

Average RPI Win:

305

WON-LOST

WINNING

LAST 10

STRENGTH OF

OPP. STRENGTH

TEAM

ADJ.

CONF.

ADJ CONF.

Average RPI Loss:

179

RECORD

PCT. RANK

GAMES

SCHEDULE

OF SCHEDULE

RPI

RPI

RPI

RPI

DIV. I ONLY

9- 8

154

6- 4

331

340

256

256

25

25

DIV. I NON-CONF.

3- 4

209

0- 1

246

349

248

248

25

25

TOTALS

RPI 1-25

RPI 26-50

W-L RECORDS

RPI 51-100

RPI 101-999

RPI 201+

9- 8

0- 0

0- 0

OVERALL

0- 0

9- 8

9- 4

4- 3

0- 0

0- 0

HOME

0- 0

4- 3

4- 0

3- 5

0- 0

0- 0

AWAY

0- 0

3- 1

3- 1

2- 0

0- 0

0- 0

NEUTRAL

0- 0

2- 0

2- 0

3- 4

0- 0

0- 0

NON-CONFERENCE

0- 0

3- 4

3- 2

1- 1

0- 0

0- 0

HOME

0- 0

1- 1

1- 0

0- 3

0- 0

0- 0

AWAY

0- 0

0- 3

0- 2

2- 0

0- 0

0- 0

NEUTRAL

0- 0

2- 0

2- 0

6- 4

0- 0

0- 0

CONFERENCE

0- 0

6- 4

6- 2

3- 2

0- 0

0- 0

HOME

0- 0

3- 2

3- 0

3- 2

0- 0

0- 0

AWAY

0- 0

3- 2

3- 2

0- 0

0- 0

0- 0

NEUTRAL

0- 0

0- 0

0- 0

RPI 1-25

RPI 26-50

RPI 51-100

RPI 101+

Team's RPI: 256

RPI S Opponent Score

RPI S Opponent Score

RPI S Opponent Score

RPI S Opponent Score

103 H Lamar University 31 70

107 H Rice 56 67

120 H Central Ark. 50 58

122 A UTEP 49 69

203 A Abilene Christian 59 61

223 A New Orleans 49 66

234 A New Mexico St. 61 70

257 H Nicholls St. 76 55

262 N Prairie View 72 62

284 H Southeastern La. 56 52

300 A Incarnate Word 62 58

321 A UTRGV 53 56

321 H UTRGV 71 41

322 H Houston Baptist 50 49

325 A Northwestern St. 62 56

330 A Sam Houston St. 67 57

343 N Florida A&M 58 55

LAST 12 Division I GAMES:

300 A Incarnate Word 62 58 330 A Sam Houston St. 67 57

284 H Southeastern La. 56 52 325 A Northwestern St. 62 56

322 H Houston Baptist 50 49 103 H Lamar University 31 70

203 A Abilene Christian 59 61 120 H Central Ark. 50 58

257 H Nicholls St. 76 55 107 H Rice 56 67

223 A New Orleans 49 66 321 H UTRGV 71 41

Non-Div I Games:

Tex. A&M Int'l

53 34

St. Thomas Houston 72 42

McMurry

62 43

Texas Lutheran 87 56

A&M-Corpus Christi

Loss, Non-Conf, S Site, H Home A Away N Neutral

Page 1

Average RPI Win:	282	WON-LOST	WINNING	LAST 10	STRENGTH OF	OPP. STRENGTH	TEAM	ADJ.	CONF.	ADJ CONF.
Average RPI Loss:	123	RECORD	PCT. RANK	GAMES	SCHEDULE	OF SCHEDULE	RPI	RPI	RPI	RPI
DIV. I ONLY	10- 7	122	7- 3	296	269	203	203	25	25	
DIV. I NON-CONF.	2- 4	239	1- 0	165	142	236	236	25	25	

TOTALS	RPI 1-25	RPI 26-50	W-L RECORDS	RPI 51-100	RPI 101-999	RPI 201+				
10- 7	0- 0	0- 1	OVERALL	0- 1	10- 5	9- 1				
7- 1	0- 0	0- 1	HOME	0- 0	7- 0	6- 0				
2- 5	0- 0	0- 0	AWAY	0- 1	2- 4	2- 1				
1- 1	0- 0	0- 0	NEUTRAL	0- 0	1- 1	1- 0				
2- 4	0- 0	0- 1	NON-CONFERENCE	0- 1	2- 2	1- 1				
1- 1	0- 0	0- 1	HOME	0- 0	1- 0	0- 0				
0- 2	0- 0	0- 0	AWAY	0- 1	0- 1	0- 1				
1- 1	0- 0	0- 0	NEUTRAL	0- 0	1- 1	1- 0				
8- 3	0- 0	0- 0	CONFERENCE	0- 0	8- 3	8- 0				
6- 0	0- 0	0- 0	HOME	0- 0	6- 0	6- 0				
2- 3	0- 0	0- 0	AWAY	0- 0	2- 3	2- 0				
0- 0	0- 0	0- 0	NEUTRAL	0- 0	0- 0	0- 0				

RPI 1-25				RPI 26-50				RPI 51-100				RPI 101+ Team's RPI: 203			
RPI	S	Opponent	Score	RPI	S	Opponent	Score	RPI	S	Opponent	Score	RPI	S	Opponent	Score
				36	H	FGCU	55 94	87	A	Arkansas	65 79	103	A	Lamar University	71 77
												120	A	Central Ark.	45 63
												127	A	SFA	55 66
												162	H	Idaho	82 72
												175	N	Radford	65 71
												214	A	SMU	44 65
												223	H	New Orleans	80 70
												256	H	A&M-Corpus Christi	61 59
												273	A	McNeese	80 75
												284	H	Southeastern La.	86 80
												311	N	Old Dominion	74 60
												322	H	Houston Baptist	80 68
												325	H	Northwestern St.	80 41
												330	A	Sam Houston St.	75 72
												330	H	Sam Houston St.	83 65
LAST 12 Division I GAMES:															
				330	A	Sam Houston St.	75 72	322	H	Houston Baptist	80 68				
				103	A	Lamar University	71 77	284	H	Southeastern La.	86 80				
				256	H	A&M-Corpus Christi	61 59	273	A	McNeese	80 75				
				120	A	Central Ark.	45 63	330	H	Sam Houston St.	83 65				
				127	A	SFA	55 66	223	H	New Orleans	80 70				
				325	H	Northwestern St.	80 41	311	N	Old Dominion	74 60				

Non-Div I Games: Schreiner 97 48 Southwest (NM) 91 47 Howard Payne 88 46 Midwestern St. 88 67 Abilene Christian

Average RPI Win:	270	WON-LOST	WINNING	LAST 10	STRENGTH OF	OPP. STRENGTH	TEAM	ADJ.	CONF.	ADJ CONF.
Average RPI Loss:	160	RECORD	PCT. RANK	GAMES	SCHEDULE	OF SCHEDULE	RPI	RPI	RPI	RPI
DIV. I ONLY	2- 18	333	2- 8	131	199	312	312	16	16	
DIV. I NON-CONF.	0- 10	337	0- 2	94	273	309	309	14	14	

TOTALS	RPI 1-25	RPI 26-50	W-L RECORDS	RPI 51-100	RPI 101-999	RPI 201+				
2- 18	0- 1	0- 0	OVERALL	0- 3	2- 14	2- 3				
2- 9	0- 1	0- 0	HOME	0- 1	2- 7	2- 1				
0- 9	0- 0	0- 0	AWAY	0- 2	0- 7	0- 2				
0- 0	0- 0	0- 0	NEUTRAL	0- 0	0- 0	0- 0				
0- 10	0- 1	0- 0	NON-CONFERENCE	0- 1	0- 8	0- 2				
0- 5	0- 1	0- 0	HOME	0- 0	0- 4	0- 0				
0- 5	0- 0	0- 0	AWAY	0- 1	0- 4	0- 2				
0- 0	0- 0	0- 0	NEUTRAL	0- 0	0- 0	0- 0				
2- 8	0- 0	0- 0	CONFERENCE	0- 2	2- 6	2- 1				
2- 4	0- 0	0- 0	HOME	0- 1	2- 3	2- 1				
0- 4	0- 0	0- 0	AWAY	0- 1	0- 3	0- 0				
0- 0	0- 0	0- 0	NEUTRAL	0- 0	0- 0	0- 0				

RPI 1-25				RPI 26-50				RPI 51-100				RPI 101+				Team's RPI: 312
RPI	S	Opponent	Score	RPI	S	Opponent	Score	RPI	S	Opponent	Score	RPI	S	Opponent	Score	
4	H	Louisville	50 62					80	H	New Mexico	59 88	112	H	Colorado St.	39 40	
								84	A	Navy	64 71	132	H	Colorado	43 68	
								100	A	UNLV	57 69	133	A	SIUE	40 76	
												140	A	Weber St.	52 62	
												147	A	Fresno St.	48 64	
												147	H	Fresno St.	58 64	
												182	H	Army West Point	59 65	
												190	A	Nevada	60 70	
												193	A	Boise St.	46 49	
												195	H	Eastern Wash.	63 65	
												197	H	Denver	54 75	
												249	H	San Jose St.	74 75	
												250	H	San Diego St.	61 51	
												290	H	Utah St.	57 50	
												292	A	FIU	69 70	
												307	A	Utah Valley	56 59	

LAST 12 Division I GAMES:																
250	H	San Diego St.	61 51	100	A	UNLV	57 69									
147	A	Fresno St.	48 64	190	A	Nevada	60 70									
193	A	Boise St.	46 49	147	H	Fresno St.	58 64									
290	H	Utah St.	57 50	80	H	New Mexico	59 88									
112	H	Colorado St.	39 40	4	H	Louisville	50 62									
249	H	San Jose St.	74 75	132	H	Colorado	43 68									

Non-Div I Games: Colo. Christian 66 68

Air Force

Loss,
Non-Conf,
S Site,
H Home
A Away
N Neutral

Average RPI Win: 238

Average RPI Loss: 71

WON-LOST
RECORDWINNING
PCT. RANKLAST 10
GAMESSTRENGTH OF
SCHEDULEOPP. STRENGTH
OF SCHEDULETEAM
RPIADJ.
RPICONF.
RPIADJ CONF.
RPIDIV. I ONLY
DIV. I NON-CONF.6- 15
5- 5283
1701- 9
0- 140
106106
225217
182217
1827
87
8

TOTALS

RPI 1-25

RPI 26-50

W-L RECORDS

RPI 51-100

RPI 101-999

RPI 201+

6- 15

0- 2

0- 5

OVERALL

0- 4

6- 4

4- 0

5- 7

0- 2

0- 3

HOME

0- 0

5- 2

4- 0

0- 7

0- 0

0- 2

AWAY

0- 3

0- 2

0- 0

1- 1

0- 0

0- 0

NEUTRAL

0- 1

1- 0

0- 0

5- 5

0- 1

0- 2

NON-CONFERENCE

0- 1

5- 1

4- 0

4- 2

0- 1

0- 1

HOME

0- 0

4- 0

4- 0

0- 2

0- 0

0- 1

AWAY

0- 0

0- 1

0- 0

1- 1

0- 0

0- 0

NEUTRAL

0- 1

1- 0

0- 0

1- 10

0- 1

0- 3

CONFERENCE

0- 3

1- 3

0- 0

1- 5

0- 1

0- 2

HOME

0- 0

1- 2

0- 0

0- 5

0- 0

0- 1

AWAY

0- 3

0- 1

0- 0

0- 0

0- 0

0- 0

NEUTRAL

0- 0

0- 0

0- 0

RPI 1-25

RPI 26-50

RPI 51-100

RPI 101+

Team's RPI: 217

RPI	S	Opponent	Score
18	H	Maryland	54 75
22	H	Buffalo	66 89

RPI	S	Opponent	Score
29	H	Central Mich.	86 95
36	H	FGCU	63 82
40	A	Ball St.	65 97
40	H	Ball St.	61 74
48	A	Duquesne	60 66

RPI	S	Opponent	Score
61	A	Toledo	54 60
72	N	Harvard	63 76
76	A	Ohio	67 70
95	A	Miami (OH)	67 75

RPI	S	Opponent	Score
109	A	Western Mich.	60 76
109	H	Western Mich.	51 59
133	N	SIUE	59 58
136	A	Bucknell	52 63
139	H	Kent St.	75 60
181	H	Bowling Green	64 66
225	H	Youngstown St.	75 58
284	H	Southeastern La.	66 54
310	H	Eastern Ky.	62 45
339	H	Winthrop	69 43

LAST 12 Division I GAMES:

109	A	Western Mich.	60 76	181	H	Bowling Green	64 66
40	A	Ball St.	65 97	40	H	Ball St.	61 74
139	H	Kent St.	75 60	76	A	Ohio	67 70
109	H	Western Mich.	51 59	61	A	Toledo	54 60
29	H	Central Mich.	86 95	22	H	Buffalo	66 89
95	A	Miami (OH)	67 75	72	N	Harvard	63 76

Non-Div I Games: Ohio Christian 93 33

Akron

Loss,
 Non-Conf, S Site,
 H Home
A Away
 N Neutral

Albama

Alabama

Alabama

Alabama A&M				Average RPI Win: 322		WON-LOST RECORD		WINNING PCT. RANK		LAST 10 GAMES		STRENGTH OF SCHEDULE		OPP. STRENGTH OF SCHEDULE		TEAM RPI		ADJ. RPI		CONF. RPI		ADJ CONF. RPI	
Average RPI Loss: 218																							
DIV. I ONLY				9- 13		225		4- 6		346		345		305		305		32		32			
DIV. I NON-CONF.				5- 6		187		0- 1		309		336		243		243		32		32			
TOTALS				RPI 1-25		RPI 26-50		W-L RECORDS		RPI 51-100		RPI 101-999		RPI 201+									
9- 13				0- 0		0- 0		OVERALL		0- 2		9- 11		9- 8									
4- 3				0- 0		0- 0		HOME		0- 0		4- 3		4- 3									
5- 9				0- 0		0- 0		AWAY		0- 0		5- 6		5- 5									
0- 1				0- 0		0- 0		NEUTRAL		0- 0		0- 1		0- 0									
5- 6				0- 0		0- 0		NON-CONFERENCE		0- 2		5- 4		5- 2									
2- 1				0- 0		0- 0		HOME		0- 0		2- 1		2- 1									
3- 4				0- 0		0- 0		AWAY		0- 2		3- 2		3- 1									
0- 1				0- 0		0- 0		NEUTRAL		0- 0		0- 1		0- 0									
4- 7				0- 0		0- 0		CONFERENCE		0- 0		4- 7		4- 6									
2- 2				0- 0		0- 0		HOME		0- 0		2- 2		2- 2									
2- 5				0- 0		0- 0		AWAY		0- 0		2- 5		2- 4									
0- 0				0- 0		0- 0		NEUTRAL		0- 0		0- 0		0- 0									

RPI 1-25				RPI 26-50				RPI 51-100				RPI 101+				Team's RPI: 305	
RPI	S	Opponent	Score	RPI	S	Opponent	Score	RPI	S	Opponent	Score	RPI	S	Opponent	Score		
								74	A	UAB	58	85	160	N	Hartford	47	56
								99	A	Al abama	32	90	167	A	Southern U.	62	77
													173	A	Jacksonville St.	33	49
													227	H	Austin Peay	52	55
													245	A	Grambl ing	49	78
													247	H	Texas Southern	49	55
													261	A	Li pscomb	50	66
													262	H	Prai ri e Vi ew	48	55
													279	A	Al corn	52	57
													284	A	Southeastern La.	76	74
													292	A	FIU	58	51
													306	H	Murray St.	71	54
													308	A	Jackson St.	43	59
													317	A	Al abama St.	78	69
													336	A	Tennessee St.	77	75
													337	A	Ark. -Pi ne Bl uff	48	57
													337	H	Ark. -Pi ne Bl uff	52	49
													341	A	Mi ssi ssi ppi Val .	57	49
													341	H	Mi ssi ssi ppi Val .	65	48
													348	H	Evansvill e	70	56
LAST 12 Division I GAMES:																	
				341	A	Mi ssi ssi ppi Val .	57	49			317	A	Al abama St.	78	69		
				337	A	Ark. -Pi ne Bl uff	48	57			341	H	Mi ssi ssi ppi Val .	65	48		
				262	H	Prai ri e Vi ew	48	55			337	H	Ark. -Pi ne Bl uff	52	49		
				247	H	Texas Southern	49	55			308	A	Jackson St.	43	59		
				167	A	Southern U.	62	77			245	A	Grambl ing	49	78		
				279	A	Al corn	52	57			261	A	Li pscomb	50	66		

Non-Div I Games:

Alabama A&M

■ Loss,
 ■ Non-Conf,
 ■ S Site,
 ■ Home
 ■ A Away
 N Neutral

Average RPI Win:	324	WON-LOST	WINNING	LAST 10	STRENGTH OF	OPP. STRENGTH	TEAM	ADJ.	CONF.	ADJ CONF.
Average RPI Loss:	175	RECORD	PCT. RANK	GAMES	SCHEDULE	OF SCHEDULE	RPI	RPI	RPI	RPI
DIV. I ONLY	5- 16	302	4- 6	272	332	317	317	32	32	
DIV. I NON-CONF.	1- 9	318	0- 0	30	194	251	251	32	32	

TOTALS	RPI 1-25	RPI 26-50	W-L RECORDS	RPI 51-100	RPI 101-999	RPI 201+				
5- 16	0- 2	0- 1	OVERALL	0- 1	5- 12	5- 6				
4- 4	0- 0	0- 0	HOME	0- 0	4- 4	4- 2				
1- 11	0- 2	0- 1	AWAY	0- 1	1- 7	1- 4				
0- 1	0- 0	0- 0	NEUTRAL	0- 0	0- 1	0- 0				
1- 9	0- 2	0- 1	NON-CONFERENCE	0- 1	1- 5	1- 0				
1- 2	0- 0	0- 0	HOME	0- 0	1- 2	1- 0				
0- 6	0- 2	0- 1	AWAY	0- 1	0- 2	0- 0				
0- 1	0- 0	0- 0	NEUTRAL	0- 0	0- 1	0- 0				
4- 7	0- 0	0- 0	CONFERENCE	0- 0	4- 7	4- 6				
3- 2	0- 0	0- 0	HOME	0- 0	3- 2	3- 2				
1- 5	0- 0	0- 0	AWAY	0- 0	1- 5	1- 4				
0- 0	0- 0	0- 0	NEUTRAL	0- 0	0- 0	0- 0				

RPI 1-25				RPI 26-50				RPI 51-100				RPI 101+ Team's RPI: 317			
RPI	S	Opponent	Score	RPI	S	Opponent	Score	RPI	S	Opponent	Score	RPI	S	Opponent	Score
11	A	Tennessee	51 104	50	A	Miami (FL)	31 79	74	A	UAB	44 61	101	H	South Ala.	47 59
21	A	South Carolina	31 99									127	N	SFA	50 77
												164	A	Southern Miss.	35 72
												166	A	Samford	39 58
												167	A	Southern U.	58 66
												194	H	Troy	63 93
												245	A	Grambling	71 93
												247	H	Texas Southern	39 71
												262	H	Prairie View	70 68
												279	A	Alcorn	41 73
												305	H	Alabama A&M	69 78
												308	A	Jackson St.	61 70
												337	A	Ark.-Pine Bluff	53 55
												337	H	Ark.-Pine Bluff	63 54
												340	H	Savannah St.	81 61
												341	A	Mississippi Val.	70 62
												341	H	Mississippi Val.	76 41

LAST 12 Division I GAMES:															
337	A	Ark.-Pine Bluff	53 55	305	H	Alabama A&M	69 78								
341	A	Mississippi Val.	70 62	337	H	Ark.-Pine Bluff	63 54								
247	H	Texas Southern	39 71	341	H	Mississippi Val.	76 41								
262	H	Prairie View	70 68	245	A	Grambling	71 93								
279	A	Alcorn	41 73	308	A	Jackson St.	61 70								
167	A	Southern U.	58 66	74	A	UAB	44 61								

Non-Div I Games: Mobile 61 50

Alabama St.

■ Loss,
 ■ Non-Conf,
 ■ S Site,
 ■ Home
 ■ Away
 N Neutral

Average RPI Win:	221	WON-LOST	WINNING	LAST 10	STRENGTH OF	OPP. STRENGTH	TEAM	ADJ.	CONF.	ADJ CONF.
Average RPI Loss:	106	RECORD	PCT. RANK	GAMES	SCHEDULE	OF SCHEDULE	RPI	RPI	RPI	RPI
DIV. I ONLY	20- 4	15	9- 1	222	230	75	75	20	20	
DIV. I NON-CONF.	11- 2	22	1- 0	197	166	53	53	24	24	

TOTALS	RPI 1-25	RPI 26-50	W-L RECORDS	RPI 51-100	RPI 101-999	RPI 201+				
20- 4	0- 1	0- 0	OVERALL	2- 1	18- 2	12- 0				
10- 1	0- 0	0- 0	HOME	2- 1	8- 0	5- 0				
8- 3	0- 1	0- 0	AWAY	0- 0	8- 2	7- 0				
2- 0	0- 0	0- 0	NEUTRAL	0- 0	2- 0	0- 0				
11- 2	0- 1	0- 0	NON-CONFERENCE	1- 1	10- 0	6- 0				
4- 1	0- 0	0- 0	HOME	1- 1	3- 0	2- 0				
5- 1	0- 1	0- 0	AWAY	0- 0	5- 0	4- 0				
2- 0	0- 0	0- 0	NEUTRAL	0- 0	2- 0	0- 0				
9- 2	0- 0	0- 0	CONFERENCE	1- 0	8- 2	6- 0				
6- 0	0- 0	0- 0	HOME	1- 0	5- 0	3- 0				
3- 2	0- 0	0- 0	AWAY	0- 0	3- 2	3- 0				
0- 0	0- 0	0- 0	NEUTRAL	0- 0	0- 0	0- 0				

RPI 1-25				RPI 26-50				RPI 51-100				RPI 101+			
RPI	S	Opponent	Score	RPI	S	Opponent	Score	RPI	S	Opponent	Score	RPI	S	Opponent	Score
18	A	Maryland	58 91					59	H	St. John's (NY)	66 71	113	H	Dartmouth	76 61
								73	H	Fordham	59 52	135	N	Northern Ill.	97 91
								77	H	Maine	68 54	141	N	Southern Ill.	68 57
												145	H	Binghamton	63 46
												160	A	Hartford	55 70
												185	A	New Hampshire	68 74
												185	H	New Hampshire	66 53
												198	A	Siena	78 63
												210	A	Stony Brook	72 68
												210	H	Stony Brook	64 58
												236	A	Holy Cross	65 56
												237	H	St. Bonaventure	69 52
												252	A	Manhattan	62 56
												287	H	Vermont	67 55
												288	A	Central Conn. St.	72 60
												297	A	Monmouth	68 44
												319	H	Wagner	89 44
												327	A	UMBC	78 75
												346	A	UMass Lowell	61 52
												346	H	UMass Lowell	93 60
LAST 12 Division I GAMES:															
346	H	UMass Lowell	93 60	145	H	Binghamton	63 46								
185	A	New Hampshire	68 74	77	H	Maine	68 54								
210	H	Stony Brook	64 58	210	A	Stony Brook	72 68								
287	H	Vermont	67 55	185	H	New Hampshire	66 53								
327	A	UMBC	78 75	160	A	Hartford	55 70								
346	A	UMass Lowell	61 52	113	H	Dartmouth	76 61								

Non-Div I Games:

Albany (NY)

■ Loss,
 ■ Non-Conf,
 ■ S Site,
 ■ H Home
 ■ A Away
 N Neutral

Average RPI Win: 308
Average RPI Loss: 203

WON-LOST
RECORD

WINNING
PCT. RANK

LAST 10
GAMES

STRENGTH OF
SCHEDULE

OPP. STRENGTH
OF SCHEDULE

TEAM
RPI

ADJ.
RPI

CONF.
RPI

ADJ CONF.
RPI

DIV. I ONLY	6- 13	275	4- 6	291	349	279	279	32	32
DIV. I NON-CONF.	1- 7	310	0- 1	151	319	274	274	32	32
<hr/>									
TOTALS	RPI 1-25	RPI 26-50	W-L RECORDS	RPI 51-100	RPI 101-999	RPI 201+			
6- 13	0- 0	0- 0	OVERALL	0- 0	6- 13	6- 6			
2- 2	0- 0	0- 0	HOME	0- 0	2- 2	2- 2			
4- 9	0- 0	0- 0	AWAY	0- 0	4- 4	4- 2			
0- 2	0- 0	0- 0	NEUTRAL	0- 0	0- 2	0- 1			
1- 7	0- 0	0- 0	NON-CONFERENCE	0- 0	1- 7	1- 1			
0- 0	0- 0	0- 0	HOME	0- 0	0- 0	0- 0			
1- 5	0- 0	0- 0	AWAY	0- 0	1- 5	1- 0			
0- 2	0- 0	0- 0	NEUTRAL	0- 0	0- 2	0- 1			
5- 6	0- 0	0- 0	CONFERENCE	0- 0	5- 6	5- 5			
2- 2	0- 0	0- 0	HOME	0- 0	2- 2	2- 2			
3- 4	0- 0	0- 0	AWAY	0- 0	3- 4	3- 3			
0- 0	0- 0	0- 0	NEUTRAL	0- 0	0- 0	0- 0			

RPI	S	Opponent	Score	RPI	S	Opponent	Score	RPI	S	Opponent	Score	RPI	S	Opponent	Score	RPI	S	Opponent	Score
RPI 1-25				RPI 26-50				RPI 51-100				RPI 101+				Team's RPI: 279			
120	A	Central Ark.	52	75	127	N	SFA	79	83	151	A	Loui si ana	47	67	156	A	Wi chi ta St.	46	87
164	A	Southern Mi ss.	67	72	167	A	Southern U.	56	64	192	A	Loui si ana Tech	50	87	205	N	Oral Roberts	52	76
245	A	Grambl ing	51	68	245	A	Grambl ing	68	75	247	A	Texas Southern	57	91	262	A	Prai ri e Vi ew	73	72
284	A	Southeastern La.	84	77	305	H	Al abama A&M	57	52	308	A	Jackson St.	69	94	308	H	Jackson St.	51	74
317	H	Al abama St.	73	41	337	A	Ark. -Pi ne Bl uff	80	77	341	A	Mi ssi ssi ppi Val .	76	70					
LAST 12 Di vi si on I GAMES:																			
245	A	Grambl ing	51	68	341	A	Mi ssi ssi ppi Val .	76	70	245	H	Grambl ing	68	75	308	H	Jackson St.	51	74
167	A	Southern U.	56	64	247	A	Texas Southern	57	91	262	A	Prai ri e Vi ew	73	72	317	H	Al abama St.	73	41
305	H	Al abama A&M	57	52	192	A	Loui si ana Tech	50	87										

Non-Di v I Games:

Tougal oo

76 64

Blue Mountain (MS) 76 35

LeMoyne-Owen

81 54

Al corn

Loss, Non-Conf, S Site, H Home A Away N Neutral

Average RPI	Win: 207	WON-LOST RECORD	WINNING PCT. RANK	LAST 10 GAMES	STRENGTH OF SCHEDULE	OPP. STRENGTH OF SCHEDULE	TEAM RPI	ADJ. RPI	CONF. RPI	ADJ. CONF. RPI
Average RPI	Loss: 90									
DIV. I ONLY	18- 4	22	10- 0	215	158	66	66	15	15	
DIV. I NON-CONF.	7- 4	102	1- 0	227	135	106	106	18	18	
<hr/>										
TOTALS	RPI 1-25	RPI 26-50	W-L RECORDS	RPI 51-100	RPI 101-999	RPI 201+				
18- 4	0- 0	0- 1	OVERALL	2- 1	16- 2	10- 0				
10- 0	0- 0	0- 0	HOME	2- 0	8- 0	4- 0				
8- 3	0- 0	0- 0	AWAY	0- 1	8- 2	6- 0				
0- 1	0- 0	0- 1	NEUTRAL	0- 0	0- 0	0- 0				
7- 4	0- 0	0- 1	NON-CONFERENCE	1- 1	6- 2	4- 0				
4- 0	0- 0	0- 0	HOME	1- 0	3- 0	2- 0				
3- 3	0- 0	0- 0	AWAY	0- 1	3- 2	2- 0				
0- 1	0- 0	0- 1	NEUTRAL	0- 0	0- 0	0- 0				
11- 0	0- 0	0- 0	CONFERENCE	1- 0	10- 0	6- 0				
6- 0	0- 0	0- 0	HOME	1- 0	5- 0	2- 0				
5- 0	0- 0	0- 0	AWAY	0- 0	5- 0	4- 0				
0- 0	0- 0	0- 0	NEUTRAL	0- 0	0- 0	0- 0				

American

American

RPI 1-25				RPI 26-50				RPI 51-100				Team's RPI: 66				RPI 101+			
RPI	S	Opponent	Score	RPI	S	Opponent	Score	RPI	S	Opponent	Score	RPI	S	Opponent	Score	RPI	S	Opponent	Score
				26	N	Villanova	60 65									111	A	George Washington	44 61
								81	H	Penn St.	75 66					128	A	Delaware	56 72
								84	H	Navy	46 41					136	H	Bucknell	68 58
								96	A	George Mason	53 71					163	H	Lehigh	82 64
																168	A	Tulsa	72 67
																182	A	Army West Point	64 46
																182	H	Army West Point	71 63
																197	H	Denver	66 53
																202	H	Boston U.	66 50
																225	H	Youngstown St.	78 72
																228	A	Loyola Maryland	71 58
																232	H	La Salle	66 48
																236	A	Holy Cross	68 63
																243	A	Lafayette	74 67
																272	A	Colgate	77 55
																272	H	Colgate	67 44
																287	A	Vermont	64 62
																327	A	UMBC	61 48
LAST 12 Division I GAMES:																			
				182	H	Army West Point	71 63					228	A	Loyola Maryland	71 58				
				272	H	Colgate	67 44					182	A	Army West Point	64 46				
				236	A	Holy Cross	68 63					84	H	Navy	46 41				
				243	A	Lafayette	74 67					272	A	Colgate	77 55				
				202	H	Boston U.	66 50					136	H	Bucknell	68 58				
				163	H	Lehigh	82 64					81	H	Penn St.	75 66				

Non-Div I Games:

American

■ Loss,
 ■ Non-Conf,
 ■ S Site,
 ■ H Home
 ■ A Away
 N Neutral

Average RPI Win:	295	WON-LOST	WINNING	LAST 10	STRENGTH OF	OPP. STRENGTH	TEAM	ADJ.	CONF.	ADJ CONF.
Average RPI Loss:	149	RECORD	PCT. RANK	GAMES	SCHEDULE	OF SCHEDULE	RPI	RPI	RPI	RPI
DIV. I ONLY	6- 17	291	4- 6	192	245	269	269	23	23	
DIV. I NON-CONF.	2- 9	295	0- 0	171	211	264	264	23	23	

TOTALS	RPI 1-25	RPI 26-50	W-L RECORDS	RPI 51-100	RPI 101-999	RPI 201+				
6- 17	0- 0	0- 0	OVERALL	0- 3	6- 14	6- 2				
3- 7	0- 0	0- 0	HOME	0- 2	3- 5	3- 0				
3- 10	0- 0	0- 0	AWAY	0- 0	3- 5	3- 1				
0- 0	0- 0	0- 0	NEUTRAL	0- 0	0- 0	0- 0				
2- 9	0- 0	0- 0	NON-CONFERENCE	0- 3	2- 6	2- 2				
0- 4	0- 0	0- 0	HOME	0- 2	0- 2	0- 0				
2- 5	0- 0	0- 0	AWAY	0- 1	2- 4	2- 2				
0- 0	0- 0	0- 0	NEUTRAL	0- 0	0- 0	0- 0				
4- 8	0- 0	0- 0	CONFERENCE	0- 0	4- 8	4- 0				
3- 3	0- 0	0- 0	HOME	0- 0	3- 3	3- 0				
1- 5	0- 0	0- 0	AWAY	0- 0	1- 5	1- 0				
0- 0	0- 0	0- 0	NEUTRAL	0- 0	0- 0	0- 0				

RPI 1-25				RPI 26-50				RPI 51-100				RPI 101+				Team's RPI: 269
RPI	S	Opponent	Score	RPI	S	Opponent	Score	RPI	S	Opponent	Score	RPI	S	Opponent	Score	
								65	H	Georgia Tech	41 75	101	A	South Ala.	52 54	
								74	H	UAB	59 70	102	A	Wake Forest	49 78	
								91	A	North Carolina	43 56	126	H	Little Rock	40 52	
												143	A	Texas St.	50 92	
												143	H	Texas St.	54 69	
												144	H	ETSU	57 70	
												151	A	Louisiana	45 61	
												153	H	Davidson	57 59	
												175	A	Radford	40 61	
												194	A	Troy	74 81	
												199	A	UT Arlington	48 49	
												199	H	UT Arlington	60 64	
												212	H	Arkansas St.	68 66	
												224	A	N. C. A&T	56 81	
												246	A	UNC Asheville	60 69	
												260	A	Col. of Charleston	76 70	
												316	H	Georgia St.	77 62	
												320	H	Ga. Southern	87 56	
												331	A	Marshall	56 54	
												333	A	La. -Monroe	71 67	

LAST 12 Division I GAMES:																
				143	A	Texas St.	50 92	320	H	Ga. Southern	87 56					
				199	A	UT Arlington	48 49	316	H	Georgia St.	77 62					
				212	H	Arkansas St.	68 66	333	A	La. -Monroe	71 67					
				126	H	Little Rock	40 52	151	A	Louisiana	45 61					
				101	A	South Ala.	52 54	199	H	UT Arlington	60 64					
				194	A	Troy	74 81	143	H	Texas St.	54 69					

Non-Div I Games:

Appalachian St.

Average RPI Win:	244	WON-LOST	WINNING	LAST 10	STRENGTH OF	OPP. STRENGTH	TEAM	ADJ.	CONF.	ADJ CONF.
Average RPI Loss:	123	RECORD	PCT. RANK	GAMES	SCHEDULE	OF SCHEDULE	RPI	RPI	RPI	RPI
DIV. I ONLY	6- 17	291	2- 8	233	65	281	281	5	5	
DIV. I NON-CONF.	4- 7	226	0- 0	342	275	337	337	3	3	

TOTALS	RPI 1-25	RPI 26-50	W-L RECORDS	RPI 51-100	RPI 101-999	RPI 201+				
6- 17	0- 3	0- 3	OVERALL	0- 4	6- 7	4- 4				
5- 7	0- 1	0- 1	HOME	0- 2	5- 3	3- 3				
1- 9	0- 2	0- 2	AWAY	0- 1	1- 4	1- 1				
0- 1	0- 0	0- 0	NEUTRAL	0- 1	0- 0	0- 0				
4- 7	0- 0	0- 0	NON-CONFERENCE	0- 1	4- 6	4- 4				
3- 3	0- 0	0- 0	HOME	0- 0	3- 3	3- 3				
1- 3	0- 0	0- 0	AWAY	0- 0	1- 3	1- 1				
0- 1	0- 0	0- 0	NEUTRAL	0- 1	0- 0	0- 0				
2- 10	0- 3	0- 3	CONFERENCE	0- 3	2- 1	0- 0				
2- 4	0- 1	0- 1	HOME	0- 2	2- 0	0- 0				
0- 6	0- 2	0- 2	AWAY	0- 1	0- 1	0- 0				
0- 0	0- 0	0- 0	NEUTRAL	0- 0	0- 0	0- 0				

RPI	S	Opponent	Score	RPI	S	Opponent	Score	RPI	S	Opponent	Score	RPI	S	Opponent	Score	Team's RPI: 281
7	A	Oregon	44 62	37	A	Cal i forni a	39 63	54	N	TCU	59 68	132	A	Col orado	60 79	
12	A	Stanford	42 79	37	H	Cal i forni a	51 53	83	H	Washing ton St.	60 78	132	H	Col orado	72 63	
12	H	Stanford	46 61	49	A	Oregon St.	48 88	85	A	Utah	55 89	159	A	Loyol a Marymount	70 84	
								85	H	Utah	56 80	170	H	Washing ton	72 70	
												184	A	CSUN	63 66	
												234	H	New Mexico St.	83 44	
												250	H	San Diego St.	67 78	
												254	H	Hawai i	60 65	
												290	A	Utah St.	65 49	
												302	H	Southern Utah	76 74	
												324	A	Northern Ari z.	66 84	
												335	H	Long Beach St.	72 80	
												338	H	Iona	71 58	

LAST 12 Di vi si on I GAMES:																
170	H	Washington	72 70	49	A	Oregon St.	48 88									
83	H	Washington St.	60 78	7	A	Oregon	44 62									
12	A	Stanford	42 79	37	H	Cal i forni a	51 53									
37	A	Cal i forni a	39 63	12	H	Stanford	46 61									
85	H	Utah	56 80	132	A	Col orado	60 79									
132	H	Col orado	72 63	85	A	Utah	55 89									

Non-Di v I Games:

Ari zona

Average RPI Win:	321	WON-LOST	WINNING	LAST 10	STRENGTH OF	OPP. STRENGTH	TEAM	ADJ.	CONF.	ADJ CONF.
Average RPI Loss:	208	RECORD	PCT. RANK	GAMES	SCHEDULE	OF SCHEDULE	RPI	RPI	RPI	RPI
DIV. I ONLY	3- 16	319	2- 8	309	318	337	337	32	32	
DIV. I NON-CONF.	0- 8	337	0- 1	142	81	320	320	32	32	

TOTALS	RPI 1-25	RPI 26-50	W-L RECORDS	RPI 51-100	RPI 101-999	RPI 201+				
3- 16	0- 1	0- 1	OVERALL	0- 1	3- 13	3- 11				
2- 4	0- 0	0- 0	HOME	0- 0	2- 4	2- 3				
1- 10	0- 0	0- 0	AWAY	0- 0	1- 0	1- 0				
0- 2	0- 0	0- 0	NEUTRAL	0- 0	0- 2	0- 2				
0- 8	0- 1	0- 1	NON-CONFERENCE	0- 1	0- 5	0- 4				
0- 0	0- 0	0- 0	HOME	0- 0	0- 0	0- 0				
0- 6	0- 1	0- 1	AWAY	0- 1	0- 3	0- 2				
0- 2	0- 0	0- 0	NEUTRAL	0- 0	0- 2	0- 2				
3- 8	0- 0	0- 0	CONFERENCE	0- 0	3- 8	3- 7				
2- 4	0- 0	0- 0	HOME	0- 0	2- 4	2- 3				
1- 4	0- 0	0- 0	AWAY	0- 0	1- 4	1- 4				
0- 0	0- 0	0- 0	NEUTRAL	0- 0	0- 0	0- 0				

RPI 1-25				RPI 26-50				RPI 51-100				RPI 101+				Team's RPI: 337
RPI	S	Opponent	Score	RPI	S	Opponent	Score	RPI	S	Opponent	Score	RPI	S	Opponent	Score	
23	A	Iowa	45 85	43	A	Dayton	43 81	56	A	Nebraska	52 73	167	H	Southern U.	52 71	
												168	A	Tulsa	37 87	
												204	N	Oakland	37 69	
												221	A	Texas Tech	47 74	
												227	A	Austin Peay	61 97	
												245	H	Grambling	57 66	
												247	A	Texas Southern	52 58	
												262	A	Prairie View	52 64	
												263	N	Towson	44 70	
												279	H	Alcorn	77 80	
												305	A	Alabama A&M	49 52	
												305	H	Alabama A&M	57 48	
												308	H	Jackson St.	54 60	
												317	A	Alabama St.	54 63	
												317	H	Alabama St.	55 53	
												341	A	Mississippi Val.	64 59	

LAST 12 Division I GAMES:																
317	H	Alabama St.	55 53	279	H	Alcorn	77 80									
305	H	Alabama A&M	57 48	167	H	Southern U.	52 71									
308	H	Jackson St.	54 60	317	A	Alabama St.	54 63									
245	H	Grambling	57 66	305	A	Alabama A&M	49 52									
247	A	Texas Southern	52 58	341	A	Mississippi Val.	64 59									
262	A	Prairie View	52 64	204	N	Oakland	37 69									

Non-Div I Games: Tougalo 71 51 Philander Smith 81 73

Ark. -Pine Bluff

Loss,
Non-Conf,
S Site,
H Home
A Away
N Neutral

Average RPI Win:	188	WON-LOST	WINNING	LAST 10	STRENGTH OF	OPP. STRENGTH	TEAM	ADJ.	CONF.	ADJ CONF.
Average RPI Loss:	71	RECORD	PCT. RANK	GAMES	SCHEDULE	OF SCHEDULE	RPI	RPI	RPI	RPI
DIV. I ONLY	12- 11	166	3- 7	41	87	87	87	2	2	
DIV. I NON-CONF.	9- 4	82	1- 1	134	201	74	74	2	2	

TOTALS	RPI 1-25	RPI 26-50	W-L RECORDS	RPI 51-100	RPI 101-999	RPI 201+				
12- 11	0- 4	0- 1	OVERALL	1- 2	11- 4	5- 0				
8- 3	0- 0	0- 0	HOME	0- 1	8- 2	3- 0				
3- 8	0- 4	0- 1	AWAY	1- 1	2- 2	1- 0				
1- 0	0- 0	0- 0	NEUTRAL	0- 0	1- 0	1- 0				
9- 4	0- 0	0- 1	NON-CONFERENCE	0- 1	9- 2	5- 0				
7- 0	0- 0	0- 0	HOME	0- 0	7- 0	3- 0				
1- 4	0- 0	0- 1	AWAY	0- 1	1- 2	1- 0				
1- 0	0- 0	0- 0	NEUTRAL	0- 0	1- 0	1- 0				
3- 7	0- 4	0- 0	CONFERENCE	1- 1	2- 2	0- 0				
1- 3	0- 0	0- 0	HOME	0- 1	1- 2	0- 0				
2- 4	0- 4	0- 0	AWAY	1- 0	1- 0	0- 0				
0- 0	0- 0	0- 0	NEUTRAL	0- 0	0- 0	0- 0				

RPI 1-25				RPI 26-50				RPI 51-100				Team's RPI: 87				RPI 101+			
RPI	S	Opponent	Score	RPI	S	Opponent	Score	RPI	S	Opponent	Score	RPI	S	Opponent	Score	RPI	S	Opponent	Score
3	A	Mississippi St.	69 111	33	A	Arizona St.	43 89	56	A	Nebraska	69 80	104	A	Auburn	68 58				
16	A	Missouri	54 88					99	A	Alabama	74 66	106	H	Kentucky	65 76				
20	A	Georgia	65 78					99	H	Alabama	76 83	121	H	Ole Miss	73 72				
21	A	South Carolina	42 90									122	A	UTEP	61 64				
												138	A	Kansas	60 71				
												166	H	Samford	84 63				
												168	H	Tulsa	67 41				
												172	H	Florida	51 65				
												176	H	Charlotte	73 72				
												199	H	UT Arlington	91 57				
												203	H	Abilene Christian	79 65				
												205	A	Oral Roberts	77 66				
												234	N	New Mexico St.	69 60				
												245	H	Grambling	79 62				
												330	H	Sam Houston St.	65 54				

LAST 12 Division I GAMES:																			
				99	A	Alabama	74 66	20	A	Georgia	65 78								
				106	H	Kentucky	65 76	99	H	Alabama	76 83								
				21	A	South Carolina	42 90	3	A	Mississippi St.	69 111								
				16	A	Missouri	54 88	121	H	Ole Miss	73 72								
				172	H	Florida	51 65	245	H	Grambling	79 62								
				104	A	Auburn	68 58	33	A	Arizona St.	43 89								

Non-Div I Games:

Arkansas

Loss,
Non-Conf,
S Site,
H Home
A Away
N Neutral

Average RPI Win:	264	WON-LOST	WINNING	LAST 10	STRENGTH OF	OPP. STRENGTH	TEAM	ADJ.	CONF.	ADJ CONF.
Average RPI Loss:	129	RECORD	PCT. RANK	GAMES	SCHEDULE	OF SCHEDULE	RPI	RPI	RPI	RPI
DIV. I ONLY	12- 10	148	6- 4	298	161	212	212	23	23	
DIV. I NON-CONF.	5- 6	187	0- 1	154	89	161	161	23	23	

TOTALS	RPI 1-25	RPI 26-50	W-L RECORDS	RPI 51-100	RPI 101-999	RPI 201+				
12- 10	0- 0	0- 1	OVERALL	0- 2	12- 7	9- 1				
8- 3	0- 0	0- 0	HOME	0- 1	8- 2	6- 0				
4- 7	0- 0	0- 1	AWAY	0- 1	4- 5	3- 1				
0- 0	0- 0	0- 0	NEUTRAL	0- 0	0- 0	0- 0				
5- 6	0- 0	0- 1	NON-CONFERENCE	0- 2	5- 3	3- 0				
4- 1	0- 0	0- 0	HOME	0- 1	4- 0	3- 0				
1- 5	0- 0	0- 1	AWAY	0- 1	1- 3	0- 0				
0- 0	0- 0	0- 0	NEUTRAL	0- 0	0- 0	0- 0				
7- 4	0- 0	0- 0	CONFERENCE	0- 0	7- 4	6- 1				
4- 2	0- 0	0- 0	HOME	0- 0	4- 2	3- 0				
3- 2	0- 0	0- 0	AWAY	0- 0	3- 2	3- 1				
0- 0	0- 0	0- 0	NEUTRAL	0- 0	0- 0	0- 0				

RPI	S	Opponent	Score	RPI	S	Opponent	Score	RPI	S	Opponent	Score	RPI	S	Opponent	Score
27	A	South Fla.	55 98	68	H	Belmont	52 83	121	A	Ole Miss	48 74	122	H	UTEP	76 73
				70	A	Indiana	51 93	126	A	Little Rock	43 53	143	H	Texas St.	55 67
								146	A	Pittsburgh	47 87	151	H	Louisiana	75 77
								168	A	Tulsa	58 68	172	A	Florida	70 69
								199	H	UT Arlington	85 80	211	H	UT Martin	84 73
								245	H	Grambling	76 56	269	A	Appalachian St.	66 68
								280	A	Coastal Caro.	70 63	316	A	Georgia St.	75 58
								316	H	Georgia St.	76 63	320	A	Ga. Southern	71 62
								320	H	Ga. Southern	69 48	333	H	La.-Monroe	76 62
								336	H	Tennessee St.	68 62				
LAST 12 Division I GAMES:															
320	H	Ga. Southern	69 48	143	H	Texas St.	55 67								
316	H	Georgia St.	76 63	316	A	Georgia St.	75 58								
269	A	Appalachian St.	66 68	320	A	Ga. Southern	71 62								
280	A	Coastal Caro.	70 63	151	H	Louisiana	75 77								
126	A	Little Rock	43 53	333	H	La.-Monroe	76 62								
199	H	UT Arlington	85 80	168	A	Tulsa	58 68								

Non-Div I Games:

Arkansas St.

Average RPI Win:	228	WON-LOST	WINNING	LAST 10	STRENGTH OF	OPP. STRENGTH	TEAM	ADJ.	CONF.	ADJ CONF.
Average RPI Loss:	150	RECORD	PCT. RANK	GAMES	SCHEDULE	OF SCHEDULE	RPI	RPI	RPI	RPI
DIV. I ONLY	10- 11	194	4- 6	168	247	182	182	15	15	
DIV. I NON-CONF.	6- 4	122	0- 0	225	317	149	149	18	18	

TOTALS	RPI 1-25	RPI 26-50	W-L RECORDS	RPI 51-100	RPI 101-999	RPI 201+				
10- 11	0- 0	0- 1	OVERALL	0- 3	10- 7	7- 4				
5- 4	0- 0	0- 0	HOME	0- 1	5- 3	3- 2				
5- 7	0- 0	0- 1	AWAY	0- 2	5- 4	4- 2				
0- 0	0- 0	0- 0	NEUTRAL	0- 0	0- 0	0- 0				
6- 4	0- 0	0- 1	NON-CONFERENCE	0- 0	6- 3	3- 2				
4- 1	0- 0	0- 0	HOME	0- 0	4- 1	2- 0				
2- 3	0- 0	0- 1	AWAY	0- 0	2- 2	1- 2				
0- 0	0- 0	0- 0	NEUTRAL	0- 0	0- 0	0- 0				
4- 7	0- 0	0- 0	CONFERENCE	0- 3	4- 4	4- 2				
1- 3	0- 0	0- 0	HOME	0- 1	1- 2	1- 2				
3- 4	0- 0	0- 0	AWAY	0- 2	3- 2	3- 0				
0- 0	0- 0	0- 0	NEUTRAL	0- 0	0- 0	0- 0				

RPI 1-25				RPI 26-50				RPI 51-100				RPI 101+				Team's RPI: 182
RPI	S	Opponent	Score	RPI	S	Opponent	Score	RPI	S	Opponent	Score	RPI	S	Opponent	Score	
				31	A	Marquette	53 83	66	A	American	63 71	113	H	Dartmouth	71 56	
								66	H	American	46 64	118	A	Yale	82 65	
								84	A	Navy	44 70	128	H	Delaware	59 70	
												136	A	Bucknell	36 60	
												145	H	Binghamton	73 61	
												163	A	Lehigh	55 59	
												202	H	Boston U.	59 60	
												228	A	Loyola Maryland	69 62	
												228	H	Loyola Maryland	62 47	
												236	H	Holy Cross	62 70	
												243	A	Lafayette	65 60	
												265	A	Fairleigh Dickinson	56 58	
												272	A	Colgate	62 54	
												276	A	St. Francis Brooklyn	52 73	
												277	H	LIU Brooklyn	71 37	
												312	A	Air Force	65 59	
												342	H	NJIT	79 49	

LAST 12 Division I GAMES:																
				66	A	American	63 71	243	A	Lafayette	65 60					
				228	H	Loyola Maryland	62 47	66	H	American	46 64					
				272	A	Colgate	62 54	136	A	Bucknell	36 60					
				163	A	Lehigh	55 59	228	A	Loyola Maryland	69 62					
				236	H	Holy Cross	62 70	202	H	Boston U.	59 60					
				84	A	Navy	44 70	31	A	Marquette	53 83					

Non-Div I Games: St. Joseph's (Brkln)107 46

Army West Point

■ Loss,
 ■ Non-Conf,
 ■ S Site,
 ■ Home
 ■ A Away
 N Neutral

Average RPI Win: 182

Average RPI Loss: 59

WON-LOST
RECORDWINNING
PCT. RANKLAST 10
GAMESSTRENGTH OF
SCHEDULEOPP. STRENGTH
OF SCHEDULETEAM
RPIADJ.
RPICONF.
RPIADJ CONF.
RPI

DIV. I ONLY	10- 11	194	2- 8	57	48	104	104	2	2
DIV. I NON-CONF.	8- 3	65	1- 0	219	129	92	92	2	2

TOTALS	RPI 1-25	RPI 26-50	W-L RECORDS	RPI 51-100	RPI 101-999	RPI 201+			
10- 11	0- 6	0- 0	OVERALL	2- 3	8- 2	3- 0			
7- 2	0- 1	0- 0	HOME	1- 1	6- 0	3- 0			
2- 7	0- 5	0- 0	AWAY	1- 1	1- 1	0- 0			
1- 2	0- 0	0- 0	NEUTRAL	0- 1	1- 1	0- 0			
8- 3	0- 0	0- 0	NON-CONFERENCE	1- 2	7- 1	3- 0			
5- 0	0- 0	0- 0	HOME	0- 0	5- 0	3- 0			
2- 1	0- 0	0- 0	AWAY	1- 1	1- 0	0- 0			
1- 2	0- 0	0- 0	NEUTRAL	0- 1	1- 1	0- 0			
2- 8	0- 6	0- 0	CONFERENCE	1- 1	1- 1	0- 0			
2- 2	0- 1	0- 0	HOME	1- 1	1- 0	0- 0			
0- 6	0- 5	0- 0	AWAY	0- 0	0- 1	0- 0			
0- 0	0- 0	0- 0	NEUTRAL	0- 0	0- 0	0- 0			

RPI 1-25				RPI 26-50				RPI 51-100				RPI 101+ Team's RPI: 104			
RPI	S	Opponent	Score	RPI	S	Opponent	Score	RPI	S	Opponent	Score	RPI	S	Opponent	Score
11	A	Tennessee	59 70					63	A	Virginia Tech	63 72	106	A	Kentucky	48 65
15	A	Texas A&M	59 78					70	A	Indiana	65 53	125	N	Georgetown	60 40
15	H	Texas A&M	73 82					87	H	Arkansas	58 68	151	A	Louisiana	70 60
20	A	Georgia	48 60					92	N	Chattanooga	41 50	167	H	Southern U.	65 47
21	A	South Carolina	63 71					99	H	Alabama	69 60	172	H	Florida	84 55
25	A	LSU	56 59									191	N	Northwestern	48 49
												192	H	Louisiana Tech	75 59
												224	H	N.C. A&T	63 53
												284	H	Southeastern La.	80 46
												333	H	La.-Monroe	67 41
LAST 12 Division I GAMES:															
15	A	Texas A&M	59 78	21	A	South Carolina	63 71								
106	A	Kentucky	48 65	15	H	Texas A&M	73 82								
99	H	Alabama	69 60	11	A	Tennessee	59 70								
20	A	Georgia	48 60	172	H	Florida	84 55								
25	A	LSU	56 59	284	H	Southeastern La.	80 46								
87	H	Arkansas	58 68	167	H	Southern U.	65 47								

Non-Div I Games: Xavier (LA) 70 44

Auburn

Average RPI Win:	285	WON-LOST	WINNING	LAST 10	STRENGTH OF	OPP. STRENGTH	TEAM	ADJ.	CONF.	ADJ CONF.
Average RPI Loss:	157	RECORD	PCT. RANK	GAMES	SCHEDULE	OF SCHEDULE	RPI	RPI	RPI	RPI
DIV. I ONLY	11- 10	160	5- 5	311	294	227	227	26	26	
DIV. I NON-CONF.	5- 4	146	0- 0	319	295	215	215	27	27	

TOTALS	RPI 1-25	RPI 26-50	W-L RECORDS	RPI 51-100	RPI 101-999	RPI 201+				
11- 10	0- 0	0- 1	OVERALL	0- 2	11- 7	11- 3				
6- 3	0- 0	0- 0	HOME	0- 0	6- 3	6- 1				
5- 7	0- 0	0- 0	AWAY	0- 1	5- 1	5- 0				
0- 0	0- 0	0- 0	NEUTRAL	0- 0	0- 0	0- 0				
5- 4	0- 0	0- 1	NON-CONFERENCE	0- 1	5- 2	5- 0				
2- 1	0- 0	0- 0	HOME	0- 0	2- 1	2- 0				
3- 3	0- 0	0- 1	AWAY	0- 1	3- 1	3- 0				
0- 0	0- 0	0- 0	NEUTRAL	0- 0	0- 0	0- 0				
6- 6	0- 0	0- 0	CONFERENCE	0- 1	6- 5	6- 3				
4- 2	0- 0	0- 0	HOME	0- 0	4- 2	4- 1				
2- 4	0- 0	0- 0	AWAY	0- 1	2- 3	2- 2				
0- 0	0- 0	0- 0	NEUTRAL	0- 0	0- 0	0- 0				

RPI 1-25				RPI 26-50				RPI 51-100				RPI 101+ Team's RPI: 227			
RPI	S	Opponent	Score	RPI	S	Opponent	Score	RPI	S	Opponent	Score	RPI	S	Opponent	Score
				40	A	Ball St.	57 89	68	A	Belmont	75 78	105	H	Western Ill.	68 81
								97	A	Butler	54 75	133	H	SIUE	38 61
												173	A	Jacksonville St.	47 65
												200	A	Illinois	47 59
												211	A	UT Martin	66 100
												211	H	UT Martin	69 62
												215	H	Morehead St.	59 66
												220	A	Southeast Mo. St.	61 50
												220	H	Southeast Mo. St.	66 65
												238	A	Northern Ky.	53 52
												261	A	Lipscomb	71 63
												305	A	Alabama A&M	55 52
												310	H	Eastern Ky.	59 45
												329	A	Tennessee Tech	59 63
												336	A	Tennessee St.	75 59
												337	H	Ark.-Pine Bluff	97 61
												347	H	Eastern Ill.	69 59
												348	H	Evansville	82 73

LAST 12 Division I GAMES:															
				220	A	Southeast Mo. St.	61 50	173	A	Jacksonville St.	47 65				
				211	A	UT Martin	66 100	329	A	Tennessee Tech	59 63				
				215	H	Morehead St.	59 66	220	H	Southeast Mo. St.	66 65				
				310	H	Eastern Ky.	59 45	211	H	UT Martin	69 62				
				68	A	Belmont	75 78	347	H	Eastern Ill.	69 59				
				336	A	Tennessee St.	75 59	133	H	SIUE	38 61				

Non-Div I Games: Christian Bros. 73 50 Trevecca Nazarene 80 72

Austin Peay

■ Loss,
 ■ Non-Conf,
 ■ S Site,
 ■ Home
 ■ A Away
 N Neutral

Average RPI Win:	204	WON-LOST	WINNING	LAST 10	STRENGTH OF	OPP. STRENGTH	TEAM	ADJ.	CONF.	ADJ CONF.
Average RPI Loss:	115	RECORD	PCT. RANK	GAMES	SCHEDULE	OF SCHEDULE	RPI	RPI	RPI	RPI
DIV. I ONLY	13- 10	136	7- 3	128	125	119	119	13	13	
DIV. I NON-CONF.	5- 6	187	0- 0	158	107	189	189	11	11	

TOTALS	RPI 1-25	RPI 26-50	W-L RECORDS	RPI 51-100	RPI 101-999	RPI 201+				
13- 10	0- 1	0- 3	OVERALL	2- 1	11- 5	6- 2				
9- 3	0- 1	0- 1	HOME	2- 0	7- 1	4- 1				
4- 7	0- 0	0- 2	AWAY	0- 1	4- 4	2- 1				
0- 0	0- 0	0- 0	NEUTRAL	0- 0	0- 0	0- 0				
5- 6	0- 1	0- 2	NON-CONFERENCE	1- 0	4- 3	3- 1				
4- 2	0- 1	0- 0	HOME	1- 0	3- 1	3- 1				
1- 4	0- 0	0- 2	AWAY	0- 0	1- 2	0- 0				
0- 0	0- 0	0- 0	NEUTRAL	0- 0	0- 0	0- 0				
8- 4	0- 0	0- 1	CONFERENCE	1- 1	7- 2	3- 1				
5- 1	0- 0	0- 1	HOME	1- 0	4- 0	1- 0				
3- 3	0- 0	0- 0	AWAY	0- 1	3- 2	2- 1				
0- 0	0- 0	0- 0	NEUTRAL	0- 0	0- 0	0- 0				

RPI 1-25				RPI 26-50				RPI 51-100				RPI 101+ Team's RPI: 119			
RPI	S	Opponent	Score	RPI	S	Opponent	Score	RPI	S	Opponent	Score	RPI	S	Opponent	Score
20	H	Georgia	63 79	32	A	Northern Colo.	74 79	79	A	Saint Mary's (CA)	49 57	112	A	Colorado St.	54 56
				37	A	Cal i forni a	45 70	79	H	Saint Mary's (CA)	63 54	152	A	Paci fi c	76 83
				42	H	Gonzaga	70 84	85	H	Utah	77 68	152	H	Paci fi c	77 65
												159	A	Loyol a Marymount	67 55
												159	H	Loyol a Marymount	62 52
												165	H	San Francis sco	70 66
												170	A	Washing ton	72 80
												195	A	Eastern Wash.	73 69
												213	A	San Diego	69 70
												222	H	Montana St.	75 54
												235	A	Pepperdi ne	73 67
												274	H	Santa Clara	65 47
												290	H	Utah St.	69 76
												302	H	Southern Utah	75 67
												307	H	Utah Valley	75 54
												313	A	Portl and	72 58

LAST 12 Division I GAMES:															
				42	H	Gonzaga	70 84	274	H	Santa Clara	65 47				
				159	H	Loyol a Marymount	62 52	235	A	Pepperdi ne	73 67				
				152	A	Paci fi c	76 83	152	H	Paci fi c	77 65				
				79	H	Saint Mary's (CA)	63 54	165	H	San Francis sco	70 66				
				213	A	San Diego	69 70	79	A	Saint Mary's (CA)	49 57				
				159	A	Loyol a Marymount	67 55	313	A	Portl and	72 58				

Non-Div I Games:

BYU

Average RPI Win:	162	WON-LOST	WINNING	LAST 10	STRENGTH OF	OPP. STRENGTH	TEAM	ADJ.	CONF.	ADJ CONF.
Average RPI Loss:	47	RECORD	PCT. RANK	GAMES	SCHEDULE	OF SCHEDULE	RPI	RPI	RPI	RPI
DIV. I ONLY	17- 4	26	7- 3	99	84	40	40	7	7	
DIV. I NON-CONF.	10- 0	1	1- 0	146	125	15	15	8	8	

TOTALS	RPI 1-25	RPI 26-50	W-L RECORDS	RPI 51-100	RPI 101-999	RPI 201+				
17- 4	0- 1	2- 1	OVERALL	2- 2	13- 0	6- 0				
10- 2	0- 1	1- 1	HOME	2- 0	7- 0	4- 0				
7- 2	0- 0	1- 0	AWAY	0- 2	6- 0	2- 0				
0- 0	0- 0	0- 0	NEUTRAL	0- 0	0- 0	0- 0				
10- 0	0- 0	2- 0	NON-CONFERENCE	1- 0	7- 0	4- 0				
6- 0	0- 0	1- 0	HOME	1- 0	4- 0	3- 0				
4- 0	0- 0	1- 0	AWAY	0- 0	3- 0	1- 0				
0- 0	0- 0	0- 0	NEUTRAL	0- 0	0- 0	0- 0				
7- 4	0- 1	0- 1	CONFERENCE	1- 2	6- 0	2- 0				
4- 2	0- 1	0- 1	HOME	1- 0	3- 0	1- 0				
3- 2	0- 0	0- 0	AWAY	0- 2	3- 0	1- 0				
0- 0	0- 0	0- 0	NEUTRAL	0- 0	0- 0	0- 0				

RPI	S	Opponent	Score	RPI	S	Opponent	Score	RPI	S	Opponent	Score	RPI	S	Opponent	Score
22	H	Buffalo	80 84	29	H	Central Mich.	65 69	61	A	Toledo	66 72	116	H	Missouri St.	70 58
				35	A	Purdue	66 60	76	A	Ohio	76 80	123	A	Vanderbilt	88 79
				46	H	Western Ky.	93 81	95	H	Miami (OH)	86 61	124	A	Cleveland St.	76 64
								97	H	Butler	87 75	135	H	Northern Ill.	81 72
												139	A	Kent St.	79 58
												181	A	Bowling Green	84 73
												181	H	Bowling Green	82 41
												217	A	Akron	74 61
												217	H	Akron	97 65
												220	H	Southeast Mo. St.	69 56
												227	H	Austin Peay	89 57
												261	H	Lipscomb	84 46
												336	A	Tennessee St.	85 65
LAST 12 Division I GAMES:															
76	A	Ohio	76 80	22	H	Buffalo	80 84								
217	H	Akron	97 65	217	A	Akron	74 61								
135	H	Northern Ill.	81 72	181	A	Bowling Green	84 73								
181	H	Bowling Green	82 41	95	H	Miami (OH)	86 61								
139	A	Kent St.	79 58	29	H	Central Mich.	65 69								
61	A	Toledo	66 72	46	H	Western Ky.	93 81								

Non-Div I Games: Oakland City 126 55

Ball St.

Average RPI	Win: 122	WON-LOST	WINNING	LAST 10	STRENGTH OF	OPP. STRENGTH	TEAM	ADJ.	CONF.	ADJ CONF.
Average RPI	Loss: 8	RECORD	PCT. RANK	GAMES	SCHEDULE	OF SCHEDULE	RPI	RPI	RPI	RPI
DIV. I ONLY	22- 1	4	10- 0	71	13	9	9	4	4	
DIV. I NON-CONF.	10- 1	15	0- 0	96	54	16	16	5	5	

TOTALS	RPI 1-25	RPI 26-50	W-L RECORDS	RPI 51-100	RPI 101-999	RPI 201+				
22- 1	2- 1	2- 0	OVERALL	5- 0	13- 0	5- 0				
13- 0	2- 0	1- 0	HOME	2- 0	8- 0	3- 0				
7- 1	0- 1	1- 0	AWAY	2- 0	4- 0	2- 0				
2- 0	0- 0	0- 0	NEUTRAL	1- 0	1- 0	0- 0				
10- 1	1- 1	0- 0	NON-CONFERENCE	1- 0	8- 0	3- 0				
7- 0	1- 0	0- 0	HOME	0- 0	6- 0	2- 0				
1- 1	0- 1	0- 0	AWAY	0- 0	1- 0	1- 0				
2- 0	0- 0	0- 0	NEUTRAL	1- 0	1- 0	0- 0				
12- 0	1- 0	2- 0	CONFERENCE	4- 0	5- 0	2- 0				
6- 0	1- 0	1- 0	HOME	2- 0	2- 0	1- 0				
6- 0	0- 0	1- 0	AWAY	2- 0	3- 0	1- 0				
0- 0	0- 0	0- 0	NEUTRAL	0- 0	0- 0	0- 0				

RPI	S	Opponent	Score	RPI	S	Opponent	Score	RPI	S	Opponent	Score	RPI	S	Opponent	Score
8	A	UCLA	68 82	30	A	Okl ahoma	74 52	53	A	West Virginia	83 72	103	H	Lamar University	121 62
10	H	Texas	81 56	30	H	Okl ahoma	74 65	55	H	Oklahoma St.	77 64	106	H	Kentucky	90 63
12	H	Stanford	81 57					65	N	Georgi a Tech	80 57	116	N	Missouri St.	100 58
								89	A	Kansas St.	88 58	117	A	Iowa St.	79 50
								89	H	Kansas St.	75 50	117	H	Iowa St.	89 49
												120	H	Central Ark.	86 55
												138	A	Kansas	83 48
												158	H	North Dakota	105 43
												221	A	Texas Tech	90 44
												221	H	Texas Tech	97 49
												257	A	Nicholls St.	85 43
												273	H	McNeese	95 34
												303	H	Coppin St.	100 54

LAST 12 Division I GAMES:															
30	H	Okl ahoma	74 65	117	A	Iowa St.	79 50	30	A	Oklahoma	74 52				
221	A	Texas Tech	90 44	138	A	Kansas	83 48								
55	H	Oklahoma St.	77 64	117	H	Iowa St.	89 49								
53	A	West Virginia	83 72	221	H	Texas Tech	97 49								
10	H	Texas	81 56	89	A	Kansas St.	88 58								
89	H	Kansas St.	75 50												

Non-Div I Games:

Bayl or

Average RPI Win:	216	WON-LOST	WINNING	LAST 10	STRENGTH OF	OPP. STRENGTH	TEAM	ADJ.	CONF.	ADJ CONF.
Average RPI Loss:	45	RECORD	PCT. RANK	GAMES	SCHEDULE	OF SCHEDULE	RPI	RPI	RPI	RPI
DIV. I ONLY	21- 3	8	10- 0	242	165	68	68	26	26	
DIV. I NON-CONF.	9- 3	61	0- 0	159	24	59	59	27	27	

TOTALS	RPI 1-25	RPI 26-50	W-L RECORDS	RPI 51-100	RPI 101-999	RPI 201+				
21- 3	0- 1	2- 1	OVERALL	0- 1	19- 0	13- 0				
9- 1	0- 0	0- 0	HOME	0- 1	9- 0	6- 0				
10- 1	0- 0	0- 0	AWAY	0- 0	10- 0	7- 0				
2- 1	0- 1	2- 0	NEUTRAL	0- 0	0- 0	0- 0				
9- 3	0- 1	2- 1	NON-CONFERENCE	0- 1	7- 0	4- 0				
3- 1	0- 0	0- 0	HOME	0- 1	3- 0	2- 0				
4- 1	0- 0	0- 1	AWAY	0- 0	4- 0	2- 0				
2- 1	0- 1	2- 0	NEUTRAL	0- 0	0- 0	0- 0				
12- 0	0- 0	0- 0	CONFERENCE	0- 0	12- 0	9- 0				
6- 0	0- 0	0- 0	HOME	0- 0	6- 0	4- 0				
6- 0	0- 0	0- 0	AWAY	0- 0	6- 0	5- 0				
0- 0	0- 0	0- 0	NEUTRAL	0- 0	0- 0	0- 0				

RPI 1-25				RPI 26-50				RPI 51-100 Team's RPI: 68				RPI 101+			
RPI	S	Opponent	Score	RPI	S	Opponent	Score	RPI	S	Opponent	Score	RPI	S	Opponent	Score
12	N	Stanford	53 74	30	A	Oklahoma	73 96	93	H	Wright St.	81 91	123	A	Vanderbilt	111 74
				36	N	FGCU	75 65					133	A	SIUE	72 55
				42	N	Gonzaga	71 63					133	H	SIUE	86 64
												166	H	Samford	83 46
												168	A	Tulsa	90 65
												173	H	Jacksonville St.	71 55
												211	A	UT Martin	65 63
												212	A	Arkansas St.	83 52
												215	A	Morehead St.	83 62
												220	A	Southeast Mo. St.	67 57
												227	H	Austin Peay	78 75
												259	H	Presbyterian	90 48
												261	A	Lipscomb	91 59
												306	H	Murray St.	70 65
												310	A	Eastern Ky.	77 55
												318	H	Fort Wayne	74 42
												329	H	Tennessee Tech	78 59
												347	A	Eastern Ill.	86 58
												347	H	Eastern Ill.	59 37
LAST 12 Division I GAMES:															
215	A	Morehead St.	83 62	347	A	Eastern Ill.	86 58								
310	A	Eastern Ky.	77 55	133	A	SIUE	72 55								
133	H	SIUE	86 64	173	H	Jacksonville St.	71 55								
347	H	Eastern Ill.	59 37	329	H	Tennessee Tech	78 59								
227	H	Austin Peay	78 75	211	A	UT Martin	65 63								
306	H	Murray St.	70 65	220	A	Southeast Mo. St.	67 57								

Non-Div I Games: Trevecca Nazarene 97 39

Belmont

Average RPI Win:	253	WON-LOST	WINNING	LAST 10	STRENGTH OF	OPP. STRENGTH	TEAM	ADJ.	CONF.	ADJ CONF.
Average RPI Loss:	171	RECORD	PCT. RANK	GAMES	SCHEDULE	OF SCHEDULE	RPI	RPI	RPI	RPI
DIV. I ONLY	15- 4	32	9- 1	305	323	130	130	31	31	
DIV. I NON-CONF.	6- 4	122	2- 1	262	285	194	194	31	31	

TOTALS	RPI 1-25	RPI 26-50	W-L RECORDS	RPI 51-100	RPI 101-999	RPI 201+				
15- 4	0- 0	0- 1	OVERALL	0- 0	15- 3	12- 2				
7- 2	0- 0	0- 0	HOME	0- 0	7- 2	6- 1				
6- 2	0- 0	0- 1	AWAY	0- 0	6- 1	5- 1				
2- 0	0- 0	0- 0	NEUTRAL	0- 0	2- 0	1- 0				
6- 4	0- 0	0- 1	NON-CONFERENCE	0- 0	6- 3	4- 2				
3- 2	0- 0	0- 0	HOME	0- 0	3- 2	2- 1				
1- 2	0- 0	0- 1	AWAY	0- 0	1- 1	1- 1				
2- 0	0- 0	0- 0	NEUTRAL	0- 0	2- 0	1- 0				
9- 0	0- 0	0- 0	CONFERENCE	0- 0	9- 0	8- 0				
4- 0	0- 0	0- 0	HOME	0- 0	4- 0	4- 0				
5- 0	0- 0	0- 0	AWAY	0- 0	5- 0	4- 0				
0- 0	0- 0	0- 0	NEUTRAL	0- 0	0- 0	0- 0				

RPI 1-25				RPI 26-50				RPI 51-100				RPI 101+ Team's RPI: 130			
RPI	S	Opponent	Score	RPI	S	Opponent	Score	RPI	S	Opponent	Score	RPI	S	Opponent	Score
				50	A	Miami (FL)	39 85					110	H	Jacksonville	58 68
												143	N	Texas St.	62 56
												167	H	Southern U.	68 56
												179	A	Hampton	61 56
												207	N	Richmond	63 50
												216	A	Norfolk St.	58 51
												216	H	Norfolk St.	60 45
												239	A	North Florida	63 70
												241	A	Howard	59 55
												262	H	Prairie View	77 52
												278	H	Grand Canyon	69 60
												284	H	Southeastern La.	58 60
												292	A	FIU	77 59
												301	A	UMES	55 48
												303	H	Coppin St.	64 38
												323	H	South Carolina St.	68 50
												328	A	Delaware St.	68 60
												343	H	Florida A&M	44 42
LAST 12 Division I GAMES:															
				216	H	Norfolk St.	60 45	301	A	UMES	55 48				
				303	H	Coppin St.	64 38	241	A	Howard	59 55				
				179	A	Hampton	61 56	323	H	South Carolina St.	68 50				
				216	A	Norfolk St.	58 51	50	A	Miami (FL)	39 85				
				328	A	Delaware St.	68 60	207	N	Richmond	63 50				
				343	H	Florida A&M	44 42	143	N	Texas St.	62 56				

Non-Div I Games: Edward Waters 101 60 Palm Beach Atl. 61 48

Bethune-Cookman

Average RPI		Win: 237	WON-LOST RECORD	WINNING PCT. RANK	LAST 10 GAMES	STRENGTH OF SCHEDULE	OPP. STRENGTH OF SCHEDULE	TEAM RPI	ADJ. RPI	CONF. RPI	ADJ. CONF. RPI
Loss: 144			15- 8	82	6- 4	265	246	145	145	20	20
DIV. I ONLY											
DIV. I NON-CONF.			8- 4	87	1- 0	316	257	168	168	24	24
TOTALS		RPI 1-25		RPI 26-50		W-L RECORDS	RPI 51-100	RPI 101-999		RPI 201+	
15- 8	0- 0			0- 0		OVERALL	2- 2	13- 6		10- 1	
5- 4	0- 0			0- 0		HOME	1- 1	4- 3		2- 1	
9- 3	0- 0			0- 0		AWAY	1- 1	8- 2		7- 0	
1- 1	0- 0			0- 0		NEUTRAL	0- 0	1- 1		1- 0	
8- 4	0- 0			0- 0		NON-CONFERENCE	1- 0	7- 4		6- 0	
3- 1	0- 0			0- 0		HOME	1- 0	2- 1		1- 0	
4- 2	0- 0			0- 0		AWAY	0- 0	4- 2		4- 0	
1- 1	0- 0			0- 0		NEUTRAL	0- 0	1- 1		1- 0	
7- 4	0- 0			0- 0		CONFERENCE	1- 2	6- 2		4- 1	
2- 3	0- 0			0- 0		HOME	0- 1	2- 2		1- 1	
5- 1	0- 0			0- 0		AWAY	1- 1	4- 0		3- 0	
0- 0	0- 0			0- 0		NEUTRAL	0- 0	0- 0		0- 0	

RPI 1-25				RPI 26-50				RPI 51-100				RPI 101+				Team's RPI : 145	
RPI	S	Opponent	Score	RPI	S	Opponent	Score	RPI	S	Opponent	Score	RPI	S	Opponent	Score		
								75	A	Al bany (NY)	46	63	113	H	Dartmouth	80	64
								77	A	Maine	66	62	118	H	Yale	69	73
								77	H	Maine	38	61	136	A	Bucknell	59	64
								90	H	Penn	77	72	160	H	Hartford	64	59
													168	N	Tulsa	55	60
													182	A	Army West Point	61	73
													185	A	New Hampshire	54	52
													185	H	New Hampshire	61	63
													210	A	Stony Brook	69	64
													210	H	Stony Brook	59	67
													268	A	Rider	76	54
													270	A	Cornell	66	58
													282	A	Bryant	55	47
													287	A	Vermont	62	48
													301	N	UMES	68	51
													302	A	Southern Utah	72	66
													327	H	UMBC	81	51
													342	H	NJIT	67	36
													346	A	UMass Lowell	76	46
LAST 12 Division I GAMES:																	
				210	A	Stony Brook	69	64	210	H	Stony Brook	59	67				
				77	H	Maine	38	61	75	A	Al bany (NY)	46	63				
				287	A	Vermont	62	48	160	H	Hartford	64	59				
				185	A	New Hampshire	54	52	185	H	New Hampshire	61	63				
				327	H	UMBC	81	51	77	A	Maine	66	62				
				346	A	UMass Lowell	76	46	113	H	Dartmouth	80	64				

Non-Div I Games: SUNY Cortland 90 36

Bi nghamton

■ Loss, ■ Non-Conf, S Site, H Home A Away N Neutral

Average RPI Win:	206	WON-LOST	WINNING	LAST 10	STRENGTH OF	OPP. STRENGTH	TEAM	ADJ.	CONF.	ADJ CONF.
Average RPI Loss:	154	RECORD	PCT. RANK	GAMES	SCHEDULE	OF SCHEDULE	RPI	RPI	RPI	RPI
DIV. I ONLY	11- 9	144	6- 4	258	120	193	193	16	16	
DIV. I NON-CONF.	4- 5	202	1- 0	304	160	272	272	14	14	

TOTALS	RPI 1-25	RPI 26-50	W-L RECORDS	RPI 51-100	RPI 101-999	RPI 201+				
11- 9	0- 0	0- 0	OVERALL	1- 5	10- 4	5- 3				
5- 5	0- 0	0- 0	HOME	1- 3	4- 2	1- 1				
6- 2	0- 0	0- 0	AWAY	0- 2	6- 0	4- 0				
0- 2	0- 0	0- 0	NEUTRAL	0- 0	0- 2	0- 2				
4- 5	0- 0	0- 0	NON-CONFERENCE	0- 2	4- 3	1- 3				
2- 3	0- 0	0- 0	HOME	0- 2	2- 1	0- 1				
2- 0	0- 0	0- 0	AWAY	0- 0	2- 0	1- 0				
0- 2	0- 0	0- 0	NEUTRAL	0- 0	0- 2	0- 2				
7- 4	0- 0	0- 0	CONFERENCE	1- 3	6- 1	4- 0				
3- 2	0- 0	0- 0	HOME	1- 1	2- 1	1- 0				
4- 2	0- 0	0- 0	AWAY	0- 2	4- 0	3- 0				
0- 0	0- 0	0- 0	NEUTRAL	0- 0	0- 0	0- 0				

RPI 1-25				RPI 26-50				RPI 51-100				RPI 101+				Team's RPI: 193
RPI	S	Opponent	Score	RPI	S	Opponent	Score	RPI	S	Opponent	Score	RPI	S	Opponent	Score	
								78	H	Wyoming	51 66	112	A	Colorado St.	62 58	
								79	H	Saint Mary's (CA)	72 74	129	H	Saint Francis (PA)	87 59	
								80	A	New Mexico	83 100	147	H	Fresno St.	75 66	
								83	H	Washington St.	53 61	170	H	Washington	85 62	
								100	A	UNLV	54 77	190	H	Nevada	68 72	
								100	H	UNLV	69 60	195	A	Eastern Wash.	61 57	
												213	N	San Diego	52 72	
												240	H	CSU Bakersfield	59 65	
												249	A	San Jose St.	112 80	
												250	A	San Diego St.	86 70	
												290	A	Utah St.	64 42	
												312	H	Air Force	49 46	
												313	A	Portland	73 47	
												324	N	Northern Ari z.	60 62	

LAST 12 Division I GAMES:																
				100	A	UNLV	54 77	147	H	Fresno St.	75 66					
				312	H	Air Force	49 46	78	H	Wyoming	51 66					
				249	A	San Jose St.	112 80	80	A	New Mexico	83 100					
				190	H	Nevada	68 72	100	H	UNLV	69 60					
				290	A	Utah St.	64 42	112	A	Colorado St.	62 58					
				250	A	San Diego St.	86 70	129	H	Saint Francis (PA)	87 59					

Non-Div I Games: Corban 94 50 Northwest Chrst. 83 51

Boi se St.

Average RPI Win:	152	WON-LOST	WINNING	LAST 10	STRENGTH OF	OPP. STRENGTH	TEAM	ADJ.	CONF.	ADJ CONF.
Average RPI Loss:	96	RECORD	PCT. RANK	GAMES	SCHEDULE	OF SCHEDULE	RPI	RPI	RPI	RPI
DIV. I ONLY	6- 17	291	1- 9	34	55	196	196	1	1	
DIV. I NON-CONF.	5- 8	220	0- 2	116	178	210	210	1	1	

TOTALS	RPI 1-25	RPI 26-50	W-L RECORDS	RPI 51-100	RPI 101-999	RPI 201+				
6- 17	0- 3	1- 3	OVERALL	2- 4	3- 7	2- 2				
5- 7	0- 0	1- 3	HOME	2- 2	2- 2	1- 1				
1- 10	0- 3	0- 0	AWAY	0- 2	1- 4	1- 1				
0- 0	0- 0	0- 0	NEUTRAL	0- 0	0- 0	0- 0				
5- 8	0- 0	1- 0	NON-CONFERENCE	1- 3	3- 5	2- 2				
4- 3	0- 0	1- 0	HOME	1- 2	2- 1	1- 1				
1- 5	0- 0	0- 0	AWAY	0- 1	1- 4	1- 1				
0- 0	0- 0	0- 0	NEUTRAL	0- 0	0- 0	0- 0				
1- 9	0- 3	0- 3	CONFERENCE	1- 1	0- 2	0- 0				
1- 4	0- 0	0- 3	HOME	1- 0	0- 1	0- 0				
0- 5	0- 3	0- 0	AWAY	0- 1	0- 1	0- 0				
0- 0	0- 0	0- 0	NEUTRAL	0- 0	0- 0	0- 0				

RPI 1-25				RPI 26-50				RPI 51-100				RPI 101+ Team's RPI: 196			
RPI	S	Opponent	Score	RPI	S	Opponent	Score	RPI	S	Opponent	Score	RPI	S	Opponent	Score
2	A	Notre Dame	60 89	28	H	Virginia	57 68	52	A	Minnesota	68 78	102	H	Wake Forest	59 67
17	A	NC State	54 72	38	H	Syracuse	57 75	63	A	Virginia Tech	58 89	113	A	Dartmouth	57 68
19	A	Duke	50 75	44	H	Houston	79 74	73	H	Fordham	55 52	149	A	Clemson	61 65
				50	H	Miami (FL)	43 65	77	H	Maine	40 61	185	H	New Hampshire	64 55
								91	H	North Carolina	77 64	187	A	Providence	55 63
								94	H	Seton Hall	53 73	189	A	Columbia	60 68
												202	A	Boston U.	57 61
												236	A	Holy Cross	70 61
												253	H	Fairfield	58 66
												282	H	Bryant	65 42
























































LAST 12 Division I GAMES:															
17	A	NC State	54 72	2	A	Notre Dame	60 89	28	H	Virginia	57 68	91	H	North Carolina	77 64
102	H	Wake Forest	59 67	63	A	Virginia Tech	58 89	77	H	Maine	40 61	187	A	Providence	55 63
38	H	Syracuse	57 75	73	H	Fordham	55 52								
19	A	Duke	50 75												
50	H	Miami (FL)	43 65												
149	A	Clemson	61 65												

Non-Div I Games:

Boston College

Average RPI Win: 214	WON-LOST RECORD	WINNING PCT. RANK	LAST 10 GAMES	STRENGTH OF SCHEDULE	OPP. STRENGTH OF SCHEDULE	TEAM RPI	ADJ. RPI	CONF. RPI	ADJ CONF. RPI
Average RPI Loss: 140									
DIV. I ONLY	8- 13	241	2- 8	126	208	202	202	15	15
DIV. I NON-CONF.	5- 5	170	0- 1	127	196	130	130	18	18

TOTALS	RPI 1-25	RPI 26-50	W-L RECORDS	RPI 51-100	RPI 101-999	RPI 201+			
8- 13	0- 0	0- 1	OVERALL	0- 3	8- 9	4- 2			
3- 7	0- 0	0- 1	HOME	0- 1	3- 5	1- 2			
5- 6	0- 0	0- 0	AWAY	0- 2	5- 4	3- 0			
0- 0	0- 0	0- 0	NEUTRAL	0- 0	0- 0	0- 0			
5- 5	0- 0	0- 1	NON-CONFERENCE	0- 1	5- 3	2- 0			
2- 2	0- 0	0- 1	HOME	0- 0	2- 1	0- 0			
3- 3	0- 0	0- 0	AWAY	0- 1	3- 2	2- 0			
0- 0	0- 0	0- 0	NEUTRAL	0- 0	0- 0	0- 0			
3- 8	0- 0	0- 0	CONFERENCE	0- 2	3- 6	2- 2			
1- 5	0- 0	0- 0	HOME	0- 1	1- 4	1- 2			
2- 3	0- 0	0- 0	AWAY	0- 1	2- 2	1- 0			
0- 0	0- 0	0- 0	NEUTRAL	0- 0	0- 0	0- 0			

RPI S Opponent	Score	RPI S Opponent	Score	RPI S Opponent	Score	RPI S Opponent	Score	Team's RPI: 202
		47  UCF	32  47	66  American	50  66	114  Brown	68  92	
				72  Harvard	70  80	128  Delaware	85 79	
				84  Navy	59  64	134  Northeastern	74 73	
						136  Bucknel I	57  67	
						136  Bucknel I	58  63	
						163  Lehi gh	58  74	
						163  Lehi gh	56  65	
						169  Marist	52  80	
						182  Army West Point	60 59	
						185  New Hampshi re	57  72	
						196  Boston Colle ge	61 57	
						228  Loyol a Maryl and	75 56	
						236  Holy Cross	57  60	
						243  Lafayette	45  47	
						272  Col gate	62 49	
						282  Bryant	78 61	
						287  Vermont	57 41	
LAST 12 Division I GAMES:								
163  Lehi gh	56  65	272  Col gate	62 49					
136  Bucknel I	57  67	163  Lehi gh	58  74					
243  Lafayette	45  47	228  Loyol a Maryl and	75 56					
84  Navy	59  64	136  Bucknel I	58  63					
66  American	50  66	182  Army West Point	60 59					
236  Holy Cross	57  60	114  Brown	68  92					

Non-Div I Games:

Boston U.

Average RPI Win: 224
Average RPI Loss: 106

WON-LOST
RECORD

WINNING
PCT. RANK

LAST 10
GAMES

STRENGTH OF
SCHEDULE

OPP. STRENGTH
OF SCHEDULE

TEAM
RPI

ADJ.
RPI

CONF.
RPI

ADJ CONF.
RPI

DIV. I ONLY	9- 12	217	2- 8	122	142	181	181	7	7
DIV. I NON-CONF.	7- 3	74	0- 1	231	324	117	117	8	8
<hr/>									
TOTALS	RPI 1-25	RPI 26-50	W-L RECORDS	RPI 51-100	RPI 101-999	RPI 201+			
9- 12	0- 0	0- 4	OVERALL	0- 3	9- 5	6- 2			
4- 6	0- 0	0- 1	HOME	0- 3	4- 2	3- 2			
3- 6	0- 0	0- 3	AWAY	0- 0	3- 3	2- 0			
2- 0	0- 0	0- 0	NEUTRAL	0- 0	2- 0	1- 0			
7- 3	0- 0	0- 1	NON-CONFERENCE	0- 0	7- 2	5- 1			
3- 1	0- 0	0- 0	HOME	0- 0	3- 1	3- 1			
2- 2	0- 0	0- 1	AWAY	0- 0	2- 1	1- 0			
2- 0	0- 0	0- 0	NEUTRAL	0- 0	2- 0	1- 0			
2- 9	0- 0	0- 3	CONFERENCE	0- 3	2- 3	1- 1			
1- 5	0- 0	0- 1	HOME	0- 3	1- 1	0- 1			
1- 4	0- 0	0- 2	AWAY	0- 0	1- 2	1- 0			
0- 0	0- 0	0- 0	NEUTRAL	0- 0	0- 0	0- 0			

RPI 1-25				RPI 26-50				RPI 51-100				RPI 101+				Team's RPI: 181	
RPI	S	Opponent	Score	RPI	S	Opponent	Score	RPI	S	Opponent	Score	RPI	S	Opponent	Score		
				29	A	Central Mi ch.	54 90	61	H	Toledo	67 77	109	A	Western Mi ch.	58 67		
				40	A	Ball St.	41 82	76	H	Ohio	63 70	139	A	Kent St.	57 81		
				40	H	Ball St.	73 84	95	H	Miami (OH)	62 66	139	H	Kent St.	60 50		
				41	A	South Dakota St.	44 76					142	A	Cincinnati	51 75		
												148	A	Robert Morris	64 62		
												180	N	Fla. Atlantic	66 55		
												208	H	Xavier	63 53		
												209	H	Eastern Mi ch.	52 54		
												216	N	Norfolk St.	59 50		
												217	A	Akron	66 64		
												289	H	Valparaiso	90 77		
												293	H	Canisius	57 71		
												309	A	Detroit Mercy	85 81		
												310	H	Eastern Ky.	77 60		
LAST 12 Division I GAMES:																	
				95	H	Miami (OH)	62 66	217	A	Akron	66 64						
				139	A	Kent St.	57 81	29	A	Central Mi ch.	54 90						
				61	H	Toledo	67 77	40	H	Ball St.	73 84						
				40	A	Ball St.	41 82	209	H	Eastern Mi ch.	52 54						
				76	H	Ohio	63 70	109	A	Western Mi ch.	58 67						
				139	H	Kent St.	60 50	142	A	Cincinnati	51 75						

Bowling Green

Bowling Green

Non-Div I Games: Ferris St. 82 73

Bowling Green

Loss, Non-Conf, S Site, H Home A Away N Neutral

Average RPI Win:	274	WON-LOST	WINNING	LAST 10	STRENGTH OF	OPP. STRENGTH	TEAM	ADJ.	CONF.	ADJ CONF.
Average RPI Loss:	158	RECORD	PCT. RANK	GAMES	SCHEDULE	OF SCHEDULE	RPI	RPI	RPI	RPI
DIV. I ONLY	10- 11	194	4- 6	304	267	248	248	24	24	
DIV. I NON-CONF.	5- 5	170	1- 0	250	255	203	203	22	22	

TOTALS	RPI 1-25	RPI 26-50	W-L RECORDS	RPI 51-100	RPI 101-999	RPI 201+				
10- 11	0- 1	0- 0	OVERALL	0- 1	10- 9	9- 3				
4- 6	0- 0	0- 0	HOME	0- 1	4- 5	3- 1				
5- 5	0- 1	0- 0	AWAY	0- 0	5- 4	5- 2				
1- 0	0- 0	0- 0	NEUTRAL	0- 0	1- 0	1- 0				
5- 5	0- 1	0- 0	NON-CONFERENCE	0- 0	5- 4	4- 1				
3- 1	0- 0	0- 0	HOME	0- 0	3- 1	2- 0				
1- 4	0- 1	0- 0	AWAY	0- 0	1- 3	1- 1				
1- 0	0- 0	0- 0	NEUTRAL	0- 0	1- 0	1- 0				
5- 6	0- 0	0- 0	CONFERENCE	0- 1	5- 5	5- 2				
1- 5	0- 0	0- 0	HOME	0- 1	1- 4	1- 1				
4- 1	0- 0	0- 0	AWAY	0- 0	4- 1	4- 1				
0- 0	0- 0	0- 0	NEUTRAL	0- 0	0- 0	0- 0				

RPI	S	Opponent	Score	RPI	S	Opponent	Score	RPI	S	Opponent	Score	RPI	S	Opponent	Score	Team's RPI: 248
13	A	Green Bay	40 72					86	H	Drake	75 84	105	H	Western Ill.	87 80	
												116	H	Missouri St.	65 71	
												124	H	Cleveland St.	65 67	
												135	A	Northern Ill.	52 76	
												141	H	Southern Ill.	62 63	
												154	H	UNI	40 51	
												200	A	Illinois	62 74	
												220	A	Southeast Mo. St.	53 57	
												233	H	Omaha	69 56	
												255	A	Indiana St.	50 65	
												257	N	Nicholls St.	75 65	
												266	A	Illinois St.	62 42	
												289	A	Valparaiso	88 69	
												289	H	Valparaiso	69 58	
												295	A	Loyola Chicago	59 57	
												295	H	Loyola Chicago	61 71	
												314	H	Ill. -Chicago	58 48	
												347	A	Eastern Ill.	67 52	
												348	A	Evansville	117 59	

LAST 12 Division I GAMES:																
295	H	Loyola Chicago	61 71	116	H	Missouri St.	65 71									
289	H	Valparaiso	69 58	141	H	Southern Ill.	62 63									
86	H	Drake	75 84	289	A	Valparaiso	88 69									
154	H	UNI	40 51	295	A	Loyola Chicago	59 57									
348	A	Evansville	117 59	266	A	Illinois St.	62 42									
255	A	Indiana St.	50 65	105	H	Western Ill.	87 80									

Non-Div I Games: Lincoln (MO) 88 44

Bradley

Average RPI	Win:	227	WON-LOST	WINNING	LAST 10	STRENGTH OF	OPP. STRENGTH	TEAM	ADJ.	CONF.	ADJ CONF.
Average RPI	Loss:	79	RECORD	PCT. RANK	GAMES	SCHEDULE	OF SCHEDULE	RPI	RPI	RPI	RPI
DIV. I ONLY		12- 6		78	4- 5	205	128	114	114	9	9
DIV. I NON-CONF.		11- 1		13	5- 0	321	184	94	94	9	9

TOTALS	RPI 1-25		RPI 26-50		W-L RECORDS	RPI 51-100		RPI 101-999		RPI 201+	
12- 6	0- 0		0- 2		OVERALL	0- 2		12- 2		8- 0	
5- 3	0- 0		0- 2		HOME	0- 1		5- 0		4- 0	
5- 3	0- 0		0- 0		AWAY	0- 1		5- 2		3- 0	
2- 0	0- 0		0- 0		NEUTRAL	0- 0		2- 0		1- 0	
11- 1	0- 0		0- 1		NON-CONFERENCE	0- 0		11- 0		8- 0	
4- 1	0- 0		0- 1		HOME	0- 0		4- 0		4- 0	
5- 0	0- 0		0- 0		AWAY	0- 0		5- 0		3- 0	
2- 0	0- 0		0- 0		NEUTRAL	0- 0		2- 0		1- 0	
1- 5	0- 0		0- 1		CONFERENCE	0- 2		1- 2		0- 0	
1- 2	0- 0		0- 1		HOME	0- 1		1- 0		0- 0	
0- 3	0- 0		0- 0		AWAY	0- 1		0- 2		0- 0	
0- 0	0- 0		0- 0		NEUTRAL	0- 0		0- 0		0- 0	

RPI 1-25				RPI 26-50				RPI 51-100				RPI 101+				Team's RPI: 114	
RPI	S	Opponent	Score	RPI	S	Opponent	Score	RPI	S	Opponent	Score	RPI	S	Opponent	Score		
				37	H	Cal i forni a	79 89	72	A	Harvard	85 87	113	A	Dartmouth	73 78		
				45	H	Princeton	62 77	90	H	Penn	55 88	118	A	Yale	63 77		
												118	H	Yale	81 71		
												152	A	Paci fic	74 57		
												179	N	Hampton	73 66		
												187	A	Provi dence	64 59		
												202	H	Boston U.	92 68		
												236	H	Holy Cross	82 78		
												241	A	Howard	85 81		
												272	A	Col gate	83 73		
												282	H	Bryant	85 62		
												282	N	Bryant	72 60		
												286	H	Sacred Heart	102 77		
												288	A	Central Conn. St.	78 55		
LAST 12 Division I GAMES:																	
				45	H	Princeton	62 77	241	A	Howard	85 81						
				90	H	Penn	55 88	202	H	Boston U.	92 68						
				72	A	Harvard	85 87	272	A	Col gate	83 73						
				113	A	Dartmouth	73 78	286	H	Sacred Heart	102 77						
				118	H	Yale	81 71	282	N	Bryant	72 60						
				118	A	Yale	63 77	187	A	Provi dence	64 59						

Non-Div I Games: Johnson & Wales (RI) 100 79

Brown

Average RPI Win: 287
Average RPI Loss: 177

WON-LOST
RECORD

WINNING
PCT. RANK

LAST 10
GAMES

STRENGTH OF
SCHEDULE

OPP. STRENGTH
OF SCHEDULE

TEAM
RPI

ADJ.
RPI

CONF.
RPI

ADJ CONF.
RPI

DIV. I ONLY	7- 15	268	6- 4	232	317	282	282	29	29
DIV. I NON-CONF.	1- 10	327	0- 1	189	210	311	311	29	29
<hr/>									
TOTALS	RPI 1-25	RPI 26-50	W-L RECORDS	RPI 51-100	RPI 101-999	RPI 201+			
7- 15	0- 0	0- 0	OVERALL	0- 2	7- 13	7- 5			
4- 7	0- 0	0- 0	HOME	0- 0	4- 7	4- 4			
2- 7	0- 0	0- 0	AWAY	0- 2	2- 5	2- 1			
1- 1	0- 0	0- 0	NEUTRAL	0- 0	1- 1	1- 0			
1- 10	0- 0	0- 0	NON-CONFERENCE	0- 2	1- 8	1- 2			
0- 4	0- 0	0- 0	HOME	0- 0	0- 4	0- 1			
0- 5	0- 0	0- 0	AWAY	0- 2	0- 3	0- 1			
1- 1	0- 0	0- 0	NEUTRAL	0- 0	1- 1	1- 0			
6- 5	0- 0	0- 0	CONFERENCE	0- 0	6- 5	6- 3			
4- 3	0- 0	0- 0	HOME	0- 0	4- 3	4- 3			
2- 2	0- 0	0- 0	AWAY	0- 0	2- 2	2- 0			
0- 0	0- 0	0- 0	NEUTRAL	0- 0	0- 0	0- 0			

RPI 1-25				RPI 26-50				RPI 51-100				RPI 101+ Team's RPI: 282			
RPI	S	Opponent	Score	RPI	S	Opponent	Score	RPI	S	Opponent	Score	RPI	S	Opponent	Score
								77	A	Maine	68 70	114	A	Brown	62 85
								82	A	James Madison	36 67	114	N	Brown	60 72
												129	A	Saint Francis (PA)	69 87
												145	H	Binghamton	47 55
												148	A	Robert Morris	49 72
												160	H	Hartford	47 59
												185	H	New Hampshire	65 74
												196	A	Boston College	42 65
												202	H	Boston U.	61 78
												236	A	Holy Cross	57 59
												265	A	Fairleigh Dickinson	65 48
												265	H	Fairleigh Dickinson	69 77
												276	H	St. Francis Brooklyn	73 63
												277	H	LIU Brooklyn	75 56
												283	H	Mt. St. Mary's	63 68
												286	A	Sacred Heart	81 73
												286	H	Sacred Heart	60 56
												288	H	Central Conn. St.	66 50
												319	H	Wagner	66 75
												332	N	Rhode Island	58 52
<hr/>															
LAST 12 Division I GAMES:															
286	H	Sacred Heart	60 56	286	A	Sacred Heart	81 73								
265	H	Fairleigh Dickinson	69 77	265	A	Fairleigh Dickinson	65 48								
129	A	Saint Francis (PA)	69 87	288	H	Central Conn. St.	66 50								
148	A	Robert Morris	49 72	283	H	Mt. St. Mary's	63 68								
276	H	St. Francis Brooklyn	73 63	319	H	Wagner	66 75								
277	H	LIU Brooklyn	75 56	82	A	James Madison	36 67								

Non-Div I Games:

Bryant

Loss, Non-Conf, S Site, H Home A Away N Neutral

Average RPI Win:	225	WON-LOST	WINNING	LAST 10	STRENGTH OF	OPP. STRENGTH	TEAM	ADJ.	CONF.	ADJ CONF.
Average RPI Loss:	144	RECORD	PCT. RANK	GAMES	SCHEDULE	OF SCHEDULE	RPI	RPI	RPI	RPI
DIV. I ONLY	14- 8	96	8- 2	243	176	136	136	15	15	
DIV. I NON-CONF.	6- 5	153	0- 1	285	193	201	201	18	18	

TOTALS	RPI 1-25	RPI 26-50	W-L RECORDS	RPI 51-100	RPI 101-999	RPI 201+				
14- 8	0- 0	0- 0	OVERALL	1- 3	13- 5	11- 2				
8- 3	0- 0	0- 0	HOME	1- 0	7- 3	5- 2				
6- 5	0- 0	0- 0	AWAY	0- 3	6- 2	6- 0				
0- 0	0- 0	0- 0	NEUTRAL	0- 0	0- 0	0- 0				
6- 5	0- 0	0- 0	NON-CONFERENCE	0- 2	6- 3	5- 1				
3- 2	0- 0	0- 0	HOME	0- 0	3- 2	2- 1				
3- 3	0- 0	0- 0	AWAY	0- 2	3- 1	3- 0				
0- 0	0- 0	0- 0	NEUTRAL	0- 0	0- 0	0- 0				
8- 3	0- 0	0- 0	CONFERENCE	1- 1	7- 2	6- 1				
5- 1	0- 0	0- 0	HOME	1- 0	4- 1	3- 1				
3- 2	0- 0	0- 0	AWAY	0- 1	3- 1	3- 0				
0- 0	0- 0	0- 0	NEUTRAL	0- 0	0- 0	0- 0				

RPI 1-25				RPI 26-50				RPI 51-100				RPI 101+				Team's RPI: 136
RPI	S	Opponent	Score	RPI	S	Opponent	Score	RPI	S	Opponent	Score	RPI	S	Opponent	Score	
								57	A	Drexel	54 63	145	H	Binghamton	64 59	
								66	A	American	58 68	146	A	Pittsburgh	39 57	
								73	A	Fordham	62 71	163	A	Lehigh	62 66	
								84	H	Navy	47 39	182	H	Army West Point	60 36	
												183	H	Saint Joseph's	53 77	
												202	A	Boston U.	63 58	
												202	H	Boston U.	67 57	
												217	H	Akron	63 52	
												225	A	Youngstown St.	66 60	
												228	H	Loyola Maryland	65 68	
												236	A	Holy Cross	71 47	
												237	H	St. Bonaventure	48 59	
												243	A	Lafayette	80 57	
												243	H	Lafayette	83 53	
												268	A	Rider	76 71	
												272	H	Colgate	77 57	
												293	H	Canisius	76 57	
												338	A	Iona	60 53	

LAST 12 Division I GAMES:																
243	A	Lafayette	80 57	163	A	Lehigh	62 66									
202	H	Boston U.	67 57	243	H	Lafayette	83 53									
84	H	Navy	47 39	182	H	Army West Point	60 36									
236	A	Holy Cross	71 47	202	A	Boston U.	63 58									
228	H	Loyola Maryland	65 68	66	A	American	58 68									
272	H	Colgate	77 57	146	A	Pittsburgh	39 57									

Non-Div I Games:

Bucknell

Average RPI Win:	140	WON-LOST	WINNING	LAST 10	STRENGTH OF	OPP. STRENGTH	TEAM	ADJ.	CONF.	ADJ CONF.
Average RPI Loss:	107	RECORD	PCT. RANK	GAMES	SCHEDULE	OF SCHEDULE	RPI	RPI	RPI	RPI
DIV. I ONLY	17- 4	26	8- 2	73	73	22	22	7	7	
DIV. I NON-CONF.	9- 2	34	1- 1	181	70	42	42	8	8	

TOTALS	RPI 1-25	RPI 26-50	W-L RECORDS	RPI 51-100	RPI 101-999	RPI 201+				
17- 4	0- 0	1- 2	OVERALL	7- 0	9- 2	5- 1				
7- 0	0- 0	0- 0	HOME	2- 0	5- 0	3- 0				
7- 4	0- 0	1- 2	AWAY	3- 0	3- 2	2- 1				
3- 0	0- 0	0- 0	NEUTRAL	2- 0	1- 0	0- 0				
9- 2	0- 0	0- 1	NON-CONFERENCE	3- 0	6- 1	3- 1				
3- 0	0- 0	0- 0	HOME	0- 0	3- 0	2- 0				
3- 2	0- 0	0- 1	AWAY	1- 0	2- 1	1- 1				
3- 0	0- 0	0- 0	NEUTRAL	2- 0	1- 0	0- 0				
8- 2	0- 0	1- 1	CONFERENCE	4- 0	3- 1	2- 0				
4- 0	0- 0	0- 0	HOME	2- 0	2- 0	1- 0				
4- 2	0- 0	1- 1	AWAY	2- 0	1- 1	1- 0				
0- 0	0- 0	0- 0	NEUTRAL	0- 0	0- 0	0- 0				

RPI 1-25				Team's RPI: 22				RPI 26-50				RPI 51-100				RPI 101+			
RPI	S	Opponent	Score	RPI	S	Opponent	Score	RPI	S	Opponent	Score	RPI	S	Opponent	Score	RPI	S	Opponent	Score
29	A	Central Mi ch.	79 86	29	A	Arizona St.	57 76	56	N	Nebraska	82 72	109	H	Western Mi ch.	71 49				
33	A			40	A	Ball St.	84 80	59	A	St. John' s (NY)	73 72	128	H	Del aware	87 73				
								61	A	Toledo	84 73	135	A	Northern Ill.	84 86				
								61	H	Toledo	87 69	149	N	Clemson	61 41				
								76	A	Ohio	67 63	189	A	Col umbi a	65 63				
								95	H	Miami (OH)	72 67	209	H	Eastern Mi ch.	97 92				
								100	N	UNLV	80 53	217	A	Akron	89 66				
												229	A	Niagara	62 75				
												237	A	St. Bonaventure	76 59				
												293	H	Canisius	73 47				
												301	H	UMES	76 41				
LAST 12 Division I GAMES:																			
61	A	Toledo	84 73	95	H	Miami (OH)	72 67	135	A	Northern Ill.	84 86								
29	A	Central Mi ch.	79 86	109	H	Western Mi ch.	71 49	217	A	Akron	89 66								
209	H	Eastern Mi ch.	97 92	59	A	St. John' s (NY)	73 72	229	A	Niagara	62 75								
61	H	Toledo	87 69																
76	A	Ohio	67 63																
40	A	Ball St.	84 80																

Non-Div I Games:

Buffalo

Average RPI Win:	179	WON-LOST	WINNING	LAST 10	STRENGTH OF	OPP. STRENGTH	TEAM	ADJ.	CONF.	ADJ CONF.
Average RPI Loss:	67	RECORD	PCT. RANK	GAMES	SCHEDULE	OF SCHEDULE	RPI	RPI	RPI	RPI
DIV. I ONLY	13- 12	170	3- 7	63	80	97	97	6	6	
DIV. I NON-CONF.	8- 4	87	0- 0	105	223	73	73	6	6	

TOTALS	RPI 1-25	RPI 26-50	W-L RECORDS	RPI 51-100	RPI 101-999	RPI 201+				
13- 12	0- 1	2- 4	OVERALL	2- 5	9- 2	6- 1				
7- 4	0- 0	1- 1	HOME	1- 1	5- 2	3- 1				
5- 6	0- 1	1- 3	AWAY	0- 2	4- 0	3- 0				
1- 2	0- 0	0- 0	NEUTRAL	1- 2	0- 0	0- 0				
8- 4	0- 0	0- 2	NON-CONFERENCE	1- 2	7- 0	6- 0				
4- 0	0- 0	0- 0	HOME	0- 0	4- 0	3- 0				
3- 2	0- 0	0- 2	AWAY	0- 0	3- 0	3- 0				
1- 2	0- 0	0- 0	NEUTRAL	1- 2	0- 0	0- 0				
5- 8	0- 1	2- 2	CONFERENCE	1- 3	2- 2	0- 1				
3- 4	0- 0	1- 1	HOME	1- 1	1- 2	0- 1				
2- 4	0- 1	1- 1	AWAY	0- 2	1- 0	0- 0				
0- 0	0- 0	0- 0	NEUTRAL	0- 0	0- 0	0- 0				

RPI	S	Opponent	Score	RPI	S	Opponent	Score	RPI	S	Opponent	Score	RPI	S	Opponent	Score
24	A	DePaul	65 87	26	A	Villanova	76 53	53	N	West Virginia	68 75	125	A	Georgetown	66 57
				26	H	Villanova	67 69	57	N	Drexel	62 76	125	H	Georgetown	52 63
				27	A	South Fla.	55 71	59	A	St. John's (NY)	38 76	186	H	Wisconsin	69 62
				31	A	Marquette	67 69	59	H	St. John's (NY)	55 73	187	H	Providence	68 57
				39	H	Creighton	59 53	63	N	Virginia Tech	79 77	208	H	Xavier	62 69
				40	A	Ball St.	75 87	94	A	Seton Hall	64 75	227	H	Austin Peay	75 54
								94	H	Seton Hall	66 48	255	A	Indiana St.	60 51
												261	H	Lipscomb	70 58
												266	A	Illinois St.	56 45
												295	H	Loyola Chicago	64 52
												306	A	Murray St.	88 59

LAST 12 Division I GAMES:															
94	A	Seton Hall	64 75	24	A	DePaul	65 87	31	A	Marquette	67 69	59	H	St. John's (NY)	55 73
59	A	St. John's (NY)	38 76	59	H	St. John's (NY)	55 73	94	H	Seton Hall	66 48	125	A	Georgetown	66 57
26	H	Villanova	67 69	94	H	Seton Hall	66 48	125	A	Georgetown	66 57	26	A	Villanova	76 53
125	H	Georgetown	52 63	125	A	Georgetown	66 57	26	A	Villanova	76 53				
187	H	Providence	68 57												
39	H	Creighton	59 53												

Non-Div I Games:

Butler

Average RPI Win:	281	WON-LOST	WINNING	LAST 10	STRENGTH OF	OPP. STRENGTH	TEAM	ADJ.	CONF.	ADJ CONF.
Average RPI Loss:	174	RECORD	PCT. RANK	GAMES	SCHEDULE	OF SCHEDULE	RPI	RPI	RPI	RPI
DIV. I ONLY	10- 10	171	6- 4	333	223	240	240	30	30	
DIV. I NON-CONF.	4- 8	239	2- 2	263	161	238	238	30	30	

TOTALS	RPI 1-25	RPI 26-50	W-L RECORDS	RPI 51-100	RPI 101-999	RPI 201+				
10- 10	0- 1	0- 0	OVERALL	0- 1	10- 8	9- 5				
5- 2	0- 0	0- 0	HOME	0- 0	5- 2	5- 1				
5- 8	0- 1	0- 0	AWAY	0- 1	5- 6	4- 4				
0- 0	0- 0	0- 0	NEUTRAL	0- 0	0- 0	0- 0				
4- 8	0- 1	0- 0	NON-CONFERENCE	0- 1	4- 6	3- 3				
2- 1	0- 0	0- 0	HOME	0- 0	2- 1	2- 0				
2- 7	0- 1	0- 0	AWAY	0- 1	2- 5	1- 3				
0- 0	0- 0	0- 0	NEUTRAL	0- 0	0- 0	0- 0				
6- 2	0- 0	0- 0	CONFERENCE	0- 0	6- 2	6- 2				
3- 1	0- 0	0- 0	HOME	0- 0	3- 1	3- 1				
3- 1	0- 0	0- 0	AWAY	0- 0	3- 1	3- 1				
0- 0	0- 0	0- 0	NEUTRAL	0- 0	0- 0	0- 0				

RPI 1-25				RPI 26-50				RPI 51-100				RPI 101+ Team's RPI: 240			
RPI	S	Opponent	Score	RPI	S	Opponent	Score	RPI	S	Opponent	Score	RPI	S	Opponent	Score
12	A	Stanford	34 57					71	A	South Dakota	50 66	122	A	UTEP	56 67
												161	A	Cal Poly	57 59
												177	H	UC Irvine	59 72
												193	A	Boise St.	65 59
												206	H	Seattle U	75 68
												214	A	SMU	29 41
												233	H	Omaha	52 43
												234	A	New Mexico St.	48 56
												244	A	UC Riverside	65 68
												249	A	San Jose St.	57 67
												258	A	UMKC	76 62
												258	H	UMKC	58 60
												298	H	Cal St. Fullerton	55 43
												302	A	Southern Utah	46 45
												307	H	Utah Valley	63 58
												321	A	UTRGV	67 64
												345	A	Chicago St.	63 36
												345	H	Chicago St.	63 49
LAST 12 Division I GAMES:															
258	A	UMKC	76 62	321	A	UTRGV	67 64								
345	A	Chicago St.	63 36	307	H	Utah Valley	63 58								
206	H	Seattle U	75 68	177	H	UC Irvine	59 72								
345	H	Chicago St.	63 49	161	A	Cal Poly	57 59								
258	H	UMKC	58 60	193	A	Boise St.	65 59								
234	A	New Mexico St.	48 56	233	H	Omaha	52 43								

Non-Div I Games: Fresno Pacific 74 63 Whittier 72 35

CSU Bakersfield

Loss, Non-Conf, S Site, H Home A Away N Neutral

Average RPI Win: 228	WON-LOST RECORD	WINNING PCT. RANK	LAST 10 GAMES	STRENGTH OF SCHEDULE	OPP. STRENGTH OF SCHEDULE	TEAM RPI	ADJ. RPI	CONF. RPI	ADJ. CONF. RPI
Average RPI Loss: 167									
DIV. I ONLY	12- 10	148	7- 3	207	236	184	184	21	21
DIV. I NON-CONF.	6- 7	184	1- 1	196	269	220	220	20	20

TOTALS	RPI 1-25	RPI 26-50	W-L RECORDS	RPI 51-100	RPI 101-999	RPI 201+			
12- 10	0- 1	0- 0	OVERALL	1- 0	11- 9	8- 3			
7- 4	0- 0	0- 0	HOME	1- 0	6- 4	5- 1			
5- 5	0- 1	0- 0	AWAY	0- 0	5- 4	3- 2			
0- 1	0- 0	0- 0	NEUTRAL	0- 0	0- 1	0- 0			
6- 7	0- 1	0- 0	NON-CONFERENCE	0- 0	6- 6	4- 3			
4- 3	0- 0	0- 0	HOME	0- 0	4- 3	3- 1			
2- 3	0- 1	0- 0	AWAY	0- 0	2- 2	1- 2			
0- 1	0- 0	0- 0	NEUTRAL	0- 0	0- 1	0- 0			
6- 3	0- 0	0- 0	CONFERENCE	1- 0	5- 3	4- 0			
3- 1	0- 0	0- 0	HOME	1- 0	2- 1	2- 0			
3- 2	0- 0	0- 0	AWAY	0- 0	3- 2	2- 0			
0- 0	0- 0	0- 0	NEUTRAL	0- 0	0- 0	0- 0			

RPI 1-25				RPI 26-50				RPI 51-100				RPI 101+				Team's RPI: 184
RPI	S	Opponent	Score	RPI	S	Opponent	Score	RPI	S	Opponent	Score	RPI	S	Opponent	Score	
7	A	Oregon	43 91					69	H	UC Davis	75 71	115	N	Milwaukee	50 58	
												140	H	Weber St.	61 64	
												147	H	Fresno St.	85 72	
												159	A	Loyola Marymount	75 68	
												161	A	Cal Poly	71 84	
												162	H	Idaho	75 80	
												177	A	UC Irvine	47 56	
												201	A	UC Santa Barbara	48 30	
												201	H	UC Santa Barbara	73 74	
												206	H	Seattle U	67 62	
												223	A	New Orleans	73 76	
												233	H	Omaha	60 68	
												244	H	UC Riverside	60 55	
												249	A	San Jose St.	76 59	
												250	A	San Diego St.	55 58	
												254	A	Hawaii	70 58	
												281	H	Arizona	66 63	
												298	A	Cal St. Fullerton	70 68	
												298	H	Cal St. Fullerton	65 41	
												324	H	Northern Ari z.	78 69	

LAST 12 Division I GAMES:																
				69	H	UC Davis	75 71	161	A	Cal Poly	71 84					
				201	A	UC Santa Barbara	48 30	201	H	UC Santa Barbara	73 74					
				177	A	UC Irvine	47 56	298	A	Cal St. Fullerton	70 68					
				254	A	Hawaii	70 58	206	H	Seattle U	67 62					
				244	H	UC Riverside	60 55	233	H	Omaha	60 68					
				298	H	Cal St. Fullerton	65 41	324	H	Northern Ari z.	78 69					

Non-Div I Games: Biola 68 51

CSUN

Loss,
Non-Conf,
S Site,
H Home
A Away
N Neutral

C
a
l
P
o
l
y

Cal Poly			Through Games Of Feb. 5, 2018								
Average RPI	Win:	251	WON-LOST	WINNING	LAST 10	STRENGTH OF	OPP. STRENGTH	TEAM	ADJ.	CONF.	ADJ CONF.
Average RPI	Loss:	152	RECORD	PCT. RANK	GAMES	SCHEDULE	OF SCHEDULE	RPI	RPI	RPI	RPI
DIV. I ONLY			12- 8	118	8- 2	263	256	161	161	21	21
DIV. I NON-CONF.			5- 6	187	2- 1	215	315	200	200	20	20

TOTALS		RPI 1-25		RPI 26-50		W-L RECORDS		RPI 51-100	RPI 101-999	RPI 201+	
12- 8		0- 0		0- 0		OVERALL		0- 3	12- 5	9- 1	
7- 2		0- 0		0- 0		HOME		0- 1	7- 1	4- 0	
5- 6		0- 0		0- 0		AWAY		0- 2	5- 4	5- 1	
0- 0		0- 0		0- 0		NEUTRAL		0- 0	0- 0	0- 0	
5- 6		0- 0		0- 0		NON-CONFERENCE		0- 2	5- 4	4- 1	
3- 1		0- 0		0- 0		HOME		0- 0	3- 1	2- 0	
2- 5		0- 0		0- 0		AWAY		0- 2	2- 3	2- 1	
0- 0		0- 0		0- 0		NEUTRAL		0- 0	0- 0	0- 0	
7- 2		0- 0		0- 0		CONFERENCE		0- 1	7- 1	5- 0	
4- 1		0- 0		0- 0		HOME		0- 1	4- 0	2- 0	
3- 1		0- 0		0- 0		AWAY		0- 0	3- 1	3- 0	
0- 0		0- 0		0- 0		NEUTRAL		0- 0	0- 0	0- 0	

RPI 1-25				RPI 26-50				RPI 51-100				RPI 101+ Team's RPI: 161			
RPI	S	Opponent	Score	RPI	S	Opponent	Score	RPI	S	Opponent	Score	RPI	S	Opponent	Score
								52	A	Minnesota	68 112	148	H	Robert Morris	50 66
								69	H	UC Davis	76 80	165	A	San Francisco	71 83
								79	A	Saint Mary's (CA)	64 82	165	H	San Francisco	88 83
												177	H	UC Irvine	79 76
												184	H	CSUN	84 71
												195	A	Eastern Wash.	72 75
												201	A	UC Santa Barbara	68 73
												240	H	CSU Bakersfield	59 57
												244	A	UC Riverside	87 82
												244	H	UC Riverside	91 73
												254	H	Hawaii	52 50
												267	A	North Dakota St.	73 69
												278	H	Grand Canyon	75 69
												298	A	Cal St. Fullerton	72 63
												307	A	Utah Valley	70 89
												324	A	Northern Ariz.	89 73
												335	A	Long Beach St.	75 64

LAST 12 Division I GAMES:															
				244	H	UC Riverside	91 73	184	H	CSUN	84 71				
				254	H	Hawaii	52 50	201	A	UC Santa Barbara	68 73				
				298	A	Cal St. Fullerton	72 63	244	A	UC Riverside	87 82				
				335	A	Long Beach St.	75 64	240	H	CSU Bakersfield	59 57				
				69	H	UC Davis	76 80	307	A	Utah Valley	70 89				
				177	H	UC Irvine	79 76	267	A	North Dakota St.	73 69				

Non-Div I Games: Cal St. Monterey Bay77 44

Cal Poly

C
a
l
P
o
l
y

Average RPI Win:	298	WON-LOST	WINNING	LAST 10	STRENGTH OF	OPP. STRENGTH	TEAM	ADJ.	CONF.	ADJ CONF.
Average RPI Loss:	184	RECORD	PCT. RANK	GAMES	SCHEDULE	OF SCHEDULE	RPI	RPI	RPI	RPI
DIV. I ONLY	6- 14	279	3- 7	287	293	298	298	21	21	
DIV. I NON-CONF.	4- 8	239	2- 1	307	325	286	286	20	20	

TOTALS	RPI 1-25	RPI 26-50	W-L RECORDS	RPI 51-100	RPI 101-999	RPI 201+				
6- 14	0- 0	0- 0	OVERALL	0- 1	6- 13	6- 5				
4- 5	0- 0	0- 0	HOME	0- 0	4- 5	4- 0				
2- 8	0- 0	0- 0	AWAY	0- 1	2- 7	2- 4				
0- 1	0- 0	0- 0	NEUTRAL	0- 0	0- 1	0- 1				
4- 8	0- 0	0- 0	NON-CONFERENCE	0- 0	4- 8	4- 4				
2- 2	0- 0	0- 0	HOME	0- 0	2- 2	2- 0				
2- 5	0- 0	0- 0	AWAY	0- 0	2- 5	2- 3				
0- 1	0- 0	0- 0	NEUTRAL	0- 0	0- 1	0- 1				
2- 6	0- 0	0- 0	CONFERENCE	0- 1	2- 5	2- 1				
2- 3	0- 0	0- 0	HOME	0- 0	2- 3	2- 0				
0- 3	0- 0	0- 0	AWAY	0- 1	0- 2	0- 1				
0- 0	0- 0	0- 0	NEUTRAL	0- 0	0- 0	0- 0				

RPI 1-25				RPI 26-50				RPI 51-100				RPI 101+				Team's RPI: 298
RPI	S	Opponent	Score	RPI	S	Opponent	Score	RPI	S	Opponent	Score	RPI	S	Opponent	Score	
								69	A	UC Davis	53 67	122	H	UTEP	91 92	
												152	A	Pacific	65 81	
												161	H	Cal Poly	63 72	
												162	A	Idaho	60 80	
												177	H	UC Irvine	60 76	
												184	A	CSUN	41 65	
												184	H	CSUN	68 70	
												197	H	Denver	58 83	
												205	N	Oral Roberts	50 60	
												226	A	Montana	47 68	
												240	A	CSU Bakersfield	43 55	
												244	A	UC Riverside	50 63	
												250	A	San Diego St.	58 59	
												254	H	Hawaii	69 57	
												274	A	Santa Clara	73 69	
												304	H	UTSA	55 46	
												307	A	Utah Valley	73 36	
												313	H	Portland	66 61	
												335	H	Long Beach St.	67 61	
LAST 12 Division I GAMES:																
				177	H	UC Irvine	60 76	184	H	CSUN	68 70					
				161	H	Cal Poly	63 72	254	H	Hawaii	69 57					
				69	A	UC Davis	53 67	122	H	UTEP	91 92					
				184	A	CSUN	41 65	307	A	Utah Valley	73 36					
				244	A	UC Riverside	50 63	304	H	UTSA	55 46					
				335	H	Long Beach St.	67 61	162	A	Idaho	60 80					

Non-Div I Games: Antelope Valley 74 48

Cal St. Fullerton

Average RPI	Win:	162	WON-LOST	WINNING	LAST 10	STRENGTH OF	OPP. STRENGTH	TEAM	ADJ.	CONF.	ADJ CONF.
Average RPI	Loss:	19	RECORD	PCT. RANK	GAMES	SCHEDULE	OF SCHEDULE	RPI	RPI	RPI	RPI
DIV. I ONLY		15- 8		82	5- 5	27	43	37	37	5	5
DIV. I NON-CONF.		9- 2		34	0- 0	42	73	19	19	3	3

TOTALS	RPI 1-25		RPI 26-50		W-L RECORDS	RPI 51-100		RPI 101-999		RPI 201+	
15- 8	0- 5		0- 3		OVERALL	4- 0		11- 0		6- 0	
9- 3	0- 2		0- 1		HOME	3- 0		6- 0		4- 0	
6- 5	0- 3		0- 2		AWAY	1- 0		5- 0		2- 0	
0- 0	0- 0		0- 0		NEUTRAL	0- 0		0- 0		0- 0	
9- 2	0- 2		0- 0		NON-CONFERENCE	1- 0		8- 0		4- 0	
5- 1	0- 1		0- 0		HOME	1- 0		4- 0		3- 0	
4- 1	0- 1		0- 0		AWAY	0- 0		4- 0		1- 0	
0- 0	0- 0		0- 0		NEUTRAL	0- 0		0- 0		0- 0	
6- 6	0- 3		0- 3		CONFERENCE	3- 0		3- 0		2- 0	
4- 2	0- 1		0- 1		HOME	2- 0		2- 0		1- 0	
2- 4	0- 2		0- 2		AWAY	1- 0		1- 0		1- 0	
0- 0	0- 0		0- 0		NEUTRAL	0- 0		0- 0		0- 0	

RPI 1-25				RPI 26-50				Team's RPI: 37				RPI 51-100				RPI 101+			
RPI	S	Opponent	Score	RPI	S	Opponent	Score	RPI	S	Opponent	Score	RPI	S	Opponent	Score	RPI	S	Opponent	Score
1	A	UConn	47 82	33	A	Ari zona St.	71 80	51	A	Southern Cal i forni a	62 59	106	A	Kentucky	62 52				
7	A	Oregon	54 91	33	H	Ari zona St.	42 57	51	H	Southern Cal i forni a	76 64	114	A	Brown	89 79				
8	A	UCLA	52 60	49	A	Oregon St.	48 68	79	H	Saint Mary's (CA)	87 80	119	H	BYU	70 45				
8	H	UCLA	46 82					83	H	Washi ngton St.	66 60	152	A	Paci fic	92 85				
16	H	Missouri	52 55									170	H	Washi ngton	69 60				
												206	H	Seattle U	87 67				
												213	H	San Di ego	89 64				
												252	H	Manhattan	87 66				
												274	A	Santa Clara	79 41				
												281	A	Ari zona	53 51				
												281	H	Ari zona	63 39				

LAST 12 Divi sion I GAMES:																			
49	A	Oregon St.	48 68	83	H	Washing ton St.	66 60												
7	A	Oregon	54 91	170	H	Washing ton	69 60												
33	H	Ari zona St.	42 57	281	A	Ari zona	53 51												
281	H	Ari zona	63 39	33	A	Ari zona St.	71 80												
51	A	Southern Cal i forni a	62 59	8	H	UCLA	46 82												
8	A	UCLA	52 60	51	H	Southern Cal i forni a	76 64												

Non-Div I Games:

Cal i forni a

Average RPI Win:	282	WON-LOST	WINNING	LAST 10	STRENGTH OF	OPP. STRENGTH	TEAM	ADJ.	CONF.	ADJ CONF.
Average RPI Loss:	177	RECORD	PCT. RANK	GAMES	SCHEDULE	OF SCHEDULE	RPI	RPI	RPI	RPI
DIV. I ONLY	10- 9	155	5- 5	317	303	242	242	28	28	
DIV. I NON-CONF.	5- 4	146	1- 1	325	268	234	234	28	28	

TOTALS	RPI 1-25	RPI 26-50	W-L RECORDS	RPI 51-100	RPI 101-999	RPI 201+				
10- 9	0- 0	0- 0	OVERALL	0- 1	10- 8	9- 4				
4- 5	0- 0	0- 0	HOME	0- 1	4- 4	4- 2				
6- 4	0- 0	0- 0	AWAY	0- 0	6- 2	5- 2				
0- 0	0- 0	0- 0	NEUTRAL	0- 0	0- 0	0- 0				
5- 4	0- 0	0- 0	NON-CONFERENCE	0- 1	5- 3	5- 2				
2- 2	0- 0	0- 0	HOME	0- 1	2- 1	2- 1				
3- 2	0- 0	0- 0	AWAY	0- 0	3- 2	3- 1				
0- 0	0- 0	0- 0	NEUTRAL	0- 0	0- 0	0- 0				
5- 5	0- 0	0- 0	CONFERENCE	0- 0	5- 5	4- 2				
2- 3	0- 0	0- 0	HOME	0- 0	2- 3	2- 1				
3- 2	0- 0	0- 0	AWAY	0- 0	3- 2	2- 1				
0- 0	0- 0	0- 0	NEUTRAL	0- 0	0- 0	0- 0				

RPI 1-25				RPI 26-50				RPI 51-100				RPI 101+ Team's RPI: 242			
RPI	S	Opponent	Score	RPI	S	Opponent	Score	RPI	S	Opponent	Score	RPI	S	Opponent	Score
								58	H	Mercer	57	58			
												108	A	Liberty	42
												138	A	Kansas	48
												150	A	High Point	51
												150	H	High Point	53
												175	H	Radford	50
												216	H	Norfolk St.	27
												219	A	Gardner-Webb	73
												231	A	UNCG	72
												241	A	Howard	61
												246	H	UNC Asheville	52
												259	A	Presbyterian	59
												260	A	Col. of Charleston	53
												296	H	USC Upstate	69
												315	H	Charleston So.	58
												326	H	Western Caro.	58
												334	A	N. C. Central	58
												339	A	Winthrop	72
												349	H	Longwood	58

LAST 12 Division I GAMES:															
				150	A	High Point	51	44	259	A	Presbyterian	59	65		
				175	H	Radford	50	51	315	H	Charleston So.	58	49		
				349	H	Longwood	58	48	339	A	Winthrop	72	48		
				219	A	Gardner-Webb	73	44	246	H	UNC Asheville	52	60		
				108	A	Liberty	42	60	241	A	Howard	61	63		
				150	H	High Point	53	62	334	A	N. C. Central	58	51		

Non-Div I Games: Columbia Int'l 78 39 William Peace 94 42

Campbell

Loss, Non-Conf, S Site, H Home A Away N Neutral

Average RPI Win:	271	WON-LOST	WINNING	LAST 10	STRENGTH OF	OPP. STRENGTH	TEAM	ADJ.	CONF.	ADJ CONF.
Average RPI Loss:	195	RECORD	PCT. RANK	GAMES	SCHEDULE	OF SCHEDULE	RPI	RPI	RPI	RPI
DIV. I ONLY	8- 15	261	5- 5	310	295	293	293	27	27	
DIV. I NON-CONF.	2- 9	295	0- 0	232	265	301	301	26	26	

TOTALS	RPI 1-25	RPI 26-50	W-L RECORDS	RPI 51-100	RPI 101-999	RPI 201+				
8- 15	0- 1	0- 0	OVERALL	0- 2	8- 12	6- 9				
4- 8	0- 0	0- 0	HOME	0- 1	4- 7	3- 6				
4- 6	0- 0	0- 0	AWAY	0- 1	4- 0	3- 0				
0- 1	0- 0	0- 0	NEUTRAL	0- 0	0- 1	0- 0				
2- 9	0- 1	0- 0	NON-CONFERENCE	0- 1	2- 7	1- 5				
1- 4	0- 0	0- 0	HOME	0- 0	1- 4	1- 4				
1- 4	0- 1	0- 0	AWAY	0- 1	1- 2	0- 1				
0- 1	0- 0	0- 0	NEUTRAL	0- 0	0- 1	0- 0				
6- 6	0- 0	0- 0	CONFERENCE	0- 1	6- 5	5- 4				
3- 4	0- 0	0- 0	HOME	0- 1	3- 3	2- 2				
3- 2	0- 0	0- 0	AWAY	0- 0	3- 2	3- 2				
0- 0	0- 0	0- 0	NEUTRAL	0- 0	0- 0	0- 0				

RPI 1-25				RPI 26-50				RPI 51-100				RPI 101+ Team's RPI: 293			
RPI	S	Opponent	Score	RPI	S	Opponent	Score	RPI	S	Opponent	Score	RPI	S	Opponent	Score
22	A	Buffalo	47 73					62	H	Qui nni pi ac	55 84	131	N	Mi ddl e Tenn.	45 55
								95	A	Mi ami (OH)	47 72	136	A	Bucknel l	57 76
												169	H	Marist	53 78
												181	A	Bowl ing Green	71 57
												198	H	Si ena	65 57
												204	H	Oakl and	48 83
												215	H	Morehead St.	52 76
												229	H	Ni agara	64 60
												237	H	St. Bonaventure	71 69
												252	A	Manhattan	39 58
												252	H	Manhattan	56 59
												253	H	Fai rfi eld	52 56
												268	A	Ri der	54 70
												270	H	Cornel l	59 67
												272	H	Col gate	63 70
												297	A	Monmouth	60 48
												321	A	UTRGV	46 63
												338	A	I ona	53 49
												344	A	Saint Peter's	66 53
												344	H	Saint Peter's	52 49

LAST 12 Di vi si on I GAMES:															
344	H	Saint Peter's	52 49	198	H	Si ena	65 57								
229	H	Ni agara	64 60	252	H	Manhattan	56 59								
169	H	Marist	53 78	268	A	Ri der	54 70								
62	H	Qui nni pi ac	55 84	252	A	Manhattan	39 58								
297	A	Monmouth	60 48	338	A	I ona	53 49								
344	A	Saint Peter's	66 53	253	H	Fai rfi eld	52 56								

Non-Di v I Games:

Canisius

■ Loss,
 ■ Non-Conf,
 ■ S Site,
 ■ Home
 ■ A Away
 N Neutral

Average RPI Win: 250	WON-LOST RECORD	WINNING PCT. RANK	LAST 10 GAMES	STRENGTH OF SCHEDULE	OPP. STRENGTH OF SCHEDULE	TEAM RPI	ADJ. RPI	CONF. RPI	ADJ CONF. RPI
Average RPI Loss: 110									
DIV. I ONLY	11- 7	113	7- 3	217	200	120	120	25	25
DIV. I NON-CONF.	3- 4	209	1- 0	29	34	70	70	25	25

TOTALS	RPI 1-25	RPI 26-50	W-L RECORDS	RPI 51-100	RPI 101-999	RPI 201+			
11- 7	0- 3	0- 0	OVERALL	0- 0	11- 4	9- 2			
5- 1	0- 0	0- 0	HOME	0- 0	5- 1	4- 1			
4- 6	0- 0	0- 0	AWAY	0- 0	4- 0	4- 0			
2- 0	0- 0	0- 0	NEUTRAL	0- 0	2- 0	1- 0			
3- 4	0- 3	0- 0	NON-CONFERENCE	0- 0	3- 1	2- 0			
1- 0	0- 0	0- 0	HOME	0- 0	1- 0	1- 0			
0- 4	0- 3	0- 0	AWAY	0- 0	0- 1	0- 0			
2- 0	0- 0	0- 0	NEUTRAL	0- 0	2- 0	1- 0			
8- 3	0- 0	0- 0	CONFERENCE	0- 0	8- 3	7- 2			
4- 1	0- 0	0- 0	HOME	0- 0	4- 1	3- 1			
4- 2	0- 0	0- 0	AWAY	0- 0	4- 2	4- 1			
0- 0	0- 0	0- 0	NEUTRAL	0- 0	0- 0	0- 0			

RPI 1-25				RPI 26-50				RPI 51-100				RPI 101+ Team's RPI: 120			
RPI	S	Opponent	Score	RPI	S	Opponent	Score	RPI	S	Opponent	Score	RPI	S	Opponent	Score
9	A	Baylor	55 86									101	A	South Ala.	43 64
11	A	Tennessee	34 77									103	H	Lamar University	51 39
15	A	Texas A&M	61 72									127	A	SFA	46 59
												149	N	Clemson	53 47
												203	H	Abilene Christian	63 45
												223	H	New Orleans	48 52
												256	A	A&M-Corpus Christi	58 50
												257	A	Nicholls St.	69 48
												267	N	North Dakota St.	68 45
												279	H	Alcorn	75 52
												284	A	Southeastern La.	70 78
												284	H	Southeastern La.	63 47
												300	A	Incarinate Word	57 35
												325	A	Northwestern St.	61 53
												330	H	Sam Houston St.	69 44
LAST 12 Division I GAMES:															
284	A	Southeastern La.	70 78	300	A	Incarinate Word	57 35								
325	A	Northwestern St.	61 53	103	H	Lamar University	51 39								
127	A	SFA	46 59	330	H	Sam Houston St.	69 44								
203	H	Abilene Christian	63 45	284	H	Southeastern La.	63 47								
223	H	New Orleans	48 52	256	A	A&M-Corpus Christi	58 50								
257	A	Nicholls St.	69 48	267	N	North Dakota St.	68 45								

Non-Div I Games: Central Baptist 75 34 Williams Baptist 77 31 Crowley's Ridge 106 23 Hendrix 79 22 Central Ark.

Average RPI Win:	289	WON-LOST	WINNING	LAST 10	STRENGTH OF	OPP. STRENGTH	TEAM	ADJ.	CONF.	ADJ CONF.
Average RPI Loss:	173	RECORD	PCT. RANK	GAMES	SCHEDULE	OF SCHEDULE	RPI	RPI	RPI	RPI
DIV. I ONLY	4- 18	314	4- 6	139	309	288	288	29	29	
DIV. I NON-CONF.	0- 11	337	0- 1	47	165	283	283	29	29	

TOTALS	RPI 1-25	RPI 26-50	W-L RECORDS	RPI 51-100	RPI 101-999	RPI 201+				
4- 18	0- 0	0- 2	OVERALL	0- 3	4- 13	4- 8				
3- 7	0- 0	0- 0	HOME	0- 1	3- 6	3- 4				
1- 11	0- 0	0- 2	AWAY	0- 2	1- 7	1- 4				
0- 0	0- 0	0- 0	NEUTRAL	0- 0	0- 0	0- 0				
0- 11	0- 0	0- 2	NON-CONFERENCE	0- 3	0- 6	0- 3				
0- 4	0- 0	0- 0	HOME	0- 1	0- 3	0- 1				
0- 7	0- 0	0- 2	AWAY	0- 2	0- 3	0- 2				
0- 0	0- 0	0- 0	NEUTRAL	0- 0	0- 0	0- 0				
4- 7	0- 0	0- 0	CONFERENCE	0- 0	4- 7	4- 5				
3- 3	0- 0	0- 0	HOME	0- 0	3- 3	3- 3				
1- 4	0- 0	0- 0	AWAY	0- 0	1- 4	1- 2				
0- 0	0- 0	0- 0	NEUTRAL	0- 0	0- 0	0- 0				

RPI 1-25				RPI 26-50				RPI 51-100				RPI 101+ Team's RPI: 288			
RPI	S	Opponent	Score	RPI	S	Opponent	Score	RPI	S	Opponent	Score	RPI	S	Opponent	Score
28	A	Virginia	59 103	53	A	West Virginia	52 102	114	H	Brown	55 78	118	H	Yale	62 75
48	A	Duquesne	58 83	75	H	Albany (NY)	60 72	129	A	Saint Francis (PA)	59 87	148	A	Robert Morris	47 66
				81	A	Penn St.	66 83	160	A	Hartford	52 68	210	A	Stony Brook	55 60
								265	A	Fairleigh Dickinson	49 78	265	H	Fairleigh Dickinson	76 56
								275	H	Morgan St.	41 61	276	H	St. Francis Brooklyn	70 78
								277	H	LIU Brooklyn	54 61	282	A	Bryant	50 66
								283	H	Mt. St. Mary's	56 68	286	A	Sacred Heart	73 71
								286	H	Sacred Heart	69 59	287	A	Vermont	48 62
								319	H	Wagner	59 56				
LAST 12 Division I GAMES:															
265	H	Fairleigh Dickinson	76 56	265	A	Fairleigh Dickinson	49 78								
286	A	Sacred Heart	73 71	286	H	Sacred Heart	69 59								
148	A	Robert Morris	47 66	282	A	Bryant	50 66								
129	A	Saint Francis (PA)	59 87	319	H	Wagner	59 56								
277	H	LIU Brooklyn	54 61	283	H	Mt. St. Mary's	56 68								
276	H	St. Francis Brooklyn	70 78	287	A	Vermont	48 62								

Non-Div I Games:

Central Conn. St.

Average RPI Win:	151	WON-LOST	WINNING	LAST 10	STRENGTH OF	OPP. STRENGTH	TEAM	ADJ.	CONF.	ADJ CONF.
Average RPI Loss:	48	RECORD	PCT. RANK	GAMES	SCHEDULE	OF SCHEDULE	RPI	RPI	RPI	RPI
DIV. I ONLY	17- 3	11	10- 0	94	75	29	29	7	7	
DIV. I NON-CONF.	7- 3	74	0- 2	162	58	83	83	8	8	
TOTALS	RPI 1-25	RPI 26-50	W-L RECORDS	RPI 51-100	RPI 101-999	RPI 201+				
17- 3	1- 0	1- 2	OVERALL	2- 1	13- 0	6- 0				
7- 2	1- 0	0- 1	HOME	1- 1	5- 0	1- 0				
8- 1	0- 0	1- 1	AWAY	1- 0	6- 0	4- 0				
2- 0	0- 0	0- 0	NEUTRAL	0- 0	2- 0	1- 0				
7- 3	0- 0	0- 2	NON-CONFERENCE	0- 1	7- 0	4- 0				
2- 2	0- 0	0- 1	HOME	0- 1	2- 0	1- 0				
3- 1	0- 0	0- 1	AWAY	0- 0	3- 0	2- 0				
2- 0	0- 0	0- 0	NEUTRAL	0- 0	2- 0	1- 0				
10- 0	1- 0	1- 0	CONFERENCE	2- 0	6- 0	2- 0				
5- 0	1- 0	0- 0	HOME	1- 0	3- 0	0- 0				
5- 0	0- 0	1- 0	AWAY	1- 0	3- 0	2- 0				
0- 0	0- 0	0- 0	NEUTRAL	0- 0	0- 0	0- 0				

RPI	S	Opponent	Score	RPI	S	Opponent	Score	RPI	S	Opponent	Score	RPI	S	Opponent	Score
22	H	Buffalo	86 79	35	H	Purdue	69 79	62	H	Qui nni pi ac	70 84	109	H	Western Mi ch.	74 70
				40	A	Ball St.	69 65	76	H	Ohi o	82 58	117	N	Iowa St.	81 60
				48	A	Duquesne	61 64	95	A	Mi ami (OH)	84 66	123	H	Vanderbi l t	92 75
												133	A	SIUE	94 56
												135	A	Northern Ill.	81 78
												139	H	Kent St.	88 84
												181	H	Bowling Green	90 54
												204	A	Oakland	103 85
												209	A	Eastern Mi ch.	95 72
												217	A	Akron	95 86
												250	N	San Diego St.	85 76
												255	A	Indi ana St.	77 67
												260	H	Col. of Charleston	79 58
LAST 12 Division I GAMES:															
209	A	Eastern Mi ch.	95 72	181	H	Bowling Green	90 54								
22	H	Buffalo	86 79	95	A	Mi ami (OH)	84 66								
109	H	Western Mi ch.	74 70	76	H	Ohi o	82 58								
217	A	Akron	95 86	40	A	Ball St.	69 65								
135	A	Northern Ill.	81 78	62	H	Qui nni pi ac	70 84								
139	H	Kent St.	88 84	48	A	Duquesne	61 64								

Non-Div I Games: Aquinas 96 47

Central Mich.

Average RPI Win:	312	WON-LOST	WINNING	LAST 10	STRENGTH OF	OPP. STRENGTH	TEAM	ADJ.	CONF.	ADJ CONF.
Average RPI Loss:	199	RECORD	PCT. RANK	GAMES	SCHEDULE	OF SCHEDULE	RPI	RPI	RPI	RPI
DIV. I ONLY	6- 12	263	4- 6	330	331	315	315	28	28	
DIV. I NON-CONF.	2- 6	280	1- 1	326	276	334	334	28	28	

TOTALS	RPI 1-25	RPI 26-50	W-L RECORDS	RPI 51-100	RPI 101-999	RPI 201+				
6- 12	0- 0	0- 0	OVERALL	0- 1	6- 11	6- 6				
3- 5	0- 0	0- 0	HOME	0- 0	3- 5	3- 3				
3- 6	0- 0	0- 0	AWAY	0- 0	3- 2	3- 2				
0- 1	0- 0	0- 0	NEUTRAL	0- 0	0- 1	0- 0				
2- 6	0- 0	0- 0	NON-CONFERENCE	0- 1	2- 5	2- 3				
1- 2	0- 0	0- 0	HOME	0- 0	1- 2	1- 2				
1- 3	0- 0	0- 0	AWAY	0- 1	1- 2	1- 1				
0- 1	0- 0	0- 0	NEUTRAL	0- 0	0- 1	0- 0				
4- 6	0- 0	0- 0	CONFERENCE	0- 0	4- 6	4- 3				
2- 3	0- 0	0- 0	HOME	0- 0	2- 3	2- 1				
2- 3	0- 0	0- 0	AWAY	0- 0	2- 3	2- 2				
0- 0	0- 0	0- 0	NEUTRAL	0- 0	0- 0	0- 0				

RPI 1-25				RPI 26-50				RPI 51-100				RPI 101+				Team's RPI: 315
RPI	S	Opponent	Score	RPI	S	Opponent	Score	RPI	S	Opponent	Score	RPI	S	Opponent	Score	
								65	A	Georgi a Tech	51 78	108	A	Li berty	53 63	
												149	A	Cl emson	30 66	
												150	H	Hi gh Poi nt	74 75	
												160	N	Hartford	43 62	
												175	H	Radford	56 61	
												219	A	Gardner-Webb	52 68	
												242	A	Campbel l	49 58	
												246	H	UNC Asheville	61 78	
												259	A	Presbyteri an	64 61	
												261	H	Li pscomb	54 58	
												271	A	Wofford	68 45	
												292	A	FIU	70 77	
												303	H	Coppin St.	72 58	
												323	H	South Carolina St.	58 60	
												339	H	Wi nthrop	81 45	
												349	A	Longwood	78 61	
												349	H	Longwood	73 57	
LAST 12 Division I GAMES:																
349	A	Longwood	78 61	175	H	Radford	56 61									
259	A	Presbyteri an	64 61	242	A	Campbel l	49 58									
150	H	Hi gh Poi nt	74 75	108	A	Li berty	53 63									
246	H	UNC Asheville	61 78	349	H	Longwood	73 57									
219	A	Gardner-Webb	52 68	271	A	Wofford	68 45									
339	H	Wi nthrop	81 45	65	A	Georgi a Tech	51 78									

Non-Div I Games: Erskine 79 43 Southern Wesleyan 94 56

Charleston So.

Average RPI Win:	242	WON-LOST	WINNING	LAST 10	STRENGTH OF	OPP. STRENGTH	TEAM	ADJ.	CONF.	ADJ CONF.
Average RPI Loss:	115	RECORD	PCT. RANK	GAMES	SCHEDULE	OF SCHEDULE	RPI	RPI	RPI	RPI
DIV. I ONLY	9- 13	225	5- 5	93	191	176	176	18	18	
DIV. I NON-CONF.	4- 9	249	1- 2	71	119	197	197	19	19	

TOTALS	RPI 1-25	RPI 26-50	W-L RECORDS	RPI 51-100	RPI 101-999	RPI 201+				
9- 13	0- 2	1- 1	OVERALL	0- 2	8- 8	6- 2				
6- 3	0- 1	1- 0	HOME	0- 1	5- 1	4- 0				
3- 8	0- 0	0- 0	AWAY	0- 1	3- 7	2- 2				
0- 2	0- 1	0- 1	NEUTRAL	0- 0	0- 0	0- 0				
4- 9	0- 2	1- 1	NON-CONFERENCE	0- 2	3- 4	3- 1				
3- 2	0- 1	1- 0	HOME	0- 1	2- 0	2- 0				
1- 5	0- 0	0- 0	AWAY	0- 1	1- 4	1- 1				
0- 2	0- 1	0- 1	NEUTRAL	0- 0	0- 0	0- 0				
5- 4	0- 0	0- 0	CONFERENCE	0- 0	5- 4	3- 1				
3- 1	0- 0	0- 0	HOME	0- 0	3- 1	2- 0				
2- 3	0- 0	0- 0	AWAY	0- 0	2- 3	1- 1				
0- 0	0- 0	0- 0	NEUTRAL	0- 0	0- 0	0- 0				

RPI 1-25				RPI 26-50				RPI 51-100				RPI 101+ Team's RPI: 176			
RPI	S	Opponent	Score	RPI	S	Opponent	Score	RPI	S	Opponent	Score	RPI	S	Opponent	Score
14	H	Rutgers	54 77	41	N	South Dakota St.	70 71	58	H	Mercer	74 90	102	A	Wake Forest	69 71
23	N	Iowa	64 77	48	H	Duquesne	75 72	87	A	Arkansas	72 73	107	H	Rice	55 62
												122	A	UTEP	58 67
												131	A	Middle Tenn.	45 64
												153	A	Davidson	66 68
												164	A	Southern Miss.	85 79
												164	H	Southern Miss.	66 56
												186	A	Wisconsin	66 80
												218	A	East Carolina	55 58
												246	A	UNC Asheville	51 47
												251	A	North Texas	68 73
												292	H	FIU	80 57
												303	H	Coppin St.	78 49
												311	A	Old Dominion	63 60
												323	H	South Carolina St.	64 49
												331	H	Marshall	67 61

LAST 12 Division I GAMES:															
292	H	FIU	80 57	122	A	UTEP	58 67								
331	H	Marshall	67 61	311	A	Old Dominion	63 60								
131	A	Middle Tenn.	45 64	164	H	Southern Miss.	66 56								
164	A	Southern Miss.	85 79	58	H	Mercer	74 90								
107	H	Rice	55 62	323	H	South Carolina St.	64 49								
251	A	North Texas	68 73	153	A	Davidson	66 68								

Non-Div I Games:

Charlotte

Average RPI Win:	193	WON-LOST	WINNING	LAST 10	STRENGTH OF	OPP. STRENGTH	TEAM	ADJ.	CONF.	ADJ CONF.
Average RPI Loss:	89	RECORD	PCT. RANK	GAMES	SCHEDULE	OF SCHEDULE	RPI	RPI	RPI	RPI
DIV. I ONLY	15- 8	82	7- 3	137	100	92	92	17	17	
DIV. I NON-CONF.	9- 5	99	2- 1	61	39	63	63	16	16	

TOTALS	RPI 1-25	RPI 26-50	W-L RECORDS	RPI 51-100	RPI 101-999	RPI 201+				
15- 8	0- 1	1- 2	OVERALL	1- 2	13- 3	7- 0				
7- 3	0- 0	1- 1	HOME	0- 2	6- 0	4- 0				
5- 4	0- 1	0- 0	AWAY	1- 0	4- 3	3- 0				
3- 1	0- 0	0- 1	NEUTRAL	0- 0	3- 0	0- 0				
9- 5	0- 1	1- 2	NON-CONFERENCE	1- 1	7- 1	2- 0				
4- 2	0- 0	1- 1	HOME	0- 1	3- 0	2- 0				
2- 2	0- 1	0- 0	AWAY	1- 0	1- 1	0- 0				
3- 1	0- 0	0- 1	NEUTRAL	0- 0	3- 0	0- 0				
6- 3	0- 0	0- 0	CONFERENCE	0- 1	6- 2	5- 0				
3- 1	0- 0	0- 0	HOME	0- 1	3- 0	2- 0				
3- 2	0- 0	0- 0	AWAY	0- 0	3- 2	3- 0				
0- 0	0- 0	0- 0	NEUTRAL	0- 0	0- 0	0- 0				

RPI 1-25				RPI 26-50				RPI 51-100 Team's RPI: 92				RPI 101+			
RPI	S	Opponent	Score	RPI	S	Opponent	Score	RPI	S	Opponent	Score	RPI	S	Opponent	Score
13	A	Green Bay	30 60	36	H	FGCU	68 61	58	H	Mercer	50 71	104	N	Auburn	50 41
				45	N	Princeton	49 59	63	H	Virginia Tech	44 64	125	N	Georgetown	54 41
				47	H	UCF	57 58	70	A	Indiana	64 61	144	A	ETSU	58 65
												157	A	Stetson	67 78
												166	H	Samford	68 58
												172	A	Florida	65 60
												179	H	Hampton	64 52
												188	A	Furman	57 58
												191	N	Northwestern	61 44
												211	H	UT Martin	87 82
												231	A	UNCG	73 57
												231	H	UNCG	49 42
												259	H	Presbyterian	71 51
												271	A	Wofford	54 47
												326	A	Western Caro.	58 41
												326	H	Western Caro.	47 32

LAST 12 Division I GAMES:															
				231	A	UNCG	73 57	144	A	ETSU	58 65				
				326	A	Western Caro.	58 41	326	H	Western Caro.	47 32				
				58	H	Mercer	50 71	231	H	UNCG	49 42				
				166	H	Samford	68 58	179	H	Hampton	64 52				
				188	A	Furman	57 58	45	N	Princeton	49 59				
				271	A	Wofford	54 47	172	A	Florida	65 60				

Non-Div I Games:

Chattanooga

Average RPI Win:	0	WON-LOST	WINNING	LAST 10	STRENGTH OF	OPP. STRENGTH	TEAM	ADJ.	CONF.	ADJ CONF.
Average RPI Loss:	207	RECORD	PCT. RANK	GAMES	SCHEDULE	OF SCHEDULE	RPI	RPI	RPI	RPI
DIV. I ONLY	0- 23	349	0- 10	230	339	345	345	30	30	
DIV. I NON-CONF.	0- 15	337	0- 4	195	290	338	338	30	30	

TOTALS	RPI 1-25	RPI 26-50	W-L RECORDS	RPI 51-100	RPI 101-999	RPI 201+				
0- 23	0- 0	0- 0	OVERALL	0- 2	0- 21	0- 13				
0- 11	0- 0	0- 0	HOME	0- 0	0- 11	0- 7				
0- 11	0- 0	0- 0	AWAY	0- 2	0- 9	0- 5				
0- 1	0- 0	0- 0	NEUTRAL	0- 0	0- 1	0- 1				
0- 15	0- 0	0- 0	NON-CONFERENCE	0- 2	0- 13	0- 5				
0- 7	0- 0	0- 0	HOME	0- 0	0- 7	0- 3				
0- 7	0- 0	0- 0	AWAY	0- 2	0- 5	0- 1				
0- 1	0- 0	0- 0	NEUTRAL	0- 0	0- 1	0- 1				
0- 8	0- 0	0- 0	CONFERENCE	0- 0	0- 8	0- 8				
0- 4	0- 0	0- 0	HOME	0- 0	0- 4	0- 4				
0- 4	0- 0	0- 0	AWAY	0- 0	0- 4	0- 4				
0- 0	0- 0	0- 0	NEUTRAL	0- 0	0- 0	0- 0				

RPI 1-25				RPI 26-50				RPI 51-100				RPI 101+				Team's RPI: 345	
RPI	S	Opponent	Score	RPI	S	Opponent	Score	RPI	S	Opponent	Score	RPI	S	Opponent	Score		
								89	A	Kansas St.	51	99	105	A	Western Ill.	54	71
								93	A	Wright St.	39	84	105	H	Western Ill.	45	83
													115	H	Milwaukee	59	84
													135	H	Northern Ill.	59	80
													146	A	Pittsburgh	49	87
													156	A	Wichita St.	63	66
													191	H	Northwestern	36	63
													200	A	Illinois	56	66
													205	N	Oral Roberts	43	73
													206	H	Seattle U	56	63
													215	H	Morehead St.	40	79
													234	A	New Mexico St.	59	74
													240	A	CSU Bakersfield	49	63
													240	H	CSU Bakersfield	36	63
													278	A	Grand Canyon	36	64
													278	H	Grand Canyon	43	59
													289	A	Valparaiso	60	71
													295	H	Loyola Chicago	28	46
													307	H	Utah Valley	30	68
													308	H	Jackson St.	69	87
													321	A	UTRGV	44	81

LAST 12 Division I GAMES:																	
278	H	Grand Canyon	43	59	206	H	Seattle U	56	63								
240	H	CSU Bakersfield	36	63	234	A	New Mexico St.	59	74								
321	A	UTRGV	44	81	146	A	Pittsburgh	49	87								
240	A	CSU Bakersfield	49	63	115	H	Milwaukee	59	84								
278	A	Grand Canyon	36	64	89	A	Kansas St.	51	99								
307	H	Utah Valley	30	68	205	N	Oral Roberts	43	73								

Non-Div I Games:

Chicago St.

Average RPI Win:	206	WON-LOST	WINNING	LAST 10	STRENGTH OF	OPP. STRENGTH	TEAM	ADJ.	CONF.	ADJ CONF.
Average RPI Loss:	109	RECORD	PCT. RANK	GAMES	SCHEDULE	OF SCHEDULE	RPI	RPI	RPI	RPI
DIV. I ONLY	12- 10	148	5- 5	136	90	142	142	8	8	
DIV. I NON-CONF.	7- 5	132	1- 1	265	139	217	217	7	7	

TOTALS	RPI 1-25	RPI 26-50	W-L RECORDS	RPI 51-100	RPI 101-999	RPI 201+				
12- 10	0- 2	1- 2	OVERALL	1- 0	10- 6	7- 2				
8- 6	0- 1	0- 2	HOME	1- 0	7- 3	4- 1				
4- 4	0- 1	1- 0	AWAY	0- 0	3- 3	3- 1				
0- 0	0- 0	0- 0	NEUTRAL	0- 0	0- 0	0- 0				
7- 5	0- 1	0- 0	NON-CONFERENCE	1- 0	6- 4	5- 1				
6- 3	0- 1	0- 0	HOME	1- 0	5- 2	4- 0				
1- 2	0- 0	0- 0	AWAY	0- 0	1- 2	1- 1				
0- 0	0- 0	0- 0	NEUTRAL	0- 0	0- 0	0- 0				
5- 5	0- 1	1- 2	CONFERENCE	0- 0	4- 2	2- 1				
2- 3	0- 0	0- 2	HOME	0- 0	2- 1	0- 1				
3- 2	0- 1	1- 0	AWAY	0- 0	2- 1	2- 0				
0- 0	0- 0	0- 0	NEUTRAL	0- 0	0- 0	0- 0				

RPI 1-25				RPI 26-50				RPI 51-100				RPI 101+ Team's RPI: 142			
RPI	S	Opponent	Score	RPI	S	Opponent	Score	RPI	S	Opponent	Score	RPI	S	Opponent	Score
1	A	UConn	65 106	27	H	South Fla.	46 69	95	H	Miami (OH)	73 62	129	H	Saint Francis (PA)	73 77
5	H	Ohio St.	76 87	44	A	Houston	88 82					144	A	ETSU	77 87
				47	H	UCF	38 50					146	H	Pittsburgh	46 66
												168	A	Tulsa	51 64
												174	H	Temple	80 72
												178	H	Memphis	64 53
												181	H	Bowling Green	75 51
												208	A	Xavier	50 53
												214	A	SMU	58 40
												218	A	East Carolina	66 54
												218	H	East Carolina	70 79
												220	H	Southeast Mo. St.	65 52
												241	H	Howard	87 53
												284	H	Southeastern La.	82 43
												310	H	Eastern Ky.	64 53
												311	A	Old Dominion	54 33

LAST 12 Division I GAMES:															
1	A	UConn	65 106	44	A	Houston	88 82								
47	H	UCF	38 50	168	A	Tulsa	51 64								
218	H	East Carolina	70 79	27	H	South Fla.	46 69								
214	A	SMU	58 40	218	A	East Carolina	66 54								
178	H	Memphis	64 53	181	H	Bowling Green	75 51								
174	H	Temple	80 72	5	H	Ohio St.	76 87								

Non-Div I Games: Slippery Rock 85 52

Cincinnati

Average RPI Win:	235	WON-LOST	WINNING	LAST 10	STRENGTH OF	OPP. STRENGTH	TEAM	ADJ.	CONF.	ADJ CONF.
Average RPI Loss:	87	RECORD	PCT. RANK	GAMES	SCHEDULE	OF SCHEDULE	RPI	RPI	RPI	RPI
DIV. I ONLY	16- 7	69	6- 4	248	157	124	124	11	11	
DIV. I NON-CONF.	8- 3	65	0- 0	213	207	100	100	13	13	

TOTALS	RPI 1-25	RPI 26-50	W-L RECORDS	RPI 51-100	RPI 101-999	RPI 201+				
16- 7	0- 1	0- 1	OVERALL	2- 3	14- 2	13- 1				
9- 3	0- 0	0- 1	HOME	2- 1	7- 1	7- 1				
6- 3	0- 1	0- 0	AWAY	0- 1	6- 1	6- 0				
1- 1	0- 0	0- 0	NEUTRAL	0- 1	1- 0	0- 0				
8- 3	0- 0	0- 1	NON-CONFERENCE	1- 2	7- 0	6- 0				
4- 1	0- 0	0- 1	HOME	1- 0	3- 0	3- 0				
3- 1	0- 0	0- 0	AWAY	0- 1	3- 0	3- 0				
1- 1	0- 0	0- 0	NEUTRAL	0- 1	1- 0	0- 0				
8- 4	0- 1	0- 0	CONFERENCE	1- 1	7- 2	7- 1				
5- 2	0- 0	0- 0	HOME	1- 1	4- 1	4- 1				
3- 2	0- 1	0- 0	AWAY	0- 0	3- 1	3- 0				
0- 0	0- 0	0- 0	NEUTRAL	0- 0	0- 0	0- 0				

RPI 1-25				RPI 26-50				RPI 51-100				RPI 101+ Team's RPI: 124			
RPI	S	Opponent	Score	RPI	S	Opponent	Score	RPI	S	Opponent	Score	RPI	S	Opponent	Score
13	A	Green Bay	43 69	40	H	Ball St.	64 76	61	A	Toledo	56 65	115	A	Milwaukee	72 79
								64	H	IUPUI	64 77	151	N	Louisiana	54 45
								76	H	Ohio	71 64	204	A	Oakland	86 66
								88	N	Saint Louis	64 80	204	H	Oakland	70 62
								93	H	Wright St.	71 70	209	H	Eastern Mich.	77 65
												225	H	Youngstown St.	52 66
												229	A	Niagara	70 61
												238	A	Northern Ky.	70 65
												238	H	Northern Ky.	72 49
												248	A	Bradley	67 65
												266	A	Illinois St.	56 47
												309	A	Detroit Mercy	90 76
												309	H	Detroit Mercy	75 50
												314	H	Ill.-Chicago	70 67
												331	H	Marshall	85 76
												347	H	Eastern Ill.	77 69
LAST 12 Division I GAMES:															
204	A	Oakland	86 66	13	A	Green Bay	43 69	115	A	Milwaukee	72 79				
309	A	Detroit Mercy	90 76	314	H	Ill.-Chicago	70 67	64	H	IUPUI	64 77				
238	H	Northern Ky.	72 49	309	H	Detroit Mercy	75 50	204	H	Oakland	70 62				
93	H	Wright St.	71 70												
225	H	Youngstown St.	52 66												
238	A	Northern Ky.	70 65												

Non-Div I Games:

Cleveland St.

Average RPI Win:	262	WON-LOST	WINNING	LAST 10	STRENGTH OF	OPP. STRENGTH	TEAM	ADJ.	CONF.	ADJ CONF.
Average RPI Loss:	175	RECORD	PCT. RANK	GAMES	SCHEDULE	OF SCHEDULE	RPI	RPI	RPI	RPI
DIV. I ONLY	9- 12	217	3- 7	288	252	280	280	23	23	
DIV. I NON-CONF.	4- 5	202	0- 0	332	215	330	330	23	23	

TOTALS	RPI 1-25	RPI 26-50	W-L RECORDS	RPI 51-100	RPI 101-999	RPI 201+				
9- 12	0- 0	0- 1	OVERALL	0- 1	9- 10	6- 5				
8- 4	0- 0	0- 0	HOME	0- 0	8- 4	6- 3				
1- 5	0- 0	0- 0	AWAY	0- 0	1- 5	0- 1				
0- 3	0- 0	0- 1	NEUTRAL	0- 1	0- 1	0- 1				
4- 5	0- 0	0- 1	NON-CONFERENCE	0- 1	4- 3	4- 3				
4- 2	0- 0	0- 0	HOME	0- 0	4- 2	4- 2				
0- 0	0- 0	0- 0	AWAY	0- 0	0- 0	0- 0				
0- 3	0- 0	0- 1	NEUTRAL	0- 1	0- 1	0- 1				
5- 7	0- 0	0- 0	CONFERENCE	0- 0	5- 7	2- 2				
4- 2	0- 0	0- 0	HOME	0- 0	4- 2	2- 1				
1- 5	0- 0	0- 0	AWAY	0- 0	1- 5	0- 1				
0- 0	0- 0	0- 0	NEUTRAL	0- 0	0- 0	0- 0				

RPI 1-25				RPI 26-50				RPI 51-100				RPI 101+				Team's RPI: 280
RPI	S	Opponent	Score	RPI	S	Opponent	Score	RPI	S	Opponent	Score	RPI	S	Opponent	Score	
				38	N	Syracuse	57 69	56	N	Nebraska	47 55	101	A	South Ala.	62 68	
												126	H	Little Rock	49 51	
												143	A	Texas St.	69 78	
												143	H	Texas St.	65 64	
												151	A	Louisiana	55 59	
												194	A	Troy	97 92	
												199	A	UT Arlington	63 65	
												199	H	UT Arlington	89 76	
												212	H	Arkansas St.	63 70	
												231	H	UNCG	54 60	
												251	N	North Texas	34 50	
												260	H	Col. of Charleston	70 72	
												264	H	UNCW	57 41	
												271	H	Wofford	67 51	
												316	H	Georgia St.	64 49	
												318	H	Fort Wayne	67 58	
												320	H	Ga. Southern	54 51	
												333	A	La.-Monroe	56 62	
												334	H	N. C. Central	68 65	
LAST 12 Division I GAMES:																
				199	A	UT Arlington	63 65	316	H	Georgia St.	64 49					
				143	A	Texas St.	69 78	320	H	Ga. Southern	54 51					
				126	H	Little Rock	49 51	151	A	Louisiana	55 59					
				212	H	Arkansas St.	63 70	333	A	La.-Monroe	56 62					
				194	A	Troy	97 92	143	H	Texas St.	65 64					
				101	A	South Ala.	62 68	199	H	UT Arlington	89 76					

Non-Div I Games: Lees-McRae 73 47 Allen 93 49

Coastal Caro.

■ Loss,
 ■ Non-Conf,
 ■ S Site,
 ■ Home
 ■ Away
 N Neutral

Average RPI Win:	263	WON-LOST	WINNING	LAST 10	STRENGTH OF	OPP. STRENGTH	TEAM	ADJ.	CONF.	ADJ CONF.
Average RPI Loss:	137	RECORD	PCT. RANK	GAMES	SCHEDULE	OF SCHEDULE	RPI	RPI	RPI	RPI
DIV. I ONLY	5- 18	309	0- 10	130	186	260	260	10	10	
DIV. I NON-CONF.	4- 7	226	0- 0	192	187	229	229	12	12	

TOTALS	RPI 1-25	RPI 26-50	W-L RECORDS	RPI 51-100	RPI 101-999	RPI 201+				
5- 18	0- 1	0- 1	OVERALL	0- 5	5- 11	5- 5				
2- 10	0- 0	0- 0	HOME	0- 3	2- 7	2- 4				
3- 8	0- 1	0- 1	AWAY	0- 2	3- 4	3- 1				
0- 0	0- 0	0- 0	NEUTRAL	0- 0	0- 0	0- 0				
4- 7	0- 1	0- 1	NON-CONFERENCE	0- 1	4- 4	4- 2				
2- 3	0- 0	0- 0	HOME	0- 0	2- 3	2- 2				
2- 4	0- 1	0- 1	AWAY	0- 1	2- 1	2- 0				
0- 0	0- 0	0- 0	NEUTRAL	0- 0	0- 0	0- 0				
1- 11	0- 0	0- 0	CONFERENCE	0- 4	1- 7	1- 3				
0- 7	0- 0	0- 0	HOME	0- 3	0- 4	0- 2				
1- 4	0- 0	0- 0	AWAY	0- 1	1- 3	1- 1				
0- 0	0- 0	0- 0	NEUTRAL	0- 0	0- 0	0- 0				

RPI 1-25				RPI 26-50				RPI 51-100				RPI 101+ Team's RPI: 260			
RPI	S	Opponent	Score	RPI	S	Opponent	Score	RPI	S	Opponent	Score	RPI	S	Opponent	Score
21	A	South Carolina	43 69	29	A	Central Mich.	58 79	57	H	Drexel	53 80	102	H	Wake Forest	40 77
								60	A	Michigan St.	43 107	128	H	Delaware	59 68
								67	H	Elon	55 77	134	A	Northeastern	37 59
								82	A	James Madison	53 67	137	A	William & Mary	66 79
								82	H	James Madison	45 67	137	H	William & Mary	54 68
												188	A	Furman	58 72
												230	A	Hofstra	60 65
												230	H	Hofstra	60 75
												239	A	North Florida	73 69
												242	H	Campbell	45 53
												261	H	Lipscomb	85 69
												263	A	Towson	80 67
												263	H	Towson	58 83
												269	H	Appalachian St.	70 76
												271	H	Wofford	59 51
												280	A	Coastal Caro.	72 70

LAST 12 Division I GAMES:															
				57	H	Drexel	53 80	230	A	Hofstra	60 65				
				67	H	Elon	55 77	134	A	Northeastern	37 59				
				82	A	James Madison	53 67	128	H	Delaware	59 68				
				137	A	William & Mary	66 79	230	H	Hofstra	60 75				
				263	H	Towson	58 83	263	A	Towson	80 67				
				82	H	James Madison	45 67	137	H	William & Mary	54 68				

Non-Div I Games:

Col. of Charleston

C
o
l
l
e
g
e

Colgate				Through Games Of Feb. 5, 2018								
Average RPI	Win:	293	WON-LOST	WINNING	LAST 10	STRENGTH OF	OPP. STRENGTH	TEAM	ADJ.	CONF.	ADJ CONF.	
Average RPI	Loss:	149	RECORD	PCT. RANK	GAMES	SCHEDULE	OF SCHEDULE	RPI	RPI	RPI	RPI	
DIV. I ONLY		4- 18	314	0- 10		132	262	272	272	15	15	
DIV. I NON-CONF.		4- 7	226	0- 1		240	305	237	237	18	18	

TOTALS		RPI 1-25		RPI 26-50		W-L RECORDS		RPI 51-100		RPI 101-999		RPI 201+
4- 18		0- 0		0- 2		OVERALL		0- 4		4- 12		4- 6
1- 9		0- 0		0- 0		HOME		0- 2		1- 7		1- 3
3- 9		0- 0		0- 2		AWAY		0- 2		3- 5		3- 3
0- 0		0- 0		0- 0		NEUTRAL		0- 0		0- 0		0- 0
4- 7		0- 0		0- 2		NON-CONFERENCE		0- 0		4- 5		4- 2
1- 3		0- 0		0- 0		HOME		0- 0		1- 3		1- 1
3- 4		0- 0		0- 2		AWAY		0- 0		3- 2		3- 1
0- 0		0- 0		0- 0		NEUTRAL		0- 0		0- 0		0- 0
0- 11		0- 0		0- 0		CONFERENCE		0- 4		0- 7		0- 4
0- 6		0- 0		0- 0		HOME		0- 2		0- 4		0- 2
0- 5		0- 0		0- 0		AWAY		0- 2		0- 3		0- 2
0- 0		0- 0		0- 0		NEUTRAL		0- 0		0- 0		0- 0

RPI 1-25				RPI 26-50				RPI 51-100				RPI 101+ Team's RPI: 272			
RPI	S	Opponent	Score	RPI	S	Opponent	Score	RPI	S	Opponent	Score	RPI	S	Opponent	Score
				33	A	Arizona St.	54 65	66	A	American	44 67	114	H	Brown	73 83
				38	A	Syracuse	39 79	66	H	American	55 77	118	A	Yale	56 82
								84	A	Navy	54 70	136	A	Bucknel I	57 77
								84	H	Navy	42 69	163	H	Lehigh	51 59
												182	H	Army West Point	54 62
												198	H	Siena	70 73
												202	H	Boston U.	49 62
												228	A	Loyola Maryland	55 70
												229	H	Niagara	44 81
												236	H	Holy Cross	64 71
												243	A	Lafayette	48 63
												263	A	Towson	65 61
												265	A	Fairleigh Dickinson	51 61
												270	A	Cornell	74 70
												293	A	Canisius	70 63
												346	H	UMass Lowell	84 64

LAST 12 Division I GAMES:															
				84	H	Navy	42 69	202	H	Boston U.	49 62				
				66	A	American	44 67	84	A	Navy	54 70				
				182	H	Army West Point	54 62	243	A	Lafayette	48 63				
				228	A	Loyola Maryland	55 70	66	H	American	55 77				
				163	H	Lehigh	51 59	236	H	Holy Cross	64 71				
				136	A	Bucknel I	57 77	229	H	Niagara	44 81				

Non-Div I Games:

Colgate

C
o
l
l
e
g
e

Average RPI Win:	187	WON-LOST	WINNING	LAST 10	STRENGTH OF	OPP. STRENGTH	TEAM	ADJ.	CONF.	ADJ CONF.
Average RPI Loss:	76	RECORD	PCT. RANK	GAMES	SCHEDULE	OF SCHEDULE	RPI	RPI	RPI	RPI
DIV. I ONLY	11- 11	171	2- 8	96	60	132	132	5	5	
DIV. I NON-CONF.	8- 2	45	0- 0	194	120	72	72	3	3	
TOTALS	RPI 1-25	RPI 26-50	W-L RECORDS	RPI 51-100	RPI 101-999	RPI 201+				
11- 11	0- 2	1- 3	OVERALL	2- 4	8- 2	4- 1				
6- 7	0- 2	1- 2	HOME	1- 2	4- 1	3- 0				
5- 4	0- 0	0- 1	AWAY	1- 2	4- 1	1- 1				
0- 0	0- 0	0- 0	NEUTRAL	0- 0	0- 0	0- 0				
8- 2	0- 0	1- 0	NON-CONFERENCE	1- 1	6- 1	3- 0				
5- 1	0- 0	1- 0	HOME	1- 0	3- 1	2- 0				
3- 1	0- 0	0- 0	AWAY	0- 1	3- 0	1- 0				
0- 0	0- 0	0- 0	NEUTRAL	0- 0	0- 0	0- 0				
3- 9	0- 2	0- 3	CONFERENCE	1- 3	2- 1	1- 1				
1- 6	0- 2	0- 2	HOME	0- 2	1- 0	1- 0				
2- 3	0- 0	0- 1	AWAY	1- 1	1- 1	0- 1				
0- 0	0- 0	0- 0	NEUTRAL	0- 0	0- 0	0- 0				

RPI	S	Opponent	Score	RPI	S	Opponent	Score	RPI	S	Opponent	Score	RPI	S	Opponent	Score	Team's RPI: 132
7	H	Oregon	55 74	33	A	Arizona St.	59 73	51	H	Southern California	51 86	112	A	Colorado St.	70 67	
8	H	UCLA	55 93	33	H	Arizona St.	47 72	83	A	Washington St.	75 89	113	H	Dartmouth	75 81	
				49	H	Oregon St.	71 86	85	A	Utah	69 65	166	A	Samford	71 60	
				50	H	Miami (FL)	67 61	85	H	Utah	74 78	170	A	Washington	66 61	
								91	A	North Carolina	80 87	180	H	Florida Atlantic	76 69	
								96	H	George Mason	76 61	267	H	North Dakota St.	108 59	
												281	A	Arizona	63 72	
												281	H	Arizona	79 60	
												312	A	Air Force	68 43	
												341	H	Mississippi Val.	85 48	
LAST 12 Division I GAMES:																
85	H	Utah	74 78	8	H	UCLA	55 93	51	H	Southern California	51 86	170	A	Washington	66 61	
85	A	Utah	69 65	51	H	Southern California	51 86	83	A	Washington St.	75 89	281	H	Arizona	79 60	
49	H	Oregon St.	71 86	170	A	Washington	66 61	83	A	Washington St.	75 89	33	A	Arizona St.	47 72	
7	H	Oregon	55 74	83	A	Washington St.	75 89	281	H	Arizona	79 60					
33	A	Arizona St.	59 73	33	H	Arizona St.	47 72									
281	A	Arizona	63 72													

Non-Div I Games: Westminster (MO) 106 47

Col orado

Average RPI Win:	197	WON-LOST	WINNING	LAST 10	STRENGTH OF	OPP. STRENGTH	TEAM	ADJ.	CONF.	ADJ CONF.
Average RPI Loss:	120	RECORD	PCT. RANK	GAMES	SCHEDULE	OF SCHEDULE	RPI	RPI	RPI	RPI
DIV. I ONLY	15- 7	74	7- 3	158	126	112	112	16	16	
DIV. I NON-CONF.	7- 3	74	0- 0	122	144	109	109	14	14	

TOTALS	RPI 1-25	RPI 26-50	W-L RECORDS	RPI 51-100	RPI 101-999	RPI 201+				
15- 7	0- 0	2- 1	OVERALL	2- 2	11- 4	8- 0				
9- 5	0- 0	1- 1	HOME	1- 1	7- 3	6- 0				
6- 2	0- 0	1- 0	AWAY	1- 1	4- 1	2- 0				
0- 0	0- 0	0- 0	NEUTRAL	0- 0	0- 0	0- 0				
7- 3	0- 0	2- 1	NON-CONFERENCE	0- 0	5- 2	3- 0				
5- 3	0- 0	1- 1	HOME	0- 0	4- 2	3- 0				
2- 0	0- 0	1- 0	AWAY	0- 0	1- 0	0- 0				
0- 0	0- 0	0- 0	NEUTRAL	0- 0	0- 0	0- 0				
8- 4	0- 0	0- 0	CONFERENCE	2- 2	6- 2	5- 0				
4- 2	0- 0	0- 0	HOME	1- 1	3- 1	3- 0				
4- 2	0- 0	0- 0	AWAY	1- 1	3- 1	2- 0				
0- 0	0- 0	0- 0	NEUTRAL	0- 0	0- 0	0- 0				

RPI 1-25				RPI 26-50				RPI 51-100				RPI 101+				Team's RPI: 112	
RPI	S	Opponent	Score	RPI	S	Opponent	Score	RPI	S	Opponent	Score	RPI	S	Opponent	Score		
30	H	Oklahoma	46 78	78	A	Wyoming	64 53	119	H	BYU	56 54						
32	A	Northern Colo.	55 44	78	H	Wyoming	49 53	132	H	Colorado	67 70						
42	H	Gonzaga	65 49	80	H	New Mexico	74 71	147	A	Fresno St.	45 56						
				100	A	UNLV	52 56	162	H	Idaho	69 83						
								190	A	Nevada	65 59						
								193	H	Boise St.	58 62						
								197	A	Denver	61 56						
								249	H	San Jose St.	63 48						
								250	A	San Diego St.	65 63						
								250	H	San Diego St.	72 43						
								262	H	Prairie View	71 59						
								275	H	Morgan St.	60 44						
								290	H	Utah St.	56 45						
								312	A	Air Force	40 39						
								334	H	N. C. Central	85 48						
LAST 12 Division I GAMES:																	
190	A	Nevada	65 59	78	H	Wyoming	49 53										
78	A	Wyoming	64 53	290	H	Utah St.	56 45										
80	H	New Mexico	74 71	147	A	Fresno St.	45 56										
250	H	San Diego St.	72 43	250	A	San Diego St.	65 63										
100	A	UNLV	52 56	249	H	San Jose St.	63 48										
312	A	Air Force	40 39	193	H	Boise St.	58 62										

Non-Div I Games: Eastern N.M. 75 35

Colorado St.

Average RPI Win: 232		WON-LOST	WINNING	LAST 10	STRENGTH OF	OPP. STRENGTH	TEAM	ADJ.	CONF.	ADJ CONF.
Average RPI Loss: 110		RECORD	PCT. RANK	GAMES	SCHEDULE	OF SCHEDULE	RPI	RPI	RPI	RPI
DIV. I ONLY		7- 14	263	2- 8	105	137	189	189	9	9
DIV. I NON-CONF.		6- 9	214	2- 4	113	138	163	163	9	9

TOTALS		RPI 1-25		RPI 26-50	W-L RECORDS		RPI 51-100	RPI 101-999	RPI 201+	
7- 14	0- 3		0- 3	OVERALL	0- 2	7- 6	4- 3			
3- 3	0- 1		0- 0	HOME	0- 0	3- 2	1- 2			
4- 8	0- 0		0- 2	AWAY	0- 2	4- 4	3- 1			
0- 3	0- 2		0- 1	NEUTRAL	0- 0	0- 0	0- 0			
6- 9	0- 3		0- 2	NON-CONFERENCE	0- 0	6- 4	3- 2			
3- 2	0- 1		0- 0	HOME	0- 0	3- 1	1- 1			
3- 4	0- 0		0- 1	AWAY	0- 0	3- 3	2- 1			
0- 3	0- 2		0- 1	NEUTRAL	0- 0	0- 0	0- 0			
1- 5	0- 0		0- 1	CONFERENCE	0- 2	1- 2	1- 1			
0- 1	0- 0		0- 0	HOME	0- 0	0- 1	0- 1			
1- 4	0- 0		0- 1	AWAY	0- 2	1- 1	1- 0			
0- 0	0- 0		0- 0	NEUTRAL	0- 0	0- 0	0- 0			

RPI 1-25				RPI 26-50				RPI 51-100				RPI 101+ Team's RPI: 189			
RPI	S	Opponent	Score	RPI	S	Opponent	Score	RPI	S	Opponent	Score	RPI	S	Opponent	Score
3	N	Mississippi St.	54 90	33	N	Arizona St.	48 72	72	A	Harvard	67 85	107	A	Rice	44 67
13	N	Green Bay	43 61	44	A	Houston	53 77	90	A	Penn	51 70	113	A	Dartmouth	65 88
22	H	Buffalo	63 65	45	A	Princeton	47 69					129	H	Saint Francis (PA)	94 81
												179	A	Hampton	58 60
												187	A	Providence	73 64
												196	H	Boston College	68 60
												207	H	Richmond	79 85
												230	H	Hofstra	75 53
												270	A	Cornell	72 54
												270	H	Cornell	47 57
												287	A	Vermont	73 66
												327	A	UMBC	60 44
												346	A	UMass Lowell	70 77
LAST 12 Division I GAMES:															
113	A	Dartmouth	65 88	179	A	Hampton	58 60								
72	A	Harvard	67 85	107	A	Rice	44 67								
270	A	Cornell	72 54	44	A	Houston	53 77								
270	H	Cornell	47 57	230	H	Hofstra	75 53								
90	A	Penn	51 70	22	H	Buffalo	63 65								
45	A	Princeton	47 69	129	H	Saint Francis (PA)	94 81								

Non-Div I Games:

Columbi a

Average RPI Win:	311	WON-LOST	WINNING	LAST 10	STRENGTH OF	OPP. STRENGTH	TEAM	ADJ.	CONF.	ADJ CONF.
Average RPI Loss:	183	RECORD	PCT. RANK	GAMES	SCHEDULE	OF SCHEDULE	RPI	RPI	RPI	RPI
DIV. I ONLY	6- 17	291	5- 5	245	337	303	303	31	31	
DIV. I NON-CONF.	1- 11	331	0- 1	126	198	298	298	31	31	

TOTALS	RPI 1-25	RPI 26-50	W-L RECORDS	RPI 51-100	RPI 101-999	RPI 201+				
6- 17	0- 3	0- 0	OVERALL	0- 1	6- 13	6- 8				
6- 1	0- 1	0- 0	HOME	0- 0	6- 0	6- 0				
0- 14	0- 0	0- 0	AWAY	0- 0	0- 3	0- 3				
0- 2	0- 1	0- 0	NEUTRAL	0- 0	0- 1	0- 1				
1- 11	0- 3	0- 0	NON-CONFERENCE	0- 1	1- 7	1- 4				
1- 1	0- 1	0- 0	HOME	0- 0	1- 0	1- 0				
0- 8	0- 1	0- 0	AWAY	0- 1	0- 6	0- 3				
0- 2	0- 1	0- 0	NEUTRAL	0- 0	0- 1	0- 1				
5- 6	0- 0	0- 0	CONFERENCE	0- 0	5- 6	5- 4				
5- 0	0- 0	0- 0	HOME	0- 0	5- 0	5- 0				
0- 6	0- 0	0- 0	AWAY	0- 0	0- 6	0- 4				
0- 0	0- 0	0- 0	NEUTRAL	0- 0	0- 0	0- 0				

RPI 1-25				RPI 26-50				RPI 51-100				RPI 101+				Team's RPI: 303
RPI	S	Opponent	Score	RPI	S	Opponent	Score	RPI	S	Opponent	Score	RPI	S	Opponent	Score	
9	A	Baylor	54 100					53	A	West Virginia	43 101	127	A	SFA	59 72	
16	N	Missouri	50 73									130	A	Bethune-Cookman	38 64	
18	H	Maryland	49 113									131	A	Middle Tenn.	39 69	
												176	A	Charlotte	49 78	
												179	A	Hampton	35 67	
												216	A	Norfolk St.	57 71	
												224	A	N. C. A&T	63 64	
												252	N	Manhattan	56 74	
												275	H	Morgan St.	55 53	
												283	H	Mt. St. Mary's	68 54	
												299	A	VCU	47 62	
												301	H	UMES	69 63	
												311	A	Old Dominion	67 75	
												315	A	Charleston So.	58 72	
												323	A	South Carolina St.	65 67	
												323	H	South Carolina St.	56 39	
												334	A	N. C. Central	52 60	
												340	H	Savannah St.	66 57	
												343	H	Florida A&M	62 56	

LAST 12 Division I GAMES:																
323	A	South Carolina St.	65 67	224	A	N. C. A&T	63 64									
130	A	Bethune-Cookman	38 64	334	A	N. C. Central	52 60									
179	A	Hampton	35 67	343	H	Florida A&M	62 56									
301	H	UMES	69 63	340	H	Savannah St.	66 57									
323	H	South Carolina St.	56 39	216	A	Norfolk St.	57 71									
275	H	Morgan St.	55 53	18	H	Maryland	49 113									

Non-Div I Games:

Coppin St.

Average RPI Win:	276	WON-LOST	WINNING	LAST 10	STRENGTH OF	OPP. STRENGTH	TEAM	ADJ.	CONF.	ADJ CONF.
Average RPI Loss:	154	RECORD	PCT. RANK	GAMES	SCHEDULE	OF SCHEDULE	RPI	RPI	RPI	RPI
DIV. I ONLY	5- 14	289	3- 7	256	198	270	270	9	9	
DIV. I NON-CONF.	4- 9	249	2- 4	315	298	296	296	9	9	

TOTALS	RPI 1-25	RPI 26-50	W-L RECORDS	RPI 51-100	RPI 101-999	RPI 201+				
5- 14	0- 0	0- 1	OVERALL	0- 3	5- 10	4- 4				
1- 6	0- 0	0- 0	HOME	0- 0	1- 6	1- 3				
4- 8	0- 0	0- 1	AWAY	0- 3	4- 4	3- 1				
0- 0	0- 0	0- 0	NEUTRAL	0- 0	0- 0	0- 0				
4- 9	0- 0	0- 0	NON-CONFERENCE	0- 1	4- 8	4- 4				
1- 5	0- 0	0- 0	HOME	0- 0	1- 5	1- 3				
3- 4	0- 0	0- 0	AWAY	0- 1	3- 3	3- 1				
0- 0	0- 0	0- 0	NEUTRAL	0- 0	0- 0	0- 0				
1- 5	0- 0	0- 1	CONFERENCE	0- 2	1- 2	0- 0				
0- 1	0- 0	0- 0	HOME	0- 0	0- 1	0- 0				
1- 4	0- 0	0- 1	AWAY	0- 2	1- 1	0- 0				
0- 0	0- 0	0- 0	NEUTRAL	0- 0	0- 0	0- 0				

RPI	S	Opponent	Score	RPI	S	Opponent	Score	RPI	S	Opponent	Score	RPI	S	Opponent	Score	Team's RPI: 270
45	A	Princeton	54 75	57	A	Drexel	39 61	113	A	Dartmouth	40 55	145	H	Binghamton	58 66	
				72	A	Harvard	58 80	146	A	Pittsburgh	39 51	163	H	Lehigh	57 62	
				90	A	Penn	48 68	185	A	New Hampshire	45 48	189	A	Columbia	57 47	
								189	H	Columbia	54 72	204	H	Oakland	77 79	
								210	H	Stony Brook	48 40	228	A	Loyola Maryland	63 78	
								243	H	Lafayette	58 59	272	H	Colgate	70 74	
								293	A	Canisius	67 59	342	A	NJIT	61 46	
								346	A	UMass Lowell	71 53					
LAST 12 Division I GAMES:																
72	A	Harvard	58 80	342	A	NJIT	61 46									
113	A	Dartmouth	40 55	346	A	UMass Lowell	71 53									
189	H	Columbia	54 72	185	A	New Hampshire	45 48									
189	A	Columbia	57 47	57	A	Drexel	39 61									
45	A	Princeton	54 75	145	H	Binghamton	58 66									
90	A	Penn	48 68	204	H	Oakland	77 79									

Non-Div I Games:

Cornell

Creighton				Through Games Of Feb. 5, 2018							
Average RPI	Win:	111	WON-LOST	WINNING	LAST 10	STRENGTH OF	OPP. STRENGTH	TEAM	ADJ.	CONF.	ADJ CONF.
Average RPI	Loss:	54	RECORD	PCT. RANK	GAMES	SCHEDULE	OF SCHEDULE	RPI	RPI	RPI	RPI
DIV. I ONLY			14- 9	114	5- 5	18	14	39	39	6	6
DIV. I NON-CONF.			6- 4	122	0- 0	13	11	40	40	6	6

TOTALS		RPI 1-25		RPI 26-50		W-L RECORDS		RPI 51-100	RPI 101-999	RPI 201+	
14- 9		0- 4		3- 1		OVERALL		5- 3	6- 1	2- 0	
8- 3		0- 2		2- 1		HOME		2- 0	4- 0	0- 0	
6- 4		0- 1		1- 0		AWAY		3- 3	2- 0	2- 0	
0- 2		0- 1		0- 0		NEUTRAL		0- 0	0- 1	0- 0	
6- 4		0- 2		1- 0		NON-CONFERENCE		2- 1	3- 1	1- 0	
3- 1		0- 1		1- 0		HOME		0- 0	2- 0	0- 0	
3- 1		0- 0		0- 0		AWAY		2- 1	1- 0	1- 0	
0- 2		0- 1		0- 0		NEUTRAL		0- 0	0- 1	0- 0	
8- 5		0- 2		2- 1		CONFERENCE		3- 2	3- 0	1- 0	
5- 2		0- 1		1- 1		HOME		2- 0	2- 0	0- 0	
3- 3		0- 1		1- 0		AWAY		1- 2	1- 0	1- 0	
0- 0		0- 0		0- 0		NEUTRAL		0- 0	0- 0	0- 0	

RPI 1-25				RPI 26-50				Team's RPI: 39				RPI 51-100				RPI 101+			
RPI	S	Opponent	Score	RPI	S	Opponent	Score	RPI	S	Opponent	Score	RPI	S	Opponent	Score	RPI	S	Opponent	Score
6	H	Florida St.	82 92	26	H	Villanova	69 54	56	A	Nebraska	64 49	125	H	Georgetown	69 58				
8	N	UCLA	63 72	31	A	Marquette	74 73	59	A	St. John's (NY)	65 72	154	H	UNI	89 78				
24	A	DePaul	67 77	31	H	Marquette	77 92	59	H	St. John's (NY)	53 39	156	H	Wichita St.	66 61				
24	H	DePaul	54 82	41	H	South Dakota St.	72 65	71	A	South Dakota	68 73	170	N	Washington	64 67				
								86	A	Drake	108 100	187	H	Providence	73 56				
								94	A	Seton Hall I	68 51	208	A	Xavier	71 64				
								94	H	Seton Hall I	81 64	233	A	Omaha	72 51				
								97	A	Butler	53 59								
LAST 12 Division I GAMES:																			
				31 A Marquette 74 73				187 H Providence 73 56											
				24 A DePaul 67 77				24 H DePaul 54 82											
				94 H Seton Hall I 81 64				31 H Marquette 77 92											
				59 H St. John's (NY) 53 39				59 A St. John's (NY) 65 72											
				208 A Xavier 71 64				94 A Seton Hall I 68 51											
				97 A Butler 53 59				125 H Georgetown 69 58											

Non-Div I Games:

Creighton

Average RPI	Win:	210	WON-LOST	WINNING	LAST 10	STRENGTH OF	OPP. STRENGTH	TEAM	ADJ.	CONF.	ADJ CONF.
Average RPI	Loss:	96	RECORD	PCT. RANK	GAMES	SCHEDULE	OF SCHEDULE	RPI	RPI	RPI	RPI
DIV. I ONLY		12- 7		105	5- 5	151	153	113	113	9	9
DIV. I NON-CONF.		8- 5		111	2- 4	199	204	119	119	9	9

TOTALS	RPI 1-25		RPI 26-50		W-L RECORDS	RPI 51-100		RPI 101-999		RPI 201+	
12- 7	0- 1		0- 0		OVERALL	1- 3		11- 3		5- 0	
9- 2	0- 0		0- 0		HOME	1- 1		8- 1		4- 0	
3- 5	0- 1		0- 0		AWAY	0- 2		3- 2		1- 0	
0- 0	0- 0		0- 0		NEUTRAL	0- 0		0- 0		0- 0	
8- 5	0- 1		0- 0		NON-CONFERENCE	0- 2		8- 2		4- 0	
5- 1	0- 0		0- 0		HOME	0- 1		5- 0		3- 0	
3- 4	0- 1		0- 0		AWAY	0- 1		3- 2		1- 0	
0- 0	0- 0		0- 0		NEUTRAL	0- 0		0- 0		0- 0	
4- 2	0- 0		0- 0		CONFERENCE	1- 1		3- 1		1- 0	
4- 1	0- 0		0- 0		HOME	1- 0		3- 1		1- 0	
0- 1	0- 0		0- 0		AWAY	0- 1		0- 0		0- 0	
0- 0	0- 0		0- 0		NEUTRAL	0- 0		0- 0		0- 0	

RPI 1-25				RPI 26-50				RPI 51-100				RPI 101+				Team's RPI: 113
RPI	S	Opponent	Score	RPI	S	Opponent	Score	RPI	S	Opponent	Score	RPI	S	Opponent	Score	
5	A	Ohio St.	70 103					72	A	Harvard	65 76	114	H	Brown	78 73	
								72	H	Harvard	63 56	118	H	Yale	39 57	
								75	A	Albany (NY)	61 76	132	A	Colorado	81 75	
								77	H	Maine	51 64	145	A	Binghamton	64 80	
												169	A	Marist	60 51	
												182	A	Army West Point	56 71	
												185	H	New Hampshire	57 49	
												189	H	Columbia	88 65	
												196	H	Boston College	68 57	
												236	A	Holy Cross	76 74	
												270	H	Cornell	55 40	
												287	H	Vermont	66 56	
												332	H	Rhode Island	70 54	
												342	H	NJIT	81 50	

LAST 12 Division I GAMES:																
189	H	Columbia	88 65	145	A	Binghamton	64 80									
270	H	Cornell	55 40	75	A	Albany (NY)	61 76									
118	H	Yale	39 57	236	A	Holy Cross	76 74									
114	H	Brown	78 73	5	A	Ohio St.	70 103									
72	A	Harvard	65 76	132	A	Colorado	81 75									
72	H	Harvard	63 56	77	H	Maine	51 64									

Non-Div I Games:

Dartmouth

Average RPI	Win:	257	WON-LOST	WINNING	LAST 10	STRENGTH OF	OPP. STRENGTH	TEAM	ADJ.	CONF.	ADJ CONF.
Average RPI	Loss:	88	RECORD	PCT. RANK	GAMES	SCHEDULE	OF SCHEDULE	RPI	RPI	RPI	RPI
DIV. I ONLY		10- 14	221	5- 5	90	164	153	153	12	12	
DIV. I NON-CONF.		5- 8	220	0- 1	68	188	139	139	10	10	

TOTALS	RPI 1-25		RPI 26-50		W-L RECORDS		RPI 51-100		RPI 101-999		RPI 201+
10- 14	0- 1		0- 4		OVERALL		0- 5		10- 4		8- 1
4- 6	0- 0		0- 3		HOME		0- 1		4- 2		3- 1
6- 8	0- 1		0- 1		AWAY		0- 4		6- 2		5- 0
0- 0	0- 0		0- 0		NEUTRAL		0- 0		0- 0		0- 0
5- 8	0- 1		0- 2		NON-CONFERENCE		0- 2		5- 3		3- 1
2- 3	0- 0		0- 1		HOME		0- 1		2- 1		1- 1
3- 5	0- 1		0- 1		AWAY		0- 1		3- 2		2- 0
0- 0	0- 0		0- 0		NEUTRAL		0- 0		0- 0		0- 0
5- 6	0- 0		0- 2		CONFERENCE		0- 3		5- 1		5- 0
2- 3	0- 0		0- 2		HOME		0- 0		2- 1		2- 0
3- 3	0- 0		0- 0		AWAY		0- 3		3- 0		3- 0
0- 0	0- 0		0- 0		NEUTRAL		0- 0		0- 0		0- 0

RPI 1-25				RPI 26-50				RPI 51-100				RPI 101+ Team's RPI: 153			
RPI	S	Opponent	Score	RPI	S	Opponent	Score	RPI	S	Opponent	Score	RPI	S	Opponent	Score
17	A	NC State	49 73	43	H	Dayton	68 85	58	A	Mercer	54 69	111	H	George Washington	48 53
				45	H	Princeton	57 63	67	H	Elon	58 75	137	A	William & Mary	55 73
				47	A	UCF	54 62	73	A	Fordham	58 66	150	A	High Point	82 74
				48	H	Duquesne	54 79	88	A	Saint Louis	72 88	176	H	Charlotte	68 66
								96	A	George Mason	61 74	188	A	Furman	62 65
												207	A	Richmond	68 65
												219	H	Gardner-Webb	65 70
												237	A	St. Bonaventure	75 68
												246	H	UNC Asheville	58 50
												269	A	Appalachian St.	59 57
												291	H	Massachusetts	87 81
												326	A	Western Caro.	70 57
												332	A	Rhode Island	79 67
												332	H	Rhode Island	77 67
LAST 12 Division I GAMES:															
				88	A	Saint Louis	72 88	207	A	Richmond	68 65				
				332	A	Rhode Island	79 67	73	A	Fordham	58 66				
				43	H	Dayton	68 85	332	H	Rhode Island	77 67				
				291	H	Massachusetts	87 81	48	H	Duquesne	54 79				
				237	A	St. Bonaventure	75 68	96	A	George Mason	61 74				
				111	H	George Washington	48 53	47	A	UCF	54 62				

Non-Div I Games:

Davidson

Average RPI Win: 178

Average RPI Loss: 41

WON-LOST
RECORDWINNING
PCT. RANKLAST 10
GAMESSTRENGTH OF
SCHEDULEOPP. STRENGTH
OF SCHEDULETEAM
RPIADJ.
RPICONF.
RPIADJ CONF.
RPIDIV. I ONLY
DIV. I NON-CONF.18- 4
7- 422
10210- 0
1- 0127
54101
7743
6943
6912
1012
10

TOTALS

RPI 1-25

RPI 26-50

W-L RECORDS

RPI 51-100

RPI 101-999

RPI 201+

18- 4

0- 1

2- 1

OVERALL

5- 2

11- 0

8- 0

10- 1

0- 1

2- 0

HOME

2- 0

6- 0

5- 0

5- 2

0- 0

0- 0

AWAY

1- 2

4- 0

2- 0

3- 1

0- 0

0- 1

NEUTRAL

2- 0

1- 0

1- 0

7- 4

0- 1

1- 1

NON-CONFERENCE

3- 2

3- 0

3- 0

4- 1

0- 1

1- 0

HOME

1- 0

2- 0

2- 0

0- 2

0- 0

0- 0

AWAY

0- 2

0- 0

0- 0

3- 1

0- 0

0- 1

NEUTRAL

2- 0

1- 0

1- 0

11- 0

0- 0

1- 0

CONFERENCE

2- 0

8- 0

5- 0

6- 0

0- 0

1- 0

HOME

1- 0

4- 0

3- 0

5- 0

0- 0

0- 0

AWAY

1- 0

4- 0

2- 0

0- 0

0- 0

0- 0

NEUTRAL

0- 0

0- 0

0- 0

RPI 1-25

RPI 26-50

Team's RPI: 43

RPI 51-100

RPI 101+

RPI	S	Opponent	Score
13	H	Green Bay	64 75

RPI	S	Opponent	Score
27	N	South Fla.	87 93
28	H	Virginia	61 46
48	H	Duquesne	79 70

RPI	S	Opponent	Score
61	A	Toledo	50 68
62	A	Quinnipiac	66 72
72	N	Harvard	72 66
73	A	Fordham	63 62
82	H	James Madison	82 54
88	H	Saint Louis	101 76
98	N	Tulane	71 65

RPI	S	Opponent	Score
111	H	George Washington	66 55
153	A	Davidson	85 68
183	A	Saint Joseph's	65 59
207	A	Richmond	66 59
232	A	La Salle	76 47
237	H	St. Bonaventure	80 59
275	H	Morgan St.	88 52
299	H	VCU	74 64
332	H	Rhode Island	116 58
337	H	Ark.-Pine Bluff	81 43
341	N	Mississippi Val.	65 46

LAST 12 Division I GAMES:

299	H	VCU	74 64	88	H	Saint Louis	101 76
48	H	Duquesne	79 70	237	H	St. Bonaventure	80 59
153	A	Davidson	85 68	183	A	Saint Joseph's	65 59
207	A	Richmond	66 59	332	H	Rhode Island	116 58
111	H	George Washington	66 55	232	A	La Salle	76 47
73	A	Fordham	63 62	341	N	Mississippi Val.	65 46

Dayton

Dayton

Non-Div I Games:

Dayton

DePaul										Through Games Of Feb. 5, 2018												
Average RPI Win:		127		WON-LOST		WINNING		LAST 10		STRENGTH OF		OPP. STRENGTH		TEAM		ADJ.		CONF.				
Average RPI Loss:		21		RECORD		PCT. RANK		GAMES		SCHEDULE		OF SCHEDULE		RPI		RPI		RPI				
DIV. I ONLY		18- 6		45		8- 2		33		8		24		24		6		6				
DIV. I NON-CONF.		8- 4		87		0- 0		25		2		43		43		6		6				

TOTALS		RPI 1-25		RPI 26-50		W-L RECORDS		RPI 51-100		RPI 101-999		RPI 201+										
18- 6		0- 2		5- 4		OVERALL		5- 0		8- 0		3- 0										
12- 2		0- 1		3- 1		HOME		5- 0		4- 0		3- 0										
4- 3		0- 1		1- 2		AWAY		0- 0		3- 0		0- 0										
2- 1		0- 0		1- 1		NEUTRAL		0- 0		1- 0		0- 0										
8- 4		0- 2		2- 2		NON-CONFERENCE		2- 0		4- 0		2- 0										
5- 2		0- 1		1- 1		HOME		2- 0		2- 0		2- 0										
1- 1		0- 1		0- 0		AWAY		0- 0		1- 0		0- 0										
2- 1		0- 0		1- 1		NEUTRAL		0- 0		1- 0		0- 0										
10- 2		0- 0		3- 2		CONFERENCE		3- 0		4- 0		1- 0										
7- 0		0- 0		2- 0		HOME		3- 0		2- 0		1- 0										
3- 2		0- 0		1- 2		AWAY		0- 0		2- 0		0- 0										
0- 0		0- 0		0- 0		NEUTRAL		0- 0		0- 0		0- 0										

RPI 1-25		Team's RPI: 24		RPI 26-50		RPI 51-100		RPI 101+														
RPI	S	Opponent		Score		RPI	S	Opponent		Score		RPI	S	Opponent		Score						
1	H	UConn		69 103		26	A	Villanova		58 84		59	H	St. John's (NY)		76 67		125	A	Georgetown	78 62	
2	A	Notre Dame		82 91		30	H	Oklahoma		111 108		64	H	IUPUI		85 71		178	N	Memphis	81 67	
						31	A	Marquette		81 93		88	H	Saint Louis		86 78		187	A	Providence	71 48	
						31	H	Marquette		95 83		94	H	Seton Hall		89 66		187	H	Providence	81 47	
						32	H	Northern Colo.		88 94		97	H	Butler		87 65		191	A	Northwestern	92 63	
						36	N	FGCU		84 89						208	H	Xavier	79 48			
						39	A	Creighton		82 54						295	H	Loyola Chicago	88 47			
						39	H	Creighton		77 67						328	H	Delaware St.	110 71			
						42	N	Gonzaga		88 71												

LAST 12 Division I GAMES:																						
						187	H	Providence		81 47								208	H	Xavier		79 48
						39	H	Creighton		77 67								39	A	Creighton		82 54
						31	H	Marquette		95 83								187	A	Providence		71 48
						125	A	Georgetown		78 62								31	A	Marquette		81 93
						26	A	Villanova		58 84								59	H	St. John's (NY)		76 67
						97	H	Butler		87 65								94	H	Seton Hall		89 66

DePaul

Non-Div I Games:

DePaul

Loss, Non-Conf, S Site, H Home A Away N Neutral

Page 65

Delaware

Del aware				Through Games Of Feb. 5, 2018								
Average RPI	Win:	223	WON-LOST	WINNING	LAST 10	STRENGTH OF	OPP. STRENGTH	TEAM	ADJ.	CONF.	ADJ CONF.	
Average RPI	Loss:	126	RECORD	PCT. RANK	GAMES	SCHEDULE	OF SCHEDULE	RPI	RPI	RPI	RPI	
DIV. I ONLY		13- 8		109	6- 4	224	172	128	128	10	10	
DIV. I NON-CONF.		7- 4		102	2- 0	268	236	146	146	12	12	

TOTALS		RPI 1-25		RPI 26-50		W-L RECORDS		RPI 51-100		RPI 101-999		RPI 201+
13- 8		0- 1		0- 1		OVERALL		2- 2		11- 4		9- 2
6- 2		0- 0		0- 0		HOME		2- 0		4- 2		4- 1
6- 5		0- 1		0- 1		AWAY		0- 2		6- 1		4- 0
1- 1		0- 0		0- 0		NEUTRAL		0- 0		1- 1		1- 1
7- 4		0- 1		0- 1		NON-CONFERENCE		1- 0		6- 2		4- 2
3- 1		0- 0		0- 0		HOME		1- 0		2- 1		2- 1
3- 2		0- 1		0- 1		AWAY		0- 0		3- 0		1- 0
1- 1		0- 0		0- 0		NEUTRAL		0- 0		1- 1		1- 1
6- 4		0- 0		0- 0		CONFERENCE		1- 2		5- 2		5- 0
3- 1		0- 0		0- 0		HOME		1- 0		2- 1		2- 0
3- 3		0- 0		0- 0		AWAY		0- 2		3- 1		3- 0
0- 0		0- 0		0- 0		NEUTRAL		0- 0		0- 0		0- 0

Delaware

RPI 1-25				RPI 26-50				RPI 51-100				RPI 101+ Team's RPI: 128			
RPI	S	Opponent	Score	RPI	S	Opponent	Score	RPI	S	Opponent	Score	RPI	S	Opponent	Score
22	A	Buffalo	73 87	45	A	Princeton	60 78	57	A	Drexel	53 74	134	A	Northeastern	59 73
								66	H	American	72 56	134	H	Northeastern	53 64
								67	A	Elon	51 64	160	A	Hartford	72 63
								67	H	Elon	80 66	182	A	Army West Point	70 59
												202	H	Boston U.	79 85
												228	H	Loyola Maryland	71 38
												230	A	Hofstra	58 51
												237	A	St. Bonaventure	53 52
												260	A	Col. of Charleston	68 59
												263	H	Towson	51 49
												264	A	UNCW	82 49
												264	H	UNCW	80 62
												328	H	Delaware St.	84 49
												344	N	Saint Peter's	87 90
												347	N	Eastern Ill.	66 37

LAST 12 Division I GAMES:															
134	A	Northeastern	59 73	230	A	Hofstra	58 51								
264	H	UNCW	80 62	260	A	Col. of Charleston	68 59								
134	H	Northeastern	53 64	67	H	Elon	80 66								
67	A	Elon	51 64	57	A	Drexel	53 74								
264	A	UNCW	82 49	228	H	Loyola Maryland	71 38								
263	H	Towson	51 49	328	H	Delaware St.	84 49								

Non-Div I Games:

Del aware

Average RPI Win:	322	WON-LOST	WINNING	LAST 10	STRENGTH OF	OPP. STRENGTH	TEAM	ADJ.	CONF.	ADJ CONF.
Average RPI Loss:	175	RECORD	PCT. RANK	GAMES	SCHEDULE	OF SCHEDULE	RPI	RPI	RPI	RPI
DIV. I ONLY	4- 19	316	3- 7	255	297	328	328	31	31	
DIV. I NON-CONF.	1- 12	335	0- 2	140	126	302	302	31	31	

TOTALS	RPI 1-25	RPI 26-50	W-L RECORDS	RPI 51-100	RPI 101-999	RPI 201+				
4- 19	0- 1	0- 1	OVERALL	0- 1	4- 16	4- 6				
3- 6	0- 0	0- 0	HOME	0- 1	3- 5	3- 3				
1- 11	0- 0	0- 0	AWAY	0- 0	1- 5	1- 2				
0- 2	0- 0	0- 0	NEUTRAL	0- 0	0- 2	0- 0				
1- 12	0- 1	0- 1	NON-CONFERENCE	0- 1	1- 9	1- 1				
1- 3	0- 0	0- 0	HOME	0- 1	1- 2	1- 1				
0- 7	0- 1	0- 1	AWAY	0- 0	0- 5	0- 0				
0- 2	0- 0	0- 0	NEUTRAL	0- 0	0- 2	0- 0				
3- 7	0- 0	0- 0	CONFERENCE	0- 0	3- 7	3- 5				
2- 3	0- 0	0- 0	HOME	0- 0	2- 3	2- 2				
1- 4	0- 0	0- 0	AWAY	0- 0	1- 4	1- 3				
0- 0	0- 0	0- 0	NEUTRAL	0- 0	0- 0	0- 0				

RPI 1-25				RPI 26-50				RPI 51-100				RPI 101+				Team's RPI : 328	
RPI	S	Opponent	Score	RPI	S	Opponent	Score	RPI	S	Opponent	Score	RPI	S	Opponent	Score		
24	A	DePaul	71 110	34	A	Michigan	36 105	57	H	Drexel	52 73	121	N	Ole Miss	58 110		
												128	A	Delaware	49 84		
												130	H	Bethune-Cookman	60 68		
												138	A	Kansas	49 81		
												148	H	Robert Morris	42 65		
												157	N	Stetson	43 58		
												172	A	Florida	51 85		
												174	A	Temple	72 96		
												179	A	Hampton	62 66		
												180	A	Fla. Atlantic	67 90		
												224	A	N. C. A&T	55 75		
												224	H	N. C. A&T	48 66		
												232	H	La Salle	48 71		
												275	A	Morgan St.	62 54		
												323	H	South Carolina St.	58 44		
												334	A	N. C. Central	60 76		
												334	H	N. C. Central	67 74		
												340	H	Savannah St.	93 79		
												343	A	Florida A&M	54 59		
												349	H	Longwood	60 56		
LAST 12 Division I GAMES:																	
334	A	N. C. Central	60 76	179	A	Hampton	62 66										
224	A	N. C. A&T	55 75	224	H	N. C. A&T	48 66										
340	H	Savannah St.	93 79	323	H	South Carolina St.	58 44										
275	A	Morgan St.	62 54	334	H	N. C. Central	67 74										
130	H	Bethune-Cookman	60 68	157	N	Stetson	43 58										
343	A	Florida A&M	54 59	180	A	Fla. Atlantic	67 90										

Non-Div I Games:

Delaware St.

Average RPI Win:	288	WON-LOST	WINNING	LAST 10	STRENGTH OF	OPP. STRENGTH	TEAM	ADJ.	CONF.	ADJ CONF.
Average RPI Loss:	89	RECORD	PCT. RANK	GAMES	SCHEDULE	OF SCHEDULE	RPI	RPI	RPI	RPI
DIV. I ONLY	12- 11	166	5- 5	261	175	197	197	14	14	
DIV. I NON-CONF.	8- 6	143	2- 1	294	189	208	208	17	17	

TOTALS	RPI 1-25	RPI 26-50	W-L RECORDS	RPI 51-100	RPI 101-999	RPI 201+				
12- 11	0- 0	0- 2	OVERALL	0- 5	12- 4	12- 1				
4- 5	0- 0	0- 2	HOME	0- 2	4- 1	4- 0				
7- 4	0- 0	0- 0	AWAY	0- 2	7- 2	7- 1				
1- 2	0- 0	0- 0	NEUTRAL	0- 1	1- 1	1- 0				
8- 6	0- 0	0- 1	NON-CONFERENCE	0- 3	8- 2	8- 0				
2- 3	0- 0	0- 1	HOME	0- 1	2- 1	2- 0				
5- 1	0- 0	0- 0	AWAY	0- 1	5- 0	5- 0				
1- 2	0- 0	0- 0	NEUTRAL	0- 1	1- 1	1- 0				
4- 5	0- 0	0- 1	CONFERENCE	0- 2	4- 2	4- 1				
2- 2	0- 0	0- 1	HOME	0- 1	2- 0	2- 0				
2- 3	0- 0	0- 0	AWAY	0- 1	2- 2	2- 1				
0- 0	0- 0	0- 0	NEUTRAL	0- 0	0- 0	0- 0				

RPI 1-25				RPI 26-50				RPI 51-100				RPI 101+				Team's RPI: 197	
RPI	S	Opponent	Score	RPI	S	Opponent	Score	RPI	S	Opponent	Score	RPI	S	Opponent	Score		
				32	H	Northern Colo.	63 71	66	A	American	53 66	105	A	Western Ill.	93 118		
				41	H	South Dakota St.	58 69	71	A	South Dakota	51 79	108	N	Liberty	69 82		
								71	H	South Dakota	60 82	112	H	Colorado St.	56 61		
								78	H	Wyoming	51 61	205	A	Oral Roberts	60 90		
								95	N	Miami (OH)	52 69	209	N	Eastern Mich.	60 54		
												233	A	Omaha	85 74		
												258	A	UMKC	77 68		
												267	H	North Dakota St.	98 79		
												290	A	Utah St.	74 72		
												298	A	Cal St. Fullerton	83 58		
												307	H	Utah Valley	72 53		
												312	A	Air Force	75 54		
												318	A	Fort Wayne	73 55		
												318	H	Fort Wayne	86 65		
												324	H	Northern Ariz.	80 73		
												327	A	UMBC	70 48		
LAST 12 Division I GAMES:																	
				318	H	Fort Wayne	86 65	41	H	South Dakota St.	58 69						
				71	H	South Dakota	60 82	318	A	Fort Wayne	73 55						
				105	A	Western Ill.	93 118	307	H	Utah Valley	72 53						
				205	A	Oral Roberts	60 90	71	A	South Dakota	51 79						
				233	A	Omaha	85 74	258	A	UMKC	77 68						
				267	H	North Dakota St.	98 79	108	N	Liberty	69 82						

Non-Div I Games: Chadron St. 99 55

Denver

Average RPI Win:	314	WON-LOST	WINNING	LAST 10	STRENGTH OF	OPP. STRENGTH	TEAM	ADJ.	CONF.	ADJ CONF.
Average RPI Loss:	139	RECORD	PCT. RANK	GAMES	SCHEDULE	OF SCHEDULE	RPI	RPI	RPI	RPI
DIV. I ONLY	1- 21	346	1- 9	138	124	309	309	11	11	
DIV. I NON-CONF.	0- 11	337	0- 1	185	59	335	335	13	13	

TOTALS	RPI 1-25	RPI 26-50	W-L RECORDS	RPI 51-100	RPI 101-999	RPI 201+				
1- 21	0- 1	0- 1	OVERALL	0- 5	1- 14	1- 6				
0- 11	0- 1	0- 1	HOME	0- 3	0- 6	0- 3				
1- 8	0- 0	0- 0	AWAY	0- 2	1- 6	1- 2				
0- 2	0- 0	0- 0	NEUTRAL	0- 0	0- 2	0- 1				
0- 11	0- 0	0- 1	NON-CONFERENCE	0- 3	0- 7	0- 2				
0- 5	0- 0	0- 1	HOME	0- 2	0- 2	0- 1				
0- 4	0- 0	0- 0	AWAY	0- 1	0- 3	0- 0				
0- 2	0- 0	0- 0	NEUTRAL	0- 0	0- 2	0- 1				
1- 10	0- 1	0- 0	CONFERENCE	0- 2	1- 7	1- 4				
0- 6	0- 1	0- 0	HOME	0- 1	0- 4	0- 2				
1- 4	0- 0	0- 0	AWAY	0- 1	1- 3	1- 2				
0- 0	0- 0	0- 0	NEUTRAL	0- 0	0- 0	0- 0				

RPI 1-25				RPI 26-50				RPI 51-100				RPI 101+ Team's RPI: 309			
RPI	S	Opponent	Score	RPI	S	Opponent	Score	RPI	S	Opponent	Score	RPI	S	Opponent	Score
13	H	Green Bay	27 85	34	H	Michigan	50 86	60	H	Michigan St.	60 97	109	A	Western Mich.	62 74
								61	H	Tol edo	64 81	115	H	Milwaukee	61 70
								64	A	IUPUI	62 90	124	A	Cleveland St.	50 75
								93	H	Wright St.	60 88	124	H	Cleveland St.	76 90
								95	A	Miami (OH)	64 91	139	A	Kent St.	74 82
												149	N	Clemson	44 72
												181	H	Bowling Green	81 85
												200	A	Illinois	65 73
												204	A	Oakland	50 83
												209	H	Eastern Mich.	76 78
												225	A	Youngstown St.	59 76
												225	H	Youngstown St.	52 72
												238	H	Northern Ky.	67 78
												251	N	North Texas	57 63
												314	A	Ill.-Chicago	61 58

LAST 12 Division I GAMES:															
225	H	Youngstown St.	52 72	64	A	IUPUI	62 90	225	H	Wright St.	60 88	238	H	Northern Ky.	67 78
124	H	Cleveland St.	76 90	93	H	Wright St.	60 88	124	A	Cleveland St.	50 75	225	A	Youngstown St.	59 76
204	A	Oakland	50 83	238	H	Northern Ky.	67 78	61	H	Tol edo	64 81				
115	H	Milwaukee	61 70												
13	H	Green Bay	27 85												
314	A	Ill.-Chicago	61 58												

Non-Div I Games:

Detroit Mercy

Average RPI Win:	203	WON-LOST	WINNING	LAST 10	STRENGTH OF	OPP. STRENGTH	TEAM	ADJ.	CONF.	ADJ CONF.
Average RPI Loss:	49	RECORD	PCT. RANK	GAMES	SCHEDULE	OF SCHEDULE	RPI	RPI	RPI	RPI
DIV. I ONLY	15- 7	74	10- 0	109	131	86	86	24	24	
DIV. I NON-CONF.	4- 7	226	0- 1	19	22	136	136	22	22	

TOTALS	RPI 1-25	RPI 26-50	W-L RECORDS	RPI 51-100	RPI 101-999	RPI 201+				
15- 7	0- 2	0- 2	OVERALL	0- 3	15- 0	7- 0				
10- 3	0- 0	0- 2	HOME	0- 1	10- 0	4- 0				
4- 3	0- 2	0- 0	AWAY	0- 1	4- 0	2- 0				
1- 1	0- 0	0- 0	NEUTRAL	0- 1	1- 0	1- 0				
4- 7	0- 2	0- 2	NON-CONFERENCE	0- 3	4- 0	1- 0				
3- 3	0- 0	0- 2	HOME	0- 1	3- 0	0- 0				
0- 3	0- 2	0- 0	AWAY	0- 1	0- 0	0- 0				
1- 1	0- 0	0- 0	NEUTRAL	0- 1	1- 0	1- 0				
11- 0	0- 0	0- 0	CONFERENCE	0- 0	11- 0	6- 0				
7- 0	0- 0	0- 0	HOME	0- 0	7- 0	4- 0				
4- 0	0- 0	0- 0	AWAY	0- 0	4- 0	2- 0				
0- 0	0- 0	0- 0	NEUTRAL	0- 0	0- 0	0- 0				

RPI 1-25				RPI 26-50				RPI 51-100 Team's RPI: 86				RPI 101+			
RPI	S	Opponent	Score	RPI	S	Opponent	Score	RPI	S	Opponent	Score	RPI	S	Opponent	Score
7	A	Oregon	77 110	39	H	Creighton	100 108	56	H	Nebraska	84 89	108	H	Liberty	96 68
23	A	Iowa	66 79	41	H	South Dakota St.	78 85	78	A	Wyoming	61 75	115	H	Milwaukee	77 73
								96	N	George Mason	75 87	116	A	Missouri St.	80 68
												116	H	Missouri St.	84 65
												117	H	Iowa St.	83 80
												141	A	Southern Ill.	75 64
												141	H	Southern Ill.	84 73
												154	H	UNI	81 64
												248	A	Bradley	84 75
												255	H	Indiana St.	85 64
												266	A	Illinois St.	65 58
												289	H	Valparaiso	86 50
												295	H	Loyola Chicago	72 46
												341	N	Mississippi Val.	96 60
												348	H	Evansville	107 66

LAST 12 Division I GAMES:															
				116	H	Missouri St.	84 65	255	H	Indiana St.	85 64				
				141	H	Southern Ill.	84 73	141	A	Southern Ill.	75 64				
				248	A	Bradley	84 75	116	A	Missouri St.	80 68				
				266	A	Illinois St.	65 58	295	H	Loyola Chicago	72 46				
				154	H	UNI	81 64	289	H	Valparaiso	86 50				
				348	H	Evansville	107 66	23	A	Iowa	66 79				

Non-Div I Games: Iowa Wesleyan 102 25

Drake

Average RPI	Win:	198	WON-LOST	WINNING	LAST 10	STRENGTH OF	OPP. STRENGTH	TEAM	ADJ.	CONF.	ADJ CONF.
Average RPI	Loss:	63	RECORD	PCT. RANK	GAMES	SCHEDULE	OF SCHEDULE	RPI	RPI	RPI	RPI
DIV. I ONLY		18- 5	33	9- 1	147	132	57	57	10	10	
DIV. I NON-CONF.		8- 4	87	1- 0	198	92	88	88	12	12	
<hr/>											
TOTALS	RPI 1-25		RPI 26-50		W-L RECORDS	RPI 51-100		RPI 101-999		RPI 201+	
18- 5	0- 0		0- 1		OVERALL	2- 4		16- 0		10- 0	
10- 0	0- 0		0- 0		HOME	1- 0		9- 0		6- 0	
7- 3	0- 0		0- 1		AWAY	0- 2		7- 0		4- 0	
1- 2	0- 0		0- 0		NEUTRAL	1- 2		0- 0		0- 0	
8- 4	0- 0		0- 1		NON-CONFERENCE	1- 3		7- 0		5- 0	
4- 0	0- 0		0- 0		HOME	0- 0		4- 0		3- 0	
3- 2	0- 0		0- 1		AWAY	0- 1		3- 0		2- 0	
1- 2	0- 0		0- 0		NEUTRAL	1- 2		0- 0		0- 0	
10- 1	0- 0		0- 0		CONFERENCE	1- 1		9- 0		5- 0	
6- 0	0- 0		0- 0		HOME	1- 0		5- 0		3- 0	
4- 1	0- 0		0- 0		AWAY	0- 1		4- 0		2- 0	
0- 0	0- 0		0- 0		NEUTRAL	0- 0		0- 0		0- 0	

RPI 1-25				RPI 26-50				RPI 51-100				RPI 101+			
RPI	S	Opponent	Score	RPI	S	Opponent	Score	RPI	S	Opponent	Score	RPI	S	Opponent	Score
				38	A	Syracuse	62 72	53	N	West Virginia	42 75	128	H	Delaware	74 53
								63	N	Virginia Tech	67 79	134	A	Northeastern	69 58
								67	H	Elon	58 56	134	H	Northeastern	58 50
								81	A	Penn St.	70 84	136	H	Bucknell	63 54
								82	A	James Madison	48 56	137	A	William & Mary	65 58
								97	N	Butler	76 62	183	A	Saint Joseph's	65 58
												229	A	Niagara	66 65
												230	A	Hofstra	58 47
												230	H	Hofstra	47 38
												232	H	La Salle	79 54
												243	H	Lafayette	52 37
												260	A	Col. of Charleston	80 53
												263	H	Towson	78 53
												264	H	UNCW	68 42
												270	H	Cornell	61 39
												328	A	Delaware St.	73 52
<hr/>															
LAST 12 Division I GAMES:															
				260	A	Col. of Charleston	80 53	264	H	UNCW	68 42				
				263	H	Towson	78 53	82	A	James Madison	48 56				
				134	H	Northeastern	58 50	137	A	William & Mary	65 58				
				67	H	Elon	58 56	230	H	Hofstra	47 38				
				230	A	Hofstra	58 47	128	H	Delaware	74 53				
				134	A	Northeastern	69 58	270	H	Cornell	61 39				

Non-Div I Games:

Drexel

Average RPI Win:	139	WON-LOST	WINNING	LAST 10	STRENGTH OF	OPP. STRENGTH	TEAM	ADJ.	CONF.	ADJ CONF.
Average RPI Loss:	32	RECORD	PCT. RANK	GAMES	SCHEDULE	OF SCHEDULE	RPI	RPI	RPI	RPI
DIV. I ONLY	18- 6	45	7- 3	29	25	19	19	1	1	
DIV. I NON-CONF.	11- 2	22	1- 0	85	94	24	24	1	1	

TOTALS	RPI 1-25	RPI 26-50	W-L RECORDS	RPI 51-100	RPI 101-999	RPI 201+				
18- 6	2- 3	2- 2	OVERALL	4- 1	10- 0	5- 0				
13- 1	2- 1	2- 0	HOME	3- 0	6- 0	3- 0				
5- 5	0- 2	0- 2	AWAY	1- 1	4- 0	2- 0				
0- 0	0- 0	0- 0	NEUTRAL	0- 0	0- 0	0- 0				
11- 2	1- 1	1- 1	NON-CONFERENCE	2- 0	7- 0	5- 0				
9- 0	1- 0	1- 0	HOME	2- 0	5- 0	3- 0				
2- 2	0- 1	0- 1	AWAY	0- 0	2- 0	2- 0				
0- 0	0- 0	0- 0	NEUTRAL	0- 0	0- 0	0- 0				
7- 4	1- 2	1- 1	CONFERENCE	2- 1	3- 0	0- 0				
4- 1	1- 1	1- 0	HOME	1- 0	1- 0	0- 0				
3- 3	0- 1	0- 1	AWAY	1- 1	2- 0	0- 0				
0- 0	0- 0	0- 0	NEUTRAL	0- 0	0- 0	0- 0				

RPI 1-25				Team's RPI: 19				RPI 26-50				RPI 51-100				RPI 101+			
RPI	S	Opponent	Score	RPI	S	Opponent	Score	RPI	S	Opponent	Score	RPI	S	Opponent	Score	RPI	S	Opponent	Score
2	H	Notre Dame	54 72	26	A	Villanova	55 64	63	A	Virginia Tech	86 75	102	A	Wake Forest	80 67				
4	A	Louisville	60 66	28	H	Virginia	55 48	65	H	Georgia Tech	77 59	108	H	Liberty	68 51				
5	H	Ohio St.	69 60	49	H	Oregon St.	72 65	77	H	Maine	69 39	146	A	Pittsburgh	58 46				
17	H	NC State	69 56	50	A	Miami (FL)	48 51	78	H	Wyoming	63 40	150	H	High Point	77 50				
21	A	South Carolina	52 72					91	A	North Carolina	86 92	196	H	Boston College	75 50				
												231	H	UNCG	85 54				
												259	H	Presbyterian	79 45				
												278	A	Grand Canyon	74 61				
												311	A	Old Dominion	84 51				
												339	H	Winthrop	101 30				
LAST 12 Division I GAMES:																			
2	H	Notre Dame	54 72	28	H	Virginia	55 48	102	A	Wake Forest	80 67								
65	H	Georgia Tech	77 59	17	H	NC State	69 56	4	A	Louisville	60 66								
146	A	Pittsburgh	58 46	50	A	Miami (FL)	48 51	50	A	Miami (FL)	48 51								
196	H	Boston College	75 50	108	H	Liberty	68 51												
91	A	North Carolina	86 92																
63	A	Virginia Tech	86 75																

Non-Div I Games:

Duke

Duquesne				Through Games Of Feb. 5, 2018							
Average RPI	Win:	190	WON-LOST	WINNING	LAST 10	STRENGTH OF	OPP. STRENGTH	TEAM	ADJ.	CONF.	ADJ CONF.
Average RPI	Loss:	91	RECORD	PCT. RANK	GAMES	SCHEDULE	OF SCHEDULE	RPI	RPI	RPI	RPI
DIV. I ONLY		19- 4		16	9- 1	182	99	48	48	12	12
DIV. I NON-CONF.		10- 3		51	1- 1	183	41	54	54	10	10

TOTALS	RPI 1-25		RPI 26-50		W-L RECORDS	RPI 51-100		RPI 101-999		RPI 201+	
19- 4	0- 1		2- 1		OVERALL	2- 0		15- 2		10- 0	
10- 0	0- 0		1- 0		HOME	2- 0		7- 0		6- 0	
8- 3	0- 0		1- 1		AWAY	0- 0		7- 2		3- 0	
1- 1	0- 1		0- 0		NEUTRAL	0- 0		1- 0		1- 0	
10- 3	0- 1		2- 0		NON-CONFERENCE	1- 0		7- 2		5- 0	
6- 0	0- 0		1- 0		HOME	1- 0		4- 0		3- 0	
3- 2	0- 0		1- 0		AWAY	0- 0		2- 2		1- 0	
1- 1	0- 1		0- 0		NEUTRAL	0- 0		1- 0		1- 0	
9- 1	0- 0		0- 1		CONFERENCE	1- 0		8- 0		5- 0	
4- 0	0- 0		0- 0		HOME	1- 0		3- 0		3- 0	
5- 1	0- 0		0- 1		AWAY	0- 0		5- 0		2- 0	
0- 0	0- 0		0- 0		NEUTRAL	0- 0		0- 0		0- 0	

RPI 1-25				RPI 26-50				Team's RPI: 48				RPI 51-100				RPI 101+			
RPI	S	Opponent	Score	RPI	S	Opponent	Score	RPI	S	Opponent	Score	RPI	S	Opponent	Score	RPI	S	Opponent	Score
1	N	UConn	52 104	28	A	Virginia	74 63	61	H	Toledo	73 54	111	A	George Washington	54 53				
				29	H	Central Mich.	64 61	96	H	George Mason	71 64	129	H	Saint Francis (PA)	87 68				
				43	A	Dayton	70 79					144	A	ETSU	77 81				
												146	A	Pittsburgh	66 53				
												153	A	Dav idson	79 54				
												176	A	Charlotte	72 75				
												183	A	Saint Joseph' s	61 42				
												207	A	Ri chmond	78 70				
												217	H	Akron	66 60				
												224	N	N. C. A&T	73 60				
												232	H	La Salle	78 50				
												237	H	St. Bonaventure	73 59				
												288	H	Central Conn. St.	83 58				
												291	H	Massachusetts	60 57				
												299	A	VCU	70 51				
												338	H	Iona	80 59				
												339	A	Winthrop	81 54				
LAST 12 Division I GAMES:																			
207	A	Ri chmond	78 70	111	A	George Washington	54 53	299	A	VCU	70 51	153	A	Dav idson	79 54				
43	A	Dayton	70 79	291	H	Massachusetts	60 57	1	N	UConn	52 104	29	H	Central Mich.	64 61				
237	H	St. Bonaventure	73 59																
183	A	Saint Joseph' s	61 42																
96	H	George Mason	71 64																
232	H	La Salle	78 50																

Non-Div I Games:

Duquesne

Average RPI Win:	233	WON-LOST	WINNING	LAST 10	STRENGTH OF	OPP. STRENGTH	TEAM	ADJ.	CONF.	ADJ CONF.
Average RPI Loss:	85	RECORD	PCT. RANK	GAMES	SCHEDULE	OF SCHEDULE	RPI	RPI	RPI	RPI
DIV. I ONLY	13- 10	136	7- 2	210	92	144	144	17	17	
DIV. I NON-CONF.	6- 8	209	0- 2	160	27	164	164	16	16	

TOTALS	RPI 1-25	RPI 26-50	W-L RECORDS	RPI 51-100	RPI 101-999	RPI 201+				
13- 10	0- 3	1- 1	OVERALL	1- 3	11- 3	8- 2				
7- 3	0- 0	1- 0	HOME	1- 2	5- 1	3- 1				
6- 4	0- 2	0- 1	AWAY	0- 0	6- 1	5- 1				
0- 3	0- 1	0- 0	NEUTRAL	0- 1	0- 1	0- 0				
6- 8	0- 3	1- 1	NON-CONFERENCE	0- 2	5- 2	4- 1				
3- 2	0- 0	1- 0	HOME	0- 1	2- 1	1- 1				
3- 3	0- 2	0- 1	AWAY	0- 0	3- 0	3- 0				
0- 3	0- 1	0- 0	NEUTRAL	0- 1	0- 1	0- 0				
7- 2	0- 0	0- 0	CONFERENCE	1- 1	6- 1	4- 1				
4- 1	0- 0	0- 0	HOME	1- 1	3- 0	2- 0				
3- 1	0- 0	0- 0	AWAY	0- 0	3- 1	2- 1				
0- 0	0- 0	0- 0	NEUTRAL	0- 0	0- 0	0- 0				

RPI 1-25				RPI 26-50				RPI 51-100				RPI 101+ Team's RPI: 144							
RPI	S	Opponent	Score	RPI	S	Opponent	Score	RPI	S	Opponent	Score	RPI	S	Opponent	Score				
2	N	Notre Dame	46 77	44	A	Houston	69 88	58	H	Mercer	65 85	109	N	Western Mi ch.	79 87				
11	A	Tennessee	49 87	48	H	Duquesne	81 77	60	H	Michigan St.	74 83	142	H	Cincinnati	87 77				
17	A	NC State	58 70					83	N	Washington St.	76 80	166	H	Samford	76 48				
								92	H	Chattanooga	65 58	188	A	Furman	69 57				
												231	A	UNCG	61 65				
												231	H	UNCG	60 52				
												238	H	Northern Ky.	45 57				
												269	A	Appalachian St.	70 57				
												271	A	Wofford	61 58				
												306	A	Murray St.	96 68				
												326	A	Western Caro.	76 46				
												326	H	Western Caro.	66 50				
												329	H	Tennessee Tech	74 55				
												339	A	Winthrop	74 63				

LAST 12 Division I GAMES:																			
326	A	Western Caro.	76 46	92	H	Chattanooga	65 58	231	H	UNCG	60 52								
231	A	UNCG	61 65	326	H	Western Caro.	66 50	238	H	Northern Ky.	45 57								
166	H	Samford	76 48	60	H	Michigan St.	74 83	17	A	NC State	58 70								
58	H	Mercer	65 85																
271	A	Wofford	61 58																
188	A	Furman	69 57																

Non-Div I Games: North Greenville 90 67

ETSU

Average RPI Win:	227	WON-LOST	WINNING	LAST 10	STRENGTH OF	OPP. STRENGTH	TEAM	ADJ.	CONF.	ADJ CONF.
Average RPI Loss:	154	RECORD	PCT. RANK	GAMES	SCHEDULE	OF SCHEDULE	RPI	RPI	RPI	RPI
DIV. I ONLY	13- 10	136	5- 5	276	144	218	218	8	8	
DIV. I NON-CONF.	8- 5	111	2- 0	324	334	258	258	7	7	

TOTALS	RPI 1-25	RPI 26-50	W-L RECORDS	RPI 51-100	RPI 101-999	RPI 201+				
13- 10	0- 1	1- 0	OVERALL	0- 1	12- 8	8- 3				
10- 4	0- 1	1- 0	HOME	0- 0	9- 3	6- 1				
2- 4	0- 0	0- 0	AWAY	0- 1	2- 0	1- 0				
1- 2	0- 0	0- 0	NEUTRAL	0- 0	1- 2	1- 0				
8- 5	0- 0	0- 0	NON-CONFERENCE	0- 0	8- 5	7- 2				
6- 2	0- 0	0- 0	HOME	0- 0	6- 2	5- 1				
1- 1	0- 0	0- 0	AWAY	0- 0	1- 1	1- 1				
1- 2	0- 0	0- 0	NEUTRAL	0- 0	1- 2	1- 0				
5- 5	0- 1	1- 0	CONFERENCE	0- 1	4- 3	1- 1				
4- 2	0- 1	1- 0	HOME	0- 0	3- 1	1- 0				
1- 3	0- 0	0- 0	AWAY	0- 1	1- 2	0- 1				
0- 0	0- 0	0- 0	NEUTRAL	0- 0	0- 0	0- 0				

RPI 1-25				RPI 26-50				RPI 51-100				RPI 101+ Team's RPI: 218			
RPI	S	Opponent	Score	RPI	S	Opponent	Score	RPI	S	Opponent	Score	RPI	S	Opponent	Score
1	H	UConn	35 96	44	H	Houston	80 78	98	A	Tulane	58 64	122	N	UTEP	79 93
												137	H	William & Mary	65 71
												142	A	Cincinnati	79 70
												142	H	Cincinnati	54 66
												156	H	Wichita St.	77 67
												168	H	Tulsa	73 67
												173	N	Jacksonville St.	73 82
												176	H	Charlotte	58 55
												178	A	Memphis	36 72
												207	H	Richmond	64 65
												214	A	SMU	51 65
												214	H	SMU	76 47
												216	H	Norfolk St.	51 46
												264	A	UNCW	62 66
												268	N	Rider	66 63
												294	A	Kennesaw St.	66 56
												296	H	USC Upstate	66 53
												301	H	UMES	64 54
												334	H	N.C. Central	73 61
												340	H	Savannah St.	103 37

LAST 12 Division I GAMES:															
214	H	SMU	76 47	168	H	Tulsa	73 67	178	A	Memphis	36 72	1	H	UConn	35 96
156	H	Wichita St.	77 67	178	A	Memphis	36 72	1	H	UConn	35 96	142	H	Cincinnati	54 66
142	A	Cincinnati	79 70	1	H	UConn	35 96	142	H	Cincinnati	54 66	44	H	Houston	80 78
98	A	Tulane	58 64	142	H	Cincinnati	54 66	301	H	UMES	64 54	214	A	SMU	51 65
44	H	Houston	80 78	301	H	UMES	64 54	340	H	Savannah St.	103 37				
214	A	SMU	51 65	340	H	Savannah St.	103 37								

Non-Div I Games:

East Carolina

■ Loss,
 ■ Non-Conf,
 S Site,
 ■ Home
 ■ Away
 N Neutral

Average RPI Win:	342	WON-LOST	WINNING	LAST 10	STRENGTH OF	OPP. STRENGTH	TEAM	ADJ.	CONF.	ADJ CONF.
Average RPI Loss:	211	RECORD	PCT. RANK	GAMES	SCHEDULE	OF SCHEDULE	RPI	RPI	RPI	RPI
DIV. I ONLY	2- 21	343	1- 9	302	334	347	347	26	26	
DIV. I NON-CONF.	1- 10	327	0- 0	305	321	347	347	27	27	

TOTALS	RPI 1-25	RPI 26-50	W-L RECORDS	RPI 51-100	RPI 101-999	RPI 201+				
2- 21	0- 0	0- 0	OVERALL	0- 3	2- 18	2- 12				
2- 9	0- 0	0- 0	HOME	0- 1	2- 8	2- 6				
0- 11	0- 0	0- 0	AWAY	0- 2	0- 9	0- 6				
0- 1	0- 0	0- 0	NEUTRAL	0- 0	0- 1	0- 0				
1- 10	0- 0	0- 0	NON-CONFERENCE	0- 1	1- 9	1- 4				
1- 4	0- 0	0- 0	HOME	0- 0	1- 4	1- 3				
0- 5	0- 0	0- 0	AWAY	0- 1	0- 4	0- 1				
0- 1	0- 0	0- 0	NEUTRAL	0- 0	0- 1	0- 0				
1- 11	0- 0	0- 0	CONFERENCE	0- 2	1- 9	1- 8				
1- 5	0- 0	0- 0	HOME	0- 1	1- 4	1- 3				
0- 6	0- 0	0- 0	AWAY	0- 1	0- 5	0- 5				
0- 0	0- 0	0- 0	NEUTRAL	0- 0	0- 0	0- 0				

RPI 1-25				RPI 26-50				RPI 51-100				RPI 101+ Team's RPI: 347					
RPI	S	Opponent	Score	RPI	S	Opponent	Score	RPI	S	Opponent	Score	RPI	S	Opponent	Score		
								68	A	Belmont	37	59	124	A	Cleveland St.	69	77
								68	H	Belmont	58	86	128	N	Delaware	37	66
								93	A	Wright St.	46	81	135	H	Northern Ill.	64	93
												173	H	Jacksonville St.	50	59	
												183	A	Saint Joseph's	62	80	
												191	A	Northwestern	40	74	
												211	H	UT Martin	44	72	
												215	A	Morehead St.	81	89	
												220	H	Southeast Mo. St.	54	77	
												227	A	Austin Peay	59	69	
												248	H	Bradley	52	67	
												251	H	North Texas	61	63	
												289	H	Valparaiso	67	76	
												306	A	Murray St.	61	72	
												310	A	Eastern Ky.	51	67	
												318	A	Fort Wayne	77	93	
												329	H	Tennessee Tech	57	60	
												336	A	Tennessee St.	68	86	
												336	H	Tennessee St.	66	59	
												348	H	Evansville	79	52	
LAST 12 Division I GAMES:																	
329	H	Tennessee Tech	57	60	68	H	Belmont	58	86								
173	H	Jacksonville St.	50	59	336	H	Tennessee St.	66	59								
336	A	Tennessee St.	68	86	310	A	Eastern Ky.	51	67								
68	A	Belmont	37	59	215	A	Morehead St.	81	89								
220	H	Southeast Mo. St.	54	77	227	A	Austin Peay	59	69								
211	H	UT Martin	44	72	306	A	Murray St.	61	72								

Non-Div I Games:

Eastern Ill.

Average RPI Win: 289		WON-LOST RECORD	WINNING PCT. RANK	LAST 10 GAMES	STRENGTH OF SCHEDULE	OPP. STRENGTH OF SCHEDULE	TEAM RPI	ADJ. RPI	CONF. RPI	ADJ. CONF. RPI
Average RPI Loss: 180										
DIV. I ONLY		6- 14	279	3- 7	320	214	310	310	26	26
DIV. I NON-CONF.		2- 6	280	0- 0	298	67	292	292	27	27
TOTALS		RPI 1-25	RPI 26-50	W-L RECORDS	RPI 51-100	RPI 101-999	RPI 201+			
6- 14	0- 0		0- 0	OVERALL	0- 3	6- 11	5- 6			
4- 5	0- 0		0- 0	HOME	0- 2	4- 3	3- 1			
2- 9	0- 0		0- 0	AWAY	0- 1	2- 8	2- 5			
0- 0	0- 0		0- 0	NEUTRAL	0- 0	0- 0	0- 0			
2- 6	0- 0		0- 0	NON-CONFERENCE	0- 2	2- 4	2- 1			
1- 2	0- 0		0- 0	HOME	0- 1	1- 1	1- 0			
1- 4	0- 0		0- 0	AWAY	0- 1	1- 3	1- 1			
0- 0	0- 0		0- 0	NEUTRAL	0- 0	0- 0	0- 0			
4- 8	0- 0		0- 0	CONFERENCE	0- 1	4- 7	3- 5			
3- 3	0- 0		0- 0	HOME	0- 1	3- 2	2- 1			
1- 5	0- 0		0- 0	AWAY	0- 0	1- 5	1- 4			
0- 0	0- 0		0- 0	NEUTRAL	0- 0	0- 0	0- 0			

RPI 1-25				RPI 26-50				RPI 51-100				RPI 101+				Team's RPI: 310	
RPI	S	Opponent	Score	RPI	S	Opponent	Score	RPI	S	Opponent	Score	RPI	S	Opponent	Score		
								68	H	Belmont	55	77	133	H	SIUE	60	62
								76	H	Ohio	57	69	139	H	Kent St.	57	65
								96	A	George Mason	41	64	142	A	Cincinnati	53	64
													173	A	Jacksonville St.	51	65
													173	H	Jacksonville St.	48	44
													181	A	Bowling Green	60	77
													211	A	UT Martin	49	77
													217	A	Akron	45	62
													220	A	Southeast Mo. St.	55	69
													227	A	Austin Peay	45	59
													231	H	UNCG	70	59
													306	A	Murray St.	68	75
													326	A	Western Caro.	62	59
													329	A	Tennessee Tech	76	68
													329	H	Tennessee Tech	55	53
													336	H	Tennessee St.	58	59
													347	H	Eastern Ill.	67	51
LAST 12 Division I GAMES:																	
				336	H	Tennessee St.	58	59	220	A	Southeast Mo. St.	55	69				
				68	H	Belmont	55	77	211	A	UT Martin	49	77				
				306	A	Murray St.	68	75	347	H	Eastern Ill.	67	51				
				227	A	Austin Peay	45	59	133	H	SIUE	60	62				
				173	H	Jacksonville St.	48	44	329	A	Tennessee Tech	76	68				
				329	H	Tennessee Tech	55	53	173	A	Jacksonville St.	51	65				

Non-Div I Games:	Ohio Christian	69	45
------------------	----------------	----	----

Eastern Ky.

Loss, Non-Conf, S Site, H Home A Away N Neutral

Average RPI Win:	198	WON-LOST	WINNING	LAST 10	STRENGTH OF	OPP. STRENGTH	TEAM	ADJ.	CONF.	ADJ CONF.
Average RPI Loss:	148	RECORD	PCT. RANK	GAMES	SCHEDULE	OF SCHEDULE	RPI	RPI	RPI	RPI
DIV. I ONLY	8- 12	232	5- 5	183	181	209	209	7	7	
DIV. I NON-CONF.	3- 7	254	2- 0	334	333	319	319	8	8	

TOTALS	RPI 1-25	RPI 26-50	W-L RECORDS	RPI 51-100	RPI 101-999	RPI 201+				
8- 12	0- 1	0- 1	OVERALL	2- 2	6- 8	3- 3				
4- 3	0- 0	0- 1	HOME	1- 1	3- 1	2- 0				
4- 8	0- 1	0- 0	AWAY	1- 1	3- 6	1- 3				
0- 1	0- 0	0- 0	NEUTRAL	0- 0	0- 1	0- 0				
3- 7	0- 0	0- 0	NON-CONFERENCE	0- 1	3- 6	3- 3				
2- 0	0- 0	0- 0	HOME	0- 0	2- 0	2- 0				
1- 6	0- 0	0- 0	AWAY	0- 1	1- 5	1- 3				
0- 1	0- 0	0- 0	NEUTRAL	0- 0	0- 1	0- 0				
5- 5	0- 1	0- 1	CONFERENCE	2- 1	3- 2	0- 0				
2- 3	0- 0	0- 1	HOME	1- 1	1- 1	0- 0				
3- 2	0- 1	0- 0	AWAY	1- 0	2- 1	0- 0				
0- 0	0- 0	0- 0	NEUTRAL	0- 0	0- 0	0- 0				

RPI	S	Opponent	Score	RPI	S	Opponent	Score	RPI	S	Opponent	Score	RPI	S	Opponent	Score	Team's RPI: 209
22	A	Buffalo	92 97	29	H	Central Mich.	72 95	52	A	Minnesota	56 80	109	H	Western Mich.	69 67	
								61	H	Toledo	70 57	124	A	Cleveland St.	65 77	
								95	A	Miami (OH)	74 59	135	A	Northern Ill.	83 76	
								95	H	Miami (OH)	69 73	139	A	Kent St.	69 76	
												139	H	Kent St.	60 67	
												159	A	Loyola Marymount	64 73	
												181	A	Bowling Green	54 52	
												197	N	Denver	54 60	
												237	A	St. Bonaventure	51 70	
												266	A	Illinois St.	56 65	
												309	A	Detroit Mercy	78 76	
												314	A	Ill. -Chicago	70 73	
												343	H	Florida A&M	83 61	
												349	H	Longwood	73 44	

LAST 12 Division I GAMES:																
29	H	Central Mich.	72 95	139	A	Kent St.	69 76									
22	A	Buffalo	92 97	61	H	Toledo	70 57									
95	H	Miami (OH)	69 73	181	A	Bowling Green	54 52									
135	A	Northern Ill.	83 76	139	H	Kent St.	60 67									
109	H	Western Mich.	69 67	349	H	Longwood	73 44									
95	A	Miami (OH)	74 59	309	A	Detroit Mercy	78 76									

Non-Div I Games: Rochester College 62 29

Eastern Mich.

Average RPI	Win:	242	WON-LOST	WINNING	LAST 10	STRENGTH OF	OPP. STRENGTH	TEAM	ADJ.	CONF.	ADJ CONF.
Average RPI	Loss:	91	RECORD	PCT. RANK	GAMES	SCHEDULE	OF SCHEDULE	RPI	RPI	RPI	RPI
DIV. I ONLY	11- 11	171	7- 3	220	94	195	195	19	19		
DIV. I NON-CONF.	4- 7	226	1- 0	79	131	169	169	15	15		

TOTALS	RPI 1-25	RPI 26-50	W-L RECORDS	RPI 51-100	RPI 101-999	RPI 201+					
11- 11	0- 1	0- 4	OVERALL	0- 1	11- 5	7- 0					
8- 3	0- 0	0- 1	HOME	0- 0	8- 2	4- 0					
2- 7	0- 1	0- 3	AWAY	0- 0	2- 3	2- 0					
1- 1	0- 0	0- 0	NEUTRAL	0- 1	1- 0	1- 0					
4- 7	0- 1	0- 2	NON-CONFERENCE	0- 1	4- 3	3- 0					
2- 2	0- 0	0- 0	HOME	0- 0	2- 2	1- 0					
1- 4	0- 1	0- 2	AWAY	0- 0	1- 1	1- 0					
1- 1	0- 0	0- 0	NEUTRAL	0- 1	1- 0	1- 0					
7- 4	0- 0	0- 2	CONFERENCE	0- 0	7- 2	4- 0					
6- 1	0- 0	0- 1	HOME	0- 0	6- 0	3- 0					
1- 3	0- 0	0- 1	AWAY	0- 0	1- 2	1- 0					
0- 0	0- 0	0- 0	NEUTRAL	0- 0	0- 0	0- 0					

RPI 1-25				RPI 26-50				RPI 51-100				RPI 101+ Team's RPI: 195			
RPI	S	Opponent	Score	RPI	S	Opponent	Score	RPI	S	Opponent	Score	RPI	S	Opponent	Score
7	A	Oregon	40 81	32	A	Northern Colo.	62 68	79	N	Saint Mary's (CA)	56 76	119	H	BYU	69 73
				32	H	Northern Colo.	65 70					147	A	Fresno St.	56 81
				35	A	Purdue	40 65					155	A	Portland St.	60 75
				42	A	Gonzaga	45 69					155	H	Portland St.	64 57
												158	A	North Dakota	79 81
												158	H	North Dakota	74 70
												161	H	Cal Poly	75 72
												162	H	Idaho	71 64
												193	H	Boise St.	57 61
												211	N	UT Martin	61 58
												285	A	Sacramento St.	83 72
												285	H	Sacramento St.	83 76
												302	H	Southern Utah	58 41
												307	H	Utah Valley	61 41
												312	A	Air Force	65 63
												324	H	Northern Ariz.	82 62

LAST 12 Division I GAMES:															
				155	H	Portland St.	64 57	162	H	Idaho	71 64				
				285	H	Sacramento St.	83 76	285	A	Sacramento St.	83 72				
				32	A	Northern Colo.	62 68	155	A	Portland St.	60 75				
				158	A	North Dakota	79 81	158	H	North Dakota	74 70				
				302	H	Southern Utah	58 41	32	H	Northern Colo.	65 70				
				324	H	Northern Ariz.	82 62	211	N	UT Martin	61 58				

Non-Div I Games: Multnomah 88 42

Eastern Wash.

Loss,
Non-Conf,
S Site,
H Home
A Away
N Neutral

Average RPI Win:	198	WON-LOST	WINNING	LAST 10	STRENGTH OF	OPP. STRENGTH	TEAM	ADJ.	CONF.	ADJ CONF.
Average RPI Loss:	78	RECORD	PCT. RANK	GAMES	SCHEDULE	OF SCHEDULE	RPI	RPI	RPI	RPI
DIV. I ONLY	14- 7	78	6- 4	117	140	67	67	10	10	
DIV. I NON-CONF.	7- 3	74	1- 0	136	98	57	57	12	12	

TOTALS	RPI 1-25	RPI 26-50	W-L RECORDS	RPI 51-100	RPI 101-999	RPI 201+				
14- 7	0- 2	1- 0	OVERALL	2- 2	11- 3	7- 0				
8- 0	0- 0	0- 0	HOME	1- 0	7- 0	4- 0				
5- 6	0- 0	1- 0	AWAY	0- 0	4- 0	3- 0				
1- 1	0- 1	0- 0	NEUTRAL	1- 0	0- 0	0- 0				
7- 3	0- 2	1- 0	NON-CONFERENCE	1- 0	5- 1	3- 0				
3- 0	0- 0	0- 0	HOME	0- 0	3- 0	2- 0				
3- 2	0- 1	1- 0	AWAY	0- 0	2- 1	1- 0				
1- 1	0- 1	0- 0	NEUTRAL	1- 0	0- 0	0- 0				
7- 4	0- 0	0- 0	CONFERENCE	1- 2	6- 2	4- 0				
5- 0	0- 0	0- 0	HOME	1- 0	4- 0	2- 0				
2- 4	0- 0	0- 0	AWAY	0- 2	2- 2	2- 0				
0- 0	0- 0	0- 0	NEUTRAL	0- 0	0- 0	0- 0				

RPI 1-25				RPI 26-50				RPI 51-100 Team's RPI: 67				RPI 101+			
RPI	S	Opponent	Score	RPI	S	Opponent	Score	RPI	S	Opponent	Score	RPI	S	Opponent	Score
17	A	NC State	57 70	47	A	UCF	71 57	57	A	Drexel	56 58	102	A	Wake Forest	51 53
23	N	Iowa	61 74					82	A	James Madison	67 70	128	A	Delaware	66 80
								82	H	James Madison	50 43	128	H	Delaware	64 51
								99	N	Alabama	60 55	134	H	Northeastern	78 71
												137	A	William & Mary	75 81
												153	A	Davison	75 58
												179	H	Hampton	82 59
												224	A	N. C. A&T	90 59
												260	A	Col. of Charleston	77 55
												263	A	Towson	71 45
												263	H	Towson	84 61
												264	H	UNCW	75 67
												334	H	N. C. Central	78 50
												339	H	Winthrop	98 37
LAST 12 Division I GAMES:															
				82	H	James Madison	50 43	137	A	William & Mary	75 81				
				260	A	Col. of Charleston	77 55	82	A	James Madison	67 70				
				263	A	Towson	71 45	134	H	Northeastern	78 71				
				57	A	Drexel	56 58	128	A	Delaware	66 80				
				128	H	Delaware	64 51	264	H	UNCW	75 67				
				263	H	Towson	84 61	334	H	N. C. Central	78 50				

Non-Div I Games: Coker

106 54

E l o n

Average RPI Win:	306	WON-LOST	WINNING	LAST 10	STRENGTH OF	OPP. STRENGTH	TEAM	ADJ.	CONF.	ADJ CONF.
Average RPI Loss:	216	RECORD	PCT. RANK	GAMES	SCHEDULE	OF SCHEDULE	RPI	RPI	RPI	RPI

DIV. I ONLY	1- 18	344	0- 10	315	308	348	348	24	24
DIV. I NON-CONF.	1- 8	313	0- 2	306	342	345	345	22	22

TOTALS	RPI 1-25	RPI 26-50	W-L RECORDS	RPI 51-100	RPI 101-999	RPI 201+			
1- 18	0- 0	0- 1	OVERALL	0- 1	1- 16	1- 12			
1- 6	0- 0	0- 0	HOME	0- 0	1- 6	1- 4			
0- 12	0- 0	0- 0	AWAY	0- 0	0- 3	0- 2			
0- 0	0- 0	0- 0	NEUTRAL	0- 0	0- 0	0- 0			
1- 8	0- 0	0- 1	NON-CONFERENCE	0- 0	1- 7	1- 6			
1- 1	0- 0	0- 0	HOME	0- 0	1- 1	1- 1			
0- 7	0- 0	0- 1	AWAY	0- 0	0- 6	0- 5			
0- 0	0- 0	0- 0	NEUTRAL	0- 0	0- 0	0- 0			
0- 10	0- 0	0- 0	CONFERENCE	0- 1	0- 9	0- 6			
0- 5	0- 0	0- 0	HOME	0- 0	0- 5	0- 3			
0- 5	0- 0	0- 0	AWAY	0- 1	0- 4	0- 3			
0- 0	0- 0	0- 0	NEUTRAL	0- 0	0- 0	0- 0			

RPI S Opponent	Score	RPI S Opponent	Score	RPI S Opponent	Score	RPI S Opponent	Score	Team's RPI: 348
46 A Western Ky.	54 92	86 A Drake	66 107	106 A Kentucky	62 100	116 H Missouri St.	65 95	
				141 H Southern Ill.	62 74	154 A UNI	41 65	
				215 H Morehead St.	75 82	220 A Southeast Mo. St.	65 74	
				227 A Austin Peay	73 82	248 H Bradley	59 117	
				255 A Indiana St.	48 56	255 H Indiana St.	57 66	
				266 H Illinois St.	43 67	289 A Valparaiso	59 101	
				295 A Loyola Chicago	63 82	305 A Alabama A&M	56 70	
				306 H Murray St.	89 81	314 A Ill.-Chicago	77 96	
				347 A Eastern Ill.	52 79			

LAST 12 Division I GAMES:								
255 H Indiana St.	57 66	154 A UNI	41 65	255 A Indiana St.	48 56	116 H Missouri St.	65 95	
295 A Loyola Chicago	63 82	220 A Southeast Mo. St.	65 74	141 H Southern Ill.	62 74	248 H Bradley	59 117	
289 A Valparaiso	59 101	314 A Ill.-Chicago	77 96	266 H Illinois St.	43 67	289 A Valparaiso	59 101	
248 H Bradley	59 117			86 A Drake	66 107	255 A Indiana St.	48 56	

Non-Div I Games: Oakland City 96 59 Westminster (MO) 79 53

Average RPI Win: 178

Average RPI Loss: 101

WON-LOST
RECORDWINNING
PCT. RANKLAST 10
GAMESSTRENGTH OF
SCHEDULEOPP. STRENGTH
OF SCHEDULETEAM
RPIADJ.
RPICONF.
RPIADJ CONF.
RPIDIV. I ONLY
DIV. I NON-CONF.18- 4
11- 322
468- 1
3- 0102
40148
6136
1836
1822
2122
21

TOTALS

RPI 1-25

RPI 26-50

W-L RECORDS

RPI 51-100

RPI 101-999

RPI 201+

18- 4

1- 1

1- 0

OVERALL

1- 2

15- 1

7- 1

9- 0

0- 0

1- 0

HOME

1- 0

7- 0

2- 0

7- 2

0- 0

0- 0

AWAY

0- 0

7- 0

5- 0

2- 2

1- 1

0- 0

NEUTRAL

0- 1

1- 0

0- 0

11- 3

1- 1

1- 0

NON-CONFERENCE

1- 2

8- 0

3- 0

5- 0

0- 0

1- 0

HOME

1- 0

3- 0

0- 0

4- 1

0- 0

0- 0

AWAY

0- 1

4- 0

3- 0

2- 2

1- 1

0- 0

NEUTRAL

0- 1

1- 0

0- 0

7- 1

0- 0

0- 0

CONFERENCE

0- 0

7- 1

4- 1

4- 0

0- 0

0- 0

HOME

0- 0

4- 0

2- 0

3- 1

0- 0

0- 0

AWAY

0- 0

3- 1

2- 1

0- 0

0- 0

0- 0

NEUTRAL

0- 0

0- 0

0- 0

RPI 1-25

RPI 26-50

Team's RPI: 36

RPI 51-100

RPI 101+

RPI	S	Opponent	Score
5	N	Ohio St.	62 104
24	N	DePaul	89 84

RPI	S	Opponent	Score
41	H	South Dakota St.	87 78

RPI	S	Opponent	Score
68	N	Belmont	65 75
72	H	Harvard	65 56
92	A	Chattanooga	61 68

RPI	S	Opponent	Score
106	H	Kentucky	70 64
110	A	Jacksonville	65 63
110	H	Jacksonville	63 58
133	H	SIUE	66 49
139	N	Kent St.	80 62
157	H	Stetson	80 40
198	A	Siena	63 50
200	H	Illinois	85 61
203	A	Abilene Christian	94 55
217	A	Akron	82 63
239	A	North Florida	73 75
261	A	Lipscomb	68 54
292	A	FIU	88 52
294	A	Kennesaw St.	78 57
296	H	USC Upstate	93 60
342	H	NJIT	90 66

LAST 12 Division I GAMES:

110	A	Jacksonville	65 63	342	H	NJIT	90 66
239	A	North Florida	73 75	157	H	Stetson	80 40
110	H	Jacksonville	63 58	41	H	South Dakota St.	87 78
261	A	Lipscomb	68 54	133	H	SIUE	66 49
294	A	Kennesaw St.	78 57	72	H	Harvard	65 56
296	H	USC Upstate	93 60	92	A	Chattanooga	61 68

Non-Div I Games:

Southeastern (FL)

76 66

Ave Maria

99 35

Fla. Memorial

82 43

FGCU

Loss,
 Non-Conf,
 S Site,
 H Home
A Away
 N Neutral

Average RPI Win:	257	WON-LOST	WINNING	LAST 10	STRENGTH OF	OPP. STRENGTH	TEAM	ADJ.	CONF.	ADJ CONF.
Average RPI Loss:	167	RECORD	PCT. RANK	GAMES	SCHEDULE	OF SCHEDULE	RPI	RPI	RPI	RPI
DIV. I ONLY	6- 16	285	4- 6	178	258	292	292	18	18	
DIV. I NON-CONF.	3- 10	285	1- 2	243	272	321	321	19	19	

TOTALS	RPI 1-25	RPI 26-50	W-L RECORDS	RPI 51-100	RPI 101-999	RPI 201+				
6- 16	0- 0	0- 4	OVERALL	0- 1	6- 11	4- 6				
6- 8	0- 0	0- 2	HOME	0- 1	6- 5	4- 2				
0- 8	0- 0	0- 2	AWAY	0- 0	0- 6	0- 4				
0- 0	0- 0	0- 0	NEUTRAL	0- 0	0- 0	0- 0				
3- 10	0- 0	0- 3	NON-CONFERENCE	0- 0	3- 7	3- 4				
3- 6	0- 0	0- 2	HOME	0- 0	3- 4	3- 2				
0- 4	0- 0	0- 1	AWAY	0- 0	0- 3	0- 2				
0- 0	0- 0	0- 0	NEUTRAL	0- 0	0- 0	0- 0				
3- 6	0- 0	0- 1	CONFERENCE	0- 1	3- 4	1- 2				
3- 2	0- 0	0- 0	HOME	0- 1	3- 1	1- 0				
0- 4	0- 0	0- 1	AWAY	0- 0	0- 3	0- 2				
0- 0	0- 0	0- 0	NEUTRAL	0- 0	0- 0	0- 0				

RPI	S	Opponent	Score	RPI	S	Opponent	Score	RPI	S	Opponent	Score	RPI	S	Opponent	Score	Team's RPI: 292
27	H	South Fla.	52 82	74	H	UAB	61 71	107	H	Rice	68 58	122	H	UTEP	76 77	
36	H	FGCU	52 88					125	A	Georgetown	56 77	130	H	Bethune-Cookman	59 77	
46	A	Western Ky.	47 101					149	H	Clemson	65 67	176	A	Charlotte	57 80	
50	A	Miami (FL)	69 77					192	H	Louisiana Tech	57 54	241	A	Howard	62 69	

LAST 12 Division I GAMES:																
176	A	Charlotte	57 80	46	A	Western Ky.	47 101	311	A	Old Dominion	60 68	331	H	Marshall	67 54	
311	A	Old Dominion	60 68	331	H	Marshall	67 54	122	H	UTEP	76 77	287	H	Vermont	80 70	
331	A	Marshall	75 78	122	H	UTEP	76 77	149	H	Clemson	65 67	267	H	North Dakota St.	68 71	
74	H	UAB	61 71	287	H	Vermont	80 70	315	H	Charleston So.	77 70	331	A	Marshall	75 78	
192	H	Louisiana Tech	57 54	149	H	Clemson	65 67	331	H	Marshall	67 54					
107	H	Rice	68 58	267	H	North Dakota St.	68 71									

Non-Div I Games:

FIU

Average RPI Win:	279	WON-LOST	WINNING	LAST 10	STRENGTH OF	OPP. STRENGTH	TEAM	ADJ.	CONF.	ADJ CONF.
Average RPI Loss:	157	RECORD	PCT. RANK	GAMES	SCHEDULE	OF SCHEDULE	RPI	RPI	RPI	RPI
DIV. I ONLY	9- 13	225	5- 5	268	266	253	253	27	27	
DIV. I NON-CONF.	3- 8	268	0- 1	277	228	290	290	26	26	

TOTALS	RPI 1-25	RPI 26-50	W-L RECORDS	RPI 51-100	RPI 101-999	RPI 201+				
9- 13	0- 0	0- 1	OVERALL	0- 3	9- 9	8- 3				
6- 4	0- 0	0- 1	HOME	0- 1	6- 2	6- 2				
3- 8	0- 0	0- 0	AWAY	0- 2	3- 6	2- 1				
0- 1	0- 0	0- 0	NEUTRAL	0- 0	0- 1	0- 0				
3- 8	0- 0	0- 1	NON-CONFERENCE	0- 1	3- 6	2- 2				
2- 2	0- 0	0- 1	HOME	0- 0	2- 1	2- 1				
1- 5	0- 0	0- 0	AWAY	0- 1	1- 4	0- 1				
0- 1	0- 0	0- 0	NEUTRAL	0- 0	0- 1	0- 0				
6- 5	0- 0	0- 0	CONFERENCE	0- 2	6- 3	6- 1				
4- 2	0- 0	0- 0	HOME	0- 1	4- 1	4- 1				
2- 3	0- 0	0- 0	AWAY	0- 1	2- 2	2- 0				
0- 0	0- 0	0- 0	NEUTRAL	0- 0	0- 0	0- 0				

RPI 1-25				RPI 26-50				RPI 51-100				RPI 101+ Team's RPI: 253			
RPI	S	Opponent	Score	RPI	S	Opponent	Score	RPI	S	Opponent	Score	RPI	S	Opponent	Score
				26	H	Villanova	44 73	62	A	Quinnipiac	45 77	134	A	Northeastern	43 63
								62	H	Quinnipiac	39 58	137	A	William & Mary	47 57
								94	A	Seton Hall	61 80	163	A	Lehigh	53 56
												169	A	Marist	63 71
												185	N	New Hampshire	61 71
												196	A	Boston College	66 58
												198	A	Siena	40 51
												207	H	Richmond	67 72
												229	H	Niagara	59 53
												252	H	Manhattan	55 52
												268	A	Rider	68 57
												268	H	Rider	45 61
												283	H	Mt. St. Mary's	76 65
												293	A	Canisius	56 52
												297	H	Monmouth	61 55
												332	A	Rhode Island	47 62
												344	H	Saint Peter's	62 41
												346	H	UMass Lowell	78 67
LAST 12 Division I GAMES:															
				252	H	Manhattan	55 52	169	A	Marist	63 71				
				62	H	Quinnipiac	39 58	268	H	Rider	45 61				
				268	A	Rider	68 57	297	H	Monmouth	61 55				
				198	A	Siena	40 51	229	H	Niagara	59 53				
				62	A	Quinnipiac	45 77	293	A	Canisius	56 52				
				344	H	Saint Peter's	62 41	94	A	Seton Hall	61 80				

Non-Div I Games:

Fairfield

Average RPI Win: 297	WON-LOST RECORD	WINNING PCT. RANK	LAST 10 GAMES	STRENGTH OF SCHEDULE	OPP. STRENGTH OF SCHEDULE	TEAM RPI	ADJ. RPI	CONF. RPI	ADJ CONF. RPI
Average RPI Loss: 199									
DIV. I ONLY	13- 8	109	6- 4	348	311	265	265	29	29
DIV. I NON-CONF.	7- 3	74	1- 0	347	323	260	260	29	29

TOTALS	RPI 1-25	RPI 26-50	W-L RECORDS	RPI 51-100	RPI 101-999	RPI 201+			
13- 8	0- 1	0- 0	OVERALL	0- 0	13- 7	12- 5			
7- 4	0- 0	0- 0	HOME	0- 0	7- 4	6- 2			
6- 4	0- 1	0- 0	AWAY	0- 0	6- 3	6- 3			
0- 0	0- 0	0- 0	NEUTRAL	0- 0	0- 0	0- 0			
7- 3	0- 1	0- 0	NON-CONFERENCE	0- 0	7- 2	6- 2			
5- 1	0- 0	0- 0	HOME	0- 0	5- 1	4- 1			
2- 2	0- 1	0- 0	AWAY	0- 0	2- 1	2- 1			
0- 0	0- 0	0- 0	NEUTRAL	0- 0	0- 0	0- 0			
6- 5	0- 0	0- 0	CONFERENCE	0- 0	6- 5	6- 3			
2- 3	0- 0	0- 0	HOME	0- 0	2- 3	2- 1			
4- 2	0- 0	0- 0	AWAY	0- 0	4- 2	4- 2			
0- 0	0- 0	0- 0	NEUTRAL	0- 0	0- 0	0- 0			

RPI 1-25				RPI 26-50				RPI 51-100				RPI 101+ Team's RPI: 265			
RPI	S	Opponent	Score	RPI	S	Opponent	Score	RPI	S	Opponent	Score	RPI	S	Opponent	Score
14	A	Rutgers	35 101									129	H	Saint Francis (PA)	56 80
												148	H	Robert Morris	68 77
												182	H	Army West Point	58 56
												210	H	Stony Brook	51 56
												241	A	Howard	65 68
												272	H	Colgate	61 51
												276	A	St. Francis Brooklyn	70 62
												277	A	LIU Brooklyn	61 49
												282	A	Bryant	77 69
												282	H	Bryant	48 65
												283	A	Mt. St. Mary's	52 55
												286	H	Sacred Heart	69 59
												288	A	Central Conn. St.	56 76
												288	H	Central Conn. St.	78 49
												297	H	Monmouth	78 61
												319	A	Wagner	74 64
												342	A	NJIT	74 70
												344	H	Saint Peter's	69 59
												346	H	UMass Lowell	60 51
												349	A	Longwood	72 52
LAST 12 Division I GAMES:															
288	A	Central Conn. St.	56 76	282	H	Bryant	48 65								
282	A	Bryant	77 69	283	A	Mt. St. Mary's	52 55								
277	A	LIU Brooklyn	61 49	319	A	Wagner	74 64								
276	A	St. Francis Brooklyn	70 62	129	H	Saint Francis (PA)	56 80								
286	H	Sacred Heart	69 59	148	H	Robert Morris	68 77								
288	H	Central Conn. St.	78 49	344	H	Saint Peter's	69 59								

Non-Div I Games: Rutgers-Newark 76 40

Fairleigh Dickinson

Average RPI Win:	262	WON-LOST	WINNING	LAST 10	STRENGTH OF	OPP. STRENGTH	TEAM	ADJ.	CONF.	ADJ CONF.
Average RPI Loss:	117	RECORD	PCT. RANK	GAMES	SCHEDULE	OF SCHEDULE	RPI	RPI	RPI	RPI
DIV. I ONLY	10- 9	155	6- 4	166	251	180	180	18	18	
DIV. I NON-CONF.	6- 5	153	3- 1	291	267	232	232	19	19	

TOTALS	RPI 1-25	RPI 26-50	W-L RECORDS	RPI 51-100	RPI 101-999	RPI 201+				
10- 9	0- 0	0- 1	OVERALL	0- 3	10- 5	8- 1				
7- 3	0- 0	0- 0	HOME	0- 1	7- 2	5- 1				
3- 5	0- 0	0- 1	AWAY	0- 2	3- 2	3- 0				
0- 1	0- 0	0- 0	NEUTRAL	0- 0	0- 1	0- 0				
6- 5	0- 0	0- 0	NON-CONFERENCE	0- 2	6- 3	6- 1				
4- 2	0- 0	0- 0	HOME	0- 1	4- 1	4- 1				
2- 2	0- 0	0- 0	AWAY	0- 1	2- 1	2- 0				
0- 1	0- 0	0- 0	NEUTRAL	0- 0	0- 1	0- 0				
4- 4	0- 0	0- 1	CONFERENCE	0- 1	4- 2	2- 0				
3- 1	0- 0	0- 0	HOME	0- 0	3- 1	1- 0				
1- 3	0- 0	0- 1	AWAY	0- 1	1- 1	1- 0				
0- 0	0- 0	0- 0	NEUTRAL	0- 0	0- 0	0- 0				

RPI 1-25				RPI 26-50				RPI 51-100				RPI 101+				Team's RPI: 180	
RPI	S	Opponent	Score	RPI	S	Opponent	Score	RPI	S	Opponent	Score	RPI	S	Opponent	Score		
				46	A	Western Ky.	63 82	56	A	Nebraska	69 86	107	H	Rice	53 67		
								58	H	Mercer	55 66	122	A	UTEP	70 75		
								74	A	UAB	57 90	122	H	UTEP	72 66		
												132	A	Colorado	69 76		
												181	N	Bowling Green	55 66		
												192	H	Louisiana Tech	86 72		
												239	H	North Florida	83 75		
												255	A	Indiana St.	66 58		
												258	H	UMKC	65 55		
												276	H	St. Francis Brooklyn	80 60		
												278	H	Grand Canyon	73 77		
												304	A	UTSA	99 65		
												316	A	Georgia St.	82 50		
												328	H	Delaware St.	90 67		
												331	H	Marshall	79 59		
LAST 12 Division I GAMES:																	
				46	A	Western Ky.	63 82	122	H	UTEP	72 66						
				74	A	UAB	57 90	331	H	Marshall	79 59						
				304	A	UTSA	99 65	258	H	UMKC	65 55						
				192	H	Louisiana Tech	86 72	328	H	Delaware St.	90 67						
				122	A	UTEP	70 75	56	A	Nebraska	69 86						
				107	H	Rice	53 67	316	A	Georgia St.	82 50						

Non-Div I Games:

Fla. Atlantic

Average RPI Win:	205	WON-LOST	WINNING	LAST 10	STRENGTH OF	OPP. STRENGTH	TEAM	ADJ.	CONF.	ADJ CONF.
Average RPI Loss:	74	RECORD	PCT. RANK	GAMES	SCHEDULE	OF SCHEDULE	RPI	RPI	RPI	RPI
DIV. I ONLY	10- 13	215	2- 8	88	56	172	172	2	2	
DIV. I NON-CONF.	8- 5	111	2- 0	242	127	198	198	2	2	

TOTALS	RPI 1-25	RPI 26-50	W-L RECORDS	RPI 51-100	RPI 101-999	RPI 201+				
10- 13	0- 6	1- 0	OVERALL	1- 2	8- 5	5- 1				
6- 8	0- 4	0- 0	HOME	0- 2	6- 2	3- 1				
2- 4	0- 2	1- 0	AWAY	1- 0	0- 2	0- 0				
2- 1	0- 0	0- 0	NEUTRAL	0- 0	2- 1	2- 0				
8- 5	0- 2	1- 0	NON-CONFERENCE	0- 1	7- 2	5- 1				
5- 4	0- 2	0- 0	HOME	0- 1	5- 1	3- 1				
1- 0	0- 0	1- 0	AWAY	0- 0	0- 0	0- 0				
2- 1	0- 0	0- 0	NEUTRAL	0- 0	2- 1	2- 0				
2- 8	0- 4	0- 0	CONFERENCE	1- 1	1- 3	0- 0				
1- 4	0- 2	0- 0	HOME	0- 1	1- 1	0- 0				
1- 4	0- 2	0- 0	AWAY	1- 0	0- 2	0- 0				
0- 0	0- 0	0- 0	NEUTRAL	0- 0	0- 0	0- 0				

RPI 1-25				RPI 26-50				RPI 51-100				RPI 101+				Team's RPI: 172	
RPI	S	Opponent	Score	RPI	S	Opponent	Score	RPI	S	Opponent	Score	RPI	S	Opponent	Score		
3	A	Mississippi St.	53 90	30	A	Oklahoma	80 61	87	A	Arkansas	65 51	104	A	Auburn	55 84		
5	H	Ohio St.	77 103					92	H	Chattanooga	60 65	106	H	Kentucky	53 56		
6	H	Florida St.	54 84					99	H	Alabama	54 63	110	H	Jacksonville	69 59		
16	A	Missouri	64 66									121	A	Ole Miss	75 78		
20	H	Georgia	57 66									121	H	Ole Miss	61 60		
25	H	LSU	59 66									157	N	Stetson	71 85		
												183	H	Saint Joseph's	71 51		
												207	N	Richmond	87 80		
												212	H	Arkansas St.	69 70		
												316	H	Georgia St.	82 66		
												328	H	Delaware St.	85 51		
												331	H	Marshall	74 69		
												340	N	Savannah St.	90 40		
LAST 12 Division I GAMES:																	
16	A	Missouri	64 66	106	H	Kentucky	53 56										
20	H	Georgia	57 66	121	A	Ole Miss	75 78										
3	A	Mississippi St.	53 90	99	H	Alabama	54 63										
121	H	Ole Miss	61 60	104	A	Auburn	55 84										
87	A	Arkansas	65 51	328	H	Delaware St.	85 51										
25	H	LSU	59 66	183	H	Saint Joseph's	71 51										

Non-Div I Games:

Florida

Average RPI Win: 298	WON-LOST RECORD	WINNING PCT. RANK	LAST 10 GAMES	STRENGTH OF SCHEDULE	OPP. STRENGTH OF SCHEDULE	TEAM RPI	ADJ. RPI	CONF. RPI	ADJ CONF. RPI
Average RPI Loss: 223									
DIV. I ONLY	3- 19	326	2- 8	337	279	343	343	31	31
DIV. I NON-CONF.	1- 11	331	0- 2	327	224	342	342	31	31

TOTALS	RPI 1-25	RPI 26-50	W-L RECORDS	RPI 51-100	RPI 101-999	RPI 201+			
3- 19	0- 0	0- 0	OVERALL	0- 3	3- 16	3- 14			
2- 3	0- 0	0- 0	HOME	0- 0	2- 3	2- 3			
1- 15	0- 0	0- 0	AWAY	0- 3	1- 12	1- 10			
0- 1	0- 0	0- 0	NEUTRAL	0- 0	0- 1	0- 1			
1- 11	0- 0	0- 0	NON-CONFERENCE	0- 3	1- 8	1- 8			
0- 2	0- 0	0- 0	HOME	0- 0	0- 2	0- 2			
1- 8	0- 0	0- 0	AWAY	0- 3	1- 5	1- 5			
0- 1	0- 0	0- 0	NEUTRAL	0- 0	0- 1	0- 1			
2- 8	0- 0	0- 0	CONFERENCE	0- 0	2- 8	2- 6			
2- 1	0- 0	0- 0	HOME	0- 0	2- 1	2- 1			
0- 7	0- 0	0- 0	AWAY	0- 0	0- 7	0- 5			
0- 0	0- 0	0- 0	NEUTRAL	0- 0	0- 0	0- 0			

RPI 1-25				RPI 26-50				RPI 51-100				RPI 101+ Team's RPI: 343			
RPI	S	Opponent	Score	RPI	S	Opponent	Score	RPI	S	Opponent	Score	RPI	S	Opponent	Score
								89	A	Kansas St.	57 81	130	A	Bethune-Cookman	42 44
								95	A	Miami (OH)	33 73	179	A	Hampton	65 66
								99	A	Alabama	55 91	208	A	Xavier	52 70
												209	A	Eastern Mich.	61 83
												216	A	Norfolk St.	49 70
												221	A	Texas Tech	63 82
												233	A	Omaha	73 78
												239	H	North Florida	68 77
												241	A	Howard	65 76
												241	H	Howard	74 59
												256	N	A&M-Corpus Christi	55 58
												275	A	Morgan St.	56 61
												286	H	Sacred Heart	68 73
												301	A	UMES	70 87
												303	A	Coppin St.	56 62
												321	A	UTRGV	38 51
												326	A	Western Caro.	80 63
												328	H	Delaware St.	59 54
												340	H	Savannah St.	47 65

LAST 12 Division I GAMES:															
				301	A	UMES	70 87	130	A	Bethune-Cookman	42 44				
				241	A	Howard	65 76	303	A	Coppin St.	56 62				
				340	H	Savannah St.	47 65	275	A	Morgan St.	56 61				
				216	A	Norfolk St.	49 70	241	H	Howard	74 59				
				179	A	Hampton	65 66	99	A	Alabama	55 91				
				328	H	Delaware St.	59 54	208	A	Xavier	52 70				

Non-Div I Games: Lynn 74 37

Florida A&M

Average RPI Win:	185	WON-LOST	WINNING	LAST 10	STRENGTH OF	OPP. STRENGTH	TEAM	ADJ.	CONF.	ADJ CONF.
Average RPI Loss:	82	RECORD	PCT. RANK	GAMES	SCHEDULE	OF SCHEDULE	RPI	RPI	RPI	RPI
DIV. I ONLY	18- 6	45	8- 2	152	105	73	73	12	12	
DIV. I NON-CONF.	9- 4	82	1- 0	120	56	71	71	10	10	

TOTALS	RPI 1-25	RPI 26-50	W-L RECORDS	RPI 51-100	RPI 101-999	RPI 201+				
18- 6	0- 1	1- 1	OVERALL	4- 3	13- 1	8- 0				
12- 2	0- 1	1- 1	HOME	2- 0	9- 0	4- 0				
6- 4	0- 0	0- 0	AWAY	2- 3	4- 1	4- 0				
0- 0	0- 0	0- 0	NEUTRAL	0- 0	0- 0	0- 0				
9- 4	0- 1	1- 0	NON-CONFERENCE	2- 2	6- 1	3- 0				
7- 1	0- 1	1- 0	HOME	1- 0	5- 0	2- 0				
2- 3	0- 0	0- 0	AWAY	1- 2	1- 1	1- 0				
0- 0	0- 0	0- 0	NEUTRAL	0- 0	0- 0	0- 0				
9- 2	0- 0	0- 1	CONFERENCE	2- 1	7- 0	5- 0				
5- 1	0- 0	0- 1	HOME	1- 0	4- 0	2- 0				
4- 1	0- 0	0- 0	AWAY	1- 1	3- 0	3- 0				
0- 0	0- 0	0- 0	NEUTRAL	0- 0	0- 0	0- 0				

RPI 1-25				RPI 26-50				RPI 51-100				Team's RPI : 73				RPI 101+			
RPI	S	Opponent	Score	RPI	S	Opponent	Score	RPI	S	Opponent	Score	RPI	S	Opponent	Score	RPI	S	Opponent	Score
8	H	UCLA	30 67	32	H	Northern Colo.	48 33	59	A	St. John's (NY)	67 64	111	H	George Washington	61 50				
				43	H	Dayton	62 63	69	H	UC Davis	70 62	136	H	Bucknell I	71 62				
								75	A	Albany (NY)	52 59	146	H	Pittsburgh	58 55				
								81	A	Penn St.	60 65	153	H	Davidson	66 58				
								88	A	Saint Louis	85 91	160	H	Hartford	69 44				
								88	H	Saint Louis	66 63	196	A	Boston College	52 55				
								96	A	George Mason	67 62	207	A	Richmond	43 38				
												237	H	St. Bonaventure	72 48				
												252	A	Manhattan	54 48				
												291	A	Massachusetts	62 51				
												299	A	VCU	64 54				
												327	H	UMBC	55 46				
												332	H	Rhode Island	76 64				
												338	H	Iona	78 48				
LAST 12 Division I GAMES:																			
332	H	Rhode Island	76 64	299	A	VCU	64 54	153	H	Davidson	66 58								
88	A	Saint Louis	85 91	88	H	Saint Louis	66 63	291	A	Massachusetts	62 51								
96	A	George Mason	67 62	111	H	George Washington	61 50	69	H	UC Davis	70 62								
237	H	St. Bonaventure	72 48																
207	A	Richmond	43 38																
43	H	Dayton	62 63																

Non-Div I Games:

Fordham

Average RPI		Win: 292	WON-LOST RECORD	WINNING PCT. RANK	LAST 10 GAMES	STRENGTH OF SCHEDULE	OPP. STRENGTH OF SCHEDULE	TEAM RPI	ADJ. RPI	CONF. RPI	ADJ CONF. RPI
Loss: 171											
DIV. I ONLY			3- 17	320	1- 9	181	270	318	318	14	14
DIV. I NON-CONF.			2- 8	290	0- 1	290	310	336	336	17	17
TOTALS		RPI 1-25		RPI 26-50		W-L RECORDS	RPI 51-100	RPI 101-999		RPI 201+	
3- 17	0- 0		0- 2		OVERALL	0- 2	3- 13		3- 7		
3- 5	0- 0		0- 0		HOME	0- 0	3- 5		3- 2		
0- 12	0- 0		0- 2		AWAY	0- 2	0- 8		0- 5		
0- 0	0- 0		0- 0		NEUTRAL	0- 0	0- 0		0- 0		
2- 8	0- 0		0- 1		NON-CONFERENCE	0- 1	2- 6		2- 4		
2- 2	0- 0		0- 0		HOME	0- 0	2- 2		2- 1		
0- 6	0- 0		0- 1		AWAY	0- 1	0- 4		0- 3		
0- 0	0- 0		0- 0		NEUTRAL	0- 0	0- 0		0- 0		
1- 9	0- 0		0- 1		CONFERENCE	0- 1	1- 7		1- 3		
1- 3	0- 0		0- 0		HOME	0- 0	1- 3		1- 1		
0- 6	0- 0		0- 1		AWAY	0- 1	0- 4		0- 2		
0- 0	0- 0		0- 0		NEUTRAL	0- 0	0- 0		0- 0		

RPI 1-25				RPI 26-50				RPI 51-100				RPI 101+				Team's RPI: 318	
RPI	S	Opponent	Score	RPI	S	Opponent	Score	RPI	S	Opponent	Score	RPI	S	Opponent	Score		
				34	A	Michigan	45 77	68	A	Belmont	42 74	105	A	Western Ill.	44 91		
				41	A	South Dakota St.	49 105	71	A	South Dakota	43 85	105	H	Western Ill.	64 100		
												115	H	Milwaukee	48 60		
												197	A	Denver	65 86		
												197	H	Denver	55 73		
												200	A	Illinois	50 64		
												205	A	Oral Roberts	45 66		
												205	H	Oral Roberts	48 73		
												208	A	Xavier	50 62		
												233	H	Omaha	76 65		
												267	A	North Dakota St.	56 72		
												280	A	Coastal Caro.	58 67		
												289	A	Valparaiso	50 68		
												295	H	Loyola Chicago	79 70		
												314	H	Ill.-Chicago	51 67		
												347	H	Eastern Ill.	93 77		
LAST 12 Division I GAMES:																	
				197	A	Denver	65 86	233	H	Omaha	76 65						
				205	A	Oral Roberts	45 66	197	H	Denver	55 73						
				41	A	South Dakota St.	49 105	205	H	Oral Roberts	48 73						
				267	A	North Dakota St.	56 72	105	H	Western Ill.	64 100						
				105	A	Western Ill.	44 91	289	A	Valparaiso	50 68						
				71	A	South Dakota	43 85	34	A	Michigan	45 77						

Non-Div I Games:

Qui ncy

73 72

Maryville (MO)

70

Findlay

55

Fort Wayne

■ Loss, ■ Non-Conf, S Site, H Home A Away N Neutral

Average RPI Win: 197

Average RPI Loss: 172

WON-LOST
RECORDWINNING
PCT. RANKLAST 10
GAMESSTRENGTH OF
SCHEDULEOPP. STRENGTH
OF SCHEDULETEAM
RPIADJ.
RPICONF.
RPIADJ CONF.
RPI

DIV. I ONLY	13- 10	136	7- 3	187	170	147	147	16	16
DIV. I NON-CONF.	5- 6	187	0- 0	109	258	176	176	14	14
TOTALS	RPI 1-25	RPI 26-50	W-L RECORDS	RPI 51-100	RPI 101-999	RPI 201+			
13- 10	0- 0	0- 1	OVERALL	2- 1	11- 8	5- 2			
10- 2	0- 0	0- 1	HOME	1- 0	9- 1	4- 1			
3- 8	0- 0	0- 0	AWAY	1- 1	2- 7	1- 1			
0- 0	0- 0	0- 0	NEUTRAL	0- 0	0- 0	0- 0			
5- 6	0- 0	0- 1	NON-CONFERENCE	0- 0	5- 5	1- 1			
4- 2	0- 0	0- 1	HOME	0- 0	4- 1	1- 1			
1- 4	0- 0	0- 0	AWAY	0- 0	1- 4	0- 0			
0- 0	0- 0	0- 0	NEUTRAL	0- 0	0- 0	0- 0			
8- 4	0- 0	0- 0	CONFERENCE	2- 1	6- 3	4- 1			
6- 0	0- 0	0- 0	HOME	1- 0	5- 0	3- 0			
2- 4	0- 0	0- 0	AWAY	1- 1	1- 3	1- 1			
0- 0	0- 0	0- 0	NEUTRAL	0- 0	0- 0	0- 0			

RPI S Opponent	Score	RPI S Opponent	Score	RPI S Opponent	Score	RPI S Opponent	Score	Team's RPI: 147
		33 H Arizona St.	49 81	78 H Wyoming	60 47	112 H Colorado St.	56 45	
				80 A New Mexico	75 88	140 H Weber St.	81 78	
				100 A UNLV	74 72	143 A Texas St.	59 76	
						152 H Paci fic	81 70	
						165 A San Franci sco	62 70	
						184 A CSUN	72 85	
						190 A Nevada	73 90	
						190 H Nevada	68 55	
						193 A Boise St.	66 75	
						195 H Eastern Wash.	81 56	
						199 A UT Arling ton	54 67	
						201 A UC Santa Barbara	64 57	
						226 H Montana	61 58	
						244 H UC Ri versi de	56 68	
						250 H San Diego St.	64 53	
						290 A Utah St.	52 60	
						290 H Utah St.	57 56	
						312 A Air Force	64 58	
						312 H Air Force	64 48	
LAST 12 Division I GAMES:								
		78 H Wyoming	60 47	80 A New Mexico	75 88			
		190 H Nevada	68 55	193 A Boise St.	66 75			
		312 H Air Force	64 48	112 H Colorado St.	56 45			
		290 A Utah St.	52 60	290 H Utah St.	57 56			
		100 A UNLV	74 72	312 A Air Force	64 58			
		250 H San Diego St.	64 53	190 A Nevada	73 90			

Non-Div I Games:

Fresno St.

■ Loss,
 ■ Non-Conf, S Site,
 ■ Home
 ■ Away
 N Neutral

Average RPI Win: 217
Average RPI Loss: 157

WON-LOST
RECORD

WINNING
PCT. RANK

LAST 10
GAMES

STRENGTH OF
SCHEDULE

OPP. STRENGTH
OF SCHEDULE

TEAM
RPI

ADJ.
RPI

CONF.
RPI

ADJ CONF.
RPI

DIV. I ONLY	10- 11	194	3- 6	204	155	188	188	17	17
DIV. I NON-CONF.	7- 5	132	1- 1	276	173	151	151	16	16
TOTALS	RPI 1-25	RPI 26-50	W-L RECORDS	RPI 51-100	RPI 101-999	RPI 201+			
10- 11	0- 1	0- 0	OVERALL	2- 3	8- 7	6- 5			
6- 2	0- 0	0- 0	HOME	1- 1	5- 1	3- 0			
3- 8	0- 0	0- 0	AWAY	0- 0	3- 3	3- 2			
1- 1	0- 0	0- 0	NEUTRAL	1- 0	0- 1	0- 1			
7- 5	0- 1	0- 0	NON-CONFERENCE	1- 1	6- 3	5- 3			
4- 0	0- 0	0- 0	HOME	0- 0	4- 0	3- 0			
2- 4	0- 1	0- 0	AWAY	0- 1	2- 2	2- 2			
1- 1	0- 0	0- 0	NEUTRAL	1- 0	0- 1	0- 1			
3- 6	0- 0	0- 0	CONFERENCE	1- 2	2- 4	1- 2			
2- 2	0- 0	0- 0	HOME	1- 1	1- 1	0- 0			
1- 4	0- 0	0- 0	AWAY	0- 1	1- 3	1- 2			
0- 0	0- 0	0- 0	NEUTRAL	0- 0	0- 0	0- 0			

RPI	S	Opponent	Score	RPI	S	Opponent	Score	RPI	S	Opponent	Score	RPI	S	Opponent	Score	Team's RPI: 188
20	A	Georgia	44 79					58	A	Mercer	53 65	144	H	ETSU	57 69	
								58	H	Mercer	64 86	153	H	Davi dson	65 62	
								76	N	Ohio	70 68	166	A	Samford	58 62	
								91	A	North Carolina	56 84	166	H	Samford	45 41	
								92	H	Chattanooga	58 57	208	N	Xavi er	62 75	
												219	A	Gardner-Webb	57 71	
												231	A	UNCG	74 76	
												246	A	UNC Asheville	71 63	
												259	A	Presbyteri an	75 76	
												260	H	Col. of Charleston	72 58	
												264	H	UNCW	76 71	
												271	A	Wofford	48 79	
												294	H	Kennesaw St.	78 59	
												296	A	USC Upstate	80 59	
												326	A	Western Caro.	68 59	
LAST 12 Division I GAMES:																
166	A	Samford	58 62	326	A	Western Caro.	68 59									
58	A	Mercer	53 65	58	H	Mercer	64 86									
271	A	Wofford	48 79	166	H	Samford	45 41									
92	H	Chattanooga	58 57	259	A	Presbyteri an	75 76									
144	H	ETSU	57 69	246	A	UNC Asheville	71 63									
231	A	UNCG	74 76	208	N	Xavi er	62 75									

Non-Div I Games:

Bob Jones

93 46

Pfei ffer

102 51

Converse

80 41

Furman

Average RPI Win:	261	WON-LOST	WINNING	LAST 10	STRENGTH OF	OPP. STRENGTH	TEAM	ADJ.	CONF.	ADJ CONF.
Average RPI Loss:	184	RECORD	PCT. RANK	GAMES	SCHEDULE	OF SCHEDULE	RPI	RPI	RPI	RPI
DIV. I ONLY	2- 18	333	1- 9	161	328	320	320	23	23	
DIV. I NON-CONF.	1- 8	313	0- 1	147	335	295	295	23	23	

TOTALS	RPI 1-25	RPI 26-50	W-L RECORDS	RPI 51-100	RPI 101-999	RPI 201+				
2- 18	0- 0	0- 1	OVERALL	0- 3	2- 14	1- 9				
1- 8	0- 0	0- 0	HOME	0- 2	1- 6	0- 4				
1- 10	0- 0	0- 1	AWAY	0- 1	1- 8	1- 5				
0- 0	0- 0	0- 0	NEUTRAL	0- 0	0- 0	0- 0				
1- 8	0- 0	0- 1	NON-CONFERENCE	0- 3	1- 4	1- 4				
0- 5	0- 0	0- 0	HOME	0- 2	0- 3	0- 3				
1- 3	0- 0	0- 1	AWAY	0- 1	1- 1	1- 1				
0- 0	0- 0	0- 0	NEUTRAL	0- 0	0- 0	0- 0				
1- 10	0- 0	0- 0	CONFERENCE	0- 0	1- 10	0- 5				
1- 3	0- 0	0- 0	HOME	0- 0	1- 3	0- 1				
0- 7	0- 0	0- 0	AWAY	0- 0	0- 7	0- 4				
0- 0	0- 0	0- 0	NEUTRAL	0- 0	0- 0	0- 0				

RPI 1-25				RPI 26-50				RPI 51-100				RPI 101+				Team's RPI: 320
RPI	S	Opponent	Score	RPI	S	Opponent	Score	RPI	S	Opponent	Score	RPI	S	Opponent	Score	
				47	A	UCF	38 62	58	A	Mercer	45 72	101	A	South Ala.	52 79	
								64	H	IUPUI	52 72	126	A	Little Rock	52 92	
								99	H	Alabama	36 84	126	H	Little Rock	34 64	
												143	H	Texas St.	56 81	
												194	A	Troy	47 88	
												199	H	UT Arlington	73 68	
												210	H	Stony Brook	49 68	
												212	A	Arkansas St.	48 69	
												212	H	Arkansas St.	62 71	
												224	A	N.C. A&T	49 60	
												269	A	Appalachian St.	56 87	
												280	A	Coastal Caro.	51 54	
												294	H	Kennesaw St.	58 60	
												316	A	Georgia St.	56 71	
												323	A	South Carolina St.	61 58	
												340	H	Savannah St.	67 71	

LAST 12 Division I GAMES:																
212	A	Arkansas St.	48 69	280	A	Coastal Caro.	51 54									
126	A	Little Rock	52 92	126	H	Little Rock	34 64									
199	H	UT Arlington	73 68	212	H	Arkansas St.	62 71									
143	H	Texas St.	56 81	101	A	South Ala.	52 79									
316	A	Georgia St.	56 71	194	A	Troy	47 88									
269	A	Appalachian St.	56 87	210	H	Stony Brook	49 68									

Non-Div I Games: Coastal Ga. 68 63 Thomas (GA) 79 51

Ga. Southern

Average RPI Win:	265	WON-LOST	WINNING	LAST 10	STRENGTH OF	OPP. STRENGTH	TEAM	ADJ.	CONF.	ADJ CONF.
Average RPI Loss:	167	RECORD	PCT. RANK	GAMES	SCHEDULE	OF SCHEDULE	RPI	RPI	RPI	RPI
DIV. I ONLY	11- 8	129	4- 6	300	302	219	219	28	28	
DIV. I NON-CONF.	7- 2	50	1- 0	292	234	123	123	28	28	

TOTALS	RPI 1-25	RPI 26-50	W-L RECORDS	RPI 51-100	RPI 101-999	RPI 201+				
11- 8	0- 0	0- 1	OVERALL	0- 0	11- 7	8- 3				
6- 4	0- 0	0- 1	HOME	0- 0	6- 3	4- 2				
5- 4	0- 0	0- 0	AWAY	0- 0	5- 3	4- 1				
0- 0	0- 0	0- 0	NEUTRAL	0- 0	0- 0	0- 0				
7- 2	0- 0	0- 1	NON-CONFERENCE	0- 0	7- 1	5- 0				
4- 1	0- 0	0- 1	HOME	0- 0	4- 0	3- 0				
3- 1	0- 0	0- 0	AWAY	0- 0	3- 1	2- 0				
0- 0	0- 0	0- 0	NEUTRAL	0- 0	0- 0	0- 0				
4- 6	0- 0	0- 0	CONFERENCE	0- 0	4- 6	3- 3				
2- 3	0- 0	0- 0	HOME	0- 0	2- 3	1- 2				
2- 3	0- 0	0- 0	AWAY	0- 0	2- 3	2- 1				
0- 0	0- 0	0- 0	NEUTRAL	0- 0	0- 0	0- 0				

RPI 1-25				RPI 26-50				RPI 51-100				RPI 101+ Team's RPI: 219			
RPI	S	Opponent	Score	RPI	S	Opponent	Score	RPI	S	Opponent	Score	RPI	S	Opponent	Score
				47	H	UCF	30 65					106	A	Kentucky	34 72
												108	H	Li berty	60 85
												150	A	Hi gh Poi nt	80 83
												153	A	Davi dson	70 65
												175	A	Radford	46 66
												175	H	Radford	69 53
												188	H	Furman	71 57
												215	A	Morehead St.	68 60
												242	H	Campbel l	44 73
												246	H	UNC Ashevi lle	60 61
												259	A	Presbyteri an	69 72
												271	H	Wofford	73 55
												283	A	Mt. St. Mary's	75 67
												296	H	USC Upstate	60 39
												315	H	Charleston So.	68 52
												326	H	Western Caro.	70 67
												339	A	Wi nthrop	66 59
												349	A	Longwood	61 54

LAST 12 Division I GAMES:															
				175	A	Radford	46 66	108	H	Li berty	60 85				
				246	H	UNC Ashevi lle	60 61	349	A	Longwood	61 54				
				339	A	Wi nthrop	66 59	175	H	Radford	69 53				
				242	H	Campbel l	44 73	150	A	Hi gh Poi nt	80 83				
				315	H	Charleston So.	68 52	326	H	Western Caro.	70 67				
				259	A	Presbyteri an	69 72	283	A	Mt. St. Mary's	75 67				

Non-Div I Games: Montreat 83 26 Converse 82 59 Pfeiffer 72 53

Gardner-Webb

Average RPI Win:	232	WON-LOST	WINNING	LAST 10	STRENGTH OF	OPP. STRENGTH	TEAM	ADJ.	CONF.	ADJ CONF.
Average RPI Loss:	74	RECORD	PCT. RANK	GAMES	SCHEDULE	OF SCHEDULE	RPI	RPI	RPI	RPI
DIV. I ONLY	18- 6	45	7- 3	253	166	96	96	12	12	
DIV. I NON-CONF.	11- 3	46	1- 1	270	277	97	97	10	10	

TOTALS	RPI 1-25	RPI 26-50	W-L RECORDS	RPI 51-100	RPI 101-999	RPI 201+				
18- 6	0- 0	0- 3	OVERALL	3- 1	15- 2	13- 0				
12- 1	0- 0	0- 0	HOME	2- 1	10- 0	9- 0				
5- 5	0- 0	0- 0	AWAY	0- 0	5- 2	4- 0				
1- 0	0- 0	0- 0	NEUTRAL	1- 0	0- 0	0- 0				
11- 3	0- 0	0- 2	NON-CONFERENCE	2- 0	9- 1	9- 0				
9- 0	0- 0	0- 0	HOME	1- 0	8- 0	8- 0				
1- 3	0- 0	0- 2	AWAY	0- 0	1- 1	1- 0				
1- 0	0- 0	0- 0	NEUTRAL	1- 0	0- 0	0- 0				
7- 3	0- 0	0- 1	CONFERENCE	1- 1	6- 1	4- 0				
3- 1	0- 0	0- 0	HOME	1- 1	2- 0	1- 0				
4- 2	0- 0	0- 1	AWAY	0- 0	4- 1	3- 0				
0- 0	0- 0	0- 0	NEUTRAL	0- 0	0- 0	0- 0				

RPI 1-25				RPI 26-50				RPI 51-100				Team's RPI : 96				RPI 101+			
RPI	S	Opponent	Score	RPI	S	Opponent	Score	RPI	S	Opponent	Score	RPI	S	Opponent	Score	RPI	S	Opponent	Score
34	A	Michigan	61 75	66	H	American	71 53	111	A	George Washington	52 62								
44	A	Houston	73 82	73	H	Fordham	62 67	132	A	Colorado	61 76								
48	A	Duquesne	64 71	86	N	Drake	87 75	153	H	Davidson	74 61								
				88	H	Saint Louis	81 72	183	A	Saint Joseph's	65 57								
								207	H	Richmond	77 56								
								220	H	Southeast Mo. St.	57 38								
								228	A	Loyola Maryland	80 72								
								232	A	La Salle	69 56								
								237	A	St. Bonaventure	76 63								
								266	H	Illinois St.	56 37								
								277	H	LIU Brooklyn	73 70								
								301	H	UMES	82 68								
								310	H	Eastern Ky.	64 41								
								311	H	Old Dominion	66 53								
								327	H	UMBC	58 38								
								332	A	Rhode Island	92 53								
								349	H	Longwood	60 41								
LAST 12 Division I GAMES:																			
183	A	Saint Joseph's	65 57	332	A	Rhode Island	92 53												
237	A	St. Bonaventure	76 63	111	A	George Washington	52 62												
73	H	Fordham	62 67	232	A	La Salle	69 56												
88	H	Saint Louis	81 72	153	H	Davidson	74 61												
48	A	Duquesne	64 71	349	H	Longwood	60 41												
207	H	Richmond	77 56	44	A	Houston	73 82												

Non-Div I Games:

George Mason

Average RPI	Win:	208	WON-LOST	WINNING	LAST 10	STRENGTH OF	OPP. STRENGTH	TEAM	ADJ.	CONF.	ADJ CONF.
Average RPI	Loss:	55	RECORD	PCT. RANK	GAMES	SCHEDULE	OF SCHEDULE	RPI	RPI	RPI	RPI
DIV. I ONLY	11- 11	171	6- 4	56	104	111	111	12	12		
DIV. I NON-CONF.	5- 7	212	2- 0	23	55	111	111	10	10		

TOTALS	RPI 1-25	RPI 26-50	W-L RECORDS	RPI 51-100	RPI 101-999	RPI 201+					
11- 11	0- 1	0- 6	OVERALL	2- 3	9- 1	6- 0					
6- 6	0- 0	0- 4	HOME	2- 1	4- 1	2- 0					
5- 5	0- 0	0- 0	AWAY	0- 0	5- 0	4- 0					
0- 0	0- 0	0- 0	NEUTRAL	0- 0	0- 0	0- 0					
5- 7	0- 1	0- 4	NON-CONFERENCE	1- 1	4- 1	2- 0					
3- 4	0- 0	0- 3	HOME	1- 0	2- 1	0- 0					
2- 3	0- 1	0- 1	AWAY	0- 1	2- 0	2- 0					
0- 0	0- 0	0- 0	NEUTRAL	0- 0	0- 0	0- 0					
6- 4	0- 0	0- 2	CONFERENCE	1- 2	5- 0	4- 0					
3- 2	0- 0	0- 1	HOME	1- 1	2- 0	2- 0					
3- 2	0- 0	0- 1	AWAY	0- 1	3- 0	2- 0					
0- 0	0- 0	0- 0	NEUTRAL	0- 0	0- 0	0- 0					

RPI 1-25				RPI 26-50				RPI 51-100				RPI 101+				Team's RPI: 111
RPI	S	Opponent	Score	RPI	S	Opponent	Score	RPI	S	Opponent	Score	RPI	S	Opponent	Score	
18	A	Maryland	54 80	27	H	South Fla.	78 83	58	A	Mercer	44 61	123	H	Vanderbilt	59 69	
				38	H	Syracuse	62 74	66	H	American	61 44	125	H	Georgetown	65 54	
				41	H	South Dakota St.	88 97	73	A	Fordham	50 61	153	A	Davidson	53 48	
				43	A	Dayton	55 66	88	H	Saint Louis	69 72	186	H	Wisconsin	61 46	
				45	A	Princeton	52 72	96	H	George Mason	62 52	232	H	La Salle	60 45	
				48	H	Duquesne	53 54					237	A	St. Bonaventure	63 56	
												263	A	Towson	66 43	
												297	A	Monmouth	59 45	
												299	A	VCU	61 39	
												332	H	Rhode Island	65 52	

LAST 12 Division I GAMES:																
				237	A	St. Bonaventure	63 56	48	H	Duquesne	53 54					
				232	H	La Salle	60 45	96	H	George Mason	62 52					
				88	H	Saint Louis	69 72	299	A	VCU	61 39					
				332	H	Rhode Island	65 52	73	A	Fordham	50 61					
				43	A	Dayton	55 66	297	A	Monmouth	59 45					
				153	A	Davidson	53 48	66	H	American	61 44					

Non-Div I Games:

George Washington

Average RPI	Win:	198	WON-LOST	WINNING	LAST 10	STRENGTH OF	OPP. STRENGTH	TEAM	ADJ.	CONF.	ADJ CONF.
Average RPI	Loss:	62	RECORD	PCT. RANK	GAMES	SCHEDULE	OF SCHEDULE	RPI	RPI	RPI	RPI
DIV. I ONLY		10- 12		205	4- 6	112	41	125	125	6	6
DIV. I NON-CONF.		5- 5		170	0- 0	226	66	167	167	6	6

TOTALS	RPI 1-25		RPI 26-50		W-L RECORDS	RPI 51-100		RPI 101-999		RPI 201+	
10- 12	0- 2		1- 3		OVERALL	1- 5		8- 2		6- 0	
4- 4	0- 1		1- 1		HOME	0- 2		3- 0		3- 0	
5- 6	0- 1		0- 2		AWAY	1- 2		4- 1		3- 0	
1- 2	0- 0		0- 0		NEUTRAL	0- 1		1- 1		0- 0	
5- 5	0- 1		0- 0		NON-CONFERENCE	0- 2		5- 2		4- 0	
2- 1	0- 0		0- 0		HOME	0- 1		2- 0		2- 0	
2- 2	0- 1		0- 0		AWAY	0- 0		2- 1		2- 0	
1- 2	0- 0		0- 0		NEUTRAL	0- 1		1- 1		0- 0	
5- 7	0- 1		1- 3		CONFERENCE	1- 3		3- 0		2- 0	
2- 3	0- 1		1- 1		HOME	0- 1		1- 0		1- 0	
3- 4	0- 0		0- 2		AWAY	1- 2		2- 0		1- 0	
0- 0	0- 0		0- 0		NEUTRAL	0- 0		0- 0		0- 0	

RPI 1-25				RPI 26-50				RPI 51-100				RPI 101+ Team's RPI: 125			
RPI	S	Opponent	Score	RPI	S	Opponent	Score	RPI	S	Opponent	Score	RPI	S	Opponent	Score
17	A	NC State	49 63	26	A	Villanova	67 68	52	H	Minnesota	63 73	104	N	Auburn	40 60
24	H	DePaul	62 78	26	H	Villanova	58 60	59	A	St. John's (NY)	41 64	111	A	George Washington	54 65
				31	H	Marquette	85 58	92	N	Chattanooga	41 54	187	A	Providence	75 43
				39	A	Creighton	58 69	94	A	Seton Hall	65 70	191	N	Northwestern	55 54
								97	A	Butler	63 52	208	A	Xavier	65 48
								97	H	Butler	57 66	208	H	Xavier	65 60
												228	A	Loyola Maryland	72 54
												241	H	Howard	93 41
												292	H	FIU	77 56
												299	A	VCU	71 59

LAST 12 Division I GAMES:															
26	A	Villanova	67 68	59	A	St. John's (NY)	41 64	26	H	Villanova	58 60	97	H	Butler	57 66
208	A	Xavier	65 48	26	H	Villanova	58 60	97	H	Butler	57 66	208	H	Xavier	65 60
97	A	Butler	63 52	97	H	Butler	57 66	208	H	Xavier	65 60	39	A	Creighton	58 69
24	H	DePaul	62 78	208	H	Xavier	65 60	187	A	Providence	75 43				
31	H	Marquette	85 58												
94	A	Seton Hall	65 70												

Non-Div I Games:

Georgetown

Average RPI Win: 146

Average RPI Loss: 13

WON-LOST
RECORDWINNING
PCT. RANKLAST 10
GAMESSTRENGTH OF
SCHEDULEOPP. STRENGTH
OF SCHEDULETEAM
RPIADJ.
RPICONF.
RPIADJ CONF.
RPIDIV. I ONLY
DIV. I NON-CONF.20- 3
12- 19
68- 2
2- 065
13139
11120
3220
322
22
2

TOTALS

RPI 1-25

RPI 26-50

W-L RECORDS

RPI 51-100

RPI 101-999

RPI 201+

20- 3

2- 3

1- 0

OVERALL

4- 0

13- 0

6- 0

12- 2

1- 2

0- 0

HOME

3- 0

8- 0

5- 0

8- 1

1- 1

1- 0

AWAY

1- 0

5- 0

1- 0

0- 0

0- 0

0- 0

NEUTRAL

0- 0

0- 0

0- 0

12- 1

0- 1

1- 0

NON-CONFERENCE

3- 0

8- 0

6- 0

8- 1

0- 1

0- 0

HOME

2- 0

6- 0

5- 0

4- 0

0- 0

1- 0

AWAY

1- 0

2- 0

1- 0

0- 0

0- 0

0- 0

NEUTRAL

0- 0

0- 0

0- 0

8- 2

2- 2

0- 0

CONFERENCE

1- 0

5- 0

0- 0

4- 1

1- 1

0- 0

HOME

1- 0

2- 0

0- 0

4- 1

1- 1

0- 0

AWAY

0- 0

3- 0

0- 0

0- 0

0- 0

0- 0

NEUTRAL

0- 0

0- 0

0- 0

RPI 1-25

Team's RPI: 20

RPI 26-50

RPI 51-100

RPI 101+

RPI	S	Opponent	Score
3	H	Mississippi St.	62 86
10	H	Texas	53 81
15	A	Texas A&M	92 84
16	H	Missouri	62 50
25	A	LSU	60 71

RPI	S	Opponent	Score
28	A	Virginia	64 61

RPI	S	Opponent	Score
58	A	Mercer	72 54
65	H	Georgia Tech	60 53
87	H	Arkansas	78 65
93	H	Wright St.	87 71

RPI	S	Opponent	Score
104	H	Auburn	60 48
106	A	Kentucky	56 42
119	A	BYU	79 63
121	H	Ole Miss	69 45
123	A	Vanderbilt	81 52
172	A	Florida	66 57
188	H	Furman	79 44
224	A	N.C. A&T	73 63
239	H	North Florida	75 37
241	H	Howard	87 47
271	H	Wofford	95 56
326	H	Western Caro.	76 50
329	H	Tennessee Tech	56 48

LAST 12 Division I GAMES:

121	H	Ole Miss	69 45	87	H	Arkansas	78 65
25	A	LSU	60 71	106	A	Kentucky	56 42
172	A	Florida	66 57	123	A	Vanderbilt	81 52
16	H	Missouri	62 50	3	H	Mississippi St.	62 86
104	H	Auburn	60 48	239	H	North Florida	75 37
15	A	Texas A&M	92 84	93	H	Wright St.	87 71

Non-Div I Games:

Georgia

Loss,
 Non-Conf, S Site,
 H Home
A Away
 N Neutral

Average RPI Win: 264	WON-LOST RECORD	WINNING PCT. RANK	LAST 10 GAMES	STRENGTH OF SCHEDULE	OPP. STRENGTH OF SCHEDULE	TEAM RPI	ADJ. RPI	CONF. RPI	ADJ CONF. RPI
Average RPI Loss: 170									
DIV. I ONLY	3- 17	320	1- 9	175	220	316	316	23	23
DIV. I NON-CONF.	2- 7	286	0- 1	164	105	277	277	23	23

TOTALS	RPI 1-25	RPI 26-50	W-L RECORDS	RPI 51-100	RPI 101-999	RPI 201+			
3- 17	0- 1	0- 1	OVERALL	0- 1	3- 14	2- 6			
3- 6	0- 0	0- 1	HOME	0- 0	3- 5	2- 1			
0- 11	0- 0	0- 0	AWAY	0- 0	0- 0	0- 0			
0- 0	0- 0	0- 0	NEUTRAL	0- 0	0- 0	0- 0			
2- 7	0- 1	0- 1	NON-CONFERENCE	0- 1	2- 4	1- 2			
2- 2	0- 0	0- 1	HOME	0- 0	2- 1	1- 0			
0- 5	0- 1	0- 0	AWAY	0- 1	0- 3	0- 2			
0- 0	0- 0	0- 0	NEUTRAL	0- 0	0- 0	0- 0			
1- 10	0- 0	0- 0	CONFERENCE	0- 0	1- 10	1- 4			
1- 4	0- 0	0- 0	HOME	0- 0	1- 4	1- 1			
0- 6	0- 0	0- 0	AWAY	0- 0	0- 6	0- 3			
0- 0	0- 0	0- 0	NEUTRAL	0- 0	0- 0	0- 0			

RPI 1-25				RPI 26-50				RPI 51-100				RPI 101+ Team's RPI: 316			
RPI	S	Opponent	Score	RPI	S	Opponent	Score	RPI	S	Opponent	Score	RPI	S	Opponent	Score
3	A	Mississippi St.	50 106	46	H	Western Ky.	63 74	65	A	Georgia Tech	51 75	101	A	South Ala.	52 88
												126	A	Little Rock	47 54
												126	H	Little Rock	50 65
												143	H	Texas St.	63 83
												172	A	Florida	66 82
												173	H	Jacksonville St.	55 41
												180	H	Fla. Atlantic	50 82
												194	A	Troy	86 90
												199	H	UT Arlington	76 81
												212	A	Arkansas St.	63 76
												212	H	Arkansas St.	58 75
												264	A	UNCW	62 74
												269	A	Appalachian St.	62 77
												280	A	Coastal Caro.	49 64
												294	A	Kennesaw St.	61 71
												299	H	VCU	61 56
												320	H	Ga. Southern	71 56

LAST 12 Division I GAMES:															
126	A	Little Rock	47 54	269	A	Appalachian St.	62 77								
212	A	Arkansas St.	63 76	212	H	Arkansas St.	58 75								
143	H	Texas St.	63 83	126	H	Little Rock	50 65								
199	H	UT Arlington	76 81	194	A	Troy	86 90								
320	H	Ga. Southern	71 56	101	A	South Ala.	52 88								
280	A	Coastal Caro.	49 64	264	A	UNCW	62 74								

Non-Div I Games: Allen 101 56 North Greenville 91 89

Georgia St.

■ Loss,
 ■ Non-Conf, S Site,
 ■ Home
 ■ Away
 N Neutral

Average RPI Win:	184	WON-LOST	WINNING	LAST 10	STRENGTH OF	OPP. STRENGTH	TEAM	ADJ.	CONF.	ADJ CONF.
Average RPI Loss:	35	RECORD	PCT. RANK	GAMES	SCHEDULE	OF SCHEDULE	RPI	RPI	RPI	RPI
DIV. I ONLY	14- 10	123	3- 7	22	72	65	65	1	1	
DIV. I NON-CONF.	11- 2	22	1- 0	74	260	28	28	1	1	

TOTALS	RPI 1-25	RPI 26-50	W-L RECORDS	RPI 51-100	RPI 101-999	RPI 201+				
14- 10	0- 6	2- 2	OVERALL	1- 1	11- 1	5- 0				
10- 3	0- 2	1- 1	HOME	0- 0	9- 0	4- 0				
3- 6	0- 3	1- 1	AWAY	0- 1	2- 1	1- 0				
1- 1	0- 1	0- 0	NEUTRAL	1- 0	0- 0	0- 0				
11- 2	0- 2	2- 0	NON-CONFERENCE	1- 0	8- 0	5- 0				
8- 0	0- 0	1- 0	HOME	0- 0	7- 0	4- 0				
2- 1	0- 1	1- 0	AWAY	0- 0	1- 0	1- 0				
1- 1	0- 1	0- 0	NEUTRAL	1- 0	0- 0	0- 0				
3- 8	0- 4	0- 2	CONFERENCE	0- 1	3- 1	0- 0				
2- 3	0- 2	0- 1	HOME	0- 0	2- 0	0- 0				
1- 5	0- 2	0- 1	AWAY	0- 1	1- 1	0- 0				
0- 0	0- 0	0- 0	NEUTRAL	0- 0	0- 0	0- 0				

RPI	S	Opponent	Score
2	H	Notre Dame	54 77
4	H	Louisville	71 74
9	N	Baylor	57 80
17	A	NC State	43 56
19	A	Duke	59 77
20	A	Georgia	53 60

RPI	S	Opponent	Score
28	H	Virginia	56 62
35	H	Purdue	68 55
38	A	Syracuse	77 88
45	A	Princeton	67 56

RPI	S	Opponent	Score
63	A	Virginia Tech	62 68
90	N	Penn	69 55

RPI	S	Opponent	Score
102	H	Wake Forest	79 67
131	H	Middle Tenn.	48 45
146	A	Pittsburgh	62 68
149	A	Clemson	60 48
149	H	Clemson	66 33
164	H	Southern Miss.	63 44
199	H	UT Arlington	80 52
269	A	Appalachian St.	75 41
294	H	Kennesaw St.	86 48
315	H	Charleston So.	78 51
316	H	Georgia St.	75 51
323	H	South Carolina St.	86 40

LAST 12 Division I GAMES:

149	A	Clemson	60 48	17	A	NC State	43 56
19	A	Duke	59 77	2	H	Notre Dame	54 77
28	H	Virginia	56 62	38	A	Syracuse	77 88
63	A	Virginia Tech	62 68	149	H	Clemson	66 33
102	H	Wake Forest	79 67	4	H	Louisville	71 74
146	A	Pittsburgh	62 68	164	H	Southern Miss.	63 44

Non-Div I Games:

Georgia Tech

Average RPI Win: 184

Average RPI Loss: 76

WON-LOST
RECORDWINNING
PCT. RANKLAST 10
GAMESSTRENGTH OF
SCHEDULEOPP. STRENGTH
OF SCHEDULETEAM
RPIADJ.
RPICONF.
RPIADJ CONF.
RPI

DIV. I ONLY	19- 4	16	10- 0	123	141	42	42	13	13
DIV. I NON-CONF.	7- 4	102	0- 0	24	140	51	51	11	11
TOTALS	RPI 1-25	RPI 26-50	W-L RECORDS	RPI 51-100	RPI 101-999	RPI 201+			
19- 4	0- 1	0- 0	OVERALL	2- 2	17- 1	7- 0			
9- 1	0- 0	0- 0	HOME	0- 1	9- 0	3- 0			
9- 1	0- 0	0- 0	AWAY	2- 0	7- 1	4- 0			
1- 2	0- 1	0- 0	NEUTRAL	0- 1	1- 0	0- 0			
7- 4	0- 1	0- 0	NON-CONFERENCE	1- 2	6- 1	1- 0			
4- 1	0- 0	0- 0	HOME	0- 1	4- 0	0- 0			
2- 1	0- 0	0- 0	AWAY	1- 0	1- 1	1- 0			
1- 2	0- 1	0- 0	NEUTRAL	0- 1	1- 0	0- 0			
12- 0	0- 0	0- 0	CONFERENCE	1- 0	11- 0	6- 0			
5- 0	0- 0	0- 0	HOME	0- 0	5- 0	3- 0			
7- 0	0- 0	0- 0	AWAY	1- 0	6- 0	3- 0			
0- 0	0- 0	0- 0	NEUTRAL	0- 0	0- 0	0- 0			

RPI	S	Opponent	Score	RPI	S	Opponent	Score	Team's RPI: 42	RPI	S	Opponent	Score	RPI	S	Opponent	Score
24	N	DePaul	71 88						68	N	Belmont	63 71	105	H	Western Ill.	80 65
									79	A	Saint Mary's (CA)	73 65	112	A	Colorado St.	49 65
									83	A	Washington St.	64 56	119	A	BYU	84 70
									100	H	UNLV	50 52	129	H	Saint Francis (PA)	97 74
													139	N	Kent St.	77 57
													152	A	Pacific	99 72
													155	H	Portland St.	91 52
													159	H	Loyola Marymount	77 67
													165	A	San Francisco	81 57
													165	H	San Francisco	74 47
													195	H	Eastern Wash.	69 45
													213	A	San Diego	63 44
													226	A	Montana	70 55
													235	H	Pepperdine	73 51
													274	A	Santa Clara	63 51
													274	H	Santa Clara	71 44
													313	A	Portland	70 56
													313	H	Portland	75 36
LAST 12 Division I GAMES:																
119	A	BYU	84 70	165	H	San Francisco	74 47									
213	A	San Diego	63 44	313	A	Portland	70 56									
165	A	San Francisco	81 57	159	H	Loyola Marymount	77 67									
313	H	Portland	75 36	235	H	Pepperdine	73 51									
274	H	Santa Clara	71 44	274	A	Santa Clara	63 51									
79	A	Saint Mary's (CA)	73 65	152	A	Pacific	99 72									

Non-Div I Games:

Gonzaga

Average RPI Win:	289	WON-LOST	WINNING	LAST 10	STRENGTH OF	OPP. STRENGTH	TEAM	ADJ.	CONF.	ADJ CONF.
Average RPI Loss:	163	RECORD	PCT. RANK	GAMES	SCHEDULE	OF SCHEDULE	RPI	RPI	RPI	RPI
DIV. I ONLY	11- 11	171	7- 3	321	277	245	245	32	32	
DIV. I NON-CONF.	3- 8	268	0- 1	261	108	270	270	32	32	

TOTALS	RPI 1-25	RPI 26-50	W-L RECORDS	RPI 51-100	RPI 101-999	RPI 201+				
11- 11	0- 1	0- 0	OVERALL	0- 3	11- 7	10- 4				
7- 2	0- 1	0- 0	HOME	0- 0	7- 1	6- 1				
4- 8	0- 0	0- 0	AWAY	0- 0	4- 1	4- 1				
0- 1	0- 0	0- 0	NEUTRAL	0- 1	0- 0	0- 0				
3- 8	0- 1	0- 0	NON-CONFERENCE	0- 3	3- 4	3- 2				
2- 1	0- 1	0- 0	HOME	0- 0	2- 0	2- 0				
1- 6	0- 0	0- 0	AWAY	0- 2	1- 4	1- 2				
0- 1	0- 0	0- 0	NEUTRAL	0- 1	0- 0	0- 0				
8- 3	0- 0	0- 0	CONFERENCE	0- 0	8- 3	7- 2				
5- 1	0- 0	0- 0	HOME	0- 0	5- 1	4- 1				
3- 2	0- 0	0- 0	AWAY	0- 0	3- 2	3- 1				
0- 0	0- 0	0- 0	NEUTRAL	0- 0	0- 0	0- 0				

RPI 1-25				RPI 26-50				RPI 51-100				RPI 101+ Team's RPI: 245			
RPI	S	Opponent	Score	RPI	S	Opponent	Score	RPI	S	Opponent	Score	RPI	S	Opponent	Score
6	H	Florida St.	53 96					87	A	Arkansas	62 79	167	A	Southern U.	44 63
								91	N	North Carolina	63 79	167	H	Southern U.	79 71
								99	A	Alabama	49 73	178	A	Memphis	48 57
												192	A	Louisiana Tech	53 64
												208	A	Xavier	67 72
												212	A	Arkansas St.	56 76
												247	H	Texas Southern	63 73
												262	H	Prairie View	81 79
												273	A	McNeese	75 60
												279	A	Alcorn	75 68
												279	H	Alcorn	68 51
												284	H	Southeastern La.	61 52
												305	H	Alabama A&M	78 49
												308	A	Jackson St.	70 82
												317	H	Alabama St.	93 71
												333	H	La.-Monroe	61 52
												337	A	Ark.-Pine Bluff	66 57
												341	A	Mississippi Val.	64 62

LAST 12 Division I GAMES:															
279	H	Alcorn	68 51	262	H	Prairie View	81 79								
167	H	Southern U.	79 71	279	A	Alcorn	75 68								
341	A	Mississippi Val.	64 62	167	A	Southern U.	44 63								
337	A	Ark.-Pine Bluff	66 57	317	H	Alabama St.	93 71								
308	A	Jackson St.	70 82	305	H	Alabama A&M	78 49								
247	H	Texas Southern	63 73	87	A	Arkansas	62 79								

Non-Div I Games:

Grambling

Loss,
Non-Conf, S Site,
H Home
A Away
N Neutral

Average RPI Win: 289	WON-LOST RECORD	WINNING PCT. RANK	LAST 10 GAMES	STRENGTH OF SCHEDULE	OPP. STRENGTH OF SCHEDULE	TEAM RPI	ADJ. RPI	CONF. RPI	ADJ CONF. RPI
Average RPI Loss: 187									
DIV. I ONLY	9- 11	213	6- 3	341	273	278	278	30	30
DIV. I NON-CONF.	4- 8	239	3- 0	269	263	268	268	30	30

TOTALS	RPI 1-25	RPI 26-50	W-L RECORDS	RPI 51-100	RPI 101-999	RPI 201+			
9- 11	0- 1	0- 0	OVERALL	0- 1	9- 9	8- 5			
5- 4	0- 1	0- 0	HOME	0- 0	5- 3	5- 2			
4- 7	0- 0	0- 0	AWAY	0- 1	4- 6	3- 3			
0- 0	0- 0	0- 0	NEUTRAL	0- 0	0- 0	0- 0			
4- 8	0- 1	0- 0	NON-CONFERENCE	0- 1	4- 6	3- 2			
2- 3	0- 1	0- 0	HOME	0- 0	2- 2	2- 1			
2- 5	0- 0	0- 0	AWAY	0- 1	2- 4	1- 1			
0- 0	0- 0	0- 0	NEUTRAL	0- 0	0- 0	0- 0			
5- 3	0- 0	0- 0	CONFERENCE	0- 0	5- 3	5- 3			
3- 1	0- 0	0- 0	HOME	0- 0	3- 1	3- 1			
2- 2	0- 0	0- 0	AWAY	0- 0	2- 2	2- 2			
0- 0	0- 0	0- 0	NEUTRAL	0- 0	0- 0	0- 0			

RPI 1-25				RPI 26-50				RPI 51-100				RPI 101+ Team's RPI: 278			
RPI	S	Opponent	Score	RPI	S	Opponent	Score	RPI	S	Opponent	Score	RPI	S	Opponent	Score
19	H	Duke	61 74					100	A	UNLV	47 76	107	H	Ri ce	59 69
												130	A	Bethune-Cookman	60 69
												161	A	Cal Poly	69 75
												170	A	Washington	65 79
												180	A	Fla. Atlantic	77 73
												206	H	Seattle U	74 63
												234	A	New Mexico St.	60 64
												258	A	UMKC	82 84
												258	H	UMKC	59 62
												274	H	Santa Clara	39 38
												289	A	Valparaiso	75 80
												302	H	Southern Utah	59 54
												307	H	Utah Valley	81 61
												321	A	UTRGV	65 59
												324	A	Northern Ariz.	72 54
												335	H	Long Beach St.	63 65
												345	A	Chicago St.	59 43
												345	H	Chicago St.	64 36
LAST 12 Division I GAMES:															
345	A	Chicago St.	59 43	234	A	New Mexico St.	60 64								
258	A	UMKC	82 84	206	H	Seattle U	74 63								
307	H	Utah Valley	81 61	274	H	Santa Clara	39 38								
258	H	UMKC	59 62	302	H	Southern Utah	59 54								
345	H	Chicago St.	64 36	324	A	Northern Ariz.	72 54								
321	A	UTRGV	65 59	170	A	Washington	65 79								

Non-Div I Games: Arizona Christian 75 51 Benedictine Mesa 67 53

Grand Canyon

Average RPI Win:	152	WON-LOST	WINNING	LAST 10	STRENGTH OF	OPP. STRENGTH	TEAM	ADJ.	CONF.	ADJ CONF.
Average RPI Loss:	121	RECORD	PCT. RANK	GAMES	SCHEDULE	OF SCHEDULE	RPI	RPI	RPI	RPI
DIV. I ONLY	21- 2	7	10- 0	68	109	13	13	11	11	
DIV. I NON-CONF.	10- 1	15	0- 0	35	38	8	8	13	13	

TOTALS	RPI 1-25	RPI 26-50	W-L RECORDS	RPI 51-100	RPI 101-999	RPI 201+				
21- 2	0- 1	4- 0	OVERALL	5- 0	12- 1	7- 1				
11- 0	0- 0	2- 0	HOME	3- 0	6- 0	4- 0				
8- 1	0- 0	1- 0	AWAY	2- 0	5- 1	3- 1				
2- 1	0- 1	1- 0	NEUTRAL	0- 0	1- 0	0- 0				
10- 1	0- 1	4- 0	NON-CONFERENCE	1- 0	5- 0	2- 0				
4- 0	0- 0	2- 0	HOME	1- 0	1- 0	1- 0				
4- 0	0- 0	1- 0	AWAY	0- 0	3- 0	1- 0				
2- 1	0- 1	1- 0	NEUTRAL	0- 0	1- 0	0- 0				
11- 1	0- 0	0- 0	CONFERENCE	4- 0	7- 1	5- 1				
7- 0	0- 0	0- 0	HOME	2- 0	5- 0	3- 0				
4- 1	0- 0	0- 0	AWAY	2- 0	2- 1	2- 1				
0- 0	0- 0	0- 0	NEUTRAL	0- 0	0- 0	0- 0				

RPI 1-25				RPI 26-50				RPI 51-100				RPI 101+			
RPI	S	Opponent	Score	RPI	S	Opponent	Score	RPI	S	Opponent	Score	RPI	S	Opponent	Score
3	N	Mississippi St.	46 67	31	H	Marquette	63 55	64	A	IUPUI	60 34	115	H	Milwaukee	52 29
				33	N	Arizona St.	61 48	64	H	IUPUI	52 45	124	H	Cleveland St.	69 43
				41	H	South Dakota St.	55 41	92	H	Chattanooga	60 30	186	A	Wisconsin	67 34
				43	A	Dayton	75 64	93	A	Wright St.	58 51	189	N	Columbia	61 43
								93	H	Wright St.	75 68	191	A	Northwestern	63 57
												204	A	Oakland	81 48
												225	H	Youngstown St.	65 56
												238	A	Northern Ky.	54 62
												238	H	Northern Ky.	58 41
												248	H	Bradley	72 40
												295	A	Loyola Chicago	76 39
												309	A	Detroit Mercy	85 27
												314	H	Ill.-Chicago	65 36
LAST 12 Division I GAMES:															
				93	H	Wright St.	75 68	64	A	IUPUI	60 34				
				238	H	Northern Ky.	58 41	124	H	Cleveland St.	69 43				
				64	H	IUPUI	52 45	225	H	Youngstown St.	65 56				
				314	H	Ill.-Chicago	65 36	115	H	Milwaukee	52 29				
				204	A	Oakland	81 48	238	A	Northern Ky.	54 62				
				309	A	Detroit Mercy	85 27	93	A	Wright St.	58 51				

Non-Div I Games:

Green Bay

Average RPI Win:	274	WON-LOST	WINNING	LAST 10	STRENGTH OF	OPP. STRENGTH	TEAM	ADJ.	CONF.	ADJ CONF.
Average RPI Loss:	111	RECORD	PCT. RANK	GAMES	SCHEDULE	OF SCHEDULE	RPI	RPI	RPI	RPI
DIV. I ONLY	11- 11	171	7- 2	236	195	179	179	31	31	
DIV. I NON-CONF.	4- 9	249	2- 0	82	25	158	158	31	31	

TOTALS	RPI 1-25	RPI 26-50	W-L RECORDS	RPI 51-100	RPI 101-999	RPI 201+				
11- 11	0- 1	0- 1	OVERALL	1- 4	10- 5	9- 1				
5- 2	0- 0	0- 0	HOME	0- 1	5- 1	4- 0				
5- 8	0- 1	0- 1	AWAY	1- 3	4- 3	4- 1				
1- 1	0- 0	0- 0	NEUTRAL	0- 0	1- 1	1- 0				
4- 9	0- 1	0- 1	NON-CONFERENCE	1- 4	3- 3	2- 0				
2- 1	0- 0	0- 0	HOME	0- 1	2- 0	1- 0				
1- 7	0- 1	0- 1	AWAY	1- 3	0- 2	0- 0				
1- 1	0- 0	0- 0	NEUTRAL	0- 0	1- 1	1- 0				
7- 2	0- 0	0- 0	CONFERENCE	0- 0	7- 2	7- 1				
3- 1	0- 0	0- 0	HOME	0- 0	3- 1	3- 0				
4- 1	0- 0	0- 0	AWAY	0- 0	4- 1	4- 1				
0- 0	0- 0	0- 0	NEUTRAL	0- 0	0- 0	0- 0				

RPI 1-25				RPI 26-50				RPI 51-100				RPI 101+ Team's RPI: 179			
RPI	S	Opponent	Score	RPI	S	Opponent	Score	RPI	S	Opponent	Score	RPI	S	Opponent	Score
7	A	Oregon	45 87	28	A	Virginia	62 66	54	A	TCU	68 90	114	N	Brown	66 73
								62	H	Quinnipiac	58 64	130	H	Bethune-Cookman	56 61
								67	A	Elon	59 82	166	A	Samford	61 66
								91	A	North Carolina	70 66	174	A	Temple	56 65
								92	A	Chattanooga	52 64	189	H	Columbia	60 58
												224	A	N.C. A&T	63 51
												249	N	San Jose St.	81 73
												301	A	UMES	70 65
												303	H	Coppin St.	67 35
												311	H	Old Dominion	50 42
												323	A	South Carolina St.	70 78
												328	H	Delaware St.	66 62
												334	A	N.C. Central	62 53
												340	A	Savannah St.	81 53
												343	H	Florida A&M	66 65

LAST 12 Division I GAMES:															
224	A	N.C. A&T	63 51	340	A	Savannah St.	81 53	311	H	Old Dominion	50 42	328	H	Delaware St.	66 62
334	A	N.C. Central	62 53	311	H	Old Dominion	50 42	328	H	Delaware St.	66 62	301	A	UMES	70 65
303	H	Coppin St.	67 35	328	H	Delaware St.	66 62	301	A	UMES	70 65	189	H	Columbia	60 58
130	H	Bethune-Cookman	56 61	301	A	UMES	70 65	189	H	Columbia	60 58	166	A	Samford	61 66
343	H	Florida A&M	66 65	189	H	Columbia	60 58	166	A	Samford	61 66				
323	A	South Carolina St.	70 78	166	A	Samford	61 66								

Non-Div I Games:

Hampton

Average RPI Win:	247	WON-LOST	WINNING	LAST 10	STRENGTH OF	OPP. STRENGTH	TEAM	ADJ.	CONF.	ADJ CONF.
Average RPI Loss:	115	RECORD	PCT. RANK	GAMES	SCHEDULE	OF SCHEDULE	RPI	RPI	RPI	RPI
DIV. I ONLY	14- 10	123	5- 5	186	243	160	160	20	20	
DIV. I NON-CONF.	8- 5	111	1- 0	148	238	122	122	24	24	

TOTALS	RPI 1-25	RPI 26-50	W-L RECORDS	RPI 51-100	RPI 101-999	RPI 201+				
14- 10	0- 0	0- 2	OVERALL	1- 4	13- 4	10- 2				
8- 4	0- 0	0- 1	HOME	1- 1	7- 2	5- 1				
3- 6	0- 0	0- 0	AWAY	0- 0	3- 1	3- 1				
3- 0	0- 0	0- 0	NEUTRAL	0- 0	3- 0	2- 0				
8- 5	0- 0	0- 2	NON-CONFERENCE	0- 2	8- 1	6- 0				
4- 2	0- 0	0- 1	HOME	0- 0	4- 1	3- 0				
1- 3	0- 0	0- 1	AWAY	0- 2	1- 0	1- 0				
3- 0	0- 0	0- 0	NEUTRAL	0- 0	3- 0	2- 0				
6- 5	0- 0	0- 0	CONFERENCE	1- 2	5- 3	4- 2				
4- 2	0- 0	0- 0	HOME	1- 1	3- 1	2- 1				
2- 3	0- 0	0- 0	AWAY	0- 1	2- 2	2- 1				
0- 0	0- 0	0- 0	NEUTRAL	0- 0	0- 0	0- 0				

H
a
r
t
f
o
r
dH
a
r
t
f
o
r
d

RPI 1-25				RPI 26-50				RPI 51-100				RPI 101+ Team's RPI: 160			
RPI	S	Opponent	Score	RPI	S	Opponent	Score	RPI	S	Opponent	Score	RPI	S	Opponent	Score
				26	H	Villanova	53 71	73	A	Fordham	44 69	118	N	Yale	78 70
				38	A	Syracuse	63 75	75	H	Albany (NY)	70 55	128	H	Delaware	63 72
								77	A	Maine	56 59	145	A	Binghamton	59 64
								77	H	Maine	44 59	185	H	New Hampshire	85 49
								91	A	North Carolina	70 90	198	H	Siena	71 62
												210	A	Stony Brook	75 68
												210	H	Stony Brook	58 66
												229	H	Niagara	83 65
												230	H	Hofstra	60 49
												282	A	Bryant	59 47
												287	A	Vermont	47 53
												288	H	Central Conn. St.	68 52
												305	N	Alabama A&M	56 47
												315	N	Charleston So.	62 43
												327	H	UMBC	65 54
												346	A	UMass Lowell I	81 42
												346	H	UMass Lowell I	78 56

LAST 12 Division I GAMES:															
				77	A	Maine	56 59	327	H	UMBC	65 54				
				210	H	Stony Brook	58 66	145	A	Binghamton	59 64				
				185	H	New Hampshire	85 49	346	A	UMass Lowell I	81 42				
				346	H	UMass Lowell I	78 56	210	A	Stony Brook	75 68				
				287	A	Vermont	47 53	75	H	Albany (NY)	70 55				
				77	H	Maine	44 59	118	N	Yale	78 70				

Non-Div I Games:

Hartford

Loss,
Non-Conf,
S Site,
H Home
A Away
N Neutral

Average RPI Win:	193	WON-LOST	WINNING	LAST 10	STRENGTH OF	OPP. STRENGTH	TEAM	ADJ.	CONF.	ADJ CONF.
Average RPI Loss:	79	RECORD	PCT. RANK	GAMES	SCHEDULE	OF SCHEDULE	RPI	RPI	RPI	RPI
DIV. I ONLY	13- 6	73	8- 2	108	116	72	72	9	9	
DIV. I NON-CONF.	8- 5	111	4- 2	111	117	81	81	9	9	

TOTALS	RPI 1-25	RPI 26-50	W-L RECORDS	RPI 51-100	RPI 101-999	RPI 201+				
13- 6	0- 0	0- 3	OVERALL	0- 1	13- 2	7- 0				
10- 0	0- 0	0- 0	HOME	0- 0	10- 0	5- 0				
1- 5	0- 0	0- 2	AWAY	0- 1	1- 2	0- 0				
2- 1	0- 0	0- 1	NEUTRAL	0- 0	2- 0	2- 0				
8- 5	0- 0	0- 3	NON-CONFERENCE	0- 1	8- 1	6- 0				
5- 0	0- 0	0- 0	HOME	0- 0	5- 0	4- 0				
1- 4	0- 0	0- 2	AWAY	0- 1	1- 1	0- 0				
2- 1	0- 0	0- 1	NEUTRAL	0- 0	2- 0	2- 0				
5- 1	0- 0	0- 0	CONFERENCE	0- 0	5- 1	1- 0				
5- 0	0- 0	0- 0	HOME	0- 0	5- 0	1- 0				
0- 1	0- 0	0- 0	AWAY	0- 0	0- 1	0- 0				
0- 0	0- 0	0- 0	NEUTRAL	0- 0	0- 0	0- 0				

RPI 1-25				RPI 26-50				RPI 51-100				Team's RPI: 72				RPI 101+			
RPI	S	Opponent	Score	RPI	S	Opponent	Score	RPI	S	Opponent	Score	RPI	S	Opponent	Score	RPI	S	Opponent	Score
				28	A	Vi rgi ni a	48 50	77	A	Ma i ne	51 76	113	A	Dartmouth	56 63				
				36	A	FGCU	56 65					113	H	Dartmouth	76 65				
				43	N	Dayton	66 72					114	H	Brown	87 85				
												118	H	Yale	97 73				
												134	A	Northeastern	79 69				
												174	A	Temple	64 86				
												189	H	Col umbi a	85 67				
												198	H	Si ena	75 67				
												202	H	Boston U.	80 70				
												210	H	Stony Brook	60 53				
												217	N	Akron	76 63				
												224	N	N. C. A&T	64 60				
												232	H	La Salle	70 61				
												270	H	Cornel I	80 58				
												286	H	Sacred Heart	70 62				
LAST 12 Division I GAMES:																			
				270	H	Cornel I	80 58					113	A	Dartmouth	56 63				
				189	H	Col umbi a	85 67					210	H	Stony Brook	60 53				
				114	H	Brown	87 85					217	N	Akron	76 63				
				118	H	Yale	97 73					36	A	FGCU	56 65				
				113	H	Dartmouth	76 65					134	A	Northeastern	79 69				
				232	H	La Salle	70 61					174	A	Temple	64 86				

Non-Div I Games:

Harvard

Average RPI		Win: 249	WON-LOST RECORD	WINNING PCT. RANK	LAST 10 GAMES	STRENGTH OF SCHEDULE	OPP. STRENGTH OF SCHEDULE	TEAM RPI	ADJ. RPI	CONF. RPI	ADJ CONF. RPI
DIV. I ONLY			8- 14	248	2- 8	200	192	254	254	21	21
DIV. I NON-CONF.			6- 6	170	0- 1	139	148	177	177	20	20

TOTALS		RPI 1-25		RPI 26-50		W-L RECORDS	RPI 51-100	RPI 101-999		RPI 201+	
8- 14		0- 2		0- 1		OVERALL	0- 2	8- 9		7- 3	
6- 5		0- 0		0- 1		HOME	0- 1	6- 3		5- 0	
2- 7		0- 0		0- 0		AWAY	0- 1	2- 6		2- 3	
0- 2		0- 2		0- 0		NEUTRAL	0- 0	0- 0		0- 0	
6- 6		0- 2		0- 1		NON-CONFERENCE	0- 1	6- 2		5- 1	
4- 3		0- 0		0- 1		HOME	0- 1	4- 1		3- 0	
2- 1		0- 0		0- 0		AWAY	0- 0	2- 1		2- 1	
0- 2		0- 2		0- 0		NEUTRAL	0- 0	0- 0		0- 0	
2- 8		0- 0		0- 0		CONFERENCE	0- 1	2- 7		2- 2	
2- 2		0- 0		0- 0		HOME	0- 0	2- 2		2- 0	
0- 6		0- 0		0- 0		AWAY	0- 1	0- 5		0- 2	
0- 0		0- 0		0- 0		NEUTRAL	0- 0	0- 0		0- 0	

H
a
w
a
i
iH
a
w
a
i
i

RPI 1-25				RPI 26-50				RPI 51-100				RPI 101+ Team's RPI: 254			
RPI	S	Opponent	Score	RPI	S	Opponent	Score	RPI	S	Opponent	Score	RPI	S	Opponent	Score
7	N	Oregon	44 85	35	H	Purdue	67 79	51	H	Southern Cal i fornia	60 71	161	A	Cal Poly	50 52
15	N	Texas A&M	59 103					69	A	UC Davis	52 76	169	H	Marist	70 63
												171	H	Idaho St.	62 64
												177	A	UC Irvine	66 70
												177	H	UC Irvi ne	67 74
												184	H	CSUN	58 70
												201	A	UC Santa Barbara	61 71
												206	A	Seattle U	73 58
												213	H	San Diego	64 63
												222	H	Montana St.	81 75
												244	A	UC Ri versi de	57 79
												244	H	UC Ri versi de	63 57
												281	A	Ari zona	65 60
												298	A	Cal St. Fullerton	57 69
												313	A	Portl and	47 76
												324	H	Northern Ariz.	84 68
												335	H	Long Beach St.	74 66

LAST 12 Division I GAMES:															
201	A	UC Santa Barbara	61 71	335	H	Long Beach St.	74 66	177	H	UC Irvine	67 74				
161	A	Cal Poly	50 52	69	A	UC Davis	52 76	298	A	Cal St. Fullerton	57 69				
244	H	UC Ri versi de	63 57	7	N	Oregon	44 85	15	N	Texas A&M	59 103				
184	H	CSUN	58 70												
177	A	UC Irvi ne	66 70												
244	A	UC Ri versi de	57 79												

Non-Div I Games: Hawai i Paci fi c 67 57

Hawai i

Average RPI	Win:	264	WON-LOST	WINNING	LAST 10	STRENGTH OF	OPP. STRENGTH	TEAM	ADJ.	CONF.	ADJ CONF.
Average RPI	Loss:	114	RECORD	PCT. RANK	GAMES	SCHEDULE	OF SCHEDULE	RPI	RPI	RPI	RPI
DIV. I ONLY		11- 8		129	7- 3	209	255	150	150	28	28
DIV. I NON-CONF.		4- 5		202	2- 0	121	72	127	127	28	28

TOTALS	RPI 1-25		RPI 26-50		W-L RECORDS	RPI 51-100		RPI 101-999		RPI 201+	
11- 8	0- 1		0- 0		OVERALL	0- 3		11- 4		10- 1	
4- 4	0- 0		0- 0		HOME	0- 1		4- 3		4- 1	
7- 4	0- 0		0- 0		AWAY	0- 1		7- 1		6- 0	
0- 0	0- 0		0- 0		NEUTRAL	0- 0		0- 0		0- 0	
4- 5	0- 1		0- 0		NON-CONFERENCE	0- 3		4- 1		3- 0	
1- 2	0- 0		0- 0		HOME	0- 1		1- 1		1- 0	
3- 3	0- 1		0- 0		AWAY	0- 2		3- 0		2- 0	
0- 0	0- 0		0- 0		NEUTRAL	0- 0		0- 0		0- 0	
7- 3	0- 0		0- 0		CONFERENCE	0- 0		7- 3		7- 1	
3- 2	0- 0		0- 0		HOME	0- 0		3- 2		3- 1	
4- 1	0- 0		0- 0		AWAY	0- 0		4- 1		4- 0	
0- 0	0- 0		0- 0		NEUTRAL	0- 0		0- 0		0- 0	

RPI 1-25				RPI 26-50				RPI 51-100				RPI 101+ Team's RPI: 150			
RPI	S	Opponent	Score	RPI	S	Opponent	Score	RPI	S	Opponent	Score	RPI	S	Opponent	Score
19	A	Duke	50 77					63	A	Virginia Tech	63 86	108	H	Liberty	42 65
								74	H	UAB	61 77	153	H	Davi dson	74 82
								76	A	Ohio	61 64	157	A	Stetson	69 64
												175	A	Radford	47 50
												216	A	Norfol k St.	59 56
												219	H	Gardner-Webb	83 80
												231	A	UNCG	81 72
												242	A	Campbel l	62 53
												242	H	Campbel l	44 51
												246	A	UNC Asheville	58 45
												259	H	Presbyteri an	81 55
												315	A	Charleston So.	75 74
												326	H	Western Caro.	75 69
												339	A	Wint hrop	79 58
												349	H	Longwood	62 41
LAST 12 Division I GAMES:															
242	H	Campbel l	44 51	339	A	Wint hrop	79 58								
108	H	Liberty	42 65	259	H	Presbyteri an	81 55								
315	A	Charleston So.	75 74	246	A	UNC Asheville	58 45								
175	A	Radford	47 50	219	H	Gardner-Webb	83 80								
349	H	Longwood	62 41	231	A	UNCG	81 72								
242	A	Campbel l	62 53	326	H	Western Caro.	75 69								

Non-Div I Games: N. C. Wesleyan 111 54 Barton 82 69

High Point

H
o
f
s
t
r
a

Hofstra				Through Games Of Feb. 5, 2018							
Average RPI	Win:	245	WON-LOST	WINNING	LAST 10	STRENGTH OF	OPP. STRENGTH	TEAM	ADJ.	CONF.	ADJ CONF.
Average RPI	Loss:	139	RECORD	PCT. RANK	GAMES	SCHEDULE	OF SCHEDULE	RPI	RPI	RPI	RPI
DIV. I ONLY		10- 12	205	4- 6	254	174	230	230	10	10	
DIV. I NON-CONF.		6- 5	153	1- 0	330	226	242	242	12	12	

TOTALS		RPI 1-25	RPI 26-50		W-L RECORDS		RPI 51-100	RPI 101-999	RPI 201+		
10- 12		0- 0	0- 0		OVERALL		0- 5	10- 7	8- 2		
5- 6		0- 0	0- 0		HOME		0- 2	5- 4	4- 2		
4- 6		0- 0	0- 0		AWAY		0- 3	4- 3	4- 0		
1- 0		0- 0	0- 0		NEUTRAL		0- 0	1- 0	0- 0		
6- 5		0- 0	0- 0		NON-CONFERENCE		0- 1	6- 4	5- 1		
3- 2		0- 0	0- 0		HOME		0- 0	3- 2	3- 1		
2- 3		0- 0	0- 0		AWAY		0- 1	2- 2	2- 0		
1- 0		0- 0	0- 0		NEUTRAL		0- 0	1- 0	0- 0		
4- 7		0- 0	0- 0		CONFERENCE		0- 4	4- 3	3- 1		
2- 4		0- 0	0- 0		HOME		0- 2	2- 2	1- 1		
2- 3		0- 0	0- 0		AWAY		0- 2	2- 1	2- 0		
0- 0		0- 0	0- 0		NEUTRAL		0- 0	0- 0	0- 0		

H
o
f
s
t
r
a

RPI 1-25				RPI 26-50				RPI 51-100				RPI 101+ Team's RPI: 230			
RPI	S	Opponent	Score	RPI	S	Opponent	Score	RPI	S	Opponent	Score	RPI	S	Opponent	Score
								57	A	Drexel	38 47	102	N	Wake Forest	69 66
								57	H	Drexel	47 58	128	H	Delaware	51 58
								82	A	James Madison	56 73	137	A	William & Mary	53 63
								82	H	James Madison	42 55	137	H	William & Mary	65 54
								100	A	UNLV	52 68	160	A	Hartford	49 60
												189	A	Col umbi a	53 75
												198	H	Siena	60 70
												210	H	Stony Brook	49 73
												236	H	Holy Cross	69 63
												237	H	St. Bonaventure	71 68
												260	A	Col. of Charleston	75 60
												260	H	Col. of Charleston	65 60
												264	A	UNCW	69 61
												264	H	UNCW	55 59
												286	A	Sacred Heart	86 81
												327	H	UMBC	71 55
												338	A	Iona	68 43
LAST 12 Division I GAMES:															
264	H	UNCW	55 59	128	H	Delaware	51 58								
137	A	William & Mary	53 63	264	A	UNCW	69 61								
82	A	James Madison	56 73	260	A	Col. of Charleston	75 60								
57	H	Drexel	47 58	57	A	Drexel	38 47								
137	H	William & Mary	65 54	82	H	James Madison	42 55								
260	H	Col. of Charleston	65 60	237	H	St. Bonaventure	71 68								

Non-Div I Games:

Hofstra

Average RPI Win: 258		WON-LOST RECORD	WINNING PCT. RANK	LAST 10 GAMES	STRENGTH OF SCHEDULE	OPP. STRENGTH OF SCHEDULE	TEAM RPI	ADJ. RPI	CONF. RPI	ADJ CONF. RPI
Average RPI Loss: 157										
DIV. I ONLY		10- 12	205	4- 6	278	226	236	236	15	15
DIV. I NON-CONF.		5- 6	187	0- 1	302	302	255	255	18	18
TOTALS		RPI 1-25	RPI 26-50	W-L RECORDS		RPI 51-100	RPI 101-999	RPI 201+		
10- 12	0- 0		0- 0	OVERALL		0- 3	10- 9	8- 4		
3- 8	0- 0		0- 0	HOME		0- 3	3- 5	2- 2		
7- 4	0- 0		0- 0	AWAY		0- 0	7- 4	6- 2		
0- 0	0- 0		0- 0	NEUTRAL		0- 0	0- 0	0- 0		
5- 6	0- 0		0- 0	NON-CONFERENCE		0- 1	5- 5	5- 1		
2- 3	0- 0		0- 0	HOME		0- 1	2- 2	2- 0		
3- 3	0- 0		0- 0	AWAY		0- 0	3- 3	3- 1		
0- 0	0- 0		0- 0	NEUTRAL		0- 0	0- 0	0- 0		
5- 6	0- 0		0- 0	CONFERENCE		0- 2	5- 4	3- 3		
1- 5	0- 0		0- 0	HOME		0- 2	1- 3	0- 2		
4- 1	0- 0		0- 0	AWAY		0- 0	4- 1	3- 1		
0- 0	0- 0		0- 0	NEUTRAL		0- 0	0- 0	0- 0		

RPI 1-25				RPI 26-50				RPI 51-100				RPI 101+				Team's RPI: 236	
RPI	S	Opponent	Score	RPI	S	Opponent	Score	RPI	S	Opponent	Score	RPI	S	Opponent	Score		
								66	H	American	63	68	113	H	Dartmouth	74	76
								75	H	Albany (NY)	56	65	114	A	Brown	78	82
								84	H	Navy	58	65	136	H	Bucknell	47	71
													163	H	Lehigh	54	49
													169	A	Marist	74	85
													182	A	Army West Point	70	62
													196	H	Boston College	61	70
													202	A	Boston U.	60	57
													228	A	Loyola Maryland	60	77
													228	H	Loyola Maryland	58	65
													230	A	Hofstra	63	69
													243	A	Lafayette	69	56
													243	H	Lafayette	65	69
													268	A	Rider	83	56
													272	A	Colgate	71	64
													282	H	Bryant	59	57
													287	H	Vermont	64	53
													332	A	Rhode Island	69	63
													346	A	UMass Lowell	84	56
LAST 12 Division I GAMES:																	
				228	H	Loyola Maryland	58	65	84	H	Navy	58	65				
				243	A	Lafayette	69	56	228	A	Loyola Maryland	60	77				
				66	H	American	63	68	163	H	Lehigh	54	49				
				136	H	Bucknell	47	71	243	H	Lafayette	65	69				
				182	A	Army West Point	70	62	272	A	Colgate	71	64				
				202	A	Boston U.	60	57	113	H	Dartmouth	74	76				

Non-Div I Games:

Hol y Cross

■ Loss, ■ Non-Conf, S Site, H Home A Away N Neutral

Average RPI Win:	166	WON-LOST	WINNING	LAST 10	STRENGTH OF	OPP. STRENGTH	TEAM	ADJ.	CONF.	ADJ CONF.
Average RPI Loss:	98	RECORD	PCT. RANK	GAMES	SCHEDULE	OF SCHEDULE	RPI	RPI	RPI	RPI
DIV. I ONLY	18- 6	45	7- 3	103	78	44	44	8	8	
DIV. I NON-CONF.	11- 3	46	2- 0	104	109	30	30	7	7	

TOTALS	RPI 1-25	RPI 26-50	W-L RECORDS	RPI 51-100	RPI 101-999	RPI 201+				
18- 6	0- 3	0- 0	OVERALL	3- 0	15- 3	5- 1				
8- 2	0- 1	0- 0	HOME	2- 0	6- 1	3- 0				
7- 4	0- 2	0- 0	AWAY	1- 0	6- 2	2- 1				
3- 0	0- 0	0- 0	NEUTRAL	0- 0	3- 0	0- 0				
11- 3	0- 2	0- 0	NON-CONFERENCE	1- 0	10- 1	3- 0				
5- 0	0- 0	0- 0	HOME	1- 0	4- 0	2- 0				
3- 3	0- 2	0- 0	AWAY	0- 0	3- 1	1- 0				
3- 0	0- 0	0- 0	NEUTRAL	0- 0	3- 0	0- 0				
7- 3	0- 1	0- 0	CONFERENCE	2- 0	5- 2	2- 1				
3- 2	0- 1	0- 0	HOME	1- 0	2- 1	1- 0				
4- 1	0- 0	0- 0	AWAY	1- 0	3- 1	1- 1				
0- 0	0- 0	0- 0	NEUTRAL	0- 0	0- 0	0- 0				

RPI 1-25				RPI 26-50				Team's RPI: 44				RPI 51-100				RPI 101+			
RPI	S	Opponent	Score	RPI	S	Opponent	Score	RPI	S	Opponent	Score	RPI	S	Opponent	Score	RPI	S	Opponent	Score
1	H	UConn	35 95					96	H	George Mason	82 73	108	N	Li berty	75 68				
14	A	Rutgers	57 75					98	A	Tul ane	98 92	115	N	Mil waukee	74 59				
15	A	Texas A&M	65 83					98	H	Tul ane	72 48	134	N	Northeastern	72 64				
																142	H	Ci nci nnati	82 88
																143	A	Texas St.	72 67
																144	H	ETSU	88 69
																156	A	Wi chi ta St.	73 62
																156	H	Wi chi ta St.	73 55
																174	A	Temple	99 75
																189	H	Col umbi a	77 53
																196	A	Boston College	74 79
																199	A	UT Ar lington	62 58
																214	A	SMU	85 75
																214	H	SMU	60 56
																218	A	East Carol i na	78 80
																221	H	Texas Tech	79 75
																223	A	New Or leans	78 66
																300	H	Incar nate Word	98 67
LAST 12 Division I GAMES:																			
156	A	Wi chi ta St.	73 62	142	H	Ci nci nnati	82 88												
98	H	Tul ane	72 48	98	A	Tul ane	98 92												
214	H	SMU	60 56	156	H	Wi chi ta St.	73 55												
218	A	East Carol i na	78 80	214	A	SMU	85 75												
174	A	Temple	99 75	189	H	Col umbi a	77 53												
1	H	UConn	35 95	96	H	George Mason	82 73												

Average RPI Win:	315	WON-LOST	WINNING	LAST 10	STRENGTH OF	OPP. STRENGTH	TEAM	ADJ.	CONF.	ADJ CONF.
Average RPI Loss:	194	RECORD	PCT. RANK	GAMES	SCHEDULE	OF SCHEDULE	RPI	RPI	RPI	RPI
DIV. I ONLY	2- 14	329	2- 8	250	334	322	322	25	25	
DIV. I NON-CONF.	0- 6	337	0- 2	70	326	303	303	25	25	

TOTALS	RPI 1-25	RPI 26-50	W-L RECORDS	RPI 51-100	RPI 101-999	RPI 201+				
2- 14	0- 0	0- 1	OVERALL	0- 0	2- 13	2- 8				
0- 5	0- 0	0- 0	HOME	0- 0	0- 5	0- 3				
2- 9	0- 0	0- 1	AWAY	0- 0	2- 8	2- 5				
0- 0	0- 0	0- 0	NEUTRAL	0- 0	0- 0	0- 0				
0- 6	0- 0	0- 1	NON-CONFERENCE	0- 0	0- 5	0- 2				
0- 0	0- 0	0- 0	HOME	0- 0	0- 0	0- 0				
0- 6	0- 0	0- 1	AWAY	0- 0	0- 5	0- 2				
0- 0	0- 0	0- 0	NEUTRAL	0- 0	0- 0	0- 0				
2- 8	0- 0	0- 0	CONFERENCE	0- 0	2- 8	2- 6				
0- 5	0- 0	0- 0	HOME	0- 0	0- 5	0- 3				
2- 3	0- 0	0- 0	AWAY	0- 0	2- 3	2- 3				
0- 0	0- 0	0- 0	NEUTRAL	0- 0	0- 0	0- 0				

RPI 1-25				RPI 26-50				RPI 51-100				RPI 101+ Team's RPI: 322			
RPI	S	Opponent	Score	RPI	S	Opponent	Score	RPI	S	Opponent	Score	RPI	S	Opponent	Score
				27	A	South Fla.	43 90					103	H	Lamar University	51 79
												107	A	Rice	45 67
												122	A	UTEP	62 69
												127	H	SFA	54 76
												192	A	Louisiana Tech	62 85
												203	A	Abilene Christian	68 80
												205	A	Oral Roberts	56 78
												223	A	New Orleans	52 70
												256	A	A&M-Corpus Christi	49 50
												257	H	Nicholls St.	61 73
												273	H	McNeese	74 86
												284	H	Southeastern La.	61 76
												300	A	Incarinate Word	58 56
												330	A	Sam Houston St.	69 61
												333	A	La. -Monroe	73 77
LAST 12 Division I GAMES:															
127	H	SFA	54 76	203	A	Abilene Christian	68 80								
256	A	A&M-Corpus Christi	49 50	257	H	Nicholls St.	61 73								
300	A	Incarinate Word	58 56	223	A	New Orleans	52 70								
273	H	McNeese	74 86	103	H	Lamar University	51 79								
284	H	Southeastern La.	61 76	192	A	Louisiana Tech	62 85								
330	A	Sam Houston St.	69 61	333	A	La. -Monroe	73 77								

Non-Div I Games: LeTourneau 88 43 Paul Quinn 74 54 Jarvis Christian 78 30 Huston-Tillotson 76 72 Houston Baptist

Average RPI Win: **299**
 Average RPI Loss: **161**

WON-LOST
RECORD

WINNING
PCT. RANK

LAST 10
GAMES

STRENGTH OF
SCHEDULE

OPP. STRENGTH
OF SCHEDULE

TEAM
RPI

ADJ.
RPI

CONF.
RPI

ADJ CONF.
RPI

DIV. I ONLY	9- 13	225	5- 4	197	344	241	241	31	31
DIV. I NON-CONF.	4- 9	249	1- 1	50	306	216	216	31	31
TOTALS	RPI 1-25	RPI 26-50	W-L RECORDS	RPI 51-100	RPI 101-999	RPI 201+			
9- 13	0- 2	0- 0	OVERALL	0- 1	9- 10	9- 4			
6- 4	0- 0	0- 0	HOME	0- 0	6- 4	6- 1			
3- 9	0- 0	0- 0	AWAY	0- 0	3- 1	3- 1			
0- 0	0- 0	0- 0	NEUTRAL	0- 0	0- 0	0- 0			
4- 9	0- 2	0- 0	NON-CONFERENCE	0- 1	4- 6	4- 1			
4- 2	0- 0	0- 0	HOME	0- 0	4- 2	4- 0			
0- 7	0- 2	0- 0	AWAY	0- 1	0- 4	0- 1			
0- 0	0- 0	0- 0	NEUTRAL	0- 0	0- 0	0- 0			
5- 4	0- 0	0- 0	CONFERENCE	0- 0	5- 4	5- 3			
2- 2	0- 0	0- 0	HOME	0- 0	2- 2	2- 1			
3- 2	0- 0	0- 0	AWAY	0- 0	3- 2	3- 2			
0- 0	0- 0	0- 0	NEUTRAL	0- 0	0- 0	0- 0			

RPI	S	Opponent	Score	RPI	S	Opponent	Score	RPI	S	Opponent	Score	RPI	S	Opponent	Score	Team's RPI: 241
18	A	Maryland	49 111					58	A	Mercer	44 70	114	H	Brown	81 85	
20	A	Georgia	47 87									125	A	Georgetown	41 93	
												130	H	Bethune-Cookman	55 59	
												137	H	William & Mary	71 83	
												142	A	Cincinnati	53 87	
												198	A	Siena	61 72	
												224	H	N. C. A&T	68 76	
												242	H	Campbell	63 61	
												265	H	Fairleigh Dickinson	68 65	
												275	A	Morgan St.	68 61	
												276	H	St. Francis Brooklyn	72 69	
												287	A	Vermont	65 88	
												292	H	FIU	69 62	
												301	A	UMES	52 58	
												323	A	South Carolina St.	68 58	
												334	H	N. C. Central	69 54	
												340	A	Savannah St.	87 59	
												343	A	Florida A&M	59 74	
												343	H	Florida A&M	76 65	
LAST 12 Division I GAMES:																
275	A	Morgan St.	68 61	323	A	South Carolina St.	68 58	130	H	Bethune-Cookman	55 59	114	H	Brown	81 85	
343	H	Florida A&M	76 65	343	A	Florida A&M	59 74	242	H	Campbell	63 61	242	H	Campbell	63 61	
301	A	UMES	52 58	58	A	Mercer	44 70									
224	H	N. C. A&T	68 76													
334	H	N. C. Central	69 54													
340	A	Savannah St.	87 59													

Howard

Howard

Non-Div I Games:

Howard

Loss, **Non-Conf**, **S Site**, **H Home**, **A Away**, **N Neutral**

Average RPI Win:	208	WON-LOST	WINNING	LAST 10	STRENGTH OF	OPP. STRENGTH	TEAM	ADJ.	CONF.	ADJ CONF.
Average RPI Loss:	38	RECORD	PCT. RANK	GAMES	SCHEDULE	OF SCHEDULE	RPI	RPI	RPI	RPI
DIV. I ONLY	16- 5	42	8- 2	167	107	64	64	11	11	
DIV. I NON-CONF.	7- 3	74	0- 1	229	35	78	78	13	13	

TOTALS	RPI 1-25	RPI 26-50	W-L RECORDS	RPI 51-100	RPI 101-999	RPI 201+				
16- 5	0- 3	0- 1	OVERALL	3- 1	13- 0	9- 0				
4- 2	0- 1	0- 0	HOME	0- 1	4- 0	4- 0				
11- 3	0- 2	0- 1	AWAY	2- 0	9- 0	5- 0				
1- 0	0- 0	0- 0	NEUTRAL	1- 0	0- 0	0- 0				
7- 3	0- 1	0- 1	NON-CONFERENCE	2- 1	5- 0	3- 0				
1- 1	0- 0	0- 0	HOME	0- 1	1- 0	1- 0				
5- 2	0- 1	0- 1	AWAY	1- 0	4- 0	2- 0				
1- 0	0- 0	0- 0	NEUTRAL	1- 0	0- 0	0- 0				
9- 2	0- 2	0- 0	CONFERENCE	1- 0	8- 0	6- 0				
3- 1	0- 1	0- 0	HOME	0- 0	3- 0	3- 0				
6- 1	0- 1	0- 0	AWAY	1- 0	5- 0	3- 0				
0- 0	0- 0	0- 0	NEUTRAL	0- 0	0- 0	0- 0				

RPI 1-25				RPI 26-50				RPI 51-100				RPI 101+			
RPI	S	Opponent	Score	RPI	S	Opponent	Score	RPI	S	Opponent	Score	RPI	S	Opponent	Score
13	A	Green Bay	45 52	47	A	UCF	59 63	76	A	Ohio	76 52	115	A	Milwaukee	70 68
13	H	Green Bay	34 60					78	N	Wyoming	65 59	124	A	Cleveland St.	77 64
24	A	DePaul	71 85					93	A	Wright St.	64 61	154	A	UNI	54 48
								95	H	Miami (OH)	83 96	178	A	Memphis	80 57
												204	H	Oakland	80 64
												225	A	Youngstown St.	65 43
												238	A	Northern Ky.	71 35
												255	H	Indiana St.	86 57
												309	H	Detroit Mercy	90 62
												314	A	Ill. -Chicago	82 46
												314	H	Ill. -Chicago	68 43
												320	A	Ga. Southern	72 52
												329	A	Tennessee Tech	68 54

LAST 12 Division I GAMES:															
314	H	Ill. -Chicago	68 43	204	H	Oakland	80 64								
13	A	Green Bay	45 52	309	H	Detroit Mercy	90 62								
115	A	Milwaukee	70 68	225	A	Youngstown St.	65 43								
93	A	Wright St.	64 61	124	A	Cleveland St.	77 64								
238	A	Northern Ky.	71 35	314	A	Ill. -Chicago	82 46								
13	H	Green Bay	34 60	24	A	DePaul	71 85								

Non-Div I Games: Georgetown (KY) 85 52

IUPUI

Average RPI Win:	197	WON-LOST	WINNING	LAST 10	STRENGTH OF	OPP. STRENGTH	TEAM	ADJ.	CONF.	ADJ CONF.
Average RPI Loss:	126	RECORD	PCT. RANK	GAMES	SCHEDULE	OF SCHEDULE	RPI	RPI	RPI	RPI
DIV. I ONLY	11- 10	160	7- 3	201	85	162	162	19	19	
DIV. I NON-CONF.	3- 7	254	0- 0	66	75	171	171	15	15	

TOTALS	RPI 1-25	RPI 26-50	W-L RECORDS	RPI 51-100	RPI 101-999	RPI 201+				
11- 10	0- 1	1- 2	OVERALL	0- 2	10- 5	4- 3				
6- 4	0- 0	0- 1	HOME	0- 1	6- 2	4- 1				
5- 5	0- 0	1- 0	AWAY	0- 0	4- 0	0- 0				
0- 1	0- 0	0- 0	NEUTRAL	0- 1	0- 0	0- 0				
3- 7	0- 1	0- 1	NON-CONFERENCE	0- 2	3- 3	1- 2				
1- 3	0- 0	0- 0	HOME	0- 1	1- 2	1- 1				
2- 3	0- 1	0- 1	AWAY	0- 0	2- 1	0- 1				
0- 1	0- 0	0- 0	NEUTRAL	0- 1	0- 0	0- 0				
8- 3	0- 0	1- 1	CONFERENCE	0- 0	7- 2	3- 1				
5- 1	0- 0	0- 1	HOME	0- 0	5- 0	3- 0				
3- 2	0- 0	1- 0	AWAY	0- 0	2- 2	0- 1				
0- 0	0- 0	0- 0	NEUTRAL	0- 0	0- 0	0- 0				

RPI 1-25				RPI 26-50				RPI 51-100				RPI 101+ Team's RPI: 162			
RPI	S	Opponent	Score	RPI	S	Opponent	Score	RPI	S	Opponent	Score	RPI	S	Opponent	Score
5	A	Ohio St.	56 99	32	A	Northern Colo.	79 71	54	N	TCU	76 86	112	A	Colorado St.	83 69
				32	H	Northern Colo.	72 78	78	H	Wyoming	64 70	155	A	Portland St.	101 90
				33	A	Arizona St.	33 77					155	H	Portland St.	61 60
												158	A	North Dakota	78 64
												158	H	North Dakota	80 75
												170	H	Washington	69 81
												184	A	CSUN	80 75
												195	A	Eastern Wash.	64 71
												203	A	Abilene Christian	72 82
												206	H	Seattle U	60 68
												285	A	Sacramento St.	64 79
												285	H	Sacramento St.	101 66
												298	H	Cal St. Fullerton	80 60
												302	H	Southern Utah	74 51
												324	H	Northern Ariz.	83 68

LAST 12 Division I GAMES:															
				285	H	Sacramento St.	101 66	195	A	Eastern Wash.	64 71				
				155	H	Portland St.	61 60	155	A	Portland St.	101 90				
				158	A	North Dakota	78 64	285	A	Sacramento St.	64 79				
				32	A	Northern Colo.	79 71	32	H	Northern Colo.	72 78				
				324	H	Northern Ariz.	83 68	158	H	North Dakota	80 75				
				302	H	Southern Utah	74 51	33	A	Arizona St.	33 77				

Non-Div I Games: Eastern Ore. 84 70

Idaho

Average RPI Win:	246	WON-LOST	WINNING	LAST 10	STRENGTH OF	OPP. STRENGTH	TEAM	ADJ.	CONF.	ADJ CONF.
Average RPI Loss:	144	RECORD	PCT. RANK	GAMES	SCHEDULE	OF SCHEDULE	RPI	RPI	RPI	RPI
DIV. I ONLY	12- 7	105	6- 4	329	143	171	171	19	19	
DIV. I NON-CONF.	6- 3	87	1- 0	295	154	107	107	15	15	

TOTALS	RPI 1-25	RPI 26-50	W-L RECORDS	RPI 51-100	RPI 101-999	RPI 201+				
12- 7	0- 0	0- 1	OVERALL	0- 2	12- 4	8- 2				
4- 2	0- 0	0- 1	HOME	0- 0	4- 1	3- 0				
8- 5	0- 0	0- 0	AWAY	0- 0	8- 0	5- 0				
0- 0	0- 0	0- 0	NEUTRAL	0- 0	0- 0	0- 0				
6- 3	0- 0	0- 0	NON-CONFERENCE	0- 2	6- 1	4- 1				
1- 0	0- 0	0- 0	HOME	0- 0	1- 0	1- 0				
5- 3	0- 0	0- 0	AWAY	0- 2	5- 1	3- 1				
0- 0	0- 0	0- 0	NEUTRAL	0- 0	0- 0	0- 0				
6- 4	0- 0	0- 1	CONFERENCE	0- 0	6- 3	4- 1				
3- 2	0- 0	0- 1	HOME	0- 0	3- 1	2- 0				
3- 2	0- 0	0- 0	AWAY	0- 0	3- 2	2- 1				
0- 0	0- 0	0- 0	NEUTRAL	0- 0	0- 0	0- 0				

RPI 1-25				RPI 26-50				RPI 51-100				RPI 101+				Team's RPI: 171
RPI	S	Opponent	Score	RPI	S	Opponent	Score	RPI	S	Opponent	Score	RPI	S	Opponent	Score	
				32	H	Northern Colo.	57 63	78	A	Wyoming	53 61	140	A	Weber St.	73 84	
								83	A	Washington St.	55 72	140	H	Weber St.	70 76	
												155	A	Portland St.	88 59	
												158	H	North Dakota	57 46	
												170	A	Washington	79 59	
												177	A	UC Irvine	78 72	
												206	A	Seattle U	74 69	
												235	A	Pepperdine	74 80	
												254	A	Hawaii	64 62	
												285	A	Sacramento St.	85 71	
												290	H	Utah St.	64 44	
												302	A	Southern Utah	70 76	
												302	H	Southern Utah	66 39	
												307	A	Utah Valley	70 58	
												324	A	Northern Ari z.	75 55	
												324	H	Northern Ari z.	76 59	

LAST 12 Division I GAMES:																
				302	H	Southern Utah	66 39	158	H	North Dakota	57 46					
				324	H	Northern Ari z.	76 59	324	A	Northern Ari z.	75 55					
				140	A	Weber St.	73 84	302	A	Southern Utah	70 76					
				285	A	Sacramento St.	85 71	140	H	Weber St.	70 76					
				155	A	Portland St.	88 59	307	A	Utah Valley	70 58					
				32	H	Northern Colo.	57 63	254	A	Hawaii	64 62					

Non-Div I Games: Westminster (UT) 83 45 Col. of Idaho 89 32

Idaho St.

Average RPI Win:	276	WON-LOST	WINNING	LAST 10	STRENGTH OF	OPP. STRENGTH	TEAM	ADJ.	CONF.	ADJ CONF.
Average RPI Loss:	179	RECORD	PCT. RANK	GAMES	SCHEDULE	OF SCHEDULE	RPI	RPI	RPI	RPI
DIV. I ONLY	5- 15	296	0- 10	271	278	314	314	11	11	
DIV. I NON-CONF.	5- 4	146	0- 1	344	347	317	317	13	13	

TOTALS	RPI 1-25	RPI 26-50	W-L RECORDS	RPI 51-100	RPI 101-999	RPI 201+				
5- 15	0- 1	0- 0	OVERALL	0- 3	5- 11	5- 8				
4- 6	0- 0	0- 0	HOME	0- 1	4- 5	4- 4				
1- 9	0- 1	0- 0	AWAY	0- 2	1- 6	1- 4				
0- 0	0- 0	0- 0	NEUTRAL	0- 0	0- 0	0- 0				
5- 4	0- 0	0- 0	NON-CONFERENCE	0- 0	5- 4	5- 4				
4- 2	0- 0	0- 0	HOME	0- 0	4- 2	4- 2				
1- 2	0- 0	0- 0	AWAY	0- 0	1- 2	1- 2				
0- 0	0- 0	0- 0	NEUTRAL	0- 0	0- 0	0- 0				
0- 11	0- 1	0- 0	CONFERENCE	0- 3	0- 7	0- 4				
0- 4	0- 0	0- 0	HOME	0- 1	0- 3	0- 2				
0- 7	0- 1	0- 0	AWAY	0- 2	0- 4	0- 2				
0- 0	0- 0	0- 0	NEUTRAL	0- 0	0- 0	0- 0				

RPI 1-25				RPI 26-50				RPI 51-100				RPI 101+ Team's RPI: 314			
RPI	S	Opponent	Score	RPI	S	Opponent	Score	RPI	S	Opponent	Score	RPI	S	Opponent	Score
13	A	Green Bay	36 65					64	A	IUPUI	43 68	115	A	Milwaukee	44 59
								64	H	IUPUI	46 82	115	H	Milwaukee	53 76
								93	A	Wright St.	50 60	124	A	Cleveland St.	67 70
												204	H	Oakland	63 67
												209	H	Eastern Mich.	73 70
												225	A	Youngstown St.	63 76
												238	A	Northern Ky.	53 61
												248	A	Bradley	48 58
												251	H	North Texas	70 67
												255	H	Indiana St.	55 46
												274	H	Santa Clara	36 45
												295	A	Loyola Chi cago	55 57
												308	H	Jackson St.	63 76
												309	H	Detroit Mercy	58 61
												318	A	Fort Wayne	67 51
												348	H	Evansville	96 77

LAST 12 Division I GAMES:															
64	A	IUPUI	43 68	309	H	Detroit Mercy	58 61								
115	A	Milwaukee	44 59	204	H	Oakland	63 67								
13	A	Green Bay	36 65	124	A	Cleveland St.	67 70								
238	A	Northern Ky.	53 61	225	A	Youngstown St.	63 76								
93	A	Wright St.	50 60	64	H	IUPUI	46 82								
115	H	Milwaukee	53 76	295	A	Loyola Chi cago	55 57								

Non-Div I Games: Bethel (IN) 66 46 Ind.-Northwest 74 56

Average RPI Win:	246	WON-LOST	WINNING	LAST 10	STRENGTH OF	OPP. STRENGTH	TEAM	ADJ.	CONF.	ADJ CONF.
Average RPI Loss:	66	RECORD	PCT. RANK	GAMES	SCHEDULE	OF SCHEDULE	RPI	RPI	RPI	RPI
DIV. I ONLY	9- 16	253	0- 10	84	68	200	200	3	3	
DIV. I NON-CONF.	9- 5	99	0- 1	221	167	142	142	4	4	

TOTALS	RPI 1-25	RPI 26-50	W-L RECORDS	RPI 51-100	RPI 101-999	RPI 201+				
9- 16	0- 4	0- 3	OVERALL	0- 6	9- 3	6- 0				
6- 8	0- 1	0- 1	HOME	0- 3	6- 3	6- 0				
1- 8	0- 3	0- 2	AWAY	0- 3	1- 0	0- 0				
2- 0	0- 0	0- 0	NEUTRAL	0- 0	2- 0	0- 0				
9- 5	0- 1	0- 1	NON-CONFERENCE	0- 2	9- 1	6- 0				
6- 2	0- 0	0- 0	HOME	0- 1	6- 1	6- 0				
1- 3	0- 1	0- 1	AWAY	0- 1	1- 0	0- 0				
2- 0	0- 0	0- 0	NEUTRAL	0- 0	2- 0	0- 0				
0- 11	0- 3	0- 2	CONFERENCE	0- 4	0- 2	0- 0				
0- 6	0- 1	0- 1	HOME	0- 2	0- 2	0- 0				
0- 5	0- 2	0- 1	AWAY	0- 2	0- 0	0- 0				
0- 0	0- 0	0- 0	NEUTRAL	0- 0	0- 0	0- 0				

RPI 1-25				RPI 26-50				RPI 51-100				RPI 101+ Team's RPI: 200			
RPI	S	Opponent	Score	RPI	S	Opponent	Score	RPI	S	Opponent	Score	RPI	S	Opponent	Score
14	A	Rutgers	37 76	34	A	Michigan	42 86	56	A	Nebraska	47 62	105	H	Western Ill.	67 77
16	A	Missouri	55 72	35	H	Purdue	54 73	56	H	Nebraska	72 80	156	N	Wichita St.	68 67
18	A	Maryland	65 100	36	A	FGCU	61 85	60	H	Michigan St.	55 67	177	N	UC Irvine	65 59
23	H	Iowa	71 84					63	H	Virginia Tech	49 96	178	A	Memphis	63 47
								80	A	New Mexico	68 97	186	H	Wisconsin	61 70
								81	A	Penn St.	59 68	191	H	Northwestern	59 74
												227	H	Austin Peay	59 47
												248	H	Bradley	74 62
												255	H	Indiana St.	81 52
												309	H	Detroit Mercy	73 65
												318	H	Fort Wayne	64 50
												345	H	Chicago St.	66 56

LAST 12 Division I GAMES:															
35	H	Purdue	54 73	56	H	Nebraska	72 80								
56	A	Nebraska	47 62	23	H	Iowa	71 84								
186	H	Wisconsin	61 70	14	A	Rutgers	37 76								
81	A	Penn St.	59 68	191	H	Northwestern	59 74								
34	A	Michigan	42 86	18	A	Maryland	65 100								
60	H	Michigan St.	55 67	16	A	Missouri	55 72								

Non-Div I Games:

Illinois

Average RPI Win:	238	WON-LOST	WINNING	LAST 10	STRENGTH OF	OPP. STRENGTH	TEAM	ADJ.	CONF.	ADJ CONF.
Average RPI Loss:	173	RECORD	PCT. RANK	GAMES	SCHEDULE	OF SCHEDULE	RPI	RPI	RPI	RPI
DIV. I ONLY	10- 12	205	4- 6	294	244	266	266	24	24	
DIV. I NON-CONF.	6- 5	153	1- 0	220	208	187	187	22	22	

TOTALS	RPI 1-25	RPI 26-50	W-L RECORDS	RPI 51-100	RPI 101-999	RPI 201+				
10- 12	0- 0	0- 0	OVERALL	0- 3	10- 9	7- 5				
7- 6	0- 0	0- 0	HOME	0- 2	7- 4	5- 1				
2- 6	0- 0	0- 0	AWAY	0- 0	2- 1	2- 1				
1- 0	0- 0	0- 0	NEUTRAL	0- 0	1- 0	0- 0				
6- 5	0- 0	0- 0	NON-CONFERENCE	0- 2	6- 3	4- 1				
4- 2	0- 0	0- 0	HOME	0- 1	4- 1	3- 0				
1- 3	0- 0	0- 0	AWAY	0- 1	1- 2	1- 1				
1- 0	0- 0	0- 0	NEUTRAL	0- 0	1- 0	0- 0				
4- 7	0- 0	0- 0	CONFERENCE	0- 1	4- 6	3- 4				
3- 4	0- 0	0- 0	HOME	0- 1	3- 3	2- 1				
1- 3	0- 0	0- 0	AWAY	0- 0	1- 3	1- 3				
0- 0	0- 0	0- 0	NEUTRAL	0- 0	0- 0	0- 0				

RPI 1-25				RPI 26-50				RPI 51-100				RPI 101+				Team's RPI: 266
RPI	S	Opponent	Score	RPI	S	Opponent	Score	RPI	S	Opponent	Score	RPI	S	Opponent	Score	
								86	H	Drake	58 65	115	A	Milwaukee	59 61	
								96	A	George Mason	37 56	116	H	Missouri St.	50 56	
								97	H	Butler	45 56	124	H	Cleveland St.	47 56	
												133	H	SIUE	62 47	
												134	N	Northeastern	65 55	
												141	H	Southern Ill.	49 46	
												154	H	UNI	36 58	
												204	A	Oakland	43 64	
												209	H	Eastern Mich.	65 56	
												238	H	Northern Ky.	49 37	
												248	H	Bradley	42 62	
												255	A	Indiana St.	49 52	
												258	H	UMKC	64 53	
												289	A	Valparaiso	50 56	
												289	H	Valparaiso	63 55	
												295	A	Loyola Chicago	59 62	
												295	H	Loyola Chicago	57 49	
												335	A	Long Beach St.	59 51	
												348	A	Evansville	67 43	
LAST 12 Division I GAMES:																
				289	H	Valparaiso	63 55	141	H	Southern Ill.	49 46					
				295	H	Loyola Chicago	57 49	116	H	Missouri St.	50 56					
				154	H	UNI	36 58	295	A	Loyola Chicago	59 62					
				86	H	Drake	58 65	289	A	Valparaiso	50 56					
				255	A	Indiana St.	49 52	248	H	Bradley	42 62					
				348	A	Evansville	67 43	134	N	Northeastern	65 55					

Non-Div I Games:

Average RPI Win:	294	WON-LOST	WINNING	LAST 10	STRENGTH OF	OPP. STRENGTH	TEAM	ADJ.	CONF.	ADJ CONF.
Average RPI Loss:	167	RECORD	PCT. RANK	GAMES	SCHEDULE	OF SCHEDULE	RPI	RPI	RPI	RPI

DIV. I ONLY	2- 18	333	2- 8	124	329	300	300	25	25
DIV. I NON-CONF.	0- 10	337	0- 2	12	320	269	269	25	25

TOTALS	RPI 1-25	RPI 26-50	W-L RECORDS	RPI 51-100	RPI 101-999	RPI 201+			
2- 18	0- 0	0- 1	OVERALL	0- 3	2- 14	2- 7			
1- 8	0- 0	0- 0	HOME	0- 1	1- 7	1- 5			
1- 10	0- 0	0- 0	AWAY	0- 0	1- 2	1- 1			
0- 0	0- 0	0- 0	NEUTRAL	0- 0	0- 0	0- 0			
0- 10	0- 0	0- 1	NON-CONFERENCE	0- 3	0- 6	0- 2			
0- 3	0- 0	0- 0	HOME	0- 1	0- 2	0- 1			
0- 7	0- 0	0- 1	AWAY	0- 2	0- 4	0- 1			
0- 0	0- 0	0- 0	NEUTRAL	0- 0	0- 0	0- 0			
2- 8	0- 0	0- 0	CONFERENCE	0- 0	2- 8	2- 5			
1- 5	0- 0	0- 0	HOME	0- 0	1- 5	1- 4			
1- 3	0- 0	0- 0	AWAY	0- 0	1- 3	1- 1			
0- 0	0- 0	0- 0	NEUTRAL	0- 0	0- 0	0- 0			

RPI S Opponent Score	RPI S Opponent Score	RPI S Opponent Score	RPI S Opponent Score
	44 A Houston 67 98	55 A Oklahoma St. 35 86	103 A Lamar University 54 77
		71 H South Dakota 51 81	107 A Rice 43 60
		85 A Utah 31 90	120 H Central Ark. 35 57
			127 A SFA 49 60
			140 A Weber St. 55 79
			143 H Texas St. 33 74
			199 A UT Arlington 48 61
			221 A Texas Tech 54 80
			223 A New Orleans 50 52
			223 H New Orleans 45 72
			256 H A&M-Corpus Christi 58 62
			257 H Nicholls St. 64 62
			273 H McNeese 57 66
			291 H Massachusetts 45 64
			322 H Houston Baptist 56 58
			330 A Sam Houston St. 56 49
LAST 12 Division I GAMES:			
256 H A&M-Corpus Christi 58 62	120 H Central Ark. 35 57		
223 H New Orleans 45 72	330 A Sam Houston St. 56 49		
322 H Houston Baptist 56 58	257 H Nicholls St. 64 62		
223 A New Orleans 50 52	273 H McNeese 57 66		
103 A Lamar University 54 77	221 A Texas Tech 54 80		
127 A SFA 49 60	44 A Houston 67 98		

Non-Div I Games: Mary Hardin-Baylor 76 58

Incarnate Word

Average RPI Win:	289	WON-LOST	WINNING	LAST 10	STRENGTH OF	OPP. STRENGTH	TEAM	ADJ.	CONF.	ADJ CONF.
Average RPI Loss:	126	RECORD	PCT. RANK	GAMES	SCHEDULE	OF SCHEDULE	RPI	RPI	RPI	RPI
DIV. I ONLY	7- 13	256	6- 4	213	215	255	255	24	24	
DIV. I NON-CONF.	1- 9	318	0- 2	77	134	271	271	22	22	

TOTALS	RPI 1-25	RPI 26-50	W-L RECORDS	RPI 51-100	RPI 101-999	RPI 201+				
7- 13	0- 0	0- 1	OVERALL	0- 6	7- 6	7- 1				
3- 7	0- 0	0- 1	HOME	0- 3	3- 3	3- 0				
3- 5	0- 0	0- 0	AWAY	0- 2	3- 3	3- 1				
1- 1	0- 0	0- 0	NEUTRAL	0- 1	1- 0	1- 0				
1- 9	0- 0	0- 1	NON-CONFERENCE	0- 5	1- 3	1- 1				
0- 5	0- 0	0- 1	HOME	0- 3	0- 1	0- 0				
0- 3	0- 0	0- 0	AWAY	0- 1	0- 2	0- 1				
1- 1	0- 0	0- 0	NEUTRAL	0- 1	1- 0	1- 0				
6- 4	0- 0	0- 0	CONFERENCE	0- 1	6- 3	6- 0				
3- 2	0- 0	0- 0	HOME	0- 0	3- 2	3- 0				
3- 2	0- 0	0- 0	AWAY	0- 1	3- 1	3- 0				
0- 0	0- 0	0- 0	NEUTRAL	0- 0	0- 0	0- 0				

RPI S Opponent	Score	RPI S Opponent	Score	RPI S Opponent	Score	RPI S Opponent	Score
		29 H Central Mich.	67 77	64 A IUPUI	57 86	116 H Missouri St.	63 77
				71 N South Dakota	59 71	141 H Southern Ill.	45 64
				86 A Drake	64 85	154 A UNI	53 59
				88 H Saint Louis	59 60	180 H Fla. Atlantic	58 66
				95 H Miami (OH)	56 68	200 A Illinois	52 81
				97 H Butler	51 60	226 N Montana	57 45
						248 H Bradley	65 50
						266 H Illinois St.	52 49
						289 A Valparaiso	67 54
						295 A Loyola Chicago	73 65
						314 A Ill. -Chicago	46 55
						348 A Evansville	66 57
						348 H Evansville	56 48
LAST 12 Division I GAMES:							
348 A Evansville	66 57	86 A Drake	64 85				
289 A Valparaiso	67 54	348 H Evansville	56 48				
295 A Loyola Chicago	73 65	141 H Southern Ill.	45 64				
266 H Illinois St.	52 49	116 H Missouri St.	63 77				
248 H Bradley	65 50	97 H Butler	51 60				
154 A UNI	53 59	95 H Miami (OH)	56 68				

Non-Div I Games: Missouri S&T 84 51

Indiana St.

Average RPI Win:	344	WON-LOST	WINNING	LAST 10	STRENGTH OF	OPP. STRENGTH	TEAM	ADJ.	CONF.	ADJ CONF.
Average RPI Loss:	185	RECORD	PCT. RANK	GAMES	SCHEDULE	OF SCHEDULE	RPI	RPI	RPI	RPI
DIV. I ONLY	1- 22	347	1- 9	212	272	338	338	27	27	
DIV. I NON-CONF.	0- 11	337	0- 0	118	245	325	325	26	26	

TOTALS	RPI 1-25	RPI 26-50	W-L RECORDS	RPI 51-100	RPI 101-999	RPI 201+				
1- 22	0- 0	0- 1	OVERALL	0- 4	1- 17	1- 10				
1- 10	0- 0	0- 0	HOME	0- 2	1- 8	1- 4				
0- 12	0- 0	0- 1	AWAY	0- 2	0- 9	0- 6				
0- 0	0- 0	0- 0	NEUTRAL	0- 0	0- 0	0- 0				
0- 11	0- 0	0- 1	NON-CONFERENCE	0- 2	0- 8	0- 4				
0- 5	0- 0	0- 0	HOME	0- 1	0- 4	0- 1				
0- 6	0- 0	0- 1	AWAY	0- 1	0- 4	0- 3				
0- 0	0- 0	0- 0	NEUTRAL	0- 0	0- 0	0- 0				
1- 11	0- 0	0- 0	CONFERENCE	0- 2	1- 9	1- 6				
1- 5	0- 0	0- 0	HOME	0- 1	1- 4	1- 3				
0- 6	0- 0	0- 0	AWAY	0- 1	0- 5	0- 3				
0- 0	0- 0	0- 0	NEUTRAL	0- 0	0- 0	0- 0				

RPI	S	Opponent	Score	RPI	S	Opponent	Score	RPI	S	Opponent	Score	RPI	S	Opponent	Score	Team's RPI: 338
48	A	Duquesne	59 80	61	H	Toledo	57 74	110	A	Jacksonville	62 71	136	H	Bucknell	53 60	
				62	A	Quinnipiac	47 90	138	H	Kansas	58 72	169	A	Marist	55 75	
				62	H	Quinnipiac	38 74	174	H	Temple	54 59	198	A	Siena	51 64	
				73	A	Fordham	48 78	198	H	Siena	48 70	210	A	Stony Brook	46 63	
								229	A	Niagara	59 73	230	H	Hofstra	43 68	
								252	A	Manhattan	63 67	268	H	Rider	49 62	
								276	A	St. Francis Brooklyn	63 72	281	A	Arizona	58 71	
								293	H	Canisius	49 53	297	A	Monmouth	56 68	
								297	H	Monmouth	56 62	344	H	Saint Peter's	52 42	
LAST 12 Division I GAMES:																
62	A	Quinnipiac	47 90	252	A	Manhattan	63 67									
169	A	Marist	55 75	297	H	Monmouth	56 62									
344	H	Saint Peter's	52 42	62	H	Quinnipiac	38 74									
268	H	Rider	49 62	198	A	Siena	51 64									
297	A	Monmouth	56 68	293	H	Canisius	49 53									
198	H	Siena	48 70	229	A	Niagara	59 73									

Non-Div I Games:

Iona

Average RPI Win:	126	WON-LOST	WINNING	LAST 10	STRENGTH OF	OPP. STRENGTH	TEAM	ADJ.	CONF.	ADJ CONF.
Average RPI Loss:	37	RECORD	PCT. RANK	GAMES	SCHEDULE	OF SCHEDULE	RPI	RPI	RPI	RPI
DIV. I ONLY	18- 6	45	5- 5	17	57	23	23	3	3	
DIV. I NON-CONF.	12- 1	6	1- 0	62	96	17	17	4	4	

TOTALS	RPI 1-25	RPI 26-50	W-L RECORDS	RPI 51-100	RPI 101-999	RPI 201+				
18- 6	1- 2	2- 1	OVERALL	5- 3	10- 0	2- 0				
10- 3	1- 1	2- 1	HOME	3- 1	4- 0	1- 0				
5- 3	0- 1	0- 0	AWAY	1- 2	4- 0	0- 0				
3- 0	0- 0	0- 0	NEUTRAL	1- 0	2- 0	1- 0				
12- 1	0- 1	1- 0	NON-CONFERENCE	3- 0	8- 0	2- 0				
7- 1	0- 1	1- 0	HOME	2- 0	4- 0	1- 0				
2- 0	0- 0	0- 0	AWAY	0- 0	2- 0	0- 0				
3- 0	0- 0	0- 0	NEUTRAL	1- 0	2- 0	1- 0				
6- 5	1- 1	1- 1	CONFERENCE	2- 3	2- 0	0- 0				
3- 2	1- 0	1- 1	HOME	1- 1	0- 0	0- 0				
3- 3	0- 1	0- 0	AWAY	1- 2	2- 0	0- 0				
0- 0	0- 0	0- 0	NEUTRAL	0- 0	0- 0	0- 0				

RPI	S	Opponent	Score	RPI	S	Opponent	Score	RPI	S	Opponent	Score	RPI	S	Opponent	Score
5	H	Ohio St.	103 89	34	H	Michigan	82 72	52	A	Minnesota	72 77	109	H	Western Mich.	79 56
6	H	Florida St.	93 94	35	H	Purdue	70 76	52	H	Minnesota	92 84	117	A	Iowa St.	61 55
18	A	Maryland	64 80	46	H	Western Ky.	104 97	56	A	Nebraska	65 74	135	H	Northern Ill.	105 80
								56	H	Nebraska	74 92	154	A	UNI	71 47
								60	A	Michigan St.	71 68	166	H	Samford	80 59
								62	H	Quinnipiac	83 67	176	N	Charlotte	77 64
								67	N	Elon	74 61	186	A	Wisconsin	56 46
								86	H	Drake	79 66	200	A	Illinois	84 71
												275	N	Morgan St.	90 46
												337	H	Ark.-Pine Bluff	85 45
LAST 12 Division I GAMES:															
52	H	Minnesota	92 84	35	H	Purdue	70 76	200	A	Illinois	84 71				
60	A	Michigan St.	71 68	18	A	Maryland	64 80	18	A	Maryland	64 80				
56	H	Nebraska	74 92	34	H	Michigan	82 72	34	H	Michigan	82 72				
5	H	Ohio St.	103 89	72	A	Wisconsin	56 46	72	A	Wisconsin	56 46				
52	A	Minnesota	72 77	86	H	Drake	79 66	86	H	Drake	79 66				
56	A	Nebraska	65 74												

Non-Div I Games:

Iowa

Average RPI Win: 177

Average RPI Loss: 56

WON-LOST
RECORDWINNING
PCT. RANKLAST 10
GAMESSTRENGTH OF
SCHEDULEOPP. STRENGTH
OF SCHEDULETEAM
RPIADJ.
RPICONF.
RPIADJ CONF.
RPIDIV. I ONLY
DIV. I NON-CONF.10- 13
6- 5215
1533- 7
0- 046
20128
52117
170117
1704
54
5

TOTALS

RPI 1-25

RPI 26-50

W-L RECORDS

RPI 51-100

RPI 101-999

RPI 201+

10- 13

0- 4

0- 2

OVERALL

4- 5

6- 2

5- 0

6- 6

0- 2

0- 1

HOME

1- 3

5- 0

4- 0

3- 6

0- 2

0- 0

AWAY

2- 2

1- 2

1- 0

1- 1

0- 0

0- 1

NEUTRAL

1- 0

0- 0

0- 0

6- 5

0- 1

0- 1

NON-CONFERENCE

2- 1

4- 2

4- 0

5- 1

0- 1

0- 0

HOME

1- 0

4- 0

4- 0

0- 3

0- 0

0- 0

AWAY

0- 1

0- 2

0- 0

1- 1

0- 0

0- 1

NEUTRAL

1- 0

0- 0

0- 0

4- 8

0- 3

0- 1

CONFERENCE

2- 4

2- 0

1- 0

1- 5

0- 1

0- 1

HOME

0- 3

1- 0

0- 0

3- 3

0- 2

0- 0

AWAY

2- 1

1- 0

1- 0

0- 0

0- 0

0- 0

NEUTRAL

0- 0

0- 0

0- 0

RPI 1-25

RPI	S	Opponent	Score
9	A	Bayl or	49 89
9	H	Bayl or	50 79
10	A	Texas	55 87
23	H	Iowa	55 61

RPI 26-50

RPI	S	Opponent	Score
29	N	Central Mich.	60 81
30	H	Okl ahoma	69 74

RPI 51-100

RPI	S	Opponent	Score
53	A	West Vi rgi ni a	49 57
53	H	West Vi rgi ni a	59 69
54	H	TCU	52 75
55	A	Okl ahoma St.	78 69
71	H	South Dakota	81 76
86	A	Drake	80 83
89	A	Kansas St.	80 45
89	H	Kansas St.	60 67
98	N	Tulane	67 64

RPI 101+

Team's RPI: 117

RPI	S	Opponent	Score
123	A	Vanderbi l t	74 77
138	H	Kansas	71 69
154	A	UNI	53 57
221	A	Texas Tech	66 54
244	H	UC Ri versi de	89 66
257	H	Ni chol l s St.	75 47
258	H	UMKC	61 45
334	H	N.C. Central	99 58

LAST 12 Di vi si on I GAMES:

89	A	Kansas St.	80	45	221	A	Texas Tech	66	54
54	H	TCU	52	75	89	H	Kansas St.	60	67
10	A	Texas	55	87	53	A	West Vi rgi ni a	49	57
55	A	Okl ahoma St.	78	69	9	A	Bayl or	49	89
53	H	West Vi rgi ni a	59	69	30	H	Okl ahoma	69	74
9	H	Bayl or	50	79	138	H	Kansas	71	69

Non-Di v I Games:

Iowa St.

Loss, Non-Conf, S Site, H Home A Away N Neutral

Average RPI Win: 298		WON-LOST RECORD	WINNING PCT. RANK	LAST 10 GAMES	STRENGTH OF SCHEDULE	OPP. STRENGTH OF SCHEDULE	TEAM RPI	ADJ. RPI	CONF. RPI	ADJ CONF. RPI
Average RPI Loss: 241										
DIV. I ONLY		9- 7	143	6- 4	349	338	308	308	32	32
DIV. I NON-CONF.		2- 3	214	0- 0	349	251	346	346	32	32
TOTALS		RPI 1-25	RPI 26-50	W-L RECORDS	RPI 51-100	RPI 101-999	RPI 201+			
9- 7	0- 0		0- 0	OVERALL	0- 0	9- 7	9- 4			
5- 3	0- 0		0- 0	HOME	0- 0	5- 3	5- 2			
4- 4	0- 0		0- 0	AWAY	0- 0	4- 0	4- 0			
0- 0	0- 0		0- 0	NEUTRAL	0- 0	0- 0	0- 0			
2- 3	0- 0		0- 0	NON-CONFERENCE	0- 0	2- 3	2- 2			
0- 1	0- 0		0- 0	HOME	0- 0	0- 1	0- 1			
2- 2	0- 0		0- 0	AWAY	0- 0	2- 2	2- 1			
0- 0	0- 0		0- 0	NEUTRAL	0- 0	0- 0	0- 0			
7- 4	0- 0		0- 0	CONFERENCE	0- 0	7- 4	7- 2			
5- 2	0- 0		0- 0	HOME	0- 0	5- 2	5- 1			
2- 2	0- 0		0- 0	AWAY	0- 0	2- 2	2- 1			
0- 0	0- 0		0- 0	NEUTRAL	0- 0	0- 0	0- 0			

RPI 1-25				RPI 26-50				RPI 51-100				RPI 101+				Team's RPI: 308	
RPI	S	Opponent	Score	RPI	S	Opponent	Score	RPI	S	Opponent	Score	RPI	S	Opponent	Score		
												167	A	Southern U.	76	86	
												167	H	Southern U.	58	68	
												178	A	Memphi s	53	64	
												245	H	Grambl ing	82	70	
												247	H	Texas Southern	74	77	
												257	H	Ni chol l s St.	64	90	
												262	H	Prai rie View	70	61	
												279	A	Al corn	74	51	
												279	H	Al corn	94	69	
												305	H	Al abama A&M	59	43	
												314	A	Ill . -Chi cago	76	63	
												317	H	Al abama St.	70	61	
												330	A	Sam Houston St.	68	74	
												337	A	Ark. -Pi ne Bl uff	60	54	
												341	A	Mi ssi ssi ppi Val .	61	72	
												345	A	Chi cago St.	87	69	
LAST 12 Division I GAMES:																	
				167	H	Southern U.	58	68				247	H	Texas Southern	74	77	
				279	H	Al corn	94	69				167	A	Southern U.	76	86	
				337	A	Ark. -Pi ne Bl uff	60	54				279	A	Al corn	74	51	
				341	A	Mi ssi ssi ppi Val .	61	72				305	H	Al abama A&M	59	43	
				245	H	Grambl ing	82	70				317	H	Al abama St.	70	61	
				262	H	Prai rie View	70	61				178	A	Memphi s	53	64	

Non-Div I Games:		Phi I ander	Smi th	88	56		Mil l saps	79	41		LSU-Shreveport	85	86		Spring Hil l	77	50	Jackson St.
------------------	--	-------------	--------	----	----	--	------------	----	----	--	----------------	----	----	--	--------------	----	----	-------------

Average RPI Win:	253	WON-LOST	WINNING	LAST 10	STRENGTH OF	OPP. STRENGTH	TEAM	ADJ.	CONF.	ADJ CONF.
Average RPI Loss:	80	RECORD	PCT. RANK	GAMES	SCHEDULE	OF SCHEDULE	RPI	RPI	RPI	RPI
DIV. I ONLY	13- 7	93	7- 3	239	196	110	110	22	22	
DIV. I NON-CONF.	7- 5	132	2- 1	235	181	113	113	21	21	
<hr/>										
TOTALS	RPI 1-25	RPI 26-50	W-L RECORDS	RPI 51-100	RPI 101-999	RPI 201+				
13- 7	0- 2	0- 2	OVERALL	0- 1	13- 2	10- 0				
6- 1	0- 0	0- 1	HOME	0- 0	6- 0	5- 0				
6- 6	0- 2	0- 1	AWAY	0- 1	6- 2	4- 0				
1- 0	0- 0	0- 0	NEUTRAL	0- 0	1- 0	1- 0				
7- 5	0- 2	0- 0	NON-CONFERENCE	0- 1	7- 2	5- 0				
3- 0	0- 0	0- 0	HOME	0- 0	3- 0	3- 0				
3- 5	0- 2	0- 0	AWAY	0- 1	3- 2	1- 0				
1- 0	0- 0	0- 0	NEUTRAL	0- 0	1- 0	1- 0				
6- 2	0- 0	0- 2	CONFERENCE	0- 0	6- 0	5- 0				
3- 1	0- 0	0- 1	HOME	0- 0	3- 0	2- 0				
3- 1	0- 0	0- 1	AWAY	0- 0	3- 0	3- 0				
0- 0	0- 0	0- 0	NEUTRAL	0- 0	0- 0	0- 0				

RPI 1-25				RPI 26-50				RPI 51-100				RPI 101+ Team's RPI: 110			
RPI	S	Opponent	Score	RPI	S	Opponent	Score	RPI	S	Opponent	Score	RPI	S	Opponent	Score
6	A	Florida St.	50 82	36	A	FGCU	58 63	99	A	Al abama	60 75	101	A	South Ala.	60 58
17	A	NC State	44 64	36	H	FGCU	63 65					130	A	Bethune-Cookman	68 58
												157	H	Stetson	73 63
												172	A	Florida	59 69
												194	A	Troy	88 89
												238	N	Northern Ky.	61 49
												239	A	North Florida	66 48
												257	A	Nicholls St.	69 61
												261	H	Lipscomb	70 48
												294	H	Kennesaw St.	84 49
												296	A	USC Upstate	71 45
												297	H	Monmouth	74 65
												338	H	Iona	71 62
												340	H	Savannah St.	74 46
												342	A	NJIT	88 58
LAST 12 Division I GAMES:															
				36	H	FGCU	63 65	261	H	Lipscomb	70 48				
				157	H	Stetson	73 63	239	A	North Florida	66 48				
				36	A	FGCU	58 63	340	H	Savannah St.	74 46				
				296	A	USC Upstate	71 45	6	A	Florida St.	50 82				
				342	A	NJIT	88 58	238	N	Northern Ky.	61 49				
				294	H	Kennesaw St.	84 49	130	A	Bethune-Cookman	68 58				

Non-Div I Games: Flagler 79 52 Webber Int'l 64 43 Edward Waters 79 58

Jacksonville

Loss, Non-Conf, S Site, H Home A Away N Neutral

Average RPI Win: 271	WON-LOST RECORD	WINNING PCT. RANK	LAST 10 GAMES	STRENGTH OF SCHEDULE	OPP. STRENGTH OF SCHEDULE	TEAM RPI	ADJ. RPI	CONF. RPI	ADJ CONF. RPI
Average RPI Loss: 154									
DIV. I ONLY	12- 9	132	6- 4	246	312	173	173	26	26
DIV. I NON-CONF.	4- 5	202	0- 0	236	221	209	209	27	27

TOTALS	RPI 1-25	RPI 26-50	W-L RECORDS	RPI 51-100	RPI 101-999	RPI 201+			
12- 9	0- 1	0- 0	OVERALL	0- 3	12- 5	12- 3			
7- 2	0- 1	0- 0	HOME	0- 0	7- 1	7- 1			
4- 7	0- 0	0- 0	AWAY	0- 3	4- 0	4- 0			
1- 0	0- 0	0- 0	NEUTRAL	0- 0	1- 0	1- 0			
4- 5	0- 1	0- 0	NON-CONFERENCE	0- 2	4- 2	4- 1			
2- 1	0- 1	0- 0	HOME	0- 0	2- 0	2- 0			
1- 4	0- 0	0- 0	AWAY	0- 2	1- 2	1- 1			
1- 0	0- 0	0- 0	NEUTRAL	0- 0	1- 0	1- 0			
8- 4	0- 0	0- 0	CONFERENCE	0- 1	8- 3	8- 2			
5- 1	0- 0	0- 0	HOME	0- 0	5- 1	5- 1			
3- 3	0- 0	0- 0	AWAY	0- 1	3- 2	3- 1			
0- 0	0- 0	0- 0	NEUTRAL	0- 0	0- 0	0- 0			

RPI 1-25				RPI 26-50				RPI 51-100				RPI 101+ Team's RPI: 173			
RPI	S	Opponent	Score	RPI	S	Opponent	Score	RPI	S	Opponent	Score	RPI	S	Opponent	Score
6	H	Florida St.	51 75					68	A	Belmont	55 71	133	A	SIUE	41 65
								94	A	Seton Hall	54 73	149	A	Clemson	45 53
								95	A	Miami (OH)	55 58	211	H	UT Martin	57 61
												215	A	Morehead St.	67 65
												215	H	Morehead St.	70 64
												218	N	East Carolina	82 73
												220	H	Southeast Mo. St.	55 48
												223	A	New Orleans	59 54
												227	H	Austin Peay	65 47
												305	H	Alabama A&M	49 33
												306	H	Murray St.	97 65
												310	A	Eastern Ky.	44 48
												310	H	Eastern Ky.	65 51
												316	A	Georgia St.	41 55
												332	H	Rhode Island	63 53
												336	A	Tennessee St.	75 56
												347	A	Eastern Ill.	59 50
LAST 12 Division I GAMES:															
133	A	SIUE	41 65	227	H	Austin Peay	65 47								
347	A	Eastern Ill.	59 50	306	H	Murray St.	97 65								
220	H	Southeast Mo. St.	55 48	68	A	Belmont	55 71								
211	H	UT Martin	57 61	336	A	Tennessee St.	75 56								
310	A	Eastern Ky.	44 48	215	H	Morehead St.	70 64								
215	A	Morehead St.	67 65	310	H	Eastern Ky.	65 51								

Non-Div I Games: Stillman 93 38 Brewton-Parker 103 44

Jacksonville St.

Average RPI	Win: 207	WON-LOST	WINNING	LAST 10	STRENGTH OF	OPP. STRENGTH	TEAM	ADJ.	CONF.	ADJ CONF.
Average RPI	Loss: 51	RECORD	PCT. RANK	GAMES	SCHEDULE	OF SCHEDULE	RPI	RPI	RPI	RPI
DIV. I ONLY	14- 8	96	9- 1	78	102	82	82	10	10	
DIV. I NON-CONF.	4- 7	226	1- 0	56	23	155	155	12	12	

TOTALS	RPI 1-25	RPI 26-50	W-L RECORDS	RPI 51-100	RPI 101-999	RPI 201+				
14- 8	0- 3	0- 2	OVERALL	2- 2	12- 1	9- 0				
8- 3	0- 2	0- 0	HOME	2- 0	6- 1	5- 0				
6- 4	0- 1	0- 1	AWAY	0- 2	6- 0	4- 0				
0- 1	0- 0	0- 1	NEUTRAL	0- 0	0- 0	0- 0				
4- 7	0- 3	0- 2	NON-CONFERENCE	0- 1	4- 1	3- 0				
3- 3	0- 2	0- 0	HOME	0- 0	3- 1	2- 0				
1- 3	0- 1	0- 1	AWAY	0- 1	1- 0	1- 0				
0- 1	0- 0	0- 1	NEUTRAL	0- 0	0- 0	0- 0				
10- 1	0- 0	0- 0	CONFERENCE	2- 1	8- 0	6- 0				
5- 0	0- 0	0- 0	HOME	2- 0	3- 0	3- 0				
5- 1	0- 0	0- 0	AWAY	0- 1	5- 0	3- 0				
0- 0	0- 0	0- 0	NEUTRAL	0- 0	0- 0	0- 0				

RPI 1-25				RPI 26-50				RPI 51-100				RPI 101+			
RPI	S	Opponent	Score	RPI	S	Opponent	Score	RPI	S	Opponent	Score	RPI	S	Opponent	Score
6	H	Florida St.	63 79	26	N	Villanova	57 60	57	H	Drexel	56 48	108	H	Liberty	58 47
11	A	Tennessee	60 89	43	A	Dayton	54 82	59	A	St. John's (NY)	64 81	134	A	Northeastern	60 57
14	H	Rutgers	63 76					67	A	Elon	43 50	137	A	William & Mary	86 41
								67	H	Elon	70 67	183	H	Saint Joseph's	66 73
												230	A	Hofstra	55 42
												230	H	Hofstra	73 56
												260	A	Col. of Charleston	67 45
												260	H	Col. of Charleston	67 53
												263	H	Towson	69 45
												264	A	UNCW	63 48
												282	H	Bryant	67 36
												287	A	Vermont	68 56
												319	H	Wagner	68 45

LAST 12 Division I GAMES:															
67	A	Elon	43 50	67	H	Elon	70 67	57	H	Drexel	56 48	263	H	Towson	69 45
137	A	William & Mary	86 41	57	H	Drexel	56 48	134	A	Northeastern	60 57	230	A	Hofstra	55 42
260	H	Col. of Charleston	67 53	263	H	Towson	69 45	230	A	Hofstra	55 42	282	H	Bryant	67 36
230	H	Hofstra	73 56	282	H	Bryant	67 36								
264	A	UNCW	63 48												
260	A	Col. of Charleston	67 45												

Non-Div I Games:

James Madison

Average RPI	Win:	202	WON-LOST	WINNING	LAST 10	STRENGTH OF	OPP. STRENGTH	TEAM	ADJ.	CONF.	ADJ CONF.
Average RPI	Loss:	64	RECORD	PCT. RANK	GAMES	SCHEDULE	OF SCHEDULE	RPI	RPI	RPI	RPI
DIV. I ONLY		11- 12	187	1- 9	69	64	138	138	4	4	
DIV. I NON-CONF.		9- 2	34	0- 0	211	230	86	86	5	5	

TOTALS	RPI 1-25		RPI 26-50		W-L RECORDS		RPI 51-100		RPI 101-999		RPI 201+
11- 12	0- 3		0- 1		OVERALL		2- 6		9- 2		7- 1
9- 6	0- 2		0- 0		HOME		2- 3		7- 1		5- 1
2- 6	0- 1		0- 1		AWAY		0- 3		2- 1		2- 0
0- 0	0- 0		0- 0		NEUTRAL		0- 0		0- 0		0- 0
9- 2	0- 0		0- 0		NON-CONFERENCE		1- 2		8- 0		6- 0
8- 1	0- 0		0- 0		HOME		1- 1		7- 0		5- 0
1- 1	0- 0		0- 0		AWAY		0- 1		1- 0		1- 0
0- 0	0- 0		0- 0		NEUTRAL		0- 0		0- 0		0- 0
2- 10	0- 3		0- 1		CONFERENCE		1- 4		1- 2		1- 1
1- 5	0- 2		0- 0		HOME		1- 2		0- 1		0- 1
1- 5	0- 1		0- 1		AWAY		0- 2		1- 1		1- 0
0- 0	0- 0		0- 0		NEUTRAL		0- 0		0- 0		0- 0

RPI 1-25				RPI 26-50				RPI 51-100				RPI 101+ Team's RPI: 138			
RPI	S	Opponent	Score	RPI	S	Opponent	Score	RPI	S	Opponent	Score	RPI	S	Opponent	Score
9	H	Bayl or	48 83	30	A	Okl ahoma	64 97	53	H	West Vi rgi ni a	54 74	107	H	Ri ce	73 65
10	A	Texas	62 79					54	A	TCU	66 76	117	A	Iowa St.	69 71
10	H	Texas	41 55					54	H	TCU	86 77	118	H	Yal e	81 75
								55	A	Okl ahoma St.	63 92	220	H	Southeast Mo. St.	51 50
								56	H	Nebraska	49 66	221	A	Texas Tech	60 47
								59	A	St. John' s (NY)	53 65	221	H	Texas Tech	56 68
								87	H	Arkansas	71 60	242	H	Campbell	66 48
								89	H	Kansas St.	59 63	247	H	Texas Southern	72 37
												258	H	UMKC	63 48
												328	H	Delaware St.	81 49
												338	A	Iona	72 58

LAST 12 Division I GAMES:															
55	A	Okl ahoma St.	63 92	10	A	Texas	62 79	53	H	West Vi rgi ni a	54 74				
10	H	Texas	41 55	9	H	Bayl or	48 83	221	A	Texas Tech	60 47				
89	H	Kansas St.	59 63	54	A	TCU	66 76	117	A	Iowa St.	69 71				
30	A	Okl ahoma	64 97												
221	H	Texas Tech	56 68												

Non-Div I Games:

Kansas

Average RPI Win:	172	WON-LOST	WINNING	LAST 10	STRENGTH OF	OPP. STRENGTH	TEAM	ADJ.	CONF.	ADJ CONF.
Average RPI Loss:	45	RECORD	PCT. RANK	GAMES	SCHEDULE	OF SCHEDULE	RPI	RPI	RPI	RPI
DIV. I ONLY	12- 11	166	4- 6	31	62	89	89	4	4	
DIV. I NON-CONF.	8- 3	65	0- 0	133	237	89	89	5	5	

TOTALS	RPI 1-25	RPI 26-50	W-L RECORDS	RPI 51-100	RPI 101-999	RPI 201+				
12- 11	0- 5	0- 2	OVERALL	3- 2	9- 2	4- 0				
7- 6	0- 2	0- 1	HOME	1- 1	6- 2	3- 0				
4- 4	0- 2	0- 1	AWAY	1- 1	3- 0	1- 0				
1- 1	0- 1	0- 0	NEUTRAL	1- 0	0- 0	0- 0				
8- 3	0- 2	0- 0	NON-CONFERENCE	1- 0	7- 1	4- 0				
6- 1	0- 0	0- 0	HOME	0- 0	6- 1	3- 0				
1- 1	0- 1	0- 0	AWAY	0- 0	1- 0	1- 0				
1- 1	0- 1	0- 0	NEUTRAL	1- 0	0- 0	0- 0				
4- 8	0- 3	0- 2	CONFERENCE	2- 2	2- 1	0- 0				
1- 5	0- 2	0- 1	HOME	1- 1	0- 1	0- 0				
3- 3	0- 1	0- 1	AWAY	1- 1	2- 0	0- 0				
0- 0	0- 0	0- 0	NEUTRAL	0- 0	0- 0	0- 0				

RPI 1-25				RPI 26-50				RPI 51-100				Team's RPI : 89				RPI 101+			
RPI	S	Opponent	Score	RPI	S	Opponent	Score	RPI	S	Opponent	Score	RPI	S	Opponent	Score	RPI	S	Opponent	Score
8	N	UCLA	55 64	30	A	Oklahoma	49 68	53	A	West Virginia	60 52	117	A	Iowa St.	67 60				
9	A	Bayl or	50 75	30	H	Oklahoma	71 76	54	H	TCU	63 68	117	H	Iowa St.	45 80				
9	H	Bayl or	58 88					55	A	Oklahoma St.	68 76	126	H	Little Rock	66 51				
10	H	Texas	64 75					55	H	Oklahoma St.	80 64	127	H	SFA	74 49				
16	A	Missouri	59 73					81	N	Penn St.	70 65	138	A	Kansas	63 59				
												154	H	UNI	71 72				
												199	H	UT Arlington	70 56				
												233	H	Omaha	81 60				
												251	A	North Texas	55 54				
												343	H	Florida A&M	81 57				
												345	H	Chicago St.	99 51				
												</							

Average RPI Win:	279	WON-LOST	WINNING	LAST 10	STRENGTH OF	OPP. STRENGTH	TEAM	ADJ.	CONF.	ADJ CONF.
Average RPI Loss:	160	RECORD	PCT. RANK	GAMES	SCHEDULE	OF SCHEDULE	RPI	RPI	RPI	RPI
DIV. I ONLY	5- 13	284	3- 7	297	156	294	294	22	22	
DIV. I NON-CONF.	3- 7	254	2- 1	258	79	247	247	21	21	

TOTALS	RPI 1-25	RPI 26-50	W-L RECORDS	RPI 51-100	RPI 101-999	RPI 201+				
5- 13	0- 1	0- 1	OVERALL	0- 2	5- 9	4- 5				
3- 4	0- 0	0- 1	HOME	0- 0	3- 3	2- 3				
2- 7	0- 0	0- 0	AWAY	0- 1	2- 6	2- 2				
0- 2	0- 1	0- 0	NEUTRAL	0- 1	0- 0	0- 0				
3- 7	0- 1	0- 0	NON-CONFERENCE	0- 2	3- 4	3- 1				
1- 1	0- 0	0- 0	HOME	0- 0	1- 1	1- 1				
2- 4	0- 0	0- 0	AWAY	0- 1	2- 3	2- 0				
0- 2	0- 1	0- 0	NEUTRAL	0- 1	0- 0	0- 0				
2- 6	0- 0	0- 1	CONFERENCE	0- 0	2- 5	1- 4				
2- 3	0- 0	0- 1	HOME	0- 0	2- 2	1- 2				
0- 3	0- 0	0- 0	AWAY	0- 0	0- 3	0- 2				
0- 0	0- 0	0- 0	NEUTRAL	0- 0	0- 0	0- 0				

RPI S	Opponent	Score	RPI S	Opponent	Score	RPI S	Opponent	Score	RPI S	Opponent	Score	Team's RPI: 294
18 N	Maryland	35 89	36 H	FGCU	57 78	65 A	Georgia Tech	48 86	110 A	Jacksonville	49 84	
						77 N	Maine	39 75	121 A	Ole Miss	63 92	
									149 A	Clemson	28 41	
									157 H	Stetson	66 49	
									188 A	Furman	59 78	
									218 H	East Carolina	56 66	
									239 A	North Florida	72 77	
									259 A	Presbyterian	60 51	
									261 H	Lipscomb	62 64	
									296 A	USC Upstate	61 65	
									296 H	USC Upstate	64 70	
									316 H	Georgia St.	71 61	
									320 A	Ga. Southern	60 58	
									342 H	NJIT	80 65	
LAST 12 Division I GAMES:												
296 H	USC Upstate	64 70	239 A	North Florida	72 77							
342 H	NJIT	80 65	261 H	Lipscomb	62 64							
296 A	USC Upstate	61 65	320 A	Ga. Southern	60 58							
157 H	Stetson	66 49	218 H	East Carolina	56 66							
36 H	FGCU	57 78	316 H	Georgia St.	71 61							
110 A	Jacksonville	49 84	77 N	Maine	39 75							

Non-Div I Games: Middle Ga. St. 81 65

Kennesaw St.

Average RPI Win:	214	WON-LOST	WINNING	LAST 10	STRENGTH OF	OPP. STRENGTH	TEAM	ADJ.	CONF.	ADJ CONF.
Average RPI Loss:	89	RECORD	PCT. RANK	GAMES	SCHEDULE	OF SCHEDULE	RPI	RPI	RPI	RPI
DIV. I ONLY	11- 12	187	3- 7	145	93	139	139	7	7	
DIV. I NON-CONF.	7- 5	132	1- 0	175	95	110	110	8	8	

TOTALS	RPI 1-25	RPI 26-50	W-L RECORDS	RPI 51-100	RPI 101-999	RPI 201+				
11- 12	0- 1	0- 5	OVERALL	1- 1	10- 5	7- 1				
3- 4	0- 0	0- 1	HOME	0- 1	3- 2	2- 0				
6- 5	0- 0	0- 0	AWAY	1- 0	5- 1	4- 0				
2- 3	0- 1	0- 2	NEUTRAL	0- 0	2- 0	1- 0				
7- 5	0- 1	0- 3	NON-CONFERENCE	0- 1	7- 0	5- 0				
1- 1	0- 0	0- 0	HOME	0- 1	1- 0	1- 0				
4- 1	0- 0	0- 1	AWAY	0- 0	4- 0	3- 0				
2- 3	0- 1	0- 2	NEUTRAL	0- 0	2- 0	1- 0				
4- 7	0- 0	0- 2	CONFERENCE	1- 0	3- 5	2- 1				
2- 3	0- 0	0- 1	HOME	0- 0	2- 2	1- 0				
2- 4	0- 0	0- 1	AWAY	1- 0	1- 3	1- 1				
0- 0	0- 0	0- 0	NEUTRAL	0- 0	0- 0	0- 0				

RPI 1-25				RPI 26-50				RPI 51-100				RPI 101+ Team's RPI: 139			
RPI	S	Opponent	Score	RPI	S	Opponent	Score	RPI	S	Opponent	Score	RPI	S	Opponent	Score
12	N	Stanford	54 79	29	A	Central Mi ch.	84 88	61	A	Toledo	62 55	109	H	Western Mi ch.	61 66
				34	A	Mi chi gan	41 54	93	H	Wright St.	60 72	135	A	Northern Ill.	79 81
				36	N	FGCU	62 80					135	H	Northern Ill.	62 72
				40	H	Ball St.	58 79					148	A	Robert Morris	46 31
				42	N	Gonzaga	57 77					178	N	Memphis	70 55
												181	A	Bowling Green	50 60
												181	H	Bowling Green	81 57
												209	A	Eastern Mi ch.	67 60
												209	H	Eastern Mi ch.	76 69
												217	A	Akron	60 75
												225	A	Youngstown St.	55 44
												238	A	Northern Ky.	59 54
												284	N	Southeastern La.	81 60
												309	H	Detroit Mercy	82 74
												310	A	Eastern Ky.	65 57

LAST 12 Division I GAMES:															
135	H	Northern Ill.	62 72	29	A	Central Mi ch.	84 88	209	H	Eastern Mi ch.	76 69	109	H	Western Mi ch.	61 66
181	H	Bowling Green	81 57					109	H	Western Mi ch.	61 66	135	A	Northern Ill.	79 81
217	A	Akron	60 75	61	A	Toledo	62 55	135	A	Northern Ill.	79 81	209	A	Eastern Mi ch.	67 60
61	A	Toledo	58 79	40	H	Ball St.	58 79	209	A	Eastern Mi ch.	67 60	148	A	Robert Morris	46 31
40	H	Ball St.	50 60	181	A	Bowling Green	50 60	148	A	Robert Morris	46 31				

Non-Div I Games:

Kent St.

Average RPI Win:	208	WON-LOST	WINNING	LAST 10	STRENGTH OF	OPP. STRENGTH	TEAM	ADJ.	CONF.	ADJ CONF.
Average RPI Loss:	40	RECORD	PCT. RANK	GAMES	SCHEDULE	OF SCHEDULE	RPI	RPI	RPI	RPI
DIV. I ONLY	12- 12	171	4- 6	51	61	106	106	2	2	
DIV. I NON-CONF.	8- 6	143	0- 2	118	149	121	121	2	2	

TOTALS	RPI 1-25	RPI 26-50	W-L RECORDS	RPI 51-100	RPI 101-999	RPI 201+				
12- 12	0- 7	0- 3	OVERALL	3- 0	9- 2	7- 0				
8- 6	0- 5	0- 1	HOME	1- 0	7- 0	6- 0				
4- 6	0- 2	0- 2	AWAY	2- 0	2- 2	1- 0				
0- 0	0- 0	0- 0	NEUTRAL	0- 0	0- 0	0- 0				
8- 6	0- 2	0- 3	NON-CONFERENCE	1- 0	7- 1	7- 0				
6- 2	0- 1	0- 1	HOME	0- 0	6- 0	6- 0				
2- 4	0- 1	0- 2	AWAY	1- 0	1- 1	1- 0				
0- 0	0- 0	0- 0	NEUTRAL	0- 0	0- 0	0- 0				
4- 6	0- 5	0- 0	CONFERENCE	2- 0	2- 1	0- 0				
2- 4	0- 4	0- 0	HOME	1- 0	1- 0	0- 0				
2- 2	0- 1	0- 0	AWAY	1- 0	1- 1	0- 0				
0- 0	0- 0	0- 0	NEUTRAL	0- 0	0- 0	0- 0				

RPI 1-25				RPI 26-50				RPI 51-100				RPI 101+ Team's RPI: 106			
RPI	S	Opponent	Score	RPI	S	Opponent	Score	RPI	S	Opponent	Score	RPI	S	Opponent	Score
4	H	Louisville	63 87	36	A	FGCU	64 70	83	A	Washington St.	73 68	104	H	Auburn	65 48
9	A	Baylor	63 90	37	H	Cal i forni a	52 62	87	A	Arkansas	76 65	123	A	Vanderbi l t	55 70
11	H	Tennessee	49 63	50	A	Mi ami (FL)	54 65	99	H	Al abama	79 54	131	A	Mi ddl e Tenn.	57 62
15	A	Texas A&M	70 74									172	A	Fl ori da	56 53
20	H	Georgi a	42 56									215	H	Morehead St.	86 53
21	H	South Carol i na	64 81									219	H	Gardner-Webb	72 34
25	H	LSU	70 72									226	A	Montana	71 54

LAST 12 Division I GAMES:															
25	H	LSU	70 72	172	A	Fl ori da	56 53	20	H	Georgi a	42 56	329	H	Tennessee Tech	82 54
104	H	Auburn	65 48	20	H	Georgi a	42 56	15	A	Texas A&M	70 74	331	H	Marshall	69 39
87	A	Arkansas	76 65	15	A	Texas A&M	70 74	11	H	Tennessee	49 63	348	H	Evansvi l l e	100 62
99	H	Al abama	79 54	11	H	Tennessee	49 63	131	A	Mi ddl e Tenn.	57 62				
21	H	South Carolina	64 81	131	A	Mi ddl e Tenn.	57 62	37	H	Cal i forni a	52 62				
123	A	Vanderbi l t	55 70	37	H	Cal i forni a	52 62								

Non-Div I Games:

Kentucky

Average RPI Win:	292	WON-LOST	WINNING	LAST 10	STRENGTH OF	OPP. STRENGTH	TEAM	ADJ.	CONF.	ADJ CONF.
Average RPI Loss:	188	RECORD	PCT. RANK	GAMES	SCHEDULE	OF SCHEDULE	RPI	RPI	RPI	RPI
DIV. I ONLY	9- 13	225	4- 6	316	321	277	277	29	29	
DIV. I NON-CONF.	4- 7	226	0- 1	271	297	265	265	29	29	
<hr/>										
TOTALS	RPI 1-25	RPI 26-50	W-L RECORDS	RPI 51-100	RPI 101-999	RPI 201+				
9- 13	0- 0	0- 1	OVERALL	0- 2	9- 10	8- 6				
5- 5	0- 0	0- 1	HOME	0- 1	5- 3	4- 3				
4- 8	0- 0	0- 0	AWAY	0- 0	4- 0	4- 0				
0- 0	0- 0	0- 0	NEUTRAL	0- 0	0- 0	0- 0				
4- 7	0- 0	0- 1	NON-CONFERENCE	0- 2	4- 4	3- 2				
2- 3	0- 0	0- 1	HOME	0- 1	2- 1	1- 1				
2- 4	0- 0	0- 0	AWAY	0- 1	2- 3	2- 1				
0- 0	0- 0	0- 0	NEUTRAL	0- 0	0- 0	0- 0				
5- 6	0- 0	0- 0	CONFERENCE	0- 0	5- 6	5- 4				
3- 2	0- 0	0- 0	HOME	0- 0	3- 2	3- 2				
2- 4	0- 0	0- 0	AWAY	0- 0	2- 4	2- 2				
0- 0	0- 0	0- 0	NEUTRAL	0- 0	0- 0	0- 0				

RPI 1-25				RPI 26-50				RPI 51-100				RPI 101+ Team's RPI : 277			
RPI	S	Opponent	Score	RPI	S	Opponent	Score	RPI	S	Opponent	Score	RPI	S	Opponent	Score
34	H	Michigan	49 86	84	H	Navy	47 79	118	A	Yale	51 62				
				96	A	George Mason	70 73	129	A	Saint Francis (PA)	71 101				
								148	A	Robert Morris	53 60				
								163	H	Lehigh	72 69				
								182	A	Army West Point	37 71				
								243	A	Lafayette	53 69				
								252	H	Manhattan	38 72				
								265	H	Fairleigh Dickinson	49 61				
								276	H	St. Francis Brooklyn	61 59				
								282	A	Bryant	56 75				
								283	A	Mt. St. Mary's	61 59				
								283	H	Mt. St. Mary's	53 48				
								286	H	Sacred Heart	46 50				
								288	A	Central Conn. St.	61 54				
								319	A	Wagner	44 52				
								319	H	Wagner	74 69				
								327	A	UMBC	66 52				
								342	A	NJIT	67 49				
								344	H	Saint Peter's	57 46				
LAST 12 Division I GAMES:															
319	A	Wagner	44 52	283	H	Mt. St. Mary's	53 48								
283	A	Mt. St. Mary's	61 59	319	H	Wagner	74 69								
265	H	Fairleigh Dickinson	49 61	129	A	Saint Francis (PA)	71 101								
286	H	Sacred Heart	46 50	148	A	Robert Morris	53 60								
288	A	Central Conn. St.	61 54	276	H	St. Francis Brooklyn	61 59								
282	A	Bryant	56 75	84	H	Navy	47 79								

Non-Div I Games:

LIU Brooklyn

LSULSU

LSU

Average RPI Win:	221	WON-LOST	WINNING	LAST 10	STRENGTH OF	OPP. STRENGTH	TEAM	ADJ.	CONF.	ADJ CONF.
Average RPI Loss:	151	RECORD	PCT. RANK	GAMES	SCHEDULE	OF SCHEDULE	RPI	RPI	RPI	RPI
DIV. I ONLY	7- 16	277	2- 8	141	194	232	232	12	12	
DIV. I NON-CONF.	5- 8	220	0- 2	93	231	150	150	10	10	

TOTALS	RPI 1-25	RPI 26-50	W-L RECORDS	RPI 51-100	RPI 101-999	RPI 201+				
7- 16	0- 0	0- 3	OVERALL	1- 4	6- 9	4- 5				
3- 6	0- 0	0- 2	HOME	1- 1	2- 3	2- 1				
3- 10	0- 0	0- 1	AWAY	0- 3	3- 6	2- 4				
1- 0	0- 0	0- 0	NEUTRAL	0- 0	1- 0	0- 0				
5- 8	0- 0	0- 1	NON-CONFERENCE	1- 3	4- 4	2- 2				
1- 3	0- 0	0- 1	HOME	1- 0	0- 2	0- 1				
3- 5	0- 0	0- 0	AWAY	0- 3	3- 2	2- 1				
1- 0	0- 0	0- 0	NEUTRAL	0- 0	1- 0	0- 0				
2- 8	0- 0	0- 2	CONFERENCE	0- 1	2- 5	2- 3				
2- 3	0- 0	0- 1	HOME	0- 1	2- 1	2- 0				
0- 5	0- 0	0- 1	AWAY	0- 0	0- 4	0- 3				
0- 0	0- 0	0- 0	NEUTRAL	0- 0	0- 0	0- 0				

RPI 1-25				RPI 26-50				RPI 51-100				RPI 101+				Team's RPI: 232	
RPI	S	Opponent	Score	RPI	S	Opponent	Score	RPI	S	Opponent	Score	RPI	S	Opponent	Score		
				26	H	Villanova	49 76	57	A	Drexel	54 79	111	A	George Washington	45 60		
				43	H	Dayton	47 76	66	A	American	48 66	163	A	Lehigh	69 61		
				48	A	Duquesne	50 78	72	A	Harvard	61 70	174	H	Temple	52 69		
								90	H	Penn	66 59	183	H	Saint Joseph's	64 75		
								96	H	George Mason	56 69	185	N	New Hampshire	59 51		
												186	A	Wisconsin	60 71		
												207	A	Richmond	51 77		
												237	H	St. Bonaventure	66 63		
												243	A	Lafayette	74 47		
												251	A	North Texas	44 70		
												268	H	Rider	55 76		
												291	A	Massachusetts	66 69		
												299	H	VCU	62 57		
												328	A	Delaware St.	71 48		
												332	A	Rhode Island	63 72		
LAST 12 Division I GAMES:																	
				291	A	Massachusetts	66 69	237	H	St. Bonaventure	66 63						
				111	A	George Washington	45 60	72	A	Harvard	61 70						
				183	H	Saint Joseph's	64 75	207	A	Richmond	51 77						
				299	H	VCU	62 57	96	H	George Mason	56 69						
				332	A	Rhode Island	63 72	43	H	Dayton	47 76						
				48	A	Duquesne	50 78	26	H	Villanova	49 76						

Non-Div I Games:

La Salle

Average RPI Win:	301	WON-LOST	WINNING	LAST 10	STRENGTH OF	OPP. STRENGTH	TEAM	ADJ.	CONF.	ADJ CONF.
Average RPI Loss:	181	RECORD	PCT. RANK	GAMES	SCHEDULE	OF SCHEDULE	RPI	RPI	RPI	RPI
DIV. I ONLY	2- 17	331	1- 9	185	307	333	333	23	23	
DIV. I NON-CONF.	1- 8	313	1- 1	259	332	340	340	23	23	

TOTALS	RPI 1-25	RPI 26-50	W-L RECORDS	RPI 51-100	RPI 101-999	RPI 201+				
2- 17	0- 0	0- 0	OVERALL	0- 1	2- 16	2- 6				
2- 6	0- 0	0- 0	HOME	0- 0	2- 6	2- 3				
0- 11	0- 0	0- 0	AWAY	0- 1	0- 2	0- 0				
0- 0	0- 0	0- 0	NEUTRAL	0- 0	0- 0	0- 0				
1- 8	0- 0	0- 0	NON-CONFERENCE	0- 1	1- 7	1- 4				
1- 2	0- 0	0- 0	HOME	0- 0	1- 2	1- 2				
0- 6	0- 0	0- 0	AWAY	0- 1	0- 5	0- 2				
0- 0	0- 0	0- 0	NEUTRAL	0- 0	0- 0	0- 0				
1- 9	0- 0	0- 0	CONFERENCE	0- 0	1- 9	1- 2				
1- 4	0- 0	0- 0	HOME	0- 0	1- 4	1- 1				
0- 5	0- 0	0- 0	AWAY	0- 0	0- 5	0- 1				
0- 0	0- 0	0- 0	NEUTRAL	0- 0	0- 0	0- 0				

RPI 1-25				RPI 26-50				RPI 51-100				RPI 101+				Team's RPI: 333
RPI	S	Opponent	Score	RPI	S	Opponent	Score	RPI	S	Opponent	Score	RPI	S	Opponent	Score	
								55	A	Oklahoma St.	58 112	101	H	South Ala.	60 67	
												104	A	Auburn	41 67	
												107	A	Rice	47 63	
												126	A	Little Rock	37 57	
												143	A	Texas St.	52 86	
												151	A	Louisiana	55 63	
												151	H	Louisiana	48 76	
												192	A	Louisiana Tech	49 71	
												194	H	Troy	79 86	
												199	A	UT Arlington	61 70	
												212	A	Arkansas St.	62 76	
												223	H	New Orleans	51 89	
												245	A	Grambling	52 61	
												269	H	Appalachian St.	67 71	
												273	A	McNeese	61 65	
												280	H	Coastal Caro.	62 56	
												322	H	Houston Baptist	77 73	
												325	H	Northwestern St.	48 70	
LAST 12 Division I GAMES:																
151	H	Louisiana	48 76	269	H	Appalachian St.	67 71									
101	H	South Ala.	60 67	280	H	Coastal Caro.	62 56									
194	H	Troy	79 86	126	A	Little Rock	37 57									
199	A	UT Arlington	61 70	212	A	Arkansas St.	62 76									
143	A	Texas St.	52 86	55	A	Oklahoma St.	58 112									
151	A	Louisiana	55 63	322	H	Houston Baptist	77 73									

Non-Div I Games: Millsaps 73 41 Centenary (LA) 90 53

La. -Monroe

Average RPI Win:	259	WON-LOST	WINNING	LAST 10	STRENGTH OF	OPP. STRENGTH	TEAM	ADJ.	CONF.	ADJ CONF.
Average RPI Loss:	148	RECORD	PCT. RANK	GAMES	SCHEDULE	OF SCHEDULE	RPI	RPI	RPI	RPI
DIV. I ONLY	8- 13	241	4- 6	177	283	243	243	15	15	
DIV. I NON-CONF.	4- 6	214	1- 0	239	331	254	254	18	18	

TOTALS	RPI 1-25	RPI 26-50	W-L RECORDS	RPI 51-100	RPI 101-999	RPI 201+				
8- 13	0- 0	0- 1	OVERALL	0- 4	8- 8	8- 3				
5- 6	0- 0	0- 1	HOME	0- 1	5- 4	5- 2				
3- 7	0- 0	0- 0	AWAY	0- 3	3- 4	3- 1				
0- 0	0- 0	0- 0	NEUTRAL	0- 0	0- 0	0- 0				
4- 6	0- 0	0- 1	NON-CONFERENCE	0- 2	4- 3	4- 2				
3- 2	0- 0	0- 1	HOME	0- 0	3- 1	3- 1				
1- 4	0- 0	0- 0	AWAY	0- 2	1- 2	1- 1				
0- 0	0- 0	0- 0	NEUTRAL	0- 0	0- 0	0- 0				
4- 7	0- 0	0- 0	CONFERENCE	0- 2	4- 5	4- 1				
2- 4	0- 0	0- 0	HOME	0- 1	2- 3	2- 1				
2- 3	0- 0	0- 0	AWAY	0- 1	2- 2	2- 0				
0- 0	0- 0	0- 0	NEUTRAL	0- 0	0- 0	0- 0				

RPI	S	Opponent	Score	RPI	S	Opponent	Score	RPI	S	Opponent	Score	RPI	S	Opponent	Score	Team's RPI: 243
45	H	Princeton	53	57	A	Drexel	52	136	A	Bucknell I	83	136	H	Bucknell I	80	
				66	H	American	74	148	A	Robert Morris	63	163	A	Lehigh	70	
				84	A	Navy	65	182	H	Army West Point	65	202	A	Boston U.	45	
				90	A	Penn	55	228	H	Loyola Maryland	54	232	H	La Salle	74	
								236	A	Holy Cross	65	236	H	Holy Cross	69	
								268	H	Rider	45	270	A	Cornell I	58	
								272	H	Colgate	48	277	H	LIU Brooklyn	53	
								319	H	Wagner	52	344	A	Saint Peter's	64	
LAST 12 Division I GAMES:																
136	H	Bucknell I	80	182	H	Army West Point	65	136	A	Bucknell I	83	272	H	Colgate	48	
236	H	Holy Cross	69	236	A	Holy Cross	65	163	A	Lehigh	70	319	H	Wagner	52	
202	A	Boston U.	45	66	H	American	74	57	A	Drexel	52					
84	A	Navy	65	90	A	Penn	55									
228	H	Loyola Maryland	54													

Non-Div I Games:

Lafayette

Average RPI	Win:	246	WON-LOST	WINNING	LAST 10	STRENGTH OF	OPP. STRENGTH	TEAM	ADJ.	CONF.	ADJ CONF.
Average RPI	Loss:	92	RECORD	PCT. RANK	GAMES	SCHEDULE	OF SCHEDULE	RPI	RPI	RPI	RPI
DIV. I ONLY		11- 6		95	9- 1	202	218	103	103	25	25
DIV. I NON-CONF.		1- 5		300	0- 1	21	16	157	157	25	25

TOTALS	RPI 1-25		RPI 26-50		W-L RECORDS	RPI 51-100		RPI 101-999		RPI 201+	
11- 6	0- 1		0- 1		OVERALL	0- 1		11- 3		9- 0	
6- 0	0- 0		0- 0		HOME	0- 0		6- 0		5- 0	
4- 5	0- 1		0- 1		AWAY	0- 1		4- 2		4- 0	
1- 1	0- 0		0- 0		NEUTRAL	0- 0		1- 1		0- 0	
1- 5	0- 1		0- 1		NON-CONFERENCE	0- 1		1- 2		0- 0	
0- 0	0- 0		0- 0		HOME	0- 0		0- 0		0- 0	
0- 4	0- 1		0- 1		AWAY	0- 1		0- 1		0- 0	
1- 1	0- 0		0- 0		NEUTRAL	0- 0		1- 1		0- 0	
10- 1	0- 0		0- 0		CONFERENCE	0- 0		10- 1		9- 0	
6- 0	0- 0		0- 0		HOME	0- 0		6- 0		5- 0	
4- 1	0- 0		0- 0		AWAY	0- 0		4- 1		4- 0	
0- 0	0- 0		0- 0		NEUTRAL	0- 0		0- 0		0- 0	

RPI 1-25				RPI 26-50				RPI 51-100				RPI 101+ Team's RPI: 103			
RPI	S	Opponent	Score	RPI	S	Opponent	Score	RPI	S	Opponent	Score	RPI	S	Opponent	Score
9	A	Baylor	62 121	35	A	Purdue	64 79	80	A	New Mexico	58 90	120	A	Central Ark.	39 51
												127	H	SFA	79 65
												135	N	Northern Ill.	90 80
												152	A	Pacific	75 80
												158	N	North Dakota	70 73
												203	H	Abilene Christian	77 71
												223	H	New Orleans	100 77
												256	A	A&M-Corpus Christi	70 31
												257	A	Nicholls St.	76 61
												273	H	McNeese	83 58
												284	A	Southeastern La.	75 58
												300	H	Incarate Word	77 54
												322	A	Houston Baptist	79 51
												330	H	Sam Houston St.	91 44
LAST 12 Division I GAMES:															
127	H	SFA	79 65	284	A	Southeastern La.	75 58	120	A	Central Ark.	39 51				
203	H	Abilene Christian	77 71	223	H	New Orleans	100 77	256	A	A&M-Corpus Christi	70 31				
273	H	McNeese	83 58	322	A	Houston Baptist	79 51	300	H	Incarate Word	77 54				
257	A	Nicholls St.	76 61	80	A	New Mexico	58 90								
330	H	Sam Houston St.	91 44												
300	H	Incarate Word	77 54												

Non-Div I Games: Howard Payne 101 37 Schreiner 116 37 Louisiana Col. 93 62 S' western Assemblies 92 49 Lamar University

Average RPI Win: 231
 Average RPI Loss: 165

WON-LOST
 RECORD

WINNING
 PCT. RANK

LAST 10
 GAMES

STRENGTH OF
 SCHEDULE

OPP. STRENGTH
 OF SCHEDULE

TEAM
 RPI

ADJ.
 RPI

CONF.
 RPI

ADJ CONF.
 RPI

DIV. I ONLY	12- 9	132	6- 4	244	242	163	163	15	15
DIV. I NON-CONF.	5- 5	170	0- 1	329	312	259	259	18	18
<hr/>									
TOTALS	RPI 1-25	RPI 26-50	W-L RECORDS	RPI 51-100	RPI 101-999	RPI 201+			
12- 9	0- 0	0- 1	OVERALL	1- 3	11- 5	9- 5			
8- 1	0- 0	0- 0	HOME	1- 0	7- 1	5- 1			
4- 7	0- 0	0- 0	AWAY	0- 3	4- 4	4- 4			
0- 1	0- 0	0- 1	NEUTRAL	0- 0	0- 0	0- 0			
5- 5	0- 0	0- 1	NON-CONFERENCE	0- 1	5- 3	5- 3			
3- 1	0- 0	0- 0	HOME	0- 0	3- 1	3- 1			
2- 3	0- 0	0- 0	AWAY	0- 1	2- 2	2- 2			
0- 1	0- 0	0- 1	NEUTRAL	0- 0	0- 0	0- 0			
7- 4	0- 0	0- 0	CONFERENCE	1- 2	6- 2	4- 2			
5- 0	0- 0	0- 0	HOME	1- 0	4- 0	2- 0			
2- 4	0- 0	0- 0	AWAY	0- 2	2- 2	2- 2			
0- 0	0- 0	0- 0	NEUTRAL	0- 0	0- 0	0- 0			

RPI 1-25				RPI 26-50				RPI 51-100				RPI 101+				Team's RPI: 163
RPI	S	Opponent	Score	RPI	S	Opponent	Score	RPI	S	Opponent	Score	RPI	S	Opponent	Score	
				26	N	Villanova	42 62	52	A	Minnesota	73 107	136	H	Bucknell I	66 62	
								66	A	American	64 82	182	H	Army West Point	59 55	
								84	A	Navy	50 53	202	A	Boston U.	65 56	
								84	H	Navy	66 63	202	H	Boston U.	74 58	
												228	A	Loyola Maryland	64 67	
												232	H	La Salle	61 69	
												236	A	Holy Cross	49 54	
												243	H	Lafayette	70 45	
												253	H	Fairfield	56 53	
												270	A	Cornell	62 57	
												272	A	Colgate	59 51	
												277	A	LIU Brooklyn	69 72	
												283	H	Mt. St. Mary's	75 71	
												286	A	Sacred Heart	55 65	
												297	A	Monmouth	75 57	
												342	H	NJIT	64 50	
<hr/>																
LAST 12 Division I GAMES:																
				202	A	Boston U.	65 56	136	H	Bucknell I	66 62					
				84	A	Navy	50 53	202	H	Boston U.	74 58					
				228	A	Loyola Maryland	64 67	236	A	Holy Cross	49 54					
				182	H	Army West Point	59 55	84	H	Navy	66 63					
				272	A	Colgate	59 51	243	H	Lafayette	70 45					
				66	A	American	64 82	277	A	LIU Brooklyn	69 72					

Non-Div I Games: Mansfield 77 47

Lehigh

Average RPI Win: 259	WON-LOST RECORD	WINNING PCT. RANK	LAST 10 GAMES	STRENGTH OF SCHEDULE	OPP. STRENGTH OF SCHEDULE	TEAM RPI	ADJ. RPI	CONF. RPI	ADJ. CONF. RPI
Average RPI Loss: 104									
DIV. I ONLY	12- 8	118	1- 1	159	273	108	108	28	28
DIV. I NON-CONF.	3- 7	254	0- 1	51	147	145	145	28	28

TOTALS	RPI 1-25	RPI 26-50	W-L RECORDS	RPI 51-100	RPI 101-999	RPI 201+			
12- 8	0- 1	0- 3	OVERALL	0- 2	12- 2	9- 2			
6- 0	0- 0	0- 0	HOME	0- 0	6- 0	5- 0			
5- 6	0- 1	0- 1	AWAY	0- 2	5- 2	4- 2			
1- 2	0- 0	0- 2	NEUTRAL	0- 0	1- 0	0- 0			
3- 7	0- 1	0- 3	NON-CONFERENCE	0- 2	3- 1	2- 1			
1- 0	0- 0	0- 0	HOME	0- 0	1- 0	1- 0			
1- 5	0- 1	0- 1	AWAY	0- 2	1- 1	1- 1			
1- 2	0- 0	0- 2	NEUTRAL	0- 0	1- 0	0- 0			
9- 1	0- 0	0- 0	CONFERENCE	0- 0	9- 1	7- 1			
5- 0	0- 0	0- 0	HOME	0- 0	5- 0	4- 0			
4- 1	0- 0	0- 0	AWAY	0- 0	4- 1	3- 1			
0- 0	0- 0	0- 0	NEUTRAL	0- 0	0- 0	0- 0			

RPI 1-25				RPI 26-50				RPI 51-100				RPI 101+ Team's RPI: 108			
RPI	S	Opponent	Score	RPI	S	Opponent	Score	RPI	S	Opponent	Score	RPI	S	Opponent	Score
19	A	Duke	51 68	32	N	Northern Colo.	57 65	82	A	James Madison	47 58	150	A	High Point	65 42
				34	A	Michigan	50 74	86	A	Drake	68 96	175	H	Radford	61 56
				44	N	Houston	68 75					197	N	Denver	82 69
												219	A	Gardner-Webb	85 60
												242	H	Campbell	60 42
												246	A	UNC Asheville	41 48
												259	A	Presbyterian	76 64
												259	H	Presbyterian	63 55
												289	H	Valparaiso	61 40
												291	A	Massachusetts	61 64
												311	A	Old Dominion	63 55
												315	H	Charleston So.	63 53
												339	H	Winthrop	63 37
												349	A	Longwood	63 51

LAST 12 Division I GAMES:															
				86	A	Drake	68 96	246	A	UNC Asheville	41 48				
				259	H	Presbyterian	63 55	219	A	Gardner-Webb	85 60				
				150	A	High Point	65 42	339	H	Winthrop	63 37				
				175	H	Radford	61 56	315	H	Charleston So.	63 53				
				349	A	Longwood	63 51	259	A	Presbyterian	76 64				
				242	H	Campbell	60 42	19	A	Duke	51 68				

Non-Div I Games: Shippensburg 105 43 Limestone 68 38

Liberty

Loss, Non-Conf, S Site, H Home A Away N Neutral

Average RPI Win:	308	WON-LOST	WINNING	LAST 10	STRENGTH OF	OPP. STRENGTH	TEAM	ADJ.	CONF.	ADJ CONF.
Average RPI Loss:	142	RECORD	PCT. RANK	GAMES	SCHEDULE	OF SCHEDULE	RPI	RPI	RPI	RPI
DIV. I ONLY	9- 14	236	6- 4	289	257	261	261	22	22	
DIV. I NON-CONF.	4- 11	279	2- 2	255	284	282	282	21	21	
<hr/>										
TOTALS	RPI 1-25	RPI 26-50	W-L RECORDS	RPI 51-100	RPI 101-999	RPI 201+				
9- 14	0- 0	0- 2	OVERALL	0- 4	9- 8	9- 4				
4- 6	0- 0	0- 1	HOME	0- 2	4- 3	4- 2				
5- 8	0- 0	0- 1	AWAY	0- 2	5- 5	5- 2				
0- 0	0- 0	0- 0	NEUTRAL	0- 0	0- 0	0- 0				
4- 11	0- 0	0- 1	NON-CONFERENCE	0- 4	4- 6	4- 4				
2- 4	0- 0	0- 0	HOME	0- 2	2- 2	2- 2				
2- 7	0- 0	0- 1	AWAY	0- 2	2- 4	2- 2				
0- 0	0- 0	0- 0	NEUTRAL	0- 0	0- 0	0- 0				
5- 3	0- 0	0- 1	CONFERENCE	0- 0	5- 2	5- 0				
2- 2	0- 0	0- 1	HOME	0- 0	2- 1	2- 0				
3- 1	0- 0	0- 0	AWAY	0- 0	3- 1	3- 0				
0- 0	0- 0	0- 0	NEUTRAL	0- 0	0- 0	0- 0				

RPI 1-25				RPI 26-50				RPI 51-100				RPI 101+ Team's RPI: 261			
RPI	S	Opponent	Score	RPI	S	Opponent	Score	RPI	S	Opponent	Score	RPI	S	Opponent	Score
				36	H	FGCU	54 68	68	H	Belmont	59 91	110	A	Jacksonville	48 70
				40	A	Ball St.	46 84	88	A	Saint Louis	57 101	123	A	Vanderbilt	82 92
								97	A	Butler	58 70	131	A	Middle Tenn.	48 72
								99	H	Alabama	51 73	157	H	Stetson	55 59
												215	H	Morehead St.	55 75
												227	H	Austin Peay	63 71
												239	A	North Florida	73 69
												260	A	Col. of Charleston	69 85
												294	A	Kennesaw St.	64 62
												296	H	USC Upstate	97 78
												305	H	Alabama A&M	66 50
												306	H	Murray St.	65 64
												315	A	Charleston So.	58 54
												329	A	Tennessee Tech	61 57
												336	A	Tennessee St.	64 71
												342	A	NJIT	74 58
												342	H	NJIT	66 58
<hr/>															
LAST 12 Division I GAMES:															
				342	H	NJIT	66 58	110	A	Jacksonville	48 70				
				296	H	USC Upstate	97 78	294	A	Kennesaw St.	64 62				
				342	A	NJIT	74 58	305	H	Alabama A&M	66 50				
				36	H	FGCU	54 68	123	A	Vanderbilt	82 92				
				157	H	Stetson	55 59	329	A	Tennessee Tech	61 57				
				239	A	North Florida	73 69	88	A	Saint Louis	57 101				

Non-Div I Games:

Lipscomb

Average RPI Win:	227	WON-LOST	WINNING	LAST 10	STRENGTH OF	OPP. STRENGTH	TEAM	ADJ.	CONF.	ADJ CONF.
Average RPI Loss:	86	RECORD	PCT. RANK	GAMES	SCHEDULE	OF SCHEDULE	RPI	RPI	RPI	RPI
DIV. I ONLY	14- 8	96	10- 0	208	102	126	126	23	23	
DIV. I NON-CONF.	3- 8	268	0- 1	34	3	181	181	23	23	

TOTALS	RPI 1-25	RPI 26-50	W-L RECORDS	RPI 51-100	RPI 101-999	RPI 201+				
14- 8	0- 3	1- 0	OVERALL	0- 2	13- 3	8- 0				
10- 3	0- 1	1- 0	HOME	0- 0	9- 2	4- 0				
4- 5	0- 2	0- 0	AWAY	0- 2	4- 1	4- 0				
0- 0	0- 0	0- 0	NEUTRAL	0- 0	0- 0	0- 0				
3- 8	0- 3	1- 0	NON-CONFERENCE	0- 2	2- 3	0- 0				
3- 3	0- 1	1- 0	HOME	0- 0	2- 2	0- 0				
0- 5	0- 2	0- 0	AWAY	0- 2	0- 1	0- 0				
0- 0	0- 0	0- 0	NEUTRAL	0- 0	0- 0	0- 0				
11- 0	0- 0	0- 0	CONFERENCE	0- 0	11- 0	8- 0				
7- 0	0- 0	0- 0	HOME	0- 0	7- 0	4- 0				
4- 0	0- 0	0- 0	AWAY	0- 0	4- 0	4- 0				
0- 0	0- 0	0- 0	NEUTRAL	0- 0	0- 0	0- 0				

RPI 1-25				RPI 26-50				RPI 51-100				RPI 101+ Team's RPI: 126			
RPI	S	Opponent	Score	RPI	S	Opponent	Score	RPI	S	Opponent	Score	RPI	S	Opponent	Score
3	A	Mississippi St.	48 86	30	H	Oklahoma	68 56	88	A	Saint Louis	45 48	107	A	Rice	51 58
15	A	Texas A&M	49 66					89	A	Kansas St.	51 66	116	H	Missouri St.	63 51
25	H	LSU	37 56									143	H	Texas St.	63 48
												151	H	Louisiana	78 43
												168	H	Tulsa	61 74
												178	H	Memphis	86 57
												192	H	Louisiana Tech	49 58
												199	H	UT Arlington	59 57
												212	H	Arkansas St.	53 43
												269	A	Appalachian St.	52 40
												280	A	Coastal Caro.	51 49
												316	A	Georgia St.	65 50
												316	H	Georgia St.	54 47
												320	A	Ga. Southern	64 34
												320	H	Ga. Southern	92 52
												333	H	La.-Monroe	57 37

LAST 12 Division I GAMES:															
316	H	Georgia St.	54 47	199	H	UT Arlington	59 57	320	A	Ga. Southern	64 34	316	A	Georgia St.	65 50
320	H	Ga. Southern	92 52	320	A	Ga. Southern	64 34	316	A	Georgia St.	65 50	333	H	La.-Monroe	57 37
280	A	Coastal Caro.	51 49	316	A	Georgia St.	65 50	333	H	La.-Monroe	57 37	151	H	Louisiana	78 43
269	A	Appalachian St.	52 40	333	H	La.-Monroe	57 37	151	H	Louisiana	78 43	25	H	LSU	37 56
212	H	Arkansas St.	53 43	151	H	Louisiana	78 43	25	H	LSU	37 56				
143	H	Texas St.	63 48												

Non-Div I Games:

Little Rock

Average RPI Win:	280	WON-LOST	WINNING	LAST 10	STRENGTH OF	OPP. STRENGTH	TEAM	ADJ.	CONF.	ADJ CONF.
Average RPI Loss:	203	RECORD	PCT. RANK	GAMES	SCHEDULE	OF SCHEDULE	RPI	RPI	RPI	RPI
DIV. I ONLY	2- 20	338	0- 10	270	288	335	335	21	21	
DIV. I NON-CONF.	2- 12	306	0- 4	257	328	327	327	20	20	

TOTALS	RPI 1-25	RPI 26-50	W-L RECORDS	RPI 51-100	RPI 101-999	RPI 201+				
2- 20	0- 1	0- 0	OVERALL	0- 2	2- 17	2- 12				
0- 10	0- 1	0- 0	HOME	0- 1	0- 8	0- 4				
2- 8	0- 0	0- 0	AWAY	0- 0	2- 0	2- 0				
0- 2	0- 0	0- 0	NEUTRAL	0- 0	0- 2	0- 2				
2- 12	0- 1	0- 0	NON-CONFERENCE	0- 1	2- 10	2- 9				
0- 6	0- 1	0- 0	HOME	0- 0	0- 5	0- 4				
2- 4	0- 0	0- 0	AWAY	0- 1	2- 3	2- 3				
0- 2	0- 0	0- 0	NEUTRAL	0- 0	0- 2	0- 2				
0- 8	0- 0	0- 0	CONFERENCE	0- 1	0- 7	0- 3				
0- 4	0- 0	0- 0	HOME	0- 1	0- 3	0- 0				
0- 4	0- 0	0- 0	AWAY	0- 0	0- 4	0- 3				
0- 0	0- 0	0- 0	NEUTRAL	0- 0	0- 0	0- 0				

RPI 1-25				RPI 26-50				RPI 51-100				RPI 101+				Team's RPI: 335
RPI	S	Opponent	Score	RPI	S	Opponent	Score	RPI	S	Opponent	Score	RPI	S	Opponent	Score	
11	H	Tennessee	61 90					51	A	Southern California	60 75	159	H	Loyola Marymount	69 84	
								69	H	UC Davis	71 83	161	H	Cal Poly	64 75	
												177	H	UC Irvine	81 100	
												201	A	UC Santa Barbara	44 51	
												201	H	UC Santa Barbara	74 90	
												205	N	Oral Roberts	58 64	
												213	A	San Diego	40 74	
												222	H	Montana St.	51 62	
												226	A	Montana	60 67	
												234	H	New Mexico St.	63 72	
												235	H	Pepperdine	71 83	
												244	A	UC Riverside	53 77	
												254	A	Hawaii	66 74	
												266	H	Illinois St.	51 59	
												278	A	Grand Canyon	65 63	
												281	A	Arizona	80 72	
												298	A	Cal St. Fullerton	61 67	
												299	N	VCU	59 69	
												342	A	NJIT	57 73	

LAST 12 Division I GAMES:																
177	H	UC Irvine	81 100	244	A	UC Riverside	53 77									
69	H	UC Davis	71 83	201	A	UC Santa Barbara	44 51									
161	H	Cal Poly	64 75	299	N	VCU	59 69									
201	H	UC Santa Barbara	74 90	342	A	NJIT	57 73									
254	A	Hawaii	66 74	234	H	New Mexico St.	63 72									
298	A	Cal St. Fullerton	61 67	266	H	Illinois St.	51 59									

Non-Div I Games:

Long Beach St.

Average RPI Win:	303	WON-LOST	WINNING	LAST 10	STRENGTH OF	OPP. STRENGTH	TEAM	ADJ.	CONF.	ADJ CONF.
Average RPI Loss:	250	RECORD	PCT. RANK	GAMES	SCHEDULE	OF SCHEDULE	RPI	RPI	RPI	RPI
DIV. I ONLY	2- 18	333	1- 9	339	348	349	349	28	28	
DIV. I NON-CONF.	1- 9	318	0- 2	341	348	349	349	28	28	

TOTALS	RPI 1-25	RPI 26-50	W-L RECORDS	RPI 51-100	RPI 101-999	RPI 201+				
2- 18	0- 0	0- 0	OVERALL	0- 1	2- 17	2- 14				
2- 7	0- 0	0- 0	HOME	0- 0	2- 7	2- 5				
0- 11	0- 0	0- 0	AWAY	0- 0	0- 0	0- 0				
0- 0	0- 0	0- 0	NEUTRAL	0- 0	0- 0	0- 0				
1- 9	0- 0	0- 0	NON-CONFERENCE	0- 1	1- 8	1- 8				
1- 3	0- 0	0- 0	HOME	0- 0	1- 3	1- 3				
0- 6	0- 0	0- 0	AWAY	0- 1	0- 5	0- 5				
0- 0	0- 0	0- 0	NEUTRAL	0- 0	0- 0	0- 0				
1- 9	0- 0	0- 0	CONFERENCE	0- 0	1- 9	1- 6				
1- 4	0- 0	0- 0	HOME	0- 0	1- 4	1- 2				
0- 5	0- 0	0- 0	AWAY	0- 0	0- 5	0- 4				
0- 0	0- 0	0- 0	NEUTRAL	0- 0	0- 0	0- 0				

RPI 1-25				RPI 26-50				RPI 51-100				RPI 101+				Team's RPI: 349
RPI	S	Opponent	Score	RPI	S	Opponent	Score	RPI	S	Opponent	Score	RPI	S	Opponent	Score	
								96	A	George Mason	41	60				
												108	H	Liberty	51	63
												150	A	High Point	41	62
												175	H	Radford	33	52
												209	A	Eastern Mich.	44	73
												216	H	Norfolk St.	45	64
												219	H	Gardner-Webb	54	61
												242	A	Campbell	48	58
												246	A	UNC Asheville	52	82
												259	H	Presbyterian	66	56
												265	H	Fairleigh Dickinson	52	72
												289	H	Valparaiso	68	81
												315	A	Charleston So.	57	73
												315	H	Charleston So.	61	78
												319	A	Wagner	43	60
												328	A	Delaware St.	56	60
												331	A	Marshall	45	90
												334	A	N.C. Central	75	87
												339	A	Winthrop	60	69
												346	H	UMass Lowell	84	82
LAST 12 Division I GAMES:																
315	H	Charleston So.	61	78	246	A	UNC Asheville	52	82							
339	A	Winthrop	60	69	219	H	Gardner-Webb	54	61							
242	A	Campbell	48	58	259	H	Presbyterian	66	56							
108	H	Liberty	51	63	315	A	Charleston So.	57	73							
150	A	High Point	41	62	216	H	Norfolk St.	45	64							
175	H	Radford	33	52	96	A	George Mason	41	60							

Non-Div I Games: Milligan 66 56

Longwood

■ Loss,
 ■ Non-Conf,
 ■ S Site,
 ■ Home
 ■ A Away
 N Neutral

Average RPI Win:	260	WON-LOST	WINNING	LAST 10	STRENGTH OF	OPP. STRENGTH	TEAM	ADJ.	CONF.	ADJ CONF.
Average RPI Loss:	95	RECORD	PCT. RANK	GAMES	SCHEDULE	OF SCHEDULE	RPI	RPI	RPI	RPI
DIV. I ONLY	11- 10	160	6- 4	150	193	151	151	23	23	
DIV. I NON-CONF.	5- 6	187	1- 1	86	91	137	137	23	23	

TOTALS	RPI 1-25	RPI 26-50	W-L RECORDS	RPI 51-100	RPI 101-999	RPI 201+				
11- 10	0- 3	0- 0	OVERALL	0- 1	11- 6	10- 0				
6- 3	0- 0	0- 0	HOME	0- 0	6- 3	6- 0				
4- 5	0- 1	0- 0	AWAY	0- 1	4- 1	3- 0				
1- 2	0- 1	0- 0	NEUTRAL	0- 0	1- 1	1- 0				
5- 6	0- 3	0- 0	NON-CONFERENCE	0- 1	5- 2	5- 0				
3- 1	0- 0	0- 0	HOME	0- 0	3- 1	3- 0				
1- 3	0- 2	0- 0	AWAY	0- 1	1- 0	1- 0				
1- 2	0- 1	0- 0	NEUTRAL	0- 0	1- 1	1- 0				
6- 4	0- 0	0- 0	CONFERENCE	0- 0	6- 4	5- 0				
3- 2	0- 0	0- 0	HOME	0- 0	3- 2	3- 0				
3- 2	0- 0	0- 0	AWAY	0- 0	3- 2	2- 0				
0- 0	0- 0	0- 0	NEUTRAL	0- 0	0- 0	0- 0				

RPI 1-25				RPI 26-50				RPI 51-100				RPI 101+				Team's RPI: 151
RPI	S	Opponent	Score	RPI	S	Opponent	Score	RPI	S	Opponent	Score	RPI	S	Opponent	Score	
3	N	Mississippi St.	37 94									101	H	South Ala.	57 72	
15	A	Texas A&M	62 83					61	A	Toledo	55 79	104	H	Auburn	60 70	
25	A	LSU	45 60									124	N	Cleveland St.	45 54	
												126	A	Little Rock	43 78	
												143	A	Texas St.	65 58	
												194	H	Troy	55 62	
												199	A	UT Arlington	61 63	
												212	A	Arkansas St.	77 75	
												223	H	New Orleans	66 57	
												229	N	Niagara	68 52	
												269	H	Appalachian St.	61 45	
												273	H	McNeese	98 86	
												279	H	Alcorn	67 47	
												280	H	Coastal Caro.	59 55	
												284	A	Southeastern La.	68 56	
												333	A	La.-Monroe	76 48	
												333	H	La.-Monroe	63 55	
LAST 12 Division I GAMES:																
333	A	La.-Monroe	76 48	280	H	Coastal Caro.	59 55									
194	H	Troy	55 62	269	H	Appalachian St.	61 45									
101	H	South Ala.	57 72	212	A	Arkansas St.	77 75									
143	A	Texas St.	65 58	126	A	Little Rock	43 78									
199	A	UT Arlington	61 63	279	H	Alcorn	67 47									
333	H	La.-Monroe	63 55	25	A	LSU	45 60									

Non-Div I Games: Dillard

53 60

Louisiana

Average RPI Win:	243	WON-LOST	WINNING	LAST 10	STRENGTH OF	OPP. STRENGTH	TEAM	ADJ.	CONF.	ADJ CONF.
Average RPI Loss:	139	RECORD	PCT. RANK	GAMES	SCHEDULE	OF SCHEDULE	RPI	RPI	RPI	RPI

DIV. I ONLY	13- 9	120	5- 5	274	183	192	192	18	18
DIV. I NON-CONF.	8- 4	87	2- 0	288	162	172	172	19	19

TOTALS	RPI 1-25	RPI 26-50	W-L RECORDS	RPI 51-100	RPI 101-999	RPI 201+			
13- 9	0- 1	0- 1	OVERALL	1- 1	12- 6	9- 2			
9- 3	0- 0	0- 1	HOME	0- 1	9- 1	8- 0			
3- 5	0- 1	0- 0	AWAY	0- 0	3- 4	1- 1			
1- 1	0- 0	0- 0	NEUTRAL	1- 0	0- 1	0- 1			
8- 4	0- 1	0- 0	NON-CONFERENCE	1- 0	7- 3	5- 1			
6- 1	0- 0	0- 0	HOME	0- 0	6- 1	5- 0			
1- 2	0- 1	0- 0	AWAY	0- 0	1- 1	0- 0			
1- 1	0- 0	0- 0	NEUTRAL	1- 0	0- 1	0- 1			
5- 5	0- 0	0- 1	CONFERENCE	0- 1	5- 3	4- 1			
3- 2	0- 0	0- 1	HOME	0- 1	3- 0	3- 0			
2- 3	0- 0	0- 0	AWAY	0- 0	2- 3	1- 1			
0- 0	0- 0	0- 0	NEUTRAL	0- 0	0- 0	0- 0			

RPI 1-25				RPI 26-50				RPI 51-100				RPI 101+ Team's RPI: 192			
RPI	S	Opponent	Score	RPI	S	Opponent	Score	RPI	S	Opponent	Score	RPI	S	Opponent	Score
10	A	Texas	54 88	46	H	Western Ky.	64 74	74	H	UAB	61 66	104	A	Auburn	59 75
								81	N	Penn St.	71 59	126	A	Little Rock	58 49
												131	A	Middle Tenn.	66 49
												149	H	Clemson	47 55
												164	A	Southern Miss.	50 65
												178	H	Memphis	65 40
												180	A	Fla. Atlantic	72 86
												229	N	Niagara	67 73
												245	H	Grambling	64 53
												251	H	North Texas	61 53
												273	H	McNeese	78 62
												279	H	Alcorn	87 50
												292	A	FIU	54 57
												304	H	UTSA	63 55
												311	H	Old Dominion	59 45
												322	H	Houston Baptist	85 62
												331	A	Marshall	74 65
												333	H	La.-Monroe	71 49
LAST 12 Division I GAMES:															
74	H	UAB	61 66	331	A	Marshall	74 65								
131	A	Middle Tenn.	66 49	164	A	Southern Miss.	50 65								
46	H	Western Ky.	64 74	304	H	UTSA	63 55								
311	H	Old Dominion	59 45	251	H	North Texas	61 53								
180	A	Fla. Atlantic	72 86	279	H	Alcorn	87 50								
292	A	FIU	54 57	322	H	Houston Baptist	85 62								

Non-Div I Games: LSU-Alexandria 87 47

Average RPI Win:	304	WON-LOST	WINNING	LAST 10	STRENGTH OF	OPP. STRENGTH	TEAM	ADJ.	CONF.	ADJ CONF.
Average RPI Loss:	154	RECORD	PCT. RANK	GAMES	SCHEDULE	OF SCHEDULE	RPI	RPI	RPI	RPI
DIV. I ONLY	5- 17	305	3- 7	269	197	295	295	24	24	
DIV. I NON-CONF.	2- 9	295	1- 0	238	93	285	285	22	22	

TOTALS	RPI 1-25	RPI 26-50	W-L RECORDS	RPI 51-100	RPI 101-999	RPI 201+				
5- 17	0- 2	0- 1	OVERALL	0- 2	5- 12	5- 6				
3- 5	0- 1	0- 0	HOME	0- 0	3- 4	3- 3				
2- 12	0- 1	0- 1	AWAY	0- 2	2- 8	2- 3				
0- 0	0- 0	0- 0	NEUTRAL	0- 0	0- 0	0- 0				
2- 9	0- 2	0- 1	NON-CONFERENCE	0- 1	2- 5	2- 2				
1- 3	0- 1	0- 0	HOME	0- 0	1- 2	1- 1				
1- 6	0- 1	0- 1	AWAY	0- 1	1- 3	1- 1				
0- 0	0- 0	0- 0	NEUTRAL	0- 0	0- 0	0- 0				
3- 8	0- 0	0- 0	CONFERENCE	0- 1	3- 7	3- 4				
2- 2	0- 0	0- 0	HOME	0- 0	2- 2	2- 2				
1- 6	0- 0	0- 0	AWAY	0- 1	1- 5	1- 2				
0- 0	0- 0	0- 0	NEUTRAL	0- 0	0- 0	0- 0				

RPI 1-25				RPI 26-50				RPI 51-100				RPI 101+ Team's RPI: 295			
RPI	S	Opponent	Score	RPI	S	Opponent	Score	RPI	S	Opponent	Score	RPI	S	Opponent	Score
13	H	Green Bay	39 76	31	A	Marquette	30 92	86	A	Drake	46 72	109	H	Western Mi ch.	47 65
24	A	DePaul	47 88					97	A	Butler	52 64	115	A	Milwaukee	41 63
												116	A	Missouri St.	36 75
												135	A	Northern Ill.	71 80
												141	A	Southern Ill.	46 62
												154	A	UNI	41 70
												225	H	Youngstown St.	49 73
												248	A	Bradley	71 61
												248	H	Bradley	57 59
												255	H	Indiana St.	65 73
												266	A	Illinois St.	49 57
												266	H	Illinois St.	62 59
												289	A	Valparaiso	60 76
												314	H	Ill.-Chicago	57 55
												318	A	Fort Wayne	70 79
												345	A	Chicago St.	46 28
												348	H	Evansville	82 63

LAST 12 Division I GAMES:															
248	A	Bradley	71 61	289	A	Valparaiso	60 76	266	H	Illinois St.	62 59				
266	A	Illinois St.	49 57	248	H	Bradley	57 59	86	A	Drake	46 72				
348	H	Evansville	82 63	154	A	UNI	41 70	314	H	Ill.-Chicago	57 55				
255	H	Indiana St.	65 73												
116	A	Missouri St.	36 75												
141	A	Southern Ill.	46 62												

Non-Div I Games:

Loyola Chicago

Average RPI Win:	218	WON-LOST	WINNING	LAST 10	STRENGTH OF	OPP. STRENGTH	TEAM	ADJ.	CONF.	ADJ CONF.
Average RPI Loss:	154	RECORD	PCT. RANK	GAMES	SCHEDULE	OF SCHEDULE	RPI	RPI	RPI	RPI
DIV. I ONLY	7- 15	268	5- 5	129	241	228	228	15	15	
DIV. I NON-CONF.	2- 9	295	0- 1	123	286	266	266	18	18	

TOTALS	RPI 1-25	RPI 26-50	W-L RECORDS	RPI 51-100	RPI 101-999	RPI 201+				
7- 15	0- 1	0- 1	OVERALL	0- 3	7- 10	5- 5				
4- 5	0- 0	0- 0	HOME	0- 2	4- 3	3- 1				
3- 10	0- 1	0- 1	AWAY	0- 1	3- 7	2- 4				
0- 0	0- 0	0- 0	NEUTRAL	0- 0	0- 0	0- 0				
2- 9	0- 1	0- 1	NON-CONFERENCE	0- 1	2- 6	2- 3				
1- 3	0- 0	0- 0	HOME	0- 1	1- 2	1- 1				
1- 6	0- 1	0- 1	AWAY	0- 0	1- 4	1- 2				
0- 0	0- 0	0- 0	NEUTRAL	0- 0	0- 0	0- 0				
5- 6	0- 0	0- 0	CONFERENCE	0- 2	5- 4	3- 2				
3- 2	0- 0	0- 0	HOME	0- 1	3- 1	2- 0				
2- 4	0- 0	0- 0	AWAY	0- 1	2- 3	1- 2				
0- 0	0- 0	0- 0	NEUTRAL	0- 0	0- 0	0- 0				

RPI 1-25				RPI 26-50				RPI 51-100				RPI 101+ Team's RPI: 228			
RPI	S	Opponent	Score	RPI	S	Opponent	Score	RPI	S	Opponent	Score	RPI	S	Opponent	Score
18	A	Maryl and	45 114	31	A	Marquette	63 83	66	H	Americ an	58 71	125	H	Georgetown	54 72
								84	A	Navy	44 73	128	A	Del aware	38 71
								96	H	George Mason	72 80	136	A	Bucknel l	68 65
												137	A	William & Mary	49 70
												163	H	Lehi gh	67 64
												182	A	Army West Point	47 62
												182	H	Army West Point	62 69
												202	A	Boston U.	56 75
												216	A	Norfolk St.	61 58
												236	A	Holy Cross	65 58
												236	H	Holy Cross	77 60
												243	A	Lafayette	54 65
												263	H	Towson	67 76
												270	H	Cornell	78 63
												272	H	Col gate	70 55
												276	A	St. Francis Brooklyn	47 64
												283	A	Mt. St. Mary's	63 71

LAST 12 Division I GAMES:															
236	A	Holy Cross	65 58	66	H	Americ an	58 71	236	H	Holy Cross	77 60				
182	A	Army West Point	47 62	202	A	Boston U.	56 75	182	H	Army West Point	62 69				
163	H	Lehi gh	67 64	84	A	Navy	44 73	84	A	Navy	44 73				
272	H	Col gate	70 55	128	A	Del aware	38 71								
136	A	Bucknel l	68 65												
243	A	Lafayette	54 65												

Non-Div I Games:

Loyola Maryl and

Average RPI Win:	217	WON-LOST	WINNING	LAST 10	STRENGTH OF	OPP. STRENGTH	TEAM	ADJ.	CONF.	ADJ CONF.
Average RPI Loss:	138	RECORD	PCT. RANK	GAMES	SCHEDULE	OF SCHEDULE	RPI	RPI	RPI	RPI
DIV. I ONLY	14- 8	96	5- 5	280	127	159	159	13	13	
DIV. I NON-CONF.	7- 3	74	0- 0	297	124	156	156	11	11	

TOTALS	RPI 1-25	RPI 26-50	W-L RECORDS	RPI 51-100	RPI 101-999	RPI 201+				
14- 8	0- 0	0- 1	OVERALL	3- 1	11- 6	9- 2				
8- 4	0- 0	0- 0	HOME	2- 1	6- 3	4- 1				
6- 4	0- 0	0- 1	AWAY	1- 0	5- 3	5- 1				
0- 0	0- 0	0- 0	NEUTRAL	0- 0	0- 0	0- 0				
7- 3	0- 0	0- 0	NON-CONFERENCE	2- 1	5- 2	4- 1				
4- 2	0- 0	0- 0	HOME	1- 1	3- 1	2- 0				
3- 1	0- 0	0- 0	AWAY	1- 0	2- 1	2- 1				
0- 0	0- 0	0- 0	NEUTRAL	0- 0	0- 0	0- 0				
7- 5	0- 0	0- 1	CONFERENCE	1- 0	6- 4	5- 1				
4- 2	0- 0	0- 0	HOME	1- 0	3- 2	2- 1				
3- 3	0- 0	0- 1	AWAY	0- 0	3- 2	3- 0				
0- 0	0- 0	0- 0	NEUTRAL	0- 0	0- 0	0- 0				

RPI 1-25				RPI 26-50				RPI 51-100				RPI 101+				Team's RPI: 159
RPI	S	Opponent	Score	RPI	S	Opponent	Score	RPI	S	Opponent	Score	RPI	S	Opponent	Score	
				42	A	Gonzaga	67 77	51	H	Southern California	70 80	119	A	BYU	52 62	
								79	H	Saint Mary's (CA)	69 57	119	H	BYU	55 67	
								88	A	Saint Louis	62 60	152	H	Pacific	75 60	
								95	H	Miami (OH)	84 71	165	A	San Francisco	60 78	
												184	H	CSUN	68 75	
												201	H	UC Santa Barbara	67 61	
												209	H	Eastern Mich.	73 64	
												213	A	San Diego	67 53	
												213	H	San Diego	54 60	
												214	A	SMU	60 63	
												235	H	Pepperdine	75 60	
												244	A	UC Riverside	67 59	
												274	A	Santa Clara	65 51	
												281	H	Arizona	84 70	
												313	A	Portland	63 60	
												313	H	Portland	76 55	
												335	A	Long Beach St.	84 69	

LAST 12 Division I GAMES:																
313	H	Portland	76 55	213	H	San Diego	54 60									
119	A	BYU	52 62	165	A	San Francisco	60 78									
213	A	San Diego	67 53	42	A	Gonzaga	67 77									
235	H	Pepperdine	75 60	274	A	Santa Clara	65 51									
313	A	Portland	63 60	152	H	Pacific	75 60									
119	H	BYU	55 67	79	H	Saint Mary's (CA)	69 57									

Non-Div I Games: Cal St. Dom. Hills 84 52

Loyola Marymount

Average RPI Win:	222	WON-LOST	WINNING	LAST 10	STRENGTH OF	OPP. STRENGTH	TEAM	ADJ.	CONF.	ADJ CONF.
Average RPI Loss:	57	RECORD	PCT. RANK	GAMES	SCHEDULE	OF SCHEDULE	RPI	RPI	RPI	RPI
DIV. I ONLY	14- 8	96	8- 2	101	117	77	77	20	20	
DIV. I NON-CONF.	5- 6	187	1- 0	39	9	66	66	24	24	

TOTALS	RPI 1-25	RPI 26-50	W-L RECORDS	RPI 51-100	RPI 101-999	RPI 201+				
14- 8	0- 3	0- 1	OVERALL	1- 3	13- 1	7- 0				
6- 2	0- 0	0- 0	HOME	1- 1	5- 1	4- 0				
7- 6	0- 3	0- 1	AWAY	0- 2	7- 0	2- 0				
1- 0	0- 0	0- 0	NEUTRAL	0- 0	1- 0	1- 0				
5- 6	0- 3	0- 1	NON-CONFERENCE	1- 2	4- 0	2- 0				
2- 1	0- 0	0- 0	HOME	1- 1	1- 0	1- 0				
2- 5	0- 3	0- 1	AWAY	0- 1	2- 0	0- 0				
1- 0	0- 0	0- 0	NEUTRAL	0- 0	1- 0	1- 0				
9- 2	0- 0	0- 0	CONFERENCE	0- 1	9- 1	5- 0				
4- 1	0- 0	0- 0	HOME	0- 0	4- 1	3- 0				
5- 1	0- 0	0- 0	AWAY	0- 1	5- 0	2- 0				
0- 0	0- 0	0- 0	NEUTRAL	0- 0	0- 0	0- 0				

RPI 1-25				RPI 26-50				RPI 51-100 Team's RPI: 77				RPI 101+			
RPI	S	Opponent	Score	RPI	S	Opponent	Score	RPI	S	Opponent	Score	RPI	S	Opponent	Score
3	A	Mississippi St.	43 83	50	A	Miami (FL)	70 80	61	A	Toledo	64 65	113	A	Dartmouth	64 51
5	A	Ohio St.	70 83					72	H	Harvard	76 51	145	A	Binghamton	61 38
19	A	Duke	39 69					75	A	Albany (NY)	54 68	145	H	Binghamton	62 66
								98	H	Tulane	34 42	160	A	Hartford	59 44
												160	H	Hartford	59 56
												185	A	New Hampshire	56 46
												196	A	Boston College	61 40
												210	H	Stony Brook	64 56
												282	H	Bryant	70 68
												287	H	Vermont	64 55
												294	N	Kennesaw St.	75 39
												327	A	UMBC	64 50
												327	H	UMBC	69 36
												346	A	UMass Lowell	69 51

LAST 12 Division I GAMES:															
160	H	Hartford	59 56	287	H	Vermont	64 55								
145	A	Binghamton	61 38	75	A	Albany (NY)	54 68								
346	A	UMass Lowell	69 51	327	A	UMBC	64 50								
327	H	UMBC	69 36	145	H	Binghamton	62 66								
185	A	New Hampshire	56 46	210	H	Stony Brook	64 56								
160	A	Hartford	59 44	196	A	Boston College	61 40								

Non-Div I Games: Maine Maritime 89 49 Me.-Fort Kent 100 40

Maine

Average RPI Win:	303	WON-LOST	WINNING	LAST 10	STRENGTH OF	OPP. STRENGTH	TEAM	ADJ.	CONF.	ADJ CONF.
Average RPI Loss:	154	RECORD	PCT. RANK	GAMES	SCHEDULE	OF SCHEDULE	RPI	RPI	RPI	RPI
DIV. I ONLY	8- 14	248	4- 6	241	286	252	252	27	27	
DIV. I NON-CONF.	3- 8	268	0- 1	108	242	223	223	26	26	

TOTALS	RPI 1-25	RPI 26-50	W-L RECORDS	RPI 51-100	RPI 101-999	RPI 201+				
8- 14	0- 0	0- 2	OVERALL	0- 4	8- 8	8- 5				
5- 3	0- 0	0- 0	HOME	0- 3	5- 0	5- 0				
2- 11	0- 0	0- 2	AWAY	0- 1	2- 8	2- 5				
1- 0	0- 0	0- 0	NEUTRAL	0- 0	1- 0	1- 0				
3- 8	0- 0	0- 2	NON-CONFERENCE	0- 3	3- 3	3- 2				
1- 2	0- 0	0- 0	HOME	0- 2	1- 0	1- 0				
1- 6	0- 0	0- 2	AWAY	0- 1	1- 3	1- 2				
1- 0	0- 0	0- 0	NEUTRAL	0- 0	1- 0	1- 0				
5- 6	0- 0	0- 0	CONFERENCE	0- 1	5- 5	5- 3				
4- 1	0- 0	0- 0	HOME	0- 1	4- 0	4- 0				
1- 5	0- 0	0- 0	AWAY	0- 0	1- 5	1- 3				
0- 0	0- 0	0- 0	NEUTRAL	0- 0	0- 0	0- 0				

RPI 1-25				RPI 26-50				RPI 51-100				RPI 101+				Team's RPI: 252	
RPI	S	Opponent	Score	RPI	S	Opponent	Score	RPI	S	Opponent	Score	RPI	S	Opponent	Score		
				28	A	Vi rgi ni a	47 69	62	H	Qui nni pi ac	64 80	169	A	Marist	40 65		
				37	A	Cal i forni a	66 87	73	H	Fordham	48 54	185	A	New Hampshi re	55 68		
								75	H	Al bany (NY)	56 62	198	A	Si ena	51 56		
								81	A	Penn St.	46 78	210	A	Stony Brook	59 74		
												229	A	Ni agara	64 65		
												253	A	Fai rfi el d	52 55		
												268	A	Ri der	51 67		
												276	H	St. Franci s Brookl yn	57 54		
												277	A	LIU Brookl yn	72 38		
												286	A	Sacred Heart	61 65		
												293	A	Can i si us	59 56		
												293	H	Can i si us	58 39		
												297	H	Monmouth	63 53		
												303	N	Coppi n St.	74 56		
												338	H	I ona	67 63		
												344	H	Saint Peter' s	76 64		
LAST 12 Di vi si on I GAMES:																	
				253	A	Fai rfi el d	52 55	293	A	Can i si us	59 56						
				268	A	Ri der	51 67	169	A	Marist	40 65						
				297	H	Monmouth	63 53	293	H	Can i si us	58 39						
				198	A	Si ena	51 56	62	H	Qui nni pi ac	64 80						
				338	H	I ona	67 63	344	H	Saint Peter' s	76 64						
				229	A	Ni agara	64 65	28	A	Vi rgi ni a	47 69						

Non-Di v I Games:

Manhattan

Average RPI Win:	272	WON-LOST	WINNING	LAST 10	STRENGTH OF	OPP. STRENGTH	TEAM	ADJ.	CONF.	ADJ CONF.
Average RPI Loss:	120	RECORD	PCT. RANK	GAMES	SCHEDULE	OF SCHEDULE	RPI	RPI	RPI	RPI
DIV. I ONLY	14- 10	123	8- 2	260	250	169	169	27	27	
DIV. I NON-CONF.	4- 8	239	0- 0	170	176	227	227	26	26	

TOTALS	RPI 1-25	RPI 26-50	W-L RECORDS	RPI 51-100	RPI 101-999	RPI 201+				
14- 10	0- 0	0- 1	OVERALL	0- 4	14- 5	13- 1				
8- 2	0- 0	0- 0	HOME	0- 1	8- 1	7- 0				
6- 6	0- 0	0- 0	AWAY	0- 2	6- 4	6- 1				
0- 2	0- 0	0- 1	NEUTRAL	0- 1	0- 0	0- 0				
4- 8	0- 0	0- 1	NON-CONFERENCE	0- 3	4- 4	4- 1				
2- 2	0- 0	0- 0	HOME	0- 1	2- 1	2- 0				
2- 4	0- 0	0- 0	AWAY	0- 1	2- 3	2- 1				
0- 2	0- 0	0- 1	NEUTRAL	0- 1	0- 0	0- 0				
10- 2	0- 0	0- 0	CONFERENCE	0- 1	10- 1	9- 0				
6- 0	0- 0	0- 0	HOME	0- 0	6- 0	5- 0				
4- 2	0- 0	0- 0	AWAY	0- 1	4- 1	4- 0				
0- 0	0- 0	0- 0	NEUTRAL	0- 0	0- 0	0- 0				

RPI 1-25				RPI 26-50				RPI 51-100				RPI 101+ Team's RPI: 169			
RPI	S	Opponent	Score	RPI	S	Opponent	Score	RPI	S	Opponent	Score	RPI	S	Opponent	Score
				35	N	Purdue	47 61	51	N	Southern Cal i forni a	57 78	113	H	Dartmouth	51 60
								62	A	Qui nni pi ac	56 62	134	A	Northeastern	72 78
								84	H	Navy	70 77	174	A	Temple	77 83
								94	A	Seton Hal l	60 85	198	A	Si ena	53 58
												198	H	Si ena	73 54
												202	A	Boston U.	80 52
												229	A	Ni agara	84 78
												236	H	Hol y Cross	85 74
												252	H	Manhattan	65 40
												253	H	Fai rfi el d	71 63
												254	A	Hawai i	63 70
												268	A	Ri der	80 69
												268	H	Ri der	68 67
												291	A	Massachusetts	88 60
												293	A	Can i si us	78 53
												297	H	Monmouth	69 46
												332	H	Rhode Isl and	64 42
												338	H	I ona	75 55
												344	A	Saint Peter's	86 53
LAST 12 Di vi si on I GAMES:															
				198	H	Si ena	73 54	253	H	Fai rfi el d	71 63				
				338	H	I ona	75 55	62	A	Qui nni pi ac	56 62				
				293	A	Can i si us	78 53	252	H	Manhattan	65 40				
				229	A	Ni agara	84 78	344	A	Saint Peter's	86 53				
				268	H	Ri der	68 67	297	H	Monmouth	69 46				
				198	A	Si ena	53 58	268	A	Ri der	80 69				

Non-Di v I Games:

Marist

Average RPI Win:	144	WON-LOST	WINNING	LAST 10	STRENGTH OF	OPP. STRENGTH	TEAM	ADJ.	CONF.	ADJ CONF.
Average RPI Loss:	41	RECORD	PCT. RANK	GAMES	SCHEDULE	OF SCHEDULE	RPI	RPI	RPI	RPI
DIV. I ONLY	15- 8	82	7- 3	24	38	31	31	6	6	
DIV. I NON-CONF.	6- 5	153	0- 0	18	47	48	48	6	6	

TOTALS	RPI 1-25	RPI 26-50	W-L RECORDS	RPI 51-100	RPI 101-999	RPI 201+				
15- 8	1- 4	2- 2	OVERALL	3- 1	9- 1	4- 0				
10- 1	1- 0	0- 1	HOME	3- 0	6- 0	3- 0				
4- 6	0- 3	2- 1	AWAY	0- 1	2- 1	0- 0				
1- 1	0- 1	0- 0	NEUTRAL	0- 0	1- 0	1- 0				
6- 5	0- 3	0- 1	NON-CONFERENCE	0- 1	6- 0	3- 0				
4- 0	0- 0	0- 0	HOME	0- 0	4- 0	2- 0				
1- 4	0- 2	0- 1	AWAY	0- 1	1- 0	0- 0				
1- 1	0- 1	0- 0	NEUTRAL	0- 0	1- 0	1- 0				
9- 3	1- 1	2- 1	CONFERENCE	3- 0	3- 1	1- 0				
6- 1	1- 0	0- 1	HOME	3- 0	2- 0	1- 0				
3- 2	0- 1	2- 0	AWAY	0- 0	1- 1	0- 0				
0- 0	0- 0	0- 0	NEUTRAL	0- 0	0- 0	0- 0				

RPI 1-25				RPI 26-50				Team's RPI: 31				RPI 51-100				RPI 101+			
RPI	S	Opponent	Score	RPI	S	Opponent	Score	RPI	S	Opponent	Score	RPI	S	Opponent	Score	RPI	S	Opponent	Score
2	A	Notre Dame	85 91	26	A	Villanova	67 57	59	H	St. John's (NY)	74 72	115	A	Milwaukee	83 68				
11	N	Tennessee	99 101	34	A	Michigan	76 82	80	A	New Mexico	87 88	125	A	Georgetown	58 85				
13	A	Green Bay	55 63	39	A	Creighton	92 77	94	H	Seton Hall	97 84	182	H	Army West Point	83 53				
24	A	DePaul	83 95	39	H	Creighton	73 74	97	H	Butler	69 67	186	H	Wisconsin	88 65				
24	H	DePaul	93 81									187	A	Providence	77 60				
												187	H	Providence	94 61				
												208	H	Xavier	88 67				
												226	N	Montana	87 68				
												228	H	Loyola Maryland	83 63				
												295	H	Loyola Chicago	92 30				
LAST 12 Division I GAMES:																			
				39	H	Creighton	73 74	97	H	Butler	69 67								
				187	H	Providence	94 61	187	A	Providence	77 60								
				24	A	DePaul	83 95	39	A	Creighton	92 77								
				26	A	Villanova	67 57	24	H	DePaul	93 81								
				125	A	Georgetown	58 85	94	H	Seton Hall	97 84								
				208	H	Xavier	88 67	59	H	St. John's (NY)	74 72								

Non-Div I Games:

Marquette

Average RPI Win:	318	WON-LOST	WINNING	LAST 10	STRENGTH OF	OPP. STRENGTH	TEAM	ADJ.	CONF.	ADJ CONF.
Average RPI Loss:	164	RECORD	PCT. RANK	GAMES	SCHEDULE	OF SCHEDULE	RPI	RPI	RPI	RPI
DIV. I ONLY	5- 15	296	1- 8	314	189	331	331	18	18	
DIV. I NON-CONF.	4- 7	226	1- 0	328	240	318	318	19	19	

TOTALS	RPI 1-25	RPI 26-50	W-L RECORDS	RPI 51-100	RPI 101-999	RPI 201+				
5- 15	0- 0	0- 1	OVERALL	0- 2	5- 12	5- 3				
4- 7	0- 0	0- 1	HOME	0- 2	4- 4	4- 1				
1- 8	0- 0	0- 0	AWAY	0- 0	1- 8	1- 2				
0- 0	0- 0	0- 0	NEUTRAL	0- 0	0- 0	0- 0				
4- 7	0- 0	0- 0	NON-CONFERENCE	0- 2	4- 5	4- 1				
3- 4	0- 0	0- 0	HOME	0- 2	3- 2	3- 1				
1- 3	0- 0	0- 0	AWAY	0- 0	1- 3	1- 0				
0- 0	0- 0	0- 0	NEUTRAL	0- 0	0- 0	0- 0				
1- 8	0- 0	0- 1	CONFERENCE	0- 0	1- 7	1- 2				
1- 3	0- 0	0- 1	HOME	0- 0	1- 2	1- 0				
0- 5	0- 0	0- 0	AWAY	0- 0	0- 5	0- 2				
0- 0	0- 0	0- 0	NEUTRAL	0- 0	0- 0	0- 0				

RPI 1-25				RPI 26-50				RPI 51-100				RPI 101+				Team's RPI: 331	
RPI	S	Opponent	Score	RPI	S	Opponent	Score	RPI	S	Opponent	Score	RPI	S	Opponent	Score		
46	H	Western Ky.	66 86					76	H	Ohio	52 54	106	A	Kentucky	39 69		
								81	H	Penn St.	65 80	124	A	Cleveland St.	76 85		
												131	H	Middle Tenn.	57 73		
												141	H	Southern Ill.	59 64		
												164	A	Southern Miss.	61 70		
												172	A	Florida	69 74		
												176	A	Charlotte	61 67		
												180	A	Fla. Atlantic	59 79		
												192	H	Louisiana Tech	65 74		
												269	H	Appalachian St.	54 56		
												275	H	Morgan St.	73 68		
												292	A	FIU	54 67		
												292	H	FIU	78 75		
												311	A	Old Dominion	53 69		
												336	A	Tennessee St.	71 65		
												339	H	Winthrop	70 40		
												349	H	Longwood	90 45		
LAST 12 Division I GAMES:																	
				164	A	Southern Miss.	61 70					192	H	Louisiana Tech	65 74		
				176	A	Charlotte	61 67					292	A	FIU	54 67		
				292	H	FIU	78 75					180	A	Fla. Atlantic	59 79		
				131	H	Middle Tenn.	57 73					336	A	Tennessee St.	71 65		
				46	H	Western Ky.	66 86					269	H	Appalachian St.	54 56		
				311	A	Old Dominion	53 69					172	A	Florida	69 74		

Non-Div I Games: Ky. Christian 111 38 Alice Lloyd 96 46

Marshall

Average RPI Win:	144	WON-LOST	WINNING	LAST 10	STRENGTH OF	OPP. STRENGTH	TEAM	ADJ.	CONF.	ADJ CONF.
Average RPI Loss:	27	RECORD	PCT. RANK	GAMES	SCHEDULE	OF SCHEDULE	RPI	RPI	RPI	RPI
DIV. I ONLY	20- 3	9	4- 0	66	23	18	18	3	3	
DIV. I NON-CONF.	11- 2	22	1- 0	112	45	35	35	4	4	

TOTALS	RPI 1-25	RPI 26-50	W-L RECORDS	RPI 51-100	RPI 101-999	RPI 201+				
20- 3	3- 2	2- 0	OVERALL	4- 1	11- 0	7- 0				
11- 2	3- 1	0- 0	HOME	2- 1	6- 0	4- 0				
8- 1	0- 1	2- 0	AWAY	2- 0	4- 0	2- 0				
1- 0	0- 0	0- 0	NEUTRAL	0- 0	1- 0	1- 0				
11- 2	0- 2	2- 0	NON-CONFERENCE	1- 0	8- 0	7- 0				
6- 1	0- 1	0- 0	HOME	1- 0	5- 0	4- 0				
4- 1	0- 1	2- 0	AWAY	0- 0	2- 0	2- 0				
1- 0	0- 0	0- 0	NEUTRAL	0- 0	1- 0	1- 0				
9- 1	3- 0	0- 0	CONFERENCE	3- 1	3- 0	0- 0				
5- 1	3- 0	0- 0	HOME	1- 1	1- 0	0- 0				
4- 0	0- 0	0- 0	AWAY	2- 0	2- 0	0- 0				
0- 0	0- 0	0- 0	NEUTRAL	0- 0	0- 0	0- 0				

RPI	S	Opponent	Score	RPI	S	Opponent	Score	RPI	S	Opponent	Score	RPI	S	Opponent	Score
1	A	UConn	72 97	28	A	Virginia	60 59	56	A	Nebraska	64 57	111	H	George Washington	80 54
5	H	Ohio St.	99 69	50	A	Miami (FL)	79 71	60	H	Michigan St.	68 82	186	A	Wisconsin	71 44
14	H	Rutgers	88 60					70	H	Indiana	74 70	191	A	Northwestern	68 65
21	H	South Carolina	86 94					75	H	Albany (NY)	91 58	200	H	Illinois	100 65
23	H	Iowa	80 64					81	A	Penn St.	69 65	217	A	Akron	75 54
												228	H	Loyola Maryland	114 45
												229	H	Niagara	92 65
												241	H	Howard	111 49
												283	H	Mt. St. Mary's	97 57
												294	N	Kennesaw St.	89 35
												303	A	Coppin St.	113 49

LAST 12 Division I GAMES:															
50	A	Miami (FL)	79 71	60	H	Michigan St.	68 82	186	A	Wisconsin	71 44	23	H	Iowa	80 64
56	A	Nebraska	64 57					81	A	Penn St.	69 65	200	H	Illinois	100 65
14	H	Rutgers	88 60					303	A	Coppin St.	113 49				
191	A	Northwestern	68 65												
5	H	Ohio St.	99 69												
70	H	Indiana	74 70												

Non-Div I Games:

Maryland

Average RPI Win:	285	WON-LOST	WINNING	LAST 10	STRENGTH OF	OPP. STRENGTH	TEAM	ADJ.	CONF.	ADJ CONF.
Average RPI Loss:	170	RECORD	PCT. RANK	GAMES	SCHEDULE	OF SCHEDULE	RPI	RPI	RPI	RPI
DIV. I ONLY	9- 12	217	3- 7	345	201	291	291	12	12	
DIV. I NON-CONF.	6- 5	153	1- 1	345	313	287	287	10	10	
<hr/>										
TOTALS	RPI 1-25	RPI 26-50	W-L RECORDS	RPI 51-100	RPI 101-999	RPI 201+				
9- 12	0- 0	0- 1	OVERALL	0- 2	9- 9	8- 4				
5- 5	0- 0	0- 0	HOME	0- 1	5- 4	4- 1				
3- 7	0- 0	0- 1	AWAY	0- 1	3- 5	3- 3				
1- 0	0- 0	0- 0	NEUTRAL	0- 0	1- 0	1- 0				
6- 5	0- 0	0- 0	NON-CONFERENCE	0- 0	6- 5	5- 2				
3- 2	0- 0	0- 0	HOME	0- 0	3- 2	2- 0				
2- 3	0- 0	0- 0	AWAY	0- 0	2- 3	2- 2				
1- 0	0- 0	0- 0	NEUTRAL	0- 0	1- 0	1- 0				
3- 7	0- 0	0- 1	CONFERENCE	0- 2	3- 4	3- 2				
2- 3	0- 0	0- 0	HOME	0- 1	2- 2	2- 1				
1- 4	0- 0	0- 1	AWAY	0- 1	1- 2	1- 1				
0- 0	0- 0	0- 0	NEUTRAL	0- 0	0- 0	0- 0				

RPI	S	Opponent	Score	RPI	S	Opponent	Score	RPI	S	Opponent	Score	RPI	S	Opponent	Score
				48	A	Duquesne	57 60	73	H	Fordham	51 62	108	H	Liberty	64 61
								88	A	Saint Louis	63 64	134	H	Northeastern	54 64
												153	A	Davidsen	81 87
												158	A	North Dakota	52 82
												169	H	Marist	60 88
												183	H	Saint Joseph's	79 84
												207	H	Richmond	39 51
												232	H	La Salle	69 66
												237	A	St. Bonaventure	59 69
												263	H	Towson	72 49
												267	A	North Dakota St.	70 82
												299	H	VCU	79 75
												300	A	Incarinate Word	64 45
												321	A	UTRGV	59 67
												332	A	Rhode Island	61 59
												341	N	Mississippi Val.	85 46
												344	H	Saint Peter's	81 65
												346	A	UMass Lowell	73 63
<hr/>															
LAST 12 Division I GAMES:															
				232	H	La Salle	69 66	183	H	Saint Joseph's	79 84				
				207	H	Richmond	39 51	237	A	St. Bonaventure	59 69				
				332	A	Rhode Isl and	61 59	73	H	Fordham	51 62				
				153	A	Davidsen	81 87	48	A	Duquesne	57 60				
				299	H	VCU	79 75	169	H	Marist	60 88				
				88	A	Saint Louis	63 64	346	A	UMass Lowell	73 63				

Non-Div I Games: Me.-Fort Kent 111 45 Fisher 121 38

Massachusetts

Average RPI Win: 317
Average RPI Loss: 155

WON-LOST
RECORD

WINNING
PCT. RANK

LAST 10
GAMES

STRENGTH OF
SCHEDULE

OPP. STRENGTH
OF SCHEDULE

TEAM
RPI

ADJ.
RPI

CONF.
RPI

ADJ CONF.
RPI

DIV. I ONLY	7- 11	239	6- 4	327	184	273	273	25	25
DIV. I NON-CONF.	1- 7	310	0- 2	130	85	284	284	25	25
TOTALS	RPI 1-25	RPI 26-50	W-L RECORDS	RPI 51-100	RPI 101-999	RPI 201+			
7- 11	0- 2	0- 0	OVERALL	0- 1	7- 8	7- 5			
2- 5	0- 0	0- 0	HOME	0- 1	2- 4	2- 4			
5- 6	0- 2	0- 0	AWAY	0- 0	5- 4	5- 1			
0- 0	0- 0	0- 0	NEUTRAL	0- 0	0- 0	0- 0			
1- 7	0- 2	0- 0	NON-CONFERENCE	0- 1	1- 4	1- 2			
1- 2	0- 0	0- 0	HOME	0- 1	1- 1	1- 1			
0- 5	0- 2	0- 0	AWAY	0- 0	0- 3	0- 1			
0- 0	0- 0	0- 0	NEUTRAL	0- 0	0- 0	0- 0			
6- 4	0- 0	0- 0	CONFERENCE	0- 0	6- 4	6- 3			
1- 3	0- 0	0- 0	HOME	0- 0	1- 3	1- 3			
5- 1	0- 0	0- 0	AWAY	0- 0	5- 1	5- 0			
0- 0	0- 0	0- 0	NEUTRAL	0- 0	0- 0	0- 0			

RPI	S	Opponent	Score
9	A	Bayl or	34 95
10	A	Texas	34 100

RPI	S	Opponent	Score
-----	---	----------	-------

RPI	S	Opponent	Score
98	H	Tul ane	66 70

RPI	S	Opponent	Score
103	A	Lamar Uni versi ty	58 83
151	A	Loui si ana	86 98
192	A	Loui si ana Tech	62 78
203	H	Abil ene Chri stian	75 80
214	A	SMU	59 65
223	H	New Orleans	64 77
245	H	Grambl ing	60 75
257	H	Ni chol l s St.	54 61
284	A	Southeastern La.	77 65
300	A	Incar nate Word	66 57
322	A	Houston Baptist	86 74
325	A	Northwestern St.	60 44
325	H	Northwestern St.	72 67
330	A	Sam Houston St.	66 63
333	H	La. -Monroe	65 61

LAST 12 Di vi si on I GAMES:

325	A	Northwestern St.	60 44	223	H	New Orleans	64 77
330	A	Sam Houston St.	66 63	203	H	Abil ene Chri stian	75 80
103	A	Lamar Uni versi ty	58 83	325	H	Northwestern St.	72 67
322	A	Houston Baptist	86 74	300	A	Incar nate Word	66 57
284	A	Southeastern La.	77 65	214	A	SMU	59 65
257	H	Ni chol l s St.	54 61	192	A	Loui si ana Tech	62 78

Non-Di v I Games: LSU-Alexandria 73 53 Louisiana Col. 84 46 Southern-N. O. 76 61

McNeese

Loss, Non-Conf, S Site, H Home A Away N Neutral

Average RPI Win:	210	WON-LOST	WINNING	LAST 10	STRENGTH OF	OPP. STRENGTH	TEAM	ADJ.	CONF.	ADJ CONF.
Average RPI Loss:	95	RECORD	PCT. RANK	GAMES	SCHEDULE	OF SCHEDULE	RPI	RPI	RPI	RPI
DIV. I ONLY	7- 15	268	3- 7	35	91	178	178	8	8	
DIV. I NON-CONF.	5- 8	220	3- 0	83	186	206	206	7	7	

TOTALS	RPI 1-25	RPI 26-50	W-L RECORDS	RPI 51-100	RPI 101-999	RPI 201+				
7- 15	0- 4	0- 2	OVERALL	1- 1	6- 8	4- 0				
5- 6	0- 1	0- 1	HOME	1- 1	4- 3	4- 0				
2- 6	0- 1	0- 1	AWAY	0- 0	2- 4	0- 0				
0- 3	0- 2	0- 0	NEUTRAL	0- 0	0- 1	0- 0				
5- 8	0- 2	0- 0	NON-CONFERENCE	1- 1	4- 5	3- 0				
4- 3	0- 0	0- 0	HOME	1- 1	3- 2	3- 0				
1- 2	0- 0	0- 0	AWAY	0- 0	1- 2	0- 0				
0- 3	0- 2	0- 0	NEUTRAL	0- 0	0- 1	0- 0				
2- 7	0- 2	0- 2	CONFERENCE	0- 0	2- 3	1- 0				
1- 3	0- 1	0- 1	HOME	0- 0	1- 1	1- 0				
1- 4	0- 1	0- 1	AWAY	0- 0	1- 2	0- 0				
0- 0	0- 0	0- 0	NEUTRAL	0- 0	0- 0	0- 0				

RPI	S	Opponent	Score	RPI	S	Opponent	Score	RPI	S	Opponent	Score	RPI	S	Opponent	Score	Team's RPI: 178
1	A	UConn	49 97	27	H	South Fla.	62 81	64	H	IUPUI	57 80	123	A	Vanderbilt	71 60	
1	H	UConn	36 93	47	A	UCF	41 61	74	H	UAB	64 62	126	A	Little Rock	57 86	
5	N	Ohio St.	69 100									139	N	Kent St.	55 70	
24	N	DePaul	67 81									141	H	Southern Ill.	56 68	
												142	A	Cincinnati	53 64	
												156	A	Wichita St.	61 69	
												156	H	Wichita St.	64 77	
												168	A	Tulsa	69 48	
												192	A	Louisiana Tech	40 65	
												200	H	Illinois	47 63	
												218	H	East Carolina	72 36	
												245	H	Grambling	57 48	
												308	H	Jackson St.	64 53	
												336	H	Tennessee St.	79 75	

LAST 12 Division I GAMES:																
47	A	UCF	41 61	156	A	Wichita St.	61 69									
156	H	Wichita St.	64 77	218	H	East Carolina	72 36									
1	H	UConn	36 93	1	A	UConn	49 97									
142	A	Cincinnati	53 64	245	H	Grambling	57 48									
27	H	South Fla.	62 81	308	H	Jackson St.	64 53									
168	A	Tulsa	69 48	123	A	Vanderbilt	71 60									

Non-Div I Games:

Memphis

Average RPI Win: 211

Average RPI Loss: 33

WON-LOST
RECORDWINNING
PCT. RANKLAST 10
GAMESSTRENGTH OF
SCHEDULEOPP. STRENGTH
OF SCHEDULETEAM
RPIADJ.
RPICONF.
RPIADJ CONF.
RPIDIV. I ONLY
DIV. I NON-CONF.22- 2
13- 25
2010- 0
3- 0223
212171
19158
6558
6517
1617
16

TOTALS

RPI 1-25

RPI 26-50

W-L RECORDS

RPI 51-100

RPI 101-999

RPI 201+

22- 2

0- 1

1- 1

OVERALL

2- 0

19- 0

11- 0

10- 1

0- 1

0- 0

HOME

0- 0

10- 0

7- 0

11- 0

0- 0

1- 0

AWAY

2- 0

8- 0

3- 0

1- 1

0- 0

0- 1

NEUTRAL

0- 0

1- 0

1- 0

13- 2

0- 1

1- 1

NON-CONFERENCE

1- 0

11- 0

7- 0

6- 1

0- 1

0- 0

HOME

0- 0

6- 0

4- 0

6- 0

0- 0

1- 0

AWAY

1- 0

4- 0

2- 0

1- 1

0- 0

0- 1

NEUTRAL

0- 0

1- 0

1- 0

9- 0

0- 0

0- 0

CONFERENCE

1- 0

8- 0

4- 0

4- 0

0- 0

0- 0

HOME

0- 0

4- 0

3- 0

5- 0

0- 0

0- 0

AWAY

1- 0

4- 0

1- 0

0- 0

0- 0

0- 0

NEUTRAL

0- 0

0- 0

0- 0

RPI 1-25

RPI 26-50

RPI 51-100

Team's RPI: 58

RPI 101+

RPI S Opponent Score
20 H Georgia 54 72RPI S Opponent Score
46 N Western Ky. 62 67
47 A UCF 73 64RPI S Opponent Score
91 A North Carolina 97 86
92 A Chattanooga 71 50RPI S Opponent Score
111 H George Washington 61 44
144 A ETSU 85 65
153 H Davidson 69 54
166 A Samford 73 59
176 A Charlotte 90 74
180 A Fla. Atlantic 66 55
188 A Furman 86 64
188 H Furman 65 53
231 H UNCG 80 57
241 H Howard 70 44
242 A Campbell 58 57
246 A UNC Asheville 67 56
271 A Wofford 71 46
271 H Wofford 80 39
299 N VCU 70 54
320 H Ga. Southern 72 45
323 H South Carolina St. 74 53
326 H Western Caro. 72 50
339 H Winthrop 93 45

LAST 12 Division I GAMES:

271 H Wofford 80 39
188 H Furman 65 53
92 A Chattanooga 71 50
144 A ETSU 85 65
326 H Western Caro. 72 50
231 H UNCG 80 57166 A Samford 73 59
188 A Furman 86 64
271 A Wofford 71 46
176 A Charlotte 90 74
91 A North Carolina 97 86
241 H Howard 70 44M
e
r
c
e
rM
e
r
c
e
r

Non-Div I Games:

Mercer

Loss, Non-Conf, S Site, H Home A Away N Neutral

Average RPI	Win:	155	WON-LOST	WINNING	LAST 10	STRENGTH OF	OPP. STRENGTH	TEAM	ADJ.	CONF.	ADJ CONF.
Average RPI	Loss:	46	RECORD	PCT. RANK	GAMES	SCHEDULE	OF SCHEDULE	RPI	RPI	RPI	RPI
DIV. I ONLY		16- 7		69	6- 4	48	34	50	50	1	1
DIV. I NON-CONF.		10- 3		51	2- 0	180	97	95	95	1	1

TOTALS	RPI 1-25		RPI 26-50		W-L RECORDS	RPI 51-100		RPI 101-999		RPI 201+	
16- 7	1- 4		1- 0		OVERALL	4- 1		10- 2		5- 0	
10- 4	1- 2		1- 0		HOME	2- 1		6- 1		4- 0	
4- 3	0- 2		0- 0		AWAY	2- 0		2- 1		0- 0	
2- 0	0- 0		0- 0		NEUTRAL	0- 0		2- 0		1- 0	
10- 3	0- 1		0- 0		NON-CONFERENCE	2- 1		8- 1		5- 0	
8- 2	0- 1		0- 0		HOME	2- 1		6- 0		4- 0	
0- 1	0- 0		0- 0		AWAY	0- 0		0- 1		0- 0	
2- 0	0- 0		0- 0		NEUTRAL	0- 0		2- 0		1- 0	
6- 4	1- 3		1- 0		CONFERENCE	2- 0		2- 1		0- 0	
2- 2	1- 1		1- 0		HOME	0- 0		0- 1		0- 0	
4- 2	0- 2		0- 0		AWAY	2- 0		2- 0		0- 0	
0- 0	0- 0		0- 0		NEUTRAL	0- 0		0- 0		0- 0	

RPI	S	Opponent	Score	RPI	S	Opponent	Score	Team's RPI: 50	RPI	S	Opponent	Score	RPI	S	Opponent	Score
2	A	Notre Dame	76 83	38	H	Syracuse	72 67		59	H	St. John's (NY)	64 74	102	H	Wake Forest	50 61
4	H	Louisville	74 84						60	H	Michigan St.	67 57	106	H	Kentucky	65 54
6	A	Florida St.	67 105						63	A	Virginia Tech	82 78	130	H	Bethune-Cookman	85 39
18	H	Maryland	71 79						77	H	Maine	80 70	132	A	Colorado	61 67
19	H	Duke	51 48						91	A	North Carolina	92 72	141	N	Southern Ill.	75 65
													149	A	Clemson	72 60
													196	A	Boston College	65 43
													223	H	New Orleans	76 46
													285	N	Sacramento St.	82 56
													287	H	Vermont	73 49
													292	H	FIU	77 69
													317	H	Alabama St.	79 31

LAST 12 Division I GAMES:																
91	A	North Carolina	92 72	6	A	Florida St.	67 105		102	H	Wake Forest	50 61				
63	A	Virginia Tech	82 78	2	A	Notre Dame	76 83		19	H	Duke	51 48				
4	H	Louisville	74 84	130	H	Bethune-Cookman	85 39		141	N	Southern Ill.	75 65				
196	A	Boston College	65 43													
38	H	Syracuse	72 67													
149	A	Clemson	72 60													

Non-Div I Games:

Miami (FL)

Average RPI Win:	205	WON-LOST	WINNING	LAST 10	STRENGTH OF	OPP. STRENGTH	TEAM	ADJ.	CONF.	ADJ CONF.
Average RPI Loss:	93	RECORD	PCT. RANK	GAMES	SCHEDULE	OF SCHEDULE	RPI	RPI	RPI	RPI
DIV. I ONLY	14- 8	96	5- 5	144	152	95	95	7	7	
DIV. I NON-CONF.	8- 3	65	1- 0	248	316	96	96	8	8	

TOTALS	RPI 1-25	RPI 26-50	W-L RECORDS	RPI 51-100	RPI 101-999	RPI 201+				
14- 8	0- 1	0- 3	OVERALL	2- 0	12- 4	7- 1				
8- 2	0- 0	0- 1	HOME	1- 0	7- 1	5- 1				
5- 6	0- 1	0- 2	AWAY	1- 0	4- 3	2- 0				
1- 0	0- 0	0- 0	NEUTRAL	0- 0	1- 0	0- 0				
8- 3	0- 0	0- 1	NON-CONFERENCE	1- 0	7- 2	5- 0				
5- 0	0- 0	0- 0	HOME	0- 0	5- 0	4- 0				
2- 3	0- 0	0- 1	AWAY	1- 0	1- 2	1- 0				
1- 0	0- 0	0- 0	NEUTRAL	0- 0	1- 0	0- 0				
6- 5	0- 1	0- 2	CONFERENCE	1- 0	5- 2	2- 1				
3- 2	0- 0	0- 1	HOME	1- 0	2- 1	1- 1				
3- 3	0- 1	0- 1	AWAY	0- 0	3- 1	1- 0				
0- 0	0- 0	0- 0	NEUTRAL	0- 0	0- 0	0- 0				

RPI 1-25				RPI 26-50				RPI 51-100				RPI 101+			
RPI	S	Opponent	Score	RPI	S	Opponent	Score	RPI	S	Opponent	Score	RPI	S	Opponent	Score
22	A	Buffalo	67 72	29	H	Central Mich.	66 84	64	A	IUPUI	96 83	109	A	Western Mich.	70 81
				35	A	Purdue	66 75	76	H	Ohio	64 55	135	A	Northern Ill.	77 62
				40	A	Ball St.	61 86					135	H	Northern Ill.	67 65
												142	A	Cincinnati	62 73
												159	A	Loyola Marymount	71 84
												173	H	Jacksonville St.	58 55
												181	A	Bowling Green	66 62
												197	N	Denver	69 52
												209	A	Eastern Mich.	73 69
												209	H	Eastern Mich.	59 74
												217	H	Akron	75 67
												255	A	Indiana St.	68 56
												289	H	Valparaiso	77 68
												293	H	Cani sus	72 47
												309	H	Detroit Mercy	91 64
												343	H	Florida A&M	73 33

LAST 12 Division I GAMES:															
181	A	Bowling Green	66 62	209	H	Eastern Mich.	59 74								
135	A	Northern Ill.	77 62	22	A	Buffalo	67 72								
76	H	Ohio	64 55	29	H	Central Mich.	66 84								
209	A	Eastern Mich.	73 69	40	A	Ball St.	61 86								
109	A	Western Mich.	70 81	135	H	Northern Ill.	67 65								
217	H	Akron	75 67	343	H	Florida A&M	73 33								

Non-Div I Games:

Average RPI Win:	173	WON-LOST	WINNING	LAST 10	STRENGTH OF	OPP. STRENGTH	TEAM	ADJ.	CONF.	ADJ CONF.
Average RPI Loss:	33	RECORD	PCT. RANK	GAMES	SCHEDULE	OF SCHEDULE	RPI	RPI	RPI	RPI
DIV. I ONLY	14- 10	123	3- 7	38	30	60	60	3	3	
DIV. I NON-CONF.	10- 3	51	1- 0	95	63	39	39	4	4	

TOTALS	RPI 1-25	RPI 26-50	W-L RECORDS	RPI 51-100	RPI 101-999	RPI 201+				
14- 10	1- 5	1- 2	OVERALL	2- 3	10- 0	5- 0				
7- 3	0- 2	0- 0	HOME	1- 1	6- 0	3- 0				
5- 6	1- 2	0- 2	AWAY	1- 2	3- 0	1- 0				
2- 1	0- 1	1- 0	NEUTRAL	0- 0	1- 0	1- 0				
10- 3	0- 2	1- 1	NON-CONFERENCE	1- 0	8- 0	5- 0				
6- 0	0- 0	0- 0	HOME	1- 0	5- 0	3- 0				
2- 2	0- 1	0- 1	AWAY	0- 0	2- 0	1- 0				
2- 1	0- 1	1- 0	NEUTRAL	0- 0	1- 0	1- 0				
4- 7	1- 3	0- 1	CONFERENCE	1- 3	2- 0	0- 0				
1- 3	0- 2	0- 0	HOME	0- 1	1- 0	0- 0				
3- 4	1- 1	0- 1	AWAY	1- 2	1- 0	0- 0				
0- 0	0- 0	0- 0	NEUTRAL	0- 0	0- 0	0- 0				

RPI 1-25				RPI 26-50				RPI 51-100				RPI 101+			
RPI	S	Opponent	Score	RPI	S	Opponent	Score	RPI	S	Opponent	Score	RPI	S	Opponent	Score
1	N	UConn	62 96	27	N	South Fla.	83 73	52	A	Minnesota	77 83	109	H	Western Mi ch.	65 62
2	A	Notre Dame	59 90	34	A	Michigan	48 74	62	H	Quinnipiac	74 55	144	A	ETSU	83 74
5	A	Ohio St.	62 78	50	A	Miami (FL)	57 67	70	A	Indiana	68 46	148	H	Robert Morris	100 58
14	H	Rutgers	58 61					70	H	Indiana	65 69	191	H	Northwestern	81 51
18	A	Maryland	82 68					81	A	Penn St.	59 74	200	A	Illinois	67 55
23	H	Iowa	68 71									204	H	Oakland	95 63
												260	H	Col. of Charleston	107 43
												309	A	Detroit Mercy	97 60
												332	H	Rhode Island	82 38
												341	N	Mississippi Val.	83 64

Team's RPI: 60															
LAST 12 Division I GAMES:															
81	A	Penn St.	59 74	18	A	Maryland	82 68	52	A	Minnesota	77 83	191	H	Northwestern	81 51
23	H	Iowa	68 71	50	A	Miami (FL)	57 67	70	A	Indiana	65 69	14	H	Rutgers	58 61
5	A	Ohio St.	62 78					70	A	Indiana	68 46	70	A	Indiana	68 46
34	A	Michigan	48 74					81	N	Mississippi Val.	83 64				
70	H	Indiana	65 69												
200	A	Illinois	67 55												

Non-Div I Games:

Michigan St.

Average RPI Win:	234	WON-LOST	WINNING	LAST 10	STRENGTH OF	OPP. STRENGTH	TEAM	ADJ.	CONF.	ADJ CONF.
Average RPI Loss:	91	RECORD	PCT. RANK	GAMES	SCHEDULE	OF SCHEDULE	RPI	RPI	RPI	RPI
DIV. I ONLY	13- 9	120	6- 4	179	129	131	131	18	18	
DIV. I NON-CONF.	8- 5	111	2- 1	241	64	118	118	19	19	

TOTALS	RPI 1-25	RPI 26-50	W-L RECORDS	RPI 51-100	RPI 101-999	RPI 201+				
13- 9	0- 1	0- 1	OVERALL	0- 4	13- 3	8- 0				
7- 3	0- 0	0- 0	HOME	0- 1	7- 2	4- 0				
5- 5	0- 1	0- 1	AWAY	0- 2	5- 1	3- 0				
1- 1	0- 0	0- 0	NEUTRAL	0- 1	1- 0	1- 0				
8- 5	0- 1	0- 0	NON-CONFERENCE	0- 3	8- 1	5- 0				
5- 0	0- 0	0- 0	HOME	0- 0	5- 0	3- 0				
2- 4	0- 1	0- 0	AWAY	0- 2	2- 1	1- 0				
1- 1	0- 0	0- 0	NEUTRAL	0- 1	1- 0	1- 0				
5- 4	0- 0	0- 1	CONFERENCE	0- 1	5- 2	3- 0				
2- 3	0- 0	0- 0	HOME	0- 1	2- 2	1- 0				
3- 1	0- 0	0- 1	AWAY	0- 0	3- 0	2- 0				
0- 0	0- 0	0- 0	NEUTRAL	0- 0	0- 0	0- 0				

RPI 1-25				RPI 26-50				RPI 51-100				RPI 101+				Team's RPI: 131
RPI	S	Opponent	Score	RPI	S	Opponent	Score	RPI	S	Opponent	Score	RPI	S	Opponent	Score	
4	A	Louisville	26 80	46	A	Western Ky.	43 57	51	N	Southern California	57 72	106	H	Kentucky	62 57	
								65	A	Georgia Tech	45 48	121	A	Ole Miss	56 65	
								74	H	UAB	51 59	122	A	UTEP	54 45	
								98	A	Tulane	44 62	123	A	Vanderbilt	65 54	
												164	H	Southern Miss.	53 61	
												176	H	Charlotte	64 45	
												192	H	Louisiana Tech	49 66	
												194	H	Troy	73 57	
												246	A	UNC Asheville	72 57	
												251	H	North Texas	56 48	
												261	H	Lipscomb	72 48	
												293	N	Canisius	55 45	
												303	H	Coppin St.	69 39	
												304	A	UTSA	62 47	
												329	H	Tennessee Tech	58 44	
												331	A	Marshall	73 57	

LAST 12 Division I GAMES:																
192	H	Louisiana Tech	49 66	304	A	UTSA	62 47									
176	H	Charlotte	64 45	74	H	UAB	51 59									
331	A	Marshall	73 57	46	A	Western Ky.	43 57									
164	H	Southern Miss.	53 61	106	H	Kentucky	62 57									
251	H	North Texas	56 48	293	N	Canisius	55 45									
122	A	UTEP	54 45	51	N	Southern California	57 72									

Non-Div I Games:

Middle Tenn.

Average RPI	Win:	234	WON-LOST	WINNING	LAST 10	STRENGTH OF	OPP. STRENGTH	TEAM	ADJ.	CONF.	ADJ CONF.
Average RPI	Loss:	81	RECORD	PCT. RANK	GAMES	SCHEDULE	OF SCHEDULE	RPI	RPI	RPI	RPI
DIV. I ONLY		17- 7	62	7- 3	264	145	115	115	11	11	
DIV. I NON-CONF.		9- 3	61	0- 0	284	159	112	112	13	13	

TOTALS	RPI 1-25		RPI 26-50		W-L RECORDS	RPI 51-100		RPI 101-999		RPI 201+	
17- 7	0- 1		0- 2		OVERALL	1- 3		16- 1		11- 1	
7- 3	0- 0		0- 1		HOME	1- 1		6- 1		5- 1	
9- 3	0- 1		0- 0		AWAY	0- 2		9- 0		6- 0	
1- 1	0- 0		0- 1		NEUTRAL	0- 0		1- 0		0- 0	
9- 3	0- 0		0- 2		NON-CONFERENCE	0- 1		9- 0		5- 0	
3- 1	0- 0		0- 1		HOME	0- 0		3- 0		3- 0	
5- 1	0- 0		0- 0		AWAY	0- 1		5- 0		2- 0	
1- 1	0- 0		0- 1		NEUTRAL	0- 0		1- 0		0- 0	
8- 4	0- 1		0- 0		CONFERENCE	1- 2		7- 1		6- 1	
4- 2	0- 0		0- 0		HOME	1- 1		3- 1		2- 1	
4- 2	0- 1		0- 0		AWAY	0- 1		4- 0		4- 0	
0- 0	0- 0		0- 0		NEUTRAL	0- 0		0- 0		0- 0	

RPI	S	Opponent	Score	RPI	S	Opponent	Score	RPI	S	Opponent	Score	RPI	S	Opponent	Score
13	A	Green Bay	29 52	31	H	Marquette	68 83	64	H	IUPUI	68 70	105	A	Western Ill.	77 67
				44	N	Houston	59 74	86	A	Drake	73 77	124	H	Cleveland St.	79 72
								93	A	Wright St.	51 56	184	N	CSUN	58 50
								93	H	Wright St.	59 53	186	A	Wisconsin	67 64
												191	A	Northwestern	66 57
												204	A	Oakland	74 62
												225	H	Youngstown St.	62 61
												238	A	Northern Ky.	52 49
												238	H	Northern Ky.	57 60
												266	H	Illinois St.	61 59
												267	H	North Dakota St.	74 38
												295	H	Loyola Chicago	63 41
												309	A	Detroit Mercy	70 61
												314	A	Ill.-Chicago	76 53
												314	H	Ill.-Chicago	59 44
												318	A	Fort Wayne	60 48
												345	A	Chicago St.	84 59

Team's RPI: 115															
LAST 12 Division I GAMES:															
				238	H	Northern Ky.	57 60	314	A	Ill.-Chicago	76 53				
				93	H	Wright St.	59 53	225	H	Youngstown St.	62 61				
				314	H	Ill.-Chicago	59 44	124	H	Cleveland St.	79 72				
				64	H	IUPUI	68 70	13	A	Green Bay	29 52				
				309	A	Detroit Mercy	70 61	93	A	Wright St.	51 56				
				204	A	Oakland	74 62	238	A	Northern Ky.	52 49				

Non-Div I Games:

Milwaukee

Average RPI Win:	169	WON-LOST	WINNING	LAST 10	STRENGTH OF	OPP. STRENGTH	TEAM	ADJ.	CONF.	ADJ CONF.
Average RPI Loss:	67	RECORD	PCT. RANK	GAMES	SCHEDULE	OF SCHEDULE	RPI	RPI	RPI	RPI
DIV. I ONLY	17- 6	53	6- 4	140	49	52	52	3	3	
DIV. I NON-CONF.	11- 2	22	2- 0	286	123	75	75	4	4	

TOTALS	RPI 1-25	RPI 26-50	W-L RECORDS	RPI 51-100	RPI 101-999	RPI 201+				
17- 6	1- 3	0- 0	OVERALL	3- 2	13- 1	5- 1				
10- 1	1- 0	0- 0	HOME	1- 1	8- 0	4- 0				
6- 5	0- 3	0- 0	AWAY	2- 1	4- 1	1- 1				
1- 0	0- 0	0- 0	NEUTRAL	0- 0	1- 0	0- 0				
11- 2	0- 0	0- 0	NON-CONFERENCE	1- 1	10- 1	5- 1				
7- 0	0- 0	0- 0	HOME	0- 0	7- 0	4- 0				
3- 2	0- 0	0- 0	AWAY	1- 1	2- 1	1- 1				
1- 0	0- 0	0- 0	NEUTRAL	0- 0	1- 0	0- 0				
6- 4	1- 3	0- 0	CONFERENCE	2- 1	3- 0	0- 0				
3- 1	1- 0	0- 0	HOME	1- 1	1- 0	0- 0				
3- 3	0- 3	0- 0	AWAY	1- 0	2- 0	0- 0				
0- 0	0- 0	0- 0	NEUTRAL	0- 0	0- 0	0- 0				

RPI	S	Opponent	Score	RPI	S	Opponent	Score	RPI	S	Opponent	Score	RPI	S	Opponent	Score
5	A	Ohio St.	75 91					56	H	Nebraska	74 79	102	N	Wake Forest	93 81
14	A	Rutgers	70 80					60	H	Michigan St.	83 77	125	A	Georgetown	73 63
23	A	Iowa	84 92					81	A	Penn St.	91 71	161	H	Cal Poly	112 68
23	H	Iowa	77 72					91	A	North Carolina	83 88	163	H	Lehigh	107 73
								100	A	UNLV	79 72	186	A	Wisconsin	71 61
												186	H	Wisconsin	90 65
												191	A	Northwestern	90 63
												196	H	Boston College	78 68
												208	H	Xavier	74 62
												209	H	Eastern Mich.	80 56
												213	A	San Diego	69 72
												244	H	UC Riverside	101 75
												299	H	VCU	108 63
												332	A	Rhode Island	82 60

Team's RPI: 52															
LAST 12 Division I GAMES:															
23	A	Iowa	84 92	60	H	Michigan St.	83 77	5	A	Ohio St.	75 91				
186	A	Wisconsin	71 61	56	H	Nebraska	74 79								
23	H	Iowa	77 72	191	A	Northwestern	90 63								
186	H	Wisconsin	90 65	244	H	UC Riverside	101 75								
14	A	Rutgers	70 80	161	H	Cal Poly	112 68								
81	A	Penn St.	91 71												

Non-Div I Games:

Minnesota

Average RPI	Win:	97	WON-LOST	WINNING	LAST 10	STRENGTH OF	OPP. STRENGTH	TEAM	ADJ.	CONF.	ADJ CONF.
Average RPI	Loss:	0	RECORD	PCT. RANK	GAMES	SCHEDULE	OF SCHEDULE	RPI	RPI	RPI	RPI
DIV. I ONLY		24- 0		1	10- 0	9	31	3	3	2	2
DIV. I NON-CONF.		14- 0		1	2- 0	36	33	3	3	2	2

TOTALS	RPI 1-25		RPI 26-50		W-L RECORDS	RPI 51-100		RPI 101-999		RPI 201+	
24- 0	7- 0		3- 0		OVERALL	5- 0		9- 0		2- 0	
13- 0	2- 0		1- 0		HOME	4- 0		6- 0		2- 0	
6- 0	4- 0		0- 0		AWAY	1- 0		1- 0		0- 0	
5- 0	1- 0		2- 0		NEUTRAL	0- 0		2- 0		0- 0	
14- 0	2- 0		3- 0		NON-CONFERENCE	3- 0		6- 0		2- 0	
8- 0	1- 0		1- 0		HOME	2- 0		4- 0		2- 0	
1- 0	0- 0		0- 0		AWAY	1- 0		0- 0		0- 0	
5- 0	1- 0		2- 0		NEUTRAL	0- 0		2- 0		0- 0	
10- 0	5- 0		0- 0		CONFERENCE	2- 0		3- 0		0- 0	
5- 0	1- 0		0- 0		HOME	2- 0		2- 0		0- 0	
5- 0	4- 0		0- 0		AWAY	0- 0		1- 0		0- 0	
0- 0	0- 0		0- 0		NEUTRAL	0- 0		0- 0		0- 0	

RPI	S	Opponent	Score	RPI	S	Opponent	Score	RPI	S	Opponent	Score	RPI	S	Opponent	Score
7	H	Oregon	90 79	28	H	Virginia	68 53	55	H	Oklahoma St.	79 76	121	A	Ole Miss	69 49
11	A	Tennessee	71 52	33	N	Arizona St.	65 57	77	H	Maine	83 43	121	H	Ole Miss	76 45
13	N	Green Bay	67 46	38	N	Syracuse	76 65	87	H	Arkansas	111 69	126	H	Little Rock	86 48
16	A	Missouri	57 53					99	H	Alabama	75 61	151	N	Louisiana	94 37
20	A	Georgia	86 62					100	A	UNLV	103 63	164	H	Southern Miss.	91 56
21	H	South Carolina	67 53									172	H	Florida	90 53
25	A	LSU	83 70									189	N	Columbia	90 54
												316	H	Georgia St.	106 50
												341	H	Mississippi Val.	112 36

LAST 12 Division I GAMES:															
21	H	South Carolina	67 53	121	H	Ole Miss	76 45	25	A	LSU	83 70	87	H	Arkansas	111 69
16	A	Missouri	57 53	20	A	Georgia	86 62	341	H	Mississippi Val.	112 36	38	N	Syracuse	76 65
121	A	Ole Miss	69 49												
172	H	Florida	90 53												
11	A	Tennessee	71 52												
99	H	Alabama	75 61												

Non-Div I Games:

Mi ssi ssi ppi St.

Average RPI Win:	308	WON-LOST	WINNING	LAST 10	STRENGTH OF	OPP. STRENGTH	TEAM	ADJ.	CONF.	ADJ CONF.
Average RPI Loss:	207	RECORD	PCT. RANK	GAMES	SCHEDULE	OF SCHEDULE	RPI	RPI	RPI	RPI
DIV. I ONLY	1- 22	347	1- 9	259	326	341	341	32	32	
DIV. I NON-CONF.	0- 12	337	0- 1	78	175	297	297	32	32	

TOTALS	RPI 1-25	RPI 26-50	W-L RECORDS	RPI 51-100	RPI 101-999	RPI 201+				
1- 22	0- 1	0- 2	OVERALL	0- 3	1- 16	1- 13				
1- 7	0- 0	0- 0	HOME	0- 0	1- 7	1- 6				
0- 10	0- 0	0- 0	AWAY	0- 0	0- 0	0- 0				
0- 5	0- 0	0- 1	NEUTRAL	0- 2	0- 2	0- 2				
0- 12	0- 1	0- 2	NON-CONFERENCE	0- 3	0- 6	0- 4				
0- 1	0- 0	0- 0	HOME	0- 0	0- 1	0- 1				
0- 6	0- 1	0- 1	AWAY	0- 1	0- 3	0- 1				
0- 5	0- 0	0- 1	NEUTRAL	0- 2	0- 2	0- 2				
1- 10	0- 0	0- 0	CONFERENCE	0- 0	1- 10	1- 9				
1- 6	0- 0	0- 0	HOME	0- 0	1- 6	1- 5				
0- 4	0- 0	0- 0	AWAY	0- 0	0- 4	0- 4				
0- 0	0- 0	0- 0	NEUTRAL	0- 0	0- 0	0- 0				

RPI 1-25				RPI 26-50				RPI 51-100				RPI 101+ Team's RPI: 341			
RPI	S	Opponent	Score	RPI	S	Opponent	Score	RPI	S	Opponent	Score	RPI	S	Opponent	Score
3	A	Mi ssi ssi ppi St.	36 112	43	N	Dayton	46 65	60	N	Mi chi gan St.	64 83	132	A	Col orado	48 85
				46	A	Western Ky.	48 87	74	A	UAB	72 87	164	A	Southern Mi ss.	69 84
								86	N	Drake	60 96	167	H	Southern U.	54 70
												245	H	Grambl ing	62 64
												247	A	Texas Southern	39 55
												257	H	Ni chol l s St.	57 62
												262	A	Prai ri e Vi ew	73 78
												279	H	Al corn	70 76
												291	N	Massachusetts	46 85
												304	N	UTSA	55 68
												305	A	Al abama A&M	48 65
												305	H	Al abama A&M	49 57
												306	A	Murray St.	63 64
												308	H	Jackson St.	72 61
												317	A	Al abama St.	41 76
												317	H	Al abama St.	62 70
												337	H	Ark. -Pi ne Bl uff	59 64

LAST 12 Di vi si on I GAMES:															
305	H	Al abama A&M	49 57	167	H	Southern U.	54 70								
317	H	Al abama St.	62 70	279	H	Al corn	70 76								
245	H	Grambl ing	62 64	305	A	Al abama A&M	48 65								
308	H	Jackson St.	72 61	317	A	Al abama St.	41 76								
262	A	Prai ri e Vi ew	73 78	337	H	Ark. -Pi ne Bl uff	59 64								
247	A	Texas Southern	39 55	3	A	Mi ssi ssi ppi St.	36 112								

Non-Di v I Games:

Average RPI Win:	125	WON-LOST	WINNING	LAST 10	STRENGTH OF	OPP. STRENGTH	TEAM	ADJ.	CONF.	ADJ CONF.
Average RPI Loss:	23	RECORD	PCT. RANK	GAMES	SCHEDULE	OF SCHEDULE	RPI	RPI	RPI	RPI
DIV. I ONLY	18- 5	33	6- 4	25	22	16	16	2	2	
DIV. I NON-CONF.	12- 1	6	2- 0	84	37	13	13	2	2	

TOTALS	RPI 1-25	RPI 26-50	W-L RECORDS	RPI 51-100	RPI 101-999	RPI 201+				
18- 5	1- 4	1- 1	OVERALL	7- 0	9- 0	3- 0				
9- 2	1- 2	0- 0	HOME	4- 0	4- 0	1- 0				
5- 2	0- 2	1- 0	AWAY	1- 0	3- 0	0- 0				
4- 1	0- 0	0- 1	NEUTRAL	2- 0	2- 0	2- 0				
12- 1	0- 0	1- 1	NON-CONFERENCE	5- 0	6- 0	3- 0				
6- 0	0- 0	0- 0	HOME	3- 0	3- 0	1- 0				
2- 0	0- 0	1- 0	AWAY	0- 0	1- 0	0- 0				
4- 1	0- 0	0- 1	NEUTRAL	2- 0	2- 0	2- 0				
6- 4	1- 4	0- 0	CONFERENCE	2- 0	3- 0	0- 0				
3- 2	1- 2	0- 0	HOME	1- 0	1- 0	0- 0				
3- 2	0- 2	0- 0	AWAY	1- 0	2- 0	0- 0				
0- 0	0- 0	0- 0	NEUTRAL	0- 0	0- 0	0- 0				

RPI 1-25	Team's RPI: 16	RPI 26-50	RPI 51-100	RPI 101+
RPI S Opponent Score	RPI S Opponent Score	RPI S Opponent Score	RPI S Opponent Score	RPI S Opponent Score
3 H Mississippi St. 53 57	37 A California 55 52	62 N Quinnipiac 66 51	116 A Missouri St. 69 59	
20 A Georgia 50 62	46 N Western Ky. 76 79	70 N Indiana 75 55	121 A Ole Miss 67 48	
21 A South Carolina 54 64		87 H Arkansas 88 54	123 A Vanderbilt 81 70	
21 H South Carolina 83 74		88 H Saint Louis 70 58	133 H SIUE 78 48	
25 H LSU 65 69		89 H Kansas St. 73 59	172 H Florida 66 64	
		93 H Wright St. 82 80	200 H Illinois 72 55	
		99 A Alabama 62 56	208 N Xavier 74 48	
			223 H New Orleans 81 45	
			303 N Coppin St. 73 50	
LAST 12 Division I GAMES:				
172 H Florida 66 64	123 A Vanderbilt 81 70			
3 H Mississippi St. 53 57	21 H South Carolina 83 74			
21 A South Carolina 54 64	25 H LSU 65 69			
20 A Georgia 50 62	99 A Alabama 62 56			
87 H Arkansas 88 54	200 H Illinois 72 55			
121 A Ole Miss 67 48	208 N Xavier 74 48			

Non-Div I Games:

Missouri

Average RPI Win:	233	WON-LOST	WINNING	LAST 10	STRENGTH OF	OPP. STRENGTH	TEAM	ADJ.	CONF.	ADJ CONF.
Average RPI Loss:	85	RECORD	PCT. RANK	GAMES	SCHEDULE	OF SCHEDULE	RPI	RPI	RPI	RPI
DIV. I ONLY	11- 10	160	7- 3	114	168	116	116	24	24	
DIV. I NON-CONF.	3- 7	254	0- 1	17	68	160	160	22	22	

TOTALS	RPI 1-25	RPI 26-50	W-L RECORDS	RPI 51-100	RPI 101-999	RPI 201+				
11- 10	0- 2	0- 1	OVERALL	0- 4	11- 3	7- 0				
6- 2	0- 1	0- 0	HOME	0- 1	6- 0	3- 0				
5- 6	0- 0	0- 1	AWAY	0- 2	5- 3	4- 0				
0- 2	0- 1	0- 0	NEUTRAL	0- 1	0- 0	0- 0				
3- 7	0- 2	0- 1	NON-CONFERENCE	0- 2	3- 2	1- 0				
3- 1	0- 1	0- 0	HOME	0- 0	3- 0	1- 0				
0- 4	0- 0	0- 1	AWAY	0- 1	0- 2	0- 0				
0- 2	0- 1	0- 0	NEUTRAL	0- 1	0- 0	0- 0				
8- 3	0- 0	0- 0	CONFERENCE	0- 2	8- 1	6- 0				
3- 1	0- 0	0- 0	HOME	0- 1	3- 0	2- 0				
5- 2	0- 0	0- 0	AWAY	0- 1	5- 1	4- 0				
0- 0	0- 0	0- 0	NEUTRAL	0- 0	0- 0	0- 0				

RPI 1-25				RPI 26-50				RPI 51-100				RPI 101+ Team's RPI: 116			
RPI	S	Opponent	Score	RPI	S	Opponent	Score	RPI	S	Opponent	Score	RPI	S	Opponent	Score
9	N	Bayl or	58 100	40	A	Bal l St.	58 70	86	A	Drake	65 84	126	A	Little Rock	51 63
16	H	Missouri	59 69					86	H	Drake	68 80	141	A	Southern Ill.	69 71
								90	N	Penn	60 65	154	A	UNI	57 52
								99	A	Al abama	61 65	154	H	UNI	62 52
												156	A	Wi chi ta St.	58 72
												156	H	Wi chi ta St.	94 71
												191	H	Northwestern	90 59
												205	H	Oral Roberts	76 66
												248	A	Bradley	71 65
												255	A	Indiana St.	77 63
												266	A	Illinois St.	56 50
												289	H	Valparaiso	83 60
												295	H	Loyola Chicago	75 36
												348	A	Evansville	95 65

LAST 12 Division I GAMES:															
				86	A	Drake	65 84	266	A	Illinois St.	56 50				
				154	A	UNI	57 52	154	H	UNI	62 52				
				141	A	Southern Ill.	69 71	86	H	Drake	68 80				
				295	H	Loyola Chicago	75 36	348	A	Evansville	95 65				
				289	H	Valparaiso	83 60	255	A	Indiana St.	77 63				
				248	A	Bradley	71 65	99	A	Al abama	61 65				

Non-Div I Games: Central Mo. 62 36

Missouri St.

**M
o
n
m
o
u
t
h**

Monmouth

Monmouth

Average RPI Win:	252	WON-LOST	WINNING	LAST 10	STRENGTH OF	OPP. STRENGTH	TEAM	ADJ.	CONF.	ADJ CONF.
Average RPI Loss:	115	RECORD	PCT. RANK	GAMES	SCHEDULE	OF SCHEDULE	RPI	RPI	RPI	RPI
DIV. I ONLY	11- 10	160	7- 3	284	114	226	226	19	19	
DIV. I NON-CONF.	3- 7	254	0- 0	156	190	275	275	15	15	
TOTALS	RPI 1-25	RPI 26-50	W-L RECORDS	RPI 51-100	RPI 101-999	RPI 201+				
11- 10	0- 0	0- 4	OVERALL	0- 1	11- 5	7- 3				
8- 4	0- 0	0- 2	HOME	0- 0	8- 2	5- 1				
3- 4	0- 0	0- 1	AWAY	0- 1	3- 2	2- 1				
0- 2	0- 0	0- 1	NEUTRAL	0- 0	0- 1	0- 1				
3- 7	0- 0	0- 2	NON-CONFERENCE	0- 1	3- 4	2- 2				
3- 3	0- 0	0- 1	HOME	0- 0	3- 2	2- 1				
0- 2	0- 0	0- 0	AWAY	0- 1	0- 1	0- 0				
0- 2	0- 0	0- 1	NEUTRAL	0- 0	0- 1	0- 1				
8- 3	0- 0	0- 2	CONFERENCE	0- 0	8- 1	5- 1				
5- 1	0- 0	0- 1	HOME	0- 0	5- 0	3- 0				
3- 2	0- 0	0- 1	AWAY	0- 0	3- 1	2- 1				
0- 0	0- 0	0- 0	NEUTRAL	0- 0	0- 0	0- 0				

RPI S Opponent Score	RPI S Opponent Score	RPI S Opponent Score	RPI S Opponent Score
31 N Marquette 68 87	78 A Wyoming 62 67	106 H Kentucky 54 71	
32 A Northern Colo. 50 68		127 H SFA 60 52	
32 H Northern Colo. 58 64		147 A Fresno St. 58 61	
42 H Gonzaga 55 70		155 H Portland St. 69 53	
		158 A North Dakota 54 43	
		158 H North Dakota 53 51	
		206 H Seattle U 64 78	
		222 A Montana St. 64 81	
		255 N Indiana St. 45 57	
		285 H Sacramento St. 68 59	
		298 H Cal St. Fullerton 68 47	
		302 A Southern Utah 74 65	
		302 H Southern Utah 81 71	
		324 A Northern Ariz. 69 52	
		324 H Northern Ariz. 70 62	
		335 H Long Beach St. 67 60	
LAST 12 Division I GAMES:			
158 H North Dakota 53 51	285 H Sacramento St. 68 59		
32 H Northern Colo. 58 64	32 A Northern Colo. 50 68		
324 A Northern Ariz. 69 52	158 A North Dakota 54 43		
302 A Southern Utah 74 65	302 H Southern Utah 81 71		
222 A Montana St. 64 81	324 H Northern Ariz. 70 62		
155 H Portland St. 69 53	206 H Seattle U 64 78		

Non-Div I Games: Rocky Mountain 54 38

Montana

Average RPI Win:	250	WON-LOST	WINNING	LAST 10	STRENGTH OF	OPP. STRENGTH	TEAM	ADJ.	CONF.	ADJ CONF.
Average RPI Loss:	136	RECORD	PCT. RANK	GAMES	SCHEDULE	OF SCHEDULE	RPI	RPI	RPI	RPI
DIV. I ONLY	11- 9	144	6- 4	324	111	222	222	19	19	
DIV. I NON-CONF.	4- 5	202	0- 1	253	206	205	205	15	15	

TOTALS	RPI 1-25	RPI 26-50	W-L RECORDS	RPI 51-100	RPI 101-999	RPI 201+				
11- 9	0- 0	0- 2	OVERALL	1- 1	10- 6	8- 2				
7- 2	0- 0	0- 1	HOME	1- 0	6- 1	4- 0				
3- 6	0- 0	0- 1	AWAY	0- 1	3- 4	3- 2				
1- 1	0- 0	0- 0	NEUTRAL	0- 0	1- 1	1- 0				
4- 5	0- 0	0- 0	NON-CONFERENCE	1- 1	3- 4	2- 2				
2- 0	0- 0	0- 0	HOME	1- 0	1- 0	0- 0				
1- 4	0- 0	0- 0	AWAY	0- 1	1- 3	1- 2				
1- 1	0- 0	0- 0	NEUTRAL	0- 0	1- 1	1- 0				
7- 4	0- 0	0- 2	CONFERENCE	0- 0	7- 2	6- 0				
5- 2	0- 0	0- 1	HOME	0- 0	5- 1	4- 0				
2- 2	0- 0	0- 1	AWAY	0- 0	2- 1	2- 0				
0- 0	0- 0	0- 0	NEUTRAL	0- 0	0- 0	0- 0				

RPI S Opponent	Score	RPI S Opponent	Score	RPI S Opponent	Score	RPI S Opponent	Score
32 A Northern Colo.	69 82	32 H Northern Colo.	63 78	51 A Southern California	47 98	119 A BYU	54 75
32 H Northern Colo.	63 78			78 H Wyoming	50 46	127 H SFA	59 54
						155 H Portland St.	60 69
						158 A North Dakota	70 79
						158 H North Dakota	72 56
						190 N Nevada	53 67
						226 H Montana	81 64
						233 A Omaha	53 64
						254 A Hawaii	75 81
						285 H Sacramento St.	85 50
						290 N Utah St.	64 52
						302 A Southern Utah	63 57
						302 H Southern Utah	91 71
						324 A Northern Ari z.	78 56
						324 H Northern Ari z.	81 39
						335 A Long Beach St.	62 51

Team's RPI: 222							
LAST 12 Division I GAMES:							
32 H Northern Colo.	63 78	155 H Portland St.	60 69				
158 H North Dakota	72 56	158 A North Dakota	70 79				
302 A Southern Utah	63 57	32 A Northern Colo.	69 82				
324 A Northern Ari z.	78 56	324 H Northern Ari z.	81 39				
226 H Montana	81 64	302 H Southern Utah	91 71				
285 H Sacramento St.	85 50	119 A BYU	54 75				

Non-Div I Games: Montana St. Billings 67 47 Providence (MT) 66 31

Montana St.

Average RPI Win:	284	WON-LOST	WINNING	LAST 10	STRENGTH OF	OPP. STRENGTH	TEAM	ADJ.	CONF.	ADJ CONF.
Average RPI Loss:	146	RECORD	PCT. RANK	GAMES	SCHEDULE	OF SCHEDULE	RPI	RPI	RPI	RPI
DIV. I ONLY	15- 8	82	7- 3	335	292	215	215	26	26	
DIV. I NON-CONF.	7- 4	102	0- 0	337	294	228	228	27	27	

TOTALS	RPI 1-25	RPI 26-50	W-L RECORDS	RPI 51-100	RPI 101-999	RPI 201+				
15- 8	0- 0	0- 0	OVERALL	0- 2	15- 6	14- 2				
5- 5	0- 0	0- 0	HOME	0- 1	5- 4	4- 2				
10- 3	0- 0	0- 0	AWAY	0- 0	10- 0	10- 0				
0- 0	0- 0	0- 0	NEUTRAL	0- 0	0- 0	0- 0				
7- 4	0- 0	0- 0	NON-CONFERENCE	0- 1	7- 3	6- 2				
2- 2	0- 0	0- 0	HOME	0- 0	2- 2	1- 2				
5- 2	0- 0	0- 0	AWAY	0- 1	5- 1	5- 0				
0- 0	0- 0	0- 0	NEUTRAL	0- 0	0- 0	0- 0				
8- 4	0- 0	0- 0	CONFERENCE	0- 1	8- 3	8- 0				
3- 3	0- 0	0- 0	HOME	0- 1	3- 2	3- 0				
5- 1	0- 0	0- 0	AWAY	0- 0	5- 1	5- 0				
0- 0	0- 0	0- 0	NEUTRAL	0- 0	0- 0	0- 0				

RPI 1-25				RPI 26-50				RPI 51-100				RPI 101+				Team's RPI: 215
RPI	S	Opponent	Score	RPI	S	Opponent	Score	RPI	S	Opponent	Score	RPI	S	Opponent	Score	
								53	A	West Virginia	56 66	106	A	Kentucky	53 86	
								68	H	Belmont	62 83	133	H	SIUE	51 66	
												141	H	Southern Ill.	85 81	
												173	A	Jacksonville St.	64 70	
												173	H	Jacksonville St.	65 67	
												211	A	UT Martin	81 76	
												219	H	Gardner-Webb	60 68	
												220	A	Southeast Mo. St.	59 56	
												227	A	Austin Peay	66 59	
												239	H	North Florida	56 61	
												261	A	Lipscomb	75 55	
												276	A	St. Francis Brooklyn	73 59	
												285	H	Sacramento St.	75 71	
												293	A	Canisius	76 52	
												306	A	Murray St.	82 80	
												329	A	Tennessee Tech	74 67	
												329	H	Tennessee Tech	53 51	
												336	H	Tennessee St.	97 81	
												345	A	Chicago St.	79 40	
												347	H	Eastern Ill.	89 81	
												348	A	Evansville	82 75	

LAST 12 Division I GAMES:																
				68	H	Belmont	62 83	211	A	UT Martin	81 76					
				336	H	Tennessee St.	97 81	220	A	Southeast Mo. St.	59 56					
				227	A	Austin Peay	66 59	133	H	SIUE	51 66					
				306	A	Murray St.	82 80	347	H	Eastern Ill.	89 81					
				329	H	Tennessee Tech	53 51	173	A	Jacksonville St.	64 70					
				173	H	Jacksonville St.	65 67	329	A	Tennessee Tech	74 67					

Non-Div I Games: Brescia 120 41 Ky. Christian 115 39

Morehead St.

Average RPI Win:	307	WON-LOST	WINNING	LAST 10	STRENGTH OF	OPP. STRENGTH	TEAM	ADJ.	CONF.	ADJ CONF.
Average RPI Loss:	185	RECORD	PCT. RANK	GAMES	SCHEDULE	OF SCHEDULE	RPI	RPI	RPI	RPI
DIV. I ONLY	10- 11	194	5- 5	344	298	275	275	31	31	
DIV. I NON-CONF.	5- 6	187	1- 1	282	180	214	214	31	31	

TOTALS	RPI 1-25	RPI 26-50	W-L RECORDS	RPI 51-100	RPI 101-999	RPI 201+				
10- 11	0- 1	0- 2	OVERALL	0- 1	10- 7	10- 6				
7- 2	0- 0	0- 0	HOME	0- 0	7- 2	7- 2				
3- 8	0- 0	0- 0	AWAY	0- 0	3- 0	3- 0				
0- 1	0- 1	0- 0	NEUTRAL	0- 0	0- 0	0- 0				
5- 6	0- 1	0- 2	NON-CONFERENCE	0- 1	5- 2	5- 1				
3- 0	0- 0	0- 0	HOME	0- 0	3- 0	3- 0				
2- 5	0- 0	0- 2	AWAY	0- 1	2- 2	2- 1				
0- 1	0- 1	0- 0	NEUTRAL	0- 0	0- 0	0- 0				
5- 5	0- 0	0- 0	CONFERENCE	0- 0	5- 5	5- 5				
4- 2	0- 0	0- 0	HOME	0- 0	4- 2	4- 2				
1- 3	0- 0	0- 0	AWAY	0- 0	1- 3	1- 3				
0- 0	0- 0	0- 0	NEUTRAL	0- 0	0- 0	0- 0				

RPI 1-25				RPI 26-50				RPI 51-100				RPI 101+ Team's RPI: 275			
RPI	S	Opponent	Score	RPI	S	Opponent	Score	RPI	S	Opponent	Score	RPI	S	Opponent	Score
23	N	Iowa	46 90	38	A	Syracuse	68 95	53	A	West Virginia	41 84	112	A	Colorado St.	44 60
				43	A	Dayton	52 88					216	A	Norfolk St.	55 53
												224	A	N. C. A&T	60 67
												241	H	Howard	61 68
												283	H	Mt. St. Mary's	75 67
												288	A	Central Conn. St.	61 41
												292	H	FIU	62 51
												301	H	UMES	63 50
												303	A	Coppin St.	53 55
												323	H	South Carolina St.	65 55
												328	H	Delaware St.	54 62
												331	A	Marshall	68 73
												334	A	N. C. Central	57 60
												340	H	Savannah St.	73 67
												342	H	NJIT	55 43
												343	H	Florida A&M	61 56
												346	A	UMass Lowell	65 59

LAST 12 Division I GAMES:															
241	H	Howard	61 68	224	A	N. C. A&T	60 67								
216	A	Norfolk St.	55 53	340	H	Savannah St.	73 67								
323	H	South Carolina St.	65 55	343	H	Florida A&M	61 56								
328	H	Delaware St.	54 62	301	H	UMES	63 50								
303	A	Coppin St.	53 55	346	A	UMass Lowell	65 59								
334	A	N. C. Central	57 60	112	A	Colorado St.	44 60								

Non-Div I Games: Cheyney 123 53 Lincoln (PA) 60 41

Morgan St.

Average RPI Win:	279	WON-LOST	WINNING	LAST 10	STRENGTH OF	OPP. STRENGTH	TEAM	ADJ.	CONF.	ADJ CONF.
Average RPI Loss:	207	RECORD	PCT. RANK	GAMES	SCHEDULE	OF SCHEDULE	RPI	RPI	RPI	RPI
DIV. I ONLY	7- 15	268	3- 7	281	316	283	283	29	29	
DIV. I NON-CONF.	3- 8	268	1- 0	208	246	256	256	29	29	

TOTALS	RPI 1-25	RPI 26-50	W-L RECORDS	RPI 51-100	RPI 101-999	RPI 201+				
7- 15	0- 2	0- 0	OVERALL	0- 0	7- 13	7- 10				
4- 5	0- 0	0- 0	HOME	0- 0	4- 5	4- 4				
3- 10	0- 0	0- 0	AWAY	0- 0	3- 0	3- 0				
0- 0	0- 0	0- 0	NEUTRAL	0- 0	0- 0	0- 0				
3- 8	0- 2	0- 0	NON-CONFERENCE	0- 0	3- 6	3- 5				
2- 1	0- 0	0- 0	HOME	0- 0	2- 1	2- 1				
1- 7	0- 2	0- 0	AWAY	0- 0	1- 5	1- 4				
0- 0	0- 0	0- 0	NEUTRAL	0- 0	0- 0	0- 0				
4- 7	0- 0	0- 0	CONFERENCE	0- 0	4- 7	4- 5				
2- 4	0- 0	0- 0	HOME	0- 0	2- 4	2- 3				
2- 3	0- 0	0- 0	AWAY	0- 0	2- 3	2- 2				
0- 0	0- 0	0- 0	NEUTRAL	0- 0	0- 0	0- 0				

RPI 1-25				RPI 26-50				RPI 51-100				RPI 101+ Team's RPI: 283			
RPI	S	Opponent	Score	RPI	S	Opponent	Score	RPI	S	Opponent	Score	RPI	S	Opponent	Score
2	A	Notre Dame	65 121									129	A	Saint Francis (PA)	88 92
18	A	Maryland	57 97									148	H	Robert Morris	68 77
												163	A	Lehigh	71 75
												208	A	Xavier	45 66
												219	H	Gardner-Webb	67 75
												228	H	Loyola Maryland	71 63
												253	A	Fairfield	65 76
												265	H	Fairleigh Dickinson	55 52
												268	H	Rider	82 78
												275	A	Morgan St.	67 75
												276	A	St. Francis Brooklyn	73 82
												276	H	St. Francis Brooklyn	56 75
												277	A	LIU Brooklyn	48 53
												277	H	LIU Brooklyn	59 61
												282	A	Bryant	68 63
												286	H	Sacred Heart	52 82
												288	A	Central Conn. St.	68 56
												301	A	UMES	66 63
												303	A	Coppin St.	54 68
												319	H	Wagner	79 56
LAST 12 Division I GAMES:															
276	H	St. Francis Brooklyn	56 75	276	A	St. Francis Brooklyn	73 82								
277	H	LIU Brooklyn	59 61	265	H	Fairleigh Dickinson	55 52								
319	H	Wagner	79 56	286	H	Sacred Heart	52 82								
148	H	Robert Morris	68 77	282	A	Bryant	68 63								
129	A	Saint Francis (PA)	88 92	288	A	Central Conn. St.	68 56								
277	A	LIU Brooklyn	48 53	301	A	UMES	66 63								

Non-Div I Games:

Mt. St. Mary's

Average RPI Win:	305	WON-LOST	WINNING	LAST 10	STRENGTH OF	OPP. STRENGTH	TEAM	ADJ.	CONF.	ADJ CONF.
Average RPI Loss:	181	RECORD	PCT. RANK	GAMES	SCHEDULE	OF SCHEDULE	RPI	RPI	RPI	RPI
DIV. I ONLY	7- 15	268	3- 7	322	265	306	306	26	26	
DIV. I NON-CONF.	3- 7	254	0- 0	320	239	305	305	27	27	

TOTALS	RPI 1-25	RPI 26-50	W-L RECORDS	RPI 51-100	RPI 101-999	RPI 201+				
7- 15	0- 1	0- 0	OVERALL	0- 3	7- 11	7- 8				
4- 6	0- 0	0- 0	HOME	0- 1	4- 5	4- 3				
3- 9	0- 1	0- 0	AWAY	0- 2	3- 6	3- 5				
0- 0	0- 0	0- 0	NEUTRAL	0- 0	0- 0	0- 0				
3- 7	0- 1	0- 0	NON-CONFERENCE	0- 2	3- 4	3- 3				
2- 2	0- 0	0- 0	HOME	0- 1	2- 1	2- 0				
1- 5	0- 1	0- 0	AWAY	0- 1	1- 3	1- 3				
0- 0	0- 0	0- 0	NEUTRAL	0- 0	0- 0	0- 0				
4- 8	0- 0	0- 0	CONFERENCE	0- 1	4- 7	4- 5				
2- 4	0- 0	0- 0	HOME	0- 0	2- 4	2- 3				
2- 4	0- 0	0- 0	AWAY	0- 1	2- 3	2- 2				
0- 0	0- 0	0- 0	NEUTRAL	0- 0	0- 0	0- 0				

RPI 1-25				RPI 26-50				RPI 51-100				RPI 101+ Team's RPI: 306			
RPI	S	Opponent	Score	RPI	S	Opponent	Score	RPI	S	Opponent	Score	RPI	S	Opponent	Score
4	A	Louisville	51 115					68	A	Belmont	65 70	133	H	SIUE	70 75
								97	H	Butler	59 88	144	H	ETSU	68 96
								99	A	Alabama	47 68	173	A	Jacksonville St.	65 97
												211	A	UT Martin	67 85
												211	H	UT Martin	80 97
												215	H	Morehead St.	80 82
												220	A	Southeast Mo. St.	70 80
												220	H	Southeast Mo. St.	74 85
												231	A	UNCG	63 52
												238	H	Northern Ky.	98 87
												261	A	Lipscomb	64 65
												305	A	Alabama A&M	54 71
												310	H	Eastern Ky.	75 68
												329	A	Tennessee Tech	72 63
												336	A	Tennessee St.	85 73
												341	H	Mississippi Val.	64 63
												347	H	Eastern Ill.	72 61
												348	A	Evansville	81 89

LAST 12 Division I GAMES:															
211	A	UT Martin	67 85	329	A	Tennessee Tech	72 63								
220	A	Southeast Mo. St.	70 80	173	A	Jacksonville St.	65 97								
310	H	Eastern Ky.	75 68	211	H	UT Martin	80 97								
215	H	Morehead St.	80 82	220	H	Southeast Mo. St.	74 85								
336	A	Tennessee St.	85 73	133	H	SIUE	70 75								
68	A	Belmont	65 70	347	H	Eastern Ill.	72 61								

Non-Div I Games: Bethel (TN) 81 76

Murray St.

Average RPI Win:

295

Average RPI Loss:

97

WON-LOST
RECORDWINNING
PCT. RANKLAST 10
GAMESSTRENGTH OF
SCHEDULEOPP. STRENGTH
OF SCHEDULETEAM
RPIADJ.
RPICONF.
RPIADJ CONF.
RPIDIV. I ONLY
DIV. I NON-CONF.11- 8
3- 7129
2548- 1
1- 1301
200203
62224
273224
27331
3131
31

TOTALS

RPI 1-25

RPI 26-50

W-L RECORDS

RPI 51-100

RPI 101-999

RPI 201+

11- 8
8- 3
3- 3
0- 20- 1
0- 1
0- 0
0- 00- 1
0- 0
0- 0
0- 1OVERALL
HOME
AWAY
NEUTRAL0- 3
0- 1
0- 1
0- 111- 3
8- 1
3- 2
0- 011- 1
8- 0
3- 1
0- 03- 7
3- 2
0- 3
0- 20- 1
0- 1
0- 0
0- 00- 1
0- 0
0- 0
0- 1NON-CONFERENCE
HOME
AWAY
NEUTRAL0- 3
0- 1
0- 1
0- 13- 2
3- 0
0- 2
0- 03- 1
3- 0
0- 1
0- 08- 1
5- 1
3- 0
0- 00- 0
0- 0
0- 0
0- 00- 0
0- 0
0- 0
0- 0CONFERENCE
HOME
AWAY
NEUTRAL0- 0
0- 0
0- 0
0- 08- 1
5- 1
3- 0
0- 08- 0
5- 0
3- 0
0- 0

RPI 1-25

RPI 26-50

RPI 51-100

RPI 101+

Team's RPI: 224

RPI S Opponent Score
20 H Georgia 63 73RPI S Opponent Score
48 N Duquesne 60 73RPI S Opponent Score
67 H El on 59 90
72 N Harvard 60 64
76 A Ohio 65 72RPI S Opponent Score
104 A Auburn 53 63
179 H Hampton 51 63
211 A UT Martin 63 76
216 H Norfolk St. 53 51
241 A Howard 76 68
269 H Appalachian St. 81 56
275 H Morgan St. 67 60
301 A UMES 57 45
303 H Coppin St. 64 63
320 H Ga. Southern 60 49
326 H Western Caro. 68 59
328 A Delaware St. 66 48
328 H Delaware St. 75 55
334 H N. C. Central 67 54

LAST 12 Division I GAMES:

179 H Hampton	51 63	303 H Coppin St.	64 63
328 H Delaware St.	75 55	275 H Morgan St.	67 60
216 H Norfolk St.	53 51	328 A Delaware St.	66 48
334 H N. C. Central	67 54	76 A Ohio	65 72
241 A Howard	76 68	326 H Western Caro.	68 59
301 A UMES	57 45	20 H Georgia	63 73

N
•
C
•
A
&
TN
•
C
•
A
&
T

Non-Div I Games:

Saint Augustine's 94 42

St. Andrews 90 40

N. C. A&T

Average RPI Win:	317	WON-LOST	WINNING	LAST 10	STRENGTH OF	OPP. STRENGTH	TEAM	ADJ.	CONF.	ADJ CONF.
Average RPI Loss:	209	RECORD	PCT. RANK	GAMES	SCHEDULE	OF SCHEDULE	RPI	RPI	RPI	RPI
DIV. I ONLY	5- 16	302	4- 6	323	299	334	334	31	31	
DIV. I NON-CONF.	1- 11	331	0- 3	293	293	343	343	31	31	

TOTALS	RPI 1-25	RPI 26-50	W-L RECORDS	RPI 51-100	RPI 101-999	RPI 201+				
5- 16	0- 0	0- 1	OVERALL	0- 1	5- 14	5- 11				
4- 4	0- 0	0- 1	HOME	0- 0	4- 3	4- 2				
1- 12	0- 0	0- 0	AWAY	0- 1	1- 11	1- 9				
0- 0	0- 0	0- 0	NEUTRAL	0- 0	0- 0	0- 0				
1- 11	0- 0	0- 1	NON-CONFERENCE	0- 1	1- 9	1- 7				
1- 2	0- 0	0- 1	HOME	0- 0	1- 1	1- 1				
0- 9	0- 0	0- 0	AWAY	0- 1	0- 8	0- 6				
0- 0	0- 0	0- 0	NEUTRAL	0- 0	0- 0	0- 0				
4- 5	0- 0	0- 0	CONFERENCE	0- 0	4- 5	4- 4				
3- 2	0- 0	0- 0	HOME	0- 0	3- 2	3- 1				
1- 3	0- 0	0- 0	AWAY	0- 0	1- 3	1- 3				
0- 0	0- 0	0- 0	NEUTRAL	0- 0	0- 0	0- 0				

RPI	S	Opponent	Score	RPI	S	Opponent	Score	RPI	S	Opponent	Score	RPI	S	Opponent	Score
49	H	Oregon St.	44 97	67	A	El on	50 78	112	A	Colorado St.	48 85	117	A	Iowa St.	58 99
								179	H	Hampton	53 62	216	H	Norfolk St.	60 75
								218	A	East Carolina	61 73	224	A	N. C. A&T	54 67
								241	A	Howard	54 69	242	H	Campbel l	51 58
								259	A	Presbyteri an	60 69	264	A	UNCW	63 89
								271	A	Wofford	56 77	275	H	Morgan St.	60 57
								280	A	Coastal Caro.	65 68	296	A	USC Upstate	61 66
								301	A	UMES	73 84	303	H	Coppin St.	60 52
								328	A	Del aware St.	74 67	328	H	Del aware St.	76 60
								349	H	Longwood	87 75				
LAST 12 Division I GAMES:															
328	H	Del aware St.	76 60	303	H	Coppin St.	60 52	216	H	Norfolk St.	60 75	328	A	Del aware St.	74 67
179	H	Hampton	53 62	296	A	USC Upstate	61 66	242	H	Campbel l	51 58	67	A	El on	50 78
224	A	N. C. A&T	54 67												
301	A	UMES	73 84												
241	A	Howard	54 69												
275	H	Morgan St.	60 57												

Non-Div I Games: Johnson & Wales (NC) 8 51

N. C. Central

NC State		WON-LOST		WINNING		LAST 10		STRENGTH OF		OPP. STRENGTH		TEAM		ADJ.		CONF.		ADJ CONF.	
Average RPI Win: 120		RECORD		PCT. RANK		GAMES		SCHEDULE		OF SCHEDULE		RPI		RPI		RPI		RPI	
Average RPI Loss: 21																			
DIV. I ONLY		19- 5		29		7- 3		28		21		17		17		1		1	
DIV. I NON-CONF.		11- 2		22		1- 0		80		51		25		25		1		1	
TOTALS		RPI 1-25		RPI 26-50		W-L RECORDS		RPI 51-100		RPI 101-999		RPI 201+							
19- 5		1- 3		1- 2		OVERALL		6- 0		11- 0		2- 0							
12- 2		1- 1		1- 1		HOME		3- 0		7- 0		1- 0							
6- 2		0- 2		0- 0		AWAY		2- 0		4- 0		1- 0							
1- 1		0- 0		0- 1		NEUTRAL		1- 0		0- 0		0- 0							
11- 2		0- 1		0- 1		NON-CONFERENCE		3- 0		8- 0		2- 0							
8- 0		0- 0		0- 0		HOME		2- 0		6- 0		1- 0							
2- 1		0- 1		0- 0		AWAY		0- 0		2- 0		1- 0							
1- 1		0- 0		0- 1		NEUTRAL		1- 0		0- 0		0- 0							
8- 3		1- 2		1- 1		CONFERENCE		3- 0		3- 0		0- 0							
4- 2		1- 1		1- 1		HOME		1- 0		1- 0		0- 0							
4- 1		0- 1		0- 0		AWAY		2- 0		2- 0		0- 0							
0- 0		0- 0		0- 0		NEUTRAL		0- 0		0- 0		0- 0							

RPI 1-25				RPI 26-50				RPI 51-100				RPI 101+			
RPI	S	Opponent	Score	RPI	S	Opponent	Score	RPI	S	Opponent	Score	RPI	S	Opponent	Score
4	H	Louisville	47 55	28	H	Virginia	63 73	63	A	Virginia Tech	68 51	101	H	South Ala.	71 50
6	H	Florida St.	65 56	38	H	Syracuse	60 56	65	H	Georgia Tech	56 43	102	A	Wake Forest	82 68
14	A	Rutgers	53 57	41	N	South Dakota St.	67 75	67	H	Elon	70 57	110	H	Jacksonville	64 44
19	A	Duke	56 69					91	A	North Carolina	66 53	123	A	Vanderbilt	83 72
								98	H	Tulane	79 55	125	H	Georgetown	63 49
								99	N	Alabama	68 49	144	H	ETSU	70 58
												149	A	Clemson	62 41
												153	H	Davidson	73 49
												196	H	Boston College	72 54
												246	H	UNC Asheville	87 55
												311	A	Old Dominion	73 56
LAST 12 Division I GAMES:															
196	H	Boston College	72 54	65	H	Georgia Tech	56 43	19	A	Duke	56 69				
6	H	Florida St.	65 56	28	H	Virginia	63 73	4	H	Louisville	47 55				
149	A	Clemson	62 41	63	A	Virginia Tech	68 51								
102	A	Wake Forest	82 68	123	A	Vanderbilt	83 72								
91	A	North Carolina	66 53												
38	H	Syracuse	60 56												

Non-Div I Games:

NC State

NJIT		Average RPI Win: 287	WON-LOST RECORD	WINNING PCT. RANK	LAST 10 GAMES	STRENGTH OF SCHEDULE	OPP. STRENGTH OF SCHEDULE	TEAM RPI	ADJ. RPI	CONF. RPI	ADJ CONF. RPI
		Average RPI Loss: 206									
DIV. I ONLY		2- 20	338	1- 9	283	330	342	342	22	22	
DIV. I NON-CONF.		1- 13	336	1- 3	279	341	344	344	21	21	

TOTALS	RPI 1-25	RPI 26-50	W-L RECORDS		RPI 51-100	RPI 101-999	RPI 201+				
2- 20	0- 0	0- 2	OVERALL		0- 1	2- 17	2- 11				
2- 9	0- 0	0- 0	HOME		0- 1	2- 8	2- 7				
0- 11	0- 0	0- 2	AWAY		0- 0	0- 9	0- 4				
0- 0	0- 0	0- 0	NEUTRAL		0- 0	0- 0	0- 0				
1- 13	0- 0	0- 1	NON-CONFERENCE		0- 1	1- 11	1- 7				
1- 6	0- 0	0- 0	HOME		0- 1	1- 5	1- 5				
0- 7	0- 0	0- 1	AWAY		0- 0	0- 6	0- 2				
0- 0	0- 0	0- 0	NEUTRAL		0- 0	0- 0	0- 0				
1- 7	0- 0	0- 1	CONFERENCE		0- 0	1- 6	1- 4				
1- 3	0- 0	0- 0	HOME		0- 0	1- 3	1- 2				
0- 4	0- 0	0- 1	AWAY		0- 0	0- 3	0- 2				
0- 0	0- 0	0- 0	NEUTRAL		0- 0	0- 0	0- 0				

RPI 1-25				RPI 26-50				RPI 51-100				RPI 101+ Team's RPI: 342			
RPI	S	Opponent	Score	RPI	S	Opponent	Score	RPI	S	Opponent	Score	RPI	S	Opponent	Score
				36	A	FGCU	66 90	90	H	Penn	38 77	110	H	Jacksonville	58 88
				41	A	South Dakota St.	48 92					113	A	Dartmouth	50 81
												145	A	Binghamton	36 67
												157	A	Stetson	55 73
												163	A	Lehigh	50 64
												182	A	Army West Point	49 79
												239	H	North Florida	75 65
												261	A	Lipscomb	58 66
												261	H	Lipscomb	58 74
												265	H	Fairleigh Dickinson	70 74
												267	A	North Dakota St.	58 105
												268	H	Rider	64 79
												270	H	Cornell	46 61
												275	A	Morgan St.	43 55
												277	H	LIU Brooklyn	49 67
												294	A	Kennesaw St.	65 80
												296	H	USC Upstate	57 95
												335	H	Long Beach St.	73 57
												344	H	Saint Peter's	52 59

LAST 12 Division I GAMES:															
				261	A	Lipscomb	58 66	36	A	FGCU	66 90				
				294	A	Kennesaw St.	65 80	296	H	USC Upstate	57 95				
				261	H	Lipscomb	58 74	270	H	Cornell	46 61				
				239	H	North Florida	75 65	90	H	Penn	38 77				
				110	H	Jacksonville	58 88	335	H	Long Beach St.	73 57				
				157	A	Stetson	55 73	268	H	Rider	64 79				

Non-Div I Games: St. Joseph's (Brkln)106 42

NJIT

Average RPI Win: 238		WON-LOST	WINNING	LAST 10	STRENGTH OF		OPP. STRENGTH	TEAM	ADJ.	CONF.	ADJ CONF.
Loss: 111		RECORD	PCT. RANK	GAMES	SCHEDULE		OF SCHEDULE	RPI	RPI	RPI	RPI
DIV. I ONLY		17- 4	26	7- 3	282		222	84	84	15	15
DIV. I NON-CONF.		9- 1	19	1- 0	308		288	82	82	18	18
TOTALS		RPI 1-25	RPI 26-50	W-L RECORDS		RPI 51-100	RPI 101-999	RPI 201+			
17- 4	0- 0		0- 0	OVERALL		0- 2	17- 2	14- 0			
11- 0	0- 0		0- 0	HOME		0- 0	11- 0	9- 0			
6- 4	0- 0		0- 0	AWAY		0- 2	6- 2	5- 0			
0- 0	0- 0		0- 0	NEUTRAL		0- 0	0- 0	0- 0			
9- 1	0- 0		0- 0	NON-CONFERENCE		0- 1	9- 0	8- 0			
6- 0	0- 0		0- 0	HOME		0- 0	6- 0	6- 0			
3- 1	0- 0		0- 0	AWAY		0- 1	3- 0	2- 0			
0- 0	0- 0		0- 0	NEUTRAL		0- 0	0- 0	0- 0			
8- 3	0- 0		0- 0	CONFERENCE		0- 1	8- 2	6- 0			
5- 0	0- 0		0- 0	HOME		0- 0	5- 0	3- 0			
3- 3	0- 0		0- 0	AWAY		0- 1	3- 2	3- 0			
0- 0	0- 0		0- 0	NEUTRAL		0- 0	0- 0	0- 0			

RPI 1-25				RPI 26-50				RPI 51-100				Team's RPI: 84				RPI 101+				
RPI	S	Opponent	Score	RPI	S	Opponent	Score	RPI	S	Opponent	Score	RPI	S	Opponent	Score	RPI	S	Opponent	Score	
								66	A	Ameri can	41	46				136	A	Bucknel l	39	47
								80	A	New Mexi co	87	94				163	A	Lehi gh	63	66
																163	H	Lehi gh	53	50
																169	A	Marist	77	70
																182	H	Army West Point	70	44
																202	A	Boston U.	64	59
																207	A	Ri chmond	76	56
																216	H	Norfol k St.	70	51
																228	H	Loyol a Maryl and	73	44
																236	A	Holy Cross	65	58
																237	H	St. Bonaventure	86	48
																243	H	Lafayette	65	59
																267	H	North Dakota St.	67	54
																268	H	Ri der	63	44
																272	A	Col gate	69	42
																272	H	Col gate	70	54
																277	A	LIU Brookl yn	79	47
																297	H	Monmouth	73	49
																312	H	Air Force	71	64
LAST 12 Division I GAMES:																				
				272	A	Col gate	69	42	236	A	Holy Cross	65	58							
				163	H	Lehi gh	53	50	272	H	Col gate	70	54							
				136	A	Bucknel l	39	47	66	A	Ameri can	41	46							
				202	A	Boston U.	64	59	163	A	Lehi gh	63	66							
				243	H	Lafayette	65	59	228	H	Loyol a Maryl and	73	44							
				182	H	Army West Poi nt	70	44	277	A	LIU Brookl yn	79	47							

Navy

Average RPI	Win:	146	WON-LOST	WINNING	LAST 10	STRENGTH OF	OPP. STRENGTH	TEAM	ADJ.	CONF.	ADJ CONF.
Average RPI	Loss:	50	RECORD	PCT. RANK	GAMES	SCHEDULE	OF SCHEDULE	RPI	RPI	RPI	RPI
DIV. I ONLY		17- 7	62	8- 2	52	32	56	56	3	3	
DIV. I NON-CONF.		9- 4	82	0- 1	210	49	124	124	4	4	

TOTALS	RPI 1-25		RPI 26-50		W-L RECORDS		RPI 51-100		RPI 101-999		RPI 201+
17- 7	3- 3		1- 2		OVERALL		3- 1		10- 1		4- 0
8- 6	1- 2		1- 2		HOME		1- 1		5- 1		2- 0
8- 0	2- 0		0- 0		AWAY		2- 0		4- 0		1- 0
1- 1	0- 1		0- 0		NEUTRAL		0- 0		1- 0		1- 0
9- 4	0- 1		0- 1		NON-CONFERENCE		2- 1		7- 1		4- 0
5- 3	0- 0		0- 1		HOME		1- 1		4- 1		2- 0
3- 0	0- 0		0- 0		AWAY		1- 0		2- 0		1- 0
1- 1	0- 1		0- 0		NEUTRAL		0- 0		1- 0		1- 0
8- 3	3- 2		1- 1		CONFERENCE		1- 0		3- 0		0- 0
3- 3	1- 2		1- 1		HOME		0- 0		1- 0		0- 0
5- 0	2- 0		0- 0		AWAY		1- 0		2- 0		0- 0
0- 0	0- 0		0- 0		NEUTRAL		0- 0		0- 0		0- 0

RPI	S	Opponent	Score	RPI	S	Opponent	Score	RPI	S	Opponent	Score	RPI	S	Opponent	Score
5	H	Ohio St.	61 73	34	H	Michigan	64 69	52	A	Minnesota	79 74	133	H	SIUE	62 53
14	A	Rutgers	52 42	35	H	Purdue	75 51	83	H	Washington St.	61 73	138	A	Kansas	66 49
18	H	Maryland	57 64	39	H	Creighton	49 64	86	A	Drake	89 84	149	H	Clemson	66 67
22	N	Buffalo	72 82					87	H	Arkansas	80 69	180	H	Fla. Atlantic	86 69
23	A	Iowa	92 74									191	A	Northwestern	69 59
23	H	Iowa	74 65									200	A	Illinois	80 72

Team's RPI: 56															
LAST 12 Division I GAMES:															
18	H	Maryland	57 64	34	H	Michigan	64 69	200	A	Illinois	80 72	200	H	Illinois	62 47
200	H	Illinois	62 47	191	A	Northwestern	69 59	52	A	Minnesota	79 74	249	A	San Jose St.	81 55
23	A	Iowa	92 74	52	A	Minnesota	79 74	5	H	Ohio St.	61 73	258	H	UMKC	80 60
35	H	Purdue	75 51	83	H	Washington St.	61 73	280	N	Coastal Caro.	55 47	337	H	Ark.-Pine Bluff	73 52
14	A	Rutgers	52 42												
23	H	Iowa	74 65												

Non-Div I Games:

Nebraska

Average RPI Win:	226	WON-LOST	WINNING	LAST 10	STRENGTH OF	OPP. STRENGTH	TEAM	ADJ.	CONF.	ADJ CONF.
Average RPI Loss:	116	RECORD	PCT. RANK	GAMES	SCHEDULE	OF SCHEDULE	RPI	RPI	RPI	RPI
DIV. I ONLY	10- 10	171	4- 6	173	112	190	190	16	16	
DIV. I NON-CONF.	6- 4	122	1- 0	167	99	144	144	14	14	

TOTALS	RPI 1-25	RPI 26-50	W-L RECORDS	RPI 51-100	RPI 101-999	RPI 201+				
10- 10	0- 1	0- 1	OVERALL	0- 4	10- 4	7- 2				
7- 4	0- 1	0- 0	HOME	0- 1	7- 2	5- 1				
2- 5	0- 0	0- 0	AWAY	0- 3	2- 2	1- 1				
1- 1	0- 0	0- 1	NEUTRAL	0- 0	1- 0	1- 0				
6- 4	0- 1	0- 1	NON-CONFERENCE	0- 1	6- 1	5- 1				
4- 2	0- 1	0- 0	HOME	0- 0	4- 1	3- 1				
1- 1	0- 0	0- 0	AWAY	0- 1	1- 0	1- 0				
1- 1	0- 0	0- 1	NEUTRAL	0- 0	1- 0	1- 0				
4- 6	0- 0	0- 0	CONFERENCE	0- 3	4- 3	2- 1				
3- 2	0- 0	0- 0	HOME	0- 1	3- 1	2- 0				
1- 4	0- 0	0- 0	AWAY	0- 2	1- 2	0- 1				
0- 0	0- 0	0- 0	NEUTRAL	0- 0	0- 0	0- 0				

RPI 1-25				RPI 26-50				RPI 51-100				RPI 101+				Team's RPI: 190
RPI	S	Opponent	Score	RPI	S	Opponent	Score	RPI	S	Opponent	Score	RPI	S	Opponent	Score	
1	H	UConn	57 88	49	N	Oregon St.	49 89	78	A	Wyoming	60 66	112	H	Colorado St.	59 65	
								78	H	Wyoming	62 65	147	A	Fresno St.	55 68	
								80	A	New Mexico	68 72	147	H	Fresno St.	90 73	
								85	A	Utah	61 87	155	H	Portland St.	67 55	
												193	A	Boise St.	72 68	
												206	A	Seattle U	74 65	
												214	H	SMU	80 72	
												222	N	Montana St.	67 53	
												235	H	Pepperdine	72 77	
												249	H	San Jose St.	91 63	
												274	H	Santa Clara	52 41	
												285	H	Sacramento St.	95 68	
												290	A	Utah St.	57 79	
												312	H	Air Force	70 60	
LAST 12 Division I GAMES:																
112	H	Colorado St.	59 65	312	H	Air Force	70 60	78	A	Wyoming	60 66					
147	A	Fresno St.	55 68	80	A	New Mexico	68 72									
78	H	Wyoming	62 65	147	H	Fresno St.	90 73									
193	A	Boise St.	72 68	274	H	Santa Clara	52 41									
249	H	San Jose St.	91 63	206	A	Seattle U	74 65									
290	A	Utah St.	57 79													

Non-Div I Games: Stanislaus St. 81 60

Nevada

Average RPI Win:	242	WON-LOST	WINNING	LAST 10	STRENGTH OF	OPP. STRENGTH	TEAM	ADJ.	CONF.	ADJ CONF.
Average RPI Loss:	166	RECORD	PCT. RANK	GAMES	SCHEDULE	OF SCHEDULE	RPI	RPI	RPI	RPI
DIV. I ONLY	14- 9	114	5- 5	293	229	185	185	20	20	
DIV. I NON-CONF.	8- 4	87	1- 0	336	214	190	190	24	24	

TOTALS	RPI 1-25	RPI 26-50	W-L RECORDS	RPI 51-100	RPI 101-999	RPI 201+				
14- 9	0- 0	0- 0	OVERALL	1- 2	13- 7	11- 3				
7- 3	0- 0	0- 0	HOME	1- 1	6- 2	5- 1				
6- 5	0- 0	0- 0	AWAY	0- 1	6- 4	5- 1				
1- 1	0- 0	0- 0	NEUTRAL	0- 0	1- 1	1- 1				
8- 4	0- 0	0- 0	NON-CONFERENCE	0- 0	8- 4	7- 2				
4- 0	0- 0	0- 0	HOME	0- 0	4- 0	3- 0				
3- 3	0- 0	0- 0	AWAY	0- 0	3- 3	3- 1				
1- 1	0- 0	0- 0	NEUTRAL	0- 0	1- 1	1- 1				
6- 5	0- 0	0- 0	CONFERENCE	1- 2	5- 3	4- 1				
3- 3	0- 0	0- 0	HOME	1- 1	2- 2	2- 1				
3- 2	0- 0	0- 0	AWAY	0- 1	3- 1	2- 0				
0- 0	0- 0	0- 0	NEUTRAL	0- 0	0- 0	0- 0				

RPI 1-25				RPI 26-50				RPI 51-100				RPI 101+				Team's RPI: 185
RPI	S	Opponent	Score	RPI	S	Opponent	Score	RPI	S	Opponent	Score	RPI	S	Opponent	Score	
								75	A	Albany (NY)	53 66	113	A	Dartmouth	49 57	
								75	H	Albany (NY)	74 68	134	H	Northeastern	65 50	
								77	H	Maine	46 56	145	A	Binghamton	63 61	
												145	H	Binghamton	52 54	
												160	A	Hartford	49 85	
												196	A	Boston College	55 64	
												202	H	Boston U.	72 57	
												208	A	Xavier	66 71	
												210	A	Stony Brook	51 50	
												232	N	La Salle	51 59	
												252	H	Manhattan	68 55	
												253	N	Fairfield	71 61	
												270	H	Cornell	48 45	
												282	A	Bryant	74 65	
												286	A	Sacred Heart	74 47	
												287	A	Vermont	52 49	
												287	H	Vermont	53 58	
												319	A	Wagner	65 53	
												327	H	UMBC	56 51	
												346	H	UMass Lowell	66 45	

LAST 12 Division I GAMES:																
				287	H	Vermont	53 58	287	A	Vermont	52 49					
				75	H	Albany (NY)	74 68	346	H	UMass Lowell	66 45					
				160	A	Hartford	49 85	145	A	Binghamton	63 61					
				145	H	Binghamton	52 54	75	A	Albany (NY)	53 66					
				77	H	Maine	46 56	327	H	UMBC	56 51					
				210	A	Stony Brook	51 50	270	H	Cornell	48 45					

Non-Div I Games: Colby-Sawyer 64 40

New Hampshire

■ Loss,
 ■ Non-Conf,
 ■ S Site,
 ■ Home
 ■ A Away
 N Neutral

Average RPI Win:	180	WON-LOST	WINNING	LAST 10	STRENGTH OF	OPP. STRENGTH	TEAM	ADJ.	CONF.	ADJ CONF.
Average RPI Loss:	137	RECORD	PCT. RANK	GAMES	SCHEDULE	OF SCHEDULE	RPI	RPI	RPI	RPI
DIV. I ONLY	17- 6	53	5- 5	157	115	80	80	16	16	
DIV. I NON-CONF.	11- 1	13	1- 0	63	102	12	12	14	14	

TOTALS	RPI 1-25	RPI 26-50	W-L RECORDS	RPI 51-100	RPI 101-999	RPI 201+				
17- 6	0- 0	1- 1	OVERALL	1- 2	15- 3	6- 2				
14- 1	0- 0	1- 0	HOME	1- 1	12- 0	4- 0				
3- 5	0- 0	0- 1	AWAY	0- 1	3- 3	2- 2				
0- 0	0- 0	0- 0	NEUTRAL	0- 0	0- 0	0- 0				
11- 1	0- 0	1- 1	NON-CONFERENCE	1- 0	9- 0	3- 0				
9- 0	0- 0	1- 0	HOME	1- 0	7- 0	2- 0				
2- 1	0- 0	0- 1	AWAY	0- 0	2- 0	1- 0				
0- 0	0- 0	0- 0	NEUTRAL	0- 0	0- 0	0- 0				
6- 5	0- 0	0- 0	CONFERENCE	0- 2	6- 3	3- 2				
5- 1	0- 0	0- 0	HOME	0- 1	5- 0	2- 0				
1- 4	0- 0	0- 0	AWAY	0- 1	1- 3	1- 2				
0- 0	0- 0	0- 0	NEUTRAL	0- 0	0- 0	0- 0				

RPI S Opponent	Score	RPI S Opponent	Score	RPI S Opponent	Score	RPI S Opponent	Score
30 A Oklahoma	63 105	78 A Wyoming	55 66	103 H Lamar University	90 58		
31 H Marquette	88 87	84 H Navy	94 87	109 H Western Mich.	88 76		
		100 H UNLV	66 68	112 A Colorado St.	71 74		
				122 A UTEP	59 35		
				147 H Fresno St.	88 75		
				156 H Wichita St.	76 62		
				177 H UC Irvine	83 61		
				190 H Nevada	72 68		
				193 H Boise St.	100 83		
				200 H Illinois	97 68		
				221 H Texas Tech	90 56		
				234 A New Mexico St.	101 93		
				234 H New Mexico St.	86 75		
				249 A San Jose St.	86 95		
				249 H San Jose St.	92 62		
				250 A San Diego St.	89 97		
				290 H Utah St.	80 47		
				312 A Air Force	88 59		
LAST 12 Division I GAMES:							
249 H San Jose St.	92 62	78 A Wyoming	55 66				
290 H Utah St.	80 47	249 A San Jose St.	86 95				
112 A Colorado St.	71 74	193 H Boise St.	100 83				
250 A San Diego St.	89 97	190 H Nevada	72 68				
100 H UNLV	66 68	312 A Air Force	88 59				
147 H Fresno St.	88 75	103 H Lamar University	90 58				

Non-Div I Games: Northern N.M. 107 66

New Mexico

■ Loss,
 ■ Non-Conf, S Site,
 ■ Home
 ■ Away
 N Neutral

Average RPI Win:	270	WON-LOST	WINNING	LAST 10	STRENGTH OF	OPP. STRENGTH	TEAM	ADJ.	CONF.	ADJ CONF.
Average RPI Loss:	158	RECORD	PCT. RANK	GAMES	SCHEDULE	OF SCHEDULE	RPI	RPI	RPI	RPI
DIV. I ONLY	10- 9	155	7- 2	285	296	234	234	30	30	
DIV. I NON-CONF.	4- 8	239	2- 2	223	241	261	261	30	30	

TOTALS	RPI 1-25	RPI 26-50	W-L RECORDS	RPI 51-100	RPI 101-999	RPI 201+				
10- 9	0- 0	0- 0	OVERALL	0- 3	10- 6	9- 3				
6- 3	0- 0	0- 0	HOME	0- 1	6- 2	5- 0				
4- 3	0- 0	0- 0	AWAY	0- 1	4- 2	4- 2				
0- 3	0- 0	0- 0	NEUTRAL	0- 1	0- 2	0- 1				
4- 8	0- 0	0- 0	NON-CONFERENCE	0- 3	4- 5	3- 2				
2- 3	0- 0	0- 0	HOME	0- 1	2- 2	1- 0				
2- 2	0- 0	0- 0	AWAY	0- 1	2- 1	2- 1				
0- 3	0- 0	0- 0	NEUTRAL	0- 1	0- 2	0- 1				
6- 1	0- 0	0- 0	CONFERENCE	0- 0	6- 1	6- 1				
4- 0	0- 0	0- 0	HOME	0- 0	4- 0	4- 0				
2- 1	0- 0	0- 0	AWAY	0- 0	2- 1	2- 1				
0- 0	0- 0	0- 0	NEUTRAL	0- 0	0- 0	0- 0				

RPI 1-25				RPI 26-50				RPI 51-100				RPI 101+ Team's RPI: 234			
RPI	S	Opponent	Score	RPI	S	Opponent	Score	RPI	S	Opponent	Score	RPI	S	Opponent	Score
								80	A	New Mexico	75 86	109	H	Western Mi ch.	55 64
								80	H	New Mexi co	93 101	122	H	UTEP	76 68
								87	N	Arkansas	60 69	134	N	Northeastern	64 65
												201	H	UC Santa Barbara	47 77
												206	A	Seattle U	59 69
												235	A	Pepperdi ne	86 64
												240	H	CSU Bakersfi el d	56 48
												247	N	Texas Southern	50 66
												256	H	A&M-Corpus Christi	70 61
												258	H	UMKC	70 62
												278	H	Grand Canyon	64 60
												281	A	Ari zona	44 83
												307	A	Utah Valley	82 72
												321	A	UTRGV	79 77
												335	A	Long Beach St.	72 63
												345	H	Chi cago St.	74 59

LAST 12 Division I GAMES:															
				321	A	UTRGV	79 77	345	H	Chi cago St.	74 59				
				258	H	UMKC	70 62	201	H	UC Santa Barbara	47 77				
				307	A	Utah Valley	82 72	335	A	Long Beach St.	72 63				
				206	A	Seattle U	59 69	134	N	Northeastern	64 65				
				240	H	CSU Bakersfi el d	56 48	235	A	Pepperdi ne	86 64				
				278	H	Grand Canyon	64 60	281	A	Ari zona	44 83				

Non-Div I Games: Tex. Permian Basin 85 58 Western N.M. 89 60

New Mexico St.

Loss,
Non-Conf,
S Site,
H Home
A Away
N Neutral

Average RPI Win:	266	WON-LOST	WINNING	LAST 10	STRENGTH OF	OPP. STRENGTH	TEAM	ADJ.	CONF.	ADJ CONF.
Average RPI Loss:	137	RECORD	PCT. RANK	GAMES	SCHEDULE	OF SCHEDULE	RPI	RPI	RPI	RPI
DIV. I ONLY	10- 12	205	6- 4	251	234	223	223	25	25	
DIV. I NON-CONF.	3- 7	254	0- 0	75	128	195	195	25	25	

TOTALS	RPI 1-25	RPI 26-50	W-L RECORDS	RPI 51-100	RPI 101-999	RPI 201+				
10- 12	0- 1	0- 2	OVERALL	0- 1	10- 8	8- 3				
6- 4	0- 0	0- 1	HOME	0- 0	6- 3	5- 1				
4- 8	0- 0	0- 0	AWAY	0- 1	4- 1	3- 1				
0- 0	0- 0	0- 0	NEUTRAL	0- 0	0- 0	0- 0				
3- 7	0- 1	0- 2	NON-CONFERENCE	0- 1	3- 3	2- 0				
2- 2	0- 0	0- 1	HOME	0- 0	2- 1	1- 0				
1- 5	0- 1	0- 1	AWAY	0- 1	1- 2	1- 0				
0- 0	0- 0	0- 0	NEUTRAL	0- 0	0- 0	0- 0				
7- 5	0- 0	0- 0	CONFERENCE	0- 0	7- 5	6- 3				
4- 2	0- 0	0- 0	HOME	0- 0	4- 2	4- 1				
3- 3	0- 0	0- 0	AWAY	0- 0	3- 3	2- 2				
0- 0	0- 0	0- 0	NEUTRAL	0- 0	0- 0	0- 0				

RPI 1-25				RPI 26-50				RPI 51-100				RPI 101+ Team's RPI: 223							
RPI	S	Opponent	Score	RPI	S	Opponent	Score	RPI	S	Opponent	Score	RPI	S	Opponent	Score				
16	A	Missouri	45 81	44	H	Houston	66 78	98	A	Tulane	56 79	101	A	South Ala.	45 67				
				50	A	Miami (FL)	46 76					103	A	Lamar University	77 100				
												120	A	Central Ark.	52 48				
												127	H	SFA	67 74				
												151	A	Louisiana	57 66				
												173	H	Jacksonville St.	54 59				
												184	H	CSUN	76 73				
												203	A	Abilene Christian	70 80				
												247	H	Texas Southern	72 69				
												256	H	A&M-Corpus Christi	66 49				
												257	H	Nicholls St.	61 62				
												273	A	McNeese	77 64				
												300	A	Incarnate Word	72 45				
												300	H	Incarnate Word	52 50				
												322	H	Houston Baptist	70 52				
												325	A	Northwestern St.	47 52				
												325	H	Northwestern St.	81 63				
												333	A	La.-Monroe	89 51				

LAST 12 Division I GAMES:																			
257	H	Nicholls St.	61 62	256	H	A&M-Corpus Christi	66 49	127	H	SFA	67 74								
325	A	Northwestern St.	47 52	273	A	McNeese	77 64	103	A	Lamar University	77 100								
300	A	Incarnate Word	72 45	322	H	Houston Baptist	70 52	203	A	Abilene Christian	70 80								
325	H	Northwestern St.	81 63																
300	H	Incarnate Word	52 50																
120	A	Central Ark.	52 48																

Non-Div I Games: Xavier (LA) 85 50

New Orleans

Average RPI Win:	240	WON-LOST	WINNING	LAST 10	STRENGTH OF	OPP. STRENGTH	TEAM	ADJ.	CONF.	ADJ CONF.
Average RPI Loss:	160	RECORD	PCT. RANK	GAMES	SCHEDULE	OF SCHEDULE	RPI	RPI	RPI	RPI
DIV. I ONLY	9- 14	236	5- 5	174	254	229	229	27	27	
DIV. I NON-CONF.	3- 8	268	0- 0	76	150	211	211	26	26	

TOTALS	RPI 1-25	RPI 26-50	W-L RECORDS	RPI 51-100	RPI 101-999	RPI 201+				
9- 14	1- 1	0- 0	OVERALL	0- 3	8- 10	5- 5				
5- 5	1- 0	0- 0	HOME	0- 2	4- 3	3- 0				
3- 8	0- 1	0- 0	AWAY	0- 1	3- 6	2- 5				
1- 1	0- 0	0- 0	NEUTRAL	0- 0	1- 1	0- 0				
3- 8	1- 1	0- 0	NON-CONFERENCE	0- 1	2- 6	1- 2				
1- 3	1- 0	0- 0	HOME	0- 1	0- 2	0- 0				
1- 4	0- 1	0- 0	AWAY	0- 0	1- 3	1- 2				
1- 1	0- 0	0- 0	NEUTRAL	0- 0	1- 1	0- 0				
6- 6	0- 0	0- 0	CONFERENCE	0- 2	6- 4	4- 3				
4- 2	0- 0	0- 0	HOME	0- 1	4- 1	3- 0				
2- 4	0- 0	0- 0	AWAY	0- 1	2- 3	1- 3				
0- 0	0- 0	0- 0	NEUTRAL	0- 0	0- 0	0- 0				

RPI 1-25				RPI 26-50				RPI 51-100				RPI 101+ Team's RPI: 229			
RPI	S	Opponent	Score	RPI	S	Opponent	Score	RPI	S	Opponent	Score	RPI	S	Opponent	Score
18	A	Maryland	65 92					57	H	Drexel	65 66	124	H	Cleveland St.	61 70
22	H	Buffalo	75 62					62	A	Quinnipiac	61 77	151	N	Louisiana	52 68
								62	H	Quinnipiac	55 84	160	A	Hartford	65 83
												169	H	Marist	78 84
												183	H	Saint Joseph's	69 93
												192	N	Louisiana Tech	73 67
												198	A	Siena	73 68
												198	H	Siena	65 50
												204	A	Oakland	59 67
												237	A	St. Bonaventure	58 76
												252	H	Manhattan	65 64
												253	A	Fairfield	53 59
												268	A	Rider	58 65
												272	A	Colgate	81 44
												293	A	Canisius	60 64
												338	H	Iona	73 59
												344	A	Saint Peter's	87 52
												344	H	Saint Peter's	64 54
LAST 12 Division I GAMES:															
344	H	Saint Peter's	64 54	198	H	Siena	65 50								
293	A	Canisius	60 64	252	H	Manhattan	65 64								
62	H	Quinnipiac	55 84	198	A	Siena	73 68								
169	H	Marist	78 84	62	A	Quinnipiac	61 77								
344	A	Saint Peter's	87 52	253	A	Fairfield	53 59								
268	A	Rider	58 65	338	H	Iona	73 59								

Non-Div I Games:

Niagara

Average RPI Win:	299	WON-LOST	WINNING	LAST 10	STRENGTH OF	OPP. STRENGTH	TEAM	ADJ.	CONF.	ADJ CONF.
Average RPI Loss:	159	RECORD	PCT. RANK	GAMES	SCHEDULE	OF SCHEDULE	RPI	RPI	RPI	RPI
DIV. I ONLY	6- 12	263	4- 6	273	289	257	257	25	25	
DIV. I NON-CONF.	2- 6	280	0- 2	153	244	231	231	25	25	

TOTALS	RPI 1-25	RPI 26-50	W-L RECORDS	RPI 51-100	RPI 101-999	RPI 201+				
6- 12	0- 2	0- 0	OVERALL	0- 0	6- 10	6- 5				
0- 6	0- 1	0- 0	HOME	0- 0	0- 5	0- 1				
6- 5	0- 1	0- 0	AWAY	0- 0	6- 4	6- 3				
0- 1	0- 0	0- 0	NEUTRAL	0- 0	0- 1	0- 1				
2- 6	0- 2	0- 0	NON-CONFERENCE	0- 0	2- 4	2- 2				
0- 2	0- 1	0- 0	HOME	0- 0	0- 1	0- 0				
2- 3	0- 1	0- 0	AWAY	0- 0	2- 2	2- 1				
0- 1	0- 0	0- 0	NEUTRAL	0- 0	0- 1	0- 1				
4- 6	0- 0	0- 0	CONFERENCE	0- 0	4- 6	4- 3				
0- 4	0- 0	0- 0	HOME	0- 0	0- 4	0- 1				
4- 2	0- 0	0- 0	AWAY	0- 0	4- 2	4- 2				
0- 0	0- 0	0- 0	NEUTRAL	0- 0	0- 0	0- 0				

RPI 1-25				RPI 26-50				RPI 51-100				RPI 101+ Team's RPI: 257			
RPI	S	Opponent	Score	RPI	S	Opponent	Score	RPI	S	Opponent	Score	RPI	S	Opponent	Score
9	H	Baylor	43 85									103	H	Lamar University	61 76
25	A	LSU	50 65									110	H	Jacksonville	61 69
												117	A	Iowa St.	47 75
												120	H	Central Ark.	48 69
												127	H	SFA	73 86
												214	A	SMU	61 68
												223	A	New Orleans	62 61
												248	N	Bradley	65 75
												256	A	A&M-Corpus Christi	55 76
												273	A	McNeese	61 54
												284	H	Southeastern La.	57 66
												300	A	Incarnate Word	62 64
												308	A	Jackson St.	90 64
												322	A	Houston Baptist	73 61
												325	A	Northwestern St.	79 63
												341	A	Mississippi Val.	62 57
LAST 12 Division I GAMES:															
223	A	New Orleans	62 61	322	A	Houston Baptist	73 61								
284	H	Southeastern La.	57 66	127	H	SFA	73 86								
103	H	Lamar University	61 76	300	A	Incarnate Word	62 64								
256	A	A&M-Corpus Christi	55 76	325	A	Northwestern St.	79 63								
120	H	Central Ark.	48 69	117	A	Iowa St.	47 75								
273	A	McNeese	61 54	9	H	Baylor	43 85								

Non-Div I Games: Spring Hill 78 70 Evangel 72 55 Southern-N. O. 83 45

Nicholls St.

Average RPI		Win: 287	WON-LOST RECORD	WINNING PCT. RANK	LAST 10 GAMES	STRENGTH OF SCHEDULE	OPP. STRENGTH OF SCHEDULE	TEAM RPI	ADJ. RPI	CONF. RPI	ADJ. CONF. RPI
Average RPI Loss: 180											
DIV. I ONLY			12- 9	132	6- 4	290	347	216	216	31	31
DIV. I NON-CONF.			7- 5	132	3- 0	267	339	186	186	31	31
TOTALS		RPI 1-25		RPI 26-50		W-L RECORDS	RPI 51-100	RPI 101-999		RPI 201+	
12- 9	0- 0			0- 0		OVERALL	0- 1	12- 8		11- 4	
4- 4	0- 0			0- 0		HOME	0- 0	4- 4		4- 2	
7- 4	0- 0			0- 0		AWAY	0- 1	7- 3		6- 2	
1- 1	0- 0			0- 0		NEUTRAL	0- 0	1- 1		1- 0	
7- 5	0- 0			0- 0		NON-CONFERENCE	0- 1	7- 4		6- 2	
2- 2	0- 0			0- 0		HOME	0- 0	2- 2		2- 1	
4- 2	0- 0			0- 0		AWAY	0- 1	4- 1		3- 1	
1- 1	0- 0			0- 0		NEUTRAL	0- 0	1- 1		1- 0	
5- 4	0- 0			0- 0		CONFERENCE	0- 0	5- 4		5- 2	
2- 2	0- 0			0- 0		HOME	0- 0	2- 2		2- 1	
3- 2	0- 0			0- 0		AWAY	0- 0	3- 2		3- 1	
0- 0	0- 0			0- 0		NEUTRAL	0- 0	0- 0		0- 0	

RPI 1-25				RPI 26-50				RPI 51-100				RPI 101+				Team's RPI : 216	
RPI	S	Opponent	Score	RPI	S	Opponent	Score	RPI	S	Opponent	Score	RPI	S	Opponent	Score		
								84	A	Navy	51	70	130	A	Bethune-Cookman	45	60
												130	H	Bethune-Cookman	51	58	
												137	A	William & Mary	80	74	
												150	H	High Point	56	59	
												181	N	Bowling Green	50	59	
												218	A	East Carolina	46	51	
												224	A	N. C. A&T	51	53	
												228	H	Loyola Maryland	58	61	
												231	H	UNCG	64	63	
												242	A	Campbell	53	27	
												263	H	Towson	86	76	
												275	H	Morgan St.	53	55	
												276	N	St. Francis Brooklyn	52	51	
												299	A	VCU	66	52	
												303	H	Coppin St.	71	57	
												323	A	South Carolina St.	71	67	
												334	A	N. C. Central	75	60	
												340	A	Savannah St.	78	58	
												343	H	Florida A&M	70	49	
												349	A	Longwood	64	45	
LAST 12 Division I GAMES:																	
								130	A	Bethune-Cookman	45	60	323	A	South Carolina St.	71	67
								275	H	Morgan St.	53	55	334	A	N. C. Central	75	60
								224	A	N. C. A&T	51	53	303	H	Coppin St.	71	57
								343	H	Florida A&M	70	49	349	A	Longwood	64	45
								130	H	Bethune-Cookman	51	58	137	A	William & Mary	80	74
								340	A	Savannah St.	78	58	242	A	Campbell	53	27

Non-Div I Games:

Norfolk St.

Loss, Non-Conf, S Site, H Home A Away N Neutral

Average RPI Win:	166	WON-LOST	WINNING	LAST 10	STRENGTH OF	OPP. STRENGTH	TEAM	ADJ.	CONF.	ADJ CONF.
Average RPI Loss:	71	RECORD	PCT. RANK	GAMES	SCHEDULE	OF SCHEDULE	RPI	RPI	RPI	RPI
DIV. I ONLY	14- 9	114	4- 6	49	70	91	91	1	1	
DIV. I NON-CONF.	10- 3	51	1- 1	114	262	102	102	1	1	

TOTALS	RPI 1-25	RPI 26-50	W-L RECORDS	RPI 51-100	RPI 101-999	RPI 201+				
14- 9	1- 3	0- 2	OVERALL	1- 1	12- 3	4- 0				
11- 5	1- 1	0- 1	HOME	1- 1	9- 2	3- 0				
1- 4	0- 2	0- 1	AWAY	0- 0	1- 1	0- 0				
2- 0	0- 0	0- 0	NEUTRAL	0- 0	2- 0	1- 0				
10- 3	0- 0	0- 0	NON-CONFERENCE	1- 1	9- 2	4- 0				
8- 3	0- 0	0- 0	HOME	1- 1	7- 2	3- 0				
0- 0	0- 0	0- 0	AWAY	0- 0	0- 0	0- 0				
2- 0	0- 0	0- 0	NEUTRAL	0- 0	2- 0	1- 0				
4- 6	1- 3	0- 2	CONFERENCE	0- 0	3- 1	0- 0				
3- 2	1- 1	0- 1	HOME	0- 0	2- 0	0- 0				
1- 4	0- 2	0- 1	AWAY	0- 0	1- 1	0- 0				
0- 0	0- 0	0- 0	NEUTRAL	0- 0	0- 0	0- 0				

RPI 1-25				RPI 26-50				RPI 51-100				Team's RPI: 91				RPI 101+			
RPI	S	Opponent	Score	RPI	S	Opponent	Score	RPI	S	Opponent	Score	RPI	S	Opponent	Score	RPI	S	Opponent	Score
2	A	Notre Dame	62 94	28	A	Vi rgi ni a	70 82	52	H	Mi nnesota	88 83	101	H	South Ala.	84 85				
6	A	Florida St.	65 103	50	H	Mi ami (FL)	72 92	58	H	Mercer	86 97	102	A	Wake Forest	79 76				
17	H	NC State	53 66									132	H	Col orado	87 80				
19	H	Duke	92 86									146	H	Pi ttsburgh	68 67				
												149	H	Cl emson	59 52				
												160	H	Hartford	90 70				
												170	N	Washi ngton	90 78				
												175	H	Radford	79 46				
												179	H	Hampton	66 70				
												188	H	Furman	84 56				
												196	A	Boston Col lege	64 77				
												245	N	Grambl ing	79 63				
												259	H	Presbyteri an	91 56				
												264	H	UNCW	86 60				
												269	H	Appal achi an St.	56 43				
LAST 12 Di vi si on I GAMES:																			
				50	H	Mi ami (FL)	72 92	149	H	Cl emson	59 52								
				2	A	Notre Dame	62 94	146	H	Pi ttsburgh	68 67								
				28	A	Virgi ni a	70 82	196	A	Boston Col lege	64 77								
				19	H	Duke	92 86	6	A	Fl ori da St.	65 103								
				17	H	NC State	53 66	58	H	Mercer	86 97								
				102	A	Wake Forest	79 76	245	N	Grambl ing	79 63								

Non-Div I Games:

North Carolina

Average RPI Win:	196	WON-LOST	WINNING	LAST 10	STRENGTH OF	OPP. STRENGTH	TEAM	ADJ.	CONF.	ADJ CONF.
Average RPI Loss:	140	RECORD	PCT. RANK	GAMES	SCHEDULE	OF SCHEDULE	RPI	RPI	RPI	RPI
DIV. I ONLY	8- 12	232	3- 7	54	261	158	158	19	19	
DIV. I NON-CONF.	5- 4	146	0- 1	45	179	61	61	15	15	

TOTALS	RPI 1-25	RPI 26-50	W-L RECORDS	RPI 51-100	RPI 101-999	RPI 201+				
8- 12	0- 1	1- 2	OVERALL	0- 1	7- 8	4- 3				
6- 2	0- 0	1- 0	HOME	0- 0	5- 2	3- 1				
1- 10	0- 1	0- 2	AWAY	0- 1	1- 6	1- 2				
1- 0	0- 0	0- 0	NEUTRAL	0- 0	1- 0	0- 0				
5- 4	0- 1	0- 2	NON-CONFERENCE	0- 1	5- 0	3- 0				
3- 0	0- 0	0- 0	HOME	0- 0	3- 0	2- 0				
1- 4	0- 1	0- 2	AWAY	0- 1	1- 0	1- 0				
1- 0	0- 0	0- 0	NEUTRAL	0- 0	1- 0	0- 0				
3- 8	0- 0	1- 0	CONFERENCE	0- 0	2- 8	1- 3				
3- 2	0- 0	1- 0	HOME	0- 0	2- 2	1- 1				
0- 6	0- 0	0- 0	AWAY	0- 0	0- 6	0- 2				
0- 0	0- 0	0- 0	NEUTRAL	0- 0	0- 0	0- 0				

RPI 1-25				RPI 26-50				RPI 51-100				RPI 101+ Team's RPI: 158			
RPI	S	Opponent	Score	RPI	S	Opponent	Score	RPI	S	Opponent	Score	RPI	S	Opponent	Score
9	A	Baylor	43 105	32	H	Northern Colo.	78 70	71	A	South Dakota	71 76	103	N	Lamar University	73 70
				41	A	South Dakota St.	52 66					140	A	Weber St.	69 80
				49	A	Oregon St.	55 65					154	H	UNI	80 72
												162	A	Idaho	75 80
												162	H	Idaho	64 78
												171	A	Idaho St.	46 57
												195	A	Eastern Wash.	70 74
												195	H	Eastern Wash.	81 79
												222	A	Montana St.	56 72
												222	H	Montana St.	79 70
												226	A	Montana	51 53
												226	H	Montana	43 54
												267	H	North Dakota St.	79 68
												291	H	Massachusetts	82 52
												304	A	UTSA	60 47

LAST 12 Division I GAMES:															
226	A	Montana	51 53	171	A	Idaho St.	46 57								
222	A	Montana St.	56 72	222	H	Montana St.	79 70								
162	H	Idaho	64 78	226	H	Montana	43 54								
195	H	Eastern Wash.	81 79	195	A	Eastern Wash.	70 74								
32	H	Northern Colo.	78 70	162	A	Idaho	75 80								
140	A	Weber St.	69 80	71	A	South Dakota	71 76								

Non-Div I Games: Mayville St. 82 54 Southwest Minn. St. 85 62

North Dakota

Average RPI Win:	314	WON-LOST	WINNING	LAST 10	STRENGTH OF	OPP. STRENGTH	TEAM	ADJ.	CONF.	ADJ CONF.
Average RPI Loss:	137	RECORD	PCT. RANK	GAMES	SCHEDULE	OF SCHEDULE	RPI	RPI	RPI	RPI
DIV. I ONLY	5- 15	296	1- 8	154	253	267	267	14	14	
DIV. I NON-CONF.	4- 7	226	1- 1	280	327	276	276	17	17	

TOTALS	RPI 1-25	RPI 26-50	W-L RECORDS	RPI 51-100	RPI 101-999	RPI 201+				
5- 15	0- 0	0- 2	OVERALL	0- 3	5- 10	5- 3				
3- 4	0- 0	0- 1	HOME	0- 1	3- 2	3- 1				
1- 10	0- 0	0- 1	AWAY	0- 2	1- 7	1- 2				
1- 1	0- 0	0- 0	NEUTRAL	0- 0	1- 1	1- 0				
4- 7	0- 0	0- 0	NON-CONFERENCE	0- 1	4- 6	4- 1				
2- 2	0- 0	0- 0	HOME	0- 0	2- 2	2- 1				
1- 4	0- 0	0- 0	AWAY	0- 1	1- 3	1- 0				
1- 1	0- 0	0- 0	NEUTRAL	0- 0	1- 1	1- 0				
1- 8	0- 0	0- 2	CONFERENCE	0- 2	1- 4	1- 2				
1- 2	0- 0	0- 1	HOME	0- 1	1- 0	1- 0				
0- 6	0- 0	0- 1	AWAY	0- 1	0- 4	0- 2				
0- 0	0- 0	0- 0	NEUTRAL	0- 0	0- 0	0- 0				

RPI 1-25				RPI 26-50				RPI 51-100				RPI 101+				Team's RPI: 267	
RPI	S	Opponent	Score	RPI	S	Opponent	Score	RPI	S	Opponent	Score	RPI	S	Opponent	Score		
				41	A	South Dakota St.	63 83	71	A	South Dakota	54 80	105	A	Western Ill.	72 97		
				41	H	South Dakota St.	64 85	71	H	South Dakota	67 82	115	A	Milwaukee	38 74		
								84	A	Navy	54 67	120	N	Central Ark.	45 68		
												132	A	Colorado	59 108		
												158	A	North Dakota	68 79		
												161	H	Cal Poly	69 73		
												197	A	Denver	79 98		
												205	A	Oral Roberts	48 71		
												233	A	Omaha	67 80		
												291	H	Massachusetts	82 70		
												292	A	FIU	71 68		
												318	H	Fort Wayne	72 56		
												321	H	UTRGV	79 82		
												327	N	UMBC	67 53		
												342	H	NJIT	105 58		
LAST 12 Division I GAMES:																	
				71	A	South Dakota	54 80	205	A	Oral Roberts	48 71						
				41	H	South Dakota St.	64 85	41	A	South Dakota St.	63 83						
				105	A	Western Ill.	72 97	71	H	South Dakota	67 82						
				233	A	Omaha	67 80	120	N	Central Ark.	45 68						
				318	H	Fort Wayne	72 56	292	A	FIU	71 68						
				197	A	Denver	79 98	161	H	Cal Poly	69 73						

Non-Div I Games: Valley City St. 67 58 Mayville St. 87 43 Dakota St. 97 42

North Dakota St.

Average RPI Win:	222	WON-LOST	WINNING	LAST 10	STRENGTH OF	OPP. STRENGTH	TEAM	ADJ.	CONF.	ADJ CONF.
Average RPI Loss:	165	RECORD	PCT. RANK	GAMES	SCHEDULE	OF SCHEDULE	RPI	RPI	RPI	RPI
DIV. I ONLY	7- 13	256	3- 7	184	202	239	239	22	22	
DIV. I NON-CONF.	4- 8	239	1- 2	137	172	196	196	21	21	

TOTALS	RPI 1-25	RPI 26-50	W-L RECORDS	RPI 51-100	RPI 101-999	RPI 201+				
7- 13	0- 2	1- 1	OVERALL	0- 1	6- 9	5- 5				
4- 4	0- 0	1- 0	HOME	0- 0	3- 4	2- 2				
3- 8	0- 2	0- 1	AWAY	0- 1	3- 4	3- 2				
0- 1	0- 0	0- 0	NEUTRAL	0- 0	0- 1	0- 1				
4- 8	0- 2	0- 1	NON-CONFERENCE	0- 1	4- 4	3- 3				
2- 1	0- 0	0- 0	HOME	0- 0	2- 1	1- 1				
2- 6	0- 2	0- 1	AWAY	0- 1	2- 2	2- 1				
0- 1	0- 0	0- 0	NEUTRAL	0- 0	0- 1	0- 1				
3- 5	0- 0	1- 0	CONFERENCE	0- 0	2- 5	2- 2				
2- 3	0- 0	1- 0	HOME	0- 0	1- 3	1- 1				
1- 2	0- 0	0- 0	AWAY	0- 0	1- 2	1- 1				
0- 0	0- 0	0- 0	NEUTRAL	0- 0	0- 0	0- 0				

RPI 1-25				RPI 26-50				RPI 51-100				RPI 101+ Team's RPI: 239			
RPI	S	Opponent	Score	RPI	S	Opponent	Score	RPI	S	Opponent	Score	RPI	S	Opponent	Score
6	A	Florida St.	51 109	34	A	Michigan	34 79	53	A	West Virginia	59 87	110	H	Jacksonville	48 66
20	A	Georgia	37 75	36	H	FGCU	75 73					130	H	Bethune-Cookman	70 63
												157	A	Stetson	55 68
												157	H	Stetson	51 68
												180	A	Fla. Atlantic	75 83
												215	A	Morehead St.	61 56
												238	H	Northern Ky.	58 50
												260	H	Col. of Charleston	69 73
												261	H	Lipscomb	69 73
												271	A	Wofford	57 69
												294	H	Kennesaw St.	77 72
												296	A	USC Upstate	65 61
												297	N	Monmouth	57 67
												342	A	NJIT	65 75
												343	A	Florida A&M	77 68

LAST 12 Division I GAMES:															
157	H	Stetson	51 68	294	H	Kennesaw St.	77 72	110	H	Jacksonville	48 66	271	A	Wofford	57 69
36	H	FGCU	75 73	157	A	Stetson	55 68	20	A	Georgia	37 75	238	H	Northern Ky.	58 50
157	A	Stetson	55 68	65	A	NJIT	65 75	260	H	Col. of Charleston	69 73				
342	A	NJIT	65 75	296	A	USC Upstate	65 61								
261	H	Lipscomb	69 73												

Non-Div I Games: Warner 74 38 Edward Waters 73 47 Webber Int'l 81 53

North Florida

Average RPI Win:	255	WON-LOST	WINNING	LAST 10	STRENGTH OF	OPP. STRENGTH	TEAM	ADJ.	CONF.	ADJ CONF.
Average RPI Loss:	145	RECORD	PCT. RANK	GAMES	SCHEDULE	OF SCHEDULE	RPI	RPI	RPI	RPI
DIV. I ONLY	8- 10	214	2- 7	286	154	251	251	18	18	
DIV. I NON-CONF.	6- 3	87	1- 1	346	90	240	240	19	19	

TOTALS	RPI 1-25	RPI 26-50	W-L RECORDS	RPI 51-100	RPI 101-999	RPI 201+				
8- 10	0- 0	0- 1	OVERALL	0- 3	8- 6	6- 2				
5- 4	0- 0	0- 1	HOME	0- 1	5- 2	3- 0				
1- 6	0- 0	0- 0	AWAY	0- 2	1- 4	1- 2				
2- 0	0- 0	0- 0	NEUTRAL	0- 0	2- 0	2- 0				
6- 3	0- 0	0- 0	NON-CONFERENCE	0- 2	6- 1	5- 1				
3- 1	0- 0	0- 0	HOME	0- 1	3- 0	2- 0				
1- 2	0- 0	0- 0	AWAY	0- 1	1- 1	1- 1				
2- 0	0- 0	0- 0	NEUTRAL	0- 0	2- 0	2- 0				
2- 7	0- 0	0- 1	CONFERENCE	0- 1	2- 5	1- 1				
2- 3	0- 0	0- 1	HOME	0- 0	2- 2	1- 0				
0- 4	0- 0	0- 0	AWAY	0- 1	0- 3	0- 1				
0- 0	0- 0	0- 0	NEUTRAL	0- 0	0- 0	0- 0				

RPI 1-25				RPI 26-50				RPI 51-100				RPI 101+				Team's RPI: 251	
RPI	S	Opponent	Score	RPI	S	Opponent	Score	RPI	S	Opponent	Score	RPI	S	Opponent	Score		
				46	H	Western Ky.	65 79										
								70	A	Indiana	63 68	107	H	Rice	49 50		
								74	A	UAB	52 68	122	H	UTEP	48 50		
								89	H	Kansas St.	54 55	131	A	Middle Tenn.	48 56		
												168	H	Tulsa	66 43		
												176	H	Charlotte	73 68		
												192	A	Louisiana Tech	53 61		
												214	H	SMU	47 40		
												232	H	La Salle	70 44		
												280	N	Coastal Caro.	50 34		
												304	A	UTSA	58 70		
												309	N	Detroit Mercy	63 57		
												311	H	Old Dominion	63 46		
												314	A	Ill. -Chicago	67 70		
												347	A	Eastern Ill.	63 61		
LAST 12 Division I GAMES:																	
				304	A	UTSA	58 70					311	H	Old Dominion	63 46		
				122	H	UTEP	48 50					107	H	Rice	49 50		
				46	H	Western Ky.	65 79					192	A	Louisiana Tech	53 61		
				74	A	UAB	52 68					347	A	Eastern Ill.	63 61		
				131	A	Middle Tenn.	48 56					314	A	Ill. -Chicago	67 70		
				176	H	Charlotte	73 68					232	H	La Salle	70 44		

Non-Div I Games: Mid-Amer. Christian 86 52 Tex. A&M Int'l 64 38 Okla. Panhandle 63 41

North Texas

Average RPI Win:	223	WON-LOST	WINNING	LAST 10	STRENGTH OF	OPP. STRENGTH	TEAM	ADJ.	CONF.	ADJ CONF.
Average RPI Loss:	122	RECORD	PCT. RANK	GAMES	SCHEDULE	OF SCHEDULE	RPI	RPI	RPI	RPI
DIV. I ONLY	12- 10	148	6- 4	120	232	134	134	10	10	
DIV. I NON-CONF.	5- 6	187	0- 1	187	311	212	212	12	12	

TOTALS	RPI 1-25	RPI 26-50	W-L RECORDS	RPI 51-100	RPI 101-999	RPI 201+				
12- 10	0- 0	0- 1	OVERALL	0- 5	12- 4	8- 2				
6- 4	0- 0	0- 0	HOME	0- 3	6- 1	3- 0				
5- 4	0- 0	0- 0	AWAY	0- 2	5- 2	4- 1				
1- 2	0- 0	0- 1	NEUTRAL	0- 0	1- 1	1- 1				
5- 6	0- 0	0- 1	NON-CONFERENCE	0- 1	5- 4	4- 2				
2- 2	0- 0	0- 0	HOME	0- 1	2- 1	1- 0				
2- 2	0- 0	0- 0	AWAY	0- 0	2- 2	2- 1				
1- 2	0- 0	0- 1	NEUTRAL	0- 0	1- 1	1- 1				
7- 4	0- 0	0- 0	CONFERENCE	0- 4	7- 0	4- 0				
4- 2	0- 0	0- 0	HOME	0- 2	4- 0	2- 0				
3- 2	0- 0	0- 0	AWAY	0- 2	3- 0	2- 0				
0- 0	0- 0	0- 0	NEUTRAL	0- 0	0- 0	0- 0				

RPI 1-25				RPI 26-50				RPI 51-100				RPI 101+ Team's RPI: 134			
RPI	S	Opponent	Score	RPI	S	Opponent	Score	RPI	S	Opponent	Score	RPI	S	Opponent	Score
				44	N	Houston	64 72	57	A	Drexel	50 58	128	A	Delaware	64 53
								57	H	Drexel	58 69	128	H	Delaware	73 59
								67	A	Elon	71 78	137	H	William & Mary	64 46
								72	H	Harvard	69 79	169	H	Marist	78 72
								82	H	James Madison	57 60	185	A	New Hampshire	50 65
												187	H	Providence	95 98
												202	A	Boston U.	73 74
												234	N	New Mexico St.	65 64
												253	H	Fairfield	63 43
												260	H	Col. of Charleston	59 37
												263	A	Towson	70 61
												264	A	UNCW	54 47
												264	H	UNCW	56 39
												266	N	Illinois St.	55 65
												287	A	Vermont	71 66
												291	A	Massachusetts	64 54
LAST 12 Division I GAMES:															
128	H	Delaware	73 59	260	H	Col. of Charleston	59 37	67	A	Elon	71 78	264	A	UNCW	54 47
264	H	UNCW	56 39	82	H	James Madison	57 60	263	A	Towson	70 61	266	N	Illinois St.	55 65
57	A	Drexel	50 58	264	A	UNCW	54 47								
128	A	Delaware	64 53												
137	H	William & Mary	64 46												
57	H	Drexel	58 69												

Non-Div I Games:

Northeastern

Average RPI Win: 205

Average RPI Loss: 202

WON-LOST
RECORDWINNING
PCT. RANKLAST 10
GAMESSTRENGTH OF
SCHEDULEOPP. STRENGTH
OF SCHEDULETEAM
RPIADJ.
RPICONF.
RPIADJ CONF.
RPI

DIV. I ONLY	3- 18	323	1- 9	163	343	324	324	19	19
DIV. I NON-CONF.	2- 8	290	0- 1	224	337	313	313	15	15
<hr/>									
TOTALS	RPI 1-25	RPI 26-50	W-L RECORDS	RPI 51-100	RPI 101-999	RPI 201+			
3- 18	0- 0	0- 0	OVERALL	0- 0	3- 18	1- 8			
2- 8	0- 0	0- 0	HOME	0- 0	2- 8	1- 4			
0- 10	0- 0	0- 0	AWAY	0- 0	0- 10	0- 4			
1- 0	0- 0	0- 0	NEUTRAL	0- 0	1- 0	0- 0			
2- 8	0- 0	0- 0	NON-CONFERENCE	0- 0	2- 8	1- 3			
1- 4	0- 0	0- 0	HOME	0- 0	1- 4	1- 1			
0- 4	0- 0	0- 0	AWAY	0- 0	0- 4	0- 2			
1- 0	0- 0	0- 0	NEUTRAL	0- 0	1- 0	0- 0			
1- 10	0- 0	0- 0	CONFERENCE	0- 0	1- 10	0- 5			
1- 4	0- 0	0- 0	HOME	0- 0	1- 4	0- 3			
0- 6	0- 0	0- 0	AWAY	0- 0	0- 6	0- 2			
0- 0	0- 0	0- 0	NEUTRAL	0- 0	0- 0	0- 0			

RPI 1-25				RPI 26-50				RPI 51-100				RPI 101+ Team's RPI: 324			
RPI	S	Opponent	Score	RPI	S	Opponent	Score	RPI	S	Opponent	Score	RPI	S	Opponent	Score
												107	H	Rice	83 88
												140	A	Weber St.	63 77
												140	H	Weber St.	76 75
												161	H	Cal Poly	73 89
												162	A	Idaho	68 83
												171	A	Idaho St.	59 76
												171	H	Idaho St.	55 75
												184	A	CSUN	69 78
												193	N	Boise St.	62 60
												195	A	Eastern Wash.	62 82
												197	A	Denver	73 80
												201	H	UC Santa Barbara	93 96
												222	A	Montana St.	39 81
												222	H	Montana St.	56 78
												225	A	Youngstown St.	67 69
												226	A	Montana	62 70
												226	H	Montana	52 69
												254	A	Hawaii	68 84
												278	H	Grand Canyon	54 72
												281	H	Arizona	84 66
												302	H	Southern Utah	57 60
<hr/>															
LAST 12 Division I GAMES:															
				140	A	Weber St.	63 77					302	H	Southern Utah	57 60
				171	A	Idaho St.	59 76					171	H	Idaho St.	55 75
				226	H	Montana	52 69					140	H	Weber St.	76 75
				222	H	Montana St.	56 78					222	A	Montana St.	39 81
				162	A	Idaho	68 83					226	A	Montana	62 70
				195	A	Eastern Wash.	62 82					184	A	CSUN	69 78

Non-Div I Games: Antelope Valley 104 49

Northern Ariz.

■ Loss,
 ■ Non-Conf,
 ■ S Site,
 ■ Home
 ■ Away
 N Neutral

Average RPI Win: 167

Average RPI Loss: 118

WON-LOST
RECORDWINNING
PCT. RANKLAST 10
GAMESSTRENGTH OF
SCHEDULEOPP. STRENGTH
OF SCHEDULETEAM
RPIADJ.
RPICONF.
RPIADJ CONF.
RPIDIV. I ONLY
DIV. I NON-CONF.16- 6
8- 357
657- 3
1- 032
22211
8332
2332
2319
1519
15

TOTALS

RPI 1-25

RPI 26-50

W-L RECORDS

RPI 51-100

RPI 101-999

RPI 201+

16- 6

2- 0

0- 0

OVERALL

0- 2

14- 4

5- 0

7- 2

1- 0

0- 0

HOME

0- 0

6- 2

2- 0

8- 4

1- 0

0- 0

AWAY

0- 2

7- 2

3- 0

1- 0

0- 0

0- 0

NEUTRAL

0- 0

1- 0

0- 0

8- 3

2- 0

0- 0

NON-CONFERENCE

0- 2

6- 1

1- 0

4- 1

1- 0

0- 0

HOME

0- 0

3- 1

0- 0

3- 2

1- 0

0- 0

AWAY

0- 2

2- 0

1- 0

1- 0

0- 0

0- 0

NEUTRAL

0- 0

1- 0

0- 0

8- 3

0- 0

0- 0

CONFERENCE

0- 0

8- 3

4- 0

3- 1

0- 0

0- 0

HOME

0- 0

3- 1

2- 0

5- 2

0- 0

0- 0

AWAY

0- 0

5- 2

2- 0

0- 0

0- 0

0- 0

NEUTRAL

0- 0

0- 0

0- 0

RPI 1-25

RPI 26-50

Team's RPI: 32

RPI 51-100

RPI 101+

RPI	S	Opponent	Score
24	A	DePaul	94 88
25	H	LSU	58 50

RPI	S	Opponent	Score
-----	---	----------	-------

RPI	S	Opponent	Score
62	A	Qui nni pi ac	49 60
73	A	Fordham	33 48

RPI	S	Opponent	Score
108	N	Liberty	65 57
112	H	Colorado St.	44 55
119	H	BYU	79 74
140	A	Weber St.	73 82
152	H	Paci fi c	80 55
158	A	North Dakota	70 78
162	A	Idaho	78 72
162	H	Idaho	71 79
165	H	San Franci sco	73 60
171	A	Idaho St.	63 57
195	A	Eastern Wash.	70 65
195	H	Eastern Wash.	68 62
197	A	Denver	71 63
222	A	Montana St.	78 63
222	H	Montana St.	82 69
226	A	Montana	64 58
226	H	Montana	68 50
258	A	UMKC	88 73

LAST 12 Division I GAMES:

222	A	Montana St.	78 63	140	A	Weber St.	73 82
226	A	Montana	64 58	226	H	Montana	68 50
195	H	Eastern Wash.	68 62	222	H	Montana St.	82 69
162	H	Idaho	71 79	162	A	Idaho	78 72
158	A	North Dakota	70 78	195	A	Eastern Wash.	70 65
171	A	Idaho St.	63 57	108	N	Liberty	65 57

N
o
r
t
h
e
r
n
C
o
l
o
.N
o
r
t
h
e
r
n
C
o
l
o
.

Non-Div I Games:

Northern Colo.

Loss,
 Non-Conf, S Site,
 H Home
A Away
 N Neutral

Average RPI Win:	215	WON-LOST	WINNING	LAST 10	STRENGTH OF	OPP. STRENGTH	TEAM	ADJ.	CONF.	ADJ CONF.
Average RPI Loss:	83	RECORD	PCT. RANK	GAMES	SCHEDULE	OF SCHEDULE	RPI	RPI	RPI	RPI
DIV. I ONLY	11- 11	171	3- 7	134	118	135	135	7	7	
DIV. I NON-CONF.	8- 3	65	0- 1	300	249	134	134	8	8	

TOTALS	RPI 1-25	RPI 26-50	W-L RECORDS	RPI 51-100	RPI 101-999	RPI 201+				
11- 11	1- 1	0- 2	OVERALL	0- 5	10- 3	6- 1				
5- 3	1- 0	0- 1	HOME	0- 1	4- 1	2- 1				
5- 6	0- 0	0- 0	AWAY	0- 1	5- 0	3- 0				
1- 2	0- 0	0- 0	NEUTRAL	0- 1	1- 1	1- 0				
8- 3	0- 1	0- 0	NON-CONFERENCE	0- 1	8- 1	6- 0				
3- 0	0- 0	0- 0	HOME	0- 0	3- 0	2- 0				
4- 1	0- 1	0- 0	AWAY	0- 0	4- 0	3- 0				
1- 2	0- 0	0- 0	NEUTRAL	0- 1	1- 1	1- 0				
3- 8	1- 0	0- 2	CONFERENCE	0- 4	2- 2	0- 1				
2- 3	1- 0	0- 1	HOME	0- 1	1- 1	0- 1				
1- 5	0- 0	0- 1	AWAY	0- 3	1- 1	0- 0				
0- 0	0- 0	0- 0	NEUTRAL	0- 0	0- 0	0- 0				

RPI 1-25				RPI 26-50				RPI 51-100				RPI 101+ Team's RPI: 135			
RPI	S	Opponent	Score	RPI	S	Opponent	Score	RPI	S	Opponent	Score	RPI	S	Opponent	Score
22	H	Buffalo	86 84	29	H	Central Mich.	78 81	61	A	Toledo	60 63	103	N	Lamar University	80 90
23	A	Iowa	80 105	40	A	Ball St.	72 81	75	N	Albany (NY)	91 97	105	H	Western Ill.	96 94
								76	A	Ohio	75 77	109	A	Western Mich.	83 88
								95	A	Miami (OH)	65 67	133	A	SIUE	86 75
								95	H	Miami (OH)	62 77	139	A	Kent St.	72 62
												139	H	Kent St.	81 79
												209	H	Eastern Mich.	76 83
												248	H	Bradley	76 52
												285	N	Sacramento St.	84 75
												295	H	Loyola Chicago	80 71
												304	A	UTSA	69 55
												345	A	Chicago St.	80 59
												347	A	Eastern Ill.	93 64

LAST 12 Division I GAMES:															
139	A	Kent St.	72 62	61	A	Toledo	60 63	109	A	Western Mich.	83 88				
95	H	Miami (OH)	62 77	22	H	Buffalo	86 84	139	H	Kent St.	81 79				
40	A	Ball St.	72 81	95	A	Miami (OH)	65 67	75	N	Albany (NY)	91 97				
76	A	Ohio	75 77												
209	H	Eastern Mich.	76 83												
29	H	Central Mich.	78 81												

Non-Div I Games:

Northern Ill.

Average RPI Win:	179	WON-LOST	WINNING	LAST 10	STRENGTH OF	OPP. STRENGTH	TEAM	ADJ.	CONF.	ADJ CONF.
Average RPI Loss:	154	RECORD	PCT. RANK	GAMES	SCHEDULE	OF SCHEDULE	RPI	RPI	RPI	RPI
DIV. I ONLY	5- 17	305	3- 7	75	227	238	238	11	11	
DIV. I NON-CONF.	1- 9	318	0- 0	186	301	306	306	13	13	

TOTALS	RPI 1-25	RPI 26-50	W-L RECORDS	RPI 51-100	RPI 101-999	RPI 201+				
5- 17	1- 1	0- 0	OVERALL	0- 3	4- 13	2- 6				
2- 8	1- 0	0- 0	HOME	0- 3	1- 5	1- 1				
3- 8	0- 1	0- 0	AWAY	0- 0	3- 7	1- 5				
0- 1	0- 0	0- 0	NEUTRAL	0- 0	0- 1	0- 0				
1- 9	0- 0	0- 0	NON-CONFERENCE	0- 1	1- 8	0- 4				
0- 4	0- 0	0- 0	HOME	0- 1	0- 3	0- 1				
1- 4	0- 0	0- 0	AWAY	0- 0	1- 4	0- 3				
0- 1	0- 0	0- 0	NEUTRAL	0- 0	0- 1	0- 0				
4- 8	1- 1	0- 0	CONFERENCE	0- 2	3- 5	2- 2				
2- 4	1- 0	0- 0	HOME	0- 2	1- 2	1- 0				
2- 4	0- 1	0- 0	AWAY	0- 0	2- 3	1- 2				
0- 0	0- 0	0- 0	NEUTRAL	0- 0	0- 0	0- 0				

RPI 1-25				RPI 26-50				RPI 51-100				RPI 101+ Team's RPI: 238			
RPI	S	Opponent	Score	RPI	S	Opponent	Score	RPI	S	Opponent	Score	RPI	S	Opponent	Score
13	A	Green Bay	41 58					64	H	IUPUI	35 71	110	N	Jacksonville	49 61
13	H	Green Bay	62 54					70	H	Indiana	56 67	115	A	Milwaukee	60 57
								93	H	Wright St.	63 68	115	H	Milwaukee	49 52
												124	A	Cleveland St.	49 72
												124	H	Cleveland St.	65 70
												139	H	Kent St.	54 59
												144	A	ETSU	57 45
												148	H	Robert Morris	50 59
												157	A	Stetson	56 67
												204	A	Oakland	53 79
												225	A	Youngstown St.	51 54
												227	H	Austin Peay	52 53
												239	A	North Florida	50 58
												266	A	Illinois St.	37 49
												306	A	Murray St.	87 98
												309	A	Detroit Mercy	78 67
												314	H	Ill.-Chicago	61 53

LAST 12 Division I GAMES:															
115	A	Milwaukee	60 57	124	H	Cleveland St.	65 70								
13	A	Green Bay	41 58	93	H	Wright St.	63 68								
124	A	Cleveland St.	49 72	204	A	Oakland	53 79								
225	A	Youngstown St.	51 54	309	A	Detroit Mercy	78 67								
314	H	Ill.-Chicago	61 53	13	H	Green Bay	62 54								
64	H	IUPUI	35 71	115	H	Milwaukee	49 52								

Non-Div I Games: Oakland City 103 25

Northern Ky.

Average RPI Win:	231	WON-LOST	WINNING	LAST 10	STRENGTH OF	OPP. STRENGTH	TEAM	ADJ.	CONF.	ADJ CONF.
Average RPI Loss:	69	RECORD	PCT. RANK	GAMES	SCHEDULE	OF SCHEDULE	RPI	RPI	RPI	RPI
DIV. I ONLY	9- 15	245	2- 8	107	74	191	191	3	3	
DIV. I NON-CONF.	7- 7	170	1- 1	177	143	185	185	4	4	

TOTALS	RPI 1-25	RPI 26-50	W-L RECORDS	RPI 51-100	RPI 101-999	RPI 201+				
9- 15	0- 3	0- 3	OVERALL	0- 5	9- 4	6- 0				
5- 7	0- 3	0- 1	HOME	0- 2	5- 1	4- 0				
3- 6	0- 0	0- 0	AWAY	0- 1	3- 0	2- 0				
1- 2	0- 0	0- 0	NEUTRAL	0- 1	1- 1	0- 0				
7- 7	0- 2	0- 1	NON-CONFERENCE	0- 1	7- 3	6- 0				
4- 3	0- 2	0- 0	HOME	0- 0	4- 1	4- 0				
2- 2	0- 0	0- 1	AWAY	0- 0	2- 1	2- 0				
1- 2	0- 0	0- 0	NEUTRAL	0- 1	1- 1	0- 0				
2- 8	0- 1	0- 2	CONFERENCE	0- 4	2- 1	0- 0				
1- 4	0- 1	0- 1	HOME	0- 2	1- 0	0- 0				
1- 4	0- 0	0- 1	AWAY	0- 2	1- 1	0- 0				
0- 0	0- 0	0- 0	NEUTRAL	0- 0	0- 0	0- 0				

RPI 1-25				RPI 26-50				RPI 51-100				RPI 101+				Team's RPI: 191
RPI	S	Opponent	Score	RPI	S	Opponent	Score	RPI	S	Opponent	Score	RPI	S	Opponent	Score	
13	H	Green Bay	57 63	34	H	Michigan	59 80	52	H	Minnesota	63 90	104	N	Auburn	49 48	
18	H	Maryland	65 68	35	A	Purdue	60 63	56	H	Nebraska	59 69	115	H	Milwaukee	57 66	
24	H	DePaul	63 92	38	A	Syracuse	74 81	60	A	Michigan St.	51 81	116	A	Missouri St.	59 90	
								70	A	Indiana	73 78	125	N	Georgetown	54 55	
								92	N	Chattanooga	44 61	186	A	Wisconsin	46 58	
												186	H	Wisconsin	69 60	
												200	A	Illinois	74 59	
												204	H	Oakland	88 70	
												210	H	Stony Brook	68 36	
												211	A	UT Martin	71 63	
												274	H	Santa Clara	57 47	
												345	A	Chicago St.	63 36	
												347	H	Eastern Ill.	74 40	

LAST 12 Division I GAMES:																
				70	A	Indiana	73 78	56	H	Nebraska	59 69					
				34	H	Michigan	59 80	60	A	Michigan St.	51 81					
				18	H	Maryland	65 68	200	A	Illinois	74 59					
				186	A	Wisconsin	46 58	52	H	Minnesota	63 90					
				35	A	Purdue	60 63	347	H	Eastern Ill.	74 40					
				186	H	Wisconsin	69 60	13	H	Green Bay	57 63					

Non-Div I Games:

Northwestern

Average RPI Win:	295	WON-LOST	WINNING	LAST 10	STRENGTH OF	OPP. STRENGTH	TEAM	ADJ.	CONF.	ADJ CONF.
Average RPI Loss:	178	RECORD	PCT. RANK	GAMES	SCHEDULE	OF SCHEDULE	RPI	RPI	RPI	RPI
DIV. I ONLY	3- 15	317	2- 8	229	290	325	325	25	25	
DIV. I NON-CONF.	1- 6	306	0- 0	92	104	233	233	25	25	

TOTALS	RPI 1-25	RPI 26-50	W-L RECORDS	RPI 51-100	RPI 101-999	RPI 201+				
3- 15	0- 1	0- 0	OVERALL	0- 2	3- 12	3- 8				
2- 6	0- 0	0- 0	HOME	0- 0	2- 6	2- 3				
1- 8	0- 0	0- 0	AWAY	0- 0	1- 1	1- 0				
0- 1	0- 0	0- 0	NEUTRAL	0- 0	0- 1	0- 1				
1- 6	0- 1	0- 0	NON-CONFERENCE	0- 2	1- 3	1- 1				
0- 1	0- 0	0- 0	HOME	0- 0	0- 1	0- 0				
1- 4	0- 1	0- 0	AWAY	0- 2	1- 1	1- 0				
0- 1	0- 0	0- 0	NEUTRAL	0- 0	0- 1	0- 1				
2- 9	0- 0	0- 0	CONFERENCE	0- 0	2- 9	2- 7				
2- 5	0- 0	0- 0	HOME	0- 0	2- 5	2- 3				
0- 4	0- 0	0- 0	AWAY	0- 0	0- 4	0- 4				
0- 0	0- 0	0- 0	NEUTRAL	0- 0	0- 0	0- 0				

RPI 1-25				RPI 26-50				RPI 51-100				RPI 101+ Team's RPI: 325			
RPI	S	Opponent	Score	RPI	S	Opponent	Score	RPI	S	Opponent	Score	RPI	S	Opponent	Score
10	A	Texas	44 68					54	A	TCU	51 89	120	H	Central Ark.	53 61
								55	A	Oklahoma St.	44 78	121	A	Ole Miss	44 75
												127	H	SFA	62 70
												164	H	Southern Miss.	59 71
												203	A	Abilene Christian	41 80
												223	A	New Orleans	63 81
												223	H	New Orleans	52 47
												247	N	Texas Southern	43 56
												256	H	A&M-Corpus Christi	56 62
												257	H	Nicholls St.	63 79
												273	A	McNeese	67 72
												273	H	McNeese	44 60
												284	A	Southeastern La.	65 71
												330	H	Sam Houston St.	63 60
												333	A	La.-Monroe	70 48
LAST 12 Division I GAMES:															
273	H	McNeese	44 60	203	A	Abilene Christian	41 80								
223	H	New Orleans	52 47	127	H	SFA	62 70								
120	H	Central Ark.	53 61	256	H	A&M-Corpus Christi	56 62								
223	A	New Orleans	63 81	273	A	McNeese	67 72								
284	A	Southeastern La.	65 71	257	H	Nicholls St.	63 79								
330	H	Sam Houston St.	63 60	54	A	TCU	51 89								

Non-Div I Games: LeTourneau 82 39 LSU-Shreveport 62 42 LSU-Alexandria 85 55 Central Baptist 87 22 Northwestern St.

Average RPI	Win:	76	WON-LOST	WINNING	LAST 10	STRENGTH OF	OPP. STRENGTH	TEAM	ADJ.	CONF.	ADJ CONF.
Average RPI	Loss:	3	RECORD	PCT. RANK	GAMES	SCHEDULE	OF SCHEDULE	RPI	RPI	RPI	RPI
DIV. I ONLY		22- 2	5	9- 1	2	5	2	2	1	1	
DIV. I NON-CONF.		12- 1	6	1- 0	2	10	2	2	1	1	

TOTALS	RPI 1-25		RPI 26-50		W-L RECORDS	RPI 51-100		RPI 101-999		RPI 201+	
22- 2	5- 2		7- 0		OVERALL	4- 0		6- 0		1- 0	
10- 0	2- 0		3- 0		HOME	2- 0		3- 0		1- 0	
9- 2	2- 2		3- 0		AWAY	2- 0		2- 0		0- 0	
3- 0	1- 0		1- 0		NEUTRAL	0- 0		1- 0		0- 0	
12- 1	3- 1		5- 0		NON-CONFERENCE	2- 0		2- 0		1- 0	
5- 0	2- 0		1- 0		HOME	1- 0		1- 0		1- 0	
4- 1	0- 1		3- 0		AWAY	1- 0		0- 0		0- 0	
3- 0	1- 0		1- 0		NEUTRAL	0- 0		1- 0		0- 0	
10- 1	2- 1		2- 0		CONFERENCE	2- 0		4- 0		0- 0	
5- 0	0- 0		2- 0		HOME	1- 0		2- 0		0- 0	
5- 1	2- 1		0- 0		AWAY	1- 0		2- 0		0- 0	
0- 0	0- 0		0- 0		NEUTRAL	0- 0		0- 0		0- 0	

RPI	S	Opponent	Score	RPI	S	Opponent	Score	RPI	S	Opponent	Score	RPI	S	Opponent	Score
1	A	UConn	71 80	27	N	South Fla.	76 66	60	H	Michigan St.	90 59	102	A	Wake Forest	96 73
4	A	Louisville	67 100	31	H	Marquette	91 85	65	A	Georgia Tech	77 54	144	N	ETSU	77 46
6	A	Florida St.	100 69	34	A	Michigan	83 63	90	A	Penn	66 54	146	A	Pittsburgh	87 53
11	H	Tennessee	84 70	38	H	Syracuse	87 72	91	H	North Carolina	94 62	149	H	Clemson	90 37
19	A	Duke	72 54	46	A	Western Ky.	78 65					196	H	Boston College	89 60
21	N	South Carolina	92 85	49	A	Oregon St.	72 67					283	H	Mt. St. Mary's	121 65
24	H	DePaul	91 82	50	H	Miami (FL)	83 76								

LAST 12 Division I GAMES:															
19	A	Duke	72 54	196	H	Boston College	89 60	4	A	Louisville	67 100				
91	H	North Carolina	94 62	65	A	Georgia Tech	77 54	50	H	Miami (FL)	83 76				
6	A	Florida St.	100 69	102	A	Wake Forest	96 73	38	H	Syracuse	87 72				
146	A	Pittsburgh	87 53												
149	H	Clemson	90 37												
11	H	Tennessee	84 70												

Non-Div I Games:

Notre Dame

Oakland		Average RPI Win: 279	WON-LOST RECORD	WINNING PCT. RANK	LAST 10 GAMES	STRENGTH OF SCHEDULE	OPP. STRENGTH OF SCHEDULE	TEAM RPI	ADJ. RPI	CONF. RPI	ADJ CONF. RPI
Average RPI Loss: 97											
DIV. I ONLY	10- 11	194	4- 6	203	178	204	204	11	11		
DIV. I NON-CONF.	6- 4	122	1- 0	273	219	152	152	13	13		

TOTALS	RPI 1-25	RPI 26-50	W-L RECORDS	RPI 51-100	RPI 101-999	RPI 201+					
10- 11	0- 1	0- 2	OVERALL	0- 3	10- 5	10- 1					
4- 6	0- 1	0- 1	HOME	0- 1	4- 3	4- 1					
4- 5	0- 0	0- 1	AWAY	0- 2	4- 2	4- 0					
2- 0	0- 0	0- 0	NEUTRAL	0- 0	2- 0	2- 0					
6- 4	0- 0	0- 2	NON-CONFERENCE	0- 1	6- 1	6- 0					
2- 1	0- 0	0- 1	HOME	0- 0	2- 0	2- 0					
2- 3	0- 0	0- 1	AWAY	0- 1	2- 1	2- 0					
2- 0	0- 0	0- 0	NEUTRAL	0- 0	2- 0	2- 0					
4- 7	0- 1	0- 0	CONFERENCE	0- 2	4- 4	4- 1					
2- 5	0- 1	0- 0	HOME	0- 1	2- 3	2- 1					
2- 2	0- 0	0- 0	AWAY	0- 1	2- 1	2- 0					
0- 0	0- 0	0- 0	NEUTRAL	0- 0	0- 0	0- 0					

RPI 1-25				RPI 26-50				RPI 51-100				RPI 101+ Team's RPI: 204			
RPI	S	Opponent	Score	RPI	S	Opponent	Score	RPI	S	Opponent	Score	RPI	S	Opponent	Score
13	H	Green Bay	48 81	29	H	Central Mich.	85 103	60	A	Michigan St.	63 95	115	H	Milwaukee	62 74
				34	A	Michigan	69 78	64	A	IUPUI	64 80	124	A	Cleveland St.	62 70
								93	H	Wright St.	57 77	124	H	Cleveland St.	66 86
												191	A	Northwestern	70 88
												225	A	Youngstown St.	58 48
												225	H	Youngstown St.	76 86
												229	H	Niagara	67 59
												238	H	Northern Ky.	79 53
												266	H	Illinois St.	64 43
												270	A	Cornell	79 77
												293	A	Canisius	83 48
												309	H	Detroit Mercy	83 50
												311	N	Old Dominion	80 59
												314	A	Ill.-Chicago	67 63
												337	N	Ark.-Pine Bluff	69 37

LAST 12 Division I GAMES:															
124	H	Cleveland St.	66 86	314	A	Ill.-Chicago	67 63								
225	H	Youngstown St.	76 86	238	H	Northern Ky.	79 53								
309	H	Detroit Mercy	83 50	93	H	Wright St.	57 77								
13	H	Green Bay	48 81	225	A	Youngstown St.	58 48								
115	H	Milwaukee	62 74	124	A	Cleveland St.	62 70								
64	A	IUPUI	64 80	337	N	Ark.-Pine Bluff	69 37								

Non-Div I Games: Mich.-Dearborn 104 44

Oakland

Average RPI Win:	163	WON-LOST	WINNING	LAST 10	STRENGTH OF	OPP. STRENGTH	TEAM	ADJ.	CONF.	ADJ CONF.
Average RPI Loss:	72	RECORD	PCT. RANK	GAMES	SCHEDULE	OF SCHEDULE	RPI	RPI	RPI	RPI
DIV. I ONLY	11- 9	144	6- 4	26	97	76	76	7	7	
DIV. I NON-CONF.	5- 5	170	1- 1	60	195	108	108	8	8	

TOTALS	RPI 1-25	RPI 26-50	W-L RECORDS	RPI 51-100	RPI 101-999	RPI 201+				
11- 9	0- 1	2- 3	OVERALL	1- 3	8- 2	4- 0				
6- 3	0- 1	1- 1	HOME	1- 1	4- 0	2- 0				
5- 4	0- 0	1- 0	AWAY	0- 1	4- 0	2- 0				
0- 2	0- 0	0- 1	NEUTRAL	0- 0	0- 1	0- 0				
5- 5	0- 0	1- 2	NON-CONFERENCE	0- 1	4- 2	3- 0				
2- 2	0- 0	0- 1	HOME	0- 1	2- 0	1- 0				
3- 1	0- 0	1- 0	AWAY	0- 0	2- 1	2- 0				
0- 2	0- 0	0- 1	NEUTRAL	0- 0	0- 1	0- 0				
6- 4	0- 1	1- 1	CONFERENCE	1- 2	4- 0	1- 0				
4- 1	0- 1	1- 0	HOME	1- 0	2- 0	1- 0				
2- 3	0- 0	0- 1	AWAY	0- 2	2- 0	0- 0				
0- 0	0- 0	0- 0	NEUTRAL	0- 0	0- 0	0- 0				

RPI	S	Opponent	Score	RPI	S	Opponent	Score	RPI	S	Opponent	Score	RPI	S	Opponent	Score
22	H	Buffalo	63 67	28	N	Virginia	59 77	61	A	Toledo	57 75	109	A	Western Mich.	69 54
				29	A	Central Mich.	58 82	61	H	Toledo	78 61	124	A	Cleveland St.	64 71
				34	H	Michigan	61 74	64	H	IUPUI	52 76	135	H	Northern Ill.	77 75
				35	A	Purdue	77 71	95	A	Miami (OH)	55 64	150	H	High Point	64 61
				40	H	Ball St.	80 76					181	A	Bowling Green	70 63
												188	N	Furman	68 70
												217	H	Akron	70 67
												224	H	N.C. A&T	72 65
												310	A	Eastern Ky.	69 57
												331	A	Marshall	54 52

Team's RPI: 76															
LAST 12 Division I GAMES:															
				40	H	Ball St.	80 76	61	A	Toledo	57 75				
				95	A	Miami (OH)	55 64	217	H	Akron	70 67				
				135	H	Northern Ill.	77 75	29	A	Central Mich.	58 82				
				181	A	Bowling Green	70 63	61	H	Toledo	78 61				
				22	H	Buffalo	63 67	224	H	N.C. A&T	72 65				
				109	A	Western Mich.	69 54	28	N	Virginia	59 77				

Non-Div I Games: Notre Dame (OH) 93 37

Ohio

Average RPI Win:	92	WON-LOST	WINNING	LAST 10	STRENGTH OF	OPP. STRENGTH	TEAM	ADJ.	CONF.	ADJ CONF.
Average RPI Loss:	20	RECORD	PCT. RANK	GAMES	SCHEDULE	OF SCHEDULE	RPI	RPI	RPI	RPI
DIV. I ONLY	19- 5	29	7- 3	5	6	5	5	3	3	
DIV. I NON-CONF.	11- 2	22	1- 0	8	4	6	6	4	4	

TOTALS	RPI 1-25	RPI 26-50	W-L RECORDS	RPI 51-100	RPI 101-999	RPI 201+				
19- 5	2- 4	2- 1	OVERALL	8- 0	7- 0	0- 0				
10- 2	1- 1	0- 1	HOME	6- 0	3- 0	0- 0				
6- 3	0- 3	1- 0	AWAY	2- 0	3- 0	0- 0				
3- 0	1- 0	1- 0	NEUTRAL	0- 0	1- 0	0- 0				
11- 2	2- 2	1- 0	NON-CONFERENCE	2- 0	6- 0	0- 0				
6- 1	1- 1	0- 0	HOME	2- 0	3- 0	0- 0				
2- 1	0- 1	0- 0	AWAY	0- 0	2- 0	0- 0				
3- 0	1- 0	1- 0	NEUTRAL	0- 0	1- 0	0- 0				
8- 3	0- 2	1- 1	CONFERENCE	6- 0	1- 0	0- 0				
4- 1	0- 0	0- 1	HOME	4- 0	0- 0	0- 0				
4- 2	0- 2	1- 0	AWAY	2- 0	1- 0	0- 0				
0- 0	0- 0	0- 0	NEUTRAL	0- 0	0- 0	0- 0				

RPI	S	Opponent	Score	RPI	S	Opponent	Score	RPI	S	Opponent	Score	RPI	S	Opponent	Score
4	H	Louisville	90 95	34	A	Michigan	78 71	52	H	Minnesota	91 75	113	H	Dartmouth	103 70
12	H	Stanford	85 64	34	H	Michigan	75 84	56	A	Nebraska	73 61	142	A	Cincinnati	87 76
12	N	Stanford	94 82	36	N	FGCU	104 62	60	H	Michigan St.	78 62	162	H	Idaho	99 56
18	A	Maryland	69 99					62	H	Quinnipiac	95 63	170	H	Washington	85 76
19	A	Duke	60 69					70	A	Indiana	77 62	172	A	Florida	103 77
23	A	Iowa	89 103					70	H	Indiana	85 70	178	N	Memphis	100 69
								77	H	Maine	83 70	186	A	Wisconsin	68 55
								81	H	Penn St.	94 64				
LAST 12 Division I GAMES:															
186	A	Wisconsin	68 55	70	A	Indiana	77 62								
81	H	Penn St.	94 64	34	A	Michigan	78 71								
60	H	Michigan St.	78 62	52	H	Minnesota	91 75								
23	A	Iowa	89 103	70	H	Indiana	85 70								
18	A	Maryland	69 99	56	A	Nebraska	73 61								
34	H	Michigan	75 84	142	A	Cincinnati	87 76								

Non-Div I Games:

Ohio St.

Oklahoma				Through Games Of Feb. 5, 2018							
Average RPI Win: 105		WON-LOST RECORD	WINNING PCT. RANK	LAST 10 GAMES	STRENGTH OF SCHEDULE	OPP. STRENGTH OF SCHEDULE	TEAM RPI	ADJ. RPI	CONF. RPI	ADJ CONF. RPI	
Average RPI Loss: 47											
DIV. I ONLY		12- 12	171	5- 5	1	26	30	30	4	4	
DIV. I NON-CONF.		5- 6	187	0- 0	3	19	37	37	5	5	

TOTALS		RPI 1-25	RPI 26-50		W-L RECORDS		RPI 51-100	RPI 101-999	RPI 201+		
12- 12		0- 6	1- 1		OVERALL		6- 3	5- 2	2- 0		
8- 4		0- 2	1- 0		HOME		5- 1	2- 1	1- 0		
4- 7		0- 3	0- 1		AWAY		1- 2	3- 1	1- 0		
0- 1		0- 1	0- 0		NEUTRAL		0- 0	0- 0	0- 0		
5- 6		0- 3	1- 1		NON-CONFERENCE		2- 0	2- 2	1- 0		
4- 1		0- 0	1- 0		HOME		2- 0	1- 1	1- 0		
1- 4		0- 2	0- 1		AWAY		0- 0	1- 1	0- 0		
0- 1		0- 1	0- 0		NEUTRAL		0- 0	0- 0	0- 0		
7- 6		0- 3	0- 0		CONFERENCE		4- 3	3- 0	1- 0		
4- 3		0- 2	0- 0		HOME		3- 1	1- 0	0- 0		
3- 3		0- 1	0- 0		AWAY		1- 2	2- 0	1- 0		
0- 0		0- 0	0- 0		NEUTRAL		0- 0	0- 0	0- 0		

RPI 1-25				RPI 26-50				RPI 51-100				RPI 101+			
RPI	S	Opponent	Score	RPI	S	Opponent	Score	RPI	S	Opponent	Score	RPI	S	Opponent	Score
1	N	UConn	64 88	27	H	South Fla.	79 74	53	H	West Virginia	76 57	112	A	Colorado St.	78 46
7	A	Oregon	74 92	41	A	South Dakota St.	61 67	54	A	TCU	58 62	117	A	Iowa St.	74 69
9	A	Baylor	65 74					54	H	TCU	84 71	126	A	Little Rock	56 68
9	H	Baylor	52 74					55	A	Oklahoma St.	82 96	138	H	Kansas	97 64
10	H	Texas	78 88					55	H	Oklahoma St.	67 70	172	H	Florida	61 80
24	A	DePaul	108 111					68	H	Belmont	96 73	214	H	SMU	87 75
								80	H	New Mexico	105 63	221	A	Texas Tech	73 52
								89	A	Kansas St.	76 71				
								89	H	Kansas St.	68 49				
LAST 12 Division I GAMES:															
	9	A	Baylor	65 74		89	A	Kansas St.	76 71		9	H	Baylor	52 74	
	53	H	West Virginia	76 57		221	A	Texas Tech	73 52		55	A	Oklahoma St.	82 96	
	89	H	Kansas St.	68 49		54	H	TCU	84 71		54	H	TCU	84 71	
	54	A	TCU	58 62		117	A	Iowa St.	74 69						
	138	H	Kansas	97 64											
	55	H	Oklahoma St.	67 70											

Non-Div I Games:

Oklahoma

Average RPI	Win:	172	WON-LOST	WINNING	LAST 10	STRENGTH OF	OPP. STRENGTH	TEAM	ADJ.	CONF.	ADJ CONF.
Average RPI	Loss:	40	RECORD	PCT. RANK	GAMES	SCHEDULE	OF SCHEDULE	RPI	RPI	RPI	RPI
DIV. I ONLY		16- 6		57	6- 4	98	18	55	55	4	4
DIV. I NON-CONF.		9- 2		34	1- 0	172	87	62	62	5	5

TOTALS	RPI 1-25		RPI 26-50		W-L RECORDS		RPI 51-100		RPI 101-999		RPI 201+
16- 6	1- 4		2- 0		OVERALL		3- 1		10- 1		7- 0
13- 1	1- 0		1- 0		HOME		2- 0		9- 1		6- 0
2- 4	0- 3		1- 0		AWAY		0- 1		1- 0		1- 0
1- 1	0- 1		0- 0		NEUTRAL		1- 0		0- 0		0- 0
9- 2	1- 2		0- 0		NON-CONFERENCE		1- 0		7- 0		5- 0
8- 0	1- 0		0- 0		HOME		0- 0		7- 0		5- 0
0- 1	0- 1		0- 0		AWAY		0- 0		0- 0		0- 0
1- 1	0- 1		0- 0		NEUTRAL		1- 0		0- 0		0- 0
7- 4	0- 2		2- 0		CONFERENCE		2- 1		3- 1		2- 0
5- 1	0- 0		1- 0		HOME		2- 0		2- 1		1- 0
2- 3	0- 2		1- 0		AWAY		0- 1		1- 0		1- 0
0- 0	0- 0		0- 0		NEUTRAL		0- 0		0- 0		0- 0

RPI 1-25				RPI 26-50				RPI 51-100				Team's RPI: 55	RPI 101+			
RPI	S	Opponent	Score	RPI	S	Opponent	Score	RPI	S	Opponent	Score		RPI	S	Opponent	Score
3	A	Mississippi St.	76 79	30	A	Oklahoma	70 67	53	H	West Virginia	79 73		117	H	Iowa St.	69 78
8	H	UCLA	87 72	30	H	Oklahoma	96 82	71	N	South Dakota	76 68		138	H	Kansas	92 63
9	A	Baylor	64 77					89	A	Kansas St.	64 80		156	H	Wichita St.	91 67
10	A	Texas	79 84					89	H	Kansas St.	76 68		167	H	Southern U.	94 66
11	N	Tennessee	69 79										221	A	Texas Tech	98 57
													221	H	Texas Tech	80 62
													296	H	USC Upstate	108 71
													300	H	Incarinate Word	86 35
													321	H	UTRGV	80 38
													325	H	Northwestern St.	78 44
													333	H	La. -Monroe	112 58

LAST 12 Division I GAMES:																
138	H	Kansas	92 63	89	A	Kansas St.	64 80									
9	A	Baylor	64 77	30	H	Oklahoma	96 82									
221	H	Texas Tech	80 62	10	A	Texas	79 84									
117	H	Iowa St.	69 78	89	H	Kansas St.	76 68									
30	A	Oklahoma	70 67	221	A	Texas Tech	98 57									
53	H	West Virginia	79 73	333	H	La. -Monroe	112 58									

Non-Div I Games:

Oklahoma St.

Average RPI Win:	311	WON-LOST	WINNING	LAST 10	STRENGTH OF	OPP. STRENGTH	TEAM	ADJ.	CONF.	ADJ CONF.
Average RPI Loss:	158	RECORD	PCT. RANK	GAMES	SCHEDULE	OF SCHEDULE	RPI	RPI	RPI	RPI
DIV. I ONLY	5- 18	309	3- 7	191	249	311	311	18	18	
DIV. I NON-CONF.	2- 12	306	1- 2	135	264	299	299	19	19	

TOTALS	RPI 1-25	RPI 26-50	W-L RECORDS	RPI 51-100	RPI 101-999	RPI 201+				
5- 18	0- 2	0- 0	OVERALL	0- 2	5- 14	5- 6				
5- 7	0- 2	0- 0	HOME	0- 1	5- 4	5- 1				
0- 8	0- 0	0- 0	AWAY	0- 1	0- 7	0- 3				
0- 3	0- 0	0- 0	NEUTRAL	0- 0	0- 3	0- 2				
2- 12	0- 2	0- 0	NON-CONFERENCE	0- 1	2- 9	2- 4				
2- 5	0- 2	0- 0	HOME	0- 0	2- 3	2- 1				
0- 4	0- 0	0- 0	AWAY	0- 1	0- 3	0- 1				
0- 3	0- 0	0- 0	NEUTRAL	0- 0	0- 3	0- 2				
3- 6	0- 0	0- 0	CONFERENCE	0- 1	3- 5	3- 2				
3- 2	0- 0	0- 0	HOME	0- 1	3- 1	3- 0				
0- 4	0- 0	0- 0	AWAY	0- 0	0- 4	0- 2				
0- 0	0- 0	0- 0	NEUTRAL	0- 0	0- 0	0- 0				

RPI 1-25				RPI 26-50				RPI 51-100				RPI 101+ Team's RPI: 311			
RPI	S	Opponent	Score	RPI	S	Opponent	Score	RPI	S	Opponent	Score	RPI	S	Opponent	Score
17	H	NC State	56 73					74	H	UAB	61 74	107	A	Rice	45 53
19	H	Duke	51 84					96	A	George Mason	53 66	108	H	Liberty	55 63
												129	N	Saint Francis (PA)	68 79
												137	A	William & Mary	58 75
												142	H	Cincinnati	33 54
												176	H	Charlotte	60 63
												179	A	Hampton	42 50
												192	A	Louisiana Tech	45 59
												203	N	Abilene Christian	60 74
												204	N	Oakland	59 80
												207	H	Richmond	45 54
												251	A	North Texas	46 63
												292	H	FIU	68 60
												299	A	VCU	39 68
												303	H	Coppin St.	75 67
												304	A	UTSA	56 64
												304	H	UTSA	69 63
												323	H	South Carolina St.	52 35
												331	H	Marshall	69 53

LAST 12 Division I GAMES:															
292	H	FIU	68 60	304	A	UTSA	56 64								
107	A	Rice	45 53	251	A	North Texas	46 63								
192	A	Louisiana Tech	45 59	176	H	Charlotte	60 63								
304	H	UTSA	69 63	74	H	UAB	61 74								
331	H	Marshall	69 53	323	H	South Carolina St.	52 35								
179	A	Hampton	42 50	203	N	Abilene Christian	60 74								

Non-Div I Games:

Old Dominion

■ Loss,
 ■ Non-Conf,
 ■ S Site,
 ■ H Home
 ■ A Away
 N Neutral

Ole Miss		Average RPI Win: 213	WON-LOST RECORD	WINNING PCT. RANK	LAST 10 GAMES	STRENGTH OF SCHEDULE	OPP. STRENGTH OF SCHEDULE	TEAM RPI	ADJ. RPI	CONF. RPI	ADJ CONF. RPI
Average RPI Loss: 59											
DIV. I ONLY	11- 12	187	1- 9	42	77	121	121	2	2		
DIV. I NON-CONF.	10- 3	51	1- 1	174	261	79	79	2	2		

TOTALS	RPI 1-25	RPI 26-50	W-L RECORDS	RPI 51-100	RPI 101-999	RPI 201+					
11- 12	0- 7	0- 0	OVERALL	0- 2	11- 3	5- 0					
9- 4	0- 3	0- 0	HOME	0- 0	9- 1	4- 0					
1- 7	0- 0	0- 0	AWAY	0- 0	1- 0	0- 0					
1- 1	0- 0	0- 0	NEUTRAL	0- 1	1- 0	1- 0					
10- 3	0- 1	0- 0	NON-CONFERENCE	0- 1	10- 1	5- 0					
8- 0	0- 0	0- 0	HOME	0- 0	8- 0	4- 0					
1- 2	0- 1	0- 0	AWAY	0- 0	1- 1	0- 0					
1- 1	0- 0	0- 0	NEUTRAL	0- 1	1- 0	1- 0					
1- 9	0- 6	0- 0	CONFERENCE	0- 1	1- 2	0- 0					
1- 4	0- 3	0- 0	HOME	0- 0	1- 1	0- 0					
0- 5	0- 3	0- 0	AWAY	0- 1	0- 1	0- 0					
0- 0	0- 0	0- 0	NEUTRAL	0- 0	0- 0	0- 0					

RPI 1-25				RPI 26-50				RPI 51-100				RPI 101+ Team's RPI: 121			
RPI	S	Opponent	Score	RPI	S	Opponent	Score	RPI	S	Opponent	Score	RPI	S	Opponent	Score
3	A	Mississippi St.	45 76					87	A	Arkansas	72 73	101	H	South Ala.	66 59
3	H	Mississippi St.	49 69					88	N	Saint Louis	64 79	123	H	Vanderbilt	72 75
7	A	Oregon	46 90									131	H	Middle Tenn.	65 56
11	A	Tennessee	66 75									155	A	Portland St.	79 94
16	H	Missouri	48 67									164	H	Southern Miss.	68 59
20	A	Georgia	45 69									172	A	Florida	60 61
21	H	South Carolina	62 88									172	H	Florida	78 75
												174	A	Temple	64 48
												194	H	Troy	96 93
												212	H	Arkansas St.	74 48
												247	H	Texas Southern	73 58
												294	H	Kennesaw St.	92 63
												325	H	Northwestern St.	75 44
												328	N	Delaware St.	110 58

LAST 12 Division I GAMES:															
20	A	Georgia	45 69	3	A	Mississippi St.	45 76								
123	H	Vanderbilt	72 75	172	H	Florida	78 75								
3	H	Mississippi St.	49 69	21	H	South Carolina	62 88								
11	A	Tennessee	66 75	87	A	Arkansas	72 73								
172	A	Florida	60 61	247	H	Texas Southern	73 58								
16	H	Missouri	48 67	155	A	Portland St.	79 94								

Non-Div I Games:

Ole Miss

Average RPI Win:	248	WON-LOST	WINNING	LAST 10	STRENGTH OF	OPP. STRENGTH	TEAM	ADJ.	CONF.	ADJ CONF.
Average RPI Loss:	145	RECORD	PCT. RANK	GAMES	SCHEDULE	OF SCHEDULE	RPI	RPI	RPI	RPI
DIV. I ONLY	7- 11	239	2- 7	180	231	233	233	14	14	
DIV. I NON-CONF.	6- 4	122	1- 2	275	299	159	159	17	17	
<hr/>										
TOTALS	RPI 1-25	RPI 26-50	W-L RECORDS	RPI 51-100	RPI 101-999	RPI 201+				
7- 11	0- 0	0- 3	OVERALL	0- 2	7- 6	5- 4				
4- 5	0- 0	0- 2	HOME	0- 0	4- 3	3- 1				
3- 6	0- 0	0- 1	AWAY	0- 2	3- 3	2- 3				
0- 0	0- 0	0- 0	NEUTRAL	0- 0	0- 0	0- 0				
6- 4	0- 0	0- 1	NON-CONFERENCE	0- 1	6- 2	4- 2				
3- 1	0- 0	0- 1	HOME	0- 0	3- 0	2- 0				
3- 3	0- 0	0- 0	AWAY	0- 1	3- 2	2- 2				
0- 0	0- 0	0- 0	NEUTRAL	0- 0	0- 0	0- 0				
1- 7	0- 0	0- 2	CONFERENCE	0- 1	1- 4	1- 2				
1- 4	0- 0	0- 1	HOME	0- 0	1- 3	1- 1				
0- 3	0- 0	0- 1	AWAY	0- 1	0- 1	0- 1				
0- 0	0- 0	0- 0	NEUTRAL	0- 0	0- 0	0- 0				

RPI	S	Opponent	Score	RPI	S	Opponent	Score	RPI	S	Opponent	Score	RPI	S	Opponent	Score	Team's RPI: 233
39	H	Creighton	51 72	71	A	South Dakota	46 70	105	H	Western Ill.	51 90					
41	A	South Dakota St.	64 89	89	A	Kansas St.	60 81	154	H	UNI	78 74					
41	H	South Dakota St.	54 103					184	A	CSUN	68 60					
								197	H	Denver	74 85					
								205	H	Oral Roberts	53 82					
								222	H	Montana St.	64 53					
								240	A	CSU Bakersfield	43 52					
								248	A	Bradley	56 69					
								267	H	North Dakota St.	80 67					
								271	A	Wofford	64 60					
								296	A	USC Upstate	69 66					
								318	A	Fort Wayne	65 76					
								343	H	Florida A&M	78 73					
<hr/>																
LAST 12 Division I GAMES:																
41	H	South Dakota St.	54 103	41	A	South Dakota St.	64 89									
267	H	North Dakota St.	80 67	205	H	Oral Roberts	53 82									
71	A	South Dakota	46 70	184	A	CSUN	68 60									
197	H	Denver	74 85	240	A	CSU Bakersfield	43 52									
105	H	Western Ill.	51 90	39	H	Creighton	51 72									
318	A	Fort Wayne	65 76	154	H	UNI	78 74									

Non-Div I Games: Graceland (IA) 96 69 Peru St. 63 47 St. Mary (NE) 81 58

Omaha

Average RPI Win:	278	WON-LOST	WINNING	LAST 10	STRENGTH OF	OPP. STRENGTH	TEAM	ADJ.	CONF.	ADJ CONF.
Average RPI Loss:	96	RECORD	PCT. RANK	GAMES	SCHEDULE	OF SCHEDULE	RPI	RPI	RPI	RPI
DIV. I ONLY	12- 9	132	5- 4	308	179	205	205	14	14	
DIV. I NON-CONF.	7- 5	132	1- 1	335	209	218	218	17	17	
TOTALS	RPI 1-25	RPI 26-50	W-L RECORDS	RPI 51-100	RPI 101-999	RPI 201+				
12- 9	0- 0	0- 1	OVERALL	0- 4	12- 4	10- 0				
4- 4	0- 0	0- 1	HOME	0- 2	4- 1	3- 0				
4- 5	0- 0	0- 0	AWAY	0- 2	4- 3	3- 0				
4- 0	0- 0	0- 0	NEUTRAL	0- 0	4- 0	4- 0				
7- 5	0- 0	0- 0	NON-CONFERENCE	0- 3	7- 2	6- 0				
1- 1	0- 0	0- 0	HOME	0- 1	1- 0	1- 0				
2- 4	0- 0	0- 0	AWAY	0- 2	2- 2	1- 0				
4- 0	0- 0	0- 0	NEUTRAL	0- 0	4- 0	4- 0				
5- 4	0- 0	0- 1	CONFERENCE	0- 1	5- 2	4- 0				
3- 3	0- 0	0- 1	HOME	0- 1	3- 1	2- 0				
2- 1	0- 0	0- 0	AWAY	0- 0	2- 1	2- 0				
0- 0	0- 0	0- 0	NEUTRAL	0- 0	0- 0	0- 0				

RPI S Opponent Score	RPI S Opponent Score	RPI S Opponent Score	RPI S Opponent Score
	41 H South Dakota St. 70 77	54 A TCU 58 72	105 A Western Ill. 49 56
		71 H South Dakota 68 73	105 H Western Ill. 63 85
		85 A Utah 50 71	116 A Missouri St. 66 76
		87 H Arkansas 66 77	168 A Tulsa 53 41
			197 H Denver 90 60
			199 A UT Arlington 46 70
			233 A Omaha 82 53
			258 A UMKC 76 73
			267 H North Dakota St. 71 48
			279 N Alcorn 76 52
			298 N Cal St. Fullerton 60 50
			318 A Fort Wayne 73 48
			318 H Fort Wayne 66 45
			322 H Houston Baptist 78 56
			335 N Long Beach St. 64 58
			345 N Chicago St. 73 43
LAST 12 Division I GAMES:			
105 H Western Ill. 63 85	105 A Western Ill. 49 56		
318 H Fort Wayne 66 45	318 A Fort Wayne 73 48		
197 H Denver 90 60	233 A Omaha 82 53		
71 H South Dakota 68 73	85 A Utah 50 71		
41 H South Dakota St. 70 77	345 N Chicago St. 73 43		
267 H North Dakota St. 71 48	279 N Alcorn 76 52		

Non-Div I Games: Okla. Panhandle 88 35 Cent. Christian (KS) 18 47

Average RPI	Win:	117	WON-LOST	WINNING	LAST 10	STRENGTH OF	OPP. STRENGTH	TEAM	ADJ.	CONF.	ADJ CONF.
Average RPI	Loss:	17	RECORD	PCT. RANK	GAMES	SCHEDULE	OF SCHEDULE	RPI	RPI	RPI	RPI
DIV. I ONLY		21- 4	14	8- 2	14	16	7	7	5	5	
DIV. I NON-CONF.		11- 2	22	0- 0	11	15	5	5	3	3	

TOTALS	RPI 1-25		RPI 26-50		W-L RECORDS	RPI 51-100		RPI 101-999		RPI 201+	
21- 4	3- 3		4- 1		OVERALL	4- 0		10- 0		3- 0	
14- 1	0- 1		4- 0		HOME	2- 0		8- 0		2- 0	
5- 3	2- 2		0- 1		AWAY	2- 0		1- 0		0- 0	
2- 0	1- 0		0- 0		NEUTRAL	0- 0		1- 0		1- 0	
11- 2	2- 2		1- 0		NON-CONFERENCE	1- 0		7- 0		2- 0	
8- 0	0- 0		1- 0		HOME	1- 0		6- 0		1- 0	
1- 2	1- 2		0- 0		AWAY	0- 0		0- 0		0- 0	
2- 0	1- 0		0- 0		NEUTRAL	0- 0		1- 0		1- 0	
10- 2	1- 1		3- 1		CONFERENCE	3- 0		3- 0		1- 0	
6- 1	0- 1		3- 0		HOME	1- 0		2- 0		1- 0	
4- 1	1- 0		0- 1		AWAY	2- 0		1- 0		0- 0	
0- 0	0- 0		0- 0		NEUTRAL	0- 0		0- 0		0- 0	

RPI	S	Opponent	Score	RPI	S	Opponent	Score	RPI	S	Opponent	Score	RPI	S	Opponent	Score
3	A	Mississippi St.	79 90	30	H	Oklahoma	92 74	51	A	Southern California	70 66	121	H	Ole Miss	90 46
4	A	Louisville	61 74	33	H	Arizona St.	74 64	83	H	Washington St.	89 56	132	A	Colorado	74 55
8	A	UCLA	70 61	37	H	California	91 54	85	A	Utah	84 68	140	H	Weber St.	114 87
12	H	Stanford	65 78	49	A	Oregon St.	79 85	86	H	Drake	110 77	170	H	Washington	94 83
15	A	Texas A&M	83 68	49	H	Oregon St.	75 63					179	H	Hampton	87 45
15	N	Texas A&M	84 62									184	H	CSUN	91 43
												195	H	Eastern Wash.	81 40
												254	N	Hawaii	85 44
												281	H	Arizona	62 44
												302	H	Southern Utah	98 38

LAST 12 Division I GAMES:															
12	H	Stanford	65 78	33	H	Arizona St.	74 64								
37	H	California	91 54	281	H	Arizona	62 44								
85	A	Utah	84 68	8	A	UCLA	70 61								
132	A	Colorado	74 55	51	A	Southern California	70 66								
49	H	Oregon St.	75 63	170	H	Washington	94 83								
49	A	Oregon St.	79 85	83	H	Washington St.	89 56								

Non-Div I Games:

Oregon

Average RPI Win: 174

Average RPI Loss: 17

WON-LOST
RECORDWINNING
PCT. RANKLAST 10
GAMESSTRENGTH OF
SCHEDULEOPP. STRENGTH
OF SCHEDULETEAM
RPIADJ.
RPICONF.
RPIADJ CONF.
RPIDIV. I ONLY
DIV. I NON-CONF.17- 6
9- 253
346- 4
0- 081
25245
15149
9049
905
35
3

TOTALS

RPI 1-25

RPI 26-50

W-L RECORDS

RPI 51-100

RPI 101-999

RPI 201+

17- 6

1- 5

2- 0

OVERALL

3- 1

11- 0

6- 0

12- 2

1- 2

2- 0

HOME

2- 0

7- 0

4- 0

3- 4

0- 3

0- 0

AWAY

1- 1

2- 0

1- 0

2- 0

0- 0

0- 0

NEUTRAL

0- 0

2- 0

1- 0

9- 2

0- 2

0- 0

NON-CONFERENCE

1- 0

8- 0

5- 0

6- 1

0- 1

0- 0

HOME

1- 0

5- 0

3- 0

1- 1

0- 1

0- 0

AWAY

0- 0

1- 0

1- 0

2- 0

0- 0

0- 0

NEUTRAL

0- 0

2- 0

1- 0

8- 4

1- 3

2- 0

CONFERENCE

2- 1

3- 0

1- 0

6- 1

1- 1

2- 0

HOME

1- 0

2- 0

1- 0

2- 3

0- 2

0- 0

AWAY

1- 1

1- 0

0- 0

0- 0

0- 0

0- 0

NEUTRAL

0- 0

0- 0

0- 0

RPI 1-25

RPI 26-50

Team's RPI: 49

RPI 51-100

RPI 101+

RPI	S	Opponent	Score
2	H	Notre Dame	67 72
7	A	Oregon	63 75
7	H	Oregon	85 79
8	A	UCLA	49 84
12	H	Stanford	57 60
19	A	Duke	65 72

RPI	S	Opponent	Score
33	H	Arizona St.	57 54
37	H	Cal i forn i a	68 48

RPI	S	Opponent	Score
51	A	Southern Cal i forn i a	61 65
69	H	UC Davis	61 47
83	H	Washington St.	71 53
85	A	Utah	69 58

RPI	S	Opponent	Score
132	A	Colorado	86 71
158	H	North Dakota	65 55
170	H	Washington	75 63
190	N	Nevada	89 49
201	H	UC Santa Barbara	74 49
249	H	San Jose St.	110 62
281	H	Arizona	88 48
290	N	Utah St.	94 55
307	H	Utah Valley	98 41
334	A	N.C. Central	97 44
340	H	Savannah St.	84 36

LAST 12 Division I GAMES:

37	H	Cal i forn i a	68 48	281	H	Arizona	88 48
12	H	Stanford	57 60	33	H	Arizona St.	57 54
132	A	Colorado	86 71	51	A	Southern Cal i forn i a	61 65
85	A	Utah	69 58	8	A	UCLA	49 84
7	A	Oregon	63 75	83	H	Washington St.	71 53
7	H	Oregon	85 79	170	H	Washi ngton	75 63

Oregon St.

Oregon St.

Non-Div I Games:

Oregon St.

Loss, Non-Conf, S Site, H Home A Away N Neutral

Average RPI	Win:	208	WON-LOST	WINNING	LAST 10	STRENGTH OF	OPP. STRENGTH	TEAM	ADJ.	CONF.	ADJ CONF.
Average RPI	Loss:	95	RECORD	PCT. RANK	GAMES	SCHEDULE	OF SCHEDULE	RPI	RPI	RPI	RPI
DIV. I ONLY		11- 11	171	6- 4	87	136	152	152	13	13	
DIV. I NON-CONF.		5- 5	170	0- 0	46	136	129	129	11	11	

TOTALS	RPI 1-25		RPI 26-50		W-L RECORDS	RPI 51-100	RPI 101-999		RPI 201+		
11- 11	0- 0		1- 3		OVERALL	0- 3	10- 5		8- 0		
8- 6	0- 0		1- 2		HOME	0- 2	7- 2		5- 0		
3- 5	0- 0		0- 1		AWAY	0- 1	3- 3		3- 0		
0- 0	0- 0		0- 0		NEUTRAL	0- 0	0- 0		0- 0		
5- 5	0- 0		1- 2		NON-CONFERENCE	0- 1	4- 2		3- 0		
4- 3	0- 0		1- 1		HOME	0- 1	3- 1		2- 0		
1- 2	0- 0		0- 1		AWAY	0- 0	1- 1		1- 0		
0- 0	0- 0		0- 0		NEUTRAL	0- 0	0- 0		0- 0		
6- 6	0- 0		0- 1		CONFERENCE	0- 2	6- 3		5- 0		
4- 3	0- 0		0- 1		HOME	0- 1	4- 1		3- 0		
2- 3	0- 0		0- 0		AWAY	0- 1	2- 2		2- 0		
0- 0	0- 0		0- 0		NEUTRAL	0- 0	0- 0		0- 0		

RPI 1-25				RPI 26-50				RPI 51-100				RPI 101+ Team's RPI: 152			
RPI	S	Opponent	Score	RPI	S	Opponent	Score	RPI	S	Opponent	Score	RPI	S	Opponent	Score
32	A	Northern Colo.	55 80	32	A	Northern Colo.	55 80	69	H	UC Davis	58 90	103	H	Lamar University	80 75
37	H	California	85 92	37	H	California	85 92	79	A	Saint Mary's (CA)	88 96	114	H	Brown	57 74
42	H	Gonzaga	72 99	42	H	Gonzaga	72 99	79	H	Saint Mary's (CA)	69 70	119	A	BYU	65 77
47	H	UCF	78 74	47	H	UCF	78 74					119	H	BYU	83 76
												147	A	Fresno St.	70 81
												159	A	Loyola Marymount	60 75
												165	H	San Francisco	71 81
												206	A	Seattle U	85 73
												213	A	San Diego	81 68
												235	A	Pepperdine	85 77
												235	H	Pepperdine	84 73
												249	H	San Jose St.	106 97
												274	H	Santa Clara	55 37
												298	H	Cal St. Fullerton	81 65
												313	H	Portland	91 55
LAST 12 Division I GAMES:															
235	H	Pepperdine	84 73	235	H	Pepperdine	84 73	313	H	Portland	91 55				
274	H	Santa Clara	55 37	274	H	Santa Clara	55 37	213	A	San Diego	81 68				
119	H	BYU	83 76	119	H	BYU	83 76	119	A	BYU	65 77				
165	H	San Francisco	71 81	165	H	San Francisco	71 81	79	H	Saint Mary's (CA)	69 70				
79	A	Saint Mary's (CA)	88 96	79	A	Saint Mary's (CA)	88 96	159	A	Loyola Marymount	60 75				
235	A	Pepperdine	85 77	235	A	Pepperdine	85 77	42	H	Gonzaga	72 99				

Non-Div I Games: UC Merced 123 59

Paci fi c

Team		Through Games of Feb. 5, 2018								
Average RPI	Win: 201	WON-LOST RECORD	WINNING PCT. RANK	LAST 10 GAMES	STRENGTH OF SCHEDULE	OPP. STRENGTH OF SCHEDULE	TEAM RPI	ADJ. RPI	CONF. RPI	ADJ CONF. RPI
DIV. I ONLY		12- 5	67	8- 1	188	98	90	90	9	9
DIV. I NON-CONF.		8- 4	87	6- 0	247	74	105	105	9	9

TOTALS	RPI 1-25		RPI 26-50		W-L RECORDS	RPI 51-100	RPI 101-999		RPI 201+	
12- 5	0- 1		1- 1		OVERALL	0- 1	11- 2		5- 1	
4- 2	0- 1		0- 1		HOME	0- 0	4- 0		3- 0	
6- 2	0- 0		1- 0		AWAY	0- 0	5- 2		1- 1	
2- 1	0- 0		0- 0		NEUTRAL	0- 1	2- 0		1- 0	
8- 4	0- 1		1- 0		NON-CONFERENCE	0- 1	7- 2		4- 1	
2- 1	0- 1		0- 0		HOME	0- 0	2- 0		2- 0	
4- 2	0- 0		1- 0		AWAY	0- 0	3- 2		1- 1	
2- 1	0- 0		0- 0		NEUTRAL	0- 1	2- 0		1- 0	
4- 1	0- 0		0- 1		CONFERENCE	0- 0	4- 0		1- 0	
2- 1	0- 0		0- 1		HOME	0- 0	2- 0		1- 0	
2- 0	0- 0		0- 0		AWAY	0- 0	2- 0		0- 0	
0- 0	0- 0		0- 0		NEUTRAL	0- 0	0- 0		0- 0	

RPI 1-25				RPI 26-50				RPI 51-100				Team's RPI: 90				RPI 101+			
RPI	S	Opponent	Score	RPI	S	Opponent	Score	RPI	S	Opponent	Score	RPI	S	Opponent	Score	RPI	S	Opponent	Score
2	H	Notre Dame	54 66	26	A	Villanova	79 77	65	N	Georgia Tech	55 69	114	A	Brown	88 55				
				45	H	Princeton	55 70					116	N	Missouri St.	65 60				
												118	A	Yale	69 54				
												145	A	Binghamton	72 77				
												174	A	Temple	74 59				
												183	A	Saint Joseph's	57 50				
												189	H	Columbia	70 51				
												232	A	La Salle	59 66				
												243	H	Lafayette	55 42				
												270	H	Cornell	68 48				
												299	N	VCU	82 52				
												332	H	Rhode Island	84 66				
												342	A	NJIT	77 38				
LAST 12 Division I GAMES:																			
118	A	Yale	69 54	45	H	Princeton	55 70	342	A	NJIT	77 38	299	N	VCU	82 52				
114	A	Brown	88 55									332	H	Rhode Island	84 66				
174	A	Temple	74 59					183	A	Saint Joseph's	57 50	2	H	Notre Dame	54 66				
26	A	Villanova	79 77																
189	H	Columbia	70 51																
270	H	Cornell	68 48																

Non-Div I Games: Gwynedd Mercy 89 25

Penn

Average RPI Win:	155	WON-LOST	WINNING	LAST 10	STRENGTH OF	OPP. STRENGTH	TEAM	ADJ.	CONF.	ADJ CONF.
Average RPI Loss:	74	RECORD	PCT. RANK	GAMES	SCHEDULE	OF SCHEDULE	RPI	RPI	RPI	RPI
DIV. I ONLY	14- 10	123	5- 5	60	50	81	81	3	3	
DIV. I NON-CONF.	9- 4	82	0- 1	184	145	85	85	4	4	

TOTALS	RPI 1-25	RPI 26-50	W-L RECORDS	RPI 51-100	RPI 101-999	RPI 201+				
14- 10	1- 3	0- 2	OVERALL	4- 3	9- 2	3- 1				
10- 2	1- 1	0- 0	HOME	4- 1	5- 0	2- 0				
4- 6	0- 2	0- 2	AWAY	0- 1	4- 1	1- 1				
0- 2	0- 0	0- 0	NEUTRAL	0- 1	0- 1	0- 0				
9- 4	0- 0	0- 0	NON-CONFERENCE	2- 2	7- 2	3- 1				
6- 0	0- 0	0- 0	HOME	2- 0	4- 0	2- 0				
3- 2	0- 0	0- 0	AWAY	0- 1	3- 1	1- 1				
0- 2	0- 0	0- 0	NEUTRAL	0- 1	0- 1	0- 0				
5- 6	1- 3	0- 2	CONFERENCE	2- 1	2- 0	0- 0				
4- 2	1- 1	0- 0	HOME	2- 1	1- 0	0- 0				
1- 4	0- 2	0- 2	AWAY	0- 0	1- 0	0- 0				
0- 0	0- 0	0- 0	NEUTRAL	0- 0	0- 0	0- 0				

RPI 1-25				RPI 26-50				RPI 51-100				Team's RPI : 81				RPI 101+			
RPI	S	Opponent	Score	RPI	S	Opponent	Score	RPI	S	Opponent	Score	RPI	S	Opponent	Score	RPI	S	Opponent	Score
5	A	Ohio St.	64 94	34	A	Michigan	69 89	52	H	Minnesota	71 91	102	H	Wake Forest	68 58				
14	A	Rutgers	65 70	35	A	Purdue	73 88	57	H	Drexel	84 70	146	A	Pittsburgh	59 48				
14	H	Rutgers	70 67					60	H	Michigan St.	74 59	186	A	Wisconsin	69 62				
18	H	Maryland	65 69					66	A	American	66 75	187	A	Providence	60 51				
								70	H	Indiana	77 74	192	N	Louisiana Tech	59 71				
								73	H	Fordham	65 60	198	H	Siena	86 72				
								89	N	Kansas St.	65 70	200	H	Illinois	68 59				
												237	A	St. Bonaventure	62 65				
												252	H	Manhattan	78 46				
												288	H	Central Conn. St.	83 66				
												331	A	Marshall	80 65				
LAST 12 Division I GAMES:																			
60	H	Michigan St.	74 59	52	H	Minnesota	71 91	14	A	Rutgers	65 70								
5	A	Ohio St.	64 94	70	H	Indiana	77 74	18	H	Maryland	65 69								
35	A	Purdue	73 88	34	A	Michigan	69 89	34	A	Michigan	69 89								
200	H	Illinois	68 59	66	A	American	66 75	66	A	American	66 75								
14	H	Rutgers	70 67																
186	A	Wisconsin	69 62																

Non-Div I Games:

Penn St.

Average RPI Win:	246	WON-LOST	WINNING	LAST 10	STRENGTH OF	OPP. STRENGTH	TEAM	ADJ.	CONF.	ADJ CONF.
Average RPI Loss:	147	RECORD	PCT. RANK	GAMES	SCHEDULE	OF SCHEDULE	RPI	RPI	RPI	RPI
DIV. I ONLY	8- 14	248	2- 8	155	240	235	235	13	13	
DIV. I NON-CONF.	4- 6	214	0- 0	101	343	184	184	11	11	

TOTALS	RPI 1-25	RPI 26-50	W-L RECORDS	RPI 51-100	RPI 101-999	RPI 201+				
8- 14	0- 0	0- 1	OVERALL	0- 3	8- 10	5- 3				
6- 4	0- 0	0- 0	HOME	0- 0	6- 4	4- 2				
2- 10	0- 0	0- 1	AWAY	0- 3	2- 6	1- 1				
0- 0	0- 0	0- 0	NEUTRAL	0- 0	0- 0	0- 0				
4- 6	0- 0	0- 0	NON-CONFERENCE	0- 2	4- 4	2- 2				
2- 2	0- 0	0- 0	HOME	0- 0	2- 2	1- 2				
2- 4	0- 0	0- 0	AWAY	0- 2	2- 2	1- 0				
0- 0	0- 0	0- 0	NEUTRAL	0- 0	0- 0	0- 0				
4- 8	0- 0	0- 1	CONFERENCE	0- 1	4- 6	3- 1				
4- 2	0- 0	0- 0	HOME	0- 0	4- 2	3- 0				
0- 6	0- 0	0- 1	AWAY	0- 1	0- 4	0- 1				
0- 0	0- 0	0- 0	NEUTRAL	0- 0	0- 0	0- 0				

RPI 1-25				RPI 26-50				RPI 51-100				RPI 101+ Team's RPI: 235			
RPI	S	Opponent	Score	RPI	S	Opponent	Score	RPI	S	Opponent	Score	RPI	S	Opponent	Score
				42	A	Gonzaga	51 73					119	H	BYU	67 73
								69	A	UC Davis	64 69	140	A	Weber St.	61 71
								79	A	Saint Mary's (CA)	62 75	152	A	Pacific	73 84
								85	A	Utah	65 89	152	H	Pacific	77 85
												159	A	Loyola Marymount	60 75
												165	A	San Francisco	67 68
												165	H	San Francisco	95 92
												171	H	Idaho St.	80 74
												177	A	UC Irvine	74 75
												190	A	Nevada	77 72
												206	H	Seattle U	62 65
												213	H	San Diego	66 62
												234	H	New Mexico St.	64 86
												274	A	Santa Clara	50 54
												274	H	Santa Clara	56 55
												307	H	Utah Valley	71 44
												313	H	Portland	83 79
												335	A	Long Beach St.	83 71
LAST 12 Division I GAMES:															
				152	A	Pacific	73 84					79	A	Saint Mary's (CA)	62 75
				313	H	Portland	83 79					119	H	BYU	67 73
				274	A	Santa Clara	50 54					165	A	San Francisco	67 68
				159	A	Loyola Marymount	60 75					42	A	Gonzaga	51 73
				165	H	San Francisco	95 92					213	H	San Diego	66 62
				152	H	Pacific	77 85					274	H	Santa Clara	56 55

Non-Div I Games:

Pepperdine

Average RPI Win:	207	WON-LOST	WINNING	LAST 10	STRENGTH OF	OPP. STRENGTH	TEAM	ADJ.	CONF.	ADJ CONF.
Average RPI Loss:	57	RECORD	PCT. RANK	GAMES	SCHEDULE	OF SCHEDULE	RPI	RPI	RPI	RPI
DIV. I ONLY	10- 14	221	2- 8	45	53	146	146	1	1	
DIV. I NON-CONF.	8- 5	111	1- 0	202	213	179	179	1	1	

TOTALS	RPI 1-25	RPI 26-50	W-L RECORDS	RPI 51-100	RPI 101-999	RPI 201+				
10- 14	0- 4	0- 3	OVERALL	1- 5	9- 2	6- 0				
8- 8	0- 4	0- 1	HOME	1- 1	7- 2	6- 0				
2- 6	0- 0	0- 2	AWAY	0- 4	2- 0	0- 0				
0- 0	0- 0	0- 0	NEUTRAL	0- 0	0- 0	0- 0				
8- 5	0- 0	0- 1	NON-CONFERENCE	0- 3	8- 1	6- 0				
7- 3	0- 0	0- 1	HOME	0- 1	7- 1	6- 0				
1- 2	0- 0	0- 0	AWAY	0- 2	1- 0	0- 0				
0- 0	0- 0	0- 0	NEUTRAL	0- 0	0- 0	0- 0				
2- 9	0- 4	0- 2	CONFERENCE	1- 2	1- 1	0- 0				
1- 5	0- 4	0- 0	HOME	1- 0	0- 1	0- 0				
1- 4	0- 0	0- 2	AWAY	0- 2	1- 0	0- 0				
0- 0	0- 0	0- 0	NEUTRAL	0- 0	0- 0	0- 0				

RPI 1-25				RPI 26-50				RPI 51-100				RPI 101+ Team's RPI: 146			
RPI	S	Opponent	Score	RPI	S	Opponent	Score	RPI	S	Opponent	Score	RPI	S	Opponent	Score
2	H	Notre Dame	53 87	28	A	Virginia	50 62	53	A	West Virginia	52 73	102	H	Wake Forest	49 58
4	H	Louisville	51 77	38	A	Syracuse	52 70	63	A	Virginia Tech	66 89	136	H	Bucknell	57 39
6	H	Florida St.	59 66	48	H	Duquesne	53 66	65	H	Georgia Tech	68 62	142	A	Cincinnati	66 46
19	H	Duke	46 58					73	A	Fordham	55 58	149	A	Clemson	58 42
								81	H	Penn St.	48 59	186	H	Wisconsin	57 58
								91	A	North Carolina	67 68	212	H	Arkansas St.	87 47
												225	H	Youngstown St.	66 58
												263	H	Towson	81 63
												264	H	UNCW	74 55
												270	H	Cornell	51 39
												345	H	Chicago St.	87 49

LAST 12 Division I GAMES:															
6	H	Florida St.	59 66	65	H	Georgia Tech	68 62	65	H	Georgia Tech	68 62				
149	A	Clemson	58 42	63	A	Virginia Tech	66 89	63	A	Virginia Tech	66 89				
19	H	Duke	46 58	91	A	North Carolina	67 68	91	A	North Carolina	67 68				
2	H	Notre Dame	53 87	102	H	Wake Forest	49 58	102	H	Wake Forest	49 58				
38	A	Syracuse	52 70	345	H	Chicago St.	87 49	345	H	Chicago St.	87 49				
4	H	Louisville	51 77	28	A	Virginia	50 62	28	A	Virginia	50 62				

Non-Div I Games:

Pittsburgh

Average RPI Win: 213	WON-LOST RECORD	WINNING PCT. RANK	LAST 10 GAMES	STRENGTH OF SCHEDULE	OPP. STRENGTH OF SCHEDULE	TEAM RPI	ADJ. RPI	CONF. RPI	ADJ CONF. RPI
Average RPI Loss: 169									
DIV. I ONLY	3- 18	323	1- 9	149	235	313	313	13	13
DIV. I NON-CONF.	2- 7	286	0- 0	245	330	332	332	11	11

TOTALS	RPI 1-25	RPI 26-50	W-L RECORDS	RPI 51-100	RPI 101-999	RPI 201+			
3- 18	0- 0	0- 2	OVERALL	1- 0	2- 16	2- 5			
3- 9	0- 0	0- 1	HOME	1- 0	2- 8	2- 2			
0- 9	0- 0	0- 1	AWAY	0- 0	0- 8	0- 3			
0- 0	0- 0	0- 0	NEUTRAL	0- 0	0- 0	0- 0			
2- 7	0- 0	0- 0	NON-CONFERENCE	0- 0	2- 7	2- 1			
2- 4	0- 0	0- 0	HOME	0- 0	2- 4	2- 0			
0- 3	0- 0	0- 0	AWAY	0- 0	0- 3	0- 1			
0- 0	0- 0	0- 0	NEUTRAL	0- 0	0- 0	0- 0			
1- 11	0- 0	0- 2	CONFERENCE	1- 0	0- 9	0- 4			
1- 5	0- 0	0- 1	HOME	1- 0	0- 4	0- 2			
0- 6	0- 0	0- 1	AWAY	0- 0	0- 5	0- 2			
0- 0	0- 0	0- 0	NEUTRAL	0- 0	0- 0	0- 0			

RPI 1-25	RPI 26-50	RPI 51-100	RPI 101+	Team's RPI: 313
RPI S Opponent Score	RPI S Opponent Score	RPI S Opponent Score	RPI S Opponent Score	
	42 A Gonzaga 36 75	79 H Saint Mary's (CA) 68 65	119 H BYU 58 72	
	42 H Gonzaga 56 70		129 H Saint Francis (PA) 101 106	
			140 H Weber St. 70 91	
			152 A Paci fic 55 91	
			155 H Portland St. 71 77	
			159 A Loyol a Marymount 55 76	
			159 H Loyol a Marymount 60 63	
			165 A San Franci sco 75 84	
			170 A Washi ngton 67 93	
			177 A UC Irvi ne 52 63	
			193 H Boise St. 47 73	
			213 A San Di ego 52 59	
			213 H San Di ego 60 75	
			235 A Pepperdi ne 79 83	
			254 H Hawai i 76 47	
			274 H Santa Clara 43 50	
			298 A Cal St. Fullerton 61 66	
			307 H Utah Valley 71 64	
LAST 12 Division I GAMES:				
159 A Loyol a Marymount 55 76	152 A Paci fic 55 91			
235 A Pepperdi ne 79 83	42 H Gonzaga 56 70			
79 H Saint Mary's (CA) 68 65	274 H Santa Clara 43 50			
42 A Gonzaga 36 75	213 A San Di ego 52 59			
159 H Loyol a Marymount 60 63	165 A San Franci sco 75 84			
213 H San Di ego 60 75	119 H BYU 58 72			

Non-Div I Games: Willamette 72 52 Warner Paci fic 95 59

Portland

Average RPI Win:	221	WON-LOST	WINNING	LAST 10	STRENGTH OF	OPP. STRENGTH	TEAM	ADJ.	CONF.	ADJ CONF.
Average RPI Loss:	152	RECORD	PCT. RANK	GAMES	SCHEDULE	OF SCHEDULE	RPI	RPI	RPI	RPI

DIV. I ONLY	9- 10	201	5- 5	172	225	155	155	19	19
DIV. I NON-CONF.	4- 5	202	2- 0	125	152	98	98	15	15

TOTALS	RPI 1-25	RPI 26-50	W-L RECORDS	RPI 51-100	RPI 101-999	RPI 201+			
9- 10	0- 0	0- 1	OVERALL	0- 2	9- 7	5- 2			
4- 2	0- 0	0- 0	HOME	0- 0	4- 2	1- 0			
5- 8	0- 0	0- 1	AWAY	0- 2	5- 5	4- 2			
0- 0	0- 0	0- 0	NEUTRAL	0- 0	0- 0	0- 0			
4- 5	0- 0	0- 1	NON-CONFERENCE	0- 2	4- 2	2- 1			
1- 0	0- 0	0- 0	HOME	0- 0	1- 0	0- 0			
3- 5	0- 0	0- 1	AWAY	0- 2	3- 2	2- 1			
0- 0	0- 0	0- 0	NEUTRAL	0- 0	0- 0	0- 0			
5- 5	0- 0	0- 0	CONFERENCE	0- 0	5- 5	3- 1			
3- 2	0- 0	0- 0	HOME	0- 0	3- 2	1- 0			
2- 3	0- 0	0- 0	AWAY	0- 0	2- 3	2- 1			
0- 0	0- 0	0- 0	NEUTRAL	0- 0	0- 0	0- 0			

RPI S Opponent Score	RPI S Opponent Score	RPI S Opponent Score	RPI S Opponent Score
	42 A Gonzaga 52 91	69 A UC Davis 67 79	121 H Ole Miss 94 79
		100 A UNLV 80 88	140 H Weber St. 77 64
			162 A Idaho 60 61
			162 H Idaho 90 101
			171 H Idaho St. 59 88
			177 A UC Irvine 82 72
			190 A Nevada 55 67
			195 A Eastern Wash. 57 64
			195 H Eastern Wash. 75 60
			206 A Seattle U 77 91
			222 A Montana St. 69 60
			226 A Montana 53 69
			249 A San Jose St. 90 78
			285 A Sacramento St. 81 72
			285 H Sacramento St. 74 73
			313 A Portland 77 71
LAST 12 Division I GAMES:			
195 A Eastern Wash. 57 64	222 A Montana St. 69 60		
162 A Idaho 60 61	162 H Idaho 90 101		
285 A Sacramento St. 81 72	195 H Eastern Wash. 75 60		
140 H Weber St. 77 64	285 H Sacramento St. 74 73		
171 H Idaho St. 59 88	121 H Ole Miss 94 79		
226 A Montana 53 69	177 A UC Irvine 82 72		

Non-Div I Games: Northwest (WA) 63 60 Multnomah 95 32

Portland St.

Average RPI Win:	274	WON-LOST	WINNING	LAST 10	STRENGTH OF	OPP. STRENGTH	TEAM	ADJ.	CONF.	ADJ CONF.
Average RPI Loss:	200	RECORD	PCT. RANK	GAMES	SCHEDULE	OF SCHEDULE	RPI	RPI	RPI	RPI
DIV. I ONLY	6- 13	275	6- 4	198	346	262	262	32	32	
DIV. I NON-CONF.	0- 9	337	0- 2	43	308	289	289	32	32	

TOTALS	RPI 1-25	RPI 26-50	W-L RECORDS	RPI 51-100	RPI 101-999	RPI 201+				
6- 13	0- 1	0- 0	OVERALL	0- 0	6- 12	5- 7				
4- 2	0- 0	0- 0	HOME	0- 0	4- 2	3- 1				
2- 10	0- 1	0- 0	AWAY	0- 0	2- 9	2- 5				
0- 1	0- 0	0- 0	NEUTRAL	0- 0	0- 1	0- 1				
0- 9	0- 1	0- 0	NON-CONFERENCE	0- 0	0- 8	0- 3				
0- 1	0- 0	0- 0	HOME	0- 0	0- 1	0- 0				
0- 7	0- 1	0- 0	AWAY	0- 0	0- 6	0- 2				
0- 1	0- 0	0- 0	NEUTRAL	0- 0	0- 1	0- 1				
6- 4	0- 0	0- 0	CONFERENCE	0- 0	6- 4	5- 4				
4- 1	0- 0	0- 0	HOME	0- 0	4- 1	3- 1				
2- 3	0- 0	0- 0	AWAY	0- 0	2- 3	2- 3				
0- 0	0- 0	0- 0	NEUTRAL	0- 0	0- 0	0- 0				

RPI 1-25				RPI 26-50				RPI 51-100				RPI 101+ Team's RPI: 262			
RPI	S	Opponent	Score	RPI	S	Opponent	Score	RPI	S	Opponent	Score	RPI	S	Opponent	Score
15	A	Texas A&M	70 98									107	H	Rice	68 88
												112	A	Colorado St.	59 71
												130	A	Bethune-Cookman	52 77
												143	A	Texas St.	57 84
												149	A	Clemson	58 64
												167	H	Southern U.	69 62
												221	A	Texas Tech	60 89
												245	A	Grambling	79 81
												247	A	Texas Southern	61 56
												247	H	Texas Southern	65 48
												256	N	A&M-Corpus Christi	62 72
												279	H	Alcorn	72 73
												305	A	Alabama A&M	55 48
												308	A	Jackson St.	61 70
												317	A	Alabama St.	68 70
												321	A	UTRGV	62 78
												337	H	Ark.-Pine Bluff	64 52
												341	H	Mississippi Val.	78 73

LAST 12 Division I GAMES:															
247	H	Texas Southern	65 48	245	A	Grambling	79 81								
305	A	Alabama A&M	55 48	247	A	Texas Southern	61 56								
317	A	Alabama St.	68 70	167	H	Southern U.	69 62								
341	H	Mississippi Val.	78 73	279	H	Alcorn	72 73								
337	H	Ark.-Pine Bluff	64 52	107	H	Rice	68 88								
308	A	Jackson St.	61 70	112	A	Colorado St.	59 71								

Non-Div I Games: Texas-Tyler 99 56 Arlington Baptist 116 73

Prairie View

Average RPI Win:	266	WON-LOST	WINNING	LAST 10	STRENGTH OF	OPP. STRENGTH	TEAM	ADJ.	CONF.	ADJ CONF.
Average RPI Loss:	161	RECORD	PCT. RANK	GAMES	SCHEDULE	OF SCHEDULE	RPI	RPI	RPI	RPI
DIV. I ONLY	7- 14	263	4- 6	211	268	259	259	28	28	
DIV. I NON-CONF.	3- 8	268	1- 1	161	174	245	245	28	28	

TOTALS	RPI 1-25	RPI 26-50	W-L RECORDS	RPI 51-100	RPI 101-999	RPI 201+				
7- 14	0- 2	0- 0	OVERALL	0- 3	7- 9	6- 5				
5- 4	0- 0	0- 0	HOME	0- 0	5- 4	4- 3				
2- 10	0- 0	0- 0	AWAY	0- 1	2- 1	2- 0				
0- 0	0- 0	0- 0	NEUTRAL	0- 0	0- 0	0- 0				
3- 8	0- 2	0- 0	NON-CONFERENCE	0- 3	3- 3	2- 3				
2- 2	0- 0	0- 0	HOME	0- 0	2- 2	1- 2				
1- 6	0- 2	0- 0	AWAY	0- 3	1- 1	1- 1				
0- 0	0- 0	0- 0	NEUTRAL	0- 0	0- 0	0- 0				
4- 6	0- 0	0- 0	CONFERENCE	0- 0	4- 6	4- 2				
3- 2	0- 0	0- 0	HOME	0- 0	3- 2	3- 1				
1- 4	0- 0	0- 0	AWAY	0- 0	1- 4	1- 1				
0- 0	0- 0	0- 0	NEUTRAL	0- 0	0- 0	0- 0				

RPI 1-25				RPI 26-50				RPI 51-100				RPI 101+ Team's RPI: 259			
RPI	S	Opponent	Score	RPI	S	Opponent	Score	RPI	S	Opponent	Score	RPI	S	Opponent	Score
8	A	UCLA	40 76					68	A	Belmont	48 90	108	A	Liberty	55 63
19	A	Duke	45 79					91	A	North Carolina	56 91	108	H	Liberty	64 76
								92	A	Chattanooga	51 71	150	A	High Point	55 81
												175	A	Radford	55 93
												188	H	Furman	76 75
												219	H	Gardner-Webb	72 69
												231	H	UNCG	57 64
												242	H	Campbell	65 59
												246	A	UNC Asheville	76 74
												250	A	San Diego St.	50 77
												294	H	Kennesaw St.	51 60
												296	A	USC Upstate	83 69
												315	H	Charleston So.	61 64
												334	H	N.C. Central	69 60
												339	H	Winthrop	78 45
												349	A	Longwood	56 66

LAST 12 Division I GAMES:															
108	A	Liberty	55 63	242	H	Campbell	65 59	150	A	High Point	55 81	349	A	Longwood	56 66
315	H	Charleston So.	61 64	188	H	Furman	76 75	108	H	Liberty	64 76	175	A	Radford	55 93
246	A	UNC Asheville	76 74	231	H	UNCG	57 64	219	H	Gardner-Webb	72 69				

Non-Div I Games:

Presbyterian

Average RPI Win:	170	WON-LOST	WINNING	LAST 10	STRENGTH OF	OPP. STRENGTH	TEAM	ADJ.	CONF.	ADJ CONF.
Average RPI Loss:	56	RECORD	PCT. RANK	GAMES	SCHEDULE	OF SCHEDULE	RPI	RPI	RPI	RPI
DIV. I ONLY	14- 4	39	8- 2	111	96	45	45	9	9	
DIV. I NON-CONF.	10- 3	51	6- 1	107	53	47	47	9	9	

TOTALS	RPI 1-25	RPI 26-50	W-L RECORDS	RPI 51-100	RPI 101-999	RPI 201+				
14- 4	0- 1	0- 1	OVERALL	4- 1	10- 1	4- 0				
5- 2	0- 0	0- 1	HOME	0- 1	5- 0	2- 0				
7- 2	0- 1	0- 0	AWAY	3- 0	4- 1	2- 0				
2- 0	0- 0	0- 0	NEUTRAL	1- 0	1- 0	0- 0				
10- 3	0- 1	0- 1	NON-CONFERENCE	3- 1	7- 0	3- 0				
3- 2	0- 0	0- 1	HOME	0- 1	3- 0	1- 0				
5- 1	0- 1	0- 0	AWAY	2- 0	3- 0	2- 0				
2- 0	0- 0	0- 0	NEUTRAL	1- 0	1- 0	0- 0				
4- 1	0- 0	0- 0	CONFERENCE	1- 0	3- 1	1- 0				
2- 0	0- 0	0- 0	HOME	0- 0	2- 0	1- 0				
2- 1	0- 0	0- 0	AWAY	1- 0	1- 1	0- 0				
0- 0	0- 0	0- 0	NEUTRAL	0- 0	0- 0	0- 0				

RPI 1-25				RPI 26-50				Team's RPI: 45				RPI 51-100				RPI 101+			
RPI	S	Opponent	Score	RPI	S	Opponent	Score	RPI	S	Opponent	Score	RPI	S	Opponent	Score	RPI	S	Opponent	Score
14	A	Rutgers	50 70	26	H	Villanova	59 62	62	A	Quinnipiac	60 46	111	H	George Washington	72 52				
								65	H	Georgia Tech	56 67	114	A	Brown	77 62				
								90	A	Penn	70 55	118	A	Yale	59 73				
								92	N	Chattanooga	59 49	128	H	Delaware	78 60				
								94	A	Seton Hall	85 83	153	A	Davidson	63 57				
												183	N	Saint Joseph's	63 54				
												189	H	Columbia	69 47				
												243	A	Lafayette	53 45				
												270	H	Cornell	75 54				
												319	A	Wagner	58 37				
												327	H	UMBC	77 40				
LAST 12 Division I GAMES:																			
114	A	Brown	77 62	92	N	Chattanooga	59 49	183	N	Saint Joseph's	63 54								
118	A	Yale	59 73					319	A	Wagner	58 37								
270	H	Cornell	75 54					14	A	Rutgers	50 70								
189	H	Columbia	69 47					62	A	Quinnipiac	60 46								
90	A	Penn	70 55					243	A	Lafayette	53 45								
327	H	UMBC	77 40																

Non-Div I Games:

Princeton

Average RPI	Win:	165	WON-LOST	WINNING	LAST 10	STRENGTH OF	OPP. STRENGTH	TEAM	ADJ.	CONF.	ADJ CONF.
Average RPI	Loss:	95	RECORD	PCT. RANK	GAMES	SCHEDULE	OF SCHEDULE	RPI	RPI	RPI	RPI
DIV. I ONLY		9- 16		253	1- 9	116	58	187	187	6	6
DIV. I NON-CONF.		7- 5		132	0- 0	256	170	178	178	6	6
<hr/>											
TOTALS	RPI 1-25		RPI 26-50		W-L RECORDS	RPI 51-100		RPI 101-999		RPI 201+	
9- 16	0- 2		0- 4		OVERALL	3- 5		6- 5		2- 2	
3- 8	0- 1		0- 2		HOME	1- 2		2- 3		1- 0	
3- 8	0- 1		0- 2		AWAY	1- 3		2- 2		0- 2	
3- 0	0- 0		0- 0		NEUTRAL	1- 0		2- 0		1- 0	
7- 5	0- 0		0- 0		NON-CONFERENCE	1- 2		6- 3		2- 1	
2- 3	0- 0		0- 0		HOME	0- 1		2- 2		1- 0	
2- 2	0- 0		0- 0		AWAY	0- 1		2- 1		0- 1	
3- 0	0- 0		0- 0		NEUTRAL	1- 0		2- 0		1- 0	
2- 11	0- 2		0- 4		CONFERENCE	2- 3		0- 2		0- 1	
1- 5	0- 1		0- 2		HOME	1- 1		0- 1		0- 0	
1- 6	0- 1		0- 2		AWAY	1- 2		0- 1		0- 1	
0- 0	0- 0		0- 0		NEUTRAL	0- 0		0- 0		0- 0	

RPI	S	Opponent	Score	RPI	S	Opponent	Score	RPI	S	Opponent	Score	RPI	S	Opponent	Score	Team's RPI: 187
24	A	DePaul	47 81	26	H	Villanova	55 63	59	A	St. John's (NY)	49 44	114	H	Brown	59 64	
24	H	DePaul	48 71	31	A	Marquette	61 94	59	H	St. John's (NY)	70 68	118	A	Yale	55 51	
				31	H	Marquette	60 77	62	A	Quinnipiac	36 62	125	H	Georgetown	43 75	
				39	A	Creighton	56 73	81	H	Penn St.	51 60	134	A	Northeastern	98 95	
								93	N	Wright St.	74 69	157	N	Stetson	56 45	
								94	A	Seton Hall	56 65	189	H	Columbia	64 73	
								94	H	Seton Hall	56 65	196	H	Boston College	63 55	
								97	A	Butler	57 68	208	A	Xavier	59 68	
												286	A	Sacred Heart	75 78	
												332	H	Rhode Island	65 41	
												340	N	Savannah St.	78 48	
<hr/>																
LAST 12 Division I GAMES:																
24	A	DePaul	47 81	39	A	Creighton	56 73									
31	A	Marquette	61 94	31	H	Marquette	60 77									
59	H	St. John's (NY)	70 68	24	H	DePaul	48 71									
94	H	Seton Hall	56 65	94	A	Seton Hall	56 65									
97	A	Butler	57 68	59	A	St. John's (NY)	49 44									
208	A	Xavier	59 68	26	H	Villanova	55 63									

Non-Div I Games:

Providence

Average RPI Win: 135

Average RPI Loss: 57

WON-LOST
RECORDWINNING
PCT. RANKLAST 10
GAMESSTRENGTH OF
SCHEDULEOPP. STRENGTH
OF SCHEDULETEAM
RPIADJ.
RPICONF.
RPIADJ CONF.
RPIDIV. I ONLY
DIV. I NON-CONF.16- 8
9- 578
997- 3
2- 023
3252
11435
5535
553
43
4

TOTALS

RPI 1-25

RPI 26-50

W-L RECORDS

RPI 51-100

RPI 101-999

RPI 201+

16- 8

2- 1

2- 1

OVERALL

3- 6

9- 0

3- 0

10- 2

1- 0

0- 1

HOME

3- 1

6- 0

2- 0

5- 5

1- 1

2- 0

AWAY

0- 4

2- 0

1- 0

1- 1

0- 0

0- 0

NEUTRAL

0- 1

1- 0

0- 0

9- 5

0- 0

1- 1

NON-CONFERENCE

2- 4

6- 0

3- 0

6- 2

0- 0

0- 1

HOME

2- 1

4- 0

2- 0

2- 2

0- 0

1- 0

AWAY

0- 2

1- 0

1- 0

1- 1

0- 0

0- 0

NEUTRAL

0- 1

1- 0

0- 0

7- 3

2- 1

1- 0

CONFERENCE

1- 2

3- 0

0- 0

4- 0

1- 0

0- 0

HOME

1- 0

2- 0

0- 0

3- 3

1- 1

1- 0

AWAY

0- 2

1- 0

0- 0

0- 0

0- 0

0- 0

NEUTRAL

0- 0

0- 0

0- 0

RPI 1-25

RPI	S	Opponent	Score
14	A	Rutgers	50 58
14	H	Rutgers	47 33
23	A	Iowa	76 70

RPI 26-50

Team's RPI: 35

RPI	S	Opponent	Score
29	A	Central Mich.	79 69
34	A	Michigan	81 79
40	H	Ball St.	60 66

RPI 51-100

RPI	S	Opponent	Score
51	N	Southern California	46 58
56	A	Nebraska	51 75
65	A	Georgia Tech	55 68
70	A	Indiana	54 72
76	H	Ohio	71 77
79	H	Saint Mary's (CA)	70 60
81	H	Penn St.	88 73
85	A	Utah	68 81
95	H	Miami (OH)	75 66

RPI 101+

RPI	S	Opponent	Score
103	H	Lamar University	79 64
169	N	Marist	61 47
186	H	Wisconsin	57 35
191	H	Northwestern	63 60
195	H	Eastern Wash.	65 40
200	A	Illinois	73 54
211	H	UT Martin	60 58
254	A	Hawaii	79 67
289	H	Valparaiso	95 49

LAST 12 Division I GAMES:

200	A	Illinois	73 54	14	H	Rutgers	47 33
34	A	Michigan	81 79	70	A	Indiana	54 72
81	H	Penn St.	88 73	186	H	Wisconsin	57 35
56	A	Nebraska	51 75	14	A	Rutgers	50 58
191	H	Northwestern	63 60	79	H	Saint Mary's (CA)	70 60
23	A	Iowa	76 70	211	H	UT Martin	60 58

Non-Div I Games:

Purdue

Average RPI	Win:	218	WON-LOST	WINNING	LAST 10	STRENGTH OF	OPP. STRENGTH	TEAM	ADJ.	CONF.	ADJ CONF.
Average RPI	Loss:	30	RECORD	PCT. RANK	GAMES	SCHEDULE	OF SCHEDULE	RPI	RPI	RPI	RPI
DIV. I ONLY		19- 5		29	10- 0	156	146	62	62	27	27
DIV. I NON-CONF.		6- 5		153	0- 0	6	8	22	22	26	26

TOTALS	RPI 1-25		RPI 26-50		W-L RECORDS	RPI 51-100		RPI 101-999		RPI 201+	
19- 5	0- 3		3- 1		OVERALL	0- 1		16- 0		12- 0	
10- 1	0- 0		2- 1		HOME	0- 0		8- 0		5- 0	
9- 3	0- 2		1- 0		AWAY	0- 1		8- 0		7- 0	
0- 1	0- 1		0- 0		NEUTRAL	0- 0		0- 0		0- 0	
6- 5	0- 3		3- 1		NON-CONFERENCE	0- 1		3- 0		1- 0	
3- 1	0- 0		2- 1		HOME	0- 0		1- 0		0- 0	
3- 3	0- 2		1- 0		AWAY	0- 1		2- 0		1- 0	
0- 1	0- 1		0- 0		NEUTRAL	0- 0		0- 0		0- 0	
13- 0	0- 0		0- 0		CONFERENCE	0- 0		13- 0		11- 0	
7- 0	0- 0		0- 0		HOME	0- 0		7- 0		5- 0	
6- 0	0- 0		0- 0		AWAY	0- 0		6- 0		6- 0	
0- 0	0- 0		0- 0		NEUTRAL	0- 0		0- 0		0- 0	

RPI	S	Opponent	Score	RPI	S	Opponent	Score	RPI	S	Opponent	Score	RPI	S	Opponent	Score
5	A	Ohio St.	63 95	29	A	Central Mich.	84 70	60	A	Michigan St.	55 74	169	H	Marist	62 56
16	N	Missouri	51 66	32	H	Northern Colo.	60 49					179	A	Hampton	64 58
23	A	Iowa	67 83	43	H	Dayton	72 66					187	H	Provi dence	62 36
				45	H	Princeton	46 60					198	H	Si ena	68 54
												207	A	Ri chmond	81 65
												229	A	Ni agara	84 55
												229	H	Ni agara	77 61
												252	A	Manhattan	80 64
												253	A	Fai rfi eld	58 39
												253	H	Fai rfi eld	77 45
												268	H	Ri der	73 66
												293	A	Can i si us	84 55
												297	A	Monmouth	76 55
												338	A	I ona	74 38
												338	H	I ona	90 47
												344	H	Saint Peter's	86 39

LAST 12 Di vi si on I GAMES:															
338	H	I ona	90 47	268	H	Ri der	73 66								
253	A	Fai rfi eld	58 39	344	H	Saint Peter's	86 39								
229	A	Ni agara	84 55	169	H	Marist	62 56								
293	A	Can i si us	84 55	338	A	I ona	74 38								
253	H	Fai rfi eld	77 45	229	H	Ni agara	77 61								
297	A	Monmouth	76 55	252	A	Manhattan	80 64								

Non-Di v I Games:

Qui nni pi ac

Average RPI Win: **267**
 Average RPI Loss: **158**

WON-LOST
RECORD

WINNING
PCT. RANK

LAST 10
GAMES

STRENGTH OF
SCHEDULE

OPP. STRENGTH
OF SCHEDULE

TEAM
RPI

ADJ.
RPI

CONF.
RPI

ADJ CONF.
RPI

DIV. I ONLY	13- 7	93	7- 3	313	276	175	175	28	28
DIV. I NON-CONF.	6- 4	122	1- 0	318	169	191	191	28	28
<hr/>									
TOTALS	RPI 1-25	RPI 26-50	W-L RECORDS	RPI 51-100	RPI 101-999	RPI 201+			
13- 7	0- 0	0- 0	OVERALL	0- 3	13- 4	12- 3			
7- 1	0- 0	0- 0	HOME	0- 0	7- 1	6- 1			
4- 5	0- 0	0- 0	AWAY	0- 0	4- 2	4- 2			
2- 1	0- 0	0- 0	NEUTRAL	0- 1	2- 0	2- 0			
6- 4	0- 0	0- 0	NON-CONFERENCE	0- 3	6- 1	6- 1			
3- 0	0- 0	0- 0	HOME	0- 0	3- 0	3- 0			
1- 3	0- 0	0- 0	AWAY	0- 2	1- 1	1- 1			
2- 1	0- 0	0- 0	NEUTRAL	0- 1	2- 0	2- 0			
7- 3	0- 0	0- 0	CONFERENCE	0- 0	7- 3	6- 2			
4- 1	0- 0	0- 0	HOME	0- 0	4- 1	3- 1			
3- 2	0- 0	0- 0	AWAY	0- 0	3- 2	3- 1			
0- 0	0- 0	0- 0	NEUTRAL	0- 0	0- 0	0- 0			

RPI 1-25				RPI 26-50				RPI 51-100				RPI 101+				Team's RPI: 175
RPI	S	Opponent	Score	RPI	S	Opponent	Score	RPI	S	Opponent	Score	RPI	S	Opponent	Score	
								53	N	West Virginia	55 75	108	A	Liberty	56 61	
								63	A	Virginia Tech	42 68	150	H	High Point	50 47	
								91	A	North Carolina	46 79	203	N	Abilene Christian	71 65	
												219	A	Gardner-Webb	53 69	
												219	H	Gardner-Webb	66 46	
												231	H	UNCG	56 53	
												242	A	Campbell	51 50	
												246	H	UNC Asheville	56 67	
												259	H	Presbyterian	93 55	
												263	N	Towson	69 66	
												269	H	Appalachian St.	61 40	
												299	H	VCU	79 62	
												315	A	Charleston So.	61 56	
												326	A	Western Caro.	27 39	
												329	A	Tennessee Tech	60 41	
												339	H	Winthrop	78 52	
												349	A	Longwood	52 33	
<hr/>																
LAST 12 Division I GAMES:																
				219	H	Gardner-Webb	66 46	315	A	Charleston So.	61 56					
				242	A	Campbell	51 50	246	H	UNC Asheville	56 67					
				108	A	Liberty	56 61	219	A	Gardner-Webb	53 69					
				150	H	High Point	50 47	339	H	Winthrop	78 52					
				259	H	Presbyterian	93 55	263	N	Towson	69 66					
				349	A	Longwood	52 33	203	N	Abilene Christian	71 65					

Non-Div I Games: UVa-Wise 75 43

Radford

Loss, Non-Conf, S Site, H Home A Away N Neutral

Average RPI Win:	277	WON-LOST	WINNING	LAST 10	STRENGTH OF	OPP. STRENGTH	TEAM	ADJ.	CONF.	ADJ CONF.
Average RPI Loss:	160	RECORD	PCT. RANK	GAMES	SCHEDULE	OF SCHEDULE	RPI	RPI	RPI	RPI
DIV. I ONLY	3- 20	328	1- 9	226	173	332	332	12	12	
DIV. I NON-CONF.	2- 10	300	0- 0	217	250	312	312	10	10	

TOTALS	RPI 1-25	RPI 26-50	W-L RECORDS	RPI 51-100	RPI 101-999	RPI 201+				
3- 20	0- 0	0- 1	OVERALL	0- 5	3- 14	3- 6				
3- 7	0- 0	0- 0	HOME	0- 2	3- 5	3- 4				
0- 12	0- 0	0- 1	AWAY	0- 3	0- 8	0- 1				
0- 1	0- 0	0- 0	NEUTRAL	0- 0	0- 1	0- 1				
2- 10	0- 0	0- 0	NON-CONFERENCE	0- 3	2- 7	2- 2				
2- 2	0- 0	0- 0	HOME	0- 1	2- 1	2- 1				
0- 7	0- 0	0- 0	AWAY	0- 2	0- 5	0- 0				
0- 1	0- 0	0- 0	NEUTRAL	0- 0	0- 1	0- 1				
1- 10	0- 0	0- 1	CONFERENCE	0- 2	1- 7	1- 4				
1- 5	0- 0	0- 0	HOME	0- 1	1- 4	1- 3				
0- 5	0- 0	0- 1	AWAY	0- 1	0- 3	0- 1				
0- 0	0- 0	0- 0	NEUTRAL	0- 0	0- 0	0- 0				

RPI 1-25				RPI 26-50				RPI 51-100				RPI 101+				Team's RPI: 332
RPI	S	Opponent	Score	RPI	S	Opponent	Score	RPI	S	Opponent	Score	RPI	S	Opponent	Score	
				43	A	Dayton	58 116	52	H	Minnesota	60 82	111	A	George Washington	52 65	
								60	A	Michigan St.	38 82	113	A	Dartmouth	54 70	
								73	A	Fordham	64 76	153	A	Davison	67 77	
								90	A	Penn	66 84	153	H	Davison	67 79	
								96	H	George Mason	53 92	166	A	Samford	37 67	
												169	A	Marist	42 64	
												173	A	Jacksonville St.	53 63	
												187	A	Providence	41 65	
												207	H	Richmond	53 74	
												232	H	La Salle	72 63	
												236	H	Holy Cross	63 69	
												237	A	St. Bonaventure	70 81	
												253	H	Fairfield	62 47	
												282	N	Bryant	52 58	
												291	H	Massachusetts	59 61	
												299	H	VCU	49 61	
												346	H	UMass Lowell	81 64	
LAST 12 Division I GAMES:																
				73	A	Fordham	64 76	96	H	George Mason	53 92					
				153	H	Davison	67 79	299	H	VCU	49 61					
				291	H	Massachusetts	59 61	153	A	Davison	67 77					
				111	A	George Washington	52 65	43	A	Dayton	58 116					
				232	H	La Salle	72 63	207	H	Richmond	53 74					
				237	A	St. Bonaventure	70 81	90	A	Penn	66 84					

Non-Div I Games: Southern Conn. St. 57 62

Rhode Island

Average RPI Win:	249	WON-LOST	WINNING	LAST 10	STRENGTH OF	OPP. STRENGTH	TEAM	ADJ.	CONF.	ADJ CONF.
Average RPI Loss:	148	RECORD	PCT. RANK	GAMES	SCHEDULE	OF SCHEDULE	RPI	RPI	RPI	RPI
DIV. I ONLY	17- 3	11	9- 1	342	187	107	107	18	18	
DIV. I NON-CONF.	10- 2	33	4- 0	339	216	133	133	19	19	

TOTALS	RPI 1-25	RPI 26-50	W-L RECORDS	RPI 51-100	RPI 101-999	RPI 201+				
17- 3	0- 1	0- 0	OVERALL	0- 0	17- 2	11- 1				
9- 0	0- 0	0- 0	HOME	0- 0	9- 0	5- 0				
8- 3	0- 1	0- 0	AWAY	0- 0	8- 2	6- 1				
0- 0	0- 0	0- 0	NEUTRAL	0- 0	0- 0	0- 0				
10- 2	0- 1	0- 0	NON-CONFERENCE	0- 0	10- 1	8- 0				
5- 0	0- 0	0- 0	HOME	0- 0	5- 0	3- 0				
5- 2	0- 1	0- 0	AWAY	0- 0	5- 1	5- 0				
0- 0	0- 0	0- 0	NEUTRAL	0- 0	0- 0	0- 0				
7- 1	0- 0	0- 0	CONFERENCE	0- 0	7- 1	3- 1				
4- 0	0- 0	0- 0	HOME	0- 0	4- 0	2- 0				
3- 1	0- 0	0- 0	AWAY	0- 0	3- 1	1- 1				
0- 0	0- 0	0- 0	NEUTRAL	0- 0	0- 0	0- 0				

RPI 1-25				RPI 26-50				RPI 51-100				RPI 101+ Team's RPI: 107			
RPI	S	Opponent	Score	RPI	S	Opponent	Score	RPI	S	Opponent	Score	RPI	S	Opponent	Score
15	A	Texas A&M	76 82									122	H	UTEP	56 42
												126	H	Little Rock	58 51
												138	A	Kansas	65 73
												164	H	Southern Miss.	62 56
												176	A	Charlotte	62 55
												180	A	Fla. Atlantic	67 53
												189	H	Columbia	67 44
												251	A	North Texas	50 49
												256	A	A&M-Corpus Christi	67 56
												262	A	Prairie View	88 68
												278	A	Grand Canyon	69 59
												292	A	FIU	58 68
												300	H	Incarnate Word	60 43
												304	H	UTSA	83 52
												311	H	Old Dominion	53 45
												322	H	Houston Baptist	67 45
												324	A	Northern Ariz.	88 83
												330	A	Sam Houston St.	79 50
												333	H	La.-Monroe	63 47
LAST 12 Division I GAMES:															
164	H	Southern Miss.	62 56	304	H	UTSA	83 52								
311	H	Old Dominion	53 45	251	A	North Texas	50 49								
122	H	UTEP	56 42	189	H	Columbia	67 44								
176	A	Charlotte	62 55	262	A	Prairie View	88 68								
292	A	FIU	58 68	256	A	A&M-Corpus Christi	67 56								
180	A	Fla. Atlantic	67 53	333	H	La.-Monroe	63 47								

Non-Div I Games:

Rice

Average RPI Win:	274	WON-LOST	WINNING	LAST 10	STRENGTH OF	OPP. STRENGTH	TEAM	ADJ.	CONF.	ADJ CONF.
Average RPI Loss:	108	RECORD	PCT. RANK	GAMES	SCHEDULE	OF SCHEDULE	RPI	RPI	RPI	RPI
DIV. I ONLY	9- 15	245	3- 7	135	219	207	207	12	12	
DIV. I NON-CONF.	5- 8	220	0- 1	141	281	202	202	10	10	

TOTALS	RPI 1-25	RPI 26-50	W-L RECORDS	RPI 51-100	RPI 101-999	RPI 201+				
9- 15	0- 0	0- 2	OVERALL	0- 6	9- 7	8- 0				
1- 9	0- 0	0- 2	HOME	0- 4	1- 3	1- 0				
7- 3	0- 0	0- 0	AWAY	0- 0	7- 0	6- 0				
1- 3	0- 0	0- 0	NEUTRAL	0- 1	1- 2	1- 0				
5- 8	0- 0	0- 0	NON-CONFERENCE	0- 3	5- 5	4- 0				
0- 4	0- 0	0- 0	HOME	0- 2	0- 2	0- 0				
4- 1	0- 0	0- 0	AWAY	0- 0	4- 1	3- 0				
1- 3	0- 0	0- 0	NEUTRAL	0- 1	1- 2	1- 0				
4- 7	0- 0	0- 2	CONFERENCE	0- 3	4- 2	4- 0				
1- 5	0- 0	0- 2	HOME	0- 2	1- 1	1- 0				
3- 2	0- 0	0- 0	AWAY	0- 1	3- 1	3- 0				
0- 0	0- 0	0- 0	NEUTRAL	0- 0	0- 0	0- 0				

RPI 1-25				RPI 26-50				RPI 51-100				RPI 101+ Team's RPI : 207			
RPI	S	Opponent	Score	RPI	S	Opponent	Score	RPI	S	Opponent	Score	RPI	S	Opponent	Score
43	H	Dayton	59 66	62	H	Qui nni pi ac	65 81	102	H	Wake Forest	81 85				
48	H	Duquesne	70 78	73	H	Fordham	38 43	130	N	Bethune-Cookman	50 63				
				84	H	Navy	56 76	137	H	William & Mary	64 78				
				88	H	Sai nt Loui s	61 79	153	H	Davi dson	65 68				
				93	N	Wri ght St.	69 85	157	A	Stetson	67 72				
				96	A	George Mason	56 77	172	N	Flori da	80 87				
								183	A	Sai nt Joseph' s	72 81				
								189	A	Col umbi a	85 79				
								218	A	East Carol i na	65 64				
								232	H	La Sal l e	77 51				
								253	A	Fai rfi eld	72 67				
								291	A	Massachusetts	51 39				
								299	A	VCU	77 68				
								311	A	Ol d Domi ni on	54 45				
								332	A	Rhode Isl and	74 53				
								340	N	Savannah St.	100 63				
LAST 12 Division I GAMES:															
48	H	Duquesne	70 78	153	H	Davi dson	65 68								
291	A	Massachusetts	51 39	183	A	Sai nt Joseph' s	72 81								
299	A	VCU	77 68	232	H	La Sal l e	77 51								
43	H	Dayton	59 66	88	H	Sai nt Loui s	61 79								
73	H	Fordham	38 43	332	A	Rhode Isl and	74 53								
96	A	George Mason	56 77	130	N	Bethune-Cookman	50 63								

Non-Di v I Games:

Richmond

Average RPI Win:	286	WON-LOST	WINNING	LAST 10	STRENGTH OF	OPP. STRENGTH	TEAM	ADJ.	CONF.	ADJ CONF.
Average RPI Loss:	185	RECORD	PCT. RANK	GAMES	SCHEDULE	OF SCHEDULE	RPI	RPI	RPI	RPI
DIV. I ONLY	9- 14	236	6- 4	299	310	268	268	27	27	
DIV. I NON-CONF.	3- 8	268	0- 0	264	322	281	281	26	26	

TOTALS	RPI 1-25	RPI 26-50	W-L RECORDS	RPI 51-100	RPI 101-999	RPI 201+				
9- 14	0- 0	0- 0	OVERALL	0- 3	9- 11	9- 6				
4- 6	0- 0	0- 0	HOME	0- 0	4- 6	4- 2				
5- 7	0- 0	0- 0	AWAY	0- 3	5- 4	5- 3				
0- 1	0- 0	0- 0	NEUTRAL	0- 0	0- 1	0- 1				
3- 8	0- 0	0- 0	NON-CONFERENCE	0- 2	3- 6	3- 4				
1- 3	0- 0	0- 0	HOME	0- 0	1- 3	1- 1				
2- 4	0- 0	0- 0	AWAY	0- 2	2- 2	2- 2				
0- 1	0- 0	0- 0	NEUTRAL	0- 0	0- 1	0- 1				
6- 6	0- 0	0- 0	CONFERENCE	0- 1	6- 5	6- 2				
3- 3	0- 0	0- 0	HOME	0- 0	3- 3	3- 1				
3- 3	0- 0	0- 0	AWAY	0- 1	3- 2	3- 1				
0- 0	0- 0	0- 0	NEUTRAL	0- 0	0- 0	0- 0				

R
i
d
e
rR
i
d
e
r

RPI 1-25				RPI 26-50				RPI 51-100				RPI 101+				Team's RPI: 268
RPI	S	Opponent	Score	RPI	S	Opponent	Score	RPI	S	Opponent	Score	RPI	S	Opponent	Score	
								62	A	Qui nni pi ac	66 73	136	H	Bucknel l	71 76	
								84	A	Navy	44 63	145	H	Binghamton	54 76	
								94	A	Seton Hal l	49 85	169	A	Marist	67 68	
												169	H	Marist	69 80	
												198	H	Si ena	67 71	
												218	N	East Carol ina	63 66	
												229	H	Ni agara	65 58	
												232	A	La Salle	76 55	
												236	H	Holy Cross	56 83	
												243	A	Lafayette	45 60	
												252	H	Manhattan	67 51	
												253	A	Fairfi eld	61 45	
												253	H	Fairfi eld	57 68	
												283	A	Mt. St. Mary's	78 82	
												287	H	Vermont	64 49	
												293	H	Canis ius	70 54	
												297	A	Monmouth	56 63	
												338	A	Iona	62 49	
												342	A	NJIT	79 64	
												344	A	Saint Peter's	57 52	
LAST 12 Di vi si on I GAMES:																
297	A	Monmouth	56 63	62	A	Qui nni pi ac	66 73									
252	H	Manhattan	67 51	253	A	Fai rfi el d	61 45									
253	H	Fai rfi el d	57 68	293	H	Canis ius	70 54									
338	A	Iona	62 49	344	A	Saint Peter's	57 52									
169	A	Marist	67 68	198	H	Si ena	67 71									
229	H	Ni agara	65 58	169	H	Marist	69 80									

Non-Di v I Games:

Ri der

Average RPI Win: 260

Average RPI Loss: 135

WON-LOST
RECORDWINNING
PCT. RANKLAST 10
GAMESSTRENGTH OF
SCHEDULEOPP. STRENGTH
OF SCHEDULETEAM
RPIADJ.
RPICONF.
RPIADJ CONF.
RPI

DIV. I ONLY	15- 5	45	9- 1	318	263	148	148	29	29
DIV. I NON-CONF.	6- 4	122	0- 1	317	158	222	222	29	29
TOTALS	RPI 1-25	RPI 26-50	W-L RECORDS	RPI 51-100	RPI 101-999	RPI 201+			
15- 5	0- 0	0- 0	OVERALL	0- 1	15- 4	13- 0			
8- 2	0- 0	0- 0	HOME	0- 0	8- 2	7- 0			
7- 2	0- 0	0- 0	AWAY	0- 1	7- 1	6- 0			
0- 1	0- 0	0- 0	NEUTRAL	0- 0	0- 1	0- 0			
6- 4	0- 0	0- 0	NON-CONFERENCE	0- 1	6- 3	5- 0			
3- 2	0- 0	0- 0	HOME	0- 0	3- 2	3- 0			
3- 1	0- 0	0- 0	AWAY	0- 1	3- 0	2- 0			
0- 1	0- 0	0- 0	NEUTRAL	0- 0	0- 1	0- 0			
9- 1	0- 0	0- 0	CONFERENCE	0- 0	9- 1	8- 0			
5- 0	0- 0	0- 0	HOME	0- 0	5- 0	4- 0			
4- 1	0- 0	0- 0	AWAY	0- 0	4- 1	4- 0			
0- 0	0- 0	0- 0	NEUTRAL	0- 0	0- 0	0- 0			

RPI 1-25				RPI 26-50				RPI 51-100				RPI 101+ Team's RPI: 148			
RPI	S	Opponent	Score	RPI	S	Opponent	Score	RPI	S	Opponent	Score	RPI	S	Opponent	Score
								60	A	Michigan St.	58 100	129	A	Saint Francis (PA)	47 68
												129	H	Saint Francis (PA)	63 62
												139	H	Kent St.	31 46
												161	A	Cal Poly	66 50
												165	N	San Francisco	45 57
												181	H	Bowling Green	62 64
												225	H	Youngstown St.	84 52
												238	A	Northern Ky.	59 50
												243	H	Lafayette	63 42
												265	A	Fairleigh Dickinson	77 68
												276	H	St. Francis Brooklyn	59 36
												277	H	LIU Brooklyn	60 53
												282	H	Bryant	72 49
												283	A	Mt. St. Mary's	77 68
												286	A	Sacred Heart	91 57
												288	H	Central Conn. St.	66 47
												297	H	Monmouth	56 38
												319	A	Wagner	58 52
												328	A	Delaware St.	65 42
LAST 12 Division I GAMES:															
129	A	Saint Francis (PA)	47 68	276	H	St. Francis Brooklyn	59 36								
288	H	Central Conn. St.	66 47	277	H	LIU Brooklyn	60 53								
282	H	Bryant	72 49	286	A	Sacred Heart	91 57								
283	A	Mt. St. Mary's	77 68	265	A	Fairleigh Dickinson	77 68								
319	A	Wagner	58 52	139	H	Kent St.	31 46								
129	H	Saint Francis (PA)	63 62	243	H	Lafayette	63 42								

Non-Div I Games:

Clarion

67 60

Robert Morris

Loss,
Non-Conf, S Site, H Home A Away N Neutral

Average RPI Win: 100

Average RPI Loss: 52

WON-LOST
RECORDWINNING
PCT. RANKLAST 10
GAMESSTRENGTH OF
SCHEDULEOPP. STRENGTH
OF SCHEDULETEAM
RPIADJ.
RPICONF.
RPIADJ CONF.
RPIDIV. I ONLY
DIV. I NON-CONF.18- 7
12- 260
215- 5
1- 010
1629
2614
914
93
43
4

TOTALS

RPI 1-25

RPI 26-50

W-L RECORDS

RPI 51-100

RPI 101-999

RPI 201+

18- 7 1- 2

13- 1 1- 0

4- 4 0- 1

1- 2 0- 1

5- 1

5- 0

0- 1

0- 0

OVERALL

5- 4

HOME

3- 1

AWAY

2- 2

NEUTRAL

0- 1

7- 0

4- 0

2- 0

1- 0

1- 0

1- 0

0- 0

0- 0

12- 2 1- 1

8- 0 1- 0

3- 0 0- 0

1- 2 0- 1

3- 0

3- 0

0- 0

0- 0

NON-CONFERENCE

2- 1

HOME

1- 0

AWAY

1- 0

NEUTRAL

0- 1

6- 0

3- 0

2- 0

1- 0

1- 0

1- 0

0- 0

0- 0

6- 5 0- 1

5- 1 0- 0

1- 4 0- 1

0- 0 0- 0

2- 1

2- 0

0- 1

0- 0

CONFERENCE

3- 3

HOME

2- 1

AWAY

1- 2

NEUTRAL

0- 0

1- 0

1- 0

0- 0

0- 0

0- 0

0- 0

0- 0

0- 0

RPI 1-25

Team's RPI: 14

RPI 26-50

RPI 51-100

RPI 101+

RPI	S	Opponent	Score
17	H	NC State	57 53
18	A	Maryland	60 88
21	N	South Carolina	68 78

RPI	S	Opponent	Score
28	H	Virginia	52 43
34	H	Michigan	63 56
35	A	Purdue	33 47
35	H	Purdue	58 50
44	H	Houston	75 57
45	H	Princeton	70 50

RPI	S	Opponent	Score
52	H	Minnesota	80 70
56	H	Nebraska	42 52
60	A	Michigan St.	61 58
70	A	Indiana	58 64
81	A	Penn St.	67 70
81	H	Penn St.	70 65
82	A	James Madison	76 63
83	N	Washington St.	60 63
94	H	Seton Hall	70 45

RPI	S	Opponent	Score
102	H	Wake Forest	65 51
109	N	Western Mich.	75 64
174	A	Temple	84 67
176	A	Charlotte	77 54
198	H	Siena	59 47
200	H	Illinois	76 37
265	H	Fairleigh Dickinson	101 35

LAST 12 Division I GAMES:

34	H	Michigan	63 56	35	A	Purdue	33 47
18	A	Maryland	60 88	81	H	Penn St.	70 65
70	A	Indiana	58 64	200	H	Illinois	76 37
56	H	Nebraska	42 52	60	A	Michigan St.	61 58
81	A	Penn St.	67 70	35	H	Purdue	58 50
52	H	Minnesota	80 70	44	H	Houston	75 57

Non-Div I Games:

Rutgers

Average RPI Win:	256	WON-LOST	WINNING	LAST 10	STRENGTH OF	OPP. STRENGTH	TEAM	ADJ.	CONF.	ADJ CONF.
Average RPI Loss:	160	RECORD	PCT. RANK	GAMES	SCHEDULE	OF SCHEDULE	RPI	RPI	RPI	RPI
DIV. I ONLY	13- 4	41	9- 1	328	280	127	127	25	25	
DIV. I NON-CONF.	4- 3	143	0- 0	254	314	154	154	25	25	

TOTALS	RPI 1-25	RPI 26-50	W-L RECORDS	RPI 51-100	RPI 101-999	RPI 201+				
13- 4	0- 0	0- 0	OVERALL	1- 1	12- 3	11- 2				
7- 0	0- 0	0- 0	HOME	1- 0	6- 0	5- 0				
4- 4	0- 0	0- 0	AWAY	0- 1	4- 3	4- 2				
2- 0	0- 0	0- 0	NEUTRAL	0- 0	2- 0	2- 0				
4- 3	0- 0	0- 0	NON-CONFERENCE	1- 1	3- 2	3- 2				
2- 0	0- 0	0- 0	HOME	1- 0	1- 0	1- 0				
0- 3	0- 0	0- 0	AWAY	0- 1	0- 2	0- 2				
2- 0	0- 0	0- 0	NEUTRAL	0- 0	2- 0	2- 0				
9- 1	0- 0	0- 0	CONFERENCE	0- 0	9- 1	8- 0				
5- 0	0- 0	0- 0	HOME	0- 0	5- 0	4- 0				
4- 1	0- 0	0- 0	AWAY	0- 0	4- 1	4- 0				
0- 0	0- 0	0- 0	NEUTRAL	0- 0	0- 0	0- 0				

S
F
AS
F
A

RPI 1-25				RPI 26-50				RPI 51-100				RPI 101+				Team's RPI: 127
RPI	S	Opponent	Score	RPI	S	Opponent	Score	RPI	S	Opponent	Score	RPI	S	Opponent	Score	
								71	H	South Dakota	77 55	103	A	Lamar University	65	79
								89	A	Kansas St.	49 74	120	H	Central Ark.	59	46
												203	H	Abilene Christian	66	55
												222	A	Montana St.	54	59
												223	A	New Orleans	74	67
												226	A	Montana	52	60
												257	A	Nicholls St.	86	73
												279	N	Alcorn	83	79
												284	H	Southeastern La.	79	67
												300	H	Incarinate Word	60	49
												303	H	Coppin St.	72	59
												317	N	Alabama St.	77	50
												322	A	Houston Baptist	76	54
												325	A	Northwestern St.	70	62
												330	H	Sam Houston St.	75	53
LAST 12 Division I GAMES:																
103	A	Lamar University	65	79	223	A	New Orleans	74	67							
322	A	Houston Baptist	76	54	325	A	Northwestern St.	70	62							
330	H	Sam Houston St.	75	53	257	A	Nicholls St.	86	73							
120	H	Central Ark.	59	46	284	H	Southeastern La.	79	67							
203	H	Abilene Christian	66	55	222	A	Montana St.	54	59							
300	H	Incarinate Word	60	49	226	A	Montana	52	60							

Non-Div I Games: Howard Payne 105 35 Central Baptist 97 34 Tex. A&M-Commerce 83 61 Cent. Christian (KS) 105 32
SFA

Loss, Non-Conf, S Site, H Home A Away N Neutral

SIUE			Through Games Of Feb. 5, 2018								
Average RPI	Win:	246	WON-LOST	WINNING	LAST 10	STRENGTH OF	OPP. STRENGTH	TEAM	ADJ.	CONF.	ADJ CONF.
Average RPI	Loss:	105	RECORD	PCT. RANK	GAMES	SCHEDULE	OF SCHEDULE	RPI	RPI	RPI	RPI
DIV. I ONLY			13- 10	136	8- 2	142	216	133	133	26	26
DIV. I NON-CONF.			3- 8	268	0- 0	90	50	221	221	27	27

TOTALS	RPI 1-25			RPI 26-50		W-L RECORDS	RPI 51-100	RPI 101-999		RPI 201+	
13- 10	0- 1			0- 2		OVERALL	1- 3	12- 4		10- 2	
7- 4	0- 0			0- 1		HOME	1- 1	6- 2		5- 0	
6- 5	0- 1			0- 1		AWAY	0- 2	6- 1		5- 1	
0- 1	0- 0			0- 0		NEUTRAL	0- 0	0- 1		0- 1	
3- 8	0- 1			0- 2		NON-CONFERENCE	1- 1	2- 4		1- 2	
2- 3	0- 0			0- 1		HOME	1- 0	1- 2		1- 0	
1- 4	0- 1			0- 1		AWAY	0- 1	1- 1		0- 1	
0- 1	0- 0			0- 0		NEUTRAL	0- 0	0- 1		0- 1	
10- 2	0- 0			0- 0		CONFERENCE	0- 2	10- 0		9- 0	
5- 1	0- 0			0- 0		HOME	0- 1	5- 0		4- 0	
5- 1	0- 0			0- 0		AWAY	0- 1	5- 0		5- 0	
0- 0	0- 0			0- 0		NEUTRAL	0- 0	0- 0		0- 0	

RPI 1-25				RPI 26-50				RPI 51-100				RPI 101+ Team's RPI: 133			
RPI	S	Opponent	Score	RPI	S	Opponent	Score	RPI	S	Opponent	Score	RPI	S	Opponent	Score
16	A	Missouri	48 78	29	H	Central Mich.	56 94	56	A	Nebraska	53 62	135	H	Northern Ill.	75 86
				36	A	FGCU	49 66	68	A	Belmont	64 86	141	A	Southern Ill.	57 53
								68	H	Belmont	55 72	157	H	Stetson	61 65
								88	H	Saint Louis	79 72	173	H	Jacksonville St.	65 41
												211	H	UT Martin	73 70
												215	A	Morehead St.	66 51
												217	N	Akron	58 59
												220	H	Southeast Mo. St.	65 57
												227	A	Austin Peay	61 38
												266	A	Illinois St.	47 62
												306	A	Murray St.	75 70
												310	A	Eastern Ky.	62 60
												312	H	Air Force	76 40
												329	H	Tennessee Tech	65 58
												336	A	Tennessee St.	88 76
												336	H	Tennessee St.	74 63

LAST 12 Division I GAMES:															
				173	H	Jacksonville St.	65 41	336	H	Tennessee St.	74 63				
				329	H	Tennessee Tech	65 58	68	H	Belmont	55 72				
				68	A	Belmont	64 86	215	A	Morehead St.	66 51				
				336	A	Tennessee St.	88 76	310	A	Eastern Ky.	62 60				
				211	H	UT Martin	73 70	306	A	Murray St.	75 70				
				220	H	Southeast Mo. St.	65 57	227	A	Austin Peay	61 38				

Non-Div I Games:

SMU				Through Games Of Feb. 5, 2018							
Average RPI Win:		221	WON-LOST RECORD	WINNING PCT. RANK	LAST 10 GAMES	STRENGTH OF SCHEDULE	OPP. STRENGTH OF SCHEDULE	TEAM RPI	ADJ. RPI	CONF. RPI	ADJ CONF. RPI
Average RPI Loss:		114									
DIV. I ONLY		8- 15	261	2- 8	79	135	214	214	8	8	
DIV. I NON-CONF.		6- 7	184	1- 1	132	217	175	175	7	7	

TOTALS		RPI 1-25	RPI 26-50		W-L RECORDS		RPI 51-100	RPI 101-999	RPI 201+		
8- 15		0- 1	0- 5		OVERALL		0- 2	8- 7	6- 2		
7- 4		0- 0	0- 2		HOME		0- 1	7- 1	5- 0		
0- 11		0- 1	0- 3		AWAY		0- 1	0- 6	0- 2		
1- 0		0- 0	0- 0		NEUTRAL		0- 0	1- 0	1- 0		
6- 7		0- 1	0- 1		NON-CONFERENCE		0- 2	6- 3	5- 1		
5- 1		0- 0	0- 0		HOME		0- 1	5- 0	4- 0		
0- 6		0- 1	0- 1		AWAY		0- 1	0- 3	0- 1		
1- 0		0- 0	0- 0		NEUTRAL		0- 0	1- 0	1- 0		
2- 8		0- 0	0- 4		CONFERENCE		0- 0	2- 4	1- 1		
2- 3		0- 0	0- 2		HOME		0- 0	2- 1	1- 0		
0- 5		0- 0	0- 2		AWAY		0- 0	0- 3	0- 1		
0- 0		0- 0	0- 0		NEUTRAL		0- 0	0- 0	0- 0		

RPI 1-25				RPI 26-50				RPI 51-100				RPI 101+ Team's RPI: 214			
RPI	S	Opponent	Score	RPI	S	Opponent	Score	RPI	S	Opponent	Score	RPI	S	Opponent	Score
15	A	Texas A&M	57 79	30	A	Oklahoma	75 87	54	H	TCU	58 64	142	H	Cincinnati	40 58
				44	A	Houston	56 60	99	A	Alabama	44 59	156	A	Wichita St.	43 66
				44	H	Houston	75 85					159	H	Loyola Marymount	63 60
				47	A	UCF	43 58					174	A	Temple	52 55
				47	H	UCF	42 60					174	H	Temple	60 56

LAST 12 Division I GAMES:															
				218	A	East Carolina	47 76	218	H	East Carolina	65 51				
				174	H	Temple	60 56	174	A	Temple	52 55				
				44	A	Houston	56 60	47	H	UCF	42 60				
				142	H	Cincinnati	40 58	44	H	Houston	75 85				
				47	A	UCF	43 58	15	A	Texas A&M	57 79				
				156	A	Wichita St.	43 66	273	H	McNeese	65 59				

Non-Div I Games:

SMU

Average RPI Win:	203	WON-LOST	WINNING	LAST 10	STRENGTH OF	OPP. STRENGTH	TEAM	ADJ.	CONF.	ADJ CONF.
Average RPI Loss:	147	RECORD	PCT. RANK	GAMES	SCHEDULE	OF SCHEDULE	RPI	RPI	RPI	RPI
DIV. I ONLY	2- 18	333	1- 9	86	205	285	285	19	19	
DIV. I NON-CONF.	1- 9	318	0- 2	72	82	249	249	15	15	

TOTALS	RPI 1-25	RPI 26-50	W-L RECORDS	RPI 51-100	RPI 101-999	RPI 201+				
2- 18	0- 0	0- 2	OVERALL	0- 2	2- 14	1- 3				
1- 4	0- 0	0- 0	HOME	0- 0	1- 4	0- 0				
0- 12	0- 0	0- 1	AWAY	0- 2	0- 9	0- 3				
1- 2	0- 0	0- 1	NEUTRAL	0- 0	1- 1	1- 0				
1- 9	0- 0	0- 2	NON-CONFERENCE	0- 2	1- 5	1- 1				
0- 0	0- 0	0- 0	HOME	0- 0	0- 0	0- 0				
0- 7	0- 0	0- 1	AWAY	0- 2	0- 4	0- 1				
1- 2	0- 0	0- 1	NEUTRAL	0- 0	1- 1	1- 0				
1- 9	0- 0	0- 0	CONFERENCE	0- 0	1- 9	0- 2				
1- 4	0- 0	0- 0	HOME	0- 0	1- 4	0- 0				
0- 5	0- 0	0- 0	AWAY	0- 0	0- 5	0- 2				
0- 0	0- 0	0- 0	NEUTRAL	0- 0	0- 0	0- 0				

RPI 1-25				RPI 26-50				RPI 51-100				RPI 101+				Team's RPI: 285
RPI	S	Opponent	Score	RPI	S	Opponent	Score	RPI	S	Opponent	Score	RPI	S	Opponent	Score	
				33	A	Arizona St.	58 106	53	A	West Virginia	47 101	106	A	Kentucky	70 101	
				50	N	Miami (FL)	56 82	69	A	UC Davis	72 79	135	N	Northern Ill.	75 84	
												140	H	Weber St.	56 78	
												155	A	Portland St.	73 74	
												155	H	Portland St.	72 81	
												162	A	Idaho	66 101	
												162	H	Idaho	79 64	
												165	A	San Francisco	76 90	
												171	H	Idaho St.	71 85	
												190	A	Nevada	68 95	
												195	A	Eastern Wash.	76 83	
												195	H	Eastern Wash.	72 83	
												215	A	Morehead St.	71 75	
												222	A	Montana St.	50 85	
												226	A	Montana	59 68	
												244	N	UC Riverside	99 72	
LAST 12 Division I GAMES:																
				162	A	Idaho	66 101	226	A	Montana	59 68					
				195	A	Eastern Wash.	76 83	195	H	Eastern Wash.	72 83					
				155	H	Portland St.	72 81	162	H	Idaho	79 64					
				171	H	Idaho St.	71 85	155	A	Portland St.	73 74					
				140	H	Weber St.	56 78	135	N	Northern Ill.	75 84					
				222	A	Montana St.	50 85	50	N	Miami (FL)	56 82					

Non-Div I Games: Antelope Valley 95 62

Sacramento St.

Average RPI Win: **261**
 Average RPI Loss: **204**

WON-LOST
RECORD

WINNING
PCT. RANK

LAST 10
GAMES

STRENGTH OF
SCHEDULE

OPP. STRENGTH
OF SCHEDULE

TEAM
RPI

ADJ.
RPI

CONF.
RPI

ADJ CONF.
RPI

DIV. I ONLY	7- 15	268	3- 7	295	300	286	286	29	29
DIV. I NON-CONF.	4- 7	226	0- 1	190	278	239	239	29	29
<hr/>									
TOTALS	RPI 1-25	RPI 26-50	W-L RECORDS	RPI 51-100	RPI 101-999	RPI 201+			
7- 15	0- 1	0- 0	OVERALL	0- 1	7- 13	5- 8			
3- 6	0- 0	0- 0	HOME	0- 0	3- 6	1- 3			
4- 9	0- 1	0- 0	AWAY	0- 1	4- 7	4- 5			
0- 0	0- 0	0- 0	NEUTRAL	0- 0	0- 0	0- 0			
4- 7	0- 1	0- 0	NON-CONFERENCE	0- 1	4- 5	2- 2			
3- 2	0- 0	0- 0	HOME	0- 0	3- 2	1- 1			
1- 5	0- 1	0- 0	AWAY	0- 1	1- 3	1- 1			
0- 0	0- 0	0- 0	NEUTRAL	0- 0	0- 0	0- 0			
3- 8	0- 0	0- 0	CONFERENCE	0- 0	3- 8	3- 6			
0- 4	0- 0	0- 0	HOME	0- 0	0- 4	0- 2			
3- 4	0- 0	0- 0	AWAY	0- 0	3- 4	3- 4			
0- 0	0- 0	0- 0	NEUTRAL	0- 0	0- 0	0- 0			

RPI 1-25				RPI 26-50				RPI 51-100				RPI 101+ Team's RPI: 286			
RPI	S	Opponent	Score	RPI	S	Opponent	Score	RPI	S	Opponent	Score	RPI	S	Opponent	Score
6	A	Florida St.	52 101					72	A	Harvard	62 70	114	A	Brown	77 102
												129	H	Saint Francis (PA)	48 89
												148	H	Robert Morris	57 91
												163	H	Lehigh	65 55
												185	H	New Hampshire	47 74
												187	H	Providence	78 75
												198	A	Siena	57 62
												230	H	Hofstra	81 86
												252	H	Manhattan	65 61
												265	A	Fairleigh Dickinson	59 69
												276	A	St. Francis Brooklyn	48 63
												277	A	LIU Brooklyn	50 46
												282	A	Bryant	56 60
												282	H	Bryant	73 81
												283	A	Mt. St. Mary's	82 52
												288	A	Central Conn. St.	59 69
												288	H	Central Conn. St.	71 73
												297	A	Monmouth	64 69
												319	A	Wagner	72 55
												343	A	Florida A&M	73 68
<hr/>															
LAST 12 Division I GAMES:															
282	A	Bryant	56 60	288	A	Central Conn. St.	59 69								
288	H	Central Conn. St.	71 73	319	A	Wagner	72 55								
276	A	St. Francis Brooklyn	48 63	283	A	Mt. St. Mary's	82 52								
277	A	LIU Brooklyn	50 46	148	H	Robert Morris	57 91								
265	A	Fairleigh Dickinson	59 69	129	H	Saint Francis (PA)	48 89								
282	H	Bryant	73 81	185	H	New Hampshire	47 74								

Non-Div I Games:

Sacred Heart

Loss, **Non-Conf**, **S Site**, **H Home** **A Away** **N Neutral**

Average RPI Win:	263	WON-LOST	WINNING	LAST 10	STRENGTH OF	OPP. STRENGTH	TEAM	ADJ.	CONF.	ADJ CONF.
Average RPI Loss:	130	RECORD	PCT. RANK	GAMES	SCHEDULE	OF SCHEDULE	RPI	RPI	RPI	RPI
DIV. I ONLY	13- 8	109	9- 1	214	291	129	129	29	29	
DIV. I NON-CONF.	4- 7	226	1- 1	179	177	193	193	29	29	

TOTALS	RPI 1-25	RPI 26-50	W-L RECORDS	RPI 51-100	RPI 101-999	RPI 201+				
13- 8	0- 0	0- 2	OVERALL	0- 1	13- 5	11- 1				
7- 1	0- 0	0- 0	HOME	0- 0	7- 1	6- 0				
5- 6	0- 0	0- 2	AWAY	0- 1	5- 2	4- 0				
1- 1	0- 0	0- 0	NEUTRAL	0- 0	1- 1	1- 1				
4- 7	0- 0	0- 2	NON-CONFERENCE	0- 1	4- 4	3- 1				
1- 1	0- 0	0- 0	HOME	0- 0	1- 1	1- 0				
2- 5	0- 0	0- 2	AWAY	0- 1	2- 2	1- 0				
1- 1	0- 0	0- 0	NEUTRAL	0- 0	1- 1	1- 1				
9- 1	0- 0	0- 0	CONFERENCE	0- 0	9- 1	8- 0				
6- 0	0- 0	0- 0	HOME	0- 0	6- 0	5- 0				
3- 1	0- 0	0- 0	AWAY	0- 0	3- 1	3- 0				
0- 0	0- 0	0- 0	NEUTRAL	0- 0	0- 0	0- 0				

RPI 1-25				RPI 26-50				RPI 51-100				RPI 101+				Team's RPI: 129
RPI	S	Opponent	Score	RPI	S	Opponent	Score	RPI	S	Opponent	Score	RPI	S	Opponent	Score	
				42	A	Gonzaga	74 97	61	A	Toledo	66 74	137	H	William & Mary	86 92	
				48	A	Duquesne	68 87					142	A	Cincinnati	77 73	
												148	A	Robert Morris	62 63	
												148	H	Robert Morris	68 47	
												189	A	Columbia	81 94	
												193	A	Boise St.	59 87	
												220	N	Southeast Mo. St.	50 82	
												225	H	Youngstown St.	79 65	
												265	A	Fairleigh Dickinson	80 56	
												276	H	Saint Francis Brooklyn	90 75	
												277	H	LIU Brooklyn	101 71	
												282	H	Bryant	87 69	
												283	H	Mt. St. Mary's	92 88	
												286	A	Sacred Heart	89 48	
												288	H	Central Conn. St.	87 59	
												311	N	Old Dominion	79 68	
												313	A	Portland	106 101	
												319	A	Wagner	79 76	

LAST 12 Division I GAMES:																
				148	H	Robert Morris	68 47	277	H	LIU Brooklyn	101 71					
				282	H	Bryant	87 69	276	H	Saint Francis Brooklyn	90 75					
				288	H	Central Conn. St.	87 59	265	A	Fairleigh Dickinson	80 56					
				319	A	Wagner	79 76	286	A	Sacred Heart	89 48					
				283	H	Mt. St. Mary's	92 88	193	A	Boise St.	59 87					
				148	A	Robert Morris	62 63	313	A	Portland	106 101					

Non-Div I Games: Seton Hill 103 71

Saint Francis (PA)

Average RPI	Win:	240	WON-LOST	WINNING	LAST 10	STRENGTH OF	OPP. STRENGTH	TEAM	ADJ.	CONF.	ADJ CONF.
Average RPI	Loss:	117	RECORD	PCT. RANK	GAMES	SCHEDULE	OF SCHEDULE	RPI	RPI	RPI	RPI
DIV. I ONLY		10- 12		205	5- 5	164	180	183	183	12	12
DIV. I NON-CONF.		5- 7		212	0- 2	150	203	174	174	10	10

TOTALS	RPI 1-25		RPI 26-50		W-L RECORDS	RPI 51-100		RPI 101-999		RPI 201+	
10- 12	0- 0		0- 4		OVERALL	1- 4		9- 4		8- 2	
4- 5	0- 0		0- 2		HOME	0- 3		4- 0		4- 0	
6- 6	0- 0		0- 1		AWAY	1- 1		5- 4		4- 2	
0- 1	0- 0		0- 1		NEUTRAL	0- 0		0- 0		0- 0	
5- 7	0- 0		0- 2		NON-CONFERENCE	1- 2		4- 3		3- 1	
2- 2	0- 0		0- 0		HOME	0- 2		2- 0		2- 0	
3- 4	0- 0		0- 1		AWAY	1- 0		2- 3		1- 1	
0- 1	0- 0		0- 1		NEUTRAL	0- 0		0- 0		0- 0	
5- 5	0- 0		0- 2		CONFERENCE	0- 2		5- 1		5- 1	
2- 3	0- 0		0- 2		HOME	0- 1		2- 0		2- 0	
3- 2	0- 0		0- 0		AWAY	0- 1		3- 1		3- 1	
0- 0	0- 0		0- 0		NEUTRAL	0- 0		0- 0		0- 0	

RPI 1-25				RPI 26-50				RPI 51-100				RPI 101+				Team's RPI: 183	
RPI	S	Opponent	Score	RPI	S	Opponent	Score	RPI	S	Opponent	Score	RPI	S	Opponent	Score		
26	A	Villanova	44 79	26	A	Villanova	44 79	57	H	Drexel	58 65	136	A	Bucknell	77 53		
43	H	Dayton	59 65	43	H	Dayton	59 65	82	A	James Madison	73 66	172	A	Florida	51 71		
45	N	Princeton	54 63	45	N	Princeton	54 63	88	A	Saint Louis	73 96	174	A	Temple	66 69		
48	H	Duquesne	42 61	48	H	Duquesne	42 61	90	H	Penn	50 57	207	H	Richmond	81 72		
								96	H	George Mason	57 65	229	A	Niagara	93 69		
												232	A	La Salle	75 64		
												237	A	St. Bonaventure	70 64		
												263	A	Towson	66 90		
												291	A	Massachusetts	84 79		
												299	A	VCU	54 56		
												299	H	VCU	79 41		
												344	H	Saint Peter's	87 58		
												347	H	Eastern Ill.	80 62		
LAST 12 Division I GAMES:																	
96	H	George Mason	57 65	207	H	Richmond	81 72										
299	A	VCU	54 56	43	H	Dayton	59 65										
232	A	La Salle	75 64	237	A	St. Bonaventure	70 64										
48	H	Duquesne	42 61	299	H	VCU	79 41										
88	A	Saint Louis	73 96	172	A	Florida	51 71										
291	A	Massachusetts	84 79	45	N	Princeton	54 63										

Non-Div I Games:

Saint Joseph's

Average RPI Win:	178	WON-LOST	WINNING	LAST 10	STRENGTH OF	OPP. STRENGTH	TEAM	ADJ.	CONF.	ADJ CONF.
Average RPI Loss:	78	RECORD	PCT. RANK	GAMES	SCHEDULE	OF SCHEDULE	RPI	RPI	RPI	RPI
DIV. I ONLY	13- 10	136	7- 3	72	95	88	88	12	12	
DIV. I NON-CONF.	6- 7	184	2- 0	103	32	135	135	10	10	

TOTALS	RPI 1-25	RPI 26-50	W-L RECORDS	RPI 51-100	RPI 101-999	RPI 201+				
13- 10	0- 3	0- 1	OVERALL	1- 3	12- 3	5- 0				
8- 2	0- 0	0- 0	HOME	1- 0	7- 2	3- 0				
3- 7	0- 1	0- 1	AWAY	0- 1	3- 1	2- 0				
2- 1	0- 1	0- 0	NEUTRAL	0- 0	2- 0	0- 0				
6- 7	0- 3	0- 0	NON-CONFERENCE	0- 1	6- 3	2- 0				
3- 2	0- 0	0- 0	HOME	0- 0	3- 2	1- 0				
1- 4	0- 2	0- 0	AWAY	0- 1	1- 1	1- 0				
2- 1	0- 1	0- 0	NEUTRAL	0- 0	2- 0	0- 0				
7- 3	0- 0	0- 1	CONFERENCE	1- 2	6- 0	3- 0				
5- 0	0- 0	0- 0	HOME	1- 0	4- 0	2- 0				
2- 3	0- 0	0- 1	AWAY	0- 2	2- 0	1- 0				
0- 0	0- 0	0- 0	NEUTRAL	0- 0	0- 0	0- 0				

RPI 1-25				RPI 26-50				RPI 51-100				RPI 101+			
RPI	S	Opponent	Score	RPI	S	Opponent	Score	RPI	S	Opponent	Score	RPI	S	Opponent	Score
16	A	Missouri	58 70	43	A	Dayton	76 101	73	A	Fordham	63 66	111	A	George Washington	72 69
24	A	DePaul	78 86					73	H	Fordham	91 85	121	N	Ole Miss	79 64
25	N	LSU	59 71					83	A	Washington St.	63 85	123	H	Vanderbilt	69 74
								96	A	George Mason	72 81	124	N	Cleveland St.	80 64
												126	H	Little Rock	48 45
												133	A	SIUE	72 79
												153	H	Davidson	88 72
												159	H	Loyola Marymount	60 62
												168	H	Tulsa	77 66
												183	H	Saint Joseph's	96 73
												207	A	Richmond	79 61
												237	H	St. Bonaventure	78 55
												255	A	Indiana St.	60 59
												261	H	Lipscomb	101 57
												291	H	Massachusetts	64 63

LAST 12 Division I GAMES:															
153	H	Davidson	88 72	43	A	Dayton	76 101	73	A	Fordham	63 66	207	A	Richmond	79 61
73	H	Fordham	91 85					237	H	St. Bonaventure	78 55	168	H	Tulsa	77 66
111	A	George Washington	72 69					261	H	Lipscomb	101 57				
96	A	George Mason	72 81												
183	H	Saint Joseph's	96 73												
291	H	Massachusetts	64 63												

Non-Div I Games:

Saint Louis

Average RPI Win:	176	WON-LOST	WINNING	LAST 10	STRENGTH OF	OPP. STRENGTH	TEAM	ADJ.	CONF.	ADJ CONF.
Average RPI Loss:	107	RECORD	PCT. RANK	GAMES	SCHEDULE	OF SCHEDULE	RPI	RPI	RPI	RPI
DIV. I ONLY	15- 8	82	7- 3	95	108	79	79	13	13	
DIV. I NON-CONF.	7- 4	102	0- 0	65	43	56	56	11	11	

TOTALS	RPI 1-25	RPI 26-50	W-L RECORDS	RPI 51-100	RPI 101-999	RPI 201+				
15- 8	0- 0	0- 3	OVERALL	2- 2	13- 3	5- 1				
9- 2	0- 0	0- 1	HOME	2- 1	7- 0	3- 0				
4- 6	0- 0	0- 2	AWAY	0- 1	4- 3	1- 1				
2- 0	0- 0	0- 0	NEUTRAL	0- 0	2- 0	1- 0				
7- 4	0- 0	0- 2	NON-CONFERENCE	2- 2	5- 0	1- 0				
4- 1	0- 0	0- 0	HOME	2- 1	2- 0	0- 0				
1- 3	0- 0	0- 2	AWAY	0- 1	1- 0	0- 0				
2- 0	0- 0	0- 0	NEUTRAL	0- 0	2- 0	1- 0				
8- 4	0- 0	0- 1	CONFERENCE	0- 0	8- 3	4- 1				
5- 1	0- 0	0- 1	HOME	0- 0	5- 0	3- 0				
3- 3	0- 0	0- 0	AWAY	0- 0	3- 3	1- 1				
0- 0	0- 0	0- 0	NEUTRAL	0- 0	0- 0	0- 0				

RPI 1-25				RPI 26-50				RPI 51-100				Team's RPI : 79				RPI 101+			
RPI	S	Opponent	Score	RPI	S	Opponent	Score	RPI	S	Opponent	Score	RPI	S	Opponent	Score	RPI	S	Opponent	Score
				35	A	Purdue	60 70	69	H	UC Davis	50 74	119	A	BYU	54 63				
				37	A	Cal i forni a	80 87	70	H	Indi ana	88 82	119	H	BYU	57 49				
				42	H	Gonzaga	65 73	83	H	Washi ngton St.	81 75	152	A	Paci fi c	70 69				
								85	A	Utah	63 74	152	H	Paci fi c	96 88				
												159	A	Loyol a Marymount	57 69				
												161	H	Cal Poly	82 64				
												165	A	San Franci sco	73 59				
												193	A	Boise St.	74 72				
												195	N	Eastern Wash.	76 56				
												201	H	UC Santa Barbara	89 59				
												211	N	UT Martin	69 58				
												213	A	San Di ego	75 53				
												213	H	San Di ego	66 57				
												235	H	Pepperdi ne	75 62				
												274	H	Santa Clara	59 46				
												313	A	Portl and	65 68				
LAST 12 Di vi si on I GAMES:																			
				213	H	San Di ego	66 57	235	H	Pepperdi ne	75 62								
				165	A	San Franci sco	73 59	274	H	Santa Clara	59 46								
				313	A	Portl and	65 68	213	A	San Di ego	75 53								
				119	A	BYU	54 63	152	A	Paci fi c	70 69								
				152	H	Paci fi c	96 88	119	H	BYU	57 49								
				42	H	Gonzaga	65 73	159	A	Loyol a Marymount	57 69								

Non-Di v I Games:

Saint Mary's (CA)

Average RPI Win:	253	WON-LOST	WINNING	LAST 10	STRENGTH OF	OPP. STRENGTH	TEAM	ADJ.	CONF.	ADJ CONF.
Average RPI Loss:	237	RECORD	PCT. RANK	GAMES	SCHEDULE	OF SCHEDULE	RPI	RPI	RPI	RPI
DIV. I ONLY	4- 20	317	1- 9	336	336	344	344	27	27	
DIV. I NON-CONF.	3- 8	268	0- 0	312	344	323	323	26	26	

TOTALS	RPI 1-25	RPI 26-50	W-L RECORDS	RPI 51-100	RPI 101-999	RPI 201+				
4- 20	0- 0	0- 0	OVERALL	0- 2	4- 18	3- 14				
2- 8	0- 0	0- 0	HOME	0- 0	2- 8	2- 5				
1- 12	0- 0	0- 0	AWAY	0- 2	1- 9	1- 8				
1- 0	0- 0	0- 0	NEUTRAL	0- 0	1- 0	0- 0				
3- 8	0- 0	0- 0	NON-CONFERENCE	0- 1	3- 7	2- 5				
1- 3	0- 0	0- 0	HOME	0- 0	1- 3	1- 2				
1- 5	0- 0	0- 0	AWAY	0- 1	1- 4	1- 3				
1- 0	0- 0	0- 0	NEUTRAL	0- 0	1- 0	0- 0				
1- 12	0- 0	0- 0	CONFERENCE	0- 1	1- 11	1- 9				
1- 5	0- 0	0- 0	HOME	0- 0	1- 5	1- 3				
0- 7	0- 0	0- 0	AWAY	0- 1	0- 6	0- 6				
0- 0	0- 0	0- 0	NEUTRAL	0- 0	0- 0	0- 0				

RPI 1-25				RPI 26-50				RPI 51-100				RPI 101+ Team's RPI: 344			
RPI	S	Opponent	Score	RPI	S	Opponent	Score	RPI	S	Opponent	Score	RPI	S	Opponent	Score
								62	A	Qui nni pi ac	39 86	118	H	Yale	49 70
								94	A	Seton Hal l	49 91	128	N	Del aware	90 87
												169	H	Marist	53 86
												183	A	Saint Joseph's	58 87
												198	H	Si ena	59 62
												229	A	Ni agara	54 64
												229	H	Ni agara	52 87
												243	H	Lafayette	64 61
												252	A	Manhattan	64 76
												253	A	Fai rfi el d	41 62
												265	A	Fai rlei gh Di cki nson	59 69
												268	H	Ri der	52 57
												276	H	St. Franci s Brookl yn	49 64
												277	A	LIU Brookl yn	46 57
												291	A	Massachusetts	65 81
												293	A	Canis i us	49 52
												293	H	Canis i us	53 66
												297	A	Monmouth	44 51
												297	H	Monmouth	67 47
												338	A	I ona	42 52
												342	A	NJIT	59 52
												346	H	UMass Lowel l	60 66
LAST 12 Divi sion I GAMES:															
293	A	Canis i us	49 52	293	H	Canis i us	53 66								
229	A	Ni agara	54 64	253	A	Fai rfi el d	41 62								
198	H	Si ena	59 62	62	A	Qui nni pi ac	39 86								
338	A	I ona	42 52	297	A	Monmouth	44 51								
297	H	Monmouth	67 47	169	H	Marist	53 86								
229	H	Ni agara	52 87	268	H	Ri der	52 57								

Non-Div I Games:

Saint Peter's

Average RPI Win:	296	WON-LOST	WINNING	LAST 10	STRENGTH OF	OPP. STRENGTH	TEAM	ADJ.	CONF.	ADJ CONF.
Average RPI Loss:	188	RECORD	PCT. RANK	GAMES	SCHEDULE	OF SCHEDULE	RPI	RPI	RPI	RPI

DIV. I ONLY	2- 16	330	1- 9	189	341	330	330	25	25
DIV. I NON-CONF.	1- 6	306	0- 1	20	345	253	253	25	25

TOTALS	RPI 1-25	RPI 26-50	W-L RECORDS	RPI 51-100	RPI 101-999	RPI 201+			
2- 16	0- 1	0- 0	OVERALL	0- 1	2- 14	2- 8			
1- 8	0- 0	0- 0	HOME	0- 0	1- 8	1- 6			
1- 8	0- 0	0- 0	AWAY	0- 0	1- 0	1- 0			
0- 0	0- 0	0- 0	NEUTRAL	0- 0	0- 0	0- 0			
1- 6	0- 1	0- 0	NON-CONFERENCE	0- 1	1- 4	1- 1			
1- 3	0- 0	0- 0	HOME	0- 0	1- 3	1- 1			
0- 3	0- 1	0- 0	AWAY	0- 1	0- 1	0- 0			
0- 0	0- 0	0- 0	NEUTRAL	0- 0	0- 0	0- 0			
1- 10	0- 0	0- 0	CONFERENCE	0- 0	1- 10	1- 7			
0- 5	0- 0	0- 0	HOME	0- 0	0- 5	0- 5			
1- 5	0- 0	0- 0	AWAY	0- 0	1- 5	1- 2			
0- 0	0- 0	0- 0	NEUTRAL	0- 0	0- 0	0- 0			

RPI 1-25	RPI 26-50	RPI 51-100	RPI 101+	Team's RPI: 330
RPI S Opponent Score	RPI S Opponent Score	RPI S Opponent Score	RPI S Opponent Score	
25 A LSU 58 71		87 A Arkansas 54 65	103 A Lamar University 44 91	
			107 H Rice 50 79	
			120 A Central Ark. 44 69	
			127 A SFA 53 75	
			143 H Texas St. 41 73	
			164 A Southern Miss. 38 58	
			203 A Abilene Christian 65 83	
			203 H Abilene Christian 72 75	
			247 H Texas Southern 58 77	
			256 H A&M-Corpus Christi 57 67	
			273 H McNeese 63 66	
			284 A Southeastern La. 57 52	
			300 H Incarnate Word 49 56	
			308 H Jackson St. 74 68	
			322 H Houston Baptist 61 69	
			325 A Northwestern St. 60 63	
LAST 12 Division I GAMES:				
203 H Abilene Christian 72 75	322 H Houston Baptist 61 69			
273 H McNeese 63 66	256 H A&M-Corpus Christi 57 67			
127 A SFA 53 75	300 H Incarnate Word 49 56			
284 A Southeastern La. 57 52	120 A Central Ark. 44 69			
103 A Lamar University 44 91	203 A Abilene Christian 65 83			
325 A Northwestern St. 60 63	25 A LSU 58 71			

Non-Div I Games: Wiley 80 41 St. Thomas Houston 68 66

Sam Houston St.

Average RPI Win:	222	WON-LOST	WINNING	LAST 10	STRENGTH OF	OPP. STRENGTH	TEAM	ADJ.	CONF.	ADJ CONF.
Average RPI Loss:	105	RECORD	PCT. RANK	GAMES	SCHEDULE	OF SCHEDULE	RPI	RPI	RPI	RPI
DIV. I ONLY	11- 12	187	5- 5	106	159	166	166	17	17	
DIV. I NON-CONF.	7- 7	170	2- 1	52	141	116	116	16	16	

TOTALS	RPI 1-25	RPI 26-50	W-L RECORDS	RPI 51-100	RPI 101-999	RPI 201+				
11- 12	0- 2	1- 0	OVERALL	0- 5	10- 5	5- 1				
10- 2	0- 0	1- 0	HOME	0- 1	9- 1	5- 0				
0- 9	0- 0	0- 0	AWAY	0- 0	0- 0	0- 0				
1- 1	0- 0	0- 0	NEUTRAL	0- 0	1- 1	0- 0				
7- 7	0- 2	1- 0	NON-CONFERENCE	0- 3	6- 2	2- 0				
6- 1	0- 0	1- 0	HOME	0- 0	5- 1	2- 0				
0- 5	0- 2	0- 0	AWAY	0- 3	0- 0	0- 0				
1- 1	0- 0	0- 0	NEUTRAL	0- 0	1- 1	0- 0				
4- 5	0- 0	0- 0	CONFERENCE	0- 2	4- 3	3- 1				
4- 1	0- 0	0- 0	HOME	0- 1	4- 0	3- 0				
0- 4	0- 0	0- 0	AWAY	0- 1	0- 3	0- 1				
0- 0	0- 0	0- 0	NEUTRAL	0- 0	0- 0	0- 0				

RPI 1-25				RPI 26-50				RPI 51-100				RPI 101+ Team's RPI: 166			
RPI	S	Opponent	Score	RPI	S	Opponent	Score	RPI	S	Opponent	Score	RPI	S	Opponent	Score
6	A	Florida St.	62 87	47	H	UCF	58 51	58	H	Mercer	59 73	122	N	UTEP	33 46
23	A	Iowa	59 80					68	A	Belmont	46 83	132	H	Colorado	60 71
								74	A	UAB	53 77	144	A	ETSU	48 76
								87	A	Arkansas	63 84	164	H	Southern Miss.	61 56
								92	A	Chattanooga	58 68	179	H	Hampton	66 61
												188	A	Furman	41 45
												188	H	Furman	62 58
												194	H	Troy	80 73
												194	N	Troy	82 76
												231	H	UNCG	56 48
												271	A	Wofford	46 58
												271	H	Wofford	81 77
												317	H	Alabama St.	58 39
												326	H	Western Caro.	62 54
												332	H	Rhode Island	67 37

LAST 12 Division I GAMES:															
188	H	Furman	62 58	58	H	Mercer	59 73								
271	H	Wofford	81 77	271	A	Wofford	46 58								
144	A	ETSU	48 76	188	A	Furman	41 45								
92	A	Chattanooga	58 68	179	H	Hampton	66 61								
231	H	UNCG	56 48	194	N	Troy	82 76								
326	H	Western Caro.	62 54	122	N	UTEP	33 46								

Non-Div I Games: AUM 59 46

Samford

Average RPI Win:	223	WON-LOST	WINNING	LAST 10	STRENGTH OF	OPP. STRENGTH	TEAM	ADJ.	CONF.	ADJ CONF.
Average RPI Loss:	161	RECORD	PCT. RANK	GAMES	SCHEDULE	OF SCHEDULE	RPI	RPI	RPI	RPI
DIV. I ONLY	11- 11	171	4- 6	275	149	213	213	13	13	
DIV. I NON-CONF.	6- 4	122	0- 0	322	185	188	188	11	11	

TOTALS	RPI 1-25	RPI 26-50	W-L RECORDS	RPI 51-100	RPI 101-999	RPI 201+				
11- 11	0- 0	0- 2	OVERALL	1- 2	10- 7	5- 5				
6- 4	0- 0	0- 1	HOME	1- 1	5- 2	4- 0				
4- 7	0- 0	0- 1	AWAY	0- 1	4- 5	1- 5				
1- 0	0- 0	0- 0	NEUTRAL	0- 0	1- 0	0- 0				
6- 4	0- 0	0- 1	NON-CONFERENCE	1- 0	5- 3	3- 3				
4- 0	0- 0	0- 0	HOME	1- 0	3- 0	3- 0				
1- 4	0- 0	0- 1	AWAY	0- 0	1- 3	0- 3				
1- 0	0- 0	0- 0	NEUTRAL	0- 0	1- 0	0- 0				
5- 7	0- 0	0- 1	CONFERENCE	0- 2	5- 4	2- 2				
2- 4	0- 0	0- 1	HOME	0- 1	2- 2	1- 0				
3- 3	0- 0	0- 0	AWAY	0- 1	3- 2	1- 2				
0- 0	0- 0	0- 0	NEUTRAL	0- 0	0- 0	0- 0				

RPI	S	Opponent	Score	RPI	S	Opponent	Score	RPI	S	Opponent	Score	RPI	S	Opponent	Score
37	A	Cal i forn i a	64 89	52	H	Min nesota	72 69	119	H	BYU	70 69	152	H	Paci fi c	68 81
42	H	Gonzaga	44 63	79	A	Saint Mary's (CA)	57 66	159	A	Loyol a Marymount	60 54	159	H	Loyol a Marymount	53 67
				79	H	Saint Mary's (CA)	53 75	165	A	San Francis co	60 54	193	N	Boi se St.	72 52
								201	A	UC Santa Barbara	71 58	206	A	Seattle U	73 80
								235	A	Pepperdi ne	62 66	250	A	San Diego St.	76 77
								254	A	Hawai i	63 64	274	A	Santa Clara	50 59
								302	H	Southern Utah	72 59	304	H	UTSA	78 69
								313	A	Portl and	75 60	313	H	Portl and	59 52
								335	H	Long Beach St.	74 40				
LAST 12 Division I GAMES:															
79	A	Saint Mary's (CA)	57 66	159	A	Loyol a Marymount	60 54	152	H	Paci fi c	68 81	79	H	Saint Mary's (CA)	53 75
42	H	Gonzaga	44 63	152	H	Paci fi c	68 81	313	H	Portl and	59 52	235	A	Pepperdi ne	62 66
159	H	Loyol a Marymount	53 67	313	H	Portl and	59 52	165	A	San Francis co	60 54				
274	A	Santa Clara	50 59												
119	H	BYU	70 69												
313	A	Portl and	75 60												

Non-Div I Games: San Diego Christian 82 53

San Diego

Average RPI Win: 205
Average RPI Loss: 170

WON-LOST
RECORD

WINNING
PCT. RANK

LAST 10
GAMES

STRENGTH OF
SCHEDULE

OPP. STRENGTH
OF SCHEDULE

TEAM
RPI

ADJ.
RPI

CONF.
RPI

ADJ CONF.
RPI

DIV. I ONLY	8- 12	232	3- 7	218	162	250	250	16	16
DIV. I NON-CONF.	5- 5	170	0- 2	260	256	246	246	14	14
<hr/>									
TOTALS	RPI 1-25	RPI 26-50	W-L RECORDS	RPI 51-100	RPI 101-999	RPI 201+			
8- 12	0- 0	0- 1	OVERALL	2- 2	6- 9	5- 3			
6- 5	0- 0	0- 0	HOME	2- 1	4- 4	3- 1			
2- 5	0- 0	0- 0	AWAY	0- 0	2- 5	2- 2			
0- 2	0- 0	0- 1	NEUTRAL	0- 1	0- 0	0- 0			
5- 5	0- 0	0- 1	NON-CONFERENCE	0- 1	5- 3	4- 1			
4- 2	0- 0	0- 0	HOME	0- 0	4- 2	3- 1			
1- 1	0- 0	0- 0	AWAY	0- 0	1- 1	1- 0			
0- 2	0- 0	0- 1	NEUTRAL	0- 1	0- 0	0- 0			
3- 7	0- 0	0- 0	CONFERENCE	2- 1	1- 6	1- 2			
2- 3	0- 0	0- 0	HOME	2- 1	0- 2	0- 0			
1- 4	0- 0	0- 0	AWAY	0- 0	1- 4	1- 2			
0- 0	0- 0	0- 0	NEUTRAL	0- 0	0- 0	0- 0			

RPI 1-25				RPI 26-50				RPI 51-100				RPI 101+				Team's RPI: 250
RPI	S	Opponent	Score	RPI	S	Opponent	Score	RPI	S	Opponent	Score	RPI	S	Opponent	Score	
				29	N	Central Mich.	76 85	78	H	Wyoming	68 62	112	A	Colorado St.	43 72	
								80	H	New Mexico	97 89	112	H	Colorado St.	63 65	
								98	N	Tulane	46 80	147	A	Fresno St.	53 64	
								100	H	UNLV	64 75	177	H	UC Irvine	65 67	
												184	H	CSUN	58 55	
												193	H	Boise St.	70 86	
												201	A	UC Santa Barbara	64 77	
												213	H	San Diego	77 76	
												249	A	San Jose St.	75 65	
												259	H	Presbyteri an	77 50	
												274	H	Santa Clara	34 48	
												281	A	Arizona	78 67	
												290	A	Utah St.	58 62	
												298	H	Cal St. Fullerton	59 58	
												312	A	Air Force	51 61	
<hr/>																
LAST 12 Division I GAMES:																
312	A	Air Force	51 61	249	A	San Jose St.	75 65									
100	H	UNLV	64 75	112	H	Colorado St.	63 65									
112	A	Colorado St.	43 72	290	A	Utah St.	58 62									
80	H	New Mexico	97 89	78	H	Wyoming	68 62									
147	A	Fresno St.	53 64	201	A	UC Santa Barbara	64 77									
193	H	Boise St.	70 86	274	H	Santa Clara	34 48									

Non-Div I Games: Hope Int'l 92 68

San Diego St.

Loss, Non-Conf, S Site, H Home A Away N Neutral

Average RPI Win:	218	WON-LOST	WINNING	LAST 10	STRENGTH OF	OPP. STRENGTH	TEAM	ADJ.	CONF.	ADJ CONF.
Average RPI Loss:	107	RECORD	PCT. RANK	GAMES	SCHEDULE	OF SCHEDULE	RPI	RPI	RPI	RPI
DIV. I ONLY	11- 12	187	5- 5	125	132	165	165	13	13	
DIV. I NON-CONF.	5- 6	187	0- 0	87	116	140	140	11	11	

TOTALS	RPI 1-25	RPI 26-50	W-L RECORDS	RPI 51-100	RPI 101-999	RPI 201+				
11- 12	0- 1	0- 3	OVERALL	0- 3	11- 5	6- 2				
7- 5	0- 1	0- 1	HOME	0- 2	7- 1	4- 1				
3- 7	0- 0	0- 2	AWAY	0- 1	3- 4	2- 1				
1- 0	0- 0	0- 0	NEUTRAL	0- 0	1- 0	0- 0				
5- 6	0- 1	0- 1	NON-CONFERENCE	0- 2	5- 2	2- 0				
3- 2	0- 1	0- 0	HOME	0- 1	3- 0	1- 0				
1- 4	0- 0	0- 1	AWAY	0- 1	1- 2	1- 0				
1- 0	0- 0	0- 0	NEUTRAL	0- 0	1- 0	0- 0				
6- 6	0- 0	0- 2	CONFERENCE	0- 1	6- 3	4- 2				
4- 3	0- 0	0- 1	HOME	0- 1	4- 1	3- 1				
2- 3	0- 0	0- 1	AWAY	0- 0	2- 2	1- 1				
0- 0	0- 0	0- 0	NEUTRAL	0- 0	0- 0	0- 0				

RPI 1-25				RPI 26-50				RPI 51-100				RPI 101+ Team's RPI: 165			
RPI	S	Opponent	Score	RPI	S	Opponent	Score	RPI	S	Opponent	Score	RPI	S	Opponent	Score
12	H	Stanford	66 86	32	A	Northern Colo.	60 73	69	A	UC Davis	55 72	119	A	BYU	66 70
				42	A	Gonzaga	47 74	79	H	Saint Mary's (CA)	59 73	147	H	Fresno St.	70 62
				42	H	Gonzaga	57 81	83	H	Washington St.	70 74	148	N	Robert Morris	57 45
												152	A	Paci fic	81 71
												159	H	Loyol a Marymount	78 60
												161	A	Cal Poly	83 88
												161	H	Cal Poly	83 71
												199	A	UT Arlington	54 56
												213	H	San Diego	54 60
												235	A	Pepperdi ne	92 95
												235	H	Pepperdi ne	68 67
												249	A	San Jose St.	87 81
												274	A	Santa Clara	58 54
												274	H	Santa Clara	64 47
												285	H	Sacramento St.	90 76
												313	H	Portl and	84 75

LAST 12 Division I GAMES:															
274	H	Santa Clara	64 47	42	A	Gonzaga	47 74	159	H	Loyol a Marymount	78 60				
79	H	Saint Mary's (CA)	59 73	235	H	Pepperdi ne	68 67	119	A	BYU	66 70				
42	H	Gonzaga	57 81	313	H	Portl and	84 75	274	H	San Diego	54 60				
152	A	Paci fic	81 71												
235	A	Pepperdi ne	92 95												
274	A	Santa Clara	58 54												

Non-Div I Games:

San Francisco

Average RPI Win:	239	WON-LOST	WINNING	LAST 10	STRENGTH OF	OPP. STRENGTH	TEAM	ADJ.	CONF.	ADJ CONF.
Average RPI Loss:	128	RECORD	PCT. RANK	GAMES	SCHEDULE	OF SCHEDULE	RPI	RPI	RPI	RPI
DIV. I ONLY	5- 16	302	2- 8	119	121	249	249	16	16	
DIV. I NON-CONF.	2- 8	290	0- 0	99	133	252	252	14	14	

TOTALS	RPI 1-25	RPI 26-50	W-L RECORDS	RPI 51-100	RPI 101-999	RPI 201+				
5- 16	0- 1	0- 1	OVERALL	1- 5	4- 9	4- 1				
3- 7	0- 0	0- 0	HOME	1- 2	2- 5	2- 1				
2- 8	0- 1	0- 1	AWAY	0- 3	2- 3	2- 0				
0- 1	0- 0	0- 0	NEUTRAL	0- 0	0- 1	0- 0				
2- 8	0- 1	0- 1	NON-CONFERENCE	0- 1	2- 5	2- 0				
1- 4	0- 0	0- 0	HOME	0- 1	1- 3	1- 0				
1- 3	0- 1	0- 1	AWAY	0- 0	1- 1	1- 0				
0- 1	0- 0	0- 0	NEUTRAL	0- 0	0- 1	0- 0				
3- 8	0- 0	0- 0	CONFERENCE	1- 4	2- 4	2- 1				
2- 3	0- 0	0- 0	HOME	1- 1	1- 2	1- 1				
1- 5	0- 0	0- 0	AWAY	0- 3	1- 2	1- 0				
0- 0	0- 0	0- 0	NEUTRAL	0- 0	0- 0	0- 0				

RPI 1-25				RPI 26-50				RPI 51-100				RPI 101+ Team's RPI: 249			
RPI	S	Opponent	Score	RPI	S	Opponent	Score	RPI	S	Opponent	Score	RPI	S	Opponent	Score
8	A	UCLA	69 129	49	A	Oregon St.	62 110	56	H	Nebraska	55 81	112	A	Colorado St.	48 63
								78	A	Wyoming	46 58	152	A	Pacific	97 106
								80	A	New Mexico	62 92	155	H	Portland St.	78 90
								80	H	New Mexico	95 86	165	H	San Francisco	81 87
								100	A	UNLV	60 79	179	N	Hampton	73 81
								100	H	UNLV	53 80	184	H	CSUN	59 76
												190	A	Nevada	63 91
												193	H	Boise St.	80 112
												240	H	CSU Bakersfield	67 57
												250	H	San Diego St.	65 75
												274	A	Santa Clara	71 66
												290	H	Utah St.	79 66
												312	A	Air Force	75 74

LAST 12 Division I GAMES:															
				80	A	New Mexico	62 92	250	H	San Diego St.	65 75				
				100	H	UNLV	53 80	80	H	New Mexico	95 86				
				78	A	Wyoming	46 58	100	A	UNLV	60 79				
				193	H	Boise St.	80 112	112	A	Colorado St.	48 63				
				190	A	Nevada	63 91	290	H	Utah St.	79 66				
				312	A	Air Force	75 74	56	H	Nebraska	55 81				

Non-Div I Games: Southern Ore. 89 87

San Jose St.

Average RPI Win:	254	WON-LOST	WINNING	LAST 10	STRENGTH OF	OPP. STRENGTH	TEAM	ADJ.	CONF.	ADJ CONF.
Average RPI Loss:	153	RECORD	PCT. RANK	GAMES	SCHEDULE	OF SCHEDULE	RPI	RPI	RPI	RPI
DIV. I ONLY	6- 16	285	3- 7	235	139	274	274	13	13	
DIV. I NON-CONF.	3- 7	254	0- 0	314	183	294	294	11	11	

TOTALS	RPI 1-25	RPI 26-50	W-L RECORDS	RPI 51-100	RPI 101-999	RPI 201+				
6- 16	0- 0	0- 3	OVERALL	0- 2	6- 11	5- 4				
3- 7	0- 0	0- 2	HOME	0- 1	3- 4	2- 2				
3- 9	0- 0	0- 0	AWAY	0- 0	3- 0	3- 0				
0- 0	0- 0	0- 0	NEUTRAL	0- 0	0- 0	0- 0				
3- 7	0- 0	0- 1	NON-CONFERENCE	0- 1	3- 5	2- 3				
1- 4	0- 0	0- 1	HOME	0- 1	1- 2	0- 2				
2- 3	0- 0	0- 0	AWAY	0- 0	2- 3	2- 1				
0- 0	0- 0	0- 0	NEUTRAL	0- 0	0- 0	0- 0				
3- 9	0- 0	0- 2	CONFERENCE	0- 1	3- 6	3- 1				
2- 3	0- 0	0- 1	HOME	0- 0	2- 2	2- 0				
1- 6	0- 0	0- 1	AWAY	0- 1	1- 4	1- 1				
0- 0	0- 0	0- 0	NEUTRAL	0- 0	0- 0	0- 0				

RPI 1-25				RPI 26-50				RPI 51-100				RPI 101+				Team's RPI: 274	
RPI	S	Opponent	Score	RPI	S	Opponent	Score	RPI	S	Opponent	Score	RPI	S	Opponent	Score		
				37	H	Cal i forn i a	41 79	51	H	Southern Cal i forn i a	43 64	119	A	BYU	47 65		
				42	A	Gonzaga	44 71	79	A	Saint Mary' s (CA)	46 59	152	A	Paci fic	37 55		
				42	H	Gonzaga	51 63					159	H	Loyol a Marymount	51 65		
												165	A	San Francis co	47 64		
												165	H	San Francis co	54 58		
												190	A	Nevada	41 52		
												191	A	Northwestern	47 57		
												201	H	UC Santa Barbara	68 63		
												213	H	San Diego	59 50		
												235	A	Pepperdi ne	55 56		
												235	H	Pepperdi ne	54 50		
												249	H	San Jose St.	66 71		
												250	A	San Diego St.	48 34		
												278	A	Grand Canyon	38 39		
												298	H	Cal St. Fullerton	69 73		
												313	A	Portl and	50 43		
												314	A	Ill . -Chi cago	45 36		
LAST 12 Di vi si on I GAMES:																	
				165	A	San Francis co	47 64	119	A	BYU	47 65						
				152	A	Paci fic	37 55	79	A	Saint Mary' s (CA)	46 59						
				235	H	Pepperdi ne	54 50	313	A	Portl and	50 43						
				213	H	San Di ego	59 50	159	H	Loyol a Marymount	51 65						
				42	A	Gonzaga	44 71	42	H	Gonzaga	51 63						
				165	H	San Francis co	54 58	235	A	Pepperdi ne	55 56						

Non-Div I Games: Menlo 104 61

Santa Clara

Average RPI Win:	332	WON-LOST	WINNING	LAST 10	STRENGTH OF	OPP. STRENGTH	TEAM	ADJ.	CONF.	ADJ CONF.
Average RPI Loss:	214	RECORD	PCT. RANK	GAMES	SCHEDULE	OF SCHEDULE	RPI	RPI	RPI	RPI
DIV. I ONLY	2- 17	331	1- 8	334	260	340	340	31	31	
DIV. I NON-CONF.	1- 9	318	0- 2	278	118	315	315	31	31	

TOTALS	RPI 1-25	RPI 26-50	W-L RECORDS	RPI 51-100	RPI 101-999	RPI 201+				
2- 17	0- 1	0- 1	OVERALL	0- 0	2- 15	2- 10				
0- 5	0- 0	0- 0	HOME	0- 0	0- 5	0- 4				
2- 9	0- 1	0- 1	AWAY	0- 0	2- 7	2- 5				
0- 3	0- 0	0- 0	NEUTRAL	0- 0	0- 3	0- 1				
1- 9	0- 1	0- 1	NON-CONFERENCE	0- 0	1- 7	1- 3				
0- 0	0- 0	0- 0	HOME	0- 0	0- 0	0- 0				
1- 6	0- 1	0- 1	AWAY	0- 0	1- 4	1- 2				
0- 3	0- 0	0- 0	NEUTRAL	0- 0	0- 3	0- 1				
1- 8	0- 0	0- 0	CONFERENCE	0- 0	1- 8	1- 7				
0- 5	0- 0	0- 0	HOME	0- 0	0- 5	0- 4				
1- 3	0- 0	0- 0	AWAY	0- 0	1- 3	1- 3				
0- 0	0- 0	0- 0	NEUTRAL	0- 0	0- 0	0- 0				

RPI 1-25				RPI 26-50				RPI 51-100				RPI 101+ Team's RPI: 340			
RPI	S	Opponent	Score	RPI	S	Opponent	Score	RPI	S	Opponent	Score	RPI	S	Opponent	Score
21	A	South Carolina	38 99	49	A	Oregon St.	36 84					110	A	Jacksonville	46 74
												172	N	Florida	40 90
												179	H	Hampton	53 81
												186	A	Wisconsin	24 82
												187	N	Providence	48 78
												207	N	Richmond	63 100
												216	H	Norfolk St.	58 78
												218	A	East Carolina	37 103
												241	H	Howard	59 87
												275	A	Morgan St.	67 73
												301	H	UMES	56 68
												303	A	Coppin St.	57 66
												317	A	Alabama St.	61 81
												320	A	Ga. Southern	71 67
												323	H	South Carolina St.	60 71
												328	A	Delaware St.	79 93
												343	A	Florida A&M	65 47

LAST 12 Division I GAMES:															
323	H	South Carolina St.	60 71	301	H	UMES	56 68								
343	A	Florida A&M	65 47	275	A	Morgan St.	67 73								
328	A	Delaware St.	79 93	303	A	Coppin St.	57 66								
216	H	Norfolk St.	58 78	110	A	Jacksonville	46 74								
179	H	Hampton	53 81	218	A	East Carolina	37 103								
241	H	Howard	59 87	21	A	South Carolina	38 99								

Non-Div I Games: LaGrange 86 44 Allen 79 41

Savannah St.

Loss, Non-Conf, S Site, H Home A Away N Neutral

Average RPI Win:	242	WON-LOST	WINNING	LAST 10	STRENGTH OF	OPP. STRENGTH	TEAM	ADJ.	CONF.	ADJ CONF.
Average RPI Loss:	175	RECORD	PCT. RANK	GAMES	SCHEDULE	OF SCHEDULE	RPI	RPI	RPI	RPI
DIV. I ONLY	11- 11	171	5- 5	237	287	206	206	30	30	
DIV. I NON-CONF.	6- 9	214	1- 4	155	235	213	213	30	30	

TOTALS	RPI 1-25	RPI 26-50	W-L RECORDS	RPI 51-100	RPI 101-999	RPI 201+				
11- 11	0- 0	0- 1	OVERALL	0- 1	11- 9	8- 3				
4- 6	0- 0	0- 0	HOME	0- 1	4- 5	3- 1				
7- 5	0- 0	0- 1	AWAY	0- 0	7- 4	5- 2				
0- 0	0- 0	0- 0	NEUTRAL	0- 0	0- 0	0- 0				
6- 9	0- 0	0- 1	NON-CONFERENCE	0- 1	6- 7	3- 1				
2- 6	0- 0	0- 0	HOME	0- 1	2- 5	1- 1				
4- 3	0- 0	0- 1	AWAY	0- 0	4- 2	2- 0				
0- 0	0- 0	0- 0	NEUTRAL	0- 0	0- 0	0- 0				
5- 2	0- 0	0- 0	CONFERENCE	0- 0	5- 2	5- 2				
2- 0	0- 0	0- 0	HOME	0- 0	2- 0	2- 0				
3- 2	0- 0	0- 0	AWAY	0- 0	3- 2	3- 2				
0- 0	0- 0	0- 0	NEUTRAL	0- 0	0- 0	0- 0				

RPI	S	Opponent	Score	RPI	S	Opponent	Score	RPI	S	Opponent	Score	RPI	S	Opponent	Score
37	A	Cal i forni a	67 87	69	H	UC Davi s	53 79	152	H	Paci fi c	73 85	155	H	Portl and St.	91 77
								162	A	I daho	68 60	170	A	Washi ngton	76 84
								171	H	I daho St.	69 74	177	H	UC I rvi ne	79 84
								184	A	CSUN	62 67	190	H	Nevada	65 74
								201	A	UC Santa Barbara	77 71	213	H	San Di ego	80 73
								226	A	Montana	78 64	234	H	New Mexico St.	69 59
								235	A	Pepperdi ne	65 62	240	A	CSU Bakersfi el d	68 75
								254	H	Hawai i	58 73	258	A	UMKC	62 58
								278	A	Grand Canyon	63 74	307	A	Utah Valley	77 75
								321	H	UTRGV	64 56	321	H	UTRGV	64 56
								345	A	Chi cago St.	63 56	345	A	Chi cago St.	63 56
LAST 12 Division I GAMES:															
307	A	Utah Valley	77 75	278	A	Grand Canyon	63 74	184	A	CSUN	62 67	177	H	UC I rvi ne	79 84
240	A	CSU Bakersfi el d	68 75	152	H	Paci fi c	73 85	170	A	Washi ngton	76 84	152	H	Paci fi c	73 85
321	H	UTRGV	64 56	162	A	I daho	68 60								
234	H	New Mexico St.	69 59												
258	A	UMKC	62 58												
345	A	Chi cago St.	63 56												

Non-Div I Games:

Seattle U

Average RPI Win:	190	WON-LOST	WINNING	LAST 10	STRENGTH OF	OPP. STRENGTH	TEAM	ADJ.	CONF.	ADJ CONF.
Average RPI Loss:	36	RECORD	PCT. RANK	GAMES	SCHEDULE	OF SCHEDULE	RPI	RPI	RPI	RPI
DIV. I ONLY	15- 9	108	7- 3	115	63	94	94	6	6	
DIV. I NON-CONF.	8- 3	65	0- 0	138	163	91	91	6	6	

TOTALS	RPI 1-25	RPI 26-50	W-L RECORDS	RPI 51-100	RPI 101-999	RPI 201+				
15- 9	0- 3	0- 5	OVERALL	2- 1	13- 0	6- 0				
11- 4	0- 1	0- 3	HOME	2- 0	9- 0	5- 0				
4- 5	0- 2	0- 2	AWAY	0- 1	4- 0	1- 0				
0- 0	0- 0	0- 0	NEUTRAL	0- 0	0- 0	0- 0				
8- 3	0- 2	0- 1	NON-CONFERENCE	0- 0	8- 0	4- 0				
6- 2	0- 1	0- 1	HOME	0- 0	6- 0	4- 0				
2- 1	0- 1	0- 0	AWAY	0- 0	2- 0	0- 0				
0- 0	0- 0	0- 0	NEUTRAL	0- 0	0- 0	0- 0				
7- 6	0- 1	0- 4	CONFERENCE	2- 1	5- 0	2- 0				
5- 2	0- 0	0- 2	HOME	2- 0	3- 0	1- 0				
2- 4	0- 1	0- 2	AWAY	0- 1	2- 0	1- 0				
0- 0	0- 0	0- 0	NEUTRAL	0- 0	0- 0	0- 0				

RPI 1-25				RPI 26-50				RPI 51-100				RPI 101+			
RPI	S	Opponent	Score	RPI	S	Opponent	Score	RPI	S	Opponent	Score	RPI	S	Opponent	Score
8	H	UCLA	68 77	26	H	Villanova	59 67	59	H	St. John's (NY)	62 57	102	A	Wake Forest	67 57
14	A	Rutgers	45 70	31	A	Marquette	84 97	97	A	Butler	48 66	125	H	Georgetown	70 65
24	A	DePaul	66 89	39	A	Creighton	64 81	97	H	Butler	75 64	169	H	Marist	85 60
				39	H	Creighton	51 68					173	H	Jacksonville St.	73 54
				45	H	Princeton	83 85					187	A	Providence	65 56
												187	H	Providence	65 56
												196	A	Boston College	73 53
												208	A	Xavier	62 51
												208	H	Xavier	58 53
												253	H	Fairfield	80 61
												268	H	Rider	85 49
												276	H	St. Francis Brooklyn	84 50
												344	H	Saint Peter's	91 49

Team's RPI: 94															
LAST 12 Division I GAMES:															
				97	H	Butler	75 64	26	H	Villanova	59 67				
				208	H	Xavier	58 53	208	A	Xavier	62 51				
				39	A	Creighton	64 81	97	A	Butler	48 66				
				187	A	Providence	65 56	187	H	Providence	65 56				
				59	H	St. John's (NY)	62 57	39	H	Creighton	51 68				
				125	H	Georgetown	70 65	31	A	Marquette	84 97				

Non-Div I Games:

Seton Hall

Average RPI Win:	271	WON-LOST	WINNING	LAST 10	STRENGTH OF	OPP. STRENGTH	TEAM	ADJ.	CONF.	ADJ CONF.
Average RPI Loss:	129	RECORD	PCT. RANK	GAMES	SCHEDULE	OF SCHEDULE	RPI	RPI	RPI	RPI
DIV. I ONLY	13- 11	153	6- 4	279	217	198	198	27	27	
DIV. I NON-CONF.	5- 6	187	0- 0	115	115	143	143	26	26	

TOTALS	RPI 1-25	RPI 26-50	W-L RECORDS	RPI 51-100	RPI 101-999	RPI 201+				
13- 11	0- 1	0- 1	OVERALL	0- 4	13- 5	12- 3				
8- 3	0- 0	0- 1	HOME	0- 1	8- 1	7- 1				
5- 8	0- 1	0- 0	AWAY	0- 3	5- 4	5- 2				
0- 0	0- 0	0- 0	NEUTRAL	0- 0	0- 0	0- 0				
5- 6	0- 1	0- 1	NON-CONFERENCE	0- 3	5- 1	5- 0				
3- 2	0- 0	0- 1	HOME	0- 1	3- 0	3- 0				
2- 4	0- 1	0- 0	AWAY	0- 2	2- 1	2- 0				
0- 0	0- 0	0- 0	NEUTRAL	0- 0	0- 0	0- 0				
8- 5	0- 0	0- 0	CONFERENCE	0- 1	8- 4	7- 3				
5- 1	0- 0	0- 0	HOME	0- 0	5- 1	4- 1				
3- 4	0- 0	0- 0	AWAY	0- 1	3- 3	3- 2				
0- 0	0- 0	0- 0	NEUTRAL	0- 0	0- 0	0- 0				

RPI 1-25				RPI 26-50				RPI 51-100				RPI 101+ Team's RPI: 198			
RPI	S	Opponent	Score	RPI	S	Opponent	Score	RPI	S	Opponent	Score	RPI	S	Opponent	Score
14	A	Rutgers	47 59	36	H	FGCU	50 63	62	A	Qui nni pi ac	54 68	160	A	Hartford	62 71
								72	A	Harvard	67 75	169	A	Marist	54 73
								75	H	Al bany (NY)	63 78	169	H	Marist	58 53
								81	A	Penn St.	72 86	229	A	Ni agara	50 65
												229	H	Ni agara	68 73
												230	A	Hofstra	70 60
												237	H	St. Bonaventure	70 62
												241	H	Howard	72 61
												252	H	Manhattan	56 51
												253	H	Fai rfi el d	51 40
												268	A	Ri der	71 67
												272	A	Col gate	73 70
												286	H	Sacred Heart	62 57
												293	A	Can i si us	57 65
												297	H	Monmouth	44 41
												338	A	I ona	70 48
												338	H	I ona	64 51
												344	A	Saint Peter's	62 59

LAST 12 Di vi si on I GAMES:															
297	H	Monmouth	44 41	169	H	Marist	58 53								
169	A	Marist	54 73	229	A	Ni agara	50 65								
344	A	Saint Peter's	62 59	293	A	Can i si us	57 65								
252	H	Manhattan	56 51	229	H	Ni agara	68 73								
253	H	Fairfi el d	51 40	338	H	I ona	64 51								
338	A	I ona	70 48	268	A	Ri der	71 67								

Non-Di v I Games:

Siena

Average RPI Win: 225	WON-LOST RECORD	WINNING PCT. RANK	LAST 10 GAMES	STRENGTH OF SCHEDULE	OPP. STRENGTH OF SCHEDULE	TEAM RPI	ADJ. RPI	CONF. RPI	ADJ CONF. RPI
Average RPI Loss: 110									

DIV. I ONLY	14- 6	68	8- 2	193	213	101	101	23	23
DIV. I NON-CONF.	6- 4	122	1- 1	55	168	76	76	23	23
TOTALS	RPI 1-25	RPI 26-50	W-L RECORDS	RPI 51-100	RPI 101-999	RPI 201+			
14- 6	0- 1	0- 0	OVERALL	1- 1	13- 4	7- 0			
8- 2	0- 0	0- 0	HOME	0- 1	8- 1	5- 0			
6- 4	0- 1	0- 0	AWAY	1- 0	5- 3	2- 0			
0- 0	0- 0	0- 0	NEUTRAL	0- 0	0- 0	0- 0			
6- 4	0- 1	0- 0	NON-CONFERENCE	1- 1	5- 2	2- 0			
3- 2	0- 0	0- 0	HOME	0- 1	3- 1	1- 0			
3- 2	0- 1	0- 0	AWAY	1- 0	2- 1	1- 0			
0- 0	0- 0	0- 0	NEUTRAL	0- 0	0- 0	0- 0			
8- 2	0- 0	0- 0	CONFERENCE	0- 0	8- 2	5- 0			
5- 0	0- 0	0- 0	HOME	0- 0	5- 0	4- 0			
3- 2	0- 0	0- 0	AWAY	0- 0	3- 2	1- 0			
0- 0	0- 0	0- 0	NEUTRAL	0- 0	0- 0	0- 0			

RPI S Opponent Score	RPI S Opponent Score	RPI S Opponent Score	RPI S Opponent Score
17 A NC State 50 71		74 H UAB 66 78	110 H Jacksonville 58 60
		91 A North Carolina 85 84	120 H Central Ark. 64 43
			121 A Ole Miss 59 66
			143 A Texas St. 63 78
			151 A Louisiana 72 57
			164 A Southern Miss. 78 57
			167 H Southern U. 69 65
			194 A Troy 71 82
			194 H Troy 79 68
			199 A UT Arlington 76 63
			223 H New Orleans 67 45
			269 H Appalachian St. 54 52
			280 H Coastal Caro. 68 62
			316 H Georgia St. 88 52
			317 A Alabama St. 59 47
			320 H Ga. Southern 79 52
			333 A La.-Monroe 67 60
LAST 12 Division I GAMES:			
194 A Troy 71 82	199 A UT Arlington 76 63		
333 A La.-Monroe 67 60	143 A Texas St. 63 78		
151 A Louisiana 72 57	320 H Ga. Southern 79 52		
269 H Appalachian St. 54 52	316 H Georgia St. 88 52		
280 H Coastal Caro. 68 62	74 H UAB 66 78		
194 H Troy 79 68	120 H Central Ark. 64 43		

Non-Div I Games: Ga. Southwestern 73 42

South Ala.

Average RPI Win:	140	WON-LOST	WINNING	LAST 10	STRENGTH OF	OPP. STRENGTH	TEAM	ADJ.	CONF.	ADJ CONF.
Average RPI Loss:	7	RECORD	PCT. RANK	GAMES	SCHEDULE	OF SCHEDULE	RPI	RPI	RPI	RPI
DIV. I ONLY	18- 5	33	6- 4	36	2	21	21	2	2	
DIV. I NON-CONF.	11- 2	22	1- 1	110	12	38	38	2	2	

TOTALS	RPI 1-25	RPI 26-50	W-L RECORDS	RPI 51-100	RPI 101-999	RPI 201+				
18- 5	5- 5	0- 0	OVERALL	2- 0	11- 0	5- 0				
10- 2	3- 2	0- 0	HOME	1- 0	6- 0	5- 0				
6- 2	1- 2	0- 0	AWAY	0- 0	5- 0	0- 0				
2- 1	1- 1	0- 0	NEUTRAL	1- 0	0- 0	0- 0				
11- 2	3- 2	0- 0	NON-CONFERENCE	1- 0	7- 0	5- 0				
6- 1	1- 1	0- 0	HOME	0- 0	5- 0	5- 0				
3- 0	1- 0	0- 0	AWAY	0- 0	2- 0	0- 0				
2- 1	1- 1	0- 0	NEUTRAL	1- 0	0- 0	0- 0				
7- 3	2- 3	0- 0	CONFERENCE	1- 0	4- 0	0- 0				
4- 1	2- 1	0- 0	HOME	1- 0	1- 0	0- 0				
3- 2	0- 2	0- 0	AWAY	0- 0	3- 0	0- 0				
0- 0	0- 0	0- 0	NEUTRAL	0- 0	0- 0	0- 0				

RPI	S	Opponent	Score	RPI	S	Opponent	Score	RPI	S	Opponent	Score	RPI	S	Opponent	Score
1	H	UConn	58 83					59	N	St. John's (NY)	76 58	104	H	Auburn	71 63
2	N	Notre Dame	85 92					87	H	Arkansas	90 42	106	A	Kentucky	81 64
3	A	Mississippi St.	53 67									121	A	Ole Miss	88 62
11	H	Tennessee	70 86									123	A	Vanderbilt	95 82
14	N	Rutgers	78 68									149	A	Clemson	66 36
15	H	Texas A&M	61 59									174	A	Temple	87 60
16	A	Missouri	74 83									260	H	Col. of Charleston	69 43
16	H	Missouri	64 54									271	H	Wofford	94 60
18	A	Maryland	94 86									317	H	Alabama St.	99 31
19	H	Duke	72 52									326	H	Western Caro.	101 43
												340	H	Savannah St.	99 38

LAST 12 Division I GAMES:															
3	A	Mississippi St.	53 67	11	H	Tennessee	70 86								
1	H	UConn	58 83	104	H	Auburn	71 63								
16	H	Missouri	64 54	16	A	Missouri	74 83								
87	H	Arkansas	90 42	121	A	Ole Miss	88 62								
106	A	Kentucky	81 64	15	H	Texas A&M	61 59								
123	A	Vanderbilt	95 82	174	A	Temple	87 60								

Non-Div I Games:

South Carolina

Average RPI Win:	300	WON-LOST	WINNING	LAST 10	STRENGTH OF	OPP. STRENGTH	TEAM	ADJ.	CONF.	ADJ CONF.
Average RPI Loss:	221	RECORD	PCT. RANK	GAMES	SCHEDULE	OF SCHEDULE	RPI	RPI	RPI	RPI
DIV. I ONLY	7- 13	256	4- 6	347	285	323	323	31	31	
DIV. I NON-CONF.	3- 7	254	0- 2	343	192	328	328	31	31	

TOTALS	RPI 1-25	RPI 26-50	W-L RECORDS	RPI 51-100	RPI 101-999	RPI 201+				
7- 13	0- 0	0- 0	OVERALL	0- 2	7- 11	6- 8				
4- 3	0- 0	0- 0	HOME	0- 0	4- 3	3- 3				
3- 10	0- 0	0- 0	AWAY	0- 0	3- 1	3- 1				
0- 0	0- 0	0- 0	NEUTRAL	0- 0	0- 0	0- 0				
3- 7	0- 0	0- 0	NON-CONFERENCE	0- 2	3- 5	3- 3				
1- 1	0- 0	0- 0	HOME	0- 0	1- 1	1- 1				
2- 6	0- 0	0- 0	AWAY	0- 2	2- 4	2- 2				
0- 0	0- 0	0- 0	NEUTRAL	0- 0	0- 0	0- 0				
4- 6	0- 0	0- 0	CONFERENCE	0- 0	4- 6	3- 5				
3- 2	0- 0	0- 0	HOME	0- 0	3- 2	2- 2				
1- 4	0- 0	0- 0	AWAY	0- 0	1- 4	1- 3				
0- 0	0- 0	0- 0	NEUTRAL	0- 0	0- 0	0- 0				

RPI 1-25				RPI 26-50				RPI 51-100				RPI 101+ Team's RPI: 323			
RPI	S	Opponent	Score	RPI	S	Opponent	Score	RPI	S	Opponent	Score	RPI	S	Opponent	Score
								58	A	Mercer	53 74	130	A	Bethune-Cookman	50 68
								65	A	Georgia Tech	40 86	149	A	Clemson	48 56
												176	A	Charlotte	49 64
												179	H	Hampton	78 70
												216	H	Norfolk St.	67 71
												241	H	Howard	58 68
												275	A	Morgan St.	55 65
												296	A	USC Upstate	44 63
												301	H	UMES	54 51
												303	A	Coppin St.	39 56
												303	H	Coppin St.	67 65
												311	A	Old Dominion	35 52
												315	A	Charleston So.	60 58
												320	H	Ga. Southern	58 61
												326	H	Western Caro.	75 45
												328	A	Delaware St.	44 58
												339	A	Winthrop	65 37
												340	A	Savannah St.	71 60

LAST 12 Division I GAMES:															
303	H	Coppin St.	67 65	301	H	UMES	54 51								
340	A	Savannah St.	71 60	241	H	Howard	58 68								
275	A	Morgan St.	55 65	328	A	Delaware St.	44 58								
303	A	Coppin St.	39 56	130	A	Bethune-Cookman	50 68								
179	H	Hampton	78 70	311	A	Old Dominion	35 52								
216	H	Norfolk St.	67 71	176	A	Charlotte	49 64								

Non-Div I Games: Johnson & Wales (NC) 40 Columbia Int'l 82 38

South Carolina St.

Average RPI Win:	196	WON-LOST	WINNING	LAST 10	STRENGTH OF	OPP. STRENGTH	TEAM	ADJ.	CONF.	ADJ CONF.
Average RPI Loss:	96	RECORD	PCT. RANK	GAMES	SCHEDULE	OF SCHEDULE	RPI	RPI	RPI	RPI

DIV. I ONLY	17- 5	40	9- 0	162	130	71	71	14	14
DIV. I NON-CONF.	7- 5	132	1- 0	209	57	138	138	17	17

TOTALS	RPI 1-25	RPI 26-50	W-L RECORDS	RPI 51-100	RPI 101-999	RPI 201+
17- 5	0- 1	2- 0	OVERALL	0- 1	15- 3	9- 0
9- 1	0- 0	1- 0	HOME	0- 0	8- 1	5- 0
7- 2	0- 0	1- 0	AWAY	0- 0	6- 2	3- 0
1- 2	0- 1	0- 0	NEUTRAL	0- 1	1- 0	1- 0
7- 5	0- 1	1- 0	NON-CONFERENCE	0- 1	6- 3	4- 0
4- 1	0- 0	1- 0	HOME	0- 0	3- 1	2- 0
2- 2	0- 0	0- 0	AWAY	0- 0	2- 2	1- 0
1- 2	0- 1	0- 0	NEUTRAL	0- 1	1- 0	1- 0
10- 0	0- 0	1- 0	CONFERENCE	0- 0	9- 0	5- 0
5- 0	0- 0	0- 0	HOME	0- 0	5- 0	3- 0
5- 0	0- 0	1- 0	AWAY	0- 0	4- 0	2- 0
0- 0	0- 0	0- 0	NEUTRAL	0- 0	0- 0	0- 0

RPI 1-25	RPI 26-50	RPI 51-100	Team's RPI: 71	RPI 101+
RPI S Opponent Score	RPI S Opponent Score	RPI S Opponent Score		RPI S Opponent Score
11 N Tennessee 49 69	39 H Creighton 73 68	55 N Oklahoma St. 68 76		105 A Western Ill. 82 58
	41 A South Dakota St. 67 61			105 H Western Ill. 92 81
				117 A Iowa St. 76 81
				127 A SFA 55 77
				156 A Wichita St. 62 48
				158 H North Dakota 76 71
				168 H Tulsa 61 64
				197 A Denver 82 60
				197 H Denver 79 51
				205 A Oral Roberts 73 68
				233 H Omaha 70 46
				240 H CSU Bakersfield 66 50
				244 H UC Riverside 75 66
				255 N Indiana St. 71 59
				267 A North Dakota St. 82 67
				267 H North Dakota St. 80 54
				300 A Incarnate Word 81 51
				318 H Fort Wayne 85 43
LAST 12 Division I GAMES:				
267 H North Dakota St. 80 54	318 H Fort Wayne 85 43			
105 H Western Ill. 92 81	105 A Western Ill. 82 58			
197 A Denver 82 60	267 A North Dakota St. 82 67			
41 A South Dakota St. 67 61	197 H Denver 79 51			
233 H Omaha 70 46	158 H North Dakota 76 71			
205 A Oral Roberts 73 68	244 H UC Riverside 75 66			

Non-Div I Games: Mt. Marty 87 25 Bellevue 89 32 South Dakota

Average RPI Win:	180	WON-LOST	WINNING	LAST 10	STRENGTH OF	OPP. STRENGTH	TEAM	ADJ.	CONF.	ADJ CONF.
Average RPI Loss:	33	RECORD	PCT. RANK	GAMES	SCHEDULE	OF SCHEDULE	RPI	RPI	RPI	RPI
DIV. I ONLY	18- 5	33	8- 1	92	86	41	41	14	14	
DIV. I NON-CONF.	10- 4	73	1- 1	49	7	27	27	17	17	

TOTALS	RPI 1-25	RPI 26-50	W-L RECORDS	RPI 51-100	RPI 101-999	RPI 201+				
18- 5	1- 2	1- 2	OVERALL	1- 1	15- 0	7- 0				
10- 2	0- 1	1- 0	HOME	0- 1	9- 0	4- 0				
6- 3	0- 1	0- 2	AWAY	1- 0	5- 0	3- 0				
2- 0	1- 0	0- 0	NEUTRAL	0- 0	1- 0	0- 0				
10- 4	1- 2	1- 2	NON-CONFERENCE	1- 0	7- 0	1- 0				
6- 1	0- 1	1- 0	HOME	0- 0	5- 0	1- 0				
2- 3	0- 1	0- 2	AWAY	1- 0	1- 0	0- 0				
2- 0	1- 0	0- 0	NEUTRAL	0- 0	1- 0	0- 0				
8- 1	0- 0	0- 0	CONFERENCE	0- 1	8- 0	6- 0				
4- 1	0- 0	0- 0	HOME	0- 1	4- 0	3- 0				
4- 0	0- 0	0- 0	AWAY	0- 0	4- 0	3- 0				
0- 0	0- 0	0- 0	NEUTRAL	0- 0	0- 0	0- 0				

RPI 1-25				RPI 26-50				RPI 51-100				RPI 101+			
RPI	S	Opponent	Score	RPI	S	Opponent	Score	RPI	S	Opponent	Score	RPI	S	Opponent	Score
4	H	Louisville	64 68	30	H	Oklahoma	67 61	71	H	South Dakota	61 67	105	H	Western Ill.	84 48
13	A	Green Bay	41 55	36	A	FGCU	78 87	86	A	Drake	85 78	111	A	George Washington	97 88
17	N	NC State	75 67	39	A	Creighton	65 72					154	H	UNI	57 47
												156	H	Wichita St.	96 64
												158	H	North Dakota	66 52
												176	N	Charlotte	71 70
												181	H	Bowling Green	76 44
												197	A	Denver	69 58
												205	A	Oral Roberts	77 70
												233	A	Omaha	103 54
												233	H	Omaha	89 64
												267	A	North Dakota St.	85 64
												267	H	North Dakota St.	83 63
												318	H	Fort Wayne	105 49
												342	H	NJIT	92 48

LAST 12 Division I GAMES:															
233	A	Omaha	103 54	197	A	Denver	69 58								
267	A	North Dakota St.	85 64	267	H	North Dakota St.	83 63								
318	H	Fort Wayne	105 49	233	H	Omaha	89 64								
71	H	South Dakota	61 67	36	A	FGCU	78 87								
105	H	Western Ill.	84 48	156	H	Wichita St.	96 64								
205	A	Oral Roberts	77 70	86	A	Drake	85 78								

Non-Div I Games: Dakota Wesleyan 76 63

South Dakota St.

Average RPI Win:	138	WON-LOST	WINNING	LAST 10	STRENGTH OF	OPP. STRENGTH	TEAM	ADJ.	CONF.	ADJ CONF.
Average RPI Loss:	50	RECORD	PCT. RANK	GAMES	SCHEDULE	OF SCHEDULE	RPI	RPI	RPI	RPI
DIV. I ONLY	18- 5	33	8- 2	76	10	27	27	8	8	
DIV. I NON-CONF.	10- 3	51	1- 1	88	6	35	35	7	7	

TOTALS	RPI 1-25	RPI 26-50	W-L RECORDS	RPI 51-100	RPI 101-999	RPI 201+				
18- 5	1- 2	2- 1	OVERALL	5- 1	10- 1	3- 0				
8- 1	1- 1	1- 0	HOME	2- 0	4- 0	2- 0				
7- 2	0- 0	0- 1	AWAY	1- 0	6- 1	1- 0				
3- 2	0- 1	1- 0	NEUTRAL	2- 1	0- 0	0- 0				
10- 3	1- 1	1- 1	NON-CONFERENCE	3- 1	5- 0	3- 0				
5- 0	1- 0	0- 0	HOME	1- 0	3- 0	2- 0				
2- 1	0- 0	0- 1	AWAY	0- 0	2- 0	1- 0				
3- 2	0- 1	1- 0	NEUTRAL	2- 1	0- 0	0- 0				
8- 2	0- 1	1- 0	CONFERENCE	2- 0	5- 1	0- 0				
3- 1	0- 1	1- 0	HOME	1- 0	1- 0	0- 0				
5- 1	0- 0	0- 0	AWAY	1- 0	4- 1	0- 0				
0- 0	0- 0	0- 0	NEUTRAL	0- 0	0- 0	0- 0				

RPI 1-25				RPI 26-50				RPI 51-100				RPI 101+			
RPI	S	Opponent	Score	RPI	S	Opponent	Score	RPI	S	Opponent	Score	RPI	S	Opponent	Score
1	H	UConn	49 100	30	A	Oklahoma	74 79	59	N	St. John's (NY)	68 59	111	A	George Washington	83 78
2	N	Notre Dame	66 76	43	N	Dayton	93 87	60	N	Michigan St.	73 83	142	A	Cincinnati	69 46
25	H	LSU	61 55	47	H	UCF	62 45	83	N	Washington St.	82 45	156	A	Wichita St.	56 64
								97	H	Butler	71 55	167	H	Southern U.	108 48
								98	A	Tulane	63 53	168	A	Tulsa	71 57
								98	H	Tulane	75 46	174	A	Temple	89 73
												174	H	Temple	76 60
												178	A	Memphis	81 62
												212	H	Arkansas St.	98 55
												292	A	FIU	82 52
												322	H	Houston Baptist	90 43

LAST 12 Division I GAMES:															
				98	A	Tulane	63 53	174	A	Temple	89 73				
				168	A	Tulsa	71 57	1	H	UConn	49 100				
				174	H	Temple	76 60	142	A	Cincinnati	69 46				
				156	A	Wichita St.	56 64	98	H	Tulane	75 46				
				178	A	Memphis	81 62	60	N	Michigan St.	73 83				
				47	H	UCF	62 45	43	N	Dayton	93 87				

Non-Div I Games:

South Fla.

Average RPI Win: 295	WON-LOST RECORD	WINNING PCT. RANK	LAST 10 GAMES	STRENGTH OF SCHEDULE	OPP. STRENGTH OF SCHEDULE	TEAM RPI	ADJ. RPI	CONF. RPI	ADJ CONF. RPI
Average RPI Loss: 131									
DIV. I ONLY	9- 13	225	5- 5	171	301	220	220	26	26
DIV. I NON-CONF.	3- 7	254	0- 0	48	199	183	183	27	27

TOTALS	RPI 1-25	RPI 26-50	W-L RECORDS	RPI 51-100	RPI 101-999	RPI 201+			
9- 13	0- 1	0- 1	OVERALL	0- 2	9- 9	8- 3			
5- 4	0- 0	0- 0	HOME	0- 1	5- 3	5- 2			
3- 9	0- 0	0- 0	AWAY	0- 1	3- 0	3- 0			
1- 0	0- 0	0- 0	NEUTRAL	0- 0	1- 0	0- 0			
3- 7	0- 1	0- 1	NON-CONFERENCE	0- 1	3- 4	2- 0			
2- 1	0- 0	0- 0	HOME	0- 0	2- 1	2- 0			
0- 6	0- 1	0- 1	AWAY	0- 1	0- 3	0- 0			
1- 0	0- 0	0- 0	NEUTRAL	0- 0	1- 0	0- 0			
6- 6	0- 0	0- 0	CONFERENCE	0- 1	6- 5	6- 3			
3- 3	0- 0	0- 0	HOME	0- 1	3- 2	3- 2			
3- 3	0- 0	0- 0	AWAY	0- 0	3- 3	3- 1			
0- 0	0- 0	0- 0	NEUTRAL	0- 0	0- 0	0- 0			

RPI 1-25				RPI 26-50				RPI 51-100				RPI 101+ Team's RPI: 220			
RPI	S	Opponent	Score	RPI	S	Opponent	Score	RPI	S	Opponent	Score	RPI	S	Opponent	Score
4	A	Louisville	40 80	40	A	Ball St.	56 69	68	H	Belmont	57 67	105	A	Western Ill.	59 87
								96	A	George Mason	38 57	129	N	Saint Francis (PA)	82 50
												133	A	SIUE	57 65
												138	A	Kansas	50 51
												141	H	Southern Ill.	74 79
												142	A	Cincinnati	52 65
												173	A	Jacksonville St.	48 55
												215	H	Morehead St.	56 59
												227	A	Austin Peay	65 66
												227	H	Austin Peay	50 61
												248	H	Bradley	57 53
												306	A	Murray St.	85 74
												306	H	Murray St.	80 70
												310	H	Eastern Ky.	69 55
												329	A	Tennessee Tech	70 66
												336	H	Tennessee St.	71 66
												347	A	Eastern Ill.	77 54
												348	H	Evansville	74 65

LAST 12 Division I GAMES:															
227	H	Austin Peay	50 61	310	H	Eastern Ky.	69 55								
306	H	Murray St.	80 70	215	H	Morehead St.	56 59								
173	A	Jacksonville St.	48 55	227	A	Austin Peay	65 66								
329	A	Tennessee Tech	70 66	306	A	Murray St.	85 74								
347	A	Eastern Ill.	77 54	336	H	Tennessee St.	71 66								
133	A	SIUE	57 65	68	H	Belmont	57 67								

Non-Div I Games: Evangel 72 60 Missouri Valley 69 34

Southeast Mo. St.

Average RPI Win:	231	WON-LOST	WINNING	LAST 10	STRENGTH OF	OPP. STRENGTH	TEAM	ADJ.	CONF.	ADJ CONF.
Average RPI Loss:	181	RECORD	PCT. RANK	GAMES	SCHEDULE	OF SCHEDULE	RPI	RPI	RPI	RPI
DIV. I ONLY	5- 17	305	4- 6	221	284	284	284	25	25	
DIV. I NON-CONF.	1- 10	327	0- 1	166	222	293	293	25	25	

TOTALS	RPI 1-25	RPI 26-50	W-L RECORDS	RPI 51-100	RPI 101-999	RPI 201+				
5- 17	0- 1	0- 0	OVERALL	0- 1	5- 15	3- 8				
2- 6	0- 0	0- 0	HOME	0- 0	2- 6	1- 4				
3- 10	0- 1	0- 0	AWAY	0- 1	3- 8	2- 4				
0- 1	0- 0	0- 0	NEUTRAL	0- 0	0- 1	0- 0				
1- 10	0- 1	0- 0	NON-CONFERENCE	0- 1	1- 8	0- 4				
0- 3	0- 0	0- 0	HOME	0- 0	0- 3	0- 2				
1- 6	0- 1	0- 0	AWAY	0- 1	1- 4	0- 2				
0- 1	0- 0	0- 0	NEUTRAL	0- 0	0- 1	0- 0				
4- 7	0- 0	0- 0	CONFERENCE	0- 0	4- 7	3- 4				
2- 3	0- 0	0- 0	HOME	0- 0	2- 3	1- 2				
2- 4	0- 0	0- 0	AWAY	0- 0	2- 4	2- 2				
0- 0	0- 0	0- 0	NEUTRAL	0- 0	0- 0	0- 0				

RPI 1-25				RPI 26-50				RPI 51-100				RPI 101+ Team's RPI: 284			
RPI	S	Opponent	Score	RPI	S	Opponent	Score	RPI	S	Opponent	Score	RPI	S	Opponent	Score
25	A	LSU	56 84					54	A	TCU	62 112	103	H	Lamar University	58 75
												104	A	Auburn	46 80
												120	A	Central Ark.	47 63
												120	H	Central Ark.	78 70
												127	A	SFA	67 79
												130	A	Bethune-Cookman	60 58
												139	N	Kent St.	60 81
												142	A	Cincinnati	43 82
												151	H	Louisiana	56 68
												203	A	Abilene Christian	80 86
												217	A	Akron	54 66
												245	A	Grambling	52 61
												256	A	A&M-Corpus Christi	52 56
												257	A	Nicholls St.	66 57
												273	H	McNeese	65 77
												279	H	Alcorn	77 84
												305	H	Alabama A&M	74 76
												322	A	Houston Baptist	76 61
												325	H	Northwestern St.	71 65
												330	H	Sam Houston St.	52 57

LAST 12 Division I GAMES:															
120	H	Central Ark.	78 70	273	H	McNeese	65 77	103	H	Lamar University	58 75				
256	A	A&M-Corpus Christi	52 56	103	H	Lamar University	58 75	203	A	Abilene Christian	80 86				
257	A	Nicholls St.	66 57	203	A	Abilene Christian	80 86	120	A	Central Ark.	47 63				
330	H	Sam Houston St.	52 57	120	A	Central Ark.	47 63	127	A	SFA	67 79				
325	H	Northwestern St.	71 65	127	A	SFA	67 79	305	H	Alabama A&M	74 76				
322	A	Houston Baptist	76 61	305	H	Alabama A&M	74 76								

Non-Div I Games:

Southeastern La.

Average RPI	Win:	178	WON-LOST	WINNING	LAST 10	STRENGTH OF	OPP. STRENGTH	TEAM	ADJ.	CONF.	ADJ CONF.
Average RPI	Loss:	17	RECORD	PCT. RANK	GAMES	SCHEDULE	OF SCHEDULE	RPI	RPI	RPI	RPI
DIV. I ONLY		15- 8		82	5- 5	55	46	51	51	5	5
DIV. I NON-CONF.		10- 1		15	0- 0	193	253	49	49	3	3

TOTALS	RPI 1-25		RPI 26-50		W-L RECORDS	RPI 51-100		RPI 101-999		RPI 201+	
15- 8	0- 6		2- 2		OVERALL	2- 0		11- 0		6- 0	
3- 5	0- 4		1- 1		HOME	0- 0		2- 0		2- 0	
9- 3	0- 2		0- 1		AWAY	2- 0		7- 0		4- 0	
3- 0	0- 0		1- 0		NEUTRAL	0- 0		2- 0		0- 0	
10- 1	0- 1		1- 0		NON-CONFERENCE	0- 0		9- 0		6- 0	
2- 1	0- 1		0- 0		HOME	0- 0		2- 0		2- 0	
5- 0	0- 0		0- 0		AWAY	0- 0		5- 0		4- 0	
3- 0	0- 0		1- 0		NEUTRAL	0- 0		2- 0		0- 0	
5- 7	0- 5		1- 2		CONFERENCE	2- 0		2- 0		0- 0	
1- 4	0- 3		1- 1		HOME	0- 0		0- 0		0- 0	
4- 3	0- 2		0- 1		AWAY	2- 0		2- 0		0- 0	
0- 0	0- 0		0- 0		NEUTRAL	0- 0		0- 0		0- 0	

RPI	S	Opponent	Score
7	H	Oregon	66 70
8	A	UCLA	46 59
8	H	UCLA	70 84
12	A	Stanford	65 72
12	H	Stanford	55 59
15	H	Texas A&M	74 75

RPI	S	Opponent	Score
35	N	Purdue	58 46
37	A	Cal i forni a	64 76
37	H	Cal i forni a	59 62
49	H	Oregon St.	65 61

RPI	S	Opponent	Score
83	A	Washington St.	73 72
85	A	Utah	58 47

RPI	S	Opponent	Score
131	N	Mi ddle Tenn.	72 57
132	A	Col orado	86 51
159	A	Loyol a Marymount	80 70
169	N	Mari st	78 57
170	A	Washi ngton	72 61
222	H	Montana St.	98 47
244	A	UC Ri versi de	64 46
254	A	Hawai i	71 60
274	A	Santa Clara	64 43
321	A	UTRGV	71 64
335	H	Long Beach St.	75 60

LAST 12 Di v i s i o n I GAMES:

8	H	UCLA	70 84	85	A	Utah	58 47
8	A	UCLA	46 59	132	A	Col orado	86 51
170	A	Washington	72 61	49	H	Oregon St.	65 61
83	A	Washington St.	73 72	7	H	Oregon	66 70
37	H	Cal i forni a	59 62	12	A	Stanford	65 72
12	H	Stanford	55 59	37	A	Cal i forni a	64 76

Non-Di v I Games:

Southern Cal i forni a

Average RPI Win:	240	WON-LOST	WINNING	LAST 10	STRENGTH OF	OPP. STRENGTH	TEAM	ADJ.	CONF.	ADJ CONF.
Average RPI Loss:	119	RECORD	PCT. RANK	GAMES	SCHEDULE	OF SCHEDULE	RPI	RPI	RPI	RPI
DIV. I ONLY	11- 10	160	6- 4	153	224	141	141	24	24	
DIV. I NON-CONF.	4- 6	214	0- 1	58	218	128	128	22	22	

TOTALS	RPI 1-25	RPI 26-50	W-L RECORDS	RPI 51-100	RPI 101-999	RPI 201+				
11- 10	0- 0	0- 2	OVERALL	0- 4	11- 4	8- 2				
5- 3	0- 0	0- 1	HOME	0- 1	5- 1	3- 0				
6- 5	0- 0	0- 0	AWAY	0- 0	6- 1	5- 1				
0- 2	0- 0	0- 1	NEUTRAL	0- 1	0- 0	0- 0				
4- 6	0- 0	0- 2	NON-CONFERENCE	0- 2	4- 2	3- 1				
1- 2	0- 0	0- 1	HOME	0- 0	1- 1	1- 0				
3- 2	0- 0	0- 0	AWAY	0- 1	3- 1	2- 1				
0- 2	0- 0	0- 1	NEUTRAL	0- 1	0- 0	0- 0				
7- 4	0- 0	0- 0	CONFERENCE	0- 2	7- 2	5- 1				
4- 1	0- 0	0- 0	HOME	0- 1	4- 0	2- 0				
3- 3	0- 0	0- 0	AWAY	0- 1	3- 2	3- 1				
0- 0	0- 0	0- 0	NEUTRAL	0- 0	0- 0	0- 0				

RPI	S	Opponent	Score	RPI	S	Opponent	Score	RPI	S	Opponent	Score	RPI	S	Opponent	Score
46	H	Western Ky.	49 75	74	A	UAB	66 76	116	H	Missouri St.	71 69	133	H	SIUE	53 57
50	N	Miami (FL)	65 75	75	N	Albany (NY)	57 68	154	A	UNI	63 71	154	H	UNI	60 53
				86	A	Drake	73 84	178	A	Memphis	68 56	211	H	UT Martin	84 72
				86	H	Drake	64 75	215	A	Morehead St.	81 85	220	A	Southeast Mo. St.	79 74
								248	A	Bradley	63 62	255	A	Indiana St.	64 45
								266	A	Illinois St.	46 49	289	H	Valparaiso	74 63
								295	H	Loyola Chicago	62 46	331	A	Marshall	64 59
								348	A	Evansville	74 62				
LAST 12 Division I GAMES:															
154	A	UNI	63 71	248	A	Bradley	63 62								
86	A	Drake	73 84	86	H	Drake	64 75								
116	H	Missouri St.	71 69	154	H	UNI	60 53								
289	H	Valparaiso	74 63	255	A	Indiana St.	64 45								
295	H	Loyola Chicago	62 46	348	A	Evansville	74 62								
266	A	Illinois St.	46 49	50	N	Miami (FL)	65 75								

Non-Div I Games: Martin Methodist 60 50

Southern Ill.

Average RPI Win:	247	WON-LOST	WINNING	LAST 10	STRENGTH OF	OPP. STRENGTH	TEAM	ADJ.	CONF.	ADJ CONF.
Average RPI Loss:	107	RECORD	PCT. RANK	GAMES	SCHEDULE	OF SCHEDULE	RPI	RPI	RPI	RPI
DIV. I ONLY	11- 9	144	5- 4	216	150	164	164	18	18	
DIV. I NON-CONF.	6- 5	153	0- 2	301	86	219	219	19	19	

TOTALS	RPI 1-25	RPI 26-50	W-L RECORDS	RPI 51-100	RPI 101-999	RPI 201+				
11- 9	0- 1	0- 1	OVERALL	2- 1	9- 6	7- 0				
8- 2	0- 0	0- 0	HOME	1- 0	7- 2	6- 0				
3- 7	0- 1	0- 1	AWAY	1- 1	2- 4	1- 0				
0- 0	0- 0	0- 0	NEUTRAL	0- 0	0- 0	0- 0				
6- 5	0- 1	0- 0	NON-CONFERENCE	1- 1	5- 3	5- 0				
5- 1	0- 0	0- 0	HOME	1- 0	4- 1	4- 0				
1- 4	0- 1	0- 0	AWAY	0- 1	1- 2	1- 0				
0- 0	0- 0	0- 0	NEUTRAL	0- 0	0- 0	0- 0				
5- 4	0- 0	0- 1	CONFERENCE	1- 0	4- 3	2- 0				
3- 1	0- 0	0- 0	HOME	0- 0	3- 1	2- 0				
2- 3	0- 0	0- 1	AWAY	1- 0	1- 2	0- 0				
0- 0	0- 0	0- 0	NEUTRAL	0- 0	0- 0	0- 0				

RPI 1-25				RPI 26-50				RPI 51-100				RPI 101+				Team's RPI: 164
RPI	S	Opponent	Score	RPI	S	Opponent	Score	RPI	S	Opponent	Score	RPI	S	Opponent	Score	
3	A	Mississippi St.	56 91	46	A	Western Ky.	60 81	65	A	Georgia Tech	44 63	101	H	South Ala.	57 78	
								74	A	UAB	80 63	107	A	Rice	56 62	
								98	H	Tulane	66 58	121	A	Ole Miss	59 68	
												131	A	Middle Tenn.	61 53	
												166	A	Samford	56 61	
												176	A	Charlotte	56 66	
												176	H	Charlotte	79 85	
												192	H	Louisiana Tech	65 50	
												279	H	Alcorn	72 67	
												304	H	UTSA	83 60	
												317	H	Alabama St.	72 35	
												325	A	Northwestern St.	71 59	
												330	H	Sam Houston St.	58 38	
												331	H	Marshall	70 61	
												341	H	Mississippi Val.	84 69	

LAST 12 Division I GAMES:																
331	H	Marshall	70 61	192	H	Louisiana Tech	65 50									
107	A	Rice	56 62	46	A	Western Ky.	60 81									
304	H	UTSA	83 60	176	A	Charlotte	56 66									
176	H	Charlotte	79 85	65	A	Georgia Tech	44 63									
131	A	Middle Tenn.	61 53	166	A	Samford	56 61									
74	A	UAB	80 63	330	H	Sam Houston St.	58 38									

Non-Div I Games: William Carey 82 44 Blue Mountain (MS) 96 46

Southern Miss.

Average RPI Win:	299	WON-LOST	WINNING	LAST 10	STRENGTH OF	OPP. STRENGTH	TEAM	ADJ.	CONF.	ADJ CONF.
Average RPI Loss:	124	RECORD	PCT. RANK	GAMES	SCHEDULE	OF SCHEDULE	RPI	RPI	RPI	RPI
DIV. I ONLY	9- 10	201	8- 2	190	325	167	167	32	32	
DIV. I NON-CONF.	0- 8	337	0- 1	33	28	263	263	32	32	

TOTALS	RPI 1-25	RPI 26-50	W-L RECORDS	RPI 51-100	RPI 101-999	RPI 201+				
9- 10	0- 0	0- 1	OVERALL	0- 3	9- 6	9- 2				
5- 0	0- 0	0- 0	HOME	0- 0	5- 0	5- 0				
4- 9	0- 0	0- 1	AWAY	0- 2	4- 6	4- 2				
0- 1	0- 0	0- 0	NEUTRAL	0- 1	0- 0	0- 0				
0- 8	0- 0	0- 1	NON-CONFERENCE	0- 3	0- 4	0- 0				
0- 0	0- 0	0- 0	HOME	0- 0	0- 0	0- 0				
0- 7	0- 0	0- 1	AWAY	0- 2	0- 4	0- 0				
0- 1	0- 0	0- 0	NEUTRAL	0- 1	0- 0	0- 0				
9- 2	0- 0	0- 0	CONFERENCE	0- 0	9- 2	9- 2				
5- 0	0- 0	0- 0	HOME	0- 0	5- 0	5- 0				
4- 2	0- 0	0- 0	AWAY	0- 0	4- 2	4- 2				
0- 0	0- 0	0- 0	NEUTRAL	0- 0	0- 0	0- 0				

RPI 1-25				RPI 26-50				RPI 51-100				RPI 101+				Team's RPI: 167	
RPI	S	Opponent	Score	RPI	S	Opponent	Score	RPI	S	Opponent	Score	RPI	S	Opponent	Score		
				27	A	South Fla.	48 108					101	A	South Ala.	65 69		
								55	A	Oklahoma St.	66 94	104	A	Auburn	47 65		
								61	N	Tol edo	76 81	130	A	Bethune-Cookman	56 68		
								70	A	Indi ana	49 64	186	A	Wi sconsi n	74 77		
												245	A	Grambl ing	71 79		
												245	H	Grambl ing	63 44		
												247	A	Texas Southern	67 57		
												262	A	Prai ri e Vi ew	62 69		
												279	H	Al corn	64 56		
												305	H	Al abama A&M	77 62		
												308	A	Jackson St.	68 58		
												308	H	Jackson St.	86 76		
												317	H	Al abama St.	66 58		
												337	A	Ark. -Pi ne Bl uff	71 52		
												341	A	Mi ssi ssi ppi Val .	70 54		
LAST 12 Division I GAMES:																	
				308	A	Jackson St.	68 58	337	A	Ark. -Pi ne Bl uff	71 52						
				245	A	Grambl ing	71 79	308	H	Jackson St.	86 76						
				279	H	Al corn	64 56	245	H	Grambl ing	63 44						
				305	H	Al abama A&M	77 62	262	A	Prai ri e Vi ew	62 69						
				317	H	Al abama St.	66 58	247	A	Texas Southern	67 57						
				341	A	Mi ssi ssi ppi Val .	70 54	61	N	Tol edo	76 81						

Non-Div I Games: Mobile 86 54

Southern U.

Average RPI	Win:	262	WON-LOST	WINNING	LAST 10	STRENGTH OF	OPP. STRENGTH	TEAM	ADJ.	CONF.	ADJ CONF.
Average RPI	Loss:	186	RECORD	PCT. RANK	GAMES	SCHEDULE	OF SCHEDULE	RPI	RPI	RPI	RPI
DIV. I ONLY		3- 19		326	2- 8	133	342	302	302	19	19
DIV. I NON-CONF.		1- 10		327	0- 1	168	329	333	333	15	15

TOTALS	RPI 1-25		RPI 26-50		W-L RECORDS	RPI 51-100		RPI 101-999		RPI 201+	
3- 19	0- 1		0- 0		OVERALL	0- 1		3- 17		2- 9	
2- 7	0- 0		0- 0		HOME	0- 1		2- 6		1- 3	
1- 12	0- 1		0- 0		AWAY	0- 0		1- 11		1- 6	
0- 0	0- 0		0- 0		NEUTRAL	0- 0		0- 0		0- 0	
1- 10	0- 1		0- 0		NON-CONFERENCE	0- 1		1- 8		1- 5	
1- 4	0- 0		0- 0		HOME	0- 1		1- 3		1- 1	
0- 6	0- 1		0- 0		AWAY	0- 0		0- 5		0- 4	
0- 0	0- 0		0- 0		NEUTRAL	0- 0		0- 0		0- 0	
2- 9	0- 0		0- 0		CONFERENCE	0- 0		2- 9		1- 4	
1- 3	0- 0		0- 0		HOME	0- 0		1- 3		0- 2	
1- 6	0- 0		0- 0		AWAY	0- 0		1- 6		1- 2	
0- 0	0- 0		0- 0		NEUTRAL	0- 0		0- 0		0- 0	

RPI	S	Opponent	Score	RPI	S	Opponent	Score	RPI	S	Opponent	Score	RPI	S	Opponent	Score
7	A	Oregon	38 98					69	H	UC Davis	59 85	119	A	BYU	67 75
												140	A	Weber St.	50 65
												140	H	Weber St.	64 77
												145	H	Binghamton	66 72
												162	A	Idaho	51 74
												171	A	Idaho St.	39 66
												171	H	Idaho St.	76 70
												177	H	UC Irvine	64 71
												195	A	Eastern Wash.	41 58
												213	A	San Diego	59 72
												222	A	Montana St.	71 91
												222	H	Montana St.	57 63
												226	A	Montana	71 81
												226	H	Montana	65 74
												240	H	CSU Bakersfield	45 46
												278	A	Grand Canyon	54 59
												281	A	Arizona	74 76
												290	H	Utah St.	70 67
												307	A	Utah Valley	61 69
												324	A	Northern Ariz.	60 57
LAST 12 Division I GAMES:															
171	A	Idaho St.	39 66	324	A	Northern Ariz.	60 57								
140	A	Weber St.	50 65	140	H	Weber St.	64 77								
222	H	Montana St.	57 63	171	H	Idaho St.	76 70								
226	H	Montana	65 74	226	A	Montana	71 81								
195	A	Eastern Wash.	41 58	222	A	Montana St.	71 91								
162	A	Idaho	51 74	281	A	Arizona	74 76								

Non-Div I Games:

Southern Utah

Average RPI Win:	229	WON-LOST	WINNING	LAST 10	STRENGTH OF	OPP. STRENGTH	TEAM	ADJ.	CONF.	ADJ CONF.
Average RPI Loss:	125	RECORD	PCT. RANK	GAMES	SCHEDULE	OF SCHEDULE	RPI	RPI	RPI	RPI
DIV. I ONLY	7- 17	282	2- 8	91	188	237	237	12	12	
DIV. I NON-CONF.	5- 8	220	0- 1	91	252	192	192	10	10	

TOTALS	RPI 1-25	RPI 26-50	W-L RECORDS	RPI 51-100	RPI 101-999	RPI 201+				
7- 17	0- 1	0- 2	OVERALL	1- 6	6- 8	5- 3				
5- 7	0- 1	0- 0	HOME	1- 2	4- 4	4- 0				
1- 10	0- 0	0- 2	AWAY	0- 4	1- 4	0- 3				
1- 0	0- 0	0- 0	NEUTRAL	0- 0	1- 0	1- 0				
5- 8	0- 1	0- 0	NON-CONFERENCE	1- 3	4- 4	3- 2				
3- 3	0- 1	0- 0	HOME	1- 1	2- 1	2- 0				
1- 5	0- 0	0- 0	AWAY	0- 2	1- 3	0- 2				
1- 0	0- 0	0- 0	NEUTRAL	0- 0	1- 0	1- 0				
2- 9	0- 0	0- 2	CONFERENCE	0- 3	2- 4	2- 1				
2- 4	0- 0	0- 0	HOME	0- 1	2- 3	2- 0				
0- 5	0- 0	0- 2	AWAY	0- 2	0- 1	0- 1				
0- 0	0- 0	0- 0	NEUTRAL	0- 0	0- 0	0- 0				

RPI 1-25				RPI 26-50				RPI 51-100				RPI 101+ Team's RPI: 237			
RPI	S	Opponent	Score	RPI	S	Opponent	Score	RPI	S	Opponent	Score	RPI	S	Opponent	Score
22	H	Buffalo	59 76	43	A	Dayton	59 80	61	H	Toledo	39 58	111	H	George Washington	56 63
				48	A	Duquesne	59 73	73	A	Fordham	48 72	128	H	Delaware	52 53
								75	A	Albany (NY)	52 69	136	A	Bucknell	59 48
								81	H	Penn St.	65 62	153	H	Davidson	68 75
								84	A	Navy	48 86	183	H	Saint Joseph's	64 70
								88	A	Saint Louis	55 78	198	A	Siena	62 70
								96	H	George Mason	63 76	209	H	Eastern Mich.	70 51
												229	H	Niagara	76 58
												230	A	Hofstra	68 71
												232	A	La Salle	63 66
												291	H	Massachusetts	69 59
												293	A	Canisius	69 71
												327	N	UMBC	63 54
												332	H	Rhode Island	81 70
LAST 12 Division I GAMES:															
111	H	George Washington	56 63	232	A	La Salle	63 66								
96	H	George Mason	63 76	43	A	Dayton	59 80								
48	A	Duquesne	59 73	291	H	Massachusetts	69 59								
73	A	Fordham	48 72	183	H	Saint Joseph's	64 70								
153	H	Davidson	68 75	88	A	Saint Louis	55 78								
332	H	Rhode Island	81 70	230	A	Hofstra	68 71								

Non-Div I Games:

St. Bonaventure

Average RPI Win:	283	WON-LOST	WINNING	LAST 10	STRENGTH OF	OPP. STRENGTH	TEAM	ADJ.	CONF.	ADJ CONF.
Average RPI Loss:	206	RECORD	PCT. RANK	GAMES	SCHEDULE	OF SCHEDULE	RPI	RPI	RPI	RPI
DIV. I ONLY	9- 13	225	5- 5	325	304	276	276	29	29	
DIV. I NON-CONF.	4- 7	226	0- 1	296	274	279	279	29	29	

TOTALS	RPI 1-25	RPI 26-50	W-L RECORDS	RPI 51-100	RPI 101-999	RPI 201+				
9- 13	0- 0	0- 0	OVERALL	0- 2	9- 11	8- 8				
6- 2	0- 0	0- 0	HOME	0- 0	6- 2	5- 2				
3- 10	0- 0	0- 0	AWAY	0- 2	3- 8	3- 5				
0- 1	0- 0	0- 0	NEUTRAL	0- 0	0- 1	0- 1				
4- 7	0- 0	0- 0	NON-CONFERENCE	0- 2	4- 5	3- 4				
3- 1	0- 0	0- 0	HOME	0- 0	3- 1	2- 1				
1- 5	0- 0	0- 0	AWAY	0- 2	1- 3	1- 2				
0- 1	0- 0	0- 0	NEUTRAL	0- 0	0- 1	0- 1				
5- 6	0- 0	0- 0	CONFERENCE	0- 0	5- 6	5- 4				
3- 1	0- 0	0- 0	HOME	0- 0	3- 1	3- 1				
2- 5	0- 0	0- 0	AWAY	0- 0	2- 5	2- 3				
0- 0	0- 0	0- 0	NEUTRAL	0- 0	0- 0	0- 0				

RPI 1-25				RPI 26-50				RPI 51-100				RPI 101+ Team's RPI: 276			
RPI	S	Opponent	Score	RPI	S	Opponent	Score	RPI	S	Opponent	Score	RPI	S	Opponent	Score
								59	A	St. John's (NY)	49 73	129	A	Saint Francis (PA)	75 90
								94	A	Seton Hall	50 84	148	A	Robert Morris	36 59
												180	A	Fla. Atlantic	60 80
												182	H	Army West Point	73 52
												215	H	Morehead St.	59 73
												216	N	Norfolk St.	51 52
												228	H	Loyola Maryland	64 47
												241	A	Howard	69 72
												252	A	Manhattan	54 57
												265	H	Fairleigh Dickinson	62 70
												277	A	LIU Brooklyn	59 61
												282	A	Bryant	63 73
												283	A	Mt. St. Mary's	75 56
												283	H	Mt. St. Mary's	82 73
												286	H	Sacred Heart	63 48
												288	A	Central Conn. St.	78 70
												319	A	Wagner	47 50
												319	H	Wagner	80 76
												338	H	Iona	72 63
												344	A	Saint Peter's	64 49
LAST 12 Division I GAMES:															
283	A	Mt. St. Mary's	75 56	319	H	Wagner	80 76								
319	A	Wagner	47 50	283	H	Mt. St. Mary's	82 73								
286	H	Sacred Heart	63 48	148	A	Robert Morris	36 59								
265	H	Fairleigh Dickinson	62 70	129	A	Saint Francis (PA)	75 90								
282	A	Bryant	63 73	277	A	LIU Brooklyn	59 61								
288	A	Central Conn. St.	78 70	215	H	Morehead St.	59 73								

Non-Div I Games:

St. Francis Brooklyn

Average RPI	Win:	119	WON-LOST	WINNING	LAST 10	STRENGTH OF	OPP. STRENGTH	TEAM	ADJ.	CONF.	ADJ CONF.
Average RPI	Loss:	71	RECORD	PCT. RANK	GAMES	SCHEDULE	OF SCHEDULE	RPI	RPI	RPI	RPI
DIV. I ONLY		14- 10	123	2- 3	21	51	59	59	6	6	
DIV. I NON-CONF.		7- 4	102	0- 1	5	84	29	29	6	6	

TOTALS	RPI 1-25		RPI 26-50		W-L RECORDS	RPI 51-100	RPI 101-999		RPI 201+		
14- 10	0- 3		3- 3		OVERALL	4- 2	7- 2		3- 0		
9- 3	0- 1		2- 0		HOME	2- 1	5- 1		2- 0		
4- 5	0- 1		1- 2		AWAY	2- 1	1- 1		1- 0		
1- 2	0- 1		0- 1		NEUTRAL	0- 0	1- 0		0- 0		
7- 4	0- 2		1- 1		NON-CONFERENCE	2- 1	4- 0		1- 0		
4- 2	0- 1		0- 0		HOME	1- 1	3- 0		1- 0		
2- 0	0- 0		1- 0		AWAY	1- 0	0- 0		0- 0		
1- 2	0- 1		0- 1		NEUTRAL	0- 0	1- 0		0- 0		
7- 6	0- 1		2- 2		CONFERENCE	2- 1	3- 2		2- 0		
5- 1	0- 0		2- 0		HOME	1- 0	2- 1		1- 0		
2- 5	0- 1		0- 2		AWAY	1- 1	1- 1		1- 0		
0- 0	0- 0		0- 0		NEUTRAL	0- 0	0- 0		0- 0		

RPI 1-25				RPI 26-50				RPI 51-100				RPI 101+			
RPI	S	Opponent	Score	RPI	S	Opponent	Score	RPI	S	Opponent	Score	RPI	S	Opponent	Score
21	N	South Carolina	58 76	26	H	Villanova	70 64	73	H	Fordham	64 67	109	N	Western Mich.	76 48
22	H	Buffalo	72 73	27	N	South Fla.	59 68	75	A	Albany (NY)	71 66	125	H	Georgetown	64 41
24	A	DePaul	67 76	31	A	Marquette	72 74	82	H	James Madison	81 64	137	H	William & Mary	92 81
				39	A	Creighton	39 53	94	A	Seton Hall	57 62	138	H	Kansas	65 53
				39	H	Creighton	72 65	97	A	Butler	73 55	187	A	Providence	68 70
				50	A	Miami (FL)	74 64	97	H	Butler	76 38	187	H	Providence	44 49
												208	A	Xavier	67 63
												208	H	Xavier	70 36
												276	H	St. Francis Brooklyn	73 49

Team's RPI: 59															
LAST 12 Division I GAMES:															
27	N	South Fla.	59 68	26	H	Villanova	70 64	125	H	Georgetown	64 41				
208	H	Xavier	70 36	97	H	Butler	76 38	97	A	Butler	73 55				
187	A	Providence	68 70	208	A	Xavier	67 63	39	H	Creighton	72 65				
39	A	Creighton	39 53	187	H	Providence	44 49								
94	A	Seton Hall	57 62												

Non-Div I Games:

St. John's (NY)

Average RPI Win:	123	WON-LOST	WINNING	LAST 10	STRENGTH OF	OPP. STRENGTH	TEAM	ADJ.	CONF.	ADJ CONF.
Average RPI Loss:	22	RECORD	PCT. RANK	GAMES	SCHEDULE	OF SCHEDULE	RPI	RPI	RPI	RPI
DIV. I ONLY	16- 8	78	8- 2	4	17	12	12	5	5	
DIV. I NON-CONF.	6- 6	170	0- 0	4	17	41	41	3	3	

TOTALS	RPI 1-25	RPI 26-50	W-L RECORDS	RPI 51-100	RPI 101-999	RPI 201+				
16- 8	2- 6	2- 1	OVERALL	5- 0	7- 1	4- 0				
9- 2	1- 1	1- 0	HOME	3- 0	4- 1	3- 0				
5- 4	1- 3	1- 1	AWAY	1- 0	2- 0	1- 0				
2- 2	0- 2	0- 0	NEUTRAL	1- 0	1- 0	0- 0				
6- 6	0- 5	0- 0	NON-CONFERENCE	2- 0	4- 1	2- 0				
3- 2	0- 1	0- 0	HOME	1- 0	2- 1	2- 0				
1- 2	0- 2	0- 0	AWAY	0- 0	1- 0	0- 0				
2- 2	0- 2	0- 0	NEUTRAL	1- 0	1- 0	0- 0				
10- 2	2- 1	2- 1	CONFERENCE	3- 0	3- 0	2- 0				
6- 0	1- 0	1- 0	HOME	2- 0	2- 0	1- 0				
4- 2	1- 1	1- 1	AWAY	1- 0	1- 0	1- 0				
0- 0	0- 0	0- 0	NEUTRAL	0- 0	0- 0	0- 0				

RPI	S	Opponent	Score	RPI	S	Opponent	Score	RPI	S	Opponent	Score	RPI	S	Opponent	Score
1	N	UConn	53 78	33	A	Arizona St.	66 73	51	A	Southern Cal i forni a	59 55	105	H	Western Ill.	64 71
5	A	Ohio St.	64 85	33	H	Arizona St.	74 50	51	H	Southern Cal i forni a	72 65	139	N	Kent St.	79 54
5	N	Ohio St.	82 94	49	A	Oregon St.	60 57	68	N	Belmont	74 53	165	A	San Franci sco	86 66
7	A	Oregon	78 65					83	H	Washington St.	70 57	170	H	Washi ngton	71 45
8	A	UCLA	53 64					100	H	UNLV	74 33	240	H	CSU Bakersfi el d	57 34
8	H	UCLA	76 65									244	H	UC Ri versi de	53 43
9	A	Bayl or	57 81									281	A	Ari zona	61 46
11	H	Tennessee	71 83									281	H	Ari zona	79 42

LAST 12 Di vi si on I GAMES:															
7	A	Oregon	78 65	170	H	Washington	71 45								
49	A	Oregon St.	60 57	83	H	Washington St.	70 57								
281	H	Arizona	79 42	33	A	Arizona St.	66 73								
33	H	Arizona St.	74 50	281	A	Arizona	61 46								
8	A	UCLA	53 64	51	H	Southern Cal i forni a	72 65								
51	A	Southern Cal i forni a	59 55	8	H	UCLA	76 65								

Non-Di v I Games:

Stanford

Average RPI Win: 224
Average RPI Loss: 119

WON-LOST
RECORD

WINNING
PCT. RANK

LAST 10
GAMES

STRENGTH OF
SCHEDULE

OPP. STRENGTH
OF SCHEDULE

TEAM
RPI

ADJ.
RPI

CONF.
RPI

ADJ CONF.
RPI

DIV. I ONLY	12- 10	148	6- 4	196	147	157	157	22	22
DIV. I NON-CONF.	7- 7	170	3- 1	128	76	148	148	21	21
<hr/>									
TOTALS	RPI 1-25	RPI 26-50	W-L RECORDS	RPI 51-100	RPI 101-999	RPI 201+			
12- 10	0- 2	0- 2	OVERALL	1- 1	11- 5	8- 2			
7- 1	0- 0	0- 0	HOME	1- 0	6- 1	5- 0			
3- 5	0- 2	0- 1	AWAY	0- 0	3- 2	2- 1			
2- 4	0- 0	0- 1	NEUTRAL	0- 1	2- 2	1- 1			
7- 7	0- 2	0- 1	NON-CONFERENCE	1- 1	6- 3	3- 1			
4- 1	0- 0	0- 0	HOME	1- 0	3- 1	2- 0			
1- 2	0- 2	0- 0	AWAY	0- 0	1- 0	0- 0			
2- 4	0- 0	0- 1	NEUTRAL	0- 1	2- 2	1- 1			
5- 3	0- 0	0- 1	CONFERENCE	0- 0	5- 2	5- 1			
3- 0	0- 0	0- 0	HOME	0- 0	3- 0	3- 0			
2- 3	0- 0	0- 1	AWAY	0- 0	2- 2	2- 1			
0- 0	0- 0	0- 0	NEUTRAL	0- 0	0- 0	0- 0			

RPI 1-25					RPI 26-50					RPI 51-100					RPI 101+ Team's RPI: 157				
RPI	S	Opponent	Score		RPI	S	Opponent	Score		RPI	S	Opponent	Score		RPI	S	Opponent	Score	
6	A	Florida St.	39	84	36	A	FGCU	40	80	92	H	Chattanooga	78	67	110	A	Jacksonville	63	73
10	A	Texas	59	95	46	N	Western Ky.	58	66	93	N	Wright St.	59	64	133	A	SIUE	65	61
															143	H	Texas St.	61	54
															150	H	High Point	64	69
															172	N	Florida	85	71
															187	N	Providence	45	56
															207	H	Richmond	72	67
															238	H	Northern Ky.	67	56
															239	A	North Florida	68	51
															239	H	North Florida	68	55
															258	N	UMKC	50	67
															261	A	Lipscomb	59	55
															294	A	Kennesaw St.	49	66
															296	H	USC Upstate	62	61
															328	N	Delaware St.	58	43
															342	H	NJIT	73	55
LAST 12 Division I GAMES:																			
239	A	North Florida	68	51	296	H	USC Upstate	62	61										
110	A	Jacksonville	63	73	36	A	FGCU	40	80										
239	H	North Florida	68	55	328	N	Delaware St.	58	43										
294	A	Kennesaw St.	49	66	258	N	UMKC	50	67										
261	A	Lipscomb	59	55	143	H	Texas St.	61	54										
342	H	NJIT	73	55	207	H	Richmond	72	67										

Non-Div I Games: Thomas (GA) 92 41 Webber Int'l 67 30

Stetson

Loss, Non-Conf, S Site, H Home A Away N Neutral

Average RPI Win:	273	WON-LOST	WINNING	LAST 10	STRENGTH OF	OPP. STRENGTH	TEAM	ADJ.	CONF.	ADJ CONF.
Average RPI Loss:	128	RECORD	PCT. RANK	GAMES	SCHEDULE	OF SCHEDULE	RPI	RPI	RPI	RPI
DIV. I ONLY	12- 11	166	5- 5	267	238	210	210	20	20	
DIV. I NON-CONF.	7- 5	132	0- 1	333	243	225	225	24	24	

TOTALS	RPI 1-25	RPI 26-50	W-L RECORDS	RPI 51-100	RPI 101-999	RPI 201+				
12- 11	0- 0	0- 1	OVERALL	0- 4	12- 6	10- 1				
6- 5	0- 0	0- 0	HOME	0- 1	6- 4	6- 0				
6- 6	0- 0	0- 1	AWAY	0- 3	6- 2	4- 1				
0- 0	0- 0	0- 0	NEUTRAL	0- 0	0- 0	0- 0				
7- 5	0- 0	0- 1	NON-CONFERENCE	0- 1	7- 3	7- 1				
4- 1	0- 0	0- 0	HOME	0- 0	4- 1	4- 0				
3- 4	0- 0	0- 1	AWAY	0- 1	3- 2	3- 1				
0- 0	0- 0	0- 0	NEUTRAL	0- 0	0- 0	0- 0				
5- 6	0- 0	0- 0	CONFERENCE	0- 3	5- 3	3- 0				
2- 4	0- 0	0- 0	HOME	0- 1	2- 3	2- 0				
3- 2	0- 0	0- 0	AWAY	0- 2	3- 0	1- 0				
0- 0	0- 0	0- 0	NEUTRAL	0- 0	0- 0	0- 0				

RPI 1-25				RPI 26-50				RPI 51-100				RPI 101+				Team's RPI : 210	
RPI	S	Opponent	Score	RPI	S	Opponent	Score	RPI	S	Opponent	Score	RPI	S	Opponent	Score		
38	A	Syracuse	70 81	72	A	Harvard	53 60	118	H	Yale	71 77	145	A	Binghamton	67 59		
				75	A	Albany (NY)	58 64	145	H	Binghamton	64 69	160	A	Hartford	66 58		
				75	H	Albany (NY)	68 72	160	H	Hartford	68 75	185	H	New Hampshire	50 51		
				77	A	Maine	56 64	191	A	Northwestern	36 68	230	A	Hofstra	73 49		
								252	H	Manhattan	74 59	265	A	Fairleigh Dickinson	56 51		
								270	A	Cornell	40 48	287	H	Vermont	80 57		
								288	H	Central Conn. St.	60 55	319	H	Wagner	69 50		
								320	A	Ga. Southern	68 49	327	A	UMBC	69 44		
								338	H	Iona	63 46	346	H	UMass Lowell	59 50		
LAST 12 Division I GAMES:																	
145	H	Binghamton	64 69	145	A	Binghamton	67 59										
160	A	Hartford	66 58	287	H	Vermont	80 57										
327	A	UMBC	69 44	75	H	Albany (NY)	68 72										
75	A	Albany (NY)	58 64	160	H	Hartford	68 75										
346	H	UMass Lowell	59 50	77	A	Maine	56 64										
185	H	New Hampshire	50 51	72	A	Harvard	53 60										

Non-Div I Games: Farmingdale St. 76 25

Stony Brook

Average RPI Win:	166	WON-LOST	WINNING	LAST 10	STRENGTH OF	OPP. STRENGTH	TEAM	ADJ.	CONF.	ADJ CONF.
Average RPI Loss:	24	RECORD	PCT. RANK	GAMES	SCHEDULE	OF SCHEDULE	RPI	RPI	RPI	RPI
DIV. I ONLY	17- 7	62	5- 5	47	24	38	38	1	1	
DIV. I NON-CONF.	12- 1	6	1- 0	163	101	34	34	1	1	

TOTALS	RPI 1-25	RPI 26-50	W-L RECORDS	RPI 51-100	RPI 101-999	RPI 201+				
17- 7	1- 4	0- 2	OVERALL	3- 1	13- 0	5- 0				
11- 2	1- 1	0- 0	HOME	2- 1	8- 0	4- 0				
3- 4	0- 2	0- 2	AWAY	1- 0	2- 0	0- 0				
3- 1	0- 1	0- 0	NEUTRAL	0- 0	3- 0	1- 0				
12- 1	0- 1	0- 0	NON-CONFERENCE	2- 0	10- 0	5- 0				
7- 0	0- 0	0- 0	HOME	1- 0	6- 0	4- 0				
2- 0	0- 0	0- 0	AWAY	1- 0	1- 0	0- 0				
3- 1	0- 1	0- 0	NEUTRAL	0- 0	3- 0	1- 0				
5- 6	1- 3	0- 2	CONFERENCE	1- 1	3- 0	0- 0				
4- 2	1- 1	0- 0	HOME	1- 1	2- 0	0- 0				
1- 4	0- 2	0- 2	AWAY	0- 0	1- 0	0- 0				
0- 0	0- 0	0- 0	NEUTRAL	0- 0	0- 0	0- 0				

RPI	S	Opponent	Score	RPI	S	Opponent	Score	Team's RPI: 38	RPI	S	Opponent	Score	RPI	S	Opponent	Score
2	A	Notre Dame	72 87	28	A	Virginia	63 68		57	H	Drexel	72 62	111	A	George Washington	74 62
3	N	Mississippi St.	65 76	50	A	Miami (FL)	67 72		63	H	Virginia Tech	64 73	123	N	Vanderbilt	84 78
4	H	Louisville	77 84						65	H	Georgia Tech	88 77	146	H	Pittsburgh	70 52
6	H	Florida St.	76 69						100	A	UNLV	69 55	149	H	Clemson	86 51
17	A	NC State	56 60										160	H	Hartford	75 63

LAST 12 Division I GAMES:																
4	H	Louisville	77 84	17	A	NC State	56 60						196	A	Boston College	75 57
63	H	Virginia Tech	64 73	6	H	Florida St.	76 69						210	H	Stony Brook	81 70
196	A	Boston College	75 57	65	H	Georgia Tech	88 77						272	H	Colgate	79 39
149	H	Clemson	86 51	28	A	Virginia	63 68						275	H	Morgan St.	95 68
146	H	Pittsburgh	70 52	2	A	Notre Dame	72 87						280	N	Coastal Caro.	69 57
50	A	Miami (FL)	67 72	100	A	UNLV	69 55						301	H	UMES	68 45

Non-Div I Games:

Syracuse

TCU		Average RPI Win: 159	WON-LOST RECORD	WINNING PCT. RANK	LAST 10 GAMES	STRENGTH OF SCHEDULE	OPP. STRENGTH OF SCHEDULE	TEAM RPI	ADJ. RPI	CONF. RPI	ADJ CONF. RPI
Average RPI Loss: 61											
DIV. I ONLY		16- 6	57	7- 3	100	42	54	54	4	4	
DIV. I NON-CONF.		9- 2	34	1- 0	205	202	80	80	5	5	

TOTALS	RPI 1-25		RPI 26-50		W-L RECORDS		RPI 51-100		RPI 101-999		RPI 201+
16- 6	1- 2		1- 1		OVERALL		3- 1		11- 2		6- 0
10- 2	1- 0		1- 0		HOME		1- 1		7- 1		4- 0
4- 4	0- 2		0- 1		AWAY		2- 0		2- 1		1- 0
2- 0	0- 0		0- 0		NEUTRAL		0- 0		2- 0		1- 0
9- 2	0- 1		0- 0		NON-CONFERENCE		1- 0		8- 1		5- 0
6- 1	0- 0		0- 0		HOME		1- 0		5- 1		3- 0
1- 1	0- 1		0- 0		AWAY		0- 0		1- 0		1- 0
2- 0	0- 0		0- 0		NEUTRAL		0- 0		2- 0		1- 0
7- 4	1- 1		1- 1		CONFERENCE		2- 1		3- 1		1- 0
4- 1	1- 0		1- 0		HOME		0- 1		2- 0		1- 0
3- 3	0- 1		0- 1		AWAY		2- 0		1- 1		0- 0
0- 0	0- 0		0- 0		NEUTRAL		0- 0		0- 0		0- 0

RPI 1-25				RPI 26-50				RPI 51-100				Team's RPI : 54				RPI 101+			
RPI	S	Opponent	Score	RPI	S	Opponent	Score	RPI	S	Opponent	Score	RPI	S	Opponent	Score	RPI	S	Opponent	Score
10	A	Texas	65 92	30	A	Oklahoma	71 84	53	A	West Virginia	76 74	117	A	Iowa St.	75 52				
10	H	Texas	79 77	30	H	Oklahoma	62 58	53	H	West Virginia	82 87	118	H	Yale	72 82				
15	A	Texas A&M	58 71					89	A	Kansas St.	68 63	138	A	Kansas	77 86				
								99	H	Alabama	88 67	138	H	Kansas	76 66				
												143	H	Texas St.	82 58				
												162	N	Idaho	86 76				
												179	H	Hampton	90 68				
												205	H	Oral Roberts	72 58				
												214	A	SMU	64 58				
												221	H	Texas Tech	93 72				
												281	N	Arizona	68 59				
												284	H	Southeastern La.	112 62				
												325	H	Northwestern St.	89 51				

										LAST 12 Division I GAMES:									
10	A	Texas	65 92	10	H	Texas	79 77	221	H	Texas Tech	93 72								
117	A	Iowa St.	75 52	30	A	Oklahoma	71 84	30	A	Oklahoma	62 58								
89	A	Kansas St.	68 63	138	A	Kansas	77 86	138	A	Kansas	76 66								
138	H	Kansas	76 66	53	H	West Virginia	82 87	53	H	West Virginia	76 74								
53	A	West Virginia	76 74	179	H	Hampton	90 68	179	H	Hampton	90 68								

Non-Div I Games:

TCU

Average RPI Win: 220

Average RPI Loss: 65

WON-LOST
RECORDWINNING
PCT. RANKLAST 10
GAMESSTRENGTH OF
SCHEDULEOPP. STRENGTH
OF SCHEDULETEAM
RPIADJ.
RPICONF.
RPIADJ CONF.
RPIDIV. I ONLY
DIV. I NON-CONF.10- 12
8- 5205
1112- 8
1- 282
18271
100174
173174
1738
78
7

TOTALS

RPI 1-25

RPI 26-50

W-L RECORDS

RPI 51-100

RPI 101-999

RPI 201+

10- 12

0- 3

0- 5

OVERALL

1- 1

9- 3

5- 1

8- 8

0- 3

0- 3

HOME

1- 1

7- 1

3- 0

2- 4

0- 0

0- 0

AWAY

0- 0

2- 0

2- 0

0- 0

0- 0

0- 0

NEUTRAL

0- 0

0- 0

0- 0

8- 5

0- 2

0- 1

NON-CONFERENCE

1- 1

7- 1

4- 0

6- 5

0- 2

0- 1

HOME

1- 1

5- 1

2- 0

2- 0

0- 0

0- 0

AWAY

0- 0

2- 0

2- 0

0- 0

0- 0

0- 0

NEUTRAL

0- 0

0- 0

0- 0

2- 7

0- 1

0- 4

CONFERENCE

0- 0

2- 2

1- 1

2- 3

0- 1

0- 2

HOME

0- 0

2- 0

1- 0

0- 4

0- 0

0- 2

AWAY

0- 0

0- 2

0- 1

0- 0

0- 0

0- 0

NEUTRAL

0- 0

0- 0

0- 0

RPI 1-25

RPI 26-50

RPI 51-100

RPI 101+

Team's RPI: 174

RPI	S	Opponent	Score
1	H	UConn	57 113
14	H	Rutgers	67 84
21	H	South Carolina	60 87

RPI	S	Opponent	Score
26	H	Villanova	65 69
27	A	South Fla.	60 76
27	H	South Fla.	73 89
44	H	Houston	75 99
47	A	UCF	46 76

RPI	S	Opponent	Score
72	H	Harvard	86 64
90	H	Penn	59 74

RPI	S	Opponent	Score
121	H	Ole Miss	48 64
142	A	Cincinnati	72 80
168	H	Tulsa	76 75
169	H	Marist	83 77
179	H	Hampton	65 56
183	H	Saint Joseph's	69 66
214	A	SMU	56 60
214	H	SMU	55 52
232	A	La Salle	69 52
319	H	Wagner	70 36
328	H	Delaware St.	96 72
338	A	Iona	59 54

LAST 12 Division I GAMES:

168	H	Tulsa	76 75	142	A	Cincinnati	72 80
214	A	SMU	56 60	27	H	South Fla.	73 89
27	A	South Fla.	60 76	214	H	SMU	55 52
90	H	Penn	59 74	47	A	UCF	46 76
1	H	UConn	57 113	21	H	South Carolina	60 87
44	H	Houston	75 99	169	H	Marist	83 77

Non-Div I Games:

Temple

Loss,
Non-Conf,
S Site,
H Home
A Away
N Neutral

Average RPI Win:	113	WON-LOST	WINNING	LAST 10	STRENGTH OF	OPP. STRENGTH	TEAM	ADJ.	CONF.	ADJ CONF.
Average RPI Loss:	11	RECORD	PCT. RANK	GAMES	SCHEDULE	OF SCHEDULE	RPI	RPI	RPI	RPI
DIV. I ONLY	19- 4	16	6- 4	19	7	11	11	2	2	
DIV. I NON-CONF.	12- 1	6	1- 1	31	31	4	4	2	2	

TOTALS	RPI 1-25	RPI 26-50	W-L RECORDS	RPI 51-100	RPI 101-999	RPI 201+				
19- 4	4- 4	1- 0	OVERALL	3- 0	11- 0	2- 0				
11- 1	2- 1	0- 0	HOME	1- 0	8- 0	1- 0				
5- 3	2- 3	0- 0	AWAY	0- 0	3- 0	1- 0				
3- 0	0- 0	1- 0	NEUTRAL	2- 0	0- 0	0- 0				
12- 1	2- 1	1- 0	NON-CONFERENCE	3- 0	6- 0	2- 0				
7- 0	1- 0	0- 0	HOME	1- 0	5- 0	1- 0				
2- 1	1- 1	0- 0	AWAY	0- 0	1- 0	1- 0				
3- 0	0- 0	1- 0	NEUTRAL	2- 0	0- 0	0- 0				
7- 3	2- 3	0- 0	CONFERENCE	0- 0	5- 0	0- 0				
4- 1	1- 1	0- 0	HOME	0- 0	3- 0	0- 0				
3- 2	1- 2	0- 0	AWAY	0- 0	2- 0	0- 0				
0- 0	0- 0	0- 0	NEUTRAL	0- 0	0- 0	0- 0				

RPI	S	Opponent	Score	RPI	S	Opponent	Score	RPI	S	Opponent	Score	RPI	S	Opponent	Score
2	A	Notre Dame	70 84	31	N	Marquette	101 99	55	N	Oklahoma St.	79 69	104	H	Auburn	70 59
3	H	Mississippi St.	52 71					71	N	South Dakota	69 49	106	A	Kentucky	63 49
10	H	Texas	82 75					82	H	James Madison	89 60	120	H	Central Ark.	77 34
12	A	Stanford	83 71									121	H	Ole Miss	75 66
15	A	Texas A&M	76 79									123	A	Vanderbilt	74 64
15	H	Texas A&M	82 67									123	H	Vanderbilt	86 73
21	A	South Carolina	86 70									144	H	ETSU	87 49
25	A	LSU	59 70									156	H	Wichita St.	68 56

LAST 12 Division I GAMES:															
123	A	Vanderbilt	74 64	21	A	South Carolina	86 70								
15	H	Texas A&M	82 67	15	A	Texas A&M	76 79								
25	A	LSU	59 70	123	H	Vanderbilt	86 73								
121	H	Ole Miss	75 66	104	H	Auburn	70 59								
3	H	Mississippi St.	52 71	106	A	Kentucky	63 49								
2	A	Notre Dame	70 84	12	A	Stanford	83 71								

Non-Div I Games:

Tennessee

Average RPI Win:	312	WON-LOST	WINNING	LAST 10	STRENGTH OF	OPP. STRENGTH	TEAM	ADJ.	CONF.	ADJ CONF.
Average RPI Loss:	202	RECORD	PCT. RANK	GAMES	SCHEDULE	OF SCHEDULE	RPI	RPI	RPI	RPI
DIV. I ONLY	4- 16	311	3- 7	307	306	336	336	26	26	
DIV. I NON-CONF.	1- 7	310	0- 0	173	289	324	324	27	27	

TOTALS	RPI 1-25	RPI 26-50	W-L RECORDS	RPI 51-100	RPI 101-999	RPI 201+				
4- 16	0- 1	0- 1	OVERALL	0- 0	4- 14	4- 9				
3- 8	0- 0	0- 1	HOME	0- 0	3- 7	3- 4				
1- 8	0- 1	0- 0	AWAY	0- 0	1- 7	1- 5				
0- 0	0- 0	0- 0	NEUTRAL	0- 0	0- 0	0- 0				
1- 7	0- 1	0- 1	NON-CONFERENCE	0- 0	1- 5	1- 3				
1- 4	0- 0	0- 1	HOME	0- 0	1- 3	1- 2				
0- 3	0- 1	0- 0	AWAY	0- 0	0- 2	0- 1				
0- 0	0- 0	0- 0	NEUTRAL	0- 0	0- 0	0- 0				
3- 9	0- 0	0- 0	CONFERENCE	0- 0	3- 9	3- 6				
2- 4	0- 0	0- 0	HOME	0- 0	2- 4	2- 2				
1- 5	0- 0	0- 0	AWAY	0- 0	1- 5	1- 4				
0- 0	0- 0	0- 0	NEUTRAL	0- 0	0- 0	0- 0				

RPI 1-25				RPI 26-50				RPI 51-100				RPI 101+ Team's RPI: 336			
RPI	S	Opponent	Score	RPI	S	Opponent	Score	RPI	S	Opponent	Score	RPI	S	Opponent	Score
4	A	Louisville	56 95	40	H	Ball St.	65 85					133	A	SIUE	63 74
												133	H	SIUE	76 88
												173	H	Jacksonville St.	56 75
												178	A	Memphis	75 79
												194	H	Troy	66 95
												211	A	UT Martin	68 80
												212	A	Arkansas St.	62 68
												215	A	Morehead St.	81 97
												220	A	Southeast Mo. St.	66 71
												227	H	Austin Peay	59 75
												261	H	Lipscomb	71 64
												305	H	Alabama A&M	75 77
												306	H	Murray St.	73 85
												310	A	Eastern Ky.	59 58
												329	H	Tennessee Tech	76 66
												331	H	Marshall	65 71
												347	A	Eastern Ill.	59 66
												347	H	Eastern Ill.	86 68
LAST 12 Division I GAMES:															
310	A	Eastern Ky.	59 58	133	A	SIUE	63 74								
215	A	Morehead St.	81 97	347	A	Eastern Ill.	59 66								
347	H	Eastern Ill.	86 68	329	H	Tennessee Tech	76 66								
133	H	SIUE	76 88	173	H	Jacksonville St.	56 75								
306	H	Murray St.	73 85	220	A	Southeast Mo. St.	66 71								
227	H	Austin Peay	59 75	211	A	UT Martin	68 80								

Non-Div I Games: Fisk 93 48

Tennessee St.

Average RPI Win:	304	WON-LOST	WINNING	LAST 10	STRENGTH OF	OPP. STRENGTH	TEAM	ADJ.	CONF.	ADJ CONF.
Average RPI Loss:	184	RECORD	PCT. RANK	GAMES	SCHEDULE	OF SCHEDULE	RPI	RPI	RPI	RPI
DIV. I ONLY	3- 18	323	2- 8	219	314	329	329	26	26	
DIV. I NON-CONF.	1- 8	313	0- 0	102	227	288	288	27	27	

TOTALS	RPI 1-25	RPI 26-50	W-L RECORDS	RPI 51-100	RPI 101-999	RPI 201+				
3- 18	0- 1	0- 0	OVERALL	0- 3	3- 14	3- 9				
2- 8	0- 0	0- 0	HOME	0- 1	2- 7	2- 6				
1- 10	0- 1	0- 0	AWAY	0- 2	1- 7	1- 3				
0- 0	0- 0	0- 0	NEUTRAL	0- 0	0- 0	0- 0				
1- 8	0- 1	0- 0	NON-CONFERENCE	0- 2	1- 5	1- 1				
1- 3	0- 0	0- 0	HOME	0- 1	1- 2	1- 1				
0- 5	0- 1	0- 0	AWAY	0- 1	0- 3	0- 0				
0- 0	0- 0	0- 0	NEUTRAL	0- 0	0- 0	0- 0				
2- 10	0- 0	0- 0	CONFERENCE	0- 1	2- 9	2- 8				
1- 5	0- 0	0- 0	HOME	0- 0	1- 5	1- 5				
1- 5	0- 0	0- 0	AWAY	0- 1	1- 4	1- 3				
0- 0	0- 0	0- 0	NEUTRAL	0- 0	0- 0	0- 0				

RPI 1-25				RPI 26-50				RPI 51-100				RPI 101+ Team's RPI: 329			
RPI	S	Opponent	Score	RPI	S	Opponent	Score	RPI	S	Opponent	Score	RPI	S	Opponent	Score
20	A	Georgia	48 56					64	H	IUPUI	54 68	106	A	Kentucky	54 82
								68	A	Belmont	59 78	131	A	Middle Tenn.	44 58
								93	A	Wright St.	59 82	133	A	SIUE	58 65
												144	A	ETSU	55 74
												175	H	Radford	41 60
												211	H	UT Martin	51 67
												215	A	Morehead St.	51 53
												215	H	Morehead St.	67 74
												220	H	Southeast Mo. St.	66 70
												227	H	Austin Peay	63 59
												261	H	Lipscomb	57 61
												306	H	Murray St.	63 72
												310	A	Eastern Ky.	53 55
												310	H	Eastern Ky.	68 76
												336	A	Tennessee St.	66 76
												339	H	Winthrop	70 41
												347	A	Eastern Ill.	60 57

LAST 12 Division I GAMES:															
347	A	Eastern Ill.	60 57	306	H	Murray St.	63 72								
133	A	SIUE	58 65	227	H	Austin Peay	63 59								
211	H	UT Martin	51 67	336	A	Tennessee St.	66 76								
220	H	Southeast Mo. St.	66 70	68	A	Belmont	59 78								
215	A	Morehead St.	51 53	310	H	Eastern Ky.	68 76								
310	A	Eastern Ky.	53 55	215	H	Morehead St.	67 74								

Non-Div I Games: Cumberland (TN) 83 52 Tenn. Wesleyan 84 66

Tennessee Tech

Average RPI Win:	127	WON-LOST	WINNING	LAST 10	STRENGTH OF	OPP. STRENGTH	TEAM	ADJ.	CONF.	ADJ CONF.
Average RPI Loss:	19	RECORD	PCT. RANK	GAMES	SCHEDULE	OF SCHEDULE	RPI	RPI	RPI	RPI
DIV. I ONLY	19- 4	16	7- 3	16	27	10	10	4	4	
DIV. I NON-CONF.	9- 2	34	0- 1	38	29	20	20	5	5	

TOTALS	RPI 1-25	RPI 26-50	W-L RECORDS	RPI 51-100	RPI 101-999	RPI 201+				
19- 4	3- 3	1- 0	OVERALL	5- 1	10- 0	4- 0				
11- 1	1- 1	0- 0	HOME	3- 0	7- 0	3- 0				
6- 3	1- 2	1- 0	AWAY	2- 1	2- 0	1- 0				
2- 0	1- 0	0- 0	NEUTRAL	0- 0	1- 0	0- 0				
9- 2	3- 2	0- 0	NON-CONFERENCE	0- 0	6- 0	3- 0				
6- 1	1- 1	0- 0	HOME	0- 0	5- 0	3- 0				
1- 1	1- 1	0- 0	AWAY	0- 0	0- 0	0- 0				
2- 0	1- 0	0- 0	NEUTRAL	0- 0	1- 0	0- 0				
10- 2	0- 1	1- 0	CONFERENCE	5- 1	4- 0	1- 0				
5- 0	0- 0	0- 0	HOME	3- 0	2- 0	0- 0				
5- 2	0- 1	1- 0	AWAY	2- 1	2- 0	1- 0				
0- 0	0- 0	0- 0	NEUTRAL	0- 0	0- 0	0- 0				

RPI	S	Opponent	Score	RPI	S	Opponent	Score	RPI	S	Opponent	Score	RPI	S	Opponent	Score
1	H	UConn	71 75	30	A	Oklahoma	88 78	53	A	West Virginia	73 55	117	H	Iowa St.	87 55
6	H	Florida St.	87 72					53	H	West Virginia	79 58	138	A	Kansas	55 41
9	A	Baylor	56 81					54	A	TCU	77 79	138	H	Kansas	79 62
11	A	Tennessee	75 82					54	H	TCU	92 65	157	H	Stetson	95 59
20	A	Georgia	81 53					55	H	Oklahoma St.	84 79	170	N	Washington	92 68
25	N	LSU	75 66					89	A	Kansas St.	75 64	192	H	Louisiana Tech	88 54
												221	A	Texas Tech	90 39
												273	H	McNeese	100 34
												304	H	UTSA	120 70
												325	H	Northwestern St.	68 44

LAST 12 Division I GAMES:															
53	A	West Virginia	73 55	1	H	UConn	71 75	138	H	Kansas	79 62				
54	H	TCU	92 65	54	A	TCU	77 79	89	A	Kansas St.	75 64				
138	A	Kansas	55 41	55	H	Oklahoma St.	84 79	53	H	West Virginia	79 58				
117	H	Iowa St.	87 55	9	A	Baylor	56 81								
9	A	Baylor	56 81	221	A	Texas Tech	90 39								

Non-Div I Games:

Texas

Through Games of Feb. 9, 2018											
Average RPI		Win: 121	WON-LOST	WINNING	LAST 10	STRENGTH OF	OPP. STRENGTH	TEAM	ADJ.	CONF.	ADJ CONF.
Loss: 20			RECORD	PCT. RANK	GAMES	SCHEDULE	OF SCHEDULE	RPI	RPI	RPI	RPI
DIV. I ONLY		18- 6	45	7- 3	8	37	15	15	2	2	
DIV. I NON-CONF.		11- 3	46	1- 1	15	65	26	26	2	2	

TOTALS		RPI 1-25		RPI 26-50		W-L RECORDS		RPI 51-100		RPI 101-999	
18- 6		2- 5		1- 0		OVERALL		3- 1		12- 0	
12- 3		2- 2		1- 0		HOME		1- 1		8- 0	
5- 2		0- 2		0- 0		AWAY		2- 0		3- 0	
1- 1		0- 1		0- 0		NEUTRAL		0- 0		1- 0	
11- 3		0- 2		1- 0		NON-CONFERENCE		2- 1		8- 0	
8- 2		0- 1		1- 0		HOME		1- 1		6- 0	
2- 0		0- 0		0- 0		AWAY		1- 0		1- 0	
1- 1		0- 1		0- 0		NEUTRAL		0- 0		1- 0	
7- 3		2- 3		0- 0		CONFERENCE		1- 0		4- 0	
4- 1		2- 1		0- 0		HOME		0- 0		2- 0	
3- 2		0- 2		0- 0		AWAY		1- 0		2- 0	
0- 0		0- 0		0- 0		NEUTRAL		0- 0		0- 0	

RPI	S	Opponent	Score	RPI	S	Opponent	Score	RPI	S	Opponent	Score	RPI	S	Opponent	Score
7	H	Oregon	68 83	44	H	Houston	83 65	51	A	Southern Cal i forn i a	75 74	104	A	Auburn	82 73
7	N	Oregon	62 84					53	H	West Vi rgi n i a	56 70	104	H	Auburn	78 59
11	A	Tennessee	67 82					54	H	TCU	71 58	106	H	Kentucky	74 70
11	H	Tennessee	79 76					99	A	Al abama	73 54	107	H	Rice	82 76
20	H	Georgi a	84 92									120	H	Central Ark.	72 61
21	A	South Carol i na	59 61									123	A	Vanderbil t	91 67
25	H	LSU	69 59									126	H	Li ttle Rock	66 49
												151	H	Loui si ana	83 62
												214	H	SMU	79 57
												221	A	Texas Tech	90 56
												254	N	Hawai i	103 59
												262	H	Prai ri e Vi ew	98 70

LAST 12 Di vi si on I GAMES:															
104	H	Auburn	78 59	11	H	Tennessee	79 76	104	A	Auburn	82 73	106	H	Kentucky	74 70
11	A	Tennessee	67 82	21	A	South Carol i na	59 61	214	H	SMU	79 57	7	N	Oregon	62 84
123	A	Vanderbil t	91 67	20	H	Georgi a	84 92								
25	H	LSU	69 59												
99	A	Al abama	73 54												

Non-Di v I Games:

Texas A&M

Average RPI		Win: 302	WON-LOST RECORD	WINNING PCT. RANK	LAST 10 GAMES	STRENGTH OF SCHEDULE	OPP. STRENGTH OF SCHEDULE	TEAM RPI	ADJ. RPI	CONF. RPI	ADJ. CONF. RPI
Loss: 171											
DIV. I ONLY			10- 9	155	0- 1	338	313	247	247	32	32
DIV. I NON-CONF.			3- 6	239	0- 0	281	197	244	244	32	32
TOTALS		RPI 1-25		RPI 26-50		W-L RECORDS	RPI 51-100	RPI 101-999		RPI 201+	
10- 9	0- 0			0- 0		OVERALL	0- 0	10- 9		10- 3	
3- 3	0- 0			0- 0		HOME	0- 0	3- 3		3- 1	
5- 6	0- 0			0- 0		AWAY	0- 0	5- 6		5- 2	
2- 0	0- 0			0- 0		NEUTRAL	0- 0	2- 0		2- 0	
3- 6	0- 0			0- 0		NON-CONFERENCE	0- 0	3- 6		3- 1	
0- 1	0- 0			0- 0		HOME	0- 0	0- 1		0- 0	
1- 5	0- 0			0- 0		AWAY	0- 0	1- 5		1- 1	
2- 0	0- 0			0- 0		NEUTRAL	0- 0	2- 0		2- 0	
7- 3	0- 0			0- 0		CONFERENCE	0- 0	7- 3		7- 2	
3- 2	0- 0			0- 0		HOME	0- 0	3- 2		3- 1	
4- 1	0- 0			0- 0		AWAY	0- 0	4- 1		4- 1	
0- 0	0- 0			0- 0		NEUTRAL	0- 0	0- 0		0- 0	

RPI 1-25				RPI 26-50				RPI 51-100				RPI 101+				Team's RPI: 247	
RPI	S	Opponent	Score	RPI	S	Opponent	Score	RPI	S	Opponent	Score	RPI	S	Opponent	Score		
												102	A	Wake Forest	56	73	
												121	A	Ole Miss	58	73	
												122	A	UTEP	55	65	
												138	A	Kansas	37	72	
												143	H	Texas St.	56	70	
												167	H	Southern U.	57	67	
												223	A	New Orleans	69	72	
												234	N	New Mexico St.	66	50	
												245	A	Grambling	73	63	
												262	A	Prairie View	48	65	
												262	H	Prairie View	56	61	
												279	H	Alcorn	91	57	
												305	A	Alabama A&M	55	49	
												308	A	Jackson St.	77	74	
												317	A	Alabama St.	71	39	
												325	N	Northwestern St.	56	43	
												330	A	Sam Houston St.	77	58	
												337	H	Ark.-Pine Bluff	58	52	
												341	H	Mississippi Val.	55	39	
LAST 12 Division I GAMES:																	
				262	A	Prairie View	48	65	308	A	Jackson St.	77	74				
				317	A	Alabama St.	71	39	262	H	Prairie View	56	61				
				305	A	Alabama A&M	55	49	279	H	Alcorn	91	57				
				337	H	Ark.-Pine Bluff	58	52	167	H	Southern U.	57	67				
				341	H	Mississippi Val.	55	39	121	A	Ole Miss	58	73				
				245	A	Grambling	73	63	223	A	New Orleans	69	72				

Non-Div I Games:	Wiley	74	36	Paul Quinn	85	59
------------------	-------	----	----	------------	----	----

Texas Southern

Loss, Non-Conf, S Site, H Home A Away N Neutral

Average RPI Win:	257	WON-LOST	WINNING	LAST 10	STRENGTH OF	OPP. STRENGTH	TEAM	ADJ.	CONF.	ADJ CONF.
Average RPI Loss:	135	RECORD	PCT. RANK	GAMES	SCHEDULE	OF SCHEDULE	RPI	RPI	RPI	RPI
DIV. I ONLY	16- 7	69	8- 2	306	228	143	143	23	23	
DIV. I NON-CONF.	7- 4	102	0- 0	266	232	141	141	23	23	

TOTALS	RPI 1-25	RPI 26-50	W-L RECORDS	RPI 51-100	RPI 101-999	RPI 201+				
16- 7	0- 0	0- 1	OVERALL	0- 1	16- 5	13- 1				
8- 2	0- 0	0- 1	HOME	0- 0	8- 1	5- 0				
8- 4	0- 0	0- 0	AWAY	0- 0	8- 0	8- 0				
0- 1	0- 0	0- 0	NEUTRAL	0- 0	0- 1	0- 0				
7- 4	0- 0	0- 1	NON-CONFERENCE	0- 1	7- 2	6- 0				
3- 1	0- 0	0- 1	HOME	0- 0	3- 0	2- 0				
4- 2	0- 0	0- 0	AWAY	0- 1	4- 1	4- 0				
0- 1	0- 0	0- 0	NEUTRAL	0- 0	0- 1	0- 0				
9- 3	0- 0	0- 0	CONFERENCE	0- 0	9- 3	7- 1				
5- 1	0- 0	0- 0	HOME	0- 0	5- 1	3- 0				
4- 2	0- 0	0- 0	AWAY	0- 0	4- 2	4- 1				
0- 0	0- 0	0- 0	NEUTRAL	0- 0	0- 0	0- 0				

RPI	S	Opponent	Score	RPI	S	Opponent	Score	RPI	S	Opponent	Score	RPI	S	Opponent	Score	Team's RPI: 143
44	H	Houston	67 72	54	A	TCU	58 82	101	H	South Ala.	78 63	126	A	Little Rock	48 63	
								130	N	Bethune-Cookman	56 62	147	H	Fresno St.	76 59	
								151	H	Louisiana	58 65	157	A	Stetson	54 61	
								194	H	Troy	83 75	212	A	Arkansas St.	67 55	
								221	A	Texas Tech	87 70	247	A	Texas Southern	70 56	
								262	H	Prairie View	84 57	269	A	Appalachian St.	69 54	
								269	H	Appalachian St.	92 50	280	A	Coastal Caro.	64 65	
								280	H	Coastal Caro.	78 69	300	A	Incarnate Word	74 33	
								304	H	UTSA	91 38	316	A	Georgia St.	83 63	
								320	A	Ga. Southern	81 56	330	A	Sam Houston St.	73 41	
								333	H	La.-Monroe	86 52					
LAST 12 Division I GAMES:																
269	H	Appalachian St.	92 50	126	A	Little Rock	48 63	212	A	Arkansas St.	67 55	194	H	Troy	83 75	
280	H	Coastal Caro.	78 69	280	A	Coastal Caro.	64 65	280	A	Coastal Caro.	78 69	269	A	Appalachian St.	69 54	
316	A	Georgia St.	83 63	269	A	Appalachian St.	69 54									
320	A	Ga. Southern	81 56													
151	H	Louisiana	58 65													
333	H	La.-Monroe	86 52													

Non-Div I Games:

Texas St.

Average RPI Win:	292	WON-LOST	WINNING	LAST 10	STRENGTH OF	OPP. STRENGTH	TEAM	ADJ.	CONF.	ADJ CONF.
Average RPI Loss:	56	RECORD	PCT. RANK	GAMES	SCHEDULE	OF SCHEDULE	RPI	RPI	RPI	RPI
DIV. I ONLY	7- 15	268	1- 9	67	89	221	221	4	4	
DIV. I NON-CONF.	6- 5	153	1- 0	272	271	257	257	5	5	

TOTALS	RPI 1-25	RPI 26-50	W-L RECORDS	RPI 51-100	RPI 101-999	RPI 201+				
7- 15	0- 5	0- 2	OVERALL	0- 5	7- 3	6- 0				
6- 9	0- 4	0- 1	HOME	0- 1	6- 3	6- 0				
1- 6	0- 1	0- 1	AWAY	0- 4	1- 0	0- 0				
0- 0	0- 0	0- 0	NEUTRAL	0- 0	0- 0	0- 0				
6- 5	0- 2	0- 1	NON-CONFERENCE	0- 1	6- 1	6- 0				
6- 3	0- 2	0- 0	HOME	0- 0	6- 1	6- 0				
0- 2	0- 0	0- 1	AWAY	0- 1	0- 0	0- 0				
0- 0	0- 0	0- 0	NEUTRAL	0- 0	0- 0	0- 0				
1- 10	0- 3	0- 1	CONFERENCE	0- 4	1- 2	0- 0				
0- 6	0- 2	0- 1	HOME	0- 1	0- 2	0- 0				
1- 4	0- 1	0- 0	AWAY	0- 3	1- 0	0- 0				
0- 0	0- 0	0- 0	NEUTRAL	0- 0	0- 0	0- 0				

RPI 1-25				RPI 26-50				RPI 51-100				RPI 101+				Team's RPI: 221
RPI	S	Opponent	Score	RPI	S	Opponent	Score	RPI	S	Opponent	Score	RPI	S	Opponent	Score	
9	A	Bayl or	49 97	30	H	Okl ahoma	52 73	53	A	West Virginia	52 82	117	H	Iowa St.	54 66	
9	H	Bayl or	44 90	44	A	Houston	75 79	54	A	TCU	72 93	138	A	Kansas	68 56	
10	H	Texas	39 90					55	A	Okl ahoma St.	62 80	138	H	Kansas	47 60	
15	H	Texas A&M	56 90					55	H	Okl ahoma St.	57 98	143	H	Texas St.	70 87	
25	H	LSU	40 48					80	A	New Mexi co	56 90	262	H	Prai rie View	89 60	
												300	H	Incarnate Word	80 54	
												321	H	UTRGV	80 64	
												337	H	Ark. -Pine Bluff	74 47	
												343	H	Flori da A&M	82 63	
												346	H	UMass Lowell	93 65	

LAST 12 Division I GAMES:																
9	H	Bayl or	44 90	30	H	Okl ahoma	52 73	53	A	TCU	72 93	138	H	Kansas	47 60	
55	A	Okl ahoma St.	62 80	54	A	TCU	72 93	55	A	Bayl or	49 97	55	H	Okl ahoma St.	57 98	
53	A	West Virginia	52 82	138	H	Kansas	47 60	80	H	Incarnate Word	80 54					
10	H	Texas	39 90													
138	A	Kansas	68 56													
117	H	Iowa St.	54 66													

Non-Div I Games:

Texas Tech

Average RPI Win:	156	WON-LOST	WINNING	LAST 10	STRENGTH OF	OPP. STRENGTH	TEAM	ADJ.	CONF.	ADJ CONF.
Average RPI Loss:	71	RECORD	PCT. RANK	GAMES	SCHEDULE	OF SCHEDULE	RPI	RPI	RPI	RPI
DIV. I ONLY	15- 8	82	1- 2	59	88	61	61	7	7	
DIV. I NON-CONF.	9- 3	61	1- 1	64	122	31	31	8	8	

TOTALS	RPI 1-25	RPI 26-50	W-L RECORDS	RPI 51-100	RPI 101-999	RPI 201+				
15- 8	0- 3	2- 2	OVERALL	2- 1	11- 2	4- 1				
9- 2	0- 1	2- 0	HOME	2- 0	5- 1	1- 0				
5- 5	0- 2	0- 1	AWAY	0- 1	5- 1	3- 1				
1- 1	0- 0	0- 1	NEUTRAL	0- 0	1- 0	0- 0				
9- 3	0- 1	1- 2	NON-CONFERENCE	1- 0	7- 0	3- 0				
5- 0	0- 0	1- 0	HOME	1- 0	3- 0	0- 0				
3- 2	0- 1	0- 1	AWAY	0- 0	3- 0	3- 0				
1- 1	0- 0	0- 1	NEUTRAL	0- 0	1- 0	0- 0				
6- 5	0- 2	1- 0	CONFERENCE	1- 1	4- 2	1- 1				
4- 2	0- 1	1- 0	HOME	1- 0	2- 1	1- 0				
2- 3	0- 1	0- 0	AWAY	0- 1	2- 1	0- 1				
0- 0	0- 0	0- 0	NEUTRAL	0- 0	0- 0	0- 0				

RPI 1-25				RPI 26-50				RPI 51-100				RPI 101+			
RPI	S	Opponent	Score	RPI	S	Opponent	Score	RPI	S	Opponent	Score	RPI	S	Opponent	Score
4	A	Louisville	55 90	40	H	Ball St.	72 66	76	A	Ohio	61 78	109	A	Western Mich.	78 73
22	A	Buffalo	69 87	43	H	Dayton	68 50	76	H	Ohio	75 57	124	H	Cleveland St.	65 56
22	H	Buffalo	73 84	46	N	Western Ky.	56 70	77	H	Maine	65 64	129	H	Saint Francis (PA)	74 66
				48	A	Duquesne	54 73					135	H	Northern Ill.	63 60
												139	H	Kent St.	55 62
												151	H	Louisiana	79 55
												167	N	Southern U.	81 76
												181	A	Bowling Green	77 67
												209	A	Eastern Mich.	57 70
												217	H	Akron	60 54
												237	A	St. Bonaventure	58 39
												309	A	Detroit Mercy	81 64
												338	A	Iona	74 57

LAST 12 Division I GAMES:															
151	H	Louisiana	79 55	22	A	Buffalo	69 87								
4	A	Louisville	55 90	40	H	Ball St.	72 66								
22	H	Buffalo	73 84	135	H	Northern Ill.	63 60								
109	A	Western Mich.	78 73	76	H	Ohio	75 57								
181	A	Bowling Green	77 67	209	A	Eastern Mich.	57 70								
139	H	Kent St.	55 62	217	H	Akron	60 54								

Non-Div I Games:

Toledo

Average RPI Win: 257	WON-LOST RECORD	WINNING PCT. RANK	LAST 10 GAMES	STRENGTH OF SCHEDULE	OPP. STRENGTH OF SCHEDULE	TEAM RPI	ADJ. RPI	CONF. RPI	ADJ CONF. RPI
Average RPI Loss: 153									
DIV. I ONLY	8- 14	248	3- 7	277	190	263	263	10	10
DIV. I NON-CONF.	5- 6	187	0- 1	338	280	300	300	12	12

TOTALS	RPI 1-25	RPI 26-50	W-L RECORDS	RPI 51-100	RPI 101-999	RPI 201+			
8- 14	0- 0	0- 0	OVERALL	0- 4	8- 10	6- 4			
4- 6	0- 0	0- 0	HOME	0- 1	4- 5	3- 2			
3- 7	0- 0	0- 0	AWAY	0- 3	3- 4	2- 2			
1- 1	0- 0	0- 0	NEUTRAL	0- 0	1- 1	1- 0			
5- 6	0- 0	0- 0	NON-CONFERENCE	0- 0	5- 6	4- 3			
3- 2	0- 0	0- 0	HOME	0- 0	3- 2	2- 1			
1- 3	0- 0	0- 0	AWAY	0- 0	1- 3	1- 2			
1- 1	0- 0	0- 0	NEUTRAL	0- 0	1- 1	1- 0			
3- 8	0- 0	0- 0	CONFERENCE	0- 4	3- 4	2- 1			
1- 4	0- 0	0- 0	HOME	0- 1	1- 3	1- 1			
2- 4	0- 0	0- 0	AWAY	0- 3	2- 1	1- 0			
0- 0	0- 0	0- 0	NEUTRAL	0- 0	0- 0	0- 0			

RPI 1-25				RPI 26-50				RPI 51-100				RPI 101+				Team's RPI: 263	
RPI	S	Opponent	Score	RPI	S	Opponent	Score	RPI	S	Opponent	Score	RPI	S	Opponent	Score		
								57	A	Drexel	53	78	111	H	George Washington	43	66
								67	A	Elon	61	84	128	A	Delaware	49	51
								67	H	Elon	45	71	134	H	Northeastern	61	70
								82	A	James Madison	45	69	137	A	William & Mary	67	66
													137	H	William & Mary	63	75
													146	A	Pittsburgh	63	81
													175	N	Radford	66	69
													183	H	Saint Joseph's	90	66
													216	A	Norfolk St.	76	86
													228	A	Loyola Maryland	76	67
													260	A	Col. of Charleston	83	58
													260	H	Col. of Charleston	67	80
													264	H	UNCW	72	71
													272	H	Colgate	61	65
													291	A	Massachusetts	49	72
													319	H	Wagner	64	42
													327	H	UMBC	95	64
													337	N	Ark.-Pine Bluff	70	44
LAST 12 Division I GAMES:																	
137	H	William & Mary	63	75	264	H	UNCW	72	71	137	A	William & Mary	67	66			
57	A	Drexel	53	78	82	A	James Madison	45	69	260	H	Col. of Charleston	67	80			
67	H	Elon	45	71	134	H	Northeastern	61	70	175	N	Radford	66	69			
260	A	Col. of Charleston	83	58													
67	A	Elon	61	84													
128	A	Delaware	49	51													

Non-Di v I Games:

Towson

Average RPI Win:	250	WON-LOST	WINNING	LAST 10	STRENGTH OF	OPP. STRENGTH	TEAM	ADJ.	CONF.	ADJ CONF.
Average RPI Loss:	142	RECORD	PCT. RANK	GAMES	SCHEDULE	OF SCHEDULE	RPI	RPI	RPI	RPI
DIV. I ONLY	9- 10	201	6- 4	262	169	194	194	23	23	
DIV. I NON-CONF.	3- 6	239	0- 2	216	88	199	199	23	23	

TOTALS	RPI 1-25	RPI 26-50	W-L RECORDS	RPI 51-100	RPI 101-999	RPI 201+				
9- 10	0- 1	0- 0	OVERALL	0- 1	9- 8	6- 1				
5- 1	0- 0	0- 0	HOME	0- 0	5- 1	3- 1				
4- 8	0- 1	0- 0	AWAY	0- 1	4- 6	3- 0				
0- 1	0- 0	0- 0	NEUTRAL	0- 0	0- 1	0- 0				
3- 6	0- 1	0- 0	NON-CONFERENCE	0- 1	3- 4	2- 0				
1- 0	0- 0	0- 0	HOME	0- 0	1- 0	0- 0				
2- 5	0- 1	0- 0	AWAY	0- 1	2- 3	2- 0				
0- 1	0- 0	0- 0	NEUTRAL	0- 0	0- 1	0- 0				
6- 4	0- 0	0- 0	CONFERENCE	0- 0	6- 4	4- 1				
4- 1	0- 0	0- 0	HOME	0- 0	4- 1	3- 1				
2- 3	0- 0	0- 0	AWAY	0- 0	2- 3	1- 0				
0- 0	0- 0	0- 0	NEUTRAL	0- 0	0- 0	0- 0				

RPI 1-25				RPI 26-50				RPI 51-100				RPI 101+				Team's RPI: 194	
RPI	S	Opponent	Score	RPI	S	Opponent	Score	RPI	S	Opponent	Score	RPI	S	Opponent	Score		
11	A	Tennessee	69 131					98	A	Tulane	75 106	101	A	South Ala.	68 79		
												101	H	South Ala.	82 71		
												110	H	Jacksonville	89 88		
												121	A	Ole Miss	93 96		
												131	A	Middle Tenn.	57 73		
												143	A	Texas St.	75 83		
												151	A	Louisiana	62 55		
												166	A	Samford	73 80		
												166	N	Samford	76 82		
												199	A	UT Arlington	57 76		
												269	H	Appalachian St.	81 74		
												280	H	Coastal Caro.	92 97		
												316	H	Georgia St.	90 86		
												317	A	Alabama St.	93 63		
												320	H	Ga. Southern	88 47		
												333	A	La.-Monroe	86 79		
												336	A	Tennessee St.	95 66		
LAST 12 Division I GAMES:																	
101	H	South Ala.	82 71	143	A	Texas St.	75 83										
151	A	Louisiana	62 55	199	A	UT Arlington	57 76										
333	A	La.-Monroe	86 79	316	H	Georgia St.	90 86										
280	H	Coastal Caro.	92 97	320	H	Ga. Southern	88 47										
269	H	Appalachian St.	81 74	166	N	Samford	76 82										
101	A	South Ala.	68 79	98	A	Tulane	75 106										

Non-Div I Games: Montevallo 130 50 Stillman 89 62

Troy

RPI 1-25				RPI 26-50				RPI 51-100				RPI 101+			
RPI	S	Opponent	Score	RPI	S	Opponent	Score	RPI	S	Opponent	Score	RPI	S	Opponent	Score
1	A	UConn	45 98	27	A	South Fla.	46 75	77	A	Maine	42 34	117	N	Iowa St.	64 67
17	A	NC State	55 79	27	H	South Fla.	53 63					122	H	UTEP	67 56
25	H	LSU	50 73	43	N	Dayton	65 71					123	H	Vanderbilt	71 59
				44	A	Houston	48 72					131	H	Middle Tenn.	62 44
				44	H	Houston	92 98					156	H	Wichita St.	56 64
				47	A	UCF	51 59					164	A	Southern Miss.	58 66
												168	A	Tulsa	72 63
												168	H	Tulsa	70 39
												194	H	Troy	106 75
												218	H	East Carolina	64 58
												223	H	New Orleans	79 56
												250	N	San Diego St.	80 46
												273	A	McNeese	70 66
LAST 12 Division I GAMES:															
				27	H	South Fla.	53 63	156	H	Wichita St.	56 64				
				44	A	Houston	48 72	44	H	Houston	92 98				
				1	A	UConn	45 98	168	A	Tulsa	72 63				
				218	H	East Carolina	64 58	27	A	South Fla.	46 75				
				168	H	Tulsa	70 39	122	H	UTEP	67 56				
				47	A	UCF	51 59	194	H	Troy	106 75				

Tulane

Average RPI Win: **181**
 Average RPI Loss: **115**

WON-LOST
RECORD

WINNING
PCT. RANK

LAST 10
GAMES

STRENGTH OF
SCHEDULE

OPP. STRENGTH
OF SCHEDULE

TEAM
RPI

ADJ.
RPI

CONF.
RPI

ADJ CONF.
RPI

DIV. I ONLY	8- 14	248	2- 8	61	113	168	168	8	8
DIV. I NON-CONF.	6- 6	170	1- 1	67	296	126	126	7	7

TOTALS	RPI 1-25	RPI 26-50	W-L RECORDS	RPI 51-100	RPI 101-999	RPI 201+			
8- 14	0- 1	0- 2	OVERALL	1- 6	7- 5	3- 3			
4- 7	0- 0	0- 2	HOME	0- 3	4- 2	3- 1			
3- 7	0- 1	0- 0	AWAY	1- 3	2- 3	0- 2			
1- 0	0- 0	0- 0	NEUTRAL	0- 0	1- 0	0- 0			
6- 6	0- 0	0- 0	NON-CONFERENCE	1- 4	5- 2	3- 2			
3- 3	0- 0	0- 0	HOME	0- 2	3- 1	3- 1			
2- 3	0- 0	0- 0	AWAY	1- 2	1- 1	0- 1			
1- 0	0- 0	0- 0	NEUTRAL	0- 0	1- 0	0- 0			
2- 8	0- 1	0- 2	CONFERENCE	0- 2	2- 3	0- 1			
1- 4	0- 0	0- 2	HOME	0- 1	1- 1	0- 0			
1- 4	0- 1	0- 0	AWAY	0- 1	1- 2	0- 1			
0- 0	0- 0	0- 0	NEUTRAL	0- 0	0- 0	0- 0			

RPI 1-25				RPI 26-50				RPI 51-100				RPI 101+ Team's RPI: 168			
RPI	S	Opponent	Score	RPI	S	Opponent	Score	RPI	S	Opponent	Score	RPI	S	Opponent	Score
1	A	UConn	60 78	27	H	South Fla.	57 71	66	H	American	67 72	126	A	Little Rock	74 61
				47	H	UCF	44 47	68	H	Belmont	65 90	142	H	Cincinnati	64 51
								71	A	South Dakota	64 61	145	N	Binghamton	60 55
								87	A	Arkansas	41 67	156	A	Wichita St.	67 62
								88	A	Saint Louis	66 77	174	A	Temple	75 76
								98	A	Tulane	39 70	178	H	Memphis	48 69
								98	H	Tulane	63 72	205	H	Oral Roberts	41 53
												212	H	Arkansas St.	68 58
												218	A	East Carolina	67 73
												251	A	North Texas	43 66
												258	H	UMKC	76 52
												337	H	Ark.-Pine Bluff	87 37
LAST 12 Division I GAMES:															
174	A	Temple	75 76	218	A	East Carolina	67 73								
27	H	South Fla.	57 71	142	H	Cincinnati	64 51								
47	H	UCF	44 47	98	H	Tulane	63 72								
98	A	Tulane	39 70	156	A	Wichita St.	67 62								
1	A	UConn	60 78	212	H	Arkansas St.	68 58								
178	H	Memphis	48 69	88	A	Saint Louis	66 77								

Non-Div I Games: Alas. Anchorage 53 **59**

Tul sa

Average RPI Win: 207
Average RPI Loss: 137

WON-LOST
RECORD

WINNING
PCT. RANK

LAST 10
GAMES

STRENGTH OF
SCHEDULE

OPP. STRENGTH
OF SCHEDULE

TEAM
RPI

ADJ.
RPI

CONF.
RPI

ADJ CONF.
RPI

DIV. I ONLY	17- 3	11	8- 1	227	185	74	74	18	18
DIV. I NON-CONF.	9- 2	34	2- 0	303	182	103	103	19	19
<hr/>									
TOTALS	RPI 1-25	RPI 26-50	W-L RECORDS	RPI 51-100	RPI 101-999	RPI 201+			
17- 3	0- 0	1- 0	OVERALL	0- 1	16- 2	7- 0			
8- 1	0- 0	1- 0	HOME	0- 0	7- 1	4- 0			
8- 1	0- 0	0- 0	AWAY	0- 0	8- 1	3- 0			
1- 1	0- 0	0- 0	NEUTRAL	0- 1	1- 0	0- 0			
9- 2	0- 0	0- 0	NON-CONFERENCE	0- 1	9- 1	4- 0			
5- 0	0- 0	0- 0	HOME	0- 0	5- 0	3- 0			
3- 1	0- 0	0- 0	AWAY	0- 0	3- 1	1- 0			
1- 1	0- 0	0- 0	NEUTRAL	0- 1	1- 0	0- 0			
8- 1	0- 0	1- 0	CONFERENCE	0- 0	7- 1	3- 0			
3- 1	0- 0	1- 0	HOME	0- 0	2- 1	1- 0			
5- 0	0- 0	0- 0	AWAY	0- 0	5- 0	2- 0			
0- 0	0- 0	0- 0	NEUTRAL	0- 0	0- 0	0- 0			

RPI 1-25	RPI 26-50	RPI 51-100	Team's RPI: 74	RPI 101+
RPI S Opponent Score	RPI S Opponent Score	RPI S Opponent Score		RPI S Opponent Score
	46 H Western Ky. 79 61	70 N Indiana 63 71		101 A South Ala. 78 66
				122 A UTEP 84 64
				131 A Middle Tenn. 59 51
				141 H Southern Ill. 76 66
				150 A High Point 77 61
				164 H Southern Miss. 63 80
				166 H Samford 77 53
				178 A Memphis 62 64
				180 H Fla. Atlantic 90 57
				192 A Louisiana Tech 66 61
				201 N UC Santa Barbara 67 54
				251 H North Texas 68 52
				269 A Appalachian St. 70 59
				292 A FIU 71 61
				305 H Alabama A&M 85 58
				311 A Old Dominion 74 61
				317 H Alabama St. 61 44
				341 H Mississippi Val. 87 72
LAST 12 Division I GAMES:				
192 A Louisiana Tech 66 61	46 H Western Ky. 79 61	131 A Middle Tenn. 59 51		
122 A UTEP 84 64	311 A Old Dominion 74 61	101 A South Ala. 78 66		
180 H Fla. Atlantic 90 57	317 H Alabama St. 61 44	305 H Alabama A&M 85 58		
292 A FIU 71 61				
251 H North Texas 68 52				
164 H Southern Miss. 63 80				

Non-Div I Games: Tuskegee 105 50 Miles 85 42

UAB

Loss, Non-Conf, S Site, H Home A Away N Neutral

UC Davis				Through Games Of Feb. 5, 2018																								
Average RPI	Win:	203		WON-LOST		WINNING		LAST 10		STRENGTH OF		OPP. STRENGTH		TEAM		ADJ.		CONF.		ADJ CONF.								
Average RPI	Loss:	88		RECORD		PCT. RANK		GAMES		SCHEDULE		OF SCHEDULE		RPI		RPI		RPI		RPI								
DIV. I ONLY				18- 4		22		8- 2		228		122		69		69		21		21								
DIV. I NON-CONF.				10- 3		51		1- 2		178		48		60		60		20		20								

TOTALS		RPI 1-25				RPI 26-50		W-L RECORDS				RPI 51-100		RPI 101-999				RPI 201+										
18- 4		0- 0				0- 2		OVERALL				2- 1		16- 1				8- 0										
9- 1		0- 0				0- 1		HOME				1- 0		8- 0				5- 0										
8- 3		0- 0				0- 1		AWAY				1- 1		7- 1				3- 0										
1- 0		0- 0				0- 0		NEUTRAL				0- 0		1- 0				0- 0										
10- 3		0- 0				0- 2		NON-CONFERENCE				2- 1		8- 0				4- 0										
5- 1		0- 0				0- 1		HOME				1- 0		4- 0				2- 0										
4- 2		0- 0				0- 1		AWAY				1- 1		3- 0				2- 0										
1- 0		0- 0				0- 0		NEUTRAL				0- 0		1- 0				0- 0										
8- 1		0- 0				0- 0		CONFERENCE				0- 0		8- 1				4- 0										
4- 0		0- 0				0- 0		HOME				0- 0		4- 0				3- 0										
4- 1		0- 0				0- 0		AWAY				0- 0		4- 1				1- 0										
0- 0		0- 0				0- 0		NEUTRAL				0- 0		0- 0				0- 0										

RPI 1-25				RPI 26-50				RPI 51-100				Team's RPI: 69				RPI 101+												
RPI	S	Opponent	Score	RPI	S	Opponent	Score	RPI	S	Opponent	Score	RPI	S	Opponent	Score													
47	H	UCF	55 62	73	A	Fordham	62 70	118	N	Yale	71 61																	
49	A	Oregon St.	47 61	79	A	Saint Mary's (CA)	74 50	152	A	Pacific	90 58																	
																155	H	Portland St.	79 67									
																161	A	Cal Poly	80 76									
																165	H	San Francisco	72 55									
																177	A	UC Irvine	76 67									
																184	A	CSUN	71 75									
																201	A	UC Santa Barbara	68 61									
																201	H	UC Santa Barbara	69 63									
																206	A	Seattle U	79 53									
																235	H	Pepperdine	69 64									
																244	H	UC Riverside	74 63									
																254	H	Hawaii	76 52									
																285	H	Sacramento St.	79 72									
																298	H	Cal St. Fullerton	67 53									
																302	A	Southern Utah	85 59									
																335	A	Long Beach St.	83 71									

LAST 12 Division I GAMES:																												
				184 A CSUN 71 75				244 H UC Riverside 74 63																				
				335 A Long Beach St. 83 71				254 H Hawaii 76 52																				
				201 H UC Santa Barbara 69 63				177 A UC Irvine 76 67																				
				298 H Cal St. Fullerton 67 53				73 A Fordham 62 70																				
				161 A Cal Poly 80 76				118 N Yale 71 61																				
				201 A UC Santa Barbara 68 61				49 A Oregon St. 47 61																				

Non-Div I Games:

Average RPI Win: 258		WON-LOST RECORD	WINNING PCT. RANK	LAST 10 GAMES	STRENGTH OF SCHEDULE	OPP. STRENGTH OF SCHEDULE	TEAM RPI	ADJ. RPI	CONF. RPI	ADJ. CONF. RPI
Average RPI Loss: 137										
DIV. I ONLY		14- 8	96	8- 2	303	210	177	177	21	21
DIV. I NON-CONF.		7- 6	165	2- 0	299	233	224	224	20	20
TOTALS		RPI 1-25	RPI 26-50	W-L RECORDS	RPI 51-100	RPI 101-999	RPI 201+			
14- 8	0- 0		0- 0	OVERALL	0- 3	14- 5	12- 0			
6- 3	0- 0		0- 0	HOME	0- 1	6- 2	4- 0			
8- 3	0- 0		0- 0	AWAY	0- 2	8- 1	8- 0			
0- 2	0- 0		0- 0	NEUTRAL	0- 0	0- 2	0- 0			
7- 6	0- 0		0- 0	NON-CONFERENCE	0- 2	7- 4	7- 0			
3- 2	0- 0		0- 0	HOME	0- 0	3- 2	3- 0			
4- 2	0- 0		0- 0	AWAY	0- 2	4- 0	4- 0			
0- 2	0- 0		0- 0	NEUTRAL	0- 0	0- 2	0- 0			
7- 2	0- 0		0- 0	CONFERENCE	0- 1	7- 1	5- 0			
3- 1	0- 0		0- 0	HOME	0- 1	3- 0	1- 0			
4- 1	0- 0		0- 0	AWAY	0- 0	4- 1	4- 0			
0- 0	0- 0		0- 0	NEUTRAL	0- 0	0- 0	0- 0			

RPI 1-25				RPI 26-50				RPI 51-100				RPI 101+				Team's RPI: 177	
RPI	S	Opponent	Score	RPI	S	Opponent	Score	RPI	S	Opponent	Score	RPI	S	Opponent	Score		
								69	H	UC Davis	67	76	155	H	Portland St.	72	82
								80	A	New Mexico	61	83	156	N	Wichita St.	53	76
								100	A	UNLV	54	73	161	A	Cal Poly	76	79
													171	H	Idaho St.	72	78
													184	H	CSUN	56	47
													200	N	Illinois	59	65
													201	H	UC Santa Barbara	77	74
													206	A	Seattle U	84	79
													235	H	Pepperdine	75	74
													240	A	CSU Bakersfield	72	59
													244	A	UC Riverside	81	71
													250	A	San Diego St.	67	65
													254	A	Hawaii	74	67
													254	H	Hawaii	70	66
													290	H	Utah St.	87	84
													298	A	Cal St. Fullerton	76	60
													302	A	Southern Utah	71	64
													313	H	Portland	63	52
													335	A	Long Beach St.	100	81
LAST 12 Division I GAMES:																	
				335	A	Long Beach St.	100	81	201	H	UC Santa Barbara	77	74				
				298	A	Cal St. Fullerton	76	60	254	A	Hawaii	74	67				
				184	H	CSUN	56	47	69	H	UC Davis	67	76				
				244	A	UC Riverside	81	71	240	A	CSU Bakersfield	72	59				
				254	H	Hawaii	70	66	206	A	Seattle U	84	79				
				161	A	Cal Poly	76	79	155	H	Portland St.	72	82				

Non-Div I Games:

Chapman

92 57

UC Irvine

■ Loss, ■ Non-Conf, S Site, H Home A Away N Neutral

Average RPI Win:	229	WON-LOST	WINNING	LAST 10	STRENGTH OF	OPP. STRENGTH	TEAM	ADJ.	CONF.	ADJ CONF.
Average RPI Loss:	125	RECORD	PCT. RANK	GAMES	SCHEDULE	OF SCHEDULE	RPI	RPI	RPI	RPI
DIV. I ONLY	6- 17	291	3- 7	110	138	244	244	21	21	
DIV. I NON-CONF.	3- 11	289	0- 3	59	40	207	207	20	20	

TOTALS	RPI 1-25	RPI 26-50	W-L RECORDS	RPI 51-100	RPI 101-999	RPI 201+				
6- 17	0- 2	0- 1	OVERALL	1- 4	5- 10	4- 3				
4- 5	0- 0	0- 0	HOME	0- 1	4- 4	4- 0				
1- 10	0- 2	0- 1	AWAY	0- 3	1- 4	0- 1				
1- 2	0- 0	0- 0	NEUTRAL	1- 0	0- 2	0- 2				
3- 11	0- 2	0- 1	NON-CONFERENCE	1- 3	2- 5	1- 2				
1- 3	0- 0	0- 0	HOME	0- 1	1- 2	1- 0				
1- 6	0- 2	0- 1	AWAY	0- 2	1- 1	0- 0				
1- 2	0- 0	0- 0	NEUTRAL	1- 0	0- 2	0- 2				
3- 6	0- 0	0- 0	CONFERENCE	0- 1	3- 5	3- 1				
3- 2	0- 0	0- 0	HOME	0- 0	3- 2	3- 0				
0- 4	0- 0	0- 0	AWAY	0- 1	0- 3	0- 1				
0- 0	0- 0	0- 0	NEUTRAL	0- 0	0- 0	0- 0				

RPI 1-25				RPI 26-50				RPI 51-100				RPI 101+ Team's RPI: 244			
RPI	S	Opponent	Score	RPI	S	Opponent	Score	RPI	S	Opponent	Score	RPI	S	Opponent	Score
8	A	UCLA	48 68	33	A	Arizona St.	48 73	51	H	Southern Cal i fornia	46 64	117	A	Iowa St.	66 89
12	A	Stanford	43 53					52	A	Minnesota	75 101	122	H	UTEP	62 73
								69	A	UC Davis	63 74	147	A	Fresno St.	68 56
								71	A	South Dakota	66 75	159	H	Loyola Marymount	59 67
								100	N	UNLV	95 88	161	A	Cal Poly	73 91
												161	H	Cal Poly	82 87
												177	H	UC Irvine	71 81
												184	A	CSUN	55 60
												214	N	SMU	51 73
												240	H	CSU Bakersfi eld	68 65
												254	A	Hawai i	57 63
												254	H	Hawai i	79 57
												285	N	Sacramento St.	72 99
												298	H	Cal St. Fullerton	63 50
												335	H	Long Beach St.	77 53

LAST 12 Division I GAMES:															
161	A	Cal Poly	73 91	69	A	UC Davis	63 74								
254	A	Hawai i	57 63	335	H	Long Beach St.	77 53								
177	H	UC Irvine	71 81	161	H	Cal Poly	82 87								
184	A	CSUN	55 60	122	H	UTEP	62 73								
254	H	Hawai i	79 57	52	A	Minnesota	75 101								
298	H	Cal St. Fullerton	63 50	71	A	South Dakota	66 75								

Non-Div I Games:

UC Riverside

Average RPI Win:	260	WON-LOST	WINNING	LAST 10	STRENGTH OF	OPP. STRENGTH	TEAM	ADJ.	CONF.	ADJ CONF.
Average RPI Loss:	131	RECORD	PCT. RANK	GAMES	SCHEDULE	OF SCHEDULE	RPI	RPI	RPI	RPI
DIV. I ONLY	8- 13	241	6- 4	121	239	201	201	21	21	
DIV. I NON-CONF.	3- 9	280	2- 1	100	229	226	226	20	20	

TOTALS	RPI 1-25	RPI 26-50	W-L RECORDS	RPI 51-100	RPI 101-999	RPI 201+				
8- 13	0- 1	0- 1	OVERALL	0- 4	8- 7	6- 3				
4- 5	0- 0	0- 0	HOME	0- 1	4- 4	3- 2				
4- 7	0- 1	0- 1	AWAY	0- 2	4- 3	3- 1				
0- 1	0- 0	0- 0	NEUTRAL	0- 1	0- 0	0- 0				
3- 9	0- 1	0- 1	NON-CONFERENCE	0- 2	3- 5	3- 3				
1- 3	0- 0	0- 0	HOME	0- 0	1- 3	1- 2				
2- 5	0- 1	0- 1	AWAY	0- 1	2- 2	2- 1				
0- 1	0- 0	0- 0	NEUTRAL	0- 1	0- 0	0- 0				
5- 4	0- 0	0- 0	CONFERENCE	0- 2	5- 2	3- 0				
3- 2	0- 0	0- 0	HOME	0- 1	3- 1	2- 0				
2- 2	0- 0	0- 0	AWAY	0- 1	2- 1	1- 0				
0- 0	0- 0	0- 0	NEUTRAL	0- 0	0- 0	0- 0				

RPI 1-25				RPI 26-50				RPI 51-100				RPI 101+				Team's RPI: 201
RPI	S	Opponent	Score	RPI	S	Opponent	Score	RPI	S	Opponent	Score	RPI	S	Opponent	Score	
8	A	UCLA	44 74	49	A	Oregon St.	49 74	69	A	UC Davis	63 69	147	H	Fresno St.	57 64	
								69	H	UC Davis	61 68	159	A	Loyola Marymount	61 67	
								74	N	UAB	54 67	161	H	Cal Poly	73 68	
								79	A	Saint Mary's (CA)	59 89	177	A	UC Irvine	74 77	
												184	A	CSUN	74 73	
												184	H	CSUN	30 48	
												206	H	Seattle U	71 77	
												213	H	San Diego	58 71	
												234	A	New Mexico St.	77 47	
												250	H	San Diego St.	77 64	
												254	H	Hawaii	71 61	
												274	A	Santa Clara	63 68	
												324	A	Northern Ari z.	96 93	
												335	A	Long Beach St.	90 74	
												335	H	Long Beach St.	51 44	

LAST 12 Division I GAMES:																
254	H	Hawaii	71 61	184	A	CSUN	74 73	161	H	Cal Poly	73 68	335	H	Long Beach St.	51 44	
184	H	CSUN	30 48	69	A	UC Davis	63 69	234	A	New Mexico St.	77 47	250	H	San Diego St.	77 64	
69	A	UC Davis	61 68	177	A	UC Irvine	74 77	159	A	Loyola Marymount	61 67					
335	A	Long Beach St.	90 74													
69	H	UC Davis	61 68													
177	A	UC Irvine	74 77													

Non-Div I Games:

UC Santa Barbara

Average RPI Win:	164	WON-LOST	WINNING	LAST 10	STRENGTH OF	OPP. STRENGTH	TEAM	ADJ.	CONF.	ADJ CONF.
Average RPI Loss:	76	RECORD	PCT. RANK	GAMES	SCHEDULE	OF SCHEDULE	RPI	RPI	RPI	RPI
DIV. I ONLY	16- 7	69	8- 2	70	69	47	47	8	8	
DIV. I NON-CONF.	8- 5	111	1- 1	57	130	64	64	7	7	

TOTALS	RPI 1-25	RPI 26-50	W-L RECORDS	RPI 51-100	RPI 101-999	RPI 201+				
16- 7	0- 1	0- 1	OVERALL	4- 3	12- 2	5- 0				
9- 2	0- 0	0- 0	HOME	2- 2	7- 0	2- 0				
7- 5	0- 1	0- 1	AWAY	2- 1	5- 2	3- 0				
0- 0	0- 0	0- 0	NEUTRAL	0- 0	0- 0	0- 0				
8- 5	0- 0	0- 0	NON-CONFERENCE	3- 3	5- 2	3- 0				
4- 2	0- 0	0- 0	HOME	1- 2	3- 0	1- 0				
4- 3	0- 0	0- 0	AWAY	2- 1	2- 2	2- 0				
0- 0	0- 0	0- 0	NEUTRAL	0- 0	0- 0	0- 0				
8- 2	0- 1	0- 1	CONFERENCE	1- 0	7- 0	2- 0				
5- 0	0- 0	0- 0	HOME	1- 0	4- 0	1- 0				
3- 2	0- 1	0- 1	AWAY	0- 0	3- 0	1- 0				
0- 0	0- 0	0- 0	NEUTRAL	0- 0	0- 0	0- 0				

U
C
FU
C
F

RPI	S	Opponent	Score	RPI	S	Opponent	Score	Team's RPI: 47	RPI	S	Opponent	Score	RPI	S	Opponent	Score
1	A	UConn	44 80	27	A	South Fla.	45 62		58	H	Mercer	64 73	142	A	Cincinnati	50 38
									63	A	Virginia Tech	69 86	152	A	Pacific	74 78
									64	H	IUPUI	63 59	153	H	Davison	62 54
									67	H	Elon	57 71	154	H	UNI	53 43
									69	A	UC Davis	62 55	156	H	Wichita St.	59 53
									92	A	Chattanooga	58 57	166	A	Samford	51 58
									98	H	Tulane	59 51	168	A	Tulsa	47 44
													174	H	Temple	76 46
													178	H	Memphis	61 41
													202	A	Boston U.	47 32
													214	A	SMU	60 42
													214	H	SMU	58 43
													219	A	Gardner-Webb	65 30
													320	H	Ga. Southern	62 38
LAST 12 Division I GAMES:																
178	H	Memphis	61 41	1	A	UConn	44 80		156	H	Wichita St.	59 53				
142	A	Cincinnati	50 38						214	A	SMU	60 42				
168	A	Tulsa	47 44						174	H	Temple	76 46				
214	H	SMU	58 43						153	H	Davison	62 54				
98	H	Tulane	59 51						152	A	Pacific	74 78				
27	A	South Fla.	45 62													

Non-Div I Games:

UCF

Average RPI Win: 103		WON-LOST	WINNING	LAST 10	STRENGTH OF	OPP. STRENGTH	TEAM	ADJ.	CONF.	ADJ CONF.
Average RPI Loss: 19		RECORD	PCT. RANK	GAMES	SCHEDULE	OF SCHEDULE	RPI	RPI	RPI	RPI
DIV. I ONLY		19- 4	16	9- 1	13	3	8	8	5	5
DIV. I NON-CONF.		9- 2	34	0- 0	37	13	14	14	3	3

TOTALS		RPI 1-25	RPI 26-50	W-L RECORDS		RPI 51-100	RPI 101-999	RPI 201+		
19- 4	2- 3		4- 0	OVERALL		7- 1	6- 0	3- 0		
9- 2	2- 2		2- 0	HOME		1- 0	4- 0	3- 0		
8- 2	0- 1		1- 0	AWAY		5- 1	2- 0	0- 0		
2- 0	0- 0		1- 0	NEUTRAL		1- 0	0- 0	0- 0		
9- 2	1- 1		1- 0	NON-CONFERENCE		3- 1	4- 0	3- 0		
5- 1	1- 1		0- 0	HOME		0- 0	4- 0	3- 0		
2- 1	0- 0		0- 0	AWAY		2- 1	0- 0	0- 0		
2- 0	0- 0		1- 0	NEUTRAL		1- 0	0- 0	0- 0		
10- 2	1- 2		3- 0	CONFERENCE		4- 0	2- 0	0- 0		
4- 1	1- 1		2- 0	HOME		1- 0	0- 0	0- 0		
6- 1	0- 1		1- 0	AWAY		3- 0	2- 0	0- 0		
0- 0	0- 0		0- 0	NEUTRAL		0- 0	0- 0	0- 0		

RPI	S	Opponent	Score	RPI	S	Opponent	Score	RPI	S	Opponent	Score	RPI	S	Opponent	Score
1	H	UConn	60 78	37	A	Cal i forn i a	82 46	51	A	Southern Cal i forn i a	84 70	132	A	Col orado	93 55
7	H	Oregon	61 70	37	H	Cal i forn i a	60 52	51	H	Southern Cal i forn i a	59 46	170	A	Washi ngton	86 69
9	H	Bayl or	82 68	39	N	Creighton	72 63	55	A	Oklahoma St.	72 87	201	H	UC Santa Barbara	74 44
12	A	Stanford	65 76	49	H	Oregon St.	84 49	73	A	Fordham	67 30	244	H	UC Ri versi de	68 48
12	H	Stanford	64 53					83	A	Washi ngton St.	79 71	249	H	San Jose St.	129 69
								85	A	Utah	81 74	259	H	Presbyter i an	76 40
								89	N	Kansas St.	64 55				
								94	A	Seton Hall	77 68				
LAST 12 Di vi si on I GAMES:															
51	A	Southern Cal i forn i a	84 70	132	A	Col orado	93 55								
51	H	Southern Cal i forn i a	59 46	85	A	Utah	81 74								
83	A	Washi ngton St.	79 71	7	H	Oregon	61 70								
170	A	Washi ngton	86 69	49	H	Oregon St.	84 49								
12	H	Stanford	64 53	37	A	Cal i forn i a	82 46								
37	H	Cal i forn i a	60 52	12	A	Stanford	65 76								

Non-Di v I Games:

UCLA

Average RPI	Win:	79	WON-LOST	WINNING	LAST 10	STRENGTH OF	OPP. STRENGTH	TEAM	ADJ.	CONF.	ADJ CONF.
Average RPI	Loss:	0	RECORD	PCT. RANK	GAMES	SCHEDULE	OF SCHEDULE	RPI	RPI	RPI	RPI
DIV. I ONLY		22- 0		1	10- 0	3	1	1	1	8	8
DIV. I NON-CONF.		12- 0		1	2- 0	1	1	1	1	7	7

TOTALS	RPI 1-25		RPI 26-50		W-L RECORDS	RPI 51-100		RPI 101-999		RPI 201+	
22- 0	7- 0		6- 0		OVERALL	2- 0		7- 0		1- 0	
8- 0	2- 0		2- 0		HOME	1- 0		3- 0		0- 0	
10- 0	4- 0		2- 0		AWAY	0- 0		4- 0		1- 0	
4- 0	1- 0		2- 0		NEUTRAL	1- 0		0- 0		0- 0	
12- 0	7- 0		3- 0		NON-CONFERENCE	1- 0		1- 0		0- 0	
3- 0	2- 0		1- 0		HOME	0- 0		0- 0		0- 0	
5- 0	4- 0		0- 0		AWAY	0- 0		1- 0		0- 0	
4- 0	1- 0		2- 0		NEUTRAL	1- 0		0- 0		0- 0	
10- 0	0- 0		3- 0		CONFERENCE	1- 0		6- 0		1- 0	
5- 0	0- 0		1- 0		HOME	1- 0		3- 0		0- 0	
5- 0	0- 0		2- 0		AWAY	0- 0		3- 0		1- 0	
0- 0	0- 0		0- 0		NEUTRAL	0- 0		0- 0		0- 0	

RPI	S	Opponent	Score	RPI	S	Opponent	Score	RPI	S	Opponent	Score	RPI	S	Opponent	Score
2	H	Notre Dame	80 71	27	A	South Fla.	100 49	60	N	Michigan St.	96 62	142	H	Cincinnati	106 65
8	A	UCLA	78 60	30	N	Oklahoma	88 64	98	H	Tulane	98 45	168	H	Tulsa	78 60
10	A	Texas	75 71	37	H	California	82 47					174	A	Temple	113 57
12	N	Stanford	78 53	44	A	Houston	95 35					178	A	Memphis	93 36
18	H	Maryland	97 72	47	H	UCF	80 44					178	H	Memphis	97 49
21	A	South Carolina	83 58	48	N	Duquesne	104 52					190	A	Nevada	88 57
24	A	DePaul	103 69									218	A	East Carolina	96 35

LAST 12 Division I GAMES:															
142	H	Cincinnati	106 65	10	A	Texas	75 71								
21	A	South Carolina	83 58	44	A	Houston	95 35								
98	H	Tulane	98 45	47	H	UCF	80 44								
178	A	Memphis	93 36	27	A	South Fla.	100 49								
174	A	Temple	113 57	218	A	East Carolina	96 35								
168	H	Tulsa	78 60	178	H	Memphis	97 49								

Non-Div I Games:

UConn

UMBC		Average RPI Win: 317	WON-LOST RECORD	WINNING PCT. RANK	LAST 10 GAMES	STRENGTH OF SCHEDULE	OPP. STRENGTH OF SCHEDULE	TEAM RPI	ADJ. RPI	CONF. RPI	ADJ CONF. RPI
		Average RPI Loss: 173									
DIV. I ONLY		2- 20	338	2- 8	195	248	327	327	20	20	
DIV. I NON-CONF.		0- 12	337	0- 2	230	270	341	341	24	24	

TOTALS		RPI 1-25	RPI 26-50	W-L RECORDS	RPI 51-100	RPI 101-999	RPI 201+				
2- 20		0- 0	0- 1	OVERALL	0- 6	2- 13	2- 8				
1- 8		0- 0	0- 0	HOME	0- 3	1- 5	1- 3				
1- 10		0- 0	0- 1	AWAY	0- 3	1- 6	1- 3				
0- 2		0- 0	0- 0	NEUTRAL	0- 0	0- 2	0- 2				
0- 12		0- 0	0- 1	NON-CONFERENCE	0- 3	0- 8	0- 6				
0- 4		0- 0	0- 0	HOME	0- 1	0- 3	0- 1				
0- 6		0- 0	0- 1	AWAY	0- 2	0- 3	0- 3				
0- 2		0- 0	0- 0	NEUTRAL	0- 0	0- 2	0- 2				
2- 8		0- 0	0- 0	CONFERENCE	0- 3	2- 5	2- 2				
1- 4		0- 0	0- 0	HOME	0- 2	1- 2	1- 2				
1- 4		0- 0	0- 0	AWAY	0- 1	1- 3	1- 0				
0- 0		0- 0	0- 0	NEUTRAL	0- 0	0- 0	0- 0				

RPI 1-25				RPI 26-50				RPI 51-100				RPI 101+ Team's RPI: 327			
RPI	S	Opponent	Score	RPI	S	Opponent	Score	RPI	S	Opponent	Score	RPI	S	Opponent	Score
				45	A	Princeton	40 77	66	H	American	48 61	145	A	Binghamton	51 81
								73	A	Fordham	46 55	160	A	Hartford	54 65
								75	H	Albany (NY)	75 78	185	A	New Hampshire	51 56
								77	A	Maine	36 69	189	H	Columbia	44 60
								77	H	Maine	50 64	197	H	Denver	48 70
								96	A	George Mason	38 58	210	H	Stony Brook	44 69
												230	A	Hofstra	55 71
												237	N	St. Bonaventure	54 63
												263	A	Towson	64 95
												267	N	North Dakota St.	53 67
												277	H	LIU Brooklyn	52 66
												287	A	Vermont	52 51
												287	H	Vermont	58 72
												301	A	UMES	43 66
												346	H	UMass Lowell	66 54
LAST 12 Division I GAMES:															
287	A	Vermont	52 51	346	H	UMass Lowell	66 54								
210	H	Stony Brook	44 69	77	H	Maine	50 64								
77	A	Maine	36 69	287	H	Vermont	58 72								
145	A	Binghamton	51 81	185	A	New Hampshire	51 56								
75	H	Albany (NY)	75 78	45	A	Princeton	40 77								
160	A	Hartford	54 65	301	A	UMES	43 66								

Non-Div I Games: Gettysburg 72 45

UMBC

UMES				Through Games Of Feb. 5, 2018							
Average RPI Win:		317	WON-LOST RECORD	WINNING PCT. RANK	LAST 10 GAMES	STRENGTH OF SCHEDULE	OPP. STRENGTH OF SCHEDULE	TEAM RPI	ADJ. RPI	CONF. RPI	ADJ CONF. RPI
Average RPI Loss:		172									
DIV. I ONLY		5- 14	289	4- 6	257	315	301	301	31	31	
DIV. I NON-CONF.		1- 8	313	1- 1	98	146	280	280	31	31	

TOTALS		RPI 1-25	RPI 26-50		W-L RECORDS		RPI 51-100	RPI 101-999	RPI 201+		
5- 14		0- 1	0- 1		OVERALL		0- 2	5- 10	5- 6		
4- 4		0- 0	0- 0		HOME		0- 0	4- 4	4- 2		
1- 9		0- 1	0- 1		AWAY		0- 2	1- 5	1- 4		
0- 1		0- 0	0- 0		NEUTRAL		0- 0	0- 1	0- 0		
1- 8		0- 1	0- 1		NON-CONFERENCE		0- 2	1- 4	1- 2		
1- 1		0- 0	0- 0		HOME		0- 0	1- 1	1- 1		
0- 6		0- 1	0- 1		AWAY		0- 2	0- 2	0- 1		
0- 1		0- 0	0- 0		NEUTRAL		0- 0	0- 1	0- 0		
4- 6		0- 0	0- 0		CONFERENCE		0- 0	4- 6	4- 4		
3- 3		0- 0	0- 0		HOME		0- 0	3- 3	3- 1		
1- 3		0- 0	0- 0		AWAY		0- 0	1- 3	1- 3		
0- 0		0- 0	0- 0		NEUTRAL		0- 0	0- 0	0- 0		

RPI 1-25				RPI 26-50				RPI 51-100				RPI 101+ Team's RPI: 301			
RPI	S	Opponent	Score	RPI	S	Opponent	Score	RPI	S	Opponent	Score	RPI	S	Opponent	Score
22	A	Buffalo	41 76	38	A	Syracuse	45 68	63	A	Virginia Tech	52 90	102	A	Wake Forest	50 92
								96	A	George Mason	68 82	130	H	Bethune-Cookman	48 55
												145	N	Binghamton	51 68
												179	H	Hampton	65 70
												218	A	East Carolina	54 64
												224	H	N. C. A&T	45 57
												241	H	Howard	58 52
												275	A	Morgan St.	50 63
												283	H	Mt. St. Mary's	63 66
												303	A	Coppin St.	63 69
												323	A	South Carolina St.	51 54
												327	H	UMBC	66 43
												334	H	N. C. Central	84 73
												340	A	Savannah St.	68 56
												343	H	Florida A&M	87 70

LAST 12 Division I GAMES:															
343	H	Florida A&M	87 70	340	A	Savannah St.	68 56								
303	A	Coppin St.	63 69	130	H	Bethune-Cookman	48 55								
241	H	Howard	58 52	179	H	Hampton	65 70								
334	H	N. C. Central	84 73	275	A	Morgan St.	50 63								
224	H	N. C. A&T	45 57	218	A	East Carolina	54 64								
323	A	South Carolina St.	51 54	327	H	UMBC	66 43								

Non-Div I Games: Wesley 97 30 Alas. Anchorage 59 **69** Valley Forge 92 38

UMES

Loss, **Non-Conf**, **S Site**, **H Home** **A Away** **N Neutral**

UMKC		Average RPI Win: 255	WON-LOST RECORD	WINNING PCT. RANK	LAST 10 GAMES	STRENGTH OF SCHEDULE	OPP. STRENGTH OF SCHEDULE	TEAM RPI	ADJ. RPI	CONF. RPI	ADJ CONF. RPI
		Average RPI Loss: 174									
DIV. I ONLY		5- 15	296	4- 5	165	281	258	258	30	30	
DIV. I NON-CONF.		1- 11	331	1- 2	143	113	291	291	30	30	

TOTALS		RPI 1-25	RPI 26-50	W-L RECORDS	RPI 51-100	RPI 101-999	RPI 201+				
5- 15		0- 0	0- 1	OVERALL	0- 1	5- 13	4- 6				
1- 6		0- 0	0- 1	HOME	0- 0	1- 5	1- 4				
3- 9		0- 0	0- 0	AWAY	0- 1	3- 8	3- 2				
1- 0		0- 0	0- 0	NEUTRAL	0- 0	1- 0	0- 0				
1- 11		0- 0	0- 1	NON-CONFERENCE	0- 1	1- 9	0- 2				
0- 3		0- 0	0- 1	HOME	0- 0	0- 2	0- 1				
0- 8		0- 0	0- 0	AWAY	0- 1	0- 7	0- 1				
1- 0		0- 0	0- 0	NEUTRAL	0- 0	1- 0	0- 0				
4- 4		0- 0	0- 0	CONFERENCE	0- 0	4- 4	4- 4				
1- 3		0- 0	0- 0	HOME	0- 0	1- 3	1- 3				
3- 1		0- 0	0- 0	AWAY	0- 0	3- 1	3- 1				
0- 0		0- 0	0- 0	NEUTRAL	0- 0	0- 0	0- 0				

RPI 1-25				RPI 26-50				RPI 51-100				RPI 101+ Team's RPI: 258			
RPI	S	Opponent	Score	RPI	S	Opponent	Score	RPI	S	Opponent	Score	RPI	S	Opponent	Score
				32	H	Northern Colo.	73 88	56	A	Nebraska	60 80	105	A	Western Ill.	71 90
												117	A	Iowa St.	45 61
												138	A	Kansas	48 63
												156	A	Wichita St.	63 72
												157	N	Stetson	67 50
												168	A	Tulsa	52 76
												180	A	Fla. Atlantic	55 65
												197	H	Denver	68 77
												205	H	Oral Roberts	73 76
												206	H	Seattle U	58 62
												234	A	New Mexico St.	62 70
												240	A	CSU Bakersfield	60 58
												240	H	CSU Bakersfield	62 76
												266	A	Illinois St.	53 64
												278	A	Grand Canyon	62 59
												278	H	Grand Canyon	84 82
												307	H	Utah Valley	59 66
												321	A	UTRGV	54 52

LAST 12 Division I GAMES:															
				240	H	CSU Bakersfield	62 76	307	H	Utah Valley	59 66				
				278	H	Grand Canyon	84 82	321	A	UTRGV	54 52				
				234	A	New Mexico St.	62 70	180	A	Fla. Atlantic	55 65				
				278	A	Grand Canyon	62 59	157	N	Stetson	67 50				
				240	A	CSU Bakersfield	60 58	197	H	Denver	68 77				
				206	H	Seattle U	58 62	32	H	Northern Colo.	73 88				

Non-Div I Games: Lincoln (MO) 98 41 Harris-Stowe 114 59 Cent. Christian Bib90 10

UMKC

Loss, Non-Conf, S Site, H Home A Away N Neutral

Average RPI Win:	267	WON-LOST	WINNING	LAST 10	STRENGTH OF	OPP. STRENGTH	TEAM	ADJ.	CONF.	ADJ CONF.
Average RPI Loss:	223	RECORD	PCT. RANK	GAMES	SCHEDULE	OF SCHEDULE	RPI	RPI	RPI	RPI
DIV. I ONLY	2- 20	338	0- 10	319	333	346	346	20	20	
DIV. I NON-CONF.	2- 10	300	0- 2	348	346	348	348	24	24	

TOTALS	RPI 1-25	RPI 26-50	W-L RECORDS	RPI 51-100	RPI 101-999	RPI 201+				
2- 20	0- 0	0- 0	OVERALL	0- 3	2- 17	1- 13				
1- 8	0- 0	0- 0	HOME	0- 2	1- 6	0- 4				
1- 12	0- 0	0- 0	AWAY	0- 1	1- 11	1- 9				
0- 0	0- 0	0- 0	NEUTRAL	0- 0	0- 0	0- 0				
2- 10	0- 0	0- 0	NON-CONFERENCE	0- 0	2- 10	1- 10				
1- 4	0- 0	0- 0	HOME	0- 0	1- 4	0- 4				
1- 6	0- 0	0- 0	AWAY	0- 0	1- 6	1- 6				
0- 0	0- 0	0- 0	NEUTRAL	0- 0	0- 0	0- 0				
0- 10	0- 0	0- 0	CONFERENCE	0- 3	0- 7	0- 3				
0- 4	0- 0	0- 0	HOME	0- 2	0- 2	0- 0				
0- 6	0- 0	0- 0	AWAY	0- 1	0- 5	0- 3				
0- 0	0- 0	0- 0	NEUTRAL	0- 0	0- 0	0- 0				

RPI 1-25				RPI 26-50				RPI 51-100				RPI 101+ Team's RPI : 346					
RPI	S	Opponent	Score	RPI	S	Opponent	Score	RPI	S	Opponent	Score	RPI	S	Opponent	Score		
								75	A	Albany (NY)	60	93	145	H	Binghamton	46	76
								75	H	Albany (NY)	52	61	160	A	Hartford	56	78
								77	H	Maine	51	69	160	H	Hartford	42	81
													185	A	New Hampshire	45	66
													189	H	Columbia	77	70
													210	A	Stony Brook	50	59
													221	A	Texas Tech	65	93
													236	H	Holy Cross	56	84
													253	A	Fairfield	67	78
													265	A	Fairleigh Dickinson	51	60
													270	H	Cornell	53	71
													272	A	Colgate	64	84
													275	H	Morgan St.	59	65
													287	A	Vermont	55	63
													291	H	Massachusetts	63	73
													327	A	UMBC	54	66
													332	A	Rhode Island	64	81
													344	A	Saint Peter's	66	60
													349	A	Longwood	82	84
LAST 12 Division I GAMES:																	
				75	A	Albany (NY)	60	93	185	A	New Hampshire	45	66				
				77	H	Maine	51	69	327	A	UMBC	54	66				
				160	A	Hartford	56	78	160	H	Hartford	42	81				
				210	A	Stony Brook	50	59	287	A	Vermont	55	63				
				145	H	Binghamton	46	76	270	H	Cornell	53	71				
				75	H	Albany (NY)	52	61	275	H	Morgan St.	59	65				

Non-Div I Games: Fisher 102 47

UMass Lowell

Average RPI Win:	265	WON-LOST	WINNING	LAST 10	STRENGTH OF	OPP. STRENGTH	TEAM	ADJ.	CONF.	ADJ CONF.
Average RPI Loss:	173	RECORD	PCT. RANK	GAMES	SCHEDULE	OF SCHEDULE	RPI	RPI	RPI	RPI
DIV. I ONLY	10- 10	171	8- 2	312	264	246	246	28	28	
DIV. I NON-CONF.	2- 8	290	1- 1	283	157	308	308	28	28	

TOTALS	RPI 1-25	RPI 26-50	W-L RECORDS	RPI 51-100	RPI 101-999	RPI 201+				
10- 10	0- 1	0- 0	OVERALL	0- 1	10- 8	8- 3				
4- 6	0- 0	0- 0	HOME	0- 1	4- 5	3- 1				
6- 4	0- 1	0- 0	AWAY	0- 0	6- 3	5- 2				
0- 0	0- 0	0- 0	NEUTRAL	0- 0	0- 0	0- 0				
2- 8	0- 1	0- 0	NON-CONFERENCE	0- 1	2- 6	2- 2				
1- 4	0- 0	0- 0	HOME	0- 1	1- 3	1- 0				
1- 4	0- 1	0- 0	AWAY	0- 0	1- 3	1- 2				
0- 0	0- 0	0- 0	NEUTRAL	0- 0	0- 0	0- 0				
8- 2	0- 0	0- 0	CONFERENCE	0- 0	8- 2	6- 1				
3- 2	0- 0	0- 0	HOME	0- 0	3- 2	2- 1				
5- 0	0- 0	0- 0	AWAY	0- 0	5- 0	4- 0				
0- 0	0- 0	0- 0	NEUTRAL	0- 0	0- 0	0- 0				

RPI 1-25				RPI 26-50				RPI 51-100				RPI 101+ Team's RPI: 246			
RPI	S	Opponent	Score	RPI	S	Opponent	Score	RPI	S	Opponent	Score	RPI	S	Opponent	Score
17	A	NC State	55 87					58	H	Mercer	56 67	108	H	Liberty	48 41
												131	H	Middle Tenn.	57 72
												150	H	High Point	45 58
												153	A	Davidson	50 58
												175	A	Radford	67 56
												176	H	Charlotte	47 51
												188	H	Furman	63 71
												219	A	Gardner-Webb	61 60
												242	A	Campbell	60 52
												259	H	Presbyterian	74 76
												269	H	Appalachian St.	69 60
												271	A	Wofford	68 70
												296	A	USC Upstate	76 70
												315	A	Charleston So.	78 61
												326	A	Western Caro.	52 62
												339	A	Winthrop	70 48
												339	H	Winthrop	63 51
												349	H	Longwood	82 52

LAST 12 Division I GAMES:															
339	H	Winthrop	63 51	349	H	Longwood	82 52								
219	A	Gardner-Webb	61 60	175	A	Radford	67 56								
259	H	Presbyterian	74 76	150	H	High Point	45 58								
315	A	Charleston So.	78 61	242	A	Campbell	60 52								
339	A	Winthrop	70 48	188	H	Furman	63 71								
108	H	Liberty	48 41	269	H	Appalachian St.	69 60								

Non-Div I Games: Warren Wilson 100 53

UNC Asheville

Average RPI Win:	252	WON-LOST	WINNING	LAST 10	STRENGTH OF	OPP. STRENGTH	TEAM	ADJ.	CONF.	ADJ CONF.
Average RPI Loss:	154	RECORD	PCT. RANK	GAMES	SCHEDULE	OF SCHEDULE	RPI	RPI	RPI	RPI
DIV. I ONLY	7- 13	256	4- 5	169	233	231	231	17	17	
DIV. I NON-CONF.	3- 8	268	1- 1	233	309	267	267	16	16	

TOTALS	RPI 1-25	RPI 26-50	W-L RECORDS	RPI 51-100	RPI 101-999	RPI 201+				
7- 13	0- 1	0- 1	OVERALL	0- 3	7- 8	5- 4				
4- 4	0- 0	0- 0	HOME	0- 1	4- 3	2- 2				
3- 9	0- 1	0- 1	AWAY	0- 2	3- 5	3- 2				
0- 0	0- 0	0- 0	NEUTRAL	0- 0	0- 0	0- 0				
3- 8	0- 1	0- 1	NON-CONFERENCE	0- 0	3- 6	3- 4				
1- 3	0- 0	0- 0	HOME	0- 0	1- 3	1- 2				
2- 5	0- 1	0- 1	AWAY	0- 0	2- 3	2- 2				
0- 0	0- 0	0- 0	NEUTRAL	0- 0	0- 0	0- 0				
4- 5	0- 0	0- 0	CONFERENCE	0- 3	4- 2	2- 0				
3- 1	0- 0	0- 0	HOME	0- 1	3- 0	1- 0				
1- 4	0- 0	0- 0	AWAY	0- 2	1- 2	1- 0				
0- 0	0- 0	0- 0	NEUTRAL	0- 0	0- 0	0- 0				

RPI 1-25				RPI 26-50				RPI 51-100				RPI 101+				Team's RPI: 231
RPI	S	Opponent	Score	RPI	S	Opponent	Score	RPI	S	Opponent	Score	RPI	S	Opponent	Score	
19	A	Duke	54 85	28	A	Virginia	50 68	58	A	Mercer	57 80	144	A	ETSU	52 60	
								92	A	Chattanooga	42 49	144	H	ETSU	65 61	
								92	H	Chattanooga	57 73	150	H	High Point	72 81	
												166	A	Samford	48 56	
												175	A	Radford	53 56	
												188	H	Furman	76 74	
												216	A	Norfolk St.	63 64	
												242	H	Campbell	61 72	
												259	A	Presbyterian	64 57	
												271	H	Wofford	66 51	
												280	A	Coastal Caro.	60 54	
												299	H	VCU	74 61	
												306	H	Murray St.	52 63	
												310	A	Eastern Ky.	59 70	
												326	A	Western Caro.	88 67	

LAST 12 Division I GAMES:																
				92	H	Chattanooga	57 73	271	H	Wofford	66 51					
				144	H	ETSU	65 61	144	A	ETSU	52 60					
				326	A	Western Caro.	88 67	92	A	Chattanooga	42 49					
				166	A	Samford	48 56	150	H	High Point	72 81					
				58	A	Mercer	57 80	259	A	Presbyterian	64 57					
				188	H	Furman	76 74	216	A	Norfolk St.	63 64					

Non-Div I Games: Greensboro 82 34 Tusculum 69 71 Lees-McRae 78 62 Southern Wesleyan 96 35
UNCG

Loss, Non-Conf, S Site, H Home A Away N Neutral

UNCW				WON-LOST		WINNING		LAST 10		STRENGTH OF		OPP. STRENGTH		TEAM		ADJ.		CONF.		ADJ CONF.	
Average RPI Win: 278				RECORD		PCT. RANK		GAMES		SCHEDULE		OF SCHEDULE		RPI		RPI		RPI		RPI	
Average RPI Loss: 148																					
DIV. I ONLY				6- 14		279		1- 9		206		207		264		264		10		10	
DIV. I NON-CONF.				5- 4		146		1- 0		331		266		230		230		12		12	
TOTALS				RPI 1-25		RPI 26-50		W-L RECORDS		RPI 51-100		RPI 101-999		RPI 201+							
6- 14				0- 0		0- 0		OVERALL		0- 4		6- 10		6- 3							
4- 5				0- 0		0- 0		HOME		0- 1		4- 4		4- 1							
2- 9				0- 0		0- 0		AWAY		0- 3		2- 6		2- 2							
0- 0				0- 0		0- 0		NEUTRAL		0- 0		0- 0		0- 0							
5- 4				0- 0		0- 0		NON-CONFERENCE		0- 1		5- 3		5- 1							
4- 0				0- 0		0- 0		HOME		0- 0		4- 0		4- 0							
1- 4				0- 0		0- 0		AWAY		0- 1		1- 3		1- 1							
0- 0				0- 0		0- 0		NEUTRAL		0- 0		0- 0		0- 0							
1- 10				0- 0		0- 0		CONFERENCE		0- 3		1- 7		1- 2							
0- 5				0- 0		0- 0		HOME		0- 1		0- 4		0- 1							
1- 5				0- 0		0- 0		AWAY		0- 2		1- 3		1- 1							
0- 0				0- 0		0- 0		NEUTRAL		0- 0		0- 0		0- 0							

RPI 1-25				RPI 26-50				RPI 51-100				RPI 101+				Team's RPI : 264	
RPI	S	Opponent	Score	RPI	S	Opponent	Score	RPI	S	Opponent	Score	RPI	S	Opponent	Score		
								57	A	Drexel	42	68	128	A	Del aware	62	80
								67	A	El on	67	75	128	H	Del aware	49	82
								82	H	James Madi son	48	63	134	A	Northeastern	39	56
								91	A	North Carolina	60	86	134	H	Northeastern	47	54
													137	H	William & Mary	53	66
													146	A	Pittsburgh	55	74
													188	A	Furman	71	76
													218	H	East Carol ina	66	62
													230	A	Hofstra	59	55
													230	H	Hofstra	61	69
													263	A	Towson	71	72
													271	A	Wofford	65	60
													280	A	Coastal Caro.	41	57
													299	H	VCU	83	67
													316	H	Georgi a St.	74	62
													334	H	N. C. Central	89	63
LAST 12 Di vi si on I GAMES:																	
230	A	Hofstra	59	55	263	A	Towson	71	72								
134	A	Northeastern	39	56	230	H	Hofstra	61	69								
128	A	Del aware	62	80	134	H	Northeastern	47	54								
82	H	James Madi son	48	63	137	H	William & Mary	53	66								
128	H	Del aware	49	82	67	A	El on	67	75								
57	A	Drexel	42	68	316	H	Georgi a St.	74	62								

Non-Div I Games: Catawba 74 59 UNC Pembroke 73 64

UNCW

UNI				Through Games Of Feb. 5, 2018							
Average RPI Win:		213	WON-LOST RECORD	WINNING PCT. RANK	LAST 10 GAMES	STRENGTH OF SCHEDULE	OPP. STRENGTH OF SCHEDULE	TEAM RPI	ADJ. RPI	CONF. RPI	ADJ CONF. RPI
Average RPI Loss:		97									
DIV. I ONLY		10- 11	194	6- 4	148	110	154	154	24	24	
DIV. I NON-CONF.		3- 7	254	1- 0	41	5	132	132	22	22	

TOTALS		RPI 1-25	RPI 26-50		W-L RECORDS		RPI 51-100	RPI 101-999	RPI 201+		
10- 11		0- 1	0- 3		OVERALL		2- 2	8- 5	6- 1		
6- 3		0- 1	0- 0		HOME		0- 1	6- 1	4- 0		
3- 8		0- 0	0- 3		AWAY		1- 1	2- 4	2- 1		
1- 0		0- 0	0- 0		NEUTRAL		1- 0	0- 0	0- 0		
3- 7		0- 1	0- 3		NON-CONFERENCE		2- 1	1- 2	0- 1		
1- 2		0- 1	0- 0		HOME		0- 1	1- 0	0- 0		
1- 5		0- 0	0- 3		AWAY		1- 0	0- 2	0- 1		
1- 0		0- 0	0- 0		NEUTRAL		1- 0	0- 0	0- 0		
7- 4		0- 0	0- 0		CONFERENCE		0- 1	7- 3	6- 0		
5- 1		0- 0	0- 0		HOME		0- 0	5- 1	4- 0		
2- 3		0- 0	0- 0		AWAY		0- 1	2- 2	2- 0		
0- 0		0- 0	0- 0		NEUTRAL		0- 0	0- 0	0- 0		

RPI 1-25				RPI 26-50				RPI 51-100				RPI 101+ Team's RPI: 154			
RPI	S	Opponent	Score	RPI	S	Opponent	Score	RPI	S	Opponent	Score	RPI	S	Opponent	Score
23	H	Iowa	47 71	39	A	Creighton	78 89	64	H	IUPUI	48 54	116	A	Missouri St.	52 62
				41	A	South Dakota St.	47 57	78	N	Wyoming	55 40	116	H	Missouri St.	52 57
				47	A	UCF	43 53	86	A	Drake	64 81	117	H	Iowa St.	57 53
								89	A	Kansas St.	72 71	141	A	Southern Ill.	53 60
												141	H	Southern Ill.	71 63
												158	A	North Dakota	72 80
												233	A	Omaha	74 78
												248	A	Bradley	51 40
												255	H	Indiana St.	59 53
												266	A	Illinois St.	58 36
												289	H	Valparaiso	77 56
												295	H	Loyola Chicago	70 41
												348	H	Evansville	65 41

LAST 12 Division I GAMES:															
141	H	Southern Ill.	71 63	348	H	Evansville	65 41	116	A	Missouri St.	52 62	141	A	Southern Ill.	53 60
116	H	Missouri St.	52 57	116	A	Missouri St.	52 62	289	H	Valparaiso	77 56	295	H	Loyola Chicago	70 41
266	A	Illinois St.	58 36	141	A	Southern Ill.	53 60	89	A	Kansas St.	72 71				
248	A	Bradley	51 40												
86	A	Drake	64 81												
255	H	Indiana St.	59 53												

Non-Div I Games: Wis.-Parkside 92 62

UNI

UNLV				Through Games Of Feb. 5, 2018																
Average RPI Win:		201	WON-LOST		WINNING		LAST 10		STRENGTH OF		OPP. STRENGTH		TEAM		ADJ.		CONF.		ADJ CONF.	
Average RPI Loss:		89	RECORD		PCT. RANK		GAMES		SCHEDULE		OF SCHEDULE		RPI		RPI		RPI		RPI	
DIV. I ONLY			13- 8		109		8- 2		77		119		100		100		16		16	
DIV. I NON-CONF.			5- 6		187		0- 2		9		71		101		101		14		14	
TOTALS		RPI 1-25		RPI 26-50		W-L RECORDS		RPI 51-100		RPI 101-999		RPI 201+								
13- 8		0- 3		1- 1		OVERALL		1- 1		11- 3		7- 1								
8- 4		0- 1		0- 1		HOME		0- 1		8- 1		4- 0								
5- 2		0- 1		1- 0		AWAY		1- 0		3- 1		3- 0								
0- 2		0- 1		0- 0		NEUTRAL		0- 0		0- 1		0- 1								
5- 6		0- 3		1- 1		NON-CONFERENCE		0- 1		4- 1		2- 1								
4- 3		0- 1		0- 1		HOME		0- 1		4- 0		2- 0								
1- 1		0- 1		1- 0		AWAY		0- 0		0- 0		0- 0								
0- 2		0- 1		0- 0		NEUTRAL		0- 0		0- 1		0- 1								
8- 2		0- 0		0- 0		CONFERENCE		1- 0		7- 2		5- 0								
4- 1		0- 0		0- 0		HOME		0- 0		4- 1		2- 0								
4- 1		0- 0		0- 0		AWAY		1- 0		3- 1		3- 0								
0- 0		0- 0		0- 0		NEUTRAL		0- 0		0- 0		0- 0								

RPI 1-25				RPI 26-50				RPI 51-100				Team's RPI: 100				RPI 101+			
RPI	S	Opponent	Score	RPI	S	Opponent	Score	RPI	S	Opponent	Score	RPI	S	Opponent	Score	RPI	S	Opponent	Score
3	H	Mississippi St.	63 103	38	H	Syracuse	55 69	52	H	Minnesota	72 79	112	H	Colorado St.	56 52				
12	A	Stanford	33 74	42	A	Gonzaga	52 50	80	A	New Mexico	68 66	147	H	Fresno St.	72 74				
22	N	Buffalo	53 80									155	H	Portland St.	88 80				
												177	H	UC Irvine	73 54				
												193	A	Boise St.	60 69				
												193	H	Boise St.	77 54				
												230	H	Hofstra	68 52				
												244	N	UC Riverside	88 95				
												249	A	San Jose St.	80 53				
												249	H	San Jose St.	79 60				
												250	A	San Diego St.	75 64				
												278	H	Grand Canyon	76 47				
												290	A	Utah St.	63 54				
												312	H	Air Force	69 57				

LAST 12 Division I GAMES:																			
193	H	Boise St.	77 54	312	H	Air Force	69 57	290	A	Utah St.	63 54	249	H	San Jose St.	79 60	193	A	Boise St.	60 69
249	A	San Jose St.	80 53	290	A	Utah St.	63 54	249	H	San Jose St.	79 60	193	A	Boise St.	60 69	112	H	Colorado St.	56 52
250	A	San Diego St.	75 64	249	H	San Jose St.	79 60	193	A	Boise St.	60 69	112	H	Colorado St.	56 52	80	A	New Mexico	68 66
147	H	Fresno St.	72 74	38	H	Syracuse	55 69	3	H	Mississippi St.	63 103								
112	H	Colorado St.	56 52																
80	A	New Mexico	68 66																

Non-Div I Games:

UNLV

Average RPI Win: 317
Average RPI Loss: 178

WON-LOST
RECORD

WINNING
PCT. RANK

LAST 10
GAMES

STRENGTH OF
SCHEDULE

OPP. STRENGTH
OF SCHEDULE

TEAM
RPI

ADJ.
RPI

CONF.
RPI

ADJ CONF.
RPI

DIV. I ONLY	5- 15	296	4- 5	249	319	296	296	22	22
DIV. I NON-CONF.	2- 10	300	1- 2	204	337	329	329	21	21
<hr/>									
TOTALS	RPI 1-25	RPI 26-50	W-L RECORDS	RPI 51-100	RPI 101-999	RPI 201+			
5- 15	0- 0	0- 1	OVERALL	0- 2	5- 12	5- 8			
3- 6	0- 0	0- 0	HOME	0- 0	3- 6	3- 4			
2- 9	0- 0	0- 1	AWAY	0- 2	2- 6	2- 4			
0- 0	0- 0	0- 0	NEUTRAL	0- 0	0- 0	0- 0			
2- 10	0- 0	0- 0	NON-CONFERENCE	0- 2	2- 8	2- 6			
2- 4	0- 0	0- 0	HOME	0- 0	2- 4	2- 3			
0- 6	0- 0	0- 0	AWAY	0- 2	0- 4	0- 3			
0- 0	0- 0	0- 0	NEUTRAL	0- 0	0- 0	0- 0			
3- 5	0- 0	0- 1	CONFERENCE	0- 0	3- 4	3- 2			
1- 2	0- 0	0- 0	HOME	0- 0	1- 2	1- 1			
2- 3	0- 0	0- 1	AWAY	0- 0	2- 2	2- 1			
0- 0	0- 0	0- 0	NEUTRAL	0- 0	0- 0	0- 0			

RPI 1-25	RPI 26-50	RPI 51-100	RPI 101+	Team's RPI: 296
RPI S Opponent Score	RPI S Opponent Score	RPI S Opponent Score	RPI S Opponent Score	
	36 A FGCU 60 93	55 A Oklahoma St. 71 108 63 A Virginia Tech 56 87	110 H Jacksonville 45 71 137 A William & Mary 63 83 157 A Stetson 61 62 188 H Furman 59 80 218 A East Carolina 53 66 219 A Gardner-Webb 39 60 233 H Omaha 66 69 239 H North Florida 61 65 242 A Campbell I 49 69 246 H UNC Asheville 70 76 259 H Presbyterian 69 83 261 A Lipscomb 78 97 294 A Kennesaw St. 70 64 294 H Kennesaw St. 65 61 323 H South Carolina St. 63 44 334 H N. C. Central 66 61 342 A NJIT 95 57	
LAST 12 Division I GAMES:				
294 A Kennesaw St. 70 64 261 A Lipscomb 78 97 294 H Kennesaw St. 65 61 110 H Jacksonville 45 71 239 H North Florida 61 65 36 A FGCU 60 93	157 A Stetson 61 62 342 A NJIT 95 57 334 H N. C. Central 66 61 55 A Oklahoma St. 71 108 246 H UNC Asheville 70 76 323 H South Carolina St. 63 44			

Non-Div I Games:

Brevard

109 39

Converse

71 51

Bob Jones

79 45

USC Upstate

Loss, Non-Conf, S Site, H Home A Away N Neutral

Average RPI Win:	242	WON-LOST	WINNING	LAST 10	STRENGTH OF	OPP. STRENGTH	TEAM	ADJ.	CONF.	ADJ CONF.
Average RPI Loss:	141	RECORD	PCT. RANK	GAMES	SCHEDULE	OF SCHEDULE	RPI	RPI	RPI	RPI
DIV. I ONLY	13- 10	136	6- 4	292	151	199	199	23	23	
DIV. I NON-CONF.	6- 5	153	0- 0	214	42	153	153	23	23	

TOTALS	RPI 1-25	RPI 26-50	W-L RECORDS	RPI 51-100	RPI 101-999	RPI 201+				
13- 10	0- 0	0- 1	OVERALL	0- 4	13- 5	9- 3				
10- 2	0- 0	0- 1	HOME	0- 0	10- 1	6- 0				
3- 8	0- 0	0- 0	AWAY	0- 4	3- 4	3- 3				
0- 0	0- 0	0- 0	NEUTRAL	0- 0	0- 0	0- 0				
6- 5	0- 0	0- 1	NON-CONFERENCE	0- 4	6- 0	4- 0				
5- 1	0- 0	0- 1	HOME	0- 0	5- 0	3- 0				
1- 4	0- 0	0- 0	AWAY	0- 4	1- 0	1- 0				
0- 0	0- 0	0- 0	NEUTRAL	0- 0	0- 0	0- 0				
7- 5	0- 0	0- 0	CONFERENCE	0- 0	7- 5	5- 3				
5- 1	0- 0	0- 0	HOME	0- 0	5- 1	3- 0				
2- 4	0- 0	0- 0	AWAY	0- 0	2- 4	2- 3				
0- 0	0- 0	0- 0	NEUTRAL	0- 0	0- 0	0- 0				

RPI 1-25				RPI 26-50				RPI 51-100				RPI 101+				Team's RPI: 199
RPI	S	Opponent	Score	RPI	S	Opponent	Score	RPI	S	Opponent	Score	RPI	S	Opponent	Score	
				44	H	Houston	58 62	65	A	Georgia Tech	52 80	101	H	South Ala.	63 76	
								85	A	Utah	41 71	126	A	Little Rock	57 59	
								87	A	Arkansas	57 91	147	H	Fresno St.	67 54	
								89	A	Kansas St.	56 70	151	H	Louisiana	63 61	
												165	H	San Francisco	56 54	
												194	H	Troy	76 57	
												205	H	Oral Roberts	70 46	
												212	A	Arkansas St.	80 85	
												214	H	SMU	58 55	
												269	A	Appalachian St.	64 60	
												269	H	Appalachian St.	49 48	
												280	A	Coastal Caro.	76 89	
												280	H	Coastal Caro.	65 63	
												300	H	Incarnate Word	61 48	
												304	A	UTSA	69 68	
												316	A	Georgia St.	81 76	
												320	A	Ga. Southern	68 73	
												333	H	La. -Monroe	70 61	
LAST 12 Division I GAMES:																
280	H	Coastal Caro.	65 63	212	A	Arkansas St.	80 85									
269	H	Appalachian St.	49 48	126	A	Little Rock	57 59									
320	A	Ga. Southern	68 73	101	H	South Ala.	63 76									
316	A	Georgia St.	81 76	194	H	Troy	76 57									
333	H	La. -Monroe	70 61	269	A	Appalachian St.	64 60									
151	H	Louisiana	63 61	280	A	Coastal Caro.	76 89									

Non-Div I Games:

UT Arlington

Average RPI Win:	288	WON-LOST	WINNING	LAST 10	STRENGTH OF	OPP. STRENGTH	TEAM	ADJ.	CONF.	ADJ CONF.
Average RPI Loss:	133	RECORD	PCT. RANK	GAMES	SCHEDULE	OF SCHEDULE	RPI	RPI	RPI	RPI
DIV. I ONLY	10- 12	205	7- 3	194	275	211	211	26	26	
DIV. I NON-CONF.	2- 8	290	0- 0	97	112	262	262	27	27	

TOTALS	RPI 1-25	RPI 26-50	W-L RECORDS	RPI 51-100	RPI 101-999	RPI 201+				
10- 12	0- 1	0- 1	OVERALL	0- 3	10- 7	9- 3				
6- 3	0- 0	0- 0	HOME	0- 1	6- 2	6- 1				
4- 7	0- 1	0- 1	AWAY	0- 1	4- 4	3- 2				
0- 2	0- 0	0- 0	NEUTRAL	0- 1	0- 1	0- 0				
2- 8	0- 1	0- 1	NON-CONFERENCE	0- 2	2- 4	2- 1				
2- 1	0- 0	0- 0	HOME	0- 0	2- 1	2- 0				
0- 5	0- 1	0- 1	AWAY	0- 1	0- 2	0- 1				
0- 2	0- 0	0- 0	NEUTRAL	0- 1	0- 1	0- 0				
8- 4	0- 0	0- 0	CONFERENCE	0- 1	8- 3	7- 2				
4- 2	0- 0	0- 0	HOME	0- 1	4- 1	4- 1				
4- 2	0- 0	0- 0	AWAY	0- 0	4- 2	3- 1				
0- 0	0- 0	0- 0	NEUTRAL	0- 0	0- 0	0- 0				

RPI 1-25				RPI 26-50				RPI 51-100				RPI 101+ Team's RPI: 211			
RPI	S	Opponent	Score	RPI	S	Opponent	Score	RPI	S	Opponent	Score	RPI	S	Opponent	Score
4	A	Louisville	56 91	35	A	Purdue	58 60	68	H	Belmont	63 65	133	A	SIUE	70 73
								79	N	Saint Mary's (CA)	58 69	141	A	Southern Ill.	72 84
								92	A	Chattanooga	82 87	173	A	Jacksonville St.	61 57
												191	H	Northwestern	63 71
												195	N	Eastern Wash.	58 61
												212	A	Arkansas St.	73 84
												215	H	Morehead St.	76 81
												224	H	N.C. A&T	76 63
												227	A	Austin Peay	62 69
												227	H	Austin Peay	100 66
												306	A	Murray St.	97 80
												306	H	Murray St.	85 67
												310	H	Eastern Ky.	77 49
												326	H	Western Caro.	62 54
												329	A	Tennessee Tech	67 51
												336	H	Tennessee St.	80 68
												347	A	Eastern Ill.	72 44

LAST 12 Division I GAMES:															
306	H	Murray St.	85 67	215	H	Morehead St.	76 81								
227	H	Austin Peay	100 66	310	H	Eastern Ky.	77 49								
329	A	Tennessee Tech	67 51	306	A	Murray St.	97 80								
173	A	Jacksonville St.	61 57	227	A	Austin Peay	62 69								
133	A	SIUE	70 73	68	H	Belmont	63 65								
347	A	Eastern Ill.	72 44	336	H	Tennessee St.	80 68								

Non-Div I Games: Rhodes 90 49 Ala.-Huntsville 104 73

UT Martin

UTEP				Through Games Of Feb. 5, 2018																
Average RPI Win:		234	WON-LOST		WINNING		LAST 10		STRENGTH OF		OPP. STRENGTH		TEAM		ADJ.		CONF.		ADJ CONF.	
Average RPI Loss:		140	RECORD		PCT. RANK		GAMES		SCHEDULE		OF SCHEDULE		RPI		RPI		RPI		RPI	
DIV. I ONLY			14- 8		96		6- 4		170		259		122		122		18		18	
DIV. I NON-CONF.			9- 4		82		2- 1		218		307		115		115		19		19	

TOTALS		RPI 1-25		RPI 26-50		W-L RECORDS		RPI 51-100		RPI 101-999		RPI 201+								
14- 8		0- 0		0- 0		OVERALL		1- 3		13- 5		10- 2								
7- 3		0- 0		0- 0		HOME		1- 2		6- 1		4- 0								
5- 5		0- 0		0- 0		AWAY		0- 1		5- 4		5- 2								
2- 0		0- 0		0- 0		NEUTRAL		0- 0		2- 0		1- 0								
9- 4		0- 0		0- 0		NON-CONFERENCE		1- 2		8- 2		7- 2								
5- 1		0- 0		0- 0		HOME		1- 1		4- 0		4- 0								
2- 3		0- 0		0- 0		AWAY		0- 1		2- 2		2- 2								
2- 0		0- 0		0- 0		NEUTRAL		0- 0		2- 0		1- 0								
5- 4		0- 0		0- 0		CONFERENCE		0- 1		5- 3		3- 0								
2- 2		0- 0		0- 0		HOME		0- 1		2- 1		0- 0								
3- 2		0- 0		0- 0		AWAY		0- 0		3- 2		3- 0								
0- 0		0- 0		0- 0		NEUTRAL		0- 0		0- 0		0- 0								

RPI 1-25				RPI 26-50				RPI 51-100				RPI 101+				Team's RPI: 122	
RPI	S	Opponent	Score	RPI	S	Opponent	Score	RPI	S	Opponent	Score	RPI	S	Opponent	Score		
								74	H	UAB	64 84	107	A	Rice	42 56		
								80	H	New Mexico	35 59	131	H	Middle Tenn.	45 54		
								87	H	Arkansas	64 61	166	N	Samford	46 33		
								98	A	Tulane	56 67	176	H	Charlotte	67 58		
												180	A	Fla. Atlantic	66 72		
												180	H	Fla. Atlantic	75 70		
												212	A	Arkansas St.	73 76		
												218	N	East Carolina	93 79		
												234	A	New Mexico St.	68 76		
												240	H	CSU Bakersfield	67 56		
												244	A	UC Riverside	73 62		
												247	H	Texas Southern	65 55		
												251	A	North Texas	50 48		
												256	H	A&M-Corpus Christi	69 49		
												292	A	FIU	77 76		
												298	A	Cal St. Fullerton	92 91		
												304	A	UTSA	66 53		
												322	H	Houston Baptist	69 62		
LAST 12 Division I GAMES:																	
304	A	UTSA	66 53	176	H	Charlotte	67 58										
74	H	UAB	64 84	180	A	Fla. Atlantic	66 72										
251	A	North Texas	50 48	292	A	FIU	77 76										
107	A	Rice	42 56	244	A	UC Riverside	73 62										
180	H	Fla. Atlantic	75 70	298	A	Cal St. Fullerton	92 91										
131	H	Middle Tenn.	45 54	98	A	Tulane	56 67										

Non-Div I Games:

UTEP

U
T
R
G
V

U
T
R
G
V

UTRGV

Page 318

Average RPI Win:	301	WON-LOST	WINNING	LAST 10	STRENGTH OF	OPP. STRENGTH	TEAM	ADJ.	CONF.	ADJ CONF.
Average RPI Loss:	163	RECORD	PCT. RANK	GAMES	SCHEDULE	OF SCHEDULE	RPI	RPI	RPI	RPI
DIV. I ONLY	3- 17	320	2- 8	160	237	304	304	18	18	
DIV. I NON-CONF.	1- 9	318	0- 1	222	254	326	326	19	19	

TOTALS	RPI 1-25	RPI 26-50	W-L RECORDS	RPI 51-100	RPI 101-999	RPI 201+				
3- 17	0- 1	0- 2	OVERALL	0- 0	3- 14	3- 4				
2- 6	0- 0	0- 0	HOME	0- 0	2- 6	2- 0				
0- 11	0- 1	0- 2	AWAY	0- 0	0- 8	0- 4				
1- 0	0- 0	0- 0	NEUTRAL	0- 0	1- 0	1- 0				
1- 9	0- 1	0- 1	NON-CONFERENCE	0- 0	1- 7	1- 3				
0- 3	0- 0	0- 0	HOME	0- 0	0- 3	0- 0				
0- 6	0- 1	0- 1	AWAY	0- 0	0- 4	0- 3				
1- 0	0- 0	0- 0	NEUTRAL	0- 0	1- 0	1- 0				
2- 8	0- 0	0- 1	CONFERENCE	0- 0	2- 7	2- 1				
2- 3	0- 0	0- 0	HOME	0- 0	2- 3	2- 0				
0- 5	0- 0	0- 1	AWAY	0- 0	0- 4	0- 1				
0- 0	0- 0	0- 0	NEUTRAL	0- 0	0- 0	0- 0				

RPI 1-25				RPI 26-50				RPI 51-100				RPI 101+ Team's RPI: 304			
RPI	S	Opponent	Score	RPI	S	Opponent	Score	RPI	S	Opponent	Score	RPI	S	Opponent	Score
10	A	Texas	70 120	33	A	Arizona St.	42 74					107	A	Ri ce	52 83
				46	A	Western Ky.	38 73					122	H	UTEP	53 66
												131	H	Mi ddl e Tenn.	47 62
												135	H	Northern Ill.	55 69
												143	A	Texas St.	38 91
												158	H	North Dakota	47 60
												164	A	Southern Mi ss.	60 83
												180	H	Fla. Atlantic	65 99
												192	A	Loui si ana Tech	55 63
												199	H	UT Arlington	68 69
												213	A	San Diego	69 78
												251	H	North Texas	70 58
												298	A	Cal St. Fullerton	46 55
												311	A	Ol d Domi ni on	63 69
												311	H	Ol d Domi ni on	64 56
												321	A	UTRGV	58 70
												341	N	Mi ssi ssi ppi Val .	68 55
LAST 12 Division I GAMES:															
122	H	UTEP	53 66	311	H	Ol d Domi ni on	64 56								
251	H	North Texas	70 58	131	H	Mi ddl e Tenn.	47 62								
164	A	Southern Mi ss.	60 83	107	A	Ri ce	52 83								
180	H	Fla. Atlantic	65 99	192	A	Loui si ana Tech	55 63								
311	A	Ol d Domi ni on	63 69	298	A	Cal St. Fullerton	46 55								
46	A	Western Ky.	38 73	213	A	San Diego	69 78								

Non-Div I Games: Sul Ross St. 97 47 Tex. A&M-Commerce 60 69

UTSA

Average RPI Win: 177		WON-LOST	WINNING	LAST 10	STRENGTH OF	OPP. STRENGTH	TEAM	ADJ.	CONF.	ADJ CONF.
Average RPI Loss: 62		RECORD	PCT. RANK	GAMES	SCHEDULE	OF SCHEDULE	RPI	RPI	RPI	RPI
DIV. I ONLY		15- 8	82	5- 5	83	81	85	85	5	5
DIV. I NON-CONF.		9- 2	34	0- 0	144	200	44	44	3	3

TOTALS		RPI 1-25		RPI 26-50	W-L RECORDS		RPI 51-100	RPI 101-999	RPI 201+	
15- 8		0- 2		2- 2	OVERALL		2- 2	11- 2	6- 0	
8- 6		0- 2		1- 2	HOME		1- 1	6- 1	4- 0	
7- 2		0- 0		1- 0	AWAY		1- 1	5- 1	2- 0	
0- 0		0- 0		0- 0	NEUTRAL		0- 0	0- 0	0- 0	
9- 2		0- 0		1- 0	NON-CONFERENCE		1- 1	7- 1	4- 0	
7- 0		0- 0		1- 0	HOME		1- 0	5- 0	3- 0	
2- 2		0- 0		0- 0	AWAY		0- 1	2- 1	1- 0	
0- 0		0- 0		0- 0	NEUTRAL		0- 0	0- 0	0- 0	
6- 6		0- 2		1- 2	CONFERENCE		1- 1	4- 1	2- 0	
1- 6		0- 2		0- 2	HOME		0- 1	1- 1	1- 0	
5- 0		0- 0		1- 0	AWAY		1- 0	3- 0	1- 0	
0- 0		0- 0		0- 0	NEUTRAL		0- 0	0- 0	0- 0	

RPI	S	Opponent	Score	RPI	S	Opponent	Score	RPI	S	Opponent	Score	RPI	S	Opponent	Score
7	H	Oregon	68 84	33	A	Arizona St.	58 56	51	H	Southern California	47 58	119	A	BYU	68 77
8	H	UCLA	74 81	33	H	Arizona St.	81 83	79	H	Saint Mary's (CA)	74 63	132	A	Colorado	78 74
				35	H	Purdue	81 68	83	A	Washington St.	81 79	132	H	Colorado	65 69
				49	H	Oregon St.	58 69	99	A	Alabama	60 65	140	A	Weber St.	85 58
												170	A	Washington	74 65
												190	H	Nevada	87 61
												199	H	UT Arlington	71 41
												205	H	Oral Roberts	71 50
												235	H	Pepperdine	89 65
												281	A	Arizona	80 56
												281	H	Arizona	89 55
												290	A	Utah St.	79 44
												300	H	Incarnate Word	90 31

Team's RPI: 85															
LAST 12 Division I GAMES:															
132	A	Colorado	78 74	51	H	Southern California	47 58								
132	H	Colorado	65 69	8	H	UCLA	74 81								
7	H	Oregon	68 84	83	A	Washington St.	81 79								
49	H	Oregon St.	58 69	170	A	Washington	74 65								
281	A	Arizona	80 56	33	H	Arizona St.	81 83								
33	A	Arizona St.	58 56	281	H	Arizona	89 55								

Non-Div I Games:

Utah

Average RPI Win:	177	WON-LOST	WINNING	LAST 10	STRENGTH OF	OPP. STRENGTH	TEAM	ADJ.	CONF.	ADJ CONF.
Average RPI Loss:	180	RECORD	PCT. RANK	GAMES	SCHEDULE	OF SCHEDULE	RPI	RPI	RPI	RPI
DIV. I ONLY	4- 17	312	3- 7	176	204	290	290	16	16	
DIV. I NON-CONF.	1- 9	318	0- 1	203	318	310	310	14	14	

TOTALS	RPI 1-25	RPI 26-50	W-L RECORDS	RPI 51-100	RPI 101-999	RPI 201+				
4- 17	0- 0	0- 1	OVERALL	0- 4	4- 12	1- 6				
3- 5	0- 0	0- 0	HOME	0- 2	3- 3	1- 1				
1- 10	0- 0	0- 0	AWAY	0- 2	1- 8	0- 4				
0- 2	0- 0	0- 1	NEUTRAL	0- 0	0- 1	0- 1				
1- 9	0- 0	0- 1	NON-CONFERENCE	0- 1	1- 7	0- 4				
0- 3	0- 0	0- 0	HOME	0- 1	0- 2	0- 1				
1- 4	0- 0	0- 0	AWAY	0- 0	1- 4	0- 2				
0- 2	0- 0	0- 1	NEUTRAL	0- 0	0- 1	0- 1				
3- 8	0- 0	0- 0	CONFERENCE	0- 3	3- 5	1- 2				
3- 2	0- 0	0- 0	HOME	0- 1	3- 1	1- 0				
0- 6	0- 0	0- 0	AWAY	0- 2	0- 4	0- 2				
0- 0	0- 0	0- 0	NEUTRAL	0- 0	0- 0	0- 0				

RPI 1-25				RPI 26-50				RPI 51-100				RPI 101+ Team's RPI: 290			
RPI	S	Opponent	Score	RPI	S	Opponent	Score	RPI	S	Opponent	Score	RPI	S	Opponent	Score
				49	N	Oregon St.	55 94	78	A	Wyoming	44 61	112	A	Colorado St.	45 56
								80	A	New Mexico	47 80	119	A	BYU	76 69
								85	H	Utah	44 79	147	A	Fresno St.	56 57
								100	H	UNLV	54 63	147	H	Fresno St.	60 52
												171	A	Idaho St.	44 64
												177	A	UC Irvine	84 87
												190	H	Nevada	79 57
												193	H	Boise St.	42 64
												197	H	Denver	72 74
												222	N	Montana St.	52 64
												249	A	San Jose St.	66 79
												250	H	San Diego St.	62 58
												281	H	Arizona	49 65
												302	A	Southern Utah	67 70
												307	A	Utah Valley	43 61
												312	A	Air Force	50 57

LAST 12 Division I GAMES:															
				80	A	New Mexico	47 80	112	A	Colorado St.	45 56				
				147	H	Fresno St.	60 52	100	H	UNLV	54 63				
				312	A	Air Force	50 57	147	A	Fresno St.	56 57				
				78	A	Wyoming	44 61	250	H	San Diego St.	62 58				
				193	H	Boise St.	42 64	249	A	San Jose St.	66 79				
				190	H	Nevada	79 57	85	H	Utah	44 79				

Non-Div I Games: Dixie St. 92 72

Utah St.

Average RPI Win:	284	WON-LOST	WINNING	LAST 10	STRENGTH OF	OPP. STRENGTH	TEAM	ADJ.	CONF.	ADJ CONF.
Average RPI Loss:	206	RECORD	PCT. RANK	GAMES	SCHEDULE	OF SCHEDULE	RPI	RPI	RPI	RPI
DIV. I ONLY	7- 13	256	3- 6	326	305	307	307	30	30	
DIV. I NON-CONF.	4- 9	249	1- 3	310	287	322	322	30	30	

TOTALS	RPI 1-25	RPI 26-50	W-L RECORDS	RPI 51-100	RPI 101-999	RPI 201+				
7- 13	0- 0	0- 1	OVERALL	0- 0	7- 12	6- 7				
5- 4	0- 0	0- 0	HOME	0- 0	5- 4	4- 3				
2- 9	0- 0	0- 0	AWAY	0- 0	2- 1	2- 1				
0- 0	0- 0	0- 0	NEUTRAL	0- 0	0- 0	0- 0				
4- 9	0- 0	0- 1	NON-CONFERENCE	0- 0	4- 8	3- 3				
4- 2	0- 0	0- 0	HOME	0- 0	4- 2	3- 1				
0- 7	0- 0	0- 1	AWAY	0- 0	0- 6	0- 2				
0- 0	0- 0	0- 0	NEUTRAL	0- 0	0- 0	0- 0				
3- 4	0- 0	0- 0	CONFERENCE	0- 0	3- 4	3- 4				
1- 2	0- 0	0- 0	HOME	0- 0	1- 2	1- 2				
2- 2	0- 0	0- 0	AWAY	0- 0	2- 2	2- 2				
0- 0	0- 0	0- 0	NEUTRAL	0- 0	0- 0	0- 0				

RPI 1-25				RPI 26-50				RPI 51-100				RPI 101+ Team's RPI: 307			
RPI	S	Opponent	Score	RPI	S	Opponent	Score	RPI	S	Opponent	Score	RPI	S	Opponent	Score
				49	A	Oregon St.	41 98					119	A	BYU	54 75
												140	A	Weber St.	57 75
												161	H	Cal Poly	89 70
												171	H	Idaho St.	58 70
												195	A	Eastern Wash.	41 61
												197	A	Denver	53 72
												206	H	Seattle U	75 77
												234	H	New Mexico St.	72 82
												235	A	Pepperdine	44 71
												240	A	CSU Bakersfield	58 63
												258	A	UMKC	66 59
												278	A	Grand Canyon	61 81
												290	H	Utah St.	61 43
												298	H	Cal St. Fullerton	36 73
												302	H	Southern Utah	69 61
												312	H	Air Force	59 56
												313	A	Portland	64 71
												321	H	UTRGV	69 60
												345	A	Chicago St.	68 30
LAST 12 Division I GAMES:															
206	H	Seattle U	75 77	240	A	CSU Bakersfield	58 63								
278	A	Grand Canyon	61 81	197	A	Denver	53 72								
234	H	New Mexico St.	72 82	298	H	Cal St. Fullerton	36 73								
321	H	UTRGV	69 60	161	H	Cal Poly	89 70								
345	A	Chicago St.	68 30	171	H	Idaho St.	58 70								
258	A	UMKC	66 59	290	H	Utah St.	61 43								

Non-Div I Games: Dixie St. 72 63 Antelope Valley 78 54

Utah Valley

Average RPI Win:	293	WON-LOST	WINNING	LAST 10	STRENGTH OF	OPP. STRENGTH	TEAM	ADJ.	CONF.	ADJ CONF.
Average RPI Loss:	160	RECORD	PCT. RANK	GAMES	SCHEDULE	OF SCHEDULE	RPI	RPI	RPI	RPI
DIV. I ONLY	5- 17	305	2- 8	247	212	299	299	12	12	
DIV. I NON-CONF.	3- 9	280	1- 1	287	291	316	316	10	10	

TOTALS	RPI 1-25	RPI 26-50	W-L RECORDS	RPI 51-100	RPI 101-999	RPI 201+				
5- 17	0- 0	0- 2	OVERALL	0- 4	5- 11	4- 7				
3- 6	0- 0	0- 1	HOME	0- 1	3- 4	2- 2				
1- 9	0- 0	0- 0	AWAY	0- 0	1- 0	1- 0				
1- 2	0- 0	0- 0	NEUTRAL	0- 2	1- 0	1- 0				
3- 9	0- 0	0- 0	NON-CONFERENCE	0- 3	3- 6	3- 4				
2- 2	0- 0	0- 0	HOME	0- 0	2- 2	2- 1				
0- 5	0- 0	0- 0	AWAY	0- 1	0- 4	0- 3				
1- 2	0- 0	0- 0	NEUTRAL	0- 2	1- 0	1- 0				
2- 8	0- 0	0- 2	CONFERENCE	0- 1	2- 5	1- 3				
1- 4	0- 0	0- 1	HOME	0- 1	1- 2	0- 1				
1- 4	0- 0	0- 1	AWAY	0- 0	1- 3	1- 2				
0- 0	0- 0	0- 0	NEUTRAL	0- 0	0- 0	0- 0				

RPI 1-25				RPI 26-50				RPI 51-100				RPI 101+				Team's RPI: 299			
RPI	S	Opponent	Score	RPI	S	Opponent	Score	RPI	S	Opponent	Score	RPI	S	Opponent	Score				
43	A	Dayton	64 74	48	H	Duquesne	51 70	52	A	Minnesota	63 108	58	N	Mercer	54 70	111	H	George Washington	39 61
								73	H	Fordham	54 64					125	H	Georgetown	59 71
								90	N	Penn	52 82					175	A	Radford	62 79
																183	A	Saint Joseph's	41 79
																183	H	Saint Joseph's	56 54
																207	H	Richmond	68 77
																216	H	Norfolk St.	52 66
																231	A	UNCG	61 74
																232	A	La Salle	57 62
																264	A	UNCW	67 83
																291	A	Massachusetts	75 79
																303	H	Coppin St.	62 47
																311	H	Old Dominion	68 39
																316	A	Georgia St.	56 61
																332	A	Rhode Island	61 49
																335	N	Long Beach St.	69 59
LAST 12 Division I GAMES:																			
43	A	Dayton	64 74	183	H	Saint Joseph's	56 54	207	H	Richmond	68 77	232	A	La Salle	57 62	291	A	Massachusetts	75 79
73	H	Fordham	54 64	332	A	Rhode Island	61 49	48	H	Duquesne	51 70	111	H	George Washington	39 61	183	A	Saint Joseph's	41 79
				335	N	Long Beach St.	69 59	90	N	Penn	52 82								

Non-Div I Games:

VCU

Average RPI Win: 318	WON-LOST RECORD	WINNING PCT. RANK	LAST 10 GAMES	STRENGTH OF SCHEDULE	OPP. STRENGTH OF SCHEDULE	TEAM RPI	ADJ. RPI	CONF. RPI	ADJ CONF. RPI
Average RPI Loss: 161									
DIV. I ONLY	8- 12	232	3- 7	340	271	289	289	24	24
DIV. I NON-CONF.	5- 4	146	1- 0	340	292	241	241	22	22

TOTALS	RPI 1-25	RPI 26-50	W-L RECORDS	RPI 51-100	RPI 101-999	RPI 201+			
8- 12	0- 0	0- 1	OVERALL	0- 2	8- 9	8- 4			
6- 2	0- 0	0- 0	HOME	0- 0	6- 2	6- 2			
2- 10	0- 0	0- 0	AWAY	0- 0	2- 0	2- 0			
0- 0	0- 0	0- 0	NEUTRAL	0- 0	0- 0	0- 0			
5- 4	0- 0	0- 1	NON-CONFERENCE	0- 1	5- 2	5- 0			
3- 0	0- 0	0- 0	HOME	0- 0	3- 0	3- 0			
2- 4	0- 0	0- 1	AWAY	0- 1	2- 2	2- 0			
0- 0	0- 0	0- 0	NEUTRAL	0- 0	0- 0	0- 0			
3- 8	0- 0	0- 0	CONFERENCE	0- 1	3- 7	3- 4			
3- 2	0- 0	0- 0	HOME	0- 0	3- 2	3- 2			
0- 6	0- 0	0- 0	AWAY	0- 1	0- 5	0- 2			
0- 0	0- 0	0- 0	NEUTRAL	0- 0	0- 0	0- 0			

RPI S Opponent	Score	RPI S Opponent	Score	RPI S Opponent	Score	RPI S Opponent	Score	Team's RPI: 289
		35 A Purdue	49 95	86 A Drake	50 86	108 A Liberty	40 61	
				95 A Mi ami (OH)	68 77	116 A Missouri St.	60 83	
						141 A Southern Ill.	63 74	
						154 A UNI	56 77	
						181 A Bowling Green	77 90	
						248 A Bradley	58 69	
						248 H Bradley	69 88	
						255 H Indiana St.	54 67	
						266 A Illinois St.	55 63	
						266 H Illinois St.	56 50	
						278 H Grand Canyon	80 75	
						295 H Loyol a Chi cago	76 60	
						318 H Fort Wayne	68 50	
						345 H Chi cago St.	71 60	
						347 A Eastern Ill.	76 67	
						348 H Evansville	101 59	
						349 A Longwood	81 68	
LAST 12 Division I GAMES:								
266 A Illinois St.	55 63	295 H Loyol a Chi cago	76 60					
248 A Bradley	58 69	248 H Bradley	69 88					
255 H Indiana St.	54 67	266 H Illinois St.	56 50					
348 H Evansville	101 59	154 A UNI	56 77					
141 A Southern Ill.	63 74	86 A Drake	50 86					
116 A Missouri St.	60 83	318 H Fort Wayne	68 50					

Non-Div I Games: Ind.-Northwest 99 59 Ind.-Kokomo 81 47

Val parai so

Loss, Non-Conf, S Site, H Home A Away N Neutral

Average RPI Win: 134	WON-LOST RECORD	WINNING PCT. RANK	LAST 10 GAMES	STRENGTH OF SCHEDULE	OPP. STRENGTH OF SCHEDULE	TEAM RPI	ADJ. RPI	CONF. RPI	ADJ CONF. RPI
Average RPI Loss: 56									
DIV. I ONLY	6- 18	296	2- 8	6	11	123	123	2	2
DIV. I NON-CONF.	4- 10	267	1- 1	26	14	147	147	2	2

TOTALS	RPI 1-25	RPI 26-50	W-L RECORDS	RPI 51-100	RPI 101-999	RPI 201+			
6- 18	0- 9	0- 3	OVERALL	1- 3	5- 3	1- 0			
3- 10	0- 6	0- 1	HOME	0- 1	3- 2	1- 0			
3- 6	0- 3	0- 1	AWAY	1- 2	2- 0	0- 0			
0- 2	0- 0	0- 1	NEUTRAL	0- 0	0- 1	0- 0			
4- 10	0- 2	0- 3	NON-CONFERENCE	1- 2	3- 3	1- 0			
2- 5	0- 1	0- 1	HOME	0- 1	2- 2	1- 0			
2- 3	0- 1	0- 1	AWAY	1- 1	1- 0	0- 0			
0- 2	0- 0	0- 1	NEUTRAL	0- 0	0- 1	0- 0			
2- 8	0- 7	0- 0	CONFERENCE	0- 1	2- 0	0- 0			
1- 5	0- 5	0- 0	HOME	0- 0	1- 0	0- 0			
1- 3	0- 2	0- 0	AWAY	0- 1	1- 0	0- 0			
0- 0	0- 0	0- 0	NEUTRAL	0- 0	0- 0	0- 0			

RPI 1-25				RPI 26-50				RPI 51-100				RPI 101+ Team's RPI: 123			
RPI	S	Opponent	Score	RPI	S	Opponent	Score	RPI	S	Opponent	Score	RPI	S	Opponent	Score
4	A	Louisville	57 79	29	A	Central Mich.	75 92	68	H	Belmont	74 111	106	H	Kentucky	70 55
11	A	Tennessee	73 86	38	N	Syracuse	78 84	88	A	Saint Louis	74 69	111	A	George Washington	69 59
11	H	Tennessee	64 74	40	H	Ball St.	79 88	98	A	Tulane	59 71	117	H	Iowa St.	77 74
15	H	Texas A&M	67 91					99	A	Alabama	75 77	121	A	Ole Miss	75 72
16	H	Missouri	70 81									131	H	Middle Tenn.	54 65
17	H	NC State	72 83									178	H	Memphis	60 71
20	H	Georgia	52 81									186	N	Wisconsin	71 73
21	H	South Carolina	82 95									261	H	Lipscomb	92 82
25	A	LSU	65 85												
LAST 12 Division I GAMES:															
11	H	Tennessee	64 74	16	H	Missouri	70 81								
121	A	Ole Miss	75 72	11	A	Tennessee	73 86								
15	H	Texas A&M	67 91	20	H	Georgia	52 81								
99	A	Alabama	75 77	25	A	LSU	65 85								
21	H	South Carolina	82 95	261	H	Lipscomb	92 82								
106	H	Kentucky	70 55	68	H	Belmont	74 111								

Non-Div I Games:

Vanderbilt

Average RPI Win: 258	WON-LOST RECORD	WINNING PCT. RANK	LAST 10 GAMES	STRENGTH OF SCHEDULE	OPP. STRENGTH OF SCHEDULE	TEAM RPI	ADJ. RPI	CONF. RPI	ADJ CONF. RPI
Average RPI Loss: 166									
DIV. I ONLY	6- 16	285	4- 6	240	209	287	287	20	20
DIV. I NON-CONF.	2- 10	300	1- 1	249	156	331	331	24	24

TOTALS	RPI 1-25	RPI 26-50	W-L RECORDS	RPI 51-100	RPI 101-999	RPI 201+			
6- 16	0- 0	0- 1	OVERALL	0- 4	6- 11	4- 6			
4- 8	0- 0	0- 0	HOME	0- 2	4- 6	3- 2			
2- 8	0- 0	0- 0	AWAY	0- 0	2- 0	1- 0			
0- 0	0- 0	0- 0	NEUTRAL	0- 0	0- 0	0- 0			
2- 10	0- 0	0- 1	NON-CONFERENCE	0- 2	2- 7	2- 4			
2- 5	0- 0	0- 0	HOME	0- 2	2- 3	2- 1			
0- 5	0- 0	0- 1	AWAY	0- 0	0- 4	0- 3			
0- 0	0- 0	0- 0	NEUTRAL	0- 0	0- 0	0- 0			
4- 6	0- 0	0- 0	CONFERENCE	0- 2	4- 4	2- 2			
2- 3	0- 0	0- 0	HOME	0- 0	2- 3	1- 1			
2- 3	0- 0	0- 0	AWAY	0- 2	2- 1	1- 1			
0- 0	0- 0	0- 0	NEUTRAL	0- 0	0- 0	0- 0			

RPI S Opponent	Score	RPI S Opponent	Score	RPI S Opponent	Score	RPI S Opponent	Score	Team's RPI: 287
		50 A Miami (FL)	49 73	66 H American	62 64	113 A Dartmouth	56 66	
				75 A Albany (NY)	55 67	134 H Northeastern	66 71	
				77 A Maine	55 64	145 H Binghamton	48 62	
				82 H James Madison	56 68	160 H Hartford	53 47	
						185 A New Hampshire	58 53	
						185 H New Hampshire	49 52	
						189 H Columbia	66 73	
						202 H Boston U.	41 57	
						210 A Stony Brook	57 80	
						236 A Holy Cross	53 64	
						241 H Howard	88 65	
						268 A Rider	49 64	
						288 H Central Conn. St.	62 48	
						292 A FIU	70 80	
						327 A UMBC	72 58	
						327 H UMBC	51 52	
						346 H UMass Lowell	63 55	
LAST 12 Division I GAMES:								
185 A New Hampshire	58 53	77 A Maine	55 64					
327 H UMBC	51 52	210 A Stony Brook	57 80					
145 H Binghamton	48 62	327 A UMBC	72 58					
75 A Albany (NY)	55 67	346 H UMass Lowell	63 55					
160 H Hartford	53 47	292 A FIU	70 80					
185 H New Hampshire	49 52	288 H Central Conn. St.	62 48					

Non-Div I Games: Norwich 75 31

Vermont

Average RPI Win:	136	WON-LOST	WINNING	LAST 10	STRENGTH OF	OPP. STRENGTH	TEAM	ADJ.	CONF.	ADJ CONF.
Average RPI Loss:	63	RECORD	PCT. RANK	GAMES	SCHEDULE	OF SCHEDULE	RPI	RPI	RPI	RPI
DIV. I ONLY	18- 5	33	7- 3	50	67	26	26	6	6	
DIV. I NON-CONF.	10- 1	15	0- 1	27	137	10	10	6	6	
<hr/>										
TOTALS	RPI 1-25	RPI 26-50	W-L RECORDS	RPI 51-100	RPI 101-999	RPI 201+				
18- 5	2- 0	1- 2	OVERALL	4- 3	11- 0	4- 0				
5- 3	2- 0	0- 1	HOME	0- 2	3- 0	1- 0				
10- 2	0- 0	1- 1	AWAY	2- 1	7- 0	3- 0				
3- 0	0- 0	0- 0	NEUTRAL	2- 0	1- 0	0- 0				
10- 1	1- 0	1- 0	NON-CONFERENCE	2- 1	6- 0	2- 0				
2- 1	1- 0	0- 0	HOME	0- 1	1- 0	0- 0				
5- 0	0- 0	1- 0	AWAY	0- 0	4- 0	2- 0				
3- 0	0- 0	0- 0	NEUTRAL	2- 0	1- 0	0- 0				
8- 4	1- 0	0- 2	CONFERENCE	2- 2	5- 0	2- 0				
3- 2	1- 0	0- 1	HOME	0- 1	2- 0	1- 0				
5- 2	0- 0	0- 1	AWAY	2- 1	3- 0	1- 0				
0- 0	0- 0	0- 0	NEUTRAL	0- 0	0- 0	0- 0				

RPI 1-25				RPI 26-50				RPI 51-100				RPI 101+			
RPI	S	Opponent	Score	RPI	S	Opponent	Score	RPI	S	Opponent	Score	RPI	S	Opponent	Score
19	H	Duke	64 55	31	H	Marquette	57 67	59	A	St. John's (NY)	64 70	125	A	Georgetown	60 58
24	H	DePaul	84 58	39	A	Creighton	54 69	66	N	American	65 60	125	H	Georgetown	68 67
				45	A	Princeton	62 59	82	N	James Madison	60 57	160	A	Hartford	71 53
								90	H	Penn	77 79	163	N	Lehigh	62 42
								94	A	Seton Hall	67 59	174	A	Temple	69 65
								97	A	Butler	69 67	183	H	Saint Joseph's	79 44
								97	H	Butler	53 76	187	A	Providence	63 55
												208	A	Xavier	89 50
												208	H	Xavier	75 57
												232	A	La Salle	76 49
												253	A	Fairfield	73 44
<hr/>															
LAST 12 Division I GAMES:															
125	H	Georgetown	68 67	59	A	St. John's (NY)	64 70	94	A	Seton Hall	67 59	125	A	Georgetown	60 58
97	A	Butler	69 67	94	A	Seton Hall	67 59	208	H	Xavier	75 57	97	H	Butler	53 76
208	A	Xavier	89 50	125	A	Georgetown	60 58	187	A	Providence	63 55				
31	H	Marquette	57 67	208	H	Xavier	75 57								
24	H	DePaul	84 58	97	H	Butler	53 76								
90	H	Penn	77 79												

Non-Div I Games:

Villanova

Average RPI Win:	129	WON-LOST	WINNING	LAST 10	STRENGTH OF	OPP. STRENGTH	TEAM	ADJ.	CONF.	ADJ CONF.
Average RPI Loss:	21	RECORD	PCT. RANK	GAMES	SCHEDULE	OF SCHEDULE	RPI	RPI	RPI	RPI
DIV. I ONLY	15- 8	82	8- 2	7	12	28	28	1	1	
DIV. I NON-CONF.	7- 6	165	2- 0	10	18	68	68	1	1	

TOTALS	RPI 1-25	RPI 26-50	W-L RECORDS	RPI 51-100	RPI 101-999	RPI 201+				
15- 8	1- 6	1- 2	OVERALL	6- 0	7- 0	3- 0				
10- 4	0- 3	1- 1	HOME	3- 0	6- 0	3- 0				
3- 4	1- 3	0- 1	AWAY	1- 0	1- 0	0- 0				
2- 0	0- 0	0- 0	NEUTRAL	2- 0	0- 0	0- 0				
7- 6	0- 4	0- 2	NON-CONFERENCE	3- 0	4- 0	3- 0				
5- 3	0- 2	0- 1	HOME	1- 0	4- 0	3- 0				
0- 3	0- 2	0- 1	AWAY	0- 0	0- 0	0- 0				
2- 0	0- 0	0- 0	NEUTRAL	2- 0	0- 0	0- 0				
8- 2	1- 2	1- 0	CONFERENCE	3- 0	3- 0	0- 0				
5- 1	0- 1	1- 0	HOME	2- 0	2- 0	0- 0				
3- 1	1- 1	0- 0	AWAY	1- 0	1- 0	0- 0				
0- 0	0- 0	0- 0	NEUTRAL	0- 0	0- 0	0- 0				

RPI	S	Opponent	Score
3	A	Mississippi St.	53 68
4	H	Louisville	41 77
14	A	Rutgers	43 52
17	A	NC State	73 63
18	H	Maryland	59 60
19	A	Duke	48 55
20	H	Georgia	61 64

RPI	S	Opponent	Score
38	H	Syracuse	68 63
43	A	Dayton	46 61
48	H	Duquesne	63 74

Team's RPI: 28

RPI	S	Opponent	Score
63	H	Virginia Tech	61 52
65	A	Georgia Tech	62 56
70	N	Indiana	82 72
72	H	Harvard	50 48
76	N	Ohio	77 59
91	H	North Carolina	82 70

RPI	S	Opponent	Score
146	H	Pittsburgh	62 50
149	H	Clemson	70 41
179	H	Hampton	66 62
196	A	Boston College	68 57
231	H	UNCG	68 50
252	H	Manhattan	69 47
288	H	Central Conn. St.	103 59

LAST 12 Division I GAMES:

4	H	Louisville	41 77	149	H	Clemson	70 41
65	A	Georgia Tech	62 56	17	A	NC State	73 63
91	H	North Carolina	82 70	38	H	Syracuse	68 63
63	H	Virginia Tech	61 52	146	H	Pittsburgh	62 50
19	A	Duke	48 55	252	H	Manhattan	69 47
196	A	Boston College	68 57	70	N	Indiana	82 72

Non-Div I Games:

Virginia

Average RPI	Win:	166	WON-LOST	WINNING	LAST 10	STRENGTH OF	OPP. STRENGTH	TEAM	ADJ.	CONF.	ADJ CONF.
Average RPI	Loss:	34	RECORD	PCT. RANK	GAMES	SCHEDULE	OF SCHEDULE	RPI	RPI	RPI	RPI
DIV. I ONLY		15- 8		82	4- 6	44	47	63	63	1	1
DIV. I NON-CONF.		11- 2		22	2- 0	157	153	50	50	1	1

TOTALS	RPI 1-25		RPI 26-50		W-L RECORDS		RPI 51-100		RPI 101-999		RPI 201+
15- 8	0- 4		2- 2		OVERALL		3- 2		10- 0		4- 0
10- 3	0- 2		1- 1		HOME		1- 0		8- 0		3- 0
4- 3	0- 2		1- 1		AWAY		1- 0		2- 0		1- 0
1- 2	0- 0		0- 0		NEUTRAL		1- 2		0- 0		0- 0
11- 2	0- 0		1- 0		NON-CONFERENCE		2- 2		8- 0		4- 0
7- 0	0- 0		1- 0		HOME		0- 0		6- 0		3- 0
3- 0	0- 0		0- 0		AWAY		1- 0		2- 0		1- 0
1- 2	0- 0		0- 0		NEUTRAL		1- 2		0- 0		0- 0
4- 6	0- 4		1- 2		CONFERENCE		1- 0		2- 0		0- 0
3- 3	0- 2		0- 1		HOME		1- 0		2- 0		0- 0
1- 3	0- 2		1- 1		AWAY		0- 0		0- 0		0- 0
0- 0	0- 0		0- 0		NEUTRAL		0- 0		0- 0		0- 0

RPI 1-25				RPI 26-50				RPI 51-100				Team's RPI: 63	RPI 101+			
RPI	S	Opponent	Score	RPI	S	Opponent	Score	RPI	S	Opponent	Score		RPI	S	Opponent	Score
4	A	Louisville	56 67	28	A	Virginia	52 61	53	N	West Virginia	61 79		104	H	Auburn	72 63
6	A	Florida St.	62 107	38	A	Syracuse	73 64	57	N	Drexel	79 67		146	H	Pittsburgh	89 66
17	H	NC State	51 68	47	H	UCF	86 69	65	H	Georgia Tech	68 62		150	H	High Point	86 63
19	H	Duke	75 86	50	H	Miami (FL)	78 82	92	A	Chattanooga	64 44		175	H	Radford	68 42
								97	N	Butler	77 79		196	H	Boston College	89 58
													200	A	Illinois	96 49
													296	H	USC Upstate	87 56
													297	A	Monmouth	84 34
													301	H	UMES	90 52
													319	H	Wagner	99 32

LAST 12 Division I GAMES:																
38	A	Syracuse	73 64	146	H	Pittsburgh	89 66									
50	H	Miami (FL)	78 82	4	A	Louisville	56 67									
65	H	Georgia Tech	68 62	196	H	Boston College	89 58									
28	A	Virginia	52 61	17	H	NC State	51 68									
19	H	Duke	75 86	150	H	High Point	86 63									
6	A	Florida St.	62 107	297	A	Monmouth	84 34									

Non-Div I Games:

Virginia Tech

Average RPI Win:	296	WON-LOST	WINNING	LAST 10	STRENGTH OF	OPP. STRENGTH	TEAM	ADJ.	CONF.	ADJ CONF.
Average RPI Loss:	194	RECORD	PCT. RANK	GAMES	SCHEDULE	OF SCHEDULE	RPI	RPI	RPI	RPI
DIV. I ONLY	4- 17	312	2- 8	234	327	319	319	29	29	
DIV. I NON-CONF.	1- 9	318	0- 1	149	247	304	304	29	29	

TOTALS	RPI 1-25	RPI 26-50	W-L RECORDS	RPI 51-100	RPI 101-999	RPI 201+				
4- 17	0- 0	0- 1	OVERALL	0- 3	4- 13	4- 9				
3- 6	0- 0	0- 1	HOME	0- 0	3- 5	3- 2				
1- 11	0- 0	0- 0	AWAY	0- 3	1- 8	1- 7				
0- 0	0- 0	0- 0	NEUTRAL	0- 0	0- 0	0- 0				
1- 9	0- 0	0- 1	NON-CONFERENCE	0- 3	1- 5	1- 3				
1- 2	0- 0	0- 1	HOME	0- 0	1- 1	1- 0				
0- 7	0- 0	0- 0	AWAY	0- 3	0- 4	0- 3				
0- 0	0- 0	0- 0	NEUTRAL	0- 0	0- 0	0- 0				
3- 8	0- 0	0- 0	CONFERENCE	0- 0	3- 8	3- 6				
2- 4	0- 0	0- 0	HOME	0- 0	2- 4	2- 2				
1- 4	0- 0	0- 0	AWAY	0- 0	1- 4	1- 4				
0- 0	0- 0	0- 0	NEUTRAL	0- 0	0- 0	0- 0				

W
a
g
n
e
rW
a
g
n
e
r

RPI 1-25				RPI 26-50				RPI 51-100				RPI 101+ Team's RPI: 319			
RPI	S	Opponent	Score	RPI	S	Opponent	Score	RPI	S	Opponent	Score	RPI	S	Opponent	Score
				45	H	Princeton	37 58	63	A	Virginia Tech	32 99	129	H	Saint Francis (PA)	76 79
								75	A	Albany (NY)	44 89	148	H	Robert Morris	52 58
								82	A	James Madison	45 68	174	A	Temple	36 70
												185	H	New Hampshire	53 65
												210	A	Stony Brook	50 69
												243	A	Lafayette	52 70
												263	A	Towson	42 64
												265	H	Fairleigh Dickinson	64 74
												276	A	St. Francis Brooklyn	76 80
												276	H	St. Francis Brooklyn	50 47
												277	A	LIU Brooklyn	69 74
												277	H	LIU Brooklyn	52 44
												282	A	Bryant	75 66
												283	A	Mt. St. Mary's	56 79
												286	H	Sacred Heart	55 72
												288	A	Central Conn. St.	56 59
												349	H	Longwood	60 43

LAST 12 Division I GAMES:															
277	H	LIU Brooklyn	52 44	277	A	LIU Brooklyn	69 74								
276	H	St. Francis Brooklyn	50 47	286	H	Sacred Heart	55 72								
283	A	Mt. St. Mary's	56 79	265	H	Fairleigh Dickinson	64 74								
129	H	Saint Francis (PA)	76 79	288	A	Central Conn. St.	56 59								
148	H	Robert Morris	52 58	282	A	Bryant	75 66								
276	A	St. Francis Brooklyn	76 80	243	A	Lafayette	52 70								

Non-Div I Games: Staten Island 63 58

Wagner

Average RPI	Win:	193	WON-LOST	WINNING	LAST 10	STRENGTH OF	OPP. STRENGTH	TEAM	ADJ.	CONF.	ADJ CONF.
Average RPI	Loss:	56	RECORD	PCT. RANK	GAMES	SCHEDULE	OF SCHEDULE	RPI	RPI	RPI	RPI
DIV. I ONLY		11- 12	187	3- 7	53	33	102	102	1	1	
DIV. I NON-CONF.		8- 5	111	2- 0	207	121	131	131	1	1	

TOTALS	RPI 1-25		RPI 26-50		W-L RECORDS	RPI 51-100		RPI 101-999		RPI 201+	
11- 12	0- 6		1- 0		OVERALL	1- 5		9- 1		6- 1	
5- 6	0- 4		0- 0		HOME	1- 2		4- 0		3- 0	
6- 4	0- 2		1- 0		AWAY	0- 2		5- 0		3- 0	
0- 2	0- 0		0- 0		NEUTRAL	0- 1		0- 1		0- 1	
8- 5	0- 1		0- 0		NON-CONFERENCE	1- 3		7- 1		6- 1	
5- 1	0- 0		0- 0		HOME	1- 1		4- 0		3- 0	
3- 2	0- 1		0- 0		AWAY	0- 1		3- 0		3- 0	
0- 2	0- 0		0- 0		NEUTRAL	0- 1		0- 1		0- 1	
3- 7	0- 5		1- 0		CONFERENCE	0- 2		2- 0		0- 0	
0- 5	0- 4		0- 0		HOME	0- 1		0- 0		0- 0	
3- 2	0- 1		1- 0		AWAY	0- 1		2- 0		0- 0	
0- 0	0- 0		0- 0		NEUTRAL	0- 0		0- 0		0- 0	

RPI 1-25				RPI 26-50				RPI 51-100				RPI 101+ Team's RPI: 102			
RPI	S	Opponent	Score	RPI	S	Opponent	Score	RPI	S	Opponent	Score	RPI	S	Opponent	Score
2	H	Notre Dame	73 96	50	A	Miami (FL)	61 50	52	N	Minnesota	81 93	146	A	Pittsburgh	58 49
4	A	Louisville	52 89					65	A	Georgia Tech	67 79	176	H	Charlotte	71 69
6	H	Florida St.	79 81					67	H	Elon	53 51	196	A	Boston College	67 59
14	A	Rutgers	51 65					81	A	Penn St.	58 68	207	A	Richmond	85 81
17	H	NC State	68 82					91	H	North Carolina	76 79	208	A	Xavier	62 57
19	H	Duke	67 80					94	H	Seton Hall	57 67	230	N	Hofstra	66 69
												247	H	Texas Southern	73 56
												260	A	Col. of Charleston	77 40
												269	H	Appalachian St.	78 49
												301	H	UMES	92 50

LAST 12 Division I GAMES:															
196	A	Boston College	67 59	19	H	Duke	67 80	19	H	Duke	67 80				
4	A	Louisville	52 89	50	A	Miami (FL)	61 50	50	A	Miami (FL)	61 50				
17	H	NC State	68 82	146	A	Pittsburgh	58 49	146	A	Pittsburgh	58 49				
65	A	Georgia Tech	67 79	2	H	Notre Dame	73 96	2	H	Notre Dame	73 96				
6	H	Florida St.	79 81	260	A	Col. of Charleston	77 40	260	A	Col. of Charleston	77 40				
91	H	North Carolina	76 79	176	H	Charlotte	71 69	176	H	Charlotte	71 69				

Non-Div I Games:

Wake Forest

Average RPI Win:	171	WON-LOST	WINNING	LAST 10	STRENGTH OF	OPP. STRENGTH	TEAM	ADJ.	CONF.	ADJ CONF.
Average RPI Loss:	78	RECORD	PCT. RANK	GAMES	SCHEDULE	OF SCHEDULE	RPI	RPI	RPI	RPI
DIV. I ONLY	7- 16	277	1- 9	39	36	170	170	5	5	
DIV. I NON-CONF.	6- 5	153	0- 0	69	106	104	104	3	3	

TOTALS	RPI 1-25	RPI 26-50	W-L RECORDS	RPI 51-100	RPI 101-999	RPI 201+				
7- 16	0- 5	1- 3	OVERALL	1- 4	5- 4	3- 1				
5- 5	0- 1	0- 0	HOME	1- 2	4- 2	3- 0				
1- 9	0- 3	0- 3	AWAY	0- 1	1- 2	0- 1				
1- 2	0- 1	1- 0	NEUTRAL	0- 1	0- 0	0- 0				
6- 5	0- 2	1- 0	NON-CONFERENCE	0- 1	5- 2	3- 0				
4- 1	0- 0	0- 0	HOME	0- 0	4- 1	3- 0				
1- 2	0- 1	0- 0	AWAY	0- 0	1- 1	0- 0				
1- 2	0- 1	1- 0	NEUTRAL	0- 1	0- 0	0- 0				
1- 11	0- 3	0- 3	CONFERENCE	1- 3	0- 2	0- 1				
1- 4	0- 1	0- 0	HOME	1- 2	0- 1	0- 0				
0- 7	0- 2	0- 3	AWAY	0- 1	0- 1	0- 1				
0- 0	0- 0	0- 0	NEUTRAL	0- 0	0- 0	0- 0				

RPI	S	Opponent	Score
5	A	Ohio St.	76 85
7	A	Oregon	83 94
8	H	UCLA	69 86
10	N	Texas	68 92
12	A	Stanford	45 71

RPI	S	Opponent	Score
33	A	Arizona St.	41 61
37	A	California	60 69
39	N	Creighton	67 64
49	A	Oregon St.	63 75

RPI	S	Opponent	Score
51	H	Southern California	61 72
83	A	Washington St.	75 78
83	H	Washington St.	56 49
85	H	Utah	65 74
91	N	North Carolina	78 90

RPI	S	Opponent	Score
119	H	BYU	80 72
132	H	Colorado	61 66
162	A	Idaho	81 69
171	H	Idaho St.	59 79
193	A	Boise St.	62 85
206	H	Seattle U	84 76
278	H	Grand Canyon	79 65
281	A	Arizona	70 72
313	H	Portland	93 67

LAST 12 Division I GAMES:

281	A	Arizona	70 72	12	A	Stanford	45 71
33	A	Arizona St.	41 61	37	A	California	60 69
51	H	Southern California	61 72	132	H	Colorado	61 66
8	H	UCLA	69 86	85	H	Utah	65 74
83	H	Washington St.	56 49	7	A	Oregon	83 94
83	A	Washington St.	75 78	49	A	Oregon St.	63 75

Non-Div I Games:

Washington

Average RPI Win:	141	WON-LOST	WINNING	LAST 10	STRENGTH OF	OPP. STRENGTH	TEAM	ADJ.	CONF.	ADJ CONF.
Average RPI Loss:	55	RECORD	PCT. RANK	GAMES	SCHEDULE	OF SCHEDULE	RPI	RPI	RPI	RPI
DIV. I ONLY	10- 14	221	3- 7	15	40	83	83	5	5	
DIV. I NON-CONF.	7- 5	132	0- 0	7	80	33	33	3	3	

TOTALS	RPI 1-25	RPI 26-50	W-L RECORDS	RPI 51-100	RPI 101-999	RPI 201+				
10- 14	1- 3	0- 5	OVERALL	2- 4	7- 2	1- 0				
4- 5	0- 1	0- 1	HOME	1- 2	3- 1	0- 0				
4- 8	0- 2	0- 3	AWAY	1- 2	3- 1	1- 0				
2- 1	1- 0	0- 1	NEUTRAL	0- 0	1- 0	0- 0				
7- 5	1- 0	0- 2	NON-CONFERENCE	2- 2	4- 1	0- 0				
2- 2	0- 0	0- 1	HOME	1- 0	1- 1	0- 0				
3- 2	0- 0	0- 0	AWAY	1- 2	2- 0	0- 0				
2- 1	1- 0	0- 1	NEUTRAL	0- 0	1- 0	0- 0				
3- 9	0- 3	0- 3	CONFERENCE	0- 2	3- 1	1- 0				
2- 3	0- 1	0- 0	HOME	0- 2	2- 0	0- 0				
1- 6	0- 2	0- 3	AWAY	0- 0	1- 1	1- 0				
0- 0	0- 0	0- 0	NEUTRAL	0- 0	0- 0	0- 0				

RPI 1-25				RPI 26-50				RPI 51-100 Team's RPI: 83				RPI 101+			
RPI	S	Opponent	Score	RPI	S	Opponent	Score	RPI	S	Opponent	Score	RPI	S	Opponent	Score
7	A	Oregon	56 89	27	N	South Fla.	45 82	51	H	Southern Cal i forni a	72 73	106	H	Kentucky	68 73
8	H	UCLA	71 79	33	A	Arizona St.	51 77	56	A	Nebraska	73 61	132	H	Col orado	89 75
12	A	Stanford	57 70	37	A	Cal i forni a	60 66	69	A	UC Davis	76 91	144	N	ETSU	80 76
14	N	Rutgers	63 60	42	H	Gonzaga	56 64	79	A	Saint Mary's (CA)	75 81	165	A	San Franci sco	74 70
				49	A	Oregon St.	53 71	85	H	Utah	79 81	170	A	Washi ngton	49 56
								88	H	Saint Loui s	85 63	170	H	Washi ngton	78 75
												171	H	Idaho St.	72 55
												193	A	Boi se St.	61 53
												281	A	Ari zona	78 60
LAST 12 Division I GAMES:															
33	A	Arizona St.	51 77	37	A	Cal i forni a	60 66								
281	A	Arizona	78 60	12	A	Stanford	57 70								
8	H	UCLA	71 79	85	H	Utah	79 81								
51	H	Southern Cal i forni a	72 73	132	H	Col orado	89 75								
170	A	Washi ngton	49 56	49	A	Oregon St.	53 71								
170	H	Washi ngton	78 75	7	A	Oregon	56 89								

Non-Div I Games:

Washington St.

Average RPI Win:	243	WON-LOST	WINNING	LAST 10	STRENGTH OF	OPP. STRENGTH	TEAM	ADJ.	CONF.	ADJ CONF.
Average RPI Loss:	144	RECORD	PCT. RANK	GAMES	SCHEDULE	OF SCHEDULE	RPI	RPI	RPI	RPI
DIV. I ONLY	14- 5	56	8- 2	332	134	140	140	19	19	
DIV. I NON-CONF.	6- 3	87	1- 1	311	132	165	165	15	15	

TOTALS	RPI 1-25	RPI 26-50	W-L RECORDS	RPI 51-100	RPI 101-999	RPI 201+				
14- 5	0- 1	1- 0	OVERALL	0- 1	13- 3	9- 1				
9- 1	0- 0	1- 0	HOME	0- 1	8- 0	6- 0				
5- 4	0- 1	0- 0	AWAY	0- 0	5- 3	3- 1				
0- 0	0- 0	0- 0	NEUTRAL	0- 0	0- 0	0- 0				
6- 3	0- 1	0- 0	NON-CONFERENCE	0- 1	6- 1	5- 0				
4- 1	0- 0	0- 0	HOME	0- 1	4- 0	4- 0				
2- 2	0- 1	0- 0	AWAY	0- 0	2- 1	1- 0				
0- 0	0- 0	0- 0	NEUTRAL	0- 0	0- 0	0- 0				
8- 2	0- 0	1- 0	CONFERENCE	0- 0	7- 2	4- 1				
5- 0	0- 0	1- 0	HOME	0- 0	4- 0	2- 0				
3- 2	0- 0	0- 0	AWAY	0- 0	3- 2	2- 1				
0- 0	0- 0	0- 0	NEUTRAL	0- 0	0- 0	0- 0				

RPI 1-25				RPI 26-50				RPI 51-100				RPI 101+				Team's RPI: 140
RPI	S	Opponent	Score	RPI	S	Opponent	Score	RPI	S	Opponent	Score	RPI	S	Opponent	Score	
7	A	Oregon	87 114	32	H	Northern Colo.	82 73	85	H	Utah	58 85	147	A	Fresno St.	78 81	
												155	A	Portland St.	64 77	
												158	H	North Dakota	80 69	
												171	A	Idaho St.	76 70	
												171	H	Idaho St.	84 73	
												184	A	CSUN	64 61	
												235	H	Pepperdine	71 61	
												285	A	Sacramento St.	78 56	
												300	H	Incarnate Word	79 55	
												302	A	Southern Utah	77 64	
												302	H	Southern Utah	65 50	
												307	H	Utah Valley	75 57	
												312	H	Air Force	62 52	
												313	A	Portland	91 70	
												324	A	Northern Ariz.	75 76	
												324	H	Northern Ariz.	77 63	

LAST 12 Division I GAMES:																
324	H	Northern Ariz.	77 63	32	H	Northern Colo.	82 73	32	H	Northern Colo.	82 73					
302	H	Southern Utah	65 50	302	A	Southern Utah	77 64	302	A	Southern Utah	77 64					
171	H	Idaho St.	84 73	324	A	Northern Ariz.	75 76	324	A	Northern Ariz.	75 76					
155	A	Portland St.	64 77	171	A	Idaho St.	76 70	171	A	Idaho St.	76 70					
285	A	Sacramento St.	78 56	147	A	Fresno St.	78 81	147	A	Fresno St.	78 81					
158	H	North Dakota	80 69	313	A	Portland	91 70	313	A	Portland	91 70					

Non-Div I Games: Westminster (UT) 64 58 Antelope Valley 80 70

Weber St.

Average RPI Win:	165	WON-LOST	WINNING	LAST 10	STRENGTH OF	OPP. STRENGTH	TEAM	ADJ.	CONF.	ADJ CONF.
Average RPI Loss:	37	RECORD	PCT. RANK	GAMES	SCHEDULE	OF SCHEDULE	RPI	RPI	RPI	RPI
DIV. I ONLY	17- 7	62	4- 6	58	54	53	53	4	4	
DIV. I NON-CONF.	12- 0	1	0- 0	169	155	21	21	5	5	
<hr/>										
TOTALS	RPI 1-25	RPI 26-50	W-L RECORDS	RPI 51-100	RPI 101-999	RPI 201+				
17- 7	1- 3	0- 1	OVERALL	4- 3	12- 0	7- 0				
9- 4	0- 2	0- 0	HOME	0- 2	9- 0	7- 0				
4- 3	1- 1	0- 1	AWAY	1- 1	2- 0	0- 0				
4- 0	0- 0	0- 0	NEUTRAL	3- 0	1- 0	0- 0				
12- 0	1- 0	0- 0	NON-CONFERENCE	3- 0	8- 0	6- 0				
7- 0	0- 0	0- 0	HOME	0- 0	7- 0	6- 0				
1- 0	1- 0	0- 0	AWAY	0- 0	0- 0	0- 0				
4- 0	0- 0	0- 0	NEUTRAL	3- 0	1- 0	0- 0				
5- 7	0- 3	0- 1	CONFERENCE	1- 3	4- 0	1- 0				
2- 4	0- 2	0- 0	HOME	0- 2	2- 0	1- 0				
3- 3	0- 1	0- 1	AWAY	1- 1	2- 0	0- 0				
0- 0	0- 0	0- 0	NEUTRAL	0- 0	0- 0	0- 0				

RPI 1-25				RPI 26-50				RPI 51-100				RPI 101+			
RPI	S	Opponent	Score	RPI	S	Opponent	Score	RPI	S	Opponent	Score	RPI	S	Opponent	Score
9	H	Bayl or	72 83	30	A	Okl ahoma	57 76	54	A	TCU	87 82	117	A	Iowa St.	69 59
10	A	Texas	58 79					54	H	TCU	74 76	117	H	Iowa St.	57 49
10	H	Texas	55 73					55	A	Okl ahoma St.	73 79	138	A	Kansas	74 54
15	A	Texas A&M	70 56					57	N	Drexel	75 42	146	H	Pittsburgh	73 52
								63	N	Vi rgi ni a Tech	79 61	175	N	Radford	75 55
								89	H	Kansas St.	52 60	215	H	Morehead St.	66 56
								97	N	Butler	75 68	221	H	Texas Tech	82 52
												239	H	North Florida	87 59
												275	H	Morgan St.	84 41
												285	H	Sacramento St.	101 47
												288	H	Central Conn. St.	102 52
												303	H	Coppin St.	101 43
<hr/>															
LAST 12 Division I GAMES:															
10	H	Texas	55 73	54	H	TCU	74 76								
30	A	Okl ahoma	57 76	138	A	Kansas	74 54								
9	H	Bayl or	72 83	117	H	Iowa St.	57 49								
221	H	Texas Tech	82 52	89	H	Kansas St.	52 60								
117	A	Iowa St.	69 59	10	A	Texas	58 79								
55	A	Okl ahoma St.	73 79	54	A	TCU	87 82								

Non-Div I Games:

West Virginia

Average RPI	Win:	211	WON-LOST	WINNING	LAST 10	STRENGTH OF	OPP. STRENGTH	TEAM	ADJ.	CONF.	ADJ CONF.
Average RPI	Loss:	180	RECORD	PCT. RANK	GAMES	SCHEDULE	OF SCHEDULE	RPI	RPI	RPI	RPI
DIV. I ONLY		2- 20		338	0- 9	143	282	326	326	17	17
DIV. I NON-CONF.		2- 11		305	0- 1	176	340	314	314	16	16

TOTALS	RPI 1-25		RPI 26-50		W-L RECORDS	RPI 51-100		RPI 101-999		RPI 201+	
2- 20	0- 2		0- 0		OVERALL	0- 3		2- 15		1- 9	
2- 8	0- 0		0- 0		HOME	0- 1		2- 7		1- 4	
0- 12	0- 2		0- 0		AWAY	0- 2		0- 8		0- 5	
0- 0	0- 0		0- 0		NEUTRAL	0- 0		0- 0		0- 0	
2- 11	0- 2		0- 0		NON-CONFERENCE	0- 0		2- 9		1- 7	
2- 3	0- 0		0- 0		HOME	0- 0		2- 3		1- 2	
0- 8	0- 2		0- 0		AWAY	0- 0		0- 6		0- 5	
0- 0	0- 0		0- 0		NEUTRAL	0- 0		0- 0		0- 0	
0- 9	0- 0		0- 0		CONFERENCE	0- 3		0- 6		0- 2	
0- 5	0- 0		0- 0		HOME	0- 1		0- 4		0- 2	
0- 4	0- 0		0- 0		AWAY	0- 2		0- 2		0- 0	
0- 0	0- 0		0- 0		NEUTRAL	0- 0		0- 0		0- 0	

RPI	S	Opponent	Score	RPI	S	Opponent	Score	RPI	S	Opponent	Score	RPI	S	Opponent	Score
20	A	Georgia	50 76					58	A	Mercer	50 72	144	A	ETSU	50 66
21	A	South Carolina	43 101					92	A	Chattanooga	32 47	144	H	ETSU	46 76
								92	H	Chattanooga	41 58	150	A	High Point	69 75
												153	H	Davidson	57 70
												166	A	Samford	54 62
												175	H	Radford	39 27
												188	H	Furman	59 68
												211	A	UT Martin	54 62
												219	A	Gardner-Webb	67 70
												224	A	N. C. A&T	59 68
												231	H	UNCG	67 88
												242	A	Campbell	51 58
												246	H	UNC Asheville	62 52
												271	H	Wofford	48 54
												310	H	Eastern Ky.	59 62
												323	A	South Carolina St.	45 75
												343	H	Florida A&M	63 80

Team's RPI: 326															

LAST 12 Division I GAMES:															
144	H	ETSU	46 76	188	H	Furman	59 68								
92	H	Chattanooga	41 58	92	A	Chattanooga	32 47								
231	H	UNCG	67 88	144	A	ETSU	50 66								
58	A	Mercer	50 72	219	A	Gardner-Webb	67 70								
166	A	Samford	54 62	150	A	High Point	69 75								
271	H	Wofford	48 54	224	A	N. C. A&T	59 68								

Non-Div I Games: Warren Wilson 114 54 Brevard 79 34

Western Caro.

Average RPI Win:	234	WON-LOST	WINNING	LAST 10	STRENGTH OF	OPP. STRENGTH	TEAM	ADJ.	CONF.	ADJ CONF.
Average RPI Loss:	103	RECORD	PCT. RANK	GAMES	SCHEDULE	OF SCHEDULE	RPI	RPI	RPI	RPI
DIV. I ONLY	15- 7	74	7- 3	225	182	105	105	14	14	
DIV. I NON-CONF.	8- 4	87	0- 2	289	171	125	125	17	17	

TOTALS	RPI 1-25	RPI 26-50	W-L RECORDS	RPI 51-100	RPI 101-999	RPI 201+				
15- 7	1- 0	0- 2	OVERALL	0- 2	14- 3	11- 1				
7- 2	0- 0	0- 0	HOME	0- 1	7- 1	6- 0				
8- 5	1- 0	0- 2	AWAY	0- 1	7- 2	5- 1				
0- 0	0- 0	0- 0	NEUTRAL	0- 0	0- 0	0- 0				
8- 4	1- 0	0- 1	NON-CONFERENCE	0- 0	7- 3	5- 1				
3- 1	0- 0	0- 0	HOME	0- 0	3- 1	3- 0				
5- 3	1- 0	0- 1	AWAY	0- 0	4- 2	2- 1				
0- 0	0- 0	0- 0	NEUTRAL	0- 0	0- 0	0- 0				
7- 3	0- 0	0- 1	CONFERENCE	0- 2	7- 0	6- 0				
4- 1	0- 0	0- 0	HOME	0- 1	4- 0	3- 0				
3- 2	0- 0	0- 1	AWAY	0- 1	3- 0	3- 0				
0- 0	0- 0	0- 0	NEUTRAL	0- 0	0- 0	0- 0				

RPI 1-25				RPI 26-50				RPI 51-100				RPI 101+				Team's RPI: 105
RPI	S	Opponent	Score	RPI	S	Opponent	Score	RPI	S	Opponent	Score	RPI	S	Opponent	Score	
12	A	Stanford	71 64	41	A	South Dakota St.	48 84	71	A	South Dakota	81 92	115	H	Milwaukee	67 77	
				42	A	Gonzaga	65 80	71	H	South Dakota	58 82	135	A	Northern Ill.	94 96	
												156	A	Wichita St.	78 65	
												197	H	Denver	118 93	
												200	A	Illinois	77 67	
												205	A	Oral Roberts	85 63	
												205	H	Oral Roberts	56 49	
												220	H	Southeast Mo. St.	87 59	
												227	A	Austin Peay	81 68	
												233	A	Omaha	90 51	
												248	A	Bradley	80 87	
												258	H	UMKC	90 71	
												267	H	North Dakota St.	97 72	
												318	A	Fort Wayne	100 64	
												318	H	Fort Wayne	91 44	
												345	A	Chicago St.	83 45	
												345	H	Chicago St.	71 54	

LAST 12 Division I GAMES:																
205	A	Oral Roberts	85 63	233	A	Omaha	90 51	205	H	Oral Roberts	56 49					
71	A	South Dakota	81 92	71	H	South Dakota	58 82	71	H	South Dakota	58 82					
267	H	North Dakota St.	97 72	318	A	Fort Wayne	100 64	318	A	Fort Wayne	100 64					
197	H	Denver	118 93	248	A	Bradley	80 87	42	A	Gonzaga	65 80					
41	A	South Dakota St.	48 84													
318	H	Fort Wayne	91 44													

Non-Div I Games: Illinois Col. 122 40 William Woods 96 57

Western Ill.

Average RPI	Win: 205	WON-LOST	WINNING	LAST 10	STRENGTH OF	OPP. STRENGTH	TEAM	ADJ.	CONF.	ADJ CONF.
Average RPI	Loss: 42	RECORD	PCT. RANK	GAMES	SCHEDULE	OF SCHEDULE	RPI	RPI	RPI	RPI
DIV. I ONLY	16- 5	42	8- 1	113	123	46	46	18	18	
DIV. I NON-CONF.	8- 4	87	1- 1	73	30	45	45	19	19	

TOTALS	RPI 1-25	RPI 26-50	W-L RECORDS	RPI 51-100	RPI 101-999	RPI 201+				
16- 5	1- 2	0- 1	OVERALL	2- 2	13- 0	7- 0				
7- 1	0- 1	0- 0	HOME	0- 0	7- 0	4- 0				
5- 4	0- 1	0- 1	AWAY	0- 2	5- 0	3- 0				
4- 0	1- 0	0- 0	NEUTRAL	2- 0	1- 0	0- 0				
8- 4	1- 2	0- 1	NON-CONFERENCE	2- 1	5- 0	3- 0				
2- 1	0- 1	0- 0	HOME	0- 0	2- 0	2- 0				
2- 3	0- 1	0- 1	AWAY	0- 1	2- 0	1- 0				
4- 0	1- 0	0- 0	NEUTRAL	2- 0	1- 0	0- 0				
8- 1	0- 0	0- 0	CONFERENCE	0- 1	8- 0	4- 0				
5- 0	0- 0	0- 0	HOME	0- 0	5- 0	2- 0				
3- 1	0- 0	0- 0	AWAY	0- 1	3- 0	2- 0				
0- 0	0- 0	0- 0	NEUTRAL	0- 0	0- 0	0- 0				

RPI	S	Opponent	Score
2	H	Notre Dame	65 78
16	N	Missouri	79 76
23	A	Iowa	97 104

RPI	S	Opponent	Score
40	A	Ball St.	81 93

Team's RPI: 46

RPI	S	Opponent	Score
58	N	Mercer	67 62
61	N	Toledo	70 56
70	A	Indiana	71 73
74	A	UAB	61 79

RPI	S	Opponent	Score
131	H	Middle Tenn.	57 43
141	A	Southern Ill.	75 49
157	N	Stetson	66 58
164	H	Southern Miss.	81 60
180	H	Fla. Atlantic	82 63
192	A	Louisiana Tech	74 64
251	A	North Texas	79 65
292	H	FIU	101 47
304	H	UTSA	73 38
316	A	Georgia St.	74 63
331	A	Marshall	86 66
341	H	Mississippi Val.	87 48
348	H	Evansville	92 54

LAST 12 Division I GAMES:

180	H	Fla. Atlantic	82 63
192	A	Louisiana Tech	74 64
251	A	North Texas	79 65
331	A	Marshall	86 66
304	H	UTSA	73 38
74	A	UAB	61 79
292	H	FIU	101 47
164	H	Southern Miss.	81 60
131	H	Middle Tenn.	57 43
40	A	Ball St.	81 93
61	N	Toledo	70 56
157	N	Stetson	66 58

Non-Div I Games: Lee

88 64

Western Ky.

Average RPI Win:	197	WON-LOST	WINNING	LAST 10	STRENGTH OF	OPP. STRENGTH	TEAM	ADJ.	CONF.	ADJ CONF.
Average RPI Loss:	63	RECORD	PCT. RANK	GAMES	SCHEDULE	OF SCHEDULE	RPI	RPI	RPI	RPI
DIV. I ONLY	10- 10	171	5- 5	104	59	109	109	7	7	
DIV. I NON-CONF.	4- 5	202	0- 0	129	36	120	120	8	8	

TOTALS	RPI 1-25	RPI 26-50	W-L RECORDS	RPI 51-100	RPI 101-999	RPI 201+				
10- 10	0- 3	0- 1	OVERALL	1- 5	9- 1	5- 1				
5- 2	0- 0	0- 0	HOME	1- 2	4- 0	2- 0				
4- 6	0- 2	0- 1	AWAY	0- 2	4- 1	3- 1				
1- 2	0- 1	0- 0	NEUTRAL	0- 1	1- 0	0- 0				
4- 5	0- 2	0- 0	NON-CONFERENCE	0- 3	4- 0	3- 0				
1- 0	0- 0	0- 0	HOME	0- 0	1- 0	1- 0				
2- 3	0- 1	0- 0	AWAY	0- 2	2- 0	2- 0				
1- 2	0- 1	0- 0	NEUTRAL	0- 1	1- 0	0- 0				
6- 5	0- 1	0- 1	CONFERENCE	1- 2	5- 1	2- 1				
4- 2	0- 0	0- 0	HOME	1- 2	3- 0	1- 0				
2- 3	0- 1	0- 1	AWAY	0- 0	2- 1	1- 1				
0- 0	0- 0	0- 0	NEUTRAL	0- 0	0- 0	0- 0				

RPI	S	Opponent	Score	RPI	S	Opponent	Score	RPI	S	Opponent	Score	RPI	S	Opponent	Score	Team's RPI: 109
14	N	Rutgers	64 75	29	A	Central Mich.	70 74	59	N	St. John's (NY)	48 76	135	H	Northern Ill.	88 83	
22	A	Buffalo	49 71					60	A	Michigan St.	62 65	139	A	Kent St.	66 61	
23	A	Iowa	56 79					61	H	Toledo	73 78	144	N	ETSU	87 79	
								76	H	Ohio	54 69	181	H	Bowling Green	67 58	
								80	A	New Mexico	76 88	209	A	Eastern Mich.	67 69	
								95	H	Miami (OH)	81 70	217	A	Akron	59 51	
												217	H	Akron	76 60	
												234	A	New Mexico St.	64 55	
												295	A	Loyola Chicago	65 47	
												309	H	Detroit Mercy	74 62	

LAST 12 Division I GAMES:																
217	H	Akron	76 60	76	H	Ohio	54 69	135	H	Northern Ill.	88 83					
61	H	Toledo	73 78	139	A	Kent St.	66 61	22	A	Buffalo	49 71					
29	A	Central Mich.	70 74	181	H	Bowling Green	67 58	95	H	Miami (OH)	81 70					
217	A	Akron	59 51	309	H	Detroit Mercy	74 62	209	A	Eastern Mich.	67 69					

Non-Div I Games: Goshen 87 36 Kentucky St. 85 50 Olivet 86 37 Western Mich.

Average RPI Win:	187	WON-LOST	WINNING	LAST 10	STRENGTH OF	OPP. STRENGTH	TEAM	ADJ.	CONF.	ADJ CONF.
Average RPI Loss:	89	RECORD	PCT. RANK	GAMES	SCHEDULE	OF SCHEDULE	RPI	RPI	RPI	RPI
DIV. I ONLY	10- 14	221	5- 5	80	83	156	156	8	8	
DIV. I NON-CONF.	5- 9	238	1- 1	89	110	204	204	7	7	

TOTALS	RPI 1-25	RPI 26-50	W-L RECORDS	RPI 51-100	RPI 101-999	RPI 201+				
10- 14	0- 1	1- 5	OVERALL	1- 3	8- 5	4- 1				
7- 4	0- 0	1- 1	HOME	0- 1	6- 2	4- 0				
2- 9	0- 1	0- 4	AWAY	1- 2	1- 2	0- 1				
1- 1	0- 0	0- 0	NEUTRAL	0- 0	1- 1	0- 0				
5- 9	0- 1	0- 2	NON-CONFERENCE	0- 3	5- 3	3- 0				
4- 2	0- 0	0- 0	HOME	0- 1	4- 1	3- 0				
0- 6	0- 1	0- 2	AWAY	0- 2	0- 1	0- 0				
1- 1	0- 0	0- 0	NEUTRAL	0- 0	1- 1	0- 0				
5- 5	0- 0	1- 3	CONFERENCE	1- 0	3- 2	1- 1				
3- 2	0- 0	1- 1	HOME	0- 0	2- 1	1- 0				
2- 3	0- 0	0- 2	AWAY	1- 0	1- 1	0- 1				
0- 0	0- 0	0- 0	NEUTRAL	0- 0	0- 0	0- 0				

RPI 1-25				RPI 26-50				RPI 51-100				RPI 101+ Team's RPI: 156			
RPI	S	Opponent	Score	RPI	S	Opponent	Score	RPI	S	Opponent	Score	RPI	S	Opponent	Score
11	A	Tennessee	56 68	27	H	South Fla.	64 56	55	A	Oklahoma St.	67 91	105	H	Western Ill.	65 78
				39	A	Creighton	61 66	71	H	South Dakota	48 62	116	A	Missouri St.	71 94
				41	A	South Dakota St.	64 96	80	A	New Mexico	62 76	116	H	Missouri St.	72 58
				44	A	Houston	55 73	98	A	Tulane	64 56	168	H	Tulsa	62 67
				44	H	Houston	62 73					177	N	UC Irvine	76 53
				47	A	UCF	53 59					178	A	Memphis	77 64
												178	H	Memphis	69 61
												200	N	Illinois	67 68
												214	H	SMU	66 43
												218	A	East Carolina	67 77
												258	H	UMKC	72 63
												279	H	Alcorn	87 46
												345	H	Chicago St.	66 63

LAST 12 Division I GAMES:															
				44	H	Houston	62 73	178	H	Memphis	69 61				
				218	A	East Carolina	67 77	47	A	UCF	53 59				
				178	A	Memphis	77 64	44	A	Houston	55 73				
				27	H	South Fla.	64 56	168	H	Tulsa	62 67				
				214	H	SMU	66 43	41	A	South Dakota St.	64 96				
				98	A	Tulane	64 56	279	H	Alcorn	87 46				

Non-Div I Games:

Wichita St.

Average RPI Win:	225	WON-LOST	WINNING	LAST 10	STRENGTH OF	OPP. STRENGTH	TEAM	ADJ.	CONF.	ADJ CONF.
Average RPI Loss:	149	RECORD	PCT. RANK	GAMES	SCHEDULE	OF SCHEDULE	RPI	RPI	RPI	RPI
DIV. I ONLY	15- 7	74	5- 5	266	177	137	137	10	10	
DIV. I NON-CONF.	9- 2	34	0- 1	274	220	93	93	12	12	

TOTALS	RPI 1-25	RPI 26-50	W-L RECORDS	RPI 51-100	RPI 101-999	RPI 201+				
15- 7	0- 0	0- 0	OVERALL	1- 3	14- 4	12- 3				
8- 4	0- 0	0- 0	HOME	1- 2	7- 2	6- 2				
7- 3	0- 0	0- 0	AWAY	0- 1	7- 2	6- 1				
0- 0	0- 0	0- 0	NEUTRAL	0- 0	0- 0	0- 0				
9- 2	0- 0	0- 0	NON-CONFERENCE	0- 1	9- 1	7- 1				
5- 1	0- 0	0- 0	HOME	0- 0	5- 1	4- 1				
4- 1	0- 0	0- 0	AWAY	0- 1	4- 0	3- 0				
0- 0	0- 0	0- 0	NEUTRAL	0- 0	0- 0	0- 0				
6- 5	0- 0	0- 0	CONFERENCE	1- 2	5- 3	5- 2				
3- 3	0- 0	0- 0	HOME	1- 2	2- 1	2- 1				
3- 2	0- 0	0- 0	AWAY	0- 0	3- 2	3- 1				
0- 0	0- 0	0- 0	NEUTRAL	0- 0	0- 0	0- 0				

RPI 1-25				RPI 26-50				RPI 51-100				RPI 101+ Team's RPI: 137			
RPI	S	Opponent	Score	RPI	S	Opponent	Score	RPI	S	Opponent	Score	RPI	S	Opponent	Score
								57	H	Drexel	58 65	129	A	Saint Francis (PA)	92 86
								59	A	St. John's (NY)	81 92	134	A	Northeastern	46 64
								67	H	El on	81 75	153	H	Davi dson	73 55
								82	H	James Madi son	41 86	207	A	Ri chmond	78 64
												216	H	Norfol k St.	74 80
												218	A	East Carol ina	71 65
												228	H	Loyol a Maryl and	70 49
												230	A	Hofstra	54 65
												230	H	Hofstra	63 53
												241	A	Howard	83 71
												253	H	Fair field	57 47
												260	A	Col. of Charleston	68 54
												260	H	Col. of Charleston	79 66
												263	A	Towson	75 63
												263	H	Towson	66 67
												264	A	UNCW	66 53
												296	H	USC Upstate	83 63
												311	H	Ol d Domi ni on	75 58
LAST 12 Division I GAMES:															
263	A	Towson	75 63	67	H	El on	81 75								
82	H	James Madi son	41 86	263	H	Towson	66 67								
230	H	Hofstra	63 53	57	H	Drexel	58 65								
260	H	Col. of Charleston	79 66	264	A	UNCW	66 53								
134	A	Northeastern	46 64	260	A	Col. of Charleston	68 54								
230	A	Hofstra	54 65	216	H	Norfol k St.	74 80								

Non-Div I Games:

William & Mary

Average RPI Win:	349	WON-LOST	WINNING	LAST 10	STRENGTH OF	OPP. STRENGTH	TEAM	ADJ.	CONF.	ADJ CONF.
Average RPI Loss:	198	RECORD	PCT. RANK	GAMES	SCHEDULE	OF SCHEDULE	RPI	RPI	RPI	RPI
DIV. I ONLY	1- 19	345	1- 9	238	320	339	339	28	28	
DIV. I NON-CONF.	0- 10	337	0- 2	206	259	339	339	28	28	

TOTALS	RPI 1-25	RPI 26-50	W-L RECORDS	RPI 51-100	RPI 101-999	RPI 201+				
1- 19	0- 1	0- 1	OVERALL	0- 2	1- 15	1- 11				
1- 8	0- 0	0- 1	HOME	0- 0	1- 7	1- 5				
0- 11	0- 1	0- 0	AWAY	0- 2	0- 8	0- 6				
0- 0	0- 0	0- 0	NEUTRAL	0- 0	0- 0	0- 0				
0- 10	0- 1	0- 1	NON-CONFERENCE	0- 2	0- 6	0- 5				
0- 4	0- 0	0- 1	HOME	0- 0	0- 3	0- 2				
0- 6	0- 1	0- 0	AWAY	0- 2	0- 3	0- 3				
0- 0	0- 0	0- 0	NEUTRAL	0- 0	0- 0	0- 0				
1- 9	0- 0	0- 0	CONFERENCE	0- 0	1- 9	1- 6				
1- 4	0- 0	0- 0	HOME	0- 0	1- 4	1- 3				
0- 5	0- 0	0- 0	AWAY	0- 0	0- 5	0- 3				
0- 0	0- 0	0- 0	NEUTRAL	0- 0	0- 0	0- 0				

RPI 1-25				RPI 26-50				RPI 51-100				RPI 101+ Team's RPI: 339			
RPI	S	Opponent	Score	RPI	S	Opponent	Score	RPI	S	Opponent	Score	RPI	S	Opponent	Score
19	A	Duke	30 101	48	H	Duquesne	54 81	58	A	Mercer	45 93	108	A	Liberty	37 63
								67	A	Elon	37 98	144	H	ETSU	63 74
												150	H	High Point	58 79
												175	A	Radford	52 78
												217	A	Akron	43 69
												219	H	Gardner-Webb	59 66
												242	H	Campbell	48 72
												246	A	UNC Asheville	51 63
												246	H	UNC Asheville	48 70
												259	A	Presbyterian	45 78
												271	H	Wofford	68 73
												315	A	Charleston So.	45 81
												323	H	South Carolina St.	37 65
												329	A	Tennessee Tech	41 70
												331	A	Marshall	40 70
												349	H	Longwood	69 60

LAST 12 Division I GAMES:															
246	A	UNC Asheville	51 63	150	H	High Point	58 79								
349	H	Longwood	69 60	108	A	Liberty	37 63								
219	H	Gardner-Webb	59 66	242	H	Campbell	48 72								
259	A	Presbyterian	45 78	175	A	Radford	52 78								
246	H	UNC Asheville	48 70	329	A	Tennessee Tech	41 70								
315	A	Charleston So.	45 81	58	A	Mercer	45 93								

Non-Div I Games: N. C. Wesleyan 94 50

Winthrop

Average RPI Win:	211	WON-LOST	WINNING	LAST 10	STRENGTH OF	OPP. STRENGTH	TEAM	ADJ.	CONF.	ADJ CONF.
Average RPI Loss:	60	RECORD	PCT. RANK	GAMES	SCHEDULE	OF SCHEDULE	RPI	RPI	RPI	RPI
DIV. I ONLY	9- 16	253	2- 8	74	44	186	186	3	3	
DIV. I NON-CONF.	7- 6	165	0- 0	188	60	162	162	4	4	

TOTALS	RPI 1-25	RPI 26-50	W-L RECORDS	RPI 51-100	RPI 101-999	RPI 201+				
9- 16	0- 4	0- 4	OVERALL	0- 5	9- 3	3- 0				
6- 8	0- 4	0- 1	HOME	0- 2	6- 1	3- 0				
2- 7	0- 0	0- 2	AWAY	0- 3	2- 2	0- 0				
1- 1	0- 0	0- 1	NEUTRAL	0- 0	1- 0	0- 0				
7- 6	0- 1	0- 2	NON-CONFERENCE	0- 1	7- 2	3- 0				
5- 2	0- 1	0- 0	HOME	0- 0	5- 1	3- 0				
1- 3	0- 0	0- 1	AWAY	0- 1	1- 1	0- 0				
1- 1	0- 0	0- 1	NEUTRAL	0- 0	1- 0	0- 0				
2- 10	0- 3	0- 2	CONFERENCE	0- 4	2- 1	0- 0				
1- 6	0- 3	0- 1	HOME	0- 2	1- 0	0- 0				
1- 4	0- 0	0- 1	AWAY	0- 2	1- 1	0- 0				
0- 0	0- 0	0- 0	NEUTRAL	0- 0	0- 0	0- 0				

RPI 1-25				RPI 26-50				RPI 51-100				RPI 101+ Team's RPI: 186			
RPI	S	Opponent	Score	RPI	S	Opponent	Score	RPI	S	Opponent	Score	RPI	S	Opponent	Score
5	H	Ohio St.	55 68	31	A	Marquette	65 88	52	A	Minnesota	65 90	111	A	George Washington	46 61
13	H	Green Bay	34 67	34	H	Michigan	57 80	52	H	Minnesota	61 71	115	H	Milwaukee	64 67
18	H	Maryland	44 71	35	A	Purdue	35 57	70	A	Indiana	55 69	123	N	Vanderbilt	73 71
23	H	Iowa	46 56	38	N	Syracuse	74 77	81	H	Penn St.	62 69	146	A	Pittsburgh	58 57
								97	A	Butler	62 69	167	H	Southern U.	77 74
												176	H	Charlotte	80 66
												191	A	Northwestern	60 69
												191	H	Northwestern	58 46
												200	A	Illinois	70 61
												232	H	La Salle	71 60
												321	H	UTRGV	82 54
												340	H	Savannah St.	82 24

LAST 12 Division I GAMES:															
5	H	Ohio St.	55 68	81	H	Penn St.	62 69								
52	H	Minnesota	61 71	191	A	Northwestern	60 69								
200	A	Illinois	70 61	18	H	Maryland	44 71								
70	A	Indiana	55 69	34	H	Michigan	57 80								
191	H	Northwestern	58 46	35	A	Purdue	35 57								
52	A	Minnesota	65 90	23	H	Iowa	46 56								

Non-Div I Games:

Wisconsin

Average RPI Win:	263	WON-LOST	WINNING	LAST 10	STRENGTH OF	OPP. STRENGTH	TEAM	ADJ.	CONF.	ADJ CONF.
Average RPI Loss:	169	RECORD	PCT. RANK	GAMES	SCHEDULE	OF SCHEDULE	RPI	RPI	RPI	RPI
DIV. I ONLY	7- 14	263	3- 6	231	221	271	271	17	17	
DIV. I NON-CONF.	4- 8	239	1- 1	313	300	307	307	16	16	

TOTALS	RPI 1-25	RPI 26-50	W-L RECORDS	RPI 51-100	RPI 101-999	RPI 201+				
7- 14	0- 2	0- 0	OVERALL	0- 3	7- 9	5- 7				
5- 6	0- 0	0- 0	HOME	0- 2	5- 4	3- 3				
2- 8	0- 2	0- 0	AWAY	0- 1	2- 5	2- 4				
0- 0	0- 0	0- 0	NEUTRAL	0- 0	0- 0	0- 0				
4- 8	0- 2	0- 0	NON-CONFERENCE	0- 0	4- 6	4- 6				
3- 3	0- 0	0- 0	HOME	0- 0	3- 3	3- 3				
1- 5	0- 2	0- 0	AWAY	0- 0	1- 3	1- 3				
0- 0	0- 0	0- 0	NEUTRAL	0- 0	0- 0	0- 0				
3- 6	0- 0	0- 0	CONFERENCE	0- 3	3- 3	1- 1				
2- 3	0- 0	0- 0	HOME	0- 2	2- 1	0- 0				
1- 3	0- 0	0- 0	AWAY	0- 1	1- 2	1- 1				
0- 0	0- 0	0- 0	NEUTRAL	0- 0	0- 0	0- 0				

RPI 1-25				RPI 26-50				RPI 51-100				RPI 101+ Team's RPI: 271			
RPI	S	Opponent	Score	RPI	S	Opponent	Score	RPI	S	Opponent	Score	RPI	S	Opponent	Score
20	A	Georgia	56 95					58	A	Mercer	39 80	144	H	ETSU	58 61
21	A	South Carolina	60 94					58	H	Mercer	46 71	166	A	Samford	77 81
								92	H	Chattanooga	47 54	166	H	Samford	58 46
												188	H	Furman	79 48
												219	A	Gardner-Webb	55 73
												231	A	UNCG	51 66
												233	H	Omaha	60 64
												239	H	North Florida	69 57
												246	H	UNC Asheville	70 68
												260	A	Col. of Charleston	51 59
												264	H	UNCW	60 65
												280	A	Coastal Caro.	51 67
												315	H	Charleston So.	45 68
												326	A	Western Caro.	54 48
												334	H	N. C. Central	77 56
												339	A	Winthrop	73 68

LAST 12 Division I GAMES:															
58	A	Mercer	39 80	231	A	UNCG	51 66								
166	A	Samford	77 81	166	H	Samford	58 46								
188	H	Furman	79 48	58	H	Mercer	46 71								
144	H	ETSU	58 61	239	H	North Florida	69 57								
92	H	Chattanooga	47 54	315	H	Charleston So.	45 68								
326	A	Western Caro.	54 48	280	A	Coastal Caro.	51 67								

Non-Div I Games: Bob Jones 96 54 Brevard 85 46 Southern Wesleyan 104 57

Wofford

Average RPI Win:	230	WON-LOST	WINNING	LAST 10	STRENGTH OF	OPP. STRENGTH	TEAM	ADJ.	CONF.	ADJ CONF.
Average RPI Loss:	69	RECORD	PCT. RANK	GAMES	SCHEDULE	OF SCHEDULE	RPI	RPI	RPI	RPI
DIV. I ONLY	14- 8	96	6- 4	146	160	93	93	11	11	
DIV. I NON-CONF.	7- 3	74	0- 0	251	164	99	99	13	13	
<hr/>										
TOTALS	RPI 1-25	RPI 26-50	W-L RECORDS	RPI 51-100	RPI 101-999	RPI 201+				
14- 8	0- 4	0- 0	OVERALL	1- 1	13- 3	10- 0				
6- 2	0- 1	0- 0	HOME	0- 1	6- 0	5- 0				
6- 5	0- 3	0- 0	AWAY	1- 0	5- 2	4- 0				
2- 1	0- 0	0- 0	NEUTRAL	0- 0	2- 1	1- 0				
7- 3	0- 2	0- 0	NON-CONFERENCE	1- 0	6- 1	4- 0				
3- 0	0- 0	0- 0	HOME	0- 0	3- 0	3- 0				
2- 2	0- 2	0- 0	AWAY	1- 0	1- 0	0- 0				
2- 1	0- 0	0- 0	NEUTRAL	0- 0	2- 1	1- 0				
7- 5	0- 2	0- 0	CONFERENCE	0- 1	7- 2	6- 0				
3- 2	0- 1	0- 0	HOME	0- 1	3- 0	2- 0				
4- 3	0- 1	0- 0	AWAY	0- 0	4- 2	4- 0				
0- 0	0- 0	0- 0	NEUTRAL	0- 0	0- 0	0- 0				

RPI 1-25				RPI 26-50				RPI 51-100 Team's RPI: 93				RPI 101+			
RPI	S	Opponent	Score	RPI	S	Opponent	Score	RPI	S	Opponent	Score	RPI	S	Opponent	Score
13	A	Green Bay	68 75					64	H	IUPUI	61 64	115	A	Milwaukee	53 59
13	H	Green Bay	51 58					68	A	Belmont	91 81	115	H	Milwaukee	56 51
16	A	Missouri	80 82									124	A	Cleveland St.	70 71
20	A	Georgia	71 87									139	A	Kent St.	72 60
												157	N	Stetson	64 59
												187	N	Providence	69 74
												204	A	Oakland	77 57
												207	N	Richmond	85 69
												225	A	Youngstown St.	69 59
												225	H	Youngstown St.	73 50
												238	A	Northern Ky.	68 63
												309	A	Detroit Mercy	88 60
												314	H	Ill. -Chicago	60 50
												329	H	Tennessee Tech	82 59
												345	H	Chicago St.	84 39
												347	H	Eastern Ill.	81 46
<hr/>															
LAST 12 Division I GAMES:															
13	A	Green Bay	68 75	225	H	Youngstown St.	73 50								
115	A	Milwaukee	53 59	238	A	Northern Ky.	68 63								
225	A	Youngstown St.	69 59	309	A	Detroit Mercy	88 60								
124	A	Cleveland St.	70 71	204	A	Oakland	77 57								
64	H	IUPUI	61 64	115	H	Milwaukee	56 51								
314	H	Ill. -Chicago	60 50	13	H	Green Bay	51 58								

Non-Div I Games: Northwestern Ohio 106 52 Cincinnati Christian 99 36

Wright St.

W
Y
o
m
i
n
g

Wyoming				Through Games Of Feb. 5, 2018											
Average RPI Win:		179	WON-LOST	WINNING	LAST 10	STRENGTH OF	OPP. STRENGTH	TEAM	ADJ.	CONF.	ADJ CONF.				
Average RPI Loss:		138	RECORD	PCT. RANK	GAMES	SCHEDULE	OF SCHEDULE	RPI	RPI	RPI	RPI				
DIV. I ONLY	12- 7	105	7- 3	62	206	78	78	16	16						
DIV. I NON-CONF.	5- 4	146	0- 1	28	282	67	67	14	14						

TOTALS	RPI 1-25	RPI 26-50	W-L RECORDS	RPI 51-100	RPI 101-999	RPI 201+									
12- 7	0- 1	0- 0	OVERALL	2- 1	10- 5	3- 2									
7- 1	0- 0	0- 0	HOME	2- 0	5- 1	3- 0									
5- 4	0- 1	0- 0	AWAY	0- 0	5- 3	0- 2									
0- 2	0- 0	0- 0	NEUTRAL	0- 1	0- 1	0- 0									
5- 4	0- 1	0- 0	NON-CONFERENCE	1- 1	4- 2	1- 1									
3- 0	0- 0	0- 0	HOME	1- 0	2- 0	1- 0									
2- 2	0- 1	0- 0	AWAY	0- 0	2- 1	0- 1									
0- 2	0- 0	0- 0	NEUTRAL	0- 1	0- 1	0- 0									
7- 3	0- 0	0- 0	CONFERENCE	1- 0	6- 3	2- 1									
4- 1	0- 0	0- 0	HOME	1- 0	3- 1	2- 0									
3- 2	0- 0	0- 0	AWAY	0- 0	3- 2	0- 1									
0- 0	0- 0	0- 0	NEUTRAL	0- 0	0- 0	0- 0									

RPI 1-25				RPI 26-50				RPI 51-100				Team's RPI: 78			
RPI S	Opponent		Score	RPI S	Opponent		Score	RPI S	Opponent		Score	RPI S	Opponent		Score
19	A	Duke	40 63					64	N	IUPUI	59 65	112	A	Col orado St.	53 49
								80	H	New Mexico	66 55	112	H	Col orado St.	53 64
								86	H	Drake	75 61	147	A	Fresno St.	47 60
												154	N	UNI	40 55
												162	A	Idaho	70 64
												171	H	Idaho St.	61 53
												190	A	Nevada	65 62
												190	H	Nevada	66 60
												193	A	Boise St.	66 51
												197	A	Denver	61 51
												222	A	Montana St.	46 50
												226	H	Montana	67 62
												249	H	San Jose St.	58 46
												250	A	San Diego St.	62 68
												290	H	Utah St.	61 44

LAST 12 Division I GAMES:															
147	A	Fresno St.	47 60	80	H	New Mexico	66 55	193	A	Boise St.	66 51	190	H	Nevada	66 60
112	H	Col orado St.	53 64	193	A	Boise St.	66 51	190	H	Nevada	66 60	250	A	San Diego St.	62 68
249	H	San Jose St.	58 46	190	H	Nevada	66 60	19	A	Duke	40 63	162	A	Idaho	70 64
190	A	Nevada	65 62	250	A	San Diego St.	62 68								
290	H	Utah St.	61 44												
112	A	Col orado St.	53 49	162	A	Idaho	70 64								

Non-Div I Games:				Col o. Christian				Adams St.				Wyoming			
				62 33				73 47							

W
Y
o
m
i
n
g

Loss, Non-Conf, S Site, H Home A Away N Neutral

Page 346

Average RPI Win:	221	WON-LOST	WINNING	LAST 10	STRENGTH OF	OPP. STRENGTH	TEAM	ADJ.	CONF.	ADJ CONF.
Average RPI Loss:	70	RECORD	PCT. RANK	GAMES	SCHEDULE	OF SCHEDULE	RPI	RPI	RPI	RPI
DIV. I ONLY	9- 15	245	1- 9	118	76	208	208	6	6	
DIV. I NON-CONF.	7- 4	102	0- 0	228	248	166	166	6	6	

TOTALS	RPI 1-25	RPI 26-50	W-L RECORDS	RPI 51-100	RPI 101-999	RPI 201+				
9- 15	0- 2	0- 4	OVERALL	1- 5	8- 4	4- 0				
7- 6	0- 0	0- 2	HOME	0- 2	7- 2	4- 0				
1- 8	0- 1	0- 2	AWAY	1- 3	0- 2	0- 0				
1- 1	0- 1	0- 0	NEUTRAL	0- 0	1- 0	0- 0				
7- 4	0- 1	0- 0	NON-CONFERENCE	0- 1	7- 2	4- 0				
6- 1	0- 0	0- 0	HOME	0- 0	6- 1	4- 0				
0- 2	0- 0	0- 0	AWAY	0- 1	0- 1	0- 0				
1- 1	0- 1	0- 0	NEUTRAL	0- 0	1- 0	0- 0				
2- 11	0- 1	0- 4	CONFERENCE	1- 4	1- 2	0- 0				
1- 5	0- 0	0- 2	HOME	0- 2	1- 1	0- 0				
1- 6	0- 1	0- 2	AWAY	1- 2	0- 1	0- 0				
0- 0	0- 0	0- 0	NEUTRAL	0- 0	0- 0	0- 0				

RPI 1-25				RPI 26-50				RPI 51-100				RPI 101+ Team's RPI: 208			
RPI	S	Opponent	Score	RPI	S	Opponent	Score	RPI	S	Opponent	Score	RPI	S	Opponent	Score
16	N	Missouri	48 74	26	A	Villanova	57 75	52	A	Minnesota	62 74	102	H	Wake Forest	57 62
24	A	DePaul	48 79	26	H	Villanova	50 89	59	A	St. John's (NY)	36 70	125	A	Georgetown	60 65
				31	A	Marquette	67 88	59	H	St. John's (NY)	63 67	125	H	Georgetown	48 65
				39	H	Creighton	64 71	94	A	Seton Hall	53 58	142	H	Cincinnati	53 50
								94	H	Seton Hall	51 62	181	A	Bowling Green	53 63
								97	A	Butler	69 62	185	H	New Hampshire	71 66
												187	H	Providence	68 59
												188	N	Furman	75 62
												245	H	Grambling	72 67
												283	H	Mt. St. Mary's	66 45
												318	H	Fort Wayne	62 50
												343	H	Florida A&M	70 52

LAST 12 Division I GAMES:															
59	A	St. John's (NY)	36 70	31	A	Marquette	67 88								
94	A	Seton Hall	53 58	24	A	DePaul	48 79								
125	H	Georgetown	48 65	94	H	Seton Hall	51 62								
26	H	Villanova	50 89	59	H	St. John's (NY)	63 67								
39	H	Creighton	64 71	26	A	Villanova	57 75								
187	H	Providence	68 59	125	A	Georgetown	60 65								

Non-Div I Games:

Xavier

Average RPI Win:	186	WON-LOST	WINNING	LAST 10	STRENGTH OF	OPP. STRENGTH	TEAM	ADJ.	CONF.	ADJ CONF.
Average RPI Loss:	120	RECORD	PCT. RANK	GAMES	SCHEDULE	OF SCHEDULE	RPI	RPI	RPI	RPI
DIV. I ONLY	10- 9	155	4- 6	85	163	118	118	9	9	
DIV. I NON-CONF.	7- 6	165	3- 3	244	205	180	180	9	9	

TOTALS	RPI 1-25	RPI 26-50	W-L RECORDS	RPI 51-100	RPI 101-999	RPI 201+				
10- 9	0- 0	1- 0	OVERALL	1- 4	8- 5	5- 0				
4- 4	0- 0	1- 0	HOME	0- 2	3- 2	2- 0				
6- 3	0- 0	0- 0	AWAY	1- 1	5- 2	3- 0				
0- 2	0- 0	0- 0	NEUTRAL	0- 1	0- 1	0- 0				
7- 6	0- 0	0- 0	NON-CONFERENCE	1- 2	6- 4	5- 0				
2- 3	0- 0	0- 0	HOME	0- 1	2- 2	2- 0				
5- 1	0- 0	0- 0	AWAY	1- 0	4- 1	3- 0				
0- 2	0- 0	0- 0	NEUTRAL	0- 1	0- 1	0- 0				
3- 3	0- 0	1- 0	CONFERENCE	0- 2	2- 1	0- 0				
2- 1	0- 0	1- 0	HOME	0- 1	1- 0	0- 0				
1- 2	0- 0	0- 0	AWAY	0- 1	1- 1	0- 0				
0- 0	0- 0	0- 0	NEUTRAL	0- 0	0- 0	0- 0				

RPI	S	Opponent	Score	RPI	S	Opponent	Score	RPI	S	Opponent	Score	RPI	S	Opponent	Score	Team's RPI: 118
				45	H	Princeton	73 59	54	A	TCU	82 72	113	A	Dartmouth	57 39	
								69	N	UC Davis	61 71	114	A	Brown	71 81	
								70	H	Indiana	68 72	114	H	Brown	77 63	
								72	A	Harvard	73 97	138	A	Kansas	75 81	
								90	H	Penn	54 69	145	A	Binghamton	73 69	
												160	N	Hartford	70 78	
												182	H	Army West Point	65 82	
												187	H	Providence	51 55	
												210	A	Stony Brook	77 71	
												272	H	Colgate	82 56	
												277	H	LIU Brooklyn	62 51	
												288	A	Central Conn. St.	75 62	
												344	A	Saint Peter's	70 49	
LAST 12 Division I GAMES:																
				90	H	Penn	54 69	160	N	Hartford	70 78					
				45	H	Princeton	73 59	69	N	UC Davis	61 71					
				113	A	Dartmouth	57 39	70	H	Indiana	68 72					
				72	A	Harvard	73 97	344	A	Saint Peter's	70 49					
				114	A	Brown	71 81	288	A	Central Conn. St.	75 62					
				114	H	Brown	77 63	210	A	Stony Brook	77 71					

Non-Div I Games:

Yale

Average RPI Win:	265	WON-LOST	WINNING	LAST 10	STRENGTH OF	OPP. STRENGTH	TEAM	ADJ.	CONF.	ADJ CONF.
Average RPI Loss:	120	RECORD	PCT. RANK	GAMES	SCHEDULE	OF SCHEDULE	RPI	RPI	RPI	RPI
DIV. I ONLY	8- 13	241	5- 5	199	167	225	225	11	11	
DIV. I NON-CONF.	2- 7	286	0- 0	234	212	278	278	13	13	
<hr/>										
TOTALS	RPI 1-25	RPI 26-50	W-L RECORDS	RPI 51-100	RPI 101-999	RPI 201+				
8- 13	0- 1	0- 0	OVERALL	0- 4	8- 8	7- 2				
4- 5	0- 0	0- 0	HOME	0- 2	4- 3	4- 1				
4- 8	0- 1	0- 0	AWAY	0- 2	4- 5	3- 1				
0- 0	0- 0	0- 0	NEUTRAL	0- 0	0- 0	0- 0				
2- 7	0- 0	0- 0	NON-CONFERENCE	0- 1	2- 6	2- 1				
1- 2	0- 0	0- 0	HOME	0- 0	1- 2	1- 0				
1- 5	0- 0	0- 0	AWAY	0- 1	1- 4	1- 1				
0- 0	0- 0	0- 0	NEUTRAL	0- 0	0- 0	0- 0				
6- 6	0- 1	0- 0	CONFERENCE	0- 3	6- 2	5- 1				
3- 3	0- 0	0- 0	HOME	0- 2	3- 1	3- 1				
3- 3	0- 1	0- 0	AWAY	0- 1	3- 1	2- 0				
0- 0	0- 0	0- 0	NEUTRAL	0- 0	0- 0	0- 0				

RPI 1-25				RPI 26-50				RPI 51-100				RPI 101+ Team's RPI: 225			
RPI	S	Opponent	Score	RPI	S	Opponent	Score	RPI	S	Opponent	Score	RPI	S	Opponent	Score
13	A	Green Bay	56 65					64	H	IUPUI	43 65	115	A	Milwaukee	61 62
								66	A	American	72 78	124	A	Cleveland St.	66 52
								93	A	Wright St.	50 73	129	A	Saint Francis (PA)	65 79
								93	H	Wright St.	59 69	136	H	Bucknell	60 66
												139	H	Kent St.	44 55
												146	A	Pittsburgh	58 66
												148	A	Robert Morris	52 84
												204	A	Oakland	86 76
												204	H	Oakland	48 58
												217	A	Akron	58 75
												238	H	Northern Ky.	54 51
												295	A	Loyola Chi cago	73 49
												309	A	Detroit Mercy	72 52
												309	H	Detroit Mercy	76 59
												314	H	Ill. -Chi cago	76 63
												324	H	Northern Ari z.	69 67
<hr/>															
LAST 12 Division I GAMES:															
309	A	Detroit Mercy	72 52	115	A	Milwaukee	61 62								
204	A	Oakland	86 76	13	A	Green Bay	56 65								
93	H	Wright St.	59 69	64	H	IUPUI	43 65								
238	H	Northern Ky.	54 51	314	H	Ill. -Chi cago	76 63								
124	A	Cleveland St.	66 52	204	H	Oakland	48 58								
93	A	Wright St.	50 73	309	H	Detroit Mercy	76 59								

Non-Div I Games: Ohio Valley 86 59 Penn St. -Beaver 97 40

Youngstown St.