

Average RPI Win:	298	WON-LOST	WINNING	LAST 10	STRENGTH OF	OPP. STRENGTH	TEAM	ADJ.	CONF.	ADJ CONF.
Average RPI Loss:	181	RECORD	PCT. RANK	GAMES	SCHEDULE	OF SCHEDULE	RPI	RPI	RPI	RPI
DIV. I ONLY	5- 14	292	4- 6	186	345	305	305	27	27	
DIV. I NON-CONF.	1- 7	313	0- 1	54	347	294	294	27	27	
TOTALS	RPI 1-25	RPI 26-50	W-L RECORDS	RPI 51-100	RPI 101-150	RPI 150+				
5- 14	0- 1	0- 0	OVERALL	0- 1	0- 4	5- 8				
4- 4	0- 0	0- 0	HOME	0- 1	0- 2	4- 1				
1- 9	0- 1	0- 0	AWAY	0- 0	0- 2	1- 6				
0- 1	0- 0	0- 0	NEUTRAL	0- 0	0- 0	0- 1				
1- 7	0- 1	0- 0	NON-CONFERENCE	0- 1	0- 0	1- 5				
1- 2	0- 0	0- 0	HOME	0- 1	0- 0	1- 1				
0- 4	0- 1	0- 0	AWAY	0- 0	0- 0	0- 3				
0- 1	0- 0	0- 0	NEUTRAL	0- 0	0- 0	0- 1				
4- 7	0- 0	0- 0	CONFERENCE	0- 0	0- 4	4- 3				
3- 2	0- 0	0- 0	HOME	0- 0	0- 2	3- 0				
1- 5	0- 0	0- 0	AWAY	0- 0	0- 2	1- 3				
0- 0	0- 0	0- 0	NEUTRAL	0- 0	0- 0	0- 0				

RPI 1-25				RPI 26-50			RPI 51-100			RPI 101+			Team's RPI: 305
RPI	S	Opponent	Score	RPI	S	Opponent	RPI	S	Opponent	RPI	S	Opponent	Score
20	A	Texas A&M	55 84				87	H	Toledo	60	76	110	A SFA 56 64
												113	H Central Ark. 41 49
												128	A Lamar University 49 65
												131	H Abilene Christian 59 72
												176	A Rice 36 70
												180	A Texas St. 50 57
												196	A New Orleans 54 75
												207	H Texas Southern 64 61
												242	N UC Santa Barbara 60 66
												250	A UTRGV 46 55
												250	H UTRGV 65 68
												301	H Northwestern St. 60 51
												307	A Nicholls St. 54 74
												307	H Nicholls St. 65 60
												334	H Southeastern La. 77 61
												337	A Houston Baptist 51 56
												343	A Sam Houston St. 63 37
LAST 12 Division I GAMES:													
337	A	Houston Baptist	51 56	334	H	Southeastern La.	77 61						
131	H	Abilene Christian	59 72	301	H	Northwestern St.	60 51						
307	H	Nicholls St.	65 60	110	A	SFA	56 64						
128	A	Lamar University	49 65	307	A	Nicholls St.	54 74						
343	A	Sam Houston St.	63 37	196	A	New Orleans	54 75						
113	H	Central Ark.	41 49	250	A	UTRGV	46 55						

Non-Div I Games: Schreiner 73 44 Okla. Panhandle 66 40 Montana Tech 83 50

A&M-Corpus Christi

Loss, Non-Conf, S Site, H Home A Away N Neutral

Average RPI Win: <b>249</b>	WON-LOST	WINNING	LAST 10	STRENGTH OF	OPP. STRENGTH	TEAM	ADJ.	CONF.	ADJ CONF.
Average RPI Loss: <b>117</b>	RECORD	PCT. RANK	GAMES	SCHEDULE	OF SCHEDULE	RPI	RPI	RPI	RPI
DIV. I ONLY	12- 7	110	9- 1	189	259	131	131	27	27
DIV. I NON-CONF.	3- 6	230	1- 0	88	128	187	187	27	27
TOTALS	RPI 1-25	RPI 26-50	W-L RECORDS	RPI 51-100	RPI 101-150	RPI 150+			
12- 7	0- 2	0- 1	OVERALL	0- 0	2- 2	10- 2			
7- 2	0- 0	0- 0	HOME	0- 0	2- 1	5- 1			
4- 5	0- 2	0- 1	AWAY	0- 0	0- 1	4- 1			
1- 0	0- 0	0- 0	NEUTRAL	0- 0	0- 0	1- 0			
3- 6	0- 2	0- 1	NON-CONFERENCE	0- 0	0- 1	3- 2			
2- 1	0- 0	0- 0	HOME	0- 0	0- 0	2- 1			
0- 5	0- 2	0- 1	AWAY	0- 0	0- 1	0- 1			
1- 0	0- 0	0- 0	NEUTRAL	0- 0	0- 0	1- 0			
9- 1	0- 0	0- 0	CONFERENCE	0- 0	2- 1	7- 0			
5- 1	0- 0	0- 0	HOME	0- 0	2- 1	3- 0			
4- 0	0- 0	0- 0	AWAY	0- 0	0- 0	4- 0			
0- 0	0- 0	0- 0	NEUTRAL	0- 0	0- 0	0- 0			

RPI 1-25				RPI 26-50				RPI 51-100				RPI 101+ Team's RPI: 131			
RPI	S	Opponent	Score	RPI	S	Opponent	Score	RPI	S	Opponent	Score	RPI	S	Opponent	Score
5	A	Baylor	34 <b>79</b>	30	A	Missouri	46 <b>52</b>					110	H	SFA	61 <b>70</b>
20	A	Texas A&M	45 <b>71</b>									113	H	Central Ark.	83 76
												128	H	Lamar University	77 59
												150	A	UTSA	68 <b>71</b>
												165	H	Omaha	73 66
												192	A	Wichita St.	62 <b>81</b>
												196	H	New Orleans	68 55
												244	N	Murray St.	81 57
												250	H	UTRGV	70 54
												261	H	McNeese	77 65
												305	A	A&M-Corpus Christi	72 59
												307	A	Nicholls St.	89 73
												309	H	UMKC	68 <b>71</b>
												334	A	Southeastern La.	82 57
												336	A	Incarnate Word	75 66
												343	H	Sam Houston St.	78 56
LAST 12 Division I GAMES:															
343	H	Sam Houston St.	78 56	110	H	SFA	61 <b>70</b>								
305	A	A&M-Corpus Christi	72 59	113	H	Central Ark.	83 76								
261	H	McNeese	77 65	196	H	New Orleans	68 55								
336	A	Incarnate Word	75 66	334	A	Southeastern La.	82 57								
307	A	Nicholls St.	89 73	244	N	Murray St.	81 57								
128	H	Lamar University	77 59	192	A	Wichita St.	62 <b>81</b>								

Non-Div I Games: Harding 74 62 Sul Ross St. 106 58 Howard Payne 87 52

Abilene Christian

Loss, Non-Conf, S Site, H Home A Away N Neutral

Average RPI Win:	303	WON-LOST	WINNING	LAST 10	STRENGTH OF	OPP. STRENGTH	TEAM	ADJ.	CONF.	ADJ CONF.
Average RPI Loss:	163	RECORD	PCT. RANK	GAMES	SCHEDULE	OF SCHEDULE	RPI	RPI	RPI	RPI
DIV. I ONLY	3- 17	326	1- 9	191	267	314	314	13	13	
DIV. I NON-CONF.	2- 8	288	0- 2	262	333	320	320	15	15	
TOTALS	RPI 1-25	RPI 26-50	W-L RECORDS	RPI 51-100	RPI 101-150	RPI 150+				
3- 17	0- 0	0- 0	OVERALL	0- 3	0- 5	3- 9				
1- 9	0- 0	0- 0	HOME	0- 2	0- 4	1- 3				
2- 8	0- 0	0- 0	AWAY	0- 1	0- 1	2- 6				
0- 0	0- 0	0- 0	NEUTRAL	0- 0	0- 0	0- 0				
2- 8	0- 0	0- 0	NON-CONFERENCE	0- 1	0- 3	2- 4				
1- 4	0- 0	0- 0	HOME	0- 0	0- 3	1- 1				
1- 4	0- 0	0- 0	AWAY	0- 1	0- 0	1- 3				
0- 0	0- 0	0- 0	NEUTRAL	0- 0	0- 0	0- 0				
1- 9	0- 0	0- 0	CONFERENCE	0- 2	0- 2	1- 5				
0- 5	0- 0	0- 0	HOME	0- 2	0- 1	0- 2				
1- 4	0- 0	0- 0	AWAY	0- 0	0- 1	1- 3				
0- 0	0- 0	0- 0	NEUTRAL	0- 0	0- 0	0- 0				

RPI 1-25				RPI 26-50				RPI 51-100				RPI 101+				Team's RPI: 314	
RPI	S	Opponent	Score	RPI	S	Opponent	Score	RPI	S	Opponent	Score	RPI	S	Opponent	Score		
								66	H	Colorado St.	35	72	103	A	Wyoming	41	73
								80	H	UNLV	56	60	103	H	Wyoming	54	66
								88	A	Colorado	68	95	107	H	Vanderbilt	49	75
													109	H	Northern Colo.	44	71
													121	H	Navy	46	64
													167	A	Fresno St.	40	63
													167	H	Fresno St.	56	72
													172	A	Army West Point	47	75
													202	A	Utah St.	62	65
													206	A	San Jose St.	74	86
													228	H	Weber St.	61	76
													232	A	San Diego St.	62	59
													264	A	Eastern Mich.	44	65
													290	H	Nevada	51	56
													303	A	Denver	52	65
													331	H	Utah Valley	64	53
													346	A	Fairleigh Dickinson	56	48
LAST 12 Division I GAMES:																	
				103	A	Wyoming	41	73					167	A	Fresno St.	40	63
				167	H	Fresno St.	56	72					66	H	Colorado St.	35	72
				232	A	San Diego St.	62	59					202	A	Utah St.	62	65
				80	H	UNLV	56	60					103	H	Wyoming	54	66
				290	H	Nevada	51	56					264	A	Eastern Mich.	44	65
				206	A	San Jose St.	74	86					109	H	Northern Colo.	44	71

Non-Div I Games:

Air Force

■ Loss, 
 ■ Non-Conf, S Site, 
 ■ Home 
 ■ Away 
 N Neutral

Average RPI Win:	259	WON-LOST	WINNING	LAST 10	STRENGTH OF	OPP. STRENGTH	TEAM	ADJ.	CONF.	ADJ CONF.
Average RPI Loss:	125	RECORD	PCT. RANK	GAMES	SCHEDULE	OF SCHEDULE	RPI	RPI	RPI	RPI
DIV. I ONLY	7- 12	237	2- 8	177	213	209	209	10	10	
DIV. I NON-CONF.	5- 4	143	0- 1	264	205	168	168	11	11	
TOTALS	RPI 1-25	RPI 26-50	W-L RECORDS	RPI 51-100	RPI 101-150	RPI 150+				
7- 12	0- 0	0- 2	OVERALL	1- 3	0- 3	6- 4				
1- 6	0- 0	0- 1	HOME	0- 1	0- 2	1- 2				
6- 5	0- 0	0- 0	AWAY	1- 2	0- 1	5- 2				
0- 1	0- 0	0- 1	NEUTRAL	0- 0	0- 0	0- 0				
5- 4	0- 0	0- 1	NON-CONFERENCE	0- 2	0- 1	5- 0				
0- 2	0- 0	0- 0	HOME	0- 1	0- 1	0- 0				
5- 1	0- 0	0- 0	AWAY	0- 1	0- 0	5- 0				
0- 1	0- 0	0- 1	NEUTRAL	0- 0	0- 0	0- 0				
2- 8	0- 0	0- 1	CONFERENCE	1- 1	0- 2	1- 4				
1- 4	0- 0	0- 1	HOME	0- 0	0- 1	1- 2				
1- 4	0- 0	0- 0	AWAY	1- 1	0- 1	0- 2				
0- 0	0- 0	0- 0	NEUTRAL	0- 0	0- 0	0- 0				

RPI 1-25				RPI 26-50				RPI 51-100				RPI 101+				Team's RPI: 209	
RPI	S	Opponent	Score	RPI	S	Opponent	Score	RPI	S	Opponent	Score	RPI	S	Opponent	Score		
				26	N	Elon	62 65	59	H	Bucknell	47 61	108	H	Duquesne	57 67		
				45	H	Ohio	69 85	77	A	Northern Ill.	84 55	130	A	Ball St.	70 80		
								82	A	Central Mich.	62 89	130	H	Ball St.	63 90		
								83	A	Penn St.	71 84	164	A	Western Mich.	60 73		
												164	H	Western Mich.	57 73		
												238	A	Canisius	73 64		
												256	A	Bowling Green	50 86		
												256	H	Bowling Green	58 62		
												264	H	Eastern Mich.	80 62		
												282	A	Georgia St.	78 66		
												313	A	Eastern Ky.	63 57		
												315	A	Youngstown St.	76 74		
												323	A	Winthrop	80 59		
LAST 12 Division I GAMES:																	
				256	A	Bowling Green	50 86	45	H	Ohio	69 85						
				130	H	Ball St.	63 90	256	H	Bowling Green	58 62						
				264	H	Eastern Mich.	80 62	82	A	Central Mich.	62 89						
				164	H	Western Mich.	57 73	164	A	Western Mich.	60 73						
				77	A	Northern Ill.	84 55	26	N	Elon	62 65						
				130	A	Ball St.	70 80	282	A	Georgia St.	78 66						

Non-Div I Games: Ohio Christian 69 52 Malone 63 52

Akron

■ Loss, 
 ■ Non-Conf, 
 ■ S Site, 
 ■ H Home 
 ■ A Away 
 N Neutral

# Albama

A  
l  
a  
b  
a  
m  
a

Alabama

Page 5

Average RPI Win:	0	WON-LOST	WINNING	LAST 10	STRENGTH OF	OPP. STRENGTH	TEAM	ADJ.	CONF.	ADJ CONF.
Average RPI Loss:	235	RECORD	PCT. RANK	GAMES	SCHEDULE	OF SCHEDULE	RPI	RPI	RPI	RPI
DIV. I ONLY	0- 17	348	0- 10	329	332	349	349	30	30	
DIV. I NON-CONF.	0- 7	335	0- 2	220	229	342	342	30	30	
TOTALS	RPI 1-25	RPI 26-50	W-L RECORDS	RPI 51-100	RPI 101-150	RPI 150+				
0- 17	0- 0	0- 0	OVERALL	0- 2	0- 1	0- 14				
0- 6	0- 0	0- 0	HOME	0- 0	0- 0	0- 6				
0- 11	0- 0	0- 0	AWAY	0- 0	0- 0	0- 3				
0- 0	0- 0	0- 0	NEUTRAL	0- 0	0- 0	0- 0				
0- 7	0- 0	0- 0	NON-CONFERENCE	0- 2	0- 1	0- 4				
0- 0	0- 0	0- 0	HOME	0- 0	0- 0	0- 0				
0- 7	0- 0	0- 0	AWAY	0- 2	0- 1	0- 4				
0- 0	0- 0	0- 0	NEUTRAL	0- 0	0- 0	0- 0				
0- 10	0- 0	0- 0	CONFERENCE	0- 0	0- 0	0- 10				
0- 6	0- 0	0- 0	HOME	0- 0	0- 0	0- 6				
0- 4	0- 0	0- 0	AWAY	0- 0	0- 0	0- 4				
0- 0	0- 0	0- 0	NEUTRAL	0- 0	0- 0	0- 0				

RPI 1-25				RPI 26-50				RPI 51-100				RPI 101+ Team's RPI: 349			
RPI	S	Opponent	Score	RPI	S	Opponent	Score	RPI	S	Opponent	Score	RPI	S	Opponent	Score
								81	A	Western Ky.	32 96	116	A	Alabama	29 97
								86	A	North Carolina	35 80	207	A	Texas Southern	51 60
												212	H	Alabama St.	37 52
												227	A	Samford	37 61
												235	H	Southern U.	54 66
												244	A	Murray St.	49 81
												249	H	Grambling	53 68
												270	A	Evansville	54 63
												280	A	Mississippi Val.	58 60
												280	H	Mississippi Val.	52 58
												284	A	Southeast Mo. St.	47 75
												289	A	Prairie View	47 71
												294	A	Ark.-Pine Bluff	57 61
												302	H	Alcorn	57 73
												347	H	Jackson St.	54 64
LAST 12 Division I GAMES:															
280	H	Mississippi Val.	52 58	294	A	Ark.-Pine Bluff	57 61								
207	A	Texas Southern	51 60	280	A	Mississippi Val.	58 60								
289	A	Prairie View	47 71	249	H	Grambling	53 68								
302	H	Alcorn	57 73	347	H	Jackson St.	54 64								
235	H	Southern U.	54 66	270	A	Evansville	54 63								
212	H	Alabama St.	37 52	284	A	Southeast Mo. St.	47 75								

Non-Div I Games: Oakwood 68 65 Concordia (AL) 61 58

Alabama A&amp;M

Loss, Non-Conf, S Site, H Home A Away N Neutral

Average RPI Win:	299	WON-LOST	WINNING	LAST 10	STRENGTH OF	OPP. STRENGTH	TEAM	ADJ.	CONF.	ADJ CONF.
Average RPI Loss:	139	RECORD	PCT. RANK	GAMES	SCHEDULE	OF SCHEDULE	RPI	RPI	RPI	RPI
DIV. I ONLY	7- 12	237	7- 3	223	241	212	212	30	30	
DIV. I NON-CONF.	0- 9	335	0- 2	32	11	257	257	30	30	
TOTALS	RPI 1-25	RPI 26-50	W-L RECORDS	RPI 51-100	RPI 101-150	RPI 150+				
7- 12	0- 1	0- 3	OVERALL	0- 1	0- 2	7- 5				
3- 2	0- 0	0- 0	HOME	0- 0	0- 0	3- 2				
4- 10	0- 0	0- 0	AWAY	0- 0	0- 2	4- 1				
0- 0	0- 0	0- 0	NEUTRAL	0- 0	0- 0	0- 0				
0- 9	0- 1	0- 3	NON-CONFERENCE	0- 1	0- 2	0- 2				
0- 0	0- 0	0- 0	HOME	0- 0	0- 0	0- 0				
0- 9	0- 1	0- 3	AWAY	0- 1	0- 2	0- 2				
0- 0	0- 0	0- 0	NEUTRAL	0- 0	0- 0	0- 0				
7- 3	0- 0	0- 0	CONFERENCE	0- 0	0- 0	7- 3				
3- 2	0- 0	0- 0	HOME	0- 0	0- 0	3- 2				
4- 1	0- 0	0- 0	AWAY	0- 0	0- 0	4- 1				
0- 0	0- 0	0- 0	NEUTRAL	0- 0	0- 0	0- 0				

RPI 1-25				RPI 26-50				RPI 51-100				RPI 101+ Team's RPI: 212			
RPI	S	Opponent	Score	RPI	S	Opponent	Score	RPI	S	Opponent	Score	RPI	S	Opponent	Score
4	A	Mississippi St.	47 90	29	A	LSU	40 93	86	A	North Carolina	54 84	105	A	Troy	66 95
				31	A	Ohio St.	61 118					117	A	Southern Miss.	43 70
				42	A	Georgia Tech	48 70					207	A	Texas Southern	48 52
												227	A	Samford	49 63
												235	H	Southern U.	75 70
												249	H	Grambling	45 60
												272	A	Savannah St.	39 54
												280	A	Mississippi Val.	79 73
												289	A	Prairie View	75 61
												294	A	Ark.-Pine Bluff	74 62
												294	H	Ark.-Pine Bluff	51 52
												302	H	Alcorn	72 54
												347	H	Jackson St.	73 64
												349	A	Alabama A&M	52 37
LAST 12 Division I GAMES:															
294	H	Ark.-Pine Bluff	51 52	280	A	Mississippi Val.	79 73								
289	A	Prairie View	75 61	294	A	Ark.-Pine Bluff	74 62								
207	A	Texas Southern	48 52	347	H	Jackson St.	73 64								
235	H	Southern U.	75 70	249	H	Grambling	45 60								
302	H	Alcorn	72 54	29	A	LSU	40 93								
349	A	Alabama A&M	52 37	4	A	Mississippi St.	47 90								

Non-Div I Games: Mobile 84 45

Alabama St.

■ Loss, 
 ■ Non-Conf, 
 ■ S Site, 
 ■ Home 
 ■ A Away 
 N Neutral

Average RPI Win: <b>247</b>	WON-LOST	WINNING	LAST 10	STRENGTH OF	OPP. STRENGTH	TEAM	ADJ.	CONF.	ADJ CONF.
Average RPI Loss: <b>126</b>	RECORD	PCT. RANK	GAMES	SCHEDULE	OF SCHEDULE	RPI	RPI	RPI	RPI
DIV. I ONLY	<b>12- 10</b>	<b>147</b>	<b>7- 3</b>	<b>222</b>	<b>190</b>	<b>161</b>	<b>161</b>	<b>22</b>	<b>22</b>
DIV. I NON-CONF.	<b>5- 7</b>	<b>205</b>	<b>0- 2</b>	<b>167</b>	<b>144</b>	<b>183</b>	<b>183</b>	<b>22</b>	<b>22</b>
TOTALS	RPI 1-25	RPI 26-50	W-L RECORDS	RPI 51-100	RPI 101-150	RPI 150+			
12- 10	0- 2	0- 0	OVERALL	0- 2	0- 3	12- 3			
8- 1	0- 0	0- 0	HOME	0- 0	0- 0	8- 1			
4- 8	0- 1	0- 0	AWAY	0- 2	0- 3	4- 2			
0- 1	0- 1	0- 0	NEUTRAL	0- 0	0- 0	0- 0			
5- 7	0- 2	0- 0	NON-CONFERENCE	0- 1	0- 2	5- 2			
4- 0	0- 0	0- 0	HOME	0- 0	0- 0	4- 0			
1- 6	0- 1	0- 0	AWAY	0- 1	0- 2	1- 2			
0- 1	0- 1	0- 0	NEUTRAL	0- 0	0- 0	0- 0			
7- 3	0- 0	0- 0	CONFERENCE	0- 1	0- 1	7- 1			
4- 1	0- 0	0- 0	HOME	0- 0	0- 0	4- 1			
3- 2	0- 0	0- 0	AWAY	0- 1	0- 1	3- 0			
0- 0	0- 0	0- 0	NEUTRAL	0- 0	0- 0	0- 0			

RPI 1-25				RPI 26-50				RPI 51-100				RPI 101+ Team's RPI: 161			
RPI	S	Opponent	Score	RPI	S	Opponent	Score	RPI	S	Opponent	Score	RPI	S	Opponent	Score
16	A	Kentucky	46 <b>70</b>					67	A	St. John's (NY)	36 <b>54</b>	115	A	Fordham	82 <b>89</b>
21	N	Miami (FL)	53 <b>77</b>					94	A	New Hampshire	58 <b>71</b>	136	A	Maine	71 <b>84</b>
												149	A	Yale	53 <b>64</b>
												151	H	Hartford	82 71
												172	H	Army West Point	65 59
												183	H	Fairfield	59 45
												199	H	Siena	88 86
												205	A	Binghamton	67 61
												214	A	Dartmouth	61 <b>69</b>
												217	A	St. Bonaventure	59 <b>67</b>
												230	H	UMBC	56 <b>64</b>
												254	A	Stony Brook	75 57
												254	H	Stony Brook	64 54
												260	H	Vermont	64 53
												274	H	Boston U.	69 54
												338	A	UMass Lowell	79 60
												338	H	UMass Lowell	93 69
												340	A	Wagner	75 50
LAST 12 Division I GAMES:															
254	A	Stony Brook	75 57	230	H	UMBC	56 <b>64</b>								
338	A	UMass Lowell	79 60	94	A	New Hampshire	58 <b>71</b>								
151	H	Hartford	82 71	254	H	Stony Brook	64 54								
260	H	Vermont	64 53	338	H	UMass Lowell	93 69								
136	A	Maine	71 <b>84</b>	214	A	Dartmouth	61 <b>69</b>								
205	A	Binghamton	67 61	217	A	St. Bonaventure	59 <b>67</b>								

Non-Div I Games: Post 85 61

Albany (NY)

■ Loss, 
 ■ Non-Conf, 
 ■ S Site, 
 ■ H Home 
 ■ A Away 
 N Neutral



Average RPI Win: <b>306</b>	WON-LOST	WINNING	LAST 10	STRENGTH OF	OPP. STRENGTH	TEAM	ADJ.	CONF.	ADJ CONF.
Average RPI Loss: <b>169</b>	RECORD	PCT. RANK	GAMES	SCHEDULE	OF SCHEDULE	RPI	RPI	RPI	RPI
DIV. I ONLY	7- 14	257	1- 1	286	322	302	302	30	30
DIV. I NON-CONF.	0- 11	335	0- 1	138	203	325	325	30	30
TOTALS	RPI 1-25	RPI 26-50	W-L RECORDS	RPI 51-100	RPI 101-150	RPI 150+			
7- 14	0- 0	0- 0	OVERALL	0- 1	0- 6	7- 7			
5- 3	0- 0	0- 0	HOME	0- 0	0- 1	5- 2			
2- 10	0- 0	0- 0	AWAY	0- 0	0- 2	2- 2			
0- 1	0- 0	0- 0	NEUTRAL	0- 0	0- 0	0- 1			
0- 11	0- 0	0- 0	NON-CONFERENCE	0- 1	0- 6	0- 4			
0- 2	0- 0	0- 0	HOME	0- 0	0- 1	0- 1			
0- 8	0- 0	0- 0	AWAY	0- 1	0- 5	0- 2			
0- 1	0- 0	0- 0	NEUTRAL	0- 0	0- 0	0- 1			
7- 3	0- 0	0- 0	CONFERENCE	0- 0	0- 0	7- 3			
5- 1	0- 0	0- 0	HOME	0- 0	0- 0	5- 1			
2- 2	0- 0	0- 0	AWAY	0- 0	0- 0	2- 2			
0- 0	0- 0	0- 0	NEUTRAL	0- 0	0- 0	0- 0			

RPI 1-25			RPI 26-50			RPI 51-100			RPI 101+			Team's RPI: 302
RPI	S	Opponent	Score	RPI	S	Opponent	Score	RPI	S	Opponent	Score	
						61 A Texas Tech	37 90			113 A Central Ark.	45 59	
										113 H Central Ark.	57 71	
										116 A Alabama	43 93	
										117 A Southern Miss.	56 99	
										123 A Arizona	59 74	
										124 A TCU	39 95	
										163 A Houston	70 85	
										207 H Texas Southern	53 57	
										212 A Alabama St.	54 72	
										222 A Grand Canyon	44 77	
										235 H Southern U.	69 63	
										249 A Grambling	63 86	
										263 H Jacksonville St.	66 70	
										280 H Mississippi Val.	69 49	
										284 N Southeast Mo. St.	50 68	
										289 H Prairie View	62 55	
										294 H Ark.-Pine Bluff	70 48	
										347 A Jackson St.	70 53	
										347 H Jackson St.	74 51	
										349 A Alabama A&M	73 57	
LAST 12 Division I GAMES:												
						284 N Southeast Mo. St.	50 68			280 H Mississippi Val.	69 49	
						347 H Jackson St.	74 51			249 A Grambling	63 86	
						235 H Southern U.	69 63			347 A Jackson St.	70 53	
						349 A Alabama A&M	73 57			289 H Prairie View	62 55	
						212 A Alabama St.	54 72			207 H Texas Southern	53 57	
						294 H Ark.-Pine Bluff	70 48			163 A Houston	70 85	

Non-Div I Games:

Alcorn

■ Loss, 
 ■ Non-Conf, 
 ■ S Site, 
 ■ H Home 
 ■ A Away 
 N Neutral

Average RPI Win: <b>234</b>	WON-LOST	WINNING	LAST 10	STRENGTH OF	OPP. STRENGTH	TEAM	ADJ.	CONF.	ADJ CONF.
Average RPI Loss: <b>150</b>	RECORD	PCT. RANK	GAMES	SCHEDULE	OF SCHEDULE	RPI	RPI	RPI	RPI
DIV. I ONLY	<b>11- 11</b>	<b>168</b>	<b>7- 3</b>	<b>184</b>	<b>230</b>	<b>175</b>	<b>175</b>	<b>23</b>	<b>23</b>
DIV. I NON-CONF.	<b>3- 8</b>	<b>262</b>	<b>0- 1</b>	<b>112</b>	<b>194</b>	<b>225</b>	<b>225</b>	<b>25</b>	<b>25</b>
TOTALS	RPI 1-25	RPI 26-50	W-L RECORDS	RPI 51-100	RPI 101-150	RPI 150+			
11- 11	0- 0	0- 1	OVERALL	2- 2	0- 3	9- 5			
6- 3	0- 0	0- 0	HOME	2- 0	0- 2	4- 1			
5- 6	0- 0	0- 1	AWAY	0- 2	0- 0	5- 3			
0- 2	0- 0	0- 0	NEUTRAL	0- 0	0- 1	0- 1			
3- 8	0- 0	0- 1	NON-CONFERENCE	1- 1	0- 3	2- 3			
2- 2	0- 0	0- 0	HOME	1- 0	0- 2	1- 0			
1- 4	0- 0	0- 1	AWAY	0- 1	0- 0	1- 2			
0- 2	0- 0	0- 0	NEUTRAL	0- 0	0- 1	0- 1			
8- 3	0- 0	0- 0	CONFERENCE	1- 1	0- 0	7- 2			
4- 1	0- 0	0- 0	HOME	1- 0	0- 0	3- 1			
4- 2	0- 0	0- 0	AWAY	0- 1	0- 0	4- 1			
0- 0	0- 0	0- 0	NEUTRAL	0- 0	0- 0	0- 0			

RPI S	Opponent	Score	RPI S	Opponent	Score	RPI S	Opponent	Score	RPI S	Opponent	Score	Team's RPI: 175
28	A Michigan	33 82	52	H George Washington	66 61	112	H Delaware	55 56				
			59	A Bucknell	67 73	122	N VCU	62 68				
			59	H Bucknell	59 47	134	H William & Mary	34 48				
			83	A Penn St.	65 70	169	A La Salle	59 63				
						172	A Army West Point	51 53				
						181	A Hofstra	67 72				
						229	A Colgate	73 62				
						229	H Colgate	68 57				
						230	H UMBC	70 53				
						239	A Loyola Maryland	60 45				
						274	H Boston U.	73 62				
						282	N Georgia St.	58 59				
						304	H Holy Cross	60 61				
						310	A Lehigh	70 58				
						310	H Lehigh	68 51				
						315	A Youngstown St.	77 64				
						322	A Lafayette	76 52				
LAST 12 Division I GAMES:												
310	A Lehigh	70 58	274	H Boston U.	73 62							
59	H Bucknell	59 47	310	H Lehigh	68 51							
229	A Colgate	73 62	59	A Bucknell	67 73							
304	H Holy Cross	60 61	229	H Colgate	68 57							
322	A Lafayette	76 52	239	A Loyola Maryland	60 45							
172	A Army West Point	51 53	28	A Michigan	33 82							

Non-Div I Games:

American

■ Loss, 
 ■ Non-Conf, 
 ■ S Site, 
 ■ H Home 
 ■ A Away 
 N Neutral

Average RPI Win:	262	WON-LOST	WINNING	LAST 10	STRENGTH OF	OPP. STRENGTH	TEAM	ADJ.	CONF.	ADJ CONF.
Average RPI Loss:	118	RECORD	PCT. RANK	GAMES	SCHEDULE	OF SCHEDULE	RPI	RPI	RPI	RPI
DIV. I ONLY	9- 13	222	4- 6	138	218	186	186	21	21	
DIV. I NON-CONF.	5- 6	186	1- 0	135	198	158	158	19	19	
TOTALS	RPI 1-25	RPI 26-50	W-L RECORDS	RPI 51-100	RPI 101-150	RPI 150+				
9- 13	0- 2	0- 3	OVERALL	0- 2	0- 1	9- 5				
3- 5	0- 0	0- 1	HOME	0- 1	0- 1	3- 2				
5- 8	0- 2	0- 2	AWAY	0- 1	0- 0	5- 3				
1- 0	0- 0	0- 0	NEUTRAL	0- 0	0- 0	1- 0				
5- 6	0- 2	0- 1	NON-CONFERENCE	0- 0	0- 1	5- 2				
2- 2	0- 0	0- 0	HOME	0- 0	0- 1	2- 1				
2- 4	0- 2	0- 1	AWAY	0- 0	0- 0	2- 1				
1- 0	0- 0	0- 0	NEUTRAL	0- 0	0- 0	1- 0				
4- 7	0- 0	0- 2	CONFERENCE	0- 2	0- 0	4- 3				
1- 3	0- 0	0- 1	HOME	0- 1	0- 0	1- 1				
3- 4	0- 0	0- 1	AWAY	0- 1	0- 0	3- 2				
0- 0	0- 0	0- 0	NEUTRAL	0- 0	0- 0	0- 0				

RPI 1-25				RPI 26-50				RPI 51-100				RPI 101+ Team's RPI: 186			
RPI	S	Opponent	Score	RPI	S	Opponent	Score	RPI	S	Opponent	Score	RPI	S	Opponent	Score
14	A	Tennessee	66 92	42	A	Georgia Tech	52 81	74	A	UT Arlington	63 74	127	H	Radford	54 57
15	A	DePaul	58 99	49	A	Little Rock	55 67	74	H	UT Arlington	62 73	178	H	Col. of Charleston	62 65
				49	H	Little Rock	69 77					180	A	Texas St.	66 64
												180	H	Texas St.	37 53
												187	A	ETSU	71 68
												225	H	UNC Asheville	81 51
												240	A	Coastal Caro.	55 60
												241	A	Richmond	46 55
												257	A	Ga. Southern	50 53
												267	A	Liberty	66 57
												277	H	N.C. A&T	71 58
												282	A	Georgia St.	67 63
												291	N	Gardner-Webb	72 67
												325	A	Arkansas St.	81 72
												325	H	Arkansas St.	76 50
LAST 12 Division I GAMES:															
325	A	Arkansas St.	81 72	240	A	Coastal Caro.	55 60								
49	A	Little Rock	55 67	49	H	Little Rock	69 77								
74	H	UT Arlington	62 73	325	H	Arkansas St.	76 50								
180	H	Texas St.	37 53	180	A	Texas St.	66 64								
257	A	Ga. Southern	50 53	74	A	UT Arlington	63 74								
282	A	Georgia St.	67 63	225	H	UNC Asheville	81 51								

Non-Div I Games:

Appalachian St.

■ Loss, 
■ Non-Conf, S Site, 
■ Home 
■ Away 
N Neutral

Average RPI Win:	209	WON-LOST	WINNING	LAST 10	STRENGTH OF	OPP. STRENGTH	TEAM	ADJ.	CONF.	ADJ CONF.
Average RPI Loss:	57	RECORD	PCT. RANK	GAMES	SCHEDULE	OF SCHEDULE	RPI	RPI	RPI	RPI
DIV. I ONLY	11- 12	187	2- 8	72	59	123	123	1	1	
DIV. I NON-CONF.	9- 2	37	0- 0	320	289	142	142	1	1	
TOTALS	RPI 1-25	RPI 26-50	W-L RECORDS	RPI 51-100	RPI 101-150	RPI 150+				
11- 12	0- 5	0- 3	OVERALL	2- 2	0- 0	9- 2				
7- 6	0- 3	0- 2	HOME	1- 0	0- 0	6- 1				
4- 6	0- 2	0- 1	AWAY	1- 2	0- 0	3- 1				
0- 0	0- 0	0- 0	NEUTRAL	0- 0	0- 0	0- 0				
9- 2	0- 0	0- 0	NON-CONFERENCE	0- 0	0- 0	9- 2				
6- 1	0- 0	0- 0	HOME	0- 0	0- 0	6- 1				
3- 1	0- 0	0- 0	AWAY	0- 0	0- 0	3- 1				
0- 0	0- 0	0- 0	NEUTRAL	0- 0	0- 0	0- 0				
2- 10	0- 5	0- 3	CONFERENCE	2- 2	0- 0	0- 0				
1- 5	0- 3	0- 2	HOME	1- 0	0- 0	0- 0				
1- 5	0- 2	0- 1	AWAY	1- 2	0- 0	0- 0				
0- 0	0- 0	0- 0	NEUTRAL	0- 0	0- 0	0- 0				

RPI S	Opponent	Score	RPI S	Opponent	Score	RPI S	Opponent	Score	RPI S	Opponent	Score	Team's RPI: 123
6	H Oregon St.	57 65	37	H Oregon	65 79	55	H Washington St.	56 55	153	A Kansas	51 75	
8	H Washington	73 90	40	A California	60 71	72	A Utah	81 70	155	A George Mason	81 70	
10	A Stanford	46 73	40	H California	64 74	75	A Southern California	54 58	198	A New Mexico St.	74 63	
10	H Stanford	55 77				88	A Colorado	56 65	201	H North Texas	58 62	
12	A UCLA	49 69							202	H Utah St.	61 57	
									215	H San Diego	76 59	
									249	H Grambling	73 46	
									253	H Portland St.	75 52	
									273	A Southern Utah	77 65	
									302	H Alcorn	74 59	
									330	H Fla. Atlantic	77 67	
LAST 12 Division I GAMES:												
6	H Oregon St.	57 65	55	H Washington St.	56 55							
37	H Oregon	65 79	8	H Washington	73 90							
12	A UCLA	49 69	72	A Utah	81 70							
75	A Southern California	54 58	88	A Colorado	56 65							
40	A California	60 71	10	H Stanford	55 77							
10	A Stanford	46 73	40	H California	64 74							

Non-Div I Games:

Arizona

Average RPI Win:	121	WON-LOST	WINNING	LAST 10	STRENGTH OF	OPP. STRENGTH	TEAM	ADJ.	CONF.	ADJ CONF.
Average RPI Loss:	23	RECORD	PCT. RANK	GAMES	SCHEDULE	OF SCHEDULE	RPI	RPI	RPI	RPI
DIV. I ONLY	15- 8	88	5- 5	11	8	24	24	1	1	
DIV. I NON-CONF.	9- 2	37	0- 0	103	55	35	35	1	1	
TOTALS	RPI 1-25	RPI 26-50	W-L RECORDS	RPI 51-100	RPI 101-150	RPI 150+				
15- 8	1- 6	3- 1	OVERALL	6- 1	1- 0	4- 0				
9- 3	0- 3	2- 0	HOME	2- 0	1- 0	4- 0				
5- 4	1- 2	1- 1	AWAY	3- 1	0- 0	0- 0				
1- 1	0- 1	0- 0	NEUTRAL	1- 0	0- 0	0- 0				
9- 2	1- 1	0- 1	NON-CONFERENCE	3- 0	1- 0	4- 0				
6- 0	0- 0	0- 0	HOME	1- 0	1- 0	4- 0				
2- 1	1- 0	0- 1	AWAY	1- 0	0- 0	0- 0				
1- 1	0- 1	0- 0	NEUTRAL	1- 0	0- 0	0- 0				
6- 6	0- 5	3- 0	CONFERENCE	3- 1	0- 0	0- 0				
3- 3	0- 3	2- 0	HOME	1- 0	0- 0	0- 0				
3- 3	0- 2	1- 0	AWAY	2- 1	0- 0	0- 0				
0- 0	0- 0	0- 0	NEUTRAL	0- 0	0- 0	0- 0				

RPI S	Opponent	Score	RPI S	Opponent	Score	RPI S	Opponent	Score	RPI S	Opponent	Score
6	H Oregon St.	45 54	37	H Oregon	68 63	55	H Washington St.	68 49	138	H Oral Roberts	79 52
8	H Washington	54 65	40	A California	54 45	64	H Florida	69 63	206	H San Jose St.	82 37
10	A Stanford	56 66	40	H California	72 62	67	N St. John's (NY)	54 41	274	H Boston U.	71 42
10	H Stanford	57 64	43	A Marquette	63 75	72	A Utah	66 44	304	H Holy Cross	63 33
12	A UCLA	60 69				75	A Southern California	50 65	318	H Illinois St.	76 40
16	A Kentucky	73 71				88	A Colorado	71 52			
17	N Maryland	42 83				93	A Middle Tenn.	69 48			
LAST 12 Division I GAMES:											
37	H Oregon	68 63	8	H Washington	54 65						
6	H Oregon St.	45 54	55	H Washington St.	68 49						
75	A Southern California	50 65	88	A Colorado	71 52						
12	A UCLA	60 69	72	A Utah	66 44						
10	A Stanford	56 66	40	H California	72 62						
40	A California	54 45	10	H Stanford	57 64						

Non-Div I Games:

Arizona St.

Average RPI Win:	292	WON-LOST	WINNING	LAST 10	STRENGTH OF	OPP. STRENGTH	TEAM	ADJ.	CONF.	ADJ CONF.
Average RPI Loss:	188	RECORD	PCT. RANK	GAMES	SCHEDULE	OF SCHEDULE	RPI	RPI	RPI	RPI
DIV. I ONLY	6- 13	274	5- 5	275	328	294	294	30	30	
DIV. I NON-CONF.	1- 8	314	1- 1	99	261	275	275	30	30	
TOTALS	RPI 1-25	RPI 26-50	W-L RECORDS	RPI 51-100	RPI 101-150	RPI 150+				
6- 13	0- 1	0- 1	OVERALL	0- 0	0- 1	6- 10				
3- 3	0- 0	0- 0	HOME	0- 0	0- 0	3- 3				
2- 9	0- 1	0- 1	AWAY	0- 0	0- 1	2- 6				
1- 1	0- 0	0- 0	NEUTRAL	0- 0	0- 0	1- 1				
1- 8	0- 1	0- 1	NON-CONFERENCE	0- 0	0- 1	1- 5				
0- 1	0- 0	0- 0	HOME	0- 0	0- 0	0- 1				
0- 6	0- 1	0- 1	AWAY	0- 0	0- 1	0- 3				
1- 1	0- 0	0- 0	NEUTRAL	0- 0	0- 0	1- 1				
5- 5	0- 0	0- 0	CONFERENCE	0- 0	0- 0	5- 5				
3- 2	0- 0	0- 0	HOME	0- 0	0- 0	3- 2				
2- 3	0- 0	0- 0	AWAY	0- 0	0- 0	2- 3				
0- 0	0- 0	0- 0	NEUTRAL	0- 0	0- 0	0- 0				

RPI 1-25				RPI 26-50				RPI 51-100				RPI 101+ Team's RPI: 294			
RPI	S	Opponent	Score	RPI	S	Opponent	Score	RPI	S	Opponent	Score	RPI	S	Opponent	Score
6	A	Oregon St.	40 73	38	A	South Dakota St.	45 103					130	A	Ball St.	60 88
												157	A	Cincinnati	42 72
												173	A	Xavier	41 62
												193	A	Illinois	58 70
												207	H	Texas Southern	49 45
												212	A	Alabama St.	52 51
												212	H	Alabama St.	62 74
												223	N	Campbell	31 51
												235	A	Southern U.	50 67
												246	H	Austin Peay	55 69
												249	A	Grambling	54 56
												280	H	Mississippi Val.	63 73
												289	H	Prairie View	64 47
												302	A	Alcorn	48 70
												347	A	Jackson St.	78 71
												348	N	Morgan St.	53 44
												349	H	Alabama A&M	61 57
LAST 12 Division I GAMES:															
212	A	Alabama St.	52 51	235	A	Southern U.	50 67								
347	A	Jackson St.	78 71	349	H	Alabama A&M	61 57								
249	A	Grambling	54 56	212	H	Alabama St.	62 74								
289	H	Prairie View	64 47	280	H	Mississippi Val.	63 73								
207	H	Texas Southern	49 45	6	A	Oregon St.	40 73								
302	A	Alcorn	48 70	348	N	Morgan St.	53 44								

Non-Div I Games: Philander Smith 88 65 Tougaloo 71 60

Ark.-Pine Bluff

■ Loss, 
 ■ Non-Conf, S Site, 
 ■ Home 
 ■ Away 
 N Neutral

Average RPI Win: 188		WON-LOST	WINNING	LAST 10	STRENGTH OF	OPP. STRENGTH	TEAM	ADJ.	CONF.	ADJ CONF.
Average RPI Loss: 61		RECORD	PCT. RANK	GAMES	SCHEDULE	OF SCHEDULE	RPI	RPI	RPI	RPI
DIV. I ONLY		13- 10	135	2- 8	87	69	120	120	2	2
DIV. I NON-CONF.		11- 2	24	1- 1	277	214	103	103	2	2
TOTALS	RPI 1-25		RPI 26-50		W-L RECORDS		RPI 51-100		RPI 101-150	RPI 150+
13- 10	0- 3		0- 3		OVERALL		2- 1		5- 2	6- 1
9- 6	0- 2		0- 2		HOME		2- 1		2- 1	5- 0
2- 4	0- 1		0- 1		AWAY		0- 0		2- 1	0- 1
2- 0	0- 0		0- 0		NEUTRAL		0- 0		1- 0	1- 0
11- 2	0- 0		0- 0		NON-CONFERENCE		2- 0		3- 1	6- 1
8- 1	0- 0		0- 0		HOME		2- 0		1- 1	5- 0
1- 1	0- 0		0- 0		AWAY		0- 0		1- 0	0- 1
2- 0	0- 0		0- 0		NEUTRAL		0- 0		1- 0	1- 0
2- 8	0- 3		0- 3		CONFERENCE		0- 1		2- 1	0- 0
1- 5	0- 2		0- 2		HOME		0- 1		1- 0	0- 0
1- 3	0- 1		0- 1		AWAY		0- 0		1- 1	0- 0
0- 0	0- 0		0- 0		NEUTRAL		0- 0		0- 0	0- 0

RPI 1-25				RPI 26-50				RPI 51-100				RPI 101+				Team's RPI: 120		
RPI	S	Opponent	Score	RPI	S	Opponent	Score	RPI	S	Opponent	Score	RPI	S	Opponent	Score			
3	H	South Carolina	49 79	29	A	LSU	46 53	60	H	South Dakota	70 67	104	A	Ole Miss	64 73			
4	H	Mississippi St.	51 59	29	H	LSU	52 53	61	H	Texas Tech	66 60	107	H	Vanderbilt	59 56			
20	A	Texas A&M	65 90	30	H	Missouri	46 60	98	H	Georgia	66 69	116	A	Alabama	68 50			
												121 N Navy				70 67		
												129 A Tulsa				57 50		
												135 H Stetson				79 62		
												138 H Oral Roberts				60 70		
												152 A Missouri St.				62 64		
												168 N Memphis				91 61		
												233 H Butler				68 50		
												301 H Northwestern St.				65 36		
												332 H La.-Monroe				92 46		
												337 H Houston Baptist				101 40		
												343 H Sam Houston St.				71 39		
LAST 12 Division I GAMES:																		
3	H	South Carolina	49 79	20	A	Texas A&M	65 90											
98	H	Georgia	66 69	29	H	LSU	52 53											
29	A	LSU	46 53	4	H	Mississippi St.	51 59											
30	H	Missouri	46 60	104	A	Ole Miss	64 73											
107	H	Vanderbilt	59 56	337	H	Houston Baptist	101 40											
116	A	Alabama	68 50	138	H	Oral Roberts	60 70											

Non-Div I Games:

## Arkansas

Loss, Non-Conf, S Site, H Home A Away N Neutral

Average RPI Win: <b>249</b>	WON-LOST	WINNING	LAST 10	STRENGTH OF	OPP. STRENGTH	TEAM	ADJ.	CONF.	ADJ CONF.
Average RPI Loss: <b>163</b>	RECORD	PCT. RANK	GAMES	SCHEDULE	OF SCHEDULE	RPI	RPI	RPI	RPI
DIV. I ONLY	5- 18	309	2- 8	285	142	325	325	21	21
DIV. I NON-CONF.	2- 10	305	0- 1	248	48	309	309	19	19
TOTALS	RPI 1-25	RPI 26-50	W-L RECORDS	RPI 51-100	RPI 101-150	RPI 150+			
5- 18	0- 0	0- 3	OVERALL	0- 3	1- 1	4- 11			
4- 5	0- 0	0- 1	HOME	0- 1	1- 1	3- 2			
0- 11	0- 0	0- 1	AWAY	0- 2	0- 0	0- 8			
1- 2	0- 0	0- 1	NEUTRAL	0- 0	0- 0	1- 1			
2- 10	0- 0	0- 2	NON-CONFERENCE	0- 3	1- 0	1- 5			
1- 2	0- 0	0- 1	HOME	0- 1	1- 0	0- 0			
0- 6	0- 0	0- 0	AWAY	0- 2	0- 0	0- 4			
1- 2	0- 0	0- 1	NEUTRAL	0- 0	0- 0	1- 1			
3- 8	0- 0	0- 1	CONFERENCE	0- 0	0- 1	3- 6			
3- 3	0- 0	0- 0	HOME	0- 0	0- 1	3- 2			
0- 5	0- 0	0- 1	AWAY	0- 0	0- 0	0- 4			
0- 0	0- 0	0- 0	NEUTRAL	0- 0	0- 0	0- 0			

RPI S	Opponent	Score	RPI S	Opponent	Score	RPI S	Opponent	Score	RPI S	Opponent	Score	Team's RPI: 325
27	H South Fla.	59 78	56	A Oklahoma St.	34 76	105	H Troy	75 83				
40	N California	55 80	64	H Florida	60 71	129	H Tulsa	83 80				
49	A Little Rock	59 73	71	A Iowa St.	53 105	186	A Appalachian St.	50 76				
						186	H Appalachian St.	72 81				
						191	A Louisiana	60 72				
						191	H Louisiana	72 80				
						192	A Wichita St.	51 69				
						236	A Tennessee St.	66 76				
						240	A Coastal Caro.	55 57				
						240	H Coastal Caro.	60 52				
						246	A Austin Peay	55 62				
						247	H South Ala.	56 53				
						259	A UT Martin	63 68				
						266	N Northern Ky.	78 83				
						297	N Kennesaw St.	70 67				
						332	A La.-Monroe	51 59				
						332	H La.-Monroe	71 56				
LAST 12 Division I GAMES:												
186	H Appalachian St.	72 81	49	A Little Rock	59 73							
240	H Coastal Caro.	60 52	240	A Coastal Caro.	55 57							
332	A La.-Monroe	51 59	186	A Appalachian St.	50 76							
191	A Louisiana	60 72	191	H Louisiana	72 80							
105	H Troy	75 83	332	H La.-Monroe	71 56							
247	H South Ala.	56 53	40	N California	55 80							

Non-Div I Games:

Arkansas St.



Average RPI Win:	269	WON-LOST	WINNING	LAST 10	STRENGTH OF	OPP. STRENGTH	TEAM	ADJ.	CONF.	ADJ CONF.
Average RPI Loss:	116	RECORD	PCT. RANK	GAMES	SCHEDULE	OF SCHEDULE	RPI	RPI	RPI	RPI
DIV. I ONLY	15- 6	63	6- 4	331	240	172	172	23	23	
DIV. I NON-CONF.	8- 2	49	0- 0	342	267	156	156	25	25	
TOTALS	RPI 1-25	RPI 26-50	W-L RECORDS	RPI 51-100	RPI 101-150	RPI 150+				
15- 6	0- 0	0- 0	OVERALL	0- 3	2- 1	13- 2				
8- 2	0- 0	0- 0	HOME	0- 1	1- 1	7- 0				
7- 4	0- 0	0- 0	AWAY	0- 2	1- 0	6- 2				
0- 0	0- 0	0- 0	NEUTRAL	0- 0	0- 0	0- 0				
8- 2	0- 0	0- 0	NON-CONFERENCE	0- 1	2- 0	6- 1				
5- 0	0- 0	0- 0	HOME	0- 0	1- 0	4- 0				
3- 2	0- 0	0- 0	AWAY	0- 1	1- 0	2- 1				
0- 0	0- 0	0- 0	NEUTRAL	0- 0	0- 0	0- 0				
7- 4	0- 0	0- 0	CONFERENCE	0- 2	0- 1	7- 1				
3- 2	0- 0	0- 0	HOME	0- 1	0- 1	3- 0				
4- 2	0- 0	0- 0	AWAY	0- 1	0- 0	4- 1				
0- 0	0- 0	0- 0	NEUTRAL	0- 0	0- 0	0- 0				

RPI S	Opponent	Score	RPI S	Opponent	Score	RPI S	Opponent	Score	RPI S	Opponent	Score	Team's RPI: 172
						54	A Minnesota	52 70	112	A Delaware	61 47	
						59	A Bucknell	62 68	121	H Navy	58 63	
						59	H Bucknell	56 60	149	H Yale	59 55	
									161	A Albany (NY)	59 65	
									175	H American	53 51	
									214	A Dartmouth	68 60	
									229	A Colgate	76 69	
									239	A Loyola Maryland	62 71	
									239	H Loyola Maryland	67 48	
									304	A Holy Cross	67 59	
									310	A Lehigh	75 71	
									314	H Air Force	75 47	
									320	H St. Francis Brooklyn	69 46	
									322	A Lafayette	63 55	
									322	H Lafayette	76 73	
									333	A LIU Brooklyn	68 47	
									340	H Wagner	85 40	
									346	H Fairleigh Dickinson	86 58	
LAST 12 Division I GAMES:												
239	H Loyola Maryland	67 48	229	A Colgate	76 69							
322	A Lafayette	63 55	239	A Loyola Maryland	62 71							
59	A Bucknell	62 68	322	H Lafayette	76 73							
121	H Navy	58 63	59	H Bucknell	56 60							
304	A Holy Cross	67 59	310	A Lehigh	75 71							
175	H American	53 51	112	A Delaware	61 47							

Non-Div I Games: Mercy 90 48

Army West Point

■ Loss, 
 ■ Non-Conf, 
 ■ S Site, 
 ■ Home 
 ■ A Away 
 N Neutral

Average RPI Win:	125	WON-LOST	WINNING	LAST 10	STRENGTH OF	OPP. STRENGTH	TEAM	ADJ.	CONF.	ADJ CONF.
Average RPI Loss:	26	RECORD	PCT. RANK	GAMES	SCHEDULE	OF SCHEDULE	RPI	RPI	RPI	RPI
DIV. I ONLY	15- 9	113	5- 5	7	32	25	25	2	2	
DIV. I NON-CONF.	10- 4	80	1- 1	27	80	28	28	2	2	
TOTALS	RPI 1-25	RPI 26-50	W-L RECORDS	RPI 51-100	RPI 101-150	RPI 150+				
15- 9	1- 5	1- 3	OVERALL	3- 1	6- 0	4- 0				
6- 4	1- 3	0- 1	HOME	2- 0	2- 0	1- 0				
6- 4	0- 2	0- 2	AWAY	1- 0	3- 0	2- 0				
3- 1	0- 0	1- 0	NEUTRAL	0- 1	1- 0	1- 0				
10- 4	0- 1	1- 2	NON-CONFERENCE	2- 1	3- 0	4- 0				
4- 1	0- 0	0- 1	HOME	2- 0	1- 0	1- 0				
3- 2	0- 1	0- 1	AWAY	0- 0	1- 0	2- 0				
3- 1	0- 0	1- 0	NEUTRAL	0- 1	1- 0	1- 0				
5- 5	1- 4	0- 1	CONFERENCE	1- 0	3- 0	0- 0				
2- 3	1- 3	0- 0	HOME	0- 0	1- 0	0- 0				
3- 2	0- 1	0- 1	AWAY	1- 0	2- 0	0- 0				
0- 0	0- 0	0- 0	NEUTRAL	0- 0	0- 0	0- 0				

RPI	S	Opponent	Score	RPI	S	Opponent	Score	RPI	S	Opponent	Score	RPI	S	Opponent	Score
3	H	South Carolina	47 73	30	A	Missouri	53 68	53	H	Indiana	71 67	104	H	Ole Miss	83 60
4	H	Mississippi St.	47 77	32	N	Drake	85 80	63	N	West Virginia	52 56	105	H	Troy	61 52
14	H	Tennessee	79 61	39	A	Tulane	59 61	64	A	Florida	82 75	107	A	Vanderbilt	64 59
16	H	Kentucky	60 64	44	H	Virginia Tech	87 92	84	H	Jacksonville	53 41	116	A	Alabama	66 55
19	A	Kansas St.	66 71									130	N	Ball St.	54 40
20	A	Texas A&M	61 66									133	A	East Carolina	61 52
												159	A	Louisiana Tech	76 66
												231	N	Marist	52 51
												272	H	Savannah St.	75 46
												277	A	N.C. A&T	68 36
LAST 12 Division I GAMES:															
20	A	Texas A&M	61 66	107	A	Vanderbilt	64 59								
4	H	Mississippi St.	47 77	104	H	Ole Miss	83 60								
116	A	Alabama	66 55	3	H	South Carolina	47 73								
30	A	Missouri	53 68	64	A	Florida	82 75								
16	H	Kentucky	60 64	84	H	Jacksonville	53 41								
14	H	Tennessee	79 61	39	A	Tulane	59 61								

Non-Div I Games:

Auburn

■ Loss, 
 ■ Non-Conf, S Site, 
 ■ Home 
 ■ Away 
 N Neutral

Average RPI Win:	265	WON-LOST	WINNING	LAST 10	STRENGTH OF	OPP. STRENGTH	TEAM	ADJ.	CONF.	ADJ CONF.
Average RPI Loss:	185	RECORD	PCT. RANK	GAMES	SCHEDULE	OF SCHEDULE	RPI	RPI	RPI	RPI
DIV. I ONLY	10- 12	202	6- 4	274	276	246	246	26	26	
DIV. I NON-CONF.	4- 7	224	0- 1	270	237	282	282	26	26	
TOTALS	RPI 1-25	RPI 26-50	W-L RECORDS	RPI 51-100	RPI 101-150	RPI 150+				
10- 12	0- 0	0- 0	OVERALL	0- 3	0- 2	10- 7				
7- 4	0- 0	0- 0	HOME	0- 2	0- 0	7- 2				
3- 7	0- 0	0- 0	AWAY	0- 1	0- 2	3- 4				
0- 1	0- 0	0- 0	NEUTRAL	0- 0	0- 0	0- 1				
4- 7	0- 0	0- 0	NON-CONFERENCE	0- 2	0- 2	4- 3				
3- 2	0- 0	0- 0	HOME	0- 1	0- 0	3- 1				
1- 4	0- 0	0- 0	AWAY	0- 1	0- 2	1- 1				
0- 1	0- 0	0- 0	NEUTRAL	0- 0	0- 0	0- 1				
6- 5	0- 0	0- 0	CONFERENCE	0- 1	0- 0	6- 4				
4- 2	0- 0	0- 0	HOME	0- 1	0- 0	4- 1				
2- 3	0- 0	0- 0	AWAY	0- 0	0- 0	2- 3				
0- 0	0- 0	0- 0	NEUTRAL	0- 0	0- 0	0- 0				

RPI 1-25				RPI 26-50				RPI 51-100				RPI 101+				Team's RPI: 246	
RPI	S	Opponent	Score	RPI	S	Opponent	Score	RPI	S	Opponent	Score	RPI	S	Opponent	Score		
								79	H	Belmont	71	80	104	A	Ole Miss	38	66
								81	H	Western Ky.	65	85	140	A	UCF	43	61
								93	A	Middle Tenn.	51	82	187	H	ETSU	77	74
													188	H	Morehead St.	71	81
													208	H	SIUE	85	62
													217	N	St. Bonaventure	57	58
													218	H	Miami (OH)	58	73
													236	H	Tennessee St.	79	63
													244	H	Murray St.	75	63
													259	A	UT Martin	80	83
													263	A	Jacksonville St.	45	65
													270	A	Evansville	54	68
													279	A	Tennessee Tech	87	84
													284	H	Southeast Mo. St.	84	74
													294	A	Ark.-Pine Bluff	69	55
													297	H	Kennesaw St.	68	49
													299	A	Eastern Ill.	69	59
													313	A	Eastern Ky.	71	80
													325	H	Arkansas St.	62	55
LAST 12 Division I GAMES:																	
236	H	Tennessee St.	79	63	208	H	SIUE	85	62								
313	A	Eastern Ky.	71	80	263	A	Jacksonville St.	45	65								
284	H	Southeast Mo. St.	84	74	279	A	Tennessee Tech	87	84								
259	A	UT Martin	80	83	79	H	Belmont	71	80								
244	H	Murray St.	75	63	188	H	Morehead St.	71	81								
299	A	Eastern Ill.	69	59	104	A	Ole Miss	38	66								

Non-Div I Games: Trevecca Nazarene 69 51 Christian Bros. 76 57

Austin Peay

■ Loss, 
■ Non-Conf, 
■ S Site, 
■ H Home 
■ A Away 
N Neutral

Average RPI Win:	200	WON-LOST	WINNING	LAST 10	STRENGTH OF	OPP. STRENGTH	TEAM	ADJ.	CONF.	ADJ CONF.
Average RPI Loss:	89	RECORD	PCT. RANK	GAMES	SCHEDULE	OF SCHEDULE	RPI	RPI	RPI	RPI
DIV. I ONLY	14- 9	117	7- 3	141	84	99	99	15	15	
DIV. I NON-CONF.	6- 5	148	0- 0	55	18	78	78	13	13	
TOTALS	RPI 1-25	RPI 26-50	W-L RECORDS	RPI 51-100	RPI 101-150	RPI 150+				
14- 9	0- 3	0- 0	OVERALL	1- 3	3- 1	10- 2				
6- 2	0- 2	0- 0	HOME	0- 0	1- 0	5- 0				
5- 6	0- 0	0- 0	AWAY	0- 3	0- 1	5- 2				
3- 1	0- 1	0- 0	NEUTRAL	1- 0	2- 0	0- 0				
6- 5	0- 3	0- 0	NON-CONFERENCE	1- 2	2- 0	3- 0				
1- 2	0- 2	0- 0	HOME	0- 0	0- 0	1- 0				
2- 2	0- 0	0- 0	AWAY	0- 2	0- 0	2- 0				
3- 1	0- 1	0- 0	NEUTRAL	1- 0	2- 0	0- 0				
8- 4	0- 0	0- 0	CONFERENCE	0- 1	1- 1	7- 2				
5- 0	0- 0	0- 0	HOME	0- 0	1- 0	4- 0				
3- 4	0- 0	0- 0	AWAY	0- 1	0- 1	3- 2				
0- 0	0- 0	0- 0	NEUTRAL	0- 0	0- 0	0- 0				

RPI 1-25				RPI 26-50				RPI 51-100 Team's RPI: 99				RPI 101+			
RPI	S	Opponent	Score	RPI	S	Opponent	Score	RPI	S	Opponent	Score	RPI	S	Opponent	Score
6	N	Oregon St.	56 65					72	A	Utah	60 77	111	N	Saint Joseph's	71 56
8	H	Washington	70 82					78	A	Gonzaga	52 87	125	H	St. Mary's (CA)	70 65
18	H	Oklahoma	61 68					80	N	UNLV	63 54	129	N	Tulsa	71 56
								98	A	Georgia	51 81	148	A	San Francisco	63 70
												158	A	Santa Clara	63 64
												158	H	Santa Clara	72 66
												202	A	Utah St.	60 40
												210	A	Pacific	68 55
												210	H	Pacific	68 50
												211	A	Loyola Marymount	74 77
												211	H	Loyola Marymount	76 59
												215	H	San Diego	81 63
												228	H	Weber St.	73 64
												275	A	Portland	77 38
												308	A	Pepperdine	73 47
												331	A	Utah Valley	68 50
LAST 12 Division I GAMES:															
275	A	Portland	77 38	215	H	San Diego	81 63								
78	A	Gonzaga	52 87	148	A	San Francisco	63 70								
211	A	Loyola Marymount	74 77	210	A	Pacific	68 55								
158	H	Santa Clara	72 66	125	H	St. Mary's (CA)	70 65								
210	H	Pacific	68 50	211	H	Loyola Marymount	76 59								
308	A	Pepperdine	73 47	158	A	Santa Clara	63 64								

Non-Div I Games:

BYU

■ Loss, 
■ Non-Conf, 
■ S Site, 
■ H Home 
■ A Away 
N Neutral

Average RPI Win:	210	WON-LOST	WINNING	LAST 10	STRENGTH OF	OPP. STRENGTH	TEAM	ADJ.	CONF.	ADJ CONF.
Average RPI Loss:	113	RECORD	PCT. RANK	GAMES	SCHEDULE	OF SCHEDULE	RPI	RPI	RPI	RPI
DIV. I ONLY	15- 7	80	8- 2	242	106	130	130	10	10	
DIV. I NON-CONF.	6- 5	148	0- 0	324	76	233	233	11	11	
TOTALS	RPI 1-25	RPI 26-50	W-L RECORDS	RPI 51-100	RPI 101-150	RPI 150+				
15- 7	0- 1	0- 0	OVERALL	2- 4	1- 1	12- 1				
7- 3	0- 0	0- 0	HOME	0- 2	1- 0	6- 1				
7- 2	0- 0	0- 0	AWAY	2- 2	0- 0	5- 0				
1- 2	0- 1	0- 0	NEUTRAL	0- 0	0- 1	1- 0				
6- 5	0- 1	0- 0	NON-CONFERENCE	0- 2	0- 1	6- 1				
3- 2	0- 0	0- 0	HOME	0- 1	0- 0	3- 1				
2- 1	0- 0	0- 0	AWAY	0- 1	0- 0	2- 0				
1- 2	0- 1	0- 0	NEUTRAL	0- 0	0- 1	1- 0				
9- 2	0- 0	0- 0	CONFERENCE	2- 2	1- 0	6- 0				
4- 1	0- 0	0- 0	HOME	0- 1	1- 0	3- 0				
5- 1	0- 0	0- 0	AWAY	2- 1	0- 0	3- 0				
0- 0	0- 0	0- 0	NEUTRAL	0- 0	0- 0	0- 0				

RPI 1-25			RPI 26-50			RPI 51-100			RPI 101+ Team's RPI: 130		
RPI	S	Opponent	Score	RPI	S	Opponent	Score	RPI	S	Opponent	Score
25	N	Auburn	40 54					69	A	Buffalo	89 75
								77	H	Northern Ill.	96 101
								81	A	Western Ky.	61 68
								82	A	Central Mich.	92 101
								87	A	Toledo	51 45
								95	H	Purdue	42 58
								106	H	Kent St.	71 47
								133	N	East Carolina	69 82
								160	A	Oakland	66 59
								164	H	Western Mich.	61 56
								209	A	Akron	90 63
								209	H	Akron	80 70
								218	A	Miami (OH)	81 60
								233	A	Butler	74 50
								256	A	Bowling Green	75 53
								264	H	Eastern Mich.	78 49
								270	H	Evansville	84 49
								277	N	N.C. A&T	76 57
								294	H	Ark.-Pine Bluff	88 60
								298	H	Lipscomb	74 78
								329	H	Chicago St.	88 53
LAST 12 Division I GAMES:											
218	A	Miami (OH)	81 60	209	H	Akron	80 70				
209	A	Akron	90 63	82	A	Central Mich.	92 101				
77	H	Northern Ill.	96 101	164	H	Western Mich.	61 56				
69	A	Buffalo	89 75	106	H	Kent St.	71 47				
256	A	Bowling Green	75 53	87	A	Toledo	51 45				
264	H	Eastern Mich.	78 49	81	A	Western Ky.	61 68				

Non-Div I Games: Urbana

93 49

Ball St.

■ Loss, 
 ■ Non-Conf, S Site, 
 ■ Home 
 ■ Away 
 N Neutral

Average RPI Win:	115	WON-LOST	WINNING	LAST 10	STRENGTH OF	OPP. STRENGTH	TEAM	ADJ.	CONF.	ADJ CONF.
Average RPI Loss:	1	RECORD	PCT. RANK	GAMES	SCHEDULE	OF SCHEDULE	RPI	RPI	RPI	RPI
DIV. I ONLY	23- 1	2	10- 0	44	7	5	5	4	4	
DIV. I NON-CONF.	11- 1	13	0- 0	73	37	8	8	3	3	
TOTALS	RPI 1-25	RPI 26-50	W-L RECORDS	RPI 51-100	RPI 101-150	RPI 150+				
23- 1	6- 1	1- 0	OVERALL	6- 0	3- 0	7- 0				
13- 0	3- 0	0- 0	HOME	2- 0	2- 0	6- 0				
7- 1	2- 1	0- 0	AWAY	4- 0	0- 0	1- 0				
3- 0	1- 0	1- 0	NEUTRAL	0- 0	1- 0	0- 0				
11- 1	3- 1	1- 0	NON-CONFERENCE	0- 0	2- 0	5- 0				
7- 0	1- 0	0- 0	HOME	0- 0	1- 0	5- 0				
1- 1	1- 1	0- 0	AWAY	0- 0	0- 0	0- 0				
3- 0	1- 0	1- 0	NEUTRAL	0- 0	1- 0	0- 0				
12- 0	3- 0	0- 0	CONFERENCE	6- 0	1- 0	2- 0				
6- 0	2- 0	0- 0	HOME	2- 0	1- 0	1- 0				
6- 0	1- 0	0- 0	AWAY	4- 0	0- 0	1- 0				
0- 0	0- 0	0- 0	NEUTRAL	0- 0	0- 0	0- 0				

RPI	S	Opponent	Score	RPI	S	Opponent	Score	RPI	S	Opponent	Score	RPI	S	Opponent	Score
1	A	UConn	61 72	31	N	Ohio St.	85 68	56	A	Oklahoma St.	86 50	106	N	Kent St.	84 42
12	H	UCLA	84 70					61	A	Texas Tech	79 61	124	H	TCU	77 54
14	A	Tennessee	88 66					63	A	West Virginia	91 56	131	H	Abilene Christian	79 34
15	N	DePaul	104 72					63	H	West Virginia	79 73	153	A	Kansas	92 43
18	H	Oklahoma	92 58					71	A	Iowa St.	83 52	153	H	Kansas	90 43
19	A	Kansas St.	91 49					71	H	Iowa St.	68 42	180	H	Texas St.	90 24
19	H	Kansas St.	87 57									280	H	Mississippi Val.	101 36
												323	H	Winthrop	140 32
												334	H	Southeastern La.	109 38
												337	H	Houston Baptist	118 43
LAST 12 Division I GAMES:															
61	A	Texas Tech	79 61	153	A	Kansas	92 43								
71	A	Iowa St.	83 52	124	H	TCU	77 54								
18	H	Oklahoma	92 58	56	A	Oklahoma St.	86 50								
19	A	Kansas St.	91 49	63	A	West Virginia	91 56								
63	H	West Virginia	79 73	153	H	Kansas	90 43								
71	H	Iowa St.	68 42	19	H	Kansas St.	87 57								

Non-Div I Games:

Baylor

■ Loss, 
 ■ Non-Conf, S Site, 
 ■ Home 
 ■ Away 
 N Neutral

Average RPI Win:	245	WON-LOST	WINNING	LAST 10	STRENGTH OF	OPP. STRENGTH	TEAM	ADJ.	CONF.	ADJ CONF.
Average RPI Loss:	75	RECORD	PCT. RANK	GAMES	SCHEDULE	OF SCHEDULE	RPI	RPI	RPI	RPI
DIV. I ONLY	18- 5	24	10- 0	219	226	79	79	26	26	
DIV. I NON-CONF.	7- 5	137	1- 0	160	99	99	99	26	26	
TOTALS	RPI 1-25	RPI 26-50	W-L RECORDS	RPI 51-100	RPI 101-150	RPI 150+				
18- 5	0- 1	0- 1	OVERALL	1- 1	0- 1	17- 1				
7- 1	0- 0	0- 1	HOME	1- 0	0- 0	6- 0				
11- 3	0- 1	0- 0	AWAY	0- 1	0- 1	11- 0				
0- 1	0- 0	0- 0	NEUTRAL	0- 0	0- 0	0- 1				
7- 5	0- 1	0- 1	NON-CONFERENCE	1- 1	0- 1	6- 1				
2- 1	0- 0	0- 1	HOME	1- 0	0- 0	1- 0				
5- 3	0- 1	0- 0	AWAY	0- 1	0- 1	5- 0				
0- 1	0- 0	0- 0	NEUTRAL	0- 0	0- 0	0- 1				
11- 0	0- 0	0- 0	CONFERENCE	0- 0	0- 0	11- 0				
5- 0	0- 0	0- 0	HOME	0- 0	0- 0	5- 0				
6- 0	0- 0	0- 0	AWAY	0- 0	0- 0	6- 0				
0- 0	0- 0	0- 0	NEUTRAL	0- 0	0- 0	0- 0				







































RPI 1-25				RPI 26-50				RPI 51-100				Team's RPI: 79	RPI 101+			
RPI	S	Opponent	Score	RPI	S	Opponent	Score	RPI	S	Opponent	Score		RPI	S	Opponent	Score
13	A	Louisville	50 73	34	H	Green Bay	53 62	54	A	Minnesota	74 75		105	A	Troy	74 91
								76	H	IUPUI	78 72		167	N	Fresno St.	53 62
													188	A	Morehead St.	91 59
													203	A	UAB	72 58
													208	H	SIUE	94 67
													211	A	Loyola Marymount	79 72
													227	A	Samford	73 54
													236	A	Tennessee St.	70 60
													243	A	Presbyterian	83 58
													244	A	Murray St.	87 69
													246	A	Austin Peay	80 71
													259	H	UT Martin	71 66
													263	A	Jacksonville St.	54 53
													279	H	Tennessee Tech	89 75
													284	H	Southeast Mo. St.	89 77
													298	H	Lipscomb	100 62
													299	A	Eastern Ill.	77 58
													313	H	Eastern Ky.	74 58
													324	A	Fort Wayne	85 59
LAST 12 Division I GAMES:																
244	A	Murray St.	87 69	313	H	Eastern Ky.	74 58									
208	H	SIUE	94 67	284	H	Southeast Mo. St.	89 77									
236	A	Tennessee St.	70 60	259	H	UT Martin	71 66									
279	H	Tennessee Tech	89 75	246	A	Austin Peay	80 71									
263	A	Jacksonville St.	54 53	299	A	Eastern Ill.	77 58									
188	A	Morehead St.	91 59	243	A	Presbyterian	83 58									

Non-Div I Games: Trevecca Nazarene 87 56

Belmont



■ Loss, 
■ Non-Conf, S Site, 
■ Home 
■ Away 
N Neutral

Average RPI Win:	<b>297</b>	WON-LOST	WINNING	LAST 10	STRENGTH OF	OPP. STRENGTH	TEAM	ADJ.	CONF.	ADJ CONF.
Average RPI Loss:	<b>202</b>	RECORD	PCT. RANK	GAMES	SCHEDULE	OF SCHEDULE	RPI	RPI	RPI	RPI
DIV. I ONLY	<b>9- 9</b>	<b>168</b>	<b>8- 2</b>	<b>340</b>	<b>331</b>	<b>258</b>	<b>258</b>	<b>32</b>	<b>32</b>	
DIV. I NON-CONF.	<b>2- 8</b>	<b>288</b>	<b>2- 2</b>	<b>279</b>	<b>274</b>	<b>315</b>	<b>315</b>	<b>31</b>	<b>31</b>	
TOTALS	RPI 1-25	RPI 26-50	W-L RECORDS	RPI 51-100	RPI 101-150	RPI 150+				
9- 9	0- 0	0- 0	OVERALL	0- 1	0- 3	9- 5				
4- 1	0- 0	0- 0	HOME	0- 0	0- 0	4- 1				
4- 7	0- 0	0- 0	AWAY	0- 1	0- 3	4- 3				
1- 1	0- 0	0- 0	NEUTRAL	0- 0	0- 0	1- 1				
2- 8	0- 0	0- 0	NON-CONFERENCE	0- 1	0- 3	2- 4				
1- 0	0- 0	0- 0	HOME	0- 0	0- 0	1- 0				
0- 7	0- 0	0- 0	AWAY	0- 1	0- 3	0- 3				
1- 1	0- 0	0- 0	NEUTRAL	0- 0	0- 0	1- 1				
7- 1	0- 0	0- 0	CONFERENCE	0- 0	0- 0	7- 1				
3- 1	0- 0	0- 0	HOME	0- 0	0- 0	3- 1				
4- 0	0- 0	0- 0	AWAY	0- 0	0- 0	4- 0				
0- 0	0- 0	0- 0	NEUTRAL	0- 0	0- 0	0- 0				

RPI 1-25			RPI 26-50			RPI 51-100			RPI 101+			Team's RPI: 258
RPI	S	Opponent	Score	RPI	S	Opponent	Score	RPI	S	Opponent	Score	
						84  Jacksonville	63 	114  Clemson		38 	59	
								135  Stetson		60 	63	
								140  UCF		43 	70	
								208 N SIUE		83	78	
								235  Southern U.		59 	61	
								236 N Tennessee St.		60 	69	
								248  UMES		56 	59	
								262  Norfolk St.		68	58	
								269  Coppin St.		71	52	
								272  Savannah St.		38	31	
								285  North Florida		52	50	
								289  Prairie View		64 	66	
								334  Southeastern La.		63 	75	
								341  Florida A&M		64	41	
								342  South Carolina St.		64	34	
								344  Delaware St.		72	58	
								348  Morgan St.		50	48	
LAST 12 Division I GAMES:												
344 		Delaware St.	72	58	348 		Morgan St.	50	48			
262 		Norfolk St.	68	58	272 		Savannah St.	38	31			
248 		UMES	56		114 		Clemson	38		59		
341 		Florida A&M	64	41	208 N SIUE			83	78			
342 		South Carolina St.	64	34	236 N Tennessee St.			60		69		
269 		Coppin St.	71	52	285 		North Florida	52	50			

Non-Div I Games: Edward Waters 55 45 Flagler 76 53

Bethune-Cookman

 Loss,  Non-Conf, S Site,  Home  Away N Neutral



Average RPI Win:	258	WON-LOST	WINNING	LAST 10	STRENGTH OF	OPP. STRENGTH	TEAM	ADJ.	CONF.	ADJ CONF.
Average RPI Loss:	137	RECORD	PCT. RANK	GAMES	SCHEDULE	OF SCHEDULE	RPI	RPI	RPI	RPI
DIV. I ONLY	9- 12	211	6- 4	165	296	205	205	22	22	
DIV. I NON-CONF.	3- 8	262	0- 1	74	324	199	199	22	22	
TOTALS	RPI 1-25	RPI 26-50	W-L RECORDS	RPI 51-100	RPI 101-150	RPI 150+				
9- 12	0- 0	0- 1	OVERALL	0- 3	2- 2	7- 6				
3- 7	0- 0	0- 0	HOME	0- 3	1- 1	2- 3				
6- 5	0- 0	0- 1	AWAY	0- 0	1- 1	5- 3				
0- 0	0- 0	0- 0	NEUTRAL	0- 0	0- 0	0- 0				
3- 8	0- 0	0- 1	NON-CONFERENCE	0- 2	1- 2	2- 3				
0- 5	0- 0	0- 0	HOME	0- 2	0- 1	0- 2				
3- 3	0- 0	0- 1	AWAY	0- 0	1- 1	2- 1				
0- 0	0- 0	0- 0	NEUTRAL	0- 0	0- 0	0- 0				
6- 4	0- 0	0- 0	CONFERENCE	0- 1	1- 0	5- 3				
3- 2	0- 0	0- 0	HOME	0- 1	1- 0	2- 1				
3- 2	0- 0	0- 0	AWAY	0- 0	0- 0	3- 2				
0- 0	0- 0	0- 0	NEUTRAL	0- 0	0- 0	0- 0				

RPI S	Opponent	Score	RPI S	Opponent	Score	RPI S	Opponent	Score	RPI S	Opponent	Score	Team's RPI: 205
45	A Ohio	55 63	59	H Bucknell	57 67	118	A Penn	61 48	136	H Maine	58 52	
			92	H Cornell	51 54	144	H Columbia	65 75	149	A Yale	48 57	
			94	H New Hampshire	62 70	151	A Hartford	73 76	154	H Brown	72 83	
						161	H Albany (NY)	61 67	170	A Providence	58 71	
						194	H Sacred Heart	69 77	230	A UMBC	45 53	
						230	H UMBC	69 62	254	A Stony Brook	48 40	
						260	A Vermont	64 55	306	A NJIT	68 44	
						338	A UMass Lowell	58 48	338	H UMass Lowell	69 54	
						346	A Fairleigh Dickinson	80 69				
LAST 12 Division I GAMES:												
338	H UMass Lowell	69 54	94	H New Hampshire	62 70							
230	A UMBC	45 53	260	A Vermont	64 55							
136	H Maine	58 52	338	A UMass Lowell	58 48							
151	A Hartford	73 76	230	H UMBC	69 62							
254	A Stony Brook	48 40	92	H Cornell	51 54							
161	H Albany (NY)	61 67	45	A Ohio	55 63							

Non-Div I Games: Georgian Court 74 53 Misericordia 77 54

Binghamton

■ Loss, 
 ■ Non-Conf, 
 ■ S Site, 
 ■ H Home 
 ■ A Away 
 N Neutral

Average RPI Win:	164	WON-LOST	WINNING	LAST 10	STRENGTH OF	OPP. STRENGTH	TEAM	ADJ.	CONF.	ADJ CONF.
Average RPI Loss:	146	RECORD	PCT. RANK	GAMES	SCHEDULE	OF SCHEDULE	RPI	RPI	RPI	RPI
DIV. I ONLY	13- 7	99	4- 6	94	150	85	85	13	13	
DIV. I NON-CONF.	8- 1	21	1- 0	126	110	23	23	15	15	
TOTALS	RPI 1-25	RPI 26-50	W-L RECORDS	RPI 51-100	RPI 101-150	RPI 150+				
13- 7	0- 1	0- 0	OVERALL	3- 2	3- 1	7- 3				
9- 2	0- 0	0- 0	HOME	0- 2	2- 0	7- 0				
3- 5	0- 1	0- 0	AWAY	2- 0	1- 1	0- 3				
1- 0	0- 0	0- 0	NEUTRAL	1- 0	0- 0	0- 0				
8- 1	0- 1	0- 0	NON-CONFERENCE	2- 0	2- 0	4- 0				
5- 0	0- 0	0- 0	HOME	0- 0	1- 0	4- 0				
2- 1	0- 1	0- 0	AWAY	1- 0	1- 0	0- 0				
1- 0	0- 0	0- 0	NEUTRAL	1- 0	0- 0	0- 0				
5- 6	0- 0	0- 0	CONFERENCE	1- 2	1- 1	3- 3				
4- 2	0- 0	0- 0	HOME	0- 2	1- 0	3- 0				
1- 4	0- 0	0- 0	AWAY	1- 0	0- 1	0- 3				
0- 0	0- 0	0- 0	NEUTRAL	0- 0	0- 0	0- 0				

RPI 1-25				RPI 26-50				RPI 51-100 Team's RPI: 85				RPI 101+			
RPI	S	Opponent	Score	RPI	S	Opponent	Score	RPI	S	Opponent	Score	RPI	S	Opponent	Score
8	A	Washington	66 92					55	A	Washington St.	77 73	103	H	Wyoming	64 54
								66	A	Colorado St.	51 45	125	A	St. Mary's (CA)	83 78
								66	H	Colorado St.	53 60	143	H	Eastern Wash.	67 64
								80	H	UNLV	55 58	145	A	New Mexico	68 75
								89	N	Charlotte	68 65	167	H	Fresno St.	67 66
												202	A	Utah St.	63 65
												202	H	Utah St.	76 56
												206	H	San Jose St.	86 64
												213	H	Seattle U	73 68
												232	A	San Diego St.	77 84
												234	H	Hawaii	61 49
												253	H	Portland St.	94 76
												275	H	Portland	74 60
												290	A	Nevada	62 69
LAST 12 Division I GAMES:															
202	A	Utah St.	63 65	167	H	Fresno St.	67 66								
66	H	Colorado St.	53 60	232	A	San Diego St.	77 84								
103	H	Wyoming	64 54	80	H	UNLV	55 58								
290	A	Nevada	62 69	66	A	Colorado St.	51 45								
206	H	San Jose St.	86 64	202	H	Utah St.	76 56								
145	A	New Mexico	68 75	234	H	Hawaii	61 49								

Non-Div I Games: Southern Ore. 89 45 Concordia Portland 71 40

Boise St.

Loss, Non-Conf, S Site, H Home A Away N Neutral

Average RPI Win:	211	WON-LOST	WINNING	LAST 10	STRENGTH OF	OPP. STRENGTH	TEAM	ADJ.	CONF.	ADJ CONF.
Average RPI Loss:	73	RECORD	PCT. RANK	GAMES	SCHEDULE	OF SCHEDULE	RPI	RPI	RPI	RPI
DIV. I ONLY	8- 16	257	0- 10	54	67	177	177	3	3	
DIV. I NON-CONF.	7- 6	157	1- 0	193	225	185	185	4	4	
TOTALS	RPI 1-25	RPI 26-50	W-L RECORDS	RPI 51-100	RPI 101-150	RPI 150+				
8- 16	0- 4	0- 3	OVERALL	0- 3	3- 4	5- 2				
6- 7	0- 3	0- 2	HOME	0- 1	2- 1	4- 0				
1- 8	0- 1	0- 1	AWAY	0- 2	1- 2	0- 2				
1- 1	0- 0	0- 0	NEUTRAL	0- 0	0- 1	1- 0				
7- 6	0- 0	0- 0	NON-CONFERENCE	0- 1	2- 3	5- 2				
5- 2	0- 0	0- 0	HOME	0- 1	1- 1	4- 0				
1- 3	0- 0	0- 0	AWAY	0- 0	1- 1	0- 2				
1- 1	0- 0	0- 0	NEUTRAL	0- 0	0- 1	1- 0				
1- 10	0- 4	0- 3	CONFERENCE	0- 2	1- 1	0- 0				
1- 5	0- 3	0- 2	HOME	0- 0	1- 0	0- 0				
0- 5	0- 1	0- 1	AWAY	0- 2	0- 1	0- 0				
0- 0	0- 0	0- 0	NEUTRAL	0- 0	0- 0	0- 0				

RPI 1-25				RPI 26-50				RPI 51-100				RPI 101+ Team's RPI: 177			
RPI	S	Opponent	Score	RPI	S	Opponent	Score	RPI	S	Opponent	Score	RPI	S	Opponent	Score
2	H	Notre Dame	69 80	33	A	Syracuse	52 79	58	A	Wake Forest	55 71	101	N	SMU	64 72
7	H	Florida St.	53 85	33	H	Syracuse	45 72	70	A	Virginia	55 62	114	H	Clemson	60 48
11	H	Duke	44 67	42	H	Georgia Tech	67 71	83	H	Penn St.	56 60	115	A	Fordham	49 56
21	A	Miami (FL)	51 58									125	H	St. Mary's (CA)	54 62
												136	H	Maine	64 53
												137	A	Pittsburgh	43 56
												149	A	Yale	71 64
												151	A	Hartford	56 65
												170	H	Providence	57 53
												184	A	Seton Hall	66 71
												214	H	Dartmouth	65 53
												274	H	Boston U.	67 49
												311	H	Central Conn. St.	66 46
												320	N	St. Francis Brooklyn	73 58
LAST 12 Division I GAMES:															
33	H	Syracuse	45 72	70	A	Virginia	55 62								
7	H	Florida St.	53 85	42	H	Georgia Tech	67 71								
21	A	Miami (FL)	51 58	33	A	Syracuse	52 79								
58	A	Wake Forest	55 71	137	A	Pittsburgh	43 56								
11	H	Duke	44 67	114	H	Clemson	60 48								
2	H	Notre Dame	69 80	136	H	Maine	64 53								

Non-Div I Games:

Boston College

■ Loss, 
 ■ Non-Conf, 
 ■ S Site, 
 ■ H Home 
 ■ A Away 
 N Neutral

Average RPI Win:	305	WON-LOST	WINNING	LAST 10	STRENGTH OF	OPP. STRENGTH	TEAM	ADJ.	CONF.	ADJ CONF.
Average RPI Loss:	137	RECORD	PCT. RANK	GAMES	SCHEDULE	OF SCHEDULE	RPI	RPI	RPI	RPI
DIV. I ONLY	8- 14	240	5- 5	277	209	274	274	23	23	
DIV. I NON-CONF.	2- 9	293	1- 0	217	182	316	316	25	25	
TOTALS	RPI 1-25	RPI 26-50	W-L RECORDS	RPI 51-100	RPI 101-150	RPI 150+				
8- 14	0- 1	0- 1	OVERALL	0- 3	0- 2	8- 7				
5- 5	0- 0	0- 1	HOME	0- 2	0- 1	5- 1				
3- 8	0- 1	0- 0	AWAY	0- 0	0- 1	3- 6				
0- 1	0- 0	0- 0	NEUTRAL	0- 1	0- 0	0- 0				
2- 9	0- 1	0- 1	NON-CONFERENCE	0- 2	0- 0	2- 5				
2- 3	0- 0	0- 1	HOME	0- 1	0- 0	2- 1				
0- 5	0- 1	0- 0	AWAY	0- 0	0- 0	0- 4				
0- 1	0- 0	0- 0	NEUTRAL	0- 1	0- 0	0- 0				
6- 5	0- 0	0- 0	CONFERENCE	0- 1	0- 2	6- 2				
3- 2	0- 0	0- 0	HOME	0- 1	0- 1	3- 0				
3- 3	0- 0	0- 0	AWAY	0- 0	0- 1	3- 2				
0- 0	0- 0	0- 0	NEUTRAL	0- 0	0- 0	0- 0				

RPI 1-25			RPI 26-50			RPI 51-100			RPI 101+			Team's RPI: 274
RPI	S	Opponent	Score	RPI	S	Opponent	Score	RPI	S	Opponent	Score	Score
24	A	Arizona St.	42 71	35	H	Harvard	52 65	59	H	Bucknell	50 66	121 A Navy 41 55
								94	H	New Hampshire	51 59	121 H Navy 59 62
								100	N	Long Beach St.	48 61	161 A Albany (NY) 54 69
												175 A American 62 73
												177 A Boston College 49 67
												182 A Northeastern 59 78
												214 H Dartmouth 49 61
												229 A Colgate 87 96
												231 A Marist 57 76
												239 H Loyola Maryland 61 58
												295 H Massachusetts 64 60
												304 A Holy Cross 66 49
												310 A Lehigh 69 64
												310 H Lehigh 64 50
												322 A Lafayette 75 58
												322 H Lafayette 68 50
												338 H UMass Lowell 66 56
LAST 12 Division I GAMES:												
322	A	Lafayette	75 58	175	A	American	62 73					
121	A	Navy	41 55	322	H	Lafayette	68 50					
310	H	Lehigh	64 50	121	H	Navy	59 62					
59	H	Bucknell	50 66	310	A	Lehigh	69 64					
229	A	Colgate	87 96	304	A	Holy Cross	66 49					
239	H	Loyola Maryland	61 58	295	H	Massachusetts	64 60					

Non-Div I Games:

Boston U.

■ Loss, 
 ■ Non-Conf, S Site, 
 ■ Home 
 ■ Away 
 N Neutral

## Bowling Green

Through Games Of Feb. 5, 2017

Average RPI Win:	263	WON-LOST	WINNING	LAST 10	STRENGTH OF	OPP. STRENGTH	TEAM	ADJ.	CONF.	ADJ CONF.
Average RPI Loss:	122	RECORD	PCT. RANK	GAMES	SCHEDULE	OF SCHEDULE	RPI	RPI	RPI	RPI
DIV. I ONLY	4- 15	313	2- 8	110	139	256	256	10	10	
DIV. I NON-CONF.	2- 7	284	0- 1	219	113	290	290	11	11	
TOTALS	RPI 1-25	RPI 26-50	W-L RECORDS	RPI 51-100	RPI 101-150	RPI 150+				
4- 15	0- 1	0- 2	OVERALL	0- 5	0- 2	4- 5				
1- 8	0- 0	0- 1	HOME	0- 4	0- 1	1- 2				
1- 6	0- 1	0- 1	AWAY	0- 0	0- 1	1- 3				
2- 1	0- 0	0- 0	NEUTRAL	0- 1	0- 0	2- 0				
2- 7	0- 1	0- 1	NON-CONFERENCE	0- 2	0- 0	2- 3				
0- 3	0- 0	0- 0	HOME	0- 1	0- 0	0- 2				
0- 3	0- 1	0- 1	AWAY	0- 0	0- 0	0- 1				
2- 1	0- 0	0- 0	NEUTRAL	0- 1	0- 0	2- 0				
2- 8	0- 0	0- 1	CONFERENCE	0- 3	0- 2	2- 2				
1- 5	0- 0	0- 1	HOME	0- 3	0- 1	1- 0				
1- 3	0- 0	0- 0	AWAY	0- 0	0- 1	1- 2				
0- 0	0- 0	0- 0	NEUTRAL	0- 0	0- 0	0- 0				

RPI 1-25				RPI 26-50				RPI 51-100				RPI 101+ Team's RPI: 256			
RPI	S	Opponent	Score	RPI	S	Opponent	Score	RPI	S	Opponent	Score	RPI	S	Opponent	Score
13	A	Louisville	58 83	44	A	Virginia Tech	51 98	69	H	Buffalo	50 61	106	A	Kent St.	78 80
				45	H	Ohio	58 69	70	H	Virginia	47 67	130	H	Ball St.	53 75
								77	H	Northern Ill.	76 89	157	H	Cincinnati	58 68
								82	H	Central Mich.	65 76	164	A	Western Mich.	58 75
								95	N	Chattanooga	49 54	195	H	Cleveland St.	56 64
												209	A	Akron	62 58
												209	H	Akron	86 50
												264	A	Eastern Mich.	74 81
												312	N	Saint Peter's	73 68
												313	A	Eastern Ky.	55 57
												322	N	Lafayette	69 42
LAST 12 Division I GAMES:															
209	H	Akron	86 50	164	A	Western Mich.	58 75								
106	A	Kent St.	78 80	209	A	Akron	62 58								
264	A	Eastern Mich.	74 81	77	H	Northern Ill.	76 89								
130	H	Ball St.	53 75	45	H	Ohio	58 69								
69	H	Buffalo	50 61	195	H	Cleveland St.	56 64								
82	H	Central Mich.	65 76	44	A	Virginia Tech	51 98								

Non-Div I Games: Davis & Elkins 73 46 Ohio Valley 82 46 Malone 65 78

Bowling Green

Loss, Non-Conf, S Site, H Home A Away N Neutral

Average RPI Win:	256	WON-LOST	WINNING	LAST 10	STRENGTH OF	OPP. STRENGTH	TEAM	ADJ.	CONF.	ADJ CONF.
Average RPI Loss:	139	RECORD	PCT. RANK	GAMES	SCHEDULE	OF SCHEDULE	RPI	RPI	RPI	RPI
DIV. I ONLY	8- 13	235	5- 5	211	207	226	226	16	16	
DIV. I NON-CONF.	3- 7	250	1- 0	131	239	209	209	14	14	
TOTALS	RPI 1-25	RPI 26-50	W-L RECORDS	RPI 51-100	RPI 101-150	RPI 150+				
8- 13	0- 0	0- 2	OVERALL	0- 3	1- 2	7- 6				
4- 6	0- 0	0- 2	HOME	0- 2	1- 1	3- 1				
4- 7	0- 0	0- 0	AWAY	0- 1	0- 1	4- 5				
0- 0	0- 0	0- 0	NEUTRAL	0- 0	0- 0	0- 0				
3- 7	0- 0	0- 1	NON-CONFERENCE	0- 2	1- 2	2- 2				
1- 3	0- 0	0- 1	HOME	0- 1	1- 1	0- 0				
2- 4	0- 0	0- 0	AWAY	0- 1	0- 1	2- 2				
0- 0	0- 0	0- 0	NEUTRAL	0- 0	0- 0	0- 0				
5- 6	0- 0	0- 1	CONFERENCE	0- 1	0- 0	5- 4				
3- 3	0- 0	0- 1	HOME	0- 1	0- 0	3- 1				
2- 3	0- 0	0- 0	AWAY	0- 0	0- 0	2- 3				
0- 0	0- 0	0- 0	NEUTRAL	0- 0	0- 0	0- 0				

RPI S	Opponent	Score	RPI S	Opponent	Score	RPI S	Opponent	Score	RPI S	Opponent	Score	Team's RPI: 226
32	H Drake	60 93	34	H Green Bay	43 68	57	H UNI	53 72	106	A Kent St.	52 77	
						77	H Northern Ill.	51 81	119	H Saint Louis	58 68	
						90	A Western Ill.	77 91	146	H Detroit	70 60	
									152	A Missouri St.	75 73	
									164	A Western Mich.	64 83	
									185	H Southern Ill.	57 66	
									192	A Wichita St.	54 65	
									200	A Indiana St.	51 58	
									200	H Indiana St.	54 41	
									233	A Butler	56 58	
									270	H Evansville	56 52	
									316	A Loyola Chicago	60 53	
									316	H Loyola Chicago	72 45	
									318	A Illinois St.	63 71	
									319	A Valparaiso	67 56	
									326	A Ill.-Chicago	65 56	
LAST 12 Division I GAMES:												
200	H Indiana St.	54 41	57	H UNI	53 72							
316	H Loyola Chicago	72 45	32	H Drake	60 93							
270	H Evansville	56 52	316	A Loyola Chicago	60 53							
185	H Southern Ill.	57 66	200	A Indiana St.	51 58							
152	A Missouri St.	75 73	318	A Illinois St.	63 71							
192	A Wichita St.	54 65	326	A Ill.-Chicago	65 56							

Non-Div I Games: Eureka 103 59

Bradley

■ Loss, 
 ■ Non-Conf, S Site, 
 ■ Home 
 ■ Away 
 N Neutral

Average RPI Win:	217	WON-LOST	WINNING	LAST 10	STRENGTH OF	OPP. STRENGTH	TEAM	ADJ.	CONF.	ADJ CONF.
Average RPI Loss:	196	RECORD	PCT. RANK	GAMES	SCHEDULE	OF SCHEDULE	RPI	RPI	RPI	RPI
DIV. I ONLY	12- 6	82	6- 3	279	244	154	154	9	9	
DIV. I NON-CONF.	8- 4	97	4- 1	340	300	218	218	9	9	
TOTALS	RPI 1-25	RPI 26-50	W-L RECORDS	RPI 51-100	RPI 101-150	RPI 150+				
12- 6	0- 0	0- 0	OVERALL	1- 0	2- 3	9- 3				
7- 2	0- 0	0- 0	HOME	1- 0	2- 0	4- 2				
5- 4	0- 0	0- 0	AWAY	0- 0	0- 3	5- 1				
0- 0	0- 0	0- 0	NEUTRAL	0- 0	0- 0	0- 0				
8- 4	0- 0	0- 0	NON-CONFERENCE	0- 0	0- 1	8- 3				
4- 2	0- 0	0- 0	HOME	0- 0	0- 0	4- 2				
4- 2	0- 0	0- 0	AWAY	0- 0	0- 1	4- 1				
0- 0	0- 0	0- 0	NEUTRAL	0- 0	0- 0	0- 0				
4- 2	0- 0	0- 0	CONFERENCE	1- 0	2- 2	1- 0				
3- 0	0- 0	0- 0	HOME	1- 0	2- 0	0- 0				
1- 2	0- 0	0- 0	AWAY	0- 0	0- 2	1- 0				
0- 0	0- 0	0- 0	NEUTRAL	0- 0	0- 0	0- 0				

RPI 1-25				RPI 26-50				RPI 51-100				RPI 101+ Team's RPI: 154			
RPI	S	Opponent	Score	RPI	S	Opponent	Score	RPI	S	Opponent	Score	RPI	S	Opponent	Score
								92	H	Cornell	72 67	118	A	Penn	60 86
												122	A	VCU	72 85
												144	H	Columbia	69 60
												149	A	Yale	51 73
												149	H	Yale	76 73
												170	H	Providence	77 70
												174	A	Princeton	98 88
												194	A	Sacred Heart	80 66
												205	A	Binghamton	83 72
												229	H	Colgate	62 67
												251	H	Howard	83 78
												260	A	Vermont	62 50
												265	H	Manhattan	57 58
												293	A	Bryant	67 70
												300	H	Rhode Island	76 65
												312	H	Saint Peter's	80 71
												348	A	Morgan St.	68 51
LAST 12 Division I GAMES:															
				144	H	Columbia	69 60					348	A	Morgan St.	68 51
				92	H	Cornell	72 67					122	A	VCU	72 85
				149	A	Yale	51 73					312	H	Saint Peter's	80 71
				149	H	Yale	76 73					260	A	Vermont	62 50
				118	A	Penn	60 86					170	H	Providence	77 70
				174	A	Princeton	98 88					300	H	Rhode Island	76 65

Non-Div I Games: Rhode Island Col. 90 44

Brown

■ Loss, 
 ■ Non-Conf, 
 ■ S Site, 
 ■ H Home 
 ■ A Away 
 N Neutral

Average RPI Win:	304	WON-LOST	WINNING	LAST 10	STRENGTH OF	OPP. STRENGTH	TEAM	ADJ.	CONF.	ADJ CONF.
Average RPI Loss:	207	RECORD	PCT. RANK	GAMES	SCHEDULE	OF SCHEDULE	RPI	RPI	RPI	RPI
DIV. I ONLY	10- 12	202	5- 5	339	326	293	293	31	31	
DIV. I NON-CONF.	5- 6	186	1- 0	322	219	265	265	32	32	
TOTALS	RPI 1-25	RPI 26-50	W-L RECORDS	RPI 51-100	RPI 101-150	RPI 150+				
10- 12	0- 0	0- 0	OVERALL	0- 1	0- 2	10- 9				
6- 2	0- 0	0- 0	HOME	0- 0	0- 1	6- 1				
3- 9	0- 0	0- 0	AWAY	0- 1	0- 1	3- 7				
1- 1	0- 0	0- 0	NEUTRAL	0- 0	0- 0	1- 1				
5- 6	0- 0	0- 0	NON-CONFERENCE	0- 1	0- 2	5- 3				
3- 1	0- 0	0- 0	HOME	0- 0	0- 1	3- 0				
1- 4	0- 0	0- 0	AWAY	0- 1	0- 1	1- 2				
1- 1	0- 0	0- 0	NEUTRAL	0- 0	0- 0	1- 1				
5- 6	0- 0	0- 0	CONFERENCE	0- 0	0- 0	5- 6				
3- 1	0- 0	0- 0	HOME	0- 0	0- 0	3- 1				
2- 5	0- 0	0- 0	AWAY	0- 0	0- 0	2- 5				
0- 0	0- 0	0- 0	NEUTRAL	0- 0	0- 0	0- 0				

RPI 1-25			RPI 26-50			RPI 51-100			RPI 101+ Team's RPI: 293		
RPI	S	Opponent	Score	RPI	S	Opponent	Score	RPI	S	Opponent	Score
						94 A New Hampshire	60 62	136 H Maine		52 77	
								137 A Pittsburgh		60 76	
								154 H Brown		70 67	
								170 N Providence		51 62	
								189 A Rutgers		42 50	
								194 A Sacred Heart		59 66	
								194 H Sacred Heart		53 65	
								219 A Saint Francis (PA)		67 79	
								221 A Robert Morris		46 62	
								260 A Vermont		63 57	
								295 A Massachusetts		62 68	
								300 N Rhode Island		62 56	
								304 H Holy Cross		76 74	
								311 A Central Conn. St.		52 53	
								320 A St. Francis Brooklyn		47 63	
								321 H Mt. St. Mary's		78 62	
								333 A LIU Brooklyn		62 53	
								338 H UMass Lowell		73 62	
								340 H Wagner		70 61	
								346 A Fairleigh Dickinson		56 48	
								346 H Fairleigh Dickinson		50 48	
LAST 12 Division I GAMES:											
194 A		Sacred Heart	59 66	194 H		Sacred Heart	53 65				
346 H		Fairleigh Dickinson	50 48	346 A		Fairleigh Dickinson	56 48				
311 A		Central Conn. St.	52 53	321 H		Mt. St. Mary's	78 62				
219 A		Saint Francis (PA)	67 79	333 A		LIU Brooklyn	62 53				
221 A		Robert Morris	46 62	320 A		St. Francis Brooklyn	47 63				
340 H		Wagner	70 61	338 H		UMass Lowell	73 62				

Non-Div I Games:

Bryant

■ Loss, 
 ■ Non-Conf, 
 ■ S Site, 
 ■ H Home 
 ■ A Away 
 N Neutral



Average RPI Win: <b>210</b>	WON-LOST	WINNING	LAST 10	STRENGTH OF	OPP. STRENGTH	TEAM	ADJ.	CONF.	ADJ CONF.
Average RPI Loss: <b>156</b>	RECORD	PCT. RANK	GAMES	SCHEDULE	OF SCHEDULE	RPI	RPI	RPI	RPI
DIV. I ONLY	17- 5	27	8- 2	193	233	59	59	23	23
DIV. I NON-CONF.	8- 3	67	1- 0	199	136	73	73	25	25
TOTALS	RPI 1-25	RPI 26-50	W-L RECORDS	RPI 51-100	RPI 101-150	RPI 150+			
17- 5	0- 0	0- 1	OVERALL	1- 1	2- 0	14- 3			
9- 0	0- 0	0- 0	HOME	1- 0	1- 0	7- 0			
8- 5	0- 0	0- 0	AWAY	0- 0	1- 0	7- 0			
0- 0	0- 0	0- 0	NEUTRAL	0- 0	0- 0	0- 0			
8- 3	0- 0	0- 1	NON-CONFERENCE	1- 1	1- 0	6- 1			
4- 0	0- 0	0- 0	HOME	1- 0	0- 0	3- 0			
4- 3	0- 0	0- 1	AWAY	0- 1	1- 0	3- 1			
0- 0	0- 0	0- 0	NEUTRAL	0- 0	0- 0	0- 0			
9- 2	0- 0	0- 0	CONFERENCE	0- 0	1- 0	8- 2			
5- 0	0- 0	0- 0	HOME	0- 0	1- 0	4- 0			
4- 2	0- 0	0- 0	AWAY	0- 0	0- 0	4- 2			
0- 0	0- 0	0- 0	NEUTRAL	0- 0	0- 0	0- 0			

RPI S	Opponent	Score	RPI S	Opponent	Score	RPI S	Opponent	Score	RPI S	Opponent	Score
			26	A Elon	58 64	73	H Drexel	78 66	111	A Saint Joseph's	64 61
						86	A North Carolina	50 65	121	H Navy	67 64
									172	A Army West Point	60 56
									172	H Army West Point	68 62
									175	A American	47 59
									175	H American	73 67
									189	A Rutgers	53 57
									195	H Cleveland St.	77 66
									205	A Binghamton	67 57
									209	A Akron	61 47
									217	A St. Bonaventure	57 35
									229	H Colgate	79 56
									239	A Loyola Maryland	72 66
									265	H Manhattan	69 64
									274	A Boston U.	66 50
									304	A Holy Cross	51 63
									304	H Holy Cross	77 48
									306	H NJIT	67 36
									310	A Lehigh	77 58
LAST 12 Division I GAMES:											
304	A	Holy Cross	51	63	310	A	Lehigh	77	58		
175	A	American	47	59	304	H	Holy Cross	77	48		
172	H	Army West Point	68	62	175	H	American	73	67		
274	A	Boston U.	66	50	172	A	Army West Point	60	56		
239	A	Loyola Maryland	72	66	121	H	Navy	67	64		
229	H	Colgate	79	56	265	H	Manhattan	69	64		

Non-Div I Games:

Bucknell

Average RPI Win:	<b>188</b>	WON-LOST	WINNING	LAST 10	STRENGTH OF	OPP. STRENGTH	TEAM	ADJ.	CONF.	ADJ CONF.
Average RPI Loss:	<b>78</b>	RECORD	PCT. RANK	GAMES	SCHEDULE	OF SCHEDULE	RPI	RPI	RPI	RPI
DIV. I ONLY	<b>16- 6</b>	<b>54</b>	<b>5- 5</b>	<b>121</b>	<b>124</b>	<b>69</b>	<b>69</b>	<b>10</b>	<b>10</b>	
DIV. I NON-CONF.	<b>10- 1</b>	<b>16</b>	<b>0- 1</b>	<b>194</b>	<b>178</b>	<b>49</b>	<b>49</b>	<b>11</b>	<b>11</b>	
TOTALS	RPI 1-25	RPI 26-50	W-L RECORDS	RPI 51-100	RPI 101-150	RPI 150+				
16- 6	0- 0	0- 2	OVERALL	1- 3	4- 1	11- 0				
10- 2	0- 0	0- 0	HOME	1- 1	2- 1	7- 0				
6- 3	0- 0	0- 1	AWAY	0- 2	2- 0	4- 0				
0- 1	0- 0	0- 1	NEUTRAL	0- 0	0- 0	0- 0				
10- 1	0- 0	0- 1	NON-CONFERENCE	0- 0	3- 0	7- 0				
7- 0	0- 0	0- 0	HOME	0- 0	1- 0	6- 0				
3- 0	0- 0	0- 0	AWAY	0- 0	2- 0	1- 0				
0- 1	0- 0	0- 1	NEUTRAL	0- 0	0- 0	0- 0				
6- 5	0- 0	0- 1	CONFERENCE	1- 3	1- 1	4- 0				
3- 2	0- 0	0- 0	HOME	1- 1	1- 1	1- 0				
3- 3	0- 0	0- 1	AWAY	0- 2	0- 0	3- 0				
0- 0	0- 0	0- 0	NEUTRAL	0- 0	0- 0	0- 0				

RPI S	Opponent	Score	RPI S	Opponent	Score	RPI S	Opponent	Score	RPI S	Opponent	Score
			35 N	Harvard	62 <b>74</b>	82 A	Central Mich.	71 <b>88</b>	106 H	Kent St.	77 62
			45 A	Ohio	55 <b>83</b>	82 H	Central Mich.	67 56	108 A	Duquesne	71 69
						87 A	Toledo	63 <b>85</b>	115 A	Fordham	58 54
						87 H	Toledo	64 <b>73</b>	130 H	Ball St.	75 <b>89</b>
									140 H	UCF	66 65
									164 A	Western Mich.	62 47
									181 H	Hofstra	74 50
									194 H	Sacred Heart	76 55
									216 H	Niagara	73 63
									217 H	St. Bonaventure	68 47
									218 A	Miami (OH)	68 51
									218 H	Miami (OH)	71 45
									238 A	Canisius	65 52
									256 A	Bowling Green	61 50
									265 H	Manhattan	73 39
									295 H	Massachusetts	61 47
LAST 12 Division I GAMES:											
			106 H	Kent St.	77 62	218 A	Miami (OH)	68 51			
			87 A	Toledo	63 <b>85</b>	87 H	Toledo	64 <b>73</b>			
			164 A	Western Mich.	62 47	82 A	Central Mich.	71 <b>88</b>			
			130 H	Ball St.	75 <b>89</b>	45 A	Ohio	55 <b>83</b>			
			82 H	Central Mich.	67 56	218 H	Miami (OH)	71 45			
			256 A	Bowling Green	61 50	35 N	Harvard	62 <b>74</b>			

Non-Div I Games:

Buffalo

Average RPI Win: <b>221</b>	WON-LOST	WINNING	LAST 10	STRENGTH OF	OPP. STRENGTH	TEAM	ADJ.	CONF.	ADJ CONF.
Average RPI Loss: <b>101</b>	RECORD	PCT. RANK	GAMES	SCHEDULE	OF SCHEDULE	RPI	RPI	RPI	RPI
DIV. I ONLY	5- 18	309	2- 8	85	83	233	233	7	7
DIV. I NON-CONF.	3- 8	262	0- 0	139	174	274	274	7	7
TOTALS	RPI 1-25	RPI 26-50	W-L RECORDS	RPI 51-100	RPI 101-150	RPI 150+			
5- 18	0- 2	0- 4	OVERALL	0- 3	0- 4	5- 5			
4- 8	0- 0	0- 2	HOME	0- 2	0- 2	4- 2			
1- 10	0- 2	0- 2	AWAY	0- 1	0- 2	1- 3			
0- 0	0- 0	0- 0	NEUTRAL	0- 0	0- 0	0- 0			
3- 8	0- 0	0- 2	NON-CONFERENCE	0- 0	0- 4	3- 2			
3- 4	0- 0	0- 1	HOME	0- 0	0- 2	3- 1			
0- 4	0- 0	0- 1	AWAY	0- 0	0- 2	0- 1			
0- 0	0- 0	0- 0	NEUTRAL	0- 0	0- 0	0- 0			
2- 10	0- 2	0- 2	CONFERENCE	0- 3	0- 0	2- 3			
1- 4	0- 0	0- 1	HOME	0- 2	0- 0	1- 1			
1- 6	0- 2	0- 1	AWAY	0- 1	0- 0	1- 2			
0- 0	0- 0	0- 0	NEUTRAL	0- 0	0- 0	0- 0			

RPI	S	Opponent	Score	RPI	S	Opponent	Score	RPI	S	Opponent	Score	RPI	S	Opponent	Score	Team's RPI: 233
15	A	DePaul	69 <b>100</b>	27	H	South Fla.	59 <b>74</b>	67	A	St. John's (NY)	55 <b>62</b>	120	A	Arkansas	50 <b>68</b>	
22	A	Creighton	52 <b>67</b>	34	A	Green Bay	34 <b>61</b>	67	H	St. John's (NY)	41 <b>62</b>	124	A	TCU	47 <b>73</b>	
				43	A	Marquette	53 <b>91</b>	68	H	Villanova	69 <b>70</b>	130	H	Ball St.	50 <b>74</b>	
				47	H	Georgetown	52 <b>58</b>					140	H	UCF	59 <b>66</b>	
												170	A	Providence	51 <b>68</b>	
												173	A	Xavier	65 62	
												173	H	Xavier	43 <b>53</b>	
												184	A	Seton Hall	63 <b>65</b>	
												184	H	Seton Hall	79 58	
												187	H	ETSU	59 <b>68</b>	
												200	H	Indiana St.	66 48	
												204	A	Wisconsin	55 <b>60</b>	
												226	H	Bradley	58 56	
												324	H	Fort Wayne	70 64	
LAST 12 Division I GAMES:																
173	H	Xavier	43 <b>53</b>	15	A	DePaul	69 <b>100</b>									
184	A	Seton Hall	63 <b>65</b>	173	A	Xavier	65 62									
67	A	St. John's (NY)	55 <b>62</b>	67	H	St. John's (NY)	41 <b>62</b>									
47	H	Georgetown	52 <b>58</b>	184	H	Seton Hall	79 58									
68	H	Villanova	69 <b>70</b>	170	A	Providence	51 <b>68</b>									
43	A	Marquette	53 <b>91</b>	22	A	Creighton	52 <b>67</b>									

Non-Div I Games:

Butler

■ Loss, 
■ Non-Conf, 
■ S Site, 
■ H Home 
■ A Away 
N Neutral

CSU Bakersfield

Through Games Of Feb. 5, 2017

Average RPI Win:	284	WON-LOST	WINNING	LAST 10	STRENGTH OF	OPP. STRENGTH	TEAM	ADJ.	CONF.	ADJ CONF.
Average RPI Loss:	164	RECORD	PCT. RANK	GAMES	SCHEDULE	OF SCHEDULE	RPI	RPI	RPI	RPI
DIV. I ONLY	8- 11	216	6- 4	309	215	288	288	29	29	
DIV. I NON-CONF.	3- 9	275	2- 3	290	95	308	308	29	29	
TOTALS	RPI 1-25	RPI 26-50	W-L RECORDS	RPI 51-100	RPI 101-150	RPI 150+				
8- 11	0- 1	0- 2	OVERALL	0- 1	0- 0	8- 7				
6- 5	0- 1	0- 0	HOME	0- 1	0- 0	6- 3				
2- 6	0- 0	0- 2	AWAY	0- 0	0- 0	2- 4				
0- 0	0- 0	0- 0	NEUTRAL	0- 0	0- 0	0- 0				
3- 9	0- 1	0- 2	NON-CONFERENCE	0- 1	0- 0	3- 5				
2- 4	0- 1	0- 0	HOME	0- 1	0- 0	2- 2				
1- 5	0- 0	0- 2	AWAY	0- 0	0- 0	1- 3				
0- 0	0- 0	0- 0	NEUTRAL	0- 0	0- 0	0- 0				
5- 2	0- 0	0- 0	CONFERENCE	0- 0	0- 0	5- 2				
4- 1	0- 0	0- 0	HOME	0- 0	0- 0	4- 1				
1- 1	0- 0	0- 0	AWAY	0- 0	0- 0	1- 1				
0- 0	0- 0	0- 0	NEUTRAL	0- 0	0- 0	0- 0				

RPI 1-25				RPI 26-50				RPI 51-100				RPI 101+ Team's RPI: 288			
RPI	S	Opponent	Score	RPI	S	Opponent	Score	RPI	S	Opponent	Score	RPI	S	Opponent	Score
10	H	Stanford	56 77	37	A	Oregon	62 77	60	H	South Dakota	60 75	166	H	UC Riverside	66 71
				40	A	California	63 86					198	H	New Mexico St.	55 64
												210	A	Pacific	61 91
												213	A	Seattle U	47 54
												222	H	Grand Canyon	74 59
												234	H	Hawaii	58 51
												250	H	UTRGV	74 46
												268	H	Cal Poly	57 49
												273	H	Southern Utah	59 65
												287	A	UTEP	61 74
												308	A	Pepperdine	57 62
												309	H	UMKC	52 33
												327	A	UC Irvine	86 66
												329	H	Chicago St.	83 48
												331	A	Utah Valley	63 59
LAST 12 Division I GAMES:															
222	H	Grand Canyon	74 59	213	A	Seattle U	47 54								
309	H	UMKC	52 33	268	H	Cal Poly	57 49								
329	H	Chicago St.	83 48	287	A	UTEP	61 74								
331	A	Utah Valley	63 59	308	A	Pepperdine	57 62								
198	H	New Mexico St.	55 64	327	A	UC Irvine	86 66								
250	H	UTRGV	74 46	166	H	UC Riverside	66 71								

Non-Div I Games: Stanislaus St. 78 51 Fresno Pacific 84 61

CSU Bakersfield

Loss, Non-Conf, S Site, H Home A Away N Neutral

Average RPI Win:	213	WON-LOST	WINNING	LAST 10	STRENGTH OF	OPP. STRENGTH	TEAM	ADJ.	CONF.	ADJ CONF.
Average RPI Loss:	161	RECORD	PCT. RANK	GAMES	SCHEDULE	OF SCHEDULE	RPI	RPI	RPI	RPI
DIV. I ONLY	11- 11	168	5- 5	203	197	197	197	25	25	
DIV. I NON-CONF.	7- 7	165	2- 2	109	187	137	137	23	23	
TOTALS	RPI 1-25	RPI 26-50	W-L RECORDS	RPI 51-100	RPI 101-150	RPI 150+				
11- 11	0- 2	0- 1	OVERALL	1- 1	2- 2	8- 5				
6- 6	0- 0	0- 1	HOME	1- 0	1- 2	4- 3				
5- 5	0- 2	0- 0	AWAY	0- 1	1- 0	4- 2				
0- 0	0- 0	0- 0	NEUTRAL	0- 0	0- 0	0- 0				
7- 7	0- 2	0- 1	NON-CONFERENCE	0- 0	2- 2	5- 2				
2- 5	0- 0	0- 1	HOME	0- 0	1- 2	1- 2				
5- 2	0- 2	0- 0	AWAY	0- 0	1- 0	4- 0				
0- 0	0- 0	0- 0	NEUTRAL	0- 0	0- 0	0- 0				
4- 4	0- 0	0- 0	CONFERENCE	1- 1	0- 0	3- 3				
4- 1	0- 0	0- 0	HOME	1- 0	0- 0	3- 1				
0- 3	0- 0	0- 0	AWAY	0- 1	0- 0	0- 2				
0- 0	0- 0	0- 0	NEUTRAL	0- 0	0- 0	0- 0				

RPI 1-25				RPI 26-50				RPI 51-100				RPI 101+ Team's RPI: 197			
RPI	S	Opponent	Score	RPI	S	Opponent	Score	RPI	S	Opponent	Score	RPI	S	Opponent	Score
8	A	Washington	44 101	46	H	Michigan St.	59 63	97	A	UC Davis	65 81	118	H	Penn	36 47
10	A	Stanford	54 88					100	H	Long Beach St.	63 56	125	A	St. Mary's (CA)	73 61
												143	H	Eastern Wash.	57 71
												146	H	Detroit	76 67
												167	A	Fresno St.	61 57
												213	A	Seattle U	68 64
												215	H	San Diego	67 76
												228	A	Weber St.	89 78
												234	H	Hawaii	67 56
												242	H	UC Santa Barbara	75 61
												253	H	Portland St.	99 72
												268	A	Cal Poly	68 79
												268	H	Cal Poly	63 70
												273	H	Southern Utah	71 77
												296	A	Northern Ariz.	83 79
												327	A	UC Irvine	52 77
												339	H	Cal St. Fullerton	58 41
LAST 12 Division I GAMES:															
234	H	Hawaii	67 56	268	A	Cal Poly	68 79	339	H	Cal St. Fullerton	58 41	118	H	Penn	36 47
100	H	Long Beach St.	63 56	273	H	Southern Utah	71 77	125	A	St. Mary's (CA)	73 61	143	H	Eastern Wash.	57 71
242	H	UC Santa Barbara	75 61	213	A	Seattle U	68 64					146	H	Detroit	76 67
268	H	Cal Poly	63 70									167	A	Fresno St.	61 57
97	A	UC Davis	65 81									215	H	San Diego	67 76
327	A	UC Irvine	52 77									228	A	Weber St.	89 78

Non-Div I Games:

CSUN

■ Loss, 
■ Non-Conf, 
■ S Site, 
■ H Home 
■ A Away 
N Neutral

Average RPI Win:	265	WON-LOST	WINNING	LAST 10	STRENGTH OF	OPP. STRENGTH	TEAM	ADJ.	CONF.	ADJ CONF.
Average RPI Loss:	153	RECORD	PCT. RANK	GAMES	SCHEDULE	OF SCHEDULE	RPI	RPI	RPI	RPI
DIV. I ONLY	7- 14	257	3- 7	192	229	268	268	25	25	
DIV. I NON-CONF.	4- 8	230	0- 3	225	232	285	285	23	23	
TOTALS	RPI 1-25	RPI 26-50	W-L RECORDS	RPI 51-100	RPI 101-150	RPI 150+				
7- 14	0- 2	0- 0	OVERALL	0- 3	0- 2	7- 7				
6- 5	0- 0	0- 0	HOME	0- 1	0- 2	6- 2				
1- 9	0- 2	0- 0	AWAY	0- 2	0- 0	1- 5				
0- 0	0- 0	0- 0	NEUTRAL	0- 0	0- 0	0- 0				
4- 8	0- 2	0- 0	NON-CONFERENCE	0- 1	0- 2	4- 3				
4- 2	0- 0	0- 0	HOME	0- 0	0- 2	4- 0				
0- 6	0- 2	0- 0	AWAY	0- 1	0- 0	0- 3				
0- 0	0- 0	0- 0	NEUTRAL	0- 0	0- 0	0- 0				
3- 6	0- 0	0- 0	CONFERENCE	0- 2	0- 0	3- 4				
2- 3	0- 0	0- 0	HOME	0- 1	0- 0	2- 2				
1- 3	0- 0	0- 0	AWAY	0- 1	0- 0	1- 2				
0- 0	0- 0	0- 0	NEUTRAL	0- 0	0- 0	0- 0				

RPI 1-25				RPI 26-50				RPI 51-100				RPI 101+ Team's RPI: 268			
RPI	S	Opponent	Score	RPI	S	Opponent	Score	RPI	S	Opponent	Score	RPI	S	Opponent	Score
10	A	Stanford	55 83					65	A	Montana St.	52 71	125	H	St. Mary's (CA)	71 79
12	A	UCLA	64 80					97	H	UC Davis	53 61	148	H	San Francisco	67 73
								100	A	Long Beach St.	80 83	166	A	UC Riverside	59 68
												166	H	UC Riverside	69 72
												197	A	CSUN	70 63
												197	H	CSUN	79 68
												222	A	Grand Canyon	59 64
												234	A	Hawaii	57 66
												234	H	Hawaii	79 87
												242	H	UC Santa Barbara	78 67
												278	A	Sacramento St.	96 97
												283	H	North Dakota St.	73 46
												288	A	CSU Bakersfield	49 57
												296	H	Northern Ariz.	58 53
												308	H	Pepperdine	62 52
												331	H	Utah Valley	77 65
LAST 12 Division I GAMES:															
166	H	UC Riverside	69 72	166	A	UC Riverside	59 68								
97	H	UC Davis	53 61	197	H	CSUN	79 68								
234	A	Hawaii	57 66	242	H	UC Santa Barbara	78 67								
197	A	CSUN	70 63	288	A	CSU Bakersfield	49 57								
234	H	Hawaii	79 87	65	A	Montana St.	52 71								
100	A	Long Beach St.	80 83	148	H	San Francisco	67 73								

Non-Div I Games:

Cal Poly

■ Loss, 
 ■ Non-Conf, S Site, 
 ■ Home 
 ■ Away 
 N Neutral

Average RPI Win:	328	WON-LOST	WINNING	LAST 10	STRENGTH OF	OPP. STRENGTH	TEAM	ADJ.	CONF.	ADJ CONF.
Average RPI Loss:	190	RECORD	PCT. RANK	GAMES	SCHEDULE	OF SCHEDULE	RPI	RPI	RPI	RPI
DIV. I ONLY	2- 18	337	1- 8	270	280	339	339	25	25	
DIV. I NON-CONF.	1- 10	325	0- 2	319	298	346	346	23	23	
TOTALS	RPI 1-25	RPI 26-50	W-L RECORDS	RPI 51-100	RPI 101-150	RPI 150+				
2- 18	0- 0	0- 0	OVERALL	0- 3	0- 4	2- 11				
2- 8	0- 0	0- 0	HOME	0- 2	0- 2	2- 4				
0- 10	0- 0	0- 0	AWAY	0- 1	0- 2	0- 7				
0- 0	0- 0	0- 0	NEUTRAL	0- 0	0- 0	0- 0				
1- 10	0- 0	0- 0	NON-CONFERENCE	0- 0	0- 4	1- 6				
1- 5	0- 0	0- 0	HOME	0- 0	0- 2	1- 3				
0- 5	0- 0	0- 0	AWAY	0- 0	0- 2	0- 3				
0- 0	0- 0	0- 0	NEUTRAL	0- 0	0- 0	0- 0				
1- 8	0- 0	0- 0	CONFERENCE	0- 3	0- 0	1- 5				
1- 3	0- 0	0- 0	HOME	0- 2	0- 0	1- 1				
0- 5	0- 0	0- 0	AWAY	0- 1	0- 0	0- 4				
0- 0	0- 0	0- 0	NEUTRAL	0- 0	0- 0	0- 0				

RPI 1-25				RPI 26-50				RPI 51-100				RPI 101+				Team's RPI: 339	
RPI	S	Opponent	Score	RPI	S	Opponent	Score	RPI	S	Opponent	Score	RPI	S	Opponent	Score		
								97	A	UC Davis	39	59	103	A	Wyoming	26	61
								97	H	UC Davis	51	70	141	H	Idaho	86	88
								100	H	Long Beach St.	48	65	143	A	Eastern Wash.	67	84
													144	H	Columbia	46	61
													166	A	UC Riverside	45	68
													197	A	CSUN	41	58
													211	H	Loyola Marymount	62	77
													215	A	San Diego	50	103
													232	H	San Diego St.	61	71
													234	A	Hawaii	50	60
													242	A	UC Santa Barbara	37	57
													242	H	UC Santa Barbara	49	56
													253	A	Portland St.	73	81
													303	A	Denver	58	77
													308	H	Pepperdine	58	69
													327	H	UC Irvine	64	53
													328	H	Montana	72	56
LAST 12 Division I GAMES:																	
				242	A	UC Santa Barbara	37	57		234	A	Hawaii	50	60			
				97	A	UC Davis	39	59		242	H	UC Santa Barbara	49	56			
				100	H	Long Beach St.	48	65		197	A	CSUN	41	58			
				166	A	UC Riverside	45	68		144	H	Columbia	46	61			
				97	H	UC Davis	51	70		232	H	San Diego St.	61	71			
				327	H	UC Irvine	64	53		308	H	Pepperdine	58	69			

Non-Div I Games: Antelope Valley 64 56 Whittier 97 49

Cal St. Fullerton

Loss, Non-Conf, S Site, H Home A Away N Neutral

Average RPI Win:	155	WON-LOST	WINNING	LAST 10	STRENGTH OF	OPP. STRENGTH	TEAM	ADJ.	CONF.	ADJ CONF.
Average RPI Loss:	32	RECORD	PCT. RANK	GAMES	SCHEDULE	OF SCHEDULE	RPI	RPI	RPI	RPI
DIV. I ONLY	17- 7	66	4- 6	69	26	40	40	1	1	
DIV. I NON-CONF.	12- 0	1	0- 0	208	161	31	31	1	1	
TOTALS	RPI 1-25	RPI 26-50	W-L RECORDS	RPI 51-100	RPI 101-150	RPI 150+				
17- 7	2- 4	0- 1	OVERALL	2- 2	6- 0	7- 0				
10- 3	1- 2	0- 1	HOME	1- 0	3- 0	5- 0				
4- 4	0- 2	0- 0	AWAY	1- 2	2- 0	1- 0				
3- 0	1- 0	0- 0	NEUTRAL	0- 0	1- 0	1- 0				
12- 0	1- 0	0- 0	NON-CONFERENCE	0- 0	4- 0	7- 0				
7- 0	0- 0	0- 0	HOME	0- 0	2- 0	5- 0				
2- 0	0- 0	0- 0	AWAY	0- 0	1- 0	1- 0				
3- 0	1- 0	0- 0	NEUTRAL	0- 0	1- 0	1- 0				
5- 7	1- 4	0- 1	CONFERENCE	2- 2	2- 0	0- 0				
3- 3	1- 2	0- 1	HOME	1- 0	1- 0	0- 0				
2- 4	0- 2	0- 0	AWAY	1- 2	1- 0	0- 0				
0- 0	0- 0	0- 0	NEUTRAL	0- 0	0- 0	0- 0				

RPI 1-25				RPI 26-50				Team's RPI: 40	RPI 51-100				RPI 101+			
RPI	S	Opponent	Score	RPI	S	Opponent	Score		RPI	S	Opponent	Score	RPI	S	Opponent	Score
6	H	Oregon St.	56 66	37	H	Oregon	66 69		55	A	Washington St.	79 84	108	H	Duquesne	86 66
8	A	Washington	67 90						72	A	Utah	57 63	117	N	Southern Miss.	71 51
12	H	UCLA	80 77						75	H	Southern California	63 56	123	A	Arizona	74 64
18	N	Oklahoma	82 74						88	A	Colorado	65 53	123	H	Arizona	71 60
24	A	Arizona St.	62 72										125	A	St. Mary's (CA)	74 67
24	H	Arizona St.	45 54										148	H	San Francisco	75 52
													158	H	Santa Clara	73 58
													166	H	UC Riverside	71 56
													179	A	Nebraska	86 65
													278	H	Sacramento St.	97 73
													288	H	CSU Bakersfield	86 63
													310	H	Lehigh	96 63
													325	N	Arkansas St.	80 55
LAST 12 Division I GAMES:																
75	H	Southern California	63 56	72	A	Utah	57 63									
12	H	UCLA	80 77	88	A	Colorado	65 53									
55	A	Washington St.	79 84	37	H	Oregon	66 69									
8	A	Washington	67 90	6	H	Oregon St.	56 66									
123	H	Arizona	71 60	24	A	Arizona St.	62 72									
24	H	Arizona St.	45 54	123	A	Arizona	74 64									

Non-Div I Games:

California

■ Loss, 
■ Non-Conf, S Site, 
■ Home 
■ Away 
N Neutral



Average RPI Win:	301	WON-LOST	WINNING	LAST 10	STRENGTH OF	OPP. STRENGTH	TEAM	ADJ.	CONF.	ADJ CONF.
Average RPI Loss:	161	RECORD	PCT. RANK	GAMES	SCHEDULE	OF SCHEDULE	RPI	RPI	RPI	RPI
DIV. I ONLY	13- 5	61	8- 2	345	330	223	223	28	28	
DIV. I NON-CONF.	5- 3	121	1- 0	339	342	244	244	28	28	
TOTALS	RPI 1-25	RPI 26-50	W-L RECORDS	RPI 51-100	RPI 101-150	RPI 150+				
13- 5	0- 0	0- 0	OVERALL	0- 0	0- 3	13- 2				
5- 4	0- 0	0- 0	HOME	0- 0	0- 2	5- 2				
6- 1	0- 0	0- 0	AWAY	0- 0	0- 1	6- 0				
2- 0	0- 0	0- 0	NEUTRAL	0- 0	0- 0	2- 0				
5- 3	0- 0	0- 0	NON-CONFERENCE	0- 0	0- 2	5- 1				
1- 2	0- 0	0- 0	HOME	0- 0	0- 1	1- 1				
2- 1	0- 0	0- 0	AWAY	0- 0	0- 1	2- 0				
2- 0	0- 0	0- 0	NEUTRAL	0- 0	0- 0	2- 0				
8- 2	0- 0	0- 0	CONFERENCE	0- 0	0- 1	8- 1				
4- 2	0- 0	0- 0	HOME	0- 0	0- 1	4- 1				
4- 0	0- 0	0- 0	AWAY	0- 0	0- 0	4- 0				
0- 0	0- 0	0- 0	NEUTRAL	0- 0	0- 0	0- 0				

RPI 1-25			RPI 26-50			RPI 51-100			RPI 101+ Team's RPI: 223		
RPI	S	Opponent	Score	RPI	S	Opponent	Score	RPI	S	Opponent	Score
								102	A	Mercer	60 76
								122	H	VCU	53 66
								127	H	Radford	42 61
								187	H	ETSU	55 56
								225	A	UNC Asheville	61 55
								243	A	Presbyterian	49 39
								267	H	Liberty	52 58
								276	H	Charleston So.	54 37
								286	A	Western Caro.	50 48
								291	A	Gardner-Webb	73 61
								292	H	High Point	58 33
								294	N	Ark.-Pine Bluff	51 31
								317	A	USC Upstate	56 41
								323	H	Winthrop	61 32
								335	A	Longwood	66 54
								335	H	Longwood	74 50
								345	H	N.C. Central	61 30
								348	N	Morgan St.	62 51
LAST 12 Division I GAMES:											
335	H	Longwood	74 50	243	A	Presbyterian	49 39				
267	H	Liberty	52 58	127	H	Radford	42 61				
291	A	Gardner-Webb	73 61	276	H	Charleston So.	54 37				
292	H	High Point	58 33	225	A	UNC Asheville	61 55				
335	A	Longwood	66 54	348	N	Morgan St.	62 51				
323	H	Winthrop	61 32	294	N	Ark.-Pine Bluff	51 31				

Non-Div I Games: Columbia (SC) 73 32 Saint Augustine's 69 33 St. Andrews 94 39

Campbell

Loss, Non-Conf, S Site, H Home A Away N Neutral

Average RPI Win: <b>240</b>	WON-LOST	WINNING	LAST 10	STRENGTH OF	OPP. STRENGTH	TEAM	ADJ.	CONF.	ADJ CONF.
Average RPI Loss: <b>154</b>	RECORD	PCT. RANK	GAMES	SCHEDULE	OF SCHEDULE	RPI	RPI	RPI	RPI
DIV. I ONLY	7- 16	278	4- 6	160	250	238	238	17	17
DIV. I NON-CONF.	1- 8	314	0- 0	69	250	258	258	17	17
TOTALS	RPI 1-25	RPI 26-50	W-L RECORDS	RPI 51-100	RPI 101-150	RPI 150+			
7- 16	0- 0	0- 2	OVERALL	0- 2	0- 4	7- 8			
3- 8	0- 0	0- 1	HOME	0- 1	0- 3	3- 3			
4- 8	0- 0	0- 1	AWAY	0- 1	0- 1	4- 5			
0- 0	0- 0	0- 0	NEUTRAL	0- 0	0- 0	0- 0			
1- 8	0- 0	0- 1	NON-CONFERENCE	0- 2	0- 1	1- 4			
0- 4	0- 0	0- 0	HOME	0- 1	0- 1	0- 2			
1- 4	0- 0	0- 1	AWAY	0- 1	0- 0	1- 2			
0- 0	0- 0	0- 0	NEUTRAL	0- 0	0- 0	0- 0			
6- 8	0- 0	0- 1	CONFERENCE	0- 0	0- 3	6- 4			
3- 4	0- 0	0- 1	HOME	0- 0	0- 2	3- 1			
3- 4	0- 0	0- 0	AWAY	0- 0	0- 1	3- 3			
0- 0	0- 0	0- 0	NEUTRAL	0- 0	0- 0	0- 0			

RPI 1-25				RPI 26-50				RPI 51-100				RPI 101+				Team's RPI: 238	
RPI	S	Opponent	Score	RPI	S	Opponent	Score	RPI	S	Opponent	Score	RPI	S	Opponent	Score		
				31	A	Ohio St.	56 89	69	H	Buffalo	52 65	126	H	Rider	70 71		
				48	H	Quinnipiac	53 64	92	A	Cornell	43 60	128	H	Lamar University	51 65		
												147	A	Iona	52 55		
												147	H	Iona	45 58		
												182	H	Northeastern	59 83		
												183	H	Fairfield	63 49		
												188	A	Morehead St.	68 77		
												199	A	Siena	42 67		
												209	H	Akron	64 73		
												216	A	Niagara	65 57		
												217	A	St. Bonaventure	74 57		
												219	A	Saint Francis (PA)	74 95		
												224	A	Monmouth	53 55		
												224	H	Monmouth	74 54		
												231	A	Marist	60 67		
												231	H	Marist	74 85		
												265	A	Manhattan	62 57		
												265	H	Manhattan	58 48		
												312	A	Saint Peter's	59 54		
LAST 12 Division I GAMES:																	
				147	H	Iona	45 58	224	A	Monmouth	53 55						
				265	H	Manhattan	58 48	312	A	Saint Peter's	59 54						
				231	A	Marist	60 67	48	H	Quinnipiac	53 64						
				199	A	Siena	42 67	231	H	Marist	74 85						
				183	H	Fairfield	63 49	265	A	Manhattan	62 57						
				216	A	Niagara	65 57	147	A	Iona	52 55						

Non-Div I Games:

Canisius

■ Loss, 
 ■ Non-Conf, 
 ■ S Site, 
 ■ H Home 
 ■ A Away 
 N Neutral

Average RPI Win:	267	WON-LOST	WINNING	LAST 10	STRENGTH OF	OPP. STRENGTH	TEAM	ADJ.	CONF.	ADJ CONF.
Average RPI Loss:	85	RECORD	PCT. RANK	GAMES	SCHEDULE	OF SCHEDULE	RPI	RPI	RPI	RPI
DIV. I ONLY	13- 4	35	9- 1	291	255	113	113	27	27	
DIV. I NON-CONF.	4- 2	97	1- 0	254	71	95	95	27	27	
TOTALS	RPI 1-25	RPI 26-50	W-L RECORDS	RPI 51-100	RPI 101-150	RPI 150+				
13- 4	0- 1	0- 0	OVERALL	0- 1	1- 2	12- 0				
5- 1	0- 0	0- 0	HOME	0- 0	0- 1	5- 0				
6- 3	0- 0	0- 0	AWAY	0- 1	1- 0	5- 0				
2- 0	0- 0	0- 0	NEUTRAL	0- 0	0- 0	2- 0				
4- 2	0- 1	0- 0	NON-CONFERENCE	0- 1	0- 0	4- 0				
1- 0	0- 0	0- 0	HOME	0- 0	0- 0	1- 0				
1- 2	0- 1	0- 0	AWAY	0- 1	0- 0	1- 0				
2- 0	0- 0	0- 0	NEUTRAL	0- 0	0- 0	2- 0				
9- 2	0- 0	0- 0	CONFERENCE	0- 0	1- 2	8- 0				
4- 1	0- 0	0- 0	HOME	0- 0	0- 1	4- 0				
5- 1	0- 0	0- 0	AWAY	0- 0	1- 1	4- 0				
0- 0	0- 0	0- 0	NEUTRAL	0- 0	0- 0	0- 0				

RPI 1-25				RPI 26-50				RPI 51-100				RPI 101+ Team's RPI: 113			
RPI	S	Opponent	Score	RPI	S	Opponent	Score	RPI	S	Opponent	Score	RPI	S	Opponent	Score
20	A	Texas A&M	49 74					61	A	Texas Tech	45 79	110	A	SFA	67 63
												128	H	Lamar University	56 70
												131	A	Abilene Christian	76 83
												163	N	Houston	69 55
												196	A	New Orleans	55 51
												261	A	McNeese	72 49
												261	H	McNeese	67 52
												267	N	Liberty	61 41
												301	H	Northwestern St.	76 43
												302	A	Alcorn	71 57
												302	H	Alcorn	59 45
												305	A	A&M-Corpus Christi	49 41
												334	H	Southeastern La.	77 55
												336	H	Incarinate Word	63 50
												337	A	Houston Baptist	80 49
LAST 12 Division I GAMES:															
334	H	Southeastern La.	77 55	305	A	A&M-Corpus Christi	49 41								
261	A	McNeese	72 49	337	A	Houston Baptist	80 49								
336	H	Incarinate Word	63 50	131	A	Abilene Christian	76 83								
110	A	SFA	67 63	301	H	Northwestern St.	76 43								
196	A	New Orleans	55 51	128	H	Lamar University	56 70								
261	H	McNeese	67 52	163	N	Houston	69 55								

Non-Div I Games: Crowley's Ridge 102 31 Williams Baptist 82 32 Central Baptist 94 47 Hendrix 71 39  
Central Ark.

GENERAL CONF. DATA				THROUGH GAMES OF FEB. 27, 1917						
Average RPI Win:	301	WON-LOST	WINNING	LAST 10	STRENGTH OF	OPP. STRENGTH	TEAM	ADJ.	CONF.	ADJ CONF.
Average RPI Loss:	198	RECORD	PCT. RANK	GAMES	SCHEDULE	OF SCHEDULE	RPI	RPI	RPI	RPI
DIV. I ONLY	8- 14	240	6- 4	324	303	311	311	31	31	
DIV. I NON-CONF.	1- 10	325	0- 1	234	149	334	334	32	32	
TOTALS	RPI 1-25	RPI 26-50	W-L RECORDS	RPI 51-100	RPI 101-150	RPI 150+				
8- 14	0- 0	0- 2	OVERALL	0- 1	0- 0	8- 11				
6- 3	0- 0	0- 0	HOME	0- 0	0- 0	6- 3				
2- 10	0- 0	0- 2	AWAY	0- 1	0- 0	2- 7				
0- 1	0- 0	0- 0	NEUTRAL	0- 0	0- 0	0- 1				
1- 10	0- 0	0- 2	NON-CONFERENCE	0- 1	0- 0	1- 7				
1- 2	0- 0	0- 0	HOME	0- 0	0- 0	1- 2				
0- 7	0- 0	0- 2	AWAY	0- 1	0- 0	0- 4				
0- 1	0- 0	0- 0	NEUTRAL	0- 0	0- 0	0- 1				
7- 4	0- 0	0- 0	CONFERENCE	0- 0	0- 0	7- 4				
5- 1	0- 0	0- 0	HOME	0- 0	0- 0	5- 1				
2- 3	0- 0	0- 0	AWAY	0- 0	0- 0	2- 3				
0- 0	0- 0	0- 0	NEUTRAL	0- 0	0- 0	0- 0				

RPI 1-25				RPI 26-50				RPI 51-100				RPI 101+ Team's RPI: 311			
RPI	S	Opponent	Score	RPI	S	Opponent	Score	RPI	S	Opponent	Score	RPI	S	Opponent	Score
				33	A	Syracuse	63 95	94	A	New Hampshire	52 56	151	H	Hartford	58 68
				44	A	Virginia Tech	47 81					177	A	Boston College	46 66
												184	A	Seton Hall	70 78
												194	H	Sacred Heart	67 50
												214	A	Dartmouth	51 61
												219	A	Saint Francis (PA)	81 87
												221	A	Robert Morris	46 55
												232	N	San Diego St.	62 80
												254	H	Stony Brook	59 64
												260	H	Vermont	78 76
												293	H	Bryant	53 52
												295	A	Massachusetts	37 76
												320	A	St. Francis Brooklyn	61 53
												321	A	Mt. St. Mary's	66 81
												321	H	Mt. St. Mary's	68 58
												333	A	LIU Brooklyn	76 71
												333	H	LIU Brooklyn	62 68
												340	H	Wagner	66 53
												346	H	Fairleigh Dickinson	68 49
LAST 12 Division I GAMES:															
				321	A	Mt. St. Mary's	66 81	346	H	Fairleigh Dickinson	68 49				
				333	H	LIU Brooklyn	62 68	321	H	Mt. St. Mary's	68 58				
				293	H	Bryant	53 52	194	H	Sacred Heart	67 50				
				221	A	Robert Morris	46 55	320	A	St. Francis Brooklyn	61 53				
				219	A	Saint Francis (PA)	81 87	340	H	Wagner	66 53				
				333	A	LIU Brooklyn	76 71	94	A	New Hampshire	52 56				

Non-Div I Games:

Central Conn. St.

Loss, Non-Conf, S Site, H Home A Away N Neutral

Average RPI Win:	205	WON-LOST	WINNING	LAST 10	STRENGTH OF	OPP. STRENGTH	TEAM	ADJ.	CONF.	ADJ CONF.
Average RPI Loss:	62	RECORD	PCT. RANK	GAMES	SCHEDULE	OF SCHEDULE	RPI	RPI	RPI	RPI
DIV. I ONLY	16- 6	54	8- 2	201	80	82	82	10	10	
DIV. I NON-CONF.	8- 4	97	1- 1	278	44	154	154	11	11	
TOTALS	RPI 1-25	RPI 26-50	W-L RECORDS	RPI 51-100	RPI 101-150	RPI 150+				
16- 6	0- 1	1- 1	OVERALL	1- 4	3- 0	11- 0				
11- 1	0- 0	1- 1	HOME	1- 0	2- 0	7- 0				
3- 5	0- 1	0- 0	AWAY	0- 4	1- 0	2- 0				
2- 0	0- 0	0- 0	NEUTRAL	0- 0	0- 0	2- 0				
8- 4	0- 1	0- 1	NON-CONFERENCE	0- 2	1- 0	7- 0				
6- 1	0- 0	0- 1	HOME	0- 0	1- 0	5- 0				
0- 3	0- 1	0- 0	AWAY	0- 2	0- 0	0- 0				
2- 0	0- 0	0- 0	NEUTRAL	0- 0	0- 0	2- 0				
8- 2	0- 0	1- 0	CONFERENCE	1- 2	2- 0	4- 0				
5- 0	0- 0	1- 0	HOME	1- 0	1- 0	2- 0				
3- 2	0- 0	0- 0	AWAY	0- 2	1- 0	2- 0				
0- 0	0- 0	0- 0	NEUTRAL	0- 0	0- 0	0- 0				

RPI 1-25				RPI 26-50				RPI 51-100 Team's RPI: 82				RPI 101+			
RPI	S	Opponent	Score	RPI	S	Opponent	Score	RPI	S	Opponent	Score	RPI	S	Opponent	Score
2	A	Notre Dame	47 107	26	H	Elon	57 71	69	A	Buffalo	56 67	106	A	Kent St.	91 78
				45	H	Ohio	64 59	69	H	Buffalo	88 71	111	H	Saint Joseph's	73 71
								87	A	Toledo	72 74	130	H	Ball St.	101 92
								93	A	Middle Tenn.	69 79	160	H	Oakland	70 67
								95	A	Purdue	51 62	193	H	Illinois	82 51
												209	H	Akron	89 62
												218	H	Miami (OH)	80 61
												255	H	Furman	81 71
												256	A	Bowling Green	76 65
												264	A	Eastern Mich.	104 63
												283	N	North Dakota St.	77 55
												316	H	Loyola Chicago	95 57
												326	H	Ill.-Chicago	77 55
												331	N	Utah Valley	71 62
LAST 12 Division I GAMES:															
264	A	Eastern Mich.	104 63	130	H	Ball St.	101 92								
45	H	Ohio	64 59	69	H	Buffalo	88 71								
87	A	Toledo	72 74	209	H	Akron	89 62								
69	A	Buffalo	56 67	106	A	Kent St.	91 78								
218	H	Miami (OH)	80 61	93	A	Middle Tenn.	69 79								
256	A	Bowling Green	76 65	193	H	Illinois	82 51								

Non-Div I Games:

Central Mich.

■ Loss, 
 ■ Non-Conf, 
 ■ S Site, 
 ■ H Home 
 ■ A Away 
 N Neutral

Average RPI Win:	279	WON-LOST	WINNING	LAST 10	STRENGTH OF	OPP. STRENGTH	TEAM	ADJ.	CONF.	ADJ CONF.
Average RPI Loss:	201	RECORD	PCT. RANK	GAMES	SCHEDULE	OF SCHEDULE	RPI	RPI	RPI	RPI
DIV. I ONLY	9- 9	168	6- 4	337	285	276	276	28	28	
DIV. I NON-CONF.	3- 5	223	0- 2	334	226	307	307	28	28	
TOTALS	RPI 1-25	RPI 26-50	W-L RECORDS	RPI 51-100	RPI 101-150	RPI 150+				
9- 9	0- 0	0- 0	OVERALL	0- 2	1- 0	8- 7				
6- 3	0- 0	0- 0	HOME	0- 0	1- 0	5- 3				
3- 6	0- 0	0- 0	AWAY	0- 2	0- 0	3- 4				
0- 0	0- 0	0- 0	NEUTRAL	0- 0	0- 0	0- 0				
3- 5	0- 0	0- 0	NON-CONFERENCE	0- 2	0- 0	3- 3				
2- 2	0- 0	0- 0	HOME	0- 0	0- 0	2- 2				
1- 3	0- 0	0- 0	AWAY	0- 2	0- 0	1- 1				
0- 0	0- 0	0- 0	NEUTRAL	0- 0	0- 0	0- 0				
6- 4	0- 0	0- 0	CONFERENCE	0- 0	1- 0	5- 4				
4- 1	0- 0	0- 0	HOME	0- 0	1- 0	3- 1				
2- 3	0- 0	0- 0	AWAY	0- 0	0- 0	2- 3				
0- 0	0- 0	0- 0	NEUTRAL	0- 0	0- 0	0- 0				

RPI 1-25			RPI 26-50			RPI 51-100			RPI 101+			Team's RPI: 276
RPI	S	Opponent	Score	RPI	S	Opponent	Score	RPI	S	Opponent	Score	
						63	A West Virginia	38	88	127	H Radford	57 45
						86	A North Carolina	77	93	178	H Col. of Charleston	76 79
										223	A Campbell	37 54
										225	A UNC Asheville	47 56
										237	H Wofford	45 59
										243	A Presbyterian	48 50
										243	H Presbyterian	52 34
										257	H Ga. Southern	55 54
										267	H Liberty	72 81
										286	A Western Caro.	53 58
										291	H Gardner-Webb	64 57
										292	A High Point	74 68
										298	A Lipscomb	67 52
										323	H Winthrop	71 52
										335	A Longwood	62 47
										342	H South Carolina St.	67 62
LAST 12 Division I GAMES:												
243	H	Presbyterian	52 34	323	H	Winthrop	71 52					
225	A	UNC Asheville	47 56	292	A	High Point	74 68					
335	A	Longwood	62 47	223	A	Campbell	37 54					
291	H	Gardner-Webb	64 57	267	H	Liberty	72 81					
127	H	Radford	57 45	286	A	Western Caro.	53 58					
243	A	Presbyterian	48 50	178	H	Col. of Charleston	76 79					

Non-Div I Games: Southern Wesleyan 80 57 Montreat 79 50 Paine 75 67

Charleston So.

Average RPI Win:	<b>198</b>	WON-LOST	WINNING	LAST 10	STRENGTH OF	OPP. STRENGTH	TEAM	ADJ.	CONF.	ADJ CONF.
Average RPI Loss:	<b>103</b>	RECORD	PCT. RANK	GAMES	SCHEDULE	OF SCHEDULE	RPI	RPI	RPI	RPI
DIV. I ONLY	17- 5	27	8- 2	250	88	89	89	14	14	
DIV. I NON-CONF.	8- 3	67	1- 0	289	20	110	110	16	16	
TOTALS	RPI 1-25	RPI 26-50	W-L RECORDS	RPI 51-100	RPI 101-150	RPI 150+				
17- 5	0- 1	0- 0	OVERALL	1- 2	5- 0	11- 2				
8- 1	0- 0	0- 0	HOME	1- 0	1- 0	6- 1				
9- 2	0- 1	0- 0	AWAY	0- 0	4- 0	5- 1				
0- 2	0- 0	0- 0	NEUTRAL	0- 2	0- 0	0- 0				
8- 3	0- 1	0- 0	NON-CONFERENCE	0- 2	3- 0	5- 0				
5- 0	0- 0	0- 0	HOME	0- 0	1- 0	4- 0				
3- 1	0- 1	0- 0	AWAY	0- 0	2- 0	1- 0				
0- 2	0- 0	0- 0	NEUTRAL	0- 2	0- 0	0- 0				
9- 2	0- 0	0- 0	CONFERENCE	1- 0	2- 0	6- 2				
3- 1	0- 0	0- 0	HOME	1- 0	0- 0	2- 1				
6- 1	0- 0	0- 0	AWAY	0- 0	2- 0	4- 1				
0- 0	0- 0	0- 0	NEUTRAL	0- 0	0- 0	0- 0				

RPI 1-25				RPI 26-50				RPI 51-100				Team's RPI: 89		RPI 101+			
RPI	S	Opponent	Score	RPI	S	Opponent	Score	RPI	S	Opponent	Score			RPI	S	Opponent	Score
21	A	Miami (FL)	46 80					72	N	Utah	68 81			108	A	Duquesne	77 63
								81	H	Western Ky.	89 85			117	A	Southern Miss.	78 61
								85	N	Boise St.	65 68			132	A	Old Dominion	86 75
														133	H	East Carolina	79 64
														137	A	Pittsburgh	70 63
														159	A	Louisiana Tech	54 80
														176	A	Rice	69 51
														176	H	Rice	52 55
														178	A	Col. of Charleston	62 49
														201	A	North Texas	78 63
														201	H	North Texas	66 49
														204	H	Wisconsin	63 48
														243	H	Presbyterian	71 63
														245	H	Marshall	93 77
														271	A	FIU	101 54
														281	H	Davidson	93 79
														330	A	Fla. Atlantic	72 66
														335	H	Longwood	66 41
LAST 12 Division I GAMES:																	
271	A	FIU	101 54	159	A	Louisiana Tech	54 80										
330	A	Fla. Atlantic	72 66	245	H	Marshall	93 77										
176	H	Rice	52 55	81	H	Western Ky.	89 85										
201	H	North Texas	66 49	176	A	Rice	69 51										
132	A	Old Dominion	86 75	201	A	North Texas	78 63										
117	A	Southern Miss.	78 61	281	H	Davidson	93 79										

Non-Div I Games:

Charlotte

■ Loss, 
■ Non-Conf, S Site, 
■ Home 
■ Away 
N Neutral

# Chattanooga

Through Games Of Feb. 5, 2017

Average RPI Win:	216	WON-LOST	WINNING	LAST 10	STRENGTH OF	OPP. STRENGTH	TEAM	ADJ.	CONF.	ADJ CONF.
Average RPI Loss:	72	RECORD	PCT. RANK	GAMES	SCHEDULE	OF SCHEDULE	RPI	RPI	RPI	RPI
DIV. I ONLY	14- 9	117	9- 1	99	101	95	95	19	19	
DIV. I NON-CONF.	6- 8	203	1- 2	95	9	129	129	21	21	
TOTALS	RPI 1-25	RPI 26-50	W-L RECORDS	RPI 51-100	RPI 101-150	RPI 150+				
14- 9	0- 3	0- 1	OVERALL	0- 3	3- 1	11- 1				
6- 4	0- 1	0- 1	HOME	0- 2	2- 0	4- 0				
6- 4	0- 2	0- 0	AWAY	0- 1	1- 0	5- 1				
2- 1	0- 0	0- 0	NEUTRAL	0- 0	0- 1	2- 0				
6- 8	0- 3	0- 1	NON-CONFERENCE	0- 3	1- 1	5- 0				
1- 4	0- 1	0- 1	HOME	0- 2	1- 0	0- 0				
3- 3	0- 2	0- 0	AWAY	0- 1	0- 0	3- 0				
2- 1	0- 0	0- 0	NEUTRAL	0- 0	0- 1	2- 0				
8- 1	0- 0	0- 0	CONFERENCE	0- 0	2- 0	6- 1				
5- 0	0- 0	0- 0	HOME	0- 0	1- 0	4- 0				
3- 1	0- 0	0- 0	AWAY	0- 0	1- 0	2- 1				
0- 0	0- 0	0- 0	NEUTRAL	0- 0	0- 0	0- 0				

RPI 1-25				RPI 26-50				RPI 51-100 Team's RPI: 95				RPI 101+			
RPI	S	Opponent	Score	RPI	S	Opponent	Score	RPI	S	Opponent	Score	RPI	S	Opponent	Score
1	A	UConn	43 80	34	H	Green Bay	55 71	53	H	Indiana	76 79	102	A	Mercer	74 56
2	H	Notre Dame	58 79					64	H	Florida	61 72	102	H	Mercer	70 50
13	A	Louisville	47 63					91	A	FGCU	55 68	135	H	Stetson	66 55
												136	N	Maine	39 49
												187	H	ETSU	60 45
												189	A	Rutgers	66 53
												227	A	Samford	77 61
												227	H	Samford	51 45
												237	A	Wofford	71 61
												243	A	Presbyterian	56 48
												252	H	UNCG	58 55
												255	A	Furman	48 65
												256	N	Bowling Green	54 49
												259	A	UT Martin	80 60
												286	H	Western Caro.	67 46
												322	N	Lafayette	68 43
LAST 12 Division I GAMES:															
227	H	Samford	51 45	187	H	ETSU	60 45								
102	H	Mercer	70 50	102	A	Mercer	74 56								
255	A	Furman	48 65	227	A	Samford	77 61								
237	A	Wofford	71 61	243	A	Presbyterian	56 48								
252	H	UNCG	58 55	2	H	Notre Dame	58 79								
286	H	Western Caro.	67 46	91	A	FGCU	55 68								

Non-Div I Games:

Chattanooga

Loss, Non-Conf, S Site, H Home A Away N Neutral



Average RPI Win:	0	WON-LOST	WINNING	LAST 10	STRENGTH OF	OPP. STRENGTH	TEAM	ADJ.	CONF.	ADJ CONF.
Average RPI Loss:	193	RECORD	PCT. RANK	GAMES	SCHEDULE	OF SCHEDULE	RPI	RPI	RPI	RPI
DIV. I ONLY	0- 22	348	0- 10	98	344	329	329	29	29	
DIV. I NON-CONF.	0- 14	335	0- 4	66	318	312	312	29	29	
TOTALS	RPI 1-25	RPI 26-50	W-L RECORDS	RPI 51-100	RPI 101-150	RPI 150+				
0- 22	0- 1	0- 1	OVERALL	0- 2	0- 2	0- 16				
0- 10	0- 0	0- 0	HOME	0- 1	0- 1	0- 8				
0- 12	0- 1	0- 1	AWAY	0- 1	0- 1	0- 8				
0- 0	0- 0	0- 0	NEUTRAL	0- 0	0- 0	0- 0				
0- 14	0- 1	0- 1	NON-CONFERENCE	0- 2	0- 2	0- 8				
0- 6	0- 0	0- 0	HOME	0- 1	0- 1	0- 4				
0- 8	0- 1	0- 1	AWAY	0- 1	0- 1	0- 4				
0- 0	0- 0	0- 0	NEUTRAL	0- 0	0- 0	0- 0				
0- 8	0- 0	0- 0	CONFERENCE	0- 0	0- 0	0- 8				
0- 4	0- 0	0- 0	HOME	0- 0	0- 0	0- 4				
0- 4	0- 0	0- 0	AWAY	0- 0	0- 0	0- 4				
0- 0	0- 0	0- 0	NEUTRAL	0- 0	0- 0	0- 0				

RPI 1-25				RPI 26-50				RPI 51-100				RPI 101+ Team's RPI: 329			
RPI	S	Opponent	Score	RPI	S	Opponent	Score	RPI	S	Opponent	Score	RPI	S	Opponent	Score
19	A	Kansas St.	33 83	50	A	Northwestern	42 75	77	A	Northern Ill.	85 94	130	A	Ball St.	53 88
								90	H	Western Ill.	50 54	142	H	Wright St.	65 71
												157	A	Cincinnati	53 81
												160	H	Oakland	60 80
												164	H	Western Mich.	51 64
												171	A	Milwaukee	49 71
												188	A	Morehead St.	55 63
												198	A	New Mexico St.	63 100
												198	H	New Mexico St.	54 65
												213	H	Seattle U	51 64
												222	A	Grand Canyon	39 57
												250	A	UTRGV	43 71
												250	H	UTRGV	46 57
												288	A	CSU Bakersfield	48 83
												306	H	NJIT	42 57
												316	A	Loyola Chicago	54 59
												319	H	Valparaiso	51 53
												331	H	Utah Valley	59 62
LAST 12 Division I GAMES:															
198	H	New Mexico St.	54 65	198	A	New Mexico St.	63 100								
222	A	Grand Canyon	39 57	250	A	UTRGV	43 71								
288	A	CSU Bakersfield	48 83	306	H	NJIT	42 57								
250	H	UTRGV	46 57	157	A	Cincinnati	53 81								
213	H	Seattle U	51 64	164	H	Western Mich.	51 64								
331	H	Utah Valley	59 62	90	H	Western Ill.	50 54								

Non-Div I Games:

Chicago St.

■ Loss, 
■ Non-Conf, 
■ S Site, 
■ H Home 
■ A Away 
N Neutral

Average RPI Win: <b>224</b>	WON-LOST	WINNING	LAST 10	STRENGTH OF	OPP. STRENGTH	TEAM	ADJ.	CONF.	ADJ CONF.
Average RPI Loss: <b>101</b>	RECORD	PCT. RANK	GAMES	SCHEDULE	OF SCHEDULE	RPI	RPI	RPI	RPI
DIV. I ONLY	13- 8	116	6- 4	224	109	157	157	5	5
DIV. I NON-CONF.	8- 4	97	2- 0	328	223	215	215	5	5
-----									
TOTALS	RPI 1-25	RPI 26-50	W-L RECORDS	RPI 51-100	RPI 101-150	RPI 150+			
13- 8	0- 0	0- 3	OVERALL	0- 1	3- 2	10- 2			
9- 4	0- 0	0- 1	HOME	0- 1	3- 0	6- 2			
4- 4	0- 0	0- 2	AWAY	0- 0	0- 2	4- 0			
0- 0	0- 0	0- 0	NEUTRAL	0- 0	0- 0	0- 0			
8- 4	0- 0	0- 1	NON-CONFERENCE	0- 1	0- 0	8- 2			
5- 3	0- 0	0- 0	HOME	0- 1	0- 0	5- 2			
3- 1	0- 0	0- 1	AWAY	0- 0	0- 0	3- 0			
0- 0	0- 0	0- 0	NEUTRAL	0- 0	0- 0	0- 0			
5- 4	0- 0	0- 2	CONFERENCE	0- 0	3- 2	2- 0			
4- 1	0- 0	0- 1	HOME	0- 0	3- 0	1- 0			
1- 3	0- 0	0- 1	AWAY	0- 0	0- 2	1- 0			
0- 0	0- 0	0- 0	NEUTRAL	0- 0	0- 0	0- 0			

RPI 1-25				RPI 26-50				RPI 51-100				RPI 101+ Team's RPI: 157			
RPI	S	Opponent	Score	RPI	S	Opponent	Score	RPI	S	Opponent	Score	RPI	S	Opponent	Score
				27	A	South Fla.	52 72	98	H	Georgia	48 51	101	A	SMU	47 64
				31	A	Ohio St.	38 80					101	H	SMU	67 65
				39	H	Tulane	68 74					133	H	East Carolina	74 64
												140	A	UCF	44 64
												140	H	UCF	63 57
												163	H	Houston	85 64
												168	A	Memphis	66 59
												173	H	Xavier	61 72
												200	H	Indiana St.	55 63
												218	A	Miami (OH)	49 43
												251	H	Howard	66 56
												256	A	Bowling Green	68 58
												279	H	Tennessee Tech	60 38
												284	A	Southeast Mo. St.	83 75
												294	H	Ark.-Pine Bluff	72 42
												299	H	Eastern Ill.	78 64
												329	H	Chicago St.	81 53
LAST 12 Division I GAMES:															
				27	A	South Fla.	52 72	163	H	Houston	85 64				
				39	H	Tulane	68 74	140	H	UCF	63 57				
				140	A	UCF	44 64	101	A	SMU	47 64				
				133	H	East Carolina	74 64	329	H	Chicago St.	81 53				
				101	H	SMU	67 65	299	H	Eastern Ill.	78 64				
				168	A	Memphis	66 59	98	H	Georgia	48 51				

Non-Div I Games: Clarion 92 54

Cincinnati

Average RPI Win:	212	WON-LOST	WINNING	LAST 10	STRENGTH OF	OPP. STRENGTH	TEAM	ADJ.	CONF.	ADJ CONF.
Average RPI Loss:	44	RECORD	PCT. RANK	GAMES	SCHEDULE	OF SCHEDULE	RPI	RPI	RPI	RPI
DIV. I ONLY	13- 11	153	2- 8	60	81	114	114	3	3	
DIV. I NON-CONF.	11- 2	24	1- 0	216	279	84	84	4	4	
TOTALS	RPI 1-25	RPI 26-50	W-L RECORDS	RPI 51-100	RPI 101-150	RPI 150+				
13- 11	0- 4	1- 4	OVERALL	1- 2	2- 0	9- 1				
9- 6	0- 2	1- 3	HOME	1- 1	1- 0	6- 0				
2- 5	0- 2	0- 1	AWAY	0- 1	0- 0	2- 1				
2- 0	0- 0	0- 0	NEUTRAL	0- 0	1- 0	1- 0				
11- 2	0- 1	0- 1	NON-CONFERENCE	0- 0	2- 0	9- 0				
7- 1	0- 0	0- 1	HOME	0- 0	1- 0	6- 0				
2- 1	0- 1	0- 0	AWAY	0- 0	0- 0	2- 0				
2- 0	0- 0	0- 0	NEUTRAL	0- 0	1- 0	1- 0				
2- 9	0- 3	1- 3	CONFERENCE	1- 2	0- 0	0- 1				
2- 5	0- 2	1- 2	HOME	1- 1	0- 0	0- 0				
0- 4	0- 1	0- 1	AWAY	0- 1	0- 0	0- 1				
0- 0	0- 0	0- 0	NEUTRAL	0- 0	0- 0	0- 0				

RPI 1-25				RPI 26-50				RPI 51-100				RPI 101+ Team's RPI: 114			
RPI	S	Opponent	Score	RPI	S	Opponent	Score	RPI	S	Opponent	Score	RPI	S	Opponent	Score
3	A	South Carolina	61 83	33	H	Syracuse	62 88	58	A	Wake Forest	56 68	136	H	Maine	69 61
7	H	Florida St.	27 86	36	A	North Carolina St.	53 65	70	H	Virginia	37 69	142	N	Wright St.	75 51
11	A	Duke	37 65	37	H	Oregon	59 87	86	H	North Carolina	78 67	159	H	Louisiana Tech	78 67
13	H	Louisville	46 60	42	H	Georgia Tech	62 61					177	A	Boston College	48 60
				44	H	Virginia Tech	69 78					224	A	Monmouth	60 47
LAST 12 Division I GAMES:															
86	H	North Carolina	78 67	7	H	Florida St.	27 86					240	H	Coastal Caro.	64 57
11	A	Duke	37 65	58	A	Wake Forest	56 68					257	H	Ga. Southern	58 47
42	H	Georgia Tech	62 61	44	H	Virginia Tech	69 78					258	H	Bethune-Cookman	59 38
13	H	Louisville	46 60	33	H	Syracuse	62 88					263	A	Jacksonville St.	69 63
36	A	North Carolina St.	53 65	177	A	Boston College	48 60					286	H	Western Caro.	78 63
70	H	Virginia	37 69	258	H	Bethune-Cookman	59 38					316	N	Loyola Chicago	61 40
												342	H	South Carolina St.	56 36

Non-Div I Games:

Clemson

■ Loss, 
■ Non-Conf, 
■ S Site, 
■ H Home 
■ A Away 
N Neutral

## Cleveland St.

Through Games Of Feb. 5, 2017

Average RPI Win:	282	WON-LOST	WINNING	LAST 10	STRENGTH OF	OPP. STRENGTH	TEAM	ADJ.	CONF.	ADJ CONF.
Average RPI Loss:	132	RECORD	PCT. RANK	GAMES	SCHEDULE	OF SCHEDULE	RPI	RPI	RPI	RPI
DIV. I ONLY	11- 10	158	5- 5	272	234	195	195	20	20	
DIV. I NON-CONF.	4- 5	198	0- 0	173	193	160	160	20	20	
TOTALS	RPI 1-25	RPI 26-50	W-L RECORDS	RPI 51-100	RPI 101-150	RPI 150+				
11- 10	0- 0	0- 2	OVERALL	0- 2	0- 3	11- 3				
3- 4	0- 0	0- 1	HOME	0- 1	0- 0	3- 2				
7- 6	0- 0	0- 1	AWAY	0- 1	0- 3	7- 1				
1- 0	0- 0	0- 0	NEUTRAL	0- 0	0- 0	1- 0				
4- 5	0- 0	0- 1	NON-CONFERENCE	0- 2	0- 1	4- 1				
0- 2	0- 0	0- 0	HOME	0- 1	0- 0	0- 1				
3- 3	0- 0	0- 1	AWAY	0- 1	0- 1	3- 0				
1- 0	0- 0	0- 0	NEUTRAL	0- 0	0- 0	1- 0				
7- 5	0- 0	0- 1	CONFERENCE	0- 0	0- 2	7- 2				
3- 2	0- 0	0- 1	HOME	0- 0	0- 0	3- 1				
4- 3	0- 0	0- 0	AWAY	0- 0	0- 2	4- 1				
0- 0	0- 0	0- 0	NEUTRAL	0- 0	0- 0	0- 0				

RPI S	Opponent	Score	RPI S	Opponent	Score	RPI S	Opponent	Score	RPI S	Opponent	Score	Team's RPI: 195
31	A Ohio St.	78 96	59	A Bucknell	66 77	121	A Navy	63 88				
34	H Green Bay	51 65	87	H Toledo	59 92	142	A Wright St.	63 84				
						146	A Detroit	54 66				
						160	A Oakland	74 62				
						171	H Milwaukee	78 80				
						216	H Niagara	49 67				
						241	N Richmond	69 65				
						256	A Bowling Green	64 56				
						266	A Northern Ky.	58 54				
						270	A Evansville	66 62				
						299	A Eastern Ill.	66 56				
						315	A Youngstown St.	67 92				
						315	H Youngstown St.	71 68				
						319	A Valparaiso	66 62				
						319	H Valparaiso	71 60				
						326	A Ill.-Chicago	63 59				
						326	H Ill.-Chicago	77 59				
LAST 12 Division I GAMES:												
319	A Valparaiso	66 62	315	A Youngstown St.	67 92							
326	A Ill.-Chicago	63 59	326	H Ill.-Chicago	77 59							
34	H Green Bay	51 65	319	H Valparaiso	71 60							
171	H Milwaukee	78 80	142	A Wright St.	63 84							
146	A Detroit	54 66	266	A Northern Ky.	58 54							
160	A Oakland	74 62	315	H Youngstown St.	71 68							

Non-Div I Games: Notre Dame (OH) 51 66 Lake Erie 65 42

Cleveland St.

Loss, Non-Conf, S Site, H Home A Away N Neutral

Average RPI Win: 270		WON-LOST	WINNING	LAST 10	STRENGTH OF	OPP. STRENGTH	TEAM	ADJ.	CONF.	ADJ CONF.
Average RPI Loss: 166		RECORD	PCT. RANK	GAMES	SCHEDULE	OF SCHEDULE	RPI	RPI	RPI	RPI
DIV. I ONLY		8- 11	216	4- 6	280	284	240	240	21	21
DIV. I NON-CONF.		4- 4	165	1- 0	344	343	278	278	19	19
TOTALS		RPI 1-25	RPI 26-50	W-L RECORDS	RPI 51-100	RPI 101-150	RPI 150+			
8- 11	0- 0		0- 2	OVERALL	0- 2	0- 1	8- 6			
4- 3	0- 0		0- 1	HOME	0- 1	0- 0	4- 1			
3- 8	0- 0		0- 1	AWAY	0- 1	0- 1	3- 5			
1- 0	0- 0		0- 0	NEUTRAL	0- 0	0- 0	1- 0			
4- 4	0- 0		0- 0	NON-CONFERENCE	0- 0	0- 1	4- 3			
1- 1	0- 0		0- 0	HOME	0- 0	0- 0	1- 1			
2- 3	0- 0		0- 0	AWAY	0- 0	0- 1	2- 2			
1- 0	0- 0		0- 0	NEUTRAL	0- 0	0- 0	1- 0			
4- 7	0- 0		0- 2	CONFERENCE	0- 2	0- 0	4- 3			
3- 2	0- 0		0- 1	HOME	0- 1	0- 0	3- 0			
1- 5	0- 0		0- 1	AWAY	0- 1	0- 0	1- 3			
0- 0	0- 0		0- 0	NEUTRAL	0- 0	0- 0	0- 0			

RPI 1-25				RPI 26-50				RPI 51-100				RPI 101+ Team's RPI: 240			
RPI	S	Opponent	Score	RPI	S	Opponent	Score	RPI	S	Opponent	Score	RPI	S	Opponent	Score
				49	A	Little Rock	47 79	74	A	UT Arlington	58 60	114	A	Clemson	57 64
				49	H	Little Rock	66 74	74	H	UT Arlington	41 70	178	A	Col. of Charleston	79 72
												180	A	Texas St.	62 83
												180	H	Texas St.	64 48
												186	H	Appalachian St.	60 55
												219	H	Saint Francis (PA)	59 70
												237	A	Wofford	62 67
												245	A	Marshall	66 84
												257	A	Ga. Southern	70 78
												282	A	Georgia St.	73 67
												324	A	Fort Wayne	72 57
												325	A	Arkansas St.	52 60
												325	H	Arkansas St.	57 55
												342	N	South Carolina St.	63 54
												345	H	N.C. Central	66 50
LAST 12 Division I GAMES:															
				49	A	Little Rock	47 79	186	H	Appalachian St.	60 55				
				325	A	Arkansas St.	52 60	325	H	Arkansas St.	57 55				
				180	H	Texas St.	64 48	49	H	Little Rock	66 74				
				74	H	UT Arlington	41 70	74	A	UT Arlington	58 60				
				282	A	Georgia St.	73 67	180	A	Texas St.	62 83				
				257	A	Ga. Southern	70 78	178	A	Col. of Charleston	79 72				

Non-Div I Games: Pfeiffer

91 49

Catawba

58

63

Coastal Caro.

■ Loss, ■ Non-Conf, S Site, H Home A Away N Neutral

Average RPI Win:	194	WON-LOST	WINNING	LAST 10	STRENGTH OF	OPP. STRENGTH	TEAM	ADJ.	CONF.	ADJ CONF.
Average RPI Loss:	112	RECORD	PCT. RANK	GAMES	SCHEDULE	OF SCHEDULE	RPI	RPI	RPI	RPI
DIV. I ONLY	8- 14	240	5- 5	86	110	178	178	8	8	
DIV. I NON-CONF.	3- 8	262	1- 0	150	130	206	206	8	8	
TOTALS	RPI 1-25	RPI 26-50	W-L RECORDS	RPI 51-100	RPI 101-150	RPI 150+				
8- 14	0- 1	0- 4	OVERALL	1- 3	1- 1	6- 5				
5- 5	0- 0	0- 2	HOME	1- 1	1- 0	3- 2				
3- 9	0- 1	0- 2	AWAY	0- 2	0- 1	3- 3				
0- 0	0- 0	0- 0	NEUTRAL	0- 0	0- 0	0- 0				
3- 8	0- 1	0- 2	NON-CONFERENCE	0- 2	0- 0	3- 3				
0- 4	0- 0	0- 1	HOME	0- 1	0- 0	0- 2				
3- 4	0- 1	0- 1	AWAY	0- 1	0- 0	3- 1				
0- 0	0- 0	0- 0	NEUTRAL	0- 0	0- 0	0- 0				
5- 6	0- 0	0- 2	CONFERENCE	1- 1	1- 1	3- 2				
5- 1	0- 0	0- 1	HOME	1- 0	1- 0	3- 0				
0- 5	0- 0	0- 1	AWAY	0- 1	0- 1	0- 2				
0- 0	0- 0	0- 0	NEUTRAL	0- 0	0- 0	0- 0				

RPI 1-25				RPI 26-50				RPI 51-100				RPI 101+				Team's RPI: 178	
RPI	S	Opponent	Score	RPI	S	Opponent	Score	RPI	S	Opponent	Score	RPI	S	Opponent	Score		
13	A	Louisville	58 86	26	A	Elon	57 70	73	A	Drexel	57 70	112	A	Delaware	66 71		
				26	H	Elon	56 84	73	H	Drexel	79 75	134	H	William & Mary	70 60		
				36	A	North Carolina St.	47 91	81	A	Western Ky.	76 89	162	A	Towson	59 61		
				44	H	Virginia Tech	61 71	89	H	Charlotte	49 62	162	H	Towson	59 54		
												163	A	Houston	63 79		
												181	H	Hofstra	71 55		
												186	A	Appalachian St.	65 62		
												220	A	UNCW	61 67		
												220	H	UNCW	76 37		
												240	H	Coastal Caro.	72 79		
												276	A	Charleston So.	79 76		
												285	H	North Florida	47 60		
												323	A	Winthrop	95 64		
LAST 12 Division I GAMES:																	
				162	H	Towson	59 54	162	A	Towson	59 61						
				73	H	Drexel	79 75	26	H	Elon	56 84						
				220	A	UNCW	61 67	220	H	UNCW	76 37						
				181	H	Hofstra	71 55	134	H	William & Mary	70 60						
				112	A	Delaware	66 71	26	A	Elon	57 70						
				73	A	Drexel	57 70	276	A	Charleston So.	79 76						

Non-Div I Games:

Col. of Charleston

■ Loss, 
■ Non-Conf, S Site, 
■ Home 
■ Away 
N Neutral

Average RPI Win: <b>247</b>	WON-LOST	WINNING	LAST 10	STRENGTH OF	OPP. STRENGTH	TEAM	ADJ.	CONF.	ADJ CONF.
Average RPI Loss: <b>162</b>	RECORD	PCT. RANK	GAMES	SCHEDULE	OF SCHEDULE	RPI	RPI	RPI	RPI
DIV. I ONLY	8- 14	240	4- 6	209	260	229	229	23	23
DIV. I NON-CONF.	3- 8	262	0- 1	215	249	261	261	25	25
TOTALS	RPI 1-25	RPI 26-50	W-L RECORDS	RPI 51-100	RPI 101-150	RPI 150+			
8- 14	0- 0	0- 0	OVERALL	0- 4	1- 2	7- 8			
5- 4	0- 0	0- 0	HOME	0- 1	0- 1	5- 2			
3- 10	0- 0	0- 0	AWAY	0- 3	1- 1	2- 6			
0- 0	0- 0	0- 0	NEUTRAL	0- 0	0- 0	0- 0			
3- 8	0- 0	0- 0	NON-CONFERENCE	0- 3	0- 1	3- 4			
2- 1	0- 0	0- 0	HOME	0- 1	0- 0	2- 0			
1- 7	0- 0	0- 0	AWAY	0- 2	0- 1	1- 4			
0- 0	0- 0	0- 0	NEUTRAL	0- 0	0- 0	0- 0			
5- 6	0- 0	0- 0	CONFERENCE	0- 1	1- 1	4- 4			
3- 3	0- 0	0- 0	HOME	0- 0	0- 1	3- 2			
2- 3	0- 0	0- 0	AWAY	0- 1	1- 0	1- 2			
0- 0	0- 0	0- 0	NEUTRAL	0- 0	0- 0	0- 0			

RPI	S	Opponent	Score	RPI	S	Opponent	Score	RPI	S	Opponent	Score	RPI	S	Opponent	Score	Team's RPI: 229
59	A	Bucknell	56	79	121	A	Navy	69	61	121	H	Navy	67	80		
78	A	Gonzaga	42	72	144	A	Columbia	67	75	154	A	Brown	67	62		
92	H	Cornell	57	70	162	H	Towson	76	71	170	A	Providence	85	92		
95	A	Purdue	51	71	172	H	Army West Point	69	76	175	A	American	57	68		
					175	H	American	62	73	199	A	Siena	63	71		
					217	A	St. Bonaventure	57	70	239	A	Loyola Maryland	77	87		
					274	H	Boston U.	96	87	304	A	Holy Cross	62	54		
					304	H	Holy Cross	70	52	304	H	Holy Cross	70	52		
					322	H	Lafayette	76	69	322	H	Lafayette	76	69		
					333	H	LIU Brooklyn	76	61	333	H	LIU Brooklyn	76	61		
					338	A	UMass Lowell	77	82	338	A	UMass Lowell	77	82		
LAST 12 Division I GAMES:																
121	A	Navy	69	61	172	H	Army West Point	69	76	121	H	Navy	67	80		
304	H	Holy Cross	70	52	304	A	Holy Cross	62	54	175	A	American	57	68		
175	H	American	62	73	239	A	Loyola Maryland	77	87	274	H	Boston U.	96	87		
239	A	Loyola Maryland	77	87	322	H	Lafayette	76	69	59	A	Bucknell	56	79		
274	H	Boston U.	96	87	78	A	Gonzaga	42	72							
59	A	Bucknell	56	79												

Non-Div I Games:

Colgate

■ Loss, 
 ■ Non-Conf, 
 ■ S Site, 
 ■ H Home 
 ■ A Away 
 N Neutral

Colorado

Through Games Of Feb. 5, 2017

Average RPI Win:	174	WON-LOST	WINNING	LAST 10	STRENGTH OF	OPP. STRENGTH	TEAM	ADJ.	CONF.	ADJ CONF.
Average RPI Loss:	39	RECORD	PCT. RANK	GAMES	SCHEDULE	OF SCHEDULE	RPI	RPI	RPI	RPI
DIV. I ONLY	13- 10	135	3- 7	47	53	88	88	1	1	
DIV. I NON-CONF.	10- 1	16	0- 0	186	254	65	65	1	1	
TOTALS	RPI 1-25	RPI 26-50	W-L RECORDS	RPI 51-100	RPI 101-150	RPI 150+				
13- 10	1- 5	0- 2	OVERALL	3- 2	3- 1	6- 0				
10- 5	1- 3	0- 1	HOME	3- 0	2- 1	4- 0				
3- 5	0- 2	0- 1	AWAY	0- 2	1- 0	2- 0				
0- 0	0- 0	0- 0	NEUTRAL	0- 0	0- 0	0- 0				
10- 1	1- 0	0- 0	NON-CONFERENCE	1- 0	2- 1	6- 0				
7- 1	1- 0	0- 0	HOME	1- 0	1- 1	4- 0				
3- 0	0- 0	0- 0	AWAY	0- 0	1- 0	2- 0				
0- 0	0- 0	0- 0	NEUTRAL	0- 0	0- 0	0- 0				
3- 9	0- 5	0- 2	CONFERENCE	2- 2	1- 0	0- 0				
3- 4	0- 3	0- 1	HOME	2- 0	1- 0	0- 0				
0- 5	0- 2	0- 1	AWAY	0- 2	0- 0	0- 0				
0- 0	0- 0	0- 0	NEUTRAL	0- 0	0- 0	0- 0				

RPI	S	Opponent	Score	RPI	S	Opponent	Score	RPI	S	Opponent	Score	RPI	S	Opponent	Score
6	A	Oregon St.	57 81	37	A	Oregon	66 71	55	H	Washington St.	70 58	101	H	SMU	67 50
8	H	Washington	75 79	40	H	California	53 65	66	H	Colorado St.	74 56	103	H	Wyoming	75 82
10	H	Stanford	70 84					72	A	Utah	53 58	109	A	Northern Colo.	83 62
12	A	UCLA	74 87					72	H	Utah	54 49	123	H	Arizona	65 56
16	H	Kentucky	79 69					75	A	Southern California	54 79	190	H	Idaho St.	85 56
24	H	Arizona St.	52 71									280	A	Mississippi Val.	76 64
												283	A	North Dakota St.	76 59
												314	H	Air Force	95 68
												320	H	St. Francis Brooklyn	81 54
												334	H	Southeastern La.	112 54
LAST 12 Division I GAMES:															
8	H	Washington	75 79	10	H	Stanford	70 84								
55	H	Washington St.	70 58	40	H	California	53 65								
72	A	Utah	53 58	24	H	Arizona St.	52 71								
72	H	Utah	54 49	123	H	Arizona	65 56								
6	A	Oregon St.	57 81	12	A	UCLA	74 87								
37	A	Oregon	66 71	75	A	Southern California	54 79								

Non-Div I Games:

Colorado

Loss, Non-Conf, S Site, H Home A Away N Neutral



Average RPI Win:	198	WON-LOST	WINNING	LAST 10	STRENGTH OF	OPP. STRENGTH	TEAM	ADJ.	CONF.	ADJ CONF.
Average RPI Loss:	76	RECORD	PCT. RANK	GAMES	SCHEDULE	OF SCHEDULE	RPI	RPI	RPI	RPI
DIV. I ONLY	16- 5	36	9- 1	200	87	66	66	13	13	
DIV. I NON-CONF.	6- 4	126	1- 0	256	61	138	138	15	15	
TOTALS	RPI 1-25	RPI 26-50	W-L RECORDS	RPI 51-100	RPI 101-150	RPI 150+				
16- 5	0- 2	0- 0	OVERALL	3- 2	2- 0	11- 1				
10- 1	0- 0	0- 0	HOME	1- 1	1- 0	8- 0				
6- 4	0- 1	0- 0	AWAY	2- 1	1- 0	3- 1				
0- 0	0- 0	0- 0	NEUTRAL	0- 0	0- 0	0- 0				
6- 4	0- 2	0- 0	NON-CONFERENCE	0- 1	1- 0	5- 1				
5- 0	0- 0	0- 0	HOME	0- 0	1- 0	4- 0				
1- 4	0- 2	0- 0	AWAY	0- 1	0- 0	1- 1				
0- 0	0- 0	0- 0	NEUTRAL	0- 0	0- 0	0- 0				
10- 1	0- 0	0- 0	CONFERENCE	3- 1	1- 0	6- 0				
5- 1	0- 0	0- 0	HOME	1- 1	0- 0	4- 0				
5- 0	0- 0	0- 0	AWAY	2- 0	1- 0	2- 0				
0- 0	0- 0	0- 0	NEUTRAL	0- 0	0- 0	0- 0				

RPI 1-25				RPI 26-50				RPI 51-100				RPI 101+			
RPI	S	Opponent	Score	RPI	S	Opponent	Score	RPI	S	Opponent	Score	RPI	S	Opponent	Score
8	A	Washington	68 101					80	A	UNLV	57 37	109	H	Northern Colo.	58 47
18	A	Oklahoma	55 70					80	H	UNLV	44 41	145	A	New Mexico	78 63
								85	A	Boise St.	60 53	165	H	Omaha	69 42
								85	H	Boise St.	45 51	167	H	Fresno St.	73 56
								88	A	Colorado	56 74	179	A	Nebraska	59 62
												202	H	Utah St.	74 43
												206	A	San Jose St.	68 56
												206	H	San Jose St.	70 67
												213	H	Seattle U	66 62
												232	H	San Diego St.	60 43
												303	H	Denver	76 49
												314	A	Air Force	72 35
												328	A	Montana	63 49
												334	H	Southeastern La.	77 31
LAST 12 Division I GAMES:															
80	H	UNLV	44 41	145	A	New Mexico	78 63								
85	A	Boise St.	60 53	314	A	Air Force	72 35								
232	H	San Diego St.	60 43	206	H	San Jose St.	70 67								
206	A	San Jose St.	68 56	85	H	Boise St.	45 51								
202	H	Utah St.	74 43	80	A	UNLV	57 37								
167	H	Fresno St.	73 56	328	A	Montana	63 49								

Non-Div I Games: N.M. Highlands 96 31 Adams St. 76 29

Colorado St.

Loss, Non-Conf, S Site, H Home A Away N Neutral

Average RPI Win:	249	WON-LOST	WINNING	LAST 10	STRENGTH OF	OPP. STRENGTH	TEAM	ADJ.	CONF.	ADJ CONF.
Average RPI Loss:	137	RECORD	PCT. RANK	GAMES	SCHEDULE	OF SCHEDULE	RPI	RPI	RPI	RPI
DIV. I ONLY	12- 7	110	5- 5	259	266	144	144	9	9	
DIV. I NON-CONF.	10- 3	54	5- 1	333	329	162	162	9	9	
TOTALS	RPI 1-25	RPI 26-50	W-L RECORDS	RPI 51-100	RPI 101-150	RPI 150+				
12- 7	0- 0	0- 1	OVERALL	0- 3	1- 0	11- 3				
4- 2	0- 0	0- 0	HOME	0- 1	0- 0	4- 1				
8- 5	0- 0	0- 1	AWAY	0- 2	1- 0	7- 2				
0- 0	0- 0	0- 0	NEUTRAL	0- 0	0- 0	0- 0				
10- 3	0- 0	0- 0	NON-CONFERENCE	0- 1	0- 0	10- 2				
4- 1	0- 0	0- 0	HOME	0- 0	0- 0	4- 1				
6- 2	0- 0	0- 0	AWAY	0- 1	0- 0	6- 1				
0- 0	0- 0	0- 0	NEUTRAL	0- 0	0- 0	0- 0				
2- 4	0- 0	0- 1	CONFERENCE	0- 2	1- 0	1- 1				
0- 1	0- 0	0- 0	HOME	0- 1	0- 0	0- 0				
2- 3	0- 0	0- 1	AWAY	0- 1	1- 0	1- 1				
0- 0	0- 0	0- 0	NEUTRAL	0- 0	0- 0	0- 0				

RPI S	Opponent	Score	RPI S	Opponent	Score	RPI S	Opponent	Score	RPI S	Opponent	Score	Team's RPI: 144
			35 A	Harvard	68 70	92 A	Cornell	70 77	149 A	Yale	72 68	
						92 H	Cornell	55 69	154 A	Brown	60 69	
						100 A	Long Beach St.	60 73	170 H	Providence	66 64	
									205 A	Binghamton	75 65	
									214 A	Dartmouth	91 88	
									219 A	Saint Francis (PA)	84 77	
									229 H	Colgate	75 67	
									230 H	UMBC	56 67	
									239 A	Loyola Maryland	65 53	
									241 A	Richmond	65 58	
									254 A	Stony Brook	53 55	
									306 A	NJIT	65 51	
									333 H	LIU Brooklyn	66 57	
									338 H	UMass Lowell	76 57	
									339 A	Cal St. Fullerton	61 46	
LAST 12 Division I GAMES:												
154 A	Brown	60 69	306 A	NJIT	65 51							
149 A	Yale	72 68	100 A	Long Beach St.	60 73							
35 A	Harvard	68 70	339 A	Cal St. Fullerton	61 46							
214 A	Dartmouth	91 88	333 H	LIU Brooklyn	66 57							
92 H	Cornell	55 69	205 A	Binghamton	75 65							
92 A	Cornell	70 77	170 H	Providence	66 64							

Non-Div I Games:

Columbia

Average RPI Win: 311		WON-LOST	WINNING	LAST 10	STRENGTH OF	OPP. STRENGTH	TEAM	ADJ.	CONF.	ADJ CONF.
Average RPI Loss: 149		RECORD	PCT. RANK	GAMES	SCHEDULE	OF SCHEDULE	RPI	RPI	RPI	RPI
DIV. I ONLY		5- 16	302	5- 5	173	291	269	269	32	32
DIV. I NON-CONF.		0- 12	335	0- 3	46	96	291	291	31	31
TOTALS		RPI 1-25	RPI 26-50	W-L RECORDS	RPI 51-100	RPI 101-150	RPI 150+			
5- 16	0- 1		0- 1	OVERALL	0- 4	0- 2	5- 8			
3- 2	0- 0		0- 0	HOME	0- 0	0- 1	3- 1			
2- 13	0- 1		0- 1	AWAY	0- 4	0- 1	2- 6			
0- 1	0- 0		0- 0	NEUTRAL	0- 0	0- 0	0- 1			
0- 12	0- 1		0- 1	NON-CONFERENCE	0- 4	0- 2	0- 4			
0- 1	0- 0		0- 0	HOME	0- 0	0- 1	0- 0			
0- 10	0- 1		0- 1	AWAY	0- 4	0- 1	0- 3			
0- 1	0- 0		0- 0	NEUTRAL	0- 0	0- 0	0- 1			
5- 4	0- 0		0- 0	CONFERENCE	0- 0	0- 0	5- 4			
3- 1	0- 0		0- 0	HOME	0- 0	0- 0	3- 1			
2- 3	0- 0		0- 0	AWAY	0- 0	0- 0	2- 3			
0- 0	0- 0		0- 0	NEUTRAL	0- 0	0- 0	0- 0			

RPI 1-25				RPI 26-50				RPI 51-100				RPI 101+				Team's RPI: 269	
RPI	S	Opponent	Score	RPI	S	Opponent	Score	RPI	S	Opponent	Score	RPI	S	Opponent	Score		
21	A	Miami (FL)	35 75	33	A	Syracuse	30 76	52	A	George Washington	46 77	110	H	SFA	57 72		
								63	A	West Virginia	39 69	122	A	VCU	44 73		
								70	A	Virginia	40 103	156	A	Hampton	54 78		
								86	A	North Carolina	55 90	162	A	Towson	65 69		
												187	N	ETSU	58 70		
												230	A	UMBC	63 73		
												248	A	UMES	55 49		
												251	A	Howard	58 66		
												258	A	Bethune-Cookman	52 71		
												262	H	Norfolk St.	45 49		
												277	H	N.C. A&T	65 57		
												321	A	Mt. St. Mary's	48 54		
												341	A	Florida A&M	70 62		
												342	H	South Carolina St.	70 54		
												348	H	Morgan St.	61 45		
LAST 12 Division I GAMES:																	
248	A	UMES	55 49	258	A	Bethune-Cookman	52 71										
156	A	Hampton	54 78	341	A	Florida A&M	70 62										
348	H	Morgan St.	61 45	342	H	South Carolina St.	70 54										
262	H	Norfolk St.	45 49	230	A	UMBC	63 73										
251	A	Howard	58 66	86	A	North Carolina	55 90										
277	H	N.C. A&T	65 57	187	N	ETSU	58 70										

Non-Div I Games:

Coppin St.

Loss, Non-Conf, S Site, H Home A Away N Neutral

Average RPI Win: <b>214</b>	WON-LOST	WINNING	LAST 10	STRENGTH OF	OPP. STRENGTH	TEAM	ADJ.	CONF.	ADJ CONF.
Average RPI Loss: <b>147</b>	RECORD	PCT. RANK	GAMES	SCHEDULE	OF SCHEDULE	RPI	RPI	RPI	RPI
DIV. I ONLY	12- 7	110	6- 4	135	272	92	92	9	9
DIV. I NON-CONF.	9- 4	85	4- 2	238	319	117	117	9	9
TOTALS	RPI 1-25	RPI 26-50	W-L RECORDS	RPI 51-100	RPI 101-150	RPI 150+			
12- 7	0- 0	0- 1	OVERALL	1- 1	3- 1	8- 4			
5- 1	0- 0	0- 0	HOME	1- 1	1- 0	3- 0			
7- 6	0- 0	0- 1	AWAY	0- 0	2- 1	5- 4			
0- 0	0- 0	0- 0	NEUTRAL	0- 0	0- 0	0- 0			
9- 4	0- 0	0- 0	NON-CONFERENCE	1- 1	0- 1	8- 2			
4- 1	0- 0	0- 0	HOME	1- 1	0- 0	3- 0			
5- 3	0- 0	0- 0	AWAY	0- 0	0- 1	5- 2			
0- 0	0- 0	0- 0	NEUTRAL	0- 0	0- 0	0- 0			
3- 3	0- 0	0- 1	CONFERENCE	0- 0	3- 0	0- 2			
1- 0	0- 0	0- 0	HOME	0- 0	1- 0	0- 0			
2- 3	0- 0	0- 1	AWAY	0- 0	2- 0	0- 2			
0- 0	0- 0	0- 0	NEUTRAL	0- 0	0- 0	0- 0			

RPI 1-25				RPI 26-50				RPI 51-100				Team's RPI: 92	RPI 101+			
RPI	S	Opponent	Score	RPI	S	Opponent	Score	RPI	S	Opponent	Score		RPI	S	Opponent	Score
				35	A	Harvard	59 62	73	H	Drexel	53 63		137	A	Pittsburgh	44 56
								94	H	New Hampshire	61 56		144	A	Columbia	69 55
													144	H	Columbia	77 70
													149	A	Yale	76 63
													154	A	Brown	67 72
													162	A	Towson	63 68
													205	A	Binghamton	54 51
													214	A	Dartmouth	74 84
													219	A	Saint Francis (PA)	78 72
													229	A	Colgate	70 57
													238	H	Canisius	60 43
													239	H	Loyola Maryland	58 50
													251	H	Howard	67 55
													254	A	Stony Brook	65 66
													315	A	Youngstown St.	80 75
													344	A	Delaware St.	72 51
LAST 12 Division I GAMES:																
				149	A	Yale	76 63					344	A	Delaware St.	72 51	
				154	A	Brown	67 72					205	A	Binghamton	54 51	
				214	A	Dartmouth	74 84					254	A	Stony Brook	65 66	
				35	A	Harvard	59 62					238	H	Canisius	60 43	
				144	A	Columbia	69 55					315	A	Youngstown St.	80 75	
				144	H	Columbia	77 70					73	H	Drexel	53 63	

Non-Div I Games:

Cornell

Creighton

Through Games Of Feb. 5, 2017

Average RPI Win:	116	WON-LOST	WINNING	LAST 10	STRENGTH OF	OPP. STRENGTH	TEAM	ADJ.	CONF.	ADJ CONF.
Average RPI Loss:	58	RECORD	PCT. RANK	GAMES	SCHEDULE	OF SCHEDULE	RPI	RPI	RPI	RPI
DIV. I ONLY	17- 6	45	8- 2	41	33	22	22	7	7	
DIV. I NON-CONF.	6- 4	126	0- 0	70	24	72	72	7	7	
TOTALS	RPI 1-25	RPI 26-50	W-L RECORDS	RPI 51-100	RPI 101-150	RPI 150+				
17- 6	0- 2	5- 2	OVERALL	4- 1	0- 0	8- 1				
9- 1	0- 1	3- 0	HOME	1- 0	0- 0	5- 0				
7- 4	0- 1	2- 1	AWAY	2- 1	0- 0	3- 1				
1- 1	0- 0	0- 1	NEUTRAL	1- 0	0- 0	0- 0				
6- 4	0- 0	1- 2	NON-CONFERENCE	1- 1	0- 0	4- 1				
4- 0	0- 0	1- 0	HOME	0- 0	0- 0	3- 0				
1- 3	0- 0	0- 1	AWAY	0- 1	0- 0	1- 1				
1- 1	0- 0	0- 1	NEUTRAL	1- 0	0- 0	0- 0				
11- 2	0- 2	4- 0	CONFERENCE	3- 0	0- 0	4- 0				
5- 1	0- 1	2- 0	HOME	1- 0	0- 0	2- 0				
6- 1	0- 1	2- 0	AWAY	2- 0	0- 0	2- 0				
0- 0	0- 0	0- 0	NEUTRAL	0- 0	0- 0	0- 0				

RPI 1-25				RPI 26-50				RPI 51-100				RPI 101+			
RPI	S	Opponent	Score	RPI	S	Opponent	Score	RPI	S	Opponent	Score	RPI	S	Opponent	Score
15	A	DePaul	65 79	30	N	Missouri	63 72	57	A	UNI	49 50	153	H	Kansas	69 49
15	H	DePaul	56 60	32	H	Drake	80 77	62	N	Dayton	56 53	165	H	Omaha	82 45
				38	A	South Dakota St.	56 63	67	A	St. John's (NY)	55 43	170	A	Providence	58 51
				43	A	Marquette	83 63	68	A	Villanova	47 44	173	H	Xavier	63 52
				43	H	Marquette	80 77	68	H	Villanova	60 46	179	H	Nebraska	80 64
				47	A	Georgetown	67 59					184	A	Seton Hall	70 60
				47	H	Georgetown	70 68					192	A	Wichita St.	54 62
												231	A	Marist	72 50
												233	H	Butler	67 52
LAST 12 Division I GAMES:															
				47	A	Georgetown	67 59	170	A	Providence	58 51				
				68	A	Villanova	47 44	68	H	Villanova	60 46				
				43	H	Marquette	80 77	47	H	Georgetown	70 68				
				15	H	DePaul	56 60	15	A	DePaul	65 79				
				184	A	Seton Hall	70 60	43	A	Marquette	83 63				
				67	A	St. John's (NY)	55 43	173	H	Xavier	63 52				

Non-Div I Games:

Creighton

Loss, Non-Conf, S Site, H Home A Away N Neutral

Average RPI Win:	240	WON-LOST	WINNING	LAST 10	STRENGTH OF	OPP. STRENGTH	TEAM	ADJ.	CONF.	ADJ CONF.
Average RPI Loss:	142	RECORD	PCT. RANK	GAMES	SCHEDULE	OF SCHEDULE	RPI	RPI	RPI	RPI
DIV. I ONLY	6- 13	274	3- 7	111	239	214	214	9	9	
DIV. I NON-CONF.	5- 8	218	2- 4	236	301	234	234	9	9	
TOTALS	RPI 1-25	RPI 26-50	W-L RECORDS	RPI 51-100	RPI 101-150	RPI 150+				
6- 13	0- 0	0- 2	OVERALL	1- 1	0- 5	5- 5				
4- 4	0- 0	0- 1	HOME	1- 0	0- 1	3- 2				
2- 9	0- 0	0- 1	AWAY	0- 1	0- 4	2- 3				
0- 0	0- 0	0- 0	NEUTRAL	0- 0	0- 0	0- 0				
5- 8	0- 0	0- 0	NON-CONFERENCE	0- 1	0- 3	5- 4				
3- 2	0- 0	0- 0	HOME	0- 0	0- 0	3- 2				
2- 6	0- 0	0- 0	AWAY	0- 1	0- 3	2- 2				
0- 0	0- 0	0- 0	NEUTRAL	0- 0	0- 0	0- 0				
1- 5	0- 0	0- 2	CONFERENCE	1- 0	0- 2	0- 1				
1- 2	0- 0	0- 1	HOME	1- 0	0- 1	0- 0				
0- 3	0- 0	0- 1	AWAY	0- 0	0- 1	0- 1				
0- 0	0- 0	0- 0	NEUTRAL	0- 0	0- 0	0- 0				

RPI S	Opponent	Score	RPI S	Opponent	Score	RPI S	Opponent	Score	RPI S	Opponent	Score	Team's RPI: 214
35	A Harvard	65 70	35	H Harvard	61 70	92	H Cornell	84 74	118	A Penn	38 68	
						94	A New Hampshire	47 64	132	A Old Dominion	56 82	
									134	A William & Mary	50 63	
									136	A Maine	55 60	
									144	H Columbia	88 91	
									161	H Albany (NY)	69 61	
									172	H Army West Point	60 68	
									174	A Princeton	55 85	
									177	A Boston College	53 65	
									231	H Marist	61 66	
									260	A Vermont	54 59	
									274	A Boston U.	61 49	
									300	A Rhode Island	62 52	
									304	H Holy Cross	53 49	
									311	H Central Conn. St.	61 51	
LAST 12 Division I GAMES:												
118	A Penn	38 68	94	A New Hampshire	47 64							
174	A Princeton	55 85	161	H Albany (NY)	69 61							
92	H Cornell	84 74	177	A Boston College	53 65							
144	H Columbia	88 91	300	A Rhode Island	62 52							
35	H Harvard	61 70	231	H Marist	61 66							
35	A Harvard	65 70	136	A Maine	55 60							

Non-Div I Games:

Dartmouth

■ Loss, 
■ Non-Conf, 
■ S Site, 
■ H Home 
■ A Away 
N Neutral

Average RPI Win: <b>249</b>	WON-LOST	WINNING	LAST 10	STRENGTH OF	OPP. STRENGTH	TEAM	ADJ.	CONF.	ADJ CONF.
Average RPI Loss: <b>144</b>	RECORD	PCT. RANK	GAMES	SCHEDULE	OF SCHEDULE	RPI	RPI	RPI	RPI
DIV. I ONLY	<b>4- 19</b>	<b>322</b>	<b>2- 8</b>	<b>81</b>	<b>253</b>	<b>281</b>	<b>281</b>	<b>12</b>	<b>12</b>
DIV. I NON-CONF.	<b>2- 10</b>	<b>305</b>	<b>0- 1</b>	<b>57</b>	<b>313</b>	<b>277</b>	<b>277</b>	<b>12</b>	<b>12</b>
TOTALS	RPI 1-25	RPI 26-50	W-L RECORDS	RPI 51-100	RPI 101-150	RPI 150+			
4- 19	0- 0	0- 1	OVERALL	0- 4	0- 6	4- 8			
3- 9	0- 0	0- 0	HOME	0- 1	0- 4	3- 4			
1- 8	0- 0	0- 1	AWAY	0- 2	0- 2	1- 3			
0- 2	0- 0	0- 0	NEUTRAL	0- 1	0- 0	0- 1			
2- 10	0- 0	0- 1	NON-CONFERENCE	0- 2	0- 3	2- 4			
2- 4	0- 0	0- 0	HOME	0- 0	0- 3	2- 1			
0- 4	0- 0	0- 1	AWAY	0- 1	0- 0	0- 2			
0- 2	0- 0	0- 0	NEUTRAL	0- 1	0- 0	0- 1			
2- 9	0- 0	0- 0	CONFERENCE	0- 2	0- 3	2- 4			
1- 5	0- 0	0- 0	HOME	0- 1	0- 1	1- 3			
1- 4	0- 0	0- 0	AWAY	0- 1	0- 2	1- 1			
0- 0	0- 0	0- 0	NEUTRAL	0- 0	0- 0	0- 0			

RPI S	Opponent	Score	RPI S	Opponent	Score	RPI S	Opponent	Score	RPI S	Opponent	Score	Team's RPI: 281
46	A Michigan St.	34 70	52	A George Washington	62 76	102	H Mercer	60 67				
			62	H Dayton	52 68	108	A Duquesne	51 73				
			87	N Toledo	41 76	115	A Fordham	72 85				
			89	A Charlotte	79 93	119	H Saint Louis	69 106				
						127	H Radford	40 44				
						140	H UCF	38 57				
						155	H George Mason	58 54				
						164	A Western Mich.	63 76				
						169	H La Salle	58 65				
						187	A ETSU	56 76				
						190	N Idaho St.	58 70				
						217	A St. Bonaventure	51 70				
						220	H UNCW	58 67				
						241	H Richmond	52 61				
						255	H Furman	71 61				
						292	H High Point	82 72				
						295	A Massachusetts	63 59				
						295	H Massachusetts	60 61				
LAST 12 Division I GAMES:												
295	A Massachusetts	63 59	52	A George Washington	62 76							
62	H Dayton	52 68	295	H Massachusetts	60 61							
241	H Richmond	52 61	108	A Duquesne	51 73							
217	A St. Bonaventure	51 70	115	A Fordham	72 85							
169	H La Salle	58 65	119	H Saint Louis	69 106							
155	H George Mason	58 54	102	H Mercer	60 67							

Non-Div I Games:

Davidson

■ Loss, 
■ Non-Conf, 
■ S Site, 
■ H Home 
■ A Away 
N Neutral

Average RPI Win:	<b>182</b>	WON-LOST	WINNING	LAST 10	STRENGTH OF	OPP. STRENGTH	TEAM	ADJ.	CONF.	ADJ CONF.
Average RPI Loss:	<b>63</b>	RECORD	PCT. RANK	GAMES	SCHEDULE	OF SCHEDULE	RPI	RPI	RPI	RPI
DIV. I ONLY	<b>16- 7</b>	<b>73</b>	<b>10- 0</b>	<b>112</b>	<b>77</b>	<b>62</b>	<b>62</b>	<b>12</b>	<b>12</b>	
DIV. I NON-CONF.	<b>6- 6</b>	<b>165</b>	<b>1- 1</b>	<b>58</b>	<b>19</b>	<b>89</b>	<b>89</b>	<b>12</b>	<b>12</b>	
TOTALS	RPI 1-25	RPI 26-50	W-L RECORDS	RPI 51-100	RPI 101-150	RPI 150+				
16- 7	1- 2	0- 2	OVERALL	1- 2	5- 0	9- 1				
5- 3	0- 0	0- 1	HOME	1- 1	1- 0	3- 1				
8- 2	0- 1	0- 0	AWAY	0- 1	3- 0	5- 0				
3- 2	1- 1	0- 1	NEUTRAL	0- 0	1- 0	1- 0				
6- 6	1- 2	0- 2	NON-CONFERENCE	0- 2	1- 0	4- 0				
1- 2	0- 0	0- 1	HOME	0- 1	0- 0	1- 0				
2- 2	0- 1	0- 0	AWAY	0- 1	0- 0	2- 0				
3- 2	1- 1	0- 1	NEUTRAL	0- 0	1- 0	1- 0				
10- 1	0- 0	0- 0	CONFERENCE	1- 0	4- 0	5- 1				
4- 1	0- 0	0- 0	HOME	1- 0	1- 0	2- 1				
6- 0	0- 0	0- 0	AWAY	0- 0	3- 0	3- 0				
0- 0	0- 0	0- 0	NEUTRAL	0- 0	0- 0	0- 0				

RPI 1-25				RPI 26-50				RPI 51-100 Team's RPI: 62				RPI 101+			
RPI	S	Opponent	Score	RPI	S	Opponent	Score	RPI	S	Opponent	Score	RPI	S	Opponent	Score
1	A	UConn	65 <b>98</b>	42	N	Georgia Tech	68 <b>81</b>	52	H	George Washington	50 <b>48</b>	108	A	Duquesne	75 64
20	N	Texas A&M	74 57	48	H	Quinnipiac	60 <b>63</b>	70	A	Virginia	56 <b>66</b>	111	H	Saint Joseph's	64 59
22	N	Creighton	53 <b>56</b>					87	H	Toledo	72 <b>76</b>	119	A	Saint Louis	78 67
												122	A	VCU	68 48
												132	N	Old Dominion	77 69
												155	A	George Mason	60 48
												169	H	La Salle	51 <b>54</b>
												174	A	Princeton	62 56
												204	A	Wisconsin	83 64
												217	A	St. Bonaventure	62 60
												267	N	Liberty	82 53
												281	A	Davidson	68 52
												295	H	Massachusetts	77 65
												300	H	Rhode Island	81 51
												348	H	Morgan St.	61 42
LAST 12 Division I GAMES:															
122	A	VCU	68 48	108	A	Duquesne	75 64								
281	A	Davidson	68 52	52	H	George Washington	50 48								
300	H	Rhode Island	81 51	217	A	St. Bonaventure	62 60								
155	A	George Mason	60 48	295	H	Massachusetts	77 65								
111	H	Saint Joseph's	64 59	70	A	Virginia	56 <b>66</b>								
119	A	Saint Louis	78 67	267	N	Liberty	82 53								

Non-Div I Games:

Dayton

■ Loss, 
 ■ Non-Conf, S Site, 
 ■ Home 
 ■ Away 
 N Neutral



Average RPI Win:	141	WON-LOST	WINNING	LAST 10	STRENGTH OF	OPP. STRENGTH	TEAM	ADJ.	CONF.	ADJ CONF.
Average RPI Loss:	15	RECORD	PCT. RANK	GAMES	SCHEDULE	OF SCHEDULE	RPI	RPI	RPI	RPI
DIV. I ONLY	20- 5	21	9- 1	31	44	15	15	7	7	
DIV. I NON-CONF.	8- 4	97	0- 0	16	16	32	32	7	7	
TOTALS	RPI 1-25	RPI 26-50	W-L RECORDS	RPI 51-100	RPI 101-150	RPI 150+				
20- 5	2- 4	3- 1	OVERALL	4- 0	0- 0	11- 0				
11- 2	1- 1	1- 1	HOME	1- 0	0- 0	8- 0				
7- 2	1- 2	1- 0	AWAY	2- 0	0- 0	3- 0				
2- 1	0- 1	1- 0	NEUTRAL	1- 0	0- 0	0- 0				
8- 4	0- 4	2- 0	NON-CONFERENCE	1- 0	0- 0	5- 0				
5- 1	0- 1	1- 0	HOME	0- 0	0- 0	4- 0				
1- 2	0- 2	0- 0	AWAY	0- 0	0- 0	1- 0				
2- 1	0- 1	1- 0	NEUTRAL	1- 0	0- 0	0- 0				
12- 1	2- 0	1- 1	CONFERENCE	3- 0	0- 0	6- 0				
6- 1	1- 0	0- 1	HOME	1- 0	0- 0	4- 0				
6- 0	1- 0	1- 0	AWAY	2- 0	0- 0	2- 0				
0- 0	0- 0	0- 0	NEUTRAL	0- 0	0- 0	0- 0				

RPI	S	Opponent	Score
1	A	UConn	46 91
2	H	Notre Dame	61 75
5	N	Baylor	72 104
22	A	Creighton	60 56
22	H	Creighton	79 65
23	A	Temple	74 84

RPI	S	Opponent	Score
33	N	Syracuse	108 84
43	H	Marquette	101 102
47	A	Georgetown	76 53
50	H	Northwestern	89 66

RPI	S	Opponent	Score
67	A	St. John's (NY)	78 66
67	H	St. John's (NY)	54 51
68	A	Villanova	80 50
81	N	Western Ky.	77 69

RPI	S	Opponent	Score
170	A	Providence	64 55
170	H	Providence	61 56
173	H	Xavier	85 69
184	A	Seton Hall	96 65
184	H	Seton Hall	86 60
186	H	Appalachian St.	99 58
203	H	UAB	90 80
233	H	Butler	100 69
259	H	UT Martin	100 68
289	H	Prairie View	94 62
316	A	Loyola Chicago	107 46

## LAST 12 Division I GAMES:

184	H	Seton Hall	86 60	233	H	Butler	100 69
67	H	St. John's (NY)	54 51	67	A	St. John's (NY)	78 66
170	A	Providence	64 55	184	A	Seton Hall	96 65
22	A	Creighton	60 56	22	H	Creighton	79 65
43	H	Marquette	101 102	170	H	Providence	61 56
173	H	Xavier	85 69	68	A	Villanova	80 50

Non-Div I Games:

DePaul

Delaware

Through Games Of Feb. 5, 2017

Average RPI Win:	189	WON-LOST	WINNING	LAST 10	STRENGTH OF	OPP. STRENGTH	TEAM	ADJ.	CONF.	ADJ CONF.
Average RPI Loss:	93	RECORD	PCT. RANK	GAMES	SCHEDULE	OF SCHEDULE	RPI	RPI	RPI	RPI
DIV. I ONLY	13- 9	125	7- 3	77	146	112	112	8	8	
DIV. I NON-CONF.	6- 5	148	0- 1	78	260	150	150	8	8	
TOTALS	RPI 1-25	RPI 26-50	W-L RECORDS	RPI 51-100	RPI 101-150	RPI 150+				
13- 9	0- 0	0- 4	OVERALL	0- 1	1- 2	12- 2				
7- 6	0- 0	0- 2	HOME	0- 1	0- 1	7- 2				
6- 1	0- 0	0- 1	AWAY	0- 0	1- 0	5- 0				
0- 2	0- 0	0- 1	NEUTRAL	0- 0	0- 1	0- 0				
6- 5	0- 0	0- 2	NON-CONFERENCE	0- 0	0- 1	6- 2				
4- 3	0- 0	0- 1	HOME	0- 0	0- 0	4- 2				
2- 0	0- 0	0- 0	AWAY	0- 0	0- 0	2- 0				
0- 2	0- 0	0- 1	NEUTRAL	0- 0	0- 1	0- 0				
7- 4	0- 0	0- 2	CONFERENCE	0- 1	1- 1	6- 0				
3- 3	0- 0	0- 1	HOME	0- 1	0- 1	3- 0				
4- 1	0- 0	0- 1	AWAY	0- 0	1- 0	3- 0				
0- 0	0- 0	0- 0	NEUTRAL	0- 0	0- 0	0- 0				

RPI S	Opponent	Score	RPI S	Opponent	Score	RPI S	Opponent	Score	RPI S	Opponent	Score	Team's RPI: 112
26	A Elon	42 69	26	A Elon	42 69	73	H Drexel	44 54	134	A William & Mary	68 54	
41	H James Madison	51 66	41	H James Madison	51 66				134	H William & Mary	49 60	
46	N Michigan St.	64 81	46	N Michigan St.	64 81				146	N Detroit	64 66	
47	H Georgetown	46 54	47	H Georgetown	46 54				151	H Hartford	66 67	
									155	H George Mason	67 51	
									162	A Towson	73 67	
									172	H Army West Point	47 61	
									174	H Princeton	66 62	
									175	A American	56 55	
									178	H Col. of Charleston	71 66	
									181	A Hofstra	73 56	
									182	H Northeastern	65 53	
									217	H St. Bonaventure	43 40	
									220	A UNCW	63 52	
									220	H UNCW	57 40	
									221	H Robert Morris	67 65	
									239	A Loyola Maryland	47 45	
LAST 12 Division I GAMES:												
73	H Drexel	44 54	181	A Hofstra	73 56							
220	H UNCW	57 40	41	H James Madison	51 66							
162	A Towson	73 67	26	A Elon	42 69							
134	A William & Mary	68 54	220	A UNCW	63 52							
178	H Col. of Charleston	71 66	134	H William & Mary	49 60							
182	H Northeastern	65 53	151	H Hartford	66 67							

Non-Div I Games:

Delaware

Loss, Non-Conf, S Site, H Home A Away N Neutral

Average RPI Win:	342	WON-LOST	WINNING	LAST 10	STRENGTH OF	OPP. STRENGTH	TEAM	ADJ.	CONF.	ADJ CONF.
Average RPI Loss:	211	RECORD	PCT. RANK	GAMES	SCHEDULE	OF SCHEDULE	RPI	RPI	RPI	RPI
DIV. I ONLY	3- 20	333	2- 8	332	317	344	344	32	32	
DIV. I NON-CONF.	1- 12	332	0- 2	249	235	328	328	31	31	
TOTALS	RPI 1-25	RPI 26-50	W-L RECORDS	RPI 51-100	RPI 101-150	RPI 150+				
3- 20	0- 0	0- 1	OVERALL	0- 3	0- 2	3- 14				
1- 7	0- 0	0- 0	HOME	0- 1	0- 1	1- 5				
2- 13	0- 0	0- 1	AWAY	0- 2	0- 1	2- 9				
0- 0	0- 0	0- 0	NEUTRAL	0- 0	0- 0	0- 0				
1- 12	0- 0	0- 1	NON-CONFERENCE	0- 3	0- 2	1- 6				
0- 3	0- 0	0- 0	HOME	0- 1	0- 1	0- 1				
1- 9	0- 0	0- 1	AWAY	0- 2	0- 1	1- 5				
0- 0	0- 0	0- 0	NEUTRAL	0- 0	0- 0	0- 0				
2- 8	0- 0	0- 0	CONFERENCE	0- 0	0- 0	2- 8				
1- 4	0- 0	0- 0	HOME	0- 0	0- 0	1- 4				
1- 4	0- 0	0- 0	AWAY	0- 0	0- 0	1- 4				
0- 0	0- 0	0- 0	NEUTRAL	0- 0	0- 0	0- 0				

RPI 1-25	RPI 26-50	RPI 51-100	RPI 101+	Team's RPI: 344
RPI S Opponent Score	RPI S Opponent Score	RPI S Opponent Score	RPI S Opponent Score	Score
	44 A Virginia Tech 48 88	71 A Iowa St. 57 88	134 A William & Mary 48 82	
		73 A Drexel 44 69	146 H Detroit 71 90	
		92 H Cornell 51 72	156 H Hampton 52 83	
			169 A La Salle 38 78	
			173 A Xavier 53 86	
			181 A Hofstra 44 64	
			258 A Bethune-Cookman 58 72	
			262 H Norfolk St. 74 82	
			272 A Savannah St. 57 64	
			277 A N.C. A&T 44 83	
			277 H N.C. A&T 60 68	
			306 H NJIT 43 57	
			310 A Lehigh 80 91	
			335 A Longwood 77 88	
			340 A Wagner 61 49	
			341 H Florida A&M 56 65	
			342 A South Carolina St. 72 70	
			345 A N.C. Central 63 68	
			345 H N.C. Central 55 51	
LAST 12 Division I GAMES:				
	258 A Bethune-Cookman 58 72	262 H Norfolk St. 74 82		
	277 H N.C. A&T 60 68	156 H Hampton 52 83		
	345 H N.C. Central 55 51	345 A N.C. Central 63 68		
	341 H Florida A&M 56 65	277 A N.C. A&T 44 83		
	272 A Savannah St. 57 64	92 H Cornell 51 72		
	342 A South Carolina St. 72 70	44 A Virginia Tech 48 88		

Non-Div I Games:

Delaware St.

■ Loss, 
 ■ Non-Conf, 
 ■ S Site, 
 ■ Home 
 ■ A Away 
 N Neutral

Average RPI Win:	291	WON-LOST	WINNING	LAST 10	STRENGTH OF	OPP. STRENGTH	TEAM	ADJ.	CONF.	ADJ CONF.
Average RPI Loss:	149	RECORD	PCT. RANK	GAMES	SCHEDULE	OF SCHEDULE	RPI	RPI	RPI	RPI
DIV. I ONLY	6- 17	294	3- 7	230	236	303	303	11	11	
DIV. I NON-CONF.	3- 10	280	0- 2	287	309	332	332	10	10	
TOTALS	RPI 1-25	RPI 26-50	W-L RECORDS	RPI 51-100	RPI 101-150	RPI 150+				
6- 17	0- 0	0- 1	OVERALL	0- 6	1- 2	5- 8				
4- 6	0- 0	0- 1	HOME	0- 1	0- 0	4- 4				
2- 10	0- 0	0- 0	AWAY	0- 2	1- 1	1- 1				
0- 1	0- 0	0- 0	NEUTRAL	0- 1	0- 0	0- 0				
3- 10	0- 0	0- 0	NON-CONFERENCE	0- 2	0- 2	3- 6				
3- 2	0- 0	0- 0	HOME	0- 0	0- 0	3- 2				
0- 7	0- 0	0- 0	AWAY	0- 1	0- 2	0- 4				
0- 1	0- 0	0- 0	NEUTRAL	0- 1	0- 0	0- 0				
3- 7	0- 0	0- 1	CONFERENCE	0- 4	1- 0	2- 2				
1- 4	0- 0	0- 1	HOME	0- 1	0- 0	1- 2				
2- 3	0- 0	0- 0	AWAY	0- 3	1- 0	1- 0				
0- 0	0- 0	0- 0	NEUTRAL	0- 0	0- 0	0- 0				

RPI S	Opponent	Score	RPI S	Opponent	Score	RPI S	Opponent	Score	RPI S	Opponent	Score	Team's RPI: 303
38	H South Dakota St.	63 72	57	N UNI	68 79	103	A Wyoming	49 59				
			60	A South Dakota	64 70	109	A Northern Colo.	48 68				
			60	H South Dakota	44 53	138	A Oral Roberts	47 45				
			66	A Colorado St.	49 76	165	H Omaha	73 82				
			76	A IUPUI	49 71	182	H Northeastern	69 72				
			90	A Western Ill.	62 87	190	A Idaho St.	64 65				
						213	H Seattle U	72 75				
						222	A Grand Canyon	70 73				
						283	H North Dakota St.	80 86				
						296	A Northern Ariz.	67 82				
						308	H Pepperdine	75 67				
						314	H Air Force	65 52				
						324	A Fort Wayne	78 72				
						324	H Fort Wayne	78 50				
						331	A Utah Valley	58 72				
						339	H Cal St. Fullerton	77 58				
LAST 12 Division I GAMES:												
324	H Fort Wayne	78 50	324	A Fort Wayne	78 72							
60	H South Dakota	44 53	90	A Western Ill.	62 87							
138	A Oral Roberts	47 45	283	H North Dakota St.	80 86							
165	H Omaha	73 82	60	A South Dakota	64 70							
38	H South Dakota St.	63 72	182	H Northeastern	69 72							
76	A IUPUI	49 71	213	H Seattle U	72 75							

Non-Div I Games:

Denver

Average RPI Win: <b>221</b>	WON-LOST	WINNING	LAST 10	STRENGTH OF	OPP. STRENGTH	TEAM	ADJ.	CONF.	ADJ CONF.
Average RPI Loss: <b>136</b>	RECORD	PCT. RANK	GAMES	SCHEDULE	OF SCHEDULE	RPI	RPI	RPI	RPI
DIV. I ONLY	<b>13- 10</b>	<b>135</b>	<b>7- 3</b>	<b>196</b>	<b>182</b>	<b>146</b>	<b>146</b>	<b>20</b>	<b>20</b>
DIV. I NON-CONF.	<b>4- 7</b>	<b>224</b>	<b>0- 0</b>	<b>257</b>	<b>92</b>	<b>217</b>	<b>217</b>	<b>20</b>	<b>20</b>
TOTALS	RPI 1-25	RPI 26-50	W-L RECORDS	RPI 51-100	RPI 101-150	RPI 150+			
13- 10	0- 0	1- 1	OVERALL	0- 2	2- 2	10- 5			
8- 2	0- 0	1- 0	HOME	0- 0	1- 0	6- 2			
4- 8	0- 0	0- 1	AWAY	0- 2	0- 2	4- 3			
1- 0	0- 0	0- 0	NEUTRAL	0- 0	1- 0	0- 0			
4- 7	0- 0	0- 0	NON-CONFERENCE	0- 2	2- 1	2- 4			
1- 2	0- 0	0- 0	HOME	0- 0	1- 0	0- 2			
2- 5	0- 0	0- 0	AWAY	0- 2	0- 1	2- 2			
1- 0	0- 0	0- 0	NEUTRAL	0- 0	1- 0	0- 0			
9- 3	0- 0	1- 1	CONFERENCE	0- 0	0- 1	8- 1			
7- 0	0- 0	1- 0	HOME	0- 0	0- 0	6- 0			
2- 3	0- 0	0- 1	AWAY	0- 0	0- 1	2- 1			
0- 0	0- 0	0- 0	NEUTRAL	0- 0	0- 0	0- 0			

RPI S	Opponent	Score	RPI S	Opponent	Score	RPI S	Opponent	Score	RPI S	Opponent	Score
34	A Green Bay	55 60	34	H Green Bay	76 72	54	A Minnesota	91 111	106	H Kent St.	73 52
34	H Green Bay	76 72	87	A Toledo	66 72				112	N Delaware	66 64
									133	A East Carolina	81 83
									142	A Wright St.	69 77
									155	H George Mason	54 55
									160	A Oakland	80 71
									164	H Western Mich.	65 75
									171	A Milwaukee	69 81
									171	H Milwaukee	77 63
									195	H Cleveland St.	66 54
									197	A CSUN	67 76
									226	A Bradley	60 70
									264	A Eastern Mich.	77 64
									266	A Northern Ky.	55 53
									266	H Northern Ky.	57 49
									315	H Youngstown St.	80 63
									319	H Valparaiso	85 60
									326	H Ill.-Chicago	98 76
									344	A Delaware St.	90 71
LAST 12 Division I GAMES:											
34	H Green Bay	76 72	266	H Northern Ky.	57 49						
171	H Milwaukee	77 63	171	A Milwaukee	69 81						
266	A Northern Ky.	55 53	34	A Green Bay	55 60						
142	A Wright St.	69 77	160	A Oakland	80 71						
195	H Cleveland St.	66 54	326	H Ill.-Chicago	98 76						
315	H Youngstown St.	80 63	319	H Valparaiso	85 60						

Non-Div I Games:

Detroit

Average RPI Win: <b>180</b>	WON-LOST	WINNING	LAST 10	STRENGTH OF	OPP. STRENGTH	TEAM	ADJ.	CONF.	ADJ CONF.
Average RPI Loss: <b>38</b>	RECORD	PCT. RANK	GAMES	SCHEDULE	OF SCHEDULE	RPI	RPI	RPI	RPI
DIV. I ONLY	17- 4	18	10- 0	96	107	32	32	16	16
DIV. I NON-CONF.	6- 4	126	1- 0	13	17	21	21	14	14
TOTALS	RPI 1-25	RPI 26-50	W-L RECORDS	RPI 51-100	RPI 101-150	RPI 150+			
17- 4	0- 2	0- 1	OVERALL	3- 1	3- 0	11- 0			
7- 0	0- 0	0- 0	HOME	2- 0	1- 0	4- 0			
9- 3	0- 1	0- 1	AWAY	1- 1	1- 0	7- 0			
1- 1	0- 1	0- 0	NEUTRAL	0- 0	1- 0	0- 0			
6- 4	0- 2	0- 1	NON-CONFERENCE	2- 1	3- 0	1- 0			
3- 0	0- 0	0- 0	HOME	2- 0	1- 0	0- 0			
2- 3	0- 1	0- 1	AWAY	0- 1	1- 0	1- 0			
1- 1	0- 1	0- 0	NEUTRAL	0- 0	1- 0	0- 0			
11- 0	0- 0	0- 0	CONFERENCE	1- 0	0- 0	10- 0			
4- 0	0- 0	0- 0	HOME	0- 0	0- 0	4- 0			
7- 0	0- 0	0- 0	AWAY	1- 0	0- 0	6- 0			
0- 0	0- 0	0- 0	NEUTRAL	0- 0	0- 0	0- 0			

RPI 1-25				RPI 26-50				Team's RPI: 32	RPI 51-100				RPI 101+			
RPI	S	Opponent	Score	RPI	S	Opponent	Score		RPI	S	Opponent	Score	RPI	S	Opponent	Score
22	A	Creighton	77 80	34	A	Green Bay	48 71		51	H	Iowa	81 76	103	H	Wyoming	63 50
25	N	Auburn	80 85						57	A	UNI	88 79	139	A	North Dakota	99 91
									71	A	Iowa St.	67 75	143	N	Eastern Wash.	93 78
									77	H	Northern Ill.	95 86	152	A	Missouri St.	90 64
													179	A	Nebraska	84 70
													185	A	Southern Ill.	71 60
													185	H	Southern Ill.	75 59
													192	A	Wichita St.	83 78
													200	H	Indiana St.	76 62
													226	A	Bradley	93 60
													270	A	Evansville	73 48
													270	H	Evansville	82 65
													316	H	Loyola Chicago	89 46
													318	A	Illinois St.	87 36
LAST 12 Division I GAMES:																
270	A	Evansville	73 48	226	A	Bradley	93 60									
185	A	Southern Ill.	71 60	185	H	Southern Ill.	75 59									
57	A	UNI	88 79	270	H	Evansville	82 65									
200	H	Indiana St.	76 62	152	A	Missouri St.	90 64									
316	H	Loyola Chicago	89 46	192	A	Wichita St.	83 78									
318	A	Illinois St.	87 36	143	N	Eastern Wash.	93 78									

Non-Div I Games: Clarke 118 43

Drake

■ Loss, 
 ■ Non-Conf, 
 ■ S Site, 
 ■ Home 
 ■ A Away 
 N Neutral

Average RPI Win:	179	WON-LOST	WINNING	LAST 10	STRENGTH OF	OPP. STRENGTH	TEAM	ADJ.	CONF.	ADJ CONF.
Average RPI Loss:	73	RECORD	PCT. RANK	GAMES	SCHEDULE	OF SCHEDULE	RPI	RPI	RPI	RPI
DIV. I ONLY	16- 6	54	6- 4	195	75	73	73	8	8	
DIV. I NON-CONF.	9- 2	37	1- 0	239	109	69	69	8	8	
TOTALS	RPI 1-25	RPI 26-50	W-L RECORDS	RPI 51-100	RPI 101-150	RPI 150+				
16- 6	0- 0	1- 3	OVERALL	2- 1	2- 1	11- 1				
9- 1	0- 0	1- 1	HOME	1- 0	1- 0	6- 0				
5- 5	0- 0	0- 2	AWAY	1- 1	1- 1	3- 1				
2- 0	0- 0	0- 0	NEUTRAL	0- 0	0- 0	2- 0				
9- 2	0- 0	1- 0	NON-CONFERENCE	2- 1	1- 1	5- 0				
5- 0	0- 0	1- 0	HOME	1- 0	1- 0	2- 0				
2- 2	0- 0	0- 0	AWAY	1- 1	0- 1	1- 0				
2- 0	0- 0	0- 0	NEUTRAL	0- 0	0- 0	2- 0				
7- 4	0- 0	0- 3	CONFERENCE	0- 0	1- 0	6- 1				
4- 1	0- 0	0- 1	HOME	0- 0	0- 0	4- 0				
3- 3	0- 0	0- 2	AWAY	0- 0	1- 0	2- 1				
0- 0	0- 0	0- 0	NEUTRAL	0- 0	0- 0	0- 0				

RPI 1-25				RPI 26-50				RPI 51-100				Team's RPI: 73	RPI 101+			
RPI	S	Opponent	Score	RPI	S	Opponent	Score	RPI	S	Opponent	Score		RPI	S	Opponent	Score
				26	A	Elon	65 75	59	A	Bucknell	66 78		107	A	Vanderbilt	63 73
				26	H	Elon	45 48	83	H	Penn St.	83 60		111	H	Saint Joseph's	60 49
				33	H	Syracuse	62 61	92	A	Cornell	63 53		112	A	Delaware	54 44
				41	A	James Madison	47 54						155	N	George Mason	82 71
													162	H	Towson	58 48
													178	A	Col. of Charleston	75 79
													178	H	Col. of Charleston	70 57
													181	H	Hofstra	65 43
													182	A	Northeastern	63 33
													182	H	Northeastern	74 51
													216	H	Niagara	69 57
													220	A	UNCW	71 38
													295	N	Massachusetts	65 47
													322	A	Lafayette	81 39
													344	H	Delaware St.	69 44
LAST 12 Division I GAMES:																
				112	A	Delaware	54 44	26	A	Elon	65 75					
				178	A	Col. of Charleston	75 79	220	A	UNCW	71 38					
				182	H	Northeastern	74 51	182	A	Northeastern	63 33					
				41	A	James Madison	47 54	26	H	Elon	45 48					
				181	H	Hofstra	65 43	162	H	Towson	58 48					
				178	H	Col. of Charleston	70 57	295	N	Massachusetts	65 47					

Non-Div I Games:

Drexel

■ Loss, 
 ■ Non-Conf, 
 ■ S Site, 
 ■ Home 
 ■ A Away 
 N Neutral

Average RPI Win: <b>119</b>	WON-LOST	WINNING	LAST 10	STRENGTH OF	OPP. STRENGTH	TEAM	ADJ.	CONF.	ADJ CONF.
Average RPI Loss: <b>38</b>	RECORD	PCT. RANK	GAMES	SCHEDULE	OF SCHEDULE	RPI	RPI	RPI	RPI
DIV. I ONLY	20- 4	13	7- 3	32	13	11	11	3	3
DIV. I NON-CONF.	12- 1	7	1- 0	107	34	11	11	4	4
TOTALS	RPI 1-25	RPI 26-50	W-L RECORDS	RPI 51-100	RPI 101-150	RPI 150+			
20- 4	3- 2	3- 1	OVERALL	5- 0	3- 1	6- 0			
13- 0	3- 0	2- 0	HOME	3- 0	3- 0	2- 0			
7- 4	0- 2	1- 1	AWAY	2- 0	0- 1	4- 0			
0- 0	0- 0	0- 0	NEUTRAL	0- 0	0- 0	0- 0			
12- 1	2- 0	1- 0	NON-CONFERENCE	2- 0	2- 1	5- 0			
8- 0	2- 0	1- 0	HOME	1- 0	2- 0	2- 0			
4- 1	0- 0	0- 0	AWAY	1- 0	0- 1	3- 0			
0- 0	0- 0	0- 0	NEUTRAL	0- 0	0- 0	0- 0			
8- 3	1- 2	2- 1	CONFERENCE	3- 0	1- 0	1- 0			
5- 0	1- 0	1- 0	HOME	2- 0	1- 0	0- 0			
3- 3	0- 2	1- 1	AWAY	1- 0	0- 0	1- 0			
0- 0	0- 0	0- 0	NEUTRAL	0- 0	0- 0	0- 0			

RPI	S	Opponent	Score	RPI	S	Opponent	Score	RPI	S	Opponent	Score	RPI	S	Opponent	Score
2	A	Notre Dame	58 <b>62</b>	26	H	Elon	68 61	58	H	Wake Forest	71 43	107	A	Vanderbilt	73 <b>77</b>
3	H	South Carolina	74 63	36	A	North Carolina St.	52 <b>55</b>	68	H	Villanova	68 50	114	H	Clemson	65 37
7	A	Florida St.	45 <b>69</b>	42	A	Georgia Tech	75 68	70	A	Virginia	70 51	118	H	Penn	68 55
13	H	Louisville	58 55	44	H	Virginia Tech	84 59	86	H	North Carolina	70 58	132	H	Old Dominion	92 64
16	H	Kentucky	69 54					100	A	Long Beach St.	83 46	177	A	Boston College	67 44
												189	A	Rutgers	68 32
												222	H	Grand Canyon	90 47
												267	A	Liberty	98 38
												308	A	Pepperdine	99 65
												335	H	Longwood	105 48
LAST 12 Division I GAMES:															
70	A	Virginia	70 51	36	A	North Carolina St.	52 <b>55</b>								
114	H	Clemson	65 37	86	H	North Carolina	70 58								
58	H	Wake Forest	71 43	7	A	Florida St.	45 <b>69</b>								
2	A	Notre Dame	58 <b>62</b>	42	A	Georgia Tech	75 68								
177	A	Boston College	67 44	13	H	Louisville	58 55								
44	H	Virginia Tech	84 59	16	H	Kentucky	69 54								

Non-Div I Games:

Duke

■ Loss, 
 ■ Non-Conf, S Site, 
 ■ Home 
 ■ Away 
 N Neutral



Average RPI Win:	192	WON-LOST	WINNING	LAST 10	STRENGTH OF	OPP. STRENGTH	TEAM	ADJ.	CONF.	ADJ CONF.
Average RPI Loss:	95	RECORD	PCT. RANK	GAMES	SCHEDULE	OF SCHEDULE	RPI	RPI	RPI	RPI
DIV. I ONLY	13- 12	167	3- 3	70	127	108	108	12	12	
DIV. I NON-CONF.	7- 6	157	0- 1	45	135	88	88	12	12	
TOTALS	RPI 1-25	RPI 26-50	W-L RECORDS	RPI 51-100	RPI 101-150	RPI 150+				
13- 12	0- 1	0- 3	OVERALL	2- 4	3- 2	8- 2				
7- 5	0- 1	0- 0	HOME	0- 4	2- 0	5- 0				
5- 7	0- 0	0- 3	AWAY	2- 0	1- 2	2- 2				
1- 0	0- 0	0- 0	NEUTRAL	0- 0	0- 0	1- 0				
7- 6	0- 1	0- 3	NON-CONFERENCE	1- 2	2- 0	4- 0				
3- 3	0- 1	0- 0	HOME	0- 2	1- 0	2- 0				
3- 3	0- 0	0- 3	AWAY	1- 0	1- 0	1- 0				
1- 0	0- 0	0- 0	NEUTRAL	0- 0	0- 0	1- 0				
6- 6	0- 0	0- 0	CONFERENCE	1- 2	1- 2	4- 2				
4- 2	0- 0	0- 0	HOME	0- 2	1- 0	3- 0				
2- 4	0- 0	0- 0	AWAY	1- 0	0- 2	1- 2				
0- 0	0- 0	0- 0	NEUTRAL	0- 0	0- 0	0- 0				

RPI	S	Opponent	Score	RPI	S	Opponent	Score	RPI	S	Opponent	Score	RPI	S	Opponent	Score	Team's RPI: 108
17	H	Maryland	57 77	31	A	Ohio St.	69 89	52	A	George Washington	73 63	111	A	Saint Joseph's	58 60	
				40	A	California	66 86	52	H	George Washington	40 75	115	A	Fordham	51 64	
				45	A	Ohio	46 64	62	H	Dayton	64 75	119	H	Saint Louis	94 65	
								67	A	St. John's (NY)	71 65	137	H	Pittsburgh	63 54	
								69	H	Buffalo	69 71	147	A	Iona	61 58	
								89	H	Charlotte	63 77	155	H	George Mason	76 57	
												169	A	La Salle	76 68	
												209	A	Akron	67 57	
												217	A	St. Bonaventure	56 69	
												241	H	Richmond	73 61	
												281	H	Davidson	73 51	
												286	N	Western Caro.	65 50	
												295	A	Massachusetts	67 75	
												310	H	Lehigh	63 49	
												322	H	Lafayette	67 52	
LAST 12 Division I GAMES:																
40	A	California	66 86	119	H	Saint Louis	94 65	295	A	Massachusetts	67 75	62	H	Dayton	64 75	
155	H	George Mason	76 57	281	H	Davidson	73 51	169	A	La Salle	76 68	52	H	George Washington	40 75	
111	A	Saint Joseph's	58 60													
52	A	George Washington	73 63													
241	H	Richmond	73 61													
217	A	St. Bonaventure	56 69													

Non-Div I Games:

Duquesne

■ Loss, 
 ■ Non-Conf, 
 ■ S Site, 
 ■ H Home 
 ■ A Away 
 N Neutral

Average RPI Win: <b>248</b>	WON-LOST	WINNING	LAST 10	STRENGTH OF	OPP. STRENGTH	TEAM	ADJ.	CONF.	ADJ CONF.
Average RPI Loss: <b>128</b>	RECORD	PCT. RANK	GAMES	SCHEDULE	OF SCHEDULE	RPI	RPI	RPI	RPI
DIV. I ONLY	<b>14- 10</b>	<b>130</b>	<b>7- 3</b>	<b>258</b>	<b>167</b>	<b>187</b>	<b>187</b>	<b>19</b>	<b>19</b>
DIV. I NON-CONF.	<b>8- 7</b>	<b>164</b>	<b>2- 1</b>	<b>303</b>	<b>127</b>	<b>223</b>	<b>223</b>	<b>21</b>	<b>21</b>
TOTALS	RPI 1-25	RPI 26-50	W-L RECORDS	RPI 51-100	RPI 101-150	RPI 150+			
14- 10	0- 1	0- 1	OVERALL	0- 1	1- 4	13- 3			
7- 5	0- 1	0- 1	HOME	0- 0	1- 2	6- 1			
6- 4	0- 0	0- 0	AWAY	0- 1	0- 1	6- 2			
1- 1	0- 0	0- 0	NEUTRAL	0- 0	0- 1	1- 0			
8- 7	0- 1	0- 1	NON-CONFERENCE	0- 0	1- 2	7- 3			
4- 4	0- 1	0- 1	HOME	0- 0	1- 1	3- 1			
3- 2	0- 0	0- 0	AWAY	0- 0	0- 0	3- 2			
1- 1	0- 0	0- 0	NEUTRAL	0- 0	0- 1	1- 0			
6- 3	0- 0	0- 0	CONFERENCE	0- 1	0- 2	6- 0			
3- 1	0- 0	0- 0	HOME	0- 0	0- 1	3- 0			
3- 2	0- 0	0- 0	AWAY	0- 1	0- 1	3- 0			
0- 0	0- 0	0- 0	NEUTRAL	0- 0	0- 0	0- 0			

RPI 1-25				RPI 26-50				RPI 51-100				RPI 101+ Team's RPI: 187			
RPI	S	Opponent	Score	RPI	S	Opponent	Score	RPI	S	Opponent	Score	RPI	S	Opponent	Score
14	H	Tennessee	58 <b>83</b>	26	H	Elon	51 <b>79</b>	95	A	Chattanooga	45 <b>60</b>	102	A	Mercer	55 <b>72</b>
												102	H	Mercer	56 <b>71</b>
												107	H	Vanderbilt	72 <b>80</b>
												132	H	Old Dominion	70 60
												136	N	Maine	48 <b>61</b>
												186	H	Appalachian St.	68 <b>71</b>
												223	A	Campbell	56 55
												227	A	Samford	69 57
												227	H	Samford	61 56
												233	A	Butler	68 59
												237	A	Wofford	77 69
												244	H	Murray St.	79 60
												246	A	Austin Peay	74 <b>77</b>
												252	H	UNCG	60 52
												255	A	Furman	74 64
												266	A	Northern Ky.	56 <b>62</b>
												269	N	Coppin St.	70 58
												279	A	Tennessee Tech	82 76
												281	H	Davidson	76 56
												286	H	Western Caro.	76 57
												323	H	Winthrop	62 45
LAST 12 Division I GAMES:															
102	H	Mercer	56 <b>71</b>	95	A	Chattanooga	45 <b>60</b>	227	A	Samford	69 57				
227	H	Samford	61 56					102	A	Mercer	55 <b>72</b>				
237	A	Wofford	77 69					132	H	Old Dominion	70 60				
255	A	Furman	74 64					269	N	Coppin St.	70 58				
286	H	Western Caro.	76 57					136	N	Maine	48 <b>61</b>				
252	H	UNCG	60 52												

Non-Div I Games:

ETSU

■ Loss, 
 ■ Non-Conf, 
 ■ S Site, 
 ■ H Home 
 ■ A Away 
 N Neutral

Average RPI Win:	<b>199</b>	WON-LOST	WINNING	LAST 10	STRENGTH OF	OPP. STRENGTH	TEAM	ADJ.	CONF.	ADJ CONF.
Average RPI Loss:	<b>76</b>	RECORD	PCT. RANK	GAMES	SCHEDULE	OF SCHEDULE	RPI	RPI	RPI	RPI
DIV. I ONLY	<b>9- 13</b>	<b>222</b>	<b>1- 9</b>	<b>36</b>	<b>94</b>	<b>133</b>	<b>133</b>	<b>5</b>	<b>5</b>	
DIV. I NON-CONF.	<b>8- 4</b>	<b>97</b>	<b>1- 1</b>	<b>102</b>	<b>277</b>	<b>92</b>	<b>92</b>	<b>5</b>	<b>5</b>	
TOTALS	RPI 1-25	RPI 26-50	W-L RECORDS	RPI 51-100	RPI 101-150	RPI 150+				
9- 13	0- 4	0- 2	OVERALL	0- 2	3- 3	6- 2				
6- 5	0- 2	0- 1	HOME	0- 0	2- 1	4- 1				
1- 7	0- 2	0- 1	AWAY	0- 1	0- 2	1- 1				
2- 1	0- 0	0- 0	NEUTRAL	0- 1	1- 0	1- 0				
8- 4	0- 1	0- 0	NON-CONFERENCE	0- 2	2- 1	6- 0				
5- 1	0- 1	0- 0	HOME	0- 0	1- 0	4- 0				
1- 2	0- 0	0- 0	AWAY	0- 1	0- 1	1- 0				
2- 1	0- 0	0- 0	NEUTRAL	0- 1	1- 0	1- 0				
1- 9	0- 3	0- 2	CONFERENCE	0- 0	1- 2	0- 2				
1- 4	0- 1	0- 1	HOME	0- 0	1- 1	0- 1				
0- 5	0- 2	0- 1	AWAY	0- 0	0- 1	0- 1				
0- 0	0- 0	0- 0	NEUTRAL	0- 0	0- 0	0- 0				

RPI 1-25				RPI 26-50				RPI 51-100				RPI 101+ Team's RPI: 133			
RPI	S	Opponent	Score	RPI	S	Opponent	Score	RPI	S	Opponent	Score	RPI	S	Opponent	Score
1	A	UConn	45 <b>90</b>	27	A	South Fla.	48 <b>79</b>	63	N	West Virginia	47 <b>79</b>	101	H	SMU	58 57
1	H	UConn	44 <b>91</b>	39	H	Tulane	45 <b>61</b>	89	A	Charlotte	64 <b>79</b>	129	A	Tulsa	92 <b>100</b>
23	A	Temple	47 <b>78</b>									130	N	Ball St.	82 69
25	H	Auburn	52 <b>61</b>									134	A	William & Mary	72 <b>82</b>
												140	H	UCF	42 <b>54</b>
												146	H	Detroit	83 81
												157	A	Cincinnati	64 <b>74</b>
												163	H	Houston	62 <b>73</b>
												220	H	UNCW	75 65
												231	N	Marist	70 68
												235	H	Southern U.	62 55
												241	A	Richmond	71 60
												243	H	Presbyterian	54 46
												248	H	UMES	66 58
LAST 12 Division I GAMES:															
163	H	Houston	62 <b>73</b>	23	A	Temple	47 <b>78</b>								
129	A	Tulsa	92 <b>100</b>	101	H	SMU	58 57								
1	H	UConn	44 <b>91</b>	1	A	UConn	45 <b>90</b>								
157	A	Cincinnati	64 <b>74</b>	39	H	Tulane	45 <b>61</b>								
140	H	UCF	42 <b>54</b>	134	A	William & Mary	72 <b>82</b>								
27	A	South Fla.	48 <b>79</b>	235	H	Southern U.	62 55								

Non-Div I Games: Greensboro 107 40

East Carolina

■ Loss, 
 ■ Non-Conf, 
 ■ S Site, 
 ■ Home 
 ■ A Away 
 N Neutral

Average RPI Win:	283	WON-LOST	WINNING	LAST 10	STRENGTH OF	OPP. STRENGTH	TEAM	ADJ.	CONF.	ADJ CONF.
Average RPI Loss:	205	RECORD	PCT. RANK	GAMES	SCHEDULE	OF SCHEDULE	RPI	RPI	RPI	RPI
DIV. I ONLY	6- 15	283	4- 6	234	336	299	299	26	26	
DIV. I NON-CONF.	2- 8	288	0- 1	210	346	296	296	26	26	
TOTALS	RPI 1-25	RPI 26-50	W-L RECORDS	RPI 51-100	RPI 101-150	RPI 150+				
6- 15	0- 0	0- 0	OVERALL	0- 2	0- 2	6- 11				
3- 6	0- 0	0- 0	HOME	0- 1	0- 1	3- 4				
3- 9	0- 0	0- 0	AWAY	0- 1	0- 1	3- 7				
0- 0	0- 0	0- 0	NEUTRAL	0- 0	0- 0	0- 0				
2- 8	0- 0	0- 0	NON-CONFERENCE	0- 1	0- 2	2- 5				
0- 3	0- 0	0- 0	HOME	0- 0	0- 1	0- 2				
2- 5	0- 0	0- 0	AWAY	0- 1	0- 1	2- 3				
0- 0	0- 0	0- 0	NEUTRAL	0- 0	0- 0	0- 0				
4- 7	0- 0	0- 0	CONFERENCE	0- 1	0- 0	4- 6				
3- 3	0- 0	0- 0	HOME	0- 1	0- 0	3- 2				
1- 4	0- 0	0- 0	AWAY	0- 0	0- 0	1- 4				
0- 0	0- 0	0- 0	NEUTRAL	0- 0	0- 0	0- 0				

RPI S	Opponent	Score	RPI S	Opponent	Score	RPI S	Opponent	Score	RPI S	Opponent	Score	Team's RPI: 299
						79	H Belmont	58 77	135	A Stetson	55 72	
						90	A Western Ill.	62 83	142	H Wright St.	61 71	
									157	A Cincinnati	64 78	
									188	A Morehead St.	62 66	
									195	H Cleveland St.	56 66	
									200	H Indiana St.	61 88	
									208	H SIUE	59 75	
									236	A Tennessee St.	58 69	
									244	A Murray St.	74 92	
									246	H Austin Peay	59 69	
									259	H UT Martin	80 70	
									263	H Jacksonville St.	71 67	
									270	A Evansville	73 63	
									279	H Tennessee Tech	54 46	
									284	A Southeast Mo. St.	71 62	
									313	A Eastern Ky.	85 88	
									318	A Illinois St.	49 60	
									319	A Valparaiso	68 73	
									341	A Florida A&M	66 50	
LAST 12 Division I GAMES:												
279	H	Tennessee Tech	54	46	244	A	Murray St.	74	92			
236	A	Tennessee St.	58	69	313	A	Eastern Ky.	85	88			
208	H	SIUE	59	75	188	A	Morehead St.	62	66			
284	A	Southeast Mo. St.	71	62	263	H	Jacksonville St.	71	67			
259	H	UT Martin	80	70	79	H	Belmont	58	77			
246	H	Austin Peay	59	69	157	A	Cincinnati	64	78			

Non-Div I Games: Ill.-Springfield 74 60 Millikin 97 54

Eastern Ill.

Loss, Non-Conf, S Site, H Home A Away N Neutral

Average RPI Win:	268	WON-LOST	WINNING	LAST 10	STRENGTH OF	OPP. STRENGTH	TEAM	ADJ.	CONF.	ADJ CONF.
Average RPI Loss:	198	RECORD	PCT. RANK	GAMES	SCHEDULE	OF SCHEDULE	RPI	RPI	RPI	RPI
DIV. I ONLY	7- 15	271	5- 5	289	295	313	313	26	26	
DIV. I NON-CONF.	2- 10	305	0- 2	308	291	341	341	26	26	
TOTALS	RPI 1-25	RPI 26-50	W-L RECORDS	RPI 51-100	RPI 101-150	RPI 150+				
7- 15	0- 0	0- 0	OVERALL	0- 2	0- 3	7- 10				
5- 4	0- 0	0- 0	HOME	0- 1	0- 0	5- 3				
1- 8	0- 0	0- 0	AWAY	0- 1	0- 3	1- 4				
1- 3	0- 0	0- 0	NEUTRAL	0- 0	0- 0	1- 3				
2- 10	0- 0	0- 0	NON-CONFERENCE	0- 1	0- 3	2- 6				
1- 3	0- 0	0- 0	HOME	0- 1	0- 0	1- 2				
0- 4	0- 0	0- 0	AWAY	0- 0	0- 3	0- 1				
1- 3	0- 0	0- 0	NEUTRAL	0- 0	0- 0	1- 3				
5- 5	0- 0	0- 0	CONFERENCE	0- 1	0- 0	5- 4				
4- 1	0- 0	0- 0	HOME	0- 0	0- 0	4- 1				
1- 4	0- 0	0- 0	AWAY	0- 1	0- 0	1- 3				
0- 0	0- 0	0- 0	NEUTRAL	0- 0	0- 0	0- 0				

RPI S	Opponent	Score	RPI S	Opponent	Score	RPI S	Opponent	Score	RPI S	Opponent	Score	Team's RPI: 313
						79	A Belmont	58 74	106	A Kent St.	67 80	
						81	H Western Ky.	63 90	119	A Saint Louis	51 78	
									142	A Wright St.	73 85	
									164	N Western Mich.	59 74	
									188	A Morehead St.	54 80	
									208	H SIUE	75 63	
									209	H Akron	57 63	
									218	N Miami (OH)	54 65	
									236	H Tennessee St.	66 62	
									246	H Austin Peay	80 71	
									252	A UNCG	66 81	
									256	H Bowling Green	57 55	
									259	A UT Martin	56 66	
									263	H Jacksonville St.	49 54	
									279	A Tennessee Tech	51 53	
									284	A Southeast Mo. St.	74 63	
									286	H Western Caro.	61 72	
									299	H Eastern Ill.	88 85	
									324	N Fort Wayne	59 68	
									348	N Morgan St.	66 58	
LAST 12 Division I GAMES:												
259	A	UT Martin	56	66	79	A	Belmont	58	74			
246	H	Austin Peay	80	71	299	H	Eastern Ill.	88	85			
279	A	Tennessee Tech	51	53	208	H	SIUE	75	63			
263	H	Jacksonville St.	49	54	284	A	Southeast Mo. St.	74	63			
188	A	Morehead St.	54	80	252	A	UNCG	66	81			
236	H	Tennessee St.	66	62	324	N	Fort Wayne	59	68			

Non-Div I Games: Ohio Valley 88 30

Eastern Ky.

■ Loss, 
 ■ Non-Conf, 
 ■ S Site, 
 ■ H Home 
 ■ A Away 
 N Neutral

Average RPI Win:	281	WON-LOST	WINNING	LAST 10	STRENGTH OF	OPP. STRENGTH	TEAM	ADJ.	CONF.	ADJ CONF.
Average RPI Loss:	124	RECORD	PCT. RANK	GAMES	SCHEDULE	OF SCHEDULE	RPI	RPI	RPI	RPI
DIV. I ONLY	5- 16	302	1- 9	126	196	264	264	10	10	
DIV. I NON-CONF.	4- 7	224	1- 1	177	275	232	232	11	11	
TOTALS	RPI 1-25	RPI 26-50	W-L RECORDS	RPI 51-100	RPI 101-150	RPI 150+				
5- 16	0- 0	0- 2	OVERALL	0- 5	0- 4	5- 5				
3- 6	0- 0	0- 0	HOME	0- 2	0- 2	3- 2				
1- 8	0- 0	0- 1	AWAY	0- 3	0- 1	1- 3				
1- 2	0- 0	0- 1	NEUTRAL	0- 0	0- 1	1- 0				
4- 7	0- 0	0- 1	NON-CONFERENCE	0- 2	0- 2	4- 2				
2- 2	0- 0	0- 0	HOME	0- 0	0- 1	2- 1				
1- 3	0- 0	0- 0	AWAY	0- 2	0- 0	1- 1				
1- 2	0- 0	0- 1	NEUTRAL	0- 0	0- 1	1- 0				
1- 9	0- 0	0- 1	CONFERENCE	0- 3	0- 2	1- 3				
1- 4	0- 0	0- 0	HOME	0- 2	0- 1	1- 1				
0- 5	0- 0	0- 1	AWAY	0- 1	0- 1	0- 2				
0- 0	0- 0	0- 0	NEUTRAL	0- 0	0- 0	0- 0				

RPI 1-25				RPI 26-50				RPI 51-100				RPI 101+				Team's RPI: 264	
RPI	S	Opponent	Score	RPI	S	Opponent	Score	RPI	S	Opponent	Score	RPI	S	Opponent	Score		
				39	N	Tulane	50 62	58	A	Wake Forest	61 89	106	H	Kent St.	67 86		
				45	A	Ohio	51 68										
								77	A	Northern Ill.	73 85	109	N	Northern Colo.	57 58		
								82	H	Central Mich.	63 104	130	A	Ball St.	49 78		
								87	H	Toledo	49 66	146	H	Detroit	64 77		
								95	A	Purdue	50 77	164	H	Western Mich.	67 76		
												188	A	Morehead St.	73 78		
												209	A	Akron	62 80		
												217	H	St. Bonaventure	75 56		
												218	A	Miami (OH)	61 72		
												224	H	Monmouth	68 75		
												256	H	Bowling Green	81 74		
												282	N	Georgia St.	69 59		
												314	H	Air Force	65 44		
												336	A	Incarname Word	66 47		
LAST 12 Division I GAMES:																	
				82	H	Central Mich.	63 104	218	A	Miami (OH)	61 72						
				209	A	Akron	62 80	106	H	Kent St.	67 86						
				256	H	Bowling Green	81 74	87	H	Toledo	49 66						
				45	A	Ohio	51 68	77	A	Northern Ill.	73 85						
				130	A	Ball St.	49 78	314	H	Air Force	65 44						
				164	H	Western Mich.	67 76	95	A	Purdue	50 77						

Non-Div I Games: Ferris St. 68 50

Eastern Mich.

■ Loss, 
■ Non-Conf, 
■ S Site, 
■ H Home 
■ A Away 
N Neutral

Average RPI Win:	262	WON-LOST	WINNING	LAST 10	STRENGTH OF	OPP. STRENGTH	TEAM	ADJ.	CONF.	ADJ CONF.
Average RPI Loss:	77	RECORD	PCT. RANK	GAMES	SCHEDULE	OF SCHEDULE	RPI	RPI	RPI	RPI
DIV. I ONLY	12- 9	132	7- 3	199	186	143	143	18	18	
DIV. I NON-CONF.	4- 6	209	0- 1	52	141	122	122	18	18	
TOTALS	RPI 1-25	RPI 26-50	W-L RECORDS	RPI 51-100	RPI 101-150	RPI 150+				
12- 9	0- 1	0- 3	OVERALL	0- 4	1- 0	11- 1				
5- 2	0- 0	0- 0	HOME	0- 2	1- 0	4- 0				
6- 5	0- 1	0- 1	AWAY	0- 2	0- 0	6- 1				
1- 2	0- 0	0- 2	NEUTRAL	0- 0	0- 0	1- 0				
4- 6	0- 1	0- 3	NON-CONFERENCE	0- 2	0- 0	4- 0				
1- 1	0- 0	0- 0	HOME	0- 1	0- 0	1- 0				
2- 3	0- 1	0- 1	AWAY	0- 1	0- 0	2- 0				
1- 2	0- 0	0- 2	NEUTRAL	0- 0	0- 0	1- 0				
8- 3	0- 0	0- 0	CONFERENCE	0- 2	1- 0	7- 1				
4- 1	0- 0	0- 0	HOME	0- 1	1- 0	3- 0				
4- 2	0- 0	0- 0	AWAY	0- 1	0- 0	4- 1				
0- 0	0- 0	0- 0	NEUTRAL	0- 0	0- 0	0- 0				

RPI 1-25				RPI 26-50				RPI 51-100				RPI 101+ Team's RPI: 143			
RPI	S	Opponent	Score	RPI	S	Opponent	Score	RPI	S	Opponent	Score	RPI	S	Opponent	Score
8	A	Washington	52 100	26	N	Elon	55 76	65	A	Montana St.	83 88	141	H	Idaho	67 57
				32	N	Drake	78 93	65	H	Montana St.	61 72	190	H	Idaho St.	58 41
				39	A	Tulane	51 63	78	H	Gonzaga	54 73	197	A	CSUN	71 57
								85	A	Boise St.	64 67	228	H	Weber St.	99 85
												253	A	Portland St.	68 62
												255	N	Furman	68 56
												273	A	Southern Utah	67 66
												278	A	Sacramento St.	72 65
												296	A	Northern Ariz.	47 56
												328	A	Montana	60 46
												328	H	Montana	64 57
												331	A	Utah Valley	83 50
												339	H	Cal St. Fullerton	84 67
LAST 12 Division I GAMES:															
253	A	Portland St.	68 62	228	H	Weber St.	99 85								
278	A	Sacramento St.	72 65	190	H	Idaho St.	58 41								
65	H	Montana St.	61 72	328	A	Montana	60 46								
328	H	Montana	64 57	65	A	Montana St.	83 88								
273	A	Southern Utah	67 66	141	H	Idaho	67 57								
296	A	Northern Ariz.	47 56	32	N	Drake	78 93								

Non-Div I Games: Multnomah 88 30

Eastern Wash.

■ Loss, 
■ Non-Conf, 
■ S Site, 
■ H Home 
■ A Away 
N Neutral

Average RPI Win:	156	WON-LOST	WINNING	LAST 10	STRENGTH OF	OPP. STRENGTH	TEAM	ADJ.	CONF.	ADJ CONF.
Average RPI Loss:	46	RECORD	PCT. RANK	GAMES	SCHEDULE	OF SCHEDULE	RPI	RPI	RPI	RPI
DIV. I ONLY	17- 5	27	3- 0	55	93	26	26	8	8	
DIV. I NON-CONF.	7- 4	114	2- 0	34	78	42	42	8	8	
TOTALS	RPI 1-25	RPI 26-50	W-L RECORDS	RPI 51-100	RPI 101-150	RPI 150+				
17- 5	0- 1	0- 2	OVERALL	4- 2	3- 0	10- 0				
6- 2	0- 0	0- 1	HOME	2- 1	1- 0	3- 0				
9- 3	0- 1	0- 1	AWAY	2- 1	1- 0	6- 0				
2- 0	0- 0	0- 0	NEUTRAL	0- 0	1- 0	1- 0				
7- 4	0- 1	0- 1	NON-CONFERENCE	2- 2	1- 0	4- 0				
2- 1	0- 0	0- 0	HOME	1- 1	0- 0	1- 0				
3- 3	0- 1	0- 1	AWAY	1- 1	0- 0	2- 0				
2- 0	0- 0	0- 0	NEUTRAL	0- 0	1- 0	1- 0				
10- 1	0- 0	0- 1	CONFERENCE	2- 0	2- 0	6- 0				
4- 1	0- 0	0- 1	HOME	1- 0	1- 0	2- 0				
6- 0	0- 0	0- 0	AWAY	1- 0	1- 0	4- 0				
0- 0	0- 0	0- 0	NEUTRAL	0- 0	0- 0	0- 0				

RPI 1-25				RPI 26-50				Team's RPI: 26				RPI 51-100				RPI 101+			
RPI	S	Opponent	Score	RPI	S	Opponent	Score	RPI	S	Opponent	Score	RPI	S	Opponent	Score	RPI	S	Opponent	Score
11	A	Duke	61 68	34	A	Green Bay	56 71	58	H	Wake Forest	68 78	112	H	Delaware	69 42				
				41	H	James Madison	70 76	59	H	Bucknell	64 58	134	A	William & Mary	60 58				
								73	A	Drexel	48 45	143	N	Eastern Wash.	76 55				
								73	H	Drexel	75 65	162	H	Towson	83 55				
								82	A	Central Mich.	71 57	178	A	Col. of Charleston	84 56				
								86	A	North Carolina	73 78	178	H	Col. of Charleston	70 57				
												181	A	Hofstra	64 53				
												182	A	Northeastern	76 65				
												187	A	ETSU	79 51				
												189	H	Rutgers	66 54				
												209	N	Akron	65 62				
												220	A	UNCW	66 56				
												282	A	Georgia St.	84 67				
LAST 12 Division I GAMES:																			
				82	A	Central Mich.	71 57	134	A	William & Mary	60 58								
				143	N	Eastern Wash.	76 55	41	H	James Madison	70 76								
				220	A	UNCW	66 56	73	H	Drexel	75 65								
				162	H	Towson	83 55	178	A	Col. of Charleston	84 56								
				181	A	Hofstra	64 53	112	H	Delaware	69 42								
				182	A	Northeastern	76 65	73	A	Drexel	48 45								

Non-Div I Games: King (TN) 93 47

Elon

■ Loss, 
 ■ Non-Conf, 
 ■ S Site, 
 ■ Home 
 ■ A Away 
 N Neutral



Average RPI Win: <b>266</b>	WON-LOST	WINNING	LAST 10	STRENGTH OF	OPP. STRENGTH	TEAM	ADJ.	CONF.	ADJ CONF.
Average RPI Loss: <b>146</b>	RECORD	PCT. RANK	GAMES	SCHEDULE	OF SCHEDULE	RPI	RPI	RPI	RPI
DIV. I ONLY	7- 14	257	2- 8	206	223	270	270	16	16
DIV. I NON-CONF.	4- 6	209	1- 0	267	305	260	260	14	14
TOTALS	RPI 1-25	RPI 26-50	W-L RECORDS	RPI 51-100	RPI 101-150	RPI 150+			
7- 14	0- 1	0- 3	OVERALL	0- 2	0- 1	7- 7			
5- 7	0- 0	0- 1	HOME	0- 1	0- 0	5- 5			
2- 7	0- 0	0- 1	AWAY	0- 0	0- 0	2- 1			
0- 0	0- 0	0- 0	NEUTRAL	0- 0	0- 0	0- 0			
4- 6	0- 1	0- 1	NON-CONFERENCE	0- 0	0- 1	4- 3			
2- 3	0- 0	0- 0	HOME	0- 0	0- 0	2- 3			
2- 3	0- 1	0- 1	AWAY	0- 0	0- 1	2- 0			
0- 0	0- 0	0- 0	NEUTRAL	0- 0	0- 0	0- 0			
3- 8	0- 0	0- 2	CONFERENCE	0- 2	0- 0	3- 4			
3- 4	0- 0	0- 1	HOME	0- 1	0- 0	3- 2			
0- 4	0- 0	0- 1	AWAY	0- 1	0- 0	0- 2			
0- 0	0- 0	0- 0	NEUTRAL	0- 0	0- 0	0- 0			

RPI 1-25				RPI 26-50				RPI 51-100				RPI 101+ Team's RPI: 270			
RPI	S	Opponent	Score	RPI	S	Opponent	Score	RPI	S	Opponent	Score	RPI	S	Opponent	Score
13	A	Louisville	47 <b>89</b>	32	A	Drake	65 <b>82</b>	57	A	UNI	40 <b>54</b>	130	A	Ball St.	49 <b>84</b>
				32	H	Drake	48 <b>73</b>	57	H	UNI	36 <b>62</b>	152	H	Missouri St.	41 <b>77</b>
				50	A	Northwestern	66 <b>88</b>					185	H	Southern Ill.	63 60
												192	H	Wichita St.	67 <b>74</b>
												195	H	Cleveland St.	62 <b>66</b>
												200	H	Indiana St.	57 41
												226	A	Bradley	52 <b>56</b>
												244	A	Murray St.	82 77
												246	H	Austin Peay	68 54
												284	H	Southeast Mo. St.	74 <b>76</b>
												299	H	Eastern Ill.	63 <b>73</b>
												316	H	Loyola Chicago	67 36
												318	A	Illinois St.	58 <b>71</b>
												319	A	Valparaiso	70 65
												349	H	Alabama A&M	63 54
LAST 12 Division I GAMES:															
32	H	Drake	48 <b>73</b>	152	H	Missouri St.	41 <b>77</b>								
57	H	UNI	36 <b>62</b>	57	A	UNI	40 <b>54</b>								
226	A	Bradley	52 <b>56</b>	32	A	Drake	65 <b>82</b>								
318	A	Illinois St.	58 <b>71</b>	316	H	Loyola Chicago	67 36								
185	H	Southern Ill.	63 60	200	H	Indiana St.	57 41								
192	H	Wichita St.	67 <b>74</b>	349	H	Alabama A&M	63 54								

Non-Div I Games: Oakland City 108 68

Evansville

■ Loss, 
■ Non-Conf, S Site, 
■ Home 
■ Away 
N Neutral

Average RPI Win: <b>227</b>	WON-LOST	WINNING	LAST 10	STRENGTH OF	OPP. STRENGTH	TEAM	ADJ.	CONF.	ADJ CONF.
Average RPI Loss: <b>89</b>	RECORD	PCT. RANK	GAMES	SCHEDULE	OF SCHEDULE	RPI	RPI	RPI	RPI
DIV. I ONLY	16- 7	73	2- 2	166	188	91	91	24	24
DIV. I NON-CONF.	9- 6	126	0- 1	137	162	112	112	24	24
TOTALS	RPI 1-25	RPI 26-50	W-L RECORDS	RPI 51-100	RPI 101-150	RPI 150+			
16- 7	0- 0	0- 2	OVERALL	2- 2	1- 2	13- 1			
10- 0	0- 0	0- 0	HOME	2- 0	0- 0	8- 0			
6- 4	0- 0	0- 1	AWAY	0- 1	1- 1	5- 1			
0- 3	0- 0	0- 1	NEUTRAL	0- 1	0- 1	0- 0			
9- 6	0- 0	0- 2	NON-CONFERENCE	1- 1	0- 2	8- 1			
7- 0	0- 0	0- 0	HOME	1- 0	0- 0	6- 0			
2- 3	0- 0	0- 1	AWAY	0- 0	0- 1	2- 1			
0- 3	0- 0	0- 1	NEUTRAL	0- 1	0- 1	0- 0			
7- 1	0- 0	0- 0	CONFERENCE	1- 1	1- 0	5- 0			
3- 0	0- 0	0- 0	HOME	1- 0	0- 0	2- 0			
4- 1	0- 0	0- 0	AWAY	0- 1	1- 0	3- 0			
0- 0	0- 0	0- 0	NEUTRAL	0- 0	0- 0	0- 0			

RPI S	Opponent	Score	RPI S	Opponent	Score	RPI S	Opponent	Score	RPI S	Opponent	Score
31	N Ohio St.	66 <b>79</b>	52	N George Washington	47 <b>76</b>	106	N Kent St.	64 <b>77</b>	109	A Northern Colo.	74 <b>77</b>
48	A Quinnipiac	56 <b>66</b>	84	A Jacksonville	65 <b>73</b>	135	A Stetson	84 71	151	A Hartford	70 63
			84	H Jacksonville	60 57	156	H Hampton	60 49	166	H UC Riverside	60 45
			95	H Chattanooga	68 55	193	A Illinois	73 <b>82</b>	199	H Siena	66 42
						271	H FIU	89 42	272	H Savannah St.	89 40
						277	H N.C. A&T	67 41	285	A North Florida	68 51
						297	A Kennesaw St.	75 56	298	A Lipscomb	90 63
						306	H NJIT	73 53	317	H USC Upstate	93 43
						330	A Fla. Atlantic	65 50			
LAST 12 Division I GAMES:											
52	N George Washington	47 <b>76</b>	297	A Kennesaw St.	75 56						
84	A Jacksonville	65 <b>73</b>	298	A Lipscomb	90 63						
285	A North Florida	68 51	135	A Stetson	84 71						
84	H Jacksonville	60 57	272	H Savannah St.	89 40						
317	H USC Upstate	93 43	166	H UC Riverside	60 45						
306	H NJIT	73 53	156	H Hampton	60 49						

Non-Div I Games: St. Thomas (FL) 71 48 Ave Maria 101 34

FGCU

Loss, Non-Conf, S Site, H Home A Away N Neutral

Average RPI Win:	293	WON-LOST	WINNING	LAST 10	STRENGTH OF	OPP. STRENGTH	TEAM	ADJ.	CONF.	ADJ CONF.
Average RPI Loss:	125	RECORD	PCT. RANK	GAMES	SCHEDULE	OF SCHEDULE	RPI	RPI	RPI	RPI
DIV. I ONLY	5- 16	302	3- 7	107	203	271	271	14	14	
DIV. I NON-CONF.	2- 9	293	1- 1	37	231	252	252	16	16	
TOTALS	RPI 1-25	RPI 26-50	W-L RECORDS	RPI 51-100	RPI 101-150	RPI 150+				
5- 16	0- 1	0- 2	OVERALL	0- 5	0- 3	5- 5				
4- 10	0- 1	0- 1	HOME	0- 2	0- 3	4- 3				
1- 6	0- 0	0- 1	AWAY	0- 3	0- 0	1- 2				
0- 0	0- 0	0- 0	NEUTRAL	0- 0	0- 0	0- 0				
2- 9	0- 1	0- 2	NON-CONFERENCE	0- 2	0- 1	2- 3				
2- 7	0- 1	0- 1	HOME	0- 1	0- 1	2- 3				
0- 2	0- 0	0- 1	AWAY	0- 1	0- 0	0- 0				
0- 0	0- 0	0- 0	NEUTRAL	0- 0	0- 0	0- 0				
3- 7	0- 0	0- 0	CONFERENCE	0- 3	0- 2	3- 2				
2- 3	0- 0	0- 0	HOME	0- 1	0- 2	2- 0				
1- 4	0- 0	0- 0	AWAY	0- 2	0- 0	1- 2				
0- 0	0- 0	0- 0	NEUTRAL	0- 0	0- 0	0- 0				

RPI 1-25				RPI 26-50				RPI 51-100				RPI 101+ Team's RPI: 271			
RPI	S	Opponent	Score	RPI	S	Opponent	Score	RPI	S	Opponent	Score	RPI	S	Opponent	Score
21	H	Miami (FL)	49 69	27	A	South Fla.	41 91	81	A	Western Ky.	38 90	132	H	Old Dominion	64 86
				47	H	Georgetown	53 66	84	H	Jacksonville	56 71	140	H	UCF	52 69
								89	H	Charlotte	54 101	150	H	UTSA	61 70
								91	A	FGCU	42 89	155	H	George Mason	51 67
								93	A	Middle Tenn.	43 95	203	A	UAB	68 82
												207	H	Texas Southern	62 70
												221	H	Robert Morris	59 57
												228	H	Weber St.	61 64
												245	A	Marshall	52 70
												287	H	UTEP	88 87
												295	H	Massachusetts	58 57
												330	A	Fla. Atlantic	65 60
												330	H	Fla. Atlantic	74 65
LAST 12 Division I GAMES:															
		89	H	Charlotte	54	101				287	H	UTEP	88	87	
		132	H	Old Dominion	64	86				330	H	Fla. Atlantic	74	65	
		330	A	Fla. Atlantic	65	60				81	A	Western Ky.	38	90	
		203	A	UAB	68	82				245	A	Marshall	52	70	
		93	A	Middle Tenn.	43	95				155	H	George Mason	51	67	
		150	H	UTSA	61	70				295	H	Massachusetts	58	57	

Non-Div I Games:

FIU

■ Loss, 
 ■ Non-Conf, 
 S Site, 
 ■ Home 
 ■ Away 
 N Neutral

Average RPI Win:	221	WON-LOST	WINNING	LAST 10	STRENGTH OF	OPP. STRENGTH	TEAM	ADJ.	CONF.	ADJ CONF.
Average RPI Loss:	166	RECORD	PCT. RANK	GAMES	SCHEDULE	OF SCHEDULE	RPI	RPI	RPI	RPI
DIV. I ONLY	12- 11	161	7- 3	227	208	183	183	17	17	
DIV. I NON-CONF.	3- 6	230	0- 0	223	272	235	235	17	17	
TOTALS	RPI 1-25	RPI 26-50	W-L RECORDS	RPI 51-100	RPI 101-150	RPI 150+				
12- 11	0- 1	1- 2	OVERALL	0- 0	2- 0	9- 8				
7- 3	0- 0	1- 0	HOME	0- 0	1- 0	5- 3				
5- 8	0- 1	0- 2	AWAY	0- 0	1- 0	4- 5				
0- 0	0- 0	0- 0	NEUTRAL	0- 0	0- 0	0- 0				
3- 6	0- 1	0- 1	NON-CONFERENCE	0- 0	0- 0	3- 4				
1- 2	0- 0	0- 0	HOME	0- 0	0- 0	1- 2				
2- 4	0- 1	0- 1	AWAY	0- 0	0- 0	2- 2				
0- 0	0- 0	0- 0	NEUTRAL	0- 0	0- 0	0- 0				
9- 5	0- 0	1- 1	CONFERENCE	0- 0	2- 0	6- 4				
6- 1	0- 0	1- 0	HOME	0- 0	1- 0	4- 1				
3- 4	0- 0	0- 1	AWAY	0- 0	1- 0	2- 3				
0- 0	0- 0	0- 0	NEUTRAL	0- 0	0- 0	0- 0				

RPI 1-25				RPI 26-50				RPI 51-100				RPI 101+ Team's RPI: 183			
RPI	S	Opponent	Score	RPI	S	Opponent	Score	RPI	S	Opponent	Score	RPI	S	Opponent	Score
23	A	Temple	59 73	35	A	Harvard	44 58					126	A	Rider	68 67
				48	A	Quinnipiac	55 60					147	H	Iona	68 59
				48	H	Quinnipiac	65 52					161	A	Albany (NY)	45 59
												169	A	La Salle	61 68
												194	H	Sacred Heart	44 56
												199	A	Siena	52 67
												199	H	Siena	61 57
												216	A	Niagara	65 55
												216	H	Niagara	66 63
												224	A	Monmouth	71 68
												224	H	Monmouth	53 60
												231	A	Marist	55 71
												238	A	Canisius	49 63
												239	H	Loyola Maryland	58 57
												265	H	Manhattan	71 56
												300	H	Rhode Island	65 72
												312	H	Saint Peter's	50 38
												321	A	Mt. St. Mary's	70 57
												338	A	UMass Lowell	65 41
LAST 12 Division I GAMES:															
312	H	Saint Peter's	50 38	48	A	Quinnipiac	55 60								
48	H	Quinnipiac	65 52	126	A	Rider	68 67								
216	H	Niagara	66 63	265	H	Manhattan	71 56								
224	H	Monmouth	53 60	199	H	Siena	61 57								
238	A	Canisius	49 63	224	A	Monmouth	71 68								
216	A	Niagara	65 55	231	A	Marist	55 71								

Non-Div I Games:

Fairfield

■ Loss, 
 ■ Non-Conf, 
 ■ S Site, 
 ■ H Home 
 ■ A Away 
 N Neutral

Average RPI Win:	327	WON-LOST	WINNING	LAST 10	STRENGTH OF	OPP. STRENGTH	TEAM	ADJ.	CONF.	ADJ CONF.
Average RPI Loss:	267	RECORD	PCT. RANK	GAMES	SCHEDULE	OF SCHEDULE	RPI	RPI	RPI	RPI
DIV. I ONLY	5- 16	302	3- 7	349	346	346	346	31	31	
DIV. I NON-CONF.	2- 8	288	0- 1	346	340	347	347	32	32	
TOTALS	RPI 1-25	RPI 26-50	W-L RECORDS	RPI 51-100	RPI 101-150	RPI 150+				
5- 16	0- 0	0- 0	OVERALL	0- 0	0- 1	5- 15				
2- 8	0- 0	0- 0	HOME	0- 0	0- 0	2- 8				
3- 8	0- 0	0- 0	AWAY	0- 0	0- 1	3- 6				
0- 0	0- 0	0- 0	NEUTRAL	0- 0	0- 0	0- 0				
2- 8	0- 0	0- 0	NON-CONFERENCE	0- 0	0- 1	2- 7				
1- 3	0- 0	0- 0	HOME	0- 0	0- 0	1- 3				
1- 5	0- 0	0- 0	AWAY	0- 0	0- 1	1- 4				
0- 0	0- 0	0- 0	NEUTRAL	0- 0	0- 0	0- 0				
3- 8	0- 0	0- 0	CONFERENCE	0- 0	0- 0	3- 8				
1- 5	0- 0	0- 0	HOME	0- 0	0- 0	1- 5				
2- 3	0- 0	0- 0	AWAY	0- 0	0- 0	2- 3				
0- 0	0- 0	0- 0	NEUTRAL	0- 0	0- 0	0- 0				

RPI 1-25				RPI 26-50				RPI 51-100				RPI 101+			
RPI	S	Opponent	Score	RPI	S	Opponent	Score	RPI	S	Opponent	Score	RPI	S	Opponent	Score
												145	A	New Mexico	56 83
												172	A	Army West Point	58 86
												205	H	Binghamton	69 80
												219	H	Saint Francis (PA)	79 82
												221	H	Robert Morris	64 66
												224	A	Monmouth	63 72
												251	H	Howard	68 71
												293	A	Bryant	48 50
												293	H	Bryant	48 56
												306	A	NJIT	66 61
												311	A	Central Conn. St.	49 68
												312	A	Saint Peter's	43 65
												314	H	Air Force	48 56
												320	A	St. Francis Brooklyn	59 58
												320	H	St. Francis Brooklyn	59 66
												321	A	Mt. St. Mary's	50 61
												333	H	LIU Brooklyn	64 46
												335	H	Longwood	75 59
												338	A	UMass Lowell	55 61
												340	A	Wagner	59 53
												340	H	Wagner	66 74
LAST 12 Division I GAMES:															
				340	H	Wagner	66 74	311	A	Central Conn. St.	49 68				
				293	A	Bryant	48 50	293	H	Bryant	48 56				
				320	A	St. Francis Brooklyn	59 58	340	A	Wagner	59 53				
				320	H	St. Francis Brooklyn	59 66	221	H	Robert Morris	64 66				
				333	H	LIU Brooklyn	64 46	219	H	Saint Francis (PA)	79 82				
				321	A	Mt. St. Mary's	50 61	251	H	Howard	68 71				

Non-Div I Games: Queens (NY)

54 70

Fairleigh Dickinson

Loss, Non-Conf, S Site, H Home A Away N Neutral

Average RPI Win:	270	WON-LOST	WINNING	LAST 10	STRENGTH OF	OPP. STRENGTH	TEAM	ADJ.	CONF.	ADJ CONF.
Average RPI Loss:	184	RECORD	PCT. RANK	GAMES	SCHEDULE	OF SCHEDULE	RPI	RPI	RPI	RPI
DIV. I ONLY	3- 17	326	0- 10	232	262	330	330	14	14	
DIV. I NON-CONF.	3- 7	250	1- 1	241	344	317	317	16	16	
TOTALS	RPI 1-25	RPI 26-50	W-L RECORDS	RPI 51-100	RPI 101-150	RPI 150+				
3- 17	0- 0	0- 0	OVERALL	0- 4	0- 4	3- 9				
3- 8	0- 0	0- 0	HOME	0- 2	0- 2	3- 4				
0- 9	0- 0	0- 0	AWAY	0- 2	0- 2	0- 5				
0- 0	0- 0	0- 0	NEUTRAL	0- 0	0- 0	0- 0				
3- 7	0- 0	0- 0	NON-CONFERENCE	0- 1	0- 2	3- 4				
3- 3	0- 0	0- 0	HOME	0- 1	0- 0	3- 2				
0- 4	0- 0	0- 0	AWAY	0- 0	0- 2	0- 2				
0- 0	0- 0	0- 0	NEUTRAL	0- 0	0- 0	0- 0				
0- 10	0- 0	0- 0	CONFERENCE	0- 3	0- 2	0- 5				
0- 5	0- 0	0- 0	HOME	0- 1	0- 2	0- 2				
0- 5	0- 0	0- 0	AWAY	0- 2	0- 0	0- 3				
0- 0	0- 0	0- 0	NEUTRAL	0- 0	0- 0	0- 0				

RPI S	Opponent	Score	RPI S	Opponent	Score	RPI S	Opponent	Score	RPI S	Opponent	Score
						81	A Western Ky.	55 76	102	A Mercer	57 74
						89	H Charlotte	66 72	123	A Arizona	67 77
						91	H FGCU	50 65	132	H Old Dominion	73 93
						93	A Middle Tenn.	69 87	150	H UTSA	62 72
									200	H Indiana St.	70 67
									203	A UAB	55 66
									222	A Grand Canyon	60 81
									241	H Richmond	67 77
									245	A Marshall	53 76
									248	H UMES	59 76
									263	H Jacksonville St.	63 55
									271	A FIU	65 74
									271	H FIU	60 65
									285	A North Florida	88 95
									287	H UTEP	50 51
									347	H Jackson St.	67 58
LAST 12 Division I GAMES:											
132	H Old Dominion	73 93	150	H UTSA	62 72						
89	H Charlotte	66 72	271	A FIU	65 74						
271	H FIU	60 65	245	A Marshall	53 76						
93	A Middle Tenn.	69 87	81	A Western Ky.	55 76						
203	A UAB	55 66	248	H UMES	59 76						
287	H UTEP	50 51	347	H Jackson St.	67 58						

Non-Div I Games: Fla. Memorial 84 64

Fla. Atlantic

Average RPI Win: <b>199</b>	WON-LOST	WINNING	LAST 10	STRENGTH OF	OPP. STRENGTH	TEAM	ADJ.	CONF.	ADJ CONF.
Average RPI Loss: <b>23</b>	RECORD	PCT. RANK	GAMES	SCHEDULE	OF SCHEDULE	RPI	RPI	RPI	RPI
DIV. I ONLY	11- 11	168	3- 7	40	42	64	64	2	2
DIV. I NON-CONF.	9- 4	85	2- 1	134	163	64	64	2	2
<hr/>									
TOTALS	RPI 1-25	RPI 26-50	W-L RECORDS	RPI 51-100	RPI 101-150	RPI 150+			
11- 11	1- 8	0- 2	OVERALL	3- 1	1- 0	6- 0			
1- 4	0- 4	0- 0	HOME	0- 0	0- 0	1- 0			
4- 6	0- 4	0- 2	AWAY	2- 0	1- 0	1- 0			
6- 1	1- 0	0- 0	NEUTRAL	1- 1	0- 0	4- 0			
9- 4	1- 2	0- 1	NON-CONFERENCE	2- 1	0- 0	6- 0			
1- 0	0- 0	0- 0	HOME	0- 0	0- 0	1- 0			
2- 3	0- 2	0- 1	AWAY	1- 0	0- 0	1- 0			
6- 1	1- 0	0- 0	NEUTRAL	1- 1	0- 0	4- 0			
2- 7	0- 6	0- 1	CONFERENCE	1- 0	1- 0	0- 0			
0- 4	0- 4	0- 0	HOME	0- 0	0- 0	0- 0			
2- 3	0- 2	0- 1	AWAY	1- 0	1- 0	0- 0			
0- 0	0- 0	0- 0	NEUTRAL	0- 0	0- 0	0- 0			

RPI 1-25				RPI 26-50				RPI 51-100 Team's RPI: 64				RPI 101+			
RPI	S	Opponent	Score	RPI	S	Opponent	Score	RPI	S	Opponent	Score	RPI	S	Opponent	Score
3	H	South Carolina	62 <b>81</b>	29	A	LSU	67 <b>78</b>	53	N	Indiana	88 <b>102</b>	107	A	Vanderbilt	93 73
4	A	Mississippi St.	49 <b>82</b>	50	A	Northwestern	68 <b>73</b>	95	A	Chattanooga	72 61	237	N	Wofford	74 51
7	A	Florida St.	58 <b>83</b>					98	A	Georgia	76 68	247	N	South Ala.	85 33
14	H	Tennessee	75 <b>84</b>					100	N	Long Beach St.	83 53	277	N	N.C. A&T	67 38
20	A	Texas A&M	76 <b>84</b>									325	A	Arkansas St.	71 60
20	H	Texas A&M	59 <b>67</b>									334	H	Southeastern La.	102 51
23	N	Temple	83 76									341	N	Florida A&M	78 65
24	A	Arizona St.	63 <b>69</b>												
25	H	Auburn	75 <b>82</b>												
<hr/>															
LAST 12 Division I GAMES:															
20	A	Texas A&M	76 <b>84</b>	3	H	South Carolina	62 <b>81</b>								
107	A	Vanderbilt	93 73	29	A	LSU	67 <b>78</b>								
14	H	Tennessee	75 <b>84</b>	25	H	Auburn	75 <b>82</b>								
98	A	Georgia	76 68	334	H	Southeastern La.	102 51								
20	H	Texas A&M	59 <b>67</b>	341	N	Florida A&M	78 65								
4	A	Mississippi St.	49 <b>82</b>	53	N	Indiana	88 <b>102</b>								

Non-Div I Games:

Florida

■ Loss, 
 ■ Non-Conf, S Site, 
 ■ Home 
 ■ Away 
 N Neutral

Average RPI Win:	308	WON-LOST	WINNING	LAST 10	STRENGTH OF	OPP. STRENGTH	TEAM	ADJ.	CONF.	ADJ CONF.
Average RPI Loss:	230	RECORD	PCT. RANK	GAMES	SCHEDULE	OF SCHEDULE	RPI	RPI	RPI	RPI
DIV. I ONLY	5- 15	299	5- 4	342	335	341	341	32	32	
DIV. I NON-CONF.	0- 11	335	0- 2	310	296	348	348	31	31	
TOTALS	RPI 1-25	RPI 26-50	W-L RECORDS	RPI 51-100	RPI 101-150	RPI 150+				
5- 15	0- 0	0- 0	OVERALL	0- 1	0- 1	5- 13				
3- 6	0- 0	0- 0	HOME	0- 0	0- 0	3- 6				
2- 5	0- 0	0- 0	AWAY	0- 0	0- 1	2- 4				
0- 4	0- 0	0- 0	NEUTRAL	0- 1	0- 0	0- 3				
0- 11	0- 0	0- 0	NON-CONFERENCE	0- 1	0- 1	0- 9				
0- 4	0- 0	0- 0	HOME	0- 0	0- 0	0- 4				
0- 3	0- 0	0- 0	AWAY	0- 0	0- 1	0- 2				
0- 4	0- 0	0- 0	NEUTRAL	0- 1	0- 0	0- 3				
5- 4	0- 0	0- 0	CONFERENCE	0- 0	0- 0	5- 4				
3- 2	0- 0	0- 0	HOME	0- 0	0- 0	3- 2				
2- 2	0- 0	0- 0	AWAY	0- 0	0- 0	2- 2				
0- 0	0- 0	0- 0	NEUTRAL	0- 0	0- 0	0- 0				

RPI 1-25				RPI 26-50				RPI 51-100				RPI 101+				Team's RPI: 341	
RPI	S	Opponent	Score	RPI	S	Opponent	Score	RPI	S	Opponent	Score	RPI	S	Opponent	Score		
								64	N	Florida	65	78	116	A	Alabama	46	81
												165	H	Omaha	50	70	
												188	H	Morehead St.	48	53	
												241	N	Richmond	51	64	
												245	A	Marshall	67	77	
												248	H	UMES	59	49	
												251	A	Howard	58	72	
												251	H	Howard	55	51	
												254	N	Stony Brook	49	80	
												258	H	Bethune-Cookman	41	64	
												263	N	Jacksonville St.	54	66	
												269	H	Coppin St.	62	70	
												272	A	Savannah St.	52	56	
												285	A	North Florida	60	71	
												286	H	Western Caro.	61	62	
												299	H	Eastern Ill.	50	66	
												344	A	Delaware St.	65	56	
												348	A	Morgan St.	61	26	
												348	H	Morgan St.	51	48	
LAST 12 Division I GAMES:																	
				251	H	Howard	55	51				348	H	Morgan St.	51	48	
				348	A	Morgan St.	61	26				269	H	Coppin St.	62	70	
				344	A	Delaware St.	65	56				251	A	Howard	58	72	
				248	H	UMES	59	49				116	A	Alabama	46	81	
				258	H	Bethune-Cookman	41	64				64	N	Florida	65	78	
				272	A	Savannah St.	52	56				254	N	Stony Brook	49	80	

Non-Div I Games: Thomas (GA) 74 65 Stillman 69 59

Florida A&M

Loss, Non-Conf, S Site, H Home A Away N Neutral



Average RPI Win:	112	WON-LOST	WINNING	LAST 10	STRENGTH OF	OPP. STRENGTH	TEAM	ADJ.	CONF.	ADJ CONF.
Average RPI Loss:	19	RECORD	PCT. RANK	GAMES	SCHEDULE	OF SCHEDULE	RPI	RPI	RPI	RPI
DIV. I ONLY	21- 2	6	9- 1	15	35	7	7	3	3	
DIV. I NON-CONF.	12- 1	7	2- 0	49	64	10	10	4	4	
TOTALS	RPI 1-25	RPI 26-50	W-L RECORDS	RPI 51-100	RPI 101-150	RPI 150+				
21- 2	3- 1	5- 1	OVERALL	5- 0	2- 0	6- 0				
9- 2	2- 1	2- 1	HOME	2- 0	0- 0	3- 0				
9- 0	1- 0	2- 0	AWAY	2- 0	2- 0	2- 0				
3- 0	0- 0	1- 0	NEUTRAL	1- 0	0- 0	1- 0				
12- 1	0- 1	2- 0	NON-CONFERENCE	4- 0	1- 0	5- 0				
6- 1	0- 1	1- 0	HOME	2- 0	0- 0	3- 0				
3- 0	0- 0	0- 0	AWAY	1- 0	1- 0	1- 0				
3- 0	0- 0	1- 0	NEUTRAL	1- 0	0- 0	1- 0				
9- 1	3- 0	3- 1	CONFERENCE	1- 0	1- 0	1- 0				
3- 1	2- 0	1- 1	HOME	0- 0	0- 0	0- 0				
6- 0	1- 0	2- 0	AWAY	1- 0	1- 0	1- 0				
0- 0	0- 0	0- 0	NEUTRAL	0- 0	0- 0	0- 0				

RPI 1-25				Team's RPI: 7		RPI 26-50				RPI 51-100				RPI 101+					
RPI	S	Opponent	Score		RPI	S	Opponent	Score		RPI	S	Opponent	Score		RPI	S	Opponent	Score	
1	H	UConn	76	78	28	N	Michigan	76	62	54	A	Minnesota	75	61	102	A	Mercer	83	40
11	H	Duke	69	45	33	H	Syracuse	77	58	64	H	Florida	83	58	114	A	Clemson	86	27
13	H	Louisville	72	65	36	H	North Carolina St.	61	70	78	N	Gonzaga	87	69	177	A	Boston College	85	53
21	A	Miami (FL)	81	66	41	H	James Madison	84	64	84	H	Jacksonville	90	47	203	A	UAB	93	47
					42	A	Georgia Tech	69	63	86	A	North Carolina	90	77	263	H	Jacksonville St.	73	62
					44	A	Virginia Tech	82	54						285	H	North Florida	95	39
															286	H	Western Caro.	90	41
															323	N	Winthrop	98	35
LAST 12 Division I GAMES:																			
177	A	Boston College	85	53	11	H	Duke	69	45										
42	A	Georgia Tech	69	63	86	A	North Carolina	90	77										
44	A	Virginia Tech	82	54	36	H	North Carolina St.	61	70										
33	H	Syracuse	77	58	21	A	Miami (FL)	81	66										
114	A	Clemson	86	27	102	A	Mercer	83	40										
13	H	Louisville	72	65	285	H	North Florida	95	39										

Non-Div I Games:

Florida St.

Average RPI Win:	206	WON-LOST	WINNING	LAST 10	STRENGTH OF	OPP. STRENGTH	TEAM	ADJ.	CONF.	ADJ CONF.
Average RPI Loss:	83	RECORD	PCT. RANK	GAMES	SCHEDULE	OF SCHEDULE	RPI	RPI	RPI	RPI
DIV. I ONLY	16- 9	104	6- 4	150	108	115	115	12	12	
DIV. I NON-CONF.	9- 5	112	1- 1	108	97	116	116	12	12	
TOTALS	RPI 1-25	RPI 26-50	W-L RECORDS	RPI 51-100	RPI 101-150	RPI 150+				
16- 9	0- 1	1- 0	OVERALL	0- 4	1- 4	14- 0				
12- 3	0- 0	1- 0	HOME	0- 2	1- 1	10- 0				
3- 5	0- 1	0- 0	AWAY	0- 1	0- 0	3- 0				
1- 1	0- 0	0- 0	NEUTRAL	0- 1	0- 0	1- 0				
9- 5	0- 1	1- 0	NON-CONFERENCE	0- 3	0- 1	8- 0				
8- 2	0- 0	1- 0	HOME	0- 2	0- 0	7- 0				
0- 2	0- 1	0- 0	AWAY	0- 0	0- 1	0- 0				
1- 1	0- 0	0- 0	NEUTRAL	0- 1	0- 0	1- 0				
7- 4	0- 0	0- 0	CONFERENCE	0- 1	1- 3	6- 0				
4- 1	0- 0	0- 0	HOME	0- 0	1- 1	3- 0				
3- 3	0- 0	0- 0	AWAY	0- 1	0- 2	3- 0				
0- 0	0- 0	0- 0	NEUTRAL	0- 0	0- 0	0- 0				

RPI 1-25				RPI 26-50				RPI 51-100				RPI 101+ Team's RPI: 115			
RPI	S	Opponent	Score	RPI	S	Opponent	Score	RPI	S	Opponent	Score	RPI	S	Opponent	Score
2	A	Notre Dame	36 67	49	H	Little Rock	65 43	52	A	George Washington	46 63	108	H	Duquesne	64 51
								61	N	Texas Tech	50 59	111	A	Saint Joseph's	44 47
								67	H	St. John's (NY)	45 59	119	A	Saint Louis	58 82
								69	H	Buffalo	54 58	122	H	VCU	58 61
												147	A	Iona	46 55
												155	A	George Mason	53 49
												161	H	Albany (NY)	89 82
												174	H	Princeton	57 55
												177	H	Boston College	56 49
												216	H	Niagara	92 69
												217	A	St. Bonaventure	60 44
												217	H	St. Bonaventure	57 45
												225	H	UNC Asheville	55 42
												241	H	Richmond	67 41
												249	N	Grambling	59 53
												255	H	Furman	60 47
												265	H	Manhattan	63 60
												281	H	Davidson	85 72
												300	A	Rhode Island	74 69
LAST 12 Division I GAMES:															
217	H	St. Bonaventure	57 45	241	H	Richmond	67 41								
52	A	George Washington	46 63	155	A	George Mason	53 49								
119	A	Saint Louis	58 82	281	H	Davidson	85 72								
122	H	VCU	58 61	300	A	Rhode Island	74 69								
111	A	Saint Joseph's	44 47	225	H	UNC Asheville	55 42								
217	A	St. Bonaventure	60 44	69	H	Buffalo	54 58								

Non-Div I Games:

Fordham

■ Loss, 
■ Non-Conf, S Site, 
■ Home 
■ Away 
N Neutral

Average RPI Win: 268		WON-LOST	WINNING	LAST 10	STRENGTH OF	OPP. STRENGTH	TEAM	ADJ.	CONF.	ADJ CONF.
Average RPI Loss: 165		RECORD	PCT. RANK	GAMES	SCHEDULE	OF SCHEDULE	RPI	RPI	RPI	RPI
DIV. I ONLY		3- 18	329	1- 9	253	168	324	324	11	11
DIV. I NON-CONF.		2- 9	293	1- 1	294	220	318	318	10	10
TOTALS		RPI 1-25	RPI 26-50	W-L RECORDS	RPI 51-100	RPI 101-150	RPI 150+			
3- 18	0- 0		0- 1	OVERALL	0- 4	0- 4	3- 9			
1- 7	0- 0		0- 0	HOME	0- 3	0- 1	1- 3			
1- 10	0- 0		0- 1	AWAY	0- 1	0- 3	1- 5			
1- 1	0- 0		0- 0	NEUTRAL	0- 0	0- 0	1- 1			
2- 9	0- 0		0- 0	NON-CONFERENCE	0- 1	0- 2	2- 6			
0- 3	0- 0		0- 0	HOME	0- 1	0- 0	0- 2			
1- 5	0- 0		0- 0	AWAY	0- 0	0- 2	1- 3			
1- 1	0- 0		0- 0	NEUTRAL	0- 0	0- 0	1- 1			
1- 9	0- 0		0- 1	CONFERENCE	0- 3	0- 2	1- 3			
1- 4	0- 0		0- 0	HOME	0- 2	0- 1	1- 1			
0- 5	0- 0		0- 1	AWAY	0- 1	0- 1	0- 2			
0- 0	0- 0		0- 0	NEUTRAL	0- 0	0- 0	0- 0			

RPI 1-25				RPI 26-50				RPI 51-100				RPI 101+				Team's RPI: 324	
RPI	S	Opponent	Score	RPI	S	Opponent	Score	RPI	S	Opponent	Score	RPI	S	Opponent	Score		
				38	A	South Dakota St.	51 73	60	A	South Dakota	59 87	106	A	Kent St.	55 66		
								76	H	IUPUI	48 62	138	A	Oral Roberts	56 82		
								79	H	Belmont	59 85	138	H	Oral Roberts	59 75		
								90	H	Western Ill.	53 75	142	A	Wright St.	51 62		
												160	H	Oakland	61 82		
												164	A	Western Mich.	35 61		
												165	H	Omaha	65 62		
												193	A	Illinois	33 56		
												218	N	Miami (OH)	47 69		
												233	A	Butler	64 70		
												240	H	Coastal Caro.	57 72		
												283	A	North Dakota St.	56 68		
												303	A	Denver	50 78		
												303	H	Denver	72 78		
												313	N	Eastern Ky.	68 59		
												326	A	Ill.-Chicago	61 55		
LAST 12 Division I GAMES:																	
				303	A	Denver	50 78	283	A	North Dakota St.	56 68						
				76	H	IUPUI	48 62	38	A	South Dakota St.	51 73						
				165	H	Omaha	65 62	138	A	Oral Roberts	56 82						
				138	H	Oral Roberts	59 75	90	H	Western Ill.	53 75						
				60	A	South Dakota	59 87	313	N	Eastern Ky.	68 59						
				303	H	Denver	72 78	142	A	Wright St.	51 62						

Non-Div I Games: Defiance

76      58      Trine

71 80

Fort Wayne

Loss, Non-Conf, S Site, H Home A Away N Neutral

Average RPI Win:	240	WON-LOST	WINNING	LAST 10	STRENGTH OF	OPP. STRENGTH	TEAM	ADJ.	CONF.	ADJ CONF.
Average RPI Loss:	124	RECORD	PCT. RANK	GAMES	SCHEDULE	OF SCHEDULE	RPI	RPI	RPI	RPI
DIV. I ONLY	11- 9	143	6- 4	198	185	167	167	13	13	
DIV. I NON-CONF.	5- 4	143	1- 0	130	195	139	139	15	15	
TOTALS	RPI 1-25	RPI 26-50	W-L RECORDS	RPI 51-100	RPI 101-150	RPI 150+				
11- 9	0- 1	0- 0	OVERALL	1- 3	1- 2	9- 3				
4- 5	0- 0	0- 0	HOME	0- 1	1- 1	3- 3				
5- 4	0- 1	0- 0	AWAY	0- 2	0- 1	5- 0				
2- 0	0- 0	0- 0	NEUTRAL	1- 0	0- 0	1- 0				
5- 4	0- 1	0- 0	NON-CONFERENCE	1- 1	1- 0	3- 2				
1- 3	0- 0	0- 0	HOME	0- 1	1- 0	0- 2				
2- 1	0- 1	0- 0	AWAY	0- 0	0- 0	2- 0				
2- 0	0- 0	0- 0	NEUTRAL	1- 0	0- 0	1- 0				
6- 5	0- 0	0- 0	CONFERENCE	0- 2	0- 2	6- 1				
3- 2	0- 0	0- 0	HOME	0- 0	0- 1	3- 1				
3- 3	0- 0	0- 0	AWAY	0- 2	0- 1	3- 0				
0- 0	0- 0	0- 0	NEUTRAL	0- 0	0- 0	0- 0				

RPI 1-25				RPI 26-50				RPI 51-100				RPI 101+ Team's RPI: 167			
RPI	S	Opponent	Score	RPI	S	Opponent	Score	RPI	S	Opponent	Score	RPI	S	Opponent	Score
8	A	Washington	54 85					66	A	Colorado St.	56 73	103	A	Wyoming	48 70
								72	H	Utah	55 65	145	H	New Mexico	54 80
								79	N	Belmont	62 53	148	H	San Francisco	61 48
								85	A	Boise St.	66 67	197	H	CSUN	57 61
												202	H	Utah St.	47 52
												206	H	San Jose St.	88 74
												210	A	Pacific	74 67
												228	A	Weber St.	60 57
												232	A	San Diego St.	59 51
												242	H	UC Santa Barbara	49 50
												290	A	Nevada	71 70
												290	H	Nevada	68 54
												314	A	Air Force	72 56
												314	H	Air Force	63 40
												327	N	UC Irvine	63 45
LAST 12 Division I GAMES:															
232	A	San Diego St.	59 51	314	H	Air Force	63 40								
314	A	Air Force	72 56	206	H	San Jose St.	88 74								
202	H	Utah St.	47 52	103	A	Wyoming	48 70								
290	H	Nevada	68 54	290	A	Nevada	71 70								
66	A	Colorado St.	56 73	145	H	New Mexico	54 80								
85	A	Boise St.	66 67	228	A	Weber St.	60 57								

Non-Div I Games: Biola 71 50 Cal St. Dom. Hills 73 60

Fresno St.

■ Loss, 
 ■ Non-Conf, 
 ■ S Site, 
 ■ Home 
 ■ A Away 
 N Neutral

Average RPI Win:	253	WON-LOST	WINNING	LAST 10	STRENGTH OF	OPP. STRENGTH	TEAM	ADJ.	CONF.	ADJ CONF.
Average RPI Loss:	168	RECORD	PCT. RANK	GAMES	SCHEDULE	OF SCHEDULE	RPI	RPI	RPI	RPI
DIV. I ONLY	9- 13	222	1- 4	265	238	255	255	19	19	
DIV. I NON-CONF.	4- 9	248	0- 1	284	241	313	313	21	21	
TOTALS	RPI 1-25	RPI 26-50	W-L RECORDS	RPI 51-100	RPI 101-150	RPI 150+				
9- 13	0- 0	0- 0	OVERALL	1- 3	0- 4	8- 6				
7- 3	0- 0	0- 0	HOME	1- 0	0- 1	6- 2				
2- 9	0- 0	0- 0	AWAY	0- 1	0- 0	2- 0				
0- 1	0- 0	0- 0	NEUTRAL	0- 0	0- 1	0- 0				
4- 9	0- 0	0- 0	NON-CONFERENCE	0- 3	0- 3	4- 3				
4- 2	0- 0	0- 0	HOME	0- 0	0- 1	4- 1				
0- 6	0- 0	0- 0	AWAY	0- 3	0- 1	0- 2				
0- 1	0- 0	0- 0	NEUTRAL	0- 0	0- 1	0- 0				
5- 4	0- 0	0- 0	CONFERENCE	1- 0	0- 1	4- 3				
3- 1	0- 0	0- 0	HOME	1- 0	0- 0	2- 1				
2- 3	0- 0	0- 0	AWAY	0- 0	0- 1	2- 2				
0- 0	0- 0	0- 0	NEUTRAL	0- 0	0- 0	0- 0				

RPI 1-25				RPI 26-50				RPI 51-100				RPI 101+				Team's RPI: 255	
RPI	S	Opponent	Score	RPI	S	Opponent	Score	RPI	S	Opponent	Score	RPI	S	Opponent	Score		
								58	A	Wake Forest	52	59	102	A	Mercer	52	76
								82	A	Central Mich.	71	81	115	A	Fordham	47	60
								95	H	Chattanooga	65	48	122	H	VCU	61	75
								98	A	Georgia	62	67	143	N	Eastern Wash.	56	68
													187	H	ETSU	64	74
													220	A	UNCW	52	56
													225	H	UNC Asheville	63	51
													227	A	Samford	54	50
													237	A	Wofford	69	49
													241	H	Richmond	48	54
													252	A	UNCG	52	65
													252	H	UNCG	65	55
													281	A	Davidson	61	71
													286	A	Western Caro.	72	75
													286	H	Western Caro.	73	44
													291	H	Gardner-Webb	84	62
													317	H	USC Upstate	57	37
													345	H	N.C. Central	60	40
LAST 12 Division I GAMES:																	
				82	A	Central Mich.	71	81					102	A	Mercer	52	76
				252	A	UNCG	52	65					237	A	Wofford	69	49
				286	A	Western Caro.	72	75					286	H	Western Caro.	73	44
				95	H	Chattanooga	65	48					252	H	UNCG	65	55
				187	H	ETSU	64	74					345	H	N.C. Central	60	40
				227	A	Samford	54	50					291	H	Gardner-Webb	84	62

Non-Div I Games: Bob Jones 95 45 Mars Hill 81 46 Newberry 67 41

Furman

Loss, Non-Conf, S Site, H Home A Away N Neutral

## Ga. Southern

Through Games Of Feb. 5, 2017

Average RPI Win:	269	WON-LOST	WINNING	LAST 10	STRENGTH OF	OPP. STRENGTH	TEAM	ADJ.	CONF.	ADJ CONF.
Average RPI Loss:	168	RECORD	PCT. RANK	GAMES	SCHEDULE	OF SCHEDULE	RPI	RPI	RPI	RPI
DIV. I ONLY	9- 12	211	6- 4	267	289	257	257	21	21	
DIV. I NON-CONF.	3- 7	250	1- 0	192	317	264	264	19	19	
TOTALS	RPI 1-25	RPI 26-50	W-L RECORDS	RPI 51-100	RPI 101-150	RPI 150+				
9- 12	0- 0	0- 0	OVERALL	0- 1	0- 6	9- 5				
6- 5	0- 0	0- 0	HOME	0- 0	0- 3	6- 2				
3- 7	0- 0	0- 0	AWAY	0- 1	0- 3	3- 3				
0- 0	0- 0	0- 0	NEUTRAL	0- 0	0- 0	0- 0				
3- 7	0- 0	0- 0	NON-CONFERENCE	0- 1	0- 4	3- 2				
2- 2	0- 0	0- 0	HOME	0- 0	0- 2	2- 0				
1- 5	0- 0	0- 0	AWAY	0- 1	0- 2	1- 2				
0- 0	0- 0	0- 0	NEUTRAL	0- 0	0- 0	0- 0				
6- 5	0- 0	0- 0	CONFERENCE	0- 0	0- 2	6- 3				
4- 3	0- 0	0- 0	HOME	0- 0	0- 1	4- 2				
2- 2	0- 0	0- 0	AWAY	0- 0	0- 1	2- 1				
0- 0	0- 0	0- 0	NEUTRAL	0- 0	0- 0	0- 0				

RPI 1-25				RPI 26-50				RPI 51-100				RPI 101+ Team's RPI: 257					
RPI	S	Opponent	Score	RPI	S	Opponent	Score	RPI	S	Opponent	Score	RPI	S	Opponent	Score		
								76	A	IUPUI	57	83	102	H	Mercer	56	77
													105	A	Troy	67	77
													105	H	Troy	86	89
													114	A	Clemson	47	58
													116	A	Alabama	48	66
													140	H	UCF	54	74
													186	H	Appalachian St.	53	50
													191	A	Louisiana	52	79
													191	H	Louisiana	63	60
													240	H	Coastal Caro.	78	70
													247	A	South Ala.	53	45
													247	H	South Ala.	46	55
													263	A	Jacksonville St.	55	67
													272	A	Savannah St.	50	45
													276	A	Charleston So.	54	55
													277	H	N.C. A&T	65	50
													282	H	Georgia St.	54	58
													332	A	La.-Monroe	65	44
													332	H	La.-Monroe	76	65
													342	H	South Carolina St.	74	58
LAST 12 Division I GAMES:																	
				332	H	La.-Monroe	76	65					191	A	Louisiana	52	79
				191	H	Louisiana	63	60					332	A	La.-Monroe	65	44
				247	A	South Ala.	53	45					105	H	Troy	86	89
				105	A	Troy	67	77					247	H	South Ala.	46	55
				186	H	Appalachian St.	53	50					282	H	Georgia St.	54	58
				240	H	Coastal Caro.	78	70					342	H	South Carolina St.	74	58

Non-Div I Games: Thomas (GA) 106 43

Ga. Southern

■ Loss, 
 ■ Non-Conf, 
 ■ S Site, 
 ■ Home 
 ■ A Away 
 N Neutral

Average RPI Win:	292	WON-LOST	WINNING	LAST 10	STRENGTH OF	OPP. STRENGTH	TEAM	ADJ.	CONF.	ADJ CONF.
Average RPI Loss:	208	RECORD	PCT. RANK	GAMES	SCHEDULE	OF SCHEDULE	RPI	RPI	RPI	RPI
DIV. I ONLY	6- 12	257	4- 6	320	304	291	291	28	28	
DIV. I NON-CONF.	2- 6	275	0- 1	291	263	273	273	28	28	
TOTALS	RPI 1-25	RPI 26-50	W-L RECORDS	RPI 51-100	RPI 101-150	RPI 150+				
6- 12	0- 0	0- 1	OVERALL	0- 0	0- 2	6- 9				
2- 2	0- 0	0- 0	HOME	0- 0	0- 0	2- 2				
4- 8	0- 0	0- 1	AWAY	0- 0	0- 1	4- 3				
0- 2	0- 0	0- 0	NEUTRAL	0- 0	0- 0	0- 2				
2- 6	0- 0	0- 1	NON-CONFERENCE	0- 0	0- 1	2- 4				
0- 0	0- 0	0- 0	HOME	0- 0	0- 0	0- 0				
2- 4	0- 0	0- 1	AWAY	0- 0	0- 1	2- 2				
0- 2	0- 0	0- 0	NEUTRAL	0- 0	0- 0	0- 2				
4- 6	0- 0	0- 0	CONFERENCE	0- 0	0- 1	4- 5				
2- 2	0- 0	0- 0	HOME	0- 0	0- 0	2- 2				
2- 4	0- 0	0- 0	AWAY	0- 0	0- 1	2- 3				
0- 0	0- 0	0- 0	NEUTRAL	0- 0	0- 0	0- 0				

RPI 1-25			RPI 26-50			RPI 51-100			RPI 101+			Team's RPI: 291
RPI	S	Opponent	Score	RPI	S	Opponent	Score	RPI	S	Opponent	Score	
				44	A	Virginia Tech	42 76					
								127	A	Radford	57 67	
								140	A	UCF	52 66	
								186	N	Appalachian St.	67 72	
								203	N	UAB	49 59	
								223	H	Campbell	61 73	
								225	H	UNC Asheville	55 52	
								237	A	Wofford	66 75	
								243	H	Presbyterian	55 56	
								255	A	Furman	62 84	
								267	A	Liberty	63 66	
								267	H	Liberty	84 82	
								276	A	Charleston So.	57 64	
								286	A	Western Caro.	68 60	
								292	A	High Point	69 71	
								317	A	USC Upstate	57 53	
								323	A	Winthrop	89 54	
								335	A	Longwood	77 43	
LAST 12 Division I GAMES:												
				267	A	Liberty	63 66	267	H	Liberty	84 82	
				323	A	Winthrop	89 54	335	A	Longwood	77 43	
				223	H	Campbell	61 73	243	H	Presbyterian	55 56	
				276	A	Charleston So.	57 64	127	A	Radford	57 67	
				292	A	High Point	69 71	255	A	Furman	62 84	
				225	H	UNC Asheville	55 52	286	A	Western Caro.	68 60	

Non-Div I Games: Montreat 92 45 Southern Wesleyan 86 62 Converse 68 38

Gardner-Webb

Loss, Non-Conf, S Site, H Home A Away N Neutral

Average RPI Win: <b>223</b>	WON-LOST	WINNING	LAST 10	STRENGTH OF	OPP. STRENGTH	TEAM	ADJ.	CONF.	ADJ CONF.
Average RPI Loss: <b>118</b>	RECORD	PCT. RANK	GAMES	SCHEDULE	OF SCHEDULE	RPI	RPI	RPI	RPI
DIV. I ONLY	<b>11- 13</b>	<b>199</b>	<b>3- 7</b>	<b>109</b>	<b>217</b>	<b>155</b>	<b>155</b>	<b>12</b>	<b>12</b>
DIV. I NON-CONF.	<b>7- 6</b>	<b>157</b>	<b>1- 1</b>	<b>110</b>	<b>286</b>	<b>125</b>	<b>125</b>	<b>12</b>	<b>12</b>
TOTALS	RPI 1-25	RPI 26-50	W-L RECORDS	RPI 51-100	RPI 101-150	RPI 150+			
11- 13	0- 0	0- 1	OVERALL	0- 3	4- 6	7- 3			
5- 5	0- 0	0- 0	HOME	0- 2	3- 3	2- 0			
6- 7	0- 0	0- 1	AWAY	0- 0	1- 3	5- 3			
0- 1	0- 0	0- 0	NEUTRAL	0- 1	0- 0	0- 0			
7- 6	0- 0	0- 1	NON-CONFERENCE	0- 1	3- 3	4- 1			
3- 2	0- 0	0- 0	HOME	0- 0	2- 2	1- 0			
4- 3	0- 0	0- 1	AWAY	0- 0	1- 1	3- 1			
0- 1	0- 0	0- 0	NEUTRAL	0- 1	0- 0	0- 0			
4- 7	0- 0	0- 0	CONFERENCE	0- 2	1- 3	3- 2			
2- 3	0- 0	0- 0	HOME	0- 2	1- 1	1- 0			
2- 4	0- 0	0- 0	AWAY	0- 0	0- 2	2- 2			
0- 0	0- 0	0- 0	NEUTRAL	0- 0	0- 0	0- 0			

RPI S	Opponent	Score	RPI S	Opponent	Score	RPI S	Opponent	Score	RPI S	Opponent	Score	Team's RPI: 155
47	A Georgetown	56 <b>69</b>	52	H George Washington	71 <b>79</b>	108	A Duquesne	57 <b>76</b>	110	H SFA	76 <b>77</b>	
			62	H Dayton	48 <b>60</b>	112	A Delaware	51 <b>67</b>	115	H Fordham	49 <b>53</b>	
			73	N Drexel	71 <b>82</b>	119	A Saint Louis	50 <b>89</b>	121	H Navy	68 64	
						122	H VCU	70 59	123	H Arizona	70 <b>81</b>	
						127	H Radford	70 56	146	A Detroit	55 54	
						162	A Towson	75 <b>79</b>	169	A La Salle	57 <b>59</b>	
						217	H St. Bonaventure	52 49	241	A Richmond	54 50	
						262	H Norfolk St.	60 33	271	A FIU	67 51	
						281	A Davidson	54 <b>58</b>	295	A Massachusetts	66 55	
						318	A Illinois St.	72 46	333	A LIU Brooklyn	64 48	
LAST 12 Division I GAMES:												
108	A Duquesne	57 <b>76</b>	52	H George Washington	71 <b>79</b>	115	H Fordham	49 <b>53</b>				
169	A La Salle	57 <b>59</b>	119	A Saint Louis	50 <b>89</b>	217	H St. Bonaventure	52 49				
62	H Dayton	48 <b>60</b>	271	A FIU	67 51	73	N Drexel	71 <b>82</b>				
241	A Richmond	54 50										
281	A Davidson	54 <b>58</b>										
122	H VCU	70 59										

Non-Div I Games:

George Mason



Average RPI Win:	165	WON-LOST	WINNING	LAST 10	STRENGTH OF	OPP. STRENGTH	TEAM	ADJ.	CONF.	ADJ CONF.
Average RPI Loss:	74	RECORD	PCT. RANK	GAMES	SCHEDULE	OF SCHEDULE	RPI	RPI	RPI	RPI
DIV. I ONLY	15- 8	88	7- 3	64	82	52	52	12	12	
DIV. I NON-CONF.	7- 5	137	1- 1	44	30	74	74	12	12	
TOTALS	RPI 1-25	RPI 26-50	W-L RECORDS	RPI 51-100	RPI 101-150	RPI 150+				
15- 8	0- 1	0- 3	OVERALL	3- 1	4- 2	8- 1				
8- 2	0- 1	0- 0	HOME	0- 0	3- 1	5- 0				
5- 5	0- 0	0- 2	AWAY	1- 1	1- 1	3- 1				
2- 1	0- 0	0- 1	NEUTRAL	2- 0	0- 0	0- 0				
7- 5	0- 1	0- 3	NON-CONFERENCE	3- 0	0- 0	4- 1				
4- 1	0- 1	0- 0	HOME	0- 0	0- 0	4- 0				
1- 3	0- 0	0- 2	AWAY	1- 0	0- 0	0- 1				
2- 1	0- 0	0- 1	NEUTRAL	2- 0	0- 0	0- 0				
8- 3	0- 0	0- 0	CONFERENCE	0- 1	4- 2	4- 0				
4- 1	0- 0	0- 0	HOME	0- 0	3- 1	1- 0				
4- 2	0- 0	0- 0	AWAY	0- 1	1- 1	3- 0				
0- 0	0- 0	0- 0	NEUTRAL	0- 0	0- 0	0- 0				

RPI 1-25				RPI 26-50				RPI 51-100 Team's RPI: 52				RPI 101+			
RPI	S	Opponent	Score	RPI	S	Opponent	Score	RPI	S	Opponent	Score	RPI	S	Opponent	Score
10	H	Stanford	52 71	33	N	Syracuse	71 74	62	A	Dayton	48 50	108	A	Duquesne	75 40
				38	A	South Dakota St.	55 60	68	A	Villanova	72 69	108	H	Duquesne	63 73
				47	A	Georgetown	57 72	81	N	Western Ky.	68 49	111	H	Saint Joseph's	53 44
								91	N	FGCU	76 47	115	H	Fordham	63 46
												119	A	Saint Louis	59 67
												122	H	VCU	81 67
												155	A	George Mason	79 71
												169	A	La Salle	79 65
												174	H	Princeton	56 45
												175	A	American	61 66
												193	H	Illinois	72 56
												239	H	Loyola Maryland	74 64
												269	H	Coppin St.	77 46
												281	H	Davidson	76 62
												295	A	Massachusetts	60 54
LAST 12 Division I GAMES:															
169	A	La Salle	79 65	155	A	George Mason	79 71	62	A	Dayton	48 50	111	H	Saint Joseph's	53 44
115	H	Fordham	63 46	108	A	Duquesne	75 40	239	H	Loyola Maryland	74 64	108	A	Duquesne	63 73
108	H	Duquesne	63 73	281	H	Davidson	76 62	10	H	Stanford	52 71	119	A	Saint Louis	59 67
119	A	Saint Louis	59 67	295	A	Massachusetts	60 54								

Non-Div I Games:

George Washington

■ Loss, 
 ■ Non-Conf, S Site, 
 ■ Home 
 ■ Away 
 N Neutral

Average RPI Win: <b>149</b>	WON-LOST	WINNING	LAST 10	STRENGTH OF	OPP. STRENGTH	TEAM	ADJ.	CONF.	ADJ CONF.
Average RPI Loss: <b>42</b>	RECORD	PCT. RANK	GAMES	SCHEDULE	OF SCHEDULE	RPI	RPI	RPI	RPI
DIV. I ONLY	<b>14- 8</b>	<b>105</b>	<b>6- 4</b>	<b>56</b>	<b>52</b>	<b>47</b>	<b>47</b>	<b>7</b>	<b>7</b>
DIV. I NON-CONF.	<b>8- 2</b>	<b>49</b>	<b>0- 0</b>	<b>40</b>	<b>49</b>	<b>9</b>	<b>9</b>	<b>7</b>	<b>7</b>
TOTALS	RPI 1-25	RPI 26-50	W-L RECORDS	RPI 51-100	RPI 101-150	RPI 150+			
14- 8	0- 3	0- 2	OVERALL	3- 3	3- 0	8- 0			
6- 4	0- 2	0- 1	HOME	2- 1	1- 0	3- 0			
6- 4	0- 1	0- 1	AWAY	0- 2	1- 0	5- 0			
2- 0	0- 0	0- 0	NEUTRAL	1- 0	1- 0	0- 0			
8- 2	0- 0	0- 1	NON-CONFERENCE	2- 1	3- 0	3- 0			
3- 0	0- 0	0- 0	HOME	1- 0	1- 0	1- 0			
3- 2	0- 0	0- 1	AWAY	0- 1	1- 0	2- 0			
2- 0	0- 0	0- 0	NEUTRAL	1- 0	1- 0	0- 0			
6- 6	0- 3	0- 1	CONFERENCE	1- 2	0- 0	5- 0			
3- 4	0- 2	0- 1	HOME	1- 1	0- 0	2- 0			
3- 2	0- 1	0- 0	AWAY	0- 1	0- 0	3- 0			
0- 0	0- 0	0- 0	NEUTRAL	0- 0	0- 0	0- 0			

RPI 1-25				RPI 26-50				Team's RPI: 47	RPI 51-100				RPI 101+			
RPI	S	Opponent	Score	RPI	S	Opponent	Score		RPI	S	Opponent	Score	RPI	S	Opponent	Score
15	H	DePaul	53 <b>76</b>	43	H	Marquette	77 <b>84</b>		52	H	George Washington	72 57	112	A	Delaware	54 46
22	A	Creighton	68 <b>70</b>	44	A	Virginia Tech	63 <b>73</b>		54	A	Minnesota	60 <b>68</b>	116	H	Alabama	70 59
22	H	Creighton	59 <b>67</b>						67	H	St. John's (NY)	66 <b>71</b>	142	N	Wright St.	67 60
									68	A	Villanova	50 <b>71</b>	155	H	George Mason	69 56
									68	H	Villanova	54 49	162	A	Towson	75 59
									83	N	Penn St.	68 54	170	A	Providence	71 39
													170	H	Providence	72 70
													173	A	Xavier	69 64
													184	H	Seton Hall	77 58
													233	A	Butler	58 52
													271	A	FIU	66 53
LAST 12 Division I GAMES:																
22	H	Creighton	59 <b>67</b>	67	H	St. John's (NY)	66 <b>71</b>									
170	H	Providence	72 70	170	A	Providence	71 39									
68	H	Villanova	54 49	22	A	Creighton	68 <b>70</b>									
233	A	Butler	58 52	68	A	Villanova	50 <b>71</b>									
173	A	Xavier	69 64	43	H	Marquette	77 <b>84</b>									
184	H	Seton Hall	77 58	15	H	DePaul	53 <b>76</b>									

Non-Div I Games:

Georgetown

■ Loss, 
 ■ Non-Conf, 
 S Site, 
 ■ Home 
 ■ Away 
 N Neutral

Average RPI Win:	154	WON-LOST	WINNING	LAST 10	STRENGTH OF	OPP. STRENGTH	TEAM	ADJ.	CONF.	ADJ CONF.
Average RPI Loss:	58	RECORD	PCT. RANK	GAMES	SCHEDULE	OF SCHEDULE	RPI	RPI	RPI	RPI
DIV. I ONLY	12- 11	161	4- 6	46	36	98	98	2	2	
DIV. I NON-CONF.	8- 5	124	1- 1	149	125	134	134	2	2	
-----										
TOTALS	RPI 1-25	RPI 26-50	W-L RECORDS	RPI 51-100	RPI 101-150	RPI 150+				
12- 11	2- 3	0- 3	OVERALL	2- 3	3- 1	5- 1				
9- 4	2- 1	0- 0	HOME	1- 2	2- 0	4- 1				
2- 6	0- 2	0- 2	AWAY	0- 1	1- 1	1- 0				
1- 1	0- 0	0- 1	NEUTRAL	1- 0	0- 0	0- 0				
8- 5	0- 0	0- 2	NON-CONFERENCE	2- 2	1- 0	5- 1				
6- 2	0- 0	0- 0	HOME	1- 1	1- 0	4- 1				
1- 2	0- 0	0- 1	AWAY	0- 1	0- 0	1- 0				
1- 1	0- 0	0- 1	NEUTRAL	1- 0	0- 0	0- 0				
4- 6	2- 3	0- 1	CONFERENCE	0- 1	2- 1	0- 0				
3- 2	2- 1	0- 0	HOME	0- 1	1- 0	0- 0				
1- 4	0- 2	0- 1	AWAY	0- 0	1- 1	0- 0				
0- 0	0- 0	0- 0	NEUTRAL	0- 0	0- 0	0- 0				

RPI 1-25				RPI 26-50				RPI 51-100				Team's RPI: 98	RPI 101+			
RPI	S	Opponent	Score	RPI	S	Opponent	Score	RPI	S	Opponent	Score		RPI	S	Opponent	Score
3	A	South Carolina	63 66	27	N	South Fla.	65 81	54	N	Minnesota	70 58		102	H	Mercer	72 64
3	H	South Carolina	44 62	30	A	Missouri	45 63	56	A	Oklahoma St.	51 71		104	A	Ole Miss	62 69
14	H	Tennessee	81 78	42	A	Georgia Tech	45 52	64	H	Florida	68 76		107	H	Vanderbilt	70 68
16	A	Kentucky	61 82					70	H	Virginia	43 66		120	A	Arkansas	69 66
20	H	Texas A&M	69 59					99	H	BYU	81 51		157	A	Cincinnati	51 48
													227	H	Samford	59 65
													255	H	Furman	67 62
													286	H	Western Caro.	78 43
													297	H	Kennesaw St.	82 40
													342	H	South Carolina St.	64 50
LAST 12 Division I GAMES:																
14	H	Tennessee	81 78	3	A	South Carolina	63 66									
120	A	Arkansas	69 66	107	H	Vanderbilt	70 68									
104	A	Ole Miss	62 69	20	H	Texas A&M	69 59									
3	H	South Carolina	44 62	30	A	Missouri	45 63									
64	H	Florida	68 76	286	H	Western Caro.	78 43									
16	A	Kentucky	61 82	227	H	Samford	59 65									

Non-Div I Games:

Georgia

Average RPI Win: <b>229</b>		WON-LOST	WINNING	LAST 10	STRENGTH OF	OPP. STRENGTH	TEAM	ADJ.	CONF.	ADJ CONF.
Average RPI Loss: <b>175</b>		RECORD	PCT. RANK	GAMES	SCHEDULE	OF SCHEDULE	RPI	RPI	RPI	RPI
DIV. I ONLY		<b>7- 14</b>	<b>257</b>	<b>3- 7</b>	<b>262</b>	<b>221</b>	<b>282</b>	<b>282</b>	<b>21</b>	<b>21</b>
DIV. I NON-CONF.		<b>3- 7</b>	<b>250</b>	<b>0- 1</b>	<b>165</b>	<b>168</b>	<b>241</b>	<b>241</b>	<b>19</b>	<b>19</b>
TOTALS	RPI 1-25	RPI 26-50		W-L RECORDS	RPI 51-100		RPI 101-150		RPI 150+	
7- 14	0- 0	0- 2		OVERALL	0- 1		1- 2		6- 9	
2- 8	0- 0	0- 1		HOME	0- 0		0- 1		2- 6	
4- 4	0- 0	0- 1		AWAY	0- 0		1- 1		3- 2	
1- 2	0- 0	0- 0		NEUTRAL	0- 1		0- 0		1- 1	
3- 7	0- 0	0- 2		NON-CONFERENCE	0- 1		0- 1		3- 3	
1- 3	0- 0	0- 1		HOME	0- 0		0- 0		1- 2	
1- 2	0- 0	0- 1		AWAY	0- 0		0- 1		1- 0	
1- 2	0- 0	0- 0		NEUTRAL	0- 1		0- 0		1- 1	
4- 7	0- 0	0- 0		CONFERENCE	0- 0		1- 1		3- 6	
1- 5	0- 0	0- 0		HOME	0- 0		0- 1		1- 4	
3- 2	0- 0	0- 0		AWAY	0- 0		1- 0		2- 2	
0- 0	0- 0	0- 0		NEUTRAL	0- 0		0- 0		0- 0	

RPI 1-25				RPI 26-50				RPI 51-100				RPI 101+ Team's RPI: 282			
RPI	S	Opponent	Score	RPI	S	Opponent	Score	RPI	S	Opponent	Score	RPI	S	Opponent	Score
				26	H	Elon	67 84	83	N	Penn St.	42 69	105	A	Troy	68 65
				42	A	Georgia Tech	42 73					105	H	Troy	69 87
												116	A	Alabama	57 80
												175	N	American	59 58
												186	H	Appalachian St.	63 67
												188	A	Morehead St.	68 50
												191	A	Louisiana	65 72
												191	H	Louisiana	64 70
												209	H	Akron	66 78
												220	H	UNCW	66 72
												240	H	Coastal Caro.	67 73
												247	A	South Ala.	55 45
												247	H	South Ala.	47 77
												257	A	Ga. Southern	58 54
												264	N	Eastern Mich.	59 69
												297	H	Kennesaw St.	62 59
												332	A	La.-Monroe	63 72
												332	H	La.-Monroe	87 35
LAST 12 Division I GAMES:															
				191	H	Louisiana	64 70	332	A	La.-Monroe	63 72				
				332	H	La.-Monroe	87 35	191	A	Louisiana	65 72				
				105	A	Troy	68 65	247	H	South Ala.	47 77				
				247	A	South Ala.	55 45	105	H	Troy	69 87				
				240	H	Coastal Caro.	67 73	257	A	Ga. Southern	58 54				
				186	H	Appalachian St.	63 67	26	H	Elon	67 84				

Non-Div I Games: Allen

96 58

Georgia St.

Loss, Non-Conf, S Site, H Home A Away N Neutral

Average RPI Win:	144	WON-LOST	WINNING	LAST 10	STRENGTH OF	OPP. STRENGTH	TEAM	ADJ.	CONF.	ADJ CONF.
Average RPI Loss:	47	RECORD	PCT. RANK	GAMES	SCHEDULE	OF SCHEDULE	RPI	RPI	RPI	RPI
DIV. I ONLY	14- 9	117	3- 7	25	48	42	42	3	3	
DIV. I NON-CONF.	11- 2	24	2- 0	89	114	36	36	4	4	
TOTALS	RPI 1-25	RPI 26-50	W-L RECORDS	RPI 51-100	RPI 101-150	RPI 150+				
14- 9	0- 4	3- 1	OVERALL	3- 2	1- 2	7- 0				
9- 4	0- 3	2- 1	HOME	1- 0	1- 0	5- 0				
3- 5	0- 1	0- 0	AWAY	1- 2	0- 2	2- 0				
2- 0	0- 0	1- 0	NEUTRAL	1- 0	0- 0	0- 0				
11- 2	0- 0	1- 1	NON-CONFERENCE	3- 0	1- 1	6- 0				
7- 1	0- 0	0- 1	HOME	1- 0	1- 0	5- 0				
2- 1	0- 0	0- 0	AWAY	1- 0	0- 1	1- 0				
2- 0	0- 0	1- 0	NEUTRAL	1- 0	0- 0	0- 0				
3- 7	0- 4	2- 0	CONFERENCE	0- 2	0- 1	1- 0				
2- 3	0- 3	2- 0	HOME	0- 0	0- 0	0- 0				
1- 4	0- 1	0- 0	AWAY	0- 2	0- 1	1- 0				
0- 0	0- 0	0- 0	NEUTRAL	0- 0	0- 0	0- 0				

RPI 1-25				RPI 26-50				Team's RPI: 42	RPI 51-100				RPI 101+			
RPI	S	Opponent	Score	RPI	S	Opponent	Score		RPI	S	Opponent	Score	RPI	S	Opponent	Score
2	H	Notre Dame	38 55	28	H	Michigan	52 92		58	A	Wake Forest	65 70	102	H	Mercer	70 50
7	H	Florida St.	63 69	30	N	Missouri	72 70		62	N	Dayton	81 68	114	A	Clemson	61 62
11	H	Duke	68 75	33	H	Syracuse	75 66		70	A	Virginia	64 65	116	A	Alabama	65 67
13	A	Louisville	51 91	44	H	Virginia Tech	87 81		93	A	Middle Tenn.	61 60	174	H	Princeton	67 51
									98	H	Georgia	52 45	177	A	Boston College	71 67
													186	H	Appalachian St.	81 52
													212	H	Alabama St.	70 48
													227	H	Samford	62 57
													282	H	Georgia St.	73 42
													297	A	Kennesaw St.	86 49
LAST 12 Division I GAMES:																
44	H	Virginia Tech	87 81	33	H	Syracuse	75 66									
70	A	Virginia	64 65	177	A	Boston College	71 67									
114	A	Clemson	61 62	11	H	Duke	68 75									
7	H	Florida St.	63 69	2	H	Notre Dame	38 55									
58	A	Wake Forest	65 70	174	H	Princeton	67 51									
13	A	Louisville	51 91	93	A	Middle Tenn.	61 60									

Non-Div I Games:

Georgia Tech

■ Loss, 
 ■ Non-Conf, S Site, 
 ■ Home 
 ■ Away 
 N Neutral

Average RPI Win:	193	WON-LOST	WINNING	LAST 10	STRENGTH OF	OPP. STRENGTH	TEAM	ADJ.	CONF.	ADJ CONF.
Average RPI Loss:	138	RECORD	PCT. RANK	GAMES	SCHEDULE	OF SCHEDULE	RPI	RPI	RPI	RPI
DIV. I ONLY	19- 4	14	10- 0	239	99	78	78	15	15	
DIV. I NON-CONF.	9- 2	37	0- 0	145	51	54	54	13	13	
TOTALS	RPI 1-25	RPI 26-50	W-L RECORDS	RPI 51-100	RPI 101-150	RPI 150+				
19- 4	1- 1	1- 1	OVERALL	2- 0	3- 0	12- 2				
11- 1	0- 0	1- 0	HOME	2- 0	1- 0	7- 1				
7- 1	1- 0	0- 0	AWAY	0- 0	2- 0	4- 1				
1- 2	0- 1	0- 1	NEUTRAL	0- 0	0- 0	1- 0				
9- 2	1- 1	1- 1	NON-CONFERENCE	1- 0	1- 0	5- 0				
6- 0	0- 0	1- 0	HOME	1- 0	0- 0	4- 0				
2- 0	1- 0	0- 0	AWAY	0- 0	1- 0	0- 0				
1- 2	0- 1	0- 1	NEUTRAL	0- 0	0- 0	1- 0				
10- 2	0- 0	0- 0	CONFERENCE	1- 0	2- 0	7- 2				
5- 1	0- 0	0- 0	HOME	1- 0	1- 0	3- 1				
5- 1	0- 0	0- 0	AWAY	0- 0	1- 0	4- 1				
0- 0	0- 0	0- 0	NEUTRAL	0- 0	0- 0	0- 0				

RPI S	Opponent	Score	RPI S	Opponent	Score	RPI S	Opponent	Score	RPI S	Opponent	Score
7 N	Florida St.	69 87	28 N	Michigan	66 78	55 H	Washington St.	79 61	125 A	St. Mary's (CA)	79 75
10 A	Stanford	68 63	50 H	Northwestern	67 56	99 H	BYU	87 52	143 A	Eastern Wash.	73 54
									148 H	San Francisco	61 46
									158 A	Santa Clara	50 49
									158 H	Santa Clara	51 39
									210 H	Pacific	63 65
									211 A	Loyola Marymount	80 56
									215 A	San Diego	57 55
									229 H	Colgate	72 42
									243 H	Presbyterian	79 39
									275 A	Portland	85 50
									275 H	Portland	67 55
									307 H	Nicholls St.	78 46
									308 A	Pepperdine	69 79
									308 H	Pepperdine	83 61
									323 N	Winthrop	71 41
									327 H	UC Irvine	102 38
LAST 12 Division I GAMES:											
158 A	Santa Clara	50 49	125 A	St. Mary's (CA)	79 75						
99 H	BYU	87 52	211 A	Loyola Marymount	80 56						
308 H	Pepperdine	83 61	275 H	Portland	67 55						
215 A	San Diego	57 55	148 H	San Francisco	61 46						
275 A	Portland	85 50	210 H	Pacific	63 65						
158 H	Santa Clara	51 39	308 A	Pepperdine	69 79						

Non-Div I Games:

Gonzaga

Average RPI Win: <b>298</b>	WON-LOST	WINNING	LAST 10	STRENGTH OF	OPP. STRENGTH	TEAM	ADJ.	CONF.	ADJ CONF.
Average RPI Loss: <b>150</b>	RECORD	PCT. RANK	GAMES	SCHEDULE	OF SCHEDULE	RPI	RPI	RPI	RPI
DIV. I ONLY	<b>9- 12</b>	<b>211</b>	<b>7- 3</b>	<b>318</b>	<b>265</b>	<b>249</b>	<b>249</b>	<b>30</b>	<b>30</b>
DIV. I NON-CONF.	<b>2- 9</b>	<b>293</b>	<b>1- 1</b>	<b>237</b>	<b>83</b>	<b>267</b>	<b>267</b>	<b>30</b>	<b>30</b>
TOTALS	RPI 1-25	RPI 26-50	W-L RECORDS	RPI 51-100	RPI 101-150	RPI 150+			
9- 12	0- 1	0- 1	OVERALL	0- 1	0- 4	9- 5			
4- 2	0- 0	0- 0	HOME	0- 0	0- 0	4- 2			
5- 8	0- 0	0- 0	AWAY	0- 0	0- 0	5- 1			
0- 2	0- 0	0- 0	NEUTRAL	0- 0	0- 2	0- 0			
2- 9	0- 1	0- 1	NON-CONFERENCE	0- 1	0- 4	2- 2			
0- 1	0- 0	0- 0	HOME	0- 0	0- 0	0- 1			
2- 6	0- 1	0- 1	AWAY	0- 1	0- 2	2- 1			
0- 2	0- 0	0- 0	NEUTRAL	0- 0	0- 2	0- 0			
7- 3	0- 0	0- 0	CONFERENCE	0- 0	0- 0	7- 3			
4- 1	0- 0	0- 0	HOME	0- 0	0- 0	4- 1			
3- 2	0- 0	0- 0	AWAY	0- 0	0- 0	3- 2			
0- 0	0- 0	0- 0	NEUTRAL	0- 0	0- 0	0- 0			

RPI 1-25				RPI 26-50				RPI 51-100				RPI 101+ Team's RPI: 249			
RPI	S	Opponent	Score	RPI	S	Opponent	Score	RPI	S	Opponent	Score	RPI	S	Opponent	Score
21	A	Miami (FL)	61 <b>89</b>	39	A	Tulane	56 <b>79</b>	75	A	Southern California	64 <b>75</b>	101	N	SMU	36 <b>56</b>
												115	N	Fordham	53 <b>59</b>
												123	A	Arizona	46 <b>73</b>
												124	A	TCU	47 <b>83</b>
												159	A	Louisiana Tech	55 <b>69</b>
												207	A	Texas Southern	61 <b>69</b>
												212	A	Alabama St.	60 45
												235	A	Southern U.	70 63
												235	H	Southern U.	68 <b>71</b>
												280	H	Mississippi Val.	88 67
												289	A	Prairie View	49 <b>51</b>
												294	H	Ark.-Pine Bluff	56 54
												302	H	Alcorn	86 63
												307	H	Nicholls St.	60 <b>71</b>
												332	A	La.-Monroe	59 54
												334	A	Southeastern La.	87 71
												347	H	Jackson St.	90 85
												349	A	Alabama A&M	68 53
LAST 12 Division I GAMES:															
235	A	Southern U.	70 63	302	H	Alcorn	86 63								
280	H	Mississippi Val.	88 67	235	H	Southern U.	68 <b>71</b>								
294	H	Ark.-Pine Bluff	56 54	349	A	Alabama A&M	68 53								
347	H	Jackson St.	90 85	212	A	Alabama St.	60 45								
289	A	Prairie View	49 <b>51</b>	334	A	Southeastern La.	87 71								
207	A	Texas Southern	61 <b>69</b>	101	N	SMU	36 <b>56</b>								

Non-Div I Games:

Grambling

■ Loss, 
 ■ Non-Conf, 
 ■ S Site, 
 ■ Home 
 ■ A Away 
 N Neutral

## Grand Canyon

Through Games Of Feb. 5, 2017

Average RPI Win:	285	WON-LOST	WINNING	LAST 10	STRENGTH OF	OPP. STRENGTH	TEAM	ADJ.	CONF.	ADJ CONF.
Average RPI Loss:	162	RECORD	PCT. RANK	GAMES	SCHEDULE	OF SCHEDULE	RPI	RPI	RPI	RPI
DIV. I ONLY	11- 8	131	5- 4	321	257	222	222	29	29	
DIV. I NON-CONF.	7- 5	137	3- 1	288	196	196	196	29	29	
TOTALS	RPI 1-25	RPI 26-50	W-L RECORDS	RPI 51-100	RPI 101-150	RPI 150+				
11- 8	0- 2	0- 0	OVERALL	0- 0	1- 0	10- 6				
9- 2	0- 1	0- 0	HOME	0- 0	1- 0	8- 1				
2- 6	0- 1	0- 0	AWAY	0- 0	0- 0	2- 5				
0- 0	0- 0	0- 0	NEUTRAL	0- 0	0- 0	0- 0				
7- 5	0- 2	0- 0	NON-CONFERENCE	0- 0	1- 0	6- 3				
6- 1	0- 1	0- 0	HOME	0- 0	1- 0	5- 0				
1- 4	0- 1	0- 0	AWAY	0- 0	0- 0	1- 3				
0- 0	0- 0	0- 0	NEUTRAL	0- 0	0- 0	0- 0				
4- 3	0- 0	0- 0	CONFERENCE	0- 0	0- 0	4- 3				
3- 1	0- 0	0- 0	HOME	0- 0	0- 0	3- 1				
1- 2	0- 0	0- 0	AWAY	0- 0	0- 0	1- 2				
0- 0	0- 0	0- 0	NEUTRAL	0- 0	0- 0	0- 0				

RPI 1-25				RPI 26-50				RPI 51-100				RPI 101+ Team's RPI: 222			
RPI	S	Opponent	Score	RPI	S	Opponent	Score	RPI	S	Opponent	Score	RPI	S	Opponent	Score
8	H	Washington	66 101									141	H	Idaho	64 60
11	A	Duke	47 90									166	A	UC Riverside	64 77
												176	A	Rice	50 64
												198	H	New Mexico St.	65 81
												213	A	Seattle U	60 86
												234	A	Hawaii	47 51
												250	H	UTRGV	60 59
												268	H	Cal Poly	64 59
												273	A	Southern Utah	76 73
												288	A	CSU Bakersfield	59 74
												296	H	Northern Ariz.	76 65
												302	H	Alcorn	77 44
												303	H	Denver	73 70
												309	H	UMKC	75 64
												329	H	Chicago St.	57 39
												330	H	Fla. Atlantic	81 60
												331	A	Utah Valley	62 46
LAST 12 Division I GAMES:															
288	A	CSU Bakersfield	59 74	331	A	Utah Valley	62 46								
329	H	Chicago St.	57 39	234	A	Hawaii	47 51								
309	H	UMKC	75 64	296	H	Northern Ariz.	76 65								
213	A	Seattle U	60 86	273	A	Southern Utah	76 73								
250	H	UTRGV	60 59	268	H	Cal Poly	64 59								
198	H	New Mexico St.	65 81	330	H	Fla. Atlantic	81 60								

Non-Div I Games: Chaminade 85 55

Grand Canyon

■ Loss, 
 ■ Non-Conf, S Site, 
 ■ Home 
 ■ Away 
 N Neutral



Average RPI Win:	167	WON-LOST	WINNING	LAST 10	STRENGTH OF	OPP. STRENGTH	TEAM	ADJ.	CONF.	ADJ CONF.
Average RPI Loss:	128	RECORD	PCT. RANK	GAMES	SCHEDULE	OF SCHEDULE	RPI	RPI	RPI	RPI
DIV. I ONLY	19- 4	14	1- 3	93	134	34	34	20	20	
DIV. I NON-CONF.	9- 2	37	0- 1	11	21	4	4	20	20	
TOTALS	RPI 1-25	RPI 26-50	W-L RECORDS	RPI 51-100	RPI 101-150	RPI 150+				
19- 4	0- 1	5- 0	OVERALL	2- 0	2- 1	10- 2				
10- 1	0- 0	3- 0	HOME	0- 0	2- 0	5- 1				
9- 3	0- 1	2- 0	AWAY	2- 0	0- 1	5- 1				
0- 0	0- 0	0- 0	NEUTRAL	0- 0	0- 0	0- 0				
9- 2	0- 1	5- 0	NON-CONFERENCE	2- 0	0- 0	2- 1				
4- 1	0- 0	3- 0	HOME	0- 0	0- 0	1- 1				
5- 1	0- 1	2- 0	AWAY	2- 0	0- 0	1- 0				
0- 0	0- 0	0- 0	NEUTRAL	0- 0	0- 0	0- 0				
10- 2	0- 0	0- 0	CONFERENCE	0- 0	2- 1	8- 1				
6- 0	0- 0	0- 0	HOME	0- 0	2- 0	4- 0				
4- 2	0- 0	0- 0	AWAY	0- 0	0- 1	4- 1				
0- 0	0- 0	0- 0	NEUTRAL	0- 0	0- 0	0- 0				

RPI S	Opponent	Score	RPI S	Opponent	Score	Team's RPI: 34	RPI S	Opponent	Score	RPI S	Opponent	Score
2	A Notre Dame	67 71	26	H Elon	71 56		79	A Belmont	62 53	142	H Wright St.	62 41
			32	H Drake	71 48		95	A Chattanooga	71 55	146	A Detroit	72 76
			38	A South Dakota St.	67 43					146	H Detroit	60 55
			43	A Marquette	78 63					160	A Oakland	71 74
			49	H Little Rock	57 31					160	H Oakland	89 47
										171	H Milwaukee	89 47
										195	A Cleveland St.	65 51
										204	H Wisconsin	53 54
										226	A Bradley	68 43
										233	H Butler	61 34
										266	H Northern Ky.	70 39
										315	A Youngstown St.	84 51
										319	A Valparaiso	75 36
										319	H Valparaiso	56 35
										326	A Ill.-Chicago	79 65
LAST 12 Division I GAMES:												
2	A Notre Dame	67 71	319	H Valparaiso	56 35							
146	A Detroit	72 76	160	H Oakland	89 47							
160	A Oakland	71 74	146	H Detroit	60 55							
195	A Cleveland St.	65 51	326	A Ill.-Chicago	79 65							
315	A Youngstown St.	84 51	319	A Valparaiso	75 36							
171	H Milwaukee	89 47	142	H Wright St.	62 41							

Non-Div I Games:

Green Bay

■ Loss, 
 ■ Non-Conf, S Site, 
 ■ Home 
 ■ Away 
 N Neutral

Average RPI Win:	259	WON-LOST	WINNING	LAST 10	STRENGTH OF	OPP. STRENGTH	TEAM	ADJ.	CONF.	ADJ CONF.
Average RPI Loss:	103	RECORD	PCT. RANK	GAMES	SCHEDULE	OF SCHEDULE	RPI	RPI	RPI	RPI
DIV. I ONLY	13- 9	125	8- 2	257	192	156	156	32	32	
DIV. I NON-CONF.	6- 7	182	1- 2	87	38	97	97	31	31	
TOTALS	RPI 1-25	RPI 26-50	W-L RECORDS	RPI 51-100	RPI 101-150	RPI 150+				
13- 9	1- 1	0- 3	OVERALL	0- 2	1- 1	11- 2				
7- 1	1- 0	0- 0	HOME	0- 0	0- 0	6- 1				
2- 8	0- 1	0- 3	AWAY	0- 2	0- 1	2- 1				
4- 0	0- 0	0- 0	NEUTRAL	0- 0	1- 0	3- 0				
6- 7	1- 1	0- 3	NON-CONFERENCE	0- 2	1- 1	4- 0				
2- 0	1- 0	0- 0	HOME	0- 0	0- 0	1- 0				
0- 7	0- 1	0- 3	AWAY	0- 2	0- 1	0- 0				
4- 0	0- 0	0- 0	NEUTRAL	0- 0	1- 0	3- 0				
7- 2	0- 0	0- 0	CONFERENCE	0- 0	0- 0	7- 2				
5- 1	0- 0	0- 0	HOME	0- 0	0- 0	5- 1				
2- 1	0- 0	0- 0	AWAY	0- 0	0- 0	2- 1				
0- 0	0- 0	0- 0	NEUTRAL	0- 0	0- 0	0- 0				

RPI 1-25				RPI 26-50				RPI 51-100				RPI 101+ Team's RPI: 156			
RPI	S	Opponent	Score	RPI	S	Opponent	Score	RPI	S	Opponent	Score	RPI	S	Opponent	Score
3	A	South Carolina	38 92	36	A	North Carolina St.	56 81	51	A	Iowa	51 84	132	A	Old Dominion	58 61
23	H	Temple	71 65	41	A	James Madison	50 71	91	A	FGCU	49 60	136	N	Maine	58 49
				50	A	Northwestern	48 67					227	N	Samford	63 57
												241	H	Richmond	72 45
												248	H	UMES	65 68
												262	A	Norfolk St.	58 57
												269	H	Coppin St.	78 54
												272	A	Savannah St.	51 55
												272	H	Savannah St.	75 46
												277	H	N.C. A&T	64 57
												312	N	Saint Peter's	71 42
												322	N	Lafayette	58 55
												342	H	South Carolina St.	80 46
												344	A	Delaware St.	83 52
												345	H	N.C. Central	60 36
LAST 12 Division I GAMES:															
272	A	Savannah St.	51 55	272	H	Savannah St.	75 46								
248	H	UMES	65 68	342	H	South Carolina St.	80 46								
269	H	Coppin St.	78 54	277	H	N.C. A&T	64 57								
262	A	Norfolk St.	58 57	227	N	Samford	63 57								
345	H	N.C. Central	60 36	91	A	FGCU	49 60								
344	A	Delaware St.	83 52	132	A	Old Dominion	58 61								

Non-Div I Games:

Hampton

■ Loss, 
■ Non-Conf, S Site, 
■ Home 
■ Away 
N Neutral

Average RPI Win: <b>232</b>	WON-LOST	WINNING	LAST 10	STRENGTH OF	OPP. STRENGTH	TEAM	ADJ.	CONF.	ADJ CONF.
Average RPI Loss: <b>147</b>	RECORD	PCT. RANK	GAMES	SCHEDULE	OF SCHEDULE	RPI	RPI	RPI	RPI
DIV. I ONLY	14- 8	105	6- 4	241	216	151	151	22	22
DIV. I NON-CONF.	9- 4	85	2- 1	213	218	128	128	22	22
TOTALS	RPI 1-25	RPI 26-50	W-L RECORDS	RPI 51-100	RPI 101-150	RPI 150+			
14- 8	0- 0	0- 1	OVERALL	0- 2	1- 1	13- 4			
7- 3	0- 0	0- 1	HOME	0- 1	0- 0	7- 1			
5- 5	0- 0	0- 0	AWAY	0- 1	1- 1	4- 3			
2- 0	0- 0	0- 0	NEUTRAL	0- 0	0- 0	2- 0			
9- 4	0- 0	0- 1	NON-CONFERENCE	0- 1	1- 0	8- 2			
3- 3	0- 0	0- 1	HOME	0- 1	0- 0	3- 1			
4- 1	0- 0	0- 0	AWAY	0- 0	1- 0	3- 1			
2- 0	0- 0	0- 0	NEUTRAL	0- 0	0- 0	2- 0			
5- 4	0- 0	0- 0	CONFERENCE	0- 1	0- 1	5- 2			
4- 0	0- 0	0- 0	HOME	0- 0	0- 0	4- 0			
1- 4	0- 0	0- 0	AWAY	0- 1	0- 1	1- 2			
0- 0	0- 0	0- 0	NEUTRAL	0- 0	0- 0	0- 0			

RPI S	Opponent	Score	RPI S	Opponent	Score	RPI S	Opponent	Score	RPI S	Opponent	Score	Team's RPI: 151
48	H Quinnipiac	59 <b>82</b>	91	H FGCU	63 <b>70</b>	112	A Delaware	67 66				
			94	A New Hampshire	50 <b>58</b>	136	A Maine	62 <b>73</b>				
						161	A Albany (NY)	71 <b>82</b>				
						170	H Providence	65 <b>77</b>				
						177	H Boston College	65 56				
						181	A Hofstra	69 67				
						194	H Sacred Heart	81 64				
						199	A Siena	80 76				
						205	H Binghamton	76 73				
						216	A Niagara	62 <b>75</b>				
						224	N Monmouth	75 72				
						230	A UMBC	80 73				
						254	H Stony Brook	65 52				
						260	A Vermont	70 <b>76</b>				
						260	H Vermont	68 55				
						262	N Norfolk St.	61 51				
						295	H Massachusetts	75 56				
						311	A Central Conn. St.	68 58				
						338	H UMass Lowell	80 59				
LAST 12 Division I GAMES:												
260	A Vermont	70 <b>76</b>	338	H UMass Lowell	80 59							
161	A Albany (NY)	71 <b>82</b>	230	A UMBC	80 73							
205	H Binghamton	76 73	260	H Vermont	68 55							
94	A New Hampshire	50 <b>58</b>	181	A Hofstra	69 67							
254	H Stony Brook	65 52	112	A Delaware	67 66							
136	A Maine	62 <b>73</b>	48	H Quinnipiac	59 <b>82</b>							

Non-Div I Games:

Hartford

■ Loss, 
 ■ Non-Conf, 
 S Site, 
 ■ Home 
 ■ Away 
 N Neutral

Average RPI Win:	176	WON-LOST	WINNING	LAST 10	STRENGTH OF	OPP. STRENGTH	TEAM	ADJ.	CONF.	ADJ CONF.
Average RPI Loss:	115	RECORD	PCT. RANK	GAMES	SCHEDULE	OF SCHEDULE	RPI	RPI	RPI	RPI
DIV. I ONLY	16- 3	12	8- 2	125	138	35	35	9	9	
DIV. I NON-CONF.	12- 1	7	6- 0	146	179	24	24	9	9	
TOTALS	RPI 1-25	RPI 26-50	W-L RECORDS	RPI 51-100	RPI 101-150	RPI 150+				
16- 3	1- 0	0- 0	OVERALL	2- 1	2- 1	11- 1				
8- 0	1- 0	0- 0	HOME	1- 0	2- 0	4- 0				
6- 3	0- 0	0- 0	AWAY	0- 1	0- 1	6- 1				
2- 0	0- 0	0- 0	NEUTRAL	1- 0	0- 0	1- 0				
12- 1	1- 0	0- 0	NON-CONFERENCE	1- 1	1- 0	9- 0				
5- 0	1- 0	0- 0	HOME	0- 0	1- 0	3- 0				
5- 1	0- 0	0- 0	AWAY	0- 1	0- 0	5- 0				
2- 0	0- 0	0- 0	NEUTRAL	1- 0	0- 0	1- 0				
4- 2	0- 0	0- 0	CONFERENCE	1- 0	1- 1	2- 1				
3- 0	0- 0	0- 0	HOME	1- 0	1- 0	1- 0				
1- 2	0- 0	0- 0	AWAY	0- 0	0- 1	1- 1				
0- 0	0- 0	0- 0	NEUTRAL	0- 0	0- 0	0- 0				

RPI 1-25				RPI 26-50				Team's RPI: 35				RPI 51-100				RPI 101+			
RPI	S	Opponent	Score	RPI	S	Opponent	Score	RPI	S	Opponent	Score	RPI	S	Opponent	Score	RPI	S	Opponent	Score
23	H	Temple	73 62									54	A	Minnesota	87 103	118	A	Penn	43 63
												69	N	Buffalo	74 62	136	H	Maine	69 62
												92	H	Cornell	62 59	144	H	Columbia	70 68
																153	A	Kansas	69 59
																169	A	La Salle	66 64
																174	A	Princeton	58 63
																183	H	Fairfield	58 44
																194	A	Sacred Heart	68 60
																199	A	Siena	65 58
																214	A	Dartmouth	70 61
																214	H	Dartmouth	70 65
																225	N	UNC Asheville	79 62
																227	H	Samford	57 52
																274	A	Boston U.	65 52
																306	H	NJIT	59 38
LAST 12 Division I GAMES:																			
174	A	Princeton	58 63	214	H	Dartmouth	70 65												
118	A	Penn	43 63	69	N	Buffalo	74 62												
144	H	Columbia	70 68	225	N	UNC Asheville	79 62												
92	H	Cornell	62 59	199	A	Siena	65 58												
214	A	Dartmouth	70 61	153	A	Kansas	69 59												
169	A	La Salle	66 64	306	H	NJIT	59 38												

Non-Div I Games:

Harvard

■ Loss, 
■ Non-Conf, S Site, 
■ Home 
■ Away 
N Neutral

Average RPI Win:	277	WON-LOST	WINNING	LAST 10	STRENGTH OF	OPP. STRENGTH	TEAM	ADJ.	CONF.	ADJ CONF.
Average RPI Loss:	138	RECORD	PCT. RANK	GAMES	SCHEDULE	OF SCHEDULE	RPI	RPI	RPI	RPI
DIV. I ONLY	7- 13	249	5- 5	176	200	234	234	25	25	
DIV. I NON-CONF.	3- 8	262	1- 2	97	152	236	236	23	23	
TOTALS	RPI 1-25	RPI 26-50	W-L RECORDS	RPI 51-100	RPI 101-150	RPI 150+				
7- 13	0- 2	0- 1	OVERALL	0- 4	0- 0	7- 6				
6- 3	0- 1	0- 1	HOME	0- 0	0- 0	6- 1				
1- 10	0- 1	0- 0	AWAY	0- 4	0- 0	1- 5				
0- 0	0- 0	0- 0	NEUTRAL	0- 0	0- 0	0- 0				
3- 8	0- 2	0- 1	NON-CONFERENCE	0- 2	0- 0	3- 3				
3- 3	0- 1	0- 1	HOME	0- 0	0- 0	3- 1				
0- 5	0- 1	0- 0	AWAY	0- 2	0- 0	0- 2				
0- 0	0- 0	0- 0	NEUTRAL	0- 0	0- 0	0- 0				
4- 5	0- 0	0- 0	CONFERENCE	0- 2	0- 0	4- 3				
3- 0	0- 0	0- 0	HOME	0- 0	0- 0	3- 0				
1- 5	0- 0	0- 0	AWAY	0- 2	0- 0	1- 3				
0- 0	0- 0	0- 0	NEUTRAL	0- 0	0- 0	0- 0				

RPI 1-25				RPI 26-50				RPI 51-100				RPI 101+ Team's RPI: 234			
RPI	S	Opponent	Score	RPI	S	Opponent	Score	RPI	S	Opponent	Score	RPI	S	Opponent	Score
4	H	Mississippi St.	41 66	37	H	Oregon	49 86	75	A	Southern California	44 76	166	A	UC Riverside	45 63
12	A	UCLA	49 72					85	A	Boise St.	49 61	197	A	CSUN	56 67
								97	A	UC Davis	55 70	198	H	New Mexico St.	56 53
								100	A	Long Beach St.	57 68	206	H	San Jose St.	61 77
												222	H	Grand Canyon	51 47
												242	A	UC Santa Barbara	62 74
												268	A	Cal Poly	87 79
												268	H	Cal Poly	66 57
												288	A	CSU Bakersfield	51 58
												290	A	Nevada	59 67
												315	H	Youngstown St.	72 50
												327	H	UC Irvine	79 62
												339	H	Cal St. Fullerton	60 50
LAST 12 Division I GAMES:															
197	A	CSUN	56 67	339	H	Cal St. Fullerton	60 50	97	A	UC Davis	55 70				
166	A	UC Riverside	45 63	100	A	Long Beach St.	57 68	222	H	Grand Canyon	51 47				
268	H	Cal Poly	66 57	85	A	Boise St.	49 61	290	A	Nevada	59 67				
327	H	UC Irvine	79 62												
242	A	UC Santa Barbara	62 74												
268	A	Cal Poly	87 79												

Non-Div I Games: Hawaii Pacific 88 54

Hawaii

Loss, Non-Conf, S Site, H Home A Away N Neutral

High Points				Through Games Of Feb. 5, 1917						
Average RPI Win:	274	WON-LOST	WINNING	LAST 10	STRENGTH OF	OPP. STRENGTH	TEAM	ADJ.	CONF.	ADJ CONF.
Average RPI Loss:	194	RECORD	PCT. RANK	GAMES	SCHEDULE	OF SCHEDULE	RPI	RPI	RPI	RPI
DIV. I ONLY	6- 13	274	6- 4	233	314	292	292	28	28	
DIV. I NON-CONF.	0- 9	335	0- 2	164	265	337	337	28	28	
-----										
TOTALS	RPI 1-25	RPI 26-50		W-L RECORDS		RPI 51-100	RPI 101-150	RPI 150+		
6- 13	0- 0	0- 1		OVERALL		0- 1	0- 3	6- 8		
4- 5	0- 0	0- 1		HOME		0- 0	0- 1	4- 3		
2- 8	0- 0	0- 0		AWAY		0- 0	0- 0	2- 0		
0- 0	0- 0	0- 0		NEUTRAL		0- 0	0- 0	0- 0		
0- 9	0- 0	0- 1		NON-CONFERENCE		0- 1	0- 2	0- 5		
0- 4	0- 0	0- 1		HOME		0- 0	0- 1	0- 2		
0- 5	0- 0	0- 0		AWAY		0- 1	0- 1	0- 3		
0- 0	0- 0	0- 0		NEUTRAL		0- 0	0- 0	0- 0		
6- 4	0- 0	0- 0		CONFERENCE		0- 0	0- 1	6- 3		
4- 1	0- 0	0- 0		HOME		0- 0	0- 0	4- 1		
2- 3	0- 0	0- 0		AWAY		0- 0	0- 1	2- 2		
0- 0	0- 0	0- 0		NEUTRAL		0- 0	0- 0	0- 0		

RPI 1-25				RPI 26-50				RPI 51-100				RPI 101+				Team's RPI: 292	
RPI	S	Opponent	Score	RPI	S	Opponent	Score	RPI	S	Opponent	Score	RPI	S	Opponent	Score		
				45	H	Ohio	48 76	63	A	West Virginia	59 82	104	A	Ole Miss	62 73		
												127	A	Radford	56 59		
												135	H	Stetson	47 81		
												203	A	UAB	66 75		
												223	A	Campbell	33 58		
												225	A	UNC Asheville	76 60		
												225	H	UNC Asheville	81 70		
												243	H	Presbyterian	87 60		
												252	H	UNCG	67 69		
												262	H	Norfolk St.	60 63		
												267	A	Liberty	74 81		
												276	H	Charleston So.	68 74		
												281	A	Davidson	72 82		
												286	A	Western Caro.	64 73		
												291	H	Gardner-Webb	71 69		
												323	H	Winthrop	88 43		
												335	A	Longwood	80 49		
LAST 12 Division I GAMES:																	
				225	H	UNC Asheville	81 70	225	A	UNC Asheville	76 60						
				335	A	Longwood	80 49	276	H	Charleston So.	68 74						
				243	H	Presbyterian	87 60	267	A	Liberty	74 81						
				223	A	Campbell	33 58	323	H	Winthrop	88 43						
				291	H	Gardner-Webb	71 69	252	H	UNCG	67 69						
				127	A	Radford	56 59	286	A	Western Caro.	64 73						

Non-Div I Games:	Spring Hill	74	58	Brevard	89	42
------------------	-------------	----	----	---------	----	----

## High Point

Loss, Non-Conf, S Site, H Home A Away N Neutral

Average RPI Win: <b>200</b>	WON-LOST	WINNING	LAST 10	STRENGTH OF	OPP. STRENGTH	TEAM	ADJ.	CONF.	ADJ CONF.
Average RPI Loss: <b>124</b>	RECORD	PCT. RANK	GAMES	SCHEDULE	OF SCHEDULE	RPI	RPI	RPI	RPI
DIV. I ONLY	<b>9- 12</b>	<b>211</b>	<b>2- 8</b>	<b>113</b>	<b>170</b>	<b>181</b>	<b>181</b>	<b>8</b>	<b>8</b>
DIV. I NON-CONF.	<b>7- 4</b>	<b>114</b>	<b>1- 1</b>	<b>168</b>	<b>308</b>	<b>114</b>	<b>114</b>	<b>8</b>	<b>8</b>
TOTALS	RPI 1-25	RPI 26-50	W-L RECORDS	RPI 51-100	RPI 101-150	RPI 150+			
9- 12	0- 0	0- 3	OVERALL	1- 2	2- 2	6- 5			
5- 6	0- 0	0- 2	HOME	0- 0	1- 1	4- 3			
4- 6	0- 0	0- 1	AWAY	1- 2	1- 1	2- 2			
0- 0	0- 0	0- 0	NEUTRAL	0- 0	0- 0	0- 0			
7- 4	0- 0	0- 0	NON-CONFERENCE	1- 1	1- 1	5- 2			
4- 1	0- 0	0- 0	HOME	0- 0	0- 0	4- 1			
3- 3	0- 0	0- 0	AWAY	1- 1	1- 1	1- 1			
0- 0	0- 0	0- 0	NEUTRAL	0- 0	0- 0	0- 0			
2- 8	0- 0	0- 3	CONFERENCE	0- 1	1- 1	1- 3			
1- 5	0- 0	0- 2	HOME	0- 0	1- 1	0- 2			
1- 3	0- 0	0- 1	AWAY	0- 1	0- 0	1- 1			
0- 0	0- 0	0- 0	NEUTRAL	0- 0	0- 0	0- 0			

RPI S	Opponent	Score	RPI S	Opponent	Score	RPI S	Opponent	Score	RPI S	Opponent	Score	Team's RPI: 181
26	H Elon	53 <b>64</b>	69	A Buffalo	50 <b>74</b>	111	A Saint Joseph's	75 64				
41	A James Madison	57 <b>93</b>	73	A Drexel	43 <b>65</b>	112	H Delaware	56 <b>73</b>				
41	H James Madison	50 <b>61</b>	97	A UC Davis	64 60	121	A Navy	69 <b>78</b>				
						134	H William & Mary	64 61				
						151	H Hartford	67 <b>69</b>				
						162	A Towson	70 61				
						175	H American	72 67				
						178	A Col. of Charleston	55 <b>71</b>				
						182	H Northeastern	51 <b>53</b>				
						220	H UNCW	54 <b>56</b>				
						231	H Marist	62 42				
						254	A Stony Brook	67 64				
						278	A Sacramento St.	85 <b>97</b>				
						295	H Massachusetts	71 55				
						344	H Delaware St.	64 44				
LAST 12 Division I GAMES:												
134	H William & Mary	64 61	112	H Delaware	56 <b>73</b>							
41	H James Madison	50 <b>61</b>	162	A Towson	70 61							
26	H Elon	53 <b>64</b>	41	A James Madison	57 <b>93</b>							
178	A Col. of Charleston	55 <b>71</b>	182	H Northeastern	51 <b>53</b>							
73	A Drexel	43 <b>65</b>	151	H Hartford	67 <b>69</b>							
220	H UNCW	54 <b>56</b>	111	A Saint Joseph's	75 64							

Non-Div I Games:

Hofstra

■ Loss, 
 ■ Non-Conf, S Site, 
 ■ Home 
 ■ Away 
 N Neutral

Average RPI Win:	239	WON-LOST	WINNING	LAST 10	STRENGTH OF	OPP. STRENGTH	TEAM	ADJ.	CONF.	ADJ CONF.
Average RPI Loss:	177	RECORD	PCT. RANK	GAMES	SCHEDULE	OF SCHEDULE	RPI	RPI	RPI	RPI
DIV. I ONLY	6- 16	287	4- 6	229	256	304	304	23	23	
DIV. I NON-CONF.	2- 9	293	0- 1	295	244	339	339	25	25	
TOTALS	RPI 1-25	RPI 26-50	W-L RECORDS	RPI 51-100	RPI 101-150	RPI 150+				
6- 16	0- 1	0- 1	OVERALL	1- 2	0- 3	5- 9				
4- 7	0- 0	0- 1	HOME	1- 1	0- 2	3- 3				
2- 9	0- 1	0- 0	AWAY	0- 1	0- 1	2- 6				
0- 0	0- 0	0- 0	NEUTRAL	0- 0	0- 0	0- 0				
2- 9	0- 1	0- 1	NON-CONFERENCE	0- 1	0- 1	2- 5				
2- 3	0- 0	0- 1	HOME	0- 1	0- 1	2- 0				
0- 6	0- 1	0- 0	AWAY	0- 0	0- 0	0- 5				
0- 0	0- 0	0- 0	NEUTRAL	0- 0	0- 0	0- 0				
4- 7	0- 0	0- 0	CONFERENCE	1- 1	0- 2	3- 4				
2- 4	0- 0	0- 0	HOME	1- 0	0- 1	1- 3				
2- 3	0- 0	0- 0	AWAY	0- 1	0- 1	2- 1				
0- 0	0- 0	0- 0	NEUTRAL	0- 0	0- 0	0- 0				

RPI 1-25				RPI 26-50				RPI 51-100				RPI 101+				Team's RPI: 304	
RPI	S	Opponent	Score	RPI	S	Opponent	Score	RPI	S	Opponent	Score	RPI	S	Opponent	Score		
24	A	Arizona St.	33 63	48	H	Quinnipiac	55 78	59	A	Bucknell	48 77	121	A	Navy	56 57		
								59	H	Bucknell	63 51	121	H	Navy	71 73		
								83	H	Penn St.	48 84	149	H	Yale	70 71		
												172	H	Army West Point	59 67		
												175	A	American	61 60		
												214	A	Dartmouth	49 53		
												229	A	Colgate	52 70		
												229	H	Colgate	54 62		
												231	H	Marist	50 46		
												260	A	Vermont	52 63		
												265	A	Manhattan	56 60		
												274	H	Boston U.	49 66		
												293	A	Bryant	74 76		
												295	A	Massachusetts	66 69		
												310	H	Lehigh	65 47		
												322	A	Lafayette	67 61		
												338	H	UMass Lowell	62 47		
LAST 12 Division I GAMES:																	
				59	H	Bucknell	63 51	322	A	Lafayette	67 61						
				229	A	Colgate	52 70	59	A	Bucknell	48 77						
				121	H	Navy	71 73	229	H	Colgate	54 62						
				175	A	American	61 60	121	A	Navy	56 57						
				172	H	Army West Point	59 67	274	H	Boston U.	49 66						
				310	H	Lehigh	65 47	24	A	Arizona St.	33 63						

Non-Div I Games:

Holy Cross

■ Loss, 
 ■ Non-Conf, S Site, 
 ■ Home 
 ■ Away 
 N Neutral



Average RPI Win:	206	WON-LOST	WINNING	LAST 10	STRENGTH OF	OPP. STRENGTH	TEAM	ADJ.	CONF.	ADJ CONF.
Average RPI Loss:	93	RECORD	PCT. RANK	GAMES	SCHEDULE	OF SCHEDULE	RPI	RPI	RPI	RPI
DIV. I ONLY	9- 14	231	2- 8	79	90	163	163	5	5	
DIV. I NON-CONF.	7- 6	157	1- 1	156	233	151	151	5	5	
TOTALS	RPI 1-25	RPI 26-50	W-L RECORDS	RPI 51-100	RPI 101-150	RPI 150+				
9- 14	0- 2	0- 2	OVERALL	0- 3	3- 4	6- 3				
5- 6	0- 1	0- 1	HOME	0- 0	1- 3	4- 1				
4- 7	0- 1	0- 1	AWAY	0- 3	2- 0	2- 2				
0- 1	0- 0	0- 0	NEUTRAL	0- 0	0- 1	0- 0				
7- 6	0- 0	0- 0	NON-CONFERENCE	0- 3	1- 2	6- 1				
4- 2	0- 0	0- 0	HOME	0- 0	0- 1	4- 1				
3- 3	0- 0	0- 0	AWAY	0- 3	1- 0	2- 0				
0- 1	0- 0	0- 0	NEUTRAL	0- 0	0- 1	0- 0				
2- 8	0- 2	0- 2	CONFERENCE	0- 0	2- 2	0- 2				
1- 4	0- 1	0- 1	HOME	0- 0	1- 2	0- 0				
1- 4	0- 1	0- 1	AWAY	0- 0	1- 0	0- 2				
0- 0	0- 0	0- 0	NEUTRAL	0- 0	0- 0	0- 0				

RPI S Opponent	Score	RPI S Opponent	Score	RPI S Opponent	Score	RPI S Opponent	Score	Team's RPI: 163
1 A UConn	42 91	39 A Tulane	56 82	61 A Texas Tech	60 84	101 H SMU	45 66	
23 H Temple	57 69	39 H Tulane	49 57	80 A UNLV	53 64	102 H Mercer	60 64	
				100 A Long Beach St.	55 65	113 N Central Ark.	55 69	
						129 H Tulsa	71 66	
						133 A East Carolina	73 62	
						140 H UCF	48 62	
						150 A UTSA	56 49	
						157 A Cincinnati	64 85	
						168 A Memphis	65 66	
						178 H Col. of Charleston	79 63	
						180 H Texas St.	56 61	
						189 H Rutgers	53 51	
						191 A Louisiana	69 64	
						250 A UTRGV	68 52	
						302 H Alcorn	85 70	
						334 H Southeastern La.	83 80	
LAST 12 Division I GAMES:								
133 A East Carolina	73 62	39 A Tulane	56 82					
39 H Tulane	49 57	140 H UCF	48 62					
1 A UConn	42 91	157 A Cincinnati	64 85					
168 A Memphis	65 66	129 H Tulsa	71 66					
101 H SMU	45 66	302 H Alcorn	85 70					
23 H Temple	57 69	113 N Central Ark.	55 69					

Non-Div I Games:

Houston

■ Loss, 
■ Non-Conf, S Site, 
■ Home 
■ Away 
N Neutral

## Houston Baptist

Through Games Of Feb. 5, 2017

Average RPI Win:	328	WON-LOST	WINNING	LAST 10	STRENGTH OF	OPP. STRENGTH	TEAM	ADJ.	CONF.	ADJ CONF.
Average RPI Loss:	195	RECORD	PCT. RANK	GAMES	SCHEDULE	OF SCHEDULE	RPI	RPI	RPI	RPI
DIV. I ONLY	3- 15	324	3- 7	303	277	337	337	27	27	
DIV. I NON-CONF.	0- 8	335	0- 2	121	171	319	319	27	27	
TOTALS	RPI 1-25	RPI 26-50	W-L RECORDS	RPI 51-100	RPI 101-150	RPI 150+				
3- 15	0- 2	0- 0	OVERALL	0- 0	0- 4	3- 9				
3- 7	0- 0	0- 0	HOME	0- 0	0- 2	3- 5				
0- 8	0- 0	0- 0	AWAY	0- 0	0- 0	0- 2				
0- 0	0- 0	0- 0	NEUTRAL	0- 0	0- 0	0- 0				
0- 8	0- 2	0- 0	NON-CONFERENCE	0- 0	0- 2	0- 4				
0- 4	0- 0	0- 0	HOME	0- 0	0- 1	0- 3				
0- 4	0- 2	0- 0	AWAY	0- 0	0- 1	0- 1				
0- 0	0- 0	0- 0	NEUTRAL	0- 0	0- 0	0- 0				
3- 7	0- 0	0- 0	CONFERENCE	0- 0	0- 2	3- 5				
3- 3	0- 0	0- 0	HOME	0- 0	0- 1	3- 2				
0- 4	0- 0	0- 0	AWAY	0- 0	0- 1	0- 3				
0- 0	0- 0	0- 0	NEUTRAL	0- 0	0- 0	0- 0				

RPI 1-25				RPI 26-50				RPI 51-100				RPI 101+ Team's RPI: 337			
RPI	S	Opponent	Score	RPI	S	Opponent	Score	RPI	S	Opponent	Score	RPI	S	Opponent	Score
5	A	Baylor	43 118									110	A	SFA	49 86
9	A	Texas	46 98									113	H	Central Ark.	49 80
												120	A	Arkansas	40 101
												138	H	Oral Roberts	65 75
												176	H	Rice	53 79
												196	H	New Orleans	63 73
												207	H	Texas Southern	34 50
												261	A	McNeese	53 68
												287	A	UTEP	45 75
												305	H	A&M-Corpus Christi	56 51
												307	A	Nicholls St.	57 76
												332	H	La.-Monroe	65 77
												334	H	Southeastern La.	71 87
												336	A	Incarnate Word	54 69
												336	H	Incarnate Word	68 51
												343	H	Sam Houston St.	61 51
LAST 12 Division I GAMES:															
305	H	A&M-Corpus Christi	56 51	261	A	McNeese	53 68								
336	A	Incarnate Word	54 69	334	H	Southeastern La.	71 87								
307	A	Nicholls St.	57 76	343	H	Sam Houston St.	61 51								
196	H	New Orleans	63 73	110	A	SFA	49 86								
336	H	Incarnate Word	68 51	120	A	Arkansas	40 101								
113	H	Central Ark.	49 80	332	H	La.-Monroe	65 77								

Non-Div I Games: S'western Assemblie71 52 Arlington Baptist 75 55

Houston Baptist

Loss, Non-Conf, S Site, H Home A Away N Neutral

Average RPI Win:	306	WON-LOST	WINNING	LAST 10	STRENGTH OF	OPP. STRENGTH	TEAM	ADJ.	CONF.	ADJ CONF.
Average RPI Loss:	197	RECORD	PCT. RANK	GAMES	SCHEDULE	OF SCHEDULE	RPI	RPI	RPI	RPI
DIV. I ONLY	10- 10	168	8- 2	336	340	251	251	32	32	
DIV. I NON-CONF.	4- 8	230	2- 2	252	338	249	249	31	31	
TOTALS	RPI 1-25	RPI 26-50	W-L RECORDS	RPI 51-100	RPI 101-150	RPI 150+				
10- 10	0- 0	0- 1	OVERALL	0- 2	0- 0	10- 7				
6- 1	0- 0	0- 0	HOME	0- 0	0- 0	6- 1				
4- 9	0- 0	0- 1	AWAY	0- 2	0- 0	4- 6				
0- 0	0- 0	0- 0	NEUTRAL	0- 0	0- 0	0- 0				
4- 8	0- 0	0- 1	NON-CONFERENCE	0- 2	0- 0	4- 5				
2- 1	0- 0	0- 0	HOME	0- 0	0- 0	2- 1				
2- 7	0- 0	0- 1	AWAY	0- 2	0- 0	2- 4				
0- 0	0- 0	0- 0	NEUTRAL	0- 0	0- 0	0- 0				
6- 2	0- 0	0- 0	CONFERENCE	0- 0	0- 0	6- 2				
4- 0	0- 0	0- 0	HOME	0- 0	0- 0	4- 0				
2- 2	0- 0	0- 0	AWAY	0- 0	0- 0	2- 2				
0- 0	0- 0	0- 0	NEUTRAL	0- 0	0- 0	0- 0				

RPI 1-25				RPI 26-50				RPI 51-100				RPI 101+				Team's RPI: 251
RPI	S	Opponent	Score	RPI	S	Opponent	Score	RPI	S	Opponent	Score	RPI	S	Opponent	Score	
				28	A	Michigan	41 109	63	A	West Virginia	49 95	154	A	Brown	78 83	
								92	A	Cornell	55 67	157	A	Cincinnati	56 66	
												221	A	Robert Morris	42 59	
												248	A	UMES	72 71	
												260	H	Vermont	64 57	
												269	H	Coppin St.	66 58	
												272	H	Savannah St.	55 49	
												277	A	N.C. A&T	55 63	
												306	A	NJIT	55 70	
												320	A	St. Francis Brooklyn	78 63	
												321	H	Mt. St. Mary's	95 62	
												326	H	Ill.-Chicago	63 70	
												341	A	Florida A&M	51 55	
												341	H	Florida A&M	72 58	
												342	H	South Carolina St.	75 57	
												345	A	N.C. Central	73 50	
												346	A	Fairleigh Dickinson	71 68	
LAST 12 Division I GAMES:																
				341	A	Florida A&M	51 55	248	A	UMES	72 71					
				342	H	South Carolina St.	75 57	341	H	Florida A&M	72 58					
				272	H	Savannah St.	55 49	260	H	Vermont	64 57					
				345	A	N.C. Central	73 50	346	A	Fairleigh Dickinson	71 68					
				277	A	N.C. A&T	55 63	326	H	Ill.-Chicago	63 70					
				269	H	Coppin St.	66 58	306	A	NJIT	55 70					

Non-Div I Games:

Howard

IUPUI				STRENGTH OF SCHEDULE	OPP. STRENGTH OF SCHEDULE	TEAM RPI	ADJ. RPI	CONF. RPI	ADJ CONF. RPI
Average RPI Win:	195	WON-LOST RECORD	WINNING PCT. RANK						
Average RPI Loss:	83		LAST 10 GAMES						
DIV. I ONLY	15- 7	80	6- 4	130	137	76	76	11	11
DIV. I NON-CONF.	8- 3	67	0- 0	123	147	75	75	10	10
-----									
TOTALS	RPI 1-25	RPI 26-50	W-L RECORDS	RPI 51-100	RPI 101-150	RPI 150+			
15- 7	0- 0	1- 2	OVERALL	3- 3	2- 1	9- 1			
8- 2	0- 0	1- 1	HOME	1- 1	1- 0	5- 0			
7- 5	0- 0	0- 1	AWAY	2- 2	1- 1	4- 1			
0- 0	0- 0	0- 0	NEUTRAL	0- 0	0- 0	0- 0			
8- 3	0- 0	1- 1	NON-CONFERENCE	1- 2	1- 0	5- 0			
3- 2	0- 0	1- 1	HOME	0- 1	0- 0	2- 0			
5- 1	0- 0	0- 0	AWAY	1- 1	1- 0	3- 0			
0- 0	0- 0	0- 0	NEUTRAL	0- 0	0- 0	0- 0			
7- 4	0- 0	0- 1	CONFERENCE	2- 1	1- 1	4- 1			
5- 0	0- 0	0- 0	HOME	1- 0	1- 0	3- 0			
2- 4	0- 0	0- 1	AWAY	1- 1	0- 1	1- 1			
0- 0	0- 0	0- 0	NEUTRAL	0- 0	0- 0	0- 0			

RPI 1-25			RPI 26-50			RPI 51-100 Team's RPI: 76			RPI 101+		
RPI	S	Opponent	Score	RPI	S	Opponent	Score	RPI	S	Opponent	Score
30	H	Missouri	73 45	57	H	UNI	62 69	122	A	VCU	71 62
38	A	South Dakota St.	49 68	60	A	South Dakota	62 75	138	A	Oral Roberts	45 54
45	H	Ohio	65 71	79	A	Belmont	72 78	138	H	Oral Roberts	53 41
				90	A	Western Ill.	76 72	165	A	Omaha	44 64
				90	H	Western Ill.	66 52	165	H	Omaha	79 47
				95	A	Purdue	67 62	200	A	Indiana St.	45 35
								218	A	Miami (OH)	65 53
								257	H	Ga. Southern	83 57
								279	H	Tennessee Tech	77 63
								283	H	North Dakota St.	71 58
								303	H	Denver	71 49
								324	A	Fort Wayne	62 48
								326	A	Ill.-Chicago	67 57
LAST 12 Division I GAMES:											
138	A	Oral Roberts	45 54	303	H	Denver	71 49				
165	H	Omaha	79 47	38	A	South Dakota St.	49 68				
324	A	Fort Wayne	62 48	60	A	South Dakota	62 75				
90	A	Western Ill.	76 72	165	A	Omaha	44 64				
283	H	North Dakota St.	71 58	90	H	Western Ill.	66 52				
138	H	Oral Roberts	53 41	95	A	Purdue	67 62				

Non-Div I Games: Oakland City 95 62 Ind.-Northwest 89 36

IUPUI

■ Loss, 
 ■ Non-Conf, S Site, 
 ■ Home 
 ■ Away 
 N Neutral

Average RPI Win:	264	WON-LOST	WINNING	LAST 10	STRENGTH OF	OPP. STRENGTH	TEAM	ADJ.	CONF.	ADJ CONF.
Average RPI Loss:	87	RECORD	PCT. RANK	GAMES	SCHEDULE	OF SCHEDULE	RPI	RPI	RPI	RPI
DIV. I ONLY	10- 10	168	7- 3	171	173	141	141	18	18	
DIV. I NON-CONF.	3- 6	230	0- 0	21	85	87	87	18	18	
TOTALS	RPI 1-25	RPI 26-50	W-L RECORDS	RPI 51-100	RPI 101-150	RPI 150+				
10- 10	0- 2	0- 1	OVERALL	0- 4	1- 1	9- 2				
2- 2	0- 0	0- 0	HOME	0- 1	0- 0	2- 1				
8- 5	0- 0	0- 0	AWAY	0- 0	1- 0	7- 0				
0- 3	0- 1	0- 0	NEUTRAL	0- 2	0- 0	0- 0				
3- 6	0- 2	0- 1	NON-CONFERENCE	0- 2	1- 0	2- 1				
0- 0	0- 0	0- 0	HOME	0- 0	0- 0	0- 0				
3- 3	0- 1	0- 1	AWAY	0- 0	1- 0	2- 1				
0- 3	0- 1	0- 0	NEUTRAL	0- 2	0- 0	0- 0				
7- 4	0- 0	0- 0	CONFERENCE	0- 2	0- 1	7- 1				
2- 2	0- 0	0- 0	HOME	0- 1	0- 0	2- 1				
5- 2	0- 0	0- 0	AWAY	0- 1	0- 1	5- 0				
0- 0	0- 0	0- 0	NEUTRAL	0- 0	0- 0	0- 0				

RPI 1-25				RPI 26-50				RPI 51-100				RPI 101+ Team's RPI: 141			
RPI	S	Opponent	Score	RPI	S	Opponent	Score	RPI	S	Opponent	Score	RPI	S	Opponent	Score
6	N	Oregon St.	49 60	37	A	Oregon	70 73	57	N	UNI	74 76	103	A	Wyoming	74 71
8	A	Washington	53 105					65	A	Montana St.	64 80	143	A	Eastern Wash.	57 67
								65	H	Montana St.	61 66	190	H	Idaho St.	60 67
								80	N	UNLV	61 73	213	A	Seattle U	68 64
												222	A	Grand Canyon	60 64
												228	H	Weber St.	95 77
												253	A	Portland St.	72 66
												273	A	Southern Utah	85 68
												278	A	Sacramento St.	72 58
												296	A	Northern Ariz.	91 80
												328	A	Montana	86 59
												328	H	Montana	75 50
												339	A	Cal St. Fullerton	88 86
LAST 12 Division I GAMES:															
278	A	Sacramento St.	72 58	190	H	Idaho St.	60 67								
253	A	Portland St.	72 66	228	H	Weber St.	95 77								
328	H	Montana	75 50	65	A	Montana St.	64 80								
65	H	Montana St.	61 66	328	A	Montana	86 59								
296	A	Northern Ariz.	91 80	143	A	Eastern Wash.	57 67								
273	A	Southern Utah	85 68	37	A	Oregon	70 73								

Non-Div I Games: Lewis-Clark St. 85 49 Central Wash. 79 45

Idaho

Loss, Non-Conf, S Site, H Home A Away N Neutral

Average RPI Win:	252	WON-LOST	WINNING	LAST 10	STRENGTH OF	OPP. STRENGTH	TEAM	ADJ.	CONF.	ADJ CONF.
Average RPI Loss:	124	RECORD	PCT. RANK	GAMES	SCHEDULE	OF SCHEDULE	RPI	RPI	RPI	RPI
DIV. I ONLY	11- 9	143	6- 4	282	151	190	190	18	18	
DIV. I NON-CONF.	5- 5	165	1- 0	317	73	205	205	18	18	
TOTALS	RPI 1-25	RPI 26-50	W-L RECORDS	RPI 51-100	RPI 101-150	RPI 150+				
11- 9	0- 1	0- 1	OVERALL	1- 1	1- 3	9- 3				
6- 2	0- 0	0- 0	HOME	1- 0	0- 2	5- 0				
4- 6	0- 0	0- 0	AWAY	0- 0	1- 0	3- 0				
1- 1	0- 0	0- 1	NEUTRAL	0- 0	0- 0	1- 0				
5- 5	0- 1	0- 1	NON-CONFERENCE	0- 1	0- 0	5- 2				
3- 0	0- 0	0- 0	HOME	0- 0	0- 0	3- 0				
1- 4	0- 1	0- 0	AWAY	0- 1	0- 0	1- 2				
1- 1	0- 0	0- 1	NEUTRAL	0- 0	0- 0	1- 0				
6- 4	0- 0	0- 0	CONFERENCE	1- 0	1- 3	4- 1				
3- 2	0- 0	0- 0	HOME	1- 0	0- 2	2- 0				
3- 2	0- 0	0- 0	AWAY	0- 0	1- 1	2- 1				
0- 0	0- 0	0- 0	NEUTRAL	0- 0	0- 0	0- 0				

RPI 1-25				RPI 26-50				RPI 51-100				RPI 101+				Team's RPI: 190
RPI	S	Opponent	Score	RPI	S	Opponent	Score	RPI	S	Opponent	Score	RPI	S	Opponent	Score	
6	A	Oregon St.	38 61	41	N	James Madison	53 83	65	H	Montana St.	67 59	109	H	Northern Colo.	62 77	
								88	A	Colorado	56 85	139	H	North Dakota	62 65	
												141	A	Idaho	67 60	
												143	A	Eastern Wash.	41 58	
												158	A	Santa Clara	78 82	
												202	A	Utah St.	56 69	
												204	A	Wisconsin	42 35	
												228	A	Weber St.	43 50	
												228	H	Weber St.	57 52	
												273	A	Southern Utah	71 68	
												281	N	Davidson	70 58	
												296	A	Northern Ariz.	64 51	
												303	H	Denver	65 64	
												327	H	UC Irvine	65 54	
												328	H	Montana	61 43	
												331	H	Utah Valley	61 56	
LAST 12 Division I GAMES:																
273	A	Southern Utah	71 68	143	A	Eastern Wash.	41 58									
296	A	Northern Ariz.	64 51	228	A	Weber St.	43 50									
228	H	Weber St.	57 52	65	H	Montana St.	67 59									
139	H	North Dakota	62 65	328	H	Montana	61 43									
109	H	Northern Colo.	62 77	331	H	Utah Valley	61 56									
141	A	Idaho	67 60	303	H	Denver	65 64									

Non-Div I Games: Montana Tech 77 55

Idaho St.

■ Loss, 
■ Non-Conf, 
■ S Site, 
■ H Home 
■ A Away 
N Neutral

Average RPI Win:	285	WON-LOST	WINNING	LAST 10	STRENGTH OF	OPP. STRENGTH	TEAM	ADJ.	CONF.	ADJ CONF.
Average RPI Loss:	176	RECORD	PCT. RANK	GAMES	SCHEDULE	OF SCHEDULE	RPI	RPI	RPI	RPI
DIV. I ONLY	2- 19	338	1- 9	182	279	326	326	20	20	
DIV. I NON-CONF.	1- 8	314	0- 0	157	257	300	300	20	20	
TOTALS	RPI 1-25	RPI 26-50	W-L RECORDS	RPI 51-100	RPI 101-150	RPI 150+				
2- 19	0- 0	0- 2	OVERALL	0- 4	0- 2	2- 11				
1- 10	0- 0	0- 1	HOME	0- 1	0- 1	1- 7				
1- 9	0- 0	0- 1	AWAY	0- 3	0- 1	1- 4				
0- 0	0- 0	0- 0	NEUTRAL	0- 0	0- 0	0- 0				
1- 8	0- 0	0- 1	NON-CONFERENCE	0- 4	0- 0	1- 3				
0- 4	0- 0	0- 0	HOME	0- 1	0- 0	0- 3				
1- 4	0- 0	0- 1	AWAY	0- 3	0- 0	1- 0				
0- 0	0- 0	0- 0	NEUTRAL	0- 0	0- 0	0- 0				
1- 11	0- 0	0- 1	CONFERENCE	0- 0	0- 2	1- 8				
1- 6	0- 0	0- 1	HOME	0- 0	0- 1	1- 4				
0- 5	0- 0	0- 0	AWAY	0- 0	0- 1	0- 4				
0- 0	0- 0	0- 0	NEUTRAL	0- 0	0- 0	0- 0				

RPI S	Opponent	Score	RPI S	Opponent	Score	RPI S	Opponent	Score	RPI S	Opponent	Score	Team's RPI: 326
34	H Green Bay	65 79	70	A Virginia	39 76	142	H Wright St.	54 73				
50	A Northwestern	44 88	76	H IUPUI	57 67	146	A Detroit	76 98				
			82	A Central Mich.	55 77	160	A Oakland	58 81				
			87	A Toledo	51 79	171	A Milwaukee	55 83				
						171	H Milwaukee	65 88				
						195	A Cleveland St.	59 77				
						195	H Cleveland St.	59 63				
						226	H Bradley	56 65				
						251	A Howard	70 63				
						266	H Northern Ky.	37 58				
						315	A Youngstown St.	54 70				
						315	H Youngstown St.	59 65				
						318	H Illinois St.	52 59				
						319	H Valparaiso	74 60				
						324	H Fort Wayne	55 61				
LAST 12 Division I GAMES:												
315	H Youngstown St.	59 65	195	A Cleveland St.	59 77							
195	H Cleveland St.	59 63	315	A Youngstown St.	54 70							
319	H Valparaiso	74 60	34	H Green Bay	65 79							
266	H Northern Ky.	37 58	171	H Milwaukee	65 88							
142	H Wright St.	54 73	146	A Detroit	76 98							
171	A Milwaukee	55 83	160	A Oakland	58 81							

Non-Div I Games: Lake Forest 84 48 Robert Morris (IL) 106 58

Ill.-Chicago

Loss, Non-Conf, S Site, H Home A Away N Neutral

Average RPI Win:	198	WON-LOST	WINNING	LAST 10	STRENGTH OF	OPP. STRENGTH	TEAM	ADJ.	CONF.	ADJ CONF.
Average RPI Loss:	76	RECORD	PCT. RANK	GAMES	SCHEDULE	OF SCHEDULE	RPI	RPI	RPI	RPI
DIV. I ONLY	8- 16	257	2- 8	45	95	193	193	6	6	
DIV. I NON-CONF.	5- 8	218	0- 1	64	271	202	202	6	6	
TOTALS	RPI 1-25	RPI 26-50	W-L RECORDS	RPI 51-100	RPI 101-150	RPI 150+				
8- 16	0- 1	0- 4	OVERALL	2- 8	1- 1	5- 2				
8- 7	0- 1	0- 1	HOME	2- 2	1- 1	5- 2				
0- 9	0- 0	0- 3	AWAY	0- 6	0- 0	0- 0				
0- 0	0- 0	0- 0	NEUTRAL	0- 0	0- 0	0- 0				
5- 8	0- 0	0- 1	NON-CONFERENCE	1- 4	1- 1	3- 2				
5- 4	0- 0	0- 0	HOME	1- 1	1- 1	3- 2				
0- 4	0- 0	0- 1	AWAY	0- 3	0- 0	0- 0				
0- 0	0- 0	0- 0	NEUTRAL	0- 0	0- 0	0- 0				
3- 8	0- 1	0- 3	CONFERENCE	1- 4	0- 0	2- 0				
3- 3	0- 1	0- 1	HOME	1- 1	0- 0	2- 0				
0- 5	0- 0	0- 2	AWAY	0- 3	0- 0	0- 0				
0- 0	0- 0	0- 0	NEUTRAL	0- 0	0- 0	0- 0				

RPI S	Opponent	Score	RPI S	Opponent	Score	RPI S	Opponent	Score	RPI S	Opponent	Score	Team's RPI: 193
17	H Maryland	49 94	28	H Michigan	70 86	51	A Iowa	58 78	102	H Mercer	33 51	
			31	A Ohio St.	64 88	51	H Iowa	70 65	142	H Wright St.	76 72	
			45	A Ohio	68 80	52	A George Washington	56 72	168	H Memphis	54 64	
			46	A Michigan St.	47 71	54	A Minnesota	50 78	179	H Nebraska	79 59	
						58	H Wake Forest	70 79	189	H Rutgers	78 41	
						60	A South Dakota	68 77	245	H Marshall	53 55	
						82	A Central Mich.	51 82	294	H Ark.-Pine Bluff	70 58	
						83	A Penn St.	66 82	317	H USC Upstate	77 57	
						91	H FGCU	82 73	324	H Fort Wayne	56 33	
						95	H Purdue	64 72				
LAST 12 Division I GAMES:												
95	H Purdue	64 72	179	H Nebraska	79 59							
28	H Michigan	70 86	51	A Iowa	58 78							
83	A Penn St.	66 82	189	H Rutgers	78 41							
17	H Maryland	49 94	46	A Michigan St.	47 71							
31	A Ohio St.	64 88	51	H Iowa	70 65							
54	A Minnesota	50 78	45	A Ohio	68 80							

Non-Div I Games:

Illinois



Average RPI Win:	293	WON-LOST	WINNING	LAST 10	STRENGTH OF	OPP. STRENGTH	TEAM	ADJ.	CONF.	ADJ CONF.
Average RPI Loss:	151	RECORD	PCT. RANK	GAMES	SCHEDULE	OF SCHEDULE	RPI	RPI	RPI	RPI
DIV. I ONLY	6- 16	287	2- 8	288	163	318	318	16	16	
DIV. I NON-CONF.	3- 8	262	0- 1	275	173	305	305	14	14	
TOTALS	RPI 1-25	RPI 26-50	W-L RECORDS	RPI 51-100	RPI 101-150	RPI 150+				
6- 16	0- 1	0- 1	OVERALL	0- 3	0- 1	6- 10				
5- 8	0- 0	0- 1	HOME	0- 1	0- 1	5- 5				
1- 8	0- 1	0- 0	AWAY	0- 2	0- 0	1- 5				
0- 0	0- 0	0- 0	NEUTRAL	0- 0	0- 0	0- 0				
3- 8	0- 1	0- 0	NON-CONFERENCE	0- 2	0- 1	3- 4				
2- 4	0- 0	0- 0	HOME	0- 0	0- 1	2- 3				
1- 4	0- 1	0- 0	AWAY	0- 2	0- 0	1- 1				
0- 0	0- 0	0- 0	NEUTRAL	0- 0	0- 0	0- 0				
3- 8	0- 0	0- 1	CONFERENCE	0- 1	0- 0	3- 6				
3- 4	0- 0	0- 1	HOME	0- 1	0- 0	3- 2				
0- 4	0- 0	0- 0	AWAY	0- 0	0- 0	0- 4				
0- 0	0- 0	0- 0	NEUTRAL	0- 0	0- 0	0- 0				

RPI 1-25				RPI 26-50				RPI 51-100				RPI 101+				Team's RPI: 318	
RPI	S	Opponent	Score	RPI	S	Opponent	Score	RPI	S	Opponent	Score	RPI	S	Opponent	Score		
24	A	Arizona St.	40 76	32	H	Drake	36 87	57	H	UNI	40 78	149	H	Yale	45 59		
								77	A	Northern Ill.	66 108	152	A	Missouri St.	60 65		
								90	A	Western Ill.	50 80	155	H	George Mason	46 72		
												171	H	Milwaukee	60 68		
												185	H	Southern Ill.	56 63		
												192	A	Wichita St.	45 67		
												200	A	Indiana St.	49 63		
												200	H	Indiana St.	47 65		
												204	H	Wisconsin	46 64		
												208	A	SIUE	80 92		
												226	H	Bradley	71 63		
												270	H	Evansville	71 58		
												299	H	Eastern Ill.	60 49		
												316	A	Loyola Chicago	61 64		
												316	H	Loyola Chicago	63 51		
												319	H	Valparaiso	77 56		
												326	A	Ill.-Chicago	59 52		
LAST 12 Division I GAMES:																	
316	H	Loyola Chicago	63 51	32	H	Drake	36 87										
200	H	Indiana St.	47 65	57	H	UNI	40 78										
185	H	Southern Ill.	56 63	200	A	Indiana St.	49 63										
270	H	Evansville	71 58	316	A	Loyola Chicago	61 64										
192	A	Wichita St.	45 67	226	H	Bradley	71 63										
152	A	Missouri St.	60 65	208	A	SIUE	80 92										

Non-Div I Games:

Illinois St.

Average RPI Win: 328		WON-LOST	WINNING	LAST 10	STRENGTH OF	OPP. STRENGTH	TEAM	ADJ.	CONF.	ADJ CONF.
Average RPI Loss: 202		RECORD	PCT. RANK	GAMES	SCHEDULE	OF SCHEDULE	RPI	RPI	RPI	RPI
DIV. I ONLY		4- 16	315	3- 7	326	308	336	336	27	27
DIV. I NON-CONF.		0- 9	335	0- 0	331	221	349	349	27	27
TOTALS		RPI 1-25	RPI 26-50		W-L RECORDS		RPI 51-100	RPI 101-150	RPI 150+	
4- 16	0- 0	0- 0		OVERALL		0- 0	0- 5	4- 11		
2- 6	0- 0	0- 0		HOME		0- 0	0- 2	2- 4		
2- 8	0- 0	0- 0		AWAY		0- 0	0- 0	2- 0		
0- 2	0- 0	0- 0		NEUTRAL		0- 0	0- 0	0- 2		
0- 9	0- 0	0- 0		NON-CONFERENCE		0- 0	0- 1	0- 8		
0- 2	0- 0	0- 0		HOME		0- 0	0- 0	0- 2		
0- 5	0- 0	0- 0		AWAY		0- 0	0- 1	0- 4		
0- 2	0- 0	0- 0		NEUTRAL		0- 0	0- 0	0- 2		
4- 7	0- 0	0- 0		CONFERENCE		0- 0	0- 4	4- 3		
2- 4	0- 0	0- 0		HOME		0- 0	0- 2	2- 2		
2- 3	0- 0	0- 0		AWAY		0- 0	0- 2	2- 1		
0- 0	0- 0	0- 0		NEUTRAL		0- 0	0- 0	0- 0		

RPI 1-25				RPI 26-50				RPI 51-100				RPI 101+				Team's RPI: 336	
RPI	S	Opponent	Score	RPI	S	Opponent	Score	RPI	S	Opponent	Score	RPI	S	Opponent	Score		
												110	H	SFA	75	94	
												113	A	Central Ark.	50	63	
												124	A	TCU	40	88	
												128	A	Lamar University	54	83	
												131	H	Abilene Christian	66	75	
												176	H	Rice	43	60	
												180	A	Texas St.	50	67	
												192	A	Wichita St.	63	73	
												196	H	New Orleans	67	71	
												201	A	North Texas	61	84	
												202	N	Utah St.	46	79	
												244	N	Murray St.	68	72	
												264	H	Eastern Mich.	47	66	
												301	H	Northwestern St.	74	76	
												307	A	Nicholls St.	78	52	
												328	A	Montana	56	61	
												334	A	Southeastern La.	85	76	
												334	H	Southeastern La.	96	56	
												337	A	Houston Baptist	51	68	
												337	H	Houston Baptist	69	54	
LAST 12 Division I GAMES:																	
				337	H	Houston Baptist	69 54	128	A	Lamar University	54 83						
				113	A	Central Ark.	50 63	196	H	New Orleans	67 71						
				131	H	Abilene Christian	66 75	301	H	Northwestern St.	74 76						
				110	H	SFA	75 94	334	A	Southeastern La.	85 76						
				334	H	Southeastern La.	96 56	307	A	Nicholls St.	78 52						
				337	A	Houston Baptist	51 68	192	A	Wichita St.	63 73						

**Non-Div I Games:**      LSU-Alexandria      106   79      Tex. A&M-Kingsville 79   66

Incarnate Word

Loss, Non-Conf, S Site, H Home A Away N Neutral

## Indiana

Through Games Of Feb. 5, 2017

Average RPI Win:	171	WON-LOST	WINNING	LAST 10	STRENGTH OF	OPP. STRENGTH	TEAM	ADJ.	CONF.	ADJ CONF.
Average RPI Loss:	39	RECORD	PCT. RANK	GAMES	SCHEDULE	OF SCHEDULE	RPI	RPI	RPI	RPI
DIV. I ONLY	15- 8	88	5- 5	75	68	53	53	6	6	
DIV. I NON-CONF.	10- 3	54	2- 0	251	67	80	80	6	6	
TOTALS	RPI 1-25	RPI 26-50	W-L RECORDS	RPI 51-100	RPI 101-150	RPI 150+				
15- 8	0- 2	0- 5	OVERALL	6- 1	1- 0	8- 0				
9- 2	0- 1	0- 1	HOME	3- 0	1- 0	5- 0				
4- 6	0- 1	0- 4	AWAY	2- 1	0- 0	2- 0				
2- 0	0- 0	0- 0	NEUTRAL	1- 0	0- 0	1- 0				
10- 3	0- 1	0- 1	NON-CONFERENCE	2- 1	1- 0	7- 0				
6- 0	0- 0	0- 0	HOME	0- 0	1- 0	5- 0				
2- 3	0- 1	0- 1	AWAY	1- 1	0- 0	1- 0				
2- 0	0- 0	0- 0	NEUTRAL	1- 0	0- 0	1- 0				
5- 5	0- 1	0- 4	CONFERENCE	4- 0	0- 0	1- 0				
3- 2	0- 1	0- 1	HOME	3- 0	0- 0	0- 0				
2- 3	0- 0	0- 3	AWAY	1- 0	0- 0	1- 0				
0- 0	0- 0	0- 0	NEUTRAL	0- 0	0- 0	0- 0				

RPI 1-25				RPI 26-50				RPI 51-100 Team's RPI: 53				RPI 101+			
RPI	S	Opponent	Score	RPI	S	Opponent	Score	RPI	S	Opponent	Score	RPI	S	Opponent	Score
17	H	Maryland	56 92	28	A	Michigan	74 78	54	H	Minnesota	78 62	107	H	Vanderbilt	94 61
25	A	Auburn	67 71	31	H	Ohio St.	82 92	64	N	Florida	102 88	160	H	Oakland	84 59
				36	A	North Carolina St.	70 84	81	A	Western Ky.	74 85	201	A	North Texas	94 64
				46	A	Michigan St.	60 69	83	A	Penn St.	89 70	204	A	Wisconsin	78 54
				50	A	Northwestern	67 80	83	H	Penn St.	72 66	243	H	Presbyterian	71 37
								95	A	Chattanooga	79 76	254	N	Stony Brook	74 60
								95	H	Purdue	74 60	266	H	Northern Ky.	100 49
												319	H	Valparaiso	87 58
												338	H	UMass Lowell	79 45
LAST 12 Division I GAMES:															
17	H	Maryland	56 92	28	A	Michigan	74 78								
46	A	Michigan St.	60 69	54	H	Minnesota	78 62								
204	A	Wisconsin	78 54	31	H	Ohio St.	82 92								
83	H	Penn St.	72 66	83	A	Penn St.	89 70								
95	H	Purdue	74 60	254	N	Stony Brook	74 60								
50	A	Northwestern	67 80	64	N	Florida	102 88								

Non-Div I Games:

Indiana

■ Loss, 
■ Non-Conf, S Site, 
■ Home 
■ Away 
N Neutral

Average RPI Win:	232	WON-LOST	WINNING	LAST 10	STRENGTH OF	OPP. STRENGTH	TEAM	ADJ.	CONF.	ADJ CONF.
Average RPI Loss:	160	RECORD	PCT. RANK	GAMES	SCHEDULE	OF SCHEDULE	RPI	RPI	RPI	RPI
DIV. I ONLY	11- 11	168	5- 5	302	140	200	200	16	16	
DIV. I NON-CONF.	6- 5	148	1- 0	302	100	171	171	14	14	
TOTALS	RPI 1-25	RPI 26-50	W-L RECORDS	RPI 51-100	RPI 101-150	RPI 150+				
11- 11	0- 0	0- 2	OVERALL	0- 2	2- 0	9- 7				
4- 3	0- 0	0- 0	HOME	0- 1	1- 0	3- 2				
7- 8	0- 0	0- 2	AWAY	0- 1	1- 0	6- 5				
0- 0	0- 0	0- 0	NEUTRAL	0- 0	0- 0	0- 0				
6- 5	0- 0	0- 1	NON-CONFERENCE	0- 1	2- 0	4- 3				
2- 1	0- 0	0- 0	HOME	0- 1	1- 0	1- 0				
4- 4	0- 0	0- 1	AWAY	0- 0	1- 0	3- 3				
0- 0	0- 0	0- 0	NEUTRAL	0- 0	0- 0	0- 0				
5- 6	0- 0	0- 1	CONFERENCE	0- 1	0- 0	5- 4				
2- 2	0- 0	0- 0	HOME	0- 0	0- 0	2- 2				
3- 4	0- 0	0- 1	AWAY	0- 1	0- 0	3- 2				
0- 0	0- 0	0- 0	NEUTRAL	0- 0	0- 0	0- 0				

RPI 1-25	RPI 26-50	RPI 51-100	RPI 101+	Team's RPI: 200
RPI S Opponent Score	RPI S Opponent Score	RPI S Opponent Score	RPI S Opponent Score	Score
	30  Missouri 48  77	57  UNI 47  59	119  Saint Louis 70 67	
	32  Drake 62  76	76  IUPUI 35  45	129  Tulsa 72 68	
			152  Missouri St. 46  49	
			157  Cincinnati 63 55	
			165  Omaha 45  72	
			185  Southern Ill. 68 53	
			192  Wichita St. 42  56	
			218  Miami (OH) 62 54	
			226  Bradley 41  54	
			226  Bradley 58 51	
			233  Butler 48  66	
			266  Northern Ky. 58 38	
			270  Evansville 41  57	
			299  Eastern Ill. 88 61	
			316  Loyola Chicago 48 38	
			318  Illinois St. 65 47	
			318  Illinois St. 63 49	
			330  Fla. Atlantic 67  70	
LAST 12 Division I GAMES:				
226  Bradley 41  54	316  Loyola Chicago 48 38			
318  Illinois St. 65 47	318  Illinois St. 63 49			
152  Missouri St. 46  49	226  Bradley 58 51			
192  Wichita St. 42  56	185  Southern Ill. 68 53			
32  Drake 62  76	270  Evansville 41  57			
57  UNI 47  59	129  Tulsa 72 68			

Non-Div I Games:

Indiana St.

Loss, Non-Conf, S Site, Home Away N Neutral

Average RPI Win:	212	WON-LOST	WINNING	LAST 10	STRENGTH OF	OPP. STRENGTH	TEAM	ADJ.	CONF.	ADJ CONF.
Average RPI Loss:	157	RECORD	PCT. RANK	GAMES	SCHEDULE	OF SCHEDULE	RPI	RPI	RPI	RPI
DIV. I ONLY	15- 8	88	8- 2	249	181	147	147	17	17	
DIV. I NON-CONF.	5- 4	143	0- 0	163	140	147	147	17	17	
TOTALS	RPI 1-25	RPI 26-50	W-L RECORDS	RPI 51-100	RPI 101-150	RPI 150+				
15- 8	0- 0	1- 0	OVERALL	0- 1	3- 3	11- 4				
9- 3	0- 0	1- 0	HOME	0- 0	2- 1	6- 2				
6- 5	0- 0	0- 0	AWAY	0- 1	1- 2	5- 2				
0- 0	0- 0	0- 0	NEUTRAL	0- 0	0- 0	0- 0				
5- 4	0- 0	0- 0	NON-CONFERENCE	0- 1	3- 2	2- 1				
4- 1	0- 0	0- 0	HOME	0- 0	2- 1	2- 0				
1- 3	0- 0	0- 0	AWAY	0- 1	1- 1	0- 1				
0- 0	0- 0	0- 0	NEUTRAL	0- 0	0- 0	0- 0				
10- 4	0- 0	1- 0	CONFERENCE	0- 0	0- 1	9- 3				
5- 2	0- 0	1- 0	HOME	0- 0	0- 0	4- 2				
5- 2	0- 0	0- 0	AWAY	0- 0	0- 1	5- 1				
0- 0	0- 0	0- 0	NEUTRAL	0- 0	0- 0	0- 0				

RPI 1-25			RPI 26-50			RPI 51-100			RPI 101+ Team's RPI: 147		
RPI	S	Opponent	Score	RPI	S	Opponent	Score	RPI	S	Opponent	Score
				48	H	Quinnipiac	58 44	83	A	Penn St.	67 80
								108	H	Duquesne	58 61
								111	H	Saint Joseph's	58 57
								115	H	Fordham	55 46
								121	A	Navy	68 73
								122	A	VCU	59 57
								126	A	Rider	65 85
								183	A	Fairfield	59 68
								199	H	Siena	46 58
								201	A	North Texas	55 66
								216	A	Niagara	65 55
								216	H	Niagara	68 61
								224	H	Monmouth	60 54
								231	A	Marist	48 37
								231	H	Marist	62 68
								238	A	Canisius	58 45
								238	H	Canisius	55 52
								254	H	Stony Brook	57 46
								265	A	Manhattan	76 62
								265	H	Manhattan	70 53
								312	A	Saint Peter's	66 58
								320	H	St. Francis Brooklyn	62 46
LAST 12 Division I GAMES:											
238	A	Canisius	58 45	231	H	Marist	62 68				
216	A	Niagara	65 55	216	H	Niagara	68 61				
48	H	Quinnipiac	58 44	199	H	Siena	46 58				
231	A	Marist	48 37	312	A	Saint Peter's	66 58				
224	H	Monmouth	60 54	126	A	Rider	65 85				
265	A	Manhattan	76 62	238	H	Canisius	55 52				

Non-Div I Games:

Iona

Average RPI Win:	145	WON-LOST	WINNING	LAST 10	STRENGTH OF	OPP. STRENGTH	TEAM	ADJ.	CONF.	ADJ CONF.
Average RPI Loss:	47	RECORD	PCT. RANK	GAMES	SCHEDULE	OF SCHEDULE	RPI	RPI	RPI	RPI
DIV. I ONLY	14- 9	117	5- 5	33	49	51	51	6	6	
DIV. I NON-CONF.	9- 4	85	1- 1	7	62	33	33	6	6	
TOTALS	RPI 1-25	RPI 26-50	W-L RECORDS	RPI 51-100	RPI 101-150	RPI 150+				
14- 9	0- 4	1- 3	OVERALL	3- 1	3- 0	7- 1				
11- 3	0- 2	0- 1	HOME	3- 0	2- 0	6- 0				
2- 5	0- 1	0- 2	AWAY	0- 1	1- 0	1- 1				
1- 1	0- 1	1- 0	NEUTRAL	0- 0	0- 0	0- 0				
9- 4	0- 2	1- 2	NON-CONFERENCE	2- 0	3- 0	3- 0				
7- 2	0- 1	0- 1	HOME	2- 0	2- 0	3- 0				
1- 1	0- 0	0- 1	AWAY	0- 0	1- 0	0- 0				
1- 1	0- 1	1- 0	NEUTRAL	0- 0	0- 0	0- 0				
5- 5	0- 2	0- 1	CONFERENCE	1- 1	0- 0	4- 1				
4- 1	0- 1	0- 0	HOME	1- 0	0- 0	3- 0				
1- 4	0- 1	0- 1	AWAY	0- 1	0- 0	1- 1				
0- 0	0- 0	0- 0	NEUTRAL	0- 0	0- 0	0- 0				

RPI 1-25				RPI 26-50				RPI 51-100				Team's RPI: 51		RPI 101+			
RPI	S	Opponent	Score	RPI	S	Opponent	Score	RPI	S	Opponent	Score			RPI	S	Opponent	Score
2	H	Notre Dame	58 73	28	A	Michigan	70 72	54	H	Minnesota	80 65			106	H	Kent St.	83 48
12	N	UCLA	65 78	32	A	Drake	76 81	57	H	UNI	88 39			138	H	Oral Roberts	96 76
17	A	Maryland	81 100	38	H	South Dakota St.	64 66	71	H	Iowa St.	88 76			139	A	North Dakota	75 60
17	H	Maryland	82 98	41	N	James Madison	90 75	83	A	Penn St.	58 71			156	H	Hampton	84 51
														179	H	Nebraska	75 72
														189	A	Rutgers	71 59
														189	H	Rutgers	71 57
														193	A	Illinois	65 70
														193	H	Illinois	78 58
														221	H	Robert Morris	81 60
														295	H	Massachusetts	71 30
LAST 12 Division I GAMES:																	
				28	A	Michigan	70 72	193				H	Illinois	78 58			
				189	H	Rutgers	71 57	83				A	Penn St.	58 71			
				17	A	Maryland	81 100	179				H	Nebraska	75 72			
				54	H	Minnesota	80 65	193				A	Illinois	65 70			
				189	A	Rutgers	71 59	106				H	Kent St.	83 48			
				17	H	Maryland	82 98	32				A	Drake	76 81			

Non-Div I Games:

Iowa

■ Loss, 
 ■ Non-Conf, S Site, 
 ■ Home 
 ■ Away 
 N Neutral

Average RPI Win: 161		WON-LOST	WINNING	LAST 10	STRENGTH OF	OPP. STRENGTH	TEAM	ADJ.	CONF.	ADJ CONF.
Average RPI Loss: 35		RECORD	PCT. RANK	GAMES	SCHEDULE	OF SCHEDULE	RPI	RPI	RPI	RPI
DIV. I ONLY		13- 10	135	4- 6	19	51	71	71	4	4
DIV. I NON-CONF.		9- 2	37	0- 0	67	222	55	55	3	3
TOTALS		RPI 1-25	RPI 26-50		W-L RECORDS		RPI 51-100	RPI 101-150	RPI 150+	
13- 10	1- 6	1- 0		OVERALL		3- 3	1- 1	7- 0		
12- 4	1- 4	1- 0		HOME		2- 0	1- 0	7- 0		
1- 6	0- 2	0- 0		AWAY		1- 3	0- 1	0- 0		
0- 0	0- 0	0- 0		NEUTRAL		0- 0	0- 0	0- 0		
9- 2	0- 1	1- 0		NON-CONFERENCE		2- 1	0- 0	6- 0		
9- 1	0- 1	1- 0		HOME		2- 0	0- 0	6- 0		
0- 1	0- 0	0- 0		AWAY		0- 1	0- 0	0- 0		
0- 0	0- 0	0- 0		NEUTRAL		0- 0	0- 0	0- 0		
4- 8	1- 5	0- 0		CONFERENCE		1- 2	1- 1	1- 0		
3- 3	1- 3	0- 0		HOME		0- 0	1- 0	1- 0		
1- 5	0- 2	0- 0		AWAY		1- 2	0- 1	0- 0		
0- 0	0- 0	0- 0		NEUTRAL		0- 0	0- 0	0- 0		

RPI	S	Opponent	Score	RPI	S	Opponent	Score	RPI	S	Opponent	Score	RPI	S	Opponent	Score
4	H	Mississippi St.	81 85	32	H	Drake	75 67	51	A	Iowa	76 88	124	A	TCU	75 80
5	A	Baylor	42 68					56	A	Oklahoma St.	59 71	124	H	TCU	72 69
5	H	Baylor	52 83					57	H	UNI	76 68	153	H	Kansas	87 58
9	H	Texas	68 75					61	A	Texas Tech	66 75	194	H	Sacred Heart	76 56
18	A	Oklahoma	63 78					63	A	West Virginia	80 55	196	H	New Orleans	100 63
18	H	Oklahoma	57 67					77	H	Northern Ill.	97 89	242	H	UC Santa Barbara	77 60
19	H	Kansas St.	75 69									272	H	Savannah St.	74 51
												325	H	Arkansas St.	105 53
												344	H	Delaware St.	88 57
LAST 12 Division I GAMES:															
63	A	West Virginia	80 55	124	A	TCU	75 80								
5	H	Baylor	52 83	18	H	Oklahoma	57 67								
124	H	TCU	72 69	153	H	Kansas	87 58								
18	A	Oklahoma	63 78	61	A	Texas Tech	66 75								
19	H	Kansas St.	75 69	9	H	Texas	68 75								
5	A	Baylor	42 68	56	A	Oklahoma St.	59 71								

Non-Div I Games:

Iowa St.

■ Loss, 
■ Non-Conf, S Site, 
■ Home 
■ Away 
N Neutral

Average RPI Win: 301		WON-LOST		WINNING		LAST 10		STRENGTH OF		OPP. STRENGTH		TEAM		ADJ.		CONF.		ADJ CONF.	
Average RPI Loss: 262		RECORD		PCT. RANK		GAMES		SCHEDULE		OF SCHEDULE		RPI		RPI		RPI		RPI	
DIV. I ONLY		3- 13		319		1- 9		347		348		347		347		30		30	
DIV. I NON-CONF.		2- 4		230		1- 0		343		345		324		324		30		30	
TOTALS		RPI 1-25		RPI 26-50		W-L RECORDS		RPI 51-100		RPI 101-150		RPI 150+							
3- 13		0- 0		0- 0		OVERALL		0- 0		0- 1		3- 12							
1- 4		0- 0		0- 0		HOME		0- 0		0- 0		1- 4							
1- 9		0- 0		0- 0		AWAY		0- 0		0- 0		1- 2							
1- 0		0- 0		0- 0		NEUTRAL		0- 0		0- 0		1- 0							
2- 4		0- 0		0- 0		NON-CONFERENCE		0- 0		0- 1		2- 3							
1- 0		0- 0		0- 0		HOME		0- 0		0- 0		1- 0							
0- 4		0- 0		0- 0		AWAY		0- 0		0- 1		0- 3							
1- 0		0- 0		0- 0		NEUTRAL		0- 0		0- 0		1- 0							
1- 9		0- 0		0- 0		CONFERENCE		0- 0		0- 0		1- 9							
0- 4		0- 0		0- 0		HOME		0- 0		0- 0		0- 4							
1- 5		0- 0		0- 0		AWAY		0- 0		0- 0		1- 5							
0- 0		0- 0		0- 0		NEUTRAL		0- 0		0- 0		0- 0							

RPI 1-25				RPI 26-50				RPI 51-100				RPI 101+				Team's RPI: 347	
RPI	S	Opponent	Score	RPI	S	Opponent	Score	RPI	S	Opponent	Score	RPI	S	Opponent	Score		
												104	A	Ole Miss	41	89	
												207	A	Texas Southern	52	62	
												212	A	Alabama St.	64	73	
												219	N	Saint Francis (PA)	88	84	
												235	H	Southern U.	56	85	
												249	A	Grambling	85	90	
												280	H	Mississippi Val.	57	62	
												289	A	Prairie View	63	73	
												294	H	Ark.-Pine Bluff	71	78	
												301	A	Northwestern St.	65	83	
												302	A	Alcorn	51	74	
												302	H	Alcorn	53	70	
												307	A	Nicholls St.	76	83	
												330	A	Fla. Atlantic	58	67	
												334	H	Southeastern La.	83	66	
												349	A	Alabama A&M	64	54	
LAST 12 Division I GAMES:																	
				302	A	Alcorn	51	74	235	H	Southern U.	56	85				
				294	H	Ark.-Pine Bluff	71	78	302	H	Alcorn	53	70				
				280	H	Mississippi Val.	57	62	212	A	Alabama St.	64	73				
				249	A	Grambling	85	90	349	A	Alabama A&M	64	54				
				207	A	Texas Southern	52	62	219	N	Saint Francis (PA)	88	84				
				289	A	Prairie View	63	73	330	A	Fla. Atlantic	58	67				

Non-Div I Games:	Blue Mountain	86	54	LeMoyn	Owen	88	67	Lane	57	52	Fisk	93	54	Jackson St.
------------------	---------------	----	----	--------	------	----	----	------	----	----	------	----	----	-------------

Loss, Non-Conf, S Site, H Home A Away N Neutral



Jacksonville

Through Games Of Feb. 5, 2017

Average RPI Win:	242	WON-LOST	WINNING	LAST 10	STRENGTH OF	OPP. STRENGTH	TEAM	ADJ.	CONF.	ADJ CONF.
Average RPI Loss:	62	RECORD	PCT. RANK	GAMES	SCHEDULE	OF SCHEDULE	RPI	RPI	RPI	RPI
DIV. I ONLY	14- 6	71	8- 2	144	202	84	84	24	24	
DIV. I NON-CONF.	8- 4	97	2- 2	93	160	61	61	24	24	
TOTALS	RPI 1-25	RPI 26-50	W-L RECORDS	RPI 51-100	RPI 101-150	RPI 150+				
14- 6	0- 2	0- 1	OVERALL	2- 2	1- 1	11- 0				
8- 1	0- 0	0- 0	HOME	1- 0	1- 1	6- 0				
4- 4	0- 2	0- 1	AWAY	0- 1	0- 0	4- 0				
2- 1	0- 0	0- 0	NEUTRAL	1- 1	0- 0	1- 0				
8- 4	0- 2	0- 1	NON-CONFERENCE	1- 1	1- 0	6- 0				
4- 0	0- 0	0- 0	HOME	0- 0	1- 0	3- 0				
2- 3	0- 2	0- 1	AWAY	0- 0	0- 0	2- 0				
2- 1	0- 0	0- 0	NEUTRAL	1- 1	0- 0	1- 0				
6- 2	0- 0	0- 0	CONFERENCE	1- 1	0- 1	5- 0				
4- 1	0- 0	0- 0	HOME	1- 0	0- 1	3- 0				
2- 1	0- 0	0- 0	AWAY	0- 1	0- 0	2- 0				
0- 0	0- 0	0- 0	NEUTRAL	0- 0	0- 0	0- 0				

RPI 1-25				RPI 26-50				RPI 51-100 Team's RPI: 84				RPI 101+			
RPI	S	Opponent	Score	RPI	S	Opponent	Score	RPI	S	Opponent	Score	RPI	S	Opponent	Score
7	A	Florida St.	47 90	27	A	South Fla.	52 64	86	N	North Carolina	57 87	105	H	Troy	77 70
25	A	Auburn	41 53					91	A	FGCU	57 60	135	H	Stetson	49 65
								91	H	FGCU	73 65	237	N	Wofford	66 60
								97	N	UC Davis	61 54	247	H	South Ala.	62 55
												258	H	Bethune-Cookman	69 63
												271	A	FIU	71 56
												272	A	Savannah St.	55 40
												285	H	North Florida	68 58
												297	H	Kennesaw St.	72 48
												298	H	Lipscomb	84 60
												306	A	NJIT	75 56
												307	H	Nicholls St.	76 71
												317	A	USC Upstate	65 47
LAST 12 Division I GAMES:															
		91	H	FGCU	73	65			317	A	USC Upstate	65	47		
		135	H	Stetson	49	65			285	H	North Florida	68	58		
		91	A	FGCU	57	60			237	N	Wofford	66	60		
		298	H	Lipscomb	84	60			97	N	UC Davis	61	54		
		297	H	Kennesaw St.	72	48			25	A	Auburn	41	53		
		306	A	NJIT	75	56			86	N	North Carolina	57	87		

Non-Div I Games: Thomas (GA) 100 43 Johnson & Wales (FI110 31 Fla. Memorial 76 51

Jacksonville

Loss, Non-Conf, S Site, H Home A Away N Neutral

Average RPI Win:	280	WON-LOST	WINNING	LAST 10	STRENGTH OF	OPP. STRENGTH	TEAM	ADJ.	CONF.	ADJ CONF.
Average RPI Loss:	203	RECORD	PCT. RANK	GAMES	SCHEDULE	OF SCHEDULE	RPI	RPI	RPI	RPI
DIV. I ONLY	9- 13	222	3- 7	297	297	263	263	26	26	
DIV. I NON-CONF.	6- 5	148	0- 1	297	283	198	198	26	26	
TOTALS	RPI 1-25	RPI 26-50	W-L RECORDS	RPI 51-100	RPI 101-150	RPI 150+				
9- 13	0- 1	0- 0	OVERALL	0- 1	0- 2	9- 9				
4- 5	0- 0	0- 0	HOME	0- 1	0- 1	4- 3				
4- 8	0- 1	0- 0	AWAY	0- 0	0- 1	4- 6				
1- 0	0- 0	0- 0	NEUTRAL	0- 0	0- 0	1- 0				
6- 5	0- 1	0- 0	NON-CONFERENCE	0- 0	0- 2	6- 2				
2- 2	0- 0	0- 0	HOME	0- 0	0- 1	2- 1				
3- 3	0- 1	0- 0	AWAY	0- 0	0- 1	3- 1				
1- 0	0- 0	0- 0	NEUTRAL	0- 0	0- 0	1- 0				
3- 8	0- 0	0- 0	CONFERENCE	0- 1	0- 0	3- 7				
2- 3	0- 0	0- 0	HOME	0- 1	0- 0	2- 2				
1- 5	0- 0	0- 0	AWAY	0- 0	0- 0	1- 5				
0- 0	0- 0	0- 0	NEUTRAL	0- 0	0- 0	0- 0				

RPI 1-25			RPI 26-50			RPI 51-100			RPI 101+ Team's RPI: 263		
RPI	S	Opponent	Score	RPI	S	Opponent	Score	RPI	S	Opponent	Score
7	A	Florida St.	62 73					79	H	Belmont	53 54
								104	A	Ole Miss	50 68
								114	H	Clemson	63 69
								188	H	Morehead St.	69 68
								196	H	New Orleans	79 81
								208	A	SIUE	62 69
								236	A	Tennessee St.	51 64
								244	H	Murray St.	64 71
								246	H	Austin Peay	65 45
								257	H	Ga. Southern	67 55
								259	A	UT Martin	83 94
								272	A	Savannah St.	64 57
								279	A	Tennessee Tech	54 56
								284	H	Southeast Mo. St.	58 65
								297	A	Kennesaw St.	65 59
								299	A	Eastern Ill.	67 71
								302	A	Alcorn	70 66
								307	H	Nicholls St.	75 52
								313	A	Eastern Ky.	54 49
								330	A	Fla. Atlantic	55 63
								341	N	Florida A&M	66 54
LAST 12 Division I GAMES:											
208	A	SIUE	62 69	279	A	Tennessee Tech	54 56				
284	H	Southeast Mo. St.	58 65	246	H	Austin Peay	65 45				
188	H	Morehead St.	69 68	244	H	Murray St.	64 71				
313	A	Eastern Ky.	54 49	299	A	Eastern Ill.	67 71				
236	A	Tennessee St.	51 64	259	A	UT Martin	83 94				
79	H	Belmont	53 54	114	H	Clemson	63 69				

Non-Div I Games: Brewton Parker 89 26

Jacksonville St.

■ Loss, 
 ■ Non-Conf, 
 ■ S Site, 
 ■ Home 
 ■ A Away 
 N Neutral

Average RPI Win:	161	WON-LOST	WINNING	LAST 10	STRENGTH OF	OPP. STRENGTH	TEAM	ADJ.	CONF.	ADJ CONF.
Average RPI Loss:	77	RECORD	PCT. RANK	GAMES	SCHEDULE	OF SCHEDULE	RPI	RPI	RPI	RPI
DIV. I ONLY	16- 6	54	8- 2	100	65	41	41	8	8	
DIV. I NON-CONF.	7- 4	114	1- 0	98	23	68	68	8	8	
TOTALS	RPI 1-25	RPI 26-50	W-L RECORDS	RPI 51-100	RPI 101-150	RPI 150+				
16- 6	0- 2	1- 0	OVERALL	2- 2	3- 0	10- 2				
7- 2	0- 1	0- 0	HOME	2- 0	0- 0	5- 1				
8- 3	0- 1	1- 0	AWAY	0- 1	3- 0	4- 1				
1- 1	0- 0	0- 0	NEUTRAL	0- 1	0- 0	1- 0				
7- 4	0- 2	0- 0	NON-CONFERENCE	1- 2	1- 0	5- 0				
3- 1	0- 1	0- 0	HOME	1- 0	0- 0	2- 0				
3- 2	0- 1	0- 0	AWAY	0- 1	1- 0	2- 0				
1- 1	0- 0	0- 0	NEUTRAL	0- 1	0- 0	1- 0				
9- 2	0- 0	1- 0	CONFERENCE	1- 0	2- 0	5- 2				
4- 1	0- 0	0- 0	HOME	1- 0	0- 0	3- 1				
5- 1	0- 0	1- 0	AWAY	0- 0	2- 0	2- 1				
0- 0	0- 0	0- 0	NEUTRAL	0- 0	0- 0	0- 0				

RPI 1-25				RPI 26-50				Team's RPI: 41	RPI 51-100				RPI 101+			
RPI	S	Opponent	Score	RPI	S	Opponent	Score		RPI	S	Opponent	Score	RPI	S	Opponent	Score
7	A	Florida St.	64 84	26	A	Elon	76 70		51	N	Iowa	75 90	111	A	Saint Joseph's	85 72
14	H	Tennessee	69 81						58	H	Wake Forest	83 76	112	A	Delaware	66 51
									67	A	St. John's (NY)	63 74	134	A	William & Mary	79 64
									73	H	Drexel	54 47	156	H	Hampton	71 50
													162	A	Towson	51 54
													162	H	Towson	55 60
													181	A	Hofstra	61 50
													181	H	Hofstra	93 57
													182	A	Northeastern	67 49
													182	H	Northeastern	74 54
													189	A	Rutgers	82 76
													190	N	Idaho St.	83 53
													220	H	UNCW	73 51
													267	A	Liberty	62 48
													320	H	St. Francis Brooklyn	83 57
LAST 12 Division I GAMES:																
182	A	Northeastern	67 49	182	H	Northeastern	74 54									
181	A	Hofstra	61 50	112	A	Delaware	66 51									
134	A	William & Mary	79 64	162	A	Towson	51 54									
73	H	Drexel	54 47	181	H	Hofstra	93 57									
162	H	Towson	55 60	220	H	UNCW	73 51									
26	A	Elon	76 70	58	H	Wake Forest	83 76									

Non-Div I Games:

James Madison

■ Loss, 
■ Non-Conf, 
■ S Site, 
■ H Home 
■ A Away 
N Neutral

Average RPI Win:	156	WON-LOST	WINNING	LAST 10	STRENGTH OF	OPP. STRENGTH	TEAM	ADJ.	CONF.	ADJ CONF.
Average RPI Loss:	59	RECORD	PCT. RANK	GAMES	SCHEDULE	OF SCHEDULE	RPI	RPI	RPI	RPI
DIV. I ONLY	7- 16	278	1- 9	18	19	153	153	4	4	
DIV. I NON-CONF.	6- 5	148	0- 0	72	101	135	135	3	3	
TOTALS	RPI 1-25	RPI 26-50	W-L RECORDS	RPI 51-100	RPI 101-150	RPI 150+				
7- 16	0- 7	0- 1	OVERALL	1- 3	3- 4	3- 1				
6- 8	0- 3	0- 1	HOME	1- 1	3- 2	2- 1				
1- 8	0- 4	0- 0	AWAY	0- 2	0- 2	1- 0				
0- 0	0- 0	0- 0	NEUTRAL	0- 0	0- 0	0- 0				
6- 5	0- 1	0- 1	NON-CONFERENCE	0- 0	3- 2	3- 1				
5- 3	0- 0	0- 1	HOME	0- 0	3- 1	2- 1				
1- 2	0- 1	0- 0	AWAY	0- 0	0- 1	1- 0				
0- 0	0- 0	0- 0	NEUTRAL	0- 0	0- 0	0- 0				
1- 11	0- 6	0- 0	CONFERENCE	1- 3	0- 2	0- 0				
1- 5	0- 3	0- 0	HOME	1- 1	0- 1	0- 0				
0- 6	0- 3	0- 0	AWAY	0- 2	0- 1	0- 0				
0- 0	0- 0	0- 0	NEUTRAL	0- 0	0- 0	0- 0				

RPI	S	Opponent	Score	RPI	S	Opponent	Score	RPI	S	Opponent	Score	RPI	S	Opponent	Score	Team's RPI: 153
5	A	Baylor	43 90	35	H	Harvard	59 69	56	A	Oklahoma St.	70 74	101	H	SMU	63 75	
5	H	Baylor	43 92					61	H	Texas Tech	66 60	116	A	Alabama	65 71	
9	H	Texas	54 66					63	H	West Virginia	51 62	123	H	Arizona	75 51	
18	A	Oklahoma	52 89					71	A	Iowa St.	58 87	124	A	TCU	68 83	
18	H	Oklahoma	54 84									124	H	TCU	68 80	
19	A	Kansas St.	60 73									138	H	Oral Roberts	64 56	
22	A	Creighton	49 69									139	H	North Dakota	76 71	
												152	H	Missouri St.	64 87	
												166	H	UC Riverside	90 84	
												168	A	Memphis	68 58	
												300	H	Rhode Island	72 36	
LAST 12 Division I GAMES:																
124	H	TCU	68 80	5	H	Baylor	43 92									
18	A	Oklahoma	52 89	19	A	Kansas St.	60 73									
61	H	Texas Tech	66 60	71	A	Iowa St.	58 87									
56	A	Oklahoma St.	70 74	9	H	Texas	54 66									
124	A	TCU	68 83	5	A	Baylor	43 90									
63	H	West Virginia	51 62	18	H	Oklahoma	54 84									

Non-Div I Games:

Kansas

■ Loss, 
 ■ Non-Conf, 
 ■ S Site, 
 ■ H Home 
 ■ A Away 
 N Neutral

Average RPI Win:	115	WON-LOST	WINNING	LAST 10	STRENGTH OF	OPP. STRENGTH	TEAM	ADJ.	CONF.	ADJ CONF.
Average RPI Loss:	24	RECORD	PCT. RANK	GAMES	SCHEDULE	OF SCHEDULE	RPI	RPI	RPI	RPI
DIV. I ONLY	17- 7	66	6- 4	16	2	19	19	4	4	
DIV. I NON-CONF.	10- 2	33	0- 0	53	6	19	19	3	3	
TOTALS	RPI 1-25	RPI 26-50	W-L RECORDS	RPI 51-100	RPI 101-150	RPI 150+				
17- 7	1- 5	2- 0	OVERALL	6- 2	3- 0	5- 0				
11- 2	1- 2	0- 0	HOME	4- 0	3- 0	3- 0				
3- 5	0- 3	0- 0	AWAY	2- 2	0- 0	1- 0				
3- 0	0- 0	2- 0	NEUTRAL	0- 0	0- 0	1- 0				
10- 2	1- 1	2- 0	NON-CONFERENCE	1- 1	2- 0	4- 0				
6- 1	1- 1	0- 0	HOME	1- 0	2- 0	2- 0				
1- 1	0- 0	0- 0	AWAY	0- 1	0- 0	1- 0				
3- 0	0- 0	2- 0	NEUTRAL	0- 0	0- 0	1- 0				
7- 5	0- 4	0- 0	CONFERENCE	5- 1	1- 0	1- 0				
5- 1	0- 1	0- 0	HOME	3- 0	1- 0	1- 0				
2- 4	0- 3	0- 0	AWAY	2- 1	0- 0	0- 0				
0- 0	0- 0	0- 0	NEUTRAL	0- 0	0- 0	0- 0				

RPI 1-25				RPI 26-50				RPI 51-100				RPI 101+			
RPI	S	Opponent	Score	RPI	S	Opponent	Score	RPI	S	Opponent	Score	RPI	S	Opponent	Score
1	H	UConn	58 75	29	N	LSU	69 54	56	A	Oklahoma St.	63 43	124	H	TCU	74 63
5	A	Baylor	57 87	36	N	North Carolina St.	67 50	56	H	Oklahoma St.	74 69	128	H	Lamar University	68 43
5	H	Baylor	49 91					57	A	UNI	59 67	129	H	Tulsa	82 62
9	A	Texas	58 63					61	A	Texas Tech	65 53	153	H	Kansas	73 60
18	A	Oklahoma	80 85					61	H	Texas Tech	68 54	165	A	Omaha	70 57
25	H	Auburn	71 66					63	H	West Virginia	86 71	174	H	Princeton	60 42
								71	A	Iowa St.	69 75	287	N	UTEP	61 40
								74	H	UT Arlington	62 49	329	H	Chicago St.	83 33
LAST 12 Division I GAMES:															
9	A	Texas	58 63	56	A	Oklahoma St.	63 43								
61	A	Texas Tech	65 53	153	H	Kansas	73 60								
56	H	Oklahoma St.	74 69	61	H	Texas Tech	68 54								
5	H	Baylor	49 91	18	A	Oklahoma	80 85								
71	A	Iowa St.	69 75	63	H	West Virginia	86 71								
124	H	TCU	74 63	5	A	Baylor	57 87								

Non-Div I Games:

Kansas St.

■ Loss, 
■ Non-Conf, 
■ S Site, 
■ H Home 
■ A Away 
N Neutral

Average RPI Win:	<b>299</b>	WON-LOST	WINNING	LAST 10	STRENGTH OF	OPP. STRENGTH	TEAM	ADJ.	CONF.	ADJ CONF.
Average RPI Loss:	<b>166</b>	RECORD	PCT. RANK	GAMES	SCHEDULE	OF SCHEDULE	RPI	RPI	RPI	RPI
DIV. I ONLY	<b>6- 16</b>	<b>287</b>	<b>5- 5</b>	<b>225</b>	<b>264</b>	<b>297</b>	<b>297</b>	<b>24</b>	<b>24</b>	
DIV. I NON-CONF.	<b>1- 13</b>	<b>334</b>	<b>0- 4</b>	<b>211</b>	<b>266</b>	<b>338</b>	<b>338</b>	<b>24</b>	<b>24</b>	
TOTALS	RPI 1-25	RPI 26-50	W-L RECORDS	RPI 51-100	RPI 101-150	RPI 150+				
6- 16	0- 1	0- 1	OVERALL	0- 3	0- 3	6- 8				
3- 7	0- 1	0- 1	HOME	0- 1	0- 1	3- 3				
3- 6	0- 0	0- 0	AWAY	0- 0	0- 0	3- 0				
0- 3	0- 0	0- 0	NEUTRAL	0- 0	0- 0	0- 3				
1- 13	0- 1	0- 1	NON-CONFERENCE	0- 1	0- 2	1- 8				
1- 5	0- 1	0- 1	HOME	0- 0	0- 0	1- 3				
0- 5	0- 0	0- 0	AWAY	0- 1	0- 2	0- 2				
0- 3	0- 0	0- 0	NEUTRAL	0- 0	0- 0	0- 3				
5- 3	0- 0	0- 0	CONFERENCE	0- 2	0- 1	5- 0				
2- 2	0- 0	0- 0	HOME	0- 1	0- 1	2- 0				
3- 1	0- 0	0- 0	AWAY	0- 1	0- 0	3- 0				
0- 0	0- 0	0- 0	NEUTRAL	0- 0	0- 0	0- 0				

RPI 1-25				RPI 26-50				RPI 51-100				RPI 101+ Team's RPI: 297			
RPI	S	Opponent	Score	RPI	S	Opponent	Score	RPI	S	Opponent	Score	RPI	S	Opponent	Score
23	H	Temple	38 79	42	H	Georgia Tech	49 86	84	A	Jacksonville	48 72	102	A	Mercer	46 61
								91	H	FGCU	56 75	107	A	Vanderbilt	54 86
								98	A	Georgia	40 82	135	H	Stetson	56 65
												173	N	Xavier	52 75
												188	H	Morehead St.	50 71
												237	H	Wofford	49 78
												246	A	Austin Peay	49 68
												253	N	Portland St.	61 71
												263	H	Jacksonville St.	59 65
												272	H	Savannah St.	72 60
												282	A	Georgia St.	59 62
												285	A	North Florida	67 61
												298	A	Lipscomb	70 55
												306	H	NJIT	75 64
												317	A	USC Upstate	79 71
												317	H	USC Upstate	74 67
												325	N	Arkansas St.	67 70
LAST 12 Division I GAMES:															
317	H	USC Upstate	74 67	135	H	Stetson	56 65								
306	H	NJIT	75 64	298	A	Lipscomb	70 55								
317	A	USC Upstate	79 71	23	H	Temple	38 79								
285	A	North Florida	67 61	237	H	Wofford	49 78								
84	A	Jacksonville	48 72	173	N	Xavier	52 75								
91	H	FGCU	56 75	253	N	Portland St.	61 71								

Non-Div I Games:

Kennesaw St.

■ Loss, 
■ Non-Conf, 
■ S Site, 
■ H Home 
■ A Away 
N Neutral

Average RPI Win:	204	WON-LOST	WINNING	LAST 10	STRENGTH OF	OPP. STRENGTH	TEAM	ADJ.	CONF.	ADJ CONF.
Average RPI Loss:	90	RECORD	PCT. RANK	GAMES	SCHEDULE	OF SCHEDULE	RPI	RPI	RPI	RPI
DIV. I ONLY	12- 11	161	6- 4	58	180	106	106	10	10	
DIV. I NON-CONF.	6- 6	165	0- 1	100	224	145	145	11	11	
TOTALS	RPI 1-25	RPI 26-50	W-L RECORDS	RPI 51-100	RPI 101-150	RPI 150+				
12- 11	0- 1	1- 0	OVERALL	2- 7	1- 2	8- 1				
7- 3	0- 0	0- 0	HOME	1- 2	0- 0	6- 1				
4- 6	0- 0	1- 0	AWAY	0- 4	1- 2	2- 0				
1- 2	0- 1	0- 0	NEUTRAL	1- 1	0- 0	0- 0				
6- 6	0- 1	0- 0	NON-CONFERENCE	1- 3	1- 1	4- 1				
4- 1	0- 0	0- 0	HOME	0- 0	0- 0	4- 1				
1- 3	0- 0	0- 0	AWAY	0- 2	1- 1	0- 0				
1- 2	0- 1	0- 0	NEUTRAL	1- 1	0- 0	0- 0				
6- 5	0- 0	1- 0	CONFERENCE	1- 4	0- 1	4- 0				
3- 2	0- 0	0- 0	HOME	1- 2	0- 0	2- 0				
3- 3	0- 0	1- 0	AWAY	0- 2	0- 1	2- 0				
0- 0	0- 0	0- 0	NEUTRAL	0- 0	0- 0	0- 0				

RPI 1-25				RPI 26-50				RPI 51-100				RPI 101+ Team's RPI: 106			
RPI	S	Opponent	Score	RPI	S	Opponent	Score	RPI	S	Opponent	Score	RPI	S	Opponent	Score
5	N	Baylor	42 84	45	A	Ohio	68 65	51	A	Iowa	48 83	130	A	Ball St.	47 71
								54	A	Minnesota	62 92	142	A	Wright St.	79 69
								69	A	Buffalo	62 77	146	A	Detroit	52 73
								77	A	Northern Ill.	72 93	164	A	Western Mich.	71 67
								77	H	Northern Ill.	97 98	218	H	Miami (OH)	84 66
								81	N	Western Ky.	73 79	221	H	Robert Morris	65 68
								82	H	Central Mich.	78 91	226	H	Bradley	77 52
								87	H	Toledo	70 60	256	H	Bowling Green	80 78
								91	N	FGCU	77 64	264	A	Eastern Mich.	86 67
												313	H	Eastern Ky.	80 67
												315	H	Youngstown St.	75 60
												324	H	Fort Wayne	66 55
LAST 12 Division I GAMES:															
		69	A	Buffalo	62	77		45	A	Ohio	68	65			
		218	H	Miami (OH)	84	66		77	H	Northern Ill.	97	98			
		256	H	Bowling Green	80	78		264	A	Eastern Mich.	86	67			
		77	A	Northern Ill.	72	93		130	A	Ball St.	47	71			
		87	H	Toledo	70	60		82	H	Central Mich.	78	91			
		164	A	Western Mich.	71	67		54	A	Minnesota	62	92			

Non-Div I Games:

Kent St.

■ Loss, 
 ■ Non-Conf, 
 ■ S Site, 
 ■ H Home 
 ■ A Away 
 N Neutral

Average RPI Win:	93	WON-LOST	WINNING	LAST 10	STRENGTH OF	OPP. STRENGTH	TEAM	ADJ.	CONF.	ADJ CONF.
Average RPI Loss:	25	RECORD	PCT. RANK	GAMES	SCHEDULE	OF SCHEDULE	RPI	RPI	RPI	RPI
DIV. I ONLY	16- 8	82	7- 3	2	9	16	16	2	2	
DIV. I NON-CONF.	9- 4	85	0- 1	4	28	14	14	2	2	
TOTALS	RPI 1-25	RPI 26-50	W-L RECORDS	RPI 51-100	RPI 101-150	RPI 150+				
16- 8	3- 6	2- 1	OVERALL	4- 1	4- 0	3- 0				
13- 3	2- 3	1- 0	HOME	4- 0	3- 0	3- 0				
3- 5	1- 3	1- 1	AWAY	0- 1	1- 0	0- 0				
0- 0	0- 0	0- 0	NEUTRAL	0- 0	0- 0	0- 0				
9- 4	2- 3	0- 0	NON-CONFERENCE	3- 1	1- 0	3- 0				
9- 1	2- 1	0- 0	HOME	3- 0	1- 0	3- 0				
0- 3	0- 2	0- 0	AWAY	0- 1	0- 0	0- 0				
0- 0	0- 0	0- 0	NEUTRAL	0- 0	0- 0	0- 0				
7- 4	1- 3	2- 1	CONFERENCE	1- 0	3- 0	0- 0				
4- 2	0- 2	1- 0	HOME	1- 0	2- 0	0- 0				
3- 2	1- 1	1- 1	AWAY	0- 0	1- 0	0- 0				
0- 0	0- 0	0- 0	NEUTRAL	0- 0	0- 0	0- 0				

RPI	S	Opponent	Score	RPI	S	Opponent	Score	RPI	S	Opponent	Score	RPI	S	Opponent	Score
3	H	South Carolina	63 75	29	A	LSU	55 42	55	H	Washington St.	69 67	104	H	Ole Miss	89 57
11	A	Duke	54 69	30	A	Missouri	67 73	88	A	Colorado	69 79	107	H	Vanderbilt	71 63
13	A	Louisville	67 69	30	H	Missouri	64 62	93	H	Middle Tenn.	61 48	116	A	Alabama	71 54
14	A	Tennessee	65 72					94	H	New Hampshire	92 43	127	H	Radford	59 36
18	H	Oklahoma	82 68					98	H	Georgia	82 61	161	H	Albany (NY)	70 46
20	H	Texas A&M	68 77									188	H	Morehead St.	74 47
21	H	Miami (FL)	82 66									227	H	Samford	80 57
24	H	Arizona St.	71 73												
25	A	Auburn	64 60												
LAST 12 Division I GAMES:															
107	H	Vanderbilt	71 63	98	H	Georgia	82 61								
3	H	South Carolina	63 75	116	A	Alabama	71 54								
30	A	Missouri	67 73	20	H	Texas A&M	68 77								
104	H	Ole Miss	89 57	30	H	Missouri	64 62								
25	A	Auburn	64 60	14	A	Tennessee	65 72								
29	A	LSU	55 42	11	A	Duke	54 69								

Non-Div I Games:

Kentucky

■ Loss, 
■ Non-Conf, S Site, 
■ Home 
■ Away 
N Neutral



Average RPI Win:	307	WON-LOST	WINNING	LAST 10	STRENGTH OF	OPP. STRENGTH	TEAM	ADJ.	CONF.	ADJ CONF.
Average RPI Loss:	216	RECORD	PCT. RANK	GAMES	SCHEDULE	OF SCHEDULE	RPI	RPI	RPI	RPI
DIV. I ONLY	4- 18	320	1- 2	269	343	333	333	31	31	
DIV. I NON-CONF.	1- 10	325	0- 1	158	304	322	322	32	32	
TOTALS	RPI 1-25	RPI 26-50	W-L RECORDS	RPI 51-100	RPI 101-150	RPI 150+				
4- 18	0- 0	0- 1	OVERALL	0- 0	0- 2	4- 15				
3- 8	0- 0	0- 0	HOME	0- 0	0- 1	3- 7				
1- 8	0- 0	0- 1	AWAY	0- 0	0- 1	1- 6				
0- 2	0- 0	0- 0	NEUTRAL	0- 0	0- 0	0- 2				
1- 10	0- 0	0- 1	NON-CONFERENCE	0- 0	0- 2	1- 7				
1- 4	0- 0	0- 0	HOME	0- 0	0- 1	1- 3				
0- 4	0- 0	0- 1	AWAY	0- 0	0- 1	0- 2				
0- 2	0- 0	0- 0	NEUTRAL	0- 0	0- 0	0- 2				
3- 8	0- 0	0- 0	CONFERENCE	0- 0	0- 0	3- 8				
2- 4	0- 0	0- 0	HOME	0- 0	0- 0	2- 4				
1- 4	0- 0	0- 0	AWAY	0- 0	0- 0	1- 4				
0- 0	0- 0	0- 0	NEUTRAL	0- 0	0- 0	0- 0				

RPI 1-25			RPI 26-50			RPI 51-100			RPI 101+ Team's RPI: 333		
RPI	S	Opponent	Score	RPI	S	Opponent	Score	RPI	S	Opponent	Score
				31	A	Ohio St.	54 113				
								144	A	Columbia	57 66
								149	H	Yale	44 75
								155	H	George Mason	48 64
								171	N	Milwaukee	50 88
								172	H	Army West Point	47 68
								184	A	Seton Hall	59 77
								194	A	Sacred Heart	48 66
								219	A	Saint Francis (PA)	52 66
								219	H	Saint Francis (PA)	30 74
								221	A	Robert Morris	42 83
								229	A	Colgate	61 76
								230	H	UMBC	45 57
								254	H	Stony Brook	58 48
								293	H	Bryant	53 62
								306	N	NJIT	48 50
								311	A	Central Conn. St.	68 62
								311	H	Central Conn. St.	71 76
								320	H	St. Francis Brooklyn	54 56
								321	H	Mt. St. Mary's	63 60
								340	H	Wagner	69 64
								346	A	Fairleigh Dickinson	46 64
LAST 12 Division I GAMES:											
306	N	NJIT	48 50	311	H	Central Conn. St.	71 76				
219	H	Saint Francis (PA)	30 74	320	H	St. Francis Brooklyn	54 56				
311	A	Central Conn. St.	68 62	221	A	Robert Morris	42 83				
194	A	Sacred Heart	48 66	219	A	Saint Francis (PA)	52 66				
340	H	Wagner	69 64	293	H	Bryant	53 62				
346	A	Fairleigh Dickinson	46 64	321	H	Mt. St. Mary's	63 60				

Non-Div I Games:

LIU Brooklyn

■ Loss, 
 ■ Non-Conf, S Site, 
 ■ Home 
 ■ Away 
 N Neutral

Average RPI Win:	126	WON-LOST	WINNING	LAST 10	STRENGTH OF	OPP. STRENGTH	TEAM	ADJ.	CONF.	ADJ CONF.
Average RPI Loss:	11	RECORD	PCT. RANK	GAMES	SCHEDULE	OF SCHEDULE	RPI	RPI	RPI	RPI
DIV. I ONLY	16- 7	73	5- 5	14	5	29	29	2	2	
DIV. I NON-CONF.	11- 2	24	2- 0	60	22	26	26	2	2	
TOTALS	RPI 1-25	RPI 26-50	W-L RECORDS	RPI 51-100	RPI 101-150	RPI 150+				
16- 7	0- 7	4- 0	OVERALL	3- 0	4- 0	5- 0				
11- 3	0- 3	3- 0	HOME	2- 0	3- 0	3- 0				
2- 3	0- 0	0- 0	AWAY	0- 0	1- 0	1- 0				
3- 1	0- 1	1- 0	NEUTRAL	1- 0	0- 0	1- 0				
11- 2	0- 2	3- 0	NON-CONFERENCE	2- 0	1- 0	5- 0				
7- 1	0- 1	2- 0	HOME	1- 0	1- 0	3- 0				
1- 0	0- 0	0- 0	AWAY	0- 0	0- 0	1- 0				
3- 1	0- 1	1- 0	NEUTRAL	1- 0	0- 0	1- 0				
5- 5	0- 5	1- 0	CONFERENCE	1- 0	3- 0	0- 0				
4- 2	0- 2	1- 0	HOME	1- 0	2- 0	0- 0				
1- 3	0- 3	0- 0	AWAY	0- 0	1- 0	0- 0				
0- 0	0- 0	0- 0	NEUTRAL	0- 0	0- 0	0- 0				

RPI 1-25				RPI 26-50				Team's RPI: 29				RPI 51-100				RPI 101+			
RPI	S	Opponent	Score	RPI	S	Opponent	Score	RPI	S	Opponent	Score	RPI	S	Opponent	Score	RPI	S	Opponent	Score
1	H	UConn	53 76	30	H	Missouri	80 71	58	H	Wake Forest	60 57	116	H	Alabama	48 41				
3	H	South Carolina	61 84	36	N	North Carolina St.	59 58	64	H	Florida	78 67	120	A	Arkansas	53 52				
4	A	Mississippi St.	48 74	39	H	Tulane	69 51	86	N	North Carolina	70 43	120	H	Arkansas	53 46				
14	A	Tennessee	58 77	49	H	Little Rock	69 49					124	H	TCU	67 61				
16	H	Kentucky	42 55									159	A	Louisiana Tech	77 73				
19	N	Kansas St.	54 69									176	H	Rice	66 55				
20	A	Texas A&M	52 54									212	H	Alabama St.	93 40				
												287	N	UTEP	78 45				
												343	H	Sam Houston St.	89 41				
LAST 12 Division I GAMES:																			
116	H	Alabama	48 41	30	H	Missouri	80 71	120	A	Arkansas	53 52	64	H	Florida	78 67	4	A	Mississippi St.	48 74
14	A	Tennessee	58 77	120	A	Arkansas	53 52	212	H	Alabama St.	93 40	49	H	Little Rock	69 49				
120	H	Arkansas	53 46																
20	A	Texas A&M	52 54																
16	H	Kentucky	42 55																
3	H	South Carolina	61 84																

Non-Div I Games:

LSU

■ Loss, 
■ Non-Conf, 
■ S Site, 
■ H Home 
■ A Away 
N Neutral

Average RPI Win:	229	WON-LOST	WINNING	LAST 10	STRENGTH OF	OPP. STRENGTH	TEAM	ADJ.	CONF.	ADJ CONF.
Average RPI Loss:	107	RECORD	PCT. RANK	GAMES	SCHEDULE	OF SCHEDULE	RPI	RPI	RPI	RPI
DIV. I ONLY	14- 9	117	6- 4	264	114	169	169	12	12	
DIV. I NON-CONF.	7- 5	137	1- 1	242	172	169	169	12	12	
TOTALS	RPI 1-25	RPI 26-50	W-L RECORDS	RPI 51-100	RPI 101-150	RPI 150+				
14- 9	0- 1	0- 1	OVERALL	1- 2	1- 4	12- 1				
7- 5	0- 0	0- 1	HOME	0- 1	0- 2	7- 1				
6- 4	0- 1	0- 0	AWAY	1- 1	1- 2	4- 0				
1- 0	0- 0	0- 0	NEUTRAL	0- 0	0- 0	1- 0				
7- 5	0- 1	0- 1	NON-CONFERENCE	0- 1	1- 1	6- 1				
4- 2	0- 0	0- 1	HOME	0- 0	0- 0	4- 1				
2- 3	0- 1	0- 0	AWAY	0- 1	1- 1	1- 0				
1- 0	0- 0	0- 0	NEUTRAL	0- 0	0- 0	1- 0				
7- 4	0- 0	0- 0	CONFERENCE	1- 1	0- 3	6- 0				
3- 3	0- 0	0- 0	HOME	0- 1	0- 2	3- 0				
4- 1	0- 0	0- 0	AWAY	1- 0	0- 1	3- 0				
0- 0	0- 0	0- 0	NEUTRAL	0- 0	0- 0	0- 0				

RPI 1-25			RPI 26-50			RPI 51-100			RPI 101+ Team's RPI: 169		
RPI	S	Opponent	Score	RPI	S	Opponent	Score	RPI	S	Opponent	Score
23	A	Temple	70 86	35	H	Harvard	64 66	52	H	George Washington	65 79
								62	A	Dayton	54 51
								68	A	Villanova	49 52
								108	H	Duquesne	68 76
								111	H	Saint Joseph's	55 75
								118	A	Penn	58 56
								122	A	VCU	56 61
								126	A	Rider	61 74
								155	H	George Mason	59 57
								175	H	American	63 59
								183	H	Fairfield	68 61
								218	N	Miami (OH)	79 70
								220	A	UNCW	64 48
								241	A	Richmond	63 58
								281	A	Davidson	65 58
								295	H	Massachusetts	68 64
								300	A	Rhode Island	58 49
								300	H	Rhode Island	70 51
								309	H	UMKC	64 59
								322	H	Lafayette	49 56
								344	H	Delaware St.	78 38
LAST 12 Division I GAMES:											
52	H	George Washington	65 79	111	H	Saint Joseph's	55 75				
300	A	Rhode Island	58 49	35	H	Harvard	64 66				
155	H	George Mason	59 57	300	H	Rhode Island	70 51				
295	H	Massachusetts	68 64	108	H	Duquesne	68 76				
281	A	Davidson	65 58	122	A	VCU	56 61				
241	A	Richmond	63 58	309	H	UMKC	64 59				

Non-Div I Games:

La Salle

■ Loss, 
 ■ Non-Conf, 
 ■ S Site, 
 ■ H Home 
 ■ A Away 
 N Neutral

Average RPI Win: 315		WON-LOST	WINNING	LAST 10	STRENGTH OF	OPP. STRENGTH	TEAM	ADJ.	CONF.	ADJ CONF.
Average RPI Loss: 197		RECORD	PCT. RANK	GAMES	SCHEDULE	OF SCHEDULE	RPI	RPI	RPI	RPI
DIV. I ONLY		3- 17	326	2- 8	287	290	332	332	21	21
DIV. I NON-CONF.		1- 8	314	1- 0	314	320	343	343	19	19
TOTALS		RPI 1-25	RPI 26-50	W-L RECORDS	RPI 51-100	RPI 101-150	RPI 150+			
3- 17	0- 0		0- 2	OVERALL	0- 1	0- 2	3- 12			
2- 6	0- 0		0- 1	HOME	0- 0	0- 0	2- 5			
1- 11	0- 0		0- 1	AWAY	0- 1	0- 2	1- 7			
0- 0	0- 0		0- 0	NEUTRAL	0- 0	0- 0	0- 0			
1- 8	0- 0		0- 0	NON-CONFERENCE	0- 0	0- 2	1- 6			
0- 4	0- 0		0- 0	HOME	0- 0	0- 0	0- 4			
1- 4	0- 0		0- 0	AWAY	0- 0	0- 2	1- 2			
0- 0	0- 0		0- 0	NEUTRAL	0- 0	0- 0	0- 0			
2- 9	0- 0		0- 2	CONFERENCE	0- 1	0- 0	2- 6			
2- 2	0- 0		0- 1	HOME	0- 0	0- 0	2- 1			
0- 7	0- 0		0- 1	AWAY	0- 1	0- 0	0- 5			
0- 0	0- 0		0- 0	NEUTRAL	0- 0	0- 0	0- 0			

RPI 1-25				RPI 26-50				RPI 51-100				RPI 101+				Team's RPI: 332	
RPI	S	Opponent	Score	RPI	S	Opponent	Score	RPI	S	Opponent	Score	RPI	S	Opponent	Score		
				49	A	Little Rock	34 78	74	A	UT Arlington	59 93	104	A	Ole Miss	40 97		
				49	H	Little Rock	47 92					120	A	Arkansas	46 92		
												159	H	Louisiana Tech	53 73		
												176	H	Rice	50 93		
												180	A	Texas St.	50 63		
												191	A	Louisiana	57 67		
												249	H	Grambling	54 59		
												257	A	Ga. Southern	65 76		
												257	H	Ga. Southern	44 65		
												261	H	McNeese	52 78		
												282	A	Georgia St.	35 87		
												282	H	Georgia St.	72 63		
												301	A	Northwestern St.	65 67		
												307	A	Nicholls St.	54 73		
												325	A	Arkansas St.	56 71		
												325	H	Arkansas St.	59 51		
												337	A	Houston Baptist	77 65		
LAST 12 Division I GAMES:																	
				257	A	Ga. Southern	65 76	282	H	Georgia St.	72 63						
				282	A	Georgia St.	35 87	257	H	Ga. Southern	44 65						
				325	H	Arkansas St.	59 51	191	A	Louisiana	57 67						
				49	H	Little Rock	47 92	49	A	Little Rock	34 78						
				74	A	UT Arlington	59 93	325	A	Arkansas St.	56 71						
				180	A	Texas St.	50 63	337	A	Houston Baptist	77 65						

Non-Div I Games:	Centenary (LA)	83	39	LSU-Alexandria	73	61
------------------	----------------	----	----	----------------	----	----

La.-Monroe

Loss, Non-Conf, S Site, H Home A Away N Neutral

Average RPI Win: <b>169</b>	WON-LOST	WINNING	LAST 10	STRENGTH OF	OPP. STRENGTH	TEAM	ADJ.	CONF.	ADJ CONF.
Average RPI Loss: <b>178</b>	RECORD	PCT. RANK	GAMES	SCHEDULE	OF SCHEDULE	RPI	RPI	RPI	RPI
DIV. I ONLY	1- 22	347	0- 10	148	252	322	322	23	23
DIV. I NON-CONF.	1- 11	330	0- 1	47	190	247	247	25	25
TOTALS	RPI 1-25	RPI 26-50	W-L RECORDS	RPI 51-100	RPI 101-150	RPI 150+			
1- 22	0- 1	0- 0	OVERALL	0- 3	0- 4	1- 14			
0- 9	0- 0	0- 0	HOME	0- 1	0- 1	0- 7			
1- 10	0- 1	0- 0	AWAY	0- 1	0- 3	1- 5			
0- 3	0- 0	0- 0	NEUTRAL	0- 1	0- 0	0- 2			
1- 11	0- 1	0- 0	NON-CONFERENCE	0- 3	0- 3	1- 4			
0- 3	0- 0	0- 0	HOME	0- 1	0- 1	0- 1			
1- 5	0- 1	0- 0	AWAY	0- 1	0- 2	1- 1			
0- 3	0- 0	0- 0	NEUTRAL	0- 1	0- 0	0- 2			
0- 11	0- 0	0- 0	CONFERENCE	0- 0	0- 1	0- 10			
0- 6	0- 0	0- 0	HOME	0- 0	0- 0	0- 6			
0- 5	0- 0	0- 0	AWAY	0- 0	0- 1	0- 4			
0- 0	0- 0	0- 0	NEUTRAL	0- 0	0- 0	0- 0			

RPI 1-25				RPI 26-50				RPI 51-100				RPI 101+ Team's RPI: 322			
RPI	S	Opponent	Score	RPI	S	Opponent	Score	RPI	S	Opponent	Score	RPI	S	Opponent	Score
13	A	Louisville	48 <b>92</b>					67	A	St. John's (NY)	46 <b>64</b>	108	A	Duquesne	52 <b>67</b>
								73	H	Drexel	39 <b>81</b>	118	H	Penn	47 <b>64</b>
								95	N	Chattanooga	43 <b>68</b>	121	A	Navy	41 <b>76</b>
												126	A	Rider	58 <b>76</b>
												156	N	Hampton	55 <b>58</b>
												169	A	La Salle	56 <b>49</b>
												172	A	Army West Point	73 <b>76</b>
												172	H	Army West Point	55 <b>63</b>
												174	A	Princeton	27 <b>65</b>
												175	H	American	52 <b>76</b>
												221	H	Robert Morris	51 <b>62</b>
												229	A	Colgate	69 <b>76</b>
												239	A	Loyola Maryland	47 <b>75</b>
												239	H	Loyola Maryland	55 <b>60</b>
												256	N	Bowling Green	42 <b>69</b>
												274	A	Boston U.	50 <b>68</b>
												274	H	Boston U.	58 <b>75</b>
												304	H	Holy Cross	61 <b>67</b>
												310	H	Lehigh	53 <b>56</b>
LAST 12 Division I GAMES:															
274	H	Boston U.	58 <b>75</b>	304	H	Holy Cross	61 <b>67</b>								
172	H	Army West Point	55 <b>63</b>	274	A	Boston U.	50 <b>68</b>								
239	A	Loyola Maryland	47 <b>75</b>	172	A	Army West Point	73 <b>76</b>								
310	H	Lehigh	53 <b>56</b>	239	H	Loyola Maryland	55 <b>60</b>								
175	H	American	52 <b>76</b>	229	A	Colgate	69 <b>76</b>								
121	A	Navy	41 <b>76</b>	73	H	Drexel	39 <b>81</b>								

Non-Div I Games:

Lafayette

■ Loss, 
 ■ Non-Conf, 
 S Site, 
 ■ Home 
 ■ Away 
 N Neutral

Average RPI Win:	270	WON-LOST	WINNING	LAST 10	STRENGTH OF	OPP. STRENGTH	TEAM	ADJ.	CONF.	ADJ CONF.
Average RPI Loss:	100	RECORD	PCT. RANK	GAMES	SCHEDULE	OF SCHEDULE	RPI	RPI	RPI	RPI
DIV. I ONLY	12- 5	70	8- 2	308	199	128	128	27	27	
DIV. I NON-CONF.	3- 3	165	0- 0	203	3	127	127	27	27	
TOTALS	RPI 1-25	RPI 26-50	W-L RECORDS	RPI 51-100	RPI 101-150	RPI 150+				
12- 5	0- 2	0- 1	OVERALL	0- 0	1- 1	11- 1				
8- 0	0- 0	0- 0	HOME	0- 0	0- 0	8- 0				
4- 5	0- 2	0- 1	AWAY	0- 0	1- 1	3- 1				
0- 0	0- 0	0- 0	NEUTRAL	0- 0	0- 0	0- 0				
3- 3	0- 2	0- 1	NON-CONFERENCE	0- 0	0- 0	3- 0				
2- 0	0- 0	0- 0	HOME	0- 0	0- 0	2- 0				
1- 3	0- 2	0- 1	AWAY	0- 0	0- 0	1- 0				
0- 0	0- 0	0- 0	NEUTRAL	0- 0	0- 0	0- 0				
9- 2	0- 0	0- 0	CONFERENCE	0- 0	1- 1	8- 1				
6- 0	0- 0	0- 0	HOME	0- 0	0- 0	6- 0				
3- 2	0- 0	0- 0	AWAY	0- 0	1- 1	2- 1				
0- 0	0- 0	0- 0	NEUTRAL	0- 0	0- 0	0- 0				

RPI 1-25				RPI 26-50				RPI 51-100				RPI 101+ Team's RPI: 128			
RPI	S	Opponent	Score	RPI	S	Opponent	Score	RPI	S	Opponent	Score	RPI	S	Opponent	Score
6	A	Oregon St.	56 88	37	A	Oregon	67 84					113	A	Central Ark.	70 56
19	A	Kansas St.	43 68									131	A	Abilene Christian	59 77
												196	A	New Orleans	66 55
												196	H	New Orleans	73 42
												238	A	Canisius	65 51
												261	H	McNeese	79 57
												296	H	Northern Ariz.	75 60
												301	H	Northwestern St.	73 60
												305	H	A&M-Corpus Christi	65 49
												307	A	Nicholls St.	67 78
												316	H	Loyola Chicago	76 50
												334	H	Southeastern La.	86 68
												336	H	Incarinate Word	83 54
												343	A	Sam Houston St.	70 44
LAST 12 Division I GAMES:															
261	H	McNeese	79 57	131	A	Abilene Christian	59 77								
196	A	New Orleans	66 55	336	H	Incarinate Word	83 54								
301	H	Northwestern St.	73 60	334	H	Southeastern La.	86 68								
305	H	A&M-Corpus Christi	65 49	196	H	New Orleans	73 42								
307	A	Nicholls St.	67 78	113	A	Central Ark.	70 56								
343	A	Sam Houston St.	70 44	316	H	Loyola Chicago	76 50								

Non-Div I Games: St. Thomas (TX) 95 49 Louisiana Col. 94 55 Howard Payne 93 56 Southwestern (TX) 87 41  
Lamar University

Loss, Non-Conf, S Site, H Home A Away N Neutral

Average RPI Win: <b>288</b>	WON-LOST	WINNING	LAST 10	STRENGTH OF	OPP. STRENGTH	TEAM	ADJ.	CONF.	ADJ CONF.
Average RPI Loss: <b>175</b>	RECORD	PCT. RANK	GAMES	SCHEDULE	OF SCHEDULE	RPI	RPI	RPI	RPI
DIV. I ONLY	6- 15	283	2- 8	244	300	310	310	23	23
DIV. I NON-CONF.	4- 6	209	0- 1	204	326	256	256	25	25
TOTALS	RPI 1-25	RPI 26-50	W-L RECORDS	RPI 51-100	RPI 101-150	RPI 150+			
6- 15	0- 0	0- 1	OVERALL	0- 2	0- 3	6- 9			
4- 8	0- 0	0- 0	HOME	0- 1	0- 2	4- 5			
2- 7	0- 0	0- 1	AWAY	0- 1	0- 1	2- 4			
0- 0	0- 0	0- 0	NEUTRAL	0- 0	0- 0	0- 0			
4- 6	0- 0	0- 1	NON-CONFERENCE	0- 1	0- 2	4- 2			
3- 3	0- 0	0- 0	HOME	0- 0	0- 1	3- 2			
1- 3	0- 0	0- 1	AWAY	0- 1	0- 1	1- 0			
0- 0	0- 0	0- 0	NEUTRAL	0- 0	0- 0	0- 0			
2- 9	0- 0	0- 0	CONFERENCE	0- 1	0- 1	2- 7			
1- 5	0- 0	0- 0	HOME	0- 1	0- 1	1- 3			
1- 4	0- 0	0- 0	AWAY	0- 0	0- 0	1- 4			
0- 0	0- 0	0- 0	NEUTRAL	0- 0	0- 0	0- 0			

RPI S	Opponent	Score	RPI S	Opponent	Score	RPI S	Opponent	Score	RPI S	Opponent	Score	Team's RPI: 310
40	A California	63 96	59	H Bucknell	58 77	108	A Duquesne	49 63	121	H Navy	64 66	
			68	A Villanova	37 59	126	H Rider	68 75	172	H Army West Point	71 75	
						175	A American	51 68	175	H American	58 70	
						194	H Sacred Heart	68 62	224	H Monmouth	62 73	
						239	A Loyola Maryland	58 62	239	H Loyola Maryland	86 69	
						262	H Norfolk St.	57 81	274	A Boston U.	50 64	
						274	H Boston U.	64 69	304	A Holy Cross	47 65	
						306	H NJIT	84 52	321	A Mt. St. Mary's	74 57	
						322	A Lafayette	56 53	344	H Delaware St.	91 80	
LAST 12 Division I GAMES:												
175	H American	58 70	59	H Bucknell	58 77							
239	H Loyola Maryland	86 69	175	A American	51 68							
274	A Boston U.	50 64	239	A Loyola Maryland	58 62							
322	A Lafayette	56 53	274	H Boston U.	64 69							
121	H Navy	64 66	172	H Army West Point	71 75							
304	A Holy Cross	47 65	40	A California	63 96							

Non-Div I Games: East Stroudsburg 78 72

Lehigh

■ Loss, 
 ■ Non-Conf, S Site, 
 ■ Home 
 ■ Away 
 N Neutral

Liberty

Through Games Of Feb. 5, 2017

Average RPI Win: <b>283</b>	WON-LOST	WINNING	LAST 10	STRENGTH OF	OPP. STRENGTH	TEAM	ADJ.	CONF.	ADJ CONF.
Average RPI Loss: <b>163</b>	RECORD	PCT. RANK	GAMES	SCHEDULE	OF SCHEDULE	RPI	RPI	RPI	RPI
DIV. I ONLY	7- 13	249	7- 3	208	301	267	267	28	28
DIV. I NON-CONF.	0- 10	335	0- 2	80	217	310	310	28	28
TOTALS	RPI 1-25	RPI 26-50	W-L RECORDS	RPI 51-100	RPI 101-150	RPI 150+			
7- 13	0- 1	0- 1	OVERALL	0- 1	0- 4	7- 6			
5- 3	0- 1	0- 1	HOME	0- 0	0- 0	5- 1			
2- 6	0- 0	0- 0	AWAY	0- 0	0- 3	2- 3			
0- 4	0- 0	0- 0	NEUTRAL	0- 1	0- 1	0- 2			
0- 10	0- 1	0- 1	NON-CONFERENCE	0- 1	0- 3	0- 4			
0- 3	0- 1	0- 1	HOME	0- 0	0- 0	0- 1			
0- 3	0- 0	0- 0	AWAY	0- 0	0- 2	0- 1			
0- 4	0- 0	0- 0	NEUTRAL	0- 1	0- 1	0- 2			
7- 3	0- 0	0- 0	CONFERENCE	0- 0	0- 1	7- 2			
5- 0	0- 0	0- 0	HOME	0- 0	0- 0	5- 0			
2- 3	0- 0	0- 0	AWAY	0- 0	0- 1	2- 2			
0- 0	0- 0	0- 0	NEUTRAL	0- 0	0- 0	0- 0			

RPI 1-25				RPI 26-50				RPI 51-100				RPI 101+ Team's RPI: 267			
RPI	S	Opponent	Score	RPI	S	Opponent	Score	RPI	S	Opponent	Score	RPI	S	Opponent	Score
11	H	Duke	38 <b>98</b>	41	H	James Madison	48 <b>62</b>	62	N	Dayton	53 <b>82</b>	113	N	Central Ark.	41 <b>61</b>
												121	A	Navy	66 <b>67</b>
												127	A	Radford	68 <b>76</b>
												150	A	UTSA	64 <b>80</b>
												186	H	Appalachian St.	57 <b>66</b>
												223	A	Campbell	58 52
												225	A	UNC Asheville	54 <b>64</b>
												230	N	UMBC	51 <b>62</b>
												241	N	Richmond	54 <b>63</b>
												243	H	Presbyterian	68 60
												276	A	Charleston So.	81 72
												291	A	Gardner-Webb	82 <b>84</b>
												291	H	Gardner-Webb	66 63
												292	H	High Point	81 74
												319	A	Valparaiso	68 <b>70</b>
												323	H	Winthrop	80 51
												335	H	Longwood	92 47
LAST 12 Division I GAMES:															
291	H	Gardner-Webb	66 63	291	A	Gardner-Webb	82 <b>84</b>								
223	A	Campbell	58 52	243	H	Presbyterian	68 60								
323	H	Winthrop	80 51	292	H	High Point	81 74								
127	A	Radford	68 <b>76</b>	276	A	Charleston So.	81 72								
225	A	UNC Asheville	54 <b>64</b>	230	N	UMBC	51 <b>62</b>								
335	H	Longwood	92 47	62	N	Dayton	53 <b>82</b>								

Non-Div I Games: West Liberty 64 38

Liberty

Loss, Non-Conf, S Site, H Home A Away N Neutral



Average RPI Win:	253	WON-LOST	WINNING	LAST 10	STRENGTH OF	OPP. STRENGTH	TEAM	ADJ.	CONF.	ADJ CONF.
Average RPI Loss:	187	RECORD	PCT. RANK	GAMES	SCHEDULE	OF SCHEDULE	RPI	RPI	RPI	RPI
DIV. I ONLY	4- 18	320	2- 8	139	324	298	298	24	24	
DIV. I NON-CONF.	2- 12	310	2- 2	86	335	276	276	24	24	
TOTALS	RPI 1-25	RPI 26-50	W-L RECORDS	RPI 51-100	RPI 101-150	RPI 150+				
4- 18	0- 0	0- 0	OVERALL	0- 4	1- 4	3- 10				
2- 8	0- 0	0- 0	HOME	0- 1	0- 2	2- 5				
2- 10	0- 0	0- 0	AWAY	0- 1	1- 0	1- 1				
0- 0	0- 0	0- 0	NEUTRAL	0- 0	0- 0	0- 0				
2- 12	0- 0	0- 0	NON-CONFERENCE	0- 2	1- 3	1- 7				
1- 4	0- 0	0- 0	HOME	0- 0	0- 1	1- 3				
1- 8	0- 0	0- 0	AWAY	0- 2	1- 2	0- 4				
0- 0	0- 0	0- 0	NEUTRAL	0- 0	0- 0	0- 0				
2- 6	0- 0	0- 0	CONFERENCE	0- 2	0- 1	2- 3				
1- 4	0- 0	0- 0	HOME	0- 1	0- 1	1- 2				
1- 2	0- 0	0- 0	AWAY	0- 1	0- 0	1- 1				
0- 0	0- 0	0- 0	NEUTRAL	0- 0	0- 0	0- 0				

RPI 1-25				RPI 26-50				RPI 51-100				RPI 101+				Team's RPI: 298	
RPI	S	Opponent	Score	RPI	S	Opponent	Score	RPI	S	Opponent	Score	RPI	S	Opponent	Score		
								79	A	Belmont	62	100	104	A	Ole Miss	49	76
								81	A	Western Ky.	35	87	116	A	Alabama	35	82
								84	A	Jacksonville	60	84	119	H	Saint Louis	38	83
								91	H	FGCU	63	90	130	A	Ball St.	78	74
													135	H	Stetson	66	91
													174	H	Princeton	43	71
													188	A	Morehead St.	53	73
													236	H	Tennessee St.	71	77
													239	A	Loyola Maryland	30	74
													244	A	Murray St.	59	79
													276	H	Charleston So.	52	67
													279	H	Tennessee Tech	71	69
													284	A	Southeast Mo. St.	63	79
													285	A	North Florida	60	58
													297	H	Kennesaw St.	55	70
													306	A	NJIT	68	76
													306	H	NJIT	53	76
													317	H	USC Upstate	84	77
LAST 12 Division I GAMES:																	
306	H	NJIT	53	76	91	H	FGCU	63	90								
317	H	USC Upstate	84	77	297	H	Kennesaw St.	55	70								
306	A	NJIT	68	76	174	H	Princeton	43	71								
84	A	Jacksonville	60	84	119	H	Saint Louis	38	83								
285	A	North Florida	60	58	279	H	Tennessee Tech	71	69								
135	H	Stetson	66	91	130	A	Ball St.	78	74								

Non-Div I Games: Anderson (SC) 66 59

Lipscomb

Loss, Non-Conf, S Site, H Home A Away N Neutral

Average RPI Win:	205	WON-LOST	WINNING	LAST 10	STRENGTH OF	OPP. STRENGTH	TEAM	ADJ.	CONF.	ADJ CONF.
Average RPI Loss:	37	RECORD	PCT. RANK	GAMES	SCHEDULE	OF SCHEDULE	RPI	RPI	RPI	RPI
DIV. I ONLY	17- 6	45	2- 1	106	121	49	49	21	21	
DIV. I NON-CONF.	6- 6	165	0- 1	15	14	53	53	19	19	
TOTALS	RPI 1-25	RPI 26-50	W-L RECORDS	RPI 51-100	RPI 101-150	RPI 150+				
17- 6	0- 3	0- 2	OVERALL	0- 0	4- 1	13- 0				
10- 2	0- 2	0- 0	HOME	0- 0	3- 0	7- 0				
7- 4	0- 1	0- 2	AWAY	0- 0	1- 1	6- 0				
0- 0	0- 0	0- 0	NEUTRAL	0- 0	0- 0	0- 0				
6- 6	0- 3	0- 2	NON-CONFERENCE	0- 0	3- 1	3- 0				
3- 2	0- 2	0- 0	HOME	0- 0	2- 0	1- 0				
3- 4	0- 1	0- 2	AWAY	0- 0	1- 1	2- 0				
0- 0	0- 0	0- 0	NEUTRAL	0- 0	0- 0	0- 0				
11- 0	0- 0	0- 0	CONFERENCE	0- 0	1- 0	10- 0				
7- 0	0- 0	0- 0	HOME	0- 0	1- 0	6- 0				
4- 0	0- 0	0- 0	AWAY	0- 0	0- 0	4- 0				
0- 0	0- 0	0- 0	NEUTRAL	0- 0	0- 0	0- 0				

RPI 1-25				RPI 26-50				Team's RPI: 49				RPI 51-100				RPI 101+			
RPI	S	Opponent	Score	RPI	S	Opponent	Score	RPI	S	Opponent	Score	RPI	S	Opponent	Score	RPI	S	Opponent	Score
4	H	Mississippi St.	44 58	29	A	LSU	49 69					105	H	Troy	77 74				
18	A	Oklahoma	58 68	34	A	Green Bay	31 57					115	A	Fordham	43 65				
20	H	Texas A&M	37 55									119	H	Saint Louis	56 43				
												129	A	Tulsa	63 58				
												138	H	Oral Roberts	56 50				
												152	A	Missouri St.	58 47				
												168	A	Memphis	54 44				
												186	A	Appalachian St.	77 69				
												186	H	Appalachian St.	67 55				
												191	A	Louisiana	82 64				
												191	H	Louisiana	64 60				
												201	H	North Texas	55 44				
												240	A	Coastal Caro.	74 66				
												240	H	Coastal Caro.	79 47				
												247	H	South Ala.	71 54				
												325	H	Arkansas St.	73 59				
												332	A	La.-Monroe	92 47				
												332	H	La.-Monroe	78 34				
LAST 12 Division I GAMES:																			
115	A	Fordham	43 65	105	H	Troy	77 74												
240	H	Coastal Caro.	79 47	325	H	Arkansas St.	73 59												
186	H	Appalachian St.	67 55	186	A	Appalachian St.	77 69												
191	A	Louisiana	82 64	240	A	Coastal Caro.	74 66												
332	A	La.-Monroe	92 47	332	H	La.-Monroe	78 34												
247	H	South Ala.	71 54	191	H	Louisiana	64 60												

Non-Div I Games:

Little Rock

Average RPI Win:	210	WON-LOST	WINNING	LAST 10	STRENGTH OF	OPP. STRENGTH	TEAM	ADJ.	CONF.	ADJ CONF.
Average RPI Loss:	105	RECORD	PCT. RANK	GAMES	SCHEDULE	OF SCHEDULE	RPI	RPI	RPI	RPI
DIV. I ONLY	15- 8	88	8- 2	161	152	100	100	25	25	
DIV. I NON-CONF.	8- 6	141	1- 2	118	86	102	102	23	23	
TOTALS	RPI 1-25	RPI 26-50	W-L RECORDS	RPI 51-100	RPI 101-150	RPI 150+				
15- 8	0- 1	1- 1	OVERALL	2- 3	1- 1	11- 2				
7- 1	0- 1	0- 0	HOME	1- 0	1- 0	5- 0				
6- 4	0- 0	0- 0	AWAY	1- 1	0- 1	5- 2				
2- 3	0- 0	1- 1	NEUTRAL	0- 2	0- 0	1- 0				
8- 6	0- 1	1- 1	NON-CONFERENCE	0- 3	1- 1	6- 0				
3- 1	0- 1	0- 0	HOME	0- 0	1- 0	2- 0				
3- 2	0- 0	0- 0	AWAY	0- 1	0- 1	3- 0				
2- 3	0- 0	1- 1	NEUTRAL	0- 2	0- 0	1- 0				
7- 2	0- 0	0- 0	CONFERENCE	2- 0	0- 0	5- 2				
4- 0	0- 0	0- 0	HOME	1- 0	0- 0	3- 0				
3- 2	0- 0	0- 0	AWAY	1- 0	0- 0	2- 2				
0- 0	0- 0	0- 0	NEUTRAL	0- 0	0- 0	0- 0				

RPI 1-25				RPI 26-50				RPI 51-100 Team's RPI: 100				RPI 101+			
RPI	S	Opponent	Score	RPI	S	Opponent	Score	RPI	S	Opponent	Score	RPI	S	Opponent	Score
11	H	Duke	46 83	27	N	South Fla.	73 68	56	N	Oklahoma St.	57 63	144	H	Columbia	73 60
				48	N	Quinnipiac	60 63	64	N	Florida	53 83	148	A	San Francisco	71 73
								75	A	Southern California	74 82	163	H	Houston	65 55
								97	A	UC Davis	64 51	166	H	UC Riverside	55 51
								97	H	UC Davis	64 62	197	A	CSUN	56 63
												210	H	Pacific	66 58
												211	A	Loyola Marymount	81 78
												234	H	Hawaii	68 57
												242	A	UC Santa Barbara	60 65
												268	H	Cal Poly	83 80
												274	N	Boston U.	61 48
												290	A	Nevada	97 93
												308	A	Pepperdine	44 41
												327	A	UC Irvine	68 63
												339	A	Cal St. Fullerton	65 48
LAST 12 Division I GAMES:															
327	A	UC Irvine	68 63	268	H	Cal Poly	83 80								
197	A	CSUN	56 63	97	A	UC Davis	64 51								
166	H	UC Riverside	55 51	234	H	Hawaii	68 57								
339	A	Cal St. Fullerton	65 48	144	H	Columbia	73 60								
97	H	UC Davis	64 62	48	N	Quinnipiac	60 63								
242	A	UC Santa Barbara	60 65	56	N	Oklahoma St.	57 63								

Non-Div I Games: Biola 76 48

Long Beach St.

■ Loss, 
 ■ Non-Conf, 
 ■ S Site, 
 ■ Home 
 ■ A Away 
 N Neutral

Average RPI Win:	341	WON-LOST	WINNING	LAST 10	STRENGTH OF	OPP. STRENGTH	TEAM	ADJ.	CONF.	ADJ CONF.
Average RPI Loss:	209	RECORD	PCT. RANK	GAMES	SCHEDULE	OF SCHEDULE	RPI	RPI	RPI	RPI
DIV. I ONLY	2- 17	336	0- 10	247	339	335	335	28	28	
DIV. I NON-CONF.	2- 7	284	1- 0	195	337	284	284	28	28	
TOTALS	RPI 1-25	RPI 26-50	W-L RECORDS	RPI 51-100	RPI 101-150	RPI 150+				
2- 17	0- 1	0- 1	OVERALL	0- 2	0- 1	2- 12				
1- 6	0- 0	0- 0	HOME	0- 0	0- 0	1- 6				
1- 11	0- 0	0- 0	AWAY	0- 1	0- 1	1- 2				
0- 0	0- 0	0- 0	NEUTRAL	0- 0	0- 0	0- 0				
2- 7	0- 1	0- 1	NON-CONFERENCE	0- 2	0- 0	2- 3				
1- 1	0- 0	0- 0	HOME	0- 0	0- 0	1- 1				
1- 6	0- 1	0- 1	AWAY	0- 2	0- 0	1- 2				
0- 0	0- 0	0- 0	NEUTRAL	0- 0	0- 0	0- 0				
0- 10	0- 0	0- 0	CONFERENCE	0- 0	0- 1	0- 9				
0- 5	0- 0	0- 0	HOME	0- 0	0- 0	0- 5				
0- 5	0- 0	0- 0	AWAY	0- 0	0- 1	0- 4				
0- 0	0- 0	0- 0	NEUTRAL	0- 0	0- 0	0- 0				

RPI 1-25				RPI 26-50				RPI 51-100				RPI 101+ Team's RPI: 335			
RPI	S	Opponent	Score	RPI	S	Opponent	Score	RPI	S	Opponent	Score	RPI	S	Opponent	Score
11	A	Duke	48 105	43	A	Marquette	37 87	63	A	West Virginia	40 107	127	A	Radford	55 73
								89	A	Charlotte	41 66	223	A	Campbell	50 74
												223	H	Campbell	54 66
												225	H	UNC Asheville	53 80
												243	A	Presbyterian	55 65
												245	A	Marshall	50 70
												262	H	Norfolk St.	56 85
												267	A	Liberty	47 92
												276	H	Charleston So.	47 62
												291	H	Gardner-Webb	43 77
												292	H	High Point	49 80
												323	A	Winthrop	72 78
												338	A	UMass Lowell	72 59
												344	H	Delaware St.	88 77
												346	A	Fairleigh Dickinson	59 75
LAST 12 Division I GAMES:															
223	A	Campbell	50 74	127	A	Radford	55 73								
292	H	High Point	49 80	291	H	Gardner-Webb	43 77								
276	H	Charleston So.	47 62	225	H	UNC Asheville	53 80								
323	A	Winthrop	72 78	243	A	Presbyterian	55 65								
223	H	Campbell	54 66	344	H	Delaware St.	88 77								
267	A	Liberty	47 92	245	A	Marshall	50 70								

Non-Div I Games: West Va. Tech 58 76 Milligan 71 47

Longwood

Loss, Non-Conf, S Site, H Home A Away N Neutral

Average RPI Win:	284	WON-LOST	WINNING	LAST 10	STRENGTH OF	OPP. STRENGTH	TEAM	ADJ.	CONF.	ADJ CONF.
Average RPI Loss:	111	RECORD	PCT. RANK	GAMES	SCHEDULE	OF SCHEDULE	RPI	RPI	RPI	RPI
DIV. I ONLY	10- 8	142	6- 4	253	222	191	191	21	21	
DIV. I NON-CONF.	4- 3	141	1- 0	253	112	180	180	19	19	
TOTALS	RPI 1-25	RPI 26-50	W-L RECORDS	RPI 51-100	RPI 101-150	RPI 150+				
10- 8	0- 1	0- 2	OVERALL	0- 1	0- 1	10- 3				
6- 2	0- 0	0- 1	HOME	0- 0	0- 0	6- 1				
3- 5	0- 0	0- 1	AWAY	0- 0	0- 1	3- 0				
1- 1	0- 1	0- 0	NEUTRAL	0- 0	0- 0	1- 0				
4- 3	0- 1	0- 0	NON-CONFERENCE	0- 0	0- 1	4- 1				
2- 1	0- 0	0- 0	HOME	0- 0	0- 0	2- 1				
1- 1	0- 0	0- 0	AWAY	0- 0	0- 1	1- 0				
1- 1	0- 1	0- 0	NEUTRAL	0- 0	0- 0	1- 0				
6- 5	0- 0	0- 2	CONFERENCE	0- 1	0- 0	6- 2				
4- 1	0- 0	0- 1	HOME	0- 0	0- 0	4- 0				
2- 4	0- 0	0- 1	AWAY	0- 1	0- 0	2- 2				
0- 0	0- 0	0- 0	NEUTRAL	0- 0	0- 0	0- 0				

RPI 1-25				RPI 26-50				RPI 51-100				RPI 101+ Team's RPI: 191			
RPI	S	Opponent	Score	RPI	S	Opponent	Score	RPI	S	Opponent	Score	RPI	S	Opponent	Score
2	N	Notre Dame	51 91	49	A	Little Rock	60 64	74	A	UT Arlington	66 79	117	A	Southern Miss.	49 71
				49	H	Little Rock	64 82					159	H	Louisiana Tech	80 72
												163	H	Houston	64 69
												180	A	Texas St.	40 62
												257	A	Ga. Southern	60 63
												257	H	Ga. Southern	79 52
												261	A	McNeese	77 70
												282	A	Georgia St.	70 64
												282	H	Georgia St.	72 65
												284	N	Southeast Mo. St.	82 78
												325	A	Arkansas St.	80 72
												325	H	Arkansas St.	72 60
												332	H	La.-Monroe	67 57
												334	H	Southeastern La.	86 77
LAST 12 Division I GAMES:															
282	A	Georgia St.	70 64	257	H	Ga. Southern	79 52								
257	A	Ga. Southern	60 63	282	H	Georgia St.	72 65								
49	H	Little Rock	64 82	332	H	La.-Monroe	67 57								
325	H	Arkansas St.	72 60	325	A	Arkansas St.	80 72								
180	A	Texas St.	40 62	49	A	Little Rock	60 64								
74	A	UT Arlington	66 79	159	H	Louisiana Tech	80 72								

Non-Div I Games: Xavier (LA) 74 55 Southern-N.O. 87 57

Louisiana

Loss, Non-Conf, S Site, H Home A Away N Neutral

Average RPI Win:	218	WON-LOST	WINNING	LAST 10	STRENGTH OF	OPP. STRENGTH	TEAM	ADJ.	CONF.	ADJ CONF.
Average RPI Loss:	125	RECORD	PCT. RANK	GAMES	SCHEDULE	OF SCHEDULE	RPI	RPI	RPI	RPI
DIV. I ONLY	10- 11	194	5- 5	129	171	159	159	14	14	
DIV. I NON-CONF.	4- 6	209	0- 1	185	210	210	210	16	16	
TOTALS	RPI 1-25	RPI 26-50	W-L RECORDS	RPI 51-100	RPI 101-150	RPI 150+				
10- 11	0- 1	0- 1	OVERALL	1- 2	1- 4	8- 3				
5- 5	0- 1	0- 1	HOME	1- 1	1- 2	3- 0				
5- 6	0- 0	0- 0	AWAY	0- 1	0- 2	5- 3				
0- 0	0- 0	0- 0	NEUTRAL	0- 0	0- 0	0- 0				
4- 6	0- 1	0- 1	NON-CONFERENCE	0- 0	0- 2	4- 2				
2- 3	0- 1	0- 1	HOME	0- 0	0- 1	2- 0				
2- 3	0- 0	0- 0	AWAY	0- 0	0- 1	2- 2				
0- 0	0- 0	0- 0	NEUTRAL	0- 0	0- 0	0- 0				
6- 5	0- 0	0- 0	CONFERENCE	1- 2	1- 2	4- 1				
3- 2	0- 0	0- 0	HOME	1- 1	1- 1	1- 0				
3- 3	0- 0	0- 0	AWAY	0- 1	0- 1	3- 1				
0- 0	0- 0	0- 0	NEUTRAL	0- 0	0- 0	0- 0				

RPI 1-25				RPI 26-50				RPI 51-100				RPI 101+ Team's RPI: 159			
RPI	S	Opponent	Score	RPI	S	Opponent	Score	RPI	S	Opponent	Score	RPI	S	Opponent	Score
25	H	Auburn	66 76	29	H	LSU	73 77	81	A	Western Ky.	58 67	110	H	SFA	58 60
								89	H	Charlotte	80 54	114	A	Clemson	67 78
								93	H	Middle Tenn.	65 79	117	H	Southern Miss.	72 61
												132	H	Old Dominion	64 69
												150	A	UTSA	61 63
												168	A	Memphis	54 56
												176	A	Rice	70 67
												191	A	Louisiana	72 80
												201	A	North Texas	72 65
												203	H	UAB	64 63
												245	A	Marshall	72 54
												249	H	Grambling	69 55
												261	A	McNeese	66 56
												287	A	UTEP	62 69
												307	H	Nicholls St.	68 52
												332	A	La.-Monroe	73 53
LAST 12 Division I GAMES:															
245	A	Marshall	72 54	132	H	Old Dominion	64 69								
81	A	Western Ky.	58 67	89	H	Charlotte	80 54								
93	H	Middle Tenn.	65 79	150	A	UTSA	61 63								
203	H	UAB	64 63	287	A	UTEP	62 69								
201	A	North Texas	72 65	117	H	Southern Miss.	72 61								
176	A	Rice	70 67	191	A	Louisiana	72 80								

Non-Div I Games: LSU-Alexandria 103 63

Louisiana Tech

■ Loss, 
 ■ Non-Conf, S Site, 
 ■ Home 
 ■ Away 
 N Neutral

## Louisville

Through Games Of Feb. 5, 2017

Average RPI Win: 119		WON-LOST	WINNING	LAST 10	STRENGTH OF	OPP. STRENGTH	TEAM	ADJ.	CONF.	ADJ CONF.
Average RPI Loss: 15		RECORD	PCT. RANK	GAMES	SCHEDULE	OF SCHEDULE	RPI	RPI	RPI	RPI
DIV. I ONLY		20- 5	21	7- 3	12	25	13	13	3	3
DIV. I NON-CONF.		13- 2	22	2- 0	36	31	13	13	4	4
TOTALS		RPI 1-25	RPI 26-50		W-L RECORDS		RPI 51-100	RPI 101-150	RPI 150+	
20- 5		2- 4	4- 1		OVERALL		5- 0	4- 0	5- 0	
13- 2		2- 1	3- 1		HOME		3- 0	1- 0	4- 0	
7- 2		0- 2	1- 0		AWAY		2- 0	3- 0	1- 0	
0- 1		0- 1	0- 0		NEUTRAL		0- 0	0- 0	0- 0	
13- 2		1- 2	2- 0		NON-CONFERENCE		4- 0	1- 0	5- 0	
9- 1		1- 1	1- 0		HOME		3- 0	0- 0	4- 0	
4- 0		0- 0	1- 0		AWAY		1- 0	1- 0	1- 0	
0- 1		0- 1	0- 0		NEUTRAL		0- 0	0- 0	0- 0	
7- 3		1- 2	2- 1		CONFERENCE		1- 0	3- 0	0- 0	
4- 1		1- 0	2- 1		HOME		0- 0	1- 0	0- 0	
3- 2		0- 2	0- 0		AWAY		1- 0	2- 0	0- 0	
0- 0		0- 0	0- 0		NEUTRAL		0- 0	0- 0	0- 0	

RPI S	Opponent	Score	RPI S	Opponent	Score	RPI S	Opponent	Score	RPI S	Opponent	Score
3 N	South Carolina	59 83	27 A	South Fla.	66 52	70 A	Virginia	86 81	107 A	Vanderbilt	78 66
7 A	Florida St.	65 72	33 H	Syracuse	91 76	79 H	Belmont	73 50	114 A	Clemson	60 46
11 A	Duke	55 58	36 H	North Carolina St.	70 72	81 H	Western Ky.	68 61	137 A	Pittsburgh	63 48
16 H	Kentucky	69 67	38 H	South Dakota St.	83 30	93 A	Middle Tenn.	91 72	137 H	Pittsburgh	73 52
17 H	Maryland	72 78	42 H	Georgia Tech	91 51	95 H	Chattanooga	63 47	178 H	Col. of Charleston	86 58
21 H	Miami (FL)	63 59							256 H	Bowling Green	83 58
									259 A	UT Martin	100 57
									270 H	Evansville	89 47
									322 H	Lafayette	92 48
LAST 12 Division I GAMES:											
36 H	North Carolina St.	70 72	7 A	Florida St.	65 72						
137 A	Pittsburgh	63 48	137 H	Pittsburgh	73 52						
114 A	Clemson	60 46	70 A	Virginia	86 81						
27 A	South Fla.	66 52	11 A	Duke	55 58						
42 H	Georgia Tech	91 51	33 H	Syracuse	91 76						
21 H	Miami (FL)	63 59	107 A	Vanderbilt	78 66						

Non-Div I Games:

Louisville

■ Loss, 
■ Non-Conf, S Site, 
■ Home 
■ Away 
N Neutral

Average RPI Win:	324	WON-LOST	WINNING	LAST 10	STRENGTH OF	OPP. STRENGTH	TEAM	ADJ.	CONF.	ADJ CONF.
Average RPI Loss:	144	RECORD	PCT. RANK	GAMES	SCHEDULE	OF SCHEDULE	RPI	RPI	RPI	RPI
DIV. I ONLY	2- 20	342	1- 9	124	187	316	316	16	16	
DIV. I NON-CONF.	1- 10	325	0- 1	31	175	251	251	14	14	
TOTALS	RPI 1-25	RPI 26-50	W-L RECORDS	RPI 51-100	RPI 101-150	RPI 150+				
2- 20	0- 2	0- 1	OVERALL	0- 3	0- 4	2- 10				
2- 7	0- 1	0- 0	HOME	0- 1	0- 0	2- 5				
0- 11	0- 1	0- 1	AWAY	0- 2	0- 2	0- 5				
0- 2	0- 0	0- 0	NEUTRAL	0- 0	0- 2	0- 0				
1- 10	0- 2	0- 0	NON-CONFERENCE	0- 2	0- 4	1- 2				
1- 3	0- 1	0- 0	HOME	0- 1	0- 0	1- 1				
0- 5	0- 1	0- 0	AWAY	0- 1	0- 2	0- 1				
0- 2	0- 0	0- 0	NEUTRAL	0- 0	0- 2	0- 0				
1- 10	0- 0	0- 1	CONFERENCE	0- 1	0- 0	1- 8				
1- 4	0- 0	0- 0	HOME	0- 0	0- 0	1- 4				
0- 6	0- 0	0- 1	AWAY	0- 1	0- 0	0- 4				
0- 0	0- 0	0- 0	NEUTRAL	0- 0	0- 0	0- 0				

RPI S	Opponent	Score	RPI S	Opponent	Score	RPI S	Opponent	Score	RPI S	Opponent	Score	Team's RPI: 316
15	H DePaul	46 107	32	A Drake	46 89	57	A UNI	30 68	105	N Troy	67 91	
21	A Miami (FL)	43 81				77	H Northern Ill.	70 90	114	N Clemson	40 61	
						82	A Central Mich.	57 95	128	A Lamar University	50 76	
									137	A Pittsburgh	35 59	
									152	H Missouri St.	32 60	
									164	A Western Mich.	53 65	
									171	H Milwaukee	46 73	
									185	A Southern Ill.	57 73	
									192	H Wichita St.	64 83	
									200	H Indiana St.	38 48	
									226	A Bradley	45 72	
									226	H Bradley	53 60	
									270	A Evansville	36 67	
									318	A Illinois St.	51 63	
									318	H Illinois St.	64 61	
									329	H Chicago St.	59 54	
LAST 12 Division I GAMES:												
318	A Illinois St.	51 63	200	H Indiana St.	38 48							
226	A Bradley	45 72	226	H Bradley	53 60							
192	H Wichita St.	64 83	318	H Illinois St.	64 61							
152	H Missouri St.	32 60	270	A Evansville	36 67							
57	A UNI	30 68	185	A Southern Ill.	57 73							
32	A Drake	46 89	128	A Lamar University	50 76							

Non-Div I Games:

Loyola Chicago

■ Loss, 
 ■ Non-Conf, S Site, 
 ■ Home 
 ■ Away 
 N Neutral



Average RPI Win:	280	WON-LOST	WINNING	LAST 10	STRENGTH OF	OPP. STRENGTH	TEAM	ADJ.	CONF.	ADJ CONF.
Average RPI Loss:	142	RECORD	PCT. RANK	GAMES	SCHEDULE	OF SCHEDULE	RPI	RPI	RPI	RPI
DIV. I ONLY	9- 13	222	5- 5	214	251	239	239	23	23	
DIV. I NON-CONF.	4- 7	224	0- 1	151	215	219	219	25	25	
TOTALS	RPI 1-25	RPI 26-50	W-L RECORDS	RPI 51-100	RPI 101-150	RPI 150+				
9- 13	0- 1	0- 0	OVERALL	0- 3	0- 4	9- 5				
7- 5	0- 1	0- 0	HOME	0- 1	0- 2	7- 1				
2- 8	0- 0	0- 0	AWAY	0- 2	0- 2	2- 4				
0- 0	0- 0	0- 0	NEUTRAL	0- 0	0- 0	0- 0				
4- 7	0- 1	0- 0	NON-CONFERENCE	0- 2	0- 3	4- 1				
3- 3	0- 1	0- 0	HOME	0- 0	0- 2	3- 0				
1- 4	0- 0	0- 0	AWAY	0- 2	0- 1	1- 1				
0- 0	0- 0	0- 0	NEUTRAL	0- 0	0- 0	0- 0				
5- 6	0- 0	0- 0	CONFERENCE	0- 1	0- 1	5- 4				
4- 2	0- 0	0- 0	HOME	0- 1	0- 0	4- 1				
1- 4	0- 0	0- 0	AWAY	0- 0	0- 1	1- 3				
0- 0	0- 0	0- 0	NEUTRAL	0- 0	0- 0	0- 0				

RPI 1-25				RPI 26-50				RPI 51-100				RPI 101+ Team's RPI: 239			
RPI	S	Opponent	Score	RPI	S	Opponent	Score	RPI	S	Opponent	Score	RPI	S	Opponent	Score
17	H	Maryland	60 79					52	A	George Washington	64 74	112	H	Delaware	45 47
								59	H	Bucknell	66 72	121	A	Navy	51 77
								92	A	Cornell	50 58	137	A	Pittsburgh	44 74
												144	H	Columbia	53 65
												172	A	Army West Point	48 67
												172	H	Army West Point	71 62
												175	H	American	45 60
												183	A	Fairfield	57 58
												229	H	Colgate	87 77
												230	A	UMBC	70 65
												274	A	Boston U.	58 61
												298	H	Lipscomb	74 30
												310	A	Lehigh	69 86
												310	H	Lehigh	62 58
												320	H	St. Francis Brooklyn	69 60
												321	H	Mt. St. Mary's	58 53
												322	A	Lafayette	60 55
												322	H	Lafayette	75 47
LAST 12 Division I GAMES:															
172	A	Army West Point	48 67	121	A	Navy	51 77								
310	A	Lehigh	69 86	172	H	Army West Point	71 62								
322	H	Lafayette	75 47	310	H	Lehigh	62 58								
229	H	Colgate	87 77	322	A	Lafayette	60 55								
59	H	Bucknell	66 72	175	H	American	45 60								
274	A	Boston U.	58 61	52	A	George Washington	64 74								

Non-Div I Games:

Loyola Maryland

■ Loss, 
 ■ Non-Conf, 
 ■ S Site, 
 ■ H Home 
 ■ A Away 
 N Neutral

Average RPI Win:	238	WON-LOST	WINNING	LAST 10	STRENGTH OF	OPP. STRENGTH	TEAM	ADJ.	CONF.	ADJ CONF.
Average RPI Loss:	117	RECORD	PCT. RANK	GAMES	SCHEDULE	OF SCHEDULE	RPI	RPI	RPI	RPI
DIV. I ONLY	11- 12	187	6- 4	217	156	211	211	15	15	
DIV. I NON-CONF.	5- 6	186	0- 0	228	209	212	212	13	13	
TOTALS	RPI 1-25	RPI 26-50	W-L RECORDS	RPI 51-100	RPI 101-150	RPI 150+				
11- 12	0- 0	0- 0	OVERALL	1- 6	0- 3	10- 3				
7- 6	0- 0	0- 0	HOME	1- 3	0- 2	6- 1				
4- 6	0- 0	0- 0	AWAY	0- 1	0- 0	4- 1				
0- 0	0- 0	0- 0	NEUTRAL	0- 0	0- 0	0- 0				
5- 6	0- 0	0- 0	NON-CONFERENCE	0- 4	0- 1	5- 1				
2- 4	0- 0	0- 0	HOME	0- 2	0- 1	2- 1				
3- 2	0- 0	0- 0	AWAY	0- 2	0- 0	3- 0				
0- 0	0- 0	0- 0	NEUTRAL	0- 0	0- 0	0- 0				
6- 6	0- 0	0- 0	CONFERENCE	1- 2	0- 2	5- 2				
5- 2	0- 0	0- 0	HOME	1- 1	0- 1	4- 0				
1- 4	0- 0	0- 0	AWAY	0- 1	0- 1	1- 2				
0- 0	0- 0	0- 0	NEUTRAL	0- 0	0- 0	0- 0				

RPI S	Opponent	Score	RPI S	Opponent	Score	RPI S	Opponent	Score	RPI S	Opponent	Score	Team's RPI: 211
						55	A Washington St.	45 92	119	H Saint Louis	76 90	
						56	A Oklahoma St.	58 66	125	A St. Mary's (CA)	59 74	
						78	H Gonzaga	56 80	148	H San Francisco	72 79	
						79	H Belmont	72 79	158	A Santa Clara	64 71	
						99	A BYU	59 76	158	H Santa Clara	61 50	
						99	H BYU	77 74	166	H UC Riverside	72 75	
						100	H Long Beach St.	78 81	210	A Pacific	65 52	
									213	A Seattle U	62 59	
									215	A San Diego	58 61	
									215	H San Diego	63 55	
									232	A San Diego St.	60 53	
									242	H UC Santa Barbara	57 55	
									275	H Portland	69 54	
									308	H Pepperdine	72 60	
									327	H UC Irvine	58 39	
									339	A Cal St. Fullerton	77 62	
LAST 12 Division I GAMES:												
148	H	San Francisco	72	79	275	H	Portland	69	54			
215	H	San Diego	63	55	78	H	Gonzaga	56	80			
99	H	BYU	77	74	158	A	Santa Clara	64	71			
210	A	Pacific	65	52	308	H	Pepperdine	72	60			
158	H	Santa Clara	61	50	99	A	BYU	59	76			
215	A	San Diego	58	61	125	A	St. Mary's (CA)	59	74			

Non-Div I Games:

Loyola Marymount

■ Loss, 
■ Non-Conf, 
■ S Site, 
■ H Home 
■ A Away 
N Neutral

Average RPI Win: <b>210</b>	WON-LOST	WINNING	LAST 10	STRENGTH OF	OPP. STRENGTH	TEAM	ADJ.	CONF.	ADJ CONF.
Average RPI Loss: <b>122</b>	RECORD	PCT. RANK	GAMES	SCHEDULE	OF SCHEDULE	RPI	RPI	RPI	RPI
DIV. I ONLY	<b>12- 13</b>	<b>186</b>	<b>5- 5</b>	<b>119</b>	<b>117</b>	<b>136</b>	<b>136</b>	<b>22</b>	<b>22</b>
DIV. I NON-CONF.	<b>7- 8</b>	<b>181</b>	<b>0- 2</b>	<b>56</b>	<b>36</b>	<b>96</b>	<b>96</b>	<b>22</b>	<b>22</b>
TOTALS	RPI 1-25	RPI 26-50	W-L RECORDS	RPI 51-100	RPI 101-150	RPI 150+			
12- 13	0- 3	0- 2	OVERALL	2- 1	0- 1	10- 6			
7- 1	0- 1	0- 0	HOME	1- 0	0- 0	6- 0			
2- 11	0- 2	0- 2	AWAY	0- 1	0- 1	2- 5			
3- 1	0- 0	0- 0	NEUTRAL	1- 0	0- 0	2- 1			
7- 8	0- 3	0- 2	NON-CONFERENCE	2- 0	0- 1	5- 2			
3- 1	0- 1	0- 0	HOME	1- 0	0- 0	2- 0			
1- 6	0- 2	0- 2	AWAY	0- 0	0- 1	1- 1			
3- 1	0- 0	0- 0	NEUTRAL	1- 0	0- 0	2- 1			
5- 5	0- 0	0- 0	CONFERENCE	0- 1	0- 0	5- 4			
4- 0	0- 0	0- 0	HOME	0- 0	0- 0	4- 0			
1- 5	0- 0	0- 0	AWAY	0- 1	0- 0	1- 4			
0- 0	0- 0	0- 0	NEUTRAL	0- 0	0- 0	0- 0			

RPI 1-25				RPI 26-50				RPI 51-100				RPI 101+ Team's RPI: 136			
RPI	S	Opponent	Score	RPI	S	Opponent	Score	RPI	S	Opponent	Score	RPI	S	Opponent	Score
3	A	South Carolina	42 <b>79</b>	35	A	Harvard	62 <b>69</b>	94	A	New Hampshire	44 <b>50</b>	114	A	Clemson	61 <b>69</b>
4	H	Mississippi St.	43 <b>87</b>	39	A	Tulane	62 <b>77</b>	95	H	Purdue	67 47	151	H	Hartford	73 62
21	A	Miami (FL)	51 <b>76</b>					95	N	Chattanooga	49 39	156	N	Hampton	49 <b>58</b>
												161	H	Albany (NY)	84 71
												177	A	Boston College	53 <b>64</b>
												182	H	Northeastern	68 49
												187	N	ETSU	61 48
												205	A	Binghamton	52 <b>58</b>
												214	H	Dartmouth	60 55
												230	A	UMBC	62 <b>66</b>
												230	H	UMBC	72 40
												254	A	Stony Brook	41 <b>55</b>
												260	A	Vermont	52 <b>55</b>
												260	H	Vermont	59 43
												293	A	Bryant	77 52
												312	N	Saint Peter's	59 43
												338	A	UMass Lowell	65 44
LAST 12 Division I GAMES:															
230	A	UMBC	62 <b>66</b>	254	A	Stony Brook	41 <b>55</b>								
260	H	Vermont	59 43	338	A	UMass Lowell	65 44								
205	A	Binghamton	52 <b>58</b>	230	H	UMBC	72 40								
161	H	Albany (NY)	84 71	260	A	Vermont	52 <b>55</b>								
94	A	New Hampshire	44 <b>50</b>	177	A	Boston College	53 <b>64</b>								
151	H	Hartford	73 62	39	A	Tulane	62 <b>77</b>								

Non-Div I Games:

Maine

■ Loss, 
 ■ Non-Conf, 
 S Site, 
 ■ Home 
 ■ Away 
 N Neutral

Average RPI Win:	250	WON-LOST	WINNING	LAST 10	STRENGTH OF	OPP. STRENGTH	TEAM	ADJ.	CONF.	ADJ CONF.
Average RPI Loss:	157	RECORD	PCT. RANK	GAMES	SCHEDULE	OF SCHEDULE	RPI	RPI	RPI	RPI
DIV. I ONLY	7- 16	278	2- 8	202	234	265	265	17	17	
DIV. I NON-CONF.	4- 5	198	0- 0	65	292	141	141	17	17	
TOTALS	RPI 1-25	RPI 26-50	W-L RECORDS	RPI 51-100	RPI 101-150	RPI 150+				
7- 16	0- 0	0- 1	OVERALL	0- 3	1- 5	6- 7				
4- 7	0- 0	0- 0	HOME	0- 1	1- 2	3- 4				
3- 9	0- 0	0- 1	AWAY	0- 0	0- 1	3- 0				
0- 0	0- 0	0- 0	NEUTRAL	0- 0	0- 0	0- 0				
4- 5	0- 0	0- 0	NON-CONFERENCE	0- 3	1- 1	3- 1				
2- 2	0- 0	0- 0	HOME	0- 1	1- 0	1- 1				
2- 3	0- 0	0- 0	AWAY	0- 2	0- 1	2- 0				
0- 0	0- 0	0- 0	NEUTRAL	0- 0	0- 0	0- 0				
3- 11	0- 0	0- 1	CONFERENCE	0- 0	0- 4	3- 6				
2- 5	0- 0	0- 0	HOME	0- 0	0- 2	2- 3				
1- 6	0- 0	0- 1	AWAY	0- 0	0- 2	1- 3				
0- 0	0- 0	0- 0	NEUTRAL	0- 0	0- 0	0- 0				

RPI S	Opponent	Score	RPI S	Opponent	Score	RPI S	Opponent	Score	RPI S	Opponent	Score	Team's RPI: 265
48	A Quinnipiac	38 81	59	A Bucknell	64 69	115	A Fordham	60 63				
			69	A Buffalo	39 73	126	A Rider	64 73				
			94	H New Hampshire	42 59	126	H Rider	36 53				
						147	A Iona	53 70				
						147	H Iona	62 76				
						149	H Yale	63 57				
						154	A Brown	58 57				
						183	A Fairfield	56 71				
						199	H Siena	68 66				
						216	A Niagara	42 65				
						216	H Niagara	59 62				
						231	H Marist	47 62				
						238	A Canisius	48 58				
						238	H Canisius	57 62				
						254	H Stony Brook	50 55				
						304	H Holy Cross	60 56				
						312	A Saint Peter's	69 65				
						312	H Saint Peter's	57 44				
						320	A St. Francis Brooklyn	55 52				
LAST 12 Division I GAMES:												
216	A Niagara	42 65	216	H Niagara	59 62							
238	A Canisius	48 58	48	A Quinnipiac	38 81							
312	H Saint Peter's	57 44	183	A Fairfield	56 71							
126	A Rider	64 73	126	H Rider	36 53							
312	A Saint Peter's	69 65	238	H Canisius	57 62							
147	H Iona	62 76	199	H Siena	68 66							

Non-Div I Games:

Manhattan

■ Loss, 
■ Non-Conf, 
■ S Site, 
■ H Home 
■ A Away 
N Neutral

Average RPI Win: <b>233</b>	WON-LOST	WINNING	LAST 10	STRENGTH OF	OPP. STRENGTH	TEAM	ADJ.	CONF.	ADJ CONF.
Average RPI Loss: <b>180</b>	RECORD	PCT. RANK	GAMES	SCHEDULE	OF SCHEDULE	RPI	RPI	RPI	RPI
DIV. I ONLY	<b>11- 12</b>	<b>187</b>	<b>6- 4</b>	<b>322</b>	<b>131</b>	<b>231</b>	<b>231</b>	<b>17</b>	<b>17</b>
DIV. I NON-CONF.	<b>3- 7</b>	<b>250</b>	<b>0- 1</b>	<b>321</b>	<b>68</b>	<b>302</b>	<b>302</b>	<b>17</b>	<b>17</b>
TOTALS	RPI 1-25	RPI 26-50	W-L RECORDS	RPI 51-100	RPI 101-150	RPI 150+			
11- 12	0- 2	0- 0	OVERALL	0- 0	1- 3	10- 7			
3- 6	0- 1	0- 0	HOME	0- 0	0- 2	3- 3			
7- 4	0- 0	0- 0	AWAY	0- 0	1- 0	6- 4			
1- 2	0- 1	0- 0	NEUTRAL	0- 0	0- 1	1- 0			
3- 7	0- 2	0- 0	NON-CONFERENCE	0- 0	0- 1	3- 4			
1- 2	0- 1	0- 0	HOME	0- 0	0- 0	1- 1			
1- 3	0- 0	0- 0	AWAY	0- 0	0- 0	1- 3			
1- 2	0- 1	0- 0	NEUTRAL	0- 0	0- 1	1- 0			
8- 5	0- 0	0- 0	CONFERENCE	0- 0	1- 2	7- 3			
2- 4	0- 0	0- 0	HOME	0- 0	0- 2	2- 2			
6- 1	0- 0	0- 0	AWAY	0- 0	1- 0	5- 1			
0- 0	0- 0	0- 0	NEUTRAL	0- 0	0- 0	0- 0			

RPI 1-25				RPI 26-50				RPI 51-100				RPI 101+ Team's RPI: 231			
RPI	S	Opponent	Score	RPI	S	Opponent	Score	RPI	S	Opponent	Score	RPI	S	Opponent	Score
22	H	Creighton	50 <b>72</b>									126	H	Rider	56 <b>69</b>
25	N	Auburn	51 <b>52</b>									133	N	East Carolina	68 <b>70</b>
												147	A	Iona	68 62
												147	H	Iona	37 <b>48</b>
												181	A	Hofstra	42 <b>62</b>
												183	H	Fairfield	71 55
												184	H	Seton Hall	63 <b>76</b>
												199	A	Siena	70 59
												199	H	Siena	68 <b>69</b>
												214	A	Dartmouth	66 61
												216	A	Niagara	60 58
												224	A	Monmouth	69 <b>79</b>
												238	A	Canisius	85 74
												238	H	Canisius	67 60
												265	A	Manhattan	62 47
												274	H	Boston U.	76 57
												277	N	N.C. A&T	69 64
												300	A	Rhode Island	61 <b>82</b>
												304	A	Holy Cross	46 <b>50</b>
												312	A	Saint Peter's	66 58
												312	H	Saint Peter's	69 <b>73</b>
LAST 12 Division I GAMES:															
312	A	Saint Peter's	66 58	126	H	Rider	56 <b>69</b>								
199	A	Siena	70 59	216	A	Niagara	60 58								
238	H	Canisius	67 60	238	A	Canisius	85 74								
147	H	Iona	37 <b>48</b>	224	A	Monmouth	69 <b>79</b>								
199	H	Siena	68 <b>69</b>	183	H	Fairfield	71 55								
147	A	Iona	68 62	22	H	Creighton	50 <b>72</b>								

Non-Div I Games:

Marist

■ Loss, 
 ■ Non-Conf, 
 S Site, 
 ■ Home 
 ■ Away 
 N Neutral

Average RPI Win:	146	WON-LOST	WINNING	LAST 10	STRENGTH OF	OPP. STRENGTH	TEAM	ADJ.	CONF.	ADJ CONF.
Average RPI Loss:	77	RECORD	PCT. RANK	GAMES	SCHEDULE	OF SCHEDULE	RPI	RPI	RPI	RPI
DIV. I ONLY	17- 7	66	6- 4	66	63	43	43	7	7	
DIV. I NON-CONF.	9- 2	37	0- 0	84	77	46	46	7	7	
TOTALS	RPI 1-25	RPI 26-50	W-L RECORDS	RPI 51-100	RPI 101-150	RPI 150+				
17- 7	3- 2	1- 1	OVERALL	2- 2	1- 0	10- 2				
10- 3	1- 1	0- 1	HOME	1- 1	1- 0	7- 0				
7- 3	2- 1	1- 0	AWAY	1- 1	0- 0	3- 1				
0- 1	0- 0	0- 0	NEUTRAL	0- 0	0- 0	0- 1				
9- 2	2- 0	0- 1	NON-CONFERENCE	1- 0	1- 0	5- 1				
6- 1	1- 0	0- 1	HOME	1- 0	1- 0	3- 0				
3- 0	1- 0	0- 0	AWAY	0- 0	0- 0	2- 0				
0- 1	0- 0	0- 0	NEUTRAL	0- 0	0- 0	0- 1				
8- 5	1- 2	1- 0	CONFERENCE	1- 2	0- 0	5- 1				
4- 2	0- 1	0- 0	HOME	0- 1	0- 0	4- 0				
4- 3	1- 1	1- 0	AWAY	1- 1	0- 0	1- 1				
0- 0	0- 0	0- 0	NEUTRAL	0- 0	0- 0	0- 0				

RPI 1-25				RPI 26-50				Team's RPI: 43	RPI 51-100				RPI 101+			
RPI	S	Opponent	Score	RPI	S	Opponent	Score		RPI	S	Opponent	Score	RPI	S	Opponent	Score
6	A	Oregon St.	74 73	34	H	Green Bay	63 78		67	A	St. John's (NY)	64 70	145	H	New Mexico	62 52
15	A	DePaul	102 101	47	A	Georgetown	84 77		67	H	St. John's (NY)	72 82	158	N	Santa Clara	62 65
22	A	Creighton	77 80						68	A	Villanova	77 71	170	A	Providence	64 66
22	H	Creighton	63 83						90	H	Western Ill.	77 61	170	H	Providence	79 74
24	H	Arizona St.	75 63										171	H	Milwaukee	85 74
													173	H	Xavier	85 61
													184	A	Seton Hall	83 77
													184	H	Seton Hall	103 60
													204	A	Wisconsin	81 75
													210	A	Pacific	89 75
													219	H	Saint Francis (PA)	104 91
													233	H	Butler	91 53
													335	H	Longwood	87 37
LAST 12 Division I GAMES:																
67	H	St. John's (NY)	72 82	173	H	Xavier	85 61									
184	H	Seton Hall	103 60	184	A	Seton Hall	83 77									
22	A	Creighton	77 80	67	A	St. John's (NY)	64 70									
170	A	Providence	64 66	170	H	Providence	79 74									
15	A	DePaul	102 101	22	H	Creighton	63 83									
233	H	Butler	91 53	47	A	Georgetown	84 77									

Non-Div I Games:

Marquette

Average RPI Win:	275	WON-LOST	WINNING	LAST 10	STRENGTH OF	OPP. STRENGTH	TEAM	ADJ.	CONF.	ADJ CONF.
Average RPI Loss:	142	RECORD	PCT. RANK	GAMES	SCHEDULE	OF SCHEDULE	RPI	RPI	RPI	RPI
DIV. I ONLY	10- 10	168	3- 7	315	193	245	245	14	14	
DIV. I NON-CONF.	6- 3	97	0- 0	348	293	246	246	16	16	
TOTALS	RPI 1-25	RPI 26-50	W-L RECORDS	RPI 51-100	RPI 101-150	RPI 150+				
10- 10	0- 0	0- 0	OVERALL	0- 5	1- 2	9- 3				
7- 3	0- 0	0- 0	HOME	0- 1	0- 1	7- 1				
2- 6	0- 0	0- 0	AWAY	0- 4	1- 1	1- 1				
1- 1	0- 0	0- 0	NEUTRAL	0- 0	0- 0	1- 1				
6- 3	0- 0	0- 0	NON-CONFERENCE	0- 2	0- 0	6- 1				
4- 0	0- 0	0- 0	HOME	0- 0	0- 0	4- 0				
1- 2	0- 0	0- 0	AWAY	0- 2	0- 0	1- 0				
1- 1	0- 0	0- 0	NEUTRAL	0- 0	0- 0	1- 1				
4- 7	0- 0	0- 0	CONFERENCE	0- 3	1- 2	3- 2				
3- 3	0- 0	0- 0	HOME	0- 1	0- 1	3- 1				
1- 4	0- 0	0- 0	AWAY	0- 2	1- 1	0- 1				
0- 0	0- 0	0- 0	NEUTRAL	0- 0	0- 0	0- 0				

RPI 1-25				RPI 26-50				RPI 51-100				RPI 101+				Team's RPI: 245	
RPI	S	Opponent	Score	RPI	S	Opponent	Score	RPI	S	Opponent	Score	RPI	S	Opponent	Score		
								81	A	Western Ky.	57	73	117	H	Southern Miss.	78	82
								83	A	Penn St.	80	82	132	A	Old Dominion	69	73
								86	A	North Carolina	53	75	150	A	UTSA	88	81
								89	A	Charlotte	77	93	159	H	Louisiana Tech	54	72
								93	H	Middle Tenn.	63	72	193	A	Illinois	55	53
													203	H	UAB	61	58
													240	H	Coastal Caro.	84	66
													271	H	FIU	70	52
													287	A	UTEP	74	84
													289	N	Prairie View	68	78
													330	H	Fla. Atlantic	76	53
													335	H	Longwood	70	50
													341	H	Florida A&M	77	67
													343	N	Sam Houston St.	73	50
													348	H	Morgan St.	62	43
LAST 12 Division I GAMES:																	
				159	H	Louisiana Tech	54	72	93	H	Middle Tenn.	63	72				
				117	H	Southern Miss.	78	82	89	A	Charlotte	77	93				
				287	A	UTEP	74	84	132	A	Old Dominion	69	73				
				150	A	UTSA	88	81	330	H	Fla. Atlantic	76	53				
				81	A	Western Ky.	57	73	271	H	FIU	70	52				
				203	H	UAB	61	58	335	H	Longwood	70	50				

Non-Div I Games: Me.-Fort Kent 136 62 Bluefield Col. 77 35

Marshall

Loss, Non-Conf, S Site, H Home A Away N Neutral

Maryland

Through Games Of Feb. 5, 2017

Average RPI Win:	143	WON-LOST	WINNING	LAST 10	STRENGTH OF	OPP. STRENGTH	TEAM	ADJ.	CONF.	ADJ CONF.
Average RPI Loss:	1	RECORD	PCT. RANK	GAMES	SCHEDULE	OF SCHEDULE	RPI	RPI	RPI	RPI
DIV. I ONLY	23- 1	2	10- 0	118	30	17	17	6	6	
DIV. I NON-CONF.	12- 1	7	0- 1	206	41	48	48	6	6	
TOTALS	RPI 1-25	RPI 26-50	W-L RECORDS	RPI 51-100	RPI 101-150	RPI 150+				
23- 1	2- 1	2- 0	OVERALL	7- 0	1- 0	11- 0				
11- 1	0- 1	2- 0	HOME	2- 0	0- 0	7- 0				
10- 0	1- 0	0- 0	AWAY	4- 0	1- 0	4- 0				
2- 0	1- 0	0- 0	NEUTRAL	1- 0	0- 0	0- 0				
12- 1	2- 1	0- 0	NON-CONFERENCE	1- 0	1- 0	8- 0				
6- 1	0- 1	0- 0	HOME	0- 0	0- 0	6- 0				
4- 0	1- 0	0- 0	AWAY	0- 0	1- 0	2- 0				
2- 0	1- 0	0- 0	NEUTRAL	1- 0	0- 0	0- 0				
11- 0	0- 0	2- 0	CONFERENCE	6- 0	0- 0	3- 0				
5- 0	0- 0	2- 0	HOME	2- 0	0- 0	1- 0				
6- 0	0- 0	0- 0	AWAY	4- 0	0- 0	2- 0				
0- 0	0- 0	0- 0	NEUTRAL	0- 0	0- 0	0- 0				

RPI 1-25				Team's RPI: 17		RPI 26-50				RPI 51-100				RPI 101+					
RPI	S	Opponent	Score		RPI	S	Opponent	Score		RPI	S	Opponent	Score		RPI	S	Opponent	Score	
1	H	UConn	81	87	28	H	Michigan	83	70	51	A	Iowa	98	82	108	A	Duquesne	77	57
13	A	Louisville	78	72	50	H	Northwestern	96	65	51	H	Iowa	100	81	162	H	Towson	97	63
24	N	Arizona St.	83	42						53	A	Indiana	92	56	179	A	Nebraska	93	49
										54	A	Minnesota	83	72	189	H	Rutgers	80	71
										55	N	Washington St.	79	69	193	A	Illinois	94	49
										83	H	Penn St.	89	83	216	A	Niagara	96	64
										95	A	Purdue	85	70	230	H	UMBC	92	42
															239	A	Loyola Maryland	79	60
															248	H	UMES	106	61
															312	H	Saint Peter's	101	49
															321	H	Mt. St. Mary's	106	42
															338	H	UMass Lowell	100	44
LAST 12 Division I GAMES:																			
					53	A	Indiana	92	56	51	A	Iowa	98	82					
					95	A	Purdue	85	70	83	H	Penn St.	89	83					
					51	H	Iowa	100	81	50	H	Northwestern	96	65					
					193	A	Illinois	94	49	179	A	Nebraska	93	49					
					189	H	Rutgers	80	71	54	A	Minnesota	83	72					
					28	H	Michigan	83	70	1	H	UConn	81	87					

Non-Div I Games:

Maryland

Loss, Non-Conf, S Site, H Home A Away N Neutral



Massachusetts

Through Games Of Feb. 5, 2017

Average RPI Win:	276	WON-LOST	WINNING	LAST 10	STRENGTH OF	OPP. STRENGTH	TEAM	ADJ.	CONF.	ADJ CONF.
Average RPI Loss:	147	RECORD	PCT. RANK	GAMES	SCHEDULE	OF SCHEDULE	RPI	RPI	RPI	RPI
DIV. I ONLY	8- 16	257	1- 5	283	132	295	295	12	12	
DIV. I NON-CONF.	5- 7	205	1- 0	312	234	268	268	12	12	
TOTALS	RPI 1-25	RPI 26-50	W-L RECORDS	RPI 51-100	RPI 101-150	RPI 150+				
8- 16	0- 0	0- 0	OVERALL	0- 5	1- 3	7- 8				
6- 5	0- 0	0- 0	HOME	0- 1	1- 1	5- 3				
1- 10	0- 0	0- 0	AWAY	0- 0	0- 1	1- 2				
1- 1	0- 0	0- 0	NEUTRAL	0- 1	0- 0	1- 0				
5- 7	0- 0	0- 0	NON-CONFERENCE	0- 3	0- 0	5- 4				
4- 0	0- 0	0- 0	HOME	0- 0	0- 0	4- 0				
0- 6	0- 0	0- 0	AWAY	0- 2	0- 0	0- 4				
1- 1	0- 0	0- 0	NEUTRAL	0- 1	0- 0	1- 0				
3- 9	0- 0	0- 0	CONFERENCE	0- 2	1- 3	2- 4				
2- 5	0- 0	0- 0	HOME	0- 1	1- 1	1- 3				
1- 4	0- 0	0- 0	AWAY	0- 1	0- 2	1- 1				
0- 0	0- 0	0- 0	NEUTRAL	0- 0	0- 0	0- 0				

RPI S	Opponent	Score	RPI S	Opponent	Score	RPI S	Opponent	Score	RPI S	Opponent	Score	Team's RPI: 295
						51 A	Iowa	30 71	108 H	Duquesne	75 67	
						52 H	George Washington	54 60	111 A	Saint Joseph's	50 81	
						62 A	Dayton	65 77	119 H	Saint Louis	60 81	
						69 A	Buffalo	47 61	122 A	VCU	52 55	
						73 N	Drexel	47 65	151 A	Hartford	56 75	
									155 H	George Mason	55 66	
									169 A	La Salle	64 68	
									181 A	Hofstra	55 71	
									217 H	St. Bonaventure	38 55	
									271 A	FIU	57 58	
									274 A	Boston U.	60 64	
									281 A	Davidson	61 60	
									281 H	Davidson	59 63	
									283 H	North Dakota St.	70 58	
									293 H	Bryant	68 62	
									300 H	Rhode Island	68 67	
									304 H	Holy Cross	69 66	
									311 H	Central Conn. St.	76 37	
									328 N	Montana	59 58	
LAST 12 Division I GAMES:												
			328 N	Montana	59 58		217 H	St. Bonaventure	38 55			
			281 H	Davidson	59 63		108 H	Duquesne	75 67			
			119 H	Saint Louis	60 81		281 A	Davidson	61 60			
			122 A	VCU	52 55		111 A	Saint Joseph's	50 81			
			169 A	La Salle	64 68		300 H	Rhode Island	68 67			
			52 H	George Washington	54 60		62 A	Dayton	65 77			

Non-Div I Games: Merrimack 73 44

Massachusetts

Loss, Non-Conf, S Site, H Home A Away N Neutral

Average RPI Win:	325	WON-LOST	WINNING	LAST 10	STRENGTH OF	OPP. STRENGTH	TEAM	ADJ.	CONF.	ADJ CONF.
Average RPI Loss:	130	RECORD	PCT. RANK	GAMES	SCHEDULE	OF SCHEDULE	RPI	RPI	RPI	RPI
DIV. I ONLY	6- 12	257	4- 6	216	271	261	261	27	27	
DIV. I NON-CONF.	1- 6	310	0- 1	202	103	297	297	27	27	
TOTALS	RPI 1-25	RPI 26-50	W-L RECORDS	RPI 51-100	RPI 101-150	RPI 150+				
6- 12	0- 0	0- 1	OVERALL	0- 0	0- 8	6- 3				
3- 5	0- 0	0- 0	HOME	0- 0	0- 2	3- 3				
3- 5	0- 0	0- 1	AWAY	0- 0	0- 4	3- 0				
0- 2	0- 0	0- 0	NEUTRAL	0- 0	0- 2	0- 0				
1- 6	0- 0	0- 1	NON-CONFERENCE	0- 0	0- 3	1- 2				
0- 2	0- 0	0- 0	HOME	0- 0	0- 0	0- 2				
1- 2	0- 0	0- 1	AWAY	0- 0	0- 1	1- 0				
0- 2	0- 0	0- 0	NEUTRAL	0- 0	0- 2	0- 0				
5- 6	0- 0	0- 0	CONFERENCE	0- 0	0- 5	5- 1				
3- 3	0- 0	0- 0	HOME	0- 0	0- 2	3- 1				
2- 3	0- 0	0- 0	AWAY	0- 0	0- 3	2- 0				
0- 0	0- 0	0- 0	NEUTRAL	0- 0	0- 0	0- 0				

RPI 1-25			RPI 26-50			RPI 51-100			RPI 101+			Team's RPI: 261
RPI	S	Opponent	Score	RPI	S	Opponent	Score	RPI	S	Opponent	Score	
				39	A	Tulane	65 82					
								110	H	SFA	65 96	
								113	A	Central Ark.	52 67	
								113	H	Central Ark.	49 72	
								116	N	Alabama	63 84	
								124	A	TCU	70 74	
								128	A	Lamar University	57 79	
								131	A	Abilene Christian	65 77	
								137	N	Pittsburgh	65 71	
								159	H	Louisiana Tech	56 66	
								191	H	Louisiana	70 77	
								196	H	New Orleans	59 71	
								301	A	Northwestern St.	68 63	
								301	H	Northwestern St.	68 52	
								332	A	La.-Monroe	78 52	
								334	A	Southeastern La.	86 83	
								337	H	Houston Baptist	68 53	
								343	H	Sam Houston St.	79 56	
LAST 12 Division I GAMES:												
				128	A	Lamar University	57 79					
				113	H	Central Ark.	49 72					
				131	A	Abilene Christian	65 77					
				196	H	New Orleans	59 71					
				301	H	Northwestern St.	68 52					
				113	A	Central Ark.	52 67					
				334	A	Southeastern La.	86 83					
				337	H	Houston Baptist	68 53					
				343	H	Sam Houston St.	79 56					
				110	H	SFA	65 96					
				301	A	Northwestern St.	68 63					
				137	N	Pittsburgh	65 71					

Non-Div I Games: LSU-Alexandria 100 66 Louisiana Col. 88 47 Southern-N.O. 94 65 Wiley 72 56  
McNeese

Loss, Non-Conf, S Site, H Home A Away N Neutral

Average RPI Win: <b>179</b>	WON-LOST	WINNING	LAST 10	STRENGTH OF	OPP. STRENGTH	TEAM	ADJ.	CONF.	ADJ CONF.
Average RPI Loss: <b>124</b>	RECORD	PCT. RANK	GAMES	SCHEDULE	OF SCHEDULE	RPI	RPI	RPI	RPI
DIV. I ONLY	<b>11- 12</b>	<b>187</b>	<b>4- 6</b>	<b>122</b>	<b>96</b>	<b>168</b>	<b>168</b>	<b>5</b>	<b>5</b>
DIV. I NON-CONF.	<b>7- 6</b>	<b>157</b>	<b>2- 0</b>	<b>283</b>	<b>167</b>	<b>222</b>	<b>222</b>	<b>5</b>	<b>5</b>
TOTALS	RPI 1-25	RPI 26-50	W-L RECORDS	RPI 51-100	RPI 101-150	RPI 150+			
11- 12	0- 2	1- 2	OVERALL	0- 0	3- 3	7- 5			
9- 4	0- 1	1- 1	HOME	0- 0	2- 0	6- 2			
2- 7	0- 1	0- 1	AWAY	0- 0	1- 2	1- 3			
0- 1	0- 0	0- 0	NEUTRAL	0- 0	0- 1	0- 0			
7- 6	0- 0	0- 1	NON-CONFERENCE	0- 0	1- 1	6- 4			
6- 2	0- 0	0- 1	HOME	0- 0	1- 0	5- 1			
1- 3	0- 0	0- 0	AWAY	0- 0	0- 0	1- 3			
0- 1	0- 0	0- 0	NEUTRAL	0- 0	0- 1	0- 0			
4- 6	0- 2	1- 1	CONFERENCE	0- 0	2- 2	1- 1			
3- 2	0- 1	1- 0	HOME	0- 0	1- 0	1- 1			
1- 4	0- 1	0- 1	AWAY	0- 0	1- 2	0- 0			
0- 0	0- 0	0- 0	NEUTRAL	0- 0	0- 0	0- 0			

RPI 1-25				RPI 26-50				RPI 51-100				RPI 101+ Team's RPI: 168			
RPI	S	Opponent	Score	RPI	S	Opponent	Score	RPI	S	Opponent	Score	RPI	S	Opponent	Score
23	A	Temple	51 <b>66</b>	27	A	South Fla.	49 <b>79</b>					101	A	SMU	44 <b>53</b>
23	H	Temple	67 <b>73</b>	27	H	South Fla.	62 57					107	H	Vanderbilt	75 59
				49	H	Little Rock	44 <b>54</b>					120	N	Arkansas	61 <b>91</b>
												129	A	Tulsa	52 <b>57</b>
												140	A	UCF	65 62
												140	H	UCF	65 59
												152	H	Missouri St.	69 60
												153	H	Kansas	58 <b>68</b>
												157	H	Cincinnati	59 <b>66</b>
												159	H	Louisiana Tech	56 54
												163	H	Houston	66 65
												185	A	Southern Ill.	61 <b>69</b>
												193	A	Illinois	64 54
												227	A	Samford	42 <b>48</b>
												284	H	Southeast Mo. St.	65 63
												290	A	Nevada	67 <b>75</b>
												301	H	Northwestern St.	54 38
												307	H	Nicholls St.	73 62
LAST 12 Division I GAMES:															
				27	H	South Fla.	62 57	157	H	Cincinnati	59 <b>66</b>				
				101	A	SMU	44 <b>53</b>	140	A	UCF	65 62				
				140	H	UCF	65 59	129	A	Tulsa	52 <b>57</b>				
				163	H	Houston	66 65	23	H	Temple	67 <b>73</b>				
				23	A	Temple	51 <b>66</b>	107	H	Vanderbilt	75 59				
				27	A	South Fla.	49 <b>79</b>	307	H	Nicholls St.	73 62				

Non-Div I Games:

Memphis

■ Loss, 
 ■ Non-Conf, S Site, 
 ■ Home 
 ■ Away 
 N Neutral

Average RPI Win:	247	WON-LOST	WINNING	LAST 10	STRENGTH OF	OPP. STRENGTH	TEAM	ADJ.	CONF.	ADJ CONF.
Average RPI Loss:	67	RECORD	PCT. RANK	GAMES	SCHEDULE	OF SCHEDULE	RPI	RPI	RPI	RPI
DIV. I ONLY	15- 5	39	7- 2	245	145	102	102	19	19	
DIV. I NON-CONF.	8- 3	67	1- 1	296	75	111	111	21	21	
TOTALS	RPI 1-25	RPI 26-50	W-L RECORDS	RPI 51-100	RPI 101-150	RPI 150+				
15- 5	0- 1	0- 1	OVERALL	0- 3	0- 0	15- 0				
7- 2	0- 1	0- 0	HOME	0- 1	0- 0	7- 0				
8- 3	0- 0	0- 1	AWAY	0- 2	0- 0	8- 0				
0- 0	0- 0	0- 0	NEUTRAL	0- 0	0- 0	0- 0				
8- 3	0- 1	0- 1	NON-CONFERENCE	0- 1	0- 0	8- 0				
3- 1	0- 1	0- 0	HOME	0- 0	0- 0	3- 0				
5- 2	0- 0	0- 1	AWAY	0- 1	0- 0	5- 0				
0- 0	0- 0	0- 0	NEUTRAL	0- 0	0- 0	0- 0				
7- 2	0- 0	0- 0	CONFERENCE	0- 2	0- 0	7- 0				
4- 1	0- 0	0- 0	HOME	0- 1	0- 0	4- 0				
3- 1	0- 0	0- 0	AWAY	0- 1	0- 0	3- 0				
0- 0	0- 0	0- 0	NEUTRAL	0- 0	0- 0	0- 0				

RPI 1-25			RPI 26-50			RPI 51-100			RPI 101+ Team's RPI: 102		
RPI	S	Opponent	Score	RPI	S	Opponent	Score	RPI	S	Opponent	Score
7	H	Florida St.	40 83	42	A	Georgia Tech	50 70	95	A	Chattanooga	50 70
								95	H	Chattanooga	56 74
								98	A	Georgia	64 72
								163	A	Houston	64 60
								187	A	ETSU	71 56
								187	H	ETSU	72 55
								193	A	Illinois	51 33
								223	H	Campbell	76 60
								227	H	Samford	59 49
								237	H	Wofford	54 39
								252	A	UNCG	77 64
								255	H	Furman	76 52
								257	A	Ga. Southern	77 56
								281	A	Davidson	67 60
								286	A	Western Caro.	59 57
								297	H	Kennesaw St.	61 46
								323	A	Winthrop	71 48
								330	H	Fla. Atlantic	74 57
LAST 12 Division I GAMES:											
187	A	ETSU	71 56	252	A	UNCG	77 64				
95	A	Chattanooga	50 70	95	H	Chattanooga	56 74				
227	H	Samford	59 49	187	H	ETSU	72 55				
237	H	Wofford	54 39	281	A	Davidson	67 60				
255	H	Furman	76 52	7	H	Florida St.	40 83				
286	A	Western Caro.	59 57	323	A	Winthrop	71 48				

Non-Div I Games: West Ga. 67 36 Paine 93 50 Emmanuel (GA) 84 70

Mercer

Loss, Non-Conf, S Site, H Home A Away N Neutral

Average RPI Win:	136	WON-LOST	WINNING	LAST 10	STRENGTH OF	OPP. STRENGTH	TEAM	ADJ.	CONF.	ADJ CONF.
Average RPI Loss:	14	RECORD	PCT. RANK	GAMES	SCHEDULE	OF SCHEDULE	RPI	RPI	RPI	RPI
DIV. I ONLY	17- 5	27	6- 4	38	18	21	21	3	3	
DIV. I NON-CONF.	11- 1	13	2- 0	143	53	20	20	4	4	
TOTALS	RPI 1-25	RPI 26-50	W-L RECORDS	RPI 51-100	RPI 101-150	RPI 150+				
17- 5	0- 4	3- 1	OVERALL	5- 0	3- 0	6- 0				
10- 2	0- 2	1- 0	HOME	3- 0	2- 0	4- 0				
6- 3	0- 2	2- 1	AWAY	2- 0	1- 0	1- 0				
1- 0	0- 0	0- 0	NEUTRAL	0- 0	0- 0	1- 0				
11- 1	0- 1	1- 0	NON-CONFERENCE	3- 0	2- 0	5- 0				
7- 0	0- 0	0- 0	HOME	2- 0	2- 0	3- 0				
3- 1	0- 1	1- 0	AWAY	1- 0	0- 0	1- 0				
1- 0	0- 0	0- 0	NEUTRAL	0- 0	0- 0	1- 0				
6- 4	0- 3	2- 1	CONFERENCE	2- 0	1- 0	1- 0				
3- 2	0- 2	1- 0	HOME	1- 0	0- 0	1- 0				
3- 2	0- 1	1- 1	AWAY	1- 0	1- 0	0- 0				
0- 0	0- 0	0- 0	NEUTRAL	0- 0	0- 0	0- 0				

RPI 1-25				RPI 26-50				RPI 51-100				RPI 101+			
RPI	S	Opponent	Score	RPI	S	Opponent	Score	RPI	S	Opponent	Score	RPI	S	Opponent	Score
2	H	Notre Dame	55 67	31	A	Ohio St.	94 89	58	A	Wake Forest	79 56	132	H	Old Dominion	66 56
7	H	Florida St.	66 81	33	A	Syracuse	48 81	61	H	Texas Tech	74 56	136	H	Maine	76 51
13	A	Louisville	59 63	36	A	North Carolina St.	67 64	67	A	St. John's (NY)	62 50	137	A	Pittsburgh	82 50
16	A	Kentucky	66 82	44	H	Virginia Tech	82 75	86	H	North Carolina	100 88	161	N	Albany (NY)	77 53
								89	H	Charlotte	80 46	177	H	Boston College	58 51
												249	H	Grambling	89 61
												269	H	Coppin St.	75 35
												271	A	FIU	69 49
												316	H	Loyola Chicago	81 43
LAST 12 Division I GAMES:															
				58	A	Wake Forest	79 56	2	H	Notre Dame	55 67				
				177	H	Boston College	58 51	36	A	North Carolina St.	67 64				
				86	H	North Carolina	100 88	137	A	Pittsburgh	82 50				
				33	A	Syracuse	48 81	7	H	Florida St.	66 81				
				13	A	Louisville	59 63	136	H	Maine	76 51				
				44	H	Virginia Tech	82 75	269	H	Coppin St.	75 35				

Non-Div I Games:

Miami (FL)

■ Loss, 
■ Non-Conf, S Site, 
■ Home 
■ Away 
N Neutral

Average RPI Win:	283	WON-LOST	WINNING	LAST 10	STRENGTH OF	OPP. STRENGTH	TEAM	ADJ.	CONF.	ADJ CONF.
Average RPI Loss:	121	RECORD	PCT. RANK	GAMES	SCHEDULE	OF SCHEDULE	RPI	RPI	RPI	RPI
DIV. I ONLY	5- 16	302	1- 9	63	254	218	218	10	10	
DIV. I NON-CONF.	4- 7	224	0- 1	178	341	229	229	11	11	
TOTALS	RPI 1-25	RPI 26-50	W-L RECORDS	RPI 51-100	RPI 101-150	RPI 150+				
5- 16	0- 0	0- 1	OVERALL	0- 6	0- 3	5- 6				
1- 7	0- 0	0- 1	HOME	0- 2	0- 1	1- 3				
2- 7	0- 0	0- 0	AWAY	0- 4	0- 2	2- 1				
2- 2	0- 0	0- 0	NEUTRAL	0- 0	0- 0	2- 2				
4- 7	0- 0	0- 0	NON-CONFERENCE	0- 1	0- 1	4- 5				
0- 3	0- 0	0- 0	HOME	0- 1	0- 0	0- 2				
2- 2	0- 0	0- 0	AWAY	0- 0	0- 1	2- 1				
2- 2	0- 0	0- 0	NEUTRAL	0- 0	0- 0	2- 2				
1- 9	0- 0	0- 1	CONFERENCE	0- 5	0- 2	1- 1				
1- 4	0- 0	0- 1	HOME	0- 1	0- 1	1- 1				
0- 5	0- 0	0- 0	AWAY	0- 4	0- 1	0- 0				
0- 0	0- 0	0- 0	NEUTRAL	0- 0	0- 0	0- 0				

RPI 1-25				RPI 26-50				RPI 51-100				RPI 101+				Team's RPI: 218	
RPI	S	Opponent	Score	RPI	S	Opponent	Score	RPI	S	Opponent	Score	RPI	S	Opponent	Score		
				45	H	Ohio	62 79	69	A	Buffalo	45 71	106	A	Kent St.	66 84		
								69	H	Buffalo	51 68	130	H	Ball St.	60 81		
								76	H	IUPUI	53 65	142	A	Wright St.	57 65		
								77	A	Northern Ill.	76 89	157	H	Cincinnati	43 49		
								82	A	Central Mich.	61 80	164	H	Western Mich.	60 85		
								87	A	Toledo	50 64	169	N	La Salle	70 79		
												170	N	Providence	59 75		
												188	A	Morehead St.	43 77		
												200	H	Indiana St.	54 62		
												246	A	Austin Peay	73 58		
												264	H	Eastern Mich.	72 61		
												266	A	Northern Ky.	60 50		
												313	N	Eastern Ky.	65 54		
												324	N	Fort Wayne	69 47		
LAST 12 Division I GAMES:																	
130	H	Ball St.	60 81	264	H	Eastern Mich.	72 61										
106	A	Kent St.	66 84	87	A	Toledo	50 64										
45	H	Ohio	62 79	164	H	Western Mich.	60 85										
77	A	Northern Ill.	76 89	69	A	Buffalo	45 71										
82	A	Central Mich.	61 80	142	A	Wright St.	57 65										
69	H	Buffalo	51 68	313	N	Eastern Ky.	65 54										

Non-Div I Games: Cedarville 70 57 Northwood 64 49

Miami (OH)

Loss, Non-Conf, S Site, H Home A Away N Neutral

RPI 1-25				RPI 26-50		Team's RPI: 28		RPI 51-100				RPI 101+			
RPI	S	Opponent	Score	RPI	S	Opponent	Score	RPI	S	Opponent	Score	RPI	S	Opponent	Score
7	N	Florida St.	62 76	31	A	Ohio St.	87 96	51	H	Iowa	72 70	160	H	Oakland	101 63
12	A	UCLA	64 84	42	A	Georgia Tech	92 52	53	H	Indiana	78 74	164	H	Western Mich.	66 40
17	A	Maryland	70 83	45	H	Ohio	69 46	54	H	Minnesota	84 69	173	A	Xavier	58 61
				50	H	Northwestern	80 54	78	N	Gonzaga	78 66	175	H	American	82 33
												179	A	Nebraska	84 51
												189	H	Rutgers	63 50
												193	A	Illinois	86 70
												204	A	Wisconsin	73 56
												216	H	Niagara	107 35
												232	A	San Diego St.	92 57
												251	H	Howard	109 41
												260	H	Vermont	78 56
												323	N	Winthrop	76 39
LAST 12 Division I GAMES:															
				51	H	Iowa	72 70	53	H	Indiana	78 74				
				193	A	Illinois	86 70	31	A	Ohio St.	87 96				
				50	H	Northwestern	80 54	204	A	Wisconsin	73 56				
				179	A	Nebraska	84 51	189	H	Rutgers	63 50				
				17	A	Maryland	70 83	175	H	American	82 33				
				54	H	Minnesota	84 69	260	H	Vermont	78 56				

**Non-Div I Games:**

Average RPI Win:	156	WON-LOST	WINNING	LAST 10	STRENGTH OF	OPP. STRENGTH	TEAM	ADJ.	CONF.	ADJ CONF.
Average RPI Loss:	72	RECORD	PCT. RANK	GAMES	SCHEDULE	OF SCHEDULE	RPI	RPI	RPI	RPI
DIV. I ONLY	16- 7	73	6- 4	104	45	46	46	6	6	
DIV. I NON-CONF.	10- 3	54	1- 1	76	59	38	38	6	6	
TOTALS	RPI 1-25	RPI 26-50	W-L RECORDS	RPI 51-100	RPI 101-150	RPI 150+				
16- 7	0- 1	2- 3	OVERALL	2- 2	2- 0	10- 1				
9- 2	0- 1	1- 0	HOME	1- 1	1- 0	6- 0				
6- 5	0- 0	1- 3	AWAY	1- 1	0- 0	4- 1				
1- 0	0- 0	0- 0	NEUTRAL	0- 0	1- 0	0- 0				
10- 3	0- 1	1- 2	NON-CONFERENCE	0- 0	2- 0	7- 0				
5- 1	0- 1	0- 0	HOME	0- 0	1- 0	4- 0				
4- 2	0- 0	1- 2	AWAY	0- 0	0- 0	3- 0				
1- 0	0- 0	0- 0	NEUTRAL	0- 0	1- 0	0- 0				
6- 4	0- 0	1- 1	CONFERENCE	2- 2	0- 0	3- 1				
4- 1	0- 0	1- 0	HOME	1- 1	0- 0	2- 0				
2- 3	0- 0	0- 1	AWAY	1- 1	0- 0	1- 1				
0- 0	0- 0	0- 0	NEUTRAL	0- 0	0- 0	0- 0				

RPI 1-25				RPI 26-50		Team's RPI: 46		RPI 51-100				RPI 101+			
RPI	S	Opponent	Score	RPI	S	Opponent	Score	RPI	S	Opponent	Score	RPI	S	Opponent	Score
2	H	Notre Dame	61 79	31	H	Ohio St.	94 75	53	H	Indiana	69 60	103	H	Wyoming	63 51
				33	A	Syracuse	64 75	54	A	Minnesota	93 74	112	N	Delaware	81 64
				37	A	Oregon	55 88	95	A	Purdue	54 66	160	H	Oakland	81 74
				48	A	Quinnipiac	71 54	95	H	Purdue	66 76	164	A	Western Mich.	68 64
				50	A	Northwestern	65 76					179	H	Nebraska	93 73
												182	H	Northeastern	78 44
												189	A	Rutgers	58 62
												193	H	Illinois	71 47
												197	A	CSUN	63 59
												204	A	Wisconsin	81 57
												235	H	Southern U.	70 55
												281	H	Davidson	70 34
												300	A	Rhode Island	85 48
LAST 12 Division I GAMES:															
				53	H	Indiana	69 60	31	H	Ohio St.	94 75				
				54	A	Minnesota	93 74	179	H	Nebraska	93 73				
				204	A	Wisconsin	81 57	95	A	Purdue	54 66				
				95	H	Purdue	66 76	193	H	Illinois	71 47				
				50	A	Northwestern	65 76	2	H	Notre Dame	61 79				
				189	A	Rutgers	58 62	182	H	Northeastern	78 44				

Non-Div I Games:

Michigan St.

■ Loss, 
■ Non-Conf, 
■ S Site, 
■ H Home 
■ A Away 
N Neutral





Average RPI Win:	268	WON-LOST	WINNING	LAST 10	STRENGTH OF	OPP. STRENGTH	TEAM	ADJ.	CONF.	ADJ CONF.
Average RPI Loss:	102	RECORD	PCT. RANK	GAMES	SCHEDULE	OF SCHEDULE	RPI	RPI	RPI	RPI
DIV. I ONLY	15- 8	88	2- 2	314	183	171	171	20	20	
DIV. I NON-CONF.	8- 3	67	1- 0	329	137	163	163	20	20	
TOTALS	RPI 1-25	RPI 26-50	W-L RECORDS	RPI 51-100	RPI 101-150	RPI 150+				
15- 8	0- 0	0- 3	OVERALL	1- 1	1- 2	13- 2				
7- 3	0- 0	0- 1	HOME	1- 0	1- 1	5- 1				
7- 5	0- 0	0- 2	AWAY	0- 1	0- 1	7- 1				
1- 0	0- 0	0- 0	NEUTRAL	0- 0	0- 0	1- 0				
8- 3	0- 0	0- 2	NON-CONFERENCE	1- 1	0- 0	7- 0				
4- 1	0- 0	0- 1	HOME	1- 0	0- 0	3- 0				
3- 2	0- 0	0- 1	AWAY	0- 1	0- 0	3- 0				
1- 0	0- 0	0- 0	NEUTRAL	0- 0	0- 0	1- 0				
7- 5	0- 0	0- 1	CONFERENCE	0- 0	1- 2	6- 2				
3- 2	0- 0	0- 0	HOME	0- 0	1- 1	2- 1				
4- 3	0- 0	0- 1	AWAY	0- 0	0- 1	4- 1				
0- 0	0- 0	0- 0	NEUTRAL	0- 0	0- 0	0- 0				

RPI S	Opponent	Score	RPI S	Opponent	Score	RPI S	Opponent	Score	RPI S	Opponent	Score	Team's RPI: 171
34	A Green Bay	47 89	77	A Northern Ill.	104 114	142	H Wright St.	51 69				
43	A Marquette	74 85	90	H Western Ill.	76 68	146	A Detroit	63 77				
50	H Northwestern	63 65				146	H Detroit	81 69				
						160	A Oakland	63 77				
						160	H Oakland	73 75				
						195	A Cleveland St.	80 78				
						204	H Wisconsin	80 63				
						260	A Vermont	68 44				
						266	H Northern Ky.	72 44				
						283	H North Dakota St.	79 74				
						315	A Youngstown St.	78 74				
						316	A Loyola Chicago	73 46				
						318	A Illinois St.	68 60				
						319	A Valparaiso	85 74				
						326	A Ill.-Chicago	88 65				
						326	H Ill.-Chicago	83 55				
						329	H Chicago St.	71 49				
						333	N LIU Brooklyn	88 50				
LAST 12 Division I GAMES:												
260	A Vermont	68 44	326	H Ill.-Chicago	83 55							
160	A Oakland	63 77	146	H Detroit	81 69							
146	A Detroit	63 77	160	H Oakland	73 75							
315	A Youngstown St.	78 74	319	A Valparaiso	85 74							
195	A Cleveland St.	80 78	326	A Ill.-Chicago	88 65							
34	A Green Bay	47 89	266	H Northern Ky.	72 44							

Non-Div I Games:

Milwaukee

■ Loss, 
 ■ Non-Conf, 
 ■ S Site, 
 ■ Home 
 ■ A Away 
 N Neutral

Average RPI Win: 134		WON-LOST	WINNING	LAST 10	STRENGTH OF	OPP. STRENGTH	TEAM	ADJ.	CONF.	ADJ CONF.
Average RPI Loss: 41		RECORD	PCT. RANK	GAMES	SCHEDULE	OF SCHEDULE	RPI	RPI	RPI	RPI
DIV. I ONLY		12- 11	161	3- 7	9	38	54	54	6	6
DIV. I NON-CONF.		9- 4	85	2- 0	6	29	17	17	6	6
<hr/>										
TOTALS	RPI 1-25		RPI 26-50		W-L RECORDS		RPI 51-100		RPI 101-150	RPI 150+
12- 11	0- 3		2- 4		OVERALL		1- 4		4- 0	5- 0
9- 4	0- 2		2- 2		HOME		1- 0		2- 0	4- 0
3- 5	0- 1		0- 2		AWAY		0- 2		2- 0	1- 0
0- 2	0- 0		0- 0		NEUTRAL		0- 2		0- 0	0- 0
9- 4	0- 2		2- 0		NON-CONFERENCE		1- 2		4- 0	2- 0
7- 1	0- 1		2- 0		HOME		1- 0		2- 0	2- 0
2- 1	0- 1		0- 0		AWAY		0- 0		2- 0	0- 0
0- 2	0- 0		0- 0		NEUTRAL		0- 2		0- 0	0- 0
3- 7	0- 1		0- 4		CONFERENCE		0- 2		0- 0	3- 0
2- 3	0- 1		0- 2		HOME		0- 0		0- 0	2- 0
1- 4	0- 0		0- 2		AWAY		0- 2		0- 0	1- 0
0- 0	0- 0		0- 0		NEUTRAL		0- 0		0- 0	0- 0

RPI S	Opponent	Score	RPI S	Opponent	Score	RPI S	Opponent	Score	RPI S	Opponent	Score
3	A South Carolina	58 98	28	A Michigan	69 84	51	A Iowa	65 80	106	H Kent St.	92 62
7	H Florida St.	61 75	31	A Ohio St.	62 87	53	A Indiana	62 78	122	A VCU	79 69
17	H Maryland	72 83	31	H Ohio St.	76 88	79	H Belmont	75 74	145	A New Mexico	69 65
			35	H Harvard	103 87	86	N North Carolina	77 91	146	H Detroit	111 91
			46	H Michigan St.	74 93	98	N Georgia	58 70	172	H Army West Point	70 52
			47	H Georgetown	68 60				179	A Nebraska	79 69
									184	H Seton Hall	90 57
									193	H Illinois	78 50
									204	H Wisconsin	88 60
LAST 12 Division I GAMES:											
179	A Nebraska	79 69	204	H Wisconsin	88 60						
46	H Michigan St.	74 93	53	A Indiana	62 78						
31	H Ohio St.	76 88	17	H Maryland	72 83						
51	A Iowa	65 80	31	A Ohio St.	62 87						
193	H Illinois	78 50	106	H Kent St.	92 62						
28	A Michigan	69 84	79	H Belmont	75 74						

Non-Div I Games:

Minnesota

■ Loss, 
■ Non-Conf, 
■ S Site, 
■ H Home 
■ A Away 
N Neutral



Average RPI Win:	305	WON-LOST	WINNING	LAST 10	STRENGTH OF	OPP. STRENGTH	TEAM	ADJ.	CONF.	ADJ CONF.
Average RPI Loss:	173	RECORD	PCT. RANK	GAMES	SCHEDULE	OF SCHEDULE	RPI	RPI	RPI	RPI
DIV. I ONLY	7- 12	237	6- 4	313	302	280	280	30	30	
DIV. I NON-CONF.	1- 8	314	0- 2	120	115	259	259	30	30	
TOTALS	RPI 1-25	RPI 26-50	W-L RECORDS	RPI 51-100	RPI 101-150	RPI 150+				
7- 12	0- 1	0- 0	OVERALL	0- 1	0- 3	7- 7				
3- 3	0- 0	0- 0	HOME	0- 1	0- 0	3- 2				
4- 9	0- 0	0- 0	AWAY	0- 0	0- 1	4- 1				
0- 0	0- 0	0- 0	NEUTRAL	0- 0	0- 0	0- 0				
1- 8	0- 1	0- 0	NON-CONFERENCE	0- 1	0- 3	1- 3				
0- 2	0- 0	0- 0	HOME	0- 1	0- 0	0- 1				
1- 6	0- 1	0- 0	AWAY	0- 0	0- 3	1- 2				
0- 0	0- 0	0- 0	NEUTRAL	0- 0	0- 0	0- 0				
6- 4	0- 0	0- 0	CONFERENCE	0- 0	0- 0	6- 4				
3- 1	0- 0	0- 0	HOME	0- 0	0- 0	3- 1				
3- 3	0- 0	0- 0	AWAY	0- 0	0- 0	3- 3				
0- 0	0- 0	0- 0	NEUTRAL	0- 0	0- 0	0- 0				

RPI 1-25			RPI 26-50			RPI 51-100			RPI 101+			Team's RPI: 280
RPI	S	Opponent	Score	RPI	S	Opponent	Score	RPI	S	Opponent	Score	
5	A	Baylor	36 101					88	H	Colorado	64 76	
								104	A	Ole Miss	30 67	
								116	A	Alabama	44 93	
								117	A	Southern Miss.	55 83	
								203	A	UAB	46 80	
								204	A	Wisconsin	61 103	
								207	H	Texas Southern	75 74	
								212	H	Alabama St.	73 79	
								235	A	Southern U.	44 51	
								244	H	Murray St.	62 80	
								249	A	Grambling	67 88	
								289	H	Prairie View	64 55	
								294	A	Ark.-Pine Bluff	73 63	
								301	A	Northwestern St.	68 64	
								302	A	Alcorn	49 69	
								347	A	Jackson St.	62 57	
								349	A	Alabama A&M	58 52	
								349	H	Alabama A&M	60 58	
LAST 12 Division I GAMES:												
349	A	Alabama A&M	58 52	302	A	Alcorn	49 69					
249	A	Grambling	67 88	212	H	Alabama St.	73 79					
347	A	Jackson St.	62 57	349	H	Alabama A&M	60 58					
207	H	Texas Southern	75 74	294	A	Ark.-Pine Bluff	73 63					
289	H	Prairie View	64 55	104	A	Ole Miss	30 67					
235	A	Southern U.	44 51	244	H	Murray St.	62 80					

Non-Div I Games: Tougaloo 99 55 Blue Mountain 66 40

Mississippi Val.

Average RPI Win:	124	WON-LOST	WINNING	LAST 10	STRENGTH OF	OPP. STRENGTH	TEAM	ADJ.	CONF.	ADJ CONF.
Average RPI Loss:	51	RECORD	PCT. RANK	GAMES	SCHEDULE	OF SCHEDULE	RPI	RPI	RPI	RPI
DIV. I ONLY	16- 8	82	6- 4	20	37	30	30	2	2	
DIV. I NON-CONF.	10- 4	80	1- 1	50	94	45	45	2	2	
TOTALS	RPI 1-25	RPI 26-50	W-L RECORDS	RPI 51-100	RPI 101-150	RPI 150+				
16- 8	4- 3	0- 2	OVERALL	2- 1	3- 2	7- 0				
12- 1	3- 0	0- 0	HOME	2- 0	1- 1	6- 0				
3- 6	0- 1	0- 0	AWAY	0- 0	2- 0	1- 0				
1- 1	1- 0	0- 1	NEUTRAL	0- 0	0- 0	0- 0				
10- 4	1- 1	0- 1	NON-CONFERENCE	1- 1	1- 1	7- 0				
8- 0	0- 0	0- 0	HOME	1- 0	1- 0	6- 0				
1- 3	0- 1	0- 0	AWAY	0- 1	0- 1	1- 0				
1- 1	1- 0	0- 1	NEUTRAL	0- 0	0- 0	0- 0				
6- 4	3- 2	0- 1	CONFERENCE	1- 0	2- 1	0- 0				
4- 1	3- 0	0- 0	HOME	1- 0	0- 1	0- 0				
2- 3	0- 2	0- 1	AWAY	0- 0	2- 0	0- 0				
0- 0	0- 0	0- 0	NEUTRAL	0- 0	0- 0	0- 0				

RPI S	Opponent	Score	RPI S	Opponent	Score	Team's RPI: 30	RPI S	Opponent	Score	RPI S	Opponent	Score
4	A Mississippi St.	53 70	29	A LSU	71 80		76	A IUPUI	45 73	107	A Vanderbilt	74 68
8	A Washington	66 79	42	N Georgia Tech	70 72		90	H Western Ill.	71 68	116	H Alabama	58 59
16	A Kentucky	62 64					98	H Georgia	63 45	119	A Saint Louis	61 72
16	H Kentucky	73 67								120	A Arkansas	60 46
20	H Texas A&M	78 76								131	H Abilene Christian	52 46
22	N Creighton	72 63								152	H Missouri St.	73 49
25	H Auburn	68 53								166	H UC Riverside	68 62
										179	A Nebraska	55 35
										192	H Wichita St.	64 57
										200	H Indiana St.	77 48
										208	H SIUE	72 60
										259	H UT Martin	80 69
LAST 12 Division I GAMES:												
4	A Mississippi St.	53 70	29	A LSU	71 80		116	H Alabama	58 59			
16	H Kentucky	73 67					16	A Kentucky	62 64			
25	H Auburn	68 53					98	H Georgia	63 45			
120	A Arkansas	60 46					119	A Saint Louis	61 72			
20	H Texas A&M	78 76					166	H UC Riverside	68 62			
107	A Vanderbilt	74 68										

Non-Div I Games:

Missouri

Average RPI Win:	215	WON-LOST	WINNING	LAST 10	STRENGTH OF	OPP. STRENGTH	TEAM	ADJ.	CONF.	ADJ CONF.
Average RPI Loss:	92	RECORD	PCT. RANK	GAMES	SCHEDULE	OF SCHEDULE	RPI	RPI	RPI	RPI
DIV. I ONLY	10- 10	168	7- 3	152	92	152	152	16	16	
DIV. I NON-CONF.	3- 7	250	1- 1	106	5	195	195	14	14	
TOTALS	RPI 1-25	RPI 26-50	W-L RECORDS	RPI 51-100	RPI 101-150	RPI 150+				
10- 10	0- 0	0- 4	OVERALL	0- 3	1- 1	9- 2				
4- 5	0- 0	0- 2	HOME	0- 2	1- 0	3- 1				
6- 4	0- 0	0- 2	AWAY	0- 0	0- 1	6- 1				
0- 1	0- 0	0- 0	NEUTRAL	0- 1	0- 0	0- 0				
3- 7	0- 0	0- 3	NON-CONFERENCE	0- 2	1- 1	2- 1				
2- 2	0- 0	0- 1	HOME	0- 1	1- 0	1- 0				
1- 4	0- 0	0- 2	AWAY	0- 0	0- 1	1- 1				
0- 1	0- 0	0- 0	NEUTRAL	0- 1	0- 0	0- 0				
7- 3	0- 0	0- 1	CONFERENCE	0- 1	0- 0	7- 1				
2- 3	0- 0	0- 1	HOME	0- 1	0- 0	2- 1				
5- 0	0- 0	0- 0	AWAY	0- 0	0- 0	5- 0				
0- 0	0- 0	0- 0	NEUTRAL	0- 0	0- 0	0- 0				

RPI S	Opponent	Score	RPI S	Opponent	Score	RPI S	Opponent	Score	RPI S	Opponent	Score	Team's RPI: 152
30	A Missouri	49 73	57	H UNI	54 61	120	H Arkansas	64 62				
32	H Drake	64 90	75	N Southern California	67 89	138	A Oral Roberts	56 78				
49	H Little Rock	47 58	93	H Middle Tenn.	52 71	153	A Kansas	87 64				
50	A Northwestern	52 75				168	A Memphis	60 69				
						185	A Southern Ill.	78 60				
						192	A Wichita St.	65 60				
						192	H Wichita St.	73 62				
						200	A Indiana St.	49 46				
						201	H North Texas	63 54				
						226	H Bradley	73 75				
						270	A Evansville	77 41				
						316	A Loyola Chicago	60 32				
						318	H Illinois St.	65 60				
LAST 12 Division I GAMES:												
192	A Wichita St.	65 60	270	A Evansville	77 41							
200	A Indiana St.	49 46	192	H Wichita St.	73 62							
316	A Loyola Chicago	60 32	32	H Drake	64 90							
226	H Bradley	73 75	57	H UNI	54 61							
318	H Illinois St.	65 60	93	H Middle Tenn.	52 71							
185	A Southern Ill.	78 60	201	H North Texas	63 54							

Non-Div I Games: Alas. Anchorage 65 58

Missouri St.

■ Loss, 
■ Non-Conf, 
■ S Site, 
■ Home 
■ A Away 
N Neutral

Average RPI Win: <b>235</b>	WON-LOST	WINNING	LAST 10	STRENGTH OF	OPP. STRENGTH	TEAM	ADJ.	CONF.	ADJ CONF.
Average RPI Loss: <b>176</b>	RECORD	PCT. RANK	GAMES	SCHEDULE	OF SCHEDULE	RPI	RPI	RPI	RPI
DIV. I ONLY	10- 12	202	4- 6	263	245	224	224	17	17
DIV. I NON-CONF.	5- 4	143	0- 1	306	332	213	213	17	17
TOTALS	RPI 1-25	RPI 26-50	W-L RECORDS	RPI 51-100	RPI 101-150	RPI 150+			
10- 12	0- 0	1- 1	OVERALL	0- 0	0- 3	9- 8			
5- 5	0- 0	1- 0	HOME	0- 0	0- 2	4- 3			
5- 6	0- 0	0- 1	AWAY	0- 0	0- 0	5- 1			
0- 1	0- 0	0- 0	NEUTRAL	0- 0	0- 0	0- 1			
5- 4	0- 0	0- 0	NON-CONFERENCE	0- 0	0- 1	5- 3			
1- 2	0- 0	0- 0	HOME	0- 0	0- 1	1- 1			
4- 1	0- 0	0- 0	AWAY	0- 0	0- 0	4- 1			
0- 1	0- 0	0- 0	NEUTRAL	0- 0	0- 0	0- 1			
5- 8	0- 0	1- 1	CONFERENCE	0- 0	0- 2	4- 5			
4- 3	0- 0	1- 0	HOME	0- 0	0- 1	3- 2			
1- 5	0- 0	0- 1	AWAY	0- 0	0- 1	1- 3			
0- 0	0- 0	0- 0	NEUTRAL	0- 0	0- 0	0- 0			

RPI S	Opponent	Score	RPI S	Opponent	Score	RPI S	Opponent	Score	RPI S	Opponent	Score	Team's RPI: 224
48	A Quinnipiac	54 <b>74</b>	48	H Quinnipiac	61 58				114	H Clemson	47 <b>60</b>	
									126	H Rider	69 <b>71</b>	
									147	A Iona	54 <b>60</b>	
									151	N Hartford	72 <b>75</b>	
									170	H Providence	58 <b>62</b>	
									183	A Fairfield	60 53	
									183	H Fairfield	68 <b>71</b>	
									194	A Sacred Heart	65 54	
									199	A Siena	76 <b>85</b>	
									199	H Siena	86 <b>91</b>	
									216	A Niagara	45 <b>66</b>	
									221	A Robert Morris	69 56	
									231	H Marist	79 69	
									238	A Canisius	54 <b>74</b>	
									238	H Canisius	55 53	
									264	A Eastern Mich.	75 68	
									310	A Lehigh	73 62	
									312	H Saint Peter's	76 59	
									320	A St. Francis Brooklyn	78 <b>87</b>	
									346	H Fairleigh Dickinson	72 63	
LAST 12 Division I GAMES:												
48	A Quinnipiac	54 <b>74</b>	238	H Canisius	55 53							
126	H Rider	69 <b>71</b>	199	A Siena	76 <b>85</b>							
199	H Siena	86 <b>91</b>	312	H Saint Peter's	76 59							
183	A Fairfield	60 53	183	H Fairfield	68 <b>71</b>							
147	A Iona	54 <b>60</b>	231	H Marist	79 69							
48	H Quinnipiac	61 58	170	H Providence	58 <b>62</b>							

Non-Div I Games:

Monmouth

Loss, Non-Conf, S Site, H Home A Away N Neutral



Average RPI Win:	336	WON-LOST	WINNING	LAST 10	STRENGTH OF	OPP. STRENGTH	TEAM	ADJ.	CONF.	ADJ CONF.
Average RPI Loss:	168	RECORD	PCT. RANK	GAMES	SCHEDULE	OF SCHEDULE	RPI	RPI	RPI	RPI
DIV. I ONLY	1- 19	345	0- 10	143	311	328	328	18	18	
DIV. I NON-CONF.	1- 8	314	0- 1	172	334	330	330	18	18	
TOTALS	RPI 1-25	RPI 26-50	W-L RECORDS	RPI 51-100	RPI 101-150	RPI 150+				
1- 19	0- 0	0- 1	OVERALL	0- 2	0- 8	1- 8				
1- 8	0- 0	0- 0	HOME	0- 2	0- 3	1- 3				
0- 9	0- 0	0- 0	AWAY	0- 0	0- 5	0- 4				
0- 2	0- 0	0- 1	NEUTRAL	0- 0	0- 0	0- 1				
1- 8	0- 0	0- 1	NON-CONFERENCE	0- 1	0- 2	1- 4				
1- 3	0- 0	0- 0	HOME	0- 1	0- 1	1- 1				
0- 3	0- 0	0- 0	AWAY	0- 0	0- 1	0- 2				
0- 2	0- 0	0- 1	NEUTRAL	0- 0	0- 0	0- 1				
0- 11	0- 0	0- 0	CONFERENCE	0- 1	0- 6	0- 4				
0- 5	0- 0	0- 0	HOME	0- 1	0- 2	0- 2				
0- 6	0- 0	0- 0	AWAY	0- 0	0- 4	0- 2				
0- 0	0- 0	0- 0	NEUTRAL	0- 0	0- 0	0- 0				

RPI S	Opponent	Score	RPI S	Opponent	Score	RPI S	Opponent	Score	RPI S	Opponent	Score	Team's RPI: 328
38 N	South Dakota St.	43 84	65 H	Montana St.	69 75	103 H	Wyoming	42 67	109 A	Northern Colo.	46 65	
			66 H	Colorado St.	49 63	110 A	SFA	46 54	139 A	North Dakota	63 73	
						141 A	Idaho	50 75	141 H	Idaho	59 86	
						143 A	Eastern Wash.	57 64	143 H	Eastern Wash.	46 60	
						190 A	Idaho St.	43 61	202 H	Utah St.	47 65	
						213 A	Seattle U	44 60	228 A	Weber St.	58 74	
						253 H	Portland St.	44 64	278 H	Sacramento St.	60 73	
						295 N	Massachusetts	58 59	336 H	Incarinate Word	61 56	
						339 A	Cal St. Fullerton	56 72				
LAST 12 Division I GAMES:												
65 H	Montana St.	69 75	109 A	Northern Colo.	46 65							
141 A	Idaho	50 75	143 H	Eastern Wash.	46 60							
143 A	Eastern Wash.	57 64	141 H	Idaho	59 86							
278 H	Sacramento St.	60 73	228 A	Weber St.	58 74							
253 H	Portland St.	44 64	190 A	Idaho St.	43 61							
139 A	North Dakota	63 73	66 H	Colorado St.	49 63							

Non-Div I Games: Rocky Mountain 64 56 Great Falls 66 55

Montana

Loss, Non-Conf, S Site, H Home A Away N Neutral

Average RPI Win: 208		WON-LOST	WINNING	LAST 10	STRENGTH OF	OPP. STRENGTH	TEAM	ADJ.	CONF.	ADJ CONF.
Average RPI Loss: 134		RECORD	PCT. RANK	GAMES	SCHEDULE	OF SCHEDULE	RPI	RPI	RPI	RPI
DIV. I ONLY		14- 5	52	8- 2	190	214	65	65	18	18
DIV. I NON-CONF.		5- 3	121	1- 0	274	102	119	119	18	18
TOTALS	RPI 1-25	RPI 26-50		W-L RECORDS		RPI 51-100	RPI 101-150	RPI 150+		
14- 5	0- 0	0- 0		OVERALL		0- 2	5- 1	9- 2		
6- 0	0- 0	0- 0		HOME		0- 0	2- 0	4- 0		
7- 5	0- 0	0- 0		AWAY		0- 2	3- 1	4- 2		
1- 0	0- 0	0- 0		NEUTRAL		0- 0	0- 0	1- 0		
5- 3	0- 0	0- 0		NON-CONFERENCE		0- 2	0- 0	5- 1		
2- 0	0- 0	0- 0		HOME		0- 0	0- 0	2- 0		
2- 3	0- 0	0- 0		AWAY		0- 2	0- 0	2- 1		
1- 0	0- 0	0- 0		NEUTRAL		0- 0	0- 0	1- 0		
9- 2	0- 0	0- 0		CONFERENCE		0- 0	5- 1	4- 1		
4- 0	0- 0	0- 0		HOME		0- 0	2- 0	2- 0		
5- 2	0- 0	0- 0		AWAY		0- 0	3- 1	2- 1		
0- 0	0- 0	0- 0		NEUTRAL		0- 0	0- 0	0- 0		

RPI 1-25				RPI 26-50				RPI 51-100				Team's RPI: 65				RPI 101+			
RPI	S	Opponent	Score	RPI	S	Opponent	Score	RPI	S	Opponent	Score	RPI	S	Opponent	Score	RPI	S	Opponent	Score
																109	A	Northern Colo.	58 66
																139	A	North Dakota	74 71
																141	A	Idaho	66 61
																141	H	Idaho	80 64
																143	A	Eastern Wash.	72 61
																143	H	Eastern Wash.	88 83
																158	N	Santa Clara	77 50
																190	A	Idaho St.	59 67
																202	A	Utah St.	56 64
																210	A	Pacific	72 66
																213	H	Seattle U	75 56
																228	A	Weber St.	83 68
																253	H	Portland St.	83 76
																268	H	Cal Poly	71 52
																275	A	Portland	70 66
																278	H	Sacramento St.	84 80
																328	A	Montana	75 69
LAST 12 Division I GAMES:																			
				328	A	Montana	75 69					139	A	North Dakota	74 71				
				143	A	Eastern Wash.	72 61					141	H	Idaho	80 64				
				141	A	Idaho	66 61					143	H	Eastern Wash.	88 83				
				253	H	Portland St.	83 76					190	A	Idaho St.	59 67				
				278	H	Sacramento St.	84 80					228	A	Weber St.	83 68				
				109	A	Northern Colo.	58 66					268	H	Cal Poly	71 52				

Non-Div I Games:	Carroll (MT)	75	44	Great Falls	75	42
------------------	--------------	----	----	-------------	----	----

Montana St.

■ Loss, ■ Non-Conf, S Site, H Home A Away N Neutral

Average RPI Win:	275	WON-LOST	WINNING	LAST 10	STRENGTH OF	OPP. STRENGTH	TEAM	ADJ.	CONF.	ADJ CONF.
Average RPI Loss:	157	RECORD	PCT. RANK	GAMES	SCHEDULE	OF SCHEDULE	RPI	RPI	RPI	RPI
DIV. I ONLY	16- 6	54	7- 3	341	225	188	188	26	26	
DIV. I NON-CONF.	8- 3	67	1- 0	349	129	211	211	26	26	
TOTALS	RPI 1-25	RPI 26-50	W-L RECORDS	RPI 51-100	RPI 101-150	RPI 150+				
16- 6	0- 1	0- 0	OVERALL	0- 2	0- 0	16- 3				
10- 2	0- 0	0- 0	HOME	0- 1	0- 0	10- 1				
6- 4	0- 1	0- 0	AWAY	0- 1	0- 0	6- 2				
0- 0	0- 0	0- 0	NEUTRAL	0- 0	0- 0	0- 0				
8- 3	0- 1	0- 0	NON-CONFERENCE	0- 1	0- 0	8- 1				
5- 1	0- 0	0- 0	HOME	0- 0	0- 0	5- 1				
3- 2	0- 1	0- 0	AWAY	0- 1	0- 0	3- 0				
0- 0	0- 0	0- 0	NEUTRAL	0- 0	0- 0	0- 0				
8- 3	0- 0	0- 0	CONFERENCE	0- 1	0- 0	8- 2				
5- 1	0- 0	0- 0	HOME	0- 1	0- 0	5- 0				
3- 2	0- 0	0- 0	AWAY	0- 0	0- 0	3- 2				
0- 0	0- 0	0- 0	NEUTRAL	0- 0	0- 0	0- 0				

RPI 1-25			RPI 26-50			RPI 51-100			RPI 101+ Team's RPI: 188		
RPI	S	Opponent	Score	RPI	S	RPI	S	Opponent	Score	RPI	S
16	A	Kentucky	47 74			63	A	West Virginia	53 94	208	H
						79	H	Belmont	59 91		
										218	H
										236	A
										238	H
										244	H
										246	A
										259	A
										263	A
										264	H
										279	H
										282	H
										284	A
										285	A
										297	A
										298	H
										299	H
										313	H
										329	H
										341	A
LAST 12 Division I GAMES:											
284	A	Southeast Mo. St.	82 72	236	A	Tennessee St.	66 69				
244	H	Murray St.	73 59	208	H	SIUE	69 66				
263	A	Jacksonville St.	68 69	299	H	Eastern Ill.	66 62				
279	H	Tennessee Tech	79 65	259	A	UT Martin	89 68				
313	H	Eastern Ky.	80 54	246	A	Austin Peay	81 71				
79	H	Belmont	59 91	238	H	Canisius	77 68				

Non-Div I Games: Ky. Christian 100 52 Alice Lloyd 92 42

Morehead St.

■ Loss, 
 ■ Non-Conf, S Site, 
 ■ Home 
 ■ Away 
 N Neutral

Average RPI Win:	288	WON-LOST	WINNING	LAST 10	STRENGTH OF	OPP. STRENGTH	TEAM	ADJ.	CONF.	ADJ CONF.
Average RPI Loss:	256	RECORD	PCT. RANK	GAMES	SCHEDULE	OF SCHEDULE	RPI	RPI	RPI	RPI
DIV. I ONLY	2- 19	338	1- 9	333	349	348	348	32	32	
DIV. I NON-CONF.	1- 11	330	0- 3	212	349	331	331	31	31	
TOTALS	RPI 1-25	RPI 26-50	W-L RECORDS	RPI 51-100	RPI 101-150	RPI 150+				
2- 19	0- 0	0- 0	OVERALL	0- 1	0- 1	2- 17				
1- 5	0- 0	0- 0	HOME	0- 0	0- 0	1- 5				
1- 11	0- 0	0- 0	AWAY	0- 1	0- 1	1- 9				
0- 3	0- 0	0- 0	NEUTRAL	0- 0	0- 0	0- 3				
1- 11	0- 0	0- 0	NON-CONFERENCE	0- 1	0- 1	1- 9				
0- 2	0- 0	0- 0	HOME	0- 0	0- 0	0- 2				
1- 6	0- 0	0- 0	AWAY	0- 1	0- 1	1- 4				
0- 3	0- 0	0- 0	NEUTRAL	0- 0	0- 0	0- 3				
1- 8	0- 0	0- 0	CONFERENCE	0- 0	0- 0	1- 8				
1- 3	0- 0	0- 0	HOME	0- 0	0- 0	1- 3				
0- 5	0- 0	0- 0	AWAY	0- 0	0- 0	0- 5				
0- 0	0- 0	0- 0	NEUTRAL	0- 0	0- 0	0- 0				

RPI S	Opponent	Score	RPI S	Opponent	Score	RPI S	Opponent	Score	RPI S	Opponent	Score	Team's RPI: 348
						62 A	Dayton	42 61	119 A	Saint Louis	43 71	
									154 H	Brown	51 68	
									221 H	Robert Morris	44 58	
									223 N	Campbell	51 62	
									230 A	UMBC	69 61	
									241 A	Richmond	37 54	
									245 A	Marshall	43 62	
									258 A	Bethune-Cookman	48 50	
									262 H	Norfolk St.	47 56	
									269 A	Coppin St.	45 61	
									272 A	Savannah St.	62 66	
									277 H	N.C. A&T	62 67	
									294 N	Ark.-Pine Bluff	44 53	
									309 A	UMKC	56 64	
									313 N	Eastern Ky.	58 66	
									321 A	Mt. St. Mary's	50 65	
									341 A	Florida A&M	48 51	
									341 H	Florida A&M	26 61	
									342 A	South Carolina St.	46 50	
									345 H	N.C. Central	44 42	
LAST 12 Division I GAMES:												
			345 H	N.C. Central	44 42		341 A	Florida A&M	48 51			
			341 H	Florida A&M	26 61		258 A	Bethune-Cookman	48 50			
			269 A	Coppin St.	45 61		262 H	Norfolk St.	47 56			
			342 A	South Carolina St.	46 50		154 H	Brown	51 68			
			272 A	Savannah St.	62 66		241 A	Richmond	37 54			
			277 H	N.C. A&T	62 67		294 N	Ark.-Pine Bluff	44 53			

Non-Div I Games: Washington Adventis79 28

Morgan St.

■ Loss, 
 ■ Non-Conf, 
 ■ S Site, 
 ■ Home 
 ■ A Away 
 N Neutral

Average RPI Win:	304	WON-LOST	WINNING	LAST 10	STRENGTH OF	OPP. STRENGTH	TEAM	ADJ.	CONF.	ADJ CONF.
Average RPI Loss:	210	RECORD	PCT. RANK	GAMES	SCHEDULE	OF SCHEDULE	RPI	RPI	RPI	RPI
DIV. I ONLY	7- 15	271	5- 5	306	338	321	321	31	31	
DIV. I NON-CONF.	2- 9	293	0- 1	235	297	327	327	32	32	
TOTALS	RPI 1-25	RPI 26-50	W-L RECORDS	RPI 51-100	RPI 101-150	RPI 150+				
7- 15	0- 1	0- 0	OVERALL	0- 1	0- 2	7- 11				
6- 5	0- 0	0- 0	HOME	0- 0	0- 0	6- 5				
1- 10	0- 1	0- 0	AWAY	0- 1	0- 2	1- 6				
0- 0	0- 0	0- 0	NEUTRAL	0- 0	0- 0	0- 0				
2- 9	0- 1	0- 0	NON-CONFERENCE	0- 1	0- 2	2- 5				
2- 3	0- 0	0- 0	HOME	0- 0	0- 0	2- 3				
0- 6	0- 1	0- 0	AWAY	0- 1	0- 2	0- 2				
0- 0	0- 0	0- 0	NEUTRAL	0- 0	0- 0	0- 0				
5- 6	0- 0	0- 0	CONFERENCE	0- 0	0- 0	5- 6				
4- 2	0- 0	0- 0	HOME	0- 0	0- 0	4- 2				
1- 4	0- 0	0- 0	AWAY	0- 0	0- 0	1- 4				
0- 0	0- 0	0- 0	NEUTRAL	0- 0	0- 0	0- 0				

RPI 1-25				RPI 26-50				RPI 51-100				RPI 101+ Team's RPI: 321			
RPI	S	Opponent	Score	RPI	S	Opponent	Score	RPI	S	Opponent	Score	RPI	S	Opponent	Score
17	A	Maryland	42 106					63	A	West Virginia	45 77	134	A	William & Mary	46 68
												137	A	Pittsburgh	54 89
												183	H	Fairfield	57 70
												194	A	Sacred Heart	45 49
												194	H	Sacred Heart	61 59
												219	H	Saint Francis (PA)	88 97
												221	H	Robert Morris	44 50
												239	A	Loyola Maryland	53 58
												248	H	UMES	52 63
												251	A	Howard	62 95
												269	H	Coppin St.	54 48
												293	A	Bryant	62 78
												310	H	Lehigh	57 74
												311	A	Central Conn. St.	58 68
												311	H	Central Conn. St.	81 66
												320	A	St. Francis Brooklyn	62 44
												333	A	LIU Brooklyn	60 63
												340	H	Wagner	66 47
												346	H	Fairleigh Dickinson	61 50
												348	H	Morgan St.	65 50
LAST 12 Division I GAMES:															
311	H	Central Conn. St.	81 66	219	H	Saint Francis (PA)	88 97	311	A	Central Conn. St.	58 68				
194	H	Sacred Heart	61 59					293	A	Bryant	62 78				
221	H	Robert Morris	44 50					340	H	Wagner	66 47				
194	A	Sacred Heart	45 49					333	A	LIU Brooklyn	60 63				
320	A	St. Francis Brooklyn	62 44					63	A	West Virginia	45 77				
346	H	Fairleigh Dickinson	61 50												

Non-Div I Games:

Mt. St. Mary's

Average RPI Win:	279	WON-LOST	WINNING	LAST 10	STRENGTH OF	OPP. STRENGTH	TEAM	ADJ.	CONF.	ADJ CONF.
Average RPI Loss:	196	RECORD	PCT. RANK	GAMES	SCHEDULE	OF SCHEDULE	RPI	RPI	RPI	RPI
DIV. I ONLY	10- 11	194	4- 6	311	313	244	244	26	26	
DIV. I NON-CONF.	6- 5	148	1- 1	327	321	238	238	26	26	
TOTALS	RPI 1-25	RPI 26-50	W-L RECORDS	RPI 51-100	RPI 101-150	RPI 150+				
10- 11	0- 0	0- 1	OVERALL	0- 1	0- 1	10- 8				
5- 3	0- 0	0- 0	HOME	0- 1	0- 0	5- 2				
4- 7	0- 0	0- 1	AWAY	0- 0	0- 0	4- 6				
1- 1	0- 0	0- 0	NEUTRAL	0- 0	0- 1	1- 0				
6- 5	0- 0	0- 1	NON-CONFERENCE	0- 0	0- 1	6- 3				
3- 1	0- 0	0- 0	HOME	0- 0	0- 0	3- 1				
2- 3	0- 0	0- 1	AWAY	0- 0	0- 0	2- 2				
1- 1	0- 0	0- 0	NEUTRAL	0- 0	0- 1	1- 0				
4- 6	0- 0	0- 0	CONFERENCE	0- 1	0- 0	4- 5				
2- 2	0- 0	0- 0	HOME	0- 1	0- 0	2- 1				
2- 4	0- 0	0- 0	AWAY	0- 0	0- 0	2- 4				
0- 0	0- 0	0- 0	NEUTRAL	0- 0	0- 0	0- 0				

RPI S	Opponent	Score	RPI S	Opponent	Score	RPI S	Opponent	Score	RPI S	Opponent	Score	Team's RPI: 244
45	A Ohio	70 79	79	H Belmont	69 87	131	N Abilene Christian	57 81	185	A Southern Ill.	63 70	
						187	A ETSU	60 79	188	A Morehead St.	59 73	
						208	A SIUE	84 77	236	H Tennessee St.	80 72	
						246	A Austin Peay	63 75	252	H UNG	81 70	
						259	H UT Martin	70 90	263	A Jacksonville St.	71 64	
						266	A Northern Ky.	72 69	270	H Evansville	77 82	
						279	A Tennessee Tech	54 72	280	A Mississippi Val.	80 62	
						284	A Southeast Mo. St.	70 79	298	H Lipscomb	79 59	
						299	H Eastern Ill.	92 74	336	N Incarnate Word	72 68	
						349	H Alabama A&M	81 49				
LAST 12 Division I GAMES:												
79	H Belmont	69 87	299	H Eastern Ill.	92 74							
188	A Morehead St.	59 73	279	A Tennessee Tech	54 72							
259	H UT Martin	70 90	263	A Jacksonville St.	71 64							
284	A Southeast Mo. St.	70 79	236	H Tennessee St.	80 72							
246	A Austin Peay	63 75	280	A Mississippi Val.	80 62							
208	A SIUE	84 77	131	N Abilene Christian	57 81							

Non-Div I Games: Eureka 101 59 MacMurray 93 37

Murray St.

Loss, Non-Conf, S Site, H Home A Away N Neutral

Average RPI Win:	277	WON-LOST	WINNING	LAST 10	STRENGTH OF	OPP. STRENGTH	TEAM	ADJ.	CONF.	ADJ CONF.
Average RPI Loss:	153	RECORD	PCT. RANK	GAMES	SCHEDULE	OF SCHEDULE	RPI	RPI	RPI	RPI
DIV. I ONLY	7- 13	249	5- 4	261	270	277	277	32	32	
DIV. I NON-CONF.	2- 9	293	1- 1	68	88	252	252	31	31	
TOTALS	RPI 1-25	RPI 26-50	W-L RECORDS	RPI 51-100	RPI 101-150	RPI 150+				
7- 13	0- 2	1- 0	OVERALL	0- 3	0- 1	6- 7				
4- 3	0- 2	1- 0	HOME	0- 0	0- 0	3- 1				
3- 6	0- 0	0- 0	AWAY	0- 1	0- 0	3- 5				
0- 4	0- 0	0- 0	NEUTRAL	0- 2	0- 1	0- 1				
2- 9	0- 2	1- 0	NON-CONFERENCE	0- 3	0- 1	1- 3				
2- 2	0- 2	1- 0	HOME	0- 0	0- 0	1- 0				
0- 3	0- 0	0- 0	AWAY	0- 1	0- 0	0- 2				
0- 4	0- 0	0- 0	NEUTRAL	0- 2	0- 1	0- 1				
5- 4	0- 0	0- 0	CONFERENCE	0- 0	0- 0	5- 4				
2- 1	0- 0	0- 0	HOME	0- 0	0- 0	2- 1				
3- 3	0- 0	0- 0	AWAY	0- 0	0- 0	3- 3				
0- 0	0- 0	0- 0	NEUTRAL	0- 0	0- 0	0- 0				

RPI	S	Opponent	Score	RPI	S	Opponent	Score	RPI	S	Opponent	Score	RPI	S	Opponent	Score	Team's RPI: 277
12	H	UCLA	42 83	45	H	Ohio	63 57	63	N	West Virginia	64 80	130	N	Ball St.	57 76	
25	H	Auburn	36 68					64	N	Florida	38 67	156	A	Hampton	57 64	
								91	A	FGCU	41 67	186	A	Appalachian St.	58 71	
												231	N	Marist	64 69	
												248	H	UMES	57 60	
												251	H	Howard	63 55	
												257	A	Ga. Southern	50 65	
												259	H	UT Martin	74 59	
												262	A	Norfolk St.	53 69	
												269	A	Coppin St.	57 65	
												344	A	Delaware St.	68 60	
												344	H	Delaware St.	83 44	
												345	A	N.C. Central	62 38	
												348	A	Morgan St.	67 62	
LAST 12 Division I GAMES:																
344	A	Delaware St.	68 60	248	H	UMES	57 60									
262	A	Norfolk St.	53 69	344	H	Delaware St.	83 44									
345	A	N.C. Central	62 38	156	A	Hampton	57 64									
251	H	Howard	63 55	45	H	Ohio	63 57									
348	A	Morgan St.	67 62	12	H	UCLA	42 83									
269	A	Coppin St.	57 65	91	A	FGCU	41 67									

Non-Div I Games: Francis Marion 72 65 Slippery Rock 70 59

N.C. A&amp;T

Loss, Non-Conf, S Site, H Home A Away N Neutral

Average RPI Win:	296	WON-LOST	WINNING	LAST 10	STRENGTH OF	OPP. STRENGTH	TEAM	ADJ.	CONF.	ADJ CONF.
Average RPI Loss:	229	RECORD	PCT. RANK	GAMES	SCHEDULE	OF SCHEDULE	RPI	RPI	RPI	RPI
DIV. I ONLY	2- 16	335	2- 8	323	342	345	345	32	32	
DIV. I NON-CONF.	0- 10	335	0- 4	224	312	345	345	31	31	
TOTALS	RPI 1-25	RPI 26-50	W-L RECORDS	RPI 51-100	RPI 101-150	RPI 150+				
2- 16	0- 0	0- 1	OVERALL	0- 1	0- 1	2- 13				
2- 6	0- 0	0- 0	HOME	0- 0	0- 0	2- 6				
0- 10	0- 0	0- 1	AWAY	0- 1	0- 1	0- 7				
0- 0	0- 0	0- 0	NEUTRAL	0- 0	0- 0	0- 0				
0- 10	0- 0	0- 1	NON-CONFERENCE	0- 1	0- 1	0- 7				
0- 4	0- 0	0- 0	HOME	0- 0	0- 0	0- 4				
0- 6	0- 0	0- 1	AWAY	0- 1	0- 1	0- 3				
0- 0	0- 0	0- 0	NEUTRAL	0- 0	0- 0	0- 0				
2- 6	0- 0	0- 0	CONFERENCE	0- 0	0- 0	2- 6				
2- 2	0- 0	0- 0	HOME	0- 0	0- 0	2- 2				
0- 4	0- 0	0- 0	AWAY	0- 0	0- 0	0- 4				
0- 0	0- 0	0- 0	NEUTRAL	0- 0	0- 0	0- 0				

RPI 1-25	RPI 26-50	RPI 51-100	RPI 101+	Team's RPI: 345
RPI S Opponent Score	RPI S Opponent Score	RPI S Opponent Score	RPI S Opponent Score	Score
	36 A North Carolina St. 33 83	95 A Purdue 27 61	132 A Old Dominion 52 83	
			156 A Hampton 36 60	
			223 A Campbell 30 61	
			237 H Wofford 54 64	
			240 A Coastal Caro. 50 66	
			243 H Presbyterian 63 72	
			248 H UMES 68 59	
			251 H Howard 50 73	
			252 H UNCG 51 64	
			255 A Furman 40 60	
			262 A Norfolk St. 40 71	
			277 H N.C. A&T 38 62	
			317 H USC Upstate 58 68	
			344 A Delaware St. 51 55	
			344 H Delaware St. 68 63	
			348 A Morgan St. 42 44	
LAST 12 Division I GAMES:				
	348 A Morgan St. 42 44	344 H Delaware St. 68 63		
	344 A Delaware St. 51 55	248 H UMES 68 59		
	277 H N.C. A&T 38 62	317 H USC Upstate 58 68		
	251 H Howard 50 73	255 A Furman 40 60		
	156 A Hampton 36 60	243 H Presbyterian 63 72		
	262 A Norfolk St. 40 71	252 H UNCG 51 64		

Non-Div I Games: Johnson & Wales (NC75 38 Pfeiffer 47 50

N.C. Central

Loss, Non-Conf, S Site, H Home A Away N Neutral



Average RPI Win: <b>310</b>	WON-LOST	WINNING	LAST 10	STRENGTH OF	OPP. STRENGTH	TEAM	ADJ.	CONF.	ADJ CONF.
Average RPI Loss: <b>184</b>	RECORD	PCT. RANK	GAMES	SCHEDULE	OF SCHEDULE	RPI	RPI	RPI	RPI
DIV. I ONLY	8- 13	235	4- 6	335	273	306	306	24	24
DIV. I NON-CONF.	5- 8	218	2- 1	338	323	311	311	24	24
TOTALS	RPI 1-25	RPI 26-50	W-L RECORDS	RPI 51-100	RPI 101-150	RPI 150+			
8- 13	0- 0	0- 1	OVERALL	0- 3	0- 3	8- 6			
4- 4	0- 0	0- 0	HOME	0- 1	0- 1	4- 2			
3- 9	0- 0	0- 1	AWAY	0- 2	0- 2	3- 4			
1- 0	0- 0	0- 0	NEUTRAL	0- 0	0- 0	1- 0			
5- 8	0- 0	0- 1	NON-CONFERENCE	0- 1	0- 2	5- 4			
2- 3	0- 0	0- 0	HOME	0- 0	0- 1	2- 2			
2- 5	0- 0	0- 1	AWAY	0- 1	0- 1	2- 2			
1- 0	0- 0	0- 0	NEUTRAL	0- 0	0- 0	1- 0			
3- 5	0- 0	0- 0	CONFERENCE	0- 2	0- 1	3- 2			
2- 1	0- 0	0- 0	HOME	0- 1	0- 0	2- 0			
1- 4	0- 0	0- 0	AWAY	0- 1	0- 1	1- 2			
0- 0	0- 0	0- 0	NEUTRAL	0- 0	0- 0	0- 0			

RPI 1-25	RPI 26-50	RPI 51-100	RPI 101+	Team's RPI: 306
RPI S Opponent Score	RPI S Opponent Score	RPI S Opponent Score	RPI S Opponent Score	Score
	35  Harvard 38  59	59  Bucknell 36  67	111  Saint Joseph's 36  75	
		84  Jacksonville 56  75	135  Stetson 43  77	
		91  FGCU 53  73	144  Columbia 51  65	
			205  Binghamton 44  68	
			251  Howard 70 55	
			260  Vermont 42  64	
			285  North Florida 64 62	
			297  Kennesaw St. 64  75	
			298  Lipscomb 76 53	
			298  Lipscomb 76 68	
			310  Lehigh 52  84	
			317  USC Upstate 58  75	
			329  Chicago St. 57 42	
			333 N LIU Brooklyn 50 48	
			340  Wagner 68 45	
			344  Delaware St. 57 43	
			346  Fairleigh Dickinson 61  66	
LAST 12 Division I GAMES:				
	298  Lipscomb 76 53	285  North Florida 64 62		
	297  Kennesaw St. 64  75	317  USC Upstate 58  75		
	298  Lipscomb 76 68	144  Columbia 51  65		
	135  Stetson 43  77	329  Chicago St. 57 42		
	91  FGCU 53  73	251  Howard 70 55		
	84  Jacksonville 56  75	111  Saint Joseph's 36  75		

Non-Div I Games: St. Joseph's (Brkln87 53 Rutgers-Newark 83 52

NJIT

Loss, Non-Conf, S Site, Home Away N Neutral

Average RPI Win: <b>255</b>	WON-LOST	WINNING	LAST 10	STRENGTH OF	OPP. STRENGTH	TEAM	ADJ.	CONF.	ADJ CONF.
Average RPI Loss: <b>106</b>	RECORD	PCT. RANK	GAMES	SCHEDULE	OF SCHEDULE	RPI	RPI	RPI	RPI
DIV. I ONLY	15- 6	63	9- 1	278	210	121	121	23	23
DIV. I NON-CONF.	6- 4	126	0- 1	207	106	123	123	25	25
TOTALS	RPI 1-25	RPI 26-50	W-L RECORDS	RPI 51-100	RPI 101-150	RPI 150+			
15- 6	0- 1	0- 0	OVERALL	0- 2	1- 1	14- 2			
8- 1	0- 0	0- 0	HOME	0- 0	1- 0	7- 1			
7- 4	0- 1	0- 0	AWAY	0- 2	0- 0	7- 1			
0- 1	0- 0	0- 0	NEUTRAL	0- 0	0- 1	0- 0			
6- 4	0- 1	0- 0	NON-CONFERENCE	0- 1	1- 1	5- 1			
4- 0	0- 0	0- 0	HOME	0- 0	1- 0	3- 0			
2- 3	0- 1	0- 0	AWAY	0- 1	0- 0	2- 1			
0- 1	0- 0	0- 0	NEUTRAL	0- 0	0- 1	0- 0			
9- 2	0- 0	0- 0	CONFERENCE	0- 1	0- 0	9- 1			
4- 1	0- 0	0- 0	HOME	0- 0	0- 0	4- 1			
5- 1	0- 0	0- 0	AWAY	0- 1	0- 0	5- 0			
0- 0	0- 0	0- 0	NEUTRAL	0- 0	0- 0	0- 0			

RPI 1-25				RPI 26-50				RPI 51-100				RPI 101+ Team's RPI: 121			
RPI	S	Opponent	Score	RPI	S	Opponent	Score	RPI	S	Opponent	Score	RPI	S	Opponent	Score
14	A	Tennessee	55 85					58	A	Wake Forest	65 75	120	N	Arkansas	67 70
								59	A	Bucknell	64 67	147	H	Iona	73 68
												155	A	George Mason	64 68
												172	A	Army West Point	63 58
												181	H	Hofstra	78 69
												195	H	Cleveland St.	88 63
												229	A	Colgate	80 67
												229	H	Colgate	61 69
												239	H	Loyola Maryland	77 51
												267	H	Liberty	67 66
												274	A	Boston U.	62 59
												274	H	Boston U.	55 41
												290	A	Nevada	79 62
												304	A	Holy Cross	73 71
												304	H	Holy Cross	57 56
												310	A	Lehigh	66 64
												314	A	Air Force	64 46
												322	H	Lafayette	76 41
LAST 12 Division I GAMES:															
229	H	Colgate	61 69	239	H	Loyola Maryland	77 51								
274	H	Boston U.	55 41	229	A	Colgate	80 67								
304	A	Holy Cross	73 71	274	A	Boston U.	62 59								
172	A	Army West Point	63 58	304	H	Holy Cross	57 56								
310	A	Lehigh	66 64	59	A	Bucknell	64 67								
322	H	Lafayette	76 41	155	A	George Mason	64 68								

Non-Div I Games: Goucher 93 40

Navy

## Nebraska

Through Games Of Feb. 5, 2017

Average RPI Win:	175	WON-LOST	WINNING	LAST 10	STRENGTH OF	OPP. STRENGTH	TEAM	ADJ.	CONF.	ADJ CONF.
Average RPI Loss:	52	RECORD	PCT. RANK	GAMES	SCHEDULE	OF SCHEDULE	RPI	RPI	RPI	RPI
DIV. I ONLY	5- 18	309	1- 9	13	22	179	179	6	6	
DIV. I NON-CONF.	4- 8	230	0- 1	12	10	149	149	6	6	
TOTALS	RPI 1-25	RPI 26-50	W-L RECORDS	RPI 51-100	RPI 101-150	RPI 150+				
5- 18	0- 3	0- 8	OVERALL	1- 6	0- 0	4- 1				
5- 8	0- 2	0- 5	HOME	1- 1	0- 0	4- 0				
0- 8	0- 1	0- 3	AWAY	0- 3	0- 0	0- 1				
0- 2	0- 0	0- 0	NEUTRAL	0- 2	0- 0	0- 0				
4- 8	0- 2	0- 4	NON-CONFERENCE	1- 2	0- 0	3- 0				
4- 4	0- 1	0- 3	HOME	1- 0	0- 0	3- 0				
0- 2	0- 1	0- 1	AWAY	0- 0	0- 0	0- 0				
0- 2	0- 0	0- 0	NEUTRAL	0- 2	0- 0	0- 0				
1- 10	0- 1	0- 4	CONFERENCE	0- 4	0- 0	1- 1				
1- 4	0- 1	0- 2	HOME	0- 1	0- 0	1- 0				
0- 6	0- 0	0- 2	AWAY	0- 3	0- 0	0- 1				
0- 0	0- 0	0- 0	NEUTRAL	0- 0	0- 0	0- 0				

RPI 1-25				RPI 26-50				RPI 51-100				RPI 101+ Team's RPI: 179			
RPI	S	Opponent	Score	RPI	S	Opponent	Score	RPI	S	Opponent	Score	RPI	S	Opponent	Score
1	H	UConn	41 84	28	H	Michigan	51 84	51	A	Iowa	72 75	165	H	Omaha	66 58
17	H	Maryland	49 93	30	H	Missouri	35 55	54	H	Minnesota	69 79	189	H	Rutgers	62 58
22	A	Creighton	64 80	31	A	Ohio St.	75 95	55	N	Washington St.	65 79	193	A	Illinois	59 79
				32	H	Drake	70 84	66	H	Colorado St.	62 59	206	H	San Jose St.	83 61
				40	H	California	65 86	70	N	Virginia	51 73	250	H	UTRGV	71 53
				44	A	Virginia Tech	67 76	83	A	Penn St.	69 86				
				46	A	Michigan St.	73 93	95	A	Purdue	45 88				
				50	H	Northwestern	58 62								
LAST 12 Division I GAMES:															
54	H	Minnesota	69 79	189	H	Rutgers	62 58								
31	A	Ohio St.	75 95	46	A	Michigan St.	73 93								
95	A	Purdue	45 88	17	H	Maryland	49 93								
28	H	Michigan	51 84	51	A	Iowa	72 75								
83	A	Penn St.	69 86	50	H	Northwestern	58 62								
193	A	Illinois	59 79	1	H	UConn	41 84								

Non-Div I Games:

Nebraska

■ Loss, 
■ Non-Conf, S Site, 
■ Home 
■ Away 
N Neutral

## Nevada

Through Games Of Feb. 5, 2017

Average RPI Win: <b>237</b>	WON-LOST	WINNING	LAST 10	STRENGTH OF	OPP. STRENGTH	TEAM	ADJ.	CONF.	ADJ CONF.
Average RPI Loss: <b>169</b>	RECORD	PCT. RANK	GAMES	SCHEDULE	OF SCHEDULE	RPI	RPI	RPI	RPI
DIV. I ONLY	7- 13	249	2- 8	281	166	290	290	13	13
DIV. I NON-CONF.	5- 5	165	1- 0	315	212	271	271	15	15
TOTALS	RPI 1-25	RPI 26-50	W-L RECORDS	RPI 51-100	RPI 101-150	RPI 150+			
7- 13	0- 0	0- 0	OVERALL	1- 2	0- 4	6- 7			
4- 8	0- 0	0- 0	HOME	1- 2	0- 3	3- 3			
3- 5	0- 0	0- 0	AWAY	0- 0	0- 1	3- 4			
0- 0	0- 0	0- 0	NEUTRAL	0- 0	0- 0	0- 0			
5- 5	0- 0	0- 0	NON-CONFERENCE	0- 2	0- 1	5- 2			
3- 4	0- 0	0- 0	HOME	0- 2	0- 1	3- 1			
2- 1	0- 0	0- 0	AWAY	0- 0	0- 0	2- 1			
0- 0	0- 0	0- 0	NEUTRAL	0- 0	0- 0	0- 0			
2- 8	0- 0	0- 0	CONFERENCE	1- 0	0- 3	1- 5			
1- 4	0- 0	0- 0	HOME	1- 0	0- 2	0- 2			
1- 4	0- 0	0- 0	AWAY	0- 0	0- 1	1- 3			
0- 0	0- 0	0- 0	NEUTRAL	0- 0	0- 0	0- 0			

RPI 1-25				RPI 26-50				RPI 51-100				RPI 101+ Team's RPI: 290			
RPI	S	Opponent	Score	RPI	S	Opponent	Score	RPI	S	Opponent	Score	RPI	S	Opponent	Score
								72	H	Utah	50 80	103	H	Wyoming	59 72
								85	H	Boise St.	69 62	121	H	Navy	62 79
								100	H	Long Beach St.	93 97	145	A	New Mexico	50 59
												145	H	New Mexico	63 69
												167	A	Fresno St.	54 68
												167	H	Fresno St.	70 71
												168	H	Memphis	75 67
												202	H	Utah St.	69 81
												206	A	San Jose St.	84 107
												215	A	San Diego	54 70
												232	A	San Diego St.	78 83
												234	H	Hawaii	67 59
												275	H	Portland	72 59
												278	A	Sacramento St.	99 95
												308	A	Pepperdine	69 60
												314	A	Air Force	56 51
												327	H	UC Irvine	59 72
LAST 12 Division I GAMES:															
				202	H	Utah St.	69 81					145	H	New Mexico	63 69
				145	A	New Mexico	50 59					232	A	San Diego St.	78 83
				85	H	Boise St.	69 62					167	H	Fresno St.	70 71
				167	A	Fresno St.	54 68					206	A	San Jose St.	84 107
				314	A	Air Force	56 51					234	H	Hawaii	67 59
				103	H	Wyoming	59 72					215	A	San Diego	54 70

Non-Div I Games: Holy Names 70 42

Nevada

■ Loss, 
 ■ Non-Conf, S Site, 
 ■ Home 
 ■ Away 
 N Neutral

Average RPI Win:	237	WON-LOST	WINNING	LAST 10	STRENGTH OF	OPP. STRENGTH	TEAM	ADJ.	CONF.	ADJ CONF.
Average RPI Loss:	86	RECORD	PCT. RANK	GAMES	SCHEDULE	OF SCHEDULE	RPI	RPI	RPI	RPI
DIV. I ONLY	18- 3	11	10- 0	294	212	94	94	22	22	
DIV. I NON-CONF.	9- 3	63	3- 0	299	213	130	130	22	22	
TOTALS	RPI 1-25	RPI 26-50	W-L RECORDS	RPI 51-100	RPI 101-150	RPI 150+				
18- 3	0- 1	0- 0	OVERALL	0- 1	1- 1	17- 0				
10- 1	0- 0	0- 0	HOME	0- 0	1- 1	9- 0				
8- 2	0- 1	0- 0	AWAY	0- 1	0- 0	8- 0				
0- 0	0- 0	0- 0	NEUTRAL	0- 0	0- 0	0- 0				
9- 3	0- 1	0- 0	NON-CONFERENCE	0- 1	0- 1	9- 0				
5- 1	0- 0	0- 0	HOME	0- 0	0- 1	5- 0				
4- 2	0- 1	0- 0	AWAY	0- 1	0- 0	4- 0				
0- 0	0- 0	0- 0	NEUTRAL	0- 0	0- 0	0- 0				
9- 0	0- 0	0- 0	CONFERENCE	0- 0	1- 0	8- 0				
5- 0	0- 0	0- 0	HOME	0- 0	1- 0	4- 0				
4- 0	0- 0	0- 0	AWAY	0- 0	0- 0	4- 0				
0- 0	0- 0	0- 0	NEUTRAL	0- 0	0- 0	0- 0				

RPI 1-25				RPI 26-50				RPI 51-100 Team's RPI: 94				RPI 101+			
RPI	S	Opponent	Score	RPI	S	Opponent	Score	RPI	S	Opponent	Score	RPI	S	Opponent	Score
16	A	Kentucky	43 92					92	A	Cornell	56 61	136	H	Maine	50 44
												149	H	Yale	58 64
												151	H	Hartford	58 50
												161	H	Albany (NY)	71 58
												182	A	Northeastern	66 63
												194	H	Sacred Heart	71 43
												199	A	Siena	77 67
												205	A	Binghamton	70 62
												214	H	Dartmouth	64 47
												230	H	UMBC	60 50
												254	A	Stony Brook	56 45
												254	H	Stony Brook	49 46
												260	A	Vermont	57 49
												265	A	Manhattan	59 42
												274	A	Boston U.	59 51
												293	H	Bryant	62 60
												311	H	Central Conn. St.	56 52
												338	A	UMass Lowell	76 57
												340	H	Wagner	73 40
LAST 12 Division I GAMES:															
254	A	Stony Brook	56 45	205	A	Binghamton	70 62								
230	H	UMBC	60 50	161	H	Albany (NY)	71 58								
338	A	UMass Lowell	76 57	254	H	Stony Brook	49 46								
151	H	Hartford	58 50	214	H	Dartmouth	64 47								
136	H	Maine	50 44	265	A	Manhattan	59 42								
260	A	Vermont	57 49	311	H	Central Conn. St.	56 52								

Non-Div I Games: New England Col. 58 38

New Hampshire

■ Loss, 
 ■ Non-Conf, S Site, 
 ■ Home 
 ■ Away 
 N Neutral

Average RPI Win:	217	WON-LOST	WINNING	LAST 10	STRENGTH OF	OPP. STRENGTH	TEAM	ADJ.	CONF.	ADJ CONF.
Average RPI Loss:	93	RECORD	PCT. RANK	GAMES	SCHEDULE	OF SCHEDULE	RPI	RPI	RPI	RPI
DIV. I ONLY	12- 10	147	5- 4	120	143	145	145	13	13	
DIV. I NON-CONF.	4- 6	209	0- 0	171	117	243	243	15	15	
TOTALS	RPI 1-25	RPI 26-50	W-L RECORDS	RPI 51-100	RPI 101-150	RPI 150+				
12- 10	0- 0	0- 1	OVERALL	1- 5	1- 3	10- 1				
8- 5	0- 0	0- 0	HOME	1- 3	1- 2	6- 0				
4- 5	0- 0	0- 1	AWAY	0- 2	0- 1	4- 1				
0- 0	0- 0	0- 0	NEUTRAL	0- 0	0- 0	0- 0				
4- 6	0- 0	0- 1	NON-CONFERENCE	0- 2	1- 2	3- 1				
4- 3	0- 0	0- 0	HOME	0- 1	1- 2	3- 0				
0- 3	0- 0	0- 1	AWAY	0- 1	0- 0	0- 1				
0- 0	0- 0	0- 0	NEUTRAL	0- 0	0- 0	0- 0				
8- 4	0- 0	0- 0	CONFERENCE	1- 3	0- 1	7- 0				
4- 2	0- 0	0- 0	HOME	1- 2	0- 0	3- 0				
4- 2	0- 0	0- 0	AWAY	0- 1	0- 1	4- 0				
0- 0	0- 0	0- 0	NEUTRAL	0- 0	0- 0	0- 0				

RPI 1-25				RPI 26-50				RPI 51-100				RPI 101+				Team's RPI: 145	
RPI	S	Opponent	Score	RPI	S	Opponent	Score	RPI	S	Opponent	Score	RPI	S	Opponent	Score		
				43	A	Marquette	52 62	54	H	Minnesota	65 69	101	H	SMU	64 49		
								61	A	Texas Tech	58 69	103	A	Wyoming	52 68		
								66	H	Colorado St.	63 78	111	H	Saint Joseph's	67 79		
								80	A	UNLV	42 56	129	H	Tulsa	64 67		
								80	H	UNLV	52 61	167	A	Fresno St.	80 54		
								85	H	Boise St.	75 68	198	A	New Mexico St.	70 77		
												198	H	New Mexico St.	84 55		
												202	A	Utah St.	68 58		
												202	H	Utah St.	78 67		
												206	A	San Jose St.	82 72		
												232	H	San Diego St.	85 42		
												287	H	UTEP	79 66		
												290	A	Nevada	69 63		
												290	H	Nevada	59 50		
												346	H	Fairleigh Dickinson	83 56		
LAST 12 Division I GAMES:																	
				206	A	San Jose St.	82 72	66	H	Colorado St.	63 78						
				80	H	UNLV	52 61	80	A	UNLV	42 56						
				290	H	Nevada	59 50	290	A	Nevada	69 63						
				202	A	Utah St.	68 58	202	H	Utah St.	78 67						
				103	A	Wyoming	52 68	232	H	San Diego St.	85 42						
				85	H	Boise St.	75 68	167	A	Fresno St.	80 54						

Non-Div I Games: Northern N.M. 87 47

New Mexico

■ Loss, 
 ■ Non-Conf, S Site, 
 ■ Home 
 ■ Away 
 N Neutral

Average RPI Win:	275	WON-LOST	WINNING	LAST 10	STRENGTH OF	OPP. STRENGTH	TEAM	ADJ.	CONF.	ADJ CONF.
Average RPI Loss:	131	RECORD	PCT. RANK	GAMES	SCHEDULE	OF SCHEDULE	RPI	RPI	RPI	RPI
DIV. I ONLY	14- 6	71	8- 1	343	162	198	198	29	29	
DIV. I NON-CONF.	6- 6	165	0- 3	300	105	216	216	29	29	
TOTALS	RPI 1-25	RPI 26-50	W-L RECORDS	RPI 51-100	RPI 101-150	RPI 150+				
14- 6	0- 0	0- 1	OVERALL	0- 1	1- 2	13- 2				
7- 1	0- 0	0- 0	HOME	0- 0	1- 1	6- 0				
6- 2	0- 0	0- 0	AWAY	0- 0	0- 1	6- 1				
1- 3	0- 0	0- 1	NEUTRAL	0- 1	0- 0	1- 1				
6- 6	0- 0	0- 1	NON-CONFERENCE	0- 1	1- 2	5- 2				
3- 1	0- 0	0- 0	HOME	0- 0	1- 1	2- 0				
2- 2	0- 0	0- 0	AWAY	0- 0	0- 1	2- 1				
1- 3	0- 0	0- 1	NEUTRAL	0- 1	0- 0	1- 1				
8- 0	0- 0	0- 0	CONFERENCE	0- 0	0- 0	8- 0				
4- 0	0- 0	0- 0	HOME	0- 0	0- 0	4- 0				
4- 0	0- 0	0- 0	AWAY	0- 0	0- 0	4- 0				
0- 0	0- 0	0- 0	NEUTRAL	0- 0	0- 0	0- 0				

RPI 1-25			RPI 26-50			RPI 51-100			RPI 101+ Team's RPI: 198		
RPI	S	Opponent	Score	RPI	S	Opponent	Score	RPI	S	Opponent	Score
				48	N	Quinnipiac	46 49	80	N	UNLV	47 52
								123	H	Arizona	63 74
								145	A	New Mexico	55 84
								145	H	New Mexico	77 70
								158	N	Santa Clara	46 60
								206	H	San Jose St.	66 55
								213	H	Seattle U	73 69
								222	A	Grand Canyon	81 65
								234	A	Hawaii	53 56
								278	N	Sacramento St.	99 73
								287	A	UTEP	67 59
								288	A	CSU Bakersfield	64 55
								296	A	Northern Ariz.	79 68
								308	H	Pepperdine	75 66
								309	A	UMKC	60 43
								309	H	UMKC	78 72
								329	A	Chicago St.	65 54
								329	H	Chicago St.	100 63
								331	H	Utah Valley	63 46
LAST 12 Division I GAMES:											
329	A	Chicago St.	65 54	329	H	Chicago St.	100 63				
331	H	Utah Valley	63 46	309	H	UMKC	78 72				
213	H	Seattle U	73 69	158	N	Santa Clara	46 60				
309	A	UMKC	60 43	80	N	UNLV	47 52				
288	A	CSU Bakersfield	64 55	48	N	Quinnipiac	46 49				
222	A	Grand Canyon	81 65	287	A	UTEP	67 59				

Non-Div I Games: N.M. Highlands 94 37 Western N.M. 85 28

New Mexico St.

Average RPI Win:	295	WON-LOST	WINNING	LAST 10	STRENGTH OF	OPP. STRENGTH	TEAM	ADJ.	CONF.	ADJ CONF.
Average RPI Loss:	117	RECORD	PCT. RANK	GAMES	SCHEDULE	OF SCHEDULE	RPI	RPI	RPI	RPI
DIV. I ONLY	8- 10	209	5- 5	180	292	196	196	27	27	
DIV. I NON-CONF.	2- 5	259	0- 0	79	145	181	181	27	27	
TOTALS	RPI 1-25	RPI 26-50	W-L RECORDS	RPI 51-100	RPI 101-150	RPI 150+				
8- 10	0- 1	0- 0	OVERALL	0- 1	0- 7	8- 1				
4- 3	0- 0	0- 0	HOME	0- 0	0- 2	4- 1				
4- 7	0- 1	0- 0	AWAY	0- 1	0- 5	4- 0				
0- 0	0- 0	0- 0	NEUTRAL	0- 0	0- 0	0- 0				
2- 5	0- 1	0- 0	NON-CONFERENCE	0- 1	0- 2	2- 1				
1- 1	0- 0	0- 0	HOME	0- 0	0- 0	1- 1				
1- 4	0- 1	0- 0	AWAY	0- 1	0- 2	1- 0				
0- 0	0- 0	0- 0	NEUTRAL	0- 0	0- 0	0- 0				
6- 5	0- 0	0- 0	CONFERENCE	0- 0	0- 5	6- 0				
3- 2	0- 0	0- 0	HOME	0- 0	0- 2	3- 0				
3- 3	0- 0	0- 0	AWAY	0- 0	0- 3	3- 0				
0- 0	0- 0	0- 0	NEUTRAL	0- 0	0- 0	0- 0				

RPI 1-25				RPI 26-50				RPI 51-100				RPI 101+ Team's RPI: 196			
RPI	S	Opponent	Score	RPI	S	Opponent	Score	RPI	S	Opponent	Score	RPI	S	Opponent	Score
9	A	Texas	48 80					71	A	Iowa St.	63 100	110	A	SFA	61 88
												113	H	Central Ark.	51 55
												116	A	Alabama	57 78
												117	A	Southern Miss.	53 78
												128	A	Lamar University	42 73
												128	H	Lamar University	55 66
												131	A	Abilene Christian	55 68
												207	H	Texas Southern	63 57
												247	H	South Ala.	62 65
												261	A	McNeese	71 59
												263	A	Jacksonville St.	81 79
												305	H	A&M-Corpus Christi	75 54
												307	H	Nicholls St.	81 77
												336	A	Incarnate Word	71 67
												337	A	Houston Baptist	73 63
												343	H	Sam Houston St.	78 49
LAST 12 Division I GAMES:															
307	H	Nicholls St.	81 77	343	H	Sam Houston St.	78 49								
128	H	Lamar University	55 66	336	A	Incarnate Word	71 67								
110	A	SFA	61 88	128	A	Lamar University	42 73								
261	A	McNeese	71 59	131	A	Abilene Christian	55 68								
113	H	Central Ark.	51 55	305	H	A&M-Corpus Christi	75 54								
337	A	Houston Baptist	73 63	9	A	Texas	48 80								

Non-Div I Games: Blue Mountain 75 37 Crowley's Ridge 123 33 Trinity Baptist 100 35

New Orleans

Loss, Non-Conf, S Site, H Home A Away N Neutral



RPI 1-25				RPI 26-50				RPI 51-100				RPI 101+				Team's RPI: 216	
RPI	S	Opponent	Score	RPI	S	Opponent	Score	RPI	S	Opponent	Score	RPI	S	Opponent	Score		
17	H	Maryland	64 96	28	A	Michigan	35 107	69	A	Buffalo	63 73	115	A	Fordham	69 92		
				33	A	Syracuse	60 109	73	A	Drexel	57 69	126	H	Rider	58 78		
				48	A	Quinnipiac	45 61					147	A	Iona	61 68		
				48	H	Quinnipiac	64 71					147	H	Iona	55 65		
												151	H	Hartford	75 62		
												183	A	Fairfield	63 66		
												183	H	Fairfield	55 65		
												195	A	Cleveland St.	67 49		
												199	A	Siena	53 71		
												217	H	St. Bonaventure	65 43		
												224	H	Monmouth	66 45		
												231	H	Marist	58 60		
												238	H	Canisius	57 65		
												265	A	Manhattan	62 59		
												265	H	Manhattan	65 42		
												312	A	Saint Peter's	66 78		
LAST 12 Division I GAMES:																	
				265	H	Manhattan	65 42	265	A	Manhattan	62 59						
				147	H	Iona	55 65	147	A	Iona	61 68						
				183	A	Fairfield	63 66	231	H	Marist	58 60						
				48	A	Quinnipiac	45 61	48	H	Quinnipiac	64 71						
				183	H	Fairfield	55 65	199	A	Siena	53 71						
				238	H	Canisius	57 65	312	A	Saint Peter's	66 78						

Niagara

Page 193

Average RPI Win:	297	WON-LOST	WINNING	LAST 10	STRENGTH OF	OPP. STRENGTH	TEAM	ADJ.	CONF.	ADJ CONF.
Average RPI Loss:	201	RECORD	PCT. RANK	GAMES	SCHEDULE	OF SCHEDULE	RPI	RPI	RPI	RPI
DIV. I ONLY	8- 14	240	5- 5	328	323	307	307	27	27	
DIV. I NON-CONF.	3- 8	262	0- 1	276	330	304	304	27	27	
TOTALS	RPI 1-25	RPI 26-50	W-L RECORDS	RPI 51-100	RPI 101-150	RPI 150+				
8- 14	0- 0	0- 0	OVERALL	0- 2	1- 3	7- 9				
5- 3	0- 0	0- 0	HOME	0- 0	1- 2	4- 1				
3- 10	0- 0	0- 0	AWAY	0- 0	0- 0	3- 1				
0- 1	0- 0	0- 0	NEUTRAL	0- 0	0- 0	0- 1				
3- 8	0- 0	0- 0	NON-CONFERENCE	0- 2	0- 1	3- 5				
2- 1	0- 0	0- 0	HOME	0- 0	0- 1	2- 0				
1- 6	0- 0	0- 0	AWAY	0- 2	0- 0	1- 4				
0- 1	0- 0	0- 0	NEUTRAL	0- 0	0- 0	0- 1				
5- 6	0- 0	0- 0	CONFERENCE	0- 0	1- 2	4- 4				
3- 2	0- 0	0- 0	HOME	0- 0	1- 1	2- 1				
2- 4	0- 0	0- 0	AWAY	0- 0	0- 1	2- 3				
0- 0	0- 0	0- 0	NEUTRAL	0- 0	0- 0	0- 0				

RPI 1-25			RPI 26-50			RPI 51-100			RPI 101+ Team's RPI: 307		
RPI	S	Opponent	Score	RPI	S	Opponent	Score	RPI	S	Opponent	Score
								78	A	Gonzaga	46 78
								84	A	Jacksonville	71 76
								105	H	Troy	75 100
								110	A	SFA	55 80
								128	H	Lamar University	78 67
								131	H	Abilene Christian	73 89
								159	A	Louisiana Tech	52 68
								168	A	Memphis	62 73
								196	A	New Orleans	77 81
								249	A	Grambling	71 60
								263	A	Jacksonville St.	52 75
								285	N	North Florida	74 77
								289	A	Prairie View	67 69
								301	A	Northwestern St.	58 75
								305	A	A&M-Corpus Christi	60 65
								305	H	A&M-Corpus Christi	74 54
								332	H	La.-Monroe	73 54
								334	A	Southeastern La.	76 60
								336	H	Incarinate Word	52 78
								337	H	Houston Baptist	76 57
								343	A	Sam Houston St.	66 59
								347	H	Jackson St.	83 76
LAST 12 Division I GAMES:											
196	A	New Orleans	77 81	110	A	SFA	55 80				
334	A	Southeastern La.	76 60	301	A	Northwestern St.	58 75				
305	A	A&M-Corpus Christi	60 65	343	A	Sam Houston St.	66 59				
337	H	Houston Baptist	76 57	305	H	A&M-Corpus Christi	74 54				
128	H	Lamar University	78 67	336	H	Incarinate Word	52 78				
131	H	Abilene Christian	73 89	168	A	Memphis	62 73				

Non-Div I Games:

Nicholls St.

■ Loss, 
 ■ Non-Conf, 
 ■ S Site, 
 ■ Home 
 ■ A Away 
 N Neutral

Average RPI Win:	313	WON-LOST	WINNING	LAST 10	STRENGTH OF	OPP. STRENGTH	TEAM	ADJ.	CONF.	ADJ CONF.
Average RPI Loss:	180	RECORD	PCT. RANK	GAMES	SCHEDULE	OF SCHEDULE	RPI	RPI	RPI	RPI
DIV. I ONLY	10- 9	155	7- 3	344	320	262	262	32	32	
DIV. I NON-CONF.	3- 7	250	0- 2	304	262	262	262	31	31	
TOTALS	RPI 1-25	RPI 26-50	W-L RECORDS	RPI 51-100	RPI 101-150	RPI 150+				
10- 9	0- 0	0- 0	OVERALL	0- 0	0- 2	10- 7				
3- 3	0- 0	0- 0	HOME	0- 0	0- 1	3- 2				
7- 5	0- 0	0- 0	AWAY	0- 0	0- 1	7- 4				
0- 1	0- 0	0- 0	NEUTRAL	0- 0	0- 0	0- 1				
3- 7	0- 0	0- 0	NON-CONFERENCE	0- 0	0- 2	3- 5				
0- 1	0- 0	0- 0	HOME	0- 0	0- 1	0- 0				
3- 5	0- 0	0- 0	AWAY	0- 0	0- 1	3- 4				
0- 1	0- 0	0- 0	NEUTRAL	0- 0	0- 0	0- 1				
7- 2	0- 0	0- 0	CONFERENCE	0- 0	0- 0	7- 2				
3- 2	0- 0	0- 0	HOME	0- 0	0- 0	3- 2				
4- 0	0- 0	0- 0	AWAY	0- 0	0- 0	4- 0				
0- 0	0- 0	0- 0	NEUTRAL	0- 0	0- 0	0- 0				

RPI 1-25			RPI 26-50			RPI 51-100			RPI 101+			Team's RPI: 262
RPI	S	Opponent	Score	RPI	S	Opponent	Score	RPI	S	Opponent	Score	
								132	A	Old Dominion	54	65
								134	H	William & Mary	52	65
								151	N	Hartford	51	61
								155	A	George Mason	33	60
								156	H	Hampton	57	58
								162	A	Towson	58	61
								220	A	UNCW	56	64
								252	A	UNCG	52	59
								258	H	Bethune-Cookman	58	68
								269	A	Coppin St.	49	45
								272	H	Savannah St.	61	55
								277	H	N.C. A&T	69	53
								292	A	High Point	63	60
								310	A	Lehigh	81	57
								335	A	Longwood	85	56
								342	A	South Carolina St.	68	53
								344	A	Delaware St.	82	74
								345	H	N.C. Central	71	40
								348	A	Morgan St.	56	47
LAST 12 Division I GAMES:												
								342	A	South Carolina St.	68	53
								277	H	N.C. A&T	69	53
								258	H	Bethune-Cookman	58	68
								269	A	Coppin St.	49	45
								156	H	Hampton	57	58
								344	A	Delaware St.	82	74
								345	H	N.C. Central	71	40
								134	H	William & Mary	52	65

Non-Div I Games: Lincoln (PA) 62 28 Saint Augustine's 99 59

Norfolk St.

■ Loss, 
 ■ Non-Conf, 
 ■ S Site, 
 ■ Home 
 ■ A Away 
 N Neutral

# North Carolina

Through Games Of Feb. 5, 2017

Average RPI Win:	171	WON-LOST	WINNING	LAST 10	STRENGTH OF	OPP. STRENGTH	TEAM	ADJ.	CONF.	ADJ CONF.
Average RPI Loss:	45	RECORD	PCT. RANK	GAMES	SCHEDULE	OF SCHEDULE	RPI	RPI	RPI	RPI
DIV. I ONLY	13- 10	135	2- 2	42	64	86	86	3	3	
DIV. I NON-CONF.	11- 2	24	1- 0	169	191	70	70	4	4	
TOTALS	RPI 1-25	RPI 26-50	W-L RECORDS	RPI 51-100	RPI 101-150	RPI 150+				
13- 10	0- 4	2- 3	OVERALL	4- 1	0- 2	7- 0				
10- 3	0- 2	2- 0	HOME	2- 1	0- 0	6- 0				
1- 5	0- 2	0- 1	AWAY	0- 0	0- 2	1- 0				
2- 2	0- 0	0- 2	NEUTRAL	2- 0	0- 0	0- 0				
11- 2	0- 0	1- 2	NON-CONFERENCE	3- 0	0- 0	7- 0				
8- 0	0- 0	1- 0	HOME	1- 0	0- 0	6- 0				
1- 0	0- 0	0- 0	AWAY	0- 0	0- 0	1- 0				
2- 2	0- 0	0- 2	NEUTRAL	2- 0	0- 0	0- 0				
2- 8	0- 4	1- 1	CONFERENCE	1- 1	0- 2	0- 0				
2- 3	0- 2	1- 0	HOME	1- 1	0- 0	0- 0				
0- 5	0- 2	0- 1	AWAY	0- 0	0- 2	0- 0				
0- 0	0- 0	0- 0	NEUTRAL	0- 0	0- 0	0- 0				

RPI S	Opponent	Score	RPI S	Opponent	Score	RPI S	Opponent	Score	RPI S	Opponent	Score
2	H Notre Dame	55 77	26	H Elon	78 73	54	N Minnesota	91 77	114	A Clemson	67 78
7	H Florida St.	77 90	27	N South Fla.	55 83	58	H Wake Forest	77 80	137	A Pittsburgh	48 68
11	A Duke	58 70	29	N LSU	43 70	59	H Bucknell	65 50	204	A Wisconsin	72 59
21	A Miami (FL)	88 100	36	H North Carolina St.	83 70	70	H Virginia	67 58	212	H Alabama St.	84 54
			44	A Virginia Tech	68 76	84	N Jacksonville	87 57	245	H Marshall	75 53
									269	H Coppin St.	90 55
									276	H Charleston So.	93 77
									342	H South Carolina St.	82 49
									349	H Alabama A&M	80 35
LAST 12 Division I GAMES:											
54	N Minnesota	91 77	137	A Pittsburgh	48 68						
114	A Clemson	67 78	11	A Duke	58 70						
36	H North Carolina St.	83 70	70	H Virginia	67 58						
21	A Miami (FL)	88 100	7	H Florida St.	77 90						
2	H Notre Dame	55 77	44	A Virginia Tech	68 76						
58	H Wake Forest	77 80	342	H South Carolina St.	82 49						

Non-Div I Games:

North Carolina

Loss, Non-Conf, S Site, H Home A Away N Neutral

Average RPI Win:	153	WON-LOST	WINNING	LAST 10	STRENGTH OF	OPP. STRENGTH	TEAM	ADJ.	CONF.	ADJ CONF.
Average RPI Loss:	38	RECORD	PCT. RANK	GAMES	SCHEDULE	OF SCHEDULE	RPI	RPI	RPI	RPI
DIV. I ONLY	17- 6	45	7- 3	57	46	36	36	3	3	
DIV. I NON-CONF.	10- 3	54	1- 1	258	138	107	107	4	4	
TOTALS	RPI 1-25	RPI 26-50	W-L RECORDS	RPI 51-100	RPI 101-150	RPI 150+				
17- 6	4- 2	0- 3	OVERALL	2- 1	2- 0	9- 0				
12- 1	2- 1	0- 0	HOME	1- 0	2- 0	7- 0				
4- 3	2- 0	0- 2	AWAY	1- 1	0- 0	1- 0				
1- 2	0- 1	0- 1	NEUTRAL	0- 0	0- 0	1- 0				
10- 3	0- 1	0- 2	NON-CONFERENCE	1- 0	0- 0	9- 0				
8- 0	0- 0	0- 0	HOME	1- 0	0- 0	7- 0				
1- 1	0- 0	0- 1	AWAY	0- 0	0- 0	1- 0				
1- 2	0- 1	0- 1	NEUTRAL	0- 0	0- 0	1- 0				
7- 3	4- 1	0- 1	CONFERENCE	1- 1	2- 0	0- 0				
4- 1	2- 1	0- 0	HOME	0- 0	2- 0	0- 0				
3- 2	2- 0	0- 1	AWAY	1- 1	0- 0	0- 0				
0- 0	0- 0	0- 0	NEUTRAL	0- 0	0- 0	0- 0				

RPI 1-25				RPI 26-50				Team's RPI: 36	RPI 51-100				RPI 101+			
RPI	S	Opponent	Score	RPI	S	Opponent	Score		RPI	S	Opponent	Score	RPI	S	Opponent	Score
2	H	Notre Dame	70 62	29	N	LSU	58 59		53	H	Indiana	84 70	114	H	Clemson	65 53
7	A	Florida St.	70 61	33	A	Syracuse	75 85		58	A	Wake Forest	65 50	137	H	Pittsburgh	55 42
11	H	Duke	55 52	39	A	Tulane	58 63		86	A	North Carolina	70 83	156	H	Hampton	81 56
13	A	Louisville	72 70										178	H	Col. of Charleston	91 47
19	N	Kansas St.	50 67										220	H	UNCW	86 54
21	H	Miami (FL)	64 67										237	H	Wofford	80 40
													247	A	South Ala.	74 31
													248	H	UMES	77 58
													285	H	North Florida	78 52
													287	N	UTEP	71 55
													345	H	N.C. Central	83 33
LAST 12 Division I GAMES:																
13	A	Louisville	72 70	58	A	Wake Forest	65 50									
86	A	North Carolina	70 83	21	H	Miami (FL)	64 67									
137	H	Pittsburgh	55 42	7	A	Florida St.	70 61									
114	H	Clemson	65 53	2	H	Notre Dame	70 62									
11	H	Duke	55 52	247	A	South Ala.	74 31									
33	A	Syracuse	75 85	39	A	Tulane	58 63									

Non-Div I Games:

North Carolina St.

■ Loss, 
■ Non-Conf, S Site, 
■ Home 
■ Away 
N Neutral

Average RPI Win:	244	WON-LOST	WINNING	LAST 10	STRENGTH OF	OPP. STRENGTH	TEAM	ADJ.	CONF.	ADJ CONF.
Average RPI Loss:	65	RECORD	PCT. RANK	GAMES	SCHEDULE	OF SCHEDULE	RPI	RPI	RPI	RPI
DIV. I ONLY	13- 7	99	9- 1	228	128	139	139	18	18	
DIV. I NON-CONF.	3- 6	230	1- 0	114	15	174	174	18	18	
TOTALS	RPI 1-25	RPI 26-50	W-L RECORDS	RPI 51-100	RPI 101-150	RPI 150+				
13- 7	0- 0	0- 2	OVERALL	0- 4	2- 0	11- 1				
6- 4	0- 0	0- 2	HOME	0- 2	1- 0	5- 0				
7- 3	0- 0	0- 0	AWAY	0- 2	1- 0	6- 1				
0- 0	0- 0	0- 0	NEUTRAL	0- 0	0- 0	0- 0				
3- 6	0- 0	0- 2	NON-CONFERENCE	0- 3	1- 0	2- 1				
1- 3	0- 0	0- 2	HOME	0- 1	1- 0	0- 0				
2- 3	0- 0	0- 0	AWAY	0- 2	0- 0	2- 1				
0- 0	0- 0	0- 0	NEUTRAL	0- 0	0- 0	0- 0				
10- 1	0- 0	0- 0	CONFERENCE	0- 1	1- 0	9- 0				
5- 1	0- 0	0- 0	HOME	0- 1	0- 0	5- 0				
5- 0	0- 0	0- 0	AWAY	0- 0	1- 0	4- 0				
0- 0	0- 0	0- 0	NEUTRAL	0- 0	0- 0	0- 0				

RPI S	Opponent	Score	RPI S	Opponent	Score	RPI S	Opponent	Score	RPI S	Opponent	Score	Team's RPI: 139
32	H Drake	91 99	51	H Iowa	60 75	109	A Northern Colo.	57 51				
38	H South Dakota St.	72 83	57	A UNI	53 74	148	H San Francisco	71 63				
			61	A Texas Tech	80 90	153	A Kansas	71 76				
			65	H Montana St.	71 74	190	A Idaho St.	65 62				
						215	A San Diego	65 61				
						228	A Weber St.	70 65				
						253	H Portland St.	65 61				
						273	A Southern Utah	68 65				
						273	H Southern Utah	75 70				
						278	H Sacramento St.	94 71				
						283	A North Dakota St.	76 55				
						296	A Northern Ariz.	80 78				
						296	H Northern Ariz.	88 69				
						328	H Montana	73 63				
LAST 12 Division I GAMES:												
109	A Northern Colo.	57 51	65	H Montana St.	71 74							
296	H Northern Ariz.	88 69	273	A Southern Utah	68 65							
273	H Southern Utah	75 70	296	A Northern Ariz.	80 78							
190	A Idaho St.	65 62	278	H Sacramento St.	94 71							
228	A Weber St.	70 65	253	H Portland St.	65 61							
328	H Montana	73 63	215	A San Diego	65 61							

Non-Div I Games: Mayville St. 70 43 Mary 79 67

North Dakota

Loss, Non-Conf, S Site, H Home A Away N Neutral

Average RPI Win:	229	WON-LOST	WINNING	LAST 10	STRENGTH OF	OPP. STRENGTH	TEAM	ADJ.	CONF.	ADJ CONF.
Average RPI Loss:	146	RECORD	PCT. RANK	GAMES	SCHEDULE	OF SCHEDULE	RPI	RPI	RPI	RPI
DIV. I ONLY	3- 18	329	3- 7	82	248	283	283	11	11	
DIV. I NON-CONF.	0- 11	335	0- 2	140	331	335	335	10	10	
TOTALS	RPI 1-25	RPI 26-50	W-L RECORDS	RPI 51-100	RPI 101-150	RPI 150+				
3- 18	0- 0	0- 2	OVERALL	1- 5	0- 2	2- 9				
2- 6	0- 0	0- 1	HOME	1- 1	0- 2	1- 2				
1- 10	0- 0	0- 1	AWAY	0- 3	0- 0	1- 6				
0- 2	0- 0	0- 0	NEUTRAL	0- 1	0- 0	0- 1				
0- 11	0- 0	0- 0	NON-CONFERENCE	0- 2	0- 1	0- 8				
0- 3	0- 0	0- 0	HOME	0- 1	0- 1	0- 1				
0- 6	0- 0	0- 0	AWAY	0- 0	0- 0	0- 6				
0- 2	0- 0	0- 0	NEUTRAL	0- 1	0- 0	0- 1				
3- 7	0- 0	0- 2	CONFERENCE	1- 3	0- 1	2- 1				
2- 3	0- 0	0- 1	HOME	1- 0	0- 1	1- 1				
1- 4	0- 0	0- 1	AWAY	0- 3	0- 0	1- 0				
0- 0	0- 0	0- 0	NEUTRAL	0- 0	0- 0	0- 0				

RPI 1-25				RPI 26-50				RPI 51-100				RPI 101+				Team's RPI: 283	
RPI	S	Opponent	Score	RPI	S	Opponent	Score	RPI	S	Opponent	Score	RPI	S	Opponent	Score		
				38	A	South Dakota St.	44 70	60	A	South Dakota	48 80	138	H	Oral Roberts	50 70		
				38	H	South Dakota St.	66 69	60	H	South Dakota	83 73	139	H	North Dakota	55 76		
								76	A	IUPUI	58 71	160	A	Oakland	66 95		
								82	N	Central Mich.	55 77	164	H	Western Mich.	63 68		
								88	H	Colorado	59 76	165	H	Omaha	60 80		
								90	A	Western Ill.	81 110	170	A	Providence	63 86		
												171	A	Milwaukee	74 79		
												242	N	UC Santa Barbara	59 66		
												250	A	UTRGV	67 81		
												268	A	Cal Poly	46 73		
												295	A	Massachusetts	58 70		
												303	A	Denver	86 80		
												324	H	Fort Wayne	68 56		
LAST 12 Division I GAMES:																	
				38	A	South Dakota St.	44 70	324	H	Fort Wayne	68 56						
				138	H	Oral Roberts	50 70	60	H	South Dakota	83 73						
				60	A	South Dakota	48 80	303	A	Denver	86 80						
				76	A	IUPUI	58 71	38	H	South Dakota St.	66 69						
				165	H	Omaha	60 80	242	N	UC Santa Barbara	59 66						
				90	A	Western Ill.	81 110	250	A	UTRGV	67 81						

Non-Div I Games: Mayville St. 93 44 Dickinson St. 70 63

North Dakota St.

■ Loss, 
 ■ Non-Conf, S Site, 
 ■ Home 
 ■ Away 
 N Neutral

## North Florida

Through Games Of Feb. 5, 2017

Average RPI Win:	295	WON-LOST	WINNING	LAST 10	STRENGTH OF	OPP. STRENGTH	TEAM	ADJ.	CONF.	ADJ CONF.
Average RPI Loss:	168	RECORD	PCT. RANK	GAMES	SCHEDULE	OF SCHEDULE	RPI	RPI	RPI	RPI
DIV. I ONLY	5- 15	299	1- 8	187	278	285	285	24	24	
DIV. I NON-CONF.	4- 8	230	0- 3	182	288	237	237	24	24	
TOTALS	RPI 1-25	RPI 26-50	W-L RECORDS	RPI 51-100	RPI 101-150	RPI 150+				
5- 15	0- 1	0- 2	OVERALL	0- 2	0- 2	5- 8				
2- 6	0- 0	0- 0	HOME	0- 1	0- 1	2- 4				
2- 8	0- 1	0- 2	AWAY	0- 1	0- 1	2- 3				
1- 1	0- 0	0- 0	NEUTRAL	0- 0	0- 0	1- 1				
4- 8	0- 1	0- 2	NON-CONFERENCE	0- 0	0- 0	4- 5				
2- 2	0- 0	0- 0	HOME	0- 0	0- 0	2- 2				
1- 5	0- 1	0- 2	AWAY	0- 0	0- 0	1- 2				
1- 1	0- 0	0- 0	NEUTRAL	0- 0	0- 0	1- 1				
1- 7	0- 0	0- 0	CONFERENCE	0- 2	0- 2	1- 3				
0- 4	0- 0	0- 0	HOME	0- 1	0- 1	0- 2				
1- 3	0- 0	0- 0	AWAY	0- 1	0- 1	1- 1				
0- 0	0- 0	0- 0	NEUTRAL	0- 0	0- 0	0- 0				

RPI 1-25			RPI 26-50			RPI 51-100			RPI 101+			Team's RPI: 285
RPI	S	Opponent	Score	RPI	S	Opponent	Score	RPI	S	Opponent	Score	
7	A	Florida St.	39 95	27	A	South Fla.	42 78	84	A	Jacksonville	58 68	135 A Stetson 44 68
				36	A	North Carolina St.	52 78	91	H	FGCU	51 68	135 H Stetson 44 62
												173 A Xavier 46 83
												178 A Col. of Charleston 60 47
												188 H Morehead St. 65 84
												237 H Wofford 60 79
												247 N South Ala. 55 62
												258 A Bethune-Cookman 50 52
												297 H Kennesaw St. 61 67
												298 H Lipscomb 58 60
												306 A NJIT 62 64
												307 N Nicholls St. 77 74
												317 A USC Upstate 78 67
												330 H Fla. Atlantic 95 88
												341 H Florida A&M 71 60
LAST 12 Division I GAMES:												
135	H	Stetson	44 62	306	A	NJIT	62 64					
91	H	FGCU	51 68	84	A	Jacksonville	58 68					
135	A	Stetson	44 68	237	H	Wofford	60 79					
297	H	Kennesaw St.	61 67	7	A	Florida St.	39 95					
298	H	Lipscomb	58 60	258	A	Bethune-Cookman	50 52					
317	A	USC Upstate	78 67	188	H	Morehead St.	65 84					

Non-Div I Games: Warner 72 44 Webber Int'l 103 57 Edward Waters 70 50

North Florida

Loss, Non-Conf, S Site, H Home A Away N Neutral



Average RPI Win:	176	WON-LOST	WINNING	LAST 10	STRENGTH OF	OPP. STRENGTH	TEAM	ADJ.	CONF.	ADJ CONF.
Average RPI Loss:	130	RECORD	PCT. RANK	GAMES	SCHEDULE	OF SCHEDULE	RPI	RPI	RPI	RPI
DIV. I ONLY	7- 14	257	4- 6	89	169	201	201	14	14	
DIV. I NON-CONF.	3- 8	262	0- 2	162	201	254	254	16	16	
TOTALS	RPI 1-25	RPI 26-50	W-L RECORDS	RPI 51-100	RPI 101-150	RPI 150+				
7- 14	0- 0	0- 1	OVERALL	0- 4	4- 3	3- 6				
4- 5	0- 0	0- 0	HOME	0- 2	3- 0	1- 3				
3- 7	0- 0	0- 1	AWAY	0- 2	1- 3	2- 1				
0- 2	0- 0	0- 0	NEUTRAL	0- 0	0- 0	0- 2				
3- 8	0- 0	0- 1	NON-CONFERENCE	0- 1	2- 2	1- 4				
2- 2	0- 0	0- 0	HOME	0- 1	1- 0	1- 1				
1- 4	0- 0	0- 1	AWAY	0- 0	1- 2	0- 1				
0- 2	0- 0	0- 0	NEUTRAL	0- 0	0- 0	0- 2				
4- 6	0- 0	0- 0	CONFERENCE	0- 3	2- 1	2- 2				
2- 3	0- 0	0- 0	HOME	0- 1	2- 0	0- 2				
2- 3	0- 0	0- 0	AWAY	0- 2	0- 1	2- 0				
0- 0	0- 0	0- 0	NEUTRAL	0- 0	0- 0	0- 0				

RPI S	Opponent	Score	RPI S	Opponent	Score	RPI S	Opponent	Score	RPI S	Opponent	Score	Team's RPI: 201
49	A Little Rock	44 55	53	H Indiana	64 94	101	A SMU	51 65				
			89	A Charlotte	49 66	117	H Southern Miss.	75 62				
			89	H Charlotte	63 78	123	A Arizona	62 58				
			93	A Middle Tenn.	52 60	129	A Tulsa	58 63				
						132	A Old Dominion	47 62				
						132	H Old Dominion	65 55				
						147	H Iona	66 55				
						152	A Missouri St.	54 63				
						159	H Louisiana Tech	65 72				
						165	N Omaha	57 85				
						176	A Rice	77 69				
						176	H Rice	49 51				
						180	H Texas St.	58 59				
						203	A UAB	59 58				
						250	N UTRGV	69 74				
						336	H Incarnate Word	84 61				
LAST 12 Division I GAMES:												
176	A Rice	77 69	93	A Middle Tenn.	52 60							
132	A Old Dominion	47 62	203	A UAB	59 58							
89	A Charlotte	49 66	132	H Old Dominion	65 55							
159	H Louisiana Tech	65 72	89	H Charlotte	63 78							
117	H Southern Miss.	75 62	180	H Texas St.	58 59							
176	H Rice	49 51	152	A Missouri St.	54 63							

Non-Div I Games:

North Texas

■ Loss, 
 ■ Non-Conf, 
 ■ S Site, 
 ■ H Home 
 ■ A Away 
 N Neutral

Average RPI Win:	225	WON-LOST	WINNING	LAST 10	STRENGTH OF	OPP. STRENGTH	TEAM	ADJ.	CONF.	ADJ CONF.
Average RPI Loss:	86	RECORD	PCT. RANK	GAMES	SCHEDULE	OF SCHEDULE	RPI	RPI	RPI	RPI
DIV. I ONLY	7- 16	278	2- 8	52	115	182	182	8	8	
DIV. I NON-CONF.	4- 8	230	1- 0	92	146	184	184	8	8	
TOTALS	RPI 1-25	RPI 26-50	W-L RECORDS	RPI 51-100	RPI 101-150	RPI 150+				
7- 16	0- 1	0- 5	OVERALL	0- 4	0- 5	7- 1				
4- 6	0- 0	0- 2	HOME	0- 2	0- 2	4- 0				
3- 7	0- 0	0- 3	AWAY	0- 1	0- 3	3- 0				
0- 3	0- 1	0- 0	NEUTRAL	0- 1	0- 0	0- 1				
4- 8	0- 1	0- 2	NON-CONFERENCE	0- 2	0- 2	4- 1				
2- 2	0- 0	0- 0	HOME	0- 1	0- 1	2- 0				
2- 3	0- 0	0- 2	AWAY	0- 0	0- 1	2- 0				
0- 3	0- 1	0- 0	NEUTRAL	0- 1	0- 0	0- 1				
3- 8	0- 0	0- 3	CONFERENCE	0- 2	0- 3	3- 0				
2- 4	0- 0	0- 2	HOME	0- 1	0- 1	2- 0				
1- 4	0- 0	0- 1	AWAY	0- 1	0- 2	1- 0				
0- 0	0- 0	0- 0	NEUTRAL	0- 0	0- 0	0- 0				

RPI	S	Opponent	Score	RPI	S	Opponent	Score	RPI	S	Opponent	Score	RPI	S	Opponent	Score	Team's RPI: 182
10	N	Stanford	45 74	26	H	Elon	65 76	73	A	Drexel	51 74	112	A	Delaware	53 65	
				41	A	James Madison	54 74	73	H	Drexel	33 63	125	H	St. Mary's (CA)	53 77	
				41	H	James Madison	49 67	94	H	New Hampshire	63 66	134	A	William & Mary	58 60	
				46	A	Michigan St.	44 78	95	N	Purdue	54 79	134	H	William & Mary	54 68	
				48	A	Quinnipiac	59 76					136	A	Maine	49 68	
												162	H	Towson	72 64	
												181	A	Hofstra	53 51	
												192	N	Wichita St.	73 87	
												199	H	Siena	61 50	
												220	H	UNCW	55 47	
												238	A	Canisius	83 59	
												274	H	Boston U.	78 59	
												303	A	Denver	72 69	
LAST 12 Division I GAMES:																
				41	H	James Madison	49 67	41	A	James Madison	54 74					
				134	H	William & Mary	54 68	134	A	William & Mary	58 60					
				73	A	Drexel	51 74	73	H	Drexel	33 63					
				26	H	Elon	65 76	162	H	Towson	72 64					
				220	H	UNCW	55 47	181	A	Hofstra	53 51					
				112	A	Delaware	53 65	199	H	Siena	61 50					

Non-Div I Games:

Northeastern

Average RPI Win:	264	WON-LOST	WINNING	LAST 10	STRENGTH OF	OPP. STRENGTH	TEAM	ADJ.	CONF.	ADJ CONF.
Average RPI Loss:	182	RECORD	PCT. RANK	GAMES	SCHEDULE	OF SCHEDULE	RPI	RPI	RPI	RPI
DIV. I ONLY	5- 16	302	1- 9	178	315	296	296	18	18	
DIV. I NON-CONF.	3- 7	250	0- 1	245	339	292	292	18	18	
TOTALS	RPI 1-25	RPI 26-50	W-L RECORDS	RPI 51-100	RPI 101-150	RPI 150+				
5- 16	0- 0	0- 0	OVERALL	0- 1	1- 6	4- 9				
3- 7	0- 0	0- 0	HOME	0- 0	1- 3	2- 4				
2- 9	0- 0	0- 0	AWAY	0- 1	0- 3	2- 5				
0- 0	0- 0	0- 0	NEUTRAL	0- 0	0- 0	0- 0				
3- 7	0- 0	0- 0	NON-CONFERENCE	0- 1	0- 1	3- 5				
2- 2	0- 0	0- 0	HOME	0- 0	0- 0	2- 2				
1- 5	0- 0	0- 0	AWAY	0- 1	0- 1	1- 3				
0- 0	0- 0	0- 0	NEUTRAL	0- 0	0- 0	0- 0				
2- 9	0- 0	0- 0	CONFERENCE	0- 0	1- 5	1- 4				
1- 5	0- 0	0- 0	HOME	0- 0	1- 3	0- 2				
1- 4	0- 0	0- 0	AWAY	0- 0	0- 2	1- 2				
0- 0	0- 0	0- 0	NEUTRAL	0- 0	0- 0	0- 0				

RPI S	Opponent	Score	RPI S	Opponent	Score	RPI S	Opponent	Score	RPI S	Opponent	Score	Team's RPI: 296
						72	A Utah	65 78	109	A Northern Colo.	64 75	
									109	H Northern Colo.	66 69	
									128	A Lamar University	60 75	
									139	A North Dakota	69 88	
									139	H North Dakota	78 80	
									141	H Idaho	80 91	
									143	H Eastern Wash.	56 47	
									190	H Idaho St.	51 64	
									197	H CSUN	79 83	
									198	H New Mexico St.	68 79	
									222	A Grand Canyon	65 76	
									228	H Weber St.	64 75	
									242	A UC Santa Barbara	51 60	
									253	A Portland St.	55 56	
									268	A Cal Poly	53 58	
									273	A Southern Utah	77 68	
									278	A Sacramento St.	76 82	
									287	A UTEP	65 51	
									303	H Denver	82 67	
									315	H Youngstown St.	70 49	
LAST 12 Division I GAMES:												
228	H	Weber St.	64	75	278	A	Sacramento St.	76	82			
190	H	Idaho St.	51	64	253	A	Portland St.	55	56			
139	A	North Dakota	69	88	109	H	Northern Colo.	66	69			
109	A	Northern Colo.	64	75	139	H	North Dakota	78	80			
141	H	Idaho	80	91	273	A	Southern Utah	77	68			
143	H	Eastern Wash.	56	47	72	A	Utah	65	78			

Non-Div I Games: Antelope Valley 109 60

Northern Ariz.

Average RPI Win:	237	WON-LOST	WINNING	LAST 10	STRENGTH OF	OPP. STRENGTH	TEAM	ADJ.	CONF.	ADJ CONF.
Average RPI Loss:	105	RECORD	PCT. RANK	GAMES	SCHEDULE	OF SCHEDULE	RPI	RPI	RPI	RPI
DIV. I ONLY	17- 4	18	9- 1	295	201	109	109	18	18	
DIV. I NON-CONF.	7- 3	83	1- 0	227	158	104	104	18	18	
TOTALS	RPI 1-25	RPI 26-50	W-L RECORDS	RPI 51-100	RPI 101-150	RPI 150+				
17- 4	0- 0	0- 0	OVERALL	2- 2	1- 2	14- 0				
9- 2	0- 0	0- 0	HOME	2- 1	0- 1	7- 0				
7- 2	0- 0	0- 0	AWAY	0- 1	1- 1	6- 0				
1- 0	0- 0	0- 0	NEUTRAL	0- 0	0- 0	1- 0				
7- 3	0- 0	0- 0	NON-CONFERENCE	1- 2	1- 1	5- 0				
3- 1	0- 0	0- 0	HOME	1- 1	0- 0	2- 0				
3- 2	0- 0	0- 0	AWAY	0- 1	1- 1	2- 0				
1- 0	0- 0	0- 0	NEUTRAL	0- 0	0- 0	1- 0				
10- 1	0- 0	0- 0	CONFERENCE	1- 0	0- 1	9- 0				
6- 1	0- 0	0- 0	HOME	1- 0	0- 1	5- 0				
4- 0	0- 0	0- 0	AWAY	0- 0	0- 0	4- 0				
0- 0	0- 0	0- 0	NEUTRAL	0- 0	0- 0	0- 0				

RPI 1-25			RPI 26-50			RPI 51-100			RPI 101+			Team's RPI: 109
RPI	S	Opponent	Score	RPI	S	Opponent	Score	RPI	S	Opponent	Score	
						65 H Montana St.	66 58	125 A St. Mary's (CA)		65 75		
						66 A Colorado St.	47 58	139 H North Dakota		51 57		
						88 H Colorado	62 83	150 A UTSA		73 66		
						91 H FGCU	77 74	190 A Idaho St.		77 62		
								210 A Pacific		60 56		
								215 H San Diego		54 51		
								228 A Weber St.		88 79		
								253 H Portland St.		91 62		
								264 N Eastern Mich.		58 57		
								273 A Southern Utah		83 53		
								273 H Southern Utah		74 55		
								278 H Sacramento St.		95 88		
								296 A Northern Ariz.		69 66		
								296 H Northern Ariz.		75 64		
								303 H Denver		68 48		
								314 A Air Force		71 44		
								328 H Montana		65 46		
LAST 12 Division I GAMES:												
						139 H North Dakota	51 57	328 H Montana		65 46		
						273 H Southern Utah	74 55	296 A Northern Ariz.		69 66		
						296 H Northern Ariz.	75 64	273 A Southern Utah		83 53		
						228 A Weber St.	88 79	253 H Portland St.		91 62		
						190 A Idaho St.	77 62	278 H Sacramento St.		95 88		
						65 H Montana St.	66 58	210 A Pacific		60 56		

Non-Div I Games: Colo. Christian 90 47

Northern Colo.

■ Loss, 
 ■ Non-Conf, S Site, 
 ■ Home 
 ■ Away 
 N Neutral

Average RPI Win:	203	WON-LOST	WINNING	LAST 10	STRENGTH OF	OPP. STRENGTH	TEAM	ADJ.	CONF.	ADJ CONF.
Average RPI Loss:	92	RECORD	PCT. RANK	GAMES	SCHEDULE	OF SCHEDULE	RPI	RPI	RPI	RPI
DIV. I ONLY	16- 5	36	9- 1	207	125	77	77	10	10	
DIV. I NON-CONF.	7- 4	114	1- 1	263	189	132	132	11	11	
TOTALS	RPI 1-25	RPI 26-50	W-L RECORDS	RPI 51-100	RPI 101-150	RPI 150+				
16- 5	0- 0	1- 1	OVERALL	1- 3	3- 0	11- 1				
9- 1	0- 0	1- 0	HOME	0- 0	1- 0	7- 1				
7- 3	0- 0	0- 1	AWAY	1- 1	2- 0	4- 0				
0- 1	0- 0	0- 0	NEUTRAL	0- 1	0- 0	0- 0				
7- 4	0- 0	0- 1	NON-CONFERENCE	0- 3	0- 0	7- 0				
4- 0	0- 0	0- 0	HOME	0- 0	0- 0	4- 0				
3- 3	0- 0	0- 1	AWAY	0- 2	0- 0	3- 0				
0- 1	0- 0	0- 0	NEUTRAL	0- 1	0- 0	0- 0				
9- 1	0- 0	1- 0	CONFERENCE	1- 0	3- 0	4- 1				
5- 1	0- 0	1- 0	HOME	0- 0	1- 0	3- 1				
4- 0	0- 0	0- 0	AWAY	1- 0	2- 0	1- 0				
0- 0	0- 0	0- 0	NEUTRAL	0- 0	0- 0	0- 0				

RPI S	Opponent	Score	RPI S	Opponent	Score	RPI S	Opponent	Score	RPI S	Opponent	Score
32	A Drake	86 95	45	H Ohio	88 80	60	N South Dakota	83 97	106	A Kent St.	98 97
						71	A Iowa St.	89 97	106	H Kent St.	93 72
						87	A Toledo	77 73	130	A Ball St.	101 96
						90	A Western Ill.	79 83	164	H Western Mich.	67 62
									171	H Milwaukee	114 104
									208	H SIUE	97 78
									209	H Akron	55 84
									218	H Miami (OH)	89 76
									226	A Bradley	81 51
									256	A Bowling Green	89 76
									264	H Eastern Mich.	85 73
									309	A UMKC	86 75
									316	A Loyola Chicago	90 70
									318	H Illinois St.	108 66
									329	H Chicago St.	94 85
LAST 12 Division I GAMES:											
164	H Western Mich.	67 62	106	A Kent St.	98 97						
130	A Ball St.	101 96	45	H Ohio	88 80						
106	H Kent St.	93 72	256	A Bowling Green	89 76						
218	H Miami (OH)	89 76	264	H Eastern Mich.	85 73						
209	H Akron	55 84	309	A UMKC	86 75						
87	A Toledo	77 73	60	N South Dakota	83 97						

Non-Div I Games:

Northern Ill.

■ Loss, 
 ■ Non-Conf, 
 ■ S Site, 
 ■ H Home 
 ■ A Away 
 N Neutral

Average RPI Win:	265	WON-LOST	WINNING	LAST 10	STRENGTH OF	OPP. STRENGTH	TEAM	ADJ.	CONF.	ADJ CONF.
Average RPI Loss:	160	RECORD	PCT. RANK	GAMES	SCHEDULE	OF SCHEDULE	RPI	RPI	RPI	RPI
DIV. I ONLY	6- 16	287	3- 7	161	293	266	266	20	20	
DIV. I NON-CONF.	3- 8	262	1- 0	178	299	281	281	20	20	
TOTALS	RPI 1-25	RPI 26-50	W-L RECORDS	RPI 51-100	RPI 101-150	RPI 150+				
6- 16	0- 0	0- 2	OVERALL	0- 1	1- 5	5- 8				
2- 7	0- 0	0- 0	HOME	0- 0	0- 3	2- 4				
2- 8	0- 0	0- 2	AWAY	0- 0	0- 1	2- 3				
2- 1	0- 0	0- 0	NEUTRAL	0- 0	1- 0	1- 1				
3- 8	0- 0	0- 1	NON-CONFERENCE	0- 1	1- 1	2- 5				
1- 3	0- 0	0- 0	HOME	0- 0	0- 1	1- 2				
0- 4	0- 0	0- 1	AWAY	0- 1	0- 0	0- 2				
2- 1	0- 0	0- 0	NEUTRAL	0- 0	1- 0	1- 1				
3- 8	0- 0	0- 1	CONFERENCE	0- 0	0- 4	3- 3				
1- 4	0- 0	0- 0	HOME	0- 0	0- 2	1- 2				
2- 4	0- 0	0- 1	AWAY	0- 0	0- 2	2- 1				
0- 0	0- 0	0- 0	NEUTRAL	0- 0	0- 0	0- 0				

RPI S	Opponent	Score	RPI S	Opponent	Score	RPI S	Opponent	Score	RPI S	Opponent	Score	Team's RPI: 266
34	A Green Bay	39 70	53	A Indiana	49 100	117	N Southern Miss.	58 53				
45	A Ohio	41 58				135	H Stetson	45 54				
						142	A Wright St.	47 67				
						142	H Wright St.	63 70				
						146	A Detroit	49 57				
						146	H Detroit	53 55				
						160	H Oakland	47 61				
						171	A Milwaukee	44 72				
						187	H ETSU	62 56				
						195	H Cleveland St.	54 58				
						200	A Indiana St.	38 58				
						218	H Miami (OH)	50 60				
						244	H Murray St.	69 72				
						253	N Portland St.	54 77				
						279	A Tennessee Tech	40 55				
						315	H Youngstown St.	87 81				
						319	A Valparaiso	70 55				
						325	N Arkansas St.	83 78				
						326	A Ill.-Chicago	58 37				
LAST 12 Division I GAMES:												
142	A Wright St.	47 67	142	H Wright St.	63 70							
146	H Detroit	53 55	315	H Youngstown St.	87 81							
160	H Oakland	47 61	195	H Cleveland St.	54 58							
326	A Ill.-Chicago	58 37	171	A Milwaukee	44 72							
319	A Valparaiso	70 55	34	A Green Bay	39 70							
146	A Detroit	49 57	117	N Southern Miss.	58 53							

Non-Div I Games: Ind.-East 66 46

Northern Ky.

Loss, Non-Conf, S Site, H Home A Away N Neutral

## Northwestern

Through Games Of Feb. 5, 2017

Average RPI Win:	168	WON-LOST	WINNING	LAST 10	STRENGTH OF	OPP. STRENGTH	TEAM	ADJ.	CONF.	ADJ CONF.
Average RPI Loss:	42	RECORD	PCT. RANK	GAMES	SCHEDULE	OF SCHEDULE	RPI	RPI	RPI	RPI
DIV. I ONLY	17- 6	45	6- 4	101	74	50	50	6	6	
DIV. I NON-CONF.	11- 2	24	1- 1	190	142	52	52	6	6	
TOTALS	RPI 1-25	RPI 26-50	W-L RECORDS	RPI 51-100	RPI 101-150	RPI 150+				
17- 6	0- 2	1- 2	OVERALL	4- 2	1- 0	11- 0				
13- 2	0- 0	1- 1	HOME	4- 1	1- 0	7- 0				
4- 4	0- 2	0- 1	AWAY	0- 1	0- 0	4- 0				
0- 0	0- 0	0- 0	NEUTRAL	0- 0	0- 0	0- 0				
11- 2	0- 1	0- 0	NON-CONFERENCE	2- 1	1- 0	8- 0				
9- 0	0- 0	0- 0	HOME	2- 0	1- 0	6- 0				
2- 2	0- 1	0- 0	AWAY	0- 1	0- 0	2- 0				
0- 0	0- 0	0- 0	NEUTRAL	0- 0	0- 0	0- 0				
6- 4	0- 1	1- 2	CONFERENCE	2- 1	0- 0	3- 0				
4- 2	0- 0	1- 1	HOME	2- 1	0- 0	1- 0				
2- 2	0- 1	0- 1	AWAY	0- 0	0- 0	2- 0				
0- 0	0- 0	0- 0	NEUTRAL	0- 0	0- 0	0- 0				

RPI 1-25				RPI 26-50				Team's RPI: 50		RPI 51-100				RPI 101+			
RPI	S	Opponent	Score	RPI	S	Opponent	Score			RPI	S	Opponent	Score	RPI	S	Opponent	Score
15	A	DePaul	66 89	28	A	Michigan	54 80			53	H	Indiana	80 67	138	H	Oral Roberts	64 55
17	A	Maryland	65 96	31	H	Ohio St.	87 94			64	H	Florida	73 68	152	H	Missouri St.	75 52
				46	H	Michigan St.	76 65			70	H	Virginia	69 60	156	H	Hampton	67 48
										78	A	Gonzaga	56 67	158	A	Santa Clara	87 75
										83	H	Penn St.	58 74	171	A	Milwaukee	65 63
										95	H	Purdue	76 60	179	A	Nebraska	62 58
														189	A	Rutgers	55 37
														204	H	Wisconsin	63 43
														259	H	UT Martin	82 59
														270	H	Evansville	88 66
														326	H	Ill.-Chicago	88 44
														329	H	Chicago St.	75 42
LAST 12 Division I GAMES:																	
				83	H	Penn St.	58 74			17	A	Maryland	65 96				
				204	H	Wisconsin	63 43			31	H	Ohio St.	87 94				
				189	A	Rutgers	55 37			95	H	Purdue	76 60				
				28	A	Michigan	54 80			179	A	Nebraska	62 58				
				46	H	Michigan St.	76 65			259	H	UT Martin	82 59				
				53	H	Indiana	80 67			78	A	Gonzaga	56 67				

Non-Div I Games:

Northwestern

■ Loss, 
■ Non-Conf, S Site, 
■ Home 
■ Away 
N Neutral

Average RPI Win:	296	WON-LOST	WINNING	LAST 10	STRENGTH OF	OPP. STRENGTH	TEAM	ADJ.	CONF.	ADJ CONF.
Average RPI Loss:	180	RECORD	PCT. RANK	GAMES	SCHEDULE	OF SCHEDULE	RPI	RPI	RPI	RPI
DIV. I ONLY	6- 11	248	4- 6	299	294	301	301	27	27	
DIV. I NON-CONF.	2- 5	259	0- 1	180	192	272	272	27	27	
TOTALS	RPI 1-25	RPI 26-50	W-L RECORDS	RPI 51-100	RPI 101-150	RPI 150+				
6- 11	0- 2	0- 0	OVERALL	0- 0	1- 3	5- 6				
5- 2	0- 0	0- 0	HOME	0- 0	1- 0	4- 2				
1- 9	0- 2	0- 0	AWAY	0- 0	0- 3	1- 4				
0- 0	0- 0	0- 0	NEUTRAL	0- 0	0- 0	0- 0				
2- 5	0- 2	0- 0	NON-CONFERENCE	0- 0	0- 1	2- 2				
2- 1	0- 0	0- 0	HOME	0- 0	0- 0	2- 1				
0- 4	0- 2	0- 0	AWAY	0- 0	0- 1	0- 1				
0- 0	0- 0	0- 0	NEUTRAL	0- 0	0- 0	0- 0				
4- 6	0- 0	0- 0	CONFERENCE	0- 0	1- 2	3- 4				
3- 1	0- 0	0- 0	HOME	0- 0	1- 0	2- 1				
1- 5	0- 0	0- 0	AWAY	0- 0	0- 2	1- 3				
0- 0	0- 0	0- 0	NEUTRAL	0- 0	0- 0	0- 0				

RPI 1-25				RPI 26-50				RPI 51-100				RPI 101+ Team's RPI: 301			
RPI	S	Opponent	Score	RPI	S	Opponent	Score	RPI	S	Opponent	Score	RPI	S	Opponent	Score
4	A	Mississippi St.	30 106									110	H	SFA	76 72
9	A	Texas	39 86									113	A	Central Ark.	43 76
												120	A	Arkansas	36 65
												128	A	Lamar University	60 73
												168	A	Memphis	38 54
												261	A	McNeese	52 68
												261	H	McNeese	63 68
												280	H	Mississippi Val.	64 68
												305	A	A&M-Corpus Christi	51 60
												307	H	Nicholls St.	75 58
												332	H	La.-Monroe	67 65
												334	A	Southeastern La.	58 69
												336	A	Incarinate Word	76 74
												343	H	Sam Houston St.	78 51
												347	H	Jackson St.	83 65
LAST 12 Division I GAMES:															
110	H	SFA	76 72	305	A	A&M-Corpus Christi	51 60								
128	A	Lamar University	60 73	336	A	Incarinate Word	76 74								
334	A	Southeastern La.	58 69	113	A	Central Ark.	43 76								
261	A	McNeese	52 68	261	H	McNeese	63 68								
343	H	Sam Houston St.	78 51	4	A	Mississippi St.	30 106								
307	H	Nicholls St.	75 58	120	A	Arkansas	36 65								

Non-Div I Games: LeTourneau 80 68 Louisiana Col. 113 65 LSU-Alexandria 97 76 Central Baptist 93 42 Northwestern St.



Average RPI Win: 86		WON-LOST	WINNING	LAST 10	STRENGTH OF	OPP. STRENGTH	TEAM	ADJ.	CONF.	ADJ CONF.
Average RPI Loss: 17		RECORD	PCT. RANK	GAMES	SCHEDULE	OF SCHEDULE	RPI	RPI	RPI	RPI
DIV. I ONLY		21- 3	9	9- 1	4	10	2	2	3	3
DIV. I NON-CONF.		12- 2	23	1- 1	2	4	2	2	4	4
TOTALS		RPI 1-25	RPI 26-50	W-L RECORDS		RPI 51-100	RPI 101-150	RPI 150+		
21- 3	4- 2	4- 1		OVERALL		7- 0	3- 0	3- 0		
10- 1	2- 1	1- 0		HOME		3- 0	3- 0	1- 0		
10- 2	2- 1	3- 1		AWAY		4- 0	0- 0	1- 0		
1- 0	0- 0	0- 0		NEUTRAL		0- 0	0- 0	1- 0		
12- 2	2- 2	2- 0		NON-CONFERENCE		4- 0	2- 0	2- 0		
6- 1	1- 1	1- 0		HOME		1- 0	2- 0	1- 0		
5- 1	1- 1	1- 0		AWAY		3- 0	0- 0	0- 0		
1- 0	0- 0	0- 0		NEUTRAL		0- 0	0- 0	1- 0		
9- 1	2- 0	2- 1		CONFERENCE		3- 0	1- 0	1- 0		
4- 0	1- 0	0- 0		HOME		2- 0	1- 0	0- 0		
5- 1	1- 0	2- 1		AWAY		1- 0	0- 0	1- 0		
0- 0	0- 0	0- 0		NEUTRAL		0- 0	0- 0	0- 0		

RPI	S	Opponent	Score	RPI	S	Opponent	Score	RPI	S	Opponent	Score	RPI	S	Opponent	Score
1	H	UConn	61 72	34	H	Green Bay	71 67	51	A	Iowa	73 58	115	H	Fordham	67 36
8	H	Washington	71 60	36	A	North Carolina St.	62 70	58	H	Wake Forest	92 72	124	H	TCU	92 59
11	H	Duke	62 58	42	A	Georgia Tech	55 38	70	H	Virginia	82 74	137	H	Pittsburgh	86 54
14	A	Tennessee	69 71	44	A	Virginia Tech	76 59	82	H	Central Mich.	107 47	177	A	Boston College	80 69
15	A	DePaul	75 61	46	A	Michigan St.	79 61	86	A	North Carolina	77 55	191	N	Louisiana	91 51
21	A	Miami (FL)	67 55					87	A	Toledo	85 68	319	H	Valparaiso	114 54
								95	A	Chattanooga	79 58				
LAST 12 Division I GAMES:															
44	A	Virginia Tech	76 59	137	H	Pittsburgh	86 54								
70	H	Virginia	82 74	21	A	Miami (FL)	67 55								
11	H	Duke	62 58	58	H	Wake Forest	92 72								
86	A	North Carolina	77 55	42	A	Georgia Tech	55 38								
177	A	Boston College	80 69	36	A	North Carolina St.	62 70								
14	A	Tennessee	69 71	95	A	Chattanooga	79 58								

Non-Div I Games:

Notre Dame

Average RPI Win: 254		WON-LOST	WINNING	LAST 10	STRENGTH OF	OPP. STRENGTH	TEAM	ADJ.	CONF.	ADJ CONF.
Average RPI Loss: 100		RECORD	PCT. RANK	GAMES	SCHEDULE	OF SCHEDULE	RPI	RPI	RPI	RPI
DIV. I ONLY		11- 10	158	5- 5	147	228	160	160	20	20
DIV. I NON-CONF.		4- 5	198	0- 0	250	120	191	191	20	20
TOTALS		RPI 1-25	RPI 26-50	W-L RECORDS	RPI 51-100	RPI 101-150	RPI 150+			
11- 10	0- 0		1- 3	OVERALL	0- 2	0- 4	10- 1			
7- 4	0- 0		1- 0	HOME	0- 0	0- 3	6- 1			
4- 6	0- 0		0- 3	AWAY	0- 2	0- 1	4- 0			
0- 0	0- 0		0- 0	NEUTRAL	0- 0	0- 0	0- 0			
4- 5	0- 0		0- 2	NON-CONFERENCE	0- 2	0- 1	4- 0			
2- 1	0- 0		0- 0	HOME	0- 0	0- 1	2- 0			
2- 4	0- 0		0- 2	AWAY	0- 2	0- 0	2- 0			
0- 0	0- 0		0- 0	NEUTRAL	0- 0	0- 0	0- 0			
7- 5	0- 0		1- 1	CONFERENCE	0- 0	0- 3	6- 1			
5- 3	0- 0		1- 0	HOME	0- 0	0- 2	4- 1			
2- 2	0- 0		0- 1	AWAY	0- 0	0- 1	2- 0			
0- 0	0- 0		0- 0	NEUTRAL	0- 0	0- 0	0- 0			

RPI 1-25				RPI 26-50				RPI 51-100				RPI 101+				Team's RPI: 160	
RPI	S	Opponent	Score	RPI	S	Opponent	Score	RPI	S	Opponent	Score	RPI	S	Opponent	Score		
				28	A	Michigan	63 101	53	A	Indiana	59 84	130	H	Ball St.	59 66		
				34	A	Green Bay	47 89	82	A	Central Mich.	67 70	142	A	Wright St.	66 84		
				34	H	Green Bay	74 71					142	H	Wright St.	61 73		
				46	A	Michigan St.	74 81					146	H	Detroit	71 80		
												171	A	Milwaukee	75 73		
												171	H	Milwaukee	77 63		
												195	H	Cleveland St.	62 74		
												260	H	Vermont	79 55		
												266	A	Northern Ky.	61 47		
												283	H	North Dakota St.	95 66		
												315	H	Youngstown St.	80 54		
												319	H	Valparaiso	104 63		
												324	A	Fort Wayne	82 61		
												326	H	Ill.-Chicago	81 58		
												329	A	Chicago St.	80 60		
LAST 12 Division I GAMES:																	
				171	H	Milwaukee	77 63	142	H	Wright St.	61 73						
				34	H	Green Bay	74 71	34	A	Green Bay	47 89						
				142	A	Wright St.	66 84	171	A	Milwaukee	75 73						
				266	A	Northern Ky.	61 47	146	H	Detroit	71 80						
				315	H	Youngstown St.	80 54	319	H	Valparaiso	104 63						
				195	H	Cleveland St.	62 74	326	H	Ill.-Chicago	81 58						

Non-Div I Games:	Concordia (MI)	99	32	Marygrove	126	31
------------------	----------------	----	----	-----------	-----	----

Oakland

Loss, Non-Conf, S Site, H Home A Away N Neutral

Average RPI Win:	182	WON-LOST	WINNING	LAST 10	STRENGTH OF	OPP. STRENGTH	TEAM	ADJ.	CONF.	ADJ CONF.
Average RPI Loss:	114	RECORD	PCT. RANK	GAMES	SCHEDULE	OF SCHEDULE	RPI	RPI	RPI	RPI
DIV. I ONLY	17- 5	27	7- 3	142	119	45	45	10	10	
DIV. I NON-CONF.	9- 2	37	0- 1	214	164	63	63	11	11	
TOTALS	RPI 1-25	RPI 26-50	W-L RECORDS	RPI 51-100	RPI 101-150	RPI 150+				
17- 5	0- 0	0- 1	OVERALL	5- 2	1- 1	11- 1				
10- 1	0- 0	0- 0	HOME	2- 0	1- 1	7- 0				
7- 4	0- 0	0- 1	AWAY	3- 2	0- 0	4- 1				
0- 0	0- 0	0- 0	NEUTRAL	0- 0	0- 0	0- 0				
9- 2	0- 0	0- 1	NON-CONFERENCE	2- 0	1- 0	6- 1				
6- 0	0- 0	0- 0	HOME	0- 0	1- 0	5- 0				
3- 2	0- 0	0- 1	AWAY	2- 0	0- 0	1- 1				
0- 0	0- 0	0- 0	NEUTRAL	0- 0	0- 0	0- 0				
8- 3	0- 0	0- 0	CONFERENCE	3- 2	0- 1	5- 0				
4- 1	0- 0	0- 0	HOME	2- 0	0- 1	2- 0				
4- 2	0- 0	0- 0	AWAY	1- 2	0- 0	3- 0				
0- 0	0- 0	0- 0	NEUTRAL	0- 0	0- 0	0- 0				

RPI 1-25				RPI 26-50		Team's RPI: 45		RPI 51-100				RPI 101+			
RPI	S	Opponent	Score	RPI	S	Opponent	Score	RPI	S	Opponent	Score	RPI	S	Opponent	Score
				28	A	Michigan	46 69	69	H	Buffalo	83 55	106	H	Kent St.	65 68
								76	A	IUPUI	71 65	108	H	Duquesne	64 46
								77	A	Northern Ill.	80 88	164	H	Western Mich.	80 67
								82	A	Central Mich.	59 64	193	H	Illinois	80 68
								87	A	Toledo	64 55	205	H	Binghamton	63 55
								87	H	Toledo	61 55	209	A	Akron	85 69
								93	A	Middle Tenn.	73 52	218	A	Miami (OH)	79 62
												244	H	Murray St.	79 70
												256	A	Bowling Green	69 58
												259	H	UT Martin	72 55
												264	H	Eastern Mich.	68 51
												266	H	Northern Ky.	58 41
												277	A	N.C. A&T	57 63
												292	A	High Point	76 48
LAST 12 Division I GAMES:															
				87	H	Toledo	61 55	106	H	Kent St.	65 68				
				82	A	Central Mich.	59 64	209	A	Akron	85 69				
				218	A	Miami (OH)	79 62	77	A	Northern Ill.	80 88				
				164	H	Western Mich.	80 67	69	H	Buffalo	83 55				
				264	H	Eastern Mich.	68 51	256	A	Bowling Green	69 58				
				87	A	Toledo	64 55	277	A	N.C. A&T	57 63				

Non-Div I Games:

Ohio

Average RPI Win: 149		WON-LOST	WINNING	LAST 10	STRENGTH OF	OPP. STRENGTH	TEAM	ADJ.	CONF.	ADJ CONF.
Average RPI Loss: 15		RECORD	PCT. RANK	GAMES	SCHEDULE	OF SCHEDULE	RPI	RPI	RPI	RPI
DIV. I ONLY		21- 5	20	9- 1	61	43	31	31	6	6
DIV. I NON-CONF.		10- 4	80	0- 0	42	52	66	66	6	6
TOTALS		RPI 1-25	RPI 26-50	W-L RECORDS		RPI 51-100	RPI 101-150	RPI 150+		
21- 5	0- 4	3- 1		OVERALL		6- 0	1- 0	11- 0		
14- 2	0- 2	1- 0		HOME		2- 0	1- 0	10- 0		
5- 2	0- 1	1- 1		AWAY		3- 0	0- 0	1- 0		
2- 1	0- 1	1- 0		NEUTRAL		1- 0	0- 0	0- 0		
10- 4	0- 4	1- 0		NON-CONFERENCE		1- 0	1- 0	7- 0		
8- 2	0- 2	0- 0		HOME		0- 0	1- 0	7- 0		
0- 1	0- 1	0- 0		AWAY		0- 0	0- 0	0- 0		
2- 1	0- 1	1- 0		NEUTRAL		1- 0	0- 0	0- 0		
11- 1	0- 0	2- 1		CONFERENCE		5- 0	0- 0	4- 0		
6- 0	0- 0	1- 0		HOME		2- 0	0- 0	3- 0		
5- 1	0- 0	1- 1		AWAY		3- 0	0- 0	1- 0		
0- 0	0- 0	0- 0		NEUTRAL		0- 0	0- 0	0- 0		

RPI 1-25				RPI 26-50				Team's RPI: 31	RPI 51-100				RPI 101+			
RPI	S	Opponent	Score	RPI	S	Opponent	Score		RPI	S	Opponent	Score	RPI	S	Opponent	Score
1	A	UConn	63 82	28	H	Michigan	96 87		53	A	Indiana	92 82	108	H	Duquesne	89 69
3	H	South Carolina	80 92	33	N	Syracuse	77 72		54	A	Minnesota	88 76	157	H	Cincinnati	80 38
5	N	Baylor	68 85	46	A	Michigan St.	75 94		54	H	Minnesota	87 62	179	H	Nebraska	95 75
21	H	Miami (FL)	89 94	50	A	Northwestern	94 87		83	H	Penn St.	87 72	193	H	Illinois	88 64
									91	N	FGCU	79 66	195	H	Cleveland St.	96 78
									95	A	Purdue	61 56	204	A	Wisconsin	96 68
													204	H	Wisconsin	70 61
													212	H	Alabama St.	118 61
													235	H	Southern U.	108 73
													238	H	Canisius	89 56
													323	H	Winthrop	88 48
													333	H	LIU Brooklyn	113 54
LAST 12 Division I GAMES:																
204	A	Wisconsin	96 68	95	A	Purdue	61 56									
83	H	Penn St.	87 72	46	A	Michigan St.	75 94									
179	H	Nebraska	95 75	28	H	Michigan	96 87									
54	A	Minnesota	88 76	50	A	Northwestern	94 87									
193	H	Illinois	88 64	53	A	Indiana	92 82									
204	H	Wisconsin	70 61	54	H	Minnesota	87 62									

Non-Div I Games:

Ohio St.

Average RPI Win: 111		WON-LOST	WINNING	LAST 10	STRENGTH OF	OPP. STRENGTH	TEAM	ADJ.	CONF.	ADJ CONF.
Average RPI Loss: 45		RECORD	PCT. RANK	GAMES	SCHEDULE	OF SCHEDULE	RPI	RPI	RPI	RPI
DIV. I ONLY		18- 6	39	7- 3	27	20	18	18	4	4
DIV. I NON-CONF.		9- 3	63	0- 0	30	124	40	40	3	3
TOTALS		RPI 1-25	RPI 26-50		W-L RECORDS		RPI 51-100	RPI 101-150	RPI 150+	
18- 6	1- 3	2- 1		OVERALL		7- 1	2- 1	6- 0		
12- 1	1- 0	2- 0		HOME		4- 0	2- 1	3- 0		
4- 4	0- 3	0- 0		AWAY		3- 1	0- 0	1- 0		
2- 1	0- 0	0- 1		NEUTRAL		0- 0	0- 0	2- 0		
9- 3	0- 1	2- 1		NON-CONFERENCE		2- 0	1- 1	4- 0		
6- 1	0- 0	2- 0		HOME		1- 0	1- 1	2- 0		
1- 1	0- 1	0- 0		AWAY		1- 0	0- 0	0- 0		
2- 1	0- 0	0- 1		NEUTRAL		0- 0	0- 0	2- 0		
9- 3	1- 2	0- 0		CONFERENCE		5- 1	1- 0	2- 0		
6- 0	1- 0	0- 0		HOME		3- 0	1- 0	1- 0		
3- 3	0- 2	0- 0		AWAY		2- 1	0- 0	1- 0		
0- 0	0- 0	0- 0		NEUTRAL		0- 0	0- 0	0- 0		

RPI	S	Opponent	Score	RPI	S	Opponent	Score	RPI	S	Opponent	Score	RPI	S	Opponent	Score
5	A	Baylor	58 92	38	H	South Dakota St.	74 60	56	A	Oklahoma St.	66 60	124	H	TCU	87 72
9	A	Texas	68 86	40	N	California	74 82	56	H	Oklahoma St.	68 62	129	H	Tulsa	85 68
16	A	Kentucky	68 82	49	H	Little Rock	68 58	61	H	Texas Tech	66 45	138	H	Oral Roberts	67 74
19	H	Kansas St.	85 80					63	A	West Virginia	73 83	153	A	Kansas	84 54
								66	H	Colorado St.	70 55	153	H	Kansas	89 52
								71	A	Iowa St.	67 57	173	N	Xavier	81 69
								71	H	Iowa St.	78 63	185	H	Southern Ill.	80 48
								99	A	BYU	68 61	250	H	UTRGV	92 59
												253	N	Portland St.	74 60
LAST 12 Division I GAMES:															
56	A	Oklahoma St.	66 60	61	H	Texas Tech	66 45								
153	H	Kansas	89 52	71	A	Iowa St.	67 57								
5	A	Baylor	58 92	63	A	West Virginia	73 83								
71	H	Iowa St.	78 63	19	H	Kansas St.	85 80								
56	H	Oklahoma St.	68 62	124	H	TCU	87 72								
9	A	Texas	68 86	153	A	Kansas	84 54								

Non-Div I Games:

Oklahoma

■ Loss, 
■ Non-Conf, S Site, 
■ Home 
■ Away 
N Neutral

Average RPI Win:	155	WON-LOST	WINNING	LAST 10	STRENGTH OF	OPP. STRENGTH	TEAM	ADJ.	CONF.	ADJ CONF.
Average RPI Loss:	18	RECORD	PCT. RANK	GAMES	SCHEDULE	OF SCHEDULE	RPI	RPI	RPI	RPI
DIV. I ONLY	13- 9	125	2- 8	30	16	56	56	4	4	
DIV. I NON-CONF.	10- 1	16	0- 1	85	143	22	22	3	3	
TOTALS	RPI 1-25	RPI 26-50	W-L RECORDS	RPI 51-100	RPI 101-150	RPI 150+				
13- 9	0- 8	0- 0	OVERALL	5- 1	1- 0	7- 0				
9- 4	0- 4	0- 0	HOME	3- 0	0- 0	6- 0				
2- 4	0- 3	0- 0	AWAY	1- 1	1- 0	0- 0				
2- 1	0- 1	0- 0	NEUTRAL	1- 0	0- 0	1- 0				
10- 1	0- 1	0- 0	NON-CONFERENCE	4- 0	0- 0	6- 0				
7- 0	0- 0	0- 0	HOME	2- 0	0- 0	5- 0				
1- 0	0- 0	0- 0	AWAY	1- 0	0- 0	0- 0				
2- 1	0- 1	0- 0	NEUTRAL	1- 0	0- 0	1- 0				
3- 8	0- 7	0- 0	CONFERENCE	1- 1	1- 0	1- 0				
2- 4	0- 4	0- 0	HOME	1- 0	0- 0	1- 0				
1- 4	0- 3	0- 0	AWAY	0- 1	1- 0	0- 0				
0- 0	0- 0	0- 0	NEUTRAL	0- 0	0- 0	0- 0				

RPI 1-25				RPI 26-50				RPI 51-100 Team's RPI: 56				RPI 101+			
RPI	S	Opponent	Score	RPI	S	Opponent	Score	RPI	S	Opponent	Score	RPI	S	Opponent	Score
5	H	Baylor	50 86					55	A	Washington St.	79 72	124	A	TCU	82 67
6	N	Oregon St.	54 73					57	H	UNI	81 57	153	H	Kansas	74 70
9	A	Texas	35 66					61	A	Texas Tech	65 70	158	N	Santa Clara	67 53
9	H	Texas	71 85					71	H	Iowa St.	71 59	176	H	Rice	65 51
18	A	Oklahoma	62 68					98	H	Georgia	71 51	211	H	Loyola Marymount	66 58
18	H	Oklahoma	60 66					100	N	Long Beach St.	63 57	236	H	Tennessee St.	86 48
19	A	Kansas St.	69 74									250	H	UTRGV	86 53
19	H	Kansas St.	43 63									325	H	Arkansas St.	76 34
LAST 12 Division I GAMES:															
18	H	Oklahoma	60 66	9	A	Texas	35 66								
9	H	Texas	71 85	5	H	Baylor	50 86								
19	A	Kansas St.	69 74	124	A	TCU	82 67								
153	H	Kansas	74 70	61	A	Texas Tech	65 70								
18	A	Oklahoma	62 68	71	H	Iowa St.	71 59								
19	H	Kansas St.	43 63	6	N	Oregon St.	54 73								

Non-Div I Games:

Oklahoma St.

■ Loss, 
 ■ Non-Conf, 
 S Site, 
 ■ Home 
 ■ Away 
 N Neutral

Average RPI Win:	221	WON-LOST	WINNING	LAST 10	STRENGTH OF	OPP. STRENGTH	TEAM	ADJ.	CONF.	ADJ CONF.
Average RPI Loss:	94	RECORD	PCT. RANK	GAMES	SCHEDULE	OF SCHEDULE	RPI	RPI	RPI	RPI
DIV. I ONLY	12- 10	147	6- 4	105	172	132	132	14	14	
DIV. I NON-CONF.	5- 6	186	0- 1	51	187	159	159	16	16	
TOTALS	RPI 1-25	RPI 26-50	W-L RECORDS	RPI 51-100	RPI 101-150	RPI 150+				
12- 10	0- 2	0- 1	OVERALL	0- 3	1- 2	11- 2				
8- 3	0- 0	0- 0	HOME	0- 2	1- 1	7- 0				
4- 5	0- 2	0- 0	AWAY	0- 0	0- 1	4- 2				
0- 2	0- 0	0- 1	NEUTRAL	0- 1	0- 0	0- 0				
5- 6	0- 2	0- 1	NON-CONFERENCE	0- 1	1- 1	4- 1				
5- 1	0- 0	0- 0	HOME	0- 0	1- 1	4- 0				
0- 3	0- 2	0- 0	AWAY	0- 0	0- 0	0- 1				
0- 2	0- 0	0- 1	NEUTRAL	0- 1	0- 0	0- 0				
7- 4	0- 0	0- 0	CONFERENCE	0- 2	0- 1	7- 1				
3- 2	0- 0	0- 0	HOME	0- 2	0- 0	3- 0				
4- 2	0- 0	0- 0	AWAY	0- 0	0- 1	4- 1				
0- 0	0- 0	0- 0	NEUTRAL	0- 0	0- 0	0- 0				

RPI 1-25				RPI 26-50				RPI 51-100				RPI 101+ Team's RPI: 132			
RPI	S	Opponent	Score	RPI	S	Opponent	Score	RPI	S	Opponent	Score	RPI	S	Opponent	Score
11	A	Duke	64 92	33	N	Syracuse	66 92	62	N	Dayton	69 77	117	A	Southern Miss.	69 84
21	A	Miami (FL)	56 66					81	H	Western Ky.	62 67	122	H	VCU	70 60
								89	H	Charlotte	75 86	134	H	William & Mary	58 69
												156	H	Hampton	61 58
												159	A	Louisiana Tech	69 64
												176	A	Rice	59 47
												176	H	Rice	81 66
												187	A	ETSU	60 70
												201	A	North Texas	55 65
												201	H	North Texas	62 47
												214	H	Dartmouth	82 56
												245	H	Marshall	73 69
												262	H	Norfolk St.	65 54
												271	A	FIU	86 64
												330	A	Fla. Atlantic	93 73
												345	H	N.C. Central	83 52
LAST 12 Division I GAMES:															
330	A	Fla. Atlantic	93 73	117	A	Southern Miss.	69 84								
271	A	FIU	86 64	81	H	Western Ky.	62 67								
201	H	North Texas	62 47	245	H	Marshall	73 69								
176	H	Rice	81 66	201	A	North Texas	55 65								
89	H	Charlotte	75 86	176	A	Rice	59 47								
159	A	Louisiana Tech	69 64	187	A	ETSU	60 70								

Non-Div I Games:

Old Dominion

■ Loss, 
 ■ Non-Conf, 
 ■ S Site, 
 ■ H Home 
 ■ A Away 
 N Neutral

Average RPI Win:	213	WON-LOST	WINNING	LAST 10	STRENGTH OF	OPP. STRENGTH	TEAM	ADJ.	CONF.	ADJ CONF.
Average RPI Loss:	53	RECORD	PCT. RANK	GAMES	SCHEDULE	OF SCHEDULE	RPI	RPI	RPI	RPI
DIV. I ONLY	14- 8	105	4- 6	140	76	104	104	2	2	
DIV. I NON-CONF.	11- 2	24	3- 0	326	253	126	126	2	2	
TOTALS	RPI 1-25	RPI 26-50	W-L RECORDS	RPI 51-100	RPI 101-150	RPI 150+				
14- 8	1- 4	1- 0	OVERALL	1- 2	2- 2	9- 0				
13- 1	1- 0	1- 0	HOME	1- 0	2- 1	8- 0				
0- 7	0- 4	0- 0	AWAY	0- 2	0- 1	0- 0				
1- 0	0- 0	0- 0	NEUTRAL	0- 0	0- 0	1- 0				
11- 2	0- 0	1- 0	NON-CONFERENCE	0- 2	1- 0	9- 0				
10- 0	0- 0	1- 0	HOME	0- 0	1- 0	8- 0				
0- 2	0- 0	0- 0	AWAY	0- 2	0- 0	0- 0				
1- 0	0- 0	0- 0	NEUTRAL	0- 0	0- 0	1- 0				
3- 6	1- 4	0- 0	CONFERENCE	1- 0	1- 2	0- 0				
3- 1	1- 0	0- 0	HOME	1- 0	1- 1	0- 0				
0- 5	0- 4	0- 0	AWAY	0- 0	0- 1	0- 0				
0- 0	0- 0	0- 0	NEUTRAL	0- 0	0- 0	0- 0				

RPI S	Opponent	Score	RPI S	Opponent	Score	RPI S	Opponent	Score	RPI S	Opponent	Score	Team's RPI: 104
3	A South Carolina	46 65	37	H Oregon	83 67	63	A West Virginia	61 66	116	A Alabama	80 90	
4	A Mississippi St.	62 73				80	A UNLV	57 64	116	H Alabama	57 65	
14	H Tennessee	67 62				98	H Georgia	69 62	120	H Arkansas	73 64	
16	A Kentucky	57 89							122	H VCU	77 57	
25	A Auburn	60 83							204	N Wisconsin	69 44	
									246	H Austin Peay	66 38	
									263	H Jacksonville St.	68 50	
									280	H Mississippi Val.	67 30	
									292	H High Point	73 62	
									298	H Lipscomb	76 49	
									332	H La.-Monroe	97 40	
									334	H Southeastern La.	81 31	
									347	H Jackson St.	89 41	
LAST 12 Division I GAMES:												
98	H Georgia	69 62	25	A Auburn	60 83							
16	A Kentucky	57 89	116	A Alabama	80 90							
116	H Alabama	57 65	120	H Arkansas	73 64							
3	A South Carolina	46 65	280	H Mississippi Val.	67 30							
4	A Mississippi St.	62 73	246	H Austin Peay	66 38							
14	H Tennessee	67 62	122	H VCU	77 57							

Non-Div I Games:

Ole Miss

■ Loss, 
 ■ Non-Conf, 
 ■ S Site, 
 ■ H Home 
 ■ A Away 
 N Neutral



Average RPI Win:	221	WON-LOST	WINNING	LAST 10	STRENGTH OF	OPP. STRENGTH	TEAM	ADJ.	CONF.	ADJ CONF.
Average RPI Loss:	106	RECORD	PCT. RANK	GAMES	SCHEDULE	OF SCHEDULE	RPI	RPI	RPI	RPI
DIV. I ONLY	9- 13	222	2- 3	116	141	165	165	11	11	
DIV. I NON-CONF.	5- 6	186	1- 1	189	166	165	165	10	10	
TOTALS	RPI 1-25	RPI 26-50	W-L RECORDS	RPI 51-100	RPI 101-150	RPI 150+				
9- 13	0- 2	1- 1	OVERALL	1- 5	0- 3	7- 2				
4- 4	0- 1	1- 0	HOME	1- 2	0- 1	2- 0				
4- 9	0- 1	0- 1	AWAY	0- 3	0- 2	4- 2				
1- 0	0- 0	0- 0	NEUTRAL	0- 0	0- 0	1- 0				
5- 6	0- 2	0- 0	NON-CONFERENCE	0- 1	0- 2	5- 1				
2- 1	0- 1	0- 0	HOME	0- 0	0- 0	2- 0				
2- 5	0- 1	0- 0	AWAY	0- 1	0- 2	2- 1				
1- 0	0- 0	0- 0	NEUTRAL	0- 0	0- 0	1- 0				
4- 7	0- 0	1- 1	CONFERENCE	1- 4	0- 1	2- 1				
2- 3	0- 0	1- 0	HOME	1- 2	0- 1	0- 0				
2- 4	0- 0	0- 1	AWAY	0- 2	0- 0	2- 1				
0- 0	0- 0	0- 0	NEUTRAL	0- 0	0- 0	0- 0				

RPI	S	Opponent	Score	RPI	S	Opponent	Score	RPI	S	Opponent	Score	RPI	S	Opponent	Score	Team's RPI: 165
19	H	Kansas St.	57 70	38	A	South Dakota St.	64 76	60	H	South Dakota	52 60	131	A	Abilene Christian	66 73	
22	A	Creighton	45 82	38	H	South Dakota St.	83 82	66	A	Colorado St.	42 69	138	H	Oral Roberts	65 67	
								76	A	IUPUI	47 79	140	A	UCF	41 81	
								76	H	IUPUI	64 44	179	A	Nebraska	58 66	
								90	A	Western Ill.	63 80	200	H	Indiana St.	72 45	
								90	H	Western Ill.	74 78	201	N	North Texas	85 57	
												237	H	Wofford	89 64	
												283	A	North Dakota St.	80 60	
												303	A	Denver	82 73	
												309	A	UMKC	80 57	
												324	A	Fort Wayne	62 65	
												341	A	Florida A&M	70 50	
LAST 12 Division I GAMES:																
201	N	North Texas	85 57	303	A	Denver	82 73									
131	A	Abilene Christian	66 73	283	A	North Dakota St.	80 60									
90	A	Western Ill.	63 80	60	H	South Dakota	52 60									
76	A	IUPUI	47 79	90	H	Western Ill.	74 78									
38	H	South Dakota St.	83 82	38	A	South Dakota St.	64 76									
324	A	Fort Wayne	62 65	76	H	IUPUI	64 44									

Non-Div I Games: Lincoln (MO) 98 49 York (NE) 106 37

Omaha

Loss, Non-Conf, S Site, H Home A Away N Neutral

# Oral Roberts

Through Games Of Feb. 5, 2017

Average RPI Win:	199	WON-LOST	WINNING	LAST 10	STRENGTH OF	OPP. STRENGTH	TEAM	ADJ.	CONF.	ADJ CONF.
Average RPI Loss:	89	RECORD	PCT. RANK	GAMES	SCHEDULE	OF SCHEDULE	RPI	RPI	RPI	RPI
DIV. I ONLY	11- 11	168	4- 6	149	89	138	138	11	11	
DIV. I NON-CONF.	6- 5	148	1- 0	141	7	82	82	10	10	
TOTALS	RPI 1-25	RPI 26-50	W-L RECORDS	RPI 51-100	RPI 101-150	RPI 150+				
11- 11	1- 1	0- 3	OVERALL	1- 5	2- 0	7- 2				
5- 4	0- 0	0- 1	HOME	1- 2	1- 0	3- 1				
6- 7	1- 1	0- 2	AWAY	0- 3	1- 0	4- 1				
0- 0	0- 0	0- 0	NEUTRAL	0- 0	0- 0	0- 0				
6- 5	1- 1	0- 2	NON-CONFERENCE	0- 1	2- 0	3- 1				
3- 0	0- 0	0- 0	HOME	0- 0	1- 0	2- 0				
3- 5	1- 1	0- 2	AWAY	0- 1	1- 0	1- 1				
0- 0	0- 0	0- 0	NEUTRAL	0- 0	0- 0	0- 0				
5- 6	0- 0	0- 1	CONFERENCE	1- 4	0- 0	4- 1				
2- 4	0- 0	0- 1	HOME	1- 2	0- 0	1- 1				
3- 2	0- 0	0- 0	AWAY	0- 2	0- 0	3- 0				
0- 0	0- 0	0- 0	NEUTRAL	0- 0	0- 0	0- 0				

RPI 1-25				RPI 26-50				RPI 51-100				RPI 101+ Team's RPI: 138			
RPI	S	Opponent	Score	RPI	S	Opponent	Score	RPI	S	Opponent	Score	RPI	S	Opponent	Score
18	A	Oklahoma	74 67	38	H	South Dakota St.	57 78	51	A	Iowa	76 96	120	A	Arkansas	70 60
24	A	Arizona St.	52 79	49	A	Little Rock	50 56	60	H	South Dakota	47 69	129	H	Tulsa	76 68
				50	A	Northwestern	55 64	76	A	IUPUI	41 53	152	H	Missouri St.	78 56
								76	H	IUPUI	54 45	153	A	Kansas	56 64
								90	A	Western Ill.	72 76	165	A	Omaha	67 65
								90	H	Western Ill.	62 76	259	H	UT Martin	82 53
												283	A	North Dakota St.	70 50
												303	H	Denver	45 47
												324	A	Fort Wayne	75 59
												324	H	Fort Wayne	82 56
												337	A	Houston Baptist	75 65
LAST 12 Division I GAMES:															
				76	H	IUPUI	54 45	38	H	South Dakota St.	57 78				
				90	H	Western Ill.	62 76	60	H	South Dakota	47 69				
				283	A	North Dakota St.	70 50	90	A	Western Ill.	72 76				
				303	H	Denver	45 47	324	H	Fort Wayne	82 56				
				324	A	Fort Wayne	75 59	165	A	Omaha	67 65				
				76	A	IUPUI	41 53	120	A	Arkansas	70 60				

Non-Div I Games: Mid-Amer. Christian98 63 Okla. Sci. & Arts 67 35

Oral Roberts

Loss, Non-Conf, S Site, H Home A Away N Neutral

## Oregon

Through Games Of Feb. 5, 2017

Average RPI Win:	149	WON-LOST	WINNING	LAST 10	STRENGTH OF	OPP. STRENGTH	TEAM	ADJ.	CONF.	ADJ CONF.
Average RPI Loss:	25	RECORD	PCT. RANK	GAMES	SCHEDULE	OF SCHEDULE	RPI	RPI	RPI	RPI
DIV. I ONLY	15- 9	113	5- 5	23	31	37	37	1	1	
DIV. I NON-CONF.	10- 2	33	0- 0	117	165	43	43	1	1	
TOTALS	RPI 1-25	RPI 26-50	W-L RECORDS	RPI 51-100	RPI 101-150	RPI 150+				
15- 9	0- 7	2- 0	OVERALL	3- 1	5- 1	5- 0				
8- 3	0- 2	1- 0	HOME	2- 1	3- 0	2- 0				
5- 5	0- 4	1- 0	AWAY	1- 0	2- 1	1- 0				
2- 1	0- 1	0- 0	NEUTRAL	0- 0	0- 0	2- 0				
10- 2	0- 1	1- 0	NON-CONFERENCE	0- 0	4- 1	5- 0				
6- 0	0- 0	1- 0	HOME	0- 0	3- 0	2- 0				
2- 1	0- 0	0- 0	AWAY	0- 0	1- 1	1- 0				
2- 1	0- 1	0- 0	NEUTRAL	0- 0	0- 0	2- 0				
5- 7	0- 6	1- 0	CONFERENCE	3- 1	1- 0	0- 0				
2- 3	0- 2	0- 0	HOME	2- 1	0- 0	0- 0				
3- 4	0- 4	1- 0	AWAY	1- 0	1- 0	0- 0				
0- 0	0- 0	0- 0	NEUTRAL	0- 0	0- 0	0- 0				

RPI 1-25				RPI 26-50				Team's RPI: 37				RPI 51-100				RPI 101+			
RPI	S	Opponent	Score	RPI	S	Opponent	Score	RPI	S	Opponent	Score	RPI	S	Opponent	Score	RPI	S	Opponent	Score
4	N	Mississippi St.	63 75	40	A	California	69 66	55	H	Washington St.	59 75	104	A	Ole Miss	67 83				
6	A	Oregon St.	60 67	46	H	Michigan St.	88 55	72	H	Utah	84 66	114	A	Clemson	87 59				
6	H	Oregon St.	40 43					75	A	Southern California	59 53	123	A	Arizona	79 65				
8	H	Washington	77 99					88	H	Colorado	71 66	128	H	Lamar University	84 67				
10	A	Stanford	60 81									141	H	Idaho	73 70				
12	A	UCLA	63 79									150	H	UTSA	77 63				
24	A	Arizona St.	63 68									206	N	San Jose St.	91 62				
												234	A	Hawaii	86 49				
												253	N	Portland St.	90 46				
												275	H	Portland	81 41				
												288	H	CSU Bakersfield	77 62				
LAST 12 Division I GAMES:																			
24	A	Arizona St.	63 68	12	A	UCLA	63 79												
123	A	Arizona	79 65	75	A	Southern California	59 53												
6	A	Oregon St.	60 67	40	A	California	69 66												
6	H	Oregon St.	40 43	10	A	Stanford	60 81												
72	H	Utah	84 66	55	H	Washington St.	59 75												
88	H	Colorado	71 66	8	H	Washington	77 99												

Non-Div I Games:

Oregon

■ Loss, 
 ■ Non-Conf, S Site, 
 ■ Home 
 ■ Away 
 N Neutral

Average RPI Win:	102	WON-LOST	WINNING	LAST 10	STRENGTH OF	OPP. STRENGTH	TEAM	ADJ.	CONF.	ADJ CONF.
Average RPI Loss:	28	RECORD	PCT. RANK	GAMES	SCHEDULE	OF SCHEDULE	RPI	RPI	RPI	RPI
DIV. I ONLY	22- 2	5	9- 1	21	29	6	6	1	1	
DIV. I NON-CONF.	11- 1	13	0- 0	77	153	25	25	1	1	
TOTALS	RPI 1-25	RPI 26-50	W-L RECORDS	RPI 51-100	RPI 101-150	RPI 150+				
22- 2	3- 1	4- 1	OVERALL	8- 0	3- 0	4- 0				
11- 1	1- 0	1- 1	HOME	4- 0	1- 0	4- 0				
6- 1	2- 1	2- 0	AWAY	1- 0	1- 0	0- 0				
5- 0	0- 0	1- 0	NEUTRAL	3- 0	1- 0	0- 0				
11- 1	0- 0	1- 1	NON-CONFERENCE	4- 0	2- 0	4- 0				
6- 1	0- 0	0- 1	HOME	1- 0	1- 0	4- 0				
0- 0	0- 0	0- 0	AWAY	0- 0	0- 0	0- 0				
5- 0	0- 0	1- 0	NEUTRAL	3- 0	1- 0	0- 0				
11- 1	3- 1	3- 0	CONFERENCE	4- 0	1- 0	0- 0				
5- 0	1- 0	1- 0	HOME	3- 0	0- 0	0- 0				
6- 1	2- 1	2- 0	AWAY	1- 0	1- 0	0- 0				
0- 0	0- 0	0- 0	NEUTRAL	0- 0	0- 0	0- 0				

RPI 1-25				RPI 26-50				RPI 51-100				RPI 101+			
RPI	S	Opponent	Score	RPI	S	Opponent	Score	RPI	S	Opponent	Score	RPI	S	Opponent	Score
8	H	Washington	73 70	37	A	Oregon	43 40	55	H	Washington St.	80 58	123	A	Arizona	65 57
10	A	Stanford	72 69	37	H	Oregon	67 60	56	N	Oklahoma St.	73 54	128	H	Lamar University	88 56
12	A	UCLA	56 66	40	A	California	66 56	72	H	Utah	70 44	141	N	Idaho	60 49
24	A	Arizona St.	54 45	43	H	Marquette	73 74	75	A	Southern California	74 60	190	H	Idaho St.	61 38
				48	N	Quinnipiac	75 60	80	N	UNLV	62 59	273	H	Southern Utah	77 38
								88	H	Colorado	81 57	275	H	Portland	62 45
								97	H	UC Davis	93 52	294	H	Ark.-Pine Bluff	73 40
								99	N	BYU	65 56				
LAST 12 Division I GAMES:															
123	A	Arizona	65 57	75	A	Southern California	74 60								
24	A	Arizona St.	54 45	12	A	UCLA	56 66								
37	H	Oregon	67 60	10	A	Stanford	72 69								
37	A	Oregon	43 40	40	A	California	66 56								
88	H	Colorado	81 57	8	H	Washington	73 70								
72	H	Utah	70 44	55	H	Washington St.	80 58								

Non-Div I Games:

Oregon St.

■ Loss, 
 ■ Non-Conf, S Site, 
 ■ Home 
 ■ Away 
 N Neutral

Average RPI Win: <b>217</b>	WON-LOST	WINNING	LAST 10	STRENGTH OF	OPP. STRENGTH	TEAM	ADJ.	CONF.	ADJ CONF.
Average RPI Loss: <b>122</b>	RECORD	PCT. RANK	GAMES	SCHEDULE	OF SCHEDULE	RPI	RPI	RPI	RPI
DIV. I ONLY	7- 14	257	3- 7	90	189	210	210	15	15
DIV. I NON-CONF.	2- 7	284	0- 0	20	184	190	190	13	13
TOTALS	RPI 1-25	RPI 26-50	W-L RECORDS	RPI 51-100	RPI 101-150	RPI 150+			
7- 14	0- 1	0- 1	OVERALL	1- 5	1- 4	5- 3			
4- 8	0- 0	0- 1	HOME	0- 3	1- 2	3- 2			
3- 6	0- 1	0- 0	AWAY	1- 2	0- 2	2- 1			
0- 0	0- 0	0- 0	NEUTRAL	0- 0	0- 0	0- 0			
2- 7	0- 1	0- 1	NON-CONFERENCE	0- 3	0- 1	2- 1			
1- 5	0- 0	0- 1	HOME	0- 2	0- 1	1- 1			
1- 2	0- 1	0- 0	AWAY	0- 1	0- 0	1- 0			
0- 0	0- 0	0- 0	NEUTRAL	0- 0	0- 0	0- 0			
5- 7	0- 0	0- 0	CONFERENCE	1- 2	1- 3	3- 2			
3- 3	0- 0	0- 0	HOME	0- 1	1- 1	2- 1			
2- 4	0- 0	0- 0	AWAY	1- 1	0- 2	1- 1			
0- 0	0- 0	0- 0	NEUTRAL	0- 0	0- 0	0- 0			

RPI 1-25				RPI 26-50				RPI 51-100				RPI 101+ Team's RPI: 210			
RPI	S	Opponent	Score	RPI	S	Opponent	Score	RPI	S	Opponent	Score	RPI	S	Opponent	Score
12	A	UCLA	55 <b>82</b>	43	H	Marquette	75 <b>89</b>	65	H	Montana St.	66 <b>72</b>	109	H	Northern Colo.	56 <b>60</b>
								78	A	Gonzaga	65 63	125	A	St. Mary's (CA)	74 <b>82</b>
								97	H	UC Davis	87 <b>95</b>	125	H	St. Mary's (CA)	54 <b>63</b>
								99	A	BYU	50 <b>68</b>	148	A	San Francisco	64 <b>67</b>
								99	H	BYU	55 <b>68</b>	148	H	San Francisco	63 60
								100	A	Long Beach St.	58 <b>66</b>	167	H	Fresno St.	67 <b>74</b>
												206	A	San Jose St.	99 96
												211	H	Loyola Marymount	52 <b>65</b>
												215	H	San Diego	84 64
												275	A	Portland	84 74
												288	H	CSU Bakersfield	91 61
												308	A	Pepperdine	58 <b>59</b>
												308	H	Pepperdine	80 79
LAST 12 Division I GAMES:															
308	H	Pepperdine	80 79	148	H	San Francisco	63 60								
125	A	St. Mary's (CA)	74 <b>82</b>	308	A	Pepperdine	58 <b>59</b>								
148	A	San Francisco	64 <b>67</b>	99	H	BYU	55 <b>68</b>								
211	H	Loyola Marymount	52 <b>65</b>	215	H	San Diego	84 64								
99	A	BYU	50 <b>68</b>	78	A	Gonzaga	65 63								
125	H	St. Mary's (CA)	54 <b>63</b>	275	A	Portland	84 74								

Non-Div I Games: UC Merced 111 50 William Jessup 103 65

Pacific

Loss, Non-Conf, S Site, H Home A Away N Neutral

Average RPI Win:	208	WON-LOST	WINNING	LAST 10	STRENGTH OF	OPP. STRENGTH	TEAM	ADJ.	CONF.	ADJ CONF.
Average RPI Loss:	98	RECORD	PCT. RANK	GAMES	SCHEDULE	OF SCHEDULE	RPI	RPI	RPI	RPI
DIV. I ONLY	11- 6	103	7- 2	168	123	118	118	9	9	
DIV. I NON-CONF.	6- 6	165	3- 3	255	120	189	189	9	9	
TOTALS	RPI 1-25	RPI 26-50	W-L RECORDS	RPI 51-100	RPI 101-150	RPI 150+				
11- 6	0- 2	1- 0	OVERALL	0- 1	1- 1	9- 2				
4- 5	0- 1	1- 0	HOME	0- 1	1- 1	2- 2				
7- 1	0- 1	0- 0	AWAY	0- 0	0- 0	7- 0				
0- 0	0- 0	0- 0	NEUTRAL	0- 0	0- 0	0- 0				
6- 6	0- 2	0- 0	NON-CONFERENCE	0- 1	0- 1	6- 2				
0- 5	0- 1	0- 0	HOME	0- 1	0- 1	0- 2				
6- 1	0- 1	0- 0	AWAY	0- 0	0- 0	6- 0				
0- 0	0- 0	0- 0	NEUTRAL	0- 0	0- 0	0- 0				
5- 0	0- 0	1- 0	CONFERENCE	0- 0	1- 0	3- 0				
4- 0	0- 0	1- 0	HOME	0- 0	1- 0	2- 0				
1- 0	0- 0	0- 0	AWAY	0- 0	0- 0	1- 0				
0- 0	0- 0	0- 0	NEUTRAL	0- 0	0- 0	0- 0				

RPI 1-25				RPI 26-50				RPI 51-100				RPI 101+ Team's RPI: 118			
RPI	S	Opponent	Score	RPI	S	Opponent	Score	RPI	S	Opponent	Score	RPI	S	Opponent	Score
11	A	Duke	55 68	35	H	Harvard	63 43	68	H	Villanova	48 60	111	H	Saint Joseph's	53 57
23	H	Temple	53 63									149	H	Yale	66 55
												154	H	Brown	86 60
												166	A	UC Riverside	71 55
												169	H	La Salle	56 58
												174	A	Princeton	62 57
												197	A	CSUN	47 36
												205	H	Binghamton	48 61
												214	H	Dartmouth	68 38
												241	A	Richmond	47 44
												300	A	Rhode Island	75 43
												322	A	Lafayette	64 47
												340	A	Wagner	63 39
LAST 12 Division I GAMES:															
214	H	Dartmouth	68 38	174	A	Princeton	62 57								
35	H	Harvard	63 43	166	A	UC Riverside	71 55								
23	H	Temple	53 63	197	A	CSUN	47 36								
68	H	Villanova	48 60	241	A	Richmond	47 44								
154	H	Brown	86 60	169	H	La Salle	56 58								
149	H	Yale	66 55	340	A	Wagner	63 39								

Non-Div I Games: Stevens 89 43

Penn

Average RPI Win:	179	WON-LOST	WINNING	LAST 10	STRENGTH OF	OPP. STRENGTH	TEAM	ADJ.	CONF.	ADJ CONF.
Average RPI Loss:	70	RECORD	PCT. RANK	GAMES	SCHEDULE	OF SCHEDULE	RPI	RPI	RPI	RPI
DIV. I ONLY	15- 8	88	5- 5	132	62	83	83	6	6	
DIV. I NON-CONF.	10- 2	33	1- 0	200	134	67	67	6	6	
TOTALS	RPI 1-25	RPI 26-50	W-L RECORDS	RPI 51-100	RPI 101-150	RPI 150+				
15- 8	1- 1	1- 2	OVERALL	1- 4	2- 0	10- 1				
11- 1	1- 0	0- 0	HOME	1- 1	2- 0	7- 0				
3- 6	0- 1	1- 1	AWAY	0- 3	0- 0	2- 1				
1- 1	0- 0	0- 1	NEUTRAL	0- 0	0- 0	1- 0				
10- 2	1- 0	0- 1	NON-CONFERENCE	0- 1	2- 0	7- 0				
7- 0	1- 0	0- 0	HOME	0- 0	2- 0	4- 0				
2- 1	0- 0	0- 0	AWAY	0- 1	0- 0	2- 0				
1- 1	0- 0	0- 1	NEUTRAL	0- 0	0- 0	1- 0				
5- 6	0- 1	1- 1	CONFERENCE	1- 3	0- 0	3- 1				
4- 1	0- 0	0- 0	HOME	1- 1	0- 0	3- 0				
1- 5	0- 1	1- 1	AWAY	0- 2	0- 0	0- 1				
0- 0	0- 0	0- 0	NEUTRAL	0- 0	0- 0	0- 0				

RPI 1-25				RPI 26-50				RPI 51-100 Team's RPI: 83				RPI 101+			
RPI	S	Opponent	Score	RPI	S	Opponent	Score	RPI	S	Opponent	Score	RPI	S	Opponent	Score
14	H	Tennessee	70 56	31	A	Ohio St.	72 87	51	H	Iowa	71 58	137	H	Pittsburgh	91 62
17	A	Maryland	83 89	47	N	Georgetown	54 68	53	A	Indiana	66 72	147	H	Iona	80 67
				50	A	Northwestern	74 58	53	H	Indiana	70 89	175	H	American	70 65
								73	A	Drexel	60 83	177	A	Boston College	60 56
								95	A	Purdue	51 64	179	H	Nebraska	86 69
												189	A	Rutgers	45 61
												193	H	Illinois	82 66
												204	H	Wisconsin	76 46
												209	H	Akron	84 71
												245	H	Marshall	82 80
												282	N	Georgia St.	69 42
												304	A	Holy Cross	84 48
												312	H	Saint Peter's	106 50
LAST 12 Division I GAMES:															
50	A	Northwestern	74 58	17	A	Maryland	83 89								
31	A	Ohio St.	72 87	95	A	Purdue	51 64								
193	H	Illinois	82 66	51	H	Iowa	71 58								
53	A	Indiana	66 72	189	A	Rutgers	45 61								
179	H	Nebraska	86 69	53	H	Indiana	70 89								
204	H	Wisconsin	76 46	147	H	Iona	80 67								

Non-Div I Games:

Penn St.

# Pepperdine

Through Games Of Feb. 5, 2017

Average RPI Win:	213	WON-LOST	WINNING	LAST 10	STRENGTH OF	OPP. STRENGTH	TEAM	ADJ.	CONF.	ADJ CONF.
Average RPI Loss:	191	RECORD	PCT. RANK	GAMES	SCHEDULE	OF SCHEDULE	RPI	RPI	RPI	RPI
DIV. I ONLY	6- 17	294	3- 7	251	220	308	308	15	15	
DIV. I NON-CONF.	2- 9	293	0- 0	280	325	329	329	13	13	
TOTALS	RPI 1-25	RPI 26-50	W-L RECORDS	RPI 51-100	RPI 101-150	RPI 150+				
6- 17	0- 1	0- 0	OVERALL	1- 4	1- 1	4- 11				
4- 7	0- 1	0- 0	HOME	1- 3	1- 1	2- 2				
2- 10	0- 0	0- 0	AWAY	0- 1	0- 0	2- 9				
0- 0	0- 0	0- 0	NEUTRAL	0- 0	0- 0	0- 0				
2- 9	0- 1	0- 0	NON-CONFERENCE	0- 2	0- 0	2- 6				
1- 4	0- 1	0- 0	HOME	0- 2	0- 0	1- 1				
1- 5	0- 0	0- 0	AWAY	0- 0	0- 0	1- 5				
0- 0	0- 0	0- 0	NEUTRAL	0- 0	0- 0	0- 0				
4- 8	0- 0	0- 0	CONFERENCE	1- 2	1- 1	2- 5				
3- 3	0- 0	0- 0	HOME	1- 1	1- 1	1- 1				
1- 5	0- 0	0- 0	AWAY	0- 1	0- 0	1- 4				
0- 0	0- 0	0- 0	NEUTRAL	0- 0	0- 0	0- 0				

RPI	S	Opponent	Score	RPI	S	Opponent	Score	RPI	S	Opponent	Score	RPI	S	Opponent	Score	Team's RPI: 308
11	H	Duke	65 99					78	A	Gonzaga	61 83	125	H	St. Mary's (CA)	60 81	
								78	H	Gonzaga	79 69	148	H	San Francisco	81 59	
								80	H	UNLV	61 68	158	A	Santa Clara	40 61	
								99	H	BYU	47 73	198	A	New Mexico St.	66 75	
								100	H	Long Beach St.	41 44	210	A	Pacific	79 80	
												210	H	Pacific	59 58	
												211	A	Loyola Marymount	60 72	
												215	A	San Diego	55 42	
												242	A	UC Santa Barbara	57 66	
												268	A	Cal Poly	52 62	
												275	A	Portland	55 75	
												275	H	Portland	61 71	
												288	H	CSU Bakersfield	62 57	
												290	H	Nevada	60 69	
												303	A	Denver	67 75	
												331	A	Utah Valley	65 72	
												339	A	Cal St. Fullerton	69 58	
LAST 12 Division I GAMES:																
210	A	Pacific	79 80	158	A	Santa Clara	40 61									
148	H	San Francisco	81 59	210	H	Pacific	59 58									
78	A	Gonzaga	61 83	215	A	San Diego	55 42									
275	A	Portland	55 75	211	A	Loyola Marymount	60 72									
125	H	St. Mary's (CA)	60 81	275	H	Portland	61 71									
99	H	BYU	47 73	78	H	Gonzaga	79 69									

Non-Div I Games:

Pepperdine

Loss, Non-Conf, S Site, H Home A Away N Neutral



Average RPI Win:	223	WON-LOST	WINNING	LAST 10	STRENGTH OF	OPP. STRENGTH	TEAM	ADJ.	CONF.	ADJ CONF.
Average RPI Loss:	50	RECORD	PCT. RANK	GAMES	SCHEDULE	OF SCHEDULE	RPI	RPI	RPI	RPI
DIV. I ONLY	11- 11	168	3- 7	71	72	137	137	3	3	
DIV. I NON-CONF.	8- 4	97	1- 1	260	264	182	182	4	4	
TOTALS	RPI 1-25	RPI 26-50	W-L RECORDS	RPI 51-100	RPI 101-150	RPI 150+				
11- 11	0- 4	0- 2	OVERALL	3- 4	0- 1	8- 0				
9- 4	0- 2	0- 0	HOME	3- 2	0- 0	6- 0				
0- 7	0- 2	0- 2	AWAY	0- 2	0- 1	0- 0				
2- 0	0- 0	0- 0	NEUTRAL	0- 0	0- 0	2- 0				
8- 4	0- 0	0- 0	NON-CONFERENCE	1- 3	0- 1	7- 0				
6- 2	0- 0	0- 0	HOME	1- 2	0- 0	5- 0				
0- 2	0- 0	0- 0	AWAY	0- 1	0- 1	0- 0				
2- 0	0- 0	0- 0	NEUTRAL	0- 0	0- 0	2- 0				
3- 7	0- 4	0- 2	CONFERENCE	2- 1	0- 0	1- 0				
3- 2	0- 2	0- 0	HOME	2- 0	0- 0	1- 0				
0- 5	0- 2	0- 2	AWAY	0- 1	0- 0	0- 0				
0- 0	0- 0	0- 0	NEUTRAL	0- 0	0- 0	0- 0				

RPI 1-25				RPI 26-50				RPI 51-100				RPI 101+ Team's RPI: 137			
RPI	S	Opponent	Score	RPI	S	Opponent	Score	RPI	S	Opponent	Score	RPI	S	Opponent	Score
2	A	Notre Dame	54 86	33	A	Syracuse	65 93	58	A	Wake Forest	48 57	108	A	Duquesne	54 63
13	A	Louisville	52 73	36	A	North Carolina St.	42 55	70	H	Virginia	62 54	177	H	Boston College	56 43
13	H	Louisville	48 63					83	A	Penn St.	62 91	239	H	Loyola Maryland	74 44
21	H	Miami (FL)	50 82					86	H	North Carolina	68 48	261	N	McNeese	71 65
								89	H	Charlotte	63 70	287	N	UTEP	71 46
								92	H	Cornell	56 44	293	H	Bryant	76 60
								95	H	Purdue	61 67	315	H	Youngstown St.	63 50
												316	H	Loyola Chicago	59 35
												321	H	Mt. St. Mary's	89 54
LAST 12 Division I GAMES:															
58	A	Wake Forest	48 57	2	A	Notre Dame	54 86								
33	A	Syracuse	65 93	13	A	Louisville	52 73								
13	H	Louisville	48 63	177	H	Boston College	56 43								
36	A	North Carolina St.	42 55	21	H	Miami (FL)	50 82								
70	H	Virginia	62 54	108	A	Duquesne	54 63								
86	H	North Carolina	68 48	261	N	McNeese	71 65								

Non-Div I Games: Slippery Rock 94 48

Pittsburgh

■ Loss, 
 ■ Non-Conf, S Site, 
 ■ Home 
 ■ Away 
 N Neutral

Average RPI Win:	290	WON-LOST	WINNING	LAST 10	STRENGTH OF	OPP. STRENGTH	TEAM	ADJ.	CONF.	ADJ CONF.
Average RPI Loss:	125	RECORD	PCT. RANK	GAMES	SCHEDULE	OF SCHEDULE	RPI	RPI	RPI	RPI
DIV. I ONLY	3- 19	332	1- 9	92	129	275	275	15	15	
DIV. I NON-CONF.	1- 9	323	0- 0	26	72	231	231	13	13	
TOTALS	RPI 1-25	RPI 26-50	W-L RECORDS	RPI 51-100	RPI 101-150	RPI 150+				
3- 19	0- 2	0- 1	OVERALL	0- 7	0- 2	3- 7				
2- 7	0- 1	0- 0	HOME	0- 3	0- 1	2- 2				
1- 11	0- 1	0- 1	AWAY	0- 3	0- 1	1- 5				
0- 1	0- 0	0- 0	NEUTRAL	0- 1	0- 0	0- 0				
1- 9	0- 2	0- 1	NON-CONFERENCE	0- 4	0- 0	1- 2				
1- 2	0- 1	0- 0	HOME	0- 1	0- 0	1- 0				
0- 6	0- 1	0- 1	AWAY	0- 2	0- 0	0- 2				
0- 1	0- 0	0- 0	NEUTRAL	0- 1	0- 0	0- 0				
2- 10	0- 0	0- 0	CONFERENCE	0- 3	0- 2	2- 5				
1- 5	0- 0	0- 0	HOME	0- 2	0- 1	1- 2				
1- 5	0- 0	0- 0	AWAY	0- 1	0- 1	1- 3				
0- 0	0- 0	0- 0	NEUTRAL	0- 0	0- 0	0- 0				

RPI 1-25				RPI 26-50				RPI 51-100				RPI 101+ Team's RPI: 275			
RPI	S	Opponent	Score	RPI	S	Opponent	Score	RPI	S	Opponent	Score	RPI	S	Opponent	Score
6	A	Oregon St.	45 62	37	A	Oregon	41 81	65	H	Montana St.	66 70	125	A	St. Mary's (CA)	76 92
8	H	Washington	53 83					75	N	Southern California	54 67	148	H	San Francisco	56 75
								78	A	Gonzaga	55 67	158	A	Santa Clara	56 68
								78	H	Gonzaga	50 85	158	H	Santa Clara	44 56
								85	A	Boise St.	60 74	210	H	Pacific	74 84
								97	A	UC Davis	52 66	211	A	Loyola Marymount	54 69
								99	H	BYU	38 77	215	A	San Diego	40 57
												228	A	Weber St.	37 76
												253	H	Portland St.	79 68
												290	A	Nevada	59 72
												308	A	Pepperdine	71 61
												308	H	Pepperdine	75 55
LAST 12 Division I GAMES:															
99	H	BYU	38 77	211	A	Loyola Marymount	54 69								
158	A	Santa Clara	56 68	125	A	St. Mary's (CA)	76 92								
215	A	San Diego	40 57	78	A	Gonzaga	55 67								
308	H	Pepperdine	75 55	158	H	Santa Clara	44 56								
78	H	Gonzaga	50 85	308	A	Pepperdine	71 61								
148	H	San Francisco	56 75	210	H	Pacific	74 84								

Non-Div I Games: Alas. Anchorage 66 57

Portland

■ Loss, 
 ■ Non-Conf, 
 ■ S Site, 
 ■ H Home 
 ■ A Away 
 N Neutral

Average RPI Win:	291	WON-LOST	WINNING	LAST 10	STRENGTH OF	OPP. STRENGTH	TEAM	ADJ.	CONF.	ADJ CONF.
Average RPI Loss:	134	RECORD	PCT. RANK	GAMES	SCHEDULE	OF SCHEDULE	RPI	RPI	RPI	RPI
DIV. I ONLY	9- 12	211	4- 6	316	155	253	253	18	18	
DIV. I NON-CONF.	5- 6	186	0- 2	330	90	242	242	18	18	
TOTALS	RPI 1-25	RPI 26-50	W-L RECORDS	RPI 51-100	RPI 101-150	RPI 150+				
9- 12	0- 1	0- 1	OVERALL	0- 2	0- 5	9- 3				
4- 3	0- 0	0- 0	HOME	0- 0	0- 2	4- 1				
3- 7	0- 0	0- 0	AWAY	0- 0	0- 0	3- 0				
2- 2	0- 1	0- 1	NEUTRAL	0- 0	0- 0	2- 0				
5- 6	0- 1	0- 1	NON-CONFERENCE	0- 1	0- 1	5- 2				
2- 0	0- 0	0- 0	HOME	0- 0	0- 0	2- 0				
1- 4	0- 0	0- 0	AWAY	0- 1	0- 1	1- 2				
2- 2	0- 1	0- 1	NEUTRAL	0- 0	0- 0	2- 0				
4- 6	0- 0	0- 0	CONFERENCE	0- 1	0- 4	4- 1				
2- 3	0- 0	0- 0	HOME	0- 0	0- 2	2- 1				
2- 3	0- 0	0- 0	AWAY	0- 1	0- 2	2- 0				
0- 0	0- 0	0- 0	NEUTRAL	0- 0	0- 0	0- 0				

RPI 1-25				RPI 26-50				RPI 51-100				RPI 101+				Team's RPI: 253	
RPI	S	Opponent	Score	RPI	S	Opponent	Score	RPI	S	Opponent	Score	RPI	S	Opponent	Score		
18	N	Oklahoma	60 74	37	N	Oregon	46 90	65	A	Montana St.	76 83	109	A	Northern Colo.	62 91		
								85	A	Boise St.	76 94	123	A	Arizona	52 75		
												139	A	North Dakota	61 65		
												141	H	Idaho	66 72		
												143	H	Eastern Wash.	62 68		
												197	A	CSUN	72 99		
												213	A	Seattle U	79 71		
												266	N	Northern Ky.	77 54		
												273	H	Southern Utah	81 74		
												275	A	Portland	68 79		
												278	A	Sacramento St.	88 86		
												278	H	Sacramento St.	68 77		
												296	H	Northern Ariz.	56 55		
												297	N	Kennesaw St.	71 61		
												327	H	UC Irvine	79 73		
												328	A	Montana	64 44		
												339	H	Cal St. Fullerton	81 73		
LAST 12 Division I GAMES:																	
143	H	Eastern Wash.	62 68	296	H	Northern Ariz.	56 55										
141	H	Idaho	66 72	278	A	Sacramento St.	88 86										
278	H	Sacramento St.	68 77	109	A	Northern Colo.	62 91										
65	A	Montana St.	76 83	139	A	North Dakota	61 65										
328	A	Montana	64 44	123	A	Arizona	52 75										
273	H	Southern Utah	81 74	18	N	Oklahoma	60 74										

Non-Div I Games: Pacific Union 93 61

Portland St.

■ Loss, 
■ Non-Conf, S Site, 
■ Home 
■ Away 
N Neutral

Average RPI Win:	285	WON-LOST	WINNING	LAST 10	STRENGTH OF	OPP. STRENGTH	TEAM	ADJ.	CONF.	ADJ CONF.
Average RPI Loss:	176	RECORD	PCT. RANK	GAMES	SCHEDULE	OF SCHEDULE	RPI	RPI	RPI	RPI
DIV. I ONLY	8- 14	240	3- 7	248	333	289	289	30	30	
DIV. I NON-CONF.	5- 7	205	0- 2	111	282	170	170	30	30	
TOTALS	RPI 1-25	RPI 26-50	W-L RECORDS	RPI 51-100	RPI 101-150	RPI 150+				
8- 14	0- 2	0- 0	OVERALL	0- 1	0- 2	8- 9				
7- 2	0- 0	0- 0	HOME	0- 0	0- 0	7- 2				
0- 12	0- 0	0- 0	AWAY	0- 0	0- 0	0- 1				
1- 0	0- 0	0- 0	NEUTRAL	0- 0	0- 0	1- 0				
5- 7	0- 2	0- 0	NON-CONFERENCE	0- 1	0- 2	5- 2				
4- 0	0- 0	0- 0	HOME	0- 0	0- 0	4- 0				
0- 7	0- 2	0- 0	AWAY	0- 1	0- 2	0- 2				
1- 0	0- 0	0- 0	NEUTRAL	0- 0	0- 0	1- 0				
3- 7	0- 0	0- 0	CONFERENCE	0- 0	0- 0	3- 7				
3- 2	0- 0	0- 0	HOME	0- 0	0- 0	3- 2				
0- 5	0- 0	0- 0	AWAY	0- 0	0- 0	0- 5				
0- 0	0- 0	0- 0	NEUTRAL	0- 0	0- 0	0- 0				

RPI	S	Opponent	Score	RPI	S	Opponent	Score	RPI	S	Opponent	Score	RPI	S	Opponent	Score	Team's RPI: 289
15	A	DePaul	62 94					61	A	Texas Tech	43 85	101	A	SMU	54 61	
20	A	Texas A&M	62 90									110	A	SFA	64 88	
												176	A	Rice	57 68	
												180	H	Texas St.	64 60	
												207	A	Texas Southern	51 73	
												207	H	Texas Southern	62 70	
												212	H	Alabama St.	61 75	
												235	A	Southern U.	72 86	
												245	N	Marshall	78 68	
												249	H	Grambling	51 49	
												250	A	UTRGV	74 82	
												258	H	Bethune-Cookman	66 64	
												280	A	Mississippi Val.	55 64	
												294	A	Ark.-Pine Bluff	47 64	
												302	A	Alcorn	55 62	
												307	H	Nicholls St.	69 67	
												343	H	Sam Houston St.	75 65	
												347	H	Jackson St.	73 63	
												349	H	Alabama A&M	71 47	
LAST 12 Division I GAMES:																
207	A	Texas Southern	51 73	347	H	Jackson St.	73 63									
212	H	Alabama St.	61 75	207	H	Texas Southern	62 70									
349	H	Alabama A&M	71 47	302	A	Alcorn	55 62									
294	A	Ark.-Pine Bluff	47 64	235	A	Southern U.	72 86									
280	A	Mississippi Val.	55 64	20	A	Texas A&M	62 90									
249	H	Grambling	51 49	110	A	SFA	64 88									

Non-Div I Games:

Prairie View

Average RPI Win:	278	WON-LOST	WINNING	LAST 10	STRENGTH OF	OPP. STRENGTH	TEAM	ADJ.	CONF.	ADJ CONF.
Average RPI Loss:	170	RECORD	PCT. RANK	GAMES	SCHEDULE	OF SCHEDULE	RPI	RPI	RPI	RPI
DIV. I ONLY	7- 14	257	5- 5	194	318	243	243	28	28	
DIV. I NON-CONF.	2- 9	293	0- 2	90	273	227	227	28	28	
TOTALS	RPI 1-25	RPI 26-50	W-L RECORDS	RPI 51-100	RPI 101-150	RPI 150+				
7- 14	0- 0	0- 1	OVERALL	0- 5	1- 1	6- 7				
3- 5	0- 0	0- 0	HOME	0- 2	1- 0	2- 3				
4- 8	0- 0	0- 1	AWAY	0- 3	0- 1	4- 3				
0- 1	0- 0	0- 0	NEUTRAL	0- 0	0- 0	0- 1				
2- 9	0- 0	0- 1	NON-CONFERENCE	0- 5	0- 1	2- 2				
0- 3	0- 0	0- 0	HOME	0- 2	0- 0	0- 1				
2- 5	0- 0	0- 1	AWAY	0- 3	0- 1	2- 0				
0- 1	0- 0	0- 0	NEUTRAL	0- 0	0- 0	0- 1				
5- 5	0- 0	0- 0	CONFERENCE	0- 0	1- 0	4- 5				
3- 2	0- 0	0- 0	HOME	0- 0	1- 0	2- 2				
2- 3	0- 0	0- 0	AWAY	0- 0	0- 0	2- 3				
0- 0	0- 0	0- 0	NEUTRAL	0- 0	0- 0	0- 0				

RPI S	Opponent	Score	RPI S	Opponent	Score	RPI S	Opponent	Score	RPI S	Opponent	Score	Team's RPI: 243
44	A Virginia Tech	36 67	53	A Indiana	37 71	127	H Radford	58 54	133	A East Carolina	46 54	
			78	A Gonzaga	39 79	207	N Texas Southern	62 74	223	H Campbell	39 49	
			79	H Belmont	58 83	225	H UNC Asheville	60 67	252	A UNCG	69 62	
			89	A Charlotte	63 71	267	A Liberty	60 68	276	A Charleston So.	34 52	
			95	H Chattanooga	48 56	276	H Charleston So.	50 48	291	A Gardner-Webb	56 55	
						292	A High Point	60 87	317	H USC Upstate	48 55	
						323	A Winthrop	78 39	335	H Longwood	65 55	
						345	A N.C. Central	72 63				
LAST 12 Division I GAMES:												
276	A Charleston So.	34 52	223	H Campbell	39 49							
127	H Radford	58 54	267	A Liberty	60 68							
292	A High Point	60 87	291	A Gardner-Webb	56 55							
225	H UNC Asheville	60 67	335	H Longwood	65 55							
323	A Winthrop	78 39	95	H Chattanooga	48 56							
276	H Charleston So.	50 48	79	H Belmont	58 83							

Non-Div I Games:

Presbyterian

Average RPI Win:	218	WON-LOST	WINNING	LAST 10	STRENGTH OF	OPP. STRENGTH	TEAM	ADJ.	CONF.	ADJ CONF.
Average RPI Loss:	89	RECORD	PCT. RANK	GAMES	SCHEDULE	OF SCHEDULE	RPI	RPI	RPI	RPI
DIV. I ONLY	9- 9	168	5- 5	146	100	174	174	9	9	
DIV. I NON-CONF.	6- 7	182	4- 3	226	65	194	194	9	9	
TOTALS	RPI 1-25	RPI 26-50	W-L RECORDS	RPI 51-100	RPI 101-150	RPI 150+				
9- 9	0- 1	1- 1	OVERALL	0- 2	1- 4	7- 1				
7- 4	0- 0	1- 0	HOME	0- 1	1- 2	5- 1				
2- 5	0- 1	0- 1	AWAY	0- 1	0- 2	2- 0				
0- 0	0- 0	0- 0	NEUTRAL	0- 0	0- 0	0- 0				
6- 7	0- 1	0- 1	NON-CONFERENCE	0- 2	0- 3	6- 0				
4- 2	0- 0	0- 0	HOME	0- 1	0- 1	4- 0				
2- 5	0- 1	0- 1	AWAY	0- 1	0- 2	2- 0				
0- 0	0- 0	0- 0	NEUTRAL	0- 0	0- 0	0- 0				
3- 2	0- 0	1- 0	CONFERENCE	0- 0	1- 1	1- 1				
3- 2	0- 0	1- 0	HOME	0- 0	1- 1	1- 1				
0- 0	0- 0	0- 0	AWAY	0- 0	0- 0	0- 0				
0- 0	0- 0	0- 0	NEUTRAL	0- 0	0- 0	0- 0				

RPI S	Opponent	Score	RPI S	Opponent	Score	RPI S	Opponent	Score	RPI S	Opponent	Score	Team's RPI: 174
19	A Kansas St.	42 60	35	H Harvard	63 58	52	A George Washington	45 56	112	A Delaware	62 66	
			42	A Georgia Tech	51 67	62	H Dayton	56 62	115	A Fordham	55 57	
									118	H Penn	57 62	
									126	H Rider	62 70	
									149	H Yale	74 62	
									154	H Brown	88 98	
									184	H Seton Hall	94 67	
									189	H Rutgers	64 34	
									214	H Dartmouth	85 55	
									230	A UMBC	69 58	
									298	A Lipscomb	71 43	
									322	H Lafayette	65 27	
									340	H Wagner	107 44	
LAST 12 Division I GAMES:												
35	H Harvard	63 58	42	A Georgia Tech	51 67							
214	H Dartmouth	85 55	340	H Wagner	107 44							
149	H Yale	74 62	19	A Kansas St.	42 60							
154	H Brown	88 98	115	A Fordham	55 57							
118	H Penn	57 62	322	H Lafayette	65 27							
298	A Lipscomb	71 43	184	H Seton Hall	94 67							

Non-Div I Games:

Princeton

Providence

Through Games Of Feb. 5, 2017

Average RPI Win:	210	WON-LOST	WINNING	LAST 10	STRENGTH OF	OPP. STRENGTH	TEAM	ADJ.	CONF.	ADJ CONF.
Average RPI Loss:	87	RECORD	PCT. RANK	GAMES	SCHEDULE	OF SCHEDULE	RPI	RPI	RPI	RPI
DIV. I ONLY	10- 14	220	1- 9	127	79	170	170	7	7	
DIV. I NON-CONF.	8- 3	67	0- 0	285	252	105	105	7	7	
TOTALS	RPI 1-25	RPI 26-50	W-L RECORDS	RPI 51-100	RPI 101-150	RPI 150+				
10- 14	0- 3	1- 3	OVERALL	0- 3	0- 1	9- 4				
5- 5	0- 2	1- 1	HOME	0- 1	0- 0	4- 1				
3- 9	0- 1	0- 2	AWAY	0- 2	0- 1	3- 3				
2- 0	0- 0	0- 0	NEUTRAL	0- 0	0- 0	2- 0				
8- 3	0- 0	0- 0	NON-CONFERENCE	0- 0	0- 1	8- 2				
3- 0	0- 0	0- 0	HOME	0- 0	0- 0	3- 0				
3- 3	0- 0	0- 0	AWAY	0- 0	0- 1	3- 2				
2- 0	0- 0	0- 0	NEUTRAL	0- 0	0- 0	2- 0				
2- 11	0- 3	1- 3	CONFERENCE	0- 3	0- 0	1- 2				
2- 5	0- 2	1- 1	HOME	0- 1	0- 0	1- 1				
0- 6	0- 1	0- 2	AWAY	0- 2	0- 0	0- 1				
0- 0	0- 0	0- 0	NEUTRAL	0- 0	0- 0	0- 0				

RPI S Opponent	Score	RPI S Opponent	Score	RPI S Opponent	Score	RPI S Opponent	Score	Team's RPI: 170
15 A DePaul	56 61	43 A Marquette	74 79	67 A St. John's (NY)	50 60	144 A Columbia	64 66	
15 H DePaul	55 64	43 H Marquette	66 64	68 A Villanova	43 61	151 A Hartford	77 65	
22 H Creighton	51 58	47 A Georgetown	70 72	68 H Villanova	59 64	154 A Brown	70 77	
		47 H Georgetown	39 71			173 H Xavier	51 54	
						177 A Boston College	53 57	
						184 A Seton Hall	43 55	
						205 H Binghamton	71 58	
						218 N Miami (OH)	75 59	
						220 A UNCW	65 49	
						224 A Monmouth	62 58	
						229 H Colgate	92 85	
						233 H Butler	68 51	
						283 H North Dakota St.	86 63	
						293 N Bryant	62 51	
LAST 12 Division I GAMES:								
68 A Villanova	43 61	22 H Creighton	51 58					
47 A Georgetown	70 72	47 H Georgetown	39 71					
15 H DePaul	55 64	68 H Villanova	59 64					
43 H Marquette	66 64	43 A Marquette	74 79					
67 A St. John's (NY)	50 60	15 A DePaul	56 61					
184 A Seton Hall	43 55	233 H Butler	68 51					

Non-Div I Games:

Providence

Loss, Non-Conf, S Site, H Home A Away N Neutral

Average RPI Win:	175	WON-LOST	WINNING	LAST 10	STRENGTH OF	OPP. STRENGTH	TEAM	ADJ.	CONF.	ADJ CONF.
Average RPI Loss:	70	RECORD	PCT. RANK	GAMES	SCHEDULE	OF SCHEDULE	RPI	RPI	RPI	RPI
DIV. I ONLY	15- 9	113	6- 4	97	78	95	95	6	6	
DIV. I NON-CONF.	9- 5	112	1- 1	197	123	143	143	6	6	
<hr/>										
TOTALS	RPI 1-25	RPI 26-50	W-L RECORDS	RPI 51-100	RPI 101-150	RPI 150+				
15- 9	0- 2	2- 2	OVERALL	2- 3	2- 1	9- 1				
8- 4	0- 1	1- 1	HOME	2- 1	0- 0	5- 1				
5- 3	0- 0	1- 1	AWAY	0- 1	2- 1	2- 0				
2- 2	0- 1	0- 0	NEUTRAL	0- 1	0- 0	2- 0				
9- 5	0- 1	0- 0	NON-CONFERENCE	1- 2	2- 1	6- 1				
5- 2	0- 0	0- 0	HOME	1- 1	0- 0	4- 1				
2- 1	0- 0	0- 0	AWAY	0- 0	2- 1	0- 0				
2- 2	0- 1	0- 0	NEUTRAL	0- 1	0- 0	2- 0				
6- 4	0- 1	2- 2	CONFERENCE	1- 1	0- 0	3- 0				
3- 2	0- 1	1- 1	HOME	1- 0	0- 0	1- 0				
3- 2	0- 0	1- 1	AWAY	0- 1	0- 0	2- 0				
0- 0	0- 0	0- 0	NEUTRAL	0- 0	0- 0	0- 0				

RPI 1-25				RPI 26-50				RPI 51-100 Team's RPI: 95				RPI 101+			
RPI	S	Opponent	Score	RPI	S	Opponent	Score	RPI	S	Opponent	Score	RPI	S	Opponent	Score
10	N	Stanford	69 78	31	H	Ohio St.	56 61	53	A	Indiana	60 74	130	A	Ball St.	58 42
17	H	Maryland	70 85	46	A	Michigan St.	76 66	68	N	Villanova	44 58	136	A	Maine	47 67
				46	H	Michigan St.	66 54	76	H	IUPUI	62 67	137	A	Pittsburgh	67 61
				50	A	Northwestern	60 76	82	H	Central Mich.	62 51	179	H	Nebraska	88 45
								83	H	Penn St.	64 51	182	N	Northeastern	79 54
												185	H	Southern Ill.	61 64
												192	N	Wichita St.	86 49
												193	A	Illinois	72 64
												204	A	Wisconsin	79 57
												229	H	Colgate	71 51
												264	H	Eastern Mich.	77 50
												317	H	USC Upstate	71 41
												345	H	N.C. Central	61 27
<hr/>															
LAST 12 Division I GAMES:															
193	A	Illinois	72 64	204	A	Wisconsin	79 57								
17	H	Maryland	70 85	83	H	Penn St.	64 51								
179	H	Nebraska	88 45	46	H	Michigan St.	66 54								
46	A	Michigan St.	76 66	50	A	Northwestern	60 76								
53	A	Indiana	60 74	76	H	IUPUI	62 67								
31	H	Ohio St.	56 61	264	H	Eastern Mich.	77 50								

Non-Div I Games:

Purdue

■ Loss, 
 ■ Non-Conf, S Site, 
 ■ Home 
 ■ Away 
 N Neutral



Quinnipiac

Through Games Of Feb. 5, 2017

Average RPI Win:	195	WON-LOST	WINNING	LAST 10	STRENGTH OF	OPP. STRENGTH	TEAM	ADJ.	CONF.	ADJ CONF.
Average RPI Loss:	105	RECORD	PCT. RANK	GAMES	SCHEDULE	OF SCHEDULE	RPI	RPI	RPI	RPI
DIV. I ONLY	18- 6	39	7- 3	115	177	48	48	17	17	
DIV. I NON-CONF.	7- 3	83	0- 0	9	118	15	15	17	17	
TOTALS	RPI 1-25	RPI 26-50	W-L RECORDS	RPI 51-100	RPI 101-150	RPI 150+				
18- 6	0- 2	0- 1	OVERALL	3- 0	2- 1	13- 2				
9- 1	0- 0	0- 1	HOME	1- 0	1- 0	7- 0				
7- 4	0- 0	0- 0	AWAY	1- 0	1- 0	5- 1				
2- 1	0- 1	0- 0	NEUTRAL	1- 0	0- 0	1- 0				
7- 3	0- 2	0- 1	NON-CONFERENCE	3- 0	0- 0	4- 0				
2- 1	0- 0	0- 1	HOME	1- 0	0- 0	1- 0				
3- 1	0- 1	0- 0	AWAY	1- 0	0- 0	2- 0				
2- 1	0- 1	0- 0	NEUTRAL	1- 0	0- 0	1- 0				
11- 3	0- 0	0- 0	CONFERENCE	0- 0	2- 1	9- 2				
7- 0	0- 0	0- 0	HOME	0- 0	1- 0	6- 0				
4- 3	0- 0	0- 0	AWAY	0- 0	1- 1	3- 2				
0- 0	0- 0	0- 0	NEUTRAL	0- 0	0- 0	0- 0				

RPI 1-25				RPI 26-50				Team's RPI: 48		RPI 51-100				RPI 101+			
RPI	S	Opponent	Score	RPI	S	Opponent	Score	RPI	S	Opponent	Score	RPI	S	Opponent	Score		
6	N	Oregon St.	60 75	46	H	Michigan St.	54 71	62	A	Dayton	63 60	126	A	Rider	91 79		
23	A	Temple	68 71					91	H	FGCU	66 56	126	H	Rider	79 53		
								100	N	Long Beach St.	63 60	147	A	Iona	44 58		
												151	A	Hartford	82 59		
												182	H	Northeastern	76 59		
												183	A	Fairfield	52 65		
												183	H	Fairfield	60 55		
												198	N	New Mexico St.	49 46		
												199	H	Siena	73 47		
												216	A	Niagara	71 64		
												216	H	Niagara	61 45		
												224	A	Monmouth	58 61		
												224	H	Monmouth	74 54		
												238	A	Canisius	64 53		
												265	H	Manhattan	81 38		
												304	A	Holy Cross	78 55		
												312	A	Saint Peter's	84 51		
												312	H	Saint Peter's	82 47		
LAST 12 Division I GAMES:																	
224	H	Monmouth	74 54	183	H	Fairfield	60 55										
183	A	Fairfield	52 65	265	H	Manhattan	81 38										
147	A	Iona	44 58	238	A	Canisius	64 53										
216	H	Niagara	61 45	216	A	Niagara	71 64										
126	H	Rider	79 53	312	H	Saint Peter's	82 47										
224	A	Monmouth	58 61	126	A	Rider	91 79										

Non-Div I Games:

Quinnipiac

Loss, Non-Conf, S Site, H Home A Away N Neutral

Average RPI Win:	<b>259</b>	WON-LOST	WINNING	LAST 10	STRENGTH OF	OPP. STRENGTH	TEAM	ADJ.	CONF.	ADJ CONF.
Average RPI Loss:	<b>147</b>	RECORD	PCT. RANK	GAMES	SCHEDULE	OF SCHEDULE	RPI	RPI	RPI	RPI
DIV. I ONLY	<b>14- 5</b>	<b>52</b>	<b>8- 2</b>	<b>330</b>	<b>198</b>	<b>127</b>	<b>127</b>	<b>28</b>	<b>28</b>	
DIV. I NON-CONF.	<b>6- 3</b>	<b>97</b>	<b>0- 1</b>	<b>246</b>	<b>42</b>	<b>85</b>	<b>85</b>	<b>28</b>	<b>28</b>	
TOTALS	RPI 1-25	RPI 26-50	W-L RECORDS	RPI 51-100	RPI 101-150	RPI 150+				
14- 5	0- 1	0- 1	OVERALL	1- 0	0- 0	13- 3				
7- 0	0- 0	0- 0	HOME	0- 0	0- 0	7- 0				
7- 5	0- 0	0- 1	AWAY	1- 0	0- 0	6- 0				
0- 0	0- 0	0- 0	NEUTRAL	0- 0	0- 0	0- 0				
6- 3	0- 1	0- 1	NON-CONFERENCE	1- 0	0- 0	5- 1				
2- 0	0- 0	0- 0	HOME	0- 0	0- 0	2- 0				
4- 3	0- 1	0- 1	AWAY	1- 0	0- 0	3- 1				
0- 0	0- 0	0- 0	NEUTRAL	0- 0	0- 0	0- 0				
8- 2	0- 0	0- 0	CONFERENCE	0- 0	0- 0	8- 2				
5- 0	0- 0	0- 0	HOME	0- 0	0- 0	5- 0				
3- 2	0- 0	0- 0	AWAY	0- 0	0- 0	3- 2				
0- 0	0- 0	0- 0	NEUTRAL	0- 0	0- 0	0- 0				

RPI 1-25				RPI 26-50				RPI 51-100				RPI 101+ Team's RPI: 127			
RPI	S	Opponent	Score	RPI	S	Opponent	Score	RPI	S	Opponent	Score	RPI	S	Opponent	Score
16	A	Kentucky	36 <b>59</b>	44	A	Virginia Tech	52 <b>71</b>	58	A	Wake Forest	68 60	155	A	George Mason	56 <b>70</b>
												186	A	Appalachian St.	57 54
												223	A	Campbell	61 42
												225	A	UNC Asheville	64 62
												243	A	Presbyterian	54 <b>58</b>
												252	A	UNCG	70 54
												267	H	Liberty	76 68
												276	A	Charleston So.	45 <b>57</b>
												279	H	Tennessee Tech	79 46
												281	A	Davidson	44 40
												286	H	Western Caro.	67 39
												291	H	Gardner-Webb	67 57
												292	H	High Point	59 56
												323	A	Winthrop	60 50
												323	H	Winthrop	74 49
												335	H	Longwood	73 55
LAST 12 Division I GAMES:															
323	H	Winthrop	74 49	335	H	Longwood	73 55								
243	A	Presbyterian	54 <b>58</b>	223	A	Campbell	61 42								
225	A	UNC Asheville	64 62	323	A	Winthrop	60 50								
267	H	Liberty	76 68	291	H	Gardner-Webb	67 57								
276	A	Charleston So.	45 <b>57</b>	44	A	Virginia Tech	52 <b>71</b>								
292	H	High Point	59 56	16	A	Kentucky	36 <b>59</b>								

Non-Div I Games: Concord 78 51 Davis & Elkins 67 57

Radford

Loss, Non-Conf, S Site, H Home A Away N Neutral

## Rhode Island

Through Games Of Feb. 5, 2017

Average RPI Win:	245	WON-LOST	WINNING	LAST 10	STRENGTH OF	OPP. STRENGTH	TEAM	ADJ.	CONF.	ADJ CONF.
Average RPI Loss:	156	RECORD	PCT. RANK	GAMES	SCHEDULE	OF SCHEDULE	RPI	RPI	RPI	RPI
DIV. I ONLY	4- 19	322	0- 10	169	211	300	300	12	12	
DIV. I NON-CONF.	4- 8	230	0- 1	201	211	240	240	12	12	
TOTALS	RPI 1-25	RPI 26-50	W-L RECORDS	RPI 51-100	RPI 101-150	RPI 150+				
4- 19	0- 0	0- 2	OVERALL	0- 2	0- 5	4- 10				
2- 8	0- 0	0- 1	HOME	0- 0	0- 4	2- 3				
2- 10	0- 0	0- 1	AWAY	0- 2	0- 1	2- 6				
0- 1	0- 0	0- 0	NEUTRAL	0- 0	0- 0	0- 1				
4- 8	0- 0	0- 2	NON-CONFERENCE	0- 1	0- 1	4- 4				
2- 3	0- 0	0- 1	HOME	0- 0	0- 1	2- 1				
2- 4	0- 0	0- 1	AWAY	0- 1	0- 0	2- 2				
0- 1	0- 0	0- 0	NEUTRAL	0- 0	0- 0	0- 1				
0- 11	0- 0	0- 0	CONFERENCE	0- 1	0- 4	0- 6				
0- 5	0- 0	0- 0	HOME	0- 0	0- 3	0- 2				
0- 6	0- 0	0- 0	AWAY	0- 1	0- 1	0- 4				
0- 0	0- 0	0- 0	NEUTRAL	0- 0	0- 0	0- 0				

RPI 1-25				RPI 26-50				RPI 51-100				RPI 101+				Team's RPI: 300
RPI	S	Opponent	Score	RPI	S	Opponent	Score	RPI	S	Opponent	Score	RPI	S	Opponent	Score	
				33	A	Syracuse	49 95	62	A	Dayton	51 81	111	H	Saint Joseph's	49 75	
				46	H	Michigan St.	48 85	87	A	Toledo	50 65	115	H	Fordham	69 74	
												118	H	Penn	43 75	
												119	H	Saint Louis	50 68	
												122	A	VCU	57 68	
												153	A	Kansas	36 72	
												154	A	Brown	65 76	
												169	A	La Salle	51 70	
												169	H	La Salle	49 58	
												183	A	Fairfield	72 65	
												214	H	Dartmouth	52 62	
												217	A	St. Bonaventure	69 78	
												227	H	Samford	78 63	
												231	H	Marist	82 61	
												241	A	Richmond	51 67	
												241	H	Richmond	53 58	
												293	N	Bryant	56 62	
												295	A	Massachusetts	67 68	
												338	A	UMass Lowell	64 57	
LAST 12 Division I GAMES:																
				241	A	Richmond	51 67					241	H	Richmond	53 58	
				169	H	La Salle	49 58					169	A	La Salle	51 70	
				62	A	Dayton	51 81					295	A	Massachusetts	67 68	
				111	H	Saint Joseph's	49 75					115	H	Fordham	69 74	
				119	H	Saint Louis	50 68					217	A	St. Bonaventure	69 78	
				122	A	VCU	57 68					214	H	Dartmouth	52 62	

Non-Div I Games:

Rhode Island

■ Loss, 
■ Non-Conf, 
■ S Site, 
■ H Home 
■ A Away 
N Neutral

Average RPI Win: <b>253</b>	WON-LOST	WINNING	LAST 10	STRENGTH OF	OPP. STRENGTH	TEAM	ADJ.	CONF.	ADJ CONF.
Average RPI Loss: <b>122</b>	RECORD	PCT. RANK	GAMES	SCHEDULE	OF SCHEDULE	RPI	RPI	RPI	RPI
DIV. I ONLY	11- 9	143	3- 7	235	204	176	176	14	14
DIV. I NON-CONF.	8- 2	49	1- 0	332	315	133	133	16	16
TOTALS	RPI 1-25	RPI 26-50	W-L RECORDS	RPI 51-100	RPI 101-150	RPI 150+			
11- 9	0- 0	0- 1	OVERALL	1- 3	1- 2	9- 3			
5- 4	0- 0	0- 0	HOME	0- 1	1- 1	4- 2			
6- 5	0- 0	0- 1	AWAY	1- 2	0- 1	5- 1			
0- 0	0- 0	0- 0	NEUTRAL	0- 0	0- 0	0- 0			
8- 2	0- 0	0- 1	NON-CONFERENCE	0- 1	0- 0	8- 0			
4- 0	0- 0	0- 0	HOME	0- 0	0- 0	4- 0			
4- 2	0- 0	0- 1	AWAY	0- 1	0- 0	4- 0			
0- 0	0- 0	0- 0	NEUTRAL	0- 0	0- 0	0- 0			
3- 7	0- 0	0- 0	CONFERENCE	1- 2	1- 2	1- 3			
1- 4	0- 0	0- 0	HOME	0- 1	1- 1	0- 2			
2- 3	0- 0	0- 0	AWAY	1- 1	0- 1	1- 1			
0- 0	0- 0	0- 0	NEUTRAL	0- 0	0- 0	0- 0			

RPI	S	Opponent	Score	RPI	S	Opponent	Score	RPI	S	Opponent	Score	RPI	S	Opponent	Score	Team's RPI: 176
29	A	LSU	55 66	56	A	Oklahoma St.	51 65	117	H	Southern Miss.	76 68	132	A	Old Dominion	66 81	
				89	A	Charlotte	55 52	132	A	Old Dominion	47 59	159	H	Louisiana Tech	67 70	
				89	H	Charlotte	51 69	201	A	North Texas	51 49	201	H	North Texas	69 77	
				93	A	Middle Tenn.	61 71	203	A	UAB	61 62	207	A	Texas Southern	52 49	
								222	H	Grand Canyon	64 50	289	H	Prairie View	68 57	
								305	H	A&M-Corpus Christi	70 36	332	A	La.-Monroe	93 50	
								336	A	Incarinate Word	60 43	337	A	Houston Baptist	79 53	
								343	H	Sam Houston St.	77 51					
LAST 12 Division I GAMES:																
201	H	North Texas	69 77	203	A	UAB	61 62									
89	A	Charlotte	55 52	93	A	Middle Tenn.	61 71									
132	A	Old Dominion	66 81	89	H	Charlotte	51 69									
117	H	Southern Miss.	76 68	132	H	Old Dominion	47 59									
159	H	Louisiana Tech	67 70	332	A	La.-Monroe	93 50									
201	A	North Texas	51 49	305	H	A&M-Corpus Christi	70 36									

Non-Div I Games: Huston-Tillotson 96 62

Rice

Average RPI Win:	267	WON-LOST	WINNING	LAST 10	STRENGTH OF	OPP. STRENGTH	TEAM	ADJ.	CONF.	ADJ CONF.
Average RPI Loss:	134	RECORD	PCT. RANK	GAMES	SCHEDULE	OF SCHEDULE	RPI	RPI	RPI	RPI
DIV. I ONLY	11- 13	199	4- 6	284	184	241	241	12	12	
DIV. I NON-CONF.	6- 7	182	1- 0	272	303	248	248	12	12	
TOTALS	RPI 1-25	RPI 26-50	W-L RECORDS	RPI 51-100	RPI 101-150	RPI 150+				
11- 13	0- 0	0- 0	OVERALL	0- 1	1- 8	10- 4				
5- 7	0- 0	0- 0	HOME	0- 1	1- 4	4- 2				
4- 5	0- 0	0- 0	AWAY	0- 0	0- 4	4- 1				
2- 1	0- 0	0- 0	NEUTRAL	0- 0	0- 0	2- 1				
6- 7	0- 0	0- 0	NON-CONFERENCE	0- 1	0- 4	6- 2				
2- 4	0- 0	0- 0	HOME	0- 1	0- 3	2- 0				
2- 2	0- 0	0- 0	AWAY	0- 0	0- 1	2- 1				
2- 1	0- 0	0- 0	NEUTRAL	0- 0	0- 0	2- 1				
5- 6	0- 0	0- 0	CONFERENCE	0- 0	1- 4	4- 2				
3- 3	0- 0	0- 0	HOME	0- 0	1- 1	2- 2				
2- 3	0- 0	0- 0	AWAY	0- 0	0- 3	2- 0				
0- 0	0- 0	0- 0	NEUTRAL	0- 0	0- 0	0- 0				

RPI 1-25			RPI 26-50			RPI 51-100			RPI 101+			Team's RPI: 241
RPI	S	Opponent	Score	RPI	S	Opponent	Score	RPI	S	Opponent	Score	
						70 H Virginia	56 63	108 A Duquesne			61 73	
								111 H Saint Joseph's			70 52	
								115 A Fordham			41 67	
								118 H Penn			44 47	
								122 A VCU			55 62	
								122 H VCU			55 57	
								133 H East Carolina			60 71	
								134 A William & Mary			39 67	
								144 H Columbia			58 65	
								155 H George Mason			50 54	
								156 A Hampton			45 72	
								169 H La Salle			58 63	
								186 H Appalachian St.			55 46	
								195 N Cleveland St.			65 69	
								217 H St. Bonaventure			61 54	
								255 A Furman			54 48	
								267 N Liberty			63 54	
								281 A Davidson			61 52	
								300 A Rhode Island			58 53	
								300 H Rhode Island			67 51	
								330 A Fla. Atlantic			77 67	
								341 N Florida A&M			64 51	
								348 H Morgan St.			54 37	
LAST 12 Division I GAMES:												
300 H Rhode Island			67 51	300 A Rhode Island			58 53					
122 H VCU			55 57	115 A Fordham			41 67					
281 A Davidson			61 52	217 H St. Bonaventure			61 54					
108 A Duquesne			61 73	122 A VCU			55 62					
155 H George Mason			50 54	111 H Saint Joseph's			70 52					
169 H La Salle			58 63	348 H Morgan St.			54 37					

Non-Div I Games:

Richmond

■ Loss, 
 ■ Non-Conf, 
 S Site, 
 ■ Home 
 ■ Away 
 N Neutral

Average RPI Win:	239	WON-LOST	WINNING	LAST 10	STRENGTH OF	OPP. STRENGTH	TEAM	ADJ.	CONF.	ADJ CONF.
Average RPI Loss:	137	RECORD	PCT. RANK	GAMES	SCHEDULE	OF SCHEDULE	RPI	RPI	RPI	RPI
DIV. I ONLY	17- 6	45	8- 2	301	194	126	126	17	17	
DIV. I NON-CONF.	6- 3	97	0- 0	311	255	157	157	17	17	
TOTALS	RPI 1-25	RPI 26-50	W-L RECORDS	RPI 51-100	RPI 101-150	RPI 150+				
17- 6	0- 0	0- 2	OVERALL	0- 0	1- 1	16- 3				
7- 2	0- 0	0- 1	HOME	0- 0	1- 0	6- 1				
10- 3	0- 0	0- 1	AWAY	0- 0	0- 1	10- 1				
0- 1	0- 0	0- 0	NEUTRAL	0- 0	0- 0	0- 1				
6- 3	0- 0	0- 0	NON-CONFERENCE	0- 0	0- 1	6- 2				
3- 0	0- 0	0- 0	HOME	0- 0	0- 0	3- 0				
3- 2	0- 0	0- 0	AWAY	0- 0	0- 1	3- 1				
0- 1	0- 0	0- 0	NEUTRAL	0- 0	0- 0	0- 1				
11- 3	0- 0	0- 2	CONFERENCE	0- 0	1- 0	10- 1				
4- 2	0- 0	0- 1	HOME	0- 0	1- 0	3- 1				
7- 1	0- 0	0- 1	AWAY	0- 0	0- 0	7- 0				
0- 0	0- 0	0- 0	NEUTRAL	0- 0	0- 0	0- 0				

RPI S	Opponent	Score	RPI S	Opponent	Score	RPI S	Opponent	Score	RPI S	Opponent	Score	Team's RPI: 126
48	A Quinnipiac	53 79	48	H Quinnipiac	79 91				140	A UCF	30 49	
									147	H Iona	85 65	
									162	A Towson	79 75	
									169	H La Salle	74 61	
									174	A Princeton	70 62	
									183	H Fairfield	67 68	
									184	A Seton Hall	81 89	
									199	A Siena	62 61	
									199	H Siena	72 70	
									216	A Niagara	78 58	
									217	N St. Bonaventure	47 60	
									224	A Monmouth	71 69	
									231	A Marist	69 56	
									238	A Canisius	71 70	
									265	A Manhattan	53 36	
									265	H Manhattan	73 64	
									310	A Lehigh	75 68	
									312	A Saint Peter's	56 43	
									312	H Saint Peter's	47 46	
									320	H St. Francis Brooklyn	77 60	
									322	H Lafayette	76 58	
LAST 12 Division I GAMES:												
199	H Siena	72 70	183	H Fairfield	67 68							
224	A Monmouth	71 69	231	A Marist	69 56							
312	H Saint Peter's	47 46	199	A Siena	62 61							
265	H Manhattan	73 64	265	A Manhattan	53 36							
48	A Quinnipiac	53 79	147	H Iona	85 65							
312	A Saint Peter's	56 43	48	H Quinnipiac	79 91							

Non-Div I Games:

Rider

■ Loss, 
 ■ Non-Conf, 
 ■ S Site, 
 ■ H Home 
 ■ A Away 
 N Neutral

Average RPI Win:	293	WON-LOST	WINNING	LAST 10	STRENGTH OF	OPP. STRENGTH	TEAM	ADJ.	CONF.	ADJ CONF.
Average RPI Loss:	181	RECORD	PCT. RANK	GAMES	SCHEDULE	OF SCHEDULE	RPI	RPI	RPI	RPI
DIV. I ONLY	12- 9	132	8- 2	334	321	221	221	31	31	
DIV. I NON-CONF.	4- 6	209	1- 0	301	197	228	228	32	32	
TOTALS	RPI 1-25	RPI 26-50	W-L RECORDS	RPI 51-100	RPI 101-150	RPI 150+				
12- 9	0- 0	0- 0	OVERALL	0- 1	1- 3	11- 5				
4- 3	0- 0	0- 0	HOME	0- 0	0- 0	4- 3				
8- 5	0- 0	0- 0	AWAY	0- 1	1- 2	7- 2				
0- 1	0- 0	0- 0	NEUTRAL	0- 0	0- 1	0- 0				
4- 6	0- 0	0- 0	NON-CONFERENCE	0- 1	1- 3	3- 2				
1- 1	0- 0	0- 0	HOME	0- 0	0- 0	1- 1				
3- 4	0- 0	0- 0	AWAY	0- 1	1- 2	2- 1				
0- 1	0- 0	0- 0	NEUTRAL	0- 0	0- 1	0- 0				
8- 3	0- 0	0- 0	CONFERENCE	0- 0	0- 0	8- 3				
3- 2	0- 0	0- 0	HOME	0- 0	0- 0	3- 2				
5- 1	0- 0	0- 0	AWAY	0- 0	0- 0	5- 1				
0- 0	0- 0	0- 0	NEUTRAL	0- 0	0- 0	0- 0				

RPI 1-25			RPI 26-50			RPI 51-100			RPI 101+			Team's RPI: 221
RPI	S	Opponent	Score	RPI	S	Opponent	Score	RPI	S	Opponent	Score	
						51	A Iowa	60	81	106	A Kent St.	68 65
										107	A Vanderbilt	59 75
										112	A Delaware	65 67
										135	N Stetson	60 68
										194	A Sacred Heart	59 69
										219	A Saint Francis (PA)	70 68
										219	H Saint Francis (PA)	55 70
										224	H Monmouth	56 69
										251	H Howard	59 42
										271	A FIU	57 59
										293	H Bryant	62 46
										311	H Central Conn. St.	55 46
										320	A St. Francis Brooklyn	61 54
										320	H St. Francis Brooklyn	49 56
										321	A Mt. St. Mary's	50 44
										322	A Lafayette	62 51
										333	H LIU Brooklyn	83 42
										340	A Wagner	82 63
										346	A Fairleigh Dickinson	66 64
										348	A Morgan St.	58 44
LAST 12 Division I GAMES:												
320	A	St. Francis Brooklyn	61 54	340	A	Wagner	82 63					
219	A	Saint Francis (PA)	70 68	333	H	LIU Brooklyn	83 42					
321	A	Mt. St. Mary's	50 44	320	H	St. Francis Brooklyn	49 56					
311	H	Central Conn. St.	55 46	346	A	Fairleigh Dickinson	66 64					
293	H	Bryant	62 46	194	A	Sacred Heart	59 69					
219	H	Saint Francis (PA)	55 70	348	A	Morgan St.	58 44					

Non-Div I Games: Point Park 69 52

Robert Morris

■ Loss, 
 ■ Non-Conf, 
 ■ S Site, 
 ■ H Home 
 ■ A Away 
 N Neutral

Average RPI Win:	145	WON-LOST	WINNING	LAST 10	STRENGTH OF	OPP. STRENGTH	TEAM	ADJ.	CONF.	ADJ CONF.
Average RPI Loss:	76	RECORD	PCT. RANK	GAMES	SCHEDULE	OF SCHEDULE	RPI	RPI	RPI	RPI
DIV. I ONLY	6- 17	294	3- 7	34	50	189	189	6	6	
DIV. I NON-CONF.	3- 10	280	1- 1	18	45	188	188	6	6	
TOTALS	RPI 1-25	RPI 26-50	W-L RECORDS	RPI 51-100	RPI 101-150	RPI 150+				
6- 17	0- 3	1- 4	OVERALL	2- 6	0- 0	3- 4				
6- 6	0- 2	1- 2	HOME	2- 2	0- 0	3- 0				
0- 11	0- 1	0- 2	AWAY	0- 4	0- 0	0- 4				
0- 0	0- 0	0- 0	NEUTRAL	0- 0	0- 0	0- 0				
3- 10	0- 2	0- 2	NON-CONFERENCE	1- 4	0- 0	2- 2				
3- 4	0- 2	0- 1	HOME	1- 1	0- 0	2- 0				
0- 6	0- 0	0- 1	AWAY	0- 3	0- 0	0- 2				
0- 0	0- 0	0- 0	NEUTRAL	0- 0	0- 0	0- 0				
3- 7	0- 1	1- 2	CONFERENCE	1- 2	0- 0	1- 2				
3- 2	0- 0	1- 1	HOME	1- 1	0- 0	1- 0				
0- 5	0- 1	0- 1	AWAY	0- 1	0- 0	0- 2				
0- 0	0- 0	0- 0	NEUTRAL	0- 0	0- 0	0- 0				

RPI	S	Opponent	Score	RPI	S	Opponent	Score	RPI	S	Opponent	Score	RPI	S	Opponent	Score	Team's RPI: 189
11	H	Duke	32 68	26	A	Elon	54 66	51	A	Iowa	57 71	163	A	Houston	51 53	
17	A	Maryland	71 80	28	A	Michigan	50 63	51	H	Iowa	59 71	174	A	Princeton	34 64	
23	H	Temple	37 48	41	H	James Madison	76 82	58	A	Wake Forest	43 55	179	A	Nebraska	58 62	
				46	H	Michigan St.	62 58	59	H	Bucknell	57 53	184	H	Seton Hall	53 45	
				50	H	Northwestern	37 55	67	A	St. John's (NY)	39 65	193	A	Illinois	41 78	
								70	A	Virginia	54 62	204	H	Wisconsin	68 52	
								83	H	Penn St.	61 45	293	H	Bryant	50 42	
								95	H	Chattanooga	53 66					
LAST 12 Division I GAMES:																
51	A	Iowa	57 71	193	A	Illinois	41 78									
50	H	Northwestern	37 55	204	H	Wisconsin	68 52									
17	A	Maryland	71 80	83	H	Penn St.	61 45									
51	H	Iowa	59 71	28	A	Michigan	50 63									
46	H	Michigan St.	62 58	23	H	Temple	37 48									
179	A	Nebraska	58 62	184	H	Seton Hall	53 45									

Non-Div I Games:

Rutgers

■ Loss, 
 ■ Non-Conf, 
 ■ S Site, 
 ■ H Home 
 ■ A Away 
 N Neutral



Average RPI Win:	249	WON-LOST	WINNING	LAST 10	STRENGTH OF	OPP. STRENGTH	TEAM	ADJ.	CONF.	ADJ CONF.
Average RPI Loss:	124	RECORD	PCT. RANK	GAMES	SCHEDULE	OF SCHEDULE	RPI	RPI	RPI	RPI
DIV. I ONLY	14- 4	26	8- 2	304	247	110	110	27	27	
DIV. I NON-CONF.	6- 2	63	1- 0	187	107	57	57	27	27	
TOTALS	RPI 1-25	RPI 26-50	W-L RECORDS	RPI 51-100	RPI 101-150	RPI 150+				
14- 4	0- 1	0- 0	OVERALL	1- 1	1- 1	12- 1				
6- 1	0- 0	0- 0	HOME	0- 0	0- 1	6- 0				
8- 3	0- 1	0- 0	AWAY	1- 1	1- 0	6- 1				
0- 0	0- 0	0- 0	NEUTRAL	0- 0	0- 0	0- 0				
6- 2	0- 1	0- 0	NON-CONFERENCE	1- 1	0- 0	5- 0				
2- 0	0- 0	0- 0	HOME	0- 0	0- 0	2- 0				
4- 2	0- 1	0- 0	AWAY	1- 1	0- 0	3- 0				
0- 0	0- 0	0- 0	NEUTRAL	0- 0	0- 0	0- 0				
8- 2	0- 0	0- 0	CONFERENCE	0- 0	1- 1	7- 1				
4- 1	0- 0	0- 0	HOME	0- 0	0- 1	4- 0				
4- 1	0- 0	0- 0	AWAY	0- 0	1- 0	3- 1				
0- 0	0- 0	0- 0	NEUTRAL	0- 0	0- 0	0- 0				

RPI 1-25				RPI 26-50				RPI 51-100				RPI 101+ Team's RPI: 110			
RPI	S	Opponent	Score	RPI	S	Opponent	Score	RPI	S	Opponent	Score	RPI	S	Opponent	Score
20	A	Texas A&M	48 63					60	A	South Dakota	74 80	113	H	Central Ark.	63 67
								74	A	UT Arlington	65 60	131	A	Abilene Christian	70 61
												155	A	George Mason	77 76
												159	A	Louisiana Tech	60 58
												196	H	New Orleans	88 61
												261	A	McNeese	96 65
												269	A	Coppin St.	72 57
												289	H	Prairie View	88 64
												301	A	Northwestern St.	72 76
												305	H	A&M-Corpus Christi	64 56
												307	H	Nicholls St.	80 55
												328	H	Montana	54 46
												336	A	Incarinate Word	94 75
												337	H	Houston Baptist	86 49
												343	A	Sam Houston St.	83 65
LAST 12 Division I GAMES:															
301	A	Northwestern St.	72 76	131	A	Abilene Christian	70 61								
343	A	Sam Houston St.	83 65	305	H	A&M-Corpus Christi	64 56								
196	H	New Orleans	88 61	261	A	McNeese	96 65								
113	H	Central Ark.	63 67	337	H	Houston Baptist	86 49								
336	A	Incarinate Word	94 75	289	H	Prairie View	88 64								
307	H	Nicholls St.	80 55	328	H	Montana	54 46								

Non-Div I Games: Okla. Panhandle 77 43 Tex. Permian Basin 89 70 LSU-Shreveport 93 56

SFA

Loss, Non-Conf, S Site, H Home A Away N Neutral

Average RPI Win:	273	WON-LOST	WINNING	LAST 10	STRENGTH OF	OPP. STRENGTH	TEAM	ADJ.	CONF.	ADJ CONF.
Average RPI Loss:	142	RECORD	PCT. RANK	GAMES	SCHEDULE	OF SCHEDULE	RPI	RPI	RPI	RPI
DIV. I ONLY	9- 14	231	5- 5	128	310	208	208	26	26	
DIV. I NON-CONF.	3- 9	275	1- 0	41	281	207	207	26	26	
TOTALS	RPI 1-25	RPI 26-50	W-L RECORDS	RPI 51-100	RPI 101-150	RPI 150+				
9- 14	0- 0	0- 2	OVERALL	0- 4	0- 3	9- 5				
6- 2	0- 0	0- 0	HOME	0- 1	0- 0	6- 1				
2- 9	0- 0	0- 2	AWAY	0- 2	0- 2	2- 3				
1- 3	0- 0	0- 0	NEUTRAL	0- 1	0- 1	1- 1				
3- 9	0- 0	0- 2	NON-CONFERENCE	0- 3	0- 3	3- 1				
2- 1	0- 0	0- 0	HOME	0- 1	0- 0	2- 0				
0- 5	0- 0	0- 2	AWAY	0- 1	0- 2	0- 0				
1- 3	0- 0	0- 0	NEUTRAL	0- 1	0- 1	1- 1				
6- 5	0- 0	0- 0	CONFERENCE	0- 1	0- 0	6- 4				
4- 1	0- 0	0- 0	HOME	0- 0	0- 0	4- 1				
2- 4	0- 0	0- 0	AWAY	0- 1	0- 0	2- 3				
0- 0	0- 0	0- 0	NEUTRAL	0- 0	0- 0	0- 0				

RPI S	Opponent	Score	RPI S	Opponent	Score	RPI S	Opponent	Score	RPI S	Opponent	Score	Team's RPI: 208
30	A Missouri	60 72	60	N South Dakota	68 75	107	N Vanderbilt	63 73				
38	A South Dakota St.	49 82	77	A Northern Ill.	78 97	119	A Saint Louis	49 90				
			79	A Belmont	67 94	135	A Stetson	68 78				
			90	H Western Ill.	74 76	185	H Southern Ill.	60 59				
						188	A Morehead St.	66 69				
						236	H Tennessee St.	73 52				
						244	H Murray St.	77 84				
						246	A Austin Peay	62 85				
						258	N Bethune-Cookman	78 83				
						259	A UT Martin	70 68				
						263	H Jacksonville St.	69 62				
						279	H Tennessee Tech	60 49				
						284	H Southeast Mo. St.	70 69				
						299	A Eastern Ill.	75 59				
						313	A Eastern Ky.	63 75				
						318	H Illinois St.	92 80				
						331	N Utah Valley	71 64				
LAST 12 Division I GAMES:												
263	H Jacksonville St.	69 62	244	H Murray St.	77 84							
79	A Belmont	67 94	246	A Austin Peay	62 85							
299	A Eastern Ill.	75 59	188	A Morehead St.	66 69							
236	H Tennessee St.	73 52	313	A Eastern Ky.	63 75							
259	A UT Martin	70 68	279	H Tennessee Tech	60 49							
284	H Southeast Mo. St.	70 69	318	H Illinois St.	92 80							

Non-Div I Games: Mo.-St. Louis 59 49

SIUE

■ Loss, 
 ■ Non-Conf, 
 ■ S Site, 
 ■ H Home 
 ■ A Away 
 N Neutral

SMU				STRENGTH OF SCHEDULE	OPP. STRENGTH OF SCHEDULE	TEAM RPI	ADJ. RPI	CONF. RPI	ADJ CONF. RPI
Average RPI Win:	178	WON-LOST RECORD	WINNING PCT. RANK						
Average RPI Loss:	85		LAST 10 GAMES						
DIV. I ONLY	13- 10	135	4- 6	74	71	101	101	5	5
DIV. I NON-CONF.	9- 4	85	2- 0	132	84	76	76	5	5
-----									
TOTALS	RPI 1-25	RPI 26-50	W-L RECORDS	RPI 51-100	RPI 101-150	RPI 150+			
13- 10	1- 2	0- 2	OVERALL	0- 1	1- 4	11- 1			
9- 3	1- 1	0- 2	HOME	0- 0	1- 0	7- 0			
2- 6	0- 0	0- 0	AWAY	0- 1	0- 4	2- 1			
2- 1	0- 1	0- 0	NEUTRAL	0- 0	0- 0	2- 0			
9- 4	1- 1	0- 0	NON-CONFERENCE	0- 1	0- 2	8- 0			
6- 0	1- 0	0- 0	HOME	0- 0	0- 0	5- 0			
1- 3	0- 0	0- 0	AWAY	0- 1	0- 2	1- 0			
2- 1	0- 1	0- 0	NEUTRAL	0- 0	0- 0	2- 0			
4- 6	0- 1	0- 2	CONFERENCE	0- 0	1- 2	3- 1			
3- 3	0- 1	0- 2	HOME	0- 0	1- 0	2- 0			
1- 3	0- 0	0- 0	AWAY	0- 0	0- 2	1- 1			
0- 0	0- 0	0- 0	NEUTRAL	0- 0	0- 0	0- 0			

RPI 1-25				RPI 26-50				RPI 51-100				RPI 101+ Team's RPI: 101			
RPI	S	Opponent	Score	RPI	S	Opponent	Score	RPI	S	Opponent	Score	RPI	S	Opponent	Score
1	H	UConn	48 88	27	H	South Fla.	51 52	88	A	Colorado	50 67	124	A	TCU	67 76
4	N	Mississippi St.	42 91	39	H	Tulane	59 71					129	A	Tulsa	59 66
20	H	Texas A&M	54 53									133	A	East Carolina	57 58
												140	H	UCF	63 58
												145	A	New Mexico	49 64
												153	A	Kansas	75 63
												157	A	Cincinnati	65 67
												157	H	Cincinnati	64 47
												163	A	Houston	66 45
												168	H	Memphis	53 44
												177	N	Boston College	72 64
												180	H	Texas St.	64 56
												201	H	North Texas	65 51
												207	H	Texas Southern	61 36
												213	H	Seattle U	77 43
												249	N	Grambling	56 36
												289	H	Prairie View	61 54
LAST 12 Division I GAMES:															
140	H	UCF	63 58	1	H	UConn	48 88								
168	H	Memphis	53 44	39	H	Tulane	59 71								
129	A	Tulsa	59 66	133	A	East Carolina	57 58								
27	H	South Fla.	51 52	157	H	Cincinnati	64 47								
163	A	Houston	66 45	213	H	Seattle U	77 43								
157	A	Cincinnati	65 67	207	H	Texas Southern	61 36								

Non-Div I Games:

SMU

■ Loss, 
 ■ Non-Conf, 
 ■ S Site, 
 ■ H Home 
 ■ A Away 
 N Neutral

Average RPI Win:	275	WON-LOST	WINNING	LAST 10	STRENGTH OF	OPP. STRENGTH	TEAM	ADJ.	CONF.	ADJ CONF.
Average RPI Loss:	155	RECORD	PCT. RANK	GAMES	SCHEDULE	OF SCHEDULE	RPI	RPI	RPI	RPI
DIV. I ONLY	7- 13	249	4- 6	240	249	278	278	18	18	
DIV. I NON-CONF.	3- 7	250	1- 1	243	259	298	298	18	18	
TOTALS	RPI 1-25	RPI 26-50	W-L RECORDS	RPI 51-100	RPI 101-150	RPI 150+				
7- 13	0- 0	0- 1	OVERALL	0- 3	0- 5	7- 4				
4- 6	0- 0	0- 0	HOME	0- 2	0- 2	4- 2				
3- 5	0- 0	0- 1	AWAY	0- 1	0- 3	3- 0				
0- 2	0- 0	0- 0	NEUTRAL	0- 0	0- 0	0- 2				
3- 7	0- 0	0- 1	NON-CONFERENCE	0- 2	0- 1	3- 3				
2- 3	0- 0	0- 0	HOME	0- 2	0- 0	2- 1				
1- 2	0- 0	0- 1	AWAY	0- 0	0- 1	1- 0				
0- 2	0- 0	0- 0	NEUTRAL	0- 0	0- 0	0- 2				
4- 6	0- 0	0- 0	CONFERENCE	0- 1	0- 4	4- 1				
2- 3	0- 0	0- 0	HOME	0- 0	0- 2	2- 1				
2- 3	0- 0	0- 0	AWAY	0- 1	0- 2	2- 0				
0- 0	0- 0	0- 0	NEUTRAL	0- 0	0- 0	0- 0				

RPI 1-25			RPI 26-50			RPI 51-100			RPI 101+ Team's RPI: 278		
RPI	S	Opponent	Score	RPI	S	Opponent	Score	RPI	S	Opponent	Score
				40	A	California	73 97	65	A	Montana St.	80 84
								75	H	Southern California	95 111
								97	H	UC Davis	78 110
								109	A	Northern Colo.	88 95
								139	A	North Dakota	71 94
								141	H	Idaho	58 72
								143	H	Eastern Wash.	65 72
								148	A	San Francisco	80 91
								181	H	Hofstra	97 85
								198	N	New Mexico St.	73 99
								253	A	Portland St.	77 68
								253	H	Portland St.	86 88
								268	H	Cal Poly	97 96
								273	H	Southern Utah	81 69
								290	H	Nevada	95 99
								296	H	Northern Ariz.	82 76
								315	N	Youngstown St.	94 102
								327	A	UC Irvine	78 70
								328	A	Montana	73 60
LAST 12 Division I GAMES:											
141	H	Idaho	58 72	273	H	Southern Utah	81 69				
143	H	Eastern Wash.	65 72	253	H	Portland St.	86 88				
253	A	Portland St.	77 68	139	A	North Dakota	71 94				
328	A	Montana	73 60	109	A	Northern Colo.	88 95				
65	A	Montana St.	80 84	97	H	UC Davis	78 110				
296	H	Northern Ariz.	82 76	327	A	UC Irvine	78 70				

Non-Div I Games: Stanislaus St. 102 72

Sacramento St.

## Sacred Heart

Through Games Of Feb. 5, 2017

Average RPI Win:	272	WON-LOST	WINNING	LAST 10	STRENGTH OF	OPP. STRENGTH	TEAM	ADJ.	CONF.	ADJ CONF.
Average RPI Loss:	174	RECORD	PCT. RANK	GAMES	SCHEDULE	OF SCHEDULE	RPI	RPI	RPI	RPI
DIV. I ONLY	12- 10	147	8- 2	236	325	194	194	31	31	
DIV. I NON-CONF.	3- 8	262	0- 1	63	229	186	186	32	32	
TOTALS	RPI 1-25	RPI 26-50	W-L RECORDS	RPI 51-100	RPI 101-150	RPI 150+				
12- 10	0- 0	0- 1	OVERALL	0- 3	0- 0	12- 6				
7- 3	0- 0	0- 1	HOME	0- 0	0- 0	7- 2				
5- 7	0- 0	0- 0	AWAY	0- 3	0- 0	5- 4				
0- 0	0- 0	0- 0	NEUTRAL	0- 0	0- 0	0- 0				
3- 8	0- 0	0- 1	NON-CONFERENCE	0- 3	0- 0	3- 4				
1- 3	0- 0	0- 1	HOME	0- 0	0- 0	1- 2				
2- 5	0- 0	0- 0	AWAY	0- 3	0- 0	2- 2				
0- 0	0- 0	0- 0	NEUTRAL	0- 0	0- 0	0- 0				
9- 2	0- 0	0- 0	CONFERENCE	0- 0	0- 0	9- 2				
6- 0	0- 0	0- 0	HOME	0- 0	0- 0	6- 0				
3- 2	0- 0	0- 0	AWAY	0- 0	0- 0	3- 2				
0- 0	0- 0	0- 0	NEUTRAL	0- 0	0- 0	0- 0				

RPI 1-25				RPI 26-50				RPI 51-100				RPI 101+				Team's RPI: 194	
RPI	S	Opponent	Score	RPI	S	Opponent	Score	RPI	S	Opponent	Score	RPI	S	Opponent	Score		
				35	H	Harvard	60 68	69	A	Buffalo	55 76	151	A	Hartford	64 81		
								71	A	Iowa St.	56 76	154	H	Brown	66 80		
								94	A	New Hampshire	43 71	183	A	Fairfield	56 44		
												199	H	Siena	62 58		
												205	A	Binghamton	77 69		
												219	H	Saint Francis (PA)	73 63		
												221	H	Robert Morris	69 59		
												224	H	Monmouth	54 65		
												293	A	Bryant	65 53		
												293	H	Bryant	66 59		
												310	A	Lehigh	62 68		
												311	A	Central Conn. St.	50 67		
												320	A	St. Francis Brooklyn	81 74		
												321	A	Mt. St. Mary's	59 61		
												321	H	Mt. St. Mary's	49 45		
												333	H	LIU Brooklyn	66 48		
												340	A	Wagner	70 56		
												340	H	Wagner	62 52		
LAST 12 Division I GAMES:																	
				293	H	Bryant	66 59					293	A	Bryant	65 53		
				321	A	Mt. St. Mary's	59 61					340	A	Wagner	70 56		
				333	H	LIU Brooklyn	66 48					311	A	Central Conn. St.	50 67		
				321	H	Mt. St. Mary's	49 45					219	H	Saint Francis (PA)	73 63		
				340	H	Wagner	62 52					221	H	Robert Morris	69 59		
				320	A	St. Francis Brooklyn	81 74					71	A	Iowa St.	56 76		

Non-Div I Games:

Sacred Heart

■ Loss, 
 ■ Non-Conf, 
 ■ S Site, 
 ■ H Home 
 ■ A Away 
 N Neutral

Average RPI Win:	<b>292</b>	WON-LOST	WINNING	LAST 10	STRENGTH OF	OPP. STRENGTH	TEAM	ADJ.	CONF.	ADJ CONF.
Average RPI Loss:	<b>177</b>	RECORD	PCT. RANK	GAMES	SCHEDULE	OF SCHEDULE	RPI	RPI	RPI	RPI
DIV. I ONLY	<b>12- 10</b>	<b>147</b>	<b>8- 2</b>	<b>310</b>	<b>334</b>	<b>219</b>	<b>219</b>	<b>31</b>	<b>31</b>	
DIV. I NON-CONF.	<b>3- 8</b>	<b>262</b>	<b>0- 1</b>	<b>229</b>	<b>280</b>	<b>270</b>	<b>270</b>	<b>32</b>	<b>32</b>	
TOTALS	RPI 1-25	RPI 26-50	W-L RECORDS	RPI 51-100	RPI 101-150	RPI 150+				
12- 10	0- 0	0- 2	OVERALL	0- 1	0- 2	12- 5				
5- 3	0- 0	0- 0	HOME	0- 1	0- 1	5- 1				
7- 5	0- 0	0- 2	AWAY	0- 0	0- 1	7- 2				
0- 2	0- 0	0- 0	NEUTRAL	0- 0	0- 0	0- 2				
3- 8	0- 0	0- 2	NON-CONFERENCE	0- 1	0- 2	3- 3				
1- 2	0- 0	0- 0	HOME	0- 1	0- 1	1- 0				
2- 4	0- 0	0- 2	AWAY	0- 0	0- 1	2- 1				
0- 2	0- 0	0- 0	NEUTRAL	0- 0	0- 0	0- 2				
9- 2	0- 0	0- 0	CONFERENCE	0- 0	0- 0	9- 2				
4- 1	0- 0	0- 0	HOME	0- 0	0- 0	4- 1				
5- 1	0- 0	0- 0	AWAY	0- 0	0- 0	5- 1				
0- 0	0- 0	0- 0	NEUTRAL	0- 0	0- 0	0- 0				

RPI	S	Opponent	Score	RPI	S	Opponent	Score	RPI	S	Opponent	Score	RPI	S	Opponent	Score	Team's RPI: 219
27	A	South Fla.	80 <b>129</b>	92	H	Cornell	72 <b>78</b>	134	A	William & Mary	60 <b>73</b>	144	H	Columbia	77 <b>84</b>	
43	A	Marquette	91 <b>104</b>					194	A	Sacred Heart	63 <b>73</b>	204	A	Wisconsin	103 100	
								221	A	Robert Morris	70 55	221	H	Robert Morris	68 <b>70</b>	
								238	H	Canisius	95 74	240	A	Coastal Caro.	70 59	
								248	N	UMES	82 <b>90</b>	293	H	Bryant	79 67	
								311	H	Central Conn. St.	87 81	315	A	Youngstown St.	68 <b>69</b>	
								320	H	St. Francis Brooklyn	79 62	321	A	Mt. St. Mary's	97 88	
								333	A	LIU Brooklyn	74 30	333	H	LIU Brooklyn	66 52	
								340	A	Wagner	67 46	346	A	Fairleigh Dickinson	82 79	
								347	N	Jackson St.	84 <b>88</b>					
LAST 12 Division I GAMES:																
333	A	LIU Brooklyn	74 30	321	A	Mt. St. Mary's	97 88									
221	H	Robert Morris	68 <b>70</b>	320	H	St. Francis Brooklyn	79 62									
340	A	Wagner	67 46	333	H	LIU Brooklyn	66 52									
293	H	Bryant	79 67	194	A	Sacred Heart	63 <b>73</b>									
311	H	Central Conn. St.	87 81	346	A	Fairleigh Dickinson	82 79									
221	A	Robert Morris	70 55	134	A	William & Mary	60 <b>73</b>									

Non-Div I Games:

Saint Francis (PA)

■ Loss, 
 ■ Non-Conf, 
 ■ S Site, 
 ■ Home 
 ■ A Away 
 N Neutral

## Saint Joseph's

Through Games Of Feb. 5, 2017

Average RPI Win:	183	WON-LOST	WINNING	LAST 10	STRENGTH OF	OPP. STRENGTH	TEAM	ADJ.	CONF.	ADJ CONF.
Average RPI Loss:	94	RECORD	PCT. RANK	GAMES	SCHEDULE	OF SCHEDULE	RPI	RPI	RPI	RPI
DIV. I ONLY	11- 12	187	8- 2	53	153	111	111	12	12	
DIV. I NON-CONF.	3- 9	275	0- 1	22	154	166	166	12	12	
TOTALS	RPI 1-25	RPI 26-50	W-L RECORDS	RPI 51-100	RPI 101-150	RPI 150+				
11- 12	0- 1	0- 1	OVERALL	0- 7	6- 1	5- 2				
6- 5	0- 1	0- 1	HOME	0- 2	3- 0	3- 1				
5- 6	0- 0	0- 0	AWAY	0- 1	3- 0	2- 0				
0- 1	0- 0	0- 0	NEUTRAL	0- 1	0- 0	0- 0				
3- 9	0- 1	0- 1	NON-CONFERENCE	0- 5	2- 1	1- 1				
1- 5	0- 1	0- 1	HOME	0- 2	0- 0	1- 1				
2- 3	0- 0	0- 0	AWAY	0- 2	2- 1	0- 0				
0- 1	0- 0	0- 0	NEUTRAL	0- 1	0- 0	0- 0				
8- 3	0- 0	0- 0	CONFERENCE	0- 2	4- 0	4- 1				
5- 0	0- 0	0- 0	HOME	0- 0	3- 0	2- 0				
3- 3	0- 0	0- 0	AWAY	0- 2	1- 0	2- 1				
0- 0	0- 0	0- 0	NEUTRAL	0- 0	0- 0	0- 0				

RPI 1-25				RPI 26-50				RPI 51-100				RPI 101+				Team's RPI: 111
RPI	S	Opponent	Score	RPI	S	Opponent	Score	RPI	S	Opponent	Score	RPI	S	Opponent	Score	
23	H	Temple	70 86	41	H	James Madison	72 85	52	A	George Washington	44 53	108	H	Duquesne	60 58	
								59	H	Bucknell	61 64	115	H	Fordham	47 44	
								62	A	Dayton	59 64	118	A	Penn	57 53	
								68	H	Villanova	54 62	119	A	Saint Louis	66 63	
								73	A	Drexel	49 60	122	H	VCU	64 58	
								82	A	Central Mich.	71 73	145	A	New Mexico	79 67	
								99	N	BYU	56 71	147	A	Iona	57 58	
												169	A	La Salle	75 55	
												181	H	Hofstra	64 75	
												217	H	St. Bonaventure	70 53	
												241	A	Richmond	52 70	
												295	H	Massachusetts	81 50	
												300	A	Rhode Island	75 49	
												306	H	NJIT	75 36	
LAST 12 Division I GAMES:																
119	A	Saint Louis	66 63	169	A	La Salle	75 55	122	H	VCU	64 58	295	H	Massachusetts	81 50	
108	H	Duquesne	60 58	52	A	George Washington	44 53	241	A	Richmond	52 70	41	H	James Madison	72 85	
217	H	St. Bonaventure	70 53	62	A	Dayton	59 64									
300	A	Rhode Island	75 49	115	H	Fordham	47 44									

Non-Div I Games:

Saint Joseph's

■ Loss, 
 ■ Non-Conf, 
 ■ S Site, 
 ■ H Home 
 ■ A Away 
 N Neutral

Average RPI Win:	213	WON-LOST	WINNING	LAST 10	STRENGTH OF	OPP. STRENGTH	TEAM	ADJ.	CONF.	ADJ CONF.
Average RPI Loss:	110	RECORD	PCT. RANK	GAMES	SCHEDULE	OF SCHEDULE	RPI	RPI	RPI	RPI
DIV. I ONLY	18- 6	39	7- 3	293	111	119	119	12	12	
DIV. I NON-CONF.	10- 3	54	1- 0	323	170	136	136	12	12	
TOTALS	RPI 1-25	RPI 26-50	W-L RECORDS	RPI 51-100	RPI 101-150	RPI 150+				
18- 6	0- 0	1- 1	OVERALL	2- 1	2- 3	13- 1				
9- 3	0- 0	1- 0	HOME	2- 1	1- 1	5- 1				
9- 3	0- 0	0- 1	AWAY	0- 0	1- 2	8- 0				
0- 0	0- 0	0- 0	NEUTRAL	0- 0	0- 0	0- 0				
10- 3	0- 0	1- 1	NON-CONFERENCE	1- 0	0- 1	8- 1				
5- 1	0- 0	1- 0	HOME	1- 0	0- 0	3- 1				
5- 2	0- 0	0- 1	AWAY	0- 0	0- 1	5- 0				
0- 0	0- 0	0- 0	NEUTRAL	0- 0	0- 0	0- 0				
8- 3	0- 0	0- 0	CONFERENCE	1- 1	2- 2	5- 0				
4- 2	0- 0	0- 0	HOME	1- 1	1- 1	2- 0				
4- 1	0- 0	0- 0	AWAY	0- 0	1- 1	3- 0				
0- 0	0- 0	0- 0	NEUTRAL	0- 0	0- 0	0- 0				

RPI 1-25				RPI 26-50				RPI 51-100				RPI 101+ Team's RPI: 119			
RPI	S	Opponent	Score	RPI	S	Opponent	Score	RPI	S	Opponent	Score	RPI	S	Opponent	Score
				30	H	Missouri	72 61	52	H	George Washington	67 59	108	A	Duquesne	65 94
				49	A	Little Rock	43 56	55	H	Washington St.	73 70	111	H	Saint Joseph's	63 66
								62	H	Dayton	67 78	115	H	Fordham	82 58
												122	A	VCU	62 48
												129	A	Tulsa	64 70
												155	H	George Mason	89 50
												200	H	Indiana St.	67 70
												208	H	SIUE	90 49
												211	A	Loyola Marymount	90 76
												217	H	St. Bonaventure	64 49
												226	A	Bradley	68 58
												281	A	Davidson	106 69
												284	A	Southeast Mo. St.	89 50
												295	A	Massachusetts	81 60
												298	A	Lipscomb	83 38
												300	A	Rhode Island	68 50
												313	H	Eastern Ky.	78 51
												327	A	UC Irvine	79 69
												348	H	Morgan St.	71 43
LAST 12 Division I GAMES:															
				111	H	Saint Joseph's	63 66	62	H	Dayton	67 78				
				295	A	Massachusetts	81 60	217	H	St. Bonaventure	64 49				
				115	H	Fordham	82 58	122	A	VCU	62 48				
				52	H	George Washington	67 59	155	H	George Mason	89 50				
				300	A	Rhode Island	68 50	281	A	Davidson	106 69				
				108	A	Duquesne	65 94	298	A	Lipscomb	83 38				

Non-Div I Games:

Saint Louis

■ Loss, 
■ Non-Conf, 
■ S Site, 
■ H Home 
■ A Away 
N Neutral



## Saint Peter's

Through Games Of Feb. 5, 2017

Average RPI Win:	264	WON-LOST	WINNING	LAST 10	STRENGTH OF	OPP. STRENGTH	TEAM	ADJ.	CONF.	ADJ CONF.
Average RPI Loss:	161	RECORD	PCT. RANK	GAMES	SCHEDULE	OF SCHEDULE	RPI	RPI	RPI	RPI
DIV. I ONLY	3- 20	333	0- 10	151	243	312	312	17	17	
DIV. I NON-CONF.	1- 8	314	0- 0	115	248	301	301	17	17	
TOTALS	RPI 1-25	RPI 26-50	W-L RECORDS	RPI 51-100	RPI 101-150	RPI 150+				
3- 20	0- 2	0- 2	OVERALL	0- 1	0- 4	3- 11				
2- 6	0- 0	0- 1	HOME	0- 0	0- 2	2- 3				
1- 11	0- 0	0- 0	AWAY	0- 0	0- 0	1- 1				
0- 3	0- 0	0- 0	NEUTRAL	0- 0	0- 1	0- 2				
1- 8	0- 2	0- 0	NON-CONFERENCE	0- 1	0- 1	1- 4				
1- 0	0- 0	0- 0	HOME	0- 0	0- 0	1- 0				
0- 5	0- 2	0- 0	AWAY	0- 1	0- 0	0- 2				
0- 3	0- 0	0- 0	NEUTRAL	0- 0	0- 1	0- 2				
2- 12	0- 0	0- 2	CONFERENCE	0- 0	0- 3	2- 7				
1- 6	0- 0	0- 1	HOME	0- 0	0- 2	1- 3				
1- 6	0- 0	0- 1	AWAY	0- 0	0- 1	1- 4				
0- 0	0- 0	0- 0	NEUTRAL	0- 0	0- 0	0- 0				

RPI 1-25				RPI 26-50				RPI 51-100				RPI 101+ Team's RPI: 312			
RPI	S	Opponent	Score	RPI	S	Opponent	Score	RPI	S	Opponent	Score	RPI	S	Opponent	Score
3	A	South Carolina	38 93	48	A	Quinnipiac	47 82	83	A	Penn St.	50 106	126	A	Rider	46 47
17	A	Maryland	49 101	48	H	Quinnipiac	51 84					126	H	Rider	43 56
												136	N	Maine	43 59
												147	H	Iona	58 66
												154	A	Brown	71 80
												156	N	Hampton	42 71
												183	A	Fairfield	38 50
												199	A	Siena	55 80
												216	H	Niagara	78 66
												224	A	Monmouth	59 76
												231	A	Marist	73 69
												231	H	Marist	58 66
												238	H	Canisius	54 59
												256	N	Bowling Green	68 73
												265	A	Manhattan	44 57
												265	H	Manhattan	65 69
												320	A	St. Francis Brooklyn	52 58
												346	H	Fairleigh Dickinson	65 43
LAST 12 Division I GAMES:															
183	A	Fairfield	38 50	199	A	Siena	55 80								
231	H	Marist	58 66	238	H	Canisius	54 59								
265	A	Manhattan	44 57	224	A	Monmouth	59 76								
126	A	Rider	46 47	147	H	Iona	58 66								
265	H	Manhattan	65 69	48	A	Quinnipiac	47 82								
126	H	Rider	43 56	216	H	Niagara	78 66								

Non-Div I Games:

Saint Peter's

■ Loss, 
 ■ Non-Conf, 
 ■ S Site, 
 ■ Home 
 ■ A Away 
 N Neutral

Average RPI Win: 334				WON-LOST	WINNING	LAST 10	STRENGTH OF		OPP. STRENGTH	TEAM	ADJ.	CONF.	ADJ CONF.
Average RPI Loss: 208				RECORD	PCT. RANK	GAMES	SCHEDULE		OF SCHEDULE	RPI	RPI	RPI	RPI
DIV. I ONLY				1- 18	344	1- 9	252		316	343	343	27	27
DIV. I NON-CONF.				0- 9	335	0- 2	153		316	336	336	27	27
TOTALS		RPI 1-25		RPI 26-50		W-L RECORDS		RPI 51-100		RPI 101-150		RPI 150+	
1- 18		0- 0		0- 1		OVERALL		0- 0		0- 5		1- 12	
1- 5		0- 0		0- 0		HOME		0- 0		0- 2		1- 3	
0- 12		0- 0		0- 1		AWAY		0- 0		0- 3		0- 7	
0- 1		0- 0		0- 0		NEUTRAL		0- 0		0- 0		0- 1	
0- 9		0- 0		0- 1		NON-CONFERENCE		0- 0		0- 2		0- 6	
0- 1		0- 0		0- 0		HOME		0- 0		0- 0		0- 1	
0- 7		0- 0		0- 1		AWAY		0- 0		0- 2		0- 4	
0- 1		0- 0		0- 0		NEUTRAL		0- 0		0- 0		0- 1	
1- 9		0- 0		0- 0		CONFERENCE		0- 0		0- 3		1- 6	
1- 4		0- 0		0- 0		HOME		0- 0		0- 2		1- 2	
0- 5		0- 0		0- 0		AWAY		0- 0		0- 1		0- 4	
0- 0		0- 0		0- 0		NEUTRAL		0- 0		0- 0		0- 0	

RPI 1-25				RPI 26-50				RPI 51-100				RPI 101+				Team's RPI: 343	
RPI	S	Opponent	Score	RPI	S	Opponent	Score	RPI	S	Opponent	Score	RPI	S	Opponent	Score		
				29	A	LSU	41 89					110	H	SFA	65 83		
												120	A	Arkansas	39 71		
												124	A	TCU	37 81		
												128	H	Lamar University	44 70		
												131	A	Abilene Christian	56 78		
												176	A	Rice	51 77		
												180	A	Texas St.	46 69		
												196	A	New Orleans	49 78		
												245	N	Marshall	50 73		
												250	A	UTRGV	50 78		
												250	H	UTRGV	45 69		
												261	A	McNeese	56 79		
												289	A	Prairie View	65 75		
												301	A	Northwestern St.	51 78		
												305	H	A&M-Corpus Christi	37 63		
												307	H	Nicholls St.	59 66		
												334	H	Southeastern La.	68 61		
												337	A	Houston Baptist	51 61		
LAST 12 Division I GAMES:																	
				131	A	Abilene Christian	56 78	196	A	New Orleans	49 78						
				110	H	SFA	65 83	307	H	Nicholls St.	59 66						
				334	H	Southeastern La.	68 61	261	A	McNeese	56 79						
				305	H	A&M-Corpus Christi	37 63	337	A	Houston Baptist	51 61						
				128	H	Lamar University	44 70	180	A	Texas St.	46 69						
				301	A	Northwestern St.	51 78	29	A	LSU	41 89						

Non-Div I Games: Wiley

51 57

Sam Houston St.

Loss, Non-Conf, S Site, H Home A Away N Neutral

Average RPI Win: <b>227</b>	WON-LOST	WINNING	LAST 10	STRENGTH OF	OPP. STRENGTH	TEAM	ADJ.	CONF.	ADJ CONF.
Average RPI Loss: <b>135</b>	RECORD	PCT. RANK	GAMES	SCHEDULE	OF SCHEDULE	RPI	RPI	RPI	RPI
DIV. I ONLY	8- 15	254	2- 7	167	165	227	227	19	19
DIV. I NON-CONF.	6- 8	203	0- 2	181	104	197	197	21	21
<hr/>									
TOTALS	RPI 1-25	RPI 26-50	W-L RECORDS	RPI 51-100	RPI 101-150	RPI 150+			
8- 15	0- 1	0- 2	OVERALL	1- 4	0- 1	7- 7			
6- 4	0- 0	0- 0	HOME	0- 2	0- 0	6- 2			
2- 9	0- 1	0- 2	AWAY	1- 2	0- 1	1- 3			
0- 2	0- 0	0- 0	NEUTRAL	0- 0	0- 0	0- 2			
6- 8	0- 1	0- 2	NON-CONFERENCE	1- 2	0- 0	5- 3			
5- 1	0- 0	0- 0	HOME	0- 1	0- 0	5- 0			
1- 5	0- 1	0- 2	AWAY	1- 1	0- 0	0- 1			
0- 2	0- 0	0- 0	NEUTRAL	0- 0	0- 0	0- 2			
2- 7	0- 0	0- 0	CONFERENCE	0- 2	0- 1	2- 4			
1- 3	0- 0	0- 0	HOME	0- 1	0- 0	1- 2			
1- 4	0- 0	0- 0	AWAY	0- 1	0- 1	1- 2			
0- 0	0- 0	0- 0	NEUTRAL	0- 0	0- 0	0- 0			

RPI 1-25				RPI 26-50				RPI 51-100				RPI 101+ Team's RPI: 227			
RPI	S	Opponent	Score	RPI	S	Opponent	Score	RPI	S	Opponent	Score	RPI	S	Opponent	Score
16	A	Kentucky	57 <b>80</b>	35	A	Harvard	52 <b>57</b>	58	A	Wake Forest	40 <b>51</b>	102	A	Mercer	49 <b>59</b>
				42	A	Georgia Tech	57 <b>62</b>	79	H	Belmont	54 <b>73</b>	156	N	Hampton	57 <b>63</b>
								95	A	Chattanooga	45 <b>51</b>	166	N	UC Riverside	48 <b>51</b>
								95	H	Chattanooga	61 <b>77</b>	168	H	Memphis	48 42
								98	A	Georgia	65 59	187	A	ETSU	56 <b>61</b>
												187	H	ETSU	57 <b>69</b>
												203	H	UAB	52 49
												212	H	Alabama St.	63 49
												237	H	Wofford	57 54
												252	A	UNCG	40 <b>64</b>
												255	H	Furman	50 <b>54</b>
												259	H	UT Martin	69 62
												286	A	Western Caro.	49 42
												300	A	Rhode Island	63 <b>78</b>
												349	H	Alabama A&M	61 37
<hr/>															
LAST 12 Division I GAMES:															
				95	A	Chattanooga	45 <b>51</b>	286	A	Western Caro.	49 42				
				187	A	ETSU	56 <b>61</b>	187	H	ETSU	57 <b>69</b>				
				102	A	Mercer	49 <b>59</b>	95	H	Chattanooga	61 <b>77</b>				
				255	H	Furman	50 <b>54</b>	156	N	Hampton	57 <b>63</b>				
				237	H	Wofford	57 54	166	N	UC Riverside	48 <b>51</b>				
				252	A	UNCG	40 <b>64</b>	98	A	Georgia	65 59				

Non-Div I Games: AUM

72 50

Samford

■ Loss, 
 ■ Non-Conf, 
 ■ S Site, 
 ■ Home 
 ■ A Away 
 N Neutral

Average RPI Win: <b>228</b>	WON-LOST	WINNING	LAST 10	STRENGTH OF	OPP. STRENGTH	TEAM	ADJ.	CONF.	ADJ CONF.
Average RPI Loss: <b>146</b>	RECORD	PCT. RANK	GAMES	SCHEDULE	OF SCHEDULE	RPI	RPI	RPI	RPI
DIV. I ONLY	10- 12	202	3- 7	218	191	215	215	15	15
DIV. I NON-CONF.	6- 4	126	0- 0	247	243	175	175	13	13
TOTALS	RPI 1-25	RPI 26-50	W-L RECORDS	RPI 51-100	RPI 101-150	RPI 150+			
10- 12	0- 0	0- 0	OVERALL	0- 3	1- 6	9- 3			
8- 4	0- 0	0- 0	HOME	0- 1	1- 2	7- 1			
2- 8	0- 0	0- 0	AWAY	0- 0	0- 0	2- 1			
0- 0	0- 0	0- 0	NEUTRAL	0- 0	0- 0	0- 0			
6- 4	0- 0	0- 0	NON-CONFERENCE	0- 1	0- 3	6- 0			
5- 1	0- 0	0- 0	HOME	0- 0	0- 1	5- 0			
1- 3	0- 0	0- 0	AWAY	0- 1	0- 2	1- 0			
0- 0	0- 0	0- 0	NEUTRAL	0- 0	0- 0	0- 0			
4- 8	0- 0	0- 0	CONFERENCE	0- 2	1- 3	3- 3			
3- 3	0- 0	0- 0	HOME	0- 1	1- 1	2- 1			
1- 5	0- 0	0- 0	AWAY	0- 1	0- 2	1- 2			
0- 0	0- 0	0- 0	NEUTRAL	0- 0	0- 0	0- 0			

RPI S	Opponent	Score	RPI S	Opponent	Score	RPI S	Opponent	Score	RPI S	Opponent	Score	Team's RPI: 215
						55	A Washington St.	73 83	109	A Northern Colo.	51 54	
						78	H Gonzaga	55 57	123	A Arizona	59 76	
						99	A BYU	63 81	125	A St. Mary's (CA)	65 77	
									125	H St. Mary's (CA)	73 71	
									139	H North Dakota	61 65	
									148	A San Francisco	72 81	
									148	H San Francisco	67 82	
									158	A Santa Clara	57 56	
									197	A CSUN	76 67	
									210	A Pacific	64 84	
									211	A Loyola Marymount	55 63	
									211	H Loyola Marymount	61 58	
									213	H Seattle U	67 44	
									232	H San Diego St.	91 53	
									242	H UC Santa Barbara	77 63	
									275	H Portland	57 40	
									290	H Nevada	70 54	
									308	H Pepperdine	42 55	
									339	H Cal St. Fullerton	103 50	
LAST 12 Division I GAMES:												
125	A	St. Mary's (CA)	65	77	99	A	BYU	63	81			
211	A	Loyola Marymount	55	63	158	A	Santa Clara	57	56			
275	H	Portland	57	40	308	H	Pepperdine	42	55			
78	H	Gonzaga	55	57	210	A	Pacific	64	84			
148	A	San Francisco	72	81	125	H	St. Mary's (CA)	73	71			
211	H	Loyola Marymount	61	58	148	H	San Francisco	67	82			

Non-Div I Games:

San Diego

Average RPI Win:	225	WON-LOST	WINNING	LAST 10	STRENGTH OF	OPP. STRENGTH	TEAM	ADJ.	CONF.	ADJ CONF.
Average RPI Loss:	153	RECORD	PCT. RANK	GAMES	SCHEDULE	OF SCHEDULE	RPI	RPI	RPI	RPI
DIV. I ONLY	6- 13	274	3- 7	137	231	232	232	13	13	
DIV. I NON-CONF.	3- 6	230	1- 0	152	311	224	224	15	15	
TOTALS	RPI 1-25	RPI 26-50	W-L RECORDS	RPI 51-100	RPI 101-150	RPI 150+				
6- 13	0- 0	0- 1	OVERALL	2- 3	0- 2	4- 7				
4- 4	0- 0	0- 1	HOME	2- 0	0- 0	2- 3				
1- 8	0- 0	0- 0	AWAY	0- 2	0- 2	1- 4				
1- 1	0- 0	0- 0	NEUTRAL	0- 1	0- 0	1- 0				
3- 6	0- 0	0- 1	NON-CONFERENCE	0- 2	0- 0	3- 3				
1- 2	0- 0	0- 1	HOME	0- 0	0- 0	1- 1				
1- 3	0- 0	0- 0	AWAY	0- 1	0- 0	1- 2				
1- 1	0- 0	0- 0	NEUTRAL	0- 1	0- 0	1- 0				
3- 7	0- 0	0- 0	CONFERENCE	2- 1	0- 2	1- 4				
3- 2	0- 0	0- 0	HOME	2- 0	0- 0	1- 2				
0- 5	0- 0	0- 0	AWAY	0- 1	0- 2	0- 2				
0- 0	0- 0	0- 0	NEUTRAL	0- 0	0- 0	0- 0				

RPI S	Opponent	Score	RPI S	Opponent	Score	RPI S	Opponent	Score	RPI S	Opponent	Score	Team's RPI: 232
28	H Michigan	57 92	66	A Colorado St.	43 60	103	A Wyoming	67 80				
			74	N UT Arlington	58 64	145	A New Mexico	42 85				
			80	H UNLV	87 68	166	A UC Riverside	44 72				
			85	H Boise St.	84 77	167	H Fresno St.	51 59				
			97	A UC Davis	55 75	202	A Utah St.	47 53				
						206	A San Jose St.	80 81				
						211	H Loyola Marymount	53 60				
						215	A San Diego	53 91				
						242	H UC Santa Barbara	84 70				
						290	H Nevada	83 78				
						311	N Central Conn. St.	80 62				
						314	H Air Force	59 62				
						339	A Cal St. Fullerton	71 61				
LAST 12 Division I GAMES:												
167	H Fresno St.	51 59	206	A San Jose St.	80 81							
103	A Wyoming	67 80	85	H Boise St.	84 77							
66	A Colorado St.	43 60	290	H Nevada	83 78							
314	H Air Force	59 62	145	A New Mexico	42 85							
80	H UNLV	87 68	339	A Cal St. Fullerton	71 61							
202	A Utah St.	47 53	242	H UC Santa Barbara	84 70							

Non-Div I Games: Biola 63 48 San Diego Christian80 70

San Diego St.

■ Loss, 
 ■ Non-Conf, 
 ■ S Site, 
 ■ Home 
 ■ A Away 
 N Neutral

Average RPI Win:	210	WON-LOST	WINNING	LAST 10	STRENGTH OF	OPP. STRENGTH	TEAM	ADJ.	CONF.	ADJ CONF.
Average RPI Loss:	134	RECORD	PCT. RANK	GAMES	SCHEDULE	OF SCHEDULE	RPI	RPI	RPI	RPI
DIV. I ONLY	13- 10	135	5- 5	212	130	148	148	15	15	
DIV. I NON-CONF.	6- 5	148	0- 0	188	139	153	153	13	13	
TOTALS	RPI 1-25	RPI 26-50	W-L RECORDS	RPI 51-100	RPI 101-150	RPI 150+				
13- 10	0- 0	0- 1	OVERALL	2- 3	0- 3	11- 3				
8- 2	0- 0	0- 0	HOME	2- 1	0- 1	6- 0				
4- 8	0- 0	0- 1	AWAY	0- 2	0- 2	4- 3				
1- 0	0- 0	0- 0	NEUTRAL	0- 0	0- 0	1- 0				
6- 5	0- 0	0- 1	NON-CONFERENCE	1- 2	0- 1	5- 1				
4- 1	0- 0	0- 0	HOME	1- 1	0- 0	3- 0				
1- 4	0- 0	0- 1	AWAY	0- 1	0- 1	1- 1				
1- 0	0- 0	0- 0	NEUTRAL	0- 0	0- 0	1- 0				
7- 5	0- 0	0- 0	CONFERENCE	1- 1	0- 2	6- 2				
4- 1	0- 0	0- 0	HOME	1- 0	0- 1	3- 0				
3- 4	0- 0	0- 0	AWAY	0- 1	0- 1	3- 2				
0- 0	0- 0	0- 0	NEUTRAL	0- 0	0- 0	0- 0				

RPI S	Opponent	Score	RPI S	Opponent	Score	RPI S	Opponent	Score	RPI S	Opponent	Score	Team's RPI: 148
40	A California	52 75	55	A Washington St.	35 73	125	A St. Mary's (CA)	72 75				
			78	A Gonzaga	46 61	125	H St. Mary's (CA)	62 64				
			97	H UC Davis	58 78	139	A North Dakota	63 71				
			99	H BYU	70 63	158	H Santa Clara	77 68				
			100	H Long Beach St.	73 71	167	A Fresno St.	48 61				
						206	H San Jose St.	79 71				
						210	A Pacific	60 63				
						210	H Pacific	67 64				
						211	A Loyola Marymount	79 72				
						213	H Seattle U	73 59				
						215	A San Diego	82 67				
						215	H San Diego	81 72				
						268	A Cal Poly	73 67				
						275	A Portland	75 56				
						278	H Sacramento St.	91 80				
						286	N Western Caro.	73 52				
						308	A Pepperdine	59 81				
LAST 12 Division I GAMES:												
211	A Loyola Marymount	79 72	210	A Pacific	60 63							
308	A Pepperdine	59 81	99	H BYU	70 63							
210	H Pacific	67 64	125	A St. Mary's (CA)	72 75							
125	H St. Mary's (CA)	62 64	78	A Gonzaga	46 61							
215	H San Diego	81 72	158	H Santa Clara	77 68							
275	A Portland	75 56	215	A San Diego	82 67							

Non-Div I Games:

San Francisco

Average RPI Win:	218	WON-LOST	WINNING	LAST 10	STRENGTH OF	OPP. STRENGTH	TEAM	ADJ.	CONF.	ADJ CONF.
Average RPI Loss:	108	RECORD	PCT. RANK	GAMES	SCHEDULE	OF SCHEDULE	RPI	RPI	RPI	RPI
DIV. I ONLY	6- 15	283	4- 6	83	104	206	206	13	13	
DIV. I NON-CONF.	2- 9	293	0- 1	95	35	221	221	15	15	
TOTALS	RPI 1-25	RPI 26-50	W-L RECORDS	RPI 51-100	RPI 101-150	RPI 150+				
6- 15	0- 2	0- 1	OVERALL	1- 4	0- 4	5- 4				
4- 4	0- 0	0- 0	HOME	0- 1	0- 2	4- 1				
2- 9	0- 1	0- 0	AWAY	1- 3	0- 1	1- 3				
0- 2	0- 1	0- 1	NEUTRAL	0- 0	0- 0	0- 0				
2- 9	0- 2	0- 1	NON-CONFERENCE	0- 1	0- 2	2- 3				
1- 2	0- 0	0- 0	HOME	0- 0	0- 1	1- 1				
1- 5	0- 1	0- 0	AWAY	0- 1	0- 1	1- 2				
0- 2	0- 1	0- 1	NEUTRAL	0- 0	0- 0	0- 0				
4- 6	0- 0	0- 0	CONFERENCE	1- 3	0- 2	3- 1				
3- 2	0- 0	0- 0	HOME	0- 1	0- 1	3- 0				
1- 4	0- 0	0- 0	AWAY	1- 2	0- 1	0- 1				
0- 0	0- 0	0- 0	NEUTRAL	0- 0	0- 0	0- 0				

RPI 1-25				RPI 26-50				RPI 51-100				RPI 101+ Team's RPI: 206			
RPI	S	Opponent	Score	RPI	S	Opponent	Score	RPI	S	Opponent	Score	RPI	S	Opponent	Score
4	N	Mississippi St.	51 88	37	N	Oregon	62 91	60	A	South Dakota	69 84	103	A	Wyoming	60 89
24	A	Arizona St.	37 82					66	A	Colorado St.	67 70	125	H	St. Mary's (CA)	64 85
								66	H	Colorado St.	56 68	145	H	New Mexico	72 82
								80	A	UNLV	76 65	148	A	San Francisco	71 79
								85	A	Boise St.	64 86	158	H	Santa Clara	75 64
												167	A	Fresno St.	74 88
												179	A	Nebraska	61 83
												198	A	New Mexico St.	55 66
												210	H	Pacific	96 99
												232	H	San Diego St.	81 80
												234	A	Hawaii	77 61
												290	H	Nevada	107 84
												314	H	Air Force	86 74
LAST 12 Division I GAMES:															
145	H	New Mexico	72 82	232	H	San Diego St.	81 80								
80	A	UNLV	76 65	167	A	Fresno St.	74 88								
66	H	Colorado St.	56 68	66	A	Colorado St.	67 70								
85	A	Boise St.	64 86	290	H	Nevada	107 84								
103	A	Wyoming	60 89	60	A	South Dakota	69 84								
314	H	Air Force	86 74	179	A	Nebraska	61 83								

Non-Div I Games: Stanislaus St. 90 85

San Jose St.

Santa Clara

Through Games Of Feb. 5, 2017

Average RPI Win:	205	WON-LOST	WINNING	LAST 10	STRENGTH OF	OPP. STRENGTH	TEAM	ADJ.	CONF.	ADJ CONF.
Average RPI Loss:	108	RECORD	PCT. RANK	GAMES	SCHEDULE	OF SCHEDULE	RPI	RPI	RPI	RPI
DIV. I ONLY	9- 13	222	1- 3	65	176	158	158	15	15	
DIV. I NON-CONF.	4- 6	209	0- 1	14	169	98	98	13	13	
TOTALS	RPI 1-25	RPI 26-50	W-L RECORDS	RPI 51-100	RPI 101-150	RPI 150+				
9- 13	0- 0	1- 3	OVERALL	1- 5	0- 2	7- 3				
5- 3	0- 0	0- 1	HOME	1- 1	0- 0	4- 1				
2- 7	0- 0	0- 0	AWAY	0- 0	0- 0	2- 0				
2- 3	0- 0	1- 1	NEUTRAL	0- 2	0- 0	1- 0				
4- 6	0- 0	1- 3	NON-CONFERENCE	0- 2	0- 0	3- 1				
1- 1	0- 0	0- 1	HOME	0- 0	0- 0	1- 0				
1- 2	0- 0	0- 1	AWAY	0- 0	0- 0	1- 1				
2- 3	0- 0	1- 1	NEUTRAL	0- 2	0- 0	1- 0				
5- 7	0- 0	0- 0	CONFERENCE	1- 3	0- 2	4- 2				
4- 2	0- 0	0- 0	HOME	1- 1	0- 0	3- 1				
1- 5	0- 0	0- 0	AWAY	0- 2	0- 2	1- 1				
0- 0	0- 0	0- 0	NEUTRAL	0- 0	0- 0	0- 0				

RPI S	Opponent	Score	RPI S	Opponent	Score	RPI S	Opponent	Score	RPI S	Opponent	Score	Team's RPI: 158
27 N	South Fla.	54 63	56 N	Oklahoma St.	53 67	125 A	St. Mary's (CA)	53 55				
40 A	California	58 73	65 N	Montana St.	50 77	148 A	San Francisco	68 77				
43 N	Marquette	65 62	78 A	Gonzaga	39 51	190 H	Idaho St.	82 78				
50 H	Northwestern	75 87	78 H	Gonzaga	49 50	198 N	New Mexico St.	60 46				
			99 A	BYU	66 72	206 A	San Jose St.	64 75				
			99 H	BYU	64 63	211 A	Loyola Marymount	50 61				
						211 H	Loyola Marymount	71 64				
						215 H	San Diego	56 57				
						242 A	UC Santa Barbara	69 58				
						275 A	Portland	56 44				
						275 H	Portland	68 56				
						308 H	Pepperdine	61 40				
LAST 12 Division I GAMES:												
27 N	South Fla.	54 63	78 A	Gonzaga	39 51							
78 H	Gonzaga	49 50	308 H	Pepperdine	61 40							
275 H	Portland	68 56	215 H	San Diego	56 57							
125 A	St. Mary's (CA)	53 55	211 H	Loyola Marymount	71 64							
99 A	BYU	66 72	275 A	Portland	56 44							
211 A	Loyola Marymount	50 61	148 A	San Francisco	68 77							

Non-Div I Games: UC Santa Cruz 85 39

Santa Clara

Loss, Non-Conf, S Site, H Home A Away N Neutral



Average RPI Win:	<b>284</b>	WON-LOST	WINNING	LAST 10	STRENGTH OF	OPP. STRENGTH	TEAM	ADJ.	CONF.	ADJ CONF.
Average RPI Loss:	<b>158</b>	RECORD	PCT. RANK	GAMES	SCHEDULE	OF SCHEDULE	RPI	RPI	RPI	RPI
DIV. I ONLY	<b>7- 14</b>	<b>257</b>	<b>6- 4</b>	<b>215</b>	<b>287</b>	<b>272</b>	<b>272</b>	<b>32</b>	<b>32</b>	
DIV. I NON-CONF.	<b>1- 10</b>	<b>325</b>	<b>0- 2</b>	<b>75</b>	<b>50</b>	<b>283</b>	<b>283</b>	<b>31</b>	<b>31</b>	
TOTALS	RPI 1-25	RPI 26-50	W-L RECORDS	RPI 51-100	RPI 101-150	RPI 150+				
7- 14	0- 3	0- 0	OVERALL	0- 3	0- 0	7- 8				
5- 5	0- 1	0- 0	HOME	0- 1	0- 0	5- 3				
2- 9	0- 2	0- 0	AWAY	0- 2	0- 0	2- 5				
0- 0	0- 0	0- 0	NEUTRAL	0- 0	0- 0	0- 0				
1- 10	0- 3	0- 0	NON-CONFERENCE	0- 3	0- 0	1- 4				
1- 4	0- 1	0- 0	HOME	0- 1	0- 0	1- 2				
0- 6	0- 2	0- 0	AWAY	0- 2	0- 0	0- 2				
0- 0	0- 0	0- 0	NEUTRAL	0- 0	0- 0	0- 0				
6- 4	0- 0	0- 0	CONFERENCE	0- 0	0- 0	6- 4				
4- 1	0- 0	0- 0	HOME	0- 0	0- 0	4- 1				
2- 3	0- 0	0- 0	AWAY	0- 0	0- 0	2- 3				
0- 0	0- 0	0- 0	NEUTRAL	0- 0	0- 0	0- 0				

RPI 1-25				RPI 26-50				RPI 51-100				RPI 101+ Team's RPI: 272			
RPI	S	Opponent	Score	RPI	S	Opponent	Score	RPI	S	Opponent	Score	RPI	S	Opponent	Score
3	H	South Carolina	30 <b>70</b>					71	A	Iowa St.	51 <b>74</b>	156	A	Hampton	46 <b>75</b>
8	A	Washington	36 <b>87</b>					84	H	Jacksonville	40 <b>55</b>	156	H	Hampton	55 51
25	A	Auburn	46 <b>75</b>					91	A	FGCU	40 <b>89</b>	184	A	Seton Hall	60 <b>74</b>
												212	H	Alabama St.	54 39
												248	A	UMES	59 58
												251	A	Howard	49 <b>55</b>
												257	H	Ga. Southern	45 <b>50</b>
												258	H	Bethune-Cookman	31 <b>38</b>
												262	A	Norfolk St.	55 <b>61</b>
												263	H	Jacksonville St.	57 <b>64</b>
												297	A	Kennesaw St.	60 <b>72</b>
												341	H	Florida A&M	56 52
												342	A	South Carolina St.	60 49
												344	H	Delaware St.	64 57
												348	H	Morgan St.	66 62
LAST 12 Division I GAMES:															
156	H	Hampton	55 51	341	H	Florida A&M	56 52								
248	A	UMES	59 58	156	A	Hampton	46 <b>75</b>								
251	A	Howard	49 <b>55</b>	262	A	Norfolk St.	55 <b>61</b>								
344	H	Delaware St.	64 57	258	H	Bethune-Cookman	31 <b>38</b>								
348	H	Morgan St.	66 62	91	A	FGCU	40 <b>89</b>								
342	A	South Carolina St.	60 49	3	H	South Carolina	30 <b>70</b>								

Non-Div I Games: Columbia (SC) 68 52

Savannah St.

■ Loss, 
 ■ Non-Conf, 
 ■ S Site, 
 ■ Home 
 ■ A Away 
 N Neutral

Average RPI Win: <b>289</b>	WON-LOST	WINNING	LAST 10	STRENGTH OF	OPP. STRENGTH	TEAM	ADJ.	CONF.	ADJ CONF.
Average RPI Loss: <b>143</b>	RECORD	PCT. RANK	GAMES	SCHEDULE	OF SCHEDULE	RPI	RPI	RPI	RPI
DIV. I ONLY	9- 13	222	6- 4	210	282	213	213	29	29
DIV. I NON-CONF.	3- 12	288	1- 4	155	238	286	286	29	29
TOTALS	RPI 1-25	RPI 26-50	W-L RECORDS	RPI 51-100	RPI 101-150	RPI 150+			
9- 13	0- 1	0- 0	OVERALL	0- 3	0- 3	9- 6			
4- 5	0- 1	0- 0	HOME	0- 0	0- 1	4- 3			
5- 8	0- 0	0- 0	AWAY	0- 3	0- 2	5- 3			
0- 0	0- 0	0- 0	NEUTRAL	0- 0	0- 0	0- 0			
3- 12	0- 1	0- 0	NON-CONFERENCE	0- 3	0- 3	3- 5			
2- 5	0- 1	0- 0	HOME	0- 0	0- 1	2- 3			
1- 7	0- 0	0- 0	AWAY	0- 3	0- 2	1- 2			
0- 0	0- 0	0- 0	NEUTRAL	0- 0	0- 0	0- 0			
6- 1	0- 0	0- 0	CONFERENCE	0- 0	0- 0	6- 1			
2- 0	0- 0	0- 0	HOME	0- 0	0- 0	2- 0			
4- 1	0- 0	0- 0	AWAY	0- 0	0- 0	4- 1			
0- 0	0- 0	0- 0	NEUTRAL	0- 0	0- 0	0- 0			

RPI 1-25				RPI 26-50				RPI 51-100				RPI 101+ Team's RPI: 213			
RPI	S	Opponent	Score	RPI	S	Opponent	Score	RPI	S	Opponent	Score	RPI	S	Opponent	Score
8	H	Washington	64 94					65	A	Montana St.	56 75	101	A	SMU	43 77
								66	A	Colorado St.	62 66	141	H	Idaho	64 68
								85	A	Boise St.	68 73	148	A	San Francisco	59 73
												166	A	UC Riverside	54 58
												197	H	CSUN	64 68
												198	A	New Mexico St.	69 73
												211	H	Loyola Marymount	59 62
												215	A	San Diego	44 67
												222	H	Grand Canyon	86 60
												242	H	UC Santa Barbara	58 53
												250	A	UTRGV	67 54
												253	H	Portland St.	71 79
												288	H	CSU Bakersfield	54 47
												303	A	Denver	75 72
												309	A	UMKC	75 65
												328	H	Montana	60 44
												329	A	Chicago St.	64 51
												331	A	Utah Valley	69 51
LAST 12 Division I GAMES:															
331	A	Utah Valley	69 51	288	H	CSU Bakersfield	54 47	197	H	CSUN	64 68				
250	A	UTRGV	67 54	101	A	SMU	43 77	66	A	Colorado St.	62 66				
198	A	New Mexico St.	69 73	303	A	Denver	75 72	309	A	UMKC	75 65				
222	H	Grand Canyon	86 60	215	A	San Diego	44 67	328	H	Montana	60 44				
329	A	Chicago St.	64 51					329	A	Chicago St.	64 51				
309	A	UMKC	75 65					331	A	Utah Valley	69 51				

Non-Div I Games:

Seattle U

Average RPI Win:	196	WON-LOST	WINNING	LAST 10	STRENGTH OF	OPP. STRENGTH	TEAM	ADJ.	CONF.	ADJ CONF.
Average RPI Loss:	88	RECORD	PCT. RANK	GAMES	SCHEDULE	OF SCHEDULE	RPI	RPI	RPI	RPI
DIV. I ONLY	11- 13	199	3- 7	133	70	184	184	7	7	
DIV. I NON-CONF.	7- 4	114	0- 0	240	155	155	155	7	7	
TOTALS	RPI 1-25	RPI 26-50	W-L RECORDS	RPI 51-100	RPI 101-150	RPI 150+				
11- 13	0- 3	0- 3	OVERALL	2- 3	1- 0	8- 4				
10- 4	0- 2	0- 1	HOME	2- 1	1- 0	7- 0				
1- 9	0- 1	0- 2	AWAY	0- 2	0- 0	1- 4				
0- 0	0- 0	0- 0	NEUTRAL	0- 0	0- 0	0- 0				
7- 4	0- 0	0- 0	NON-CONFERENCE	1- 2	1- 0	5- 2				
6- 1	0- 0	0- 0	HOME	1- 1	1- 0	4- 0				
1- 3	0- 0	0- 0	AWAY	0- 1	0- 0	1- 2				
0- 0	0- 0	0- 0	NEUTRAL	0- 0	0- 0	0- 0				
4- 9	0- 3	0- 3	CONFERENCE	1- 1	0- 0	3- 2				
4- 3	0- 2	0- 1	HOME	1- 0	0- 0	3- 0				
0- 6	0- 1	0- 2	AWAY	0- 1	0- 0	0- 2				
0- 0	0- 0	0- 0	NEUTRAL	0- 0	0- 0	0- 0				

RPI 1-25				RPI 26-50				RPI 51-100				RPI 101+ Team's RPI: 184			
RPI	S	Opponent	Score	RPI	S	Opponent	Score	RPI	S	Opponent	Score	RPI	S	Opponent	Score
15	A	DePaul	60 86	43	A	Marquette	60 103	54	A	Minnesota	57 90	126	H	Rider	89 81
15	H	DePaul	65 96	43	H	Marquette	77 83	58	H	Wake Forest	70 63	170	H	Providence	55 43
22	H	Creighton	60 70	47	A	Georgetown	58 77	67	H	St. John's (NY)	64 59	173	A	Xavier	64 72
								68	A	Villanova	52 69	173	H	Xavier	71 62
								74	H	UT Arlington	61 86	174	A	Princeton	67 94
												177	H	Boston College	71 66
												189	A	Rutgers	45 53
												231	A	Marist	76 63
												233	A	Butler	58 79
												233	H	Butler	65 63
												272	H	Savannah St.	74 60
												311	H	Central Conn. St.	78 70
												333	H	LIU Brooklyn	77 59
LAST 12 Division I GAMES:															
15	A	DePaul	60 86	47	A	Georgetown	58 77								
43	A	Marquette	60 103	68	A	Villanova	52 69								
233	H	Butler	65 63	43	H	Marquette	77 83								
173	H	Xavier	71 62	15	H	DePaul	65 96								
22	H	Creighton	60 70	173	A	Xavier	64 72								
170	H	Providence	55 43	233	A	Butler	58 79								

Non-Div I Games:

Seton Hall

Average RPI Win: <b>223</b>	WON-LOST	WINNING	LAST 10	STRENGTH OF	OPP. STRENGTH	TEAM	ADJ.	CONF.	ADJ CONF.
Average RPI Loss: <b>137</b>	RECORD	PCT. RANK	GAMES	SCHEDULE	OF SCHEDULE	RPI	RPI	RPI	RPI
DIV. I ONLY	<b>9- 14</b>	<b>231</b>	<b>6- 4</b>	<b>108</b>	<b>246</b>	<b>199</b>	<b>199</b>	<b>17</b>	<b>17</b>
DIV. I NON-CONF.	<b>1- 8</b>	<b>314</b>	<b>0- 0</b>	<b>33</b>	<b>202</b>	<b>255</b>	<b>255</b>	<b>17</b>	<b>17</b>
TOTALS	RPI 1-25	RPI 26-50	W-L RECORDS	RPI 51-100	RPI 101-150	RPI 150+			
9- 14	0- 0	0- 3	OVERALL	0- 2	1- 2	8- 7			
6- 5	0- 0	0- 1	HOME	0- 1	0- 1	6- 2			
3- 9	0- 0	0- 2	AWAY	0- 1	1- 1	2- 5			
0- 0	0- 0	0- 0	NEUTRAL	0- 0	0- 0	0- 0			
1- 8	0- 0	0- 2	NON-CONFERENCE	0- 2	0- 0	1- 4			
1- 3	0- 0	0- 1	HOME	0- 1	0- 0	1- 1			
0- 5	0- 0	0- 1	AWAY	0- 1	0- 0	0- 3			
0- 0	0- 0	0- 0	NEUTRAL	0- 0	0- 0	0- 0			
8- 6	0- 0	0- 1	CONFERENCE	0- 0	1- 2	7- 3			
5- 2	0- 0	0- 0	HOME	0- 0	0- 1	5- 1			
3- 4	0- 0	0- 1	AWAY	0- 0	1- 1	2- 2			
0- 0	0- 0	0- 0	NEUTRAL	0- 0	0- 0	0- 0			

RPI 1-25				RPI 26-50				RPI 51-100				RPI 101+				Team's RPI: 199	
RPI	S	Opponent	Score	RPI	S	Opponent	Score	RPI	S	Opponent	Score	RPI	S	Opponent	Score		
				33	A	Syracuse	65 102	91	A	FGCU	42 66	126	A	Rider	70 72		
				35	H	Harvard	58 65	94	H	New Hampshire	67 77	126	H	Rider	61 62		
				48	A	Quinnipiac	47 73					147	A	Iona	58 46		
												151	H	Hartford	76 80		
												161	A	Albany (NY)	86 88		
												182	A	Northeastern	50 61		
												183	A	Fairfield	57 61		
												183	H	Fairfield	67 52		
												194	A	Sacred Heart	58 62		
												216	H	Niagara	71 53		
												224	A	Monmouth	91 86		
												224	H	Monmouth	85 76		
												229	H	Colgate	71 63		
												231	A	Marist	69 68		
												231	H	Marist	59 70		
												238	H	Canisius	67 42		
												265	A	Manhattan	66 68		
												312	H	Saint Peter's	80 55		
LAST 12 Division I GAMES:																	
				126	A	Rider	70 72					224	H	Monmouth	85 76		
				231	H	Marist	59 70					147	A	Iona	58 46		
				224	A	Monmouth	91 86					126	H	Rider	61 62		
				238	H	Canisius	67 42					183	A	Fairfield	57 61		
				231	A	Marist	69 68					216	H	Niagara	71 53		
				312	H	Saint Peter's	80 55					265	A	Manhattan	66 68		

Non-Div I Games:

Siena

Average RPI Win:	251	WON-LOST	WINNING	LAST 10	STRENGTH OF	OPP. STRENGTH	TEAM	ADJ.	CONF.	ADJ CONF.
Average RPI Loss:	144	RECORD	PCT. RANK	GAMES	SCHEDULE	OF SCHEDULE	RPI	RPI	RPI	RPI
DIV. I ONLY	5- 14	292	2- 8	154	205	247	247	21	21	
DIV. I NON-CONF.	3- 6	230	0- 2	147	133	200	200	19	19	
TOTALS	RPI 1-25	RPI 26-50	W-L RECORDS	RPI 51-100	RPI 101-150	RPI 150+				
5- 14	0- 0	0- 2	OVERALL	0- 3	0- 4	5- 5				
1- 7	0- 0	0- 1	HOME	0- 1	0- 2	1- 3				
3- 6	0- 0	0- 1	AWAY	0- 1	0- 2	3- 2				
1- 1	0- 0	0- 0	NEUTRAL	0- 1	0- 0	1- 0				
3- 6	0- 0	0- 1	NON-CONFERENCE	0- 2	0- 2	3- 1				
1- 2	0- 0	0- 1	HOME	0- 0	0- 1	1- 0				
1- 3	0- 0	0- 0	AWAY	0- 1	0- 1	1- 1				
1- 1	0- 0	0- 0	NEUTRAL	0- 1	0- 0	1- 0				
2- 8	0- 0	0- 1	CONFERENCE	0- 1	0- 2	2- 4				
0- 5	0- 0	0- 0	HOME	0- 1	0- 1	0- 3				
2- 3	0- 0	0- 1	AWAY	0- 0	0- 1	2- 1				
0- 0	0- 0	0- 0	NEUTRAL	0- 0	0- 0	0- 0				

RPI S	Opponent	Score	RPI S	Opponent	Score	RPI S	Opponent	Score	RPI S	Opponent	Score	Team's RPI: 247
36	H North Carolina St.	31 74	64	N Florida	33 85	105	A Troy	71 75				
49	A Little Rock	54 71	74	H UT Arlington	49 73	105	H Troy	57 73				
			84	A Jacksonville	55 62	117	H Southern Miss.	48 57				
						140	A UCF	58 70				
						180	H Texas St.	44 57				
						196	A New Orleans	65 62				
						203	A UAB	41 66				
						235	H Southern U.	55 48				
						257	A Ga. Southern	55 46				
						257	H Ga. Southern	45 53				
						282	A Georgia St.	77 47				
						282	H Georgia St.	45 55				
						285	N North Florida	62 55				
						325	A Arkansas St.	53 56				
LAST 12 Division I GAMES:												
105	A Troy	71 75	74	H UT Arlington	49 73							
257	H Ga. Southern	45 53	282	A Georgia St.	77 47							
282	H Georgia St.	45 55	257	A Ga. Southern	55 46							
49	A Little Rock	54 71	105	H Troy	57 73							
325	A Arkansas St.	53 56	203	A UAB	41 66							
180	H Texas St.	44 57	36	H North Carolina St.	31 74							

Non-Div I Games: Spring Hill 38 33 William Carey 62 39

South Ala.

Loss, Non-Conf, S Site, H Home A Away N Neutral

Through Games of Feb. 9, 2017									
Average RPI Win: 89	WON-LOST	WINNING	LAST 10	STRENGTH OF	OPP. STRENGTH	TEAM	ADJ.	CONF.	ADJ CONF.
Average RPI Loss: 13	RECORD	PCT. RANK	GAMES	SCHEDULE	OF SCHEDULE	RPI	RPI	RPI	RPI
DIV. I ONLY	20- 2	7	9- 1	8	2	3	3	2	2
DIV. I NON-CONF.	10- 1	16	1- 0	17	2	3	3	2	2
-----									
TOTALS	RPI 1-25	RPI 26-50	W-L RECORDS		RPI 51-100	RPI 101-150	RPI 150+		
20- 2	6- 2	2- 0	OVERALL		4- 0	5- 0	3- 0		
10- 1	2- 1	0- 0	HOME		2- 0	4- 0	2- 0		
9- 1	3- 1	2- 0	AWAY		2- 0	1- 0	1- 0		
1- 0	1- 0	0- 0	NEUTRAL		0- 0	0- 0	0- 0		
10- 1	3- 1	1- 0	NON-CONFERENCE		1- 0	2- 0	3- 0		
6- 0	1- 0	0- 0	HOME		1- 0	2- 0	2- 0		
3- 1	1- 1	1- 0	AWAY		0- 0	0- 0	1- 0		
1- 0	1- 0	0- 0	NEUTRAL		0- 0	0- 0	0- 0		
10- 1	3- 1	1- 0	CONFERENCE		3- 0	3- 0	0- 0		
4- 1	1- 1	0- 0	HOME		1- 0	2- 0	0- 0		
6- 0	2- 0	1- 0	AWAY		2- 0	1- 0	0- 0		
0- 0	0- 0	0- 0	NEUTRAL		0- 0	0- 0	0- 0		

RPI	S	Opponent	Score	RPI	S	Opponent	Score	RPI	S	Opponent	Score	RPI	S	Opponent	Score
4	H	Mississippi St.	64 61	29	A	LSU	84 61	54	H	Minnesota	98 58	104	H	Ole Miss	65 46
9	A	Texas	76 67	31	A	Ohio St.	92 80	64	A	Florida	81 62	114	H	Clemson	83 61
11	A	Duke	63 74					98	A	Georgia	62 44	116	H	Alabama	93 45
12	H	UCLA	66 57					98	H	Georgia	66 63	120	A	Arkansas	79 49
13	N	Louisville	83 59									136	H	Maine	79 42
14	H	Tennessee	74 76									156	H	Hampton	92 38
16	A	Kentucky	75 63									272	A	Savannah St.	70 30
25	A	Auburn	73 47									312	H	Saint Peter's	93 38
LAST 12 Division I GAMES:															
120	A	Arkansas	79 49	29	A	LSU	84 61	98	H	Georgia	66 63	64	A	Florida	81 62
16	A	Kentucky	75 63	98	H	Georgia	66 63	25	A	Auburn	73 47	116	H	Alabama	93 45
14	H	Tennessee	74 76	64	A	Florida	81 62	25	A	Auburn	73 47	116	H	Alabama	93 45
98	A	Georgia	62 44	25	A	Auburn	73 47	116	H	Alabama	93 45	272	A	Savannah St.	70 30
4	H	Mississippi St.	64 61	116	H	Alabama	93 45								
104	H	Ole Miss	65 46	272	A	Savannah St.	70 30								

Non-Div I Games:

South Carolina

■ Loss, 
 ■ Non-Conf, S Site, 
 ■ Home 
 ■ Away 
 N Neutral

Average RPI Win:	306	WON-LOST	WINNING	LAST 10	STRENGTH OF	OPP. STRENGTH	TEAM	ADJ.	CONF.	ADJ CONF.
Average RPI Loss:	229	RECORD	PCT. RANK	GAMES	SCHEDULE	OF SCHEDULE	RPI	RPI	RPI	RPI
DIV. I ONLY	3- 15	324	2- 8	338	327	342	342	32	32	
DIV. I NON-CONF.	1- 8	314	0- 3	325	242	340	340	31	31	
TOTALS	RPI 1-25	RPI 26-50	W-L RECORDS	RPI 51-100	RPI 101-150	RPI 150+				
3- 15	0- 0	0- 0	OVERALL	0- 2	0- 1	3- 12				
1- 5	0- 0	0- 0	HOME	0- 0	0- 0	1- 5				
2- 9	0- 0	0- 0	AWAY	0- 2	0- 1	2- 6				
0- 1	0- 0	0- 0	NEUTRAL	0- 0	0- 0	0- 1				
1- 8	0- 0	0- 0	NON-CONFERENCE	0- 2	0- 1	1- 5				
0- 1	0- 0	0- 0	HOME	0- 0	0- 0	0- 1				
1- 6	0- 0	0- 0	AWAY	0- 2	0- 1	1- 3				
0- 1	0- 0	0- 0	NEUTRAL	0- 0	0- 0	0- 1				
2- 7	0- 0	0- 0	CONFERENCE	0- 0	0- 0	2- 7				
1- 4	0- 0	0- 0	HOME	0- 0	0- 0	1- 4				
1- 3	0- 0	0- 0	AWAY	0- 0	0- 0	1- 3				
0- 0	0- 0	0- 0	NEUTRAL	0- 0	0- 0	0- 0				

RPI S	Opponent	Score	RPI S	Opponent	Score	RPI S	Opponent	Score	RPI S	Opponent	Score	Team's RPI: 342
						86	A North Carolina	49 82	114	A Clemson	36 56	
						98	A Georgia	50 64	156	A Hampton	46 80	
									237	A Wofford	65 66	
									240	N Coastal Caro.	54 63	
									248	A UMES	67 60	
									251	A Howard	57 75	
									257	A Ga. Southern	58 74	
									258	H Bethune-Cookman	34 64	
									262	H Norfolk St.	53 68	
									269	A Coppin St.	54 70	
									272	H Savannah St.	49 60	
									276	A Charleston So.	62 67	
									317	H USC Upstate	67 73	
									323	A Winthrop	63 55	
									344	H Delaware St.	70 72	
									348	H Morgan St.	50 46	
LAST 12 Division I GAMES:												
262	H Norfolk St.	53 68	272	H Savannah St.	49 60							
251	A Howard	57 75	258	H Bethune-Cookman	34 64							
248	A UMES	67 60	269	A Coppin St.	54 70							
156	A Hampton	46 80	86	A North Carolina	49 82							
348	H Morgan St.	50 46	257	A Ga. Southern	58 74							
344	H Delaware St.	70 72	114	A Clemson	36 56							

Non-Div I Games: St. Andrews 72 35 Morris 85 57

South Carolina St.

Loss, Non-Conf, S Site, H Home A Away N Neutral

Average RPI Win:	188	WON-LOST	WINNING	LAST 10	STRENGTH OF	OPP. STRENGTH	TEAM	ADJ.	CONF.	ADJ CONF.
Average RPI Loss:	127	RECORD	PCT. RANK	GAMES	SCHEDULE	OF SCHEDULE	RPI	RPI	RPI	RPI
DIV. I ONLY	17- 5	27	7- 3	179	136	60	60	11	11	
DIV. I NON-CONF.	9- 2	37	1- 0	122	180	34	34	10	10	
TOTALS	RPI 1-25	RPI 26-50	W-L RECORDS	RPI 51-100	RPI 101-150	RPI 150+				
17- 5	0- 0	1- 1	OVERALL	2- 1	3- 2	11- 1				
8- 1	0- 0	1- 0	HOME	1- 1	1- 0	5- 0				
6- 4	0- 0	0- 1	AWAY	0- 0	2- 2	4- 1				
3- 0	0- 0	0- 0	NEUTRAL	1- 0	0- 0	2- 0				
9- 2	0- 0	0- 0	NON-CONFERENCE	1- 0	2- 2	6- 0				
3- 0	0- 0	0- 0	HOME	0- 0	1- 0	2- 0				
3- 2	0- 0	0- 0	AWAY	0- 0	1- 2	2- 0				
3- 0	0- 0	0- 0	NEUTRAL	1- 0	0- 0	2- 0				
8- 3	0- 0	1- 1	CONFERENCE	1- 1	1- 0	5- 1				
5- 1	0- 0	1- 0	HOME	1- 1	0- 0	3- 0				
3- 2	0- 0	0- 1	AWAY	0- 0	1- 0	2- 1				
0- 0	0- 0	0- 0	NEUTRAL	0- 0	0- 0	0- 0				

RPI S	Opponent	Score	RPI S	Opponent	Score	RPI S	Opponent	Score	RPI S	Opponent	Score
38	A South Dakota St.	58 70	38	H South Dakota St.	65 62	76	H IUPUI	75 62	103	A Wyoming	62 69
						77	N Northern Ill.	97 83	110	H SFA	80 74
						90	H Western Ill.	78 86	120	A Arkansas	67 70
									129	A Tulsa	71 68
									138	A Oral Roberts	69 47
									165	A Omaha	60 52
									166	A UC Riverside	61 55
									185	N Southern Ill.	68 57
									193	H Illinois	77 68
									206	H San Jose St.	84 69
									208	N SIUE	75 68
									283	A North Dakota St.	73 83
									283	H North Dakota St.	80 48
									288	A CSU Bakersfield	75 60
									303	A Denver	53 44
									303	H Denver	70 64
									324	H Fort Wayne	87 59
LAST 12 Division I GAMES:											
38	A South Dakota St.	58 70	138	A Oral Roberts	69 47						
303	A Denver	53 44	76	H IUPUI	75 62						
90	H Western Ill.	78 86	283	A North Dakota St.	73 83						
283	H North Dakota St.	80 48	38	H South Dakota St.	65 62						
324	H Fort Wayne	87 59	303	H Denver	70 64						
165	A Omaha	60 52	185	N Southern Ill.	68 57						

Non-Div I Games: Concordia-St. Paul 83 58 Northwestern (IA) 100 57

South Dakota

Loss, Non-Conf, S Site, H Home A Away N Neutral



Average RPI Win:	170	WON-LOST	WINNING	LAST 10	STRENGTH OF	OPP. STRENGTH	TEAM	ADJ.	CONF.	ADJ CONF.
Average RPI Loss:	58	RECORD	PCT. RANK	GAMES	SCHEDULE	OF SCHEDULE	RPI	RPI	RPI	RPI
DIV. I ONLY	18- 5	24	8- 2	102	91	38	38	11	11	
DIV. I NON-CONF.	9- 3	63	1- 0	35	27	18	18	10	10	
TOTALS	RPI 1-25	RPI 26-50	W-L RECORDS	RPI 51-100	RPI 101-150	RPI 150+				
18- 5	1- 2	0- 1	OVERALL	6- 1	2- 0	9- 1				
10- 1	1- 0	0- 1	HOME	4- 0	0- 0	5- 0				
7- 4	0- 2	0- 0	AWAY	2- 1	2- 0	3- 1				
1- 0	0- 0	0- 0	NEUTRAL	0- 0	0- 0	1- 0				
9- 3	1- 2	0- 1	NON-CONFERENCE	3- 0	1- 0	4- 0				
4- 1	1- 0	0- 1	HOME	1- 0	0- 0	2- 0				
4- 2	0- 2	0- 0	AWAY	2- 0	1- 0	1- 0				
1- 0	0- 0	0- 0	NEUTRAL	0- 0	0- 0	1- 0				
9- 2	0- 0	0- 0	CONFERENCE	3- 1	1- 0	5- 1				
6- 0	0- 0	0- 0	HOME	3- 0	0- 0	3- 0				
3- 2	0- 0	0- 0	AWAY	0- 1	1- 0	2- 1				
0- 0	0- 0	0- 0	NEUTRAL	0- 0	0- 0	0- 0				

RPI 1-25				RPI 26-50				Team's RPI: 38				RPI 51-100				RPI 101+			
RPI	S	Opponent	Score	RPI	S	Opponent	Score	RPI	S	Opponent	Score	RPI	S	Opponent	Score	RPI	S	Opponent	Score
13	A	Louisville	30 83	34	H	Green Bay	43 67	51	A	Iowa	66 64	138	A	Oral Roberts	78 57				
18	A	Oklahoma	60 74					52	H	George Washington	60 55	139	A	North Dakota	83 72				
22	H	Creighton	63 56					57	A	UNI	61 50	165	A	Omaha	82 83				
								60	A	South Dakota	62 65	165	H	Omaha	76 64				
								60	H	South Dakota	70 58	192	A	Wichita St.	78 58				
								76	H	IUPUI	68 49	208	H	SIUE	82 49				
								90	H	Western Ill.	73 58	283	A	North Dakota St.	69 66				
												283	H	North Dakota St.	70 44				
												294	H	Ark.-Pine Bluff	103 45				
												303	A	Denver	72 63				
												324	H	Fort Wayne	73 51				
												328	N	Montana	84 43				
LAST 12 Division I GAMES:																			
60	H	South Dakota	70 58	76	H	IUPUI	68 49												
283	H	North Dakota St.	70 44	165	H	Omaha	76 64												
165	A	Omaha	82 83	324	H	Fort Wayne	73 51												
90	H	Western Ill.	73 58	60	A	South Dakota	62 65												
303	A	Denver	72 63	283	A	North Dakota St.	69 66												
138	A	Oral Roberts	78 57	192	A	Wichita St.	78 58												

Non-Div I Games:

South Dakota St.

■ Loss, 
 ■ Non-Conf, S Site, 
 ■ Home 
 ■ Away 
 N Neutral

Average RPI Win: 151		WON-LOST	WINNING	LAST 10	STRENGTH OF	OPP. STRENGTH	TEAM	ADJ.	CONF.	ADJ CONF.
Average RPI Loss: 71		RECORD	PCT. RANK	GAMES	SCHEDULE	OF SCHEDULE	RPI	RPI	RPI	RPI
DIV. I ONLY		18- 4	16	7- 3	73	60	27	27	5	5
DIV. I NON-CONF.		11- 2	24	2- 1	144	87	51	51	5	5
TOTALS		RPI 1-25	RPI 26-50		W-L RECORDS		RPI 51-100	RPI 101-150	RPI 150+	
18- 4	1- 2	1- 0		OVERALL		4- 1	4- 0	8- 1		
9- 1	0- 1	0- 0		HOME		1- 0	3- 0	5- 0		
5- 2	1- 1	1- 0		AWAY		0- 0	1- 0	2- 1		
4- 1	0- 0	0- 0		NEUTRAL		3- 1	0- 0	1- 0		
11- 2	0- 1	0- 0		NON-CONFERENCE		4- 1	1- 0	6- 0		
5- 1	0- 1	0- 0		HOME		1- 0	1- 0	3- 0		
2- 0	0- 0	0- 0		AWAY		0- 0	0- 0	2- 0		
4- 1	0- 0	0- 0		NEUTRAL		3- 1	0- 0	1- 0		
7- 2	1- 1	1- 0		CONFERENCE		0- 0	3- 0	2- 1		
4- 0	0- 0	0- 0		HOME		0- 0	2- 0	2- 0		
3- 2	1- 1	1- 0		AWAY		0- 0	1- 0	0- 1		
0- 0	0- 0	0- 0		NEUTRAL		0- 0	0- 0	0- 0		

RPI 1-25				RPI 26-50				Team's RPI: 27				RPI 51-100				RPI 101+			
RPI	S	Opponent	Score	RPI	S	Opponent	Score	RPI	S	Opponent	Score	RPI	S	Opponent	Score	RPI	S	Opponent	Score
1	A	UConn	37 102	39	A	Tulane	62 53	80	N	UNLV	77 42	101	A	SMU	52 51				
13	H	Louisville	52 66					84	H	Jacksonville	64 52	129	H	Tulsa	84 68				
23	A	Temple	55 51					86	N	North Carolina	83 55	133	H	East Carolina	79 48				
								98	N	Georgia	81 65	135	H	Stetson	74 60				
								100	N	Long Beach St.	68 73	157	H	Cincinnati	72 52				
												158	N	Santa Clara	63 54				
												168	A	Memphis	57 62				
												168	H	Memphis	79 49				
												219	H	Saint Francis (PA)	129 80				
												233	A	Butler	74 59				
												271	H	FIU	91 41				
												285	H	North Florida	78 42				
												325	A	Arkansas St.	78 59				
LAST 12 Division I GAMES:																			
168	A	Memphis	57 62	133	H	East Carolina	79 48												
157	H	Cincinnati	72 52	1	A	UConn	37 102												
23	A	Temple	55 51	129	H	Tulsa	84 68												
101	A	SMU	52 51	39	A	Tulane	62 53												
13	H	Louisville	52 66	135	H	Stetson	74 60												
168	H	Memphis	79 49	80	N	UNLV	77 42												

Non-Div I Games:

South Fla.

■ Loss, 
 ■ Non-Conf, 
 ■ S Site, 
 ■ H Home 
 ■ A Away 
 N Neutral

Average RPI Win:	278	WON-LOST	WINNING	LAST 10	STRENGTH OF	OPP. STRENGTH	TEAM	ADJ.	CONF.	ADJ CONF.
Average RPI Loss:	193	RECORD	PCT. RANK	GAMES	SCHEDULE	OF SCHEDULE	RPI	RPI	RPI	RPI
DIV. I ONLY	8- 14	240	4- 6	276	312	284	284	26	26	
DIV. I NON-CONF.	4- 7	224	1- 0	273	302	289	289	26	26	
TOTALS	RPI 1-25	RPI 26-50	W-L RECORDS	RPI 51-100	RPI 101-150	RPI 150+				
8- 14	0- 0	0- 0	OVERALL	0- 2	0- 1	8- 11				
3- 7	0- 0	0- 0	HOME	0- 1	0- 1	3- 5				
4- 6	0- 0	0- 0	AWAY	0- 1	0- 0	4- 5				
1- 1	0- 0	0- 0	NEUTRAL	0- 0	0- 0	1- 1				
4- 7	0- 0	0- 0	NON-CONFERENCE	0- 1	0- 1	4- 5				
2- 3	0- 0	0- 0	HOME	0- 1	0- 1	2- 1				
1- 3	0- 0	0- 0	AWAY	0- 0	0- 0	1- 3				
1- 1	0- 0	0- 0	NEUTRAL	0- 0	0- 0	1- 1				
4- 7	0- 0	0- 0	CONFERENCE	0- 1	0- 0	4- 6				
1- 4	0- 0	0- 0	HOME	0- 0	0- 0	1- 4				
3- 3	0- 0	0- 0	AWAY	0- 1	0- 0	3- 2				
0- 0	0- 0	0- 0	NEUTRAL	0- 0	0- 0	0- 0				

RPI 1-25				RPI 26-50				RPI 51-100				RPI 101+				Team's RPI: 284	
RPI	S	Opponent	Score	RPI	S	Opponent	Score	RPI	S	Opponent	Score	RPI	S	Opponent	Score		
								79	A	Belmont	77	89	119	H	Saint Louis	50	89
								90	H	Western Ill.	87	100	157	H	Cincinnati	75	83
													168	A	Memphis	63	65
													173	A	Xavier	48	54
													185	A	Southern Ill.	70	77
													188	H	Morehead St.	72	82
													191	N	Louisiana	78	82
													208	A	SIUE	69	70
													236	A	Tennessee St.	75	67
													244	H	Murray St.	79	70
													246	A	Austin Peay	74	84
													259	A	UT Martin	82	79
													263	A	Jacksonville St.	65	58
													270	A	Evansville	76	74
													279	H	Tennessee Tech	63	74
													298	H	Lipscomb	79	63
													299	H	Eastern Ill.	62	71
													302	N	Alcorn	68	50
													313	H	Eastern Ky.	63	74
													349	H	Alabama A&M	75	47
LAST 12 Division I GAMES:																	
188	H	Morehead St.	72	82	259	A	UT Martin	82	79								
263	A	Jacksonville St.	65	58	79	A	Belmont	77	89								
246	A	Austin Peay	74	84	236	A	Tennessee St.	75	67								
244	H	Murray St.	79	70	313	H	Eastern Ky.	63	74								
299	H	Eastern Ill.	62	71	279	H	Tennessee Tech	63	74								
208	A	SIUE	69	70	349	H	Alabama A&M	75	47								

Non-Div I Games: Hannibal-La Grange 99 52 Stephens College 107 59

Southeast Mo. St.

■ Loss, 
 ■ Non-Conf, 
 ■ S Site, 
 ■ Home 
 ■ A Away 
 N Neutral

Average RPI Win: <b>299</b>	WON-LOST	WINNING	LAST 10	STRENGTH OF	OPP. STRENGTH	TEAM	ADJ.	CONF.	ADJ CONF.
Average RPI Loss: <b>197</b>	RECORD	PCT. RANK	GAMES	SCHEDULE	OF SCHEDULE	RPI	RPI	RPI	RPI
DIV. I ONLY	3- 18	329	2- 8	290	305	334	334	27	27
DIV. I NON-CONF.	1- 9	323	0- 1	124	240	303	303	27	27
TOTALS	RPI 1-25	RPI 26-50	W-L RECORDS	RPI 51-100	RPI 101-150	RPI 150+			
3- 18	0- 1	0- 0	OVERALL	0- 3	0- 4	3- 10			
2- 5	0- 0	0- 0	HOME	0- 0	0- 1	2- 4			
1- 13	0- 1	0- 0	AWAY	0- 3	0- 3	1- 6			
0- 0	0- 0	0- 0	NEUTRAL	0- 0	0- 0	0- 0			
1- 9	0- 1	0- 0	NON-CONFERENCE	0- 3	0- 1	1- 4			
1- 1	0- 0	0- 0	HOME	0- 0	0- 0	1- 1			
0- 8	0- 1	0- 0	AWAY	0- 3	0- 1	0- 3			
0- 0	0- 0	0- 0	NEUTRAL	0- 0	0- 0	0- 0			
2- 9	0- 0	0- 0	CONFERENCE	0- 0	0- 3	2- 6			
1- 4	0- 0	0- 0	HOME	0- 0	0- 1	1- 3			
1- 5	0- 0	0- 0	AWAY	0- 0	0- 2	1- 3			
0- 0	0- 0	0- 0	NEUTRAL	0- 0	0- 0	0- 0			

RPI 1-25				RPI 26-50				RPI 51-100				RPI 101+ Team's RPI: 334			
RPI	S	Opponent	Score	RPI	S	Opponent	Score	RPI	S	Opponent	Score	RPI	S	Opponent	Score
5	A	Baylor	38 <b>109</b>					64	A	Florida	51 <b>102</b>	104	A	Ole Miss	31 <b>81</b>
								66	A	Colorado St.	31 <b>77</b>	113	A	Central Ark.	55 <b>77</b>
								88	A	Colorado	54 <b>112</b>	128	A	Lamar University	68 <b>86</b>
												131	H	Abilene Christian	57 <b>82</b>
												163	A	Houston	80 <b>83</b>
												191	A	Louisiana	77 <b>86</b>
												249	H	Grambling	71 <b>87</b>
												258	H	Bethune-Cookman	75 63
												261	H	McNeese	83 <b>86</b>
												301	H	Northwestern St.	69 58
												305	A	A&M-Corpus Christi	61 <b>77</b>
												307	H	Nicholls St.	60 <b>76</b>
												336	A	Incarinate Word	56 <b>96</b>
												336	H	Incarinate Word	76 <b>85</b>
												337	A	Houston Baptist	87 71
												343	A	Sam Houston St.	61 <b>68</b>
												347	A	Jackson St.	66 <b>83</b>
LAST 12 Division I GAMES:															
113	A	Central Ark.	55 <b>77</b>	305	A	A&M-Corpus Christi	61 <b>77</b>								
307	H	Nicholls St.	60 <b>76</b>	128	A	Lamar University	68 <b>86</b>								
343	A	Sam Houston St.	61 <b>68</b>	337	A	Houston Baptist	87 71								
301	H	Northwestern St.	69 58	336	H	Incarinate Word	76 <b>85</b>								
336	A	Incarinate Word	56 <b>96</b>	131	H	Abilene Christian	57 <b>82</b>								
261	H	McNeese	83 <b>86</b>	64	A	Florida	51 <b>102</b>								

Non-Div I Games: Mobile 67 52

Southeastern La.

■ Loss, 
 ■ Non-Conf, S Site, 
 ■ Home 
 ■ Away 
 N Neutral

Average RPI Win:	170	WON-LOST	WINNING	LAST 10	STRENGTH OF	OPP. STRENGTH	TEAM	ADJ.	CONF.	ADJ CONF.
Average RPI Loss:	31	RECORD	PCT. RANK	GAMES	SCHEDULE	OF SCHEDULE	RPI	RPI	RPI	RPI
DIV. I ONLY	12- 11	161	2- 8	37	17	75	75	1	1	
DIV. I NON-CONF.	9- 2	37	0- 0	161	131	59	59	1	1	
<hr/>										
TOTALS	RPI 1-25	RPI 26-50	W-L RECORDS	RPI 51-100	RPI 101-150	RPI 150+				
12- 11	2- 6	0- 2	OVERALL	2- 3	1- 0	7- 0				
7- 5	1- 3	0- 1	HOME	2- 1	1- 0	3- 0				
3- 6	1- 3	0- 1	AWAY	0- 2	0- 0	2- 0				
2- 0	0- 0	0- 0	NEUTRAL	0- 0	0- 0	2- 0				
9- 2	1- 1	0- 0	NON-CONFERENCE	1- 1	0- 0	7- 0				
4- 1	0- 1	0- 0	HOME	1- 0	0- 0	3- 0				
3- 1	1- 0	0- 0	AWAY	0- 1	0- 0	2- 0				
2- 0	0- 0	0- 0	NEUTRAL	0- 0	0- 0	2- 0				
3- 9	1- 5	0- 2	CONFERENCE	1- 2	1- 0	0- 0				
3- 4	1- 2	0- 1	HOME	1- 1	1- 0	0- 0				
0- 5	0- 3	0- 1	AWAY	0- 1	0- 0	0- 0				
0- 0	0- 0	0- 0	NEUTRAL	0- 0	0- 0	0- 0				

RPI 1-25				RPI 26-50				RPI 51-100 Team's RPI: 75				RPI 101+			
RPI	S	Opponent	Score	RPI	S	Opponent	Score	RPI	S	Opponent	Score	RPI	S	Opponent	Score
4	H	Mississippi St.	72 76	37	H	Oregon	53 59	55	A	Washington St.	57 74	123	H	Arizona	58 54
6	H	Oregon St.	60 74	40	A	California	56 63	72	H	Utah	53 58	152	N	Missouri St.	89 67
8	A	Washington	67 77					80	A	UNLV	66 77	166	H	UC Riverside	67 49
10	A	Stanford	42 58					88	H	Colorado	79 54	234	H	Hawaii	76 44
12	A	UCLA	67 71					100	H	Long Beach St.	82 74	249	H	Grambling	75 64
12	H	UCLA	59 74									275	N	Portland	67 54
20	A	Texas A&M	66 62									278	A	Sacramento St.	111 95
24	H	Arizona St.	65 50									327	A	UC Irvine	83 45
<hr/>															
LAST 12 Division I GAMES:															
40	A	California	56 63	6	H	Oregon St.	60 74								
10	A	Stanford	42 58	37	H	Oregon	53 59								
24	H	Arizona St.	65 50	55	A	Washington St.	57 74								
123	H	Arizona	58 54	8	A	Washington	67 77								
12	A	UCLA	67 71	72	H	Utah	53 58								
12	H	UCLA	59 74	88	H	Colorado	79 54								

Non-Div I Games:

Southern California

■ Loss, 
■ Non-Conf, 
■ S Site, 
■ H Home 
■ A Away 
N Neutral

Average RPI Win:	221	WON-LOST	WINNING	LAST 10	STRENGTH OF	OPP. STRENGTH	TEAM	ADJ.	CONF.	ADJ CONF.
Average RPI Loss:	136	RECORD	PCT. RANK	GAMES	SCHEDULE	OF SCHEDULE	RPI	RPI	RPI	RPI
DIV. I ONLY	10- 11	194	4- 6	170	159	185	185	16	16	
DIV. I NON-CONF.	5- 5	165	0- 1	198	186	173	173	14	14	
TOTALS	RPI 1-25	RPI 26-50	W-L RECORDS	RPI 51-100	RPI 101-150	RPI 150+				
10- 11	0- 1	0- 2	OVERALL	2- 2	0- 0	8- 6				
6- 4	0- 0	0- 1	HOME	1- 0	0- 0	5- 3				
4- 6	0- 1	0- 1	AWAY	1- 1	0- 0	3- 3				
0- 1	0- 0	0- 0	NEUTRAL	0- 1	0- 0	0- 0				
5- 5	0- 1	0- 0	NON-CONFERENCE	1- 1	0- 0	4- 3				
3- 1	0- 0	0- 0	HOME	0- 0	0- 0	3- 1				
2- 3	0- 1	0- 0	AWAY	1- 0	0- 0	1- 2				
0- 1	0- 0	0- 0	NEUTRAL	0- 1	0- 0	0- 0				
5- 6	0- 0	0- 2	CONFERENCE	1- 1	0- 0	4- 3				
3- 3	0- 0	0- 1	HOME	1- 0	0- 0	2- 2				
2- 3	0- 0	0- 1	AWAY	0- 1	0- 0	2- 1				
0- 0	0- 0	0- 0	NEUTRAL	0- 0	0- 0	0- 0				

RPI 1-25				RPI 26-50				RPI 51-100				RPI 101+ Team's RPI: 185			
RPI	S	Opponent	Score	RPI	S	Opponent	Score	RPI	S	Opponent	Score	RPI	S	Opponent	Score
18	A	Oklahoma	48 80	32	A	Drake	59 75	57	A	UNI	49 79	152	H	Missouri St.	60 78
				32	H	Drake	60 71	57	H	UNI	64 59	168	H	Memphis	69 61
								60	N	South Dakota	57 68	192	H	Wichita St.	77 54
								95	A	Purdue	64 61	200	H	Indiana St.	53 68
												203	H	UAB	49 64
												208	A	SIUE	59 60
												226	A	Bradley	66 57
												244	H	Murray St.	70 63
												259	A	UT Martin	68 76
												270	A	Evansville	60 63
												284	H	Southeast Mo. St.	77 70
												309	A	UMKC	77 69
												316	H	Loyola Chicago	73 57
												318	A	Illinois St.	63 56
LAST 12 Division I GAMES:															
57	H	UNI	64 59	192	H	Wichita St.	77 54								
32	H	Drake	60 71	32	A	Drake	59 75								
318	A	Illinois St.	63 56	57	A	UNI	49 79								
226	A	Bradley	66 57	200	H	Indiana St.	53 68								
270	A	Evansville	60 63	316	H	Loyola Chicago	73 57								
152	H	Missouri St.	60 78	60	N	South Dakota	57 68								

Non-Div I Games: Brescia 104 35

Southern Ill.

■ Loss, 
 ■ Non-Conf, 
 ■ S Site, 
 ■ Home 
 ■ A Away 
 N Neutral

Average RPI Win:	209	WON-LOST	WINNING	LAST 10	STRENGTH OF	OPP. STRENGTH	TEAM	ADJ.	CONF.	ADJ CONF.
Average RPI Loss:	117	RECORD	PCT. RANK	GAMES	SCHEDULE	OF SCHEDULE	RPI	RPI	RPI	RPI
DIV. I ONLY	13- 9	125	6- 4	131	154	117	117	14	14	
DIV. I NON-CONF.	7- 4	114	0- 1	170	183	140	140	16	16	
TOTALS	RPI 1-25	RPI 26-50	W-L RECORDS	RPI 51-100	RPI 101-150	RPI 150+				
13- 9	0- 1	0- 2	OVERALL	1- 2	2- 0	10- 4				
8- 2	0- 1	0- 0	HOME	1- 1	1- 0	6- 0				
4- 5	0- 0	0- 0	AWAY	0- 0	1- 0	3- 0				
1- 2	0- 0	0- 1	NEUTRAL	0- 0	0- 0	1- 1				
7- 4	0- 1	0- 2	NON-CONFERENCE	0- 0	0- 0	7- 1				
5- 1	0- 1	0- 0	HOME	0- 0	0- 0	5- 0				
1- 1	0- 0	0- 1	AWAY	0- 0	0- 0	1- 0				
1- 2	0- 0	0- 1	NEUTRAL	0- 0	0- 0	1- 1				
6- 5	0- 0	0- 0	CONFERENCE	1- 2	2- 0	3- 3				
3- 1	0- 0	0- 0	HOME	1- 1	1- 0	1- 0				
3- 4	0- 0	0- 0	AWAY	0- 1	1- 0	2- 3				
0- 0	0- 0	0- 0	NEUTRAL	0- 0	0- 0	0- 0				

RPI	S	Opponent	Score	RPI	S	Opponent	Score	RPI	S	Opponent	Score	RPI	S	Opponent	Score	Team's RPI: 117
4	H	Mississippi St.	50 72	39	A	Tulane	67 86	81	A	Western Ky.	53 79	132	H	Old Dominion	84 69	
				40	N	California	51 71	89	H	Charlotte	61 78	150	A	UTSA	69 68	
								93	H	Middle Tenn.	81 61	159	A	Louisiana Tech	61 72	
												173	N	Xavier	73 59	
												176	A	Rice	68 76	
												191	H	Louisiana	71 49	
												196	H	New Orleans	78 53	
												201	A	North Texas	62 75	
												203	H	UAB	64 59	
												212	H	Alabama St.	70 43	
												245	A	Marshall	82 78	
												247	A	South Ala.	57 48	
												266	N	Northern Ky.	53 58	
												280	H	Mississippi Val.	83 55	
												287	A	UTEP	79 68	
												302	H	Alcorn	99 56	
LAST 12 Division I GAMES:																
81	A	Western Ky.	53 79	89	H	Charlotte	61 78	132	H	Old Dominion	84 69	287	A	UTEP	79 68	
245	A	Marshall	82 78	150	A	UTSA	69 68	159	A	Louisiana Tech	61 72	266	N	Northern Ky.	53 58	
203	H	UAB	64 59	176	A	Rice	68 76	191	H	Louisiana	71 49					
93	H	Middle Tenn.	81 61	196	H	New Orleans	78 53									
176	A	Rice	68 76													
201	A	North Texas	62 75													

Non-Div I Games: William Carey 92 39

Southern Miss.

Average RPI Win:	295	WON-LOST	WINNING	LAST 10	STRENGTH OF	OPP. STRENGTH	TEAM	ADJ.	CONF.	ADJ CONF.
Average RPI Loss:	146	RECORD	PCT. RANK	GAMES	SCHEDULE	OF SCHEDULE	RPI	RPI	RPI	RPI
DIV. I ONLY	7- 10	221	6- 4	266	288	235	235	30	30	
DIV. I NON-CONF.	1- 6	310	0- 2	43	26	220	220	30	30	
TOTALS	RPI 1-25	RPI 26-50	W-L RECORDS	RPI 51-100	RPI 101-150	RPI 150+				
7- 10	0- 2	0- 2	OVERALL	0- 0	0- 1	7- 5				
4- 2	0- 0	0- 0	HOME	0- 0	0- 0	4- 2				
3- 7	0- 0	0- 0	AWAY	0- 0	0- 0	3- 1				
0- 1	0- 1	0- 0	NEUTRAL	0- 0	0- 0	0- 0				
1- 6	0- 2	0- 2	NON-CONFERENCE	0- 0	0- 1	1- 1				
1- 0	0- 0	0- 0	HOME	0- 0	0- 0	1- 0				
0- 5	0- 1	0- 2	AWAY	0- 0	0- 1	0- 1				
0- 1	0- 1	0- 0	NEUTRAL	0- 0	0- 0	0- 0				
6- 4	0- 0	0- 0	CONFERENCE	0- 0	0- 0	6- 4				
3- 2	0- 0	0- 0	HOME	0- 0	0- 0	3- 2				
3- 2	0- 0	0- 0	AWAY	0- 0	0- 0	3- 2				
0- 0	0- 0	0- 0	NEUTRAL	0- 0	0- 0	0- 0				

RPI 1-25				RPI 26-50				RPI 51-100				RPI 101+ Team's RPI: 235			
RPI	S	Opponent	Score	RPI	S	Opponent	Score	RPI	S	Opponent	Score	RPI	S	Opponent	Score
12	A	UCLA	47 95	31	A	Ohio St.	73 108					133	A	East Carolina	55 62
20	N	Texas A&M	58 81	46	A	Michigan St.	55 70					207	H	Texas Southern	71 77
												212	A	Alabama St.	70 75
												247	A	South Ala.	48 55
												249	A	Grambling	71 68
												249	H	Grambling	63 70
												258	H	Bethune-Cookman	61 59
												280	H	Mississippi Val.	51 44
												289	H	Prairie View	86 72
												294	H	Ark.-Pine Bluff	67 50
												302	A	Alcorn	63 69
												347	A	Jackson St.	85 56
												349	A	Alabama A&M	66 54
LAST 12 Division I GAMES:															
249	H	Grambling	63 70	347	A	Jackson St.	85 56								
302	A	Alcorn	63 69	249	A	Grambling	71 68								
212	A	Alabama St.	70 75	207	H	Texas Southern	71 77								
349	A	Alabama A&M	66 54	289	H	Prairie View	86 72								
280	H	Mississippi Val.	51 44	133	A	East Carolina	55 62								
294	H	Ark.-Pine Bluff	67 50	20	N	Texas A&M	58 81								

Non-Div I Games: Spring Hill 68 53

Southern U.



## Southern Utah

Through Games Of Feb. 5, 2017

Average RPI Win:	254	WON-LOST	WINNING	LAST 10	STRENGTH OF	OPP. STRENGTH	TEAM	ADJ.	CONF.	ADJ CONF.
Average RPI Loss:	170	RECORD	PCT. RANK	GAMES	SCHEDULE	OF SCHEDULE	RPI	RPI	RPI	RPI
DIV. I ONLY	4- 17	317	0- 10	145	269	273	273	18	18	
DIV. I NON-CONF.	4- 6	209	1- 0	166	247	179	179	18	18	
TOTALS	RPI 1-25	RPI 26-50	W-L RECORDS	RPI 51-100	RPI 101-150	RPI 150+				
4- 17	0- 1	0- 0	OVERALL	0- 1	0- 8	4- 7				
0- 10	0- 0	0- 0	HOME	0- 0	0- 5	0- 5				
4- 7	0- 1	0- 0	AWAY	0- 1	0- 3	4- 2				
0- 0	0- 0	0- 0	NEUTRAL	0- 0	0- 0	0- 0				
4- 6	0- 1	0- 0	NON-CONFERENCE	0- 1	0- 2	4- 2				
0- 3	0- 0	0- 0	HOME	0- 0	0- 1	0- 2				
4- 3	0- 1	0- 0	AWAY	0- 1	0- 1	4- 0				
0- 0	0- 0	0- 0	NEUTRAL	0- 0	0- 0	0- 0				
0- 11	0- 0	0- 0	CONFERENCE	0- 0	0- 6	0- 5				
0- 7	0- 0	0- 0	HOME	0- 0	0- 4	0- 3				
0- 4	0- 0	0- 0	AWAY	0- 0	0- 2	0- 2				
0- 0	0- 0	0- 0	NEUTRAL	0- 0	0- 0	0- 0				

RPI 1-25				RPI 26-50				RPI 51-100				RPI 101+ Team's RPI: 273			
RPI	S	Opponent	Score	RPI	S	Opponent	Score	RPI	S	Opponent	Score	RPI	S	Opponent	Score
6	A	Oregon St.	38 77					72	A	Utah	43 69	103	A	Wyoming	48 68
												109	A	Northern Colo.	55 74
												109	H	Northern Colo.	53 83
												123	H	Arizona	65 77
												139	A	North Dakota	70 75
												139	H	North Dakota	65 68
												141	H	Idaho	68 85
												143	H	Eastern Wash.	66 67
												190	H	Idaho St.	68 71
												197	A	CSUN	77 71
												202	A	Utah St.	70 54
												222	H	Grand Canyon	73 76
												228	H	Weber St.	68 73
												253	A	Portland St.	74 81
												278	A	Sacramento St.	69 81
												288	A	CSU Bakersfield	65 59
												296	H	Northern Ariz.	68 77
												327	A	UC Irvine	70 58
												331	H	Utah Valley	64 70
LAST 12 Division I GAMES:															
190	H	Idaho St.	68 71	253	A	Portland St.	74 81								
228	H	Weber St.	68 73	278	A	Sacramento St.	69 81								
109	A	Northern Colo.	55 74	139	H	North Dakota	65 68								
139	A	North Dakota	70 75	109	H	Northern Colo.	53 83								
143	H	Eastern Wash.	66 67	296	H	Northern Ariz.	68 77								
141	H	Idaho	68 85	197	A	CSUN	77 71								

Non-Div I Games: Antelope Valley 89 76

Southern Utah

■ Loss, 
 ■ Non-Conf, S Site, 
 ■ Home 
 ■ Away 
 N Neutral

## St. Bonaventure

Through Games Of Feb. 5, 2017

Average RPI Win:	222	WON-LOST	WINNING	LAST 10	STRENGTH OF	OPP. STRENGTH	TEAM	ADJ.	CONF.	ADJ CONF.
Average RPI Loss:	140	RECORD	PCT. RANK	GAMES	SCHEDULE	OF SCHEDULE	RPI	RPI	RPI	RPI
DIV. I ONLY	9- 14	231	3- 7	188	148	217	217	12	12	
DIV. I NON-CONF.	5- 7	205	0- 1	174	200	204	204	12	12	
TOTALS	RPI 1-25	RPI 26-50	W-L RECORDS	RPI 51-100	RPI 101-150	RPI 150+				
9- 14	0- 0	0- 0	OVERALL	0- 4	2- 5	7- 5				
6- 4	0- 0	0- 0	HOME	0- 2	1- 1	5- 1				
1- 10	0- 0	0- 0	AWAY	0- 2	0- 4	1- 4				
2- 0	0- 0	0- 0	NEUTRAL	0- 0	1- 0	1- 0				
5- 7	0- 0	0- 0	NON-CONFERENCE	0- 3	1- 1	4- 3				
3- 2	0- 0	0- 0	HOME	0- 1	0- 0	3- 1				
0- 5	0- 0	0- 0	AWAY	0- 2	0- 1	0- 2				
2- 0	0- 0	0- 0	NEUTRAL	0- 0	1- 0	1- 0				
4- 7	0- 0	0- 0	CONFERENCE	0- 1	1- 4	3- 2				
3- 2	0- 0	0- 0	HOME	0- 1	1- 1	2- 0				
1- 5	0- 0	0- 0	AWAY	0- 0	0- 3	1- 2				
0- 0	0- 0	0- 0	NEUTRAL	0- 0	0- 0	0- 0				

RPI 1-25				RPI 26-50				RPI 51-100				RPI 101+ Team's RPI: 217					
RPI	S	Opponent	Score	RPI	S	Opponent	Score	RPI	S	Opponent	Score	RPI	S	Opponent	Score		
								59	H	Bucknell	35	57	108	H	Duquesne	69	56
								62	H	Dayton	60	62	111	A	Saint Joseph's	53	70
								69	A	Buffalo	47	68	112	A	Delaware	40	43
								87	A	Toledo	50	74	115	A	Fordham	45	57
													115	H	Fordham	44	60
													119	A	Saint Louis	49	64
													126	N	Rider	60	47
													155	A	George Mason	49	52
													161	H	Albany (NY)	67	59
													216	A	Niagara	43	65
													229	H	Colgate	70	57
													238	H	Canisius	57	74
													241	A	Richmond	54	61
													246	N	Austin Peay	58	57
													254	H	Stony Brook	51	37
													264	A	Eastern Mich.	56	75
													281	H	Davidson	70	51
													295	A	Massachusetts	55	38
													300	H	Rhode Island	78	69
LAST 12 Division I GAMES:																	
				115	A	Fordham	45	57		119	A	Saint Louis	49	64			
				111	A	Saint Joseph's	53	70		241	A	Richmond	54	61			
				281	H	Davidson	70	51		62	H	Dayton	60	62			
				108	H	Duquesne	69	56		155	A	George Mason	49	52			
				295	A	Massachusetts	55	38		300	H	Rhode Island	78	69			
				115	H	Fordham	44	60		69	A	Buffalo	47	68			

Non-Div I Games:

St. Bonaventure

■ Loss, 
■ Non-Conf, 
■ S Site, 
■ H Home 
■ A Away 
N Neutral

Average RPI Win:	<b>288</b>	WON-LOST	WINNING	LAST 10	STRENGTH OF	OPP. STRENGTH	TEAM	ADJ.	CONF.	ADJ CONF.
Average RPI Loss:	<b>216</b>	RECORD	PCT. RANK	GAMES	SCHEDULE	OF SCHEDULE	RPI	RPI	RPI	RPI
DIV. I ONLY	<b>6- 16</b>	<b>287</b>	<b>3- 7</b>	<b>298</b>	<b>341</b>	<b>320</b>	<b>320</b>	<b>31</b>	<b>31</b>	
DIV. I NON-CONF.	<b>2- 9</b>	<b>293</b>	<b>0- 1</b>	<b>191</b>	<b>276</b>	<b>314</b>	<b>314</b>	<b>32</b>	<b>32</b>	
TOTALS	RPI 1-25	RPI 26-50	W-L RECORDS	RPI 51-100	RPI 101-150	RPI 150+				
6- 16	0- 0	0- 1	OVERALL	0- 1	0- 2	6- 12				
3- 7	0- 0	0- 0	HOME	0- 0	0- 0	3- 7				
3- 8	0- 0	0- 1	AWAY	0- 1	0- 2	3- 4				
0- 1	0- 0	0- 0	NEUTRAL	0- 0	0- 0	0- 1				
2- 9	0- 0	0- 1	NON-CONFERENCE	0- 1	0- 2	2- 5				
2- 2	0- 0	0- 0	HOME	0- 0	0- 0	2- 2				
0- 6	0- 0	0- 1	AWAY	0- 1	0- 2	0- 2				
0- 1	0- 0	0- 0	NEUTRAL	0- 0	0- 0	0- 1				
4- 7	0- 0	0- 0	CONFERENCE	0- 0	0- 0	4- 7				
1- 5	0- 0	0- 0	HOME	0- 0	0- 0	1- 5				
3- 2	0- 0	0- 0	AWAY	0- 0	0- 0	3- 2				
0- 0	0- 0	0- 0	NEUTRAL	0- 0	0- 0	0- 0				

RPI 1-25				RPI 26-50				RPI 51-100				RPI 101+				Team's RPI: 320	
RPI	S	Opponent	Score	RPI	S	Opponent	Score	RPI	S	Opponent	Score	RPI	S	Opponent	Score		
				41	A	James Madison	57 83	88	A	Colorado	54 81	126	A	Rider	60 77		
												147	A	Iona	46 62		
												172	A	Army West Point	46 69		
												177	N	Boston College	58 73		
												194	H	Sacred Heart	74 81		
												219	A	Saint Francis (PA)	62 79		
												221	A	Robert Morris	56 49		
												221	H	Robert Morris	54 61		
												224	H	Monmouth	87 78		
												239	A	Loyola Maryland	60 69		
												251	H	Howard	63 78		
												265	H	Manhattan	52 55		
												293	H	Bryant	63 47		
												311	H	Central Conn. St.	53 61		
												312	H	Saint Peter's	58 52		
												321	H	Mt. St. Mary's	44 62		
												333	A	LIU Brooklyn	56 54		
												340	A	Wagner	45 58		
												346	A	Fairleigh Dickinson	66 59		
												346	H	Fairleigh Dickinson	58 59		
LAST 12 Division I GAMES:																	
				221	H	Robert Morris	54 61	333	A	LIU Brooklyn	56 54						
				340	A	Wagner	45 58	219	A	Saint Francis (PA)	62 79						
				346	H	Fairleigh Dickinson	58 59	221	A	Robert Morris	56 49						
				346	A	Fairleigh Dickinson	66 59	311	H	Central Conn. St.	53 61						
				321	H	Mt. St. Mary's	44 62	293	H	Bryant	63 47						
				194	H	Sacred Heart	74 81	126	A	Rider	60 77						

Non-Div I Games:

St. Francis Brooklyn

■ Loss, 
 ■ Non-Conf, 
 ■ S Site, 
 ■ H Home 
 ■ A Away 
 N Neutral

Average RPI Win:	155	WON-LOST	WINNING	LAST 10	STRENGTH OF	OPP. STRENGTH	TEAM	ADJ.	CONF.	ADJ CONF.
Average RPI Loss:	57	RECORD	PCT. RANK	GAMES	SCHEDULE	OF SCHEDULE	RPI	RPI	RPI	RPI
DIV. I ONLY	16- 8	82	6- 4	88	55	67	67	7	7	
DIV. I NON-CONF.	8- 3	67	0- 0	142	47	93	93	7	7	
TOTALS	RPI 1-25	RPI 26-50	W-L RECORDS	RPI 51-100	RPI 101-150	RPI 150+				
16- 8	0- 5	4- 0	OVERALL	1- 1	2- 1	9- 1				
9- 4	0- 3	2- 0	HOME	0- 0	0- 1	7- 0				
6- 3	0- 1	2- 0	AWAY	0- 1	2- 0	2- 1				
1- 1	0- 1	0- 0	NEUTRAL	1- 0	0- 0	0- 0				
8- 3	0- 2	1- 0	NON-CONFERENCE	1- 0	2- 1	4- 0				
5- 2	0- 1	1- 0	HOME	0- 0	0- 1	4- 0				
2- 0	0- 0	0- 0	AWAY	0- 0	2- 0	0- 0				
1- 1	0- 1	0- 0	NEUTRAL	1- 0	0- 0	0- 0				
8- 5	0- 3	3- 0	CONFERENCE	0- 1	0- 0	5- 1				
4- 2	0- 2	1- 0	HOME	0- 0	0- 0	3- 0				
4- 3	0- 1	2- 0	AWAY	0- 1	0- 0	2- 1				
0- 0	0- 0	0- 0	NEUTRAL	0- 0	0- 0	0- 0				

RPI 1-25				RPI 26-50				RPI 51-100				RPI 101+			
RPI	S	Opponent	Score	RPI	S	Opponent	Score	RPI	S	Opponent	Score	RPI	S	Opponent	Score
15	A	DePaul	51 54	41	H	James Madison	74 63	68	A	Villanova	50 55	108	H	Duquesne	65 71
15	H	DePaul	66 78	43	A	Marquette	82 72	70	N	Virginia	66 55	115	A	Fordham	59 45
21	H	Miami (FL)	50 62	43	H	Marquette	70 64					134	A	William & Mary	73 57
22	H	Creighton	43 55	47	A	Georgetown	71 66					161	H	Albany (NY)	54 36
24	N	Arizona St.	41 54									170	H	Providence	60 50
												173	A	Xavier	65 48
												173	H	Xavier	64 55
												184	A	Seton Hall	59 64
												189	H	Rutgers	65 39
												233	A	Butler	62 41
												233	H	Butler	62 55
												322	H	Lafayette	64 46
												340	H	Wagner	62 34
LAST 12 Division I GAMES:															
43	A	Marquette	82 72	68	A	Villanova	50 55								
15	A	DePaul	51 54	47	A	Georgetown	71 66								
173	H	Xavier	64 55	15	H	DePaul	66 78								
233	H	Butler	62 55	43	H	Marquette	70 64								
170	H	Providence	60 50	233	A	Butler	62 41								
22	H	Creighton	43 55	173	A	Xavier	65 48								

Non-Div I Games:

St. John's (NY)

■ Loss, 
 ■ Non-Conf, 
 ■ S Site, 
 ■ H Home 
 ■ A Away 
 N Neutral

Average RPI Win:	202	WON-LOST	WINNING	LAST 10	STRENGTH OF	OPP. STRENGTH	TEAM	ADJ.	CONF.	ADJ CONF.
Average RPI Loss:	104	RECORD	PCT. RANK	GAMES	SCHEDULE	OF SCHEDULE	RPI	RPI	RPI	RPI
DIV. I ONLY	14- 9	117	8- 2	175	102	125	125	15	15	
DIV. I NON-CONF.	5- 6	186	0- 0	148	32	152	152	13	13	
TOTALS	RPI 1-25	RPI 26-50	W-L RECORDS	RPI 51-100	RPI 101-150	RPI 150+				
14- 9	0- 0	0- 1	OVERALL	0- 6	3- 0	11- 2				
7- 5	0- 0	0- 1	HOME	0- 3	2- 0	5- 1				
7- 4	0- 0	0- 0	AWAY	0- 3	1- 0	6- 1				
0- 0	0- 0	0- 0	NEUTRAL	0- 0	0- 0	0- 0				
5- 6	0- 0	0- 1	NON-CONFERENCE	0- 4	1- 0	4- 1				
1- 4	0- 0	0- 1	HOME	0- 2	1- 0	0- 1				
4- 2	0- 0	0- 0	AWAY	0- 2	0- 0	4- 0				
0- 0	0- 0	0- 0	NEUTRAL	0- 0	0- 0	0- 0				
9- 3	0- 0	0- 0	CONFERENCE	0- 2	2- 0	7- 1				
6- 1	0- 0	0- 0	HOME	0- 1	1- 0	5- 0				
3- 2	0- 0	0- 0	AWAY	0- 1	1- 0	2- 1				
0- 0	0- 0	0- 0	NEUTRAL	0- 0	0- 0	0- 0				

RPI 1-25				RPI 26-50				RPI 51-100				RPI 101+ Team's RPI: 125			
RPI	S	Opponent	Score	RPI	S	Opponent	Score	RPI	S	Opponent	Score	RPI	S	Opponent	Score
				40	H	California	67 74	55	A	Washington St.	69 85	109	H	Northern Colo.	75 65
								72	H	Utah	62 63	148	A	San Francisco	64 62
								78	H	Gonzaga	75 79	148	H	San Francisco	75 72
								85	H	Boise St.	78 83	158	H	Santa Clara	55 53
								97	A	UC Davis	66 68	177	A	Boston College	62 54
								99	A	BYU	65 70	182	A	Northeastern	77 53
												197	H	CSUN	61 73
												206	A	San Jose St.	85 64
												210	A	Pacific	63 54
												210	H	Pacific	82 74
												211	H	Loyola Marymount	74 59
												215	A	San Diego	71 73
												215	H	San Diego	77 65
												268	A	Cal Poly	79 71
												275	H	Portland	92 76
												308	A	Pepperdine	81 60
LAST 12 Division I GAMES:															
				215	H	San Diego	77 65	78	H	Gonzaga	75 79				
				210	H	Pacific	82 74	275	H	Portland	92 76				
				158	H	Santa Clara	55 53	148	H	San Francisco	75 72				
				148	A	San Francisco	64 62	99	A	BYU	65 70				
				308	A	Pepperdine	81 60	215	A	San Diego	71 73				
				210	A	Pacific	63 54	211	H	Loyola Marymount	74 59				

Non-Div I Games:

St. Mary's (CA)

■ Loss, 
 ■ Non-Conf, 
 ■ S Site, 
 ■ Home 
 ■ A Away 
 N Neutral

Average RPI Win:	108	WON-LOST	WINNING	LAST 10	STRENGTH OF	OPP. STRENGTH	TEAM	ADJ.	CONF.	ADJ CONF.
Average RPI Loss:	33	RECORD	PCT. RANK	GAMES	SCHEDULE	OF SCHEDULE	RPI	RPI	RPI	RPI
DIV. I ONLY	20- 3	10	9- 1	17	14	10	10	1	1	
DIV. I NON-CONF.	10- 2	33	1- 0	38	66	15	15	1	1	
TOTALS	RPI 1-25	RPI 26-50	W-L RECORDS	RPI 51-100	RPI 101-150	RPI 150+				
20- 3	4- 2	1- 0	OVERALL	7- 1	3- 0	5- 0				
9- 2	2- 1	1- 0	HOME	2- 1	2- 0	2- 0				
8- 1	2- 1	0- 0	AWAY	4- 0	1- 0	1- 0				
3- 0	0- 0	0- 0	NEUTRAL	1- 0	0- 0	2- 0				
10- 2	1- 1	0- 0	NON-CONFERENCE	3- 1	1- 0	5- 0				
5- 1	1- 0	0- 0	HOME	1- 1	1- 0	2- 0				
2- 1	0- 1	0- 0	AWAY	1- 0	0- 0	1- 0				
3- 0	0- 0	0- 0	NEUTRAL	1- 0	0- 0	2- 0				
10- 1	3- 1	1- 0	CONFERENCE	4- 0	2- 0	0- 0				
4- 1	1- 1	1- 0	HOME	1- 0	1- 0	0- 0				
6- 0	2- 0	0- 0	AWAY	3- 0	1- 0	0- 0				
0- 0	0- 0	0- 0	NEUTRAL	0- 0	0- 0	0- 0				

RPI S	Opponent	Score	RPI S	Opponent	Score	RPI S	Opponent	Score	RPI S	Opponent	Score
6	H Oregon St.	69 72	37	H Oregon	81 60	52	A George Washington	71 52	123	A Arizona	77 55
8	A Washington	72 68				55	A Washington St.	76 54	123	H Arizona	73 46
9	H Texas	71 59				72	A Utah	77 58	149	H Yale	102 44
14	A Tennessee	51 59				75	H Southern California	58 42	182	N Northeastern	74 45
24	A Arizona St.	64 57				78	H Gonzaga	63 68	192	N Wichita St.	87 39
24	H Arizona St.	66 56				88	A Colorado	84 70	197	H CSUN	88 54
						95	N Purdue	78 69	268	H Cal Poly	83 55
						97	H UC Davis	68 42	288	A CSU Bakersfield	77 56
LAST 12 Division I GAMES:											
75	H Southern California	58 42	72	A Utah	77 58						
8	A Washington	72 68	6	H Oregon St.	69 72						
55	A Washington St.	76 54	37	H Oregon	81 60						
24	H Arizona St.	66 56	123	A Arizona	77 55						
123	H Arizona	73 46	24	A Arizona St.	64 57						
88	A Colorado	84 70	149	H Yale	102 44						

Non-Div I Games:

Stanford

■ Loss, 
■ Non-Conf, S Site, 
■ Home 
■ Away 
N Neutral

Average RPI Win:	264	WON-LOST	WINNING	LAST 10	STRENGTH OF	OPP. STRENGTH	TEAM	ADJ.	CONF.	ADJ CONF.
Average RPI Loss:	114	RECORD	PCT. RANK	GAMES	SCHEDULE	OF SCHEDULE	RPI	RPI	RPI	RPI
DIV. I ONLY	15- 5	39	7- 3	291	261	135	135	24	24	
DIV. I NON-CONF.	8- 4	97	1- 2	259	287	144	144	24	24	
TOTALS	RPI 1-25	RPI 26-50	W-L RECORDS	RPI 51-100	RPI 101-150	RPI 150+				
15- 5	0- 0	0- 1	OVERALL	1- 2	0- 1	14- 1				
7- 2	0- 0	0- 0	HOME	0- 1	0- 0	7- 1				
6- 3	0- 0	0- 1	AWAY	1- 1	0- 1	5- 0				
2- 0	0- 0	0- 0	NEUTRAL	0- 0	0- 0	2- 0				
8- 4	0- 0	0- 1	NON-CONFERENCE	0- 1	0- 1	8- 1				
4- 1	0- 0	0- 0	HOME	0- 0	0- 0	4- 1				
2- 3	0- 0	0- 1	AWAY	0- 1	0- 1	2- 0				
2- 0	0- 0	0- 0	NEUTRAL	0- 0	0- 0	2- 0				
7- 1	0- 0	0- 0	CONFERENCE	1- 1	0- 0	6- 0				
3- 1	0- 0	0- 0	HOME	0- 1	0- 0	3- 0				
4- 0	0- 0	0- 0	AWAY	1- 0	0- 0	3- 0				
0- 0	0- 0	0- 0	NEUTRAL	0- 0	0- 0	0- 0				

RPI 1-25				RPI 26-50				RPI 51-100				RPI 101+				Team's RPI: 135	
RPI	S	Opponent	Score	RPI	S	Opponent	Score	RPI	S	Opponent	Score	RPI	S	Opponent	Score		
				27	A	South Fla.	60 74	84	A	Jacksonville	65 49	120	A	Arkansas	62 79		
								91	H	FGCU	71 84	208	H	SIUE	78 68		
								95	A	Chattanooga	55 66						
												221	N	Robert Morris	68 60		
												228	N	Weber St.	70 68		
												236	H	Tennessee St.	50 56		
												258	H	Bethune-Cookman	63 60		
												266	A	Northern Ky.	54 45		
												285	A	North Florida	62 44		
												285	H	North Florida	68 44		
												292	A	High Point	81 47		
												297	A	Kennesaw St.	65 56		
												298	A	Lipscomb	91 66		
												299	H	Eastern Ill.	72 55		
												306	H	NJIT	77 43		
												317	H	USC Upstate	80 68		
												319	H	Valparaiso	87 75		
LAST 12 Division I GAMES:																	
285	A	North Florida	62 44	297	A	Kennesaw St.	65 56										
84	A	Jacksonville	65 49	91	H	FGCU	71 84										
285	H	North Florida	68 44	27	A	South Fla.	60 74										
306	H	NJIT	77 43	236	H	Tennessee St.	50 56										
317	H	USC Upstate	80 68	208	H	SIUE	78 68										
298	A	Lipscomb	91 66	95	A	Chattanooga	55 66										

Non-Div I Games: Webber Int'l 92 54 Palm Beach Atl. 89 50 Warner 100 34

Stetson

Average RPI Win:	242	WON-LOST	WINNING	LAST 10	STRENGTH OF	OPP. STRENGTH	TEAM	ADJ.	CONF.	ADJ CONF.
Average RPI Loss:	166	RECORD	PCT. RANK	GAMES	SCHEDULE	OF SCHEDULE	RPI	RPI	RPI	RPI
DIV. I ONLY	8- 14	240	2- 8	213	258	254	254	22	22	
DIV. I NON-CONF.	6- 6	165	2- 0	261	269	208	208	22	22	
TOTALS	RPI 1-25	RPI 26-50	W-L RECORDS	RPI 51-100	RPI 101-150	RPI 150+				
8- 14	0- 0	0- 1	OVERALL	1- 3	2- 1	5- 9				
5- 5	0- 0	0- 1	HOME	1- 1	2- 0	2- 3				
2- 8	0- 0	0- 0	AWAY	0- 1	0- 1	2- 6				
1- 1	0- 0	0- 0	NEUTRAL	0- 1	0- 0	1- 0				
6- 6	0- 0	0- 1	NON-CONFERENCE	1- 1	1- 1	4- 3				
3- 2	0- 0	0- 1	HOME	1- 0	1- 0	1- 1				
2- 3	0- 0	0- 0	AWAY	0- 0	0- 1	2- 2				
1- 1	0- 0	0- 0	NEUTRAL	0- 1	0- 0	1- 0				
2- 8	0- 0	0- 0	CONFERENCE	0- 2	1- 0	1- 6				
2- 3	0- 0	0- 0	HOME	0- 1	1- 0	1- 2				
0- 5	0- 0	0- 0	AWAY	0- 1	0- 0	0- 4				
0- 0	0- 0	0- 0	NEUTRAL	0- 0	0- 0	0- 0				

RPI S	Opponent	Score	RPI S	Opponent	Score	RPI S	Opponent	Score	RPI S	Opponent	Score	Team's RPI: 254
			33 H	Syracuse	60 78	53 N	Indiana	60 74	136 H	Maine	55 41	
						92 H	Cornell	66 65	144 H	Columbia	55 53	
						94 A	New Hampshire	46 49	147 A	Iona	46 57	
						94 H	New Hampshire	45 56	151 A	Hartford	52 65	
									161 A	Albany (NY)	54 64	
									161 H	Albany (NY)	57 75	
									181 H	Hofstra	64 67	
									205 H	Binghamton	40 48	
									217 A	St. Bonaventure	37 51	
									230 A	UMBC	61 67	
									260 A	Vermont	43 53	
									265 A	Manhattan	55 50	
									309 H	UMKC	57 55	
									311 A	Central Conn. St.	64 59	
									333 A	LIU Brooklyn	48 58	
									338 H	UMass Lowell	83 53	
									341 N	Florida A&M	80 49	
LAST 12 Division I GAMES:												
161 H	Albany (NY)	57 75	338 H	UMass Lowell	83 53							
94 H	New Hampshire	45 56	136 H	Maine	55 41							
260 A	Vermont	43 53	161 A	Albany (NY)	54 64							
230 A	UMBC	61 67	94 A	New Hampshire	46 49							
205 H	Binghamton	40 48	309 H	UMKC	57 55							
151 A	Hartford	52 65	92 H	Cornell	66 65							

Non-Div I Games: Molloy 62 53

Stony Brook



Average RPI Win:	150	WON-LOST	WINNING	LAST 10	STRENGTH OF	OPP. STRENGTH	TEAM	ADJ.	CONF.	ADJ CONF.
Average RPI Loss:	29	RECORD	PCT. RANK	GAMES	SCHEDULE	OF SCHEDULE	RPI	RPI	RPI	RPI
DIV. I ONLY	17- 7	66	8- 2	49	39	33	33	3	3	
DIV. I NON-CONF.	9- 4	85	0- 1	125	63	83	83	4	4	
TOTALS	RPI 1-25	RPI 26-50	W-L RECORDS	RPI 51-100	RPI 101-150	RPI 150+				
17- 7	1- 4	3- 2	OVERALL	2- 1	3- 0	8- 0				
11- 0	1- 0	2- 0	HOME	1- 0	1- 0	6- 0				
4- 4	0- 2	1- 1	AWAY	0- 1	1- 0	2- 0				
2- 3	0- 2	0- 1	NEUTRAL	1- 0	1- 0	0- 0				
9- 4	0- 2	1- 1	NON-CONFERENCE	1- 1	1- 0	6- 0				
6- 0	0- 0	1- 0	HOME	0- 0	0- 0	5- 0				
1- 1	0- 0	0- 0	AWAY	0- 1	0- 0	1- 0				
2- 3	0- 2	0- 1	NEUTRAL	1- 0	1- 0	0- 0				
8- 3	1- 2	2- 1	CONFERENCE	1- 0	2- 0	2- 0				
5- 0	1- 0	1- 0	HOME	1- 0	1- 0	1- 0				
3- 3	0- 2	1- 1	AWAY	0- 0	1- 0	1- 0				
0- 0	0- 0	0- 0	NEUTRAL	0- 0	0- 0	0- 0				

RPI	S	Opponent	Score	RPI	S	Opponent	Score	Team's RPI: 33	RPI	S	Opponent	Score	RPI	S	Opponent	Score
7	A	Florida St.	58 77	31	N	Ohio St.	72 77		52	N	George Washington	74 71	114	A	Clemson	88 62
13	A	Louisville	76 91	36	H	North Carolina St.	85 75		70	H	Virginia	54 49	132	N	Old Dominion	92 66
15	N	DePaul	84 108	42	A	Georgia Tech	66 75		73	A	Drexel	61 62	137	H	Pittsburgh	93 65
20	N	Texas A&M	84 105	44	A	Virginia Tech	82 72						177	A	Boston College	72 45
21	H	Miami (FL)	81 48	46	H	Michigan St.	75 64						177	H	Boston College	79 52
LAST 12 Division I GAMES:																
177	A	Boston College	72 45	36	H	North Carolina St.	85 75									
137	H	Pittsburgh	93 65	177	H	Boston College	79 52									
44	A	Virginia Tech	82 72	114	A	Clemson	88 62									
21	H	Miami (FL)	81 48	70	H	Virginia	54 49									
7	A	Florida St.	58 77	13	A	Louisville	76 91									
42	A	Georgia Tech	66 75	20	N	Texas A&M	84 105									

Non-Div I Games:

Syracuse

■ Loss, 
■ Non-Conf, 
■ S Site, 
■ Home 
■ A Away 
N Neutral

Average RPI Win:	219	WON-LOST	WINNING	LAST 10	STRENGTH OF	OPP. STRENGTH	TEAM	ADJ.	CONF.	ADJ CONF.
Average RPI Loss:	27	RECORD	PCT. RANK	GAMES	SCHEDULE	OF SCHEDULE	RPI	RPI	RPI	RPI
DIV. I ONLY	11- 11	168	3- 7	67	24	124	124	4	4	
DIV. I NON-CONF.	8- 3	67	1- 0	221	177	131	131	3	3	
<hr/>										
TOTALS	RPI 1-25	RPI 26-50	W-L RECORDS	RPI 51-100	RPI 101-150	RPI 150+				
11- 11	0- 7	0- 1	OVERALL	1- 3	1- 0	9- 0				
10- 4	0- 2	0- 0	HOME	1- 2	1- 0	8- 0				
1- 7	0- 5	0- 1	AWAY	0- 1	0- 0	1- 0				
0- 0	0- 0	0- 0	NEUTRAL	0- 0	0- 0	0- 0				
8- 3	0- 2	0- 1	NON-CONFERENCE	0- 0	1- 0	7- 0				
8- 1	0- 1	0- 0	HOME	0- 0	1- 0	7- 0				
0- 2	0- 1	0- 1	AWAY	0- 0	0- 0	0- 0				
0- 0	0- 0	0- 0	NEUTRAL	0- 0	0- 0	0- 0				
3- 8	0- 5	0- 0	CONFERENCE	1- 3	0- 0	2- 0				
2- 3	0- 1	0- 0	HOME	1- 2	0- 0	1- 0				
1- 5	0- 4	0- 0	AWAY	0- 1	0- 0	1- 0				
0- 0	0- 0	0- 0	NEUTRAL	0- 0	0- 0	0- 0				

RPI 1-25				RPI 26-50				RPI 51-100				RPI 101+ Team's RPI: 124			
RPI	S	Opponent	Score	RPI	S	Opponent	Score	RPI	S	Opponent	Score	RPI	S	Opponent	Score
2	A	Notre Dame	59 92	29	A	LSU	61 67	56	H	Oklahoma St.	67 82	101	H	SMU	76 67
5	A	Baylor	54 77					63	H	West Virginia	61 83	153	A	Kansas	80 68
9	A	Texas	54 83					71	A	Iowa St.	69 72	153	H	Kansas	83 68
9	H	Texas	69 77					71	H	Iowa St.	80 75	207	H	Texas Southern	77 48
18	A	Oklahoma	72 87									233	H	Butler	73 47
19	A	Kansas St.	63 74									249	H	Grambling	83 47
20	H	Texas A&M	67 75									261	H	McNeese	74 70
												302	H	Alcorn	95 39
												336	H	Incarinate Word	88 40
												343	H	Sam Houston St.	81 37
<hr/>															
LAST 12 Division I GAMES:															
153	A	Kansas	80 68	5	A	Baylor	54 77								
71	A	Iowa St.	69 72	9	A	Texas	54 83								
9	H	Texas	69 77	56	H	Oklahoma St.	67 82								
153	H	Kansas	83 68	18	A	Oklahoma	72 87								
19	A	Kansas St.	63 74	63	H	West Virginia	61 83								
71	H	Iowa St.	80 75	302	H	Alcorn	95 39								

Non-Div I Games:

TCU

■ Loss, 
■ Non-Conf, S Site, 
■ Home 
■ Away 
N Neutral

Average RPI Win:	135	WON-LOST	WINNING	LAST 10	STRENGTH OF	OPP. STRENGTH	TEAM	ADJ.	CONF.	ADJ CONF.
Average RPI Loss:	57	RECORD	PCT. RANK	GAMES	SCHEDULE	OF SCHEDULE	RPI	RPI	RPI	RPI
DIV. I ONLY	17- 5	27	8- 2	50	47	23	23	5	5	
DIV. I NON-CONF.	10- 3	54	3- 0	71	57	27	27	5	5	
TOTALS	RPI 1-25	RPI 26-50	W-L RECORDS	RPI 51-100	RPI 101-150	RPI 150+				
17- 5	1- 1	3- 2	OVERALL	1- 1	4- 0	8- 1				
8- 2	1- 1	2- 1	HOME	0- 0	1- 0	4- 0				
9- 2	0- 0	1- 1	AWAY	1- 0	3- 0	4- 1				
0- 1	0- 0	0- 0	NEUTRAL	0- 1	0- 0	0- 0				
10- 3	1- 0	1- 1	NON-CONFERENCE	1- 1	2- 0	5- 1				
5- 0	1- 0	1- 0	HOME	0- 0	0- 0	3- 0				
5- 2	0- 0	0- 1	AWAY	1- 0	2- 0	2- 1				
0- 1	0- 0	0- 0	NEUTRAL	0- 1	0- 0	0- 0				
7- 2	0- 1	2- 1	CONFERENCE	0- 0	2- 0	3- 0				
3- 2	0- 1	1- 1	HOME	0- 0	1- 0	1- 0				
4- 0	0- 0	1- 0	AWAY	0- 0	1- 0	2- 0				
0- 0	0- 0	0- 0	NEUTRAL	0- 0	0- 0	0- 0				

RPI	S	Opponent	Score	RPI	S	Opponent	Score	RPI	S	Opponent	Score	RPI	S	Opponent	Score
1	H	UConn	69 97	27	H	South Fla.	51 55	64	N	Florida	76 83	111	A	Saint Joseph's	86 70
15	H	DePaul	84 74	35	A	Harvard	62 73	68	A	Villanova	83 48	118	A	Penn	63 53
				39	A	Tulane	76 50					129	A	Tulsa	58 49
				39	H	Tulane	86 71					133	H	East Carolina	78 47
				48	H	Quinnipiac	71 68					156	A	Hampton	65 71
												163	A	Houston	69 57
												168	A	Memphis	73 67
												168	H	Memphis	66 51
												169	H	La Salle	86 70
												183	H	Fairfield	73 59
												189	A	Rutgers	48 37
												260	H	Vermont	53 39
												297	A	Kennesaw St.	79 38
LAST 12 Division I GAMES:															
39	A	Tulane	76 50	129	A	Tulsa	58 49								
1	H	UConn	69 97	133	H	East Carolina	78 47								
27	H	South Fla.	51 55	39	H	Tulane	86 71								
118	A	Penn	63 53	297	A	Kennesaw St.	79 38								
168	H	Memphis	66 51	168	A	Memphis	73 67								
163	A	Houston	69 57	183	H	Fairfield	73 59								

Non-Div I Games:

Temple

Average RPI Win:	96	WON-LOST	WINNING	LAST 10	STRENGTH OF	OPP. STRENGTH	TEAM	ADJ.	CONF.	ADJ CONF.
Average RPI Loss:	47	RECORD	PCT. RANK	GAMES	SCHEDULE	OF SCHEDULE	RPI	RPI	RPI	RPI
DIV. I ONLY	15- 8	88	6- 4	3	11	14	14	2	2	
DIV. I NON-CONF.	9- 4	85	2- 0	3	39	7	7	2	2	
TOTALS	RPI 1-25	RPI 26-50	W-L RECORDS	RPI 51-100	RPI 101-150	RPI 150+				
15- 8	4- 4	2- 1	OVERALL	1- 2	4- 1	4- 0				
10- 2	3- 2	1- 0	HOME	0- 0	3- 0	3- 0				
5- 6	1- 2	1- 1	AWAY	1- 2	1- 1	1- 0				
0- 0	0- 0	0- 0	NEUTRAL	0- 0	0- 0	0- 0				
9- 4	2- 2	1- 1	NON-CONFERENCE	0- 1	2- 0	4- 0				
7- 1	2- 1	0- 0	HOME	0- 0	2- 0	3- 0				
2- 3	0- 1	1- 1	AWAY	0- 1	0- 0	1- 0				
0- 0	0- 0	0- 0	NEUTRAL	0- 0	0- 0	0- 0				
6- 4	2- 2	1- 0	CONFERENCE	1- 1	2- 1	0- 0				
3- 1	1- 1	1- 0	HOME	0- 0	1- 0	0- 0				
3- 3	1- 1	0- 0	AWAY	1- 1	1- 1	0- 0				
0- 0	0- 0	0- 0	NEUTRAL	0- 0	0- 0	0- 0				

RPI	S	Opponent	Score	RPI	S	Opponent	Score	RPI	S	Opponent	Score	RPI	S	Opponent	Score
2	H	Notre Dame	71 69	29	H	LSU	77 58	64	A	Florida	84 75	104	A	Ole Miss	62 67
3	A	South Carolina	76 74	41	A	James Madison	81 69	83	A	Penn St.	56 70	105	H	Troy	110 84
4	H	Mississippi St.	64 74	44	A	Virginia Tech	63 67	98	A	Georgia	78 81	107	A	Vanderbilt	70 57
5	H	Baylor	66 88									107	H	Vanderbilt	91 63
9	A	Texas	67 72									121	H	Navy	85 55
10	H	Stanford	59 51									186	H	Appalachian St.	92 66
16	H	Kentucky	72 65									187	A	ETSU	83 58
25	A	Auburn	61 79									220	H	UNCW	90 54
												236	H	Tennessee St.	86 36
LAST 12 Division I GAMES:															
98	A	Georgia	78 81	2	H	Notre Dame	71 69	104	A	Ole Miss	62 67	4	H	Mississippi St.	64 74
29	H	LSU	77 58	107	A	Vanderbilt	91 63	16	H	Kentucky	72 65	220	H	UNCW	90 54
3	A	South Carolina	76 74	25	A	Auburn	61 79								

Non-Div I Games:

Tennessee

Average RPI Win: <b>253</b>	WON-LOST	WINNING	LAST 10	STRENGTH OF	OPP. STRENGTH	TEAM	ADJ.	CONF.	ADJ CONF.
Average RPI Loss: <b>182</b>	RECORD	PCT. RANK	GAMES	SCHEDULE	OF SCHEDULE	RPI	RPI	RPI	RPI
DIV. I ONLY	8- 12	230	4- 6	256	237	236	236	26	26
DIV. I NON-CONF.	4- 5	198	1- 0	231	91	164	164	26	26
TOTALS	RPI 1-25	RPI 26-50	W-L RECORDS	RPI 51-100	RPI 101-150	RPI 150+			
8- 12	0- 1	0- 0	OVERALL	0- 3	1- 0	7- 8			
5- 2	0- 0	0- 0	HOME	0- 1	0- 0	5- 1			
2- 9	0- 1	0- 0	AWAY	0- 2	1- 0	1- 6			
1- 1	0- 0	0- 0	NEUTRAL	0- 0	0- 0	1- 1			
4- 5	0- 1	0- 0	NON-CONFERENCE	0- 2	1- 0	3- 2			
1- 0	0- 0	0- 0	HOME	0- 0	0- 0	1- 0			
2- 4	0- 1	0- 0	AWAY	0- 2	1- 0	1- 1			
1- 1	0- 0	0- 0	NEUTRAL	0- 0	0- 0	1- 1			
4- 7	0- 0	0- 0	CONFERENCE	0- 1	0- 0	4- 6			
4- 2	0- 0	0- 0	HOME	0- 1	0- 0	4- 1			
0- 5	0- 0	0- 0	AWAY	0- 0	0- 0	0- 5			
0- 0	0- 0	0- 0	NEUTRAL	0- 0	0- 0	0- 0			

RPI 1-25				RPI 26-50				RPI 51-100				RPI 101+ Team's RPI: 236			
RPI	S	Opponent	Score	RPI	S	Opponent	Score	RPI	S	Opponent	Score	RPI	S	Opponent	Score
14	A	Tennessee	36 <b>86</b>					56	A	Oklahoma St.	48 <b>86</b>	135	A	Stetson	56 50
								79	H	Belmont	60 <b>70</b>	173	A	Xavier	54 <b>63</b>
								80	A	UNLV	48 <b>69</b>	188	H	Morehead St.	69 66
												204	N	Wisconsin	70 <b>80</b>
												208	A	SIUE	52 <b>73</b>
												244	A	Murray St.	72 <b>80</b>
												246	A	Austin Peay	63 <b>79</b>
												258	N	Bethune-Cookman	69 60
												259	H	UT Martin	85 80
												263	H	Jacksonville St.	64 51
												279	A	Tennessee Tech	59 <b>64</b>
												284	H	Southeast Mo. St.	67 <b>75</b>
												298	A	Lipscomb	77 71
												299	H	Eastern Ill.	69 58
												313	A	Eastern Ky.	62 <b>66</b>
												325	H	Arkansas St.	76 66
LAST 12 Division I GAMES:															
246	A	Austin Peay	63 <b>79</b>	313	A	Eastern Ky.	62 <b>66</b>								
299	H	Eastern Ill.	69 58	188	H	Morehead St.	69 66								
79	H	Belmont	60 <b>70</b>	259	H	UT Martin	85 80								
208	A	SIUE	52 <b>73</b>	284	H	Southeast Mo. St.	67 <b>75</b>								
263	H	Jacksonville St.	64 51	244	A	Murray St.	72 <b>80</b>								
279	A	Tennessee Tech	59 <b>64</b>	135	A	Stetson	56 50								

Non-Div I Games: Fisk 97 41

Tennessee St.

■ Loss, 
 ■ Non-Conf, 
 ■ S Site, 
 ■ H Home 
 ■ A Away 
 N Neutral

Average RPI Win:	274	WON-LOST	WINNING	LAST 10	STRENGTH OF	OPP. STRENGTH	TEAM	ADJ.	CONF.	ADJ CONF.
Average RPI Loss:	179	RECORD	PCT. RANK	GAMES	SCHEDULE	OF SCHEDULE	RPI	RPI	RPI	RPI
DIV. I ONLY	8- 15	254	5- 5	226	298	279	279	26	26	
DIV. I NON-CONF.	2- 10	305	0- 1	205	278	306	306	26	26	
TOTALS	RPI 1-25	RPI 26-50	W-L RECORDS	RPI 51-100	RPI 101-150	RPI 150+				
8- 15	0- 0	0- 0	OVERALL	0- 3	0- 3	8- 9				
6- 5	0- 0	0- 0	HOME	0- 1	0- 1	6- 3				
2- 10	0- 0	0- 0	AWAY	0- 2	0- 2	2- 6				
0- 0	0- 0	0- 0	NEUTRAL	0- 0	0- 0	0- 0				
2- 10	0- 0	0- 0	NON-CONFERENCE	0- 2	0- 3	2- 5				
1- 4	0- 0	0- 0	HOME	0- 1	0- 1	1- 2				
1- 6	0- 0	0- 0	AWAY	0- 1	0- 2	1- 3				
0- 0	0- 0	0- 0	NEUTRAL	0- 0	0- 0	0- 0				
6- 5	0- 0	0- 0	CONFERENCE	0- 1	0- 0	6- 4				
5- 1	0- 0	0- 0	HOME	0- 0	0- 0	5- 1				
1- 4	0- 0	0- 0	AWAY	0- 1	0- 0	1- 3				
0- 0	0- 0	0- 0	NEUTRAL	0- 0	0- 0	0- 0				

RPI 1-25			RPI 26-50			RPI 51-100			RPI 101+ Team's RPI: 279		
RPI	S	Opponent	Score	RPI	S	Opponent	Score	RPI	S	Opponent	Score
								76	A	IUPUI	63 77
								79	A	Belmont	75 89
								93	H	Middle Tenn.	62 73
								107	A	Vanderbilt	57 89
								127	A	Radford	46 79
								142	H	Wright St.	54 65
								157	A	Cincinnati	38 60
								187	H	ETSU	76 82
								188	A	Morehead St.	65 79
								208	A	SIUE	49 60
								225	A	UNC Asheville	65 77
								236	H	Tennessee St.	64 59
								244	H	Murray St.	72 54
								246	H	Austin Peay	84 87
								252	H	UNCG	59 65
								259	H	UT Martin	81 71
								263	H	Jacksonville St.	56 54
								266	H	Northern Ky.	55 40
								284	A	Southeast Mo. St.	74 63
								298	A	Lipscomb	69 71
								299	A	Eastern Ill.	46 54
								313	H	Eastern Ky.	53 51
								323	A	Winthrop	73 50
LAST 12 Division I GAMES:											
299	A	Eastern Ill.	46 54	263	H	Jacksonville St.	56 54				
259	H	UT Martin	81 71	244	H	Murray St.	72 54				
313	H	Eastern Ky.	53 51	246	H	Austin Peay	84 87				
188	A	Morehead St.	65 79	208	A	SIUE	49 60				
79	A	Belmont	75 89	284	A	Southeast Mo. St.	74 63				
236	H	Tennessee St.	64 59	298	A	Lipscomb	69 71				

Non-Div I Games: Tenn. Wesleyan 54 41

Tennessee Tech

Average RPI Win:	118	WON-LOST	WINNING	LAST 10	STRENGTH OF	OPP. STRENGTH	TEAM	ADJ.	CONF.	ADJ CONF.
Average RPI Loss:	5	RECORD	PCT. RANK	GAMES	SCHEDULE	OF SCHEDULE	RPI	RPI	RPI	RPI
DIV. I ONLY	18- 4	16	10- 0	10	4	9	9	4	4	
DIV. I NON-CONF.	6- 4	126	0- 0	8	25	50	50	3	3	
TOTALS	RPI 1-25	RPI 26-50	W-L RECORDS	RPI 51-100	RPI 101-150	RPI 150+				
18- 4	3- 4	0- 0	OVERALL	7- 0	3- 0	5- 0				
12- 1	3- 1	0- 0	HOME	3- 0	2- 0	4- 0				
6- 2	0- 2	0- 0	AWAY	4- 0	1- 0	1- 0				
0- 1	0- 1	0- 0	NEUTRAL	0- 0	0- 0	0- 0				
6- 4	1- 4	0- 0	NON-CONFERENCE	0- 0	1- 0	4- 0				
6- 1	1- 1	0- 0	HOME	0- 0	1- 0	4- 0				
0- 2	0- 2	0- 0	AWAY	0- 0	0- 0	0- 0				
0- 1	0- 1	0- 0	NEUTRAL	0- 0	0- 0	0- 0				
12- 0	2- 0	0- 0	CONFERENCE	7- 0	2- 0	1- 0				
6- 0	2- 0	0- 0	HOME	3- 0	1- 0	0- 0				
6- 0	0- 0	0- 0	AWAY	4- 0	1- 0	1- 0				
0- 0	0- 0	0- 0	NEUTRAL	0- 0	0- 0	0- 0				

RPI	S	Opponent	Score	RPI	S	Opponent	Score	RPI	S	Opponent	Score	RPI	S	Opponent	Score
1	N	UConn	54 72					56	A	Oklahoma St.	85 71	124	A	TCU	77 69
3	H	South Carolina	67 76					56	H	Oklahoma St.	66 35	124	H	TCU	83 54
4	A	Mississippi St.	68 79					61	A	Texas Tech	77 57	150	H	UTSA	76 43
10	A	Stanford	59 71					61	H	Texas Tech	67 47	153	A	Kansas	66 54
14	H	Tennessee	72 67					63	A	West Virginia	73 63	196	H	New Orleans	80 48
18	H	Oklahoma	86 68					63	H	West Virginia	69 54	250	H	UTRGV	85 61
19	H	Kansas St.	63 58					71	A	Iowa St.	75 68	301	H	Northwestern St.	86 39
												337	H	Houston Baptist	98 46
LAST 12 Division I GAMES:															
19	H	Kansas St.	63 58	63	A	West Virginia	73 63								
56	A	Oklahoma St.	85 71	56	H	Oklahoma St.	66 35								
63	H	West Virginia	69 54	124	H	TCU	83 54								
124	A	TCU	77 69	153	A	Kansas	66 54								
61	A	Texas Tech	77 57	71	A	Iowa St.	75 68								
18	H	Oklahoma	86 68	61	H	Texas Tech	67 47								

Non-Div I Games:

Texas

■ Loss, 
 ■ Non-Conf, 
 ■ S Site, 
 ■ H Home 
 ■ A Away 
 N Neutral

Average RPI Win:	110	WON-LOST	WINNING	LAST 10	STRENGTH OF	OPP. STRENGTH	TEAM	ADJ.	CONF.	ADJ CONF.
Average RPI Loss:	62	RECORD	PCT. RANK	GAMES	SCHEDULE	OF SCHEDULE	RPI	RPI	RPI	RPI
DIV. I ONLY	17- 6	45	7- 3	29	27	20	20	2	2	
DIV. I NON-CONF.	10- 3	54	2- 0	39	97	37	37	2	2	
TOTALS	RPI 1-25	RPI 26-50	W-L RECORDS	RPI 51-100	RPI 101-150	RPI 150+				
17- 6	2- 1	3- 1	OVERALL	3- 3	6- 1	3- 0				
11- 1	1- 0	1- 0	HOME	2- 1	5- 0	2- 0				
4- 4	1- 1	1- 1	AWAY	1- 1	1- 1	0- 0				
2- 1	0- 0	1- 0	NEUTRAL	0- 1	0- 0	1- 0				
10- 3	0- 0	2- 0	NON-CONFERENCE	1- 2	4- 1	3- 0				
6- 1	0- 0	0- 0	HOME	1- 1	3- 0	2- 0				
2- 1	0- 0	1- 0	AWAY	0- 0	1- 1	0- 0				
2- 1	0- 0	1- 0	NEUTRAL	0- 1	0- 0	1- 0				
7- 3	2- 1	1- 1	CONFERENCE	2- 1	2- 0	0- 0				
5- 0	1- 0	1- 0	HOME	1- 0	2- 0	0- 0				
2- 3	1- 1	0- 1	AWAY	1- 1	0- 0	0- 0				
0- 0	0- 0	0- 0	NEUTRAL	0- 0	0- 0	0- 0				

RPI 1-25				RPI 26-50				RPI 51-100				RPI 101+			
RPI	S	Opponent	Score	RPI	S	Opponent	Score	RPI	S	Opponent	Score	RPI	S	Opponent	Score
4	A	Mississippi St.	61 71	29	H	LSU	54 52	61	H	Texas Tech	98 90	101	A	SMU	53 54
16	A	Kentucky	77 68	30	A	Missouri	76 78	62	N	Dayton	57 74	107	H	Vanderbilt	77 72
25	H	Auburn	66 61	33	N	Syracuse	105 84	64	A	Florida	67 59	110	H	SFA	63 48
				49	A	Little Rock	55 37	64	H	Florida	84 76	113	H	Central Ark.	74 49
								75	H	Southern California	62 66	120	H	Arkansas	90 65
								98	A	Georgia	59 69	124	A	TCU	75 67
												131	H	Abilene Christian	71 45
												235	N	Southern U.	81 58
												289	H	Prairie View	90 62
												305	H	A&M-Corpus Christi	84 55
LAST 12 Division I GAMES:															
25	H	Auburn	66 61	120	H	Arkansas	90 65								
64	H	Florida	84 76	16	A	Kentucky	77 68								
4	A	Mississippi St.	61 71	98	A	Georgia	59 69								
29	H	LSU	54 52	107	H	Vanderbilt	77 72								
30	A	Missouri	76 78	289	H	Prairie View	90 62								
64	A	Florida	67 59	33	N	Syracuse	105 84								

Non-Div I Games:

Texas A&amp;M



## Texas Southern

Through Games Of Feb. 5, 2017

Average RPI Win:	276	WON-LOST	WINNING	LAST 10	STRENGTH OF	OPP. STRENGTH	TEAM	ADJ.	CONF.	ADJ CONF.
Average RPI Loss:	211	RECORD	PCT. RANK	GAMES	SCHEDULE	OF SCHEDULE	RPI	RPI	RPI	RPI
DIV. I ONLY	13- 7	99	8- 2	346	307	207	207	30	30	
DIV. I NON-CONF.	5- 5	165	1- 1	335	207	203	203	30	30	
TOTALS	RPI 1-25	RPI 26-50	W-L RECORDS	RPI 51-100	RPI 101-150	RPI 150+				
13- 7	0- 0	0- 0	OVERALL	0- 0	0- 2	13- 5				
5- 1	0- 0	0- 0	HOME	0- 0	0- 0	5- 1				
7- 6	0- 0	0- 0	AWAY	0- 0	0- 2	7- 4				
1- 0	0- 0	0- 0	NEUTRAL	0- 0	0- 0	1- 0				
5- 5	0- 0	0- 0	NON-CONFERENCE	0- 0	0- 2	5- 3				
0- 1	0- 0	0- 0	HOME	0- 0	0- 0	0- 1				
4- 4	0- 0	0- 0	AWAY	0- 0	0- 2	4- 2				
1- 0	0- 0	0- 0	NEUTRAL	0- 0	0- 0	1- 0				
8- 2	0- 0	0- 0	CONFERENCE	0- 0	0- 0	8- 2				
5- 0	0- 0	0- 0	HOME	0- 0	0- 0	5- 0				
3- 2	0- 0	0- 0	AWAY	0- 0	0- 0	3- 2				
0- 0	0- 0	0- 0	NEUTRAL	0- 0	0- 0	0- 0				

RPI S	Opponent	Score	RPI S	Opponent	Score	RPI S	Opponent	Score	RPI 101+ Opponent	Score	Team's RPI: 207
									101 A SMU	36	61
									124 A TCU	48	77
									176 H Rice	49	52
									180 A Texas St.	66	53
									196 A New Orleans	57	63
									212 H Alabama St.	52	48
									235 A Southern U.	77	71
									243 N Presbyterian	74	62
									249 H Grambling	69	61
									271 A FIU	70	62
									280 A Mississippi Val.	74	75
									287 A UTEP	89	68
									289 A Prairie View	70	62
									289 H Prairie View	73	51
									294 A Ark.-Pine Bluff	45	49
									302 A Alcorn	57	53
									305 A A&M-Corpus Christi	61	64
									337 A Houston Baptist	50	34
									347 H Jackson St.	62	52
									349 H Alabama A&M	60	51
LAST 12 Division I GAMES:											
			289 H	Prairie View	73 51				249 H	Grambling	69 61
			349 H	Alabama A&M	60 51				289 A	Prairie View	70 62
			212 H	Alabama St.	52 48				235 A	Southern U.	77 71
			280 A	Mississippi Val.	74 75				302 A	Alcorn	57 53
			294 A	Ark.-Pine Bluff	45 49				271 A	FIU	70 62
			347 H	Jackson St.	62 52				101 A	SMU	36 61

Non-Div I Games: P.R.-Bayamon 64 58

Texas Southern

Loss, Non-Conf, S Site, H Home A Away N Neutral

Average RPI Win:	238	WON-LOST	WINNING	LAST 10	STRENGTH OF	OPP. STRENGTH	TEAM	ADJ.	CONF.	ADJ CONF.
Average RPI Loss:	151	RECORD	PCT. RANK	GAMES	SCHEDULE	OF SCHEDULE	RPI	RPI	RPI	RPI
DIV. I ONLY	11- 9	143	6- 4	243	219	180	180	21	21	
DIV. I NON-CONF.	5- 5	165	2- 0	293	227	201	201	19	19	
TOTALS	RPI 1-25	RPI 26-50	W-L RECORDS	RPI 51-100	RPI 101-150	RPI 150+				
11- 9	0- 1	0- 0	OVERALL	1- 1	0- 3	10- 4				
6- 3	0- 0	0- 0	HOME	0- 1	0- 0	6- 2				
5- 6	0- 1	0- 0	AWAY	1- 0	0- 3	4- 2				
0- 0	0- 0	0- 0	NEUTRAL	0- 0	0- 0	0- 0				
5- 5	0- 1	0- 0	NON-CONFERENCE	0- 0	0- 2	5- 2				
3- 1	0- 0	0- 0	HOME	0- 0	0- 0	3- 1				
2- 4	0- 1	0- 0	AWAY	0- 0	0- 2	2- 1				
0- 0	0- 0	0- 0	NEUTRAL	0- 0	0- 0	0- 0				
6- 4	0- 0	0- 0	CONFERENCE	1- 1	0- 1	5- 2				
3- 2	0- 0	0- 0	HOME	0- 1	0- 0	3- 1				
3- 2	0- 0	0- 0	AWAY	1- 0	0- 1	2- 1				
0- 0	0- 0	0- 0	NEUTRAL	0- 0	0- 0	0- 0				

RPI 1-25				RPI 26-50				RPI 51-100				RPI 101+ Team's RPI: 180			
RPI	S	Opponent	Score	RPI	S	Opponent	Score	RPI	S	Opponent	Score	RPI	S	Opponent	Score
5	A	Baylor	24 90					74	A	UT Arlington	75 69	101	A	SMU	56 64
								74	H	UT Arlington	39 61	105	A	Troy	54 65
												150	A	UTSA	47 72
												163	A	Houston	61 56
												186	A	Appalachian St.	53 37
												186	H	Appalachian St.	64 66
												191	H	Louisiana	62 40
												201	A	North Texas	59 58
												207	H	Texas Southern	53 66
												240	A	Coastal Caro.	48 64
												240	H	Coastal Caro.	83 62
												247	A	South Ala.	57 44
												289	A	Prairie View	60 64
												305	H	A&M-Corpus Christi	57 50
												332	H	La.-Monroe	63 50
												336	H	Incarnate Word	67 50
												343	H	Sam Houston St.	69 46
LAST 12 Division I GAMES:															
74	A	UT Arlington	75 69	105	A	Troy	54 65								
240	A	Coastal Caro.	48 64	74	H	UT Arlington	39 61								
186	A	Appalachian St.	53 37	186	H	Appalachian St.	64 66								
191	H	Louisiana	62 40	240	H	Coastal Caro.	83 62								
332	H	La.-Monroe	63 50	201	A	North Texas	59 58								
247	A	South Ala.	57 44	343	H	Sam Houston St.	69 46								

Non-Div I Games: St. Edward's 51 65

Texas St.

Loss, Non-Conf, S Site, H Home A Away N Neutral

Average RPI Win:	139	WON-LOST	WINNING	LAST 10	STRENGTH OF	OPP. STRENGTH	TEAM	ADJ.	CONF.	ADJ CONF.
Average RPI Loss:	41	RECORD	PCT. RANK	GAMES	SCHEDULE	OF SCHEDULE	RPI	RPI	RPI	RPI
DIV. I ONLY	11- 11	168	3- 7	6	23	61	61	4	4	
DIV. I NON-CONF.	8- 3	67	1- 0	28	132	29	29	3	3	
TOTALS	RPI 1-25	RPI 26-50	W-L RECORDS	RPI 51-100	RPI 101-150	RPI 150+				
11- 11	0- 8	0- 0	OVERALL	4- 1	4- 1	3- 1				
10- 3	0- 3	0- 0	HOME	4- 0	3- 0	3- 0				
0- 8	0- 5	0- 0	AWAY	0- 1	0- 1	0- 1				
1- 0	0- 0	0- 0	NEUTRAL	0- 0	1- 0	0- 0				
8- 3	0- 2	0- 0	NON-CONFERENCE	1- 0	4- 1	3- 0				
7- 0	0- 0	0- 0	HOME	1- 0	3- 0	3- 0				
0- 3	0- 2	0- 0	AWAY	0- 0	0- 1	0- 0				
1- 0	0- 0	0- 0	NEUTRAL	0- 0	1- 0	0- 0				
3- 8	0- 6	0- 0	CONFERENCE	3- 1	0- 0	0- 1				
3- 3	0- 3	0- 0	HOME	3- 0	0- 0	0- 0				
0- 5	0- 3	0- 0	AWAY	0- 1	0- 0	0- 1				
0- 0	0- 0	0- 0	NEUTRAL	0- 0	0- 0	0- 0				

RPI 1-25				RPI 26-50				RPI 51-100				RPI 101+			
RPI	S	Opponent	Score	RPI	S	Opponent	Score	RPI	S	Opponent	Score	RPI	S	Opponent	Score
5	H	Baylor	61 79					56	H	Oklahoma St.	70 65	113	H	Central Ark.	79 45
9	A	Texas	47 67					63	A	West Virginia	79 89	115	N	Fordham	59 50
9	H	Texas	57 77					63	H	West Virginia	75 66	120	A	Arkansas	60 66
18	A	Oklahoma	45 66					71	H	Iowa St.	75 66	139	H	North Dakota	90 80
19	A	Kansas St.	54 68					74	H	UT Arlington	79 60	145	H	New Mexico	69 58
19	H	Kansas St.	53 65									153	A	Kansas	60 66
20	A	Texas A&M	90 98									163	H	Houston	84 60
21	A	Miami (FL)	56 74									289	H	Prairie View	85 43
												302	H	Alcorn	90 37
LAST 12 Division I GAMES:															
5	H	Baylor	61 79	63	H	West Virginia	75 66								
19	H	Kansas St.	53 65	19	A	Kansas St.	54 68								
153	A	Kansas	60 66	71	H	Iowa St.	75 66								
63	A	West Virginia	79 89	56	H	Oklahoma St.	70 65								
9	H	Texas	57 77	9	A	Texas	47 67								
18	A	Oklahoma	45 66	74	H	UT Arlington	79 60								

Non-Div I Games:

Texas Tech

■ Loss, 
■ Non-Conf, S Site, 
■ Home 
■ Away 
N Neutral

RPI 1-25				RPI 26-50				RPI 51-100				Team's RPI: 87		RPI 101+			
RPI	S	Opponent	Score	RPI	S	Opponent	Score	RPI	S	Opponent	Score	RPI	S	Opponent	Score		
2	H	Notre Dame	68 85	45	A	Ohio	55 61	62	A	Dayton	76 72	106	A	Kent St.	60 70		
12	N	UCLA	73 75	45	H	Ohio	55 64	69	A	Buffalo	73 64	130	H	Ball St.	45 51		
								69	H	Buffalo	85 63	146	H	Detroit	72 66		
								77	H	Northern Ill.	73 77	195	A	Cleveland St.	92 59		
								82	H	Central Mich.	74 72	217	H	St. Bonaventure	74 50		
												218	H	Miami (OH)	64 50		
												264	A	Eastern Mich.	66 49		
												281	N	Davidson	76 41		
												300	H	Rhode Island	65 50		
												305	A	A&M-Corpus Christi	76 60		
												326	H	Ill.-Chicago	79 51		
LAST 12 Division I GAMES:																	
				45	A	Ohio	55 61	69	A	Buffalo	73 64						
				69	H	Buffalo	85 63	218	H	Miami (OH)	64 50						
				82	H	Central Mich.	74 72	264	A	Eastern Mich.	66 49						
				106	A	Kent St.	60 70	130	H	Ball St.	45 51						
				45	H	Ohio	55 64	146	H	Detroit	72 66						
				77	H	Northern Ill.	73 77	2	H	Notre Dame	68 85						

## Toledo

Page 292

Average RPI Win: <b>189</b>	WON-LOST	WINNING	LAST 10	STRENGTH OF	OPP. STRENGTH	TEAM	ADJ.	CONF.	ADJ CONF.
Average RPI Loss: <b>126</b>	RECORD	PCT. RANK	GAMES	SCHEDULE	OF SCHEDULE	RPI	RPI	RPI	RPI
DIV. I ONLY	<b>11- 11</b>	<b>168</b>	<b>4- 6</b>	<b>134</b>	<b>135</b>	<b>162</b>	<b>162</b>	<b>8</b>	<b>8</b>
DIV. I NON-CONF.	<b>7- 4</b>	<b>114</b>	<b>1- 0</b>	<b>209</b>	<b>284</b>	<b>161</b>	<b>161</b>	<b>8</b>	<b>8</b>
TOTALS	RPI 1-25	RPI 26-50	W-L RECORDS	RPI 51-100	RPI 101-150	RPI 150+			
11- 11	0- 1	2- 2	OVERALL	1- 1	1- 2	7- 5			
8- 4	0- 0	1- 1	HOME	1- 0	1- 2	5- 1			
3- 7	0- 1	1- 1	AWAY	0- 1	0- 0	2- 4			
0- 0	0- 0	0- 0	NEUTRAL	0- 0	0- 0	0- 0			
7- 4	0- 1	0- 1	NON-CONFERENCE	1- 0	0- 1	6- 1			
5- 2	0- 0	0- 1	HOME	1- 0	0- 1	4- 0			
2- 2	0- 1	0- 0	AWAY	0- 0	0- 0	2- 1			
0- 0	0- 0	0- 0	NEUTRAL	0- 0	0- 0	0- 0			
4- 7	0- 0	2- 1	CONFERENCE	0- 1	1- 1	1- 4			
3- 2	0- 0	1- 0	HOME	0- 0	1- 1	1- 1			
1- 5	0- 0	1- 1	AWAY	0- 1	0- 0	0- 3			
0- 0	0- 0	0- 0	NEUTRAL	0- 0	0- 0	0- 0			

RPI	S	Opponent	Score	RPI	S	Opponent	Score	RPI	S	Opponent	Score	RPI	S	Opponent	Score	Team's RPI: 162
17	A	Maryland	63 <b>97</b>	26	A	Elon	55 <b>83</b>	73	A	Drexel	48 <b>58</b>	112	H	Delaware	67 <b>73</b>	
				41	A	James Madison	60 55	92	H	Cornell	68 63	126	H	Rider	75 <b>79</b>	
				41	H	James Madison	54 51					134	H	William & Mary	64 60	
				47	H	Georgetown	59 <b>75</b>					155	H	George Mason	79 75	
												178	A	Col. of Charleston	54 <b>59</b>	
												178	H	Col. of Charleston	61 59	
												181	H	Hofstra	61 <b>70</b>	
												182	A	Northeastern	64 <b>72</b>	
												220	A	UNCW	56 <b>59</b>	
												229	A	Colgate	71 <b>76</b>	
												230	A	UMBC	59 48	
												262	H	Norfolk St.	61 58	
												269	H	Coppin St.	69 65	
												338	H	UMass Lowell	90 56	
												340	A	Wagner	69 40	
LAST 12 Division I GAMES:																
178	A	Col. of Charleston	54 <b>59</b>	178	H	Col. of Charleston	61 59									
26	A	Elon	55 <b>83</b>	181	H	Hofstra	61 <b>70</b>									
112	H	Delaware	67 <b>73</b>	41	H	James Madison	54 51									
220	A	UNCW	56 <b>59</b>	182	A	Northeastern	64 <b>72</b>									
41	A	James Madison	60 55	73	A	Drexel	48 <b>58</b>									
134	H	William & Mary	64 60	262	H	Norfolk St.	61 58									

Non-Div I Games:

Towson

Average RPI Win:	219	WON-LOST	WINNING	LAST 10	STRENGTH OF	OPP. STRENGTH	TEAM	ADJ.	CONF.	ADJ CONF.
Average RPI Loss:	110	RECORD	PCT. RANK	GAMES	SCHEDULE	OF SCHEDULE	RPI	RPI	RPI	RPI
DIV. I ONLY	13- 6	79	8- 2	204	147	105	105	21	21	
DIV. I NON-CONF.	5- 4	143	0- 1	154	46	109	109	19	19	
TOTALS	RPI 1-25	RPI 26-50	W-L RECORDS	RPI 51-100	RPI 101-150	RPI 150+				
13- 6	0- 2	0- 1	OVERALL	3- 1	0- 0	10- 2				
6- 2	0- 0	0- 0	HOME	2- 0	0- 0	4- 2				
5- 4	0- 0	0- 0	AWAY	0- 0	0- 0	5- 0				
2- 0	0- 0	0- 0	NEUTRAL	1- 0	0- 0	1- 0				
5- 4	0- 2	0- 0	NON-CONFERENCE	2- 1	0- 0	3- 1				
2- 1	0- 0	0- 0	HOME	1- 0	0- 0	1- 1				
1- 3	0- 2	0- 0	AWAY	0- 1	0- 0	1- 0				
2- 0	0- 0	0- 0	NEUTRAL	1- 0	0- 0	1- 0				
8- 2	0- 0	0- 1	CONFERENCE	1- 0	0- 0	7- 1				
4- 1	0- 0	0- 0	HOME	1- 0	0- 0	3- 1				
4- 1	0- 0	0- 1	AWAY	0- 0	0- 0	4- 0				
0- 0	0- 0	0- 0	NEUTRAL	0- 0	0- 0	0- 0				

RPI 1-25				RPI 26-50				RPI 51-100				RPI 101+				Team's RPI: 105
RPI	S	Opponent	Score	RPI	S	Opponent	Score	RPI	S	Opponent	Score	RPI	S	Opponent	Score	
14	A	Tennessee	84 110	49	A	Little Rock	74 77	68	N	Villanova	93 85	180	H	Texas St.	65 54	
25	A	Auburn	52 61					74	H	UT Arlington	85 68	203	H	UAB	77 81	
								79	H	Belmont	91 74	212	H	Alabama St.	95 66	
								84	A	Jacksonville	70 77	247	A	South Ala.	73 57	
												247	H	South Ala.	75 71	
												257	A	Ga. Southern	89 86	
												257	H	Ga. Southern	77 67	
												282	A	Georgia St.	87 69	
												282	H	Georgia St.	65 68	
												307	A	Nicholls St.	100 75	
												316	N	Loyola Chicago	91 67	
												325	A	Arkansas St.	83 75	
LAST 12 Division I GAMES:																
247	H	South Ala.	75 71	180	H	Texas St.	65 54									
282	H	Georgia St.	65 68	257	A	Ga. Southern	89 86									
257	H	Ga. Southern	77 67	282	A	Georgia St.	87 69									
325	A	Arkansas St.	83 75	247	A	South Ala.	73 57									
49	A	Little Rock	74 77	14	A	Tennessee	84 110									
74	H	UT Arlington	85 68	203	H	UAB	77 81									

Non-Div I Games: Armstrong St. 118 72 Thomas (GA) 110 55

Troy

Average RPI Win:	148	WON-LOST	WINNING	LAST 10	STRENGTH OF	OPP. STRENGTH	TEAM	ADJ.	CONF.	ADJ CONF.
Average RPI Loss:	38	RECORD	PCT. RANK	GAMES	SCHEDULE	OF SCHEDULE	RPI	RPI	RPI	RPI
DIV. I ONLY	15- 8	88	6- 4	39	40	39	39	5	5	
DIV. I NON-CONF.	9- 4	85	2- 0	59	33	47	47	5	5	
TOTALS	RPI 1-25	RPI 26-50	W-L RECORDS	RPI 51-100	RPI 101-150	RPI 150+				
15- 8	1- 4	1- 2	OVERALL	0- 1	7- 1	6- 0				
9- 2	1- 1	1- 1	HOME	0- 0	4- 0	3- 0				
5- 5	0- 2	0- 1	AWAY	0- 1	3- 1	2- 0				
1- 1	0- 1	0- 0	NEUTRAL	0- 0	0- 0	1- 0				
9- 4	1- 1	1- 1	NON-CONFERENCE	0- 1	4- 1	3- 0				
7- 0	1- 0	1- 0	HOME	0- 0	3- 0	2- 0				
1- 3	0- 0	0- 1	AWAY	0- 1	1- 1	0- 0				
1- 1	0- 1	0- 0	NEUTRAL	0- 0	0- 0	1- 0				
6- 4	0- 3	0- 1	CONFERENCE	0- 0	3- 0	3- 0				
2- 2	0- 1	0- 1	HOME	0- 0	1- 0	1- 0				
4- 2	0- 2	0- 0	AWAY	0- 0	2- 0	2- 0				
0- 0	0- 0	0- 0	NEUTRAL	0- 0	0- 0	0- 0				

RPI 1-25				RPI 26-50				Team's RPI: 39	RPI 51-100				RPI 101+			
RPI	S	Opponent	Score	RPI	S	Opponent	Score		RPI	S	Opponent	Score	RPI	S	Opponent	Score
1	A	UConn	56 100	27	H	South Fla.	53 62		93	A	Middle Tenn.	59 62	101	A	SMU	71 59
4	N	Mississippi St.	49 66	29	A	LSU	51 69						107	A	Vanderbilt	63 74
23	A	Temple	71 86	36	H	North Carolina St.	63 58						117	H	Southern Miss.	86 67
23	H	Temple	50 76										129	H	Tulsa	70 65
25	H	Auburn	61 59										133	A	East Carolina	61 45
													136	H	Maine	77 62
													143	H	Eastern Wash.	63 51
													150	A	UTSA	75 66
													157	A	Cincinnati	74 68
													163	A	Houston	57 49
													163	H	Houston	82 56
													249	H	Grambling	79 56
													261	H	McNeese	82 65
													264	N	Eastern Mich.	62 50
LAST 12 Division I GAMES:																
23	H	Temple	50 76	101	A	SMU	71 59		23	A	Temple	71 86				
163	A	Houston	57 49	27	H	South Fla.	53 62		133	A	East Carolina	61 45				
157	A	Cincinnati	74 68	136	H	Maine	77 62		1	A	UConn	56 100				
129	H	Tulsa	70 65	25	H	Auburn	61 59		163	H	Houston	82 56				

Non-Div I Games:

Tulane

Average RPI Win:	165	WON-LOST	WINNING	LAST 10	STRENGTH OF	OPP. STRENGTH	TEAM	ADJ.	CONF.	ADJ CONF.
Average RPI Loss:	85	RECORD	PCT. RANK	GAMES	SCHEDULE	OF SCHEDULE	RPI	RPI	RPI	RPI
DIV. I ONLY	8- 15	254	4- 6	35	58	129	129	5	5	
DIV. I NON-CONF.	4- 9	248	0- 2	101	116	193	193	5	5	
TOTALS	RPI 1-25	RPI 26-50	W-L RECORDS	RPI 51-100	RPI 101-150	RPI 150+				
8- 15	0- 5	0- 3	OVERALL	0- 2	5- 2	3- 3				
5- 5	0- 2	0- 1	HOME	0- 1	3- 1	2- 0				
3- 9	0- 3	0- 2	AWAY	0- 0	2- 1	1- 3				
0- 1	0- 0	0- 0	NEUTRAL	0- 1	0- 0	0- 0				
4- 9	0- 2	0- 1	NON-CONFERENCE	0- 2	2- 2	2- 2				
2- 3	0- 0	0- 1	HOME	0- 1	1- 1	1- 0				
2- 5	0- 2	0- 0	AWAY	0- 0	1- 1	1- 2				
0- 1	0- 0	0- 0	NEUTRAL	0- 1	0- 0	0- 0				
4- 6	0- 3	0- 2	CONFERENCE	0- 0	3- 0	1- 1				
3- 2	0- 2	0- 0	HOME	0- 0	2- 0	1- 0				
1- 4	0- 1	0- 2	AWAY	0- 0	1- 0	0- 1				
0- 0	0- 0	0- 0	NEUTRAL	0- 0	0- 0	0- 0				

RPI S	Opponent	Score	RPI S	Opponent	Score	RPI S	Opponent	Score	RPI S	Opponent	Score	Team's RPI: 129
1	A UConn	50 96	27	A South Fla.	68 84	60	H South Dakota	68 71	101	H SMU	66 59	
1	H UConn	58 98	39	A Tulane	65 70	99	N BYU	56 71	119	H Saint Louis	70 64	
18	A Oklahoma	68 85	49	H Little Rock	58 63				120	H Arkansas	50 57	
19	A Kansas St.	62 82							133	H East Carolina	100 92	
23	H Temple	49 58							138	A Oral Roberts	68 76	
									140	A UCF	73 62	
									145	A New Mexico	67 64	
									163	A Houston	66 71	
									168	H Memphis	57 52	
									200	A Indiana St.	68 72	
									201	H North Texas	63 58	
									309	A UMKC	80 70	
									325	A Arkansas St.	80 83	
LAST 12 Division I GAMES:												
1	A UConn	50 96	23	H Temple	49 58							
133	H East Carolina	100 92	27	A South Fla.	68 84							
101	H SMU	66 59	168	H Memphis	57 52							
39	A Tulane	65 70	163	A Houston	66 71							
140	A UCF	73 62	200	A Indiana St.	68 72							
1	H UConn	58 98	49	H Little Rock	58 63							

Non-Div I Games:

Tulsa

■ Loss, 
■ Non-Conf, 
■ S Site, 
■ H Home 
■ A Away 
N Neutral



Average RPI Win:	246	WON-LOST	WINNING	LAST 10	STRENGTH OF	OPP. STRENGTH	TEAM	ADJ.	CONF.	ADJ CONF.
Average RPI Loss:	125	RECORD	PCT. RANK	GAMES	SCHEDULE	OF SCHEDULE	RPI	RPI	RPI	RPI
DIV. I ONLY	10- 11	194	4- 6	185	157	203	203	14	14	
DIV. I NON-CONF.	6- 4	126	0- 0	113	204	106	106	16	16	
TOTALS	RPI 1-25	RPI 26-50	W-L RECORDS	RPI 51-100	RPI 101-150	RPI 150+				
10- 11	0- 2	0- 0	OVERALL	0- 3	1- 2	9- 4				
7- 5	0- 1	0- 0	HOME	0- 2	0- 1	7- 1				
2- 6	0- 1	0- 0	AWAY	0- 1	1- 1	1- 3				
1- 0	0- 0	0- 0	NEUTRAL	0- 0	0- 0	1- 0				
6- 4	0- 2	0- 0	NON-CONFERENCE	0- 1	1- 0	5- 1				
3- 2	0- 1	0- 0	HOME	0- 1	0- 0	3- 0				
2- 2	0- 1	0- 0	AWAY	0- 0	1- 0	1- 1				
1- 0	0- 0	0- 0	NEUTRAL	0- 0	0- 0	1- 0				
4- 7	0- 0	0- 0	CONFERENCE	0- 2	0- 2	4- 3				
4- 3	0- 0	0- 0	HOME	0- 1	0- 1	4- 1				
0- 4	0- 0	0- 0	AWAY	0- 1	0- 1	0- 2				
0- 0	0- 0	0- 0	NEUTRAL	0- 0	0- 0	0- 0				

RPI 1-25				RPI 26-50				RPI 51-100				RPI 101+ Team's RPI: 203			
RPI	S	Opponent	Score	RPI	S	Opponent	Score	RPI	S	Opponent	Score	RPI	S	Opponent	Score
7	H	Florida St.	47 93					79	H	Belmont	58 72	105	A	Troy	81 77
15	A	DePaul	80 90					81	A	Western Ky.	48 60	117	A	Southern Miss.	59 64
								93	H	Middle Tenn.	61 64	150	H	UTSA	67 82
												159	A	Louisiana Tech	63 64
												176	H	Rice	62 61
												185	A	Southern Ill.	64 49
												201	H	North Texas	58 59
												227	A	Samford	49 52
												245	A	Marshall	58 61
												247	H	South Ala.	66 41
												271	H	FIU	82 68
												280	H	Mississippi Val.	80 46
												287	H	UTEP	74 61
												291	N	Gardner-Webb	59 49
												292	H	High Point	75 66
												330	H	Fla. Atlantic	66 55
LAST 12 Division I GAMES:															
150	H	UTSA	67 82	245	A	Marshall	58 61								
287	H	UTEP	74 61	81	A	Western Ky.	48 60								
117	A	Southern Miss.	59 64	176	H	Rice	62 61								
159	A	Louisiana Tech	63 64	201	H	North Texas	58 59								
271	H	FIU	82 68	93	H	Middle Tenn.	61 64								
330	H	Fla. Atlantic	66 55	247	H	South Ala.	66 41								

Non-Div I Games: Miles 106 48

UAB

Loss, Non-Conf, S Site, H Home A Away N Neutral

Average RPI Win:	224	WON-LOST	WINNING	LAST 10	STRENGTH OF	OPP. STRENGTH	TEAM	ADJ.	CONF.	ADJ CONF.
Average RPI Loss:	80	RECORD	PCT. RANK	GAMES	SCHEDULE	OF SCHEDULE	RPI	RPI	RPI	RPI
DIV. I ONLY	16- 6	54	8- 2	197	160	97	97	25	25	
DIV. I NON-CONF.	8- 4	97	1- 1	81	74	62	62	23	23	
TOTALS	RPI 1-25	RPI 26-50	W-L RECORDS	RPI 51-100	RPI 101-150	RPI 150+				
16- 6	0- 2	0- 0	OVERALL	1- 3	3- 0	12- 1				
8- 2	0- 0	0- 0	HOME	1- 1	1- 0	6- 1				
8- 3	0- 2	0- 0	AWAY	0- 1	2- 0	6- 0				
0- 1	0- 0	0- 0	NEUTRAL	0- 1	0- 0	0- 0				
8- 4	0- 2	0- 0	NON-CONFERENCE	1- 1	3- 0	4- 1				
4- 1	0- 0	0- 0	HOME	1- 0	1- 0	2- 1				
4- 2	0- 2	0- 0	AWAY	0- 0	2- 0	2- 0				
0- 1	0- 0	0- 0	NEUTRAL	0- 1	0- 0	0- 0				
8- 2	0- 0	0- 0	CONFERENCE	0- 2	0- 0	8- 0				
4- 1	0- 0	0- 0	HOME	0- 1	0- 0	4- 0				
4- 1	0- 0	0- 0	AWAY	0- 1	0- 0	4- 0				
0- 0	0- 0	0- 0	NEUTRAL	0- 0	0- 0	0- 0				

RPI 1-25				RPI 26-50				RPI 51-100				Team's RPI: 97	RPI 101+			
RPI	S	Opponent	Score	RPI	S	Opponent	Score	RPI	S	Opponent	Score		RPI	S	Opponent	Score
6	A	Oregon St.	52 93					65	H	Montana St.	70 62		125	H	St. Mary's (CA)	68 66
10	A	Stanford	42 68					84	N	Jacksonville	54 61		140	A	UCF	77 71
								100	A	Long Beach St.	62 64		148	A	San Francisco	78 58
								100	H	Long Beach St.	51 64		166	H	UC Riverside	72 55
													181	H	Hofstra	60 64
													197	H	CSUN	81 65
													210	A	Pacific	95 87
													232	H	San Diego St.	75 55
													234	H	Hawaii	70 55
													242	A	UC Santa Barbara	62 48
													268	A	Cal Poly	61 53
													275	H	Portland	66 52
													278	A	Sacramento St.	110 78
													327	A	UC Irvine	89 48
													339	A	Cal St. Fullerton	70 51
													339	H	Cal St. Fullerton	59 39
LAST 12 Division I GAMES:																
242	A	UC Santa Barbara	62 48	197	H	CSUN	81 65									
268	A	Cal Poly	61 53	100	H	Long Beach St.	51 64									
339	H	Cal St. Fullerton	59 39	234	H	Hawaii	70 55									
166	H	UC Riverside	72 55	327	A	UC Irvine	89 48									
100	A	Long Beach St.	62 64	84	N	Jacksonville	54 61									
339	A	Cal St. Fullerton	70 51	140	A	UCF	77 71									

Non-Div I Games: Holy Names 91 51

UC Davis

■ Loss, 
 ■ Non-Conf, 
 ■ S Site, 
 ■ Home 
 ■ A Away 
 N Neutral

Average RPI Win: <b>244</b>	WON-LOST	WINNING	LAST 10	STRENGTH OF	OPP. STRENGTH	TEAM	ADJ.	CONF.	ADJ CONF.
Average RPI Loss: <b>187</b>	RECORD	PCT. RANK	GAMES	SCHEDULE	OF SCHEDULE	RPI	RPI	RPI	RPI
DIV. I ONLY	2- 19	338	1- 8	205	274	327	327	25	25
DIV. I NON-CONF.	1- 12	332	0- 3	196	295	323	323	23	23
TOTALS	RPI 1-25	RPI 26-50	W-L RECORDS	RPI 51-100	RPI 101-150	RPI 150+			
2- 19	0- 0	0- 0	OVERALL	0- 5	0- 1	2- 13			
1- 10	0- 0	0- 0	HOME	0- 4	0- 1	1- 5			
1- 8	0- 0	0- 0	AWAY	0- 1	0- 0	1- 7			
0- 1	0- 0	0- 0	NEUTRAL	0- 0	0- 0	0- 1			
1- 12	0- 0	0- 0	NON-CONFERENCE	0- 3	0- 1	1- 8			
0- 6	0- 0	0- 0	HOME	0- 2	0- 1	0- 3			
1- 5	0- 0	0- 0	AWAY	0- 1	0- 0	1- 4			
0- 1	0- 0	0- 0	NEUTRAL	0- 0	0- 0	0- 1			
1- 7	0- 0	0- 0	CONFERENCE	0- 2	0- 0	1- 5			
1- 4	0- 0	0- 0	HOME	0- 2	0- 0	1- 2			
0- 3	0- 0	0- 0	AWAY	0- 0	0- 0	0- 3			
0- 0	0- 0	0- 0	NEUTRAL	0- 0	0- 0	0- 0			

RPI S	Opponent	Score	RPI S	Opponent	Score	RPI S	Opponent	Score	RPI S	Opponent	Score	Team's RPI: 327
						75	H Southern California	45 <b>83</b>	119	H Saint Louis	69 <b>79</b>	
						78	A Gonzaga	38 <b>102</b>	166	A UC Riverside	58 <b>76</b>	
						80	H UNLV	46 <b>62</b>	166	H UC Riverside	58 <b>79</b>	
						97	H UC Davis	48 <b>89</b>	167	N Fresno St.	45 <b>63</b>	
						100	H Long Beach St.	63 <b>68</b>	190	A Idaho St.	54 <b>65</b>	
									197	H CSUN	77 52	
									202	A Utah St.	52 <b>66</b>	
									211	A Loyola Marymount	39 <b>58</b>	
									234	A Hawaii	62 <b>79</b>	
									242	H UC Santa Barbara	60 <b>85</b>	
									253	A Portland St.	73 <b>79</b>	
									273	H Southern Utah	58 <b>70</b>	
									278	H Sacramento St.	70 <b>78</b>	
									288	H CSU Bakersfield	66 <b>86</b>	
									290	A Nevada	72 59	
									339	A Cal St. Fullerton	53 <b>64</b>	
LAST 12 Division I GAMES:												
			100	H Long Beach St.	63 <b>68</b>		166	A UC Riverside	58 <b>76</b>			
			242	H UC Santa Barbara	60 <b>85</b>		97	H UC Davis	48 <b>89</b>			
			234	A Hawaii	62 <b>79</b>		75	H Southern California	45 <b>83</b>			
			166	H UC Riverside	58 <b>79</b>		273	H Southern Utah	58 <b>70</b>			
			339	A Cal St. Fullerton	53 <b>64</b>		288	H CSU Bakersfield	66 <b>86</b>			
			197	H CSUN	77 52		80	H UNLV	46 <b>62</b>			

Non-Div I Games: Concordia (CA) 92 61

UC Irvine

■ Loss, 
 ■ Non-Conf, 
 ■ S Site, 
 ■ H Home 
 ■ A Away 
 N Neutral

Average RPI Win:	263	WON-LOST	WINNING	LAST 10	STRENGTH OF	OPP. STRENGTH	TEAM	ADJ.	CONF.	ADJ CONF.
Average RPI Loss:	101	RECORD	PCT. RANK	GAMES	SCHEDULE	OF SCHEDULE	RPI	RPI	RPI	RPI
DIV. I ONLY	12- 10	147	6- 4	231	174	166	166	25	25	
DIV. I NON-CONF.	6- 7	182	1- 2	128	122	146	146	23	23	
TOTALS	RPI 1-25	RPI 26-50	W-L RECORDS	RPI 51-100	RPI 101-150	RPI 150+				
12- 10	0- 0	0- 2	OVERALL	0- 5	0- 1	12- 2				
7- 2	0- 0	0- 0	HOME	0- 1	0- 1	7- 0				
4- 8	0- 0	0- 2	AWAY	0- 4	0- 0	4- 2				
1- 0	0- 0	0- 0	NEUTRAL	0- 0	0- 0	1- 0				
6- 7	0- 0	0- 2	NON-CONFERENCE	0- 3	0- 1	6- 1				
3- 2	0- 0	0- 0	HOME	0- 1	0- 1	3- 0				
2- 5	0- 0	0- 2	AWAY	0- 2	0- 0	2- 1				
1- 0	0- 0	0- 0	NEUTRAL	0- 0	0- 0	1- 0				
6- 3	0- 0	0- 0	CONFERENCE	0- 2	0- 0	6- 1				
4- 0	0- 0	0- 0	HOME	0- 0	0- 0	4- 0				
2- 3	0- 0	0- 0	AWAY	0- 2	0- 0	2- 1				
0- 0	0- 0	0- 0	NEUTRAL	0- 0	0- 0	0- 0				

RPI S	Opponent	Score	RPI S	Opponent	Score	RPI S	Opponent	Score	RPI S	Opponent	Score	Team's RPI: 166
30	A Missouri	62 68	60	H South Dakota	55 61	118	H Penn	55 71				
40	A California	56 71	75	A Southern California	49 67	153	A Kansas	84 90				
			91	A FGCU	45 60	211	A Loyola Marymount	75 72				
			97	A UC Davis	55 72	213	H Seattle U	58 54				
			100	A Long Beach St.	51 55	222	H Grand Canyon	77 64				
						227	N Samford	51 48				
						232	H San Diego St.	72 44				
						234	H Hawaii	63 45				
						242	A UC Santa Barbara	54 58				
						268	A Cal Poly	72 69				
						268	H Cal Poly	68 59				
						288	A CSU Bakersfield	71 66				
						327	A UC Irvine	79 58				
						327	H UC Irvine	76 58				
						339	H Cal St. Fullerton	68 45				
LAST 12 Division I GAMES:												
268	A Cal Poly	72 69	242	A UC Santa Barbara	54 58							
234	H Hawaii	63 45	268	H Cal Poly	68 59							
100	A Long Beach St.	51 55	327	H UC Irvine	76 58							
97	A UC Davis	55 72	118	H Penn	55 71							
339	H Cal St. Fullerton	68 45	91	A FGCU	45 60							
327	A UC Irvine	79 58	227	N Samford	51 48							

Non-Div I Games:

UC Riverside

■ Loss, 
 ■ Non-Conf, 
 ■ S Site, 
 ■ H Home 
 ■ A Away 
 N Neutral

Average RPI Win:	260	WON-LOST	WINNING	LAST 10	STRENGTH OF	OPP. STRENGTH	TEAM	ADJ.	CONF.	ADJ CONF.
Average RPI Loss:	166	RECORD	PCT. RANK	GAMES	SCHEDULE	OF SCHEDULE	RPI	RPI	RPI	RPI
DIV. I ONLY	11- 11	168	6- 4	327	164	242	242	25	25	
DIV. I NON-CONF.	5- 8	218	2- 1	318	110	280	280	23	23	
TOTALS	RPI 1-25	RPI 26-50	W-L RECORDS	RPI 51-100	RPI 101-150	RPI 150+				
11- 11	0- 1	0- 0	OVERALL	1- 2	0- 1	10- 7				
6- 4	0- 1	0- 0	HOME	1- 1	0- 1	5- 1				
3- 7	0- 0	0- 0	AWAY	0- 1	0- 0	3- 6				
2- 0	0- 0	0- 0	NEUTRAL	0- 0	0- 0	2- 0				
5- 8	0- 1	0- 0	NON-CONFERENCE	0- 1	0- 1	5- 5				
2- 3	0- 1	0- 0	HOME	0- 0	0- 1	2- 1				
1- 5	0- 0	0- 0	AWAY	0- 1	0- 0	1- 4				
2- 0	0- 0	0- 0	NEUTRAL	0- 0	0- 0	2- 0				
6- 3	0- 0	0- 0	CONFERENCE	1- 1	0- 0	5- 2				
4- 1	0- 0	0- 0	HOME	1- 1	0- 0	3- 0				
2- 2	0- 0	0- 0	AWAY	0- 0	0- 0	2- 2				
0- 0	0- 0	0- 0	NEUTRAL	0- 0	0- 0	0- 0				

RPI	S	Opponent	Score	RPI	S	Opponent	Score	RPI	S	Opponent	Score	RPI	S	Opponent	Score	Team's RPI: 242
12	H	UCLA	52 71					71	A	Iowa St.	60 77	149	H	Yale	60 64	
								97	H	UC Davis	48 62	158	H	Santa Clara	58 69	
								100	H	Long Beach St.	65 60	166	H	UC Riverside	58 54	
												167	A	Fresno St.	50 49	
												197	A	CSUN	61 75	
												211	A	Loyola Marymount	55 57	
												213	A	Seattle U	53 58	
												215	A	San Diego	63 77	
												232	A	San Diego St.	70 84	
												234	H	Hawaii	74 62	
												268	A	Cal Poly	67 78	
												283	N	North Dakota St.	66 59	
												296	H	Northern Ariz.	60 51	
												305	N	A&M-Corpus Christi	66 60	
												308	H	Pepperdine	66 57	
												327	A	UC Irvine	85 60	
												339	A	Cal St. Fullerton	56 49	
												339	H	Cal St. Fullerton	57 37	
LAST 12 Division I GAMES:																
97	H	UC Davis	48 62	166	H	UC Riverside	58 54									
339	H	Cal St. Fullerton	57 37	339	A	Cal St. Fullerton	56 49									
327	A	UC Irvine	85 60	268	A	Cal Poly	67 78									
197	A	CSUN	61 75	149	H	Yale	60 64									
234	H	Hawaii	74 62	283	N	North Dakota St.	66 59									
100	H	Long Beach St.	65 60	305	N	A&M-Corpus Christi	66 60									

Non-Div I Games:

UC Santa Barbara

■ Loss, 
 ■ Non-Conf, 
 ■ S Site, 
 ■ H Home 
 ■ A Away 
 N Neutral

Average RPI Win:	218	WON-LOST	WINNING	LAST 10	STRENGTH OF	OPP. STRENGTH	TEAM	ADJ.	CONF.	ADJ CONF.
Average RPI Loss:	104	RECORD	PCT. RANK	GAMES	SCHEDULE	OF SCHEDULE	RPI	RPI	RPI	RPI
DIV. I ONLY	13- 9	125	3- 7	172	112	140	140	5	5	
DIV. I NON-CONF.	10- 3	54	2- 1	232	245	108	108	5	5	
TOTALS	RPI 1-25	RPI 26-50	W-L RECORDS	RPI 51-100	RPI 101-150	RPI 150+				
13- 9	0- 1	0- 1	OVERALL	0- 2	2- 2	11- 3				
7- 5	0- 1	0- 1	HOME	0- 1	1- 1	6- 1				
6- 4	0- 0	0- 0	AWAY	0- 1	1- 1	5- 2				
0- 0	0- 0	0- 0	NEUTRAL	0- 0	0- 0	0- 0				
10- 3	0- 0	0- 1	NON-CONFERENCE	0- 2	1- 0	9- 0				
6- 2	0- 0	0- 1	HOME	0- 1	1- 0	5- 0				
4- 1	0- 0	0- 0	AWAY	0- 1	0- 0	4- 0				
0- 0	0- 0	0- 0	NEUTRAL	0- 0	0- 0	0- 0				
3- 6	0- 1	0- 0	CONFERENCE	0- 0	1- 2	2- 3				
1- 3	0- 1	0- 0	HOME	0- 0	0- 1	1- 1				
2- 3	0- 0	0- 0	AWAY	0- 0	1- 1	1- 2				
0- 0	0- 0	0- 0	NEUTRAL	0- 0	0- 0	0- 0				

RPI 1-25				RPI 26-50				RPI 51-100				RPI 101+ Team's RPI: 140			
RPI	S	Opponent	Score	RPI	S	Opponent	Score	RPI	S	Opponent	Score	RPI	S	Opponent	Score
1	H	UConn	48 84	44	H	Virginia Tech	64 67	69	A	Buffalo	65 66	101	A	SMU	58 63
								97	H	UC Davis	71 77	126	H	Rider	49 30
												129	H	Tulsa	62 73
												133	A	East Carolina	54 42
												157	A	Cincinnati	57 63
												157	H	Cincinnati	64 44
												163	A	Houston	62 48
												165	H	Omaha	81 41
												168	A	Memphis	59 65
												168	H	Memphis	62 65
												233	A	Butler	66 59
												246	H	Austin Peay	61 43
												247	H	South Ala.	70 58
												257	A	Ga. Southern	74 54
												258	H	Bethune-Cookman	70 43
												271	A	FIU	69 52
												281	A	Davidson	57 38
												291	H	Gardner-Webb	66 52
LAST 12 Division I GAMES:															
101	A	SMU	58 63	168	H	Memphis	62 65								
168	A	Memphis	59 65	157	A	Cincinnati	57 63								
157	H	Cincinnati	64 44	1	H	UConn	48 84								
129	H	Tulsa	62 73	97	H	UC Davis	71 77								
133	A	East Carolina	54 42	165	H	Omaha	81 41								
163	A	Houston	62 48	257	A	Ga. Southern	74 54								

Non-Div I Games:

UCF

■ Loss, 
 ■ Non-Conf, 
 S Site, 
 ■ Home 
 ■ Away 
 N Neutral

Average RPI Win:	125	WON-LOST	WINNING	LAST 10	STRENGTH OF	OPP. STRENGTH	TEAM	ADJ.	CONF.	ADJ CONF.
Average RPI Loss:	22	RECORD	PCT. RANK	GAMES	SCHEDULE	OF SCHEDULE	RPI	RPI	RPI	RPI
DIV. I ONLY	17- 5	27	7- 3	24	15	12	12	1	1	
DIV. I NON-CONF.	9- 2	37	1- 0	48	79	12	12	1	1	
<hr/>										
TOTALS	RPI 1-25	RPI 26-50	W-L RECORDS	RPI 51-100	RPI 101-150	RPI 150+				
17- 5	2- 3	2- 1	OVERALL	6- 1	1- 0	6- 0				
12- 0	2- 0	2- 0	HOME	3- 0	1- 0	4- 0				
3- 5	0- 3	0- 1	AWAY	1- 1	0- 0	2- 0				
2- 0	0- 0	0- 0	NEUTRAL	2- 0	0- 0	0- 0				
9- 2	0- 2	1- 0	NON-CONFERENCE	2- 0	0- 0	6- 0				
5- 0	0- 0	1- 0	HOME	0- 0	0- 0	4- 0				
2- 2	0- 2	0- 0	AWAY	0- 0	0- 0	2- 0				
2- 0	0- 0	0- 0	NEUTRAL	2- 0	0- 0	0- 0				
8- 3	2- 1	1- 1	CONFERENCE	4- 1	1- 0	0- 0				
7- 0	2- 0	1- 0	HOME	3- 0	1- 0	0- 0				
1- 3	0- 1	0- 1	AWAY	1- 1	0- 0	0- 0				
0- 0	0- 0	0- 0	NEUTRAL	0- 0	0- 0	0- 0				

RPI 1-25				RPI 26-50				RPI 51-100				RPI 101+			
RPI	S	Opponent	Score	RPI	S	Opponent	Score	RPI	S	Opponent	Score	RPI	S	Opponent	Score
3	A	South Carolina	57 66	28	H	Michigan	84 64	51	N	Iowa	78 65	123	H	Arizona	69 49
5	A	Baylor	70 84	37	H	Oregon	79 63	55	A	Washington St.	73 82	210	H	Pacific	82 55
6	H	Oregon St.	66 56	40	A	California	77 80	72	H	Utah	67 56	234	H	Hawaii	72 49
8	A	Washington	70 82					75	A	Southern California	74 59	235	H	Southern U.	95 47
24	H	Arizona St.	69 60					75	H	Southern California	71 67	242	A	UC Santa Barbara	71 52
								87	N	Toledo	75 73	268	H	Cal Poly	80 64
								88	H	Colorado	87 74	277	A	N.C. A&T	83 42
<hr/>															
LAST 12 Division I GAMES:															
				40	A	California	77 80	6	H	Oregon St.	66 56				
				123	H	Arizona	69 49	8	A	Washington	70 82				
				24	H	Arizona St.	69 60	55	A	Washington St.	73 82				
				75	H	Southern California	71 67	88	H	Colorado	87 74				
				75	A	Southern California	74 59	72	H	Utah	67 56				
				37	H	Oregon	79 63	277	A	N.C. A&T	83 42				

Non-Div I Games:

UCLA

Average RPI Win:	68	WON-LOST	WINNING	LAST 10	STRENGTH OF	OPP. STRENGTH	TEAM	ADJ.	CONF.	ADJ CONF.
Average RPI Loss:	0	RECORD	PCT. RANK	GAMES	SCHEDULE	OF SCHEDULE	RPI	RPI	RPI	RPI
DIV. I ONLY	22- 0	1	10- 0	1	1	1	1	1	5	5
DIV. I NON-CONF.	12- 0	1	2- 0	1	1	1	1	1	5	5
TOTALS	RPI 1-25	RPI 26-50	W-L RECORDS	RPI 51-100	RPI 101-150	RPI 150+				
22- 0	8- 0	4- 0	OVERALL	2- 0	6- 0	2- 0				
10- 0	2- 0	3- 0	HOME	2- 0	2- 0	1- 0				
11- 0	5- 0	1- 0	AWAY	0- 0	4- 0	1- 0				
1- 0	1- 0	0- 0	NEUTRAL	0- 0	0- 0	0- 0				
12- 0	7- 0	2- 0	NON-CONFERENCE	2- 0	0- 0	1- 0				
5- 0	2- 0	1- 0	HOME	2- 0	0- 0	0- 0				
6- 0	4- 0	1- 0	AWAY	0- 0	0- 0	1- 0				
1- 0	1- 0	0- 0	NEUTRAL	0- 0	0- 0	0- 0				
10- 0	1- 0	2- 0	CONFERENCE	0- 0	6- 0	1- 0				
5- 0	0- 0	2- 0	HOME	0- 0	2- 0	1- 0				
5- 0	1- 0	0- 0	AWAY	0- 0	4- 0	0- 0				
0- 0	0- 0	0- 0	NEUTRAL	0- 0	0- 0	0- 0				

RPI	S	Opponent	Score	RPI	S	Opponent	Score	RPI	S	Opponent	Score	RPI	S	Opponent	Score
2	A	Notre Dame	72 61	27	H	South Fla.	102 37	62	H	Dayton	98 65	101	A	SMU	88 48
5	H	Baylor	72 61	29	A	LSU	76 53	95	H	Chattanooga	80 43	129	A	Tulsa	98 58
7	A	Florida St.	78 76	31	H	Ohio St.	82 63					129	H	Tulsa	96 50
9	N	Texas	72 54	39	H	Tulane	100 56					133	A	East Carolina	91 44
15	H	DePaul	91 46									133	H	East Carolina	90 45
17	A	Maryland	87 81									140	A	UCF	84 48
19	A	Kansas St.	75 58									163	H	Houston	91 42
23	A	Temple	97 69									179	A	Nebraska	84 41
LAST 12 Division I GAMES:															
129	H	Tulsa	96 50	101	A	SMU	88 48								
23	A	Temple	97 69	27	H	South Fla.	102 37								
163	H	Houston	91 42	133	H	East Carolina	90 45								
133	A	East Carolina	91 44	140	A	UCF	84 48								
39	H	Tulane	100 56	17	A	Maryland	87 81								
129	A	Tulsa	98 58	179	A	Nebraska	84 41								

Non-Div I Games:

UConn



Average RPI Win:	237	WON-LOST	WINNING	LAST 10	STRENGTH OF	OPP. STRENGTH	TEAM	ADJ.	CONF.	ADJ CONF.
Average RPI Loss:	168	RECORD	PCT. RANK	GAMES	SCHEDULE	OF SCHEDULE	RPI	RPI	RPI	RPI
DIV. I ONLY	10- 12	202	6- 4	246	242	230	230	22	22	
DIV. I NON-CONF.	4- 8	230	2- 0	269	285	287	287	22	22	
TOTALS	RPI 1-25	RPI 26-50	W-L RECORDS	RPI 51-100	RPI 101-150	RPI 150+				
10- 12	0- 1	0- 0	OVERALL	0- 2	2- 1	8- 8				
6- 6	0- 0	0- 0	HOME	0- 0	1- 0	5- 6				
3- 6	0- 1	0- 0	AWAY	0- 2	1- 1	2- 2				
1- 0	0- 0	0- 0	NEUTRAL	0- 0	0- 0	1- 0				
4- 8	0- 1	0- 0	NON-CONFERENCE	0- 1	1- 0	3- 6				
1- 5	0- 0	0- 0	HOME	0- 0	0- 0	1- 5				
2- 3	0- 1	0- 0	AWAY	0- 1	1- 0	1- 1				
1- 0	0- 0	0- 0	NEUTRAL	0- 0	0- 0	1- 0				
6- 4	0- 0	0- 0	CONFERENCE	0- 1	1- 1	5- 2				
5- 1	0- 0	0- 0	HOME	0- 0	1- 0	4- 1				
1- 3	0- 0	0- 0	AWAY	0- 1	0- 1	1- 1				
0- 0	0- 0	0- 0	NEUTRAL	0- 0	0- 0	0- 0				

RPI 1-25				RPI 26-50				RPI 51-100				RPI 101+ Team's RPI: 230			
RPI	S	Opponent	Score	RPI	S	Opponent	Score	RPI	S	Opponent	Score	RPI	S	Opponent	Score
17	A	Maryland	42 92					70	A	Virginia	30 56	136	A	Maine	40 72
								94	A	New Hampshire	50 60	136	H	Maine	66 62
												144	A	Columbia	67 56
												151	H	Hartford	73 80
												161	A	Albany (NY)	64 56
												162	H	Towson	48 59
												174	H	Princeton	58 69
												175	A	American	53 70
												205	A	Binghamton	62 69
												205	H	Binghamton	53 45
												239	H	Loyola Maryland	65 70
												248	H	UMES	57 70
												254	H	Stony Brook	67 61
												260	H	Vermont	69 66
												267	N	Liberty	62 51
												269	H	Coppin St.	73 63
												333	A	LIU Brooklyn	57 45
												338	H	UMass Lowell	79 72
												348	H	Morgan St.	61 69
LAST 12 Division I GAMES:															
136	H	Maine	66 62	260	H	Vermont	69 66								
205	H	Binghamton	53 45	151	H	Hartford	73 80								
94	A	New Hampshire	50 60	136	A	Maine	40 72								
254	H	Stony Brook	67 61	205	A	Binghamton	62 69								
338	H	UMass Lowell	79 72	269	H	Coppin St.	73 63								
161	A	Albany (NY)	64 56	267	N	Liberty	62 51								

Non-Div I Games: Gettysburg 71 51

UMBC

■ Loss, 
 ■ Non-Conf, 
 ■ S Site, 
 ■ H Home 
 ■ A Away 
 N Neutral

Average RPI Win:	255	WON-LOST	WINNING	LAST 10	STRENGTH OF	OPP. STRENGTH	TEAM	ADJ.	CONF.	ADJ CONF.
Average RPI Loss:	218	RECORD	PCT. RANK	GAMES	SCHEDULE	OF SCHEDULE	RPI	RPI	RPI	RPI
DIV. I ONLY	8- 11	216	3- 7	312	319	248	248	32	32	
DIV. I NON-CONF.	5- 5	165	1- 2	183	251	119	119	31	31	
TOTALS	RPI 1-25	RPI 26-50	W-L RECORDS	RPI 51-100	RPI 101-150	RPI 150+				
8- 11	0- 1	0- 1	OVERALL	0- 1	0- 1	8- 7				
1- 4	0- 0	0- 0	HOME	0- 0	0- 0	1- 4				
6- 7	0- 1	0- 1	AWAY	0- 1	0- 1	6- 3				
1- 0	0- 0	0- 0	NEUTRAL	0- 0	0- 0	1- 0				
5- 5	0- 1	0- 1	NON-CONFERENCE	0- 1	0- 1	5- 1				
1- 0	0- 0	0- 0	HOME	0- 0	0- 0	1- 0				
3- 5	0- 1	0- 1	AWAY	0- 1	0- 1	3- 1				
1- 0	0- 0	0- 0	NEUTRAL	0- 0	0- 0	1- 0				
3- 6	0- 0	0- 0	CONFERENCE	0- 0	0- 0	3- 6				
0- 4	0- 0	0- 0	HOME	0- 0	0- 0	0- 4				
3- 2	0- 0	0- 0	AWAY	0- 0	0- 0	3- 2				
0- 0	0- 0	0- 0	NEUTRAL	0- 0	0- 0	0- 0				

RPI 1-25				RPI 26-50				RPI 51-100				RPI 101+ Team's RPI: 248			
RPI	S	Opponent	Score	RPI	S	Opponent	Score	RPI	S	Opponent	Score	RPI	S	Opponent	Score
17	A	Maryland	61 106	36	A	North Carolina St.	58 77	70	A	Virginia	50 60	133	A	East Carolina	58 66
												156	A	Hampton	68 65
												219	N	Saint Francis (PA)	90 82
												230	A	UMBC	70 57
												251	H	Howard	71 72
												252	H	UNCG	60 53
												258	A	Bethune-Cookman	59 56
												269	H	Coppin St.	49 55
												272	H	Savannah St.	58 59
												277	A	N.C. A&T	60 57
												317	A	USC Upstate	63 76
												321	A	Mt. St. Mary's	63 52
												330	A	Fla. Atlantic	76 59
												341	A	Florida A&M	49 59
												342	H	South Carolina St.	60 67
												345	A	N.C. Central	59 68
LAST 12 Division I GAMES:															
269	H	Coppin St.	49 55	251	H	Howard	71 72								
156	A	Hampton	68 65	277	A	N.C. A&T	60 57								
272	H	Savannah St.	58 59	345	A	N.C. Central	59 68								
342	H	South Carolina St.	60 67	317	A	USC Upstate	63 76								
341	A	Florida A&M	49 59	70	A	Virginia	50 60								
258	A	Bethune-Cookman	59 56	330	A	Fla. Atlantic	76 59								

Non-Div I Games: Cheyney 75 38

UMES

■ Loss, 
 ■ Non-Conf, 
 ■ S Site, 
 ■ Home 
 ■ A Away 
 N Neutral

Average RPI Win:	251	WON-LOST	WINNING	LAST 10	STRENGTH OF	OPP. STRENGTH	TEAM	ADJ.	CONF.	ADJ CONF.
Average RPI Loss:	190	RECORD	PCT. RANK	GAMES	SCHEDULE	OF SCHEDULE	RPI	RPI	RPI	RPI
DIV. I ONLY	4- 15	313	1- 9	174	337	309	309	29	29	
DIV. I NON-CONF.	3- 8	262	0- 4	176	270	269	269	29	29	
TOTALS	RPI 1-25	RPI 26-50	W-L RECORDS	RPI 51-100	RPI 101-150	RPI 150+				
4- 15	0- 0	0- 0	OVERALL	0- 2	1- 1	3- 12				
2- 9	0- 0	0- 0	HOME	0- 2	0- 1	2- 6				
2- 6	0- 0	0- 0	AWAY	0- 0	1- 0	1- 6				
0- 0	0- 0	0- 0	NEUTRAL	0- 0	0- 0	0- 0				
3- 8	0- 0	0- 0	NON-CONFERENCE	0- 2	1- 1	2- 5				
1- 6	0- 0	0- 0	HOME	0- 2	0- 1	1- 3				
2- 2	0- 0	0- 0	AWAY	0- 0	1- 0	1- 2				
0- 0	0- 0	0- 0	NEUTRAL	0- 0	0- 0	0- 0				
1- 7	0- 0	0- 0	CONFERENCE	0- 0	0- 0	1- 7				
1- 3	0- 0	0- 0	HOME	0- 0	0- 0	1- 3				
0- 4	0- 0	0- 0	AWAY	0- 0	0- 0	0- 4				
0- 0	0- 0	0- 0	NEUTRAL	0- 0	0- 0	0- 0				

RPI 1-25				RPI 26-50				RPI 51-100				RPI 101+				Team's RPI: 309	
RPI	S	Opponent	Score	RPI	S	Opponent	Score	RPI	S	Opponent	Score	RPI	S	Opponent	Score		
								77	H	Northern Ill.	75	86	129	H	Tulsa	70	80
								90	H	Western Ill.	65	78	131	A	Abilene Christian	71	68
													164	H	Western Mich.	54	66
													165	H	Omaha	57	80
													169	A	La Salle	59	64
													185	H	Southern Ill.	69	77
													192	A	Wichita St.	56	54
													198	A	New Mexico St.	72	78
													198	H	New Mexico St.	43	60
													213	H	Seattle U	65	75
													222	A	Grand Canyon	64	75
													250	A	UTRGV	39	74
													250	H	UTRGV	52	63
													254	A	Stony Brook	55	57
													288	A	CSU Bakersfield	33	52
													331	H	Utah Valley	66	63
													348	H	Morgan St.	64	56
LAST 12 Division I GAMES:																	
250	H	UTRGV	52	63	250	A	UTRGV	39	74								
288	A	CSU Bakersfield	33	52	198	A	New Mexico St.	72	78								
222	A	Grand Canyon	64	75	254	A	Stony Brook	55	57								
198	H	New Mexico St.	43	60	169	A	La Salle	59	64								
331	H	Utah Valley	66	63	77	H	Northern Ill.	75	86								
213	H	Seattle U	65	75	185	H	Southern Ill.	69	77								

Non-Div I Games: Cent. Christian (KS111 43 Mo.-St. Louis 60 45

UMKC

Loss, Non-Conf, S Site, H Home A Away N Neutral

Average RPI Win: <b>288</b>	WON-LOST	WINNING	LAST 10	STRENGTH OF	OPP. STRENGTH	TEAM	ADJ.	CONF.	ADJ CONF.
Average RPI Loss: <b>196</b>	RECORD	PCT. RANK	GAMES	SCHEDULE	OF SCHEDULE	RPI	RPI	RPI	RPI
DIV. I ONLY	2- 20	342	0- 10	268	275	338	338	22	22
DIV. I NON-CONF.	2- 10	305	0- 1	304	327	344	344	22	22
TOTALS	RPI 1-25	RPI 26-50	W-L RECORDS	RPI 51-100	RPI 101-150	RPI 150+			
2- 20	0- 1	0- 0	OVERALL	0- 2	0- 2	2- 15			
2- 8	0- 0	0- 0	HOME	0- 1	0- 1	2- 6			
0- 12	0- 1	0- 0	AWAY	0- 1	0- 1	0- 9			
0- 0	0- 0	0- 0	NEUTRAL	0- 0	0- 0	0- 0			
2- 10	0- 1	0- 0	NON-CONFERENCE	0- 1	0- 1	2- 7			
2- 3	0- 0	0- 0	HOME	0- 0	0- 0	2- 3			
0- 7	0- 1	0- 0	AWAY	0- 1	0- 1	0- 4			
0- 0	0- 0	0- 0	NEUTRAL	0- 0	0- 0	0- 0			
0- 10	0- 0	0- 0	CONFERENCE	0- 1	0- 1	0- 8			
0- 5	0- 0	0- 0	HOME	0- 1	0- 1	0- 3			
0- 5	0- 0	0- 0	AWAY	0- 0	0- 0	0- 5			
0- 0	0- 0	0- 0	NEUTRAL	0- 0	0- 0	0- 0			

RPI 1-25				RPI 26-50				RPI 51-100				RPI 101+ Team's RPI: 338			
RPI	S	Opponent	Score	RPI	S	Opponent	Score	RPI	S	Opponent	Score	RPI	S	Opponent	Score
17	A	Maryland	44 <b>100</b>					53	A	Indiana	45 <b>79</b>	136	H	Maine	44 <b>65</b>
								94	H	New Hampshire	57 <b>76</b>	144	A	Columbia	57 <b>76</b>
												151	A	Hartford	59 <b>80</b>
												161	A	Albany (NY)	69 <b>93</b>
												161	H	Albany (NY)	60 <b>79</b>
												162	A	Towson	56 <b>90</b>
												183	H	Fairfield	41 <b>65</b>
												205	A	Binghamton	54 <b>69</b>
												205	H	Binghamton	48 <b>58</b>
												229	H	Colgate	82 <b>77</b>
												230	A	UMBC	72 <b>79</b>
												254	A	Stony Brook	53 <b>83</b>
												260	H	Vermont	46 <b>61</b>
												274	A	Boston U.	56 <b>66</b>
												293	A	Bryant	62 <b>73</b>
												300	H	Rhode Island	57 <b>64</b>
												304	A	Holy Cross	47 <b>62</b>
												335	H	Longwood	59 <b>72</b>
												346	H	Fairleigh Dickinson	61 <b>55</b>
LAST 12 Division I GAMES:															
205	A	Binghamton	54 <b>69</b>	151	A	Hartford	59 <b>80</b>								
161	H	Albany (NY)	60 <b>79</b>	136	H	Maine	44 <b>65</b>								
94	H	New Hampshire	57 <b>76</b>	205	H	Binghamton	48 <b>58</b>								
230	A	UMBC	72 <b>79</b>	161	A	Albany (NY)	69 <b>93</b>								
260	H	Vermont	46 <b>61</b>	293	A	Bryant	62 <b>73</b>								
254	A	Stony Brook	53 <b>83</b>	229	H	Colgate	82 <b>77</b>								

Non-Div I Games: Keene St. 74 48

UMass Lowell

■ Loss, 
 ■ Non-Conf, 
 ■ S Site, 
 ■ H Home 
 ■ A Away 
 N Neutral

## UNC Asheville

Through Games Of Feb. 5, 2017

Average RPI Win:	<b>282</b>	WON-LOST	WINNING	LAST 10	STRENGTH OF	OPP. STRENGTH	TEAM	ADJ.	CONF.	ADJ CONF.
Average RPI Loss:	<b>186</b>	RECORD	PCT. RANK	GAMES	SCHEDULE	OF SCHEDULE	RPI	RPI	RPI	RPI
DIV. I ONLY	<b>10- 10</b>	<b>168</b>	<b>5- 5</b>	<b>307</b>	<b>306</b>	<b>225</b>	<b>225</b>	<b>28</b>	<b>28</b>	
DIV. I NON-CONF.	<b>5- 5</b>	<b>165</b>	<b>0- 2</b>	<b>218</b>	<b>268</b>	<b>167</b>	<b>167</b>	<b>28</b>	<b>28</b>	
TOTALS	RPI 1-25	RPI 26-50	W-L RECORDS	RPI 51-100	RPI 101-150	RPI 150+				
10- 10	0- 0	0- 2	OVERALL	0- 0	0- 2	10- 6				
5- 3	0- 0	0- 0	HOME	0- 0	0- 1	5- 2				
5- 6	0- 0	0- 1	AWAY	0- 0	0- 1	5- 1				
0- 1	0- 0	0- 1	NEUTRAL	0- 0	0- 0	0- 0				
5- 5	0- 0	0- 2	NON-CONFERENCE	0- 0	0- 1	5- 2				
3- 0	0- 0	0- 0	HOME	0- 0	0- 0	3- 0				
2- 4	0- 0	0- 1	AWAY	0- 0	0- 1	2- 2				
0- 1	0- 0	0- 1	NEUTRAL	0- 0	0- 0	0- 0				
5- 5	0- 0	0- 0	CONFERENCE	0- 0	0- 1	5- 4				
2- 3	0- 0	0- 0	HOME	0- 0	0- 1	2- 2				
3- 2	0- 0	0- 0	AWAY	0- 0	0- 0	3- 2				
0- 0	0- 0	0- 0	NEUTRAL	0- 0	0- 0	0- 0				

RPI S	Opponent	Score	RPI S	Opponent	Score	RPI S	Opponent	Score	RPI S	Opponent	Score	Team's RPI: 225
35	N Harvard	62 <b>79</b>	44	A Virginia Tech	52 <b>71</b>				115	A Fordham	42 <b>55</b>	
									127	H Radford	62 <b>64</b>	
									186	A Appalachian St.	51 <b>81</b>	
									223	H Campbell	55 <b>61</b>	
									237	H Wofford	84 65	
									243	A Presbyterian	67 60	
									252	A UNCG	77 63	
									255	A Furman	51 <b>63</b>	
									267	H Liberty	64 54	
									276	H Charleston So.	56 47	
									279	H Tennessee Tech	77 65	
									286	H Western Caro.	62 53	
									291	A Gardner-Webb	52 <b>55</b>	
									292	A High Point	70 <b>81</b>	
									292	H High Point	60 <b>76</b>	
									317	A USC Upstate	70 59	
									323	A Winthrop	68 53	
									335	A Longwood	80 53	
LAST 12 Division I GAMES:												
292	A High Point	70 <b>81</b>	292	H High Point	60 <b>76</b>							
276	H Charleston So.	56 47	323	A Winthrop	68 53							
127	H Radford	62 <b>64</b>	335	A Longwood	80 53							
243	A Presbyterian	67 60	223	H Campbell	55 <b>61</b>							
267	H Liberty	64 54	115	A Fordham	42 <b>55</b>							
291	A Gardner-Webb	52 <b>55</b>	35	N Harvard	62 <b>79</b>							

Non-Div I Games: Warren Wilson 113 51

UNC Asheville

■ Loss, 
 ■ Non-Conf, 
 ■ S Site, 
 ■ Home 
 ■ A Away 
 N Neutral

Average RPI Win: <b>277</b>	WON-LOST	WINNING	LAST 10	STRENGTH OF	OPP. STRENGTH	TEAM	ADJ.	CONF.	ADJ CONF.
Average RPI Loss: <b>190</b>	RECORD	PCT. RANK	GAMES	SCHEDULE	OF SCHEDULE	RPI	RPI	RPI	RPI
DIV. I ONLY	9- 11	208	5- 5	271	329	252	252	19	19
DIV. I NON-CONF.	5- 6	186	3- 0	307	348	266	266	21	21
<hr/>									
TOTALS	RPI 1-25	RPI 26-50	W-L RECORDS	RPI 51-100	RPI 101-150	RPI 150+			
9- 11	0- 0	0- 0	OVERALL	0- 1	0- 3	9- 7			
6- 4	0- 0	0- 0	HOME	0- 0	0- 2	6- 2			
3- 7	0- 0	0- 0	AWAY	0- 1	0- 1	3- 5			
0- 0	0- 0	0- 0	NEUTRAL	0- 0	0- 0	0- 0			
5- 6	0- 0	0- 0	NON-CONFERENCE	0- 0	0- 2	5- 4			
2- 3	0- 0	0- 0	HOME	0- 0	0- 1	2- 2			
3- 3	0- 0	0- 0	AWAY	0- 0	0- 1	3- 2			
0- 0	0- 0	0- 0	NEUTRAL	0- 0	0- 0	0- 0			
4- 5	0- 0	0- 0	CONFERENCE	0- 1	0- 1	4- 3			
4- 1	0- 0	0- 0	HOME	0- 0	0- 1	4- 0			
0- 4	0- 0	0- 0	AWAY	0- 1	0- 0	0- 3			
0- 0	0- 0	0- 0	NEUTRAL	0- 0	0- 0	0- 0			

RPI 1-25				RPI 26-50				RPI 51-100				RPI 101+				Team's RPI: 252	
RPI	S	Opponent	Score	RPI	S	Opponent	Score	RPI	S	Opponent	Score	RPI	S	Opponent	Score		
								95	A	Chattanooga	55	58	102	H	Mercer	64	77
													122	A	VCU	54	65
													127	H	Radford	54	70
													187	A	ETSU	52	60
													225	H	UNC Asheville	63	77
													227	H	Samford	64	40
													237	A	Wofford	48	54
													237	H	Wofford	67	61
													243	H	Presbyterian	62	69
													244	A	Murray St.	70	81
													248	A	UMES	53	60
													255	A	Furman	55	65
													255	H	Furman	65	52
													262	H	Norfolk St.	59	52
													279	A	Tennessee Tech	65	59
													286	H	Western Caro.	62	45
													292	A	High Point	69	67
													313	H	Eastern Ky.	81	66
													345	A	N.C. Central	64	51
LAST 12 Division I GAMES:																	
255	H	Furman	65	52	102	H	Mercer	64	77								
237	H	Wofford	67	61	237	A	Wofford	48	54								
286	H	Western Caro.	62	45	255	A	Furman	55	65								
95	A	Chattanooga	55	58	292	A	High Point	69	67								
187	A	ETSU	52	60	313	H	Eastern Ky.	81	66								
227	H	Samford	64	40	262	H	Norfolk St.	59	52								

Non-Div I Games: Barton 70 48 Greensboro 83 26 UNC Pembroke 72 69 Brevard 77 34  
UNCG

Average RPI Win: <b>229</b>	WON-LOST	WINNING	LAST 10	STRENGTH OF	OPP. STRENGTH	TEAM	ADJ.	CONF.	ADJ CONF.
Average RPI Loss: <b>116</b>	RECORD	PCT. RANK	GAMES	SCHEDULE	OF SCHEDULE	RPI	RPI	RPI	RPI
DIV. I ONLY	<b>7- 14</b>	<b>257</b>	<b>3- 7</b>	<b>155</b>	<b>97</b>	<b>220</b>	<b>220</b>	<b>8</b>	<b>8</b>
DIV. I NON-CONF.	<b>4- 6</b>	<b>209</b>	<b>0- 1</b>	<b>230</b>	<b>176</b>	<b>226</b>	<b>226</b>	<b>8</b>	<b>8</b>
TOTALS	RPI 1-25	RPI 26-50	W-L RECORDS	RPI 51-100	RPI 101-150	RPI 150+			
7- 14	0- 1	0- 3	OVERALL	0- 1	0- 4	7- 5			
4- 7	0- 0	0- 1	HOME	0- 1	0- 2	4- 3			
3- 7	0- 1	0- 2	AWAY	0- 0	0- 2	3- 2			
0- 0	0- 0	0- 0	NEUTRAL	0- 0	0- 0	0- 0			
4- 6	0- 1	0- 1	NON-CONFERENCE	0- 0	0- 1	4- 3			
2- 3	0- 0	0- 0	HOME	0- 0	0- 0	2- 3			
2- 3	0- 1	0- 1	AWAY	0- 0	0- 1	2- 0			
0- 0	0- 0	0- 0	NEUTRAL	0- 0	0- 0	0- 0			
3- 8	0- 0	0- 2	CONFERENCE	0- 1	0- 3	3- 2			
2- 4	0- 0	0- 1	HOME	0- 1	0- 2	2- 0			
1- 4	0- 0	0- 1	AWAY	0- 0	0- 1	1- 2			
0- 0	0- 0	0- 0	NEUTRAL	0- 0	0- 0	0- 0			

RPI 1-25				RPI 26-50				RPI 51-100				RPI 101+ Team's RPI: 220			
RPI	S	Opponent	Score	RPI	S	Opponent	Score	RPI	S	Opponent	Score	RPI	S	Opponent	Score
14	A	Tennessee	54 <b>90</b>	26	H	Elon	56 <b>66</b>	73	H	Drexel	38 <b>71</b>	112	A	Delaware	40 <b>57</b>
				36	A	North Carolina St.	54 <b>86</b>					112	H	Delaware	52 <b>63</b>
				41	A	James Madison	51 <b>73</b>					133	A	East Carolina	65 <b>75</b>
												134	H	William & Mary	43 <b>57</b>
												162	H	Towson	59 56
												169	H	La Salle	48 <b>64</b>
												170	H	Providence	49 <b>65</b>
												178	A	Col. of Charleston	37 <b>76</b>
												178	H	Col. of Charleston	67 61
												181	A	Hofstra	56 54
												182	A	Northeastern	47 <b>55</b>
												237	H	Wofford	67 <b>71</b>
												255	H	Furman	56 52
												262	H	Norfolk St.	64 56
												281	A	Davidson	67 58
												282	A	Georgia St.	72 66
LAST 12 Division I GAMES:															
				26	H	Elon	56 <b>66</b>			134	H	William & Mary	43 <b>57</b>		
				112	A	Delaware	40 <b>57</b>			73	H	Drexel	38 <b>71</b>		
				178	H	Col. of Charleston	67 61			178	A	Col. of Charleston	37 <b>76</b>		
				162	H	Towson	59 56			112	H	Delaware	52 <b>63</b>		
				182	A	Northeastern	47 <b>55</b>			41	A	James Madison	51 <b>73</b>		
				181	A	Hofstra	56 54			14	A	Tennessee	54 <b>90</b>		

Non-Div I Games: Catawba 91 65

UNCW

■ Loss, 
 ■ Non-Conf, S Site, 
 ■ Home 
 ■ Away 
 N Neutral

Average RPI Win:	189	WON-LOST	WINNING	LAST 10	STRENGTH OF	OPP. STRENGTH	TEAM	ADJ.	CONF.	ADJ CONF.
Average RPI Loss:	72	RECORD	PCT. RANK	GAMES	SCHEDULE	OF SCHEDULE	RPI	RPI	RPI	RPI
DIV. I ONLY	15- 6	63	8- 2	117	103	57	57	16	16	
DIV. I NON-CONF.	6- 4	126	1- 0	23	13	44	44	14	14	
TOTALS	RPI 1-25	RPI 26-50	W-L RECORDS	RPI 51-100	RPI 101-150	RPI 150+				
15- 6	2- 0	0- 2	OVERALL	1- 3	2- 0	10- 1				
7- 2	2- 0	0- 2	HOME	0- 0	1- 0	4- 0				
6- 4	0- 0	0- 0	AWAY	1- 3	0- 0	5- 1				
2- 0	0- 0	0- 0	NEUTRAL	0- 0	1- 0	1- 0				
6- 4	2- 0	0- 1	NON-CONFERENCE	1- 3	2- 0	1- 0				
3- 1	2- 0	0- 1	HOME	0- 0	1- 0	0- 0				
1- 3	0- 0	0- 0	AWAY	1- 3	0- 0	0- 0				
2- 0	0- 0	0- 0	NEUTRAL	0- 0	1- 0	1- 0				
9- 2	0- 0	0- 1	CONFERENCE	0- 0	0- 0	9- 1				
4- 1	0- 0	0- 1	HOME	0- 0	0- 0	4- 0				
5- 1	0- 0	0- 0	AWAY	0- 0	0- 0	5- 1				
0- 0	0- 0	0- 0	NEUTRAL	0- 0	0- 0	0- 0				

RPI 1-25			RPI 26-50			RPI 51-100			Team's RPI: 57	RPI 101+		
RPI	S	Opponent	Score	RPI	S	Opponent	Score	RPI	S	Opponent	Score	
19	H	Kansas St.	67 59	32	H	Drake	79 88	51	A	Iowa	39 88	139 H North Dakota 74 53
22	H	Creighton	50 49	38	H	South Dakota St.	50 61	56	A	Oklahoma St.	57 81	141 N Idaho 76 74
								71	A	Iowa St.	68 76	152 A Missouri St. 61 54
								76	A	IUPUI	69 62	185 A Southern Ill. 59 64
												185 H Southern Ill. 79 49
												192 A Wichita St. 63 61
												200 H Indiana St. 59 47
												226 A Bradley 72 53
												270 A Evansville 62 36
												270 H Evansville 54 40
												303 N Denver 79 68
												316 H Loyola Chicago 68 30
												318 A Illinois St. 78 40
LAST 12 Division I GAMES:												
185	A	Southern Ill.	59 64	318	A	Illinois St.	78 40					
270	A	Evansville	62 36	270	H	Evansville	54 40					
32	H	Drake	79 88	185	H	Southern Ill.	79 49					
316	H	Loyola Chicago	68 30	192	A	Wichita St.	63 61					
200	H	Indiana St.	59 47	152	A	Missouri St.	61 54					
226	A	Bradley	72 53	19	H	Kansas St.	67 59					

Non-Div I Games: Wis.-Parkside 72 57

UNI

Loss, Non-Conf, S Site, H Home A Away N Neutral



UNLVUNLV

UNLV

Page 313

Average RPI Win:	297	WON-LOST	WINNING	LAST 10	STRENGTH OF	OPP. STRENGTH	TEAM	ADJ.	CONF.	ADJ CONF.
Average RPI Loss:	198	RECORD	PCT. RANK	GAMES	SCHEDULE	OF SCHEDULE	RPI	RPI	RPI	RPI
DIV. I ONLY	5- 15	299	3- 7	300	309	317	317	24	24	
DIV. I NON-CONF.	4- 8	230	2- 2	286	336	288	288	24	24	
TOTALS	RPI 1-25	RPI 26-50	W-L RECORDS	RPI 51-100	RPI 101-150	RPI 150+				
5- 15	0- 0	0- 0	OVERALL	0- 4	0- 2	5- 9				
2- 7	0- 0	0- 0	HOME	0- 1	0- 1	2- 5				
3- 8	0- 0	0- 0	AWAY	0- 3	0- 1	3- 4				
0- 0	0- 0	0- 0	NEUTRAL	0- 0	0- 0	0- 0				
4- 8	0- 0	0- 0	NON-CONFERENCE	0- 2	0- 1	4- 5				
1- 4	0- 0	0- 0	HOME	0- 0	0- 1	1- 3				
3- 4	0- 0	0- 0	AWAY	0- 2	0- 0	3- 2				
0- 0	0- 0	0- 0	NEUTRAL	0- 0	0- 0	0- 0				
1- 7	0- 0	0- 0	CONFERENCE	0- 2	0- 1	1- 4				
1- 3	0- 0	0- 0	HOME	0- 1	0- 0	1- 2				
0- 4	0- 0	0- 0	AWAY	0- 1	0- 1	0- 2				
0- 0	0- 0	0- 0	NEUTRAL	0- 0	0- 0	0- 0				

RPI S	Opponent	Score	RPI S	Opponent	Score	RPI S	Opponent	Score	RPI S	Opponent	Score	Team's RPI: 317
						63	A West Virginia	33 91	134	H William & Mary	46 49	
						84	H Jacksonville	47 65	135	A Stetson	68 80	
						91	A FGCU	43 93	193	A Illinois	57 77	
						95	A Purdue	41 71	223	H Campbell	41 56	
									225	H UNC Asheville	59 70	
									243	A Presbyterian	55 48	
									248	H UMES	76 63	
									255	A Furman	37 57	
									285	H North Florida	67 78	
									291	H Gardner-Webb	53 57	
									297	A Kennesaw St.	67 74	
									297	H Kennesaw St.	71 79	
									298	A Lipscomb	77 84	
									306	H NJIT	75 58	
									342	A South Carolina St.	73 67	
									345	A N.C. Central	68 58	
LAST 12 Division I GAMES:												
297	A Kennesaw St.	67 74	84	H Jacksonville	47 65							
298	A Lipscomb	77 84	306	H NJIT	75 58							
297	H Kennesaw St.	71 79	345	A N.C. Central	68 58							
91	A FGCU	43 93	248	H UMES	76 63							
135	A Stetson	68 80	225	H UNC Asheville	59 70							
285	H North Florida	67 78	223	H Campbell	41 56							

Non-Div I Games: Bob Jones 92 50 Converse 93 35 Warren Wilson 91 53

USC Upstate

Loss, Non-Conf, S Site, H Home A Away N Neutral

Average RPI Win:	203	WON-LOST	WINNING	LAST 10	STRENGTH OF	OPP. STRENGTH	TEAM	ADJ.	CONF.	ADJ CONF.
Average RPI Loss:	95	RECORD	PCT. RANK	GAMES	SCHEDULE	OF SCHEDULE	RPI	RPI	RPI	RPI
DIV. I ONLY	13- 5	61	8- 2	136	179	74	74	21	21	
DIV. I NON-CONF.	5- 3	121	0- 1	62	54	60	60	19	19	
TOTALS	RPI 1-25	RPI 26-50	W-L RECORDS	RPI 51-100	RPI 101-150	RPI 150+				
13- 5	0- 1	0- 0	OVERALL	1- 1	1- 2	11- 1				
6- 2	0- 0	0- 0	HOME	0- 0	1- 1	5- 1				
6- 3	0- 1	0- 0	AWAY	1- 1	0- 1	5- 0				
1- 0	0- 0	0- 0	NEUTRAL	0- 0	0- 0	1- 0				
5- 3	0- 1	0- 0	NON-CONFERENCE	1- 1	1- 1	3- 0				
2- 1	0- 0	0- 0	HOME	0- 0	1- 1	1- 0				
2- 2	0- 1	0- 0	AWAY	1- 1	0- 0	1- 0				
1- 0	0- 0	0- 0	NEUTRAL	0- 0	0- 0	1- 0				
8- 2	0- 0	0- 0	CONFERENCE	0- 0	0- 1	8- 1				
4- 1	0- 0	0- 0	HOME	0- 0	0- 0	4- 1				
4- 1	0- 0	0- 0	AWAY	0- 0	0- 1	4- 0				
0- 0	0- 0	0- 0	NEUTRAL	0- 0	0- 0	0- 0				

RPI 1-25				RPI 26-50				RPI 51-100				Team's RPI: 74	RPI 101+			
RPI	S	Opponent	Score	RPI	S	Opponent	Score	RPI	S	Opponent	Score		RPI	S	Opponent	Score
19	A	Kansas St.	49 62					61	A	Texas Tech	60 79		105	A	Troy	68 85
								81	A	Western Ky.	71 68		110	H	SFA	60 65
													150	H	UTSA	75 54
													180	A	Texas St.	61 39
													180	H	Texas St.	69 75
													184	A	Seton Hall	86 61
													186	A	Appalachian St.	73 62
													186	H	Appalachian St.	74 63
													191	H	Louisiana	79 66
													192	H	Wichita St.	74 70
													232	N	San Diego St.	64 58
													240	A	Coastal Caro.	70 41
													240	H	Coastal Caro.	60 58
													247	A	South Ala.	73 49
													332	H	La.-Monroe	93 59
LAST 12 Division I GAMES:																
180	H	Texas St.	69 75	247	A	South Ala.	73 49									
186	A	Appalachian St.	73 62	180	A	Texas St.	61 39									
240	A	Coastal Caro.	70 41	240	H	Coastal Caro.	60 58									
332	H	La.-Monroe	93 59	186	H	Appalachian St.	74 63									
191	H	Louisiana	79 66	61	A	Texas Tech	60 79									
105	A	Troy	68 85	19	A	Kansas St.	49 62									

Non-Div I Games: Tex. A&M-Commerce 80 50 Eastern N.M. 65 48

UT Arlington

Loss, Non-Conf, S Site, H Home A Away N Neutral

Average RPI Win:	266	WON-LOST	WINNING	LAST 10	STRENGTH OF	OPP. STRENGTH	TEAM	ADJ.	CONF.	ADJ CONF.
Average RPI Loss:	151	RECORD	PCT. RANK	GAMES	SCHEDULE	OF SCHEDULE	RPI	RPI	RPI	RPI
DIV. I ONLY	7- 17	282	3- 7	181	195	259	259	26	26	
DIV. I NON-CONF.	3- 10	280	0- 1	127	56	230	230	26	26	
TOTALS	RPI 1-25	RPI 26-50	W-L RECORDS	RPI 51-100	RPI 101-150	RPI 150+				
7- 17	0- 2	0- 3	OVERALL	0- 2	0- 2	7- 8				
5- 6	0- 1	0- 0	HOME	0- 1	0- 1	5- 3				
2- 11	0- 1	0- 3	AWAY	0- 1	0- 1	2- 5				
0- 0	0- 0	0- 0	NEUTRAL	0- 0	0- 0	0- 0				
3- 10	0- 2	0- 3	NON-CONFERENCE	0- 1	0- 2	3- 2				
2- 3	0- 1	0- 0	HOME	0- 1	0- 1	2- 0				
1- 7	0- 1	0- 3	AWAY	0- 0	0- 1	1- 2				
0- 0	0- 0	0- 0	NEUTRAL	0- 0	0- 0	0- 0				
4- 7	0- 0	0- 0	CONFERENCE	0- 1	0- 0	4- 6				
3- 3	0- 0	0- 0	HOME	0- 0	0- 0	3- 3				
1- 4	0- 0	0- 0	AWAY	0- 1	0- 0	1- 3				
0- 0	0- 0	0- 0	NEUTRAL	0- 0	0- 0	0- 0				

RPI 1-25			RPI 26-50			RPI 51-100			RPI 101+ Team's RPI: 259		
RPI	S	Opponent	Score	RPI	S	Opponent	Score	RPI	S	Opponent	Score
13	H	Louisville	57 100	30	A	Missouri	69 80	79	A	Belmont	66 71
15	A	DePaul	68 100	45	A	Ohio	55 72	95	H	Chattanooga	60 80
				50	A	Northwestern	59 82				
LAST 12 Division I GAMES:											
313	H	Eastern Ky.	66 56	284	H	Southeast Mo. St.	79 82	107	H	Vanderbilt	77 79
279	A	Tennessee Tech	71 81	236	A	Tennessee St.	80 85	138	A	Oral Roberts	53 82
244	A	Murray St.	90 70	79	A	Belmont	66 71	185	H	Southern Ill.	76 68
246	H	Austin Peay	83 80	188	H	Morehead St.	68 89	188	H	Morehead St.	68 89
208	H	SIUE	68 70	263	H	Jacksonville St.	94 83	208	H	SIUE	68 70
299	A	Eastern Ill.	70 80	50	A	Northwestern	59 82	227	A	Samford	62 69
								236	A	Tennessee St.	80 85
								244	A	Murray St.	90 70
								246	H	Austin Peay	83 80
								263	H	Jacksonville St.	94 83
								277	A	N.C. A&T	59 74
								279	A	Tennessee Tech	71 81
								284	H	Southeast Mo. St.	79 82
								286	A	Western Caro.	84 72
								299	A	Eastern Ill.	70 80
								313	H	Eastern Ky.	66 56
								325	H	Arkansas St.	68 63

Non-Div I Games:

UT Martin

■ Loss, 
■ Non-Conf, 
■ S Site, 
■ H Home 
■ A Away 
N Neutral

Average RPI Win:	272	WON-LOST	WINNING	LAST 10	STRENGTH OF	OPP. STRENGTH	TEAM	ADJ.	CONF.	ADJ CONF.
Average RPI Loss:	141	RECORD	PCT. RANK	GAMES	SCHEDULE	OF SCHEDULE	RPI	RPI	RPI	RPI
DIV. I ONLY	5- 16	302	3- 7	153	161	287	287	14	14	
DIV. I NON-CONF.	2- 9	293	1- 1	116	206	295	295	16	16	
TOTALS	RPI 1-25	RPI 26-50	W-L RECORDS	RPI 51-100	RPI 101-150	RPI 150+				
5- 16	0- 1	0- 2	OVERALL	0- 2	0- 6	5- 5				
4- 6	0- 0	0- 0	HOME	0- 1	0- 2	4- 3				
1- 5	0- 0	0- 0	AWAY	0- 1	0- 2	1- 2				
0- 5	0- 1	0- 2	NEUTRAL	0- 0	0- 2	0- 0				
2- 9	0- 1	0- 2	NON-CONFERENCE	0- 0	0- 3	2- 3				
2- 3	0- 0	0- 0	HOME	0- 0	0- 0	2- 3				
0- 1	0- 0	0- 0	AWAY	0- 0	0- 1	0- 0				
0- 5	0- 1	0- 2	NEUTRAL	0- 0	0- 2	0- 0				
3- 7	0- 0	0- 0	CONFERENCE	0- 2	0- 3	3- 2				
2- 3	0- 0	0- 0	HOME	0- 1	0- 2	2- 0				
1- 4	0- 0	0- 0	AWAY	0- 1	0- 1	1- 2				
0- 0	0- 0	0- 0	NEUTRAL	0- 0	0- 0	0- 0				

RPI 1-25				RPI 26-50				RPI 51-100				RPI 101+ Team's RPI: 287			
RPI	S	Opponent	Score	RPI	S	Opponent	Score	RPI	S	Opponent	Score	RPI	S	Opponent	Score
19	N	Kansas St.	40 61	29	N	LSU	45 78	81	H	Western Ky.	54 71	116	N	Alabama	60 78
				36	N	North Carolina St.	55 71	93	A	Middle Tenn.	53 76	117	H	Southern Miss.	68 79
												137	N	Pittsburgh	46 71
												145	A	New Mexico	66 79
												150	A	UTSA	76 97
												150	H	UTSA	81 83
												159	H	Louisiana Tech	69 62
												198	H	New Mexico St.	59 67
												203	A	UAB	61 74
												207	H	Texas Southern	68 89
												245	H	Marshall	84 74
												271	A	FIU	87 88
												288	H	CSU Bakersfield	74 61
												296	H	Northern Ariz.	51 65
												330	A	Fla. Atlantic	51 50
												337	H	Houston Baptist	75 45
LAST 12 Division I GAMES:															
				93	A	Middle Tenn.	53 76	271	A	FIU	87 88				
				203	A	UAB	61 74	117	H	Southern Miss.	68 79				
				245	H	Marshall	84 74	159	H	Louisiana Tech	69 62				
				81	H	Western Ky.	54 71	150	H	UTSA	81 83				
				150	A	UTSA	76 97	288	H	CSU Bakersfield	74 61				
				330	A	Fla. Atlantic	51 50	116	N	Alabama	60 78				

Non-Div I Games: Western N.M. 93 46

UTEP

■ Loss, 
 ■ Non-Conf, S Site, 
 ■ Home 
 ■ Away 
 N Neutral

Average RPI Win: <b>306</b>	WON-LOST	WINNING	LAST 10	STRENGTH OF	OPP. STRENGTH	TEAM	ADJ.	CONF.	ADJ CONF.
Average RPI Loss: <b>142</b>	RECORD	PCT. RANK	GAMES	SCHEDULE	OF SCHEDULE	RPI	RPI	RPI	RPI
DIV. I ONLY	12- 9	132	2- 2	348	116	250	250	29	29
DIV. I NON-CONF.	7- 6	157	1- 1	336	43	214	214	29	29
<hr/>									
TOTALS	RPI 1-25	RPI 26-50	W-L RECORDS	RPI 51-100	RPI 101-150	RPI 150+			
12- 9	0- 2	0- 0	OVERALL	0- 1	0- 1	12- 5			
7- 2	0- 0	0- 0	HOME	0- 0	0- 0	7- 2			
4- 7	0- 2	0- 0	AWAY	0- 1	0- 1	4- 3			
1- 0	0- 0	0- 0	NEUTRAL	0- 0	0- 0	1- 0			
7- 6	0- 2	0- 0	NON-CONFERENCE	0- 1	0- 1	7- 2			
4- 1	0- 0	0- 0	HOME	0- 0	0- 0	4- 1			
2- 5	0- 2	0- 0	AWAY	0- 1	0- 1	2- 1			
1- 0	0- 0	0- 0	NEUTRAL	0- 0	0- 0	1- 0			
5- 3	0- 0	0- 0	CONFERENCE	0- 0	0- 0	5- 3			
3- 1	0- 0	0- 0	HOME	0- 0	0- 0	3- 1			
2- 2	0- 0	0- 0	AWAY	0- 0	0- 0	2- 2			
0- 0	0- 0	0- 0	NEUTRAL	0- 0	0- 0	0- 0			

RPI 1-25				RPI 26-50				RPI 51-100				RPI 101+ Team's RPI: 250			
RPI	S	Opponent	Score	RPI	S	Opponent	Score	RPI	S	Opponent	Score	RPI	S	Opponent	Score
9	A	Texas	61 <b>85</b>					56	A	Oklahoma St.	53 <b>86</b>	131	A	Abilene Christian	54 <b>70</b>
18	A	Oklahoma	59 <b>92</b>									163	H	Houston	52 <b>68</b>
												179	A	Nebraska	53 <b>71</b>
												201	N	North Texas	74 69
												213	H	Seattle U	54 <b>67</b>
												222	A	Grand Canyon	59 <b>60</b>
												283	H	North Dakota St.	81 67
												288	A	CSU Bakersfield	46 <b>74</b>
												289	H	Prairie View	82 74
												305	A	A&M-Corpus Christi	68 65
												305	H	A&M-Corpus Christi	55 46
												309	A	UMKC	63 52
												309	H	UMKC	74 39
												329	A	Chicago St.	57 46
												329	H	Chicago St.	71 43
												331	H	Utah Valley	64 55
												343	A	Sam Houston St.	69 45
												343	H	Sam Houston St.	78 50
<hr/>															
LAST 12 Division I GAMES:															
131	A	Abilene Christian	54 <b>70</b>	222	A	Grand Canyon	59 <b>60</b>								
201	N	North Texas	74 69	288	A	CSU Bakersfield	46 <b>74</b>								
309	A	UMKC	63 52	309	H	UMKC	74 39								
213	H	Seattle U	54 <b>67</b>	329	H	Chicago St.	71 43								
331	H	Utah Valley	64 55	305	H	A&M-Corpus Christi	55 46								
329	A	Chicago St.	57 46	283	H	North Dakota St.	81 67								

Non-Div I Games: St. Thomas (TX) 63 56 Texas Lutheran 68 52 Evangel 86 55

UTRGV

Loss, Non-Conf, S Site, H Home A Away N Neutral

Average RPI Win:	220	WON-LOST	WINNING	LAST 10	STRENGTH OF	OPP. STRENGTH	TEAM	ADJ.	CONF.	ADJ CONF.
Average RPI Loss:	98	RECORD	PCT. RANK	GAMES	SCHEDULE	OF SCHEDULE	RPI	RPI	RPI	RPI
DIV. I ONLY	10- 9	155	7- 3	123	113	150	150	14	14	
DIV. I NON-CONF.	3- 6	230	1- 1	25	58	172	172	16	16	
TOTALS	RPI 1-25	RPI 26-50	W-L RECORDS	RPI 51-100	RPI 101-150	RPI 150+				
10- 9	0- 1	0- 2	OVERALL	1- 2	1- 2	8- 2				
6- 5	0- 0	0- 1	HOME	1- 0	1- 2	4- 2				
4- 4	0- 1	0- 1	AWAY	0- 2	0- 0	4- 0				
0- 0	0- 0	0- 0	NEUTRAL	0- 0	0- 0	0- 0				
3- 6	0- 1	0- 2	NON-CONFERENCE	0- 1	1- 1	2- 1				
3- 3	0- 0	0- 1	HOME	0- 0	1- 1	2- 1				
0- 3	0- 1	0- 1	AWAY	0- 1	0- 0	0- 0				
0- 0	0- 0	0- 0	NEUTRAL	0- 0	0- 0	0- 0				
7- 3	0- 0	0- 0	CONFERENCE	1- 1	0- 1	6- 1				
3- 2	0- 0	0- 0	HOME	1- 0	0- 1	2- 1				
4- 1	0- 0	0- 0	AWAY	0- 1	0- 0	4- 0				
0- 0	0- 0	0- 0	NEUTRAL	0- 0	0- 0	0- 0				

RPI 1-25				RPI 26-50				RPI 51-100				RPI 101+ Team's RPI: 150			
RPI	S	Opponent	Score	RPI	S	Opponent	Score	RPI	S	Opponent	Score	RPI	S	Opponent	Score
9	A	Texas	43 76	37	A	Oregon	63 77	74	A	UT Arlington	54 75	109	H	Northern Colo.	66 73
				39	H	Tulane	66 75	81	H	Western Ky.	80 77	117	H	Southern Miss.	68 69
								93	A	Middle Tenn.	63 77	131	H	Abilene Christian	71 68
												159	H	Louisiana Tech	63 61
												163	H	Houston	49 56
												180	H	Texas St.	72 47
												203	A	UAB	82 67
												245	H	Marshall	81 88
												267	H	Liberty	80 64
												271	A	FIU	70 61
												287	A	UTEP	83 81
												287	H	UTEP	97 76
												330	A	Fla. Atlantic	72 62
LAST 12 Division I GAMES:															
203	A	UAB	82 67	330	A	Fla. Atlantic	72 62								
93	A	Middle Tenn.	63 77	159	H	Louisiana Tech	63 61								
81	H	Western Ky.	80 77	117	H	Southern Miss.	68 69								
245	H	Marshall	81 88	287	A	UTEP	83 81								
287	H	UTEP	97 76	267	H	Liberty	80 64								
271	A	FIU	70 61	163	H	Houston	49 56								

Non-Div I Games: Tex. A&M-Kingsville70 44 Angelo St. 77 85

UTSA

Loss, Non-Conf, S Site, H Home A Away N Neutral

Average RPI Win:	169	WON-LOST	WINNING	LAST 10	STRENGTH OF	OPP. STRENGTH	TEAM	ADJ.	CONF.	ADJ CONF.
Average RPI Loss:	40	RECORD	PCT. RANK	GAMES	SCHEDULE	OF SCHEDULE	RPI	RPI	RPI	RPI
DIV. I ONLY	14- 9	117	2- 8	48	61	72	72	1	1	
DIV. I NON-CONF.	11- 0	1	0- 0	175	294	30	30	1	1	
TOTALS	RPI 1-25	RPI 26-50	W-L RECORDS	RPI 51-100	RPI 101-150	RPI 150+				
14- 9	0- 5	1- 1	OVERALL	5- 2	1- 1	7- 0				
9- 5	0- 3	1- 0	HOME	3- 1	0- 1	5- 0				
4- 4	0- 2	0- 1	AWAY	1- 1	1- 0	2- 0				
1- 0	0- 0	0- 0	NEUTRAL	1- 0	0- 0	0- 0				
11- 0	0- 0	0- 0	NON-CONFERENCE	3- 0	1- 0	7- 0				
7- 0	0- 0	0- 0	HOME	2- 0	0- 0	5- 0				
3- 0	0- 0	0- 0	AWAY	0- 0	1- 0	2- 0				
1- 0	0- 0	0- 0	NEUTRAL	1- 0	0- 0	0- 0				
3- 9	0- 5	1- 1	CONFERENCE	2- 2	0- 1	0- 0				
2- 5	0- 3	1- 0	HOME	1- 1	0- 1	0- 0				
1- 4	0- 2	0- 1	AWAY	1- 1	0- 0	0- 0				
0- 0	0- 0	0- 0	NEUTRAL	0- 0	0- 0	0- 0				

RPI	S	Opponent	Score	RPI	S	Opponent	Score	RPI	S	Opponent	Score	RPI	S	Opponent	Score
6	A	Oregon St.	44 70	37	A	Oregon	66 84	55	H	Washington St.	55 61	123	H	Arizona	70 81
8	H	Washington	53 82	40	H	California	63 57	65	H	Montana St.	74 64	125	A	St. Mary's (CA)	63 62
10	H	Stanford	58 77					75	A	Southern California	58 53	167	A	Fresno St.	65 55
12	A	UCLA	56 67					88	A	Colorado	49 54	202	H	Utah St.	65 58
24	H	Arizona St.	44 66					88	H	Colorado	58 53	228	H	Weber St.	71 52
								89	N	Charlotte	81 68	273	H	Southern Utah	69 43
								99	H	BYU	77 60	290	A	Nevada	80 50
												296	H	Northern Ariz.	78 65
												331	H	Utah Valley	100 52
LAST 12 Division I GAMES:															
55	H	Washington St.	55 61	40	H	California	63 57	10	H	Stanford	58 77				
8	H	Washington	53 82					123	H	Arizona	70 81				
88	H	Colorado	58 53	24	H	Arizona St.	44 66	75	A	Southern California	58 53				
88	A	Colorado	49 54					12	A	UCLA	56 67				
37	A	Oregon	66 84												
6	A	Oregon St.	44 70												

Non-Div I Games:

Utah



Average RPI Win:	242	WON-LOST	WINNING	LAST 10	STRENGTH OF	OPP. STRENGTH	TEAM	ADJ.	CONF.	ADJ CONF.
Average RPI Loss:	119	RECORD	PCT. RANK	GAMES	SCHEDULE	OF SCHEDULE	RPI	RPI	RPI	RPI
DIV. I ONLY	11- 10	158	5- 5	238	178	202	202	13	13	
DIV. I NON-CONF.	6- 4	126	0- 1	337	236	250	250	15	15	
TOTALS	RPI 1-25	RPI 26-50	W-L RECORDS	RPI 51-100	RPI 101-150	RPI 150+				
11- 10	0- 0	0- 0	OVERALL	2- 5	0- 4	9- 1				
7- 4	0- 0	0- 0	HOME	2- 1	0- 2	5- 1				
3- 6	0- 0	0- 0	AWAY	0- 4	0- 2	3- 0				
1- 0	0- 0	0- 0	NEUTRAL	0- 0	0- 0	1- 0				
6- 4	0- 0	0- 0	NON-CONFERENCE	1- 2	0- 1	5- 1				
4- 2	0- 0	0- 0	HOME	1- 1	0- 0	3- 1				
1- 2	0- 0	0- 0	AWAY	0- 1	0- 1	1- 0				
1- 0	0- 0	0- 0	NEUTRAL	0- 0	0- 0	1- 0				
5- 6	0- 0	0- 0	CONFERENCE	1- 3	0- 3	4- 0				
3- 2	0- 0	0- 0	HOME	1- 0	0- 2	2- 0				
2- 4	0- 0	0- 0	AWAY	0- 3	0- 1	2- 0				
0- 0	0- 0	0- 0	NEUTRAL	0- 0	0- 0	0- 0				

RPI 1-25				RPI 26-50				RPI 51-100				RPI 101+				Team's RPI: 202	
RPI	S	Opponent	Score	RPI	S	Opponent	Score	RPI	S	Opponent	Score	RPI	S	Opponent	Score		
								65	H	Montana St.	64 56	103	H	Wyoming	48	71	
								66	A	Colorado St.	43 74	123	A	Arizona	57	61	
								72	A	Utah	58 65	145	A	New Mexico	67	78	
								80	A	UNLV	53 55	145	H	New Mexico	58	68	
								85	A	Boise St.	56 76	167	A	Fresno St.	52	47	
								85	H	Boise St.	65 63	190	H	Idaho St.	69	56	
								99	H	BYU	40 60	232	H	San Diego St.	53	47	
												273	H	Southern Utah	54	70	
												290	A	Nevada	81	69	
												314	H	Air Force	65	62	
												327	H	UC Irvine	66	52	
												328	A	Montana	65	47	
												331	H	Utah Valley	56	45	
												336	N	Incarnate Word	79	46	
LAST 12 Division I GAMES:																	
				85	H	Boise St.	65 63					103	H	Wyoming	48	71	
				290	A	Nevada	81 69					80	A	UNLV	53	55	
				167	A	Fresno St.	52 47					145	A	New Mexico	67	78	
				145	H	New Mexico	58 68					314	H	Air Force	65	62	
				66	A	Colorado St.	43 74					85	A	Boise St.	56	76	
				232	H	San Diego St.	53 47					123	A	Arizona	57	61	

Non-Div I Games: Westminster (UT) 72 49

Utah St.

## Utah Valley

Through Games Of Feb. 5, 2017

Average RPI Win:	303	WON-LOST	WINNING	LAST 10	STRENGTH OF	OPP. STRENGTH	TEAM	ADJ.	CONF.	ADJ CONF.
Average RPI Loss:	205	RECORD	PCT. RANK	GAMES	SCHEDULE	OF SCHEDULE	RPI	RPI	RPI	RPI
DIV. I ONLY	4- 16	315	1- 7	319	281	331	331	29	29	
DIV. I NON-CONF.	3- 10	280	1- 2	309	246	326	326	29	29	
TOTALS	RPI 1-25	RPI 26-50	W-L RECORDS	RPI 51-100	RPI 101-150	RPI 150+				
4- 16	0- 0	0- 0	OVERALL	0- 3	0- 1	4- 12				
2- 6	0- 0	0- 0	HOME	0- 1	0- 1	2- 4				
2- 8	0- 0	0- 0	AWAY	0- 0	0- 0	2- 2				
0- 2	0- 0	0- 0	NEUTRAL	0- 1	0- 0	0- 1				
3- 10	0- 0	0- 0	NON-CONFERENCE	0- 3	0- 1	3- 6				
2- 3	0- 0	0- 0	HOME	0- 1	0- 1	2- 1				
1- 5	0- 0	0- 0	AWAY	0- 1	0- 0	1- 4				
0- 2	0- 0	0- 0	NEUTRAL	0- 1	0- 0	0- 1				
1- 6	0- 0	0- 0	CONFERENCE	0- 0	0- 0	1- 6				
0- 3	0- 0	0- 0	HOME	0- 0	0- 0	0- 3				
1- 3	0- 0	0- 0	AWAY	0- 0	0- 0	1- 3				
0- 0	0- 0	0- 0	NEUTRAL	0- 0	0- 0	0- 0				

RPI S	Opponent	Score	RPI S	Opponent	Score	RPI S	Opponent	Score	RPI S	Opponent	Score	Team's RPI: 331
						72	A Utah	52 100	143	H Eastern Wash.	50 83	
						82	N Central Mich.	62 71	190	A Idaho St.	56 61	
						99	H BYU	50 68	198	A New Mexico St.	46 63	
									202	A Utah St.	45 56	
									208	N SIUE	64 71	
									213	H Seattle U	51 69	
									222	H Grand Canyon	46 62	
									228	H Weber St.	61 64	
									250	A UTRGV	55 64	
									268	A Cal Poly	65 77	
									273	A Southern Utah	70 64	
									288	H CSU Bakersfield	59 63	
									303	H Denver	72 58	
									308	H Pepperdine	72 65	
									309	A UMKC	63 66	
									314	A Air Force	53 64	
									329	A Chicago St.	62 59	
LAST 12 Division I GAMES:												
			213	H Seattle U	51 69		222	H Grand Canyon	46 62			
			198	A New Mexico St.	46 63		190	A Idaho St.	56 61			
			250	A UTRGV	55 64		202	A Utah St.	45 56			
			288	H CSU Bakersfield	59 63		303	H Denver	72 58			
			309	A UMKC	63 66		273	A Southern Utah	70 64			
			329	A Chicago St.	62 59		314	A Air Force	53 64			

Non-Div I Games: Dixie St. 68 56 Antelope Valley 87 47

Utah Valley

Loss, Non-Conf, S Site, H Home A Away N Neutral

Average RPI Win:	212	WON-LOST	WINNING	LAST 10	STRENGTH OF	OPP. STRENGTH	TEAM	ADJ.	CONF.	ADJ CONF.
Average RPI Loss:	97	RECORD	PCT. RANK	GAMES	SCHEDULE	OF SCHEDULE	RPI	RPI	RPI	RPI
DIV. I ONLY	13- 11	153	6- 4	91	175	122	122	12	12	
DIV. I NON-CONF.	7- 6	157	1- 1	83	185	115	115	12	12	
TOTALS	RPI 1-25	RPI 26-50	W-L RECORDS	RPI 51-100	RPI 101-150	RPI 150+				
13- 11	0- 0	0- 0	OVERALL	1- 5	1- 5	11- 1				
7- 5	0- 0	0- 0	HOME	0- 3	0- 2	7- 0				
4- 6	0- 0	0- 0	AWAY	0- 0	1- 0	3- 0				
2- 0	0- 0	0- 0	NEUTRAL	1- 0	0- 0	1- 0				
7- 6	0- 0	0- 0	NON-CONFERENCE	1- 3	0- 3	6- 0				
3- 3	0- 0	0- 0	HOME	0- 2	0- 1	3- 0				
2- 3	0- 0	0- 0	AWAY	0- 1	0- 2	2- 0				
2- 0	0- 0	0- 0	NEUTRAL	1- 0	0- 0	1- 0				
6- 5	0- 0	0- 0	CONFERENCE	0- 2	1- 2	5- 1				
4- 2	0- 0	0- 0	HOME	0- 1	0- 1	4- 0				
2- 3	0- 0	0- 0	AWAY	0- 1	1- 1	1- 1				
0- 0	0- 0	0- 0	NEUTRAL	0- 0	0- 0	0- 0				

RPI S	Opponent	Score	RPI S	Opponent	Score	RPI S	Opponent	Score	RPI S	Opponent	Score	Team's RPI: 122
						52	A George Washington	67 81	104	A Ole Miss	57 77	
						54	H Minnesota	69 79	111	A Saint Joseph's	58 64	
						58	A Wake Forest	54 60	115	A Fordham	61 58	
						62	H Dayton	48 68	119	H Saint Louis	48 62	
						68	N Villanova	68 66	132	A Old Dominion	60 70	
						76	H IUPUI	62 71	147	H Iona	57 59	
									154	H Brown	85 72	
									155	A George Mason	59 70	
									169	H La Salle	61 56	
									175	N American	68 62	
									223	A Campbell	66 53	
									241	A Richmond	57 55	
									241	H Richmond	62 55	
									252	H UNCG	65 54	
									255	A Furman	75 61	
									269	H Coppin St.	73 44	
									295	H Massachusetts	55 52	
									300	H Rhode Island	68 57	
LAST 12 Division I GAMES:												
			62	H Dayton	48 68		111	A Saint Joseph's	58 64			
			241	A Richmond	57 55		119	H Saint Louis	48 62			
			295	H Massachusetts	55 52		241	H Richmond	62 55			
			115	A Fordham	61 58		169	H La Salle	61 56			
			300	H Rhode Island	68 57		154	H Brown	85 72			
			155	A George Mason	59 70		58	A Wake Forest	54 60			

Non-Div I Games:

VCU

■ Loss, 
■ Non-Conf, 
■ S Site, 
■ H Home 
■ A Away 
N Neutral

## Valparaiso

Through Games Of Feb. 5, 2017

Average RPI Win:	303	WON-LOST	WINNING	LAST 10	STRENGTH OF	OPP. STRENGTH	TEAM	ADJ.	CONF.	ADJ CONF.
Average RPI Loss:	176	RECORD	PCT. RANK	GAMES	SCHEDULE	OF SCHEDULE	RPI	RPI	RPI	RPI
DIV. I ONLY	4- 17	317	1- 9	237	227	319	319	20	20	
DIV. I NON-CONF.	3- 6	230	0- 0	298	181	293	293	20	20	
TOTALS	RPI 1-25	RPI 26-50	W-L RECORDS	RPI 51-100	RPI 101-150	RPI 150+				
4- 17	0- 1	0- 2	OVERALL	0- 1	0- 3	4- 10				
3- 7	0- 0	0- 1	HOME	0- 0	0- 1	3- 5				
1- 10	0- 0	0- 0	AWAY	0- 0	0- 0	1- 0				
0- 0	0- 0	0- 0	NEUTRAL	0- 0	0- 0	0- 0				
3- 6	0- 1	0- 0	NON-CONFERENCE	0- 1	0- 1	3- 3				
2- 2	0- 0	0- 0	HOME	0- 0	0- 0	2- 2				
1- 4	0- 1	0- 0	AWAY	0- 1	0- 1	1- 1				
0- 0	0- 0	0- 0	NEUTRAL	0- 0	0- 0	0- 0				
1- 11	0- 0	0- 2	CONFERENCE	0- 0	0- 2	1- 7				
1- 5	0- 0	0- 1	HOME	0- 0	0- 1	1- 3				
0- 6	0- 0	0- 1	AWAY	0- 0	0- 1	0- 4				
0- 0	0- 0	0- 0	NEUTRAL	0- 0	0- 0	0- 0				

RPI 1-25			RPI 26-50			RPI 51-100			RPI 101+			Team's RPI: 319
RPI	S	Opponent	Score	RPI	S	Opponent	Score	RPI	S	Opponent	Score	
2	A	Notre Dame	54 114	34	A	Green Bay	35 56	53	A	Indiana	58 87	135 A Stetson 75 87
				34	H	Green Bay	36 75					142 H Wright St. 52 65
												146 A Detroit 60 85
												160 A Oakland 63 104
												171 H Milwaukee 74 85
												195 A Cleveland St. 60 71
												195 H Cleveland St. 62 66
												226 H Bradley 56 67
												266 H Northern Ky. 55 70
												267 H Liberty 70 68
												270 H Evansville 65 70
												299 H Eastern Ill. 73 68
												315 A Youngstown St. 70 76
												315 H Youngstown St. 77 60
												318 A Illinois St. 56 77
												326 A Ill.-Chicago 60 74
												329 A Chicago St. 53 51
LAST 12 Division I GAMES:												
195	H	Cleveland St.	62 66	315	A	Youngstown St.	70 76					
315	H	Youngstown St.	77 60	195	A	Cleveland St.	60 71					
326	A	Ill.-Chicago	60 74	171	H	Milwaukee	74 85					
142	H	Wright St.	52 65	34	H	Green Bay	36 75					
266	H	Northern Ky.	55 70	160	A	Oakland	63 104					
34	A	Green Bay	35 56	146	A	Detroit	60 85					

Non-Div I Games: Ind.-Kokomo 102 47 Grace (IN) 71 49

Valparaiso

Loss, Non-Conf, S Site, H Home A Away N Neutral

# Vanderbilt

Through Games Of Feb. 5, 2017

Average RPI Win:	182	WON-LOST	WINNING	LAST 10	STRENGTH OF	OPP. STRENGTH	TEAM	ADJ.	CONF.	ADJ CONF.
Average RPI Loss:	53	RECORD	PCT. RANK	GAMES	SCHEDULE	OF SCHEDULE	RPI	RPI	RPI	RPI
DIV. I ONLY	11- 12	187	1- 9	62	28	107	107	2	2	
DIV. I NON-CONF.	10- 3	54	0- 2	119	126	56	56	2	2	
TOTALS	RPI 1-25	RPI 26-50	W-L RECORDS	RPI 51-100	RPI 101-150	RPI 150+				
11- 12	1- 6	1- 1	OVERALL	1- 3	1- 1	7- 1				
7- 5	1- 3	1- 1	HOME	1- 1	1- 0	3- 0				
3- 7	0- 3	0- 0	AWAY	0- 2	0- 1	3- 1				
1- 0	0- 0	0- 0	NEUTRAL	0- 0	0- 0	1- 0				
10- 3	1- 1	1- 0	NON-CONFERENCE	1- 1	0- 0	7- 1				
6- 1	1- 1	1- 0	HOME	1- 0	0- 0	3- 0				
3- 2	0- 0	0- 0	AWAY	0- 1	0- 0	3- 1				
1- 0	0- 0	0- 0	NEUTRAL	0- 0	0- 0	1- 0				
1- 9	0- 5	0- 1	CONFERENCE	0- 2	1- 1	0- 0				
1- 4	0- 2	0- 1	HOME	0- 1	1- 0	0- 0				
0- 5	0- 3	0- 0	AWAY	0- 1	0- 1	0- 0				
0- 0	0- 0	0- 0	NEUTRAL	0- 0	0- 0	0- 0				

RPI S	Opponent	Score	RPI S	Opponent	Score	RPI S	Opponent	Score	RPI S	Opponent	Score	Team's RPI: 107
11	H Duke	77 73	30	H Missouri	68 74	53	A Indiana	61 94	116	H Alabama	87 80	
13	H Louisville	66 78	39	H Tulane	74 63	64	H Florida	73 93	120	A Arkansas	56 59	
14	A Tennessee	63 91				73	H Drexel	73 63	168	A Memphis	59 75	
14	H Tennessee	57 70				98	A Georgia	68 70	187	A ETSU	80 72	
16	A Kentucky	63 71							208	N SIUE	73 63	
20	A Texas A&M	72 77							221	H Robert Morris	75 59	
25	H Auburn	59 64							259	A UT Martin	79 77	
									279	H Tennessee Tech	89 57	
									297	H Kennesaw St.	86 54	
									314	A Air Force	75 49	
LAST 12 Division I GAMES:												
16	A Kentucky	63 71	25	H Auburn	59 64	98	A Georgia	68 70	14	H Tennessee	57 70	
64	H Florida	73 93				20	A Texas A&M	72 77				
116	H Alabama	87 80				168	A Memphis	59 75				
14	A Tennessee	63 91				13	H Louisville	66 78				
120	A Arkansas	56 59										
30	H Missouri	68 74										

Non-Div I Games:

Vanderbilt

Loss, Non-Conf, S Site, H Home A Away N Neutral

Average RPI Win: <b>243</b>	WON-LOST	WINNING	LAST 10	STRENGTH OF	OPP. STRENGTH	TEAM	ADJ.	CONF.	ADJ CONF.
Average RPI Loss: <b>168</b>	RECORD	PCT. RANK	GAMES	SCHEDULE	OF SCHEDULE	RPI	RPI	RPI	RPI
DIV. I ONLY	7- 15	271	4- 6	159	286	260	260	22	22
DIV. I NON-CONF.	3- 9	275	0- 2	159	328	299	299	22	22
TOTALS	RPI 1-25	RPI 26-50	W-L RECORDS	RPI 51-100	RPI 101-150	RPI 150+			
7- 15	0- 1	0- 1	OVERALL	0- 1	1- 2	6- 10			
6- 5	0- 0	0- 0	HOME	0- 1	1- 0	5- 4			
1- 10	0- 1	0- 1	AWAY	0- 0	0- 2	1- 6			
0- 0	0- 0	0- 0	NEUTRAL	0- 0	0- 0	0- 0			
3- 9	0- 1	0- 1	NON-CONFERENCE	0- 0	0- 1	3- 6			
3- 3	0- 0	0- 0	HOME	0- 0	0- 0	3- 3			
0- 6	0- 1	0- 1	AWAY	0- 0	0- 1	0- 3			
0- 0	0- 0	0- 0	NEUTRAL	0- 0	0- 0	0- 0			
4- 6	0- 0	0- 0	CONFERENCE	0- 1	1- 1	3- 4			
3- 2	0- 0	0- 0	HOME	0- 1	1- 0	2- 1			
1- 4	0- 0	0- 0	AWAY	0- 0	0- 1	1- 3			
0- 0	0- 0	0- 0	NEUTRAL	0- 0	0- 0	0- 0			

RPI 1-25				RPI 26-50				RPI 51-100				RPI 101+ Team's RPI: 260			
RPI	S	Opponent	Score	RPI	S	Opponent	Score	RPI	S	Opponent	Score	RPI	S	Opponent	Score
23	A	Temple	39 <b>53</b>	28	A	Michigan	56 <b>78</b>	94	H	New Hampshire	49 <b>57</b>	136	A	Maine	43 <b>59</b>
												136	H	Maine	55 52
												149	A	Yale	48 <b>77</b>
												151	A	Hartford	55 <b>68</b>
												151	H	Hartford	76 70
												154	H	Brown	50 <b>62</b>
												160	A	Oakland	55 <b>79</b>
												161	A	Albany (NY)	53 <b>64</b>
												171	H	Milwaukee	44 <b>68</b>
												205	H	Binghamton	55 <b>64</b>
												214	H	Dartmouth	59 54
												230	A	UMBC	66 <b>69</b>
												251	A	Howard	57 <b>64</b>
												254	H	Stony Brook	53 43
												293	H	Bryant	57 <b>63</b>
												304	H	Holy Cross	63 52
												306	H	NJIT	64 42
												311	A	Central Conn. St.	76 <b>78</b>
												338	A	UMass Lowell	61 46
LAST 12 Division I GAMES:															
151	H	Hartford	76 70	230	A	UMBC	66 <b>69</b>								
136	A	Maine	43 <b>59</b>	205	H	Binghamton	55 <b>64</b>								
254	H	Stony Brook	53 43	151	A	Hartford	55 <b>68</b>								
161	A	Albany (NY)	53 <b>64</b>	136	H	Maine	55 52								
338	A	UMass Lowell	61 46	251	A	Howard	57 <b>64</b>								
94	H	New Hampshire	49 <b>57</b>	160	A	Oakland	55 <b>79</b>								

Non-Div I Games:

Vermont

Average RPI Win:	154	WON-LOST	WINNING	LAST 10	STRENGTH OF	OPP. STRENGTH	TEAM	ADJ.	CONF.	ADJ CONF.
Average RPI Loss:	42	RECORD	PCT. RANK	GAMES	SCHEDULE	OF SCHEDULE	RPI	RPI	RPI	RPI
DIV. I ONLY	12- 11	161	7- 3	22	56	68	68	7	7	
DIV. I NON-CONF.	5- 6	186	1- 0	10	40	77	77	7	7	
TOTALS	RPI 1-25	RPI 26-50	W-L RECORDS	RPI 51-100	RPI 101-150	RPI 150+				
12- 11	0- 6	1- 2	OVERALL	2- 1	2- 2	7- 0				
6- 5	0- 3	1- 1	HOME	1- 1	0- 0	4- 0				
5- 3	0- 2	0- 1	AWAY	0- 0	2- 0	3- 0				
1- 3	0- 1	0- 0	NEUTRAL	1- 0	0- 2	0- 0				
5- 6	0- 3	0- 0	NON-CONFERENCE	1- 1	2- 2	2- 0				
2- 2	0- 1	0- 0	HOME	0- 1	0- 0	2- 0				
2- 1	0- 1	0- 0	AWAY	0- 0	2- 0	0- 0				
1- 3	0- 1	0- 0	NEUTRAL	1- 0	0- 2	0- 0				
7- 5	0- 3	1- 2	CONFERENCE	1- 0	0- 0	5- 0				
4- 3	0- 2	1- 1	HOME	1- 0	0- 0	2- 0				
3- 2	0- 1	0- 1	AWAY	0- 0	0- 0	3- 0				
0- 0	0- 0	0- 0	NEUTRAL	0- 0	0- 0	0- 0				

RPI 1-25				RPI 26-50				RPI 51-100 Team's RPI: 68				RPI 101+			
RPI	S	Opponent	Score	RPI	S	Opponent	Score	RPI	S	Opponent	Score	RPI	S	Opponent	Score
4	N	Mississippi St.	62 108	43	H	Marquette	71 77	52	H	George Washington	69 72	105	N	Troy	85 93
11	A	Duke	50 68	47	A	Georgetown	49 54	67	H	St. John's (NY)	55 50	111	A	Saint Joseph's	62 54
15	H	DePaul	50 80	47	H	Georgetown	71 50	95	N	Purdue	58 44	118	A	Penn	60 48
22	A	Creighton	46 60									122	N	VCU	66 68
22	H	Creighton	44 47									169	H	La Salle	52 49
23	H	Temple	48 83									170	A	Providence	64 59
												170	H	Providence	61 43
												173	A	Xavier	72 47
												184	H	Seton Hall	69 52
												233	A	Butler	70 69
												310	H	Lehigh	59 37
LAST 12 Division I GAMES:															
170	H	Providence	61 43	67	H	St. John's (NY)	55 50								
22	H	Creighton	44 47	184	H	Seton Hall	69 52								
47	A	Georgetown	49 54	22	A	Creighton	46 60								
173	A	Xavier	72 47	170	A	Providence	64 59								
233	A	Butler	70 69	47	H	Georgetown	71 50								
118	A	Penn	60 48	15	H	DePaul	50 80								

Non-Div I Games:

Villanova

■ Loss, 
■ Non-Conf, S Site, 
■ Home 
■ Away 
N Neutral

Average RPI Win:	171	WON-LOST	WINNING	LAST 10	STRENGTH OF	OPP. STRENGTH	TEAM	ADJ.	CONF.	ADJ CONF.
Average RPI Loss:	50	RECORD	PCT. RANK	GAMES	SCHEDULE	OF SCHEDULE	RPI	RPI	RPI	RPI
DIV. I ONLY	15- 8	88	4- 6	103	34	70	70	3	3	
DIV. I NON-CONF.	11- 2	24	2- 0	265	82	79	79	4	4	
TOTALS	RPI 1-25	RPI 26-50	W-L RECORDS	RPI 51-100	RPI 101-150	RPI 150+				
15- 8	0- 3	2- 2	OVERALL	3- 2	1- 1	9- 0				
10- 2	0- 2	2- 0	HOME	2- 0	0- 0	6- 0				
4- 5	0- 1	0- 2	AWAY	1- 1	1- 1	2- 0				
1- 1	0- 0	0- 0	NEUTRAL	0- 1	0- 0	1- 0				
11- 2	0- 0	0- 1	NON-CONFERENCE	3- 1	0- 0	8- 0				
7- 0	0- 0	0- 0	HOME	2- 0	0- 0	5- 0				
3- 1	0- 0	0- 1	AWAY	1- 0	0- 0	2- 0				
1- 1	0- 0	0- 0	NEUTRAL	0- 1	0- 0	1- 0				
4- 6	0- 3	2- 1	CONFERENCE	0- 1	1- 1	1- 0				
3- 2	0- 2	2- 0	HOME	0- 0	0- 0	1- 0				
1- 4	0- 1	0- 1	AWAY	0- 1	1- 1	0- 0				
0- 0	0- 0	0- 0	NEUTRAL	0- 0	0- 0	0- 0				

RPI 1-25				RPI 26-50				RPI 51-100 Team's RPI: 70				RPI 101+			
RPI	S	Opponent	Score	RPI	S	Opponent	Score	RPI	S	Opponent	Score	RPI	S	Opponent	Score
2	A	Notre Dame	74 82	33	A	Syracuse	49 54	62	H	Dayton	66 56	114	A	Clemson	69 37
11	H	Duke	51 70	42	H	Georgia Tech	65 64	67	N	St. John's (NY)	55 66	137	A	Pittsburgh	54 62
13	H	Louisville	81 86	44	H	Virginia Tech	76 27	86	A	North Carolina	58 67	177	H	Boston College	62 55
				50	A	Northwestern	60 69	93	H	Middle Tenn.	63 51	179	N	Nebraska	73 51
								98	A	Georgia	66 43	189	H	Rutgers	62 54
												230	H	UMBC	56 30
												241	A	Richmond	63 56
												248	H	UMES	60 50
												256	A	Bowling Green	67 47
												269	H	Coppin St.	103 40
												326	H	Ill.-Chicago	76 39
LAST 12 Division I GAMES:															
11	H	Duke	51 70	177	H	Boston College	62 55								
42	H	Georgia Tech	65 64	86	A	North Carolina	58 67								
2	A	Notre Dame	74 82	13	H	Louisville	81 86								
44	H	Virginia Tech	76 27	33	A	Syracuse	49 54								
137	A	Pittsburgh	54 62	62	H	Dayton	66 56								
114	A	Clemson	69 37	230	H	UMBC	56 30								

Non-Div I Games:

Virginia

■ Loss, 
 ■ Non-Conf, S Site, 
 ■ Home 
 ■ Away 
 N Neutral



Average RPI Win:	165	WON-LOST	WINNING	LAST 10	STRENGTH OF	OPP. STRENGTH	TEAM	ADJ.	CONF.	ADJ CONF.
Average RPI Loss:	27	RECORD	PCT. RANK	GAMES	SCHEDULE	OF SCHEDULE	RPI	RPI	RPI	RPI
DIV. I ONLY	16- 7	73	3- 7	59	54	44	44	3	3	
DIV. I NON-CONF.	13- 0	1	2- 0	244	151	39	39	4	4	
TOTALS	RPI 1-25	RPI 26-50	W-L RECORDS	RPI 51-100	RPI 101-150	RPI 150+				
16- 7	2- 4	1- 2	OVERALL	2- 1	3- 0	8- 0				
12- 3	1- 2	1- 1	HOME	2- 0	1- 0	7- 0				
4- 4	1- 0	0- 0	AWAY	0- 0	2- 0	1- 0				
0- 0	0- 0	0- 0	NEUTRAL	0- 0	0- 0	0- 0				
13- 0	2- 0	1- 0	NON-CONFERENCE	0- 0	2- 0	8- 0				
10- 0	1- 0	1- 0	HOME	0- 0	1- 0	7- 0				
3- 0	1- 0	0- 0	AWAY	0- 0	1- 0	1- 0				
0- 0	0- 0	0- 0	NEUTRAL	0- 0	0- 0	0- 0				
3- 7	0- 4	0- 2	CONFERENCE	2- 1	1- 0	0- 0				
2- 3	0- 2	0- 1	HOME	2- 0	0- 0	0- 0				
1- 4	0- 2	0- 1	AWAY	0- 1	1- 0	0- 0				
0- 0	0- 0	0- 0	NEUTRAL	0- 0	0- 0	0- 0				

RPI 1-25				RPI 26-50				Team's RPI: 44	RPI 51-100				RPI 101+			
RPI	S	Opponent	Score	RPI	S	Opponent	Score		RPI	S	Opponent	Score	RPI	S	Opponent	Score
2	H	Notre Dame	59 76	33	H	Syracuse	72 82		58	H	Wake Forest	72 70	114	A	Clemson	78 69
7	H	Florida St.	54 82	42	A	Georgia Tech	81 87		70	A	Virginia	27 76	127	H	Radford	71 52
11	A	Duke	59 84	47	H	Georgetown	73 63		86	H	North Carolina	76 68	140	A	UCF	67 64
14	H	Tennessee	67 63										178	A	Col. of Charleston	71 61
21	A	Miami (FL)	75 82										179	H	Nebraska	76 67
25	A	Auburn	92 87										225	H	UNC Asheville	71 52
													243	H	Presbyterian	67 36
													256	H	Bowling Green	98 51
													291	H	Gardner-Webb	76 42
													311	H	Central Conn. St.	81 47
													344	H	Delaware St.	88 48
LAST 12 Division I GAMES:																
42	A	Georgia Tech	81 87	58	H	Wake Forest	72 70		21	A	Miami (FL)	75 82				
2	H	Notre Dame	59 76	114	A	Clemson	78 69		86	H	North Carolina	76 68				
33	H	Syracuse	72 82	344	H	Delaware St.	88 48		127	H	Radford	71 52				
70	A	Virginia	27 76													
7	H	Florida St.	54 82													
11	A	Duke	59 84													

Non-Div I Games:

Virginia Tech

Average RPI Win:	333	WON-LOST	WINNING	LAST 10	STRENGTH OF	OPP. STRENGTH	TEAM	ADJ.	CONF.	ADJ CONF.
Average RPI Loss:	220	RECORD	PCT. RANK	GAMES	SCHEDULE	OF SCHEDULE	RPI	RPI	RPI	RPI
DIV. I ONLY	2- 19	338	2- 8	273	347	340	340	31	31	
DIV. I NON-CONF.	0- 10	335	0- 1	133	322	333	333	32	32	
TOTALS	RPI 1-25	RPI 26-50	W-L RECORDS	RPI 51-100	RPI 101-150	RPI 150+				
2- 19	0- 0	0- 0	OVERALL	0- 2	0- 2	2- 15				
1- 9	0- 0	0- 0	HOME	0- 0	0- 2	1- 7				
1- 10	0- 0	0- 0	AWAY	0- 2	0- 0	1- 8				
0- 0	0- 0	0- 0	NEUTRAL	0- 0	0- 0	0- 0				
0- 10	0- 0	0- 0	NON-CONFERENCE	0- 2	0- 2	0- 6				
0- 5	0- 0	0- 0	HOME	0- 0	0- 2	0- 3				
0- 5	0- 0	0- 0	AWAY	0- 2	0- 0	0- 3				
0- 0	0- 0	0- 0	NEUTRAL	0- 0	0- 0	0- 0				
2- 9	0- 0	0- 0	CONFERENCE	0- 0	0- 0	2- 9				
1- 4	0- 0	0- 0	HOME	0- 0	0- 0	1- 4				
1- 5	0- 0	0- 0	AWAY	0- 0	0- 0	1- 5				
0- 0	0- 0	0- 0	NEUTRAL	0- 0	0- 0	0- 0				

RPI 1-25				RPI 26-50				RPI 51-100				RPI 101+				Team's RPI: 340	
RPI	S	Opponent	Score	RPI	S	Opponent	Score	RPI	S	Opponent	Score	RPI	S	Opponent	Score		
								67	A	St. John's (NY)	34	62	118	H	Penn	39	63
								94	A	New Hampshire	40	73	149	H	Yale	52	66
												161	H	Albany (NY)	50	75	
												162	H	Towson	40	69	
												172	A	Army West Point	40	85	
												174	A	Princeton	44	107	
												194	A	Sacred Heart	52	62	
												194	H	Sacred Heart	56	70	
												219	H	Saint Francis (PA)	46	67	
												221	H	Robert Morris	63	82	
												293	A	Bryant	61	70	
												306	A	NJIT	45	68	
												311	A	Central Conn. St.	53	66	
												320	H	St. Francis Brooklyn	58	45	
												321	A	Mt. St. Mary's	47	66	
												333	A	LIU Brooklyn	64	69	
												344	H	Delaware St.	49	61	
												346	A	Fairleigh Dickinson	74	66	
												346	H	Fairleigh Dickinson	53	59	
LAST 12 Division I GAMES:																	
				346	A	Fairleigh Dickinson	74	66				221	H	Robert Morris	63	82	
				320	H	St. Francis Brooklyn	58	45				194	H	Sacred Heart	56	70	
				219	H	Saint Francis (PA)	46	67				346	H	Fairleigh Dickinson	53	59	
				333	A	LIU Brooklyn	64	69				321	A	Mt. St. Mary's	47	66	
				194	A	Sacred Heart	52	62				311	A	Central Conn. St.	53	66	
				293	A	Bryant	61	70				174	A	Princeton	44	107	

Non-Div I Games: Staten Island 62 60

Wagner

■ Loss, 
 ■ Non-Conf, 
 ■ S Site, 
 ■ H Home 
 ■ A Away 
 N Neutral

## Wake Forest

Through Games Of Feb. 5, 2017

Average RPI Win:	152	WON-LOST	WINNING	LAST 10	STRENGTH OF	OPP. STRENGTH	TEAM	ADJ.	CONF.	ADJ CONF.
Average RPI Loss:	55	RECORD	PCT. RANK	GAMES	SCHEDULE	OF SCHEDULE	RPI	RPI	RPI	RPI
DIV. I ONLY	14- 9	117	5- 5	51	41	58	58	3	3	
DIV. I NON-CONF.	9- 4	85	1- 1	129	81	81	81	4	4	
TOTALS	RPI 1-25	RPI 26-50	W-L RECORDS	RPI 51-100	RPI 101-150	RPI 150+				
14- 9	0- 3	2- 4	OVERALL	1- 0	4- 1	7- 1				
11- 3	0- 1	1- 1	HOME	0- 0	4- 1	6- 0				
3- 6	0- 2	1- 3	AWAY	1- 0	0- 0	1- 1				
0- 0	0- 0	0- 0	NEUTRAL	0- 0	0- 0	0- 0				
9- 4	0- 0	1- 2	NON-CONFERENCE	0- 0	2- 1	6- 1				
7- 1	0- 0	0- 0	HOME	0- 0	2- 1	5- 0				
2- 3	0- 0	1- 2	AWAY	0- 0	0- 0	1- 1				
0- 0	0- 0	0- 0	NEUTRAL	0- 0	0- 0	0- 0				
5- 5	0- 3	1- 2	CONFERENCE	1- 0	2- 0	1- 0				
4- 2	0- 1	1- 1	HOME	0- 0	2- 0	1- 0				
1- 3	0- 2	0- 1	AWAY	1- 0	0- 0	0- 0				
0- 0	0- 0	0- 0	NEUTRAL	0- 0	0- 0	0- 0				

RPI 1-25				RPI 26-50				RPI 51-100				Team's RPI: 58	RPI 101+			
RPI	S	Opponent	Score	RPI	S	Opponent	Score	RPI	S	Opponent	Score		RPI	S	Opponent	Score
2	A	Notre Dame	72 92	26	A	Elon	78 68	86	A	North Carolina	80 77		114	H	Clemson	68 56
11	A	Duke	43 71	29	A	LSU	57 60						121	H	Navy	75 65
21	H	Miami (FL)	56 79	36	H	North Carolina St.	50 65						122	H	VCU	60 54
				41	A	James Madison	76 83						127	H	Radford	60 68
				42	H	Georgia Tech	70 65						137	H	Pittsburgh	57 48
				44	A	Virginia Tech	70 72						173	H	Xavier	58 45
													177	H	Boston College	71 55
													184	A	Seton Hall	63 70
													189	H	Rutgers	55 43
													193	A	Illinois	79 70
													227	H	Samford	51 40
													255	H	Furman	59 52
													264	H	Eastern Mich.	89 61
LAST 12 Division I GAMES:																
137	H	Pittsburgh	57 48	44	A	Virginia Tech	70 72									
21	H	Miami (FL)	56 79	114	H	Clemson	68 56									
11	A	Duke	43 71	36	H	North Carolina St.	50 65									
177	H	Boston College	71 55	2	A	Notre Dame	72 92									
42	H	Georgia Tech	70 65	41	A	James Madison	76 83									
86	A	North Carolina	80 77	122	H	VCU	60 54									

Non-Div I Games:

Wake Forest

■ Loss, 
■ Non-Conf, 
■ S Site, 
■ H Home 
■ A Away 
N Neutral

Average RPI Win:	113	WON-LOST	WINNING	LAST 10	STRENGTH OF	OPP. STRENGTH	TEAM	ADJ.	CONF.	ADJ CONF.
Average RPI Loss:	6	RECORD	PCT. RANK	GAMES	SCHEDULE	OF SCHEDULE	RPI	RPI	RPI	RPI
DIV. I ONLY	22- 3	8	2- 2	26	21	8	8	1	1	
DIV. I NON-CONF.	12- 1	7	0- 1	60	119	6	6	1	1	
TOTALS	RPI 1-25	RPI 26-50	W-L RECORDS	RPI 51-100	RPI 101-150	RPI 150+				
22- 3	2- 3	3- 0	OVERALL	8- 0	3- 0	6- 0				
12- 1	1- 1	2- 0	HOME	4- 0	2- 0	3- 0				
10- 2	1- 2	1- 0	AWAY	4- 0	1- 0	3- 0				
0- 0	0- 0	0- 0	NEUTRAL	0- 0	0- 0	0- 0				
12- 1	0- 1	1- 0	NON-CONFERENCE	3- 0	2- 0	6- 0				
8- 0	0- 0	1- 0	HOME	2- 0	2- 0	3- 0				
4- 1	0- 1	0- 0	AWAY	1- 0	0- 0	3- 0				
0- 0	0- 0	0- 0	NEUTRAL	0- 0	0- 0	0- 0				
10- 2	2- 2	2- 0	CONFERENCE	5- 0	1- 0	0- 0				
4- 1	1- 1	1- 0	HOME	2- 0	0- 0	0- 0				
6- 1	1- 1	1- 0	AWAY	3- 0	1- 0	0- 0				
0- 0	0- 0	0- 0	NEUTRAL	0- 0	0- 0	0- 0				

RPI	S	Opponent	Score	RPI	S	Opponent	Score	RPI	S	Opponent	Score	RPI	S	Opponent	Score
2	A	Notre Dame	60 71	30	H	Missouri	79 66	55	A	Washington St.	87 44	123	A	Arizona	90 73
6	A	Oregon St.	70 73	37	A	Oregon	99 77	55	H	Washington St.	94 63	141	H	Idaho	105 53
10	H	Stanford	68 72	40	H	California	90 67	66	H	Colorado St.	101 68	143	H	Eastern Wash.	100 52
12	H	UCLA	82 70					72	A	Utah	82 53	167	H	Fresno St.	85 54
24	A	Arizona St.	65 54					75	H	Southern California	77 67	197	H	CSUN	101 44
								85	H	Boise St.	92 66	213	A	Seattle U	94 64
								88	A	Colorado	79 75	222	A	Grand Canyon	101 66
								99	A	BYU	82 70	272	H	Savannah St.	87 36
												275	A	Portland	83 53
LAST 12 Division I GAMES:															
2	A	Notre Dame	60 71	24	A	Arizona St.	65 54								
88	A	Colorado	79 75	123	A	Arizona	90 73								
72	A	Utah	82 53	12	H	UCLA	82 70								
10	H	Stanford	68 72	75	H	Southern California	77 67								
40	H	California	90 67	6	A	Oregon St.	70 73								
55	A	Washington St.	87 44	37	A	Oregon	99 77								

Non-Div I Games:

Washington

■ Loss, 
 ■ Non-Conf, S Site, 
 ■ Home 
 ■ Away 
 N Neutral

Average RPI Win:	111	WON-LOST	WINNING	LAST 10	STRENGTH OF	OPP. STRENGTH	TEAM	ADJ.	CONF.	ADJ CONF.
Average RPI Loss:	49	RECORD	PCT. RANK	GAMES	SCHEDULE	OF SCHEDULE	RPI	RPI	RPI	RPI
DIV. I ONLY	10- 13	210	5- 5	5	12	55	55	1	1	
DIV. I NON-CONF.	5- 6	186	0- 0	24	68	113	113	1	1	
TOTALS	RPI 1-25	RPI 26-50	W-L RECORDS	RPI 51-100	RPI 101-150	RPI 150+				
10- 13	1- 7	2- 0	OVERALL	2- 4	2- 2	3- 0				
7- 4	1- 2	1- 0	HOME	1- 2	2- 0	2- 0				
2- 8	0- 4	1- 0	AWAY	1- 2	0- 2	0- 0				
1- 1	0- 1	0- 0	NEUTRAL	0- 0	0- 0	1- 0				
5- 6	0- 2	0- 0	NON-CONFERENCE	0- 3	2- 1	3- 0				
4- 2	0- 0	0- 0	HOME	0- 2	2- 0	2- 0				
0- 3	0- 1	0- 0	AWAY	0- 1	0- 1	0- 0				
1- 1	0- 1	0- 0	NEUTRAL	0- 0	0- 0	1- 0				
5- 7	1- 5	2- 0	CONFERENCE	2- 1	0- 1	0- 0				
3- 2	1- 2	1- 0	HOME	1- 0	0- 0	0- 0				
2- 5	0- 3	1- 0	AWAY	1- 1	0- 1	0- 0				
0- 0	0- 0	0- 0	NEUTRAL	0- 0	0- 0	0- 0				

RPI 1-25				RPI 26-50				RPI 51-100 Team's RPI: 55				RPI 101+			
RPI	S	Opponent	Score	RPI	S	Opponent	Score	RPI	S	Opponent	Score	RPI	S	Opponent	Score
6	A	Oregon St.	58 80	37	A	Oregon	75 59	56	H	Oklahoma St.	72 79	119	A	Saint Louis	70 73
8	A	Washington	63 94	40	H	California	84 79	72	A	Utah	61 55	123	A	Arizona	55 56
8	H	Washington	44 87					75	H	Southern California	74 57	125	H	St. Mary's (CA)	85 69
10	H	Stanford	54 76					78	A	Gonzaga	61 79	148	H	San Francisco	73 35
12	H	UCLA	82 73					85	H	Boise St.	73 77	179	N	Nebraska	79 65
16	A	Kentucky	67 69					88	A	Colorado	58 70	211	H	Loyola Marymount	92 45
17	N	Maryland	69 79									215	H	San Diego	83 73
24	A	Arizona St.	49 68												
LAST 12 Division I GAMES:															
72	A	Utah	61 55	24	A	Arizona St.	49 68								
88	A	Colorado	58 70	75	H	Southern California	74 57								
40	H	California	84 79	12	H	UCLA	82 73								
10	H	Stanford	54 76	37	A	Oregon	75 59								
8	H	Washington	44 87	6	A	Oregon St.	58 80								
123	A	Arizona	55 56	8	A	Washington	63 94								

Non-Div I Games:

Washington St.

Average RPI Win: <b>285</b>		WON-LOST	WINNING	LAST 10	STRENGTH OF	OPP. STRENGTH	TEAM	ADJ.	CONF.	ADJ CONF.
Average RPI Loss: <b>132</b>		RECORD	PCT. RANK	GAMES	SCHEDULE	OF SCHEDULE	RPI	RPI	RPI	RPI
DIV. I ONLY		<b>8- 11</b>	<b>216</b>	<b>4- 6</b>	<b>260</b>	<b>224</b>	<b>228</b>	<b>228</b>	<b>18</b>	<b>18</b>
DIV. I NON-CONF.		<b>4- 5</b>	<b>198</b>	<b>0- 2</b>	<b>313</b>	<b>208</b>	<b>239</b>	<b>239</b>	<b>18</b>	<b>18</b>
TOTALS	RPI 1-25	RPI 26-50		W-L RECORDS	RPI 51-100		RPI 101-150		RPI 150+	
8- 11	0- 0	0- 0		OVERALL	0- 3		0- 5		8- 3	
3- 5	0- 0	0- 0		HOME	0- 1		0- 2		3- 2	
5- 5	0- 0	0- 0		AWAY	0- 2		0- 2		5- 1	
0- 1	0- 0	0- 0		NEUTRAL	0- 0		0- 1		0- 0	
4- 5	0- 0	0- 0		NON-CONFERENCE	0- 2		0- 1		4- 2	
1- 2	0- 0	0- 0		HOME	0- 0		0- 0		1- 2	
3- 2	0- 0	0- 0		AWAY	0- 2		0- 0		3- 0	
0- 1	0- 0	0- 0		NEUTRAL	0- 0		0- 1		0- 0	
4- 6	0- 0	0- 0		CONFERENCE	0- 1		0- 4		4- 1	
2- 3	0- 0	0- 0		HOME	0- 1		0- 2		2- 0	
2- 3	0- 0	0- 0		AWAY	0- 0		0- 2		2- 1	
0- 0	0- 0	0- 0		NEUTRAL	0- 0		0- 0		0- 0	

RPI 1-25				RPI 26-50				RPI 51-100				RPI 101+				Team's RPI: 228	
RPI	S	Opponent	Score	RPI	S	Opponent	Score	RPI	S	Opponent	Score	RPI	S	Opponent	Score		
								65	H	Montana St.	68	83	109	H	Northern Colo.	79	88
								72	A	Utah	52	71	135	N	Stetson	68	70
								99	A	BYU	64	73	139	H	North Dakota	65	70
													141	A	Idaho	77	95
													143	A	Eastern Wash.	85	99
													167	H	Fresno St.	57	60
													190	A	Idaho St.	52	57
													190	H	Idaho St.	50	43
													197	H	CSUN	78	89
													271	A	FIU	64	61
													273	A	Southern Utah	73	68
													275	H	Portland	76	37
													296	A	Northern Ariz.	75	64
													314	A	Air Force	76	61
													328	H	Montana	74	58
													331	A	Utah Valley	64	61
LAST 12 Division I GAMES:																	
				296	A	Northern Ariz.	75	64	141	A	Idaho	77	95				
				273	A	Southern Utah	73	68	190	H	Idaho St.	50	43				
				190	A	Idaho St.	52	57	328	H	Montana	74	58				
				109	H	Northern Colo.	79	88	65	H	Montana St.	68	83				
				139	H	North Dakota	65	70	167	H	Fresno St.	57	60				
				143	A	Eastern Wash.	85	99	72	A	Utah	52	71				

**Non-Div I Games:** Cal St. San B'dino 75 69 Westminster (UT) 81 68

Weber St.

Loss, Non-Conf, S Site, H Home A Away N Neutral

Average RPI Win:	197	WON-LOST	WINNING	LAST 10	STRENGTH OF	OPP. STRENGTH	TEAM	ADJ.	CONF.	ADJ CONF.
Average RPI Loss:	26	RECORD	PCT. RANK	GAMES	SCHEDULE	OF SCHEDULE	RPI	RPI	RPI	RPI
DIV. I ONLY	16- 7	73	3- 7	80	66	63	63	4	4	
DIV. I NON-CONF.	12- 0	1	1- 0	281	310	58	58	3	3	
TOTALS	RPI 1-25	RPI 26-50	W-L RECORDS	RPI 51-100	RPI 101-150	RPI 150+				
16- 7	2- 5	0- 0	OVERALL	1- 2	3- 0	10- 0				
11- 3	1- 2	0- 0	HOME	1- 1	1- 0	8- 0				
2- 4	0- 3	0- 0	AWAY	0- 1	1- 0	1- 0				
3- 0	1- 0	0- 0	NEUTRAL	0- 0	1- 0	1- 0				
12- 0	1- 0	0- 0	NON-CONFERENCE	0- 0	2- 0	9- 0				
9- 0	0- 0	0- 0	HOME	0- 0	1- 0	8- 0				
0- 0	0- 0	0- 0	AWAY	0- 0	0- 0	0- 0				
3- 0	1- 0	0- 0	NEUTRAL	0- 0	1- 0	1- 0				
4- 7	1- 5	0- 0	CONFERENCE	1- 2	1- 0	1- 0				
2- 3	1- 2	0- 0	HOME	1- 1	0- 0	0- 0				
2- 4	0- 3	0- 0	AWAY	0- 1	1- 0	1- 0				
0- 0	0- 0	0- 0	NEUTRAL	0- 0	0- 0	0- 0				

RPI	S	Opponent	Score	RPI	S	Opponent	Score	RPI	S	Opponent	Score	RPI	S	Opponent	Score
5	A	Baylor	73 79					61	A	Texas Tech	66 75	104	H	Ole Miss	66 61
5	H	Baylor	56 91					61	H	Texas Tech	89 79	124	A	TCU	83 61
9	A	Texas	54 69					71	H	Iowa St.	55 80	133	N	East Carolina	79 47
9	H	Texas	63 73									153	A	Kansas	62 51
18	H	Oklahoma	83 73									188	H	Morehead St.	94 53
19	A	Kansas St.	71 86									251	H	Howard	95 49
25	N	Auburn	56 52									269	H	Coppin St.	69 39
												276	H	Charleston So.	88 38
												277	N	N.C. A&T	80 64
												292	H	High Point	82 59
												317	H	USC Upstate	91 33
												321	H	Mt. St. Mary's	77 45
												335	H	Longwood	107 40
LAST 12 Division I GAMES:															
71	H	Iowa St.	55 80	61	A	Texas Tech	66 75								
9	A	Texas	54 69	18	H	Oklahoma	83 73								
61	H	Texas Tech	89 79	5	H	Baylor	56 91								
5	A	Baylor	73 79	19	A	Kansas St.	71 86								
153	A	Kansas	62 51	124	A	TCU	83 61								
9	H	Texas	63 73	321	H	Mt. St. Mary's	77 45								

Non-Div I Games:

West Virginia

■ Loss, 
 ■ Non-Conf, 
 S Site, 
 ■ Home 
 ■ Away 
 N Neutral

Average RPI Win:	286	WON-LOST	WINNING	LAST 10	STRENGTH OF	OPP. STRENGTH	TEAM	ADJ.	CONF.	ADJ CONF.
Average RPI Loss:	174	RECORD	PCT. RANK	GAMES	SCHEDULE	OF SCHEDULE	RPI	RPI	RPI	RPI
DIV. I ONLY	6- 17	294	3- 7	183	299	286	286	19	19	
DIV. I NON-CONF.	4- 10	259	2- 1	184	314	263	263	21	21	
TOTALS	RPI 1-25	RPI 26-50	W-L RECORDS	RPI 51-100	RPI 101-150	RPI 150+				
6- 17	0- 1	0- 0	OVERALL	0- 2	0- 5	6- 9				
4- 5	0- 0	0- 0	HOME	0- 0	0- 1	4- 4				
2- 10	0- 1	0- 0	AWAY	0- 2	0- 2	2- 5				
0- 2	0- 0	0- 0	NEUTRAL	0- 0	0- 2	0- 0				
4- 10	0- 1	0- 0	NON-CONFERENCE	0- 1	0- 4	4- 4				
2- 3	0- 0	0- 0	HOME	0- 0	0- 0	2- 3				
2- 5	0- 1	0- 0	AWAY	0- 1	0- 2	2- 1				
0- 2	0- 0	0- 0	NEUTRAL	0- 0	0- 2	0- 0				
2- 7	0- 0	0- 0	CONFERENCE	0- 1	0- 1	2- 5				
2- 2	0- 0	0- 0	HOME	0- 0	0- 1	2- 1				
0- 5	0- 0	0- 0	AWAY	0- 1	0- 0	0- 4				
0- 0	0- 0	0- 0	NEUTRAL	0- 0	0- 0	0- 0				

RPI S	Opponent	Score	RPI S	Opponent	Score	RPI S	Opponent	Score	RPI S	Opponent	Score	Team's RPI: 286
7	A Florida St.	41 90				95	A Chattanooga	46 67	102	H Mercer	57 59	
						98	A Georgia	43 78	108	N Duquesne	50 65	
									114	A Clemson	63 78	
									127	A Radford	39 67	
									148	N San Francisco	52 73	
									187	A ETSU	57 76	
									223	H Campbell	48 50	
									225	A UNC Asheville	53 62	
									227	H Samford	42 49	
									237	A Wofford	59 68	
									237	H Wofford	69 66	
									252	A UNCG	45 62	
									255	A Furman	44 73	
									255	H Furman	75 72	
									259	H UT Martin	72 84	
									276	H Charleston So.	58 53	
									291	H Gardner-Webb	60 68	
									292	H High Point	73 64	
									313	A Eastern Ky.	72 61	
									341	A Florida A&M	62 61	
LAST 12 Division I GAMES:												
237	H Wofford	69 66	227	H Samford	42 49							
255	H Furman	75 72	255	A Furman	44 73							
252	A UNCG	45 62	237	A Wofford	59 68							
187	A ETSU	57 76	276	H Charleston So.	58 53							
95	A Chattanooga	46 67	98	A Georgia	43 78							
102	H Mercer	57 59	292	H High Point	73 64							

Non-Div I Games: North Greenville 95 48

Western Caro.

■ Loss, 
■ Non-Conf, 
■ S Site, 
■ H Home 
■ A Away 
N Neutral



Average RPI Win:	227	WON-LOST	WINNING	LAST 10	STRENGTH OF	OPP. STRENGTH	TEAM	ADJ.	CONF.	ADJ CONF.
Average RPI Loss:	72	RECORD	PCT. RANK	GAMES	SCHEDULE	OF SCHEDULE	RPI	RPI	RPI	RPI
DIV. I ONLY	16- 6	54	7- 3	220	149	90	90	11	11	
DIV. I NON-CONF.	8- 3	67	1- 0	282	216	101	101	10	10	
TOTALS	RPI 1-25	RPI 26-50	W-L RECORDS	RPI 51-100	RPI 101-150	RPI 150+				
16- 6	0- 0	0- 3	OVERALL	2- 2	2- 0	12- 1				
8- 1	0- 0	0- 0	HOME	1- 1	1- 0	6- 0				
8- 5	0- 0	0- 0	AWAY	1- 0	1- 0	6- 0				
0- 0	0- 0	0- 0	NEUTRAL	0- 0	0- 0	0- 0				
8- 3	0- 0	0- 2	NON-CONFERENCE	1- 0	0- 0	7- 1				
4- 0	0- 0	0- 0	HOME	1- 0	0- 0	3- 0				
4- 3	0- 0	0- 2	AWAY	0- 0	0- 0	4- 1				
0- 0	0- 0	0- 0	NEUTRAL	0- 0	0- 0	0- 0				
8- 3	0- 0	0- 1	CONFERENCE	1- 2	2- 0	5- 0				
4- 1	0- 0	0- 0	HOME	0- 1	1- 0	3- 0				
4- 2	0- 0	0- 1	AWAY	1- 1	1- 0	2- 0				
0- 0	0- 0	0- 0	NEUTRAL	0- 0	0- 0	0- 0				

RPI 1-25				RPI 26-50				RPI 51-100				Team's RPI: 90				RPI 101+			
RPI	S	Opponent	Score	RPI	S	Opponent	Score	RPI	S	Opponent	Score	RPI	S	Opponent	Score	RPI	S	Opponent	Score
				30	A	Missouri	68 71	60	A	South Dakota	86 78	138	A	Oral Roberts	76 62				
				38	A	South Dakota St.	58 73	76	A	IUPUI	52 66	138	H	Oral Roberts	76 72				
				43	A	Marquette	61 77	76	H	IUPUI	72 76	165	A	Omaha	78 74				
								77	H	Northern Ill.	83 79	165	H	Omaha	80 63				
												171	A	Milwaukee	68 76				
												208	A	SIUE	76 74				
												226	H	Bradley	91 77				
												283	H	North Dakota St.	110 81				
												284	A	Southeast Mo. St.	100 87				
												299	H	Eastern Ill.	83 62				
												303	H	Denver	87 62				
												309	A	UMKC	78 65				
												318	H	Illinois St.	80 50				
												324	A	Fort Wayne	75 53				
												329	A	Chicago St.	54 50				
LAST 12 Division I GAMES:																			
				165	H	Omaha	80 63	165	A	Omaha	78 74								
				138	A	Oral Roberts	76 62	138	H	Oral Roberts	76 72								
				60	A	South Dakota	86 78	303	H	Denver	87 62								
				76	H	IUPUI	72 76	76	A	IUPUI	52 66								
				38	A	South Dakota St.	58 73	324	A	Fort Wayne	75 53								
				283	H	North Dakota St.	110 81	318	H	Illinois St.	80 50								

Non-Div I Games: Graceland (IA) 118 40 Monmouth (IL) 113 29

Western Ill.

Loss, Non-Conf, S Site, H Home A Away N Neutral

Average RPI Win:	206	WON-LOST	WINNING	LAST 10	STRENGTH OF	OPP. STRENGTH	TEAM	ADJ.	CONF.	ADJ CONF.
Average RPI Loss:	66	RECORD	PCT. RANK	GAMES	SCHEDULE	OF SCHEDULE	RPI	RPI	RPI	RPI
DIV. I ONLY	17- 6	45	3- 0	156	122	81	81	14	14	
DIV. I NON-CONF.	8- 4	97	1- 0	136	93	100	100	16	16	
TOTALS	RPI 1-25	RPI 26-50	W-L RECORDS	RPI 51-100	RPI 101-150	RPI 150+				
17- 6	0- 2	0- 0	OVERALL	2- 3	4- 1	11- 0				
12- 1	0- 0	0- 0	HOME	2- 1	2- 0	8- 0				
4- 3	0- 1	0- 0	AWAY	0- 1	1- 1	3- 0				
1- 2	0- 1	0- 0	NEUTRAL	0- 1	1- 0	0- 0				
8- 4	0- 2	0- 0	NON-CONFERENCE	1- 2	2- 0	5- 0				
5- 1	0- 0	0- 0	HOME	1- 1	1- 0	3- 0				
2- 1	0- 1	0- 0	AWAY	0- 0	0- 0	2- 0				
1- 2	0- 1	0- 0	NEUTRAL	0- 1	1- 0	0- 0				
9- 2	0- 0	0- 0	CONFERENCE	1- 1	2- 1	6- 0				
7- 0	0- 0	0- 0	HOME	1- 0	1- 0	5- 0				
2- 2	0- 0	0- 0	AWAY	0- 1	1- 1	1- 0				
0- 0	0- 0	0- 0	NEUTRAL	0- 0	0- 0	0- 0				

RPI 1-25				RPI 26-50				RPI 51-100 Team's RPI: 81				RPI 101+			
RPI	S	Opponent	Score	RPI	S	Opponent	Score	RPI	S	Opponent	Score	RPI	S	Opponent	Score
13	A	Louisville	61 68					52	N	George Washington	49 68	106	N	Kent St.	79 73
15	N	DePaul	69 77					53	H	Indiana	85 74	117	H	Southern Miss.	79 53
								74	H	UT Arlington	68 71	130	H	Ball St.	68 61
								89	A	Charlotte	85 89	132	A	Old Dominion	67 62
								93	H	Middle Tenn.	66 51	150	A	UTSA	77 80
												159	H	Louisiana Tech	67 58
												178	H	Col. of Charleston	89 76
												203	H	UAB	60 48
												245	H	Marshall	73 57
												246	A	Austin Peay	85 65
												271	H	FIU	90 38
												287	A	UTEP	71 54
												298	H	Lipscomb	87 35
												313	A	Eastern Ky.	90 63
												330	H	Fla. Atlantic	76 55
												349	H	Alabama A&M	96 32
LAST 12 Division I GAMES:															
106	N	Kent St.	79 73	93	H	Middle Tenn.	66 51								
117	H	Southern Miss.	79 53	203	H	UAB	60 48								
159	H	Louisiana Tech	67 58	132	A	Old Dominion	67 62								
150	A	UTSA	77 80	89	A	Charlotte	85 89								
287	A	UTEP	71 54	271	H	FIU	90 38								
245	H	Marshall	73 57	330	H	Fla. Atlantic	76 55								

Non-Div I Games:

Western Ky.

Average RPI Win: 263		WON-LOST	WINNING	LAST 10	STRENGTH OF		OPP. STRENGTH	TEAM	ADJ.	CONF.	ADJ CONF.
Average RPI Loss: 72		RECORD	PCT. RANK	GAMES	SCHEDULE		OF SCHEDULE	RPI	RPI	RPI	RPI
DIV. I ONLY		14- 7	82	5- 5	317		120	164	164	10	10
DIV. I NON-CONF.		9- 2	37	2- 0	347		156	176	176	11	11
TOTALS		RPI 1-25	RPI 26-50		W-L RECORDS		RPI 51-100	RPI 101-150		RPI 150+	
14- 7	0- 0	0- 3		OVERALL		0- 2	1- 2		13- 0		
6- 3	0- 0	0- 1		HOME		0- 1	0- 1		6- 0		
7- 4	0- 0	0- 0		AWAY		0- 1	1- 0		6- 0		
1- 0	0- 0	0- 0		NEUTRAL		0- 0	0- 0		1- 0		
9- 2	0- 0	0- 2		NON-CONFERENCE		0- 0	1- 0		8- 0		
4- 1	0- 0	0- 1		HOME		0- 0	0- 0		4- 0		
4- 1	0- 0	0- 1		AWAY		0- 0	1- 0		3- 0		
1- 0	0- 0	0- 0		NEUTRAL		0- 0	0- 0		1- 0		
5- 5	0- 0	0- 1		CONFERENCE		0- 2	0- 2		5- 0		
2- 2	0- 0	0- 0		HOME		0- 1	0- 1		2- 0		
3- 3	0- 0	0- 1		AWAY		0- 1	0- 1		3- 0		
0- 0	0- 0	0- 0		NEUTRAL		0- 0	0- 0		0- 0		

RPI 1-25				RPI 26-50				RPI 51-100				RPI 101+				Team's RPI: 164	
RPI	S	Opponent	Score	RPI	S	Opponent	Score	RPI	S	Opponent	Score	RPI	S	Opponent	Score		
				28	A	Michigan	40 66	69	H	Buffalo	47 62	106	H	Kent St.	67 71		
				45	A	Ohio	67 80	77	A	Northern Ill.	62 67	130	A	Ball St.	56 61		
				46	H	Michigan St.	64 68					146	A	Detroit	75 65		
												209	A	Akron	73 57		
												209	H	Akron	73 60		
												218	A	Miami (OH)	85 60		
												226	H	Bradley	83 64		
												256	H	Bowling Green	75 58		
												264	A	Eastern Mich.	76 67		
												281	H	Davidson	76 63		
												283	A	North Dakota St.	68 63		
												309	A	UMKC	66 54		
												313	N	Eastern Ky.	74 59		
												316	H	Loyola Chicago	65 53		
												324	H	Fort Wayne	61 35		
												329	A	Chicago St.	64 51		
LAST 12 Division I GAMES:																	
				77	A	Northern Ill.	62 67	256	H	Bowling Green	75 58						
				69	H	Buffalo	47 62	130	A	Ball St.	56 61						
				45	A	Ohio	67 80	218	A	Miami (OH)	85 60						
				209	A	Akron	73 57	209	H	Akron	73 60						
				106	H	Kent St.	67 71	329	A	Chicago St.	64 51						
				264	A	Eastern Mich.	76 67	226	H	Bradley	83 64						

Non-Div I Games:

Western Mich.

Loss, Non-Conf, S Site, H Home A Away N Neutral

Average RPI Win:	233	WON-LOST	WINNING	LAST 10	STRENGTH OF	OPP. STRENGTH	TEAM	ADJ.	CONF.	ADJ CONF.
Average RPI Loss:	103	RECORD	PCT. RANK	GAMES	SCHEDULE	OF SCHEDULE	RPI	RPI	RPI	RPI
DIV. I ONLY	10- 11	194	5- 5	164	118	192	192	16	16	
DIV. I NON-CONF.	5- 6	186	1- 1	105	60	178	178	14	14	
TOTALS	RPI 1-25	RPI 26-50	W-L RECORDS	RPI 51-100	RPI 101-150	RPI 150+				
10- 11	1- 1	0- 3	OVERALL	0- 3	1- 0	8- 4				
6- 5	1- 0	0- 2	HOME	0- 1	1- 0	4- 2				
3- 4	0- 0	0- 1	AWAY	0- 1	0- 0	3- 2				
1- 2	0- 1	0- 0	NEUTRAL	0- 1	0- 0	1- 0				
5- 6	1- 1	0- 2	NON-CONFERENCE	0- 2	1- 0	3- 1				
4- 2	1- 0	0- 1	HOME	0- 0	1- 0	2- 1				
0- 2	0- 0	0- 1	AWAY	0- 1	0- 0	0- 0				
1- 2	0- 1	0- 0	NEUTRAL	0- 1	0- 0	1- 0				
5- 5	0- 0	0- 1	CONFERENCE	0- 1	0- 0	5- 3				
2- 3	0- 0	0- 1	HOME	0- 1	0- 0	2- 1				
3- 2	0- 0	0- 0	AWAY	0- 0	0- 0	3- 2				
0- 0	0- 0	0- 0	NEUTRAL	0- 0	0- 0	0- 0				

RPI 1-25				RPI 26-50				RPI 51-100				RPI 101+ Team's RPI: 192			
RPI	S	Opponent	Score	RPI	S	Opponent	Score	RPI	S	Opponent	Score	RPI	S	Opponent	Score
10	N	Stanford	39 87	30	A	Missouri	57 64	57	H	UNI	61 63	131	H	Abilene Christian	81 62
22	H	Creighton	62 54	32	H	Drake	78 83	74	A	UT Arlington	70 74	152	A	Missouri St.	62 73
				38	H	South Dakota St.	58 78	95	N	Purdue	49 86	152	H	Missouri St.	60 65
												182	N	Northeastern	87 73
												185	A	Southern Ill.	54 77
												200	A	Indiana St.	56 42
												226	H	Bradley	65 54
												270	A	Evansville	74 67
												309	H	UMKC	54 56
												316	A	Loyola Chicago	83 64
												318	H	Illinois St.	67 45
												325	H	Arkansas St.	69 51
												336	H	Incarinate Word	73 63
LAST 12 Division I GAMES:															
152	H	Missouri St.	60 65	185	A	Southern Ill.	54 77								
316	A	Loyola Chicago	83 64	152	A	Missouri St.	62 73								
200	A	Indiana St.	56 42	57	H	UNI	61 63								
318	H	Illinois St.	67 45	32	H	Drake	78 83								
226	H	Bradley	65 54	38	H	South Dakota St.	58 78								
270	A	Evansville	74 67	336	H	Incarinate Word	73 63								

Non-Div I Games:

Wichita St.

■ Loss, 
 ■ Non-Conf, S Site, 
 ■ Home 
 ■ Away 
 N Neutral

Average RPI Win:	218	WON-LOST	WINNING	LAST 10	STRENGTH OF	OPP. STRENGTH	TEAM	ADJ.	CONF.	ADJ CONF.
Average RPI Loss:	110	RECORD	PCT. RANK	GAMES	SCHEDULE	OF SCHEDULE	RPI	RPI	RPI	RPI
DIV. I ONLY	14- 7	82	4- 6	221	133	134	134	8	8	
DIV. I NON-CONF.	10- 1	16	2- 0	271	307	91	91	8	8	
TOTALS	RPI 1-25	RPI 26-50	W-L RECORDS	RPI 51-100	RPI 101-150	RPI 150+				
14- 7	0- 0	0- 2	OVERALL	0- 1	3- 1	11- 3				
7- 4	0- 0	0- 2	HOME	0- 1	1- 1	6- 0				
7- 3	0- 0	0- 0	AWAY	0- 0	2- 0	5- 3				
0- 0	0- 0	0- 0	NEUTRAL	0- 0	0- 0	0- 0				
10- 1	0- 0	0- 0	NON-CONFERENCE	0- 1	2- 0	8- 0				
6- 1	0- 0	0- 0	HOME	0- 1	1- 0	5- 0				
4- 0	0- 0	0- 0	AWAY	0- 0	1- 0	3- 0				
0- 0	0- 0	0- 0	NEUTRAL	0- 0	0- 0	0- 0				
4- 6	0- 0	0- 2	CONFERENCE	0- 0	1- 1	3- 3				
1- 3	0- 0	0- 2	HOME	0- 0	0- 1	1- 0				
3- 3	0- 0	0- 0	AWAY	0- 0	1- 0	2- 3				
0- 0	0- 0	0- 0	NEUTRAL	0- 0	0- 0	0- 0				

RPI S	Opponent	Score	RPI S	Opponent	Score	RPI S	Opponent	Score	RPI S	Opponent	Score	Team's RPI: 134
26	H Elon	58 60	41	H James Madison	64 79	67	H St. John's (NY)	57 73	112	A Delaware	60 49	
									112	H Delaware	54 68	
									132	A Old Dominion	69 58	
									133	H East Carolina	82 72	
									162	A Towson	60 64	
									175	A American	48 34	
									178	A Col. of Charleston	60 70	
									181	A Hofstra	61 64	
									182	A Northeastern	68 54	
									182	H Northeastern	60 58	
									214	H Dartmouth	63 50	
									219	H Saint Francis (PA)	73 60	
									220	A UNCW	57 43	
									241	H Richmond	67 39	
									262	A Norfolk St.	65 52	
									317	A USC Upstate	49 46	
									321	H Mt. St. Mary's	68 46	
									344	H Delaware St.	82 48	
LAST 12 Division I GAMES:												
181	A Hofstra	61 64	220	A UNCW	57 43							
182	A Northeastern	68 54	182	H Northeastern	60 58							
41	H James Madison	64 79	178	A Col. of Charleston	60 70							
112	H Delaware	54 68	112	A Delaware	60 49							
26	H Elon	58 60	133	H East Carolina	82 72							
162	A Towson	60 64	219	H Saint Francis (PA)	73 60							

Non-Div I Games:

William &amp; Mary

■ Loss, 
■ Non-Conf, 
■ S Site, 
■ H Home 
■ A Away 
N Neutral

Average RPI Win:	335	WON-LOST	WINNING	LAST 10	STRENGTH OF	OPP. STRENGTH	TEAM	ADJ.	CONF.	ADJ CONF.
Average RPI Loss:	176	RECORD	PCT. RANK	GAMES	SCHEDULE	OF SCHEDULE	RPI	RPI	RPI	RPI
DIV. I ONLY	1- 20	346	1- 9	114	283	323	323	28	28	
DIV. I NON-CONF.	0- 11	335	0- 2	29	157	279	279	28	28	
TOTALS	RPI 1-25	RPI 26-50	W-L RECORDS	RPI 51-100	RPI 101-150	RPI 150+				
1- 20	0- 2	0- 2	OVERALL	0- 1	0- 3	1- 12				
1- 9	0- 0	0- 0	HOME	0- 0	0- 2	1- 7				
0- 8	0- 1	0- 1	AWAY	0- 0	0- 1	0- 5				
0- 3	0- 1	0- 1	NEUTRAL	0- 1	0- 0	0- 0				
0- 11	0- 2	0- 2	NON-CONFERENCE	0- 1	0- 1	0- 5				
0- 5	0- 0	0- 0	HOME	0- 0	0- 1	0- 4				
0- 3	0- 1	0- 1	AWAY	0- 0	0- 0	0- 1				
0- 3	0- 1	0- 1	NEUTRAL	0- 1	0- 0	0- 0				
1- 9	0- 0	0- 0	CONFERENCE	0- 0	0- 2	1- 7				
1- 4	0- 0	0- 0	HOME	0- 0	0- 1	1- 3				
0- 5	0- 0	0- 0	AWAY	0- 0	0- 1	0- 4				
0- 0	0- 0	0- 0	NEUTRAL	0- 0	0- 0	0- 0				

RPI 1-25				RPI 26-50				RPI 51-100				RPI 101+ Team's RPI: 323			
RPI	S	Opponent	Score	RPI	S	Opponent	Score	RPI	S	Opponent	Score	RPI	S	Opponent	Score
5	A	Baylor	32 140	28	N	Michigan	39 76	78	N	Gonzaga	41 71	102	H	Mercer	48 71
7	N	Florida St.	35 98	31	A	Ohio St.	48 88					127	A	Radford	49 74
												127	H	Radford	50 60
												178	H	Col. of Charleston	64 95
												187	A	ETSU	45 62
												209	H	Akron	59 80
												223	A	Campbell	32 61
												225	H	UNC Asheville	53 68
												243	H	Presbyterian	39 78
												267	A	Liberty	51 80
												276	A	Charleston So.	52 71
												279	H	Tennessee Tech	50 73
												291	H	Gardner-Webb	54 89
												292	A	High Point	43 88
												335	H	Longwood	78 72
												342	H	South Carolina St.	55 63
LAST 12 Division I GAMES:															
127	A	Radford	49 74	276	A	Charleston So.	52 71								
291	H	Gardner-Webb	54 89	225	H	UNC Asheville	53 68								
267	A	Liberty	51 80	127	H	Radford	50 60								
335	H	Longwood	78 72	292	A	High Point	43 88								
243	H	Presbyterian	39 78	31	A	Ohio St.	48 88								
223	A	Campbell	32 61	102	H	Mercer	48 71								

Non-Div I Games: N.C. Wesleyan 89 40

Winthrop

■ Loss, 
 ■ Non-Conf, 
 ■ S Site, 
 ■ H Home 
 ■ A Away 
 N Neutral

Average RPI Win:	220	WON-LOST	WINNING	LAST 10	STRENGTH OF	OPP. STRENGTH	TEAM	ADJ.	CONF.	ADJ CONF.
Average RPI Loss:	90	RECORD	PCT. RANK	GAMES	SCHEDULE	OF SCHEDULE	RPI	RPI	RPI	RPI
DIV. I ONLY	5- 18	309	0- 10	43	105	204	204	6	6	
DIV. I NON-CONF.	5- 8	218	1- 1	91	258	192	192	6	6	
TOTALS	RPI 1-25	RPI 26-50	W-L RECORDS	RPI 51-100	RPI 101-150	RPI 150+				
5- 18	0- 0	1- 6	OVERALL	0- 7	0- 1	4- 4				
2- 10	0- 0	0- 4	HOME	0- 4	0- 0	2- 2				
2- 7	0- 0	1- 2	AWAY	0- 3	0- 0	1- 2				
1- 1	0- 0	0- 0	NEUTRAL	0- 0	0- 1	1- 0				
5- 8	0- 0	1- 1	NON-CONFERENCE	0- 3	0- 1	4- 3				
2- 5	0- 0	0- 1	HOME	0- 2	0- 0	2- 2				
2- 2	0- 0	1- 0	AWAY	0- 1	0- 0	1- 1				
1- 1	0- 0	0- 0	NEUTRAL	0- 0	0- 1	1- 0				
0- 10	0- 0	0- 5	CONFERENCE	0- 4	0- 0	0- 1				
0- 5	0- 0	0- 3	HOME	0- 2	0- 0	0- 0				
0- 5	0- 0	0- 2	AWAY	0- 2	0- 0	0- 1				
0- 0	0- 0	0- 0	NEUTRAL	0- 0	0- 0	0- 0				

RPI S	Opponent	Score	RPI S	Opponent	Score	RPI S	Opponent	Score	RPI S	Opponent	Score	Team's RPI: 204
			28	H Michigan	56 73	53	H Indiana	54 78	104	N Ole Miss	44 69	
			31	A Ohio St.	61 70	54	A Minnesota	60 88	171	A Milwaukee	63 80	
			31	H Ohio St.	68 96	62	H Dayton	64 83	189	A Rutgers	52 68	
			34	A Green Bay	54 53	83	A Penn St.	46 76	190	H Idaho St.	35 42	
			43	H Marquette	75 81	86	H North Carolina	59 72	219	H Saint Francis (PA)	100 103	
			46	H Michigan St.	57 81	89	A Charlotte	48 63	233	H Butler	60 55	
			50	A Northwestern	43 63	95	H Purdue	57 79	236	N Tennessee St.	80 70	
									280	H Mississippi Val.	103 61	
									318	A Illinois St.	64 46	
LAST 12 Division I GAMES:												
			31	H Ohio St.	68 96	95	H Purdue	57 79				
			50	A Northwestern	43 63	54	A Minnesota	60 88				
			53	H Indiana	54 78	189	A Rutgers	52 68				
			46	H Michigan St.	57 81	28	H Michigan	56 73				
			31	A Ohio St.	61 70	34	A Green Bay	54 53				
			83	A Penn St.	46 76	43	H Marquette	75 81				

Non-Div I Games:

Wisconsin

■ Loss, 
 ■ Non-Conf, 
 ■ S Site, 
 ■ H Home 
 ■ A Away 
 N Neutral

Average RPI Win: <b>283</b>	WON-LOST	WINNING	LAST 10	STRENGTH OF	OPP. STRENGTH	TEAM	ADJ.	CONF.	ADJ CONF.
Average RPI Loss: <b>165</b>	RECORD	PCT. RANK	GAMES	SCHEDULE	OF SCHEDULE	RPI	RPI	RPI	RPI
DIV. I ONLY	10- 12	202	2- 7	305	268	237	237	19	19
DIV. I NON-CONF.	8- 5	124	1- 1	316	306	177	177	21	21
-----									
TOTALS	RPI 1-25	RPI 26-50	W-L RECORDS	RPI 51-100	RPI 101-150	RPI 150+			
10- 12	0- 0	0- 1	OVERALL	0- 3	0- 1	10- 7			
5- 3	0- 0	0- 0	HOME	0- 1	0- 0	5- 2			
5- 7	0- 0	0- 1	AWAY	0- 0	0- 1	5- 5			
0- 2	0- 0	0- 0	NEUTRAL	0- 2	0- 0	0- 0			
8- 5	0- 0	0- 1	NON-CONFERENCE	0- 2	0- 0	8- 2			
3- 0	0- 0	0- 0	HOME	0- 0	0- 0	3- 0			
5- 3	0- 0	0- 1	AWAY	0- 0	0- 0	5- 2			
0- 2	0- 0	0- 0	NEUTRAL	0- 2	0- 0	0- 0			
2- 7	0- 0	0- 0	CONFERENCE	0- 1	0- 1	2- 5			
2- 3	0- 0	0- 0	HOME	0- 1	0- 0	2- 2			
0- 4	0- 0	0- 0	AWAY	0- 0	0- 1	0- 3			
0- 0	0- 0	0- 0	NEUTRAL	0- 0	0- 0	0- 0			

RPI 1-25			RPI 26-50			RPI 51-100			RPI 101+ Team's RPI: 237		
RPI	S	Opponent	Score	RPI	S	Opponent	Score	RPI	S	Opponent	Score
				36	A	North Carolina St.	40 <b>80</b>	64	N	Florida	51 <b>74</b>
								84	N	Jacksonville	60 <b>66</b>
								95	H	Chattanooga	61 <b>71</b>
								102	A	Mercer	39 <b>54</b>
								165	A	Omaha	64 <b>89</b>
								187	H	ETSU	69 <b>77</b>
								220	A	UNCW	71 67
								225	A	UNC Asheville	65 <b>84</b>
								227	A	Samford	54 <b>57</b>
								240	H	Coastal Caro.	67 62
								252	A	UNCG	61 <b>67</b>
								252	H	UNCG	54 48
								255	H	Furman	49 <b>69</b>
								276	A	Charleston So.	59 45
								285	A	North Florida	79 60
								286	A	Western Caro.	66 <b>69</b>
								286	H	Western Caro.	68 59
								291	H	Gardner-Webb	75 66
								297	A	Kennesaw St.	78 49
								342	H	South Carolina St.	66 65
								345	A	N.C. Central	64 54
LAST 12 Division I GAMES:											
286	A	Western Caro.	66 <b>69</b>	255	H	Furman	49 <b>69</b>				
252	A	UNCG	61 <b>67</b>	252	H	UNCG	54 48				
187	H	ETSU	69 <b>77</b>	286	H	Western Caro.	68 59				
95	H	Chattanooga	61 <b>71</b>	297	A	Kennesaw St.	78 49				
102	A	Mercer	39 <b>54</b>	84	N	Jacksonville	60 <b>66</b>				
227	A	Samford	54 <b>57</b>	285	A	North Florida	79 60				

Non-Div I Games:      Montreat                      71    30                      Erskine                      116    74

Wofford

Loss, Non-Conf, S Site, H Home A Away N Neutral



Average RPI Win:	255	WON-LOST	WINNING	LAST 10	STRENGTH OF	OPP. STRENGTH	TEAM	ADJ.	CONF.	ADJ CONF.
Average RPI Loss:	99	RECORD	PCT. RANK	GAMES	SCHEDULE	OF SCHEDULE	RPI	RPI	RPI	RPI
DIV. I ONLY	16- 5	36	9- 1	325	157	142	142	20	20	
DIV. I NON-CONF.	6- 4	126	1- 0	345	89	245	245	20	20	
TOTALS	RPI 1-25	RPI 26-50	W-L RECORDS	RPI 51-100	RPI 101-150	RPI 150+				
16- 5	0- 0	0- 2	OVERALL	0- 0	1- 2	15- 1				
8- 1	0- 0	0- 0	HOME	0- 0	1- 1	7- 0				
8- 2	0- 0	0- 1	AWAY	0- 0	0- 0	8- 1				
0- 2	0- 0	0- 1	NEUTRAL	0- 0	0- 1	0- 0				
6- 4	0- 0	0- 1	NON-CONFERENCE	0- 0	0- 2	6- 1				
3- 1	0- 0	0- 0	HOME	0- 0	0- 1	3- 0				
3- 1	0- 0	0- 0	AWAY	0- 0	0- 0	3- 1				
0- 2	0- 0	0- 1	NEUTRAL	0- 0	0- 1	0- 0				
10- 1	0- 0	0- 1	CONFERENCE	0- 0	1- 0	9- 0				
5- 0	0- 0	0- 0	HOME	0- 0	1- 0	4- 0				
5- 1	0- 0	0- 1	AWAY	0- 0	0- 0	5- 0				
0- 0	0- 0	0- 0	NEUTRAL	0- 0	0- 0	0- 0				

RPI 1-25				RPI 26-50				RPI 51-100				RPI 101+ Team's RPI: 142			
RPI	S	Opponent	Score	RPI	S	Opponent	Score	RPI	S	Opponent	Score	RPI	S	Opponent	Score
				34	A	Green Bay	41 62					106	H	Kent St.	69 79
				47	N	Georgetown	60 67					114	N	Clemson	51 75
												146	H	Detroit	77 69
												160	A	Oakland	73 61
												160	H	Oakland	84 66
												171	A	Milwaukee	69 51
												193	A	Illinois	72 76
												195	H	Cleveland St.	84 63
												218	H	Miami (OH)	65 57
												266	A	Northern Ky.	70 63
												266	H	Northern Ky.	67 47
												279	A	Tennessee Tech	65 54
												299	A	Eastern Ill.	71 61
												313	H	Eastern Ky.	85 73
												315	H	Youngstown St.	71 58
												319	A	Valparaiso	65 52
												324	H	Fort Wayne	62 51
												326	A	Ill.-Chicago	73 54
												329	A	Chicago St.	71 65
LAST 12 Division I GAMES:															
				266	H	Northern Ky.	67 47					266	A	Northern Ky.	70 63
				160	H	Oakland	84 66					195	H	Cleveland St.	84 63
				146	H	Detroit	77 69					315	H	Youngstown St.	71 58
				319	A	Valparaiso	65 52					34	A	Green Bay	41 62
				326	A	Ill.-Chicago	73 54					171	A	Milwaukee	69 51
				160	A	Oakland	73 61					218	H	Miami (OH)	65 57

Non-Div I Games: Grace (IN) 87 56 Cincinnati Christia 85 61

Wright St.

Loss, Non-Conf, S Site, H Home A Away N Neutral

## Wyoming

Through Games Of Feb. 5, 2017

Average RPI Win:	223	WON-LOST	WINNING	LAST 10	STRENGTH OF	OPP. STRENGTH	TEAM	ADJ.	CONF.	ADJ CONF.
Average RPI Loss:	77	RECORD	PCT. RANK	GAMES	SCHEDULE	OF SCHEDULE	RPI	RPI	RPI	RPI
DIV. I ONLY	15- 5	39	8- 2	255	126	103	103	13	13	
DIV. I NON-CONF.	6- 3	97	1- 0	268	148	148	148	15	15	
TOTALS	RPI 1-25	RPI 26-50	W-L RECORDS	RPI 51-100	RPI 101-150	RPI 150+				
15- 5	0- 0	0- 2	OVERALL	3- 2	1- 1	11- 0				
10- 1	0- 0	0- 0	HOME	2- 0	1- 1	7- 0				
5- 4	0- 0	0- 2	AWAY	1- 2	0- 0	4- 0				
0- 0	0- 0	0- 0	NEUTRAL	0- 0	0- 0	0- 0				
6- 3	0- 0	0- 2	NON-CONFERENCE	2- 0	0- 1	4- 0				
4- 1	0- 0	0- 0	HOME	1- 0	0- 1	3- 0				
2- 2	0- 0	0- 2	AWAY	1- 0	0- 0	1- 0				
0- 0	0- 0	0- 0	NEUTRAL	0- 0	0- 0	0- 0				
9- 2	0- 0	0- 0	CONFERENCE	1- 2	1- 0	7- 0				
6- 0	0- 0	0- 0	HOME	1- 0	1- 0	4- 0				
3- 2	0- 0	0- 0	AWAY	0- 2	0- 0	3- 0				
0- 0	0- 0	0- 0	NEUTRAL	0- 0	0- 0	0- 0				

RPI S	Opponent	Score	RPI S	Opponent	Score	RPI S	Opponent	Score	RPI S	Opponent	Score	Team's RPI: 103
32	A Drake	50 63	60	H South Dakota	69 62	141	H Idaho	71 74				
46	A Michigan St.	51 63	80	A UNLV	46 51	145	H New Mexico	68 52				
			80	H UNLV	79 57	167	H Fresno St.	70 48				
			85	A Boise St.	54 64	202	A Utah St.	71 48				
			88	A Colorado	82 75	206	H San Jose St.	89 60				
						232	H San Diego St.	80 67				
						273	H Southern Utah	68 48				
						290	A Nevada	72 59				
						303	H Denver	59 49				
						314	A Air Force	66 54				
						314	H Air Force	73 41				
						328	A Montana	67 42				
						339	H Cal St. Fullerton	61 26				
LAST 12 Division I GAMES:												
314	H Air Force	73 41	290	A Nevada	72 59							
232	H San Diego St.	80 67	202	A Utah St.	71 48							
85	A Boise St.	54 64	167	H Fresno St.	70 48							
80	A UNLV	46 51	80	H UNLV	79 57							
145	H New Mexico	68 52	314	A Air Force	66 54							
206	H San Jose St.	89 60	88	A Colorado	82 75							

Non-Div I Games: Adams St. 79 40 Chadron St. 74 50

Wyoming

Loss, Non-Conf, S Site, H Home A Away N Neutral

Average RPI Win:	<b>228</b>	WON-LOST	WINNING	LAST 10	STRENGTH OF	OPP. STRENGTH	TEAM	ADJ.	CONF.	ADJ CONF.
Average RPI Loss:	<b>78</b>	RECORD	PCT. RANK	GAMES	SCHEDULE	OF SCHEDULE	RPI	RPI	RPI	RPI
DIV. I ONLY	<b>11- 12</b>	<b>187</b>	<b>2- 8</b>	<b>158</b>	<b>86</b>	<b>173</b>	<b>173</b>	<b>7</b>	<b>7</b>	
DIV. I NON-CONF.	<b>8- 3</b>	<b>67</b>	<b>0- 0</b>	<b>222</b>	<b>228</b>	<b>118</b>	<b>118</b>	<b>7</b>	<b>7</b>	
TOTALS	RPI 1-25	RPI 26-50	W-L RECORDS	RPI 51-100	RPI 101-150	RPI 150+				
11- 12	0- 3	1- 2	OVERALL	0- 4	0- 1	10- 2				
7- 4	0- 0	1- 1	HOME	0- 2	0- 0	6- 1				
3- 6	0- 2	0- 1	AWAY	0- 2	0- 0	3- 1				
1- 2	0- 1	0- 0	NEUTRAL	0- 0	0- 1	1- 0				
8- 3	0- 1	1- 0	NON-CONFERENCE	0- 1	0- 1	7- 0				
6- 0	0- 0	1- 0	HOME	0- 0	0- 0	5- 0				
1- 1	0- 0	0- 0	AWAY	0- 1	0- 0	1- 0				
1- 2	0- 1	0- 0	NEUTRAL	0- 0	0- 1	1- 0				
3- 9	0- 2	0- 2	CONFERENCE	0- 3	0- 0	3- 2				
1- 4	0- 0	0- 1	HOME	0- 2	0- 0	1- 1				
2- 5	0- 2	0- 1	AWAY	0- 1	0- 0	2- 1				
0- 0	0- 0	0- 0	NEUTRAL	0- 0	0- 0	0- 0				

RPI 1-25				RPI 26-50				RPI 51-100				RPI 101+ Team's RPI: 173			
RPI	S	Opponent	Score	RPI	S	Opponent	Score	RPI	S	Opponent	Score	RPI	S	Opponent	Score
15	A	DePaul	69 <b>85</b>	28	H	Michigan	61 58	58	A	Wake Forest	45 <b>58</b>	117	N	Southern Miss.	59 <b>73</b>
18	N	Oklahoma	69 <b>81</b>	43	A	Marquette	61 <b>85</b>	67	A	St. John's (NY)	55 <b>64</b>	157	A	Cincinnati	72 61
22	A	Creighton	52 <b>63</b>	47	H	Georgetown	64 <b>69</b>	67	H	St. John's (NY)	48 <b>65</b>	170	A	Providence	54 51
								68	H	Villanova	47 <b>72</b>	184	A	Seton Hall	62 <b>71</b>
												184	H	Seton Hall	72 64
												233	A	Butler	53 43
												233	H	Butler	62 <b>65</b>
												236	H	Tennessee St.	63 54
												284	H	Southeast Mo. St.	54 48
												285	H	North Florida	83 46
												294	H	Ark.-Pine Bluff	62 41
												297	N	Kennesaw St.	75 52
												344	H	Delaware St.	86 53
LAST 12 Division I GAMES:															
233	A	Butler	53 43	43	A	Marquette	61 <b>85</b>								
67	A	St. John's (NY)	55 <b>64</b>	233	H	Butler	62 <b>65</b>								
184	A	Seton Hall	62 <b>71</b>	184	H	Seton Hall	72 64								
68	H	Villanova	47 <b>72</b>	67	H	St. John's (NY)	48 <b>65</b>								
47	H	Georgetown	64 <b>69</b>	22	A	Creighton	52 <b>63</b>								
15	A	DePaul	69 <b>85</b>	170	A	Providence	54 51								

Non-Div I Games:

Xavier

Average RPI Win:	241	WON-LOST	WINNING	LAST 10	STRENGTH OF	OPP. STRENGTH	TEAM	ADJ.	CONF.	ADJ CONF.
Average RPI Loss:	145	RECORD	PCT. RANK	GAMES	SCHEDULE	OF SCHEDULE	RPI	RPI	RPI	RPI
DIV. I ONLY	10- 9	155	3- 7	163	263	149	149	9	9	
DIV. I NON-CONF.	9- 4	85	4- 2	266	290	124	124	9	9	
TOTALS	RPI 1-25	RPI 26-50	W-L RECORDS	RPI 51-100	RPI 101-150	RPI 150+				
10- 9	0- 1	0- 0	OVERALL	1- 1	0- 2	9- 5				
4- 3	0- 0	0- 0	HOME	0- 1	0- 1	4- 1				
6- 6	0- 1	0- 0	AWAY	1- 0	0- 1	5- 4				
0- 0	0- 0	0- 0	NEUTRAL	0- 0	0- 0	0- 0				
9- 4	0- 1	0- 0	NON-CONFERENCE	1- 0	0- 0	8- 3				
3- 1	0- 0	0- 0	HOME	0- 0	0- 0	3- 1				
6- 3	0- 1	0- 0	AWAY	1- 0	0- 0	5- 2				
0- 0	0- 0	0- 0	NEUTRAL	0- 0	0- 0	0- 0				
1- 5	0- 0	0- 0	CONFERENCE	0- 1	0- 2	1- 2				
1- 2	0- 0	0- 0	HOME	0- 1	0- 1	1- 0				
0- 3	0- 0	0- 0	AWAY	0- 0	0- 1	0- 2				
0- 0	0- 0	0- 0	NEUTRAL	0- 0	0- 0	0- 0				

RPI 1-25				RPI 26-50				RPI 51-100				RPI 101+ Team's RPI: 149			
RPI	S	Opponent	Score	RPI	S	Opponent	Score	RPI	S	Opponent	Score	RPI	S	Opponent	Score
10	A	Stanford	44 102					92	H	Cornell	63 76	118	A	Penn	55 66
								94	A	New Hampshire	64 58	144	H	Columbia	68 72
												154	A	Brown	73 76
												154	H	Brown	73 51
												161	H	Albany (NY)	64 53
												172	A	Army West Point	55 59
												174	A	Princeton	62 74
												177	H	Boston College	64 71
												205	H	Binghamton	57 48
												242	A	UC Santa Barbara	64 60
												260	H	Vermont	77 48
												265	A	Manhattan	57 63
												304	A	Holy Cross	71 70
												318	A	Illinois St.	59 45
												333	A	LIU Brooklyn	75 44
												340	A	Wagner	66 52
LAST 12 Division I GAMES:															
92	H	Cornell	63 76	242	A	UC Santa Barbara	64 60	10	A	Stanford	44 102				
144	H	Columbia	68 72	94	A	New Hampshire	64 58	177	H	Boston College	64 71				
154	H	Brown	73 51	161	H	Albany (NY)	64 53	333	A	LIU Brooklyn	75 44				
154	A	Brown	73 76												
174	A	Princeton	62 74												
118	A	Penn	55 66												

Non-Div I Games:

Yale

■ Loss, 
■ Non-Conf, S Site, 
■ Home 
■ Away 
N Neutral

Average RPI Win:	277	WON-LOST	WINNING	LAST 10	STRENGTH OF	OPP. STRENGTH	TEAM	ADJ.	CONF.	ADJ CONF.
Average RPI Loss:	179	RECORD	PCT. RANK	GAMES	SCHEDULE	OF SCHEDULE	RPI	RPI	RPI	RPI
DIV. I ONLY	6- 15	283	4- 6	296	232	315	315	20	20	
DIV. I NON-CONF.	2- 7	284	0- 0	292	199	321	321	20	20	
TOTALS	RPI 1-25	RPI 26-50	W-L RECORDS	RPI 51-100	RPI 101-150	RPI 150+				
6- 15	0- 0	0- 1	OVERALL	0- 1	0- 4	6- 9				
4- 5	0- 0	0- 1	HOME	0- 1	0- 0	4- 3				
1- 10	0- 0	0- 0	AWAY	0- 0	0- 4	1- 6				
1- 0	0- 0	0- 0	NEUTRAL	0- 0	0- 0	1- 0				
2- 7	0- 0	0- 0	NON-CONFERENCE	0- 1	0- 2	2- 4				
1- 3	0- 0	0- 0	HOME	0- 1	0- 0	1- 2				
0- 4	0- 0	0- 0	AWAY	0- 0	0- 2	0- 2				
1- 0	0- 0	0- 0	NEUTRAL	0- 0	0- 0	1- 0				
4- 8	0- 0	0- 1	CONFERENCE	0- 0	0- 2	4- 5				
3- 2	0- 0	0- 1	HOME	0- 0	0- 0	3- 1				
1- 6	0- 0	0- 0	AWAY	0- 0	0- 2	1- 4				
0- 0	0- 0	0- 0	NEUTRAL	0- 0	0- 0	0- 0				

RPI 1-25			RPI 26-50			RPI 51-100			RPI 101+ Team's RPI: 315		
RPI	S	Opponent	Score	RPI	S	Opponent	Score	RPI	S	Opponent	Score
				34	H	Green Bay	51 84	92	H	Cornell	75 80
								106	A	Kent St.	60 75
								137	A	Pittsburgh	50 63
								142	A	Wright St.	58 71
								146	A	Detroit	63 80
								160	A	Oakland	54 80
								171	H	Milwaukee	74 78
								175	H	American	64 77
								195	A	Cleveland St.	68 71
								195	H	Cleveland St.	92 67
								209	H	Akron	74 76
								219	H	Saint Francis (PA)	69 68
								234	A	Hawaii	50 72
								266	A	Northern Ky.	81 87
								278	N	Sacramento St.	102 94
								296	A	Northern Ariz.	49 70
								319	A	Valparaiso	60 77
								319	H	Valparaiso	76 70
								326	A	Ill.-Chicago	65 59
								326	H	Ill.-Chicago	70 54
LAST 12 Division I GAMES:											
326	A	Ill.-Chicago	65 59	195	H	Cleveland St.	92 67				
319	A	Valparaiso	60 77	319	H	Valparaiso	76 70				
171	H	Milwaukee	74 78	326	H	Ill.-Chicago	70 54				
34	H	Green Bay	51 84	266	A	Northern Ky.	81 87				
160	A	Oakland	54 80	142	A	Wright St.	58 71				
146	A	Detroit	63 80	195	A	Cleveland St.	68 71				

Non-Div I Games: Point Park 84 71 Tiffin 84 62

Youngstown St.

Loss, Non-Conf, S Site, H Home A Away N Neutral