

Average RPI Win:	249	WON-LOST	WINNING	LAST 10	STRENGTH OF	OPP. STRENGTH	TEAM	ADJ.	CONF.	ADJ CONF.
Average RPI Loss:	149	RECORD	PCT. RANK	GAMES	SCHEDULE	OF SCHEDULE	RPI	RPI	RPI	RPI
DIV. I ONLY	12- 6	76	7-3	258	259	123	123	23	23	
DIV. I NON-CONF.	3- 4	201	0-1	242	181	178	178	21	21	

TOTALS	RPI 1-25	RPI 26-50	W-L RECORDS	RPI 51-100	RPI 101-150	RPI 150+
12- 6	0- 2	0- 0	OVERALL	0- 0	2- 1	10- 3
5- 1	0- 0	0- 0	HOME	0- 0	1- 1	4- 0
6- 5	0- 2	0- 0	AWAY	0- 0	1- 0	5- 3
1- 0	0- 0	0- 0	NEUTRAL	0- 0	0- 0	1- 0
3- 4	0- 2	0- 0	NON-CONFERENCE	0- 0	0- 0	3- 2
1- 0	0- 0	0- 0	HOME	0- 0	0- 0	1- 0
1- 4	0- 2	0- 0	AWAY	0- 0	0- 0	1- 2
1- 0	0- 0	0- 0	NEUTRAL	0- 0	0- 0	1- 0
9- 2	0- 0	0- 0	CONFERENCE	0- 0	2- 1	7- 1
4- 1	0- 0	0- 0	HOME	0- 0	1- 1	3- 0
5- 1	0- 0	0- 0	AWAY	0- 0	1- 0	4- 1
0- 0	0- 0	0- 0	NEUTRAL	0- 0	0- 0	0- 0

RPI S	Opponent	Score	RPI S	Opponent	Score	RPI S	Opponent	Score	RPI S	Opponent	Score	Team's RPI: 123
9	A Missouri St.	51 79							114	H SFA	44 66	
18	A Texas A&M	48 85							120	A Abilene Christian	70 58	
									142	H Sam Houston St.	57 54	
									157	A New Orleans	83 53	
									212	H Lamar University	49 39	
									215	H Central Ark.	67 47	
									223	A Southeastern La.	44 48	
									252	A South Alabama	82 83	
									275	A Texas St.	48 57	
									288	H Nicholls St.	55 49	
									296	N Prairie View	64 52	
									301	A UTRGV	59 54	
									301	H UTRGV	61 50	
									303	A Incarnate Word	64 38	
									310	A Houston Baptist	75 65	
									342	A Northwestern St.	72 59	
LAST 10 Division I												
310	A Houston Baptist	75 65	120	A Abilene Christian	70 58							
142	H Sam Houston St.	57 54	114	H SFA	44 66							
303	A Incarnate Word	64 38	223	A Southeastern La.	44 48							
157	A New Orleans	83 53	342	A Northwestern St.	72 59							
212	H Lamar University	49 39	18	A Texas A&M	48 85							

Non-Div I Games: UNKNOWN 75 55 Huston-Tillotson 63 49 Texas Wesleyan 90 52

Average RPI Win: 304		WON-LOST	WINNING	LAST 10	STRENGTH OF	OPP. STRENGTH	TEAM	ADJ.	CONF.	ADJ CONF.
Average RPI Loss: 182		RECORD	PCT. RANK	GAMES	SCHEDULE	OF SCHEDULE	RPI	RPI	RPI	RPI
DIV. I ONLY		3- 17	325	1-9	235	245	315	315	17	17
DIV. I NON-CONF.		1- 9	326	0-2	244	280	336	336	23	23
TOTALS		RPI 1-25	RPI 26-50	W-L RECORDS	RPI 51-100	RPI 101-150	RPI 150+			
3- 17	0- 0		0- 2	OVERALL	0- 1	0- 3	3- 11			
1- 8	0- 0		0- 0	HOME	0- 0	0- 2	1- 6			
2- 9	0- 0		0- 2	AWAY	0- 1	0- 1	2- 5			
0- 0	0- 0		0- 0	NEUTRAL	0- 0	0- 0	0- 0			
1- 9	0- 0		0- 2	NON-CONFERENCE	0- 0	0- 1	1- 6			
1- 3	0- 0		0- 0	HOME	0- 0	0- 1	1- 2			
0- 6	0- 0		0- 2	AWAY	0- 0	0- 0	0- 4			
0- 0	0- 0		0- 0	NEUTRAL	0- 0	0- 0	0- 0			
2- 8	0- 0		0- 0	CONFERENCE	0- 1	0- 2	2- 5			
0- 5	0- 0		0- 0	HOME	0- 0	0- 1	0- 4			
2- 3	0- 0		0- 0	AWAY	0- 1	0- 1	2- 1			
0- 0	0- 0		0- 0	NEUTRAL	0- 0	0- 0	0- 0			

RPI 1-25				RPI 26-50				RPI 51-100				RPI 101+				Team's RPI: 315	
RPI	S	Opponent	Score	RPI	S	Opponent	Score	RPI	S	Opponent	Score	RPI	S	Opponent	Score		
				31	A	Arizona St.	56 87	71	A	Fresno St.	52 61	101	A	Boise St.	61 70		
				44	A	Tennessee	54 81					124	H	San Diego	59 70		
												138	H	San Jose St.	60 68		
												154	H	Portland	56 72		
												188	H	UNLV	60 67		
												189	H	Wyoming	63 65		
												205	H	New Mexico	53 75		
												222	A	Northern Colo.	62 72		
												235	A	Cal St. Fullerton	70 79		
												259	A	Long Beach St.	68 74		
												267	A	Colorado St.	40 60		
												285	H	Army West Point	66 68		
												289	A	Nevada	68 61		
												292	A	Navy	59 67		
												294	A	Utah St.	62 45		
												294	H	Utah St.	52 53		
												330	H	NJIT	68 48		
LAST 10 Division I																	
				71	A	Fresno St.	52 61	205	H	New Mexico	53 75						
				138	H	San Jose St.	60 68	294	A	Utah St.	62 45						
				294	H	Utah St.	52 53	188	H	UNLV	60 67						
				267	A	Colorado St.	40 60	235	A	Cal St. Fullerton	70 79						
				101	A	Boise St.	61 70	259	A	Long Beach St.	68 74						

Non-Div I Games:	Neb. Wesleyan	93	42
------------------	---------------	----	----

Air Force

Loss, Non-Conf, S Site, H Home A Away N Neutral

Average RPI Win: 240	WON-LOST	WINNING	LAST 10	STRENGTH OF	OPP. STRENGTH	TEAM	ADJ.	CONF.	ADJ CONF.
Average RPI Loss: 117	RECORD	PCT. RANK	GAMES	SCHEDULE	OF SCHEDULE	RPI	RPI	RPI	RPI
DIV. I ONLY	10- 10	179	4-6	189	189	198	198	10	10
DIV. I NON-CONF.	7- 4	100	1-0	222	310	154	154	10	10

TOTALS	RPI 1-25	RPI 26-50	W-L RECORDS	RPI 51-100	RPI 101-150	RPI 150+			
10- 10	0- 1	0- 1	OVERALL	0- 3	1- 0	9- 5			
5- 5	0- 1	0- 1	HOME	0- 1	1- 0	4- 2			
3- 5	0- 0	0- 0	AWAY	0- 2	0- 0	3- 3			
2- 0	0- 0	0- 0	NEUTRAL	0- 0	0- 0	2- 0			
7- 4	0- 0	0- 1	NON-CONFERENCE	0- 2	1- 0	6- 1			
3- 2	0- 0	0- 1	HOME	0- 1	1- 0	2- 0			
2- 2	0- 0	0- 0	AWAY	0- 1	0- 0	2- 1			
2- 0	0- 0	0- 0	NEUTRAL	0- 0	0- 0	2- 0			
3- 6	0- 1	0- 0	CONFERENCE	0- 1	0- 0	3- 4			
2- 3	0- 1	0- 0	HOME	0- 0	0- 0	2- 2			
1- 3	0- 0	0- 0	AWAY	0- 1	0- 0	1- 2			
0- 0	0- 0	0- 0	NEUTRAL	0- 0	0- 0	0- 0			

RPI 1-25				RPI 26-50				RPI 51-100				RPI 101+ Team's RPI: 198			
RPI	S	Opponent	Score	RPI	S	Opponent	Score	RPI	S	Opponent	Score	RPI	S	Opponent	Score
17	H	Central Mich.	72 77	40	H	Michigan	71 80	67	A	Ohio	57 70	134	H	N.C. A&T	64 52
								94	A	Butler	55 76	155	A	Western Mich.	71 79
								99	H	Duquesne	63 88	155	H	Western Mich.	51 56
												166	A	Toledo	61 65
												169	H	Eastern Mich.	88 81
												173	H	Miami (OH)	70 62
												185	H	Northern Ill.	65 70
												194	A	Cleveland St.	62 66
												229	H	Youngstown St.	91 62
												230	N	Morgan St.	52 45
												231	A	Bowling Green	76 73
												287	N	Denver	88 72
												291	A	St. Bonaventure	63 54
												323	H	Purdue Fort Wayne	64 53
												329	A	Detroit Mercy	81 60

LAST 10 Division I															
169	H	Eastern Mich.	88 81	166	A	Toledo	61 65	231	A	Bowling Green	76 73				
67	A	Ohio	57 70					155	H	Western Mich.	51 56				
155	A	Western Mich.	71 79					17	H	Central Mich.	72 77				
173	H	Miami (OH)	70 62					230	N	Morgan St.	52 45				
185	H	Northern Ill.	65 70												

Non-Div I Games:

Akron

■ Loss,
 ■ Non-Conf, S Site,
 ■ Home
 ■ Away
 N Neutral

Alabama

Through Games Of Feb. 4, 2020

Average RPI Win:	167	WON-LOST	WINNING	LAST 10	STRENGTH OF	OPP. STRENGTH	TEAM	ADJ.	CONF.	ADJ CONF.
Average RPI Loss:	51	RECORD	PCT. RANK	GAMES	SCHEDULE	OF SCHEDULE	RPI	RPI	RPI	RPI
DIV. I ONLY	13- 9	118	4-6	26	78	72	72	4	4	
DIV. I NON-CONF.	10- 3	58	1-0	109	162	66	66	5	5	
TOTALS	RPI 1-25	RPI 26-50	W-L RECORDS	RPI 51-100	RPI 101-150	RPI 150+				
13- 9	0- 4	0- 2	OVERALL	4- 2	3- 0	6- 1				
7- 6	0- 3	0- 1	HOME	3- 1	1- 0	3- 1				
5- 2	0- 1	0- 1	AWAY	0- 0	2- 0	3- 0				
1- 1	0- 0	0- 0	NEUTRAL	1- 1	0- 0	0- 0				
10- 3	0- 0	0- 0	NON-CONFERENCE	3- 2	2- 0	5- 1				
6- 2	0- 0	0- 0	HOME	2- 1	1- 0	3- 1				
3- 0	0- 0	0- 0	AWAY	0- 0	1- 0	2- 0				
1- 1	0- 0	0- 0	NEUTRAL	1- 1	0- 0	0- 0				
3- 6	0- 4	0- 2	CONFERENCE	1- 0	1- 0	1- 0				
1- 4	0- 3	0- 1	HOME	1- 0	0- 0	0- 0				
2- 2	0- 1	0- 1	AWAY	0- 0	1- 0	1- 0				
0- 0	0- 0	0- 0	NEUTRAL	0- 0	0- 0	0- 0				

RPI	S	Opponent	Score	RPI	S	Opponent	Score	RPI	S	Opponent	Score	RPI	S	Opponent	Score
2	H	South Carolina	78 93	41	H	Arkansas	48 66	51	N	UNI	87 77	121	A	Auburn	75 48
18	H	Texas A&M	74 79	44	A	Tennessee	63 65	56	H	Iowa St.	66 75	145	A	Tulane	66 56
21	A	LSU	60 71					58	H	North Carolina	83 77	147	H	Bethune-Cookman	60 49
24	H	Kentucky	71 81					81	H	Colgate	72 52	164	H	Hampton	61 64
								86	N	Southern California	57 60	178	A	Clemson	67 54
								98	H	Vanderbilt	98 61	219	H	Radford	85 51
												223	H	Southeastern La.	87 50
												252	A	South Alabama	74 62
												273	A	Ole Miss	57 56
												331	H	Mercer	111 56
LAST 10 Division I															
273	A	Ole Miss	57 56	121	A	Auburn	75 48	24	H	Kentucky	71 81	2	H	South Carolina	78 93
41	H	Arkansas	48 66					21	A	LSU	60 71				
98	H	Vanderbilt	98 61					223	H	Southeastern La.	87 50				
18	H	Texas A&M	74 79												
44	A	Tennessee	63 65												

Non-Div I Games:

Alabama

■ Loss,
 ■ Non-Conf, S Site,
 ■ Home
 ■ Away
 N Neutral

Average RPI Win:	313	WON-LOST	WINNING	LAST 10	STRENGTH OF	OPP. STRENGTH	TEAM	ADJ.	CONF.	ADJ CONF.
Average RPI Loss:	178	RECORD	PCT. RANK	GAMES	SCHEDULE	OF SCHEDULE	RPI	RPI	RPI	RPI
DIV. I ONLY	9- 11	210	5-5	340	336	281	281	31	31	
DIV. I NON-CONF.	4- 7	225	0-1	243	298	223	223	31	31	
TOTALS	RPI 1-25	RPI 26-50	W-L RECORDS	RPI 51-100	RPI 101-150	RPI 150+				
9- 11	0- 0	0- 0	OVERALL	0- 3	0- 1	9- 7				
3- 3	0- 0	0- 0	HOME	0- 1	0- 1	3- 1				
5- 7	0- 0	0- 0	AWAY	0- 2	0- 0	5- 5				
1- 1	0- 0	0- 0	NEUTRAL	0- 0	0- 0	1- 1				
4- 7	0- 0	0- 0	NON-CONFERENCE	0- 3	0- 0	4- 4				
0- 2	0- 0	0- 0	HOME	0- 1	0- 0	0- 1				
4- 4	0- 0	0- 0	AWAY	0- 2	0- 0	4- 2				
0- 1	0- 0	0- 0	NEUTRAL	0- 0	0- 0	0- 1				
5- 4	0- 0	0- 0	CONFERENCE	0- 0	0- 1	5- 3				
3- 1	0- 0	0- 0	HOME	0- 0	0- 1	3- 0				
1- 3	0- 0	0- 0	AWAY	0- 0	0- 0	1- 3				
1- 0	0- 0	0- 0	NEUTRAL	0- 0	0- 0	1- 0				

RPI S	Opponent	Score	RPI S	Opponent	Score	RPI S	Opponent	Score	RPI S	Opponent	Score	Team's RPI: 281
						73	A Nebraska	46 68	103	H Texas Southern	58 65	
						89	A Cincinnati	47 62	160	A Jackson St.	53 67	
						97	H North Florida	64 73	170	A Memphis	71 79	
									175	N North Ala.	65 80	
									195	H Austin Peay	61 67	
									241	A San Diego St.	61 53	
									246	A Southern U.	46 55	
									287	A Denver	86 83	
									296	H Prairie View	54 44	
									300	A California Baptist	55 60	
									318	A Alcorn	74 67	
									319	H Ark.-Pine Bluff	74 55	
									327	A Georgia St.	67 52	
									332	N Alabama St.	75 48	
									346	A Florida A&M	77 53	
									348	A Grambling	59 69	
									351	H Mississippi Val.	68 48	
LAST 10 Division I												
			296	H Prairie View	54 44		351	H Mississippi Val.	68 48			
			103	H Texas Southern	58 65		319	H Ark.-Pine Bluff	74 55			
			246	A Southern U.	46 55		160	A Jackson St.	53 67			
			318	A Alcorn	74 67		348	A Grambling	59 69			
			332	N Alabama St.	75 48		170	A Memphis	71 79			

Non-Div I Games:

Alabama A&M

■ Loss,
■ Non-Conf,
■ S Site,
■ H Home
■ A Away
N Neutral

Average RPI Win:	335	WON-LOST	WINNING	LAST 10	STRENGTH OF	OPP. STRENGTH	TEAM	ADJ.	CONF.	ADJ CONF.
Average RPI Loss:	181	RECORD	PCT. RANK	GAMES	SCHEDULE	OF SCHEDULE	RPI	RPI	RPI	RPI
DIV. I ONLY	3- 15	322	2-8	293	278	332	332	31	31	
DIV. I NON-CONF.	1- 8	322	0-1	83	75	283	283	31	31	
TOTALS	RPI 1-25	RPI 26-50	W-L RECORDS	RPI 51-100	RPI 101-150	RPI 150+				
3- 15	0- 2	0- 0	OVERALL	0- 1	0- 3	3- 9				
2- 5	0- 0	0- 0	HOME	0- 0	0- 2	2- 3				
1- 9	0- 2	0- 0	AWAY	0- 1	0- 1	1- 5				
0- 1	0- 0	0- 0	NEUTRAL	0- 0	0- 0	0- 1				
1- 8	0- 2	0- 0	NON-CONFERENCE	0- 1	0- 2	1- 3				
1- 2	0- 0	0- 0	HOME	0- 0	0- 1	1- 1				
0- 6	0- 2	0- 0	AWAY	0- 1	0- 1	0- 2				
0- 0	0- 0	0- 0	NEUTRAL	0- 0	0- 0	0- 0				
2- 7	0- 0	0- 0	CONFERENCE	0- 0	0- 1	2- 6				
1- 3	0- 0	0- 0	HOME	0- 0	0- 1	1- 2				
1- 3	0- 0	0- 0	AWAY	0- 0	0- 0	1- 3				
0- 1	0- 0	0- 0	NEUTRAL	0- 0	0- 0	0- 1				

RPI 1-25				RPI 26-50				RPI 51-100				RPI 101+ Team's RPI: 332			
RPI	S	Opponent	Score	RPI	S	Opponent	Score	RPI	S	Opponent	Score	RPI	S	Opponent	Score
2	A	South Carolina	43 103					80	A	South Fla.	29 80	103	H	Texas Southern	54 81
20	A	DePaul	76 105									112	A	Wisconsin	67 85
												146	H	Samford	48 83
												160	A	Jackson St.	62 94
												175	H	North Ala.	60 81
												178	A	Clemson	43 76
												246	A	Southern U.	47 69
												273	A	Ole Miss	66 93
												281	N	Alabama A&M	48 75
												296	H	Prairie View	59 62
												306	H	Jacksonville St.	68 63
												318	A	Alcorn	63 73
												319	H	Ark.-Pine Bluff	62 73
												348	A	Grambling	73 59
												351	H	Mississippi Val.	77 64
LAST 10 Division I															
				103	H	Texas Southern	54 81					319	H	Ark.-Pine Bluff	62 73
				296	H	Prairie View	59 62					351	H	Mississippi Val.	77 64
				318	A	Alcorn	63 73					348	A	Grambling	73 59
				246	A	Southern U.	47 69					160	A	Jackson St.	62 94
				281	N	Alabama A&M	48 75					273	A	Ole Miss	66 93

Non-Div I Games: Mobile 76 66 Paine 84 58

Alabama St.

Loss, Non-Conf, S Site, H Home A Away N Neutral

Average RPI Win: 283		WON-LOST	WINNING	LAST 10	STRENGTH OF	OPP. STRENGTH	TEAM	ADJ.	CONF.	ADJ CONF.
Average RPI Loss: 211		RECORD	PCT. RANK	GAMES	SCHEDULE	OF SCHEDULE	RPI	RPI	RPI	RPI
DIV. I ONLY		7- 14	263	4-6	327	319	311	311	27	27
DIV. I NON-CONF.		3- 9	279	0-1	330	295	328	328	27	27
TOTALS		RPI 1-25	RPI 26-50		W-L RECORDS		RPI 51-100	RPI 101-150	RPI 150+	
7- 14	0- 0	0- 0		OVERALL		0- 2	0- 2		7- 10	
4- 7	0- 0	0- 0		HOME		0- 1	0- 1		4- 5	
3- 7	0- 0	0- 0		AWAY		0- 1	0- 1		3- 5	
0- 0	0- 0	0- 0		NEUTRAL		0- 0	0- 0		0- 0	
3- 9	0- 0	0- 0		NON-CONFERENCE		0- 1	0- 2		3- 6	
1- 5	0- 0	0- 0		HOME		0- 0	0- 1		1- 4	
2- 4	0- 0	0- 0		AWAY		0- 1	0- 1		2- 2	
0- 0	0- 0	0- 0		NEUTRAL		0- 0	0- 0		0- 0	
4- 5	0- 0	0- 0		CONFERENCE		0- 1	0- 0		4- 4	
3- 2	0- 0	0- 0		HOME		0- 1	0- 0		3- 1	
1- 3	0- 0	0- 0		AWAY		0- 0	0- 0		1- 3	
0- 0	0- 0	0- 0		NEUTRAL		0- 0	0- 0		0- 0	

RPI 1-25				RPI 26-50				RPI 51-100				RPI 101+				Team's RPI: 311	
RPI	S	Opponent	Score	RPI	S	Opponent	Score	RPI	S	Opponent	Score	RPI	S	Opponent	Score		
								82	A	Marist	52 76	119	A	Syracuse	53 75		
								84	H	Stony Brook	53 73	139	H	Cornell	51 71		
												156	H	Lafayette	47 54		
												162	H	Boston U.	58 60		
												176	H	Columbia	82 78		
												184	H	Binghamton	56 53		
												202	A	UMass Lowell	51 53		
												245	A	Maine	49 60		
												270	H	New Hampshire	47 48		
												279	H	Monmouth	41 53		
												290	A	Vermont	36 52		
												290	H	Vermont	58 49		
												302	H	UMBC	56 51		
												304	H	St. Francis Brooklyn	41 49		
												307	A	Siena	46 52		
												314	A	Bryant	55 68		
												341	A	Canisius	70 53		
												344	A	Central Conn. St.	73 63		
												345	A	Hartford	68 63		
LAST 10 Division I																	
				290	A	Vermont	36 52	270	H	New Hampshire	47 48						
				302	H	UMBC	56 51	245	A	Maine	49 60						
				345	A	Hartford	68 63	184	H	Binghamton	56 53						
				202	A	UMass Lowell	51 53	290	H	Vermont	58 49						
				84	H	Stony Brook	53 73	279	H	Monmouth	41 53						

Non-Div I Games:	FDU-Florham	81	21
------------------	-------------	----	----

Albany (NY)

■ Loss, ■ Non-Conf, S Site, ■ Home ■ Away N Neutral

RPI 1-25				RPI 26-50				RPI 51-100				RPI 101+				Team's RPI: 318	
RPI	S	Opponent	Score	RPI	S	Opponent	Score	RPI	S	Opponent	Score	RPI	S	Opponent	Score		
												103	A	Texas Southern	70	105	
												109	H	UAB	65	86	
												114	A	SFA	62	67	
												160	H	Jackson St.	67	83	
												170	A	Memphis	51	57	
												178	N	Clemson	46	77	
												233	A	UTEP	47	92	
												246	A	Southern U.	57	74	
												257	A	North Texas	31	67	
												273	N	Ole Miss	55	73	
												275	A	Texas St.	59	67	
												281	H	Alabama A&M	67	74	
												296	A	Prairie View	68	63	
												319	A	Ark.-Pine Bluff	77	75	
												332	H	Alabama St.	73	63	
												339	A	Tennessee St.	62	57	
												346	H	Florida A&M	58	42	
												348	H	Grambling	80	54	
												351	A	Mississippi Val.	81	67	
LAST 10 Division I																	
				246	A	Southern U.	57	74	348	H	Grambling	80	54				
				332	H	Alabama St.	73	63	160	H	Jackson St.	67	83				
				281	H	Alabama A&M	67	74	103	A	Texas Southern	70	105				
				319	A	Ark.-Pine Bluff	77	75	296	A	Prairie View	68	63				
				351	A	Mississippi Val.	81	67	275	A	Texas St.	59	67				

Page 9

Average RPI Win: 177	WON-LOST	WINNING	LAST 10	STRENGTH OF	OPP. STRENGTH	TEAM	ADJ.	CONF.	ADJ CONF.
Average RPI Loss: 132	RECORD	PCT. RANK	GAMES	SCHEDULE	OF SCHEDULE	RPI	RPI	RPI	RPI
DIV. I ONLY	8- 12	236	4-6	103	140	183	183	15	15
DIV. I NON-CONF.	4- 6	212	0	174	81	206	206	15	15
TOTALS	RPI 1-25	RPI 26-50	W-L RECORDS	RPI 51-100	RPI 101-150	RPI 150+			
8- 12	0- 0	0- 0	OVERALL	2- 5	2- 2	4- 5			
6- 3	0- 0	0- 0	HOME	2- 1	1- 1	3- 1			
2- 8	0- 0	0- 0	AWAY	0- 3	1- 1	1- 4			
0- 1	0- 0	0- 0	NEUTRAL	0- 1	0- 0	0- 0			
4- 6	0- 0	0- 0	NON-CONFERENCE	1- 3	1- 0	2- 3			
3- 1	0- 0	0- 0	HOME	1- 1	1- 0	1- 0			
1- 4	0- 0	0- 0	AWAY	0- 1	0- 0	1- 3			
0- 1	0- 0	0- 0	NEUTRAL	0- 1	0- 0	0- 0			
4- 6	0- 0	0- 0	CONFERENCE	1- 2	1- 2	2- 2			
3- 2	0- 0	0- 0	HOME	1- 0	0- 1	2- 1			
1- 4	0- 0	0- 0	AWAY	0- 2	1- 1	0- 1			
0- 0	0- 0	0- 0	NEUTRAL	0- 0	0- 0	0- 0			

RPI 1-25			RPI 26-50			RPI 51-100			RPI 101+			Team's RPI: 183
RPI	S	Opponent	Score	RPI	S	Opponent	Score	RPI	S	Opponent	Score	
						55 H Minnesota	53 70	122 A Holy Cross		59 72		
						67 A Ohio	69 81	136 A Lehigh		64 56		
						74 A Bucknell	43 68	136 H Lehigh		63 64		
						81 A Colgate	62 63	144 H George Washington		66 53		
						81 H Colgate	63 61	156 H Lafayette		52 67		
						88 H Villanova	76 54	162 A Boston U.		44 59		
						91 N Buffalo	55 73	193 A Towson		60 63		
								196 H High Point		56 48		
								209 A Saint Joseph's		51 72		
								219 A Radford		59 55		
								237 A George Mason		55 73		
								266 H Loyola Maryland		63 44		
								285 H Army West Point		73 57		
LAST 10 Division I												
156 H Lafayette			52 67	74 A Bucknell			43 68					
136 A Lehigh			64 56	136 H Lehigh			63 64					
81 A Colgate			62 63	285 H Army West Point			73 57					
266 H Loyola Maryland			63 44	162 A Boston U.			44 59					
122 A Holy Cross			59 72	81 H Colgate			63 61					

Non-Div I Games:

American

 Loss,
 Non-Conf,
 S Site,
 H Home
 A Away
N Neutral

Average RPI Win:	307	WON-LOST	WINNING	LAST 10	STRENGTH OF	OPP. STRENGTH	TEAM	ADJ.	CONF.	ADJ CONF.
Average RPI Loss:	145	RECORD	PCT. RANK	GAMES	SCHEDULE	OF SCHEDULE	RPI	RPI	RPI	RPI
DIV. I ONLY	6- 14	278	3-7	192	226	277	277	21	21	
DIV. I NON-CONF.	3- 8	268	0-1	189	234	258	258	20	20	
TOTALS	RPI 1-25	RPI 26-50	W-L RECORDS	RPI 51-100	RPI 101-150	RPI 150+				
6- 14	0- 1	0- 1	OVERALL	0- 1	0- 4	6- 7				
4- 4	0- 0	0- 0	HOME	0- 0	0- 2	4- 2				
1- 9	0- 1	0- 1	AWAY	0- 1	0- 1	1- 5				
1- 1	0- 0	0- 0	NEUTRAL	0- 0	0- 1	1- 0				
3- 8	0- 1	0- 1	NON-CONFERENCE	0- 0	0- 2	3- 4				
1- 2	0- 0	0- 0	HOME	0- 0	0- 0	1- 2				
1- 5	0- 1	0- 1	AWAY	0- 0	0- 1	1- 2				
1- 1	0- 0	0- 0	NEUTRAL	0- 0	0- 1	1- 0				
3- 6	0- 0	0- 0	CONFERENCE	0- 1	0- 2	3- 3				
3- 2	0- 0	0- 0	HOME	0- 0	0- 2	3- 0				
0- 4	0- 0	0- 0	AWAY	0- 1	0- 0	0- 3				
0- 0	0- 0	0- 0	NEUTRAL	0- 0	0- 0	0- 0				

RPI 1-25				RPI 26-50				RPI 51-100				RPI 101+ Team's RPI: 277			
RPI	S	Opponent	Score	RPI	S	Opponent	Score	RPI	S	Opponent	Score	RPI	S	Opponent	Score
2	A	South Carolina	50 92	40	A	Michigan	35 62	64	A	Troy	55 84	106	A	VCU	38 66
												110	H	UT Arlington	60 82
												126	H	Coastal Caro.	53 80
												147	N	Bethune-Cookman	44 61
												151	A	UNC Greensboro	47 54
												153	A	Elon	66 67
												177	A	Little Rock	63 68
												203	A	Arkansas St.	58 76
												242	H	Gardner-Webb	56 67
												252	A	South Alabama	66 81
												260	H	ETSU	61 67
												271	A	Wofford	54 51
												275	H	Texas St.	73 65
												295	H	Ga. Southern	83 75
												327	H	Georgia St.	65 37
												331	H	Mercer	77 68
												341	N	Canisius	74 57
LAST 10 Division I															
295	H	Ga. Southern	83 75	275	H	Texas St.	73 65								
327	H	Georgia St.	65 37	110	H	UT Arlington	60 82								
177	A	Little Rock	63 68	64	A	Troy	55 84								
126	H	Coastal Caro.	53 80	252	A	South Alabama	66 81								
203	A	Arkansas St.	58 76	151	A	UNC Greensboro	47 54								

Non-Div I Games:

Appalachian St.

■ Loss,
 ■ Non-Conf, S Site,
 ■ Home
 ■ Away
 N Neutral

Average RPI Win:	173	WON-LOST	WINNING	LAST 10	STRENGTH OF	OPP. STRENGTH	TEAM	ADJ.	CONF.	ADJ CONF.
Average RPI Loss:	6	RECORD	PCT. RANK	GAMES	SCHEDULE	OF SCHEDULE	RPI	RPI	RPI	RPI
DIV. I ONLY	18- 3	18	7-3	87	60	26	26	1	1	
DIV. I NON-CONF.	11- 0	1	0	337	269	87	87	1	1	
TOTALS	RPI 1-25	RPI 26-50	W-L RECORDS	RPI 51-100	RPI 101-150	RPI 150+				
18- 3	1- 3	3- 0	OVERALL	3- 0	1- 0	10- 0				
10- 2	1- 2	1- 0	HOME	1- 0	0- 0	7- 0				
8- 1	0- 1	2- 0	AWAY	2- 0	1- 0	3- 0				
0- 0	0- 0	0- 0	NEUTRAL	0- 0	0- 0	0- 0				
11- 0	0- 0	1- 0	NON-CONFERENCE	0- 0	0- 0	10- 0				
7- 0	0- 0	0- 0	HOME	0- 0	0- 0	7- 0				
4- 0	0- 0	1- 0	AWAY	0- 0	0- 0	3- 0				
0- 0	0- 0	0- 0	NEUTRAL	0- 0	0- 0	0- 0				
7- 3	1- 3	2- 0	CONFERENCE	3- 0	1- 0	0- 0				
3- 2	1- 2	1- 0	HOME	1- 0	0- 0	0- 0				
4- 1	0- 1	1- 0	AWAY	2- 0	1- 0	0- 0				
0- 0	0- 0	0- 0	NEUTRAL	0- 0	0- 0	0- 0				

RPI 1-25				RPI 26-50				Team's RPI: 26				RPI 51-100				RPI 101+			
RPI	S	Opponent	Score	RPI	S	Opponent	Score	RPI	S	Opponent	Score	RPI	S	Opponent	Score	RPI	S	Opponent	Score
1	H	Oregon	64 71	31	A	Arizona St.	58 53	83	A	Washington St.	74 67	133	A	Washington	66 58				
6	A	UCLA	58 70	31	H	Arizona St.	59 53	86	A	Southern California	65 57	180	H	Santa Clara	65 52				
6	H	UCLA	92 66	37	A	Texas	83 58	86	H	Southern California	73 57	186	A	Montana	77 42				
11	H	Oregon St.	61 63									201	H	North Dakota	74 42				
												233	A	UTEP	54 43				
												265	H	UC Santa Barbara	61 42				
												279	H	Monmouth	86 34				
												296	H	Prairie View	83 48				
												298	H	UC Riverside	70 27				
												339	H	Tennessee St.	77 42				
												349	A	Chicago St.	82 50				
LAST 10 Division I																			
86	H	Southern California	73 57	1	H	Oregon	64 71												
6	H	UCLA	92 66	11	H	Oregon St.	61 63												
31	H	Arizona St.	59 53	6	A	UCLA	58 70												
133	A	Washington	66 58	86	A	Southern California	65 57												
83	A	Washington St.	74 67	31	A	Arizona St.	58 53												

Non-Div I Games:

Arizona

■ Loss,
 ■ Non-Conf, S Site,
 ■ Home
 ■ Away
 N Neutral

Average RPI Win:	155	WON-LOST	WINNING	LAST 10	STRENGTH OF	OPP. STRENGTH	TEAM	ADJ.	CONF.	ADJ CONF.
Average RPI Loss:	25	RECORD	PCT. RANK	GAMES	SCHEDULE	OF SCHEDULE	RPI	RPI	RPI	RPI
DIV. I ONLY	16- 6	49	6-4	37	27	31	31	1	1	
DIV. I NON-CONF.	10- 2	29	0	238	97	67	67	1	1	
TOTALS	RPI 1-25	RPI 26-50	W-L RECORDS	RPI 51-100	RPI 101-150	RPI 150+				
16- 6	2- 2	1- 3	OVERALL	5- 1	1- 0	7- 0				
10- 2	2- 1	1- 1	HOME	2- 0	0- 0	5- 0				
4- 3	0- 1	0- 1	AWAY	2- 1	1- 0	1- 0				
2- 1	0- 0	0- 1	NEUTRAL	1- 0	0- 0	1- 0				
10- 2	0- 0	1- 1	NON-CONFERENCE	2- 1	0- 0	7- 0				
7- 0	0- 0	1- 0	HOME	1- 0	0- 0	5- 0				
1- 1	0- 0	0- 0	AWAY	0- 1	0- 0	1- 0				
2- 1	0- 0	0- 1	NEUTRAL	1- 0	0- 0	1- 0				
6- 4	2- 2	0- 2	CONFERENCE	3- 0	1- 0	0- 0				
3- 2	2- 1	0- 1	HOME	1- 0	0- 0	0- 0				
3- 2	0- 1	0- 1	AWAY	2- 0	1- 0	0- 0				
0- 0	0- 0	0- 0	NEUTRAL	0- 0	0- 0	0- 0				

RPI 1-25				RPI 26-50				Team's RPI: 31				RPI 51-100				RPI 101+			
RPI	S	Opponent	Score	RPI	S	Opponent	Score	RPI	S	Opponent	Score	RPI	S	Opponent	Score	RPI	S	Opponent	Score
1	H	Oregon	72 66	26	A	Arizona	53 59	55	A	Minnesota	66 80	133	A	Washington	67 50				
6	A	UCLA	66 68	26	H	Arizona	53 58	59	N	Middle Tenn.	61 60	205	H	New Mexico	84 47				
6	H	UCLA	61 70	30	H	Creighton	70 55	65	H	BYU	60 52	232	H	Idaho St.	74 69				
11	H	Oregon St.	55 47	33	N	Purdue	52 59	83	A	Washington St.	65 56	245	N	Maine	57 31				
												86	A	Southern California	63 54	285	H	Army West Point	83 51
												86	H	Southern California	76 75	315	H	Air Force	87 56
																317	H	Cal Poly	66 41
																320	A	New Mexico St.	70 47
LAST 10 Division I																			
6	H	UCLA	61 70	11	H	Oregon St.	55 47												
86	H	Southern California	76 75	1	H	Oregon	72 66												
26	A	Arizona	53 59	86	A	Southern California	63 54												
83	A	Washington St.	65 56	6	A	UCLA	66 68												
133	A	Washington	67 50	26	H	Arizona	53 58												

Non-Div I Games:

Arizona St.

Average RPI Win:	344	WON-LOST	WINNING	LAST 10	STRENGTH OF	OPP. STRENGTH	TEAM	ADJ.	CONF.	ADJ CONF.
Average RPI Loss:	175	RECORD	PCT. RANK	GAMES	SCHEDULE	OF SCHEDULE	RPI	RPI	RPI	RPI
DIV. I ONLY	3- 15	322	3-7	285	302	319	319	31	31	
DIV. I NON-CONF.	0- 9	338	0-1	86	137	312	312	31	31	
TOTALS	RPI 1-25	RPI 26-50	W-L RECORDS	RPI 51-100	RPI 101-150	RPI 150+				
3- 15	0- 0	0- 1	OVERALL	0- 2	0- 3	3- 9				
1- 3	0- 0	0- 0	HOME	0- 0	0- 0	1- 3				
2- 12	0- 0	0- 1	AWAY	0- 2	0- 3	2- 6				
0- 0	0- 0	0- 0	NEUTRAL	0- 0	0- 0	0- 0				
0- 9	0- 0	0- 1	NON-CONFERENCE	0- 2	0- 2	0- 4				
0- 0	0- 0	0- 0	HOME	0- 0	0- 0	0- 0				
0- 9	0- 0	0- 1	AWAY	0- 2	0- 2	0- 4				
0- 0	0- 0	0- 0	NEUTRAL	0- 0	0- 0	0- 0				
3- 6	0- 0	0- 0	CONFERENCE	0- 0	0- 1	3- 5				
1- 3	0- 0	0- 0	HOME	0- 0	0- 0	1- 3				
2- 3	0- 0	0- 0	AWAY	0- 0	0- 1	2- 2				
0- 0	0- 0	0- 0	NEUTRAL	0- 0	0- 0	0- 0				

RPI S	Opponent	Score	RPI S	Opponent	Score	RPI S	Opponent	Score	RPI S	Opponent	Score	Team's RPI: 319
44	A Tennessee	51 92	56	A Iowa St.	40 90	103	A Texas Southern	77 78	126	A Coastal Caro.	69 76	
			83	A Washington St.	56 85	141	A Texas Tech	55 81	160	A Illinois	50 65	
						160	H Jackson St.	44 56	172	A Wichita St.	50 100	
						203	A Arkansas St.	60 81	240	A Milwaukee	55 69	
						246	H Southern U.	43 70	281	A Alabama A&M	55 74	
						296	A Prairie View	51 61	318	H Alcorn	75 77	
						332	A Alabama St.	73 62	348	H Grambling	84 79	
						351	A Mississippi Val.	80 77				
LAST 10 Division I												
160	H Jackson St.	44 56	246	H Southern U.	43 70							
348	H Grambling	84 79	332	A Alabama St.	73 62							
103	A Texas Southern	77 78	281	A Alabama A&M	55 74							
296	A Prairie View	51 61	351	A Mississippi Val.	80 77							
318	H Alcorn	75 77	141	A Texas Tech	55 81							

Non-Div I Games: Philander Smith 66 54

Ark.-Pine Bluff

■ Loss,
 ■ Non-Conf,
 ■ S Site,
 ■ Home
 ■ A Away
 N Neutral

Arkansas

Through Games Of Feb. 4, 2020

Average RPI Win:	155	WON-LOST	WINNING	LAST 10	STRENGTH OF	OPP. STRENGTH	TEAM	ADJ.	CONF.	ADJ CONF.
Average RPI Loss:	56	RECORD	PCT. RANK	GAMES	SCHEDULE	OF SCHEDULE	RPI	RPI	RPI	RPI
DIV. I ONLY	18- 4	24	7-3	134	26	41	41	4	4	
DIV. I NON-CONF.	12- 1	9	1-0	192	134	38	38	5	5	
TOTALS	RPI 1-25	RPI 26-50	W-L RECORDS	RPI 51-100	RPI 101-150	RPI 150+				
18- 4	0- 2	0- 0	OVERALL	5- 1	7- 1	6- 0				
12- 2	0- 1	0- 0	HOME	3- 1	3- 0	6- 0				
4- 2	0- 1	0- 0	AWAY	2- 0	2- 1	0- 0				
2- 0	0- 0	0- 0	NEUTRAL	0- 0	2- 0	0- 0				
12- 1	0- 0	0- 0	NON-CONFERENCE	3- 0	3- 1	6- 0				
10- 0	0- 0	0- 0	HOME	3- 0	1- 0	6- 0				
0- 1	0- 0	0- 0	AWAY	0- 0	0- 1	0- 0				
2- 0	0- 0	0- 0	NEUTRAL	0- 0	2- 0	0- 0				
6- 3	0- 2	0- 0	CONFERENCE	2- 1	4- 0	0- 0				
2- 2	0- 1	0- 0	HOME	0- 1	2- 0	0- 0				
4- 1	0- 1	0- 0	AWAY	2- 0	2- 0	0- 0				
0- 0	0- 0	0- 0	NEUTRAL	0- 0	0- 0	0- 0				

RPI 1-25				RPI 26-50				Team's RPI: 41				RPI 51-100				RPI 101+			
RPI	S	Opponent	Score	RPI	S	Opponent	Score					RPI	S	Opponent	Score	RPI	S	Opponent	Score
2	A	South Carolina	82 91									63	H	Belmont	91 60	112	N	Wisconsin	68 64
18	H	Texas A&M	77 84									69	H	UT Martin	96 46	115	N	Fordham	71 59
												72	A	Alabama	66 48	117	H	Florida	79 57
												75	H	Georgia	55 64	121	A	Auburn	86 70
												84	H	Stony Brook	88 58	128	A	California	80 84
												98	A	Vanderbilt	100 66	140	H	Kansas St.	81 72
																148	A	Missouri	85 81
																148	H	Missouri	90 73
																157	H	New Orleans	82 52
																177	H	Little Rock	86 53
																243	H	Tulsa	91 41
																253	H	Oral Roberts	96 64
																333	H	McNeese	101 58
																342	H	Northwestern St.	99 39
LAST 10 Division I																			
148	A	Missouri	85 81	148	H	Missouri	90 73												
72	A	Alabama	66 48	2	A	South Carolina	82 91												
117	H	Florida	79 57	121	A	Auburn	86 70												
75	H	Georgia	55 64	18	H	Texas A&M	77 84												
98	A	Vanderbilt	100 66	69	H	UT Martin	96 46												

Non-Div I Games:

Arkansas

■ Loss,
 ■ Non-Conf,
 ■ S Site,
 ■ H Home
 ■ A Away
 N Neutral

Average RPI Win:	276	WON-LOST	WINNING	LAST 10	STRENGTH OF	OPP. STRENGTH	TEAM	ADJ.	CONF.	ADJ CONF.
Average RPI Loss:	145	RECORD	PCT. RANK	GAMES	SCHEDULE	OF SCHEDULE	RPI	RPI	RPI	RPI
DIV. I ONLY	8- 11	227	6-4	185	258	203	203	21	21	
DIV. I NON-CONF.	2- 8	295	0-1	95	239	244	244	20	20	
TOTALS	RPI 1-25	RPI 26-50	W-L RECORDS	RPI 51-100	RPI 101-150	RPI 150+				
8- 11	0- 2	0- 0	OVERALL	0- 0	1- 3	7- 6				
5- 1	0- 0	0- 0	HOME	0- 0	1- 1	4- 0				
3- 9	0- 2	0- 0	AWAY	0- 0	0- 1	3- 6				
0- 1	0- 0	0- 0	NEUTRAL	0- 0	0- 1	0- 0				
2- 8	0- 2	0- 0	NON-CONFERENCE	0- 0	0- 2	2- 4				
1- 1	0- 0	0- 0	HOME	0- 0	0- 1	1- 0				
1- 6	0- 2	0- 0	AWAY	0- 0	0- 0	1- 4				
0- 1	0- 0	0- 0	NEUTRAL	0- 0	0- 1	0- 0				
6- 3	0- 0	0- 0	CONFERENCE	0- 0	1- 1	5- 2				
4- 0	0- 0	0- 0	HOME	0- 0	1- 0	3- 0				
2- 3	0- 0	0- 0	AWAY	0- 0	0- 1	2- 2				
0- 0	0- 0	0- 0	NEUTRAL	0- 0	0- 0	0- 0				

RPI 1-25				RPI 26-50				RPI 51-100				RPI 101+ Team's RPI: 203			
RPI	S	Opponent	Score	RPI	S	Opponent	Score	RPI	S	Opponent	Score	RPI	S	Opponent	Score
7	A	Baylor	43 111									110	A	UT Arlington	44 71
20	A	DePaul	64 109									126	H	Coastal Caro.	63 61
												134	N	N.C. A&T	50 55
												137	H	Southeast Mo. St.	67 79
												152	A	Louisiana	43 83
												170	A	Memphis	50 78
												177	A	Little Rock	58 67
												207	A	Murray St.	62 77
												236	A	Louisiana Tech	54 67
												241	A	San Diego St.	71 62
												243	A	Tulsa	77 79
												275	A	Texas St.	56 53
												277	H	Appalachian St.	76 58
												295	H	Ga. Southern	69 62
												319	H	Ark.-Pine Bluff	81 60
												327	H	Georgia St.	70 68
												347	A	La.-Monroe	54 53
LAST 10 Division I															
347	A	La.-Monroe	54 53	295	H	Ga. Southern	69 62								
126	H	Coastal Caro.	63 61	327	H	Georgia St.	70 68								
152	A	Louisiana	43 83	275	A	Texas St.	56 53								
177	A	Little Rock	58 67	110	A	UT Arlington	44 71								
277	H	Appalachian St.	76 58	236	A	Louisiana Tech	54 67								

Non-Div I Games: Central Baptist 88 63

Arkansas St.

■ Loss,
 ■ Non-Conf,
 ■ S Site,
 ■ Home
 ■ A Away
 N Neutral

Army West Point

Through Games Of Feb. 4, 2020

Average RPI Win:	281	WON-LOST	WINNING	LAST 10	STRENGTH OF	OPP. STRENGTH	TEAM	ADJ.	CONF.	ADJ CONF.
Average RPI Loss:	148	RECORD	PCT. RANK	GAMES	SCHEDULE	OF SCHEDULE	RPI	RPI	RPI	RPI
DIV. I ONLY	5- 16	301	1-9	164	228	285	285	15	15	
DIV. I NON-CONF.	4- 7	225	0	236	290	254	254	15	15	
TOTALS	RPI 1-25	RPI 26-50	W-L RECORDS	RPI 51-100	RPI 101-150	RPI 150+				
5- 16	0- 1	0- 2	OVERALL	0- 3	1- 2	4- 8				
3- 7	0- 1	0- 0	HOME	0- 1	1- 2	2- 3				
2- 9	0- 0	0- 2	AWAY	0- 2	0- 0	2- 5				
0- 0	0- 0	0- 0	NEUTRAL	0- 0	0- 0	0- 0				
4- 7	0- 1	0- 2	NON-CONFERENCE	0- 0	0- 1	4- 3				
2- 3	0- 1	0- 0	HOME	0- 0	0- 1	2- 1				
2- 4	0- 0	0- 2	AWAY	0- 0	0- 0	2- 2				
0- 0	0- 0	0- 0	NEUTRAL	0- 0	0- 0	0- 0				
1- 9	0- 0	0- 0	CONFERENCE	0- 3	1- 1	0- 5				
1- 4	0- 0	0- 0	HOME	0- 1	1- 1	0- 2				
0- 5	0- 0	0- 0	AWAY	0- 2	0- 0	0- 3				
0- 0	0- 0	0- 0	NEUTRAL	0- 0	0- 0	0- 0				

RPI S	Opponent	Score	RPI S	Opponent	Score	RPI S	Opponent	Score	RPI S	Opponent	Score	Team's RPI: 285
22	H TCU	52 66	31	A Arizona St.	51 83	74	A Bucknell	46 77	122	H Holy Cross	61 48	
			50	A St. John's (NY)	60 96	74	H Bucknell	52 63	136	H Lehigh	65 94	
						81	A Colgate	93 100	143	H William & Mary	65 77	
									156	H Lafayette	52 57	
									162	H Boston U.	66 72	
									176	H Columbia	62 71	
									183	A American	57 73	
									217	A Manhattan	56 86	
									266	A Loyola Maryland	59 68	
									292	A Navy	45 57	
									304	A St. Francis Brooklyn	64 70	
									314	H Bryant	81 75	
									315	A Air Force	68 66	
									322	A Fairleigh Dickinson	70 68	
									334	H LIU Brooklyn	67 60	
LAST 10 Division I												
136	H Lehigh	65 94	122	H Holy Cross	61 48							
74	A Bucknell	46 77	162	H Boston U.	66 72							
292	A Navy	45 57	183	A American	57 73							
156	H Lafayette	52 57	81	A Colgate	93 100							
266	A Loyola Maryland	59 68	74	H Bucknell	52 63							

Non-Div I Games:

Army West Point

Loss, Non-Conf, S Site, H Home A Away N Neutral

Average RPI Win:	204	WON-LOST	WINNING	LAST 10	STRENGTH OF	OPP. STRENGTH	TEAM	ADJ.	CONF.	ADJ CONF.
Average RPI Loss:	57	RECORD	PCT. RANK	GAMES	SCHEDULE	OF SCHEDULE	RPI	RPI	RPI	RPI
DIV. I ONLY	8- 12	236	3-7	14	75	121	121	4	4	
DIV. I NON-CONF.	6- 5	151	1-0	20	188	73	73	5	5	
TOTALS	RPI 1-25	RPI 26-50	W-L RECORDS	RPI 51-100	RPI 101-150	RPI 150+				
8- 12	0- 3	0- 3	OVERALL	2- 4	1- 2	5- 0				
6- 4	0- 0	0- 2	HOME	1- 1	1- 1	4- 0				
1- 6	0- 3	0- 0	AWAY	0- 2	0- 1	1- 0				
1- 2	0- 0	0- 1	NEUTRAL	1- 1	0- 0	0- 0				
6- 5	0- 1	0- 2	NON-CONFERENCE	1- 1	1- 1	4- 0				
4- 1	0- 0	0- 1	HOME	0- 0	1- 0	3- 0				
1- 2	0- 1	0- 0	AWAY	0- 0	0- 1	1- 0				
1- 2	0- 0	0- 1	NEUTRAL	1- 1	0- 0	0- 0				
2- 7	0- 2	0- 1	CONFERENCE	1- 3	0- 1	1- 0				
2- 3	0- 0	0- 1	HOME	1- 1	0- 1	1- 0				
0- 4	0- 2	0- 0	AWAY	0- 2	0- 0	0- 0				
0- 0	0- 0	0- 0	NEUTRAL	0- 0	0- 0	0- 0				

RPI	S	Opponent	Score	RPI	S	Opponent	Score	RPI	S	Opponent	Score	RPI	S	Opponent	Score	Team's RPI: 121
14	A	Mississippi St.	73 78	28	N	Drake	82 83	59	N	Middle Tenn.	50 73	109	A	UAB	75 80	
22	A	TCU	65 80	29	H	Old Dominion	77 89	72	H	Alabama	48 75	117	H	Florida	63 83	
24	A	Kentucky	61 68	41	H	Arkansas	70 86	75	A	Georgia	50 61	147	H	Bethune-Cookman	74 56	
								78	N	Dayton	76 74	209	H	Saint Joseph's	66 62	
								98	A	Vanderbilt	55 77	252	A	South Alabama	82 62	
								98	H	Vanderbilt	70 62	271	H	Wofford	84 82	
												273	H	Ole Miss	59 43	
												306	H	Jacksonville St.	62 53	
LAST 10 Division I																
98	H	Vanderbilt	70 62	72	H	Alabama	48 75									
14	A	Mississippi St.	73 78	117	H	Florida	63 83									
24	A	Kentucky	61 68	41	H	Arkansas	70 86									
273	H	Ole Miss	59 43	98	A	Vanderbilt	55 77									
75	A	Georgia	50 61	306	H	Jacksonville St.	62 53									

Non-Div I Games:

Auburn

■ Loss,
 ■ Non-Conf, S Site,
 ■ Home
 ■ Away
 N Neutral

Average RPI Win:	269	WON-LOST	WINNING	LAST 10	STRENGTH OF	OPP. STRENGTH	TEAM	ADJ.	CONF.	ADJ CONF.
Average RPI Loss:	117	RECORD	PCT. RANK	GAMES	SCHEDULE	OF SCHEDULE	RPI	RPI	RPI	RPI
DIV. I ONLY	10- 9	161	3-7	234	298	195	195	19	19	
DIV. I NON-CONF.	7- 2	54	0	289	278	96	96	22	22	
TOTALS	RPI 1-25	RPI 26-50	W-L RECORDS	RPI 51-100	RPI 101-150	RPI 150+				
10- 9	0- 1	0- 0	OVERALL	1- 3	0- 2	9- 3				
4- 4	0- 0	0- 0	HOME	1- 2	0- 1	3- 1				
5- 5	0- 1	0- 0	AWAY	0- 1	0- 1	5- 2				
1- 0	0- 0	0- 0	NEUTRAL	0- 0	0- 0	1- 0				
7- 2	0- 1	0- 0	NON-CONFERENCE	1- 0	0- 0	6- 1				
2- 0	0- 0	0- 0	HOME	1- 0	0- 0	1- 0				
4- 2	0- 1	0- 0	AWAY	0- 0	0- 0	4- 1				
1- 0	0- 0	0- 0	NEUTRAL	0- 0	0- 0	1- 0				
3- 7	0- 0	0- 0	CONFERENCE	0- 3	0- 2	3- 2				
2- 4	0- 0	0- 0	HOME	0- 2	0- 1	2- 1				
1- 3	0- 0	0- 0	AWAY	0- 1	0- 1	1- 1				
0- 0	0- 0	0- 0	NEUTRAL	0- 0	0- 0	0- 0				

RPI 1-25				RPI 26-50				RPI 51-100				RPI 101+ Team's RPI: 195			
RPI	S	Opponent	Score	RPI	S	Opponent	Score	RPI	S	Opponent	Score	RPI	S	Opponent	Score
24	A	Kentucky	52 81					63	H	Belmont	52 53	137	A	Southeast Mo. St.	43 81
								69	A	UT Martin	61 65	137	H	Southeast Mo. St.	66 79
								69	H	UT Martin	61 69	160	A	Illinois	62 76
								70	H	Illinois St.	77 72	163	A	Tennessee Tech	49 58
												184	N	Binghamton	80 63
												221	A	Chattanooga	50 49
												228	H	Eastern Ill.	47 76
												281	A	Alabama A&M	67 61
												282	A	FIU	58 56
												306	A	Jacksonville St.	63 57
												325	H	Evansville	80 64
												328	H	SIUE	74 61
												339	H	Tennessee St.	76 58
												351	A	Mississippi Val.	100 82
LAST 10 Division I															
228	H	Eastern Ill.	47 76	137	A	Southeast Mo. St.	43 81								
328	H	SIUE	74 61	306	A	Jacksonville St.	63 57								
63	H	Belmont	52 53	163	A	Tennessee Tech	49 58								
339	H	Tennessee St.	76 58	69	H	UT Martin	61 69								
69	A	UT Martin	61 65	137	H	Southeast Mo. St.	66 79								

Non-Div I Games: Christian Bros. 82 62 Ky. Wesleyan 103 70

Austin Peay

Loss, Non-Conf, S Site, H Home A Away N Neutral

Average RPI Win:	190	WON-LOST	WINNING	LAST 10	STRENGTH OF	OPP. STRENGTH	TEAM	ADJ.	CONF.	ADJ CONF.
Average RPI Loss:	62	RECORD	PCT. RANK	GAMES	SCHEDULE	OF SCHEDULE	RPI	RPI	RPI	RPI
DIV. I ONLY	12- 8	110	7-3	52	91	65	65	11	11	
DIV. I NON-CONF.	4- 5	195	0	66	53	114	114	11	11	
TOTALS	RPI 1-25	RPI 26-50	W-L RECORDS	RPI 51-100	RPI 101-150	RPI 150+				
12- 8	0- 3	0- 1	OVERALL	1- 1	3- 2	8- 1				
5- 3	0- 1	0- 0	HOME	0- 0	1- 1	4- 1				
6- 4	0- 1	0- 1	AWAY	1- 1	1- 1	4- 0				
1- 1	0- 1	0- 0	NEUTRAL	0- 0	1- 0	0- 0				
4- 5	0- 1	0- 1	NON-CONFERENCE	1- 1	1- 2	2- 0				
2- 1	0- 0	0- 0	HOME	0- 0	0- 1	2- 0				
1- 3	0- 0	0- 1	AWAY	1- 1	0- 1	0- 0				
1- 1	0- 1	0- 0	NEUTRAL	0- 0	1- 0	0- 0				
8- 3	0- 2	0- 0	CONFERENCE	0- 0	2- 0	6- 1				
3- 2	0- 1	0- 0	HOME	0- 0	1- 0	2- 1				
5- 1	0- 1	0- 0	AWAY	0- 0	1- 0	4- 0				
0- 0	0- 0	0- 0	NEUTRAL	0- 0	0- 0	0- 0				

RPI S	Opponent	Score	RPI S	Opponent	Score	RPI S	Opponent	Score	RPI S	Opponent	Score
5	A Gonzaga	44 59	31	A Arizona St.	52 60	71	A Fresno St.	71 65	101	A Boise St.	55 66
5	H Gonzaga	43 55				83	A Washington St.	50 67	104	H Utah	73 77
11	N Oregon St.	34 65							108	A Pacific	76 66
									124	H San Diego	52 36
									138	N San Jose St.	75 56
									154	A Portland	66 54
									154	H Portland	48 57
									174	A Saint Mary's (CA)	65 55
									180	H Santa Clara	71 48
									218	A Pepperdine	65 47
									225	H San Francisco	57 44
									263	A LMU (CA)	59 44
									294	H Utah St.	67 50
									326	H Utah Valley	71 57
LAST 10 Division I											
5	A Gonzaga	44 59	108	A Pacific	76 66						
154	A Portland	66 54	124	H San Diego	52 36						
180	H Santa Clara	71 48	154	H Portland	48 57						
225	H San Francisco	57 44	5	H Gonzaga	43 55						
174	A Saint Mary's (CA)	65 55	218	A Pepperdine	65 47						

Non-Div I Games: Tex. A&M-Kingsville90 38

BYU

Loss, Non-Conf, S Site, H Home A Away N Neutral

Average RPI Win:	179	WON-LOST	WINNING	LAST 10	STRENGTH OF	OPP. STRENGTH	TEAM	ADJ.	CONF.	ADJ CONF.
Average RPI Loss:	69	RECORD	PCT. RANK	GAMES	SCHEDULE	OF SCHEDULE	RPI	RPI	RPI	RPI
DIV. I ONLY	13- 7	84	7-3	116	96	77	77	10	10	
DIV. I NON-CONF.	7- 4	100	1-0	190	73	105	105	10	10	
TOTALS	RPI 1-25	RPI 26-50	W-L RECORDS	RPI 51-100	RPI 101-150	RPI 150+				
13- 7	0- 1	0- 1	OVERALL	2- 3	3- 2	8- 0				
7- 1	0- 0	0- 1	HOME	2- 0	1- 0	4- 0				
3- 5	0- 1	0- 0	AWAY	0- 3	0- 1	3- 0				
3- 1	0- 0	0- 0	NEUTRAL	0- 0	2- 1	1- 0				
7- 4	0- 0	0- 1	NON-CONFERENCE	1- 2	2- 1	4- 0				
2- 1	0- 0	0- 1	HOME	1- 0	0- 0	1- 0				
2- 2	0- 0	0- 0	AWAY	0- 2	0- 0	2- 0				
3- 1	0- 0	0- 0	NEUTRAL	0- 0	2- 1	1- 0				
6- 3	0- 1	0- 0	CONFERENCE	1- 1	1- 1	4- 0				
5- 0	0- 0	0- 0	HOME	1- 0	1- 0	3- 0				
1- 3	0- 1	0- 0	AWAY	0- 1	0- 1	1- 0				
0- 0	0- 0	0- 0	NEUTRAL	0- 0	0- 0	0- 0				

RPI 1-25				RPI 26-50				RPI 51-100 Team's RPI: 77				RPI 101+			
RPI	S	Opponent	Score	RPI	S	Opponent	Score	RPI	S	Opponent	Score	RPI	S	Opponent	Score
17	A	Central Mich.	39 66	32	H	Western Ky.	86 91	53	A	IUPUI	48 65	112	N	Wisconsin	56 67
								67	A	Ohio	71 79	113	A	Kent St.	68 69
								89	A	Cincinnati	56 63	113	H	Kent St.	66 62
								91	H	Buffalo	69 65	132	N	Providence	52 51
								94	H	Butler	74 70	136	N	Lehigh	54 52
												155	H	Western Mich.	68 65
												169	H	Eastern Mich.	59 54
												173	H	Miami (OH)	80 63
												205	A	New Mexico	70 57
												231	A	Bowling Green	86 80
												239	H	Xavier	70 49
												263	N	LMU (CA)	77 72
												323	A	Purdue Fort Wayne	83 52
LAST 10 Division I															
155	H	Western Mich.	68 65	17	A	Central Mich.	39 66	169	H	Eastern Mich.	59 54	231	A	Bowling Green	86 80
113	A	Kent St.	68 69	205	A	New Mexico	70 57	113	H	Kent St.	66 62				
173	H	Miami (OH)	80 63												
91	H	Buffalo	69 65												
67	A	Ohio	71 79												

Non-Div I Games: Urbana 84 49

Ball St.

■ Loss,
 ■ Non-Conf, S Site,
 ■ Home
 ■ Away
 N Neutral

Average RPI Win:	124	WON-LOST	WINNING	LAST 10	STRENGTH OF	OPP. STRENGTH	TEAM	ADJ.	CONF.	ADJ CONF.
Average RPI Loss:	2	RECORD	PCT. RANK	GAMES	SCHEDULE	OF SCHEDULE	RPI	RPI	RPI	RPI
DIV. I ONLY	19- 1	6	10-0	46	10	7	7	3	3	
DIV. I NON-CONF.	11- 1	13	2-0	155	16	29	29	4	4	
TOTALS	RPI 1-25	RPI 26-50	W-L RECORDS	RPI 51-100	RPI 101-150	RPI 150+				
19- 1	3- 1	4- 0	OVERALL	4- 0	2- 0	6- 0				
12- 0	0- 0	2- 0	HOME	3- 0	1- 0	6- 0				
5- 0	2- 0	2- 0	AWAY	0- 0	1- 0	0- 0				
2- 1	1- 1	0- 0	NEUTRAL	1- 0	0- 0	0- 0				
11- 1	2- 1	0- 0	NON-CONFERENCE	3- 0	0- 0	6- 0				
8- 0	0- 0	0- 0	HOME	2- 0	0- 0	6- 0				
1- 0	1- 0	0- 0	AWAY	0- 0	0- 0	0- 0				
2- 1	1- 1	0- 0	NEUTRAL	1- 0	0- 0	0- 0				
8- 0	1- 0	4- 0	CONFERENCE	1- 0	2- 0	0- 0				
4- 0	0- 0	2- 0	HOME	1- 0	1- 0	0- 0				
4- 0	1- 0	2- 0	AWAY	0- 0	1- 0	0- 0				
0- 0	0- 0	0- 0	NEUTRAL	0- 0	0- 0	0- 0				

RPI	S	Opponent	Score	RPI	S	Opponent	Score	RPI	S	Opponent	Score	RPI	S	Opponent	Score
2	N	South Carolina	59 74	37	A	Texas	64 44	56	H	Iowa St.	83 62	116	A	Kansas	90 47
10	A	UConn	74 58	38	H	West Virginia	91 51	75	H	Georgia	72 38	141	H	Texas Tech	87 79
13	N	Indiana	77 62	39	A	Oklahoma	77 56	80	H	South Fla.	58 46	203	H	Arkansas St.	111 43
22	A	TCU	66 57	48	H	Oklahoma St.	94 48	83	N	Washington St.	89 66	212	H	Lamar University	90 28
												250	H	Morehead St.	94 47
												270	H	New Hampshire	97 29
												310	H	Houston Baptist	112 42
												348	H	Grambling	120 46
LAST 10 Division I															
37	A	Texas	64 44	116	A	Kansas	90 47								
56	H	Iowa St.	83 62	48	H	Oklahoma St.	94 48								
141	H	Texas Tech	87 79	10	A	UConn	74 58								
22	A	TCU	66 57	39	A	Oklahoma	77 56								
38	H	West Virginia	91 51	250	H	Morehead St.	94 47								

Non-Div I Games:

Baylor

■ Loss,
 ■ Non-Conf, S Site,
 ■ Home
 ■ Away
 N Neutral

Belmont

Through Games Of Feb. 4, 2020

Average RPI Win:	200	WON-LOST	WINNING	LAST 10	STRENGTH OF	OPP. STRENGTH	TEAM	ADJ.	CONF.	ADJ CONF.
Average RPI Loss:	86	RECORD	PCT. RANK	GAMES	SCHEDULE	OF SCHEDULE	RPI	RPI	RPI	RPI
DIV. I ONLY	13- 8	103	8-2	67	160	63	63	19	19	
DIV. I NON-CONF.	5- 6	187	0	29	22	86	86	22	22	
TOTALS	RPI 1-25	RPI 26-50	W-L RECORDS	RPI 51-100	RPI 101-150	RPI 150+				
13- 8	0- 1	0- 4	OVERALL	2- 1	1- 0	10- 2				
8- 0	0- 0	0- 0	HOME	2- 0	0- 0	6- 0				
5- 6	0- 0	0- 3	AWAY	0- 1	1- 0	4- 2				
0- 2	0- 1	0- 1	NEUTRAL	0- 0	0- 0	0- 0				
5- 6	0- 1	0- 4	NON-CONFERENCE	2- 0	0- 0	3- 1				
4- 0	0- 0	0- 0	HOME	2- 0	0- 0	2- 0				
1- 4	0- 0	0- 3	AWAY	0- 0	0- 0	1- 1				
0- 2	0- 1	0- 1	NEUTRAL	0- 0	0- 0	0- 0				
8- 2	0- 0	0- 0	CONFERENCE	0- 1	1- 0	7- 1				
4- 0	0- 0	0- 0	HOME	0- 0	0- 0	4- 0				
4- 2	0- 0	0- 0	AWAY	0- 1	1- 0	3- 1				
0- 0	0- 0	0- 0	NEUTRAL	0- 0	0- 0	0- 0				

RPI 1-25				RPI 26-50				RPI 51-100				Team's RPI: 63		RPI 101+			
RPI	S	Opponent	Score	RPI	S	Opponent	Score	RPI	S	Opponent	Score			RPI	S	Opponent	Score
8	N	Maryland	26 90	32	A	Western Ky.	46 77	59	H	Middle Tenn.	68 57			137	A	Southeast Mo. St.	57 45
				34	N	Virginia Tech	58 60	62	H	UCF	72 37			163	A	Tennessee Tech	59 47
				35	A	Marquette	51 53	69	A	UT Martin	57 74			166	A	Toledo	48 53
				41	A	Arkansas	60 91							195	A	Austin Peay	53 52
														207	A	Murray St.	86 56
														210	H	Northern Ky.	62 45
														221	H	Chattanooga	63 50
														228	H	Eastern Ill.	69 45
														250	H	Morehead St.	71 62
														264	A	Lipscomb	69 68
														276	H	Eastern Ky.	68 48
														306	A	Jacksonville St.	41 60
														328	H	SIUE	69 48
LAST 10 Division I																	
				306	A	Jacksonville St.	41 60	276	H	Eastern Ky.	68 48						
				163	A	Tennessee Tech	59 47	69	A	UT Martin	57 74						
				195	A	Austin Peay	53 52	137	A	Southeast Mo. St.	57 45						
				207	A	Murray St.	86 56	228	H	Eastern Ill.	69 45						
				250	H	Morehead St.	71 62	328	H	SIUE	69 48						

Non-Div I Games:

Belmont

Loss, Non-Conf, S Site, H Home A Away N Neutral

Average RPI Win:	277	WON-LOST	WINNING	LAST 10	STRENGTH OF	OPP. STRENGTH	TEAM	ADJ.	CONF.	ADJ CONF.
Average RPI Loss:	89	RECORD	PCT. RANK	GAMES	SCHEDULE	OF SCHEDULE	RPI	RPI	RPI	RPI
DIV. I ONLY	13- 5	51	8-2	320	261	147	147	29	29	
DIV. I NON-CONF.	6- 4	123	1-1	260	94	149	149	30	30	
TOTALS	RPI 1-25	RPI 26-50	W-L RECORDS	RPI 51-100	RPI 101-150	RPI 150+				
13- 5	0- 1	0- 0	OVERALL	0- 2	1- 1	12- 1				
4- 2	0- 1	0- 0	HOME	0- 1	0- 0	4- 0				
8- 3	0- 0	0- 0	AWAY	0- 1	1- 1	7- 1				
1- 0	0- 0	0- 0	NEUTRAL	0- 0	0- 0	1- 0				
6- 4	0- 1	0- 0	NON-CONFERENCE	0- 2	0- 1	6- 0				
1- 2	0- 1	0- 0	HOME	0- 1	0- 0	1- 0				
4- 2	0- 0	0- 0	AWAY	0- 1	0- 1	4- 0				
1- 0	0- 0	0- 0	NEUTRAL	0- 0	0- 0	1- 0				
7- 1	0- 0	0- 0	CONFERENCE	0- 0	1- 0	6- 1				
3- 0	0- 0	0- 0	HOME	0- 0	0- 0	3- 0				
4- 1	0- 0	0- 0	AWAY	0- 0	1- 0	3- 1				
0- 0	0- 0	0- 0	NEUTRAL	0- 0	0- 0	0- 0				

RPI 1-25				RPI 26-50				RPI 51-100				RPI 101+ Team's RPI: 147			
RPI	S	Opponent	Score	RPI	S	Opponent	Score	RPI	S	Opponent	Score	RPI	S	Opponent	Score
17	H	Central Mich.	67 92					64	H	Troy	62 68	121	A	Auburn	56 74
								72	A	Alabama	49 60	134	A	N.C. A&T	69 58
												171	A	Norfolk St.	51 61
												182	A	Jacksonville	53 52
												227	A	Stetson	59 55
												230	H	Morgan St.	74 65
												274	A	Howard	75 59
												277	N	Appalachian St.	61 44
												282	A	FIU	65 60
												295	H	Ga. Southern	75 57
												321	H	N.C. Central	73 52
												340	A	Charleston So.	81 41
												343	H	Coppin St.	82 51
												346	A	Florida A&M	78 57
												350	A	South Carolina St.	66 55
LAST 10 Division I															
346	A	Florida A&M	78 57	343	H	Coppin St.	82 51								
350	A	South Carolina St.	66 55	274	A	Howard	75 59								
134	A	N.C. A&T	69 58	171	A	Norfolk St.	51 61								
321	H	N.C. Central	73 52	17	H	Central Mich.	67 92								
230	H	Morgan St.	74 65	227	A	Stetson	59 55								

Non-Div I Games: Edward Waters 79 46 Palm Beach Atl. 68 45

Bethune-Cookman

Loss, Non-Conf, S Site, H Home A Away N Neutral

Binghamton

Through Games Of Feb. 4, 2020

Average RPI Win:	267	WON-LOST	WINNING	LAST 10	STRENGTH OF	OPP. STRENGTH	TEAM	ADJ.	CONF.	ADJ CONF.
Average RPI Loss:	190	RECORD	PCT. RANK	GAMES	SCHEDULE	OF SCHEDULE	RPI	RPI	RPI	RPI
DIV. I ONLY	14- 6	59	6-4	339	279	184	184	27	27	
DIV. I NON-CONF.	10- 2	29	2-0	324	248	119	119	27	27	
TOTALS	RPI 1-25	RPI 26-50	W-L RECORDS	RPI 51-100	RPI 101-150	RPI 150+				
14- 6	0- 0	0- 0	OVERALL	0- 2	1- 0	13- 4				
7- 2	0- 0	0- 0	HOME	0- 1	0- 0	7- 1				
6- 3	0- 0	0- 0	AWAY	0- 1	1- 0	5- 2				
1- 1	0- 0	0- 0	NEUTRAL	0- 0	0- 0	1- 1				
10- 2	0- 0	0- 0	NON-CONFERENCE	0- 1	1- 0	9- 1				
5- 0	0- 0	0- 0	HOME	0- 0	0- 0	5- 0				
4- 1	0- 0	0- 0	AWAY	0- 1	1- 0	3- 0				
1- 1	0- 0	0- 0	NEUTRAL	0- 0	0- 0	1- 1				
4- 4	0- 0	0- 0	CONFERENCE	0- 1	0- 0	4- 3				
2- 2	0- 0	0- 0	HOME	0- 1	0- 0	2- 1				
2- 2	0- 0	0- 0	AWAY	0- 0	0- 0	2- 2				
0- 0	0- 0	0- 0	NEUTRAL	0- 0	0- 0	0- 0				

RPI 1-25				RPI 26-50				RPI 51-100				RPI 101+				Team's RPI: 184	
RPI	S	Opponent	Score	RPI	S	Opponent	Score	RPI	S	Opponent	Score	RPI	S	Opponent	Score		
								60	A	Miami (FL)	56	79	139	A	Cornell	59	56
								84	H	Stony Brook	60	67	156	H	Lafayette	74	64
													169	H	Eastern Mich.	78	67
													195	N	Austin Peay	63	80
													202	H	UMass Lowell	56	66
													245	H	Maine	73	63
													248	H	Niagara	74	55
													262	A	Delaware St.	75	66
													270	A	New Hampshire	63	53
													290	A	Vermont	62	65
													291	H	St. Bonaventure	78	67
													302	A	UMBC	61	43
													307	A	Siena	89	62
													311	A	Albany (NY)	53	56
													322	A	Fairleigh Dickinson	60	48
													330	H	NJIT	75	40
													345	H	Hartford	80	44
													348	N	Grambling	88	67
LAST 10 Division I																	
				345	H	Hartford	80	44		202	H	UMass Lowell	56	66			
				270	A	New Hampshire	63	53		302	A	UMBC	61	43			
				84	H	Stony Brook	60	67		311	A	Albany (NY)	53	56			
				245	H	Maine	73	63		330	H	NJIT	75	40			
				290	A	Vermont	62	65		348	N	Grambling	88	67			

Non-Div I Games: Bloomsburg 70 45

Binghamton

Loss, Non-Conf, S Site, H Home A Away N Neutral

Average RPI Win:	239	WON-LOST	WINNING	LAST 10	STRENGTH OF	OPP. STRENGTH	TEAM	ADJ.	CONF.	ADJ CONF.
Average RPI Loss:	88	RECORD	PCT. RANK	GAMES	SCHEDULE	OF SCHEDULE	RPI	RPI	RPI	RPI
DIV. I ONLY	13- 8	103	6-4	122	158	101	101	17	17	
DIV. I NON-CONF.	6- 4	123	1-0	59	40	74	74	23	23	
TOTALS	RPI 1-25	RPI 26-50	W-L RECORDS	RPI 51-100	RPI 101-150	RPI 150+				
13- 8	0- 3	0- 0	OVERALL	1- 2	1- 1	11- 2				
8- 3	0- 1	0- 0	HOME	1- 2	0- 0	7- 0				
5- 5	0- 2	0- 0	AWAY	0- 0	1- 1	4- 2				
0- 0	0- 0	0- 0	NEUTRAL	0- 0	0- 0	0- 0				
6- 4	0- 3	0- 0	NON-CONFERENCE	1- 1	1- 0	4- 0				
4- 2	0- 1	0- 0	HOME	1- 1	0- 0	3- 0				
2- 2	0- 2	0- 0	AWAY	0- 0	1- 0	1- 0				
0- 0	0- 0	0- 0	NEUTRAL	0- 0	0- 0	0- 0				
7- 4	0- 0	0- 0	CONFERENCE	0- 1	0- 1	7- 2				
4- 1	0- 0	0- 0	HOME	0- 1	0- 0	4- 0				
3- 3	0- 0	0- 0	AWAY	0- 0	0- 1	3- 2				
0- 0	0- 0	0- 0	NEUTRAL	0- 0	0- 0	0- 0				

RPI 1-25				RPI 26-50				RPI 51-100				RPI 101+ Team's RPI: 101			
RPI	S	Opponent	Score	RPI	S	Opponent	Score	RPI	S	Opponent	Score	RPI	S	Opponent	Score
3	A	Louisville	82 98					65	H	BYU	66 55	109	A	UAB	83 81
9	H	Missouri St.	69 72					71	H	Fresno St.	80 85	138	A	San Jose St.	61 74
22	A	TCU	65 77					83	H	Washington St.	68 80	187	H	Portland St.	82 57
												188	A	UNLV	65 66
												189	A	Wyoming	68 73
												205	H	New Mexico	83 82
												218	H	Pepperdine	76 74
												241	H	San Diego St.	86 72
												267	A	Colorado St.	72 69
												289	A	Nevada	83 72
												289	H	Nevada	54 40
												294	A	Utah St.	65 59
												308	A	Eastern Wash.	63 61
												315	H	Air Force	70 61
												326	H	Utah Valley	77 69
LAST 10 Division I															
289	A	Nevada	83 72	241	H	San Diego St.	86 72								
138	A	San Jose St.	61 74	188	A	UNLV	65 66								
71	H	Fresno St.	80 85	289	H	Nevada	54 40								
294	A	Utah St.	65 59	189	A	Wyoming	68 73								
315	H	Air Force	70 61	218	H	Pepperdine	76 74								

Non-Div I Games: Lewis-Clark St. 88 34 Western Ore. 75 32

Boise St.

Loss, Non-Conf, S Site, H Home A Away N Neutral

Average RPI Win:	161	WON-LOST	WINNING	LAST 10	STRENGTH OF	OPP. STRENGTH	TEAM	ADJ.	CONF.	ADJ CONF.
Average RPI Loss:	53	RECORD	PCT. RANK	GAMES	SCHEDULE	OF SCHEDULE	RPI	RPI	RPI	RPI
DIV. I ONLY	12- 9	127	6-4	42	51	61	61	5	5	
DIV. I NON-CONF.	7- 4	100	1-0	88	142	71	71	3	3	
TOTALS	RPI 1-25	RPI 26-50	W-L RECORDS	RPI 51-100	RPI 101-150	RPI 150+				
12- 9	1- 3	0- 3	OVERALL	2- 1	3- 2	6- 0				
6- 3	0- 2	0- 1	HOME	1- 0	1- 0	4- 0				
5- 5	1- 1	0- 2	AWAY	1- 0	1- 2	2- 0				
1- 1	0- 0	0- 0	NEUTRAL	0- 1	1- 0	0- 0				
7- 4	0- 1	0- 0	NON-CONFERENCE	0- 1	2- 2	5- 0				
5- 0	0- 0	0- 0	HOME	0- 0	1- 0	4- 0				
1- 3	0- 1	0- 0	AWAY	0- 0	0- 2	1- 0				
1- 1	0- 0	0- 0	NEUTRAL	0- 1	1- 0	0- 0				
5- 5	1- 2	0- 3	CONFERENCE	2- 0	1- 0	1- 0				
1- 3	0- 2	0- 1	HOME	1- 0	0- 0	0- 0				
4- 2	1- 0	0- 2	AWAY	1- 0	1- 0	1- 0				
0- 0	0- 0	0- 0	NEUTRAL	0- 0	0- 0	0- 0				

RPI	S	Opponent	Score	RPI	S	Opponent	Score	RPI	S	Opponent	Score	RPI	S	Opponent	Score
3	H	Louisville	70 81	34	A	Virginia Tech	49 70	68	N	Charlotte	68 84	105	A	Notre Dame	75 65
15	H	NC State	54 72	42	A	Duke	73 85	87	A	Georgia Tech	55 48	106	H	VCU	87 52
16	A	Northwestern	63 66	45	H	Virginia	52 69	92	H	Wake Forest	67 54	122	A	Holy Cross	71 80
23	A	Florida St.	65 56									132	A	Providence	60 76
												145	N	Tulane	89 76
												162	A	Boston U.	88 57
												179	H	Rhode Island	66 55
												202	H	UMass Lowell	89 46
												262	H	Delaware St.	109 69
												268	A	Pittsburgh	79 70
												304	H	St. Francis Brooklyn	106 69
LAST 10 Division I															
92	H	Wake Forest	67 54	45	H	Virginia	52 69								
23	A	Florida St.	65 56	105	A	Notre Dame	75 65								
34	A	Virginia Tech	49 70	268	A	Pittsburgh	79 70								
87	A	Georgia Tech	55 48	15	H	NC State	54 72								
3	H	Louisville	70 81	262	H	Delaware St.	109 69								

Non-Div I Games:

Boston College

■ Loss,
 ■ Non-Conf, S Site,
 ■ Home
 ■ Away
 N Neutral

Average RPI Win: 211	WON-LOST	WINNING	LAST 10	STRENGTH OF	OPP. STRENGTH	TEAM	ADJ.	CONF.	ADJ CONF.
Average RPI Loss: 136	RECORD	PCT. RANK	GAMES	SCHEDULE	OF SCHEDULE	RPI	RPI	RPI	RPI
DIV. I ONLY	11- 10	170	6-4	166	164	162	162	15	15
DIV. I NON-CONF.	5- 6	187	0	160	174	186	186	15	15
TOTALS	RPI 1-25	RPI 26-50	W-L RECORDS	RPI 51-100	RPI 101-150	RPI 150+			
11- 10	0- 0	0- 0	OVERALL	1- 3	2- 4	8- 3			
6- 5	0- 0	0- 0	HOME	1- 3	2- 2	3- 0			
5- 5	0- 0	0- 0	AWAY	0- 0	0- 2	5- 3			
0- 0	0- 0	0- 0	NEUTRAL	0- 0	0- 0	0- 0			
5- 6	0- 0	0- 0	NON-CONFERENCE	0- 2	1- 3	4- 1			
2- 4	0- 0	0- 0	HOME	0- 2	1- 2	1- 0			
3- 2	0- 0	0- 0	AWAY	0- 0	0- 1	3- 1			
0- 0	0- 0	0- 0	NEUTRAL	0- 0	0- 0	0- 0			
6- 4	0- 0	0- 0	CONFERENCE	1- 1	1- 1	4- 2			
4- 1	0- 0	0- 0	HOME	1- 1	1- 0	2- 0			
2- 3	0- 0	0- 0	AWAY	0- 0	0- 1	2- 2			
0- 0	0- 0	0- 0	NEUTRAL	0- 0	0- 0	0- 0			

RPI 1-25			RPI 26-50			RPI 51-100			RPI 101+			Team's RPI: 162
RPI	S	Opponent	Score	RPI	S	Opponent	Score	RPI	S	Opponent	Score	
						61	H Boston College	57	88	122	H Holy Cross	76 70
						74	H Bucknell	52	48	125	H Harvard	39 66
						81	H Colgate	61	70	127	H Massachusetts	45 58
						82	H Marist	75	89	128	A California	62 73
										129	H Northeastern	72 56
										136	A Lehigh	34 51
										156	A Lafayette	57 59
										167	H Dartmouth	74 56
										168	A UC Davis	68 75
										183	H American	59 44
										245	A Maine	62 49
										266	A Loyola Maryland	41 39
										266	H Loyola Maryland	44 42
										270	A New Hampshire	78 64
										285	A Army West Point	72 66
										292	A Navy	41 46
										311	A Albany (NY)	60 58
LAST 10 Division I												
						74	H Bucknell	52	48	266	H Loyola Maryland	44 42
						266	A Loyola Maryland	41	39	285	A Army West Point	72 66
						122	H Holy Cross	76	70	136	A Lehigh	34 51
						292	A Navy	41	46	183	H American	59 44
						81	H Colgate	61	70	156	A Lafayette	57 59

Non-Div I Games:

Boston U.

■ Loss,
 ■ Non-Conf,
 ■ S Site,
 ■ H Home
 ■ A Away
 N Neutral

Bowling Green

Through Games Of Feb. 4, 2020

Average RPI Win:	233	WON-LOST	WINNING	LAST 10	STRENGTH OF	OPP. STRENGTH	TEAM	ADJ.	CONF.	ADJ CONF.
Average RPI Loss:	134	RECORD	PCT. RANK	GAMES	SCHEDULE	OF SCHEDULE	RPI	RPI	RPI	RPI
DIV. I ONLY	6- 12	263	1-9	148	169	231	231	10	10	
DIV. I NON-CONF.	5- 5	164	0-2	213	217	163	163	10	10	
TOTALS	RPI 1-25	RPI 26-50	W-L RECORDS	RPI 51-100	RPI 101-150	RPI 150+				
6- 12	0- 0	0- 1	OVERALL	0- 3	0- 2	6- 6				
3- 3	0- 0	0- 0	HOME	0- 1	0- 0	3- 2				
2- 7	0- 0	0- 1	AWAY	0- 2	0- 1	2- 3				
1- 2	0- 0	0- 0	NEUTRAL	0- 0	0- 1	1- 1				
5- 5	0- 0	0- 1	NON-CONFERENCE	0- 0	0- 2	5- 2				
2- 0	0- 0	0- 0	HOME	0- 0	0- 0	2- 0				
2- 3	0- 0	0- 1	AWAY	0- 0	0- 1	2- 1				
1- 2	0- 0	0- 0	NEUTRAL	0- 0	0- 1	1- 1				
1- 7	0- 0	0- 0	CONFERENCE	0- 3	0- 0	1- 4				
1- 3	0- 0	0- 0	HOME	0- 1	0- 0	1- 2				
0- 4	0- 0	0- 0	AWAY	0- 2	0- 0	0- 2				
0- 0	0- 0	0- 0	NEUTRAL	0- 0	0- 0	0- 0				

RPI S	Opponent	Score	RPI S	Opponent	Score	RPI S	Opponent	Score	RPI S	Opponent	Score	Team's RPI: 231
33	A Purdue	74 81	67	A Ohio	69 79	118	A Loyola Chicago	76 84	135	N Green Bay	54 73	
			77	H Ball St.	80 86	155	H Western Mich.	72 63	158	A Valparaiso	90 95	
			91	A Buffalo	59 65	166	A Toledo	72 79	169	A Eastern Mich.	61 78	
						173	H Miami (OH)	59 80	173	H Cleveland St.	89 62	
						198	H Akron	73 76	198	H Akron	73 76	
						225	N San Francisco	56 64	240	A Milwaukee	63 51	
						250	H Morehead St.	79 65	250	H Morehead St.	79 65	
						258	A Marshall	82 69	258	A Marshall	82 69	
						300	N California Baptist	98 60	300	N California Baptist	98 60	
LAST 10 Division I												
173	H Miami (OH)	59 80	198	H Akron	73 76							
67	A Ohio	69 79	77	H Ball St.	80 86							
155	H Western Mich.	72 63	169	A Eastern Mich.	61 78							
166	A Toledo	72 79	33	A Purdue	74 81							
91	A Buffalo	59 65	118	A Loyola Chicago	76 84							

Non-Div I Games: Davis & Elkins 91 52 Notre Dame (OH) 88 54

Bowling Green

■ Loss,
 ■ Non-Conf,
 ■ S Site,
 ■ Home
 ■ A Away
 N Neutral

Bradley

Through Games Of Feb. 4, 2020

Average RPI Win:	188	WON-LOST	WINNING	LAST 10	STRENGTH OF	OPP. STRENGTH	TEAM	ADJ.	CONF.	ADJ CONF.
Average RPI Loss:	59	RECORD	PCT. RANK	GAMES	SCHEDULE	OF SCHEDULE	RPI	RPI	RPI	RPI
DIV. I ONLY	15- 4	36	8-2	181	98	52	52	7	7	
DIV. I NON-CONF.	8- 2	52	1-0	294	154	100	100	7	7	
TOTALS	RPI 1-25	RPI 26-50	W-L RECORDS	RPI 51-100	RPI 101-150	RPI 150+				
15- 4	0- 1	1- 1	OVERALL	2- 1	2- 1	10- 0				
8- 0	0- 0	1- 0	HOME	2- 0	0- 0	5- 0				
4- 3	0- 1	0- 1	AWAY	0- 1	1- 0	3- 0				
3- 1	0- 0	0- 0	NEUTRAL	0- 0	1- 1	2- 0				
8- 2	0- 0	0- 1	NON-CONFERENCE	0- 0	1- 1	7- 0				
3- 0	0- 0	0- 0	HOME	0- 0	0- 0	3- 0				
2- 1	0- 0	0- 1	AWAY	0- 0	0- 0	2- 0				
3- 1	0- 0	0- 0	NEUTRAL	0- 0	1- 1	2- 0				
7- 2	0- 1	1- 0	CONFERENCE	2- 1	1- 0	3- 0				
5- 0	0- 0	1- 0	HOME	2- 0	0- 0	2- 0				
2- 2	0- 1	0- 0	AWAY	0- 1	1- 0	1- 0				
0- 0	0- 0	0- 0	NEUTRAL	0- 0	0- 0	0- 0				

RPI 1-25				RPI 26-50				RPI 51-100				Team's RPI: 52	RPI 101+			
RPI	S	Opponent	Score	RPI	S	Opponent	Score	RPI	S	Opponent	Score		RPI	S	Opponent	Score
9	A	Missouri St.	56 90	28	H	Drake	77 76	51	H	UNI	61 47		107	N	Liberty	63 75
				40	A	Michigan	57 77	70	H	Illinois St.	76 61		118	A	Loyola Chicago	60 47
								79	A	Southern Ill.	50 64		131	N	Richmond	61 57
													158	A	Valparaiso	75 61
													160	H	Jackson St.	78 69
													173	H	Miami (OH)	79 68
													211	A	Western Ill.	84 49
													237	N	George Mason	61 59
													278	H	Indiana St.	91 75
													280	A	Oakland	74 58
													286	H	North Dakota St.	70 64
													308	N	Eastern Wash.	66 46
													325	H	Evansville	82 51
LAST 10 Division I																
				79	A	Southern Ill.	50 64	118	A	Loyola Chicago	60 47					
				9	A	Missouri St.	56 90	70	H	Illinois St.	76 61					
				28	H	Drake	77 76	278	H	Indiana St.	91 75					
				51	H	UNI	61 47	325	H	Evansville	82 51					
				158	A	Valparaiso	75 61	308	N	Eastern Wash.	66 46					

Non-Div I Games: Eureka 101 39

Bradley

■ Loss,
 ■ Non-Conf,
 ■ S Site,
 ■ H Home
 ■ A Away
 N Neutral

Average RPI Win:	277	WON-LOST	WINNING	LAST 10	STRENGTH OF	OPP. STRENGTH	TEAM	ADJ.	CONF.	ADJ CONF.
Average RPI Loss:	151	RECORD	PCT. RANK	GAMES	SCHEDULE	OF SCHEDULE	RPI	RPI	RPI	RPI
DIV. I ONLY	6- 11	255	3-7	187	255	224	224	8	8	
DIV. I NON-CONF.	6- 7	182	3-3	295	321	242	242	8	8	
TOTALS	RPI 1-25	RPI 26-50	W-L RECORDS	RPI 51-100	RPI 101-150	RPI 150+				
6- 11	0- 0	0- 2	OVERALL	0- 1	0- 3	6- 5				
1- 4	0- 0	0- 1	HOME	0- 0	0- 1	1- 2				
5- 6	0- 0	0- 1	AWAY	0- 1	0- 2	5- 2				
0- 1	0- 0	0- 0	NEUTRAL	0- 0	0- 0	0- 1				
6- 7	0- 0	0- 0	NON-CONFERENCE	0- 1	0- 2	6- 4				
1- 3	0- 0	0- 0	HOME	0- 0	0- 1	1- 2				
5- 3	0- 0	0- 0	AWAY	0- 1	0- 1	5- 1				
0- 1	0- 0	0- 0	NEUTRAL	0- 0	0- 0	0- 1				
0- 4	0- 0	0- 2	CONFERENCE	0- 0	0- 1	0- 1				
0- 1	0- 0	0- 1	HOME	0- 0	0- 0	0- 0				
0- 3	0- 0	0- 1	AWAY	0- 0	0- 1	0- 1				
0- 0	0- 0	0- 0	NEUTRAL	0- 0	0- 0	0- 0				

RPI S	Opponent	Score	RPI S	Opponent	Score	RPI S	Opponent	Score	RPI S	Opponent	Score	Team's RPI: 224
36	A Yale	72 79	36	H Yale	40 73	80	A South Fla.	60 70	122	H Holy Cross	71 83	
									127	A Massachusetts	42 95	
									139	A Cornell	63 74	
									176	A Columbia	60 74	
									179	N Rhode Island	44 89	
									206	H Merrimack	57 72	
									208	A Fairfield	58 44	
									244	A Longwood	76 86	
									245	H Maine	76 70	
									270	A New Hampshire	76 68	
									282	A FIU	72 57	
									314	A Bryant	56 50	
									314	H Bryant	44 45	
									344	A Central Conn. St.	83 73	
LAST 10 Division I												
176	A Columbia	60 74	282	A FIU	72 57							
139	A Cornell	63 74	208	A Fairfield	58 44							
36	H Yale	40 73	314	A Bryant	56 50							
36	A Yale	72 79	179	N Rhode Island	44 89							
80	A South Fla.	60 70	122	H Holy Cross	71 83							

Non-Div I Games:

Brown

■ Loss,
 ■ Non-Conf,
 ■ S Site,
 ■ Home
 ■ A Away
 N Neutral

Average RPI Win: 281	WON-LOST	WINNING	LAST 10	STRENGTH OF	OPP. STRENGTH	TEAM	ADJ.	CONF.	ADJ CONF.
Average RPI Loss: 207	RECORD	PCT. RANK	GAMES	SCHEDULE	OF SCHEDULE	RPI	RPI	RPI	RPI
DIV. I ONLY	5- 15	296	3-7	295	320	314	314	30	30
DIV. I NON-CONF.	2- 9	304	0-1	311	241	333	333	29	29
TOTALS	RPI 1-25	RPI 26-50	W-L RECORDS	RPI 51-100	RPI 101-150	RPI 150+			
5- 15	0- 0	0- 0	OVERALL	0- 1	0- 3	5- 11			
2- 7	0- 0	0- 0	HOME	0- 0	0- 1	2- 6			
3- 8	0- 0	0- 0	AWAY	0- 1	0- 2	3- 5			
0- 0	0- 0	0- 0	NEUTRAL	0- 0	0- 0	0- 0			
2- 9	0- 0	0- 0	NON-CONFERENCE	0- 1	0- 2	2- 6			
1- 4	0- 0	0- 0	HOME	0- 0	0- 1	1- 3			
1- 5	0- 0	0- 0	AWAY	0- 1	0- 1	1- 3			
0- 0	0- 0	0- 0	NEUTRAL	0- 0	0- 0	0- 0			
3- 6	0- 0	0- 0	CONFERENCE	0- 0	0- 1	3- 5			
1- 3	0- 0	0- 0	HOME	0- 0	0- 0	1- 3			
2- 3	0- 0	0- 0	AWAY	0- 0	0- 1	2- 2			
0- 0	0- 0	0- 0	NEUTRAL	0- 0	0- 0	0- 0			

RPI 1-25				RPI 26-50				RPI 51-100				RPI 101+ Team's RPI: 314					
RPI	S	Opponent	Score	RPI	S	Opponent	Score	RPI	S	Opponent	Score	RPI	S	Opponent	Score		
								55	A	Minnesota	56	101	122	A	Holy Cross	75	87
												132	H	Providence	32	76	
												150	A	Robert Morris	39	69	
												160	A	Illinois	55	69	
												202	H	UMass Lowell	35	55	
												206	A	Merrimack	66	78	
												213	A	Mt. St. Mary's	72	67	
												213	H	Mt. St. Mary's	70	76	
												224	A	Brown	45	44	
												224	H	Brown	50	56	
												255	A	Saint Francis (PA)	58	64	
												255	H	Saint Francis (PA)	60	63	
												270	H	New Hampshire	56	68	
												283	H	Wagner	45	58	
												285	A	Army West Point	75	81	
												290	A	Vermont	66	71	
												311	H	Albany (NY)	68	55	
												322	A	Fairleigh Dickinson	57	45	
												334	H	LIU Brooklyn	57	53	
LAST 10 Division I																	
				150	A	Robert Morris	39	69	213	H	Mt. St. Mary's	70	76				
				255	A	Saint Francis (PA)	58	64	206	A	Merrimack	66	78				
				283	H	Wagner	45	58	322	A	Fairleigh Dickinson	57	45				
				213	A	Mt. St. Mary's	72	67	255	H	Saint Francis (PA)	60	63				
				334	H	LIU Brooklyn	57	53	285	A	Army West Point	75	81				

Non-Div I Games:

Bryant

■ Loss,
 ■ Non-Conf,
 ■ S Site,
 ■ H Home
 ■ A Away
 N Neutral

Average RPI Win: 201	WON-LOST	WINNING	LAST 10	STRENGTH OF	OPP. STRENGTH	TEAM	ADJ.	CONF.	ADJ CONF.
Average RPI Loss: 129	RECORD	PCT. RANK	GAMES	SCHEDULE	OF SCHEDULE	RPI	RPI	RPI	RPI
DIV. I ONLY	15- 6	53	8-2	158	166	74	74	15	15
DIV. I NON-CONF.	7- 4	100	0	126	172	85	85	15	15
TOTALS	RPI 1-25	RPI 26-50	W-L RECORDS	RPI 51-100	RPI 101-150	RPI 150+			
15- 6	0- 0	0- 1	OVERALL	3- 2	2- 0	10- 3			
7- 1	0- 0	0- 0	HOME	2- 1	0- 0	5- 0			
6- 5	0- 0	0- 1	AWAY	0- 1	2- 0	4- 3			
2- 0	0- 0	0- 0	NEUTRAL	1- 0	0- 0	1- 0			
7- 4	0- 0	0- 1	NON-CONFERENCE	2- 2	0- 0	5- 1			
3- 1	0- 0	0- 0	HOME	1- 1	0- 0	2- 0			
2- 3	0- 0	0- 1	AWAY	0- 1	0- 0	2- 1			
2- 0	0- 0	0- 0	NEUTRAL	1- 0	0- 0	1- 0			
8- 2	0- 0	0- 0	CONFERENCE	1- 0	2- 0	5- 2			
4- 0	0- 0	0- 0	HOME	1- 0	0- 0	3- 0			
4- 2	0- 0	0- 0	AWAY	0- 0	2- 0	2- 2			
0- 0	0- 0	0- 0	NEUTRAL	0- 0	0- 0	0- 0			

RPI 1-25				RPI 26-50				RPI 51-100				Team's RPI: 74	RPI 101+			
RPI	S	Opponent	Score	RPI	S	Opponent	Score	RPI	S	Opponent	Score		RPI	S	Opponent	Score
				45	A	Virginia	60 84	54	H	Temple	61 72		122	A	Holy Cross	51 40
								57	H	Drexel	60 49		136	A	Lehigh	71 50
								81	H	Colgate	66 43		156	H	Lafayette	50 36
								84	A	Stony Brook	73 78		162	A	Boston U.	48 52
								89	N	Cincinnati	56 48		165	A	Quinnipiac	69 76
													183	H	American	68 43
													237	A	George Mason	64 51
													255	A	Saint Francis (PA)	70 46
													266	A	Loyola Maryland	50 60
													274	N	Howard	70 60
													279	H	Monmouth	71 37
													285	A	Army West Point	63 52
													285	H	Army West Point	77 46
													291	H	St. Bonaventure	68 60
													292	A	Navy	61 34
LAST 10 Division I																
				162	A	Boston U.	48 52	183	H	American	68 43					
				285	H	Army West Point	77 46	122	A	Holy Cross	51 40					
				266	A	Loyola Maryland	50 60	292	A	Navy	61 34					
				81	H	Colgate	66 43	156	H	Lafayette	50 36					
				136	A	Lehigh	71 50	285	A	Army West Point	63 52					

Non-Div I Games:

Bucknell

Average RPI Win:	198	WON-LOST	WINNING	LAST 10	STRENGTH OF	OPP. STRENGTH	TEAM	ADJ.	CONF.	ADJ CONF.
Average RPI Loss:	93	RECORD	PCT. RANK	GAMES	SCHEDULE	OF SCHEDULE	RPI	RPI	RPI	RPI
DIV. I ONLY	13- 7	84	5-5	146	121	91	91	10	10	
DIV. I NON-CONF.	9- 2	38	1-0	196	201	54	54	10	10	
TOTALS	RPI 1-25	RPI 26-50	W-L RECORDS	RPI 51-100	RPI 101-150	RPI 150+				
13- 7	0- 2	0- 0	OVERALL	2- 2	1- 1	10- 2				
7- 2	0- 1	0- 0	HOME	1- 1	0- 0	6- 0				
4- 5	0- 1	0- 0	AWAY	0- 1	1- 1	3- 2				
2- 0	0- 0	0- 0	NEUTRAL	1- 0	0- 0	1- 0				
9- 2	0- 1	0- 0	NON-CONFERENCE	2- 0	0- 1	7- 0				
5- 0	0- 0	0- 0	HOME	1- 0	0- 0	4- 0				
2- 2	0- 1	0- 0	AWAY	0- 0	0- 1	2- 0				
2- 0	0- 0	0- 0	NEUTRAL	1- 0	0- 0	1- 0				
4- 5	0- 1	0- 0	CONFERENCE	0- 2	1- 0	3- 2				
2- 2	0- 1	0- 0	HOME	0- 1	0- 0	2- 0				
2- 3	0- 0	0- 0	AWAY	0- 1	1- 0	1- 2				
0- 0	0- 0	0- 0	NEUTRAL	0- 0	0- 0	0- 0				

RPI 1-25				RPI 26-50				RPI 51-100 Team's RPI: 91				RPI 101+			
RPI	S	Opponent	Score	RPI	S	Opponent	Score	RPI	S	Opponent	Score	RPI	S	Opponent	Score
4	A	Stanford	69 88					57	N	Drexel	63 59	113	A	Kent St.	57 44
17	H	Central Mich.	93 98					67	H	Ohio	65 76	138	A	San Jose St.	88 95
								77	A	Ball St.	65 69	166	A	Toledo	59 71
								78	H	Dayton	67 59	167	H	Dartmouth	73 49
												169	H	Eastern Mich.	66 63
												173	A	Miami (OH)	86 72
												176	H	Columbia	82 75
												183	N	American	73 55
												185	A	Northern Ill.	63 64
												231	H	Bowling Green	65 59
												248	A	Niagara	81 67
												291	A	St. Bonaventure	46 36
												341	H	Canisius	71 55
												344	H	Central Conn. St.	61 56
LAST 10 Division I															
185	A	Northern Ill.	63 64	231	H	Bowling Green	65 59								
17	H	Central Mich.	93 98	67	H	Ohio	65 76								
113	A	Kent St.	57 44	166	A	Toledo	59 71								
77	A	Ball St.	65 69	173	A	Miami (OH)	86 72								
169	H	Eastern Mich.	66 63	167	H	Dartmouth	73 49								

Non-Div I Games:

Buffalo

■ Loss,
■ Non-Conf, S Site,
■ Home
■ Away
N Neutral

Average RPI Win:	182	WON-LOST	WINNING	LAST 10	STRENGTH OF	OPP. STRENGTH	TEAM	ADJ.	CONF.	ADJ CONF.
Average RPI Loss:	52	RECORD	PCT. RANK	GAMES	SCHEDULE	OF SCHEDULE	RPI	RPI	RPI	RPI
DIV. I ONLY	15- 6	53	7-3	174	49	94	94	6	6	
DIV. I NON-CONF.	8- 3	68	0	202	84	117	117	6	6	
TOTALS	RPI 1-25	RPI 26-50	W-L RECORDS	RPI 51-100	RPI 101-150	RPI 150+				
15- 6	0- 2	2- 1	OVERALL	3- 3	1- 0	9- 0				
9- 4	0- 2	1- 1	HOME	1- 1	0- 0	7- 0				
5- 1	0- 0	1- 0	AWAY	1- 1	1- 0	2- 0				
1- 1	0- 0	0- 0	NEUTRAL	1- 1	0- 0	0- 0				
8- 3	0- 1	0- 0	NON-CONFERENCE	2- 2	0- 0	6- 0				
7- 1	0- 1	0- 0	HOME	1- 0	0- 0	6- 0				
0- 1	0- 0	0- 0	AWAY	0- 1	0- 0	0- 0				
1- 1	0- 0	0- 0	NEUTRAL	1- 1	0- 0	0- 0				
7- 3	0- 1	2- 1	CONFERENCE	1- 1	1- 0	3- 0				
2- 3	0- 1	1- 1	HOME	0- 1	0- 0	1- 0				
5- 0	0- 0	1- 0	AWAY	1- 0	1- 0	2- 0				
0- 0	0- 0	0- 0	NEUTRAL	0- 0	0- 0	0- 0				

RPI 1-25				RPI 26-50				RPI 51-100 Team's RPI: 94				RPI 101+			
RPI	S	Opponent	Score	RPI	S	Opponent	Score	RPI	S	Opponent	Score	RPI	S	Opponent	Score
13	H	Indiana	53 64	30	A	Creighton	73 67	53	H	IUPUI	64 61	132	A	Providence	50 47
20	H	DePaul	65 80	35	H	Marquette	61 55	67	N	Ohio	60 55	196	H	High Point	74 52
				50	H	St. John's (NY)	42 67	75	N	Georgia	36 69	198	H	Akron	76 55
								76	H	Seton Hall	62 67	238	A	Georgetown	47 46
								77	A	Ball St.	70 74	239	A	Xavier	78 70
								88	A	Villanova	58 41	239	H	Xavier	63 61
												276	H	Eastern Ky.	73 41
												283	H	Wagner	74 58
												323	H	Purdue Fort Wayne	85 58
												329	H	Detroit Mercy	82 60
LAST 10 Division I															
239	H	Xavier	63 61	238	A	Georgetown	47 46								
30	A	Creighton	73 67	88	A	Villanova	58 41								
132	A	Providence	50 47	239	A	Xavier	78 70								
20	H	DePaul	65 80	50	H	St. John's (NY)	42 67								
35	H	Marquette	61 55	76	H	Seton Hall	62 67								

Non-Div I Games:

Butler

CSU Bakersfield

Through Games Of Feb. 4, 2020

Average RPI Win:	254	WON-LOST	WINNING	LAST 10	STRENGTH OF	OPP. STRENGTH	TEAM	ADJ.	CONF.	ADJ CONF.
Average RPI Loss:	201	RECORD	PCT. RANK	GAMES	SCHEDULE	OF SCHEDULE	RPI	RPI	RPI	RPI
DIV. I ONLY	10- 8	136	5-5	257	306	200	200	32	32	
DIV. I NON-CONF.	5- 5	164	0-2	113	192	135	135	32	32	
TOTALS	RPI 1-25	RPI 26-50	W-L RECORDS	RPI 51-100	RPI 101-150	RPI 150+				
10- 8	0- 2	0- 0	OVERALL	0- 0	2- 1	8- 5				
7- 2	0- 0	0- 0	HOME	0- 0	2- 0	5- 2				
3- 6	0- 2	0- 0	AWAY	0- 0	0- 1	3- 3				
0- 0	0- 0	0- 0	NEUTRAL	0- 0	0- 0	0- 0				
5- 5	0- 2	0- 0	NON-CONFERENCE	0- 0	2- 1	3- 2				
5- 0	0- 0	0- 0	HOME	0- 0	2- 0	3- 0				
0- 5	0- 2	0- 0	AWAY	0- 0	0- 1	0- 2				
0- 0	0- 0	0- 0	NEUTRAL	0- 0	0- 0	0- 0				
5- 3	0- 0	0- 0	CONFERENCE	0- 0	0- 0	5- 3				
2- 2	0- 0	0- 0	HOME	0- 0	0- 0	2- 2				
3- 1	0- 0	0- 0	AWAY	0- 0	0- 0	3- 1				
0- 0	0- 0	0- 0	NEUTRAL	0- 0	0- 0	0- 0				

RPI 1-25				RPI 26-50				RPI 51-100				RPI 101+ Team's RPI: 200			
RPI	S	Opponent	Score	RPI	S	Opponent	Score	RPI	S	Opponent	Score	RPI	S	Opponent	Score
5	A	Gonzaga	48 92									108	H	Pacific	80 70
11	A	Oregon St.	50 69									133	A	Washington	49 80
												138	H	San Jose St.	75 71
												199	A	Wright St.	60 65
												249	H	UMKC	70 60
												251	A	Grand Canyon	59 54
												257	H	North Texas	61 52
												265	H	UC Santa Barbara	66 62
												298	A	UC Riverside	52 53
												300	A	California Baptist	66 61
												301	H	UTRGV	52 66
												313	A	Seattle U	57 63
												320	H	New Mexico St.	60 59
												321	H	N.C. Central	80 71
												326	A	Utah Valley	55 53
												349	H	Chicago St.	58 60
LAST 10 Division I															
301	H	UTRGV	52 66	249	H	UMKC	70 60								
320	H	New Mexico St.	60 59	300	A	California Baptist	66 61								
313	A	Seattle U	57 63	251	A	Grand Canyon	59 54								
326	A	Utah Valley	55 53	298	A	UC Riverside	52 53								
349	H	Chicago St.	58 60	11	A	Oregon St.	50 69								

Non-Div I Games: Fresno Pacific 95 64 Westcliff 100 44 Cal St. Dom. Hills 83 74

CSU Bakersfield

Loss, Non-Conf, S Site, H Home A Away N Neutral

Average RPI Win: 245	WON-LOST	WINNING	LAST 10	STRENGTH OF	OPP. STRENGTH	TEAM	ADJ.	CONF.	ADJ CONF.
Average RPI Loss: 168	RECORD	PCT. RANK	GAMES	SCHEDULE	OF SCHEDULE	RPI	RPI	RPI	RPI
DIV. I ONLY	8- 12	236	5-5	305	122	272	272	28	28
DIV. I NON-CONF.	4- 9	250	1-2	279	23	269	269	26	26
TOTALS	RPI 1-25	RPI 26-50	W-L RECORDS	RPI 51-100	RPI 101-150	RPI 150+			
8- 12	0- 1	0- 1	OVERALL	0- 2	0- 1	8- 7			
4- 5	0- 1	0- 1	HOME	0- 1	0- 0	4- 2			
3- 6	0- 0	0- 0	AWAY	0- 1	0- 1	3- 4			
1- 1	0- 0	0- 0	NEUTRAL	0- 0	0- 0	1- 1			
4- 9	0- 1	0- 1	NON-CONFERENCE	0- 2	0- 1	4- 4			
1- 4	0- 1	0- 1	HOME	0- 1	0- 0	1- 1			
2- 4	0- 0	0- 0	AWAY	0- 1	0- 1	2- 2			
1- 1	0- 0	0- 0	NEUTRAL	0- 0	0- 0	1- 1			
4- 3	0- 0	0- 0	CONFERENCE	0- 0	0- 0	4- 3			
3- 1	0- 0	0- 0	HOME	0- 0	0- 0	3- 1			
1- 2	0- 0	0- 0	AWAY	0- 0	0- 0	1- 2			
0- 0	0- 0	0- 0	NEUTRAL	0- 0	0- 0	0- 0			

RPI 1-25				RPI 26-50				RPI 51-100				RPI 101+ Team's RPI: 272			
RPI	S	Opponent	Score	RPI	S	Opponent	Score	RPI	S	Opponent	Score	RPI	S	Opponent	Score
6	H	UCLA	44 58	45	H	Virginia	47 72	83	A	Washington St.	61 71	124	A	San Diego	40 59
								86	H	Southern California	53 69	154	H	Portland	73 64
												168	A	UC Davis	39 61
												180	H	Santa Clara	55 76
												191	H	Hawaii	58 54
												220	N	SMU	58 68
												225	A	San Francisco	61 79
												235	H	Cal St. Fullerton	63 57
												241	A	San Diego St.	74 69
												259	A	Long Beach St.	52 60
												263	A	LMU (CA)	56 54
												278	N	Indiana St.	67 59
												297	A	UC Irvine	56 51
												297	H	UC Irvine	70 62
												300	A	California Baptist	56 64
												317	H	Cal Poly	41 52
LAST 10 Division I															
317	H	Cal Poly	41 52	297	H	UC Irvine	70 62								
168	A	UC Davis	39 61	191	H	Hawaii	58 54								
297	A	UC Irvine	56 51	241	A	San Diego St.	74 69								
259	A	Long Beach St.	52 60	124	A	San Diego	40 59								
235	H	Cal St. Fullerton	63 57	180	H	Santa Clara	55 76								

Non-Div I Games: Hope Int'l 77 54

CSUN

■ Loss,
 ■ Non-Conf,
 ■ S Site,
 ■ H Home
 ■ A Away
 N Neutral

Average RPI Win:	272	WON-LOST	WINNING	LAST 10	STRENGTH OF	OPP. STRENGTH	TEAM	ADJ.	CONF.	ADJ CONF.
Average RPI Loss:	203	RECORD	PCT. RANK	GAMES	SCHEDULE	OF SCHEDULE	RPI	RPI	RPI	RPI
DIV. I ONLY	4- 13	305	2-8	262	292	317	317	28	28	
DIV. I NON-CONF.	2- 8	295	0-3	195	266	313	313	26	26	
TOTALS	RPI 1-25	RPI 26-50	W-L RECORDS	RPI 51-100	RPI 101-150	RPI 150+				
4- 13	0- 0	0- 2	OVERALL	0- 1	0- 0	4- 10				
3- 5	0- 0	0- 1	HOME	0- 1	0- 0	3- 3				
1- 8	0- 0	0- 1	AWAY	0- 0	0- 0	1- 7				
0- 0	0- 0	0- 0	NEUTRAL	0- 0	0- 0	0- 0				
2- 8	0- 0	0- 2	NON-CONFERENCE	0- 1	0- 0	2- 5				
2- 3	0- 0	0- 1	HOME	0- 1	0- 0	2- 1				
0- 5	0- 0	0- 1	AWAY	0- 0	0- 0	0- 4				
0- 0	0- 0	0- 0	NEUTRAL	0- 0	0- 0	0- 0				
2- 5	0- 0	0- 0	CONFERENCE	0- 0	0- 0	2- 5				
1- 2	0- 0	0- 0	HOME	0- 0	0- 0	1- 2				
1- 3	0- 0	0- 0	AWAY	0- 0	0- 0	1- 3				
0- 0	0- 0	0- 0	NEUTRAL	0- 0	0- 0	0- 0				

RPI S	Opponent	Score	RPI S	Opponent	Score	RPI S	Opponent	Score	RPI S	Opponent	Score	Team's RPI: 317
29	H Old Dominion	55 61	71	H Fresno St.	52 79	168	H UC Davis	36 42				
31	A Arizona St.	41 66				174	A Saint Mary's (CA)	67 84				
						212	H Lamar University	57 56				
						218	A Pepperdine	53 63				
						235	A Cal St. Fullerton	64 65				
						259	A Long Beach St.	69 72				
						265	A UC Santa Barbara	50 52				
						272	A CSUN	52 41				
						287	A Denver	66 96				
						289	A Nevada	40 71				
						297	H UC Irvine	57 68				
						298	H UC Riverside	75 70				
						305	H Sacramento St.	62 43				
						313	H Seattle U	49 72				
LAST 10 Division I												
272	A CSUN	52 41	265	A UC Santa Barbara	50 52							
235	A Cal St. Fullerton	64 65	259	A Long Beach St.	69 72							
168	H UC Davis	36 42	289	A Nevada	40 71							
298	H UC Riverside	75 70	313	H Seattle U	49 72							
297	H UC Irvine	57 68	174	A Saint Mary's (CA)	67 84							

Non-Div I Games: Holy Names 100 35

Cal Poly

■ Loss,
 ■ Non-Conf, S Site,
 ■ Home
 ■ Away
 N Neutral

Average RPI Win: 263		WON-LOST	WINNING	LAST 10	STRENGTH OF	OPP. STRENGTH	TEAM	ADJ.	CONF.	ADJ CONF.
Average RPI Loss: 226		RECORD	PCT. RANK	GAMES	SCHEDULE	OF SCHEDULE	RPI	RPI	RPI	RPI
DIV. I ONLY		11- 8	123	7-3	334	283	235	235	28	28
DIV. I NON-CONF.		8- 5	117	4-0	315	289	209	209	26	26
TOTALS		RPI 1-25	RPI 26-50	W-L RECORDS	RPI 51-100	RPI 101-150	RPI 150+			
11- 8	0- 0		0- 0	OVERALL	0- 0	1- 0	10- 8			
6- 3	0- 0		0- 0	HOME	0- 0	0- 0	6- 3			
5- 5	0- 0		0- 0	AWAY	0- 0	1- 0	4- 5			
0- 0	0- 0		0- 0	NEUTRAL	0- 0	0- 0	0- 0			
8- 5	0- 0		0- 0	NON-CONFERENCE	0- 0	1- 0	7- 5			
4- 2	0- 0		0- 0	HOME	0- 0	0- 0	4- 2			
4- 3	0- 0		0- 0	AWAY	0- 0	1- 0	3- 3			
0- 0	0- 0		0- 0	NEUTRAL	0- 0	0- 0	0- 0			
3- 3	0- 0		0- 0	CONFERENCE	0- 0	0- 0	3- 3			
2- 1	0- 0		0- 0	HOME	0- 0	0- 0	2- 1			
1- 2	0- 0		0- 0	AWAY	0- 0	0- 0	1- 2			
0- 0	0- 0		0- 0	NEUTRAL	0- 0	0- 0	0- 0			

RPI 1-25				RPI 26-50				RPI 51-100				RPI 101+				Team's RPI: 235	
RPI	S	Opponent	Score	RPI	S	Opponent	Score	RPI	S	Opponent	Score	RPI	S	Opponent	Score		
												124	A	San Diego	72	67	
												186	H	Montana	69	71	
												188	A	UNLV	64	58	
												191	A	Hawaii	72	79	
												214	H	Delaware	55	72	
												216	A	Southern Utah	63	79	
												225	A	San Francisco	63	71	
												241	A	San Diego St.	45	55	
												251	A	Grand Canyon	80	70	
												259	H	Long Beach St.	69	65	
												263	A	LMU (CA)	79	74	
												265	A	UC Santa Barbara	70	68	
												265	H	UC Santa Barbara	66	75	
												272	A	CSUN	57	63	
												294	H	Utah St.	83	62	
												300	H	California Baptist	97	93	
												313	H	Seattle U	81	63	
												315	H	Air Force	79	70	
												317	H	Cal Poly	65	64	
EAST 10 Division I																	
				317	H	Cal Poly	65 64	265	A	UC Santa Barbara	70 68						
				265	H	UC Santa Barbara	66 75	313	H	Seattle U	81 63						
				191	A	Hawaii	72 79	315	H	Air Force	79 70						
				272	A	CSUN	57 63	300	H	California Baptist	97 93						
				259	H	Long Beach St.	69 65	124	A	San Diego	72 67						

Non-Div I Games:

Cal St. Fullerton

Loss, Non-Conf, S Site, H Home A Away N Neutral

California

Through Games Of Feb. 4, 2020

Average RPI Win:	210	WON-LOST	WINNING	LAST 10	STRENGTH OF	OPP. STRENGTH	TEAM	ADJ.	CONF.	ADJ CONF.
Average RPI Loss:	53	RECORD	PCT. RANK	GAMES	SCHEDULE	OF SCHEDULE	RPI	RPI	RPI	RPI
DIV. I ONLY	9- 12	222	1-9	31	52	128	128	1	1	
DIV. I NON-CONF.	8- 3	68	0	73	227	62	62	1	1	
TOTALS	RPI 1-25	RPI 26-50	W-L RECORDS	RPI 51-100	RPI 101-150	RPI 150+				
9- 12	0- 6	1- 1	OVERALL	0- 2	1- 3	7- 0				
7- 6	0- 2	1- 1	HOME	0- 1	0- 2	6- 0				
2- 6	0- 4	0- 0	AWAY	0- 1	1- 1	1- 0				
0- 0	0- 0	0- 0	NEUTRAL	0- 0	0- 0	0- 0				
8- 3	0- 2	1- 0	NON-CONFERENCE	0- 0	0- 1	7- 0				
7- 1	0- 1	1- 0	HOME	0- 0	0- 0	6- 0				
1- 2	0- 1	0- 0	AWAY	0- 0	0- 1	1- 0				
0- 0	0- 0	0- 0	NEUTRAL	0- 0	0- 0	0- 0				
1- 9	0- 4	0- 1	CONFERENCE	0- 2	1- 2	0- 0				
0- 5	0- 1	0- 1	HOME	0- 1	0- 2	0- 0				
1- 4	0- 3	0- 0	AWAY	0- 1	1- 0	0- 0				
0- 0	0- 0	0- 0	NEUTRAL	0- 0	0- 0	0- 0				

RPI S Opponent Score	RPI S Opponent Score	RPI S Opponent Score	RPI S Opponent Score
1 A Oregon 55 105	41 H Arkansas 84 80	83 A Washington St. 66 92	104 H Utah 62 71
4 A Stanford 40 73	49 H Colorado 50 62	83 H Washington St. 75 96	125 A Harvard 53 56
4 H Stanford 65 79			133 A Washington 81 74
10 A UConn 61 72			133 H Washington 64 67
11 A Oregon St. 44 81			162 H Boston U. 73 62
24 H Kentucky 61 63			180 H Santa Clara 69 65
			241 A San Diego St. 74 48
			251 H Grand Canyon 72 53
			259 H Long Beach St. 68 45
			298 H UC Riverside 84 61
			321 H N.C. Central 90 69
LAST 10 Division I			
133 A Washington 81 74	11 A Oregon St. 44 81		
83 A Washington St. 66 92	4 H Stanford 65 79		
49 H Colorado 50 62	4 A Stanford 40 73		
104 H Utah 62 71	83 H Washington St. 75 96		
1 A Oregon 55 105	133 H Washington 64 67		

Non-Div I Games:

California

Loss, Non-Conf, S Site, H Home A Away N Neutral

Average RPI Win:	268	WON-LOST	WINNING	LAST 10	STRENGTH OF	OPP. STRENGTH	TEAM	ADJ.	CONF.	ADJ CONF.
Average RPI Loss:	233	RECORD	PCT. RANK	GAMES	SCHEDULE	OF SCHEDULE	RPI	RPI	RPI	RPI
DIV. I ONLY	8- 12	236	3-7	304	343	300	300	32	32	
DIV. I NON-CONF.	6- 6	164	1-1	230	325	231	231	32	32	
TOTALS	RPI 1-25	RPI 26-50	W-L RECORDS	RPI 51-100	RPI 101-150	RPI 150+				
8- 12	0- 1	0- 0	OVERALL	0- 0	0- 1	8- 10				
6- 4	0- 0	0- 0	HOME	0- 0	0- 0	6- 4				
2- 5	0- 0	0- 0	AWAY	0- 0	0- 0	2- 5				
0- 3	0- 1	0- 0	NEUTRAL	0- 0	0- 1	0- 1				
6- 6	0- 1	0- 0	NON-CONFERENCE	0- 0	0- 1	6- 4				
5- 1	0- 0	0- 0	HOME	0- 0	0- 0	5- 1				
1- 2	0- 0	0- 0	AWAY	0- 0	0- 0	1- 2				
0- 3	0- 1	0- 0	NEUTRAL	0- 0	0- 1	0- 1				
2- 6	0- 0	0- 0	CONFERENCE	0- 0	0- 0	2- 6				
1- 3	0- 0	0- 0	HOME	0- 0	0- 0	1- 3				
1- 3	0- 0	0- 0	AWAY	0- 0	0- 0	1- 3				
0- 0	0- 0	0- 0	NEUTRAL	0- 0	0- 0	0- 0				

RPI	S	Opponent	Score	RPI	S	Opponent	Score	RPI	S	Opponent	Score	RPI	S	Opponent	Score	Team's RPI: 300
4	N	Stanford	78 83									149	N	Houston	75 96	
												159	H	Northern Ariz.	98 79	
												200	H	CSU Bakersfield	61 66	
												231	N	Bowling Green	60 98	
												232	A	Idaho St.	74 68	
												235	A	Cal St. Fullerton	93 97	
												241	H	San Diego St.	68 80	
												249	A	UMKC	65 75	
												251	H	Grand Canyon	58 62	
												259	H	Long Beach St.	79 70	
												265	H	UC Santa Barbara	85 81	
												272	H	CSUN	64 56	
												281	H	Alabama A&M	60 55	
												298	A	UC Riverside	64 80	
												301	A	UTRGV	68 87	
												313	H	Seattle U	49 83	
												320	A	New Mexico St.	56 57	
												326	H	Utah Valley	80 67	
												349	A	Chicago St.	80 65	
LAST 10 Division I																
313	H	Seattle U	49 83	200	H	CSU Bakersfield	61 66									
326	H	Utah Valley	80 67	301	A	UTRGV	68 87									
249	A	UMKC	65 75	320	A	New Mexico St.	56 57									
349	A	Chicago St.	80 65	241	H	San Diego St.	68 80									
251	H	Grand Canyon	58 62	232	A	Idaho St.	74 68									

Non-Div I Games: Ottawa (AZ) 103 75 LIFE Pacific 93 48

California Baptist

■ Loss,
 ■ Non-Conf, S Site,
 ■ Home
 ■ Away
 N Neutral

Average RPI Win:	258	WON-LOST	WINNING	LAST 10	STRENGTH OF	OPP. STRENGTH	TEAM	ADJ.	CONF.	ADJ CONF.
Average RPI Loss:	202	RECORD	PCT. RANK	GAMES	SCHEDULE	OF SCHEDULE	RPI	RPI	RPI	RPI
DIV. I ONLY	13- 5	51	9-1	310	335	130	130	26	26	
DIV. I NON-CONF.	3- 4	201	0	292	276	234	234	28	28	
TOTALS	RPI 1-25	RPI 26-50	W-L RECORDS	RPI 51-100	RPI 101-150	RPI 150+				
13- 5	0- 0	0- 1	OVERALL	0- 1	0- 0	13- 3				
7- 0	0- 0	0- 0	HOME	0- 0	0- 0	7- 0				
6- 5	0- 0	0- 1	AWAY	0- 1	0- 0	6- 3				
0- 0	0- 0	0- 0	NEUTRAL	0- 0	0- 0	0- 0				
3- 4	0- 0	0- 1	NON-CONFERENCE	0- 1	0- 0	3- 2				
2- 0	0- 0	0- 0	HOME	0- 0	0- 0	2- 0				
1- 4	0- 0	0- 1	AWAY	0- 1	0- 0	1- 2				
0- 0	0- 0	0- 0	NEUTRAL	0- 0	0- 0	0- 0				
10- 1	0- 0	0- 0	CONFERENCE	0- 0	0- 0	10- 1				
5- 0	0- 0	0- 0	HOME	0- 0	0- 0	5- 0				
5- 1	0- 0	0- 0	AWAY	0- 0	0- 0	5- 1				
0- 0	0- 0	0- 0	NEUTRAL	0- 0	0- 0	0- 0				

RPI 1-25			RPI 26-50			RPI 51-100			RPI 101+ Team's RPI: 130		
RPI	S	Opponent	Score	RPI	S	Opponent	Score	RPI	S	Opponent	Score
				29	A	Old Dominion	44 59	92	A	Wake Forest	46 74
								151	H	UNC Greensboro	72 64
								164	A	Hampton	68 31
								196	H	High Point	73 36
								219	A	Radford	43 32
								226	H	Kennesaw St.	63 51
								242	H	Gardner-Webb	48 44
								244	A	Longwood	70 55
								254	A	UNC Asheville	52 60
								261	H	Winthrop	63 47
								309	A	Presbyterian	53 47
								312	A	Hofstra	55 58
								321	A	N.C. Central	64 67
								335	A	USC Upstate	80 72
								335	H	USC Upstate	50 38
								338	A	Western Caro.	61 40
								340	H	Charleston So.	61 36
LAST 10 Division I											
335	A	USC Upstate	80 72	164	A	Hampton	68 31				
219	A	Radford	43 32	242	H	Gardner-Webb	48 44				
340	H	Charleston So.	61 36	244	A	Longwood	70 55				
309	A	Presbyterian	53 47	254	A	UNC Asheville	52 60				
261	H	Winthrop	63 47	335	H	USC Upstate	50 38				

Non-Div I Games: St. Andrews 122 56 Bluefield Col. 65 41

Campbell

Loss, Non-Conf, S Site, H Home A Away N Neutral

Average RPI Win: 285		WON-LOST	WINNING	LAST 10	STRENGTH OF	OPP. STRENGTH	TEAM	ADJ.	CONF.	ADJ CONF.
Average RPI Loss: 213		RECORD	PCT. RANK	GAMES	SCHEDULE	OF SCHEDULE	RPI	RPI	RPI	RPI
DIV. I ONLY		2- 17	338	1-9	291	314	341	341	24	24
DIV. I NON-CONF.		1- 8	322	0	299	302	341	341	25	25
TOTALS		RPI 1-25	RPI 26-50	W-L RECORDS	RPI 51-100	RPI 101-150	RPI 150+			
2- 17	0- 0		0- 0	OVERALL	0- 4	0- 0	2- 13			
1- 6	0- 0		0- 0	HOME	0- 3	0- 0	1- 3			
1- 10	0- 0		0- 0	AWAY	0- 1	0- 0	1- 9			
0- 1	0- 0		0- 0	NEUTRAL	0- 0	0- 0	0- 1			
1- 8	0- 0		0- 0	NON-CONFERENCE	0- 2	0- 0	1- 6			
1- 2	0- 0		0- 0	HOME	0- 1	0- 0	1- 1			
0- 5	0- 0		0- 0	AWAY	0- 1	0- 0	0- 4			
0- 1	0- 0		0- 0	NEUTRAL	0- 0	0- 0	0- 1			
1- 9	0- 0		0- 0	CONFERENCE	0- 2	0- 0	1- 7			
0- 4	0- 0		0- 0	HOME	0- 2	0- 0	0- 2			
1- 5	0- 0		0- 0	AWAY	0- 0	0- 0	1- 5			
0- 0	0- 0		0- 0	NEUTRAL	0- 0	0- 0	0- 0			

RPI 1-25				RPI 26-50				RPI 51-100				RPI 101+				Team's RPI: 341	
RPI	S	Opponent	Score	RPI	S	Opponent	Score	RPI	S	Opponent	Score	RPI	S	Opponent	Score		
								81	H	Colgate	69 90	165	A	Quinnipiac	71 74		
								82	H	Marist	59 90	166	A	Toledo	65 83		
								85	H	Rider	57 70	208	A	Fairfield	70 72		
								91	A	Buffalo	55 71	217	A	Manhattan	50 68		
												227	A	Stetson	52 68		
												229	A	Youngstown St.	59 87		
												248	A	Niagara	62 81		
												277	N	Appalachian St.	57 74		
												279	A	Monmouth	71 62		
												290	A	Vermont	53 76		
												291	H	St. Bonaventure	84 82		
												307	A	Siena	43 72		
												307	H	Siena	63 68		
												311	H	Albany (NY)	53 70		
												336	H	Saint Peter's	68 86		
LAST 10 Division I																	
				307	A	Siena	43 72	208	A	Fairfield	70 72						
				248	A	Niagara	62 81	307	H	Siena	63 68						
				336	H	Saint Peter's	68 86	82	H	Marist	59 90						
				85	H	Rider	57 70	279	A	Monmouth	71 62						
				165	A	Quinnipiac	71 74	217	A	Manhattan	50 68						

Non-Div I Games:

Canisius

■ Loss, ■ Non-Conf, S Site, ■ Home ■ Away N Neutral

Central Ark.

Through Games Of Feb. 4, 2020

Average RPI Win:	289	WON-LOST	WINNING	LAST 10	STRENGTH OF	OPP. STRENGTH	TEAM	ADJ.	CONF.	ADJ CONF.
Average RPI Loss:	134	RECORD	PCT. RANK	GAMES	SCHEDULE	OF SCHEDULE	RPI	RPI	RPI	RPI
DIV. I ONLY	6- 11	255	4-6	168	281	215	215	23	23	
DIV. I NON-CONF.	1- 5	313	0	28	157	213	213	21	21	
TOTALS	RPI 1-25	RPI 26-50	W-L RECORDS	RPI 51-100	RPI 101-150	RPI 150+				
6- 11	0- 1	0- 1	OVERALL	0- 0	0- 5	6- 4				
2- 3	0- 0	0- 0	HOME	0- 0	0- 2	2- 1				
4- 8	0- 1	0- 1	AWAY	0- 0	0- 3	4- 3				
0- 0	0- 0	0- 0	NEUTRAL	0- 0	0- 0	0- 0				
1- 5	0- 1	0- 1	NON-CONFERENCE	0- 0	0- 1	1- 2				
1- 0	0- 0	0- 0	HOME	0- 0	0- 0	1- 0				
0- 5	0- 1	0- 1	AWAY	0- 0	0- 1	0- 2				
0- 0	0- 0	0- 0	NEUTRAL	0- 0	0- 0	0- 0				
5- 6	0- 0	0- 0	CONFERENCE	0- 0	0- 4	5- 2				
1- 3	0- 0	0- 0	HOME	0- 0	0- 2	1- 1				
4- 3	0- 0	0- 0	AWAY	0- 0	0- 2	4- 1				
0- 0	0- 0	0- 0	NEUTRAL	0- 0	0- 0	0- 0				

RPI 1-25				RPI 26-50				RPI 51-100				RPI 101+ Team's RPI: 215			
RPI	S	Opponent	Score	RPI	S	Opponent	Score	RPI	S	Opponent	Score	RPI	S	Opponent	Score
18	A	Texas A&M	46 76	44	A	Tennessee	36 63					114	A	SFA	41 102
												120	H	Abilene Christian	64 74
												123	A	A&M-Corpus Christi	47 67
												142	H	Sam Houston St.	54 72
												145	A	Tulane	38 65
												157	H	New Orleans	37 49
												160	H	Jackson St.	57 54
												177	A	Little Rock	48 63
												210	A	Northern Ky.	56 72
												223	A	Southeastern La.	42 63
												288	A	Nicholls St.	53 46
												303	A	Incarinate Word	47 37
												310	H	Houston Baptist	63 39
												333	A	McNeese	70 57
												342	A	Northwestern St.	51 44
LAST 10 Division I															
342	A	Northwestern St.	51 44	142	H	Sam Houston St.	54 72								
223	A	Southeastern La.	42 63	157	H	New Orleans	37 49								
120	H	Abilene Christian	64 74	333	A	McNeese	70 57								
288	A	Nicholls St.	53 46	310	H	Houston Baptist	63 39								
114	A	SFA	41 102	123	A	A&M-Corpus Christi	47 67								

Non-Div I Games: Hendrix 104 28 Central Baptist 66 43 Crowley's Ridge 82 26

Central Ark.

Loss, Non-Conf, S Site, H Home A Away N Neutral

Average RPI Win:	314	WON-LOST	WINNING	LAST 10	STRENGTH OF	OPP. STRENGTH	TEAM	ADJ.	CONF.	ADJ CONF.
Average RPI Loss:	213	RECORD	PCT. RANK	GAMES	SCHEDULE	OF SCHEDULE	RPI	RPI	RPI	RPI
DIV. I ONLY	2- 20	344	1-9	294	331	344	344	30	30	
DIV. I NON-CONF.	1- 10	329	0	280	259	330	330	29	29	
TOTALS	RPI 1-25	RPI 26-50	W-L RECORDS	RPI 51-100	RPI 101-150	RPI 150+				
2- 20	0- 1	0- 0	OVERALL	0- 2	0- 3	2- 14				
1- 7	0- 0	0- 0	HOME	0- 0	0- 1	1- 6				
1- 13	0- 1	0- 0	AWAY	0- 2	0- 2	1- 8				
0- 0	0- 0	0- 0	NEUTRAL	0- 0	0- 0	0- 0				
1- 10	0- 1	0- 0	NON-CONFERENCE	0- 2	0- 1	1- 6				
0- 3	0- 0	0- 0	HOME	0- 0	0- 0	0- 3				
1- 7	0- 1	0- 0	AWAY	0- 2	0- 1	1- 3				
0- 0	0- 0	0- 0	NEUTRAL	0- 0	0- 0	0- 0				
1- 10	0- 0	0- 0	CONFERENCE	0- 0	0- 2	1- 8				
1- 4	0- 0	0- 0	HOME	0- 0	0- 1	1- 3				
0- 6	0- 0	0- 0	AWAY	0- 0	0- 1	0- 5				
0- 0	0- 0	0- 0	NEUTRAL	0- 0	0- 0	0- 0				

RPI 1-25				RPI 26-50				RPI 51-100				RPI 101+ Team's RPI: 344			
RPI	S	Opponent	Score	RPI	S	Opponent	Score	RPI	S	Opponent	Score	RPI	S	Opponent	Score
25	A	FGCU	60 94					91	A	Buffalo	56 61	136	A	Lehigh	51 70
								99	A	Duquesne	33 72	150	A	Robert Morris	42 80
												150	H	Robert Morris	56 86
												181	A	Fla. Atlantic	54 72
												202	H	UMass Lowell	54 56
												206	H	Merrimack	56 65
												213	A	Mt. St. Mary's	64 72
												224	H	Brown	73 83
												255	A	Saint Francis (PA)	68 72
												255	H	Saint Francis (PA)	52 64
												268	A	Pittsburgh	73 81
												270	A	New Hampshire	59 70
												283	H	Wagner	66 63
												284	A	Sacred Heart	58 66
												284	H	Sacred Heart	52 54
												311	H	Albany (NY)	63 73
												322	A	Fairleigh Dickinson	47 66
												334	A	LIU Brooklyn	61 63
												345	A	Hartford	61 54
LAST 10 Division I															
255	A	Saint Francis (PA)	68 72	213	A	Mt. St. Mary's	64 72								
150	A	Robert Morris	42 80	334	A	LIU Brooklyn	61 63								
284	H	Sacred Heart	52 54	206	H	Merrimack	56 65								
283	H	Wagner	66 63	284	A	Sacred Heart	58 66								
322	A	Fairleigh Dickinson	47 66	255	H	Saint Francis (PA)	52 64								

Non-Div I Games:

Central Conn. St.

■ Loss,
 ■ Non-Conf, S Site,
 ■ Home
 ■ Away
 N Neutral

Average RPI Win:	136	WON-LOST	WINNING	LAST 10	STRENGTH OF	OPP. STRENGTH	TEAM	ADJ.	CONF.	ADJ CONF.
Average RPI Loss:	58	RECORD	PCT. RANK	GAMES	SCHEDULE	OF SCHEDULE	RPI	RPI	RPI	RPI
DIV. I ONLY	16- 4	31	9-1	16	111	17	17	10	10	
DIV. I NON-CONF.	7- 4	100	0-1	17	79	31	31	10	10	
TOTALS	RPI 1-25	RPI 26-50	W-L RECORDS	RPI 51-100	RPI 101-150	RPI 150+				
16- 4	0- 1	0- 1	OVERALL	7- 1	2- 1	7- 0				
8- 1	0- 0	0- 0	HOME	4- 0	1- 1	3- 0				
8- 3	0- 1	0- 1	AWAY	3- 1	1- 0	4- 0				
0- 0	0- 0	0- 0	NEUTRAL	0- 0	0- 0	0- 0				
7- 4	0- 1	0- 1	NON-CONFERENCE	3- 1	2- 1	2- 0				
4- 1	0- 0	0- 0	HOME	2- 0	1- 1	1- 0				
3- 3	0- 1	0- 1	AWAY	1- 1	1- 0	1- 0				
0- 0	0- 0	0- 0	NEUTRAL	0- 0	0- 0	0- 0				
9- 0	0- 0	0- 0	CONFERENCE	4- 0	0- 0	5- 0				
4- 0	0- 0	0- 0	HOME	2- 0	0- 0	2- 0				
5- 0	0- 0	0- 0	AWAY	2- 0	0- 0	3- 0				
0- 0	0- 0	0- 0	NEUTRAL	0- 0	0- 0	0- 0				

RPI 1-25				RPI 26-50				RPI 51-100				RPI 101+			
RPI	S	Opponent	Score	RPI	S	Opponent	Score	RPI	S	Opponent	Score	RPI	S	Opponent	Score
3	A	Louisville	63 76	32	A	Western Ky.	58 93	62	A	UCF	58 64	129	H	Northeastern	79 63
								66	A	South Dakota St.	79 74	135	H	Green Bay	105 111
								67	A	Ohio	73 71	147	A	Bethune-Cookman	92 67
								67	H	Ohio	92 90	155	A	Western Mich.	80 70
								77	H	Ball St.	66 39	166	H	Toledo	73 66
								78	H	Dayton	81 80	169	A	Eastern Mich.	89 82
								82	H	Marist	77 54	173	H	Miami (OH)	76 70
								91	A	Buffalo	98 93	198	A	Akron	77 72
												234	H	Iona	70 50
												280	A	Oakland	65 47
LAST 10 Division I															
		67	H	Ohio			92 90			77	H	Ball St.			66 39
		91	A	Buffalo			98 93			173	H	Miami (OH)			76 70
		166	H	Toledo			73 66			67	A	Ohio			73 71
		169	A	Eastern Mich.			89 82			198	A	Akron			77 72
		155	A	Western Mich.			80 70			62	A	UCF			58 64

Non-Div I Games:

Central Mich.

Charleston So.

Through Games Of Feb. 4, 2020

Average RPI Win:	254	WON-LOST	WINNING	LAST 10	STRENGTH OF	OPP. STRENGTH	TEAM	ADJ.	CONF.	ADJ CONF.
Average RPI Loss:	220	RECORD	PCT. RANK	GAMES	SCHEDULE	OF SCHEDULE	RPI	RPI	RPI	RPI
DIV. I ONLY	1- 18	346	1-9	231	348	340	340	26	26	
DIV. I NON-CONF.	0- 7	338	0	186	342	339	339	28	28	
TOTALS	RPI 1-25	RPI 26-50	W-L RECORDS	RPI 51-100	RPI 101-150	RPI 150+				
1- 18	0- 1	0- 0	OVERALL	0- 1	0- 2	1- 14				
0- 9	0- 0	0- 0	HOME	0- 0	0- 1	0- 8				
1- 9	0- 1	0- 0	AWAY	0- 1	0- 1	1- 6				
0- 0	0- 0	0- 0	NEUTRAL	0- 0	0- 0	0- 0				
0- 7	0- 1	0- 0	NON-CONFERENCE	0- 1	0- 1	0- 4				
0- 4	0- 0	0- 0	HOME	0- 0	0- 1	0- 3				
0- 3	0- 1	0- 0	AWAY	0- 1	0- 0	0- 1				
0- 0	0- 0	0- 0	NEUTRAL	0- 0	0- 0	0- 0				
1- 11	0- 0	0- 0	CONFERENCE	0- 0	0- 1	1- 10				
0- 5	0- 0	0- 0	HOME	0- 0	0- 0	0- 5				
1- 6	0- 0	0- 0	AWAY	0- 0	0- 1	1- 5				
0- 0	0- 0	0- 0	NEUTRAL	0- 0	0- 0	0- 0				

RPI S	Opponent	Score	RPI S	Opponent	Score	RPI S	Opponent	Score	RPI S	Opponent	Score	Team's RPI: 340
23	A Florida St.	36 88				58	A North Carolina	54 85	130	A Campbell	36 61	
									147	H Bethune-Cookman	41 81	
									164	H Hampton	59 64	
									196	H High Point	70 84	
									201	H North Dakota	57 73	
									219	A Radford	35 72	
									242	A Gardner-Webb	45 67	
									242	H Gardner-Webb	52 79	
									244	A Longwood	64 84	
									247	H Col. of Charleston	70 79	
									254	A UNC Asheville	60 48	
									261	A Winthrop	46 56	
									261	H Winthrop	53 58	
									309	H Presbyterian	46 67	
									335	A USC Upstate	53 70	
									338	A Western Caro.	64 69	
									350	H South Carolina St.	75 81	
LAST 10 Division I												
261	A Winthrop	46 56	164	H Hampton	59 64							
242	A Gardner-Webb	45 67	254	A UNC Asheville	60 48							
309	H Presbyterian	46 67	196	H High Point	70 84							
261	H Winthrop	53 58	244	A Longwood	64 84							
130	A Campbell	36 61	219	A Radford	35 72							

Non-Div I Games: Columbia (SC) 76 59 Virginia-Lynchburg 92 55

Charleston So.

Loss, Non-Conf, S Site, H Home A Away N Neutral

Average RPI Win:	189	WON-LOST	WINNING	LAST 10	STRENGTH OF	OPP. STRENGTH	TEAM	ADJ.	CONF.	ADJ CONF.
Average RPI Loss:	73	RECORD	PCT. RANK	GAMES	SCHEDULE	OF SCHEDULE	RPI	RPI	RPI	RPI
DIV. I ONLY	14- 6	59	6-4	131	97	68	68	13	13	
DIV. I NON-CONF.	9- 2	38	1-0	180	66	57	57	14	14	
TOTALS	RPI 1-25	RPI 26-50	W-L RECORDS	RPI 51-100	RPI 101-150	RPI 150+				
14- 6	0- 1	0- 2	OVERALL	3- 1	3- 1	8- 1				
7- 2	0- 0	0- 1	HOME	0- 0	1- 1	6- 0				
5- 4	0- 1	0- 1	AWAY	2- 1	1- 0	2- 1				
2- 0	0- 0	0- 0	NEUTRAL	1- 0	1- 0	0- 0				
9- 2	0- 1	0- 0	NON-CONFERENCE	3- 0	2- 1	4- 0				
4- 1	0- 0	0- 0	HOME	0- 0	1- 1	3- 0				
3- 1	0- 1	0- 0	AWAY	2- 0	0- 0	1- 0				
2- 0	0- 0	0- 0	NEUTRAL	1- 0	1- 0	0- 0				
5- 4	0- 0	0- 2	CONFERENCE	0- 1	1- 0	4- 1				
3- 1	0- 0	0- 1	HOME	0- 0	0- 0	3- 0				
2- 3	0- 0	0- 1	AWAY	0- 1	1- 0	1- 1				
0- 0	0- 0	0- 0	NEUTRAL	0- 0	0- 0	0- 0				

RPI S	Opponent	Score	RPI S	Opponent	Score	RPI S	Opponent	Score	RPI S	Opponent	Score
24	A Kentucky	39 86	29	A Old Dominion	51 54	59	A Middle Tenn.	59 83	109	A UAB	83 75
			32	H Western Ky.	56 60	61	N Boston College	84 68	115	H Fordham	51 76
						92	A Wake Forest	77 65	131	H Richmond	78 59
						95	A Davidson	75 64	145	N Tulane	60 56
									181	A Fla. Atlantic	44 65
									192	H Southern Miss.	63 59
									214	H Delaware	61 57
									236	H Louisiana Tech	55 37
									242	H Gardner-Webb	74 49
									258	H Marshall	52 46
									269	A East Carolina	59 47
									282	A FIU	64 50
									324	H UMES	64 44
LAST 10 Division I											
192	H Southern Miss.	63 59	258	H Marshall	52 46						
236	H Louisiana Tech	55 37	29	A Old Dominion	51 54						
282	A FIU	64 50	59	A Middle Tenn.	59 83						
181	A Fla. Atlantic	44 65	109	A UAB	83 75						
32	H Western Ky.	56 60	324	H UMES	64 44						

Non-Div I Games:

Charlotte

Chattanooga

Through Games Of Feb. 4, 2020

Average RPI Win:	235	WON-LOST	WINNING	LAST 10	STRENGTH OF	OPP. STRENGTH	TEAM	ADJ.	CONF.	ADJ CONF.
Average RPI Loss:	122	RECORD	PCT. RANK	GAMES	SCHEDULE	OF SCHEDULE	RPI	RPI	RPI	RPI
DIV. I ONLY	5- 16	301	4-6	70	153	221	221	25	25	
DIV. I NON-CONF.	1- 13	337	0-3	15	93	215	215	24	24	
TOTALS	RPI 1-25	RPI 26-50	W-L RECORDS	RPI 51-100	RPI 101-150	RPI 150+				
5- 16	0- 2	0- 1	OVERALL	0- 6	1- 1	4- 6				
2- 6	0- 0	0- 1	HOME	0- 2	0- 0	2- 3				
3- 10	0- 2	0- 0	AWAY	0- 4	1- 1	2- 3				
0- 0	0- 0	0- 0	NEUTRAL	0- 0	0- 0	0- 0				
1- 13	0- 2	0- 1	NON-CONFERENCE	0- 6	1- 0	0- 4				
0- 6	0- 0	0- 1	HOME	0- 2	0- 0	0- 3				
1- 7	0- 2	0- 0	AWAY	0- 4	1- 0	0- 1				
0- 0	0- 0	0- 0	NEUTRAL	0- 0	0- 0	0- 0				
4- 3	0- 0	0- 0	CONFERENCE	0- 0	0- 1	4- 2				
2- 0	0- 0	0- 0	HOME	0- 0	0- 0	2- 0				
2- 3	0- 0	0- 0	AWAY	0- 0	0- 1	2- 2				
0- 0	0- 0	0- 0	NEUTRAL	0- 0	0- 0	0- 0				

RPI S	Opponent	Score	RPI S	Opponent	Score	RPI S	Opponent	Score	RPI S	Opponent	Score	Team's RPI: 221
3	A Louisville	37 86	33	H Purdue	34 66	63	A Belmont	50 63	107	A Liberty	71 54	
15	A NC State	38 74				64	H Troy	51 90	146	A Samford	46 60	
						66	A South Dakota St.	56 71	151	A UNC Greensboro	41 49	
						67	H Ohio	58 70	164	H Hampton	55 84	
						69	A UT Martin	51 78	195	H Austin Peay	49 50	
						89	A Cincinnati	53 72	197	H Furman	60 52	
									222	H Northern Colo.	42 59	
									260	A ETSU	91 82	
									271	H Wofford	80 76	
									276	A Eastern Ky.	65 71	
									331	A Mercer	48 55	
									338	A Western Caro.	59 52	
LAST 10 Division I												
260	A ETSU	91 82	151	A UNC Greensboro	41 49							
331	A Mercer	48 55	338	A Western Caro.	59 52							
146	A Samford	46 60	67	H Ohio	58 70							
197	H Furman	60 52	15	A NC State	38 74							
271	H Wofford	80 76	64	H Troy	51 90							

Non-Div I Games:

Chattanooga

Loss, Non-Conf, S Site, H Home A Away N Neutral

Average RPI Win:	200	WON-LOST	WINNING	LAST 10	STRENGTH OF	OPP. STRENGTH	TEAM	ADJ.	CONF.	ADJ CONF.
Average RPI Loss:	231	RECORD	PCT. RANK	GAMES	SCHEDULE	OF SCHEDULE	RPI	RPI	RPI	RPI
DIV. I ONLY	1- 20	348	1-9	313	318	349	349	32	32	
DIV. I NON-CONF.	0- 13	338	0-2	275	260	343	343	32	32	
TOTALS	RPI 1-25	RPI 26-50	W-L RECORDS	RPI 51-100	RPI 101-150	RPI 150+				
1- 20	0- 0	0- 1	OVERALL	0- 0	0- 3	1- 16				
0- 9	0- 0	0- 1	HOME	0- 0	0- 2	0- 6				
1- 10	0- 0	0- 0	AWAY	0- 0	0- 1	1- 9				
0- 1	0- 0	0- 0	NEUTRAL	0- 0	0- 0	0- 1				
0- 13	0- 0	0- 1	NON-CONFERENCE	0- 0	0- 3	0- 9				
0- 6	0- 0	0- 1	HOME	0- 0	0- 2	0- 3				
0- 6	0- 0	0- 0	AWAY	0- 0	0- 1	0- 5				
0- 1	0- 0	0- 0	NEUTRAL	0- 0	0- 0	0- 1				
1- 7	0- 0	0- 0	CONFERENCE	0- 0	0- 0	1- 7				
0- 3	0- 0	0- 0	HOME	0- 0	0- 0	0- 3				
1- 4	0- 0	0- 0	AWAY	0- 0	0- 0	1- 4				
0- 0	0- 0	0- 0	NEUTRAL	0- 0	0- 0	0- 0				

RPI 1-25	RPI 26-50	RPI 51-100	RPI 101+	Team's RPI: 349
RPI S Opponent Score	RPI S Opponent Score	RPI S Opponent Score	RPI S Opponent Score	
	26 H Arizona 50 82		110 A UT Arlington 53 84	
			118 H Loyola Chicago 53 98	
			135 H Green Bay 46 102	
			155 A Western Mich. 69 90	
			158 A Valparaiso 49 95	
			160 A Illinois 66 96	
			200 A CSU Bakersfield 60 58	
			211 H Western Ill. 78 88	
			249 A UMKC 57 73	
			251 A Grand Canyon 49 69	
			265 N UC Santa Barbara 65 96	
			280 H Oakland 70 98	
			289 A Nevada 60 80	
			300 H California Baptist 65 80	
			301 H UTRGV 67 87	
			313 A Seattle U 51 80	
			320 H New Mexico St. 60 73	
			325 A Evansville 42 76	
			326 A Utah Valley 58 89	
			337 H UIC 61 73	
LAST 10 Division I				
249 A UMKC 57 73	320 H New Mexico St. 60 73			
300 H California Baptist 65 80	313 A Seattle U 51 80			
200 A CSU Bakersfield 60 58	326 A Utah Valley 58 89			
251 A Grand Canyon 49 69	158 A Valparaiso 49 95			
301 H UTRGV 67 87	325 A Evansville 42 76			

Non-Div I Games:

Chicago St.

■ Loss,
■ Non-Conf,
■ S Site,
■ H Home
■ A Away
N Neutral

Average RPI Win: 166	WON-LOST	WINNING	LAST 10	STRENGTH OF	OPP. STRENGTH	TEAM	ADJ.	CONF.	ADJ CONF.
Average RPI Loss: 63	RECORD	PCT. RANK	GAMES	SCHEDULE	OF SCHEDULE	RPI	RPI	RPI	RPI
DIV. I ONLY	14- 7	76	7-3	129	35	89	89	9	9
DIV. I NON-CONF.	9- 4	84	2-0	247	27	155	155	9	9
TOTALS	RPI 1-25	RPI 26-50	W-L RECORDS	RPI 51-100	RPI 101-150	RPI 150+			
14- 7	0- 2	0- 1	OVERALL	4- 3	3- 1	7- 0			
11- 2	0- 0	0- 1	HOME	4- 1	2- 0	5- 0			
3- 3	0- 1	0- 0	AWAY	0- 1	1- 1	2- 0			
0- 2	0- 1	0- 0	NEUTRAL	0- 1	0- 0	0- 0			
9- 4	0- 1	0- 1	NON-CONFERENCE	1- 2	2- 0	6- 0			
7- 2	0- 0	0- 1	HOME	1- 1	1- 0	5- 0			
2- 0	0- 0	0- 0	AWAY	0- 0	1- 0	1- 0			
0- 2	0- 1	0- 0	NEUTRAL	0- 1	0- 0	0- 0			
5- 3	0- 1	0- 0	CONFERENCE	3- 1	1- 1	1- 0			
4- 0	0- 0	0- 0	HOME	3- 0	1- 0	0- 0			
1- 3	0- 1	0- 0	AWAY	0- 1	0- 1	1- 0			
0- 0	0- 0	0- 0	NEUTRAL	0- 0	0- 0	0- 0			

RPI 1-25				RPI 26-50				RPI 51-100				RPI 101+			
RPI	S	Opponent	Score	RPI	S	Opponent	Score	RPI	S	Opponent	Score	RPI	S	Opponent	Score
10	A	UConn	50 80	27	H	Ohio St.	73 78	54	H	Temple	86 81	104	H	Utah	68 62
12	N	Iowa	61 69					62	H	UCF	81 64	106	A	VCU	58 56
								74	N	Bucknell	48 56	145	A	Tulane	59 64
								77	H	Ball St.	63 56	149	H	Houston	85 66
								80	A	South Fla.	68 76	170	A	Memphis	73 66
								80	H	South Fla.	60 55	173	H	Miami (OH)	98 68
								90	H	Saint Louis	50 60	221	H	Chattanooga	72 53
												239	A	Xavier	85 78
												268	H	Pittsburgh	69 53
												281	H	Alabama A&M	62 47
												343	H	Coppin St.	86 40
LAST 10 Division I															
80	H	South Fla.	60 55	62	H	UCF	81 64								
10	A	UConn	50 80	170	A	Memphis	73 66								
54	H	Temple	86 81	80	A	South Fla.	68 76								
149	H	Houston	85 66	343	H	Coppin St.	86 40								
145	A	Tulane	59 64	268	H	Pittsburgh	69 53								

Non-Div I Games:

Cincinnati

■ Loss,
■ Non-Conf,
■ S Site,
■ H Home
■ A Away
N Neutral

Average RPI Win:	228	WON-LOST	WINNING	LAST 10	STRENGTH OF	OPP. STRENGTH	TEAM	ADJ.	CONF.	ADJ CONF.
Average RPI Loss:	72	RECORD	PCT. RANK	GAMES	SCHEDULE	OF SCHEDULE	RPI	RPI	RPI	RPI
DIV. I ONLY	7- 15	271	3-7	50	61	178	178	5	5	
DIV. I NON-CONF.	4- 7	225	0	145	161	230	230	3	3	
TOTALS	RPI 1-25	RPI 26-50	W-L RECORDS	RPI 51-100	RPI 101-150	RPI 150+				
7- 15	0- 6	1- 1	OVERALL	0- 5	1- 1	5- 2				
4- 7	0- 4	1- 0	HOME	0- 1	0- 1	3- 1				
2- 7	0- 1	0- 1	AWAY	0- 4	1- 0	1- 1				
1- 1	0- 1	0- 0	NEUTRAL	0- 0	0- 0	1- 0				
4- 7	0- 3	0- 0	NON-CONFERENCE	0- 1	0- 1	4- 2				
2- 4	0- 1	0- 0	HOME	0- 1	0- 1	2- 1				
1- 2	0- 1	0- 0	AWAY	0- 0	0- 0	1- 1				
1- 1	0- 1	0- 0	NEUTRAL	0- 0	0- 0	1- 0				
3- 8	0- 3	1- 1	CONFERENCE	0- 4	1- 0	1- 0				
2- 3	0- 3	1- 0	HOME	0- 0	0- 0	1- 0				
1- 5	0- 0	0- 1	AWAY	0- 4	1- 0	0- 0				
0- 0	0- 0	0- 0	NEUTRAL	0- 0	0- 0	0- 0				

RPI 1-25				RPI 26-50				RPI 51-100				RPI 101+ Team's RPI: 178			
RPI	S	Opponent	Score	RPI	S	Opponent	Score	RPI	S	Opponent	Score	RPI	S	Opponent	Score
2	H	South Carolina	48 84	34	A	Virginia Tech	50 71	58	A	North Carolina	72 86	105	A	Notre Dame	71 55
3	H	Louisville	50 75	42	H	Duke	62 58	60	A	Miami (FL)	64 68	134	H	N.C. A&T	74 82
8	N	Maryland	44 63					72	H	Alabama	54 67	190	A	Penn St.	55 68
12	A	Iowa	60 74					87	A	Georgia Tech	47 49	197	H	Furman	77 71
15	H	NC State	60 79					92	A	Wake Forest	58 63	268	H	Pittsburgh	75 67
23	H	Florida St.	64 81									292	H	Navy	52 65
												318	N	Alcorn	77 46
												331	A	Mercer	65 61
												332	H	Alabama St.	76 43
LAST 10 Division I															
58	A	North Carolina	72 86	268	H	Pittsburgh	75 67								
15	H	NC State	60 79	87	A	Georgia Tech	47 49								
34	A	Virginia Tech	50 71	92	A	Wake Forest	58 63								
60	A	Miami (FL)	64 68	3	H	Louisville	50 75								
42	H	Duke	62 58	105	A	Notre Dame	71 55								

Non-Div I Games:

Clemson

■ Loss,
■ Non-Conf, S Site,
■ Home
■ Away
N Neutral

Average RPI Win:	280	WON-LOST	WINNING	LAST 10	STRENGTH OF	OPP. STRENGTH	TEAM	ADJ.	CONF.	ADJ CONF.
Average RPI Loss:	167	RECORD	PCT. RANK	GAMES	SCHEDULE	OF SCHEDULE	RPI	RPI	RPI	RPI
DIV. I ONLY	14- 6	59	5-5	348	231	194	194	22	22	
DIV. I NON-CONF.	8- 1	26	0	350	213	170	170	19	19	
TOTALS	RPI 1-25	RPI 26-50	W-L RECORDS	RPI 51-100	RPI 101-150	RPI 150+				
14- 6	0- 0	0- 0	OVERALL	0- 2	0- 1	14- 3				
4- 2	0- 0	0- 0	HOME	0- 1	0- 1	4- 0				
10- 4	0- 0	0- 0	AWAY	0- 1	0- 0	10- 3				
0- 0	0- 0	0- 0	NEUTRAL	0- 0	0- 0	0- 0				
8- 1	0- 0	0- 0	NON-CONFERENCE	0- 0	0- 0	8- 1				
1- 0	0- 0	0- 0	HOME	0- 0	0- 0	1- 0				
7- 1	0- 0	0- 0	AWAY	0- 0	0- 0	7- 1				
0- 0	0- 0	0- 0	NEUTRAL	0- 0	0- 0	0- 0				
6- 5	0- 0	0- 0	CONFERENCE	0- 2	0- 1	6- 2				
3- 2	0- 0	0- 0	HOME	0- 1	0- 1	3- 0				
3- 3	0- 0	0- 0	AWAY	0- 1	0- 0	3- 2				
0- 0	0- 0	0- 0	NEUTRAL	0- 0	0- 0	0- 0				

RPI S	Opponent	Score	RPI S	Opponent	Score	RPI S	Opponent	Score	RPI S	Opponent	Score	Team's RPI: 194
						53	A IUPUI	48 58	135	H Green Bay	54 74	
						53	H IUPUI	53 78	198	H Akron	66 62	
									199	A Wright St.	62 78	
									210	A Northern Ky.	73 68	
									229	H Youngstown St.	60 52	
									231	A Bowling Green	62 89	
									240	H Milwaukee	58 49	
									260	A ETSU	62 54	
									262	A Delaware St.	57 49	
									280	A Oakland	79 58	
									291	A St. Bonaventure	65 62	
									293	A Omaha	79 66	
									312	A Hofstra	61 51	
									329	A Detroit Mercy	59 70	
									334	A LIU Brooklyn	79 49	
									337	A UIC	83 43	
									337	H UIC	84 44	
									338	A Western Caro.	68 61	
LAST 10 Division I												
			337	A UIC	83 43		329	A Detroit Mercy	59 70			
			53	A IUPUI	48 58		229	H Youngstown St.	60 52			
			135	H Green Bay	54 74		210	A Northern Ky.	73 68			
			240	H Milwaukee	58 49		199	A Wright St.	62 78			
			280	A Oakland	79 58		53	H IUPUI	53 78			

Non-Div I Games: Davis & Elkins 110 41 Lake Erie 95 49

Cleveland St.

Loss, Non-Conf, S Site, H Home A Away N Neutral

Average RPI Win:	253	WON-LOST	WINNING	LAST 10	STRENGTH OF	OPP. STRENGTH	TEAM	ADJ.	CONF.	ADJ CONF.
Average RPI Loss:	133	RECORD	PCT. RANK	GAMES	SCHEDULE	OF SCHEDULE	RPI	RPI	RPI	RPI
DIV. I ONLY	15- 3	21	8-2	335	225	126	126	21	21	
DIV. I NON-CONF.	8- 1	26	1-0	344	275	161	161	20	20	
TOTALS	RPI 1-25	RPI 26-50	W-L RECORDS	RPI 51-100	RPI 101-150	RPI 150+				
15- 3	0- 0	0- 0	OVERALL	0- 1	1- 1	14- 1				
8- 1	0- 0	0- 0	HOME	0- 0	1- 1	7- 0				
6- 2	0- 0	0- 0	AWAY	0- 1	0- 0	6- 1				
1- 0	0- 0	0- 0	NEUTRAL	0- 0	0- 0	1- 0				
8- 1	0- 0	0- 0	NON-CONFERENCE	0- 0	0- 1	8- 0				
4- 1	0- 0	0- 0	HOME	0- 0	0- 1	4- 0				
3- 0	0- 0	0- 0	AWAY	0- 0	0- 0	3- 0				
1- 0	0- 0	0- 0	NEUTRAL	0- 0	0- 0	1- 0				
7- 2	0- 0	0- 0	CONFERENCE	0- 1	1- 0	6- 1				
4- 0	0- 0	0- 0	HOME	0- 0	1- 0	3- 0				
3- 2	0- 0	0- 0	AWAY	0- 1	0- 0	3- 1				
0- 0	0- 0	0- 0	NEUTRAL	0- 0	0- 0	0- 0				

RPI S	Opponent	Score	RPI S	Opponent	Score	RPI S	Opponent	Score	RPI S	Opponent	Score	Team's RPI: 126
						64	A Troy	77 84				
									110	H UT Arlington	62 56	
									131	H Richmond	67 79	
									151	H UNC Greensboro	63 54	
									153	N Elon	76 65	
									177	A Little Rock	68 48	
									203	A Arkansas St.	61 63	
									237	H George Mason	74 59	
									252	A South Alabama	71 62	
									256	A UNCW	62 43	
									271	A Wofford	78 73	
									275	H Texas St.	75 67	
									277	A Appalachian St.	80 53	
									295	H Ga. Southern	66 59	
									319	H Ark.-Pine Bluff	76 69	
									327	H Georgia St.	87 45	
									338	A Western Caro.	66 43	
									350	H South Carolina St.	85 44	
LAST 10 Division I												
			327	H Georgia St.	87 45				110	H UT Arlington	62 56	
			295	H Ga. Southern	66 59				275	H Texas St.	75 67	
			203	A Arkansas St.	61 63				252	A South Alabama	71 62	
			277	A Appalachian St.	80 53				64	A Troy	77 84	
			177	A Little Rock	68 48				350	H South Carolina St.	85 44	

Non-Div I Games: UNC Pembroke 86 44 Wesleyan (GA) 132 32

Coastal Caro.

■ Loss,
 ■ Non-Conf, S Site,
 ■ Home
 ■ Away
 N Neutral

Average RPI Win:	265	WON-LOST	WINNING	LAST 10	STRENGTH OF	OPP. STRENGTH	TEAM	ADJ.	CONF.	ADJ CONF.
Average RPI Loss:	161	RECORD	PCT. RANK	GAMES	SCHEDULE	OF SCHEDULE	RPI	RPI	RPI	RPI
DIV. I ONLY	10- 9	161	5-5	331	230	247	247	14	14	
DIV. I NON-CONF.	6- 4	123	1-0	347	336	268	268	13	13	
TOTALS	RPI 1-25	RPI 26-50	W-L RECORDS	RPI 51-100	RPI 101-150	RPI 150+				
10- 9	0- 0	0- 1	OVERALL	1- 1	0- 2	9- 5				
5- 4	0- 0	0- 1	HOME	1- 0	0- 0	4- 3				
5- 5	0- 0	0- 0	AWAY	0- 1	0- 2	5- 2				
0- 0	0- 0	0- 0	NEUTRAL	0- 0	0- 0	0- 0				
6- 4	0- 0	0- 0	NON-CONFERENCE	0- 1	0- 0	6- 3				
2- 2	0- 0	0- 0	HOME	0- 0	0- 0	2- 2				
4- 2	0- 0	0- 0	AWAY	0- 1	0- 0	4- 1				
0- 0	0- 0	0- 0	NEUTRAL	0- 0	0- 0	0- 0				
4- 5	0- 0	0- 1	CONFERENCE	1- 0	0- 2	3- 2				
3- 2	0- 0	0- 1	HOME	1- 0	0- 0	2- 1				
1- 3	0- 0	0- 0	AWAY	0- 0	0- 2	1- 1				
0- 0	0- 0	0- 0	NEUTRAL	0- 0	0- 0	0- 0				

RPI S	Opponent	Score	RPI S	Opponent	Score	RPI S	Opponent	Score	RPI S	Opponent	Score	Team's RPI: 247
43	H James Madison	53 87	57	H Drexel	73 59	129	A Northeastern	68 72	143	A William & Mary	60 85	
			92	A Wake Forest	50 106	151	H UNC Greensboro	56 69	153	A Elon	48 90	
						193	H Towson	62 79	196	A High Point	79 70	
						214	H Delaware	84 73	237	H George Mason	61 72	
						256	H UNCW	67 63	261	A Winthrop	84 73	
						309	A Presbyterian	54 58	312	A Hofstra	63 60	
						321	H N.C. Central	85 78	338	H Western Caro.	73 62	
						340	A Charleston So.	79 70	350	A South Carolina St.	76 55	
LAST 10 Division I												
312	A Hofstra	63 60	143	A William & Mary	60 85							
129	A Northeastern	68 72	153	A Elon	48 90							
256	H UNCW	67 63	214	H Delaware	84 73							
43	H James Madison	53 87	57	H Drexel	73 59							
193	H Towson	62 79	338	H Western Caro.	73 62							

Non-Div I Games: Coker 82 57

Col. of Charleston

■ Loss,
 ■ Non-Conf, S Site,
 ■ Home
 ■ Away
 N Neutral

Average RPI Win: 223	WON-LOST	WINNING	LAST 10	STRENGTH OF	OPP. STRENGTH	TEAM	ADJ.	CONF.	ADJ CONF.
Average RPI Loss: 99	RECORD	PCT. RANK	GAMES	SCHEDULE	OF SCHEDULE	RPI	RPI	RPI	RPI
DIV. I ONLY	15- 6	53	7-3	216	142	81	81	15	15
DIV. I NON-CONF.	8- 3	68	0	205	156	68	68	15	15
TOTALS	RPI 1-25	RPI 26-50	W-L RECORDS	RPI 51-100	RPI 101-150	RPI 150+			
15- 6	0- 1	1- 0	OVERALL	0- 3	2- 0	12- 2			
10- 0	0- 0	1- 0	HOME	0- 0	1- 0	8- 0			
5- 6	0- 1	0- 0	AWAY	0- 3	1- 0	4- 2			
0- 0	0- 0	0- 0	NEUTRAL	0- 0	0- 0	0- 0			
8- 3	0- 1	1- 0	NON-CONFERENCE	0- 2	1- 0	6- 0			
5- 0	0- 0	1- 0	HOME	0- 0	0- 0	4- 0			
3- 3	0- 1	0- 0	AWAY	0- 2	1- 0	2- 0			
0- 0	0- 0	0- 0	NEUTRAL	0- 0	0- 0	0- 0			
7- 3	0- 0	0- 0	CONFERENCE	0- 1	1- 0	6- 2			
5- 0	0- 0	0- 0	HOME	0- 0	1- 0	4- 0			
2- 3	0- 0	0- 0	AWAY	0- 1	0- 0	2- 2			
0- 0	0- 0	0- 0	NEUTRAL	0- 0	0- 0	0- 0			

RPI 1-25				RPI 26-50				RPI 51-100 Team's RPI: 81				RPI 101+			
RPI	S	Opponent	Score	RPI	S	Opponent	Score	RPI	S	Opponent	Score	RPI	S	Opponent	Score
16	A	Northwestern	44 73	36	H	Yale	70 67	72	A	Alabama	52 72	122	H	Holy Cross	71 60
								74	A	Bucknell	43 66	139	A	Cornell	62 58
								90	A	Saint Louis	51 61	156	A	Lafayette	39 55
												156	H	Lafayette	73 52
												162	A	Boston U.	70 61
												183	A	American	61 63
												183	H	American	63 62
												202	H	UMass Lowell	73 51
												248	H	Niagara	85 72
												266	A	Loyola Maryland	76 74
												283	H	Wagner	74 58
												285	H	Army West Point	100 93
												292	H	Navy	80 55
												307	H	Siena	88 51
												330	A	NJIT	79 52
												341	A	Canisius	90 69
LAST 10 Division I															
122	H	Holy Cross	71 60	156	H	Lafayette	73 52								
156	A	Lafayette	39 55	292	H	Navy	80 55								
183	H	American	63 62	266	A	Loyola Maryland	76 74								
74	A	Bucknell	43 66	285	H	Army West Point	100 93								
162	A	Boston U.	70 61	183	A	American	61 63								

Non-Div I Games:

Colgate

Average RPI Win:	183	WON-LOST	WINNING	LAST 10	STRENGTH OF	OPP. STRENGTH	TEAM	ADJ.	CONF.	ADJ CONF.
Average RPI Loss:	20	RECORD	PCT. RANK	GAMES	SCHEDULE	OF SCHEDULE	RPI	RPI	RPI	RPI
DIV. I ONLY	14- 7	76	3-7	53	19	49	49	1	1	
DIV. I NON-CONF.	11- 0	1	0	283	168	52	52	1	1	
TOTALS	RPI 1-25	RPI 26-50	W-L RECORDS	RPI 51-100	RPI 101-150	RPI 150+				
14- 7	0- 6	0- 0	OVERALL	1- 0	6- 1	7- 0				
7- 4	0- 3	0- 0	HOME	1- 0	2- 1	4- 0				
6- 3	0- 3	0- 0	AWAY	0- 0	3- 0	3- 0				
1- 0	0- 0	0- 0	NEUTRAL	0- 0	1- 0	0- 0				
11- 0	0- 0	0- 0	NON-CONFERENCE	0- 0	4- 0	7- 0				
6- 0	0- 0	0- 0	HOME	0- 0	2- 0	4- 0				
4- 0	0- 0	0- 0	AWAY	0- 0	1- 0	3- 0				
1- 0	0- 0	0- 0	NEUTRAL	0- 0	1- 0	0- 0				
3- 7	0- 6	0- 0	CONFERENCE	1- 0	2- 1	0- 0				
1- 4	0- 3	0- 0	HOME	1- 0	0- 1	0- 0				
2- 3	0- 3	0- 0	AWAY	0- 0	2- 0	0- 0				
0- 0	0- 0	0- 0	NEUTRAL	0- 0	0- 0	0- 0				

RPI 1-25				RPI 26-50				RPI 51-100				RPI 101+			
RPI	S	Opponent	Score	RPI	S	Opponent	Score	RPI	S	Opponent	Score	RPI	S	Opponent	Score
1	A	Oregon	46 104					86	H	Southern California	66 53	103	H	Texas Southern	74 50
1	H	Oregon	53 101									104	A	Utah	80 70
4	A	Stanford	68 76									104	H	Utah	69 84
6	H	UCLA	62 65									109	N	UAB	77 69
11	A	Oregon St.	60 72									112	H	Wisconsin	74 57
11	H	Oregon St.	52 79									128	A	California	62 50
												145	A	Tulane	62 52
												182	H	Jacksonville	66 44
												189	A	Wyoming	66 56
												239	A	Xavier	62 53
												267	A	Colorado St.	79 75
												278	H	Indiana St.	59 46
												287	H	Denver	96 70
												330	H	NJIT	80 57
LAST 10 Division I															
1	H	Oregon	53 101	6	H	UCLA	62 65								
11	H	Oregon St.	52 79	86	H	Southern California	66 53								
128	A	California	62 50	11	A	Oregon St.	60 72								
4	A	Stanford	68 76	1	A	Oregon	46 104								
104	H	Utah	69 84	104	A	Utah	80 70								

Non-Div I Games:

Colorado

■ Loss,
 ■ Non-Conf,
 S Site,
 ■ Home
 ■ Away
 N Neutral

Average RPI Win:	283	WON-LOST	WINNING	LAST 10	STRENGTH OF	OPP. STRENGTH	TEAM	ADJ.	CONF.	ADJ CONF.
Average RPI Loss:	155	RECORD	PCT. RANK	GAMES	SCHEDULE	OF SCHEDULE	RPI	RPI	RPI	RPI
DIV. I ONLY	8- 12	236	4-6	255	264	267	267	17	17	
DIV. I NON-CONF.	4- 5	195	0-1	288	286	267	267	23	23	
TOTALS	RPI 1-25	RPI 26-50	W-L RECORDS	RPI 51-100	RPI 101-150	RPI 150+				
8- 12	0- 0	0- 2	OVERALL	0- 1	0- 3	8- 6				
6- 4	0- 0	0- 1	HOME	0- 0	0- 2	6- 1				
2- 8	0- 0	0- 1	AWAY	0- 1	0- 1	2- 5				
0- 0	0- 0	0- 0	NEUTRAL	0- 0	0- 0	0- 0				
4- 5	0- 0	0- 2	NON-CONFERENCE	0- 0	0- 1	4- 2				
3- 2	0- 0	0- 1	HOME	0- 0	0- 0	3- 1				
1- 3	0- 0	0- 1	AWAY	0- 0	0- 1	1- 1				
0- 0	0- 0	0- 0	NEUTRAL	0- 0	0- 0	0- 0				
4- 7	0- 0	0- 0	CONFERENCE	0- 1	0- 2	4- 4				
3- 2	0- 0	0- 0	HOME	0- 0	0- 2	3- 0				
1- 5	0- 0	0- 0	AWAY	0- 1	0- 0	1- 4				
0- 0	0- 0	0- 0	NEUTRAL	0- 0	0- 0	0- 0				

RPI S	Opponent	Score	RPI S	Opponent	Score	RPI S	Opponent	Score	RPI S	Opponent	Score	Team's RPI: 267
44	A Tennessee	41 79	71	A Fresno St.	53 55	101	H Boise St.	69 72				
49	H Colorado	75 79				111	A Idaho	54 61				
						138	H San Jose St.	53 58				
						185	H Northern Ill.	75 80				
						188	A UNLV	52 56				
						189	A Wyoming	56 49				
						205	A New Mexico	62 73				
						222	A Northern Colo.	75 58				
						241	A San Diego St.	49 59				
						243	A Tulsa	55 61				
						289	A Nevada	63 74				
						289	H Nevada	75 70				
						294	H Utah St.	56 55				
						298	H UC Riverside	52 40				
						303	H Incarnate Word	75 47				
						315	H Air Force	60 40				
						351	H Mississippi Val.	65 46				
LAST 10 Division I												
188	A UNLV	52 56	205	A New Mexico	62 73							
289	A Nevada	63 74	138	H San Jose St.	53 58							
294	H Utah St.	56 55	189	A Wyoming	56 49							
71	A Fresno St.	53 55	289	H Nevada	75 70							
315	H Air Force	60 40	243	A Tulsa	55 61							

Non-Div I Games: Western St. 56 47 Chadron St. 102 51

Colorado St.

Average RPI Win: 226	WON-LOST	WINNING	LAST 10	STRENGTH OF	OPP. STRENGTH	TEAM	ADJ.	CONF.	ADJ CONF.
Average RPI Loss: 147	RECORD	PCT. RANK	GAMES	SCHEDULE	OF SCHEDULE	RPI	RPI	RPI	RPI
DIV. I ONLY	11- 6	92	7-3	301	155	176	176	8	8
DIV. I NON-CONF.	9- 4	84	5-1	334	220	187	187	8	8
<hr/>									
TOTALS	RPI 1-25	RPI 26-50	W-L RECORDS	RPI 51-100	RPI 101-150	RPI 150+			
11- 6	0- 0	0- 1	OVERALL	1- 2	3- 1	7- 2			
8- 2	0- 0	0- 1	HOME	1- 0	2- 0	5- 1			
3- 4	0- 0	0- 0	AWAY	0- 2	1- 1	2- 1			
0- 0	0- 0	0- 0	NEUTRAL	0- 0	0- 0	0- 0			
9- 4	0- 0	0- 0	NON-CONFERENCE	1- 2	2- 0	6- 2			
6- 1	0- 0	0- 0	HOME	1- 0	1- 0	4- 1			
3- 3	0- 0	0- 0	AWAY	0- 2	1- 0	2- 1			
0- 0	0- 0	0- 0	NEUTRAL	0- 0	0- 0	0- 0			
2- 2	0- 0	0- 1	CONFERENCE	0- 0	1- 1	1- 0			
2- 1	0- 0	0- 1	HOME	0- 0	1- 0	1- 0			
0- 1	0- 0	0- 0	AWAY	0- 0	0- 1	0- 0			
0- 0	0- 0	0- 0	NEUTRAL	0- 0	0- 0	0- 0			

RPI 1-25				RPI 26-50				RPI 51-100				RPI 101+ Team's RPI: 176			
RPI	S	Opponent	Score	RPI	S	Opponent	Score	RPI	S	Opponent	Score	RPI	S	Opponent	Score
				36	H	Yale	60 85	91	A	Buffalo	75 82	115	H	Fordham	70 51
								95	H	Davidson	63 60	139	A	Cornell	77 80
								98	A	Vanderbilt	51 72	139	H	Cornell	76 66
												150	A	Robert Morris	61 59
												209	H	Saint Joseph's	57 71
												224	H	Brown	74 60
												238	H	Georgetown	54 49
												240	H	Milwaukee	74 46
												285	A	Army West Point	71 62
												311	A	Albany (NY)	78 82
												330	H	NJIT	99 43
												331	H	Mercer	77 48
												339	A	Tennessee St.	75 65
LAST 10 Division I															
				224	H	Brown	74 60	339	A	Tennessee St.	75 65				
				36	H	Yale	60 85	98	A	Vanderbilt	51 72				
				139	A	Cornell	77 80	330	H	NJIT	99 43				
				139	H	Cornell	76 66	95	H	Davidson	63 60				
				331	H	Mercer	77 48	238	H	Georgetown	54 49				

Non-Div I Games:

Columbia

■ Loss,
■ Non-Conf,
■ S Site,
■ H Home
■ A Away
N Neutral

Average RPI Win:	0	WON-LOST	WINNING	LAST 10	STRENGTH OF	OPP. STRENGTH	TEAM	ADJ.	CONF.	ADJ CONF.
Average RPI Loss:	193	RECORD	PCT. RANK	GAMES	SCHEDULE	OF SCHEDULE	RPI	RPI	RPI	RPI
DIV. I ONLY	0- 21	349	0-10	190	313	343	343	29	29	
DIV. I NON-CONF.	0- 12	338	0-1	143	199	325	325	30	30	
TOTALS	RPI 1-25	RPI 26-50	W-L RECORDS	RPI 51-100	RPI 101-150	RPI 150+				
0- 21	0- 0	0- 3	OVERALL	0- 3	0- 3	0- 12				
0- 7	0- 0	0- 0	HOME	0- 0	0- 1	0- 6				
0- 14	0- 0	0- 3	AWAY	0- 3	0- 2	0- 6				
0- 0	0- 0	0- 0	NEUTRAL	0- 0	0- 0	0- 0				
0- 12	0- 0	0- 3	NON-CONFERENCE	0- 3	0- 1	0- 5				
0- 2	0- 0	0- 0	HOME	0- 0	0- 0	0- 2				
0- 10	0- 0	0- 3	AWAY	0- 3	0- 1	0- 3				
0- 0	0- 0	0- 0	NEUTRAL	0- 0	0- 0	0- 0				
0- 9	0- 0	0- 0	CONFERENCE	0- 0	0- 2	0- 7				
0- 5	0- 0	0- 0	HOME	0- 0	0- 1	0- 4				
0- 4	0- 0	0- 0	AWAY	0- 0	0- 1	0- 3				
0- 0	0- 0	0- 0	NEUTRAL	0- 0	0- 0	0- 0				

RPI S	Opponent	Score	RPI S	Opponent	Score	RPI S	Opponent	Score	RPI S	Opponent	Score	Team's RPI: 343
			38 A	West Virginia	47 82	66 A	South Dakota St.	41 94	134 H	N.C. A&T	38 84	
			46 A	Rutgers	33 107	78 A	Dayton	48 78	144 A	George Washington	35 54	
			47 A	South Dakota	44 82	89 A	Cincinnati	40 86	147 A	Bethune-Cookman	51 82	
									171 H	Norfolk St.	48 85	
									204 A	La Salle	46 79	
									230 H	Morgan St.	42 47	
									248 H	Niagara	67 82	
									258 A	Marshall	47 60	
									262 A	Delaware St.	55 72	
									274 A	Howard	52 64	
									274 H	Howard	54 66	
									302 A	UMBC	48 71	
									336 H	Saint Peter's	57 82	
									346 A	Florida A&M	48 58	
									350 H	South Carolina St.	60 71	
LAST 10 Division I												
			274 A	Howard	52 64	346 A	Florida A&M	48 58				
			262 A	Delaware St.	55 72	147 A	Bethune-Cookman	51 82				
			274 H	Howard	54 66	171 H	Norfolk St.	48 85				
			230 H	Morgan St.	42 47	350 H	South Carolina St.	60 71				
			134 H	N.C. A&T	38 84	78 A	Dayton	48 78				

Non-Div I Games:

Coppin St.

■ Loss,
 ■ Non-Conf,
 ■ S Site,
 ■ Home
 ■ A Away
 N Neutral

Average RPI Win:	256	WON-LOST	WINNING	LAST 10	STRENGTH OF	OPP. STRENGTH	TEAM	ADJ.	CONF.	ADJ CONF.
Average RPI Loss:	91	RECORD	PCT. RANK	GAMES	SCHEDULE	OF SCHEDULE	RPI	RPI	RPI	RPI
DIV. I ONLY	9- 7	135	5-5	111	234	139	139	8	8	
DIV. I NON-CONF.	7- 5	131	3-3	181	254	148	148	8	8	
TOTALS	RPI 1-25	RPI 26-50	W-L RECORDS	RPI 51-100	RPI 101-150	RPI 150+				
9- 7	0- 1	0- 2	OVERALL	0- 2	0- 0	9- 2				
5- 4	0- 0	0- 1	HOME	0- 2	0- 0	5- 1				
4- 3	0- 1	0- 1	AWAY	0- 0	0- 0	4- 1				
0- 0	0- 0	0- 0	NEUTRAL	0- 0	0- 0	0- 0				
7- 5	0- 1	0- 1	NON-CONFERENCE	0- 2	0- 0	7- 1				
3- 3	0- 0	0- 0	HOME	0- 2	0- 0	3- 1				
4- 2	0- 1	0- 1	AWAY	0- 0	0- 0	4- 0				
0- 0	0- 0	0- 0	NEUTRAL	0- 0	0- 0	0- 0				
2- 2	0- 0	0- 1	CONFERENCE	0- 0	0- 0	2- 1				
2- 1	0- 0	0- 1	HOME	0- 0	0- 0	2- 0				
0- 1	0- 0	0- 0	AWAY	0- 0	0- 0	0- 1				
0- 0	0- 0	0- 0	NEUTRAL	0- 0	0- 0	0- 0				

RPI	S	Opponent	Score	RPI	S	Opponent	Score	RPI	S	Opponent	Score	RPI	S	Opponent	Score	Team's RPI: 139
22	A	TCU	49 59	36	H	Yale	67 74	81	H	Colgate	58 62	176	A	Columbia	66 76	
				38	A	West Virginia	62 68	99	H	Duquesne	62 72	176	H	Columbia	80 77	
												184	H	Binghamton	56 59	
												202	A	UMass Lowell	70 56	
												224	H	Brown	74 63	
												248	H	Niagara	82 59	
												260	H	ETSU	71 43	
												262	A	Delaware St.	77 51	
												291	A	St. Bonaventure	70 42	
												311	A	Albany (NY)	71 51	
												330	H	NJIT	68 44	
LAST 10 Division I																
36	H	Yale	67 74	38	A	West Virginia	62 68									
224	H	Brown	74 63	291	A	St. Bonaventure	70 42									
176	H	Columbia	80 77	99	H	Duquesne	62 72									
176	A	Columbia	66 76	184	H	Binghamton	56 59									
260	H	ETSU	71 43	202	A	UMass Lowell	70 56									

Non-Div I Games:

Cornell

Creighton

Through Games Of Feb. 4, 2020

Average RPI Win:	128	WON-LOST	WINNING	LAST 10	STRENGTH OF	OPP. STRENGTH	TEAM	ADJ.	CONF.	ADJ CONF.
Average RPI Loss:	48	RECORD	PCT. RANK	GAMES	SCHEDULE	OF SCHEDULE	RPI	RPI	RPI	RPI
DIV. I ONLY	14- 8	96	5-5	19	46	30	30	6	6	
DIV. I NON-CONF.	8- 3	68	0	22	35	13	13	6	6	
TOTALS	RPI 1-25	RPI 26-50	W-L RECORDS	RPI 51-100	RPI 101-150	RPI 150+				
14- 8	1- 1	2- 5	OVERALL	5- 2	1- 0	5- 0				
7- 2	0- 1	1- 0	HOME	2- 1	1- 0	3- 0				
5- 6	1- 0	0- 5	AWAY	2- 1	0- 0	2- 0				
2- 0	0- 0	1- 0	NEUTRAL	1- 0	0- 0	0- 0				
8- 3	0- 0	1- 3	NON-CONFERENCE	4- 0	0- 0	3- 0				
4- 0	0- 0	0- 0	HOME	2- 0	0- 0	2- 0				
2- 3	0- 0	0- 3	AWAY	1- 0	0- 0	1- 0				
2- 0	0- 0	1- 0	NEUTRAL	1- 0	0- 0	0- 0				
6- 5	1- 1	1- 2	CONFERENCE	1- 2	1- 0	2- 0				
3- 2	0- 1	1- 0	HOME	0- 1	1- 0	1- 0				
3- 3	1- 0	0- 2	AWAY	1- 1	0- 0	1- 0				
0- 0	0- 0	0- 0	NEUTRAL	0- 0	0- 0	0- 0				

RPI 1-25				RPI 26-50				Team's RPI: 30	RPI 51-100				RPI 101+			
RPI	S	Opponent	Score	RPI	S	Opponent	Score		RPI	S	Opponent	Score	RPI	S	Opponent	Score
20	A	DePaul	63 61	28	A	Drake	53 63		51	H	UNI	57 54	132	H	Providence	72 63
20	H	DePaul	71 74	31	A	Arizona St.	55 70		54	N	Temple	69 59	172	H	Wichita St.	56 46
				35	A	Marquette	50 52		66	H	South Dakota St.	61 48	238	A	Georgetown	65 56
				35	H	Marquette	72 62		73	A	Nebraska	79 74	239	H	Xavier	62 55
				38	N	West Virginia	82 75		76	A	Seton Hall	70 82	286	H	North Dakota St.	70 59
				47	A	South Dakota	65 72		88	A	Villanova	58 42	293	A	Omaha	67 54
				50	A	St. John's (NY)	58 63		94	H	Butler	67 73				
LAST 10 Division I																
				35	A	Marquette	50 52		76	A	Seton Hall	70 82				
				20	A	DePaul	63 61		132	H	Providence	72 63				
				94	H	Butler	67 73		20	H	DePaul	71 74				
				239	H	Xavier	62 55		35	H	Marquette	72 62				
				50	A	St. John's (NY)	58 63		88	A	Villanova	58 42				

Non-Div I Games:

Creighton

Loss, Non-Conf, S Site, H Home A Away N Neutral

Average RPI Win: 221	WON-LOST	WINNING	LAST 10	STRENGTH OF	OPP. STRENGTH	TEAM	ADJ.	CONF.	ADJ CONF.
Average RPI Loss: 139	RECORD	PCT. RANK	GAMES	SCHEDULE	OF SCHEDULE	RPI	RPI	RPI	RPI
DIV. I ONLY	7- 10	233	3-7	73	233	167	167	8	8
DIV. I NON-CONF.	6- 7	182	2-4	170	271	173	173	8	8
TOTALS	RPI 1-25	RPI 26-50	W-L RECORDS	RPI 51-100	RPI 101-150	RPI 150+			
7- 10	0- 2	0- 0	OVERALL	0- 1	1- 3	6- 4			
5- 3	0- 1	0- 0	HOME	0- 0	1- 1	4- 1			
2- 7	0- 1	0- 0	AWAY	0- 1	0- 2	2- 3			
0- 0	0- 0	0- 0	NEUTRAL	0- 0	0- 0	0- 0			
6- 7	0- 1	0- 0	NON-CONFERENCE	0- 1	0- 1	6- 4			
4- 1	0- 0	0- 0	HOME	0- 0	0- 0	4- 1			
2- 6	0- 1	0- 0	AWAY	0- 1	0- 1	2- 3			
0- 0	0- 0	0- 0	NEUTRAL	0- 0	0- 0	0- 0			
1- 3	0- 1	0- 0	CONFERENCE	0- 0	1- 2	0- 0			
1- 2	0- 1	0- 0	HOME	0- 0	1- 1	0- 0			
0- 1	0- 0	0- 0	AWAY	0- 0	0- 1	0- 0			
0- 0	0- 0	0- 0	NEUTRAL	0- 0	0- 0	0- 0			

RPI 1-25				RPI 26-50				RPI 51-100				RPI 101+ Team's RPI: 167			
RPI	S	Opponent	Score	RPI	S	Opponent	Score	RPI	S	Opponent	Score	RPI	S	Opponent	Score
16	A	Northwestern	37 79					91	A	Buffalo	49 73	102	H	Penn	33 66
19	H	Princeton	34 66									118	A	Loyola Chicago	40 61
												125	A	Harvard	49 64
												125	H	Harvard	63 62
												162	A	Boston U.	56 74
												202	A	UMass Lowell	62 51
												206	H	Merrimack	57 52
												208	A	Fairfield	52 51
												217	A	Manhattan	58 70
												245	H	Maine	57 41
												266	A	Loyola Maryland	56 72
												270	H	New Hampshire	66 47
												275	H	Texas St.	51 61
												290	H	Vermont	72 55
LAST 10 Division I															
102	H	Penn	33 66	91	A	Buffalo	49 73	162	A	Boston U.	56 74	270	H	New Hampshire	66 47
19	H	Princeton	34 66	202	A	UMass Lowell	62 51	275	H	Texas St.	51 61				
125	A	Harvard	49 64												
125	H	Harvard	63 62												
266	A	Loyola Maryland	56 72												

Non-Div I Games:

Dartmouth

Average RPI Win:	210	WON-LOST	WINNING	LAST 10	STRENGTH OF	OPP. STRENGTH	TEAM	ADJ.	CONF.	ADJ CONF.
Average RPI Loss:	94	RECORD	PCT. RANK	GAMES	SCHEDULE	OF SCHEDULE	RPI	RPI	RPI	RPI
DIV. I ONLY	12- 8	110	6-4	147	123	95	95	12	12	
DIV. I NON-CONF.	6- 6	164	0-2	221	136	147	147	12	12	
TOTALS	RPI 1-25	RPI 26-50	W-L RECORDS	RPI 51-100	RPI 101-150	RPI 150+				
12- 8	0- 0	0- 2	OVERALL	1- 2	2- 3	9- 1				
5- 2	0- 0	0- 0	HOME	0- 1	2- 1	3- 0				
6- 6	0- 0	0- 2	AWAY	1- 1	0- 2	5- 1				
1- 0	0- 0	0- 0	NEUTRAL	0- 0	0- 0	1- 0				
6- 6	0- 0	0- 2	NON-CONFERENCE	0- 2	0- 1	6- 1				
2- 1	0- 0	0- 0	HOME	0- 1	0- 0	2- 0				
3- 5	0- 0	0- 2	AWAY	0- 1	0- 1	3- 1				
1- 0	0- 0	0- 0	NEUTRAL	0- 0	0- 0	1- 0				
6- 2	0- 0	0- 0	CONFERENCE	1- 0	2- 2	3- 0				
3- 1	0- 0	0- 0	HOME	0- 0	2- 1	1- 0				
3- 1	0- 0	0- 0	AWAY	1- 0	0- 1	2- 0				
0- 0	0- 0	0- 0	NEUTRAL	0- 0	0- 0	0- 0				

RPI 1-25				RPI 26-50				RPI 51-100				Team's RPI: 95	RPI 101+			
RPI	S	Opponent	Score	RPI	S	Opponent	Score	RPI	S	Opponent	Score		RPI	S	Opponent	Score
				34	A	Virginia Tech	68 88	57	A	Drexel	63 74		115	H	Fordham	74 62
				42	A	Duke	52 82	68	H	Charlotte	64 75		117	A	Florida	50 55
								90	A	Saint Louis	65 58		127	H	Massachusetts	62 70
													131	A	Richmond	57 69
													144	H	George Washington	62 55
													176	A	Columbia	60 63
													179	A	Rhode Island	77 70
													179	H	Rhode Island	79 67
													196	A	High Point	73 63
													237	A	George Mason	76 69
													238	H	Georgetown	66 52
													249	A	UMKC	74 64
													260	A	ETSU	75 60
													297	N	UC Irvine	78 72
													338	H	Western Caro.	101 51
LAST 10 Division I																
				127	H	Massachusetts	62 70	179	H	Rhode Island	79 67					
				179	A	Rhode Island	77 70	115	H	Fordham	74 62					
				131	A	Richmond	57 69	90	A	Saint Louis	65 58					
				144	H	George Washington	62 55	117	A	Florida	50 55					
				237	A	George Mason	76 69	68	H	Charlotte	64 75					

Non-Div I Games: Newberry 75 46

Davidson

■ Loss,
 ■ Non-Conf, S Site,
 ■ Home
 ■ Away
 N Neutral

Average RPI Win:	193	WON-LOST	WINNING	LAST 10	STRENGTH OF	OPP. STRENGTH	TEAM	ADJ.	CONF.	ADJ CONF.
Average RPI Loss:	48	RECORD	PCT. RANK	GAMES	SCHEDULE	OF SCHEDULE	RPI	RPI	RPI	RPI
DIV. I ONLY	15- 7	72	10-0	135	53	78	78	12	12	
DIV. I NON-CONF.	7- 7	164	2-0	138	9	131	131	12	12	
TOTALS	RPI 1-25	RPI 26-50	W-L RECORDS	RPI 51-100	RPI 101-150	RPI 150+				
15- 7	0- 4	0- 0	OVERALL	2- 2	4- 1	9- 0				
7- 2	0- 2	0- 0	HOME	2- 0	1- 0	4- 0				
6- 2	0- 1	0- 0	AWAY	0- 1	3- 0	3- 0				
2- 3	0- 1	0- 0	NEUTRAL	0- 1	0- 1	2- 0				
7- 7	0- 4	0- 0	NON-CONFERENCE	0- 2	1- 1	6- 0				
3- 2	0- 2	0- 0	HOME	0- 0	0- 0	3- 0				
2- 2	0- 1	0- 0	AWAY	0- 1	1- 0	1- 0				
2- 3	0- 1	0- 0	NEUTRAL	0- 1	0- 1	2- 0				
8- 0	0- 0	0- 0	CONFERENCE	2- 0	3- 0	3- 0				
4- 0	0- 0	0- 0	HOME	2- 0	1- 0	1- 0				
4- 0	0- 0	0- 0	AWAY	0- 0	2- 0	2- 0				
0- 0	0- 0	0- 0	NEUTRAL	0- 0	0- 0	0- 0				

RPI	S	Opponent	Score
2	H	South Carolina	49 75
5	N	Gonzaga	65 76
10	H	UConn	37 75
17	A	Central Mich.	80 81

RPI	S	Opponent	Score

RPI	S	Opponent	Score
90	H	Saint Louis	48 47
91	A	Buffalo	59 67
92	N	Wake Forest	59 78
99	H	Duquesne	54 41

RPI	S	Opponent	Score
115	H	Fordham	48 44
121	N	Auburn	74 76
129	A	Northeastern	71 60
131	A	Richmond	65 51
144	A	George Washington	66 50
166	A	Toledo	60 42
204	A	La Salle	98 58
209	A	Saint Joseph's	59 44
237	H	George Mason	59 55
245	N	Maine	78 49
250	H	Morehead St.	58 41
264	H	Lipscomb	82 60
269	N	East Carolina	94 68
343	H	Coppin St.	78 48

LAST 10 Division I

209	A	Saint Joseph's	59 44
115	H	Fordham	48 44
144	A	George Washington	66 50
90	H	Saint Louis	48 47
99	H	Duquesne	54 41
131	A	Richmond	65 51
237	H	George Mason	59 55
204	A	La Salle	98 58
343	H	Coppin St.	78 48
269	N	East Carolina	94 68

Non-Div I Games:

Dayton

■ Loss,
 ■ Non-Conf,
 S Site,
 ■ Home
 ■ Away
 N Neutral

Average RPI Win: 128	WON-LOST	WINNING	LAST 10	STRENGTH OF	OPP. STRENGTH	TEAM	ADJ.	CONF.	ADJ CONF.
Average RPI Loss: 17	RECORD	PCT. RANK	GAMES	SCHEDULE	OF SCHEDULE	RPI	RPI	RPI	RPI
DIV. I ONLY	20- 3	15	9-1	59	25	20	20	6	6
DIV. I NON-CONF.	10- 2	29	0	58	18	15	15	6	6
TOTALS	RPI 1-25	RPI 26-50	W-L RECORDS	RPI 51-100	RPI 101-150	RPI 150+			
20- 3	1- 2	3- 1	OVERALL	5- 0	5- 0	6- 0			
12- 2	0- 1	2- 1	HOME	4- 0	1- 0	5- 0			
8- 1	1- 1	1- 0	AWAY	1- 0	4- 0	1- 0			
0- 0	0- 0	0- 0	NEUTRAL	0- 0	0- 0	0- 0			
10- 2	1- 2	0- 0	NON-CONFERENCE	2- 0	3- 0	4- 0			
6- 1	0- 1	0- 0	HOME	2- 0	0- 0	4- 0			
4- 1	1- 1	0- 0	AWAY	0- 0	3- 0	0- 0			
0- 0	0- 0	0- 0	NEUTRAL	0- 0	0- 0	0- 0			
10- 1	0- 0	3- 1	CONFERENCE	3- 0	2- 0	2- 0			
6- 1	0- 0	2- 1	HOME	2- 0	1- 0	1- 0			
4- 0	0- 0	1- 0	AWAY	1- 0	1- 0	1- 0			
0- 0	0- 0	0- 0	NEUTRAL	0- 0	0- 0	0- 0			

RPI	S	Opponent	Score	RPI	S	Opponent	Score	RPI	S	Opponent	Score	RPI	S	Opponent	Score
10	H	UConn	74 84	30	A	Creighton	74 71	57	H	Drexel	81 57	105	A	Notre Dame	105 94
11	A	Oregon St.	77 98	30	H	Creighton	61 63	60	H	Miami (FL)	89 83	118	A	Loyola Chicago	83 76
16	A	Northwestern	70 68	35	H	Marquette	89 71	76	H	Seton Hall	85 68	132	A	Providence	80 67
				50	H	St. John's (NY)	74 69	88	H	Villanova	85 69	132	H	Providence	93 71
								94	A	Butler	80 65	135	A	Green Bay	76 65
												173	H	Miami (OH)	98 79
												203	H	Arkansas St.	109 64
												238	H	Georgetown	92 66
												239	A	Xavier	91 68
												240	H	Milwaukee	94 65
												332	H	Alabama St.	105 76
LAST 10 Division I															
132	H	Providence	93 71	239	A	Xavier	91 68								
30	H	Creighton	61 63	50	H	St. John's (NY)	74 69								
238	H	Georgetown	92 66	76	H	Seton Hall	85 68								
88	H	Villanova	85 69	30	A	Creighton	74 71								
94	A	Butler	80 65	132	A	Providence	80 67								

Non-Div I Games:

DePaul

■ Loss,
 ■ Non-Conf, S Site,
 ■ Home
 ■ Away
 N Neutral

Delaware

Through Games Of Feb. 4, 2020

Average RPI Win: 209	WON-LOST	WINNING	LAST 10	STRENGTH OF	OPP. STRENGTH	TEAM	ADJ.	CONF.	ADJ CONF.
Average RPI Loss: 147	RECORD	PCT. RANK	GAMES	SCHEDULE	OF SCHEDULE	RPI	RPI	RPI	RPI
DIV. I ONLY	7- 13	257	4-6	143	138	214	214	14	14
DIV. I NON-CONF.	4- 7	225	1-0	141	149	189	189	13	13
TOTALS	RPI 1-25	RPI 26-50	W-L RECORDS	RPI 51-100	RPI 101-150	RPI 150+			
7- 13	0- 1	0- 1	OVERALL	0- 3	1- 3	6- 5			
3- 5	0- 0	0- 1	HOME	0- 0	0- 2	3- 2			
3- 8	0- 1	0- 0	AWAY	0- 3	1- 1	2- 3			
1- 0	0- 0	0- 0	NEUTRAL	0- 0	0- 0	1- 0			
4- 7	0- 1	0- 0	NON-CONFERENCE	0- 2	1- 1	3- 3			
1- 3	0- 0	0- 0	HOME	0- 0	0- 1	1- 2			
2- 4	0- 1	0- 0	AWAY	0- 2	1- 0	1- 1			
1- 0	0- 0	0- 0	NEUTRAL	0- 0	0- 0	1- 0			
3- 6	0- 0	0- 1	CONFERENCE	0- 1	0- 2	3- 2			
2- 2	0- 0	0- 1	HOME	0- 0	0- 1	2- 0			
1- 4	0- 0	0- 0	AWAY	0- 1	0- 1	1- 2			
0- 0	0- 0	0- 0	NEUTRAL	0- 0	0- 0	0- 0			

RPI 1-25				RPI 26-50				RPI 51-100				RPI 101+ Team's RPI: 214			
RPI	S	Opponent	Score	RPI	S	Opponent	Score	RPI	S	Opponent	Score	RPI	S	Opponent	Score
8	A	Maryland	55 99	43	H	James Madison	39 60	57	A	Drexel	59 63	129	H	Northeastern	62 72
								62	A	UCF	49 75	143	A	William & Mary	58 68
								68	A	Charlotte	57 61	144	H	George Washington	49 63
												150	A	Robert Morris	73 62
												153	A	Elon	65 56
												180	N	Santa Clara	81 80
												193	H	Towson	69 62
												235	A	Cal St. Fullerton	72 55
												237	H	George Mason	63 44
												242	A	Gardner-Webb	65 67
												245	H	Maine	56 69
												247	A	Col. of Charleston	73 84
												256	A	UNCW	65 71
												262	H	Delaware St.	64 67
												312	H	Hofstra	80 59
LAST 10 Division I															
193	H	Towson	69 62	129	H	Northeastern	62 72								
43	H	James Madison	39 60	312	H	Hofstra	80 59								
153	A	Elon	65 56	247	A	Col. of Charleston	73 84								
143	A	William & Mary	58 68	256	A	UNCW	65 71								
57	A	Drexel	59 63	237	H	George Mason	63 44								

Non-Div I Games:

Delaware

Loss, Non-Conf, S Site, H Home A Away N Neutral

Average RPI Win:	298	WON-LOST	WINNING	LAST 10	STRENGTH OF	OPP. STRENGTH	TEAM	ADJ.	CONF.	ADJ CONF.
Average RPI Loss:	136	RECORD	PCT. RANK	GAMES	SCHEDULE	OF SCHEDULE	RPI	RPI	RPI	RPI
DIV. I ONLY	7- 11	241	5-5	153	341	262	262	29	29	
DIV. I NON-CONF.	2- 9	304	0-3	43	340	247	247	30	30	
TOTALS	RPI 1-25	RPI 26-50	W-L RECORDS	RPI 51-100	RPI 101-150	RPI 150+				
7- 11	0- 0	0- 1	OVERALL	0- 2	0- 5	7- 3				
5- 7	0- 0	0- 0	HOME	0- 1	0- 4	5- 2				
2- 4	0- 0	0- 1	AWAY	0- 1	0- 1	2- 1				
0- 0	0- 0	0- 0	NEUTRAL	0- 0	0- 0	0- 0				
2- 9	0- 0	0- 1	NON-CONFERENCE	0- 2	0- 3	2- 3				
1- 6	0- 0	0- 0	HOME	0- 1	0- 3	1- 2				
1- 3	0- 0	0- 1	AWAY	0- 1	0- 0	1- 1				
0- 0	0- 0	0- 0	NEUTRAL	0- 0	0- 0	0- 0				
5- 2	0- 0	0- 0	CONFERENCE	0- 0	0- 2	5- 0				
4- 1	0- 0	0- 0	HOME	0- 0	0- 1	4- 0				
1- 1	0- 0	0- 0	AWAY	0- 0	0- 1	1- 0				
0- 0	0- 0	0- 0	NEUTRAL	0- 0	0- 0	0- 0				

RPI S	Opponent	Score	RPI S	Opponent	Score	RPI S	Opponent	Score	RPI S	Opponent	Score	Team's RPI: 262
43	A James Madison	64 83	61	A Boston College	69 109	134	A N.C. A&T	53 58	134	H N.C. A&T	45 69	
			85	H Rider	69 71	136	H Lehigh	38 68	139	H Cornell	51 77	
						143	H William & Mary	52 73	184	H Binghamton	66 75	
						194	H Cleveland St.	49 57	214	A Delaware	67 64	
						230	H Morgan St.	69 61	244	A Longwood	62 78	
						321	A N.C. Central	64 60	321	H N.C. Central	64 54	
						324	H UMES	72 58	336	H Saint Peter's	89 66	
						343	H Coppin St.	72 55				
LAST 10 Division I												
324	H UMES	72 58	321	H N.C. Central	64 54							
343	H Coppin St.	72 55	230	H Morgan St.	69 61							
134	A N.C. A&T	53 58	85	H Rider	69 71							
321	A N.C. Central	64 60	61	A Boston College	69 109							
134	H N.C. A&T	45 69	43	A James Madison	64 83							

Non-Div I Games: Post 67 41 Georgian Court 69 48

Delaware St.

Denver

Average RPI Win: 253	WON-LOST	WINNING	LAST 10	STRENGTH OF	OPP. STRENGTH	TEAM	ADJ.	CONF.	ADJ CONF.
Average RPI Loss: 184	RECORD	PCT. RANK	GAMES	SCHEDULE	OF SCHEDULE	RPI	RPI	RPI	RPI
DIV. I ONLY	8- 14	251	3-7	224	308	287	287	20	20
DIV. I NON-CONF.	5- 7	205	0	264	331	304	304	18	18

TOTALS	RPI 1-25	RPI 26-50	W-L RECORDS	RPI 51-100	RPI 101-150	RPI 150+
8- 14	0- 0	0- 3	OVERALL	0- 1	0- 0	8- 10
7- 5	0- 0	0- 1	HOME	0- 1	0- 0	7- 3
1- 7	0- 0	0- 2	AWAY	0- 0	0- 0	1- 5
0- 2	0- 0	0- 0	NEUTRAL	0- 0	0- 0	0- 2
5- 7	0- 0	0- 1	NON-CONFERENCE	0- 0	0- 0	5- 6
5- 2	0- 0	0- 0	HOME	0- 0	0- 0	5- 2
0- 3	0- 0	0- 1	AWAY	0- 0	0- 0	0- 2
0- 2	0- 0	0- 0	NEUTRAL	0- 0	0- 0	0- 2
3- 7	0- 0	0- 2	CONFERENCE	0- 1	0- 0	3- 4
2- 3	0- 0	0- 1	HOME	0- 1	0- 0	2- 1
1- 4	0- 0	0- 1	AWAY	0- 0	0- 0	1- 3
0- 0	0- 0	0- 0	NEUTRAL	0- 0	0- 0	0- 0

RPI 1-25	RPI 26-50	RPI 51-100	RPI 101+	Team's RPI: 287
RPI S Opponent Score	RPI S Opponent Score	RPI S Opponent Score	RPI S Opponent Score	
	47 South Dakota 61 104	66 South Dakota St. 79 86	155 N Western Mich. 70 79	
	47 South Dakota 60 92		189 Wyoming 71 57	
	49 Colorado 70 96		198 N Akron 72 88	
			201 North Dakota 91 81	
			201 North Dakota 82 90	
			211 Western Ill. 75 82	
			212 Lamar University 59 71	
			216 Southern Utah 81 73	
			222 Northern Colo. 74 55	
			249 UMKC 79 83	
			253 Oral Roberts 72 84	
			281 Alabama A&M 83 86	
			286 North Dakota St. 80 85	
			286 North Dakota St. 91 82	
			293 Omaha 66 60	
			297 UC Irvine 83 75	
			317 Cal Poly 96 66	
			320 New Mexico St. 75 78	
LAST 10 Division I				
	47 South Dakota 60 92	211 Western Ill. 75 82		
	253 Oral Roberts 72 84	66 South Dakota St. 79 86		
	286 North Dakota St. 80 85	47 South Dakota 61 104		
	201 North Dakota 91 81	201 North Dakota 82 90		
	293 Omaha 66 60	286 North Dakota St. 91 82		

Non-Div I Games: Colo. Christian 89 49

Denver

Loss, Non-Conf, S Site, Home Away N Neutral

Detroit Mercy

Through Games Of Feb. 4, 2020

Average RPI Win: 266	WON-LOST	WINNING	LAST 10	STRENGTH OF	OPP. STRENGTH	TEAM	ADJ.	CONF.	ADJ CONF.
Average RPI Loss: 183	RECORD	PCT. RANK	GAMES	SCHEDULE	OF SCHEDULE	RPI	RPI	RPI	RPI
DIV. I ONLY	2- 19	342	2-8	209	288	329	329	22	22
DIV. I NON-CONF.	0- 11	338	0	159	270	331	331	19	19
TOTALS	RPI 1-25	RPI 26-50	W-L RECORDS	RPI 51-100	RPI 101-150	RPI 150+			
2- 19	0- 0	0- 0	OVERALL	0- 3	0- 2	2- 14			
1- 9	0- 0	0- 0	HOME	0- 0	0- 2	1- 7			
1- 8	0- 0	0- 0	AWAY	0- 3	0- 0	1- 5			
0- 2	0- 0	0- 0	NEUTRAL	0- 0	0- 0	0- 2			
0- 11	0- 0	0- 0	NON-CONFERENCE	0- 2	0- 1	0- 8			
0- 5	0- 0	0- 0	HOME	0- 0	0- 1	0- 4			
0- 4	0- 0	0- 0	AWAY	0- 2	0- 0	0- 2			
0- 2	0- 0	0- 0	NEUTRAL	0- 0	0- 0	0- 2			
2- 8	0- 0	0- 0	CONFERENCE	0- 1	0- 1	2- 6			
1- 4	0- 0	0- 0	HOME	0- 0	0- 1	1- 3			
1- 4	0- 0	0- 0	AWAY	0- 1	0- 0	1- 3			
0- 0	0- 0	0- 0	NEUTRAL	0- 0	0- 0	0- 0			

RPI S	Opponent	Score	RPI S	Opponent	Score	RPI S	Opponent	Score	RPI S	Opponent	Score	Team's RPI: 329
						53	A IUPUI	45 82	118	H Loyola Chicago	60 89	
						94	A Butler	60 82	135	H Green Bay	48 65	
						100	A Michigan St.	52 110	155	A Western Mich.	67 82	
									158	H Valparaiso	58 77	
									163	N Tennessee Tech	47 69	
									166	H Toledo	64 82	
									169	H Eastern Mich.	70 84	
									194	H Cleveland St.	70 59	
									198	H Akron	60 81	
									199	A Wright St.	61 67	
									210	A Northern Ky.	60 72	
									229	H Youngstown St.	47 62	
									237	A George Mason	62 75	
									240	H Milwaukee	48 63	
									280	A Oakland	60 65	
									280	H Oakland	57 71	
									284	N Sacred Heart	60 66	
									337	A UIC	70 62	
LAST 10 Division I												
			280	A Oakland	60 65		135	H Green Bay	48 65			
			210	A Northern Ky.	60 72		240	H Milwaukee	48 63			
			199	A Wright St.	61 67		53	A IUPUI	45 82			
			229	H Youngstown St.	47 62		337	A UIC	70 62			
			194	H Cleveland St.	70 59		280	H Oakland	57 71			

Non-Div I Games:

Detroit Mercy

Loss, Non-Conf, S Site, H Home A Away N Neutral

Drake

Through Games Of Feb. 4, 2020

Average RPI Win:	142	WON-LOST	WINNING	LAST 10	STRENGTH OF	OPP. STRENGTH	TEAM	ADJ.	CONF.	ADJ CONF.
Average RPI Loss:	32	RECORD	PCT. RANK	GAMES	SCHEDULE	OF SCHEDULE	RPI	RPI	RPI	RPI
DIV. I ONLY	14- 6	59	8-2	44	40	28	28	7	7	
DIV. I NON-CONF.	7- 4	100	1-0	47	4	36	36	7	7	
TOTALS	RPI 1-25	RPI 26-50	W-L RECORDS	RPI 51-100	RPI 101-150	RPI 150+				
14- 6	0- 2	1- 3	OVERALL	5- 1	2- 0	6- 0				
9- 0	0- 0	1- 0	HOME	3- 0	1- 0	4- 0				
3- 5	0- 2	0- 2	AWAY	2- 1	0- 0	1- 0				
2- 1	0- 0	0- 1	NEUTRAL	0- 0	1- 0	1- 0				
7- 4	0- 1	1- 3	NON-CONFERENCE	2- 0	1- 0	3- 0				
4- 0	0- 0	1- 0	HOME	2- 0	0- 0	1- 0				
1- 3	0- 1	0- 2	AWAY	0- 0	0- 0	1- 0				
2- 1	0- 0	0- 1	NEUTRAL	0- 0	1- 0	1- 0				
7- 2	0- 1	0- 0	CONFERENCE	3- 1	1- 0	3- 0				
5- 0	0- 0	0- 0	HOME	1- 0	1- 0	3- 0				
2- 2	0- 1	0- 0	AWAY	2- 1	0- 0	0- 0				
0- 0	0- 0	0- 0	NEUTRAL	0- 0	0- 0	0- 0				

RPI S	Opponent	Score	RPI S	Opponent	Score	Team's RPI: 28	RPI S	Opponent	Score	RPI S	Opponent	Score
9	A Missouri St.	67 69	30	H Creighton	63 53		51	H UNI	104 87	118	H Loyola Chicago	80 52
12	A Iowa	67 79	33	N Purdue	47 67		52	A Bradley	76 77	121	N Auburn	83 82
			39	A Oklahoma	84 93		56	H Iowa St.	86 81	158	H Valparaiso	87 66
			47	A South Dakota	94 102		66	H South Dakota St.	74 67	185	A Northern Ill.	73 49
							70	A Illinois St.	69 67	211	H Western Ill.	94 75
							79	A Southern Ill.	73 65	245	N Maine	94 62
										278	H Indiana St.	105 65
										325	H Evansville	108 44
LAST 10 Division I												
118	H Loyola Chicago	80 52	278	H Indiana St.	105 65							
158	H Valparaiso	87 66	79	A Southern Ill.	73 65							
52	A Bradley	76 77	9	A Missouri St.	67 69							
70	A Illinois St.	69 67	51	H UNI	104 87							
325	H Evansville	108 44	185	A Northern Ill.	73 49							

Non-Div I Games: Waldorf 103 18

Drake

Loss, Non-Conf, S Site, H Home A Away N Neutral

Average RPI Win: 172	WON-LOST	WINNING	LAST 10	STRENGTH OF	OPP. STRENGTH	TEAM	ADJ.	CONF.	ADJ CONF.
Average RPI Loss: 107	RECORD	PCT. RANK	GAMES	SCHEDULE	OF SCHEDULE	RPI	RPI	RPI	RPI
DIV. I ONLY	15- 6	53	9-1	101	130	57	57	14	14
DIV. I NON-CONF.	7- 5	131	1-0	67	107	83	83	13	13
TOTALS	RPI 1-25	RPI 26-50	W-L RECORDS	RPI 51-100	RPI 101-150	RPI 150+			
15- 6	0- 1	1- 0	OVERALL	2- 2	3- 2	9- 1			
10- 1	0- 0	1- 0	HOME	2- 0	2- 1	5- 0			
5- 4	0- 1	0- 0	AWAY	0- 1	1- 1	4- 1			
0- 1	0- 0	0- 0	NEUTRAL	0- 1	0- 0	0- 0			
7- 5	0- 1	0- 0	NON-CONFERENCE	2- 2	1- 2	4- 0			
5- 1	0- 0	0- 0	HOME	2- 0	1- 1	2- 0			
2- 3	0- 1	0- 0	AWAY	0- 1	0- 1	2- 0			
0- 1	0- 0	0- 0	NEUTRAL	0- 1	0- 0	0- 0			
8- 1	0- 0	1- 0	CONFERENCE	0- 0	2- 0	5- 1			
5- 0	0- 0	1- 0	HOME	0- 0	1- 0	3- 0			
3- 1	0- 0	0- 0	AWAY	0- 0	1- 0	2- 1			
0- 0	0- 0	0- 0	NEUTRAL	0- 0	0- 0	0- 0			

RPI 1-25				RPI 26-50				RPI 51-100 Team's RPI: 57				RPI 101+			
RPI	S	Opponent	Score	RPI	S	Opponent	Score	RPI	S	Opponent	Score	RPI	S	Opponent	Score
20	A	DePaul	57 81	43	H	James Madison	70 48	74	A	Bucknell	49 60	102	A	Penn	49 53
								88	H	Villanova	54 52	108	H	Pacific	51 58
								91	N	Buffalo	59 63	129	H	Northeastern	50 41
								95	H	Davidson	74 63	131	H	Richmond	58 52
												143	A	William & Mary	61 54
												153	A	Elon	55 53
												165	A	Quinnipiac	66 62
												193	H	Towson	59 50
												204	H	La Salle	69 31
												209	A	Saint Joseph's	62 52
												214	H	Delaware	63 59
												245	H	Maine	70 57
												247	A	Col. of Charleston	59 73
												256	A	UNCW	73 72
												312	H	Hofstra	74 54
LAST 10 Division I															
				43	H	James Madison	70 48					312	H	Hofstra	74 54
				193	H	Towson	59 50					129	H	Northeastern	50 41
				143	A	William & Mary	61 54					256	A	UNCW	73 72
				153	A	Elon	55 53					247	A	Col. of Charleston	59 73
				214	H	Delaware	63 59					245	H	Maine	70 57

Non-Div I Games:

Drexel

Average RPI Win:	217	WON-LOST	WINNING	LAST 10	STRENGTH OF	OPP. STRENGTH	TEAM	ADJ.	CONF.	ADJ CONF.
Average RPI Loss:	93	RECORD	PCT. RANK	GAMES	SCHEDULE	OF SCHEDULE	RPI	RPI	RPI	RPI
DIV. I ONLY	15- 7	72	5-5	240	104	99	99	12	12	
DIV. I NON-CONF.	10- 3	58	0-1	249	112	88	88	12	12	
TOTALS	RPI 1-25	RPI 26-50	W-L RECORDS	RPI 51-100	RPI 101-150	RPI 150+				
15- 7	0- 0	0- 1	OVERALL	0- 3	2- 3	13- 0				
7- 2	0- 0	0- 0	HOME	0- 0	0- 2	7- 0				
8- 5	0- 0	0- 1	AWAY	0- 3	2- 1	6- 0				
0- 0	0- 0	0- 0	NEUTRAL	0- 0	0- 0	0- 0				
10- 3	0- 0	0- 1	NON-CONFERENCE	0- 1	1- 1	9- 0				
4- 1	0- 0	0- 0	HOME	0- 0	0- 1	4- 0				
6- 2	0- 0	0- 1	AWAY	0- 1	1- 0	5- 0				
0- 0	0- 0	0- 0	NEUTRAL	0- 0	0- 0	0- 0				
5- 4	0- 0	0- 0	CONFERENCE	0- 2	1- 2	4- 0				
3- 1	0- 0	0- 0	HOME	0- 0	0- 1	3- 0				
2- 3	0- 0	0- 0	AWAY	0- 2	1- 1	1- 0				
0- 0	0- 0	0- 0	NEUTRAL	0- 0	0- 0	0- 0				

RPI S	Opponent	Score	RPI S	Opponent	Score	RPI S	Opponent	Score	RPI S	Opponent	Score
48	A Oklahoma St.	41 84	54	A Temple	72 85	106	A VCU	79 76	113	H Kent St.	75 77
			78	A Dayton	41 54	127	H Massachusetts	77 81	139	A Cornell	72 62
			90	A Saint Louis	50 53	144	A George Washington	60 65	156	A Lafayette	73 65
						166	H Toledo	79 74	198	A Akron	88 63
						204	H La Salle	82 56	209	A Saint Joseph's	58 51
						217	A Manhattan	76 65	226	H Kennesaw St.	75 72
						234	A Iona	76 74	237	H George Mason	84 63
						255	H Saint Francis (PA)	72 69	268	A Pittsburgh	81 62
						291	H St. Bonaventure	58 39	344	H Central Conn. St.	72 33
LAST 10 Division I											
106	A VCU	79 76	78	A Dayton	41 54						
291	H St. Bonaventure	58 39	204	H La Salle	82 56						
90	A Saint Louis	50 53	144	A George Washington	60 65						
237	H George Mason	84 63	127	H Massachusetts	77 81						
209	A Saint Joseph's	58 51	48	A Oklahoma St.	41 84						

Non-Div I Games:

Duquesne

■ Loss,
 ■ Non-Conf,
 ■ S Site,
 ■ H Home
 ■ A Away
 N Neutral

Average RPI Win: 233	WON-LOST	WINNING	LAST 10	STRENGTH OF	OPP. STRENGTH	TEAM	ADJ.	CONF.	ADJ CONF.
Average RPI Loss: 161	RECORD	PCT. RANK	GAMES	SCHEDULE	OF SCHEDULE	RPI	RPI	RPI	RPI
DIV. I ONLY	6- 15	285	3-7	154	252	260	260	25	25
DIV. I NON-CONF.	4- 10	259	1-2	69	272	212	212	24	24
TOTALS	RPI 1-25	RPI 26-50	W-L RECORDS	RPI 51-100	RPI 101-150	RPI 150+			
6- 15	0- 0	0- 1	OVERALL	1- 3	1- 3	4- 8			
2- 8	0- 0	0- 1	HOME	1- 1	0- 0	1- 6			
4- 7	0- 0	0- 0	AWAY	0- 2	1- 3	3- 2			
0- 0	0- 0	0- 0	NEUTRAL	0- 0	0- 0	0- 0			
4- 10	0- 0	0- 1	NON-CONFERENCE	1- 3	1- 2	2- 4			
2- 5	0- 0	0- 1	HOME	1- 1	0- 0	1- 3			
2- 5	0- 0	0- 0	AWAY	0- 2	1- 2	1- 1			
0- 0	0- 0	0- 0	NEUTRAL	0- 0	0- 0	0- 0			
2- 5	0- 0	0- 0	CONFERENCE	0- 0	0- 1	2- 4			
0- 3	0- 0	0- 0	HOME	0- 0	0- 0	0- 3			
2- 2	0- 0	0- 0	AWAY	0- 0	0- 1	2- 1			
0- 0	0- 0	0- 0	NEUTRAL	0- 0	0- 0	0- 0			

RPI S	Opponent	Score	RPI S	Opponent	Score	RPI S	Opponent	Score	RPI S	Opponent	Score	Team's RPI: 260
44	H Tennessee	68 72	64	A Troy	61 79	107	A Liberty	63 62				
			87	A Georgia Tech	48 87	134	A N.C. A&T	69 80				
			92	H Wake Forest	67 60	139	A Cornell	43 71				
			95	H Davidson	60 75	146	A Samford	34 68				
						151	A UNC Greensboro	47 63				
						194	H Cleveland St.	54 62				
						196	A High Point	62 80				
						197	H Furman	62 81				
						219	H Radford	43 67				
						221	H Chattanooga	82 91				
						252	H South Alabama	65 60				
						254	H UNC Asheville	54 72				
						271	H Wofford	47 76				
						277	A Appalachian St.	67 61				
						331	A Mercer	72 66				
						338	A Western Caro.	62 57				
LAST 10 Division I												
221	H Chattanooga	82 91	338	A Western Caro.	62 57							
146	A Samford	34 68	151	A UNC Greensboro	47 63							
331	A Mercer	72 66	139	A Cornell	43 71							
271	H Wofford	47 76	252	H South Alabama	65 60							
197	H Furman	62 81	87	A Georgia Tech	48 87							

Non-Div I Games: Converse 73 35

ETSU

■ Loss,
 ■ Non-Conf,
 ■ S Site,
 ■ H Home
 ■ A Away
 N Neutral

East Carolina

Through Games Of Feb. 4, 2020

Average RPI Win:	268	WON-LOST	WINNING	LAST 10	STRENGTH OF	OPP. STRENGTH	TEAM	ADJ.	CONF.	ADJ CONF.
Average RPI Loss:	120	RECORD	PCT. RANK	GAMES	SCHEDULE	OF SCHEDULE	RPI	RPI	RPI	RPI
DIV. I ONLY	4- 17	315	1-9	91	115	269	269	9	9	
DIV. I NON-CONF.	3- 10	282	0-2	89	167	246	246	9	9	
TOTALS	RPI 1-25	RPI 26-50	W-L RECORDS	RPI 51-100	RPI 101-150	RPI 150+				
4- 17	0- 2	0- 0	OVERALL	0- 6	0- 4	4- 5				
3- 7	0- 1	0- 0	HOME	0- 2	0- 1	3- 3				
1- 8	0- 0	0- 0	AWAY	0- 3	0- 3	1- 2				
0- 2	0- 1	0- 0	NEUTRAL	0- 1	0- 0	0- 0				
3- 10	0- 1	0- 0	NON-CONFERENCE	0- 5	0- 3	3- 1				
2- 4	0- 0	0- 0	HOME	0- 2	0- 1	2- 1				
1- 4	0- 0	0- 0	AWAY	0- 2	0- 2	1- 0				
0- 2	0- 1	0- 0	NEUTRAL	0- 1	0- 0	0- 0				
1- 7	0- 1	0- 0	CONFERENCE	0- 1	0- 1	1- 4				
1- 3	0- 1	0- 0	HOME	0- 0	0- 0	1- 2				
0- 4	0- 0	0- 0	AWAY	0- 1	0- 1	0- 2				
0- 0	0- 0	0- 0	NEUTRAL	0- 0	0- 0	0- 0				

RPI 1-25				RPI 26-50				RPI 51-100				RPI 101+ Team's RPI: 269			
RPI	S	Opponent	Score	RPI	S	Opponent	Score	RPI	S	Opponent	Score	RPI	S	Opponent	Score
10	H	UConn	42 98					59	H	Middle Tenn.	66 68	106	A	VCU	40 53
16	N	Northwestern	45 64					62	A	UCF	55 91	107	A	Liberty	66 81
								68	H	Charlotte	47 59	143	H	William & Mary	68 78
								75	A	Georgia	50 67	149	A	Houston	63 72
								78	N	Dayton	68 94	170	H	Memphis	71 65
								92	A	Wake Forest	53 76	172	A	Wichita St.	55 57
												172	H	Wichita St.	53 61
												220	H	SMU	47 55
												243	A	Tulsa	56 58
												244	A	Longwood	64 61
												274	H	Howard	51 67
												324	H	UMES	57 42
												335	H	USC Upstate	69 48
LAST 10 Division I															
172	A	Wichita St.	55 57	172	H	Wichita St.	53 61								
170	H	Memphis	71 65	220	H	SMU	47 55								
10	H	UConn	42 98	62	A	UCF	55 91								
243	A	Tulsa	56 58	75	A	Georgia	50 67								
149	A	Houston	63 72	78	N	Dayton	68 94								

Non-Div I Games:

East Carolina

Loss, Non-Conf, S Site, H Home A Away N Neutral

Average RPI Win:	260	WON-LOST	WINNING	LAST 10	STRENGTH OF	OPP. STRENGTH	TEAM	ADJ.	CONF.	ADJ CONF.
Average RPI Loss:	158	RECORD	PCT. RANK	GAMES	SCHEDULE	OF SCHEDULE	RPI	RPI	RPI	RPI
DIV. I ONLY	11- 9	139	6-4	332	207	228	228	19	19	
DIV. I NON-CONF.	5- 5	164	0	348	150	302	302	22	22	
TOTALS	RPI 1-25	RPI 26-50	W-L RECORDS	RPI 51-100	RPI 101-150	RPI 150+				
11- 9	0- 0	0- 0	OVERALL	1- 1	0- 3	10- 5				
3- 5	0- 0	0- 0	HOME	1- 0	0- 2	2- 3				
7- 4	0- 0	0- 0	AWAY	0- 1	0- 1	7- 2				
1- 0	0- 0	0- 0	NEUTRAL	0- 0	0- 0	1- 0				
5- 5	0- 0	0- 0	NON-CONFERENCE	0- 0	0- 2	5- 3				
1- 3	0- 0	0- 0	HOME	0- 0	0- 1	1- 2				
3- 2	0- 0	0- 0	AWAY	0- 0	0- 1	3- 1				
1- 0	0- 0	0- 0	NEUTRAL	0- 0	0- 0	1- 0				
6- 4	0- 0	0- 0	CONFERENCE	1- 1	0- 1	5- 2				
2- 2	0- 0	0- 0	HOME	1- 0	0- 1	1- 1				
4- 2	0- 0	0- 0	AWAY	0- 1	0- 0	4- 1				
0- 0	0- 0	0- 0	NEUTRAL	0- 0	0- 0	0- 0				

RPI 1-25				RPI 26-50				RPI 51-100				RPI 101+ Team's RPI: 228			
RPI	S	Opponent	Score	RPI	S	Opponent	Score	RPI	S	Opponent	Score	RPI	S	Opponent	Score
								63	A	Belmont	45 69	112	A	Wisconsin	55 63
								69	H	UT Martin	74 70	118	H	Loyola Chicago	51 67
												137	H	Southeast Mo. St.	65 77
												158	H	Valparaiso	66 78
												163	H	Tennessee Tech	62 75
												185	A	Northern Ill.	48 61
												195	A	Austin Peay	76 47
												207	A	Murray St.	87 92
												211	N	Western Ill.	60 52
												250	A	Morehead St.	57 51
												264	A	Lipscomb	66 56
												276	A	Eastern Ky.	83 63
												278	H	Indiana St.	57 59
												293	H	Omaha	65 52
												306	H	Jacksonville St.	55 52
												325	A	Evansville	90 44
												337	A	UIC	80 45
												339	A	Tennessee St.	73 52
LAST 10 Division I															
				195	A	Austin Peay	76 47	306	H	Jacksonville St.	55 52				
				207	A	Murray St.	87 92	250	A	Morehead St.	57 51				
				137	H	Southeast Mo. St.	65 77	276	A	Eastern Ky.	83 63				
				69	H	UT Martin	74 70	63	A	Belmont	45 69				
				163	H	Tennessee Tech	62 75	339	A	Tennessee St.	73 52				

Non-Div I Games: Lindenwood (MO) 88 66

Eastern Ill.

■ Loss,
 ■ Non-Conf,
 ■ S Site,
 ■ H Home
 ■ A Away
 N Neutral

Average RPI Win:	263	WON-LOST	WINNING	LAST 10	STRENGTH OF	OPP. STRENGTH	TEAM	ADJ.	CONF.	ADJ CONF.
Average RPI Loss:	160	RECORD	PCT. RANK	GAMES	SCHEDULE	OF SCHEDULE	RPI	RPI	RPI	RPI
DIV. I ONLY	7- 13	257	2-8	246	284	276	276	19	19	
DIV. I NON-CONF.	5- 5	164	0	262	166	197	197	22	22	
TOTALS	RPI 1-25	RPI 26-50	W-L RECORDS	RPI 51-100	RPI 101-150	RPI 150+				
7- 13	0- 0	0- 0	OVERALL	0- 5	0- 1	7- 7				
3- 7	0- 0	0- 0	HOME	0- 1	0- 1	3- 5				
4- 6	0- 0	0- 0	AWAY	0- 4	0- 0	4- 2				
0- 0	0- 0	0- 0	NEUTRAL	0- 0	0- 0	0- 0				
5- 5	0- 0	0- 0	NON-CONFERENCE	0- 3	0- 0	5- 2				
2- 2	0- 0	0- 0	HOME	0- 0	0- 0	2- 2				
3- 3	0- 0	0- 0	AWAY	0- 3	0- 0	3- 0				
0- 0	0- 0	0- 0	NEUTRAL	0- 0	0- 0	0- 0				
2- 8	0- 0	0- 0	CONFERENCE	0- 2	0- 1	2- 5				
1- 5	0- 0	0- 0	HOME	0- 1	0- 1	1- 3				
1- 3	0- 0	0- 0	AWAY	0- 1	0- 0	1- 2				
0- 0	0- 0	0- 0	NEUTRAL	0- 0	0- 0	0- 0				

RPI 1-25				RPI 26-50				RPI 51-100				RPI 101+				Team's RPI: 276	
RPI	S	Opponent	Score	RPI	S	Opponent	Score	RPI	S	Opponent	Score	RPI	S	Opponent	Score		
								53	A	IUPUI	42	72	137	H	Southeast Mo. St.	44	60
								63	A	Belmont	48	68	163	A	Tennessee Tech	82	87
								69	H	UT Martin	50	65	163	H	Tennessee Tech	42	60
								94	A	Butler	41	73	170	A	Memphis	63	60
								98	A	Vanderbilt	69	75	173	H	Miami (OH)	57	75
													210	H	Northern Ky.	69	62
													221	H	Chattanooga	71	65
													228	H	Eastern Ill.	63	83
													229	H	Youngstown St.	63	72
													239	A	Xavier	56	55
													306	A	Jacksonville St.	54	68
													306	H	Jacksonville St.	33	43
													328	H	SIUE	49	46
													331	A	Mercer	61	60
													339	A	Tennessee St.	61	55
LAST 10 Division I																	
				137	H	Southeast Mo. St.	44	60	63	A	Belmont	48	68				
				69	H	UT Martin	50	65	328	H	SIUE	49	46				
				163	A	Tennessee Tech	82	87	228	H	Eastern Ill.	63	83				
				306	A	Jacksonville St.	54	68	306	H	Jacksonville St.	33	43				
				339	A	Tennessee St.	61	55	163	H	Tennessee Tech	42	60				

Non-Div I Games: Alice Lloyd 102 65

Eastern Ky.

■ Loss,
 ■ Non-Conf,
 ■ S Site,
 ■ H Home
 ■ A Away
 N Neutral

Average RPI Win:	222	WON-LOST	WINNING	LAST 10	STRENGTH OF	OPP. STRENGTH	TEAM	ADJ.	CONF.	ADJ CONF.
Average RPI Loss:	119	RECORD	PCT. RANK	GAMES	SCHEDULE	OF SCHEDULE	RPI	RPI	RPI	RPI
DIV. I ONLY	9- 10	199	6-4	170	143	169	169	10	10	
DIV. I NON-CONF.	4- 6	212	1-0	245	267	243	243	10	10	
TOTALS	RPI 1-25	RPI 26-50	W-L RECORDS	RPI 51-100	RPI 101-150	RPI 150+				
9- 10	0- 1	0- 1	OVERALL	0- 4	2- 0	7- 4				
5- 3	0- 1	0- 1	HOME	0- 1	1- 0	4- 0				
4- 7	0- 0	0- 0	AWAY	0- 3	1- 0	3- 4				
0- 0	0- 0	0- 0	NEUTRAL	0- 0	0- 0	0- 0				
4- 6	0- 0	0- 1	NON-CONFERENCE	0- 2	1- 0	3- 3				
2- 2	0- 0	0- 1	HOME	0- 1	1- 0	1- 0				
2- 4	0- 0	0- 0	AWAY	0- 1	0- 0	2- 3				
0- 0	0- 0	0- 0	NEUTRAL	0- 0	0- 0	0- 0				
5- 4	0- 1	0- 0	CONFERENCE	0- 2	1- 0	4- 1				
3- 1	0- 1	0- 0	HOME	0- 0	0- 0	3- 0				
2- 3	0- 0	0- 0	AWAY	0- 2	1- 0	1- 1				
0- 0	0- 0	0- 0	NEUTRAL	0- 0	0- 0	0- 0				

RPI 1-25				RPI 26-50				RPI 51-100				RPI 101+ Team's RPI: 169			
RPI	S	Opponent	Score	RPI	S	Opponent	Score	RPI	S	Opponent	Score	RPI	S	Opponent	Score
17	H	Central Mich.	82 89	40	H	Michigan	38 57	77	A	Ball St.	54 59	113	A	Kent St.	74 69
								79	H	Southern Ill.	54 85	137	H	Southeast Mo. St.	69 64
								91	A	Buffalo	63 66	166	A	Toledo	77 62
								100	A	Michigan St.	50 85	172	A	Wichita St.	52 63
												173	H	Miami (OH)	80 53
												184	A	Binghamton	67 78
												185	H	Northern Ill.	62 55
												198	A	Akron	81 88
												229	A	Youngstown St.	77 79
												231	H	Bowling Green	78 61
												323	H	Purdue Fort Wayne	64 40
												329	A	Detroit Mercy	84 70
												337	A	UIC	68 59
LAST 10 Division I															
198	A	Akron	81 88	173	H	Miami (OH)	80 53								
166	A	Toledo	77 62	77	A	Ball St.	54 59								
185	H	Northern Ill.	62 55	113	A	Kent St.	74 69								
17	H	Central Mich.	82 89	231	H	Bowling Green	78 61								
91	A	Buffalo	63 66	329	A	Detroit Mercy	84 70								

Non-Div I Games: Olivet 95 38

Eastern Mich.

■ Loss,
 ■ Non-Conf,
 ■ S Site,
 ■ H Home
 ■ A Away
 N Neutral

Average RPI Win:	316	WON-LOST	WINNING	LAST 10	STRENGTH OF	OPP. STRENGTH	TEAM	ADJ.	CONF.	ADJ CONF.
Average RPI Loss:	152	RECORD	PCT. RANK	GAMES	SCHEDULE	OF SCHEDULE	RPI	RPI	RPI	RPI
DIV. I ONLY	1- 17	345	1-9	85	213	308	308	18	18	
DIV. I NON-CONF.	0- 8	338	0	7	130	238	238	17	17	
TOTALS	RPI 1-25	RPI 26-50	W-L RECORDS	RPI 51-100	RPI 101-150	RPI 150+				
1- 17	0- 2	0- 0	OVERALL	0- 2	0- 4	1- 9				
1- 6	0- 0	0- 0	HOME	0- 1	0- 1	1- 4				
0- 10	0- 2	0- 0	AWAY	0- 0	0- 3	0- 5				
0- 1	0- 0	0- 0	NEUTRAL	0- 1	0- 0	0- 0				
0- 8	0- 2	0- 0	NON-CONFERENCE	0- 1	0- 3	0- 2				
0- 2	0- 0	0- 0	HOME	0- 0	0- 1	0- 1				
0- 5	0- 2	0- 0	AWAY	0- 0	0- 2	0- 1				
0- 1	0- 0	0- 0	NEUTRAL	0- 1	0- 0	0- 0				
1- 9	0- 0	0- 0	CONFERENCE	0- 1	0- 1	1- 7				
1- 4	0- 0	0- 0	HOME	0- 1	0- 0	1- 3				
0- 5	0- 0	0- 0	AWAY	0- 0	0- 1	0- 4				
0- 0	0- 0	0- 0	NEUTRAL	0- 0	0- 0	0- 0				

RPI 1-25				RPI 26-50				RPI 51-100				RPI 101+ Team's RPI: 308			
RPI	S	Opponent	Score	RPI	S	Opponent	Score	RPI	S	Opponent	Score	RPI	S	Opponent	Score
4	A	Stanford	27 92					52	N	Bradley	46 66	101	H	Boise St.	61 63
5	A	Gonzaga	44 84					93	H	Montana St.	85 89	104	A	Utah	49 87
												111	A	Idaho	60 69
												138	A	San Jose St.	66 84
												159	H	Northern Ariz.	62 70
												186	A	Montana	54 92
												187	A	Portland St.	58 75
												216	A	Southern Utah	50 71
												218	H	Pepperdine	52 53
												222	A	Northern Colo.	42 63
												232	H	Idaho St.	47 67
												249	A	UMKC	55 66
												305	H	Sacramento St.	67 74
												316	H	Weber St.	63 53
LAST 10 Division I															
159	H	Northern Ariz.	62 70	111	A	Idaho	60 69								
305	H	Sacramento St.	67 74	186	A	Montana	54 92								
222	A	Northern Colo.	42 63	187	A	Portland St.	58 75								
216	A	Southern Utah	50 71	232	H	Idaho St.	47 67								
93	H	Montana St.	85 89	316	H	Weber St.	63 53								

Non-Div I Games: Northwest Chrst. 81 62

Eastern Wash.

■ Loss,
 ■ Non-Conf, S Site,
 ■ Home
 ■ Away
 N Neutral

Average RPI Win:	251	WON-LOST	WINNING	LAST 10	STRENGTH OF	OPP. STRENGTH	TEAM	ADJ.	CONF.	ADJ CONF.
Average RPI Loss:	92	RECORD	PCT. RANK	GAMES	SCHEDULE	OF SCHEDULE	RPI	RPI	RPI	RPI
DIV. I ONLY	8- 11	227	5-5	69	196	153	153	14	14	
DIV. I NON-CONF.	4- 6	212	1-0	30	252	113	113	13	13	
TOTALS	RPI 1-25	RPI 26-50	W-L RECORDS	RPI 51-100	RPI 101-150	RPI 150+				
8- 11	0- 1	0- 1	OVERALL	0- 5	0- 3	8- 1				
4- 4	0- 0	0- 0	HOME	0- 2	0- 1	4- 1				
4- 5	0- 1	0- 1	AWAY	0- 2	0- 1	4- 0				
0- 2	0- 0	0- 0	NEUTRAL	0- 1	0- 1	0- 0				
4- 6	0- 1	0- 0	NON-CONFERENCE	0- 4	0- 1	4- 0				
2- 1	0- 0	0- 0	HOME	0- 1	0- 0	2- 0				
2- 3	0- 1	0- 0	AWAY	0- 2	0- 0	2- 0				
0- 2	0- 0	0- 0	NEUTRAL	0- 1	0- 1	0- 0				
4- 5	0- 0	0- 1	CONFERENCE	0- 1	0- 2	4- 1				
2- 3	0- 0	0- 0	HOME	0- 1	0- 1	2- 1				
2- 2	0- 0	0- 1	AWAY	0- 0	0- 1	2- 0				
0- 0	0- 0	0- 0	NEUTRAL	0- 0	0- 0	0- 0				

RPI 1-25				RPI 26-50				RPI 51-100				RPI 101+ Team's RPI: 153			
RPI	S	Opponent	Score	RPI	S	Opponent	Score	RPI	S	Opponent	Score	RPI	S	Opponent	Score
15	A	NC State	49 62	43	A	James Madison	48 61	53	N	IUPUI	53 59	126	N	Coastal Caro.	65 76
								57	H	Drexel	53 55	129	A	Northeastern	65 68
								58	A	North Carolina	46 76	143	H	William & Mary	77 84
								82	A	Marist	55 63	188	A	UNLV	50 44
								92	H	Wake Forest	57 69	193	A	Towson	74 61
												197	A	Furman	87 76
												214	H	Delaware	56 65
												247	H	Col. of Charleston	90 48
												256	H	UNCW	77 53
												277	H	Appalachian St.	67 66
												312	A	Hofstra	69 56
												338	H	Western Caro.	68 24
LAST 10 Division I															
143	H	William & Mary	77 84	256	H	UNCW	77 53								
214	H	Delaware	56 65	247	H	Col. of Charleston	90 48								
57	H	Drexel	53 55	43	A	James Madison	48 61								
312	A	Hofstra	69 56	193	A	Towson	74 61								
129	A	Northeastern	65 68	197	A	Furman	87 76								

Non-Div I Games: Newberry 73 53

Elon

■ Loss,
 ■ Non-Conf,
 ■ S Site,
 ■ H Home
 ■ A Away
 N Neutral

Evansville

Through Games Of Feb. 4, 2020

Average RPI Win:	304	WON-LOST	WINNING	LAST 10	STRENGTH OF	OPP. STRENGTH	TEAM	ADJ.	CONF.	ADJ CONF.
Average RPI Loss:	153	RECORD	PCT. RANK	GAMES	SCHEDULE	OF SCHEDULE	RPI	RPI	RPI	RPI
DIV. I ONLY	2- 17	338	0-10	207	174	325	325	7	7	
DIV. I NON-CONF.	2- 8	295	0-1	341	333	344	344	7	7	
TOTALS	RPI 1-25	RPI 26-50	W-L RECORDS	RPI 51-100	RPI 101-150	RPI 150+				
2- 17	0- 1	0- 1	OVERALL	0- 4	0- 2	2- 9				
2- 6	0- 1	0- 0	HOME	0- 1	0- 1	2- 3				
0- 11	0- 0	0- 1	AWAY	0- 3	0- 1	0- 6				
0- 0	0- 0	0- 0	NEUTRAL	0- 0	0- 0	0- 0				
2- 8	0- 0	0- 0	NON-CONFERENCE	0- 0	0- 1	2- 7				
2- 2	0- 0	0- 0	HOME	0- 0	0- 0	2- 2				
0- 6	0- 0	0- 0	AWAY	0- 0	0- 1	0- 5				
0- 0	0- 0	0- 0	NEUTRAL	0- 0	0- 0	0- 0				
0- 9	0- 1	0- 1	CONFERENCE	0- 4	0- 1	0- 2				
0- 4	0- 1	0- 0	HOME	0- 1	0- 1	0- 1				
0- 5	0- 0	0- 1	AWAY	0- 3	0- 0	0- 1				
0- 0	0- 0	0- 0	NEUTRAL	0- 0	0- 0	0- 0				

RPI 1-25				RPI 26-50				RPI 51-100				RPI 101+ Team's RPI: 325			
RPI	S	Opponent	Score	RPI	S	Opponent	Score	RPI	S	Opponent	Score	RPI	S	Opponent	Score
9	H	Missouri St.	55 81	28	A	Drake	44 108	51	A	UNI	60 76	118	H	Loyola Chicago	61 71
								52	A	Bradley	51 82	137	A	Southeast Mo. St.	60 83
								70	A	Illinois St.	58 81	158	H	Valparaiso	66 88
								79	H	Southern Ill.	57 70	160	A	Illinois	44 59
												173	A	Miami (OH)	64 72
												195	A	Austin Peay	64 80
												207	H	Murray St.	59 61
												228	H	Eastern Ill.	44 90
												258	H	Marshall	66 62
												278	A	Indiana St.	58 68
												323	A	Purdue Fort Wayne	64 67
												328	A	SIUE	74 85
												349	H	Chicago St.	76 42
LAST 10 Division I															
278	A	Indiana St.	58 68	158	H	Valparaiso	66 88								
9	H	Missouri St.	55 81	118	H	Loyola Chicago	61 71								
79	H	Southern Ill.	57 70	70	A	Illinois St.	58 81								
28	A	Drake	44 108	52	A	Bradley	51 82								
51	A	UNI	60 76	173	A	Miami (OH)	64 72								

Non-Div I Games: Brescia 77 61

Evansville

Loss, Non-Conf, S Site, H Home A Away N Neutral

Average RPI Win:	166	WON-LOST	WINNING	LAST 10	STRENGTH OF	OPP. STRENGTH	TEAM	ADJ.	CONF.	ADJ CONF.
Average RPI Loss:	20	RECORD	PCT. RANK	GAMES	SCHEDULE	OF SCHEDULE	RPI	RPI	RPI	RPI
DIV. I ONLY	19- 2	11	10-0	133	86	25	25	16	16	
DIV. I NON-CONF.	10- 2	29	1-0	91	12	24	24	16	16	
TOTALS	RPI 1-25	RPI 26-50	W-L RECORDS	RPI 51-100	RPI 101-150	RPI 150+				
19- 2	0- 2	1- 0	OVERALL	5- 0	4- 0	9- 0				
7- 1	0- 1	1- 0	HOME	1- 0	1- 0	4- 0				
8- 1	0- 1	0- 0	AWAY	2- 0	2- 0	4- 0				
4- 0	0- 0	0- 0	NEUTRAL	2- 0	1- 0	1- 0				
10- 2	0- 2	1- 0	NON-CONFERENCE	4- 0	2- 0	3- 0				
3- 1	0- 1	1- 0	HOME	1- 0	0- 0	1- 0				
3- 1	0- 1	0- 0	AWAY	1- 0	1- 0	1- 0				
4- 0	0- 0	0- 0	NEUTRAL	2- 0	1- 0	1- 0				
9- 0	0- 0	0- 0	CONFERENCE	1- 0	2- 0	6- 0				
4- 0	0- 0	0- 0	HOME	0- 0	1- 0	3- 0				
5- 0	0- 0	0- 0	AWAY	1- 0	1- 0	3- 0				
0- 0	0- 0	0- 0	NEUTRAL	0- 0	0- 0	0- 0				

RPI 1-25				RPI 26-50				RPI 51-100				RPI 101+			
RPI	S	Opponent	Score	RPI	S	Opponent	Score	RPI	S	Opponent	Score	RPI	S	Opponent	Score
19	A	Princeton	53 67	42	H	Duke	78 56	54	A	Temple	93 67	105	N	Notre Dame	69 60
21	H	LSU	63 74					62	H	UCF	72 50	107	A	Liberty	74 65
								66	N	South Dakota St.	71 70	107	H	Liberty	64 57
								80	N	South Fla.	81 77	149	A	Houston	57 45
								97	A	North Florida	72 50	175	A	North Ala.	74 63
												182	A	Jacksonville	81 68
												226	H	Kennesaw St.	80 63
												227	A	Stetson	89 47
												255	N	Saint Francis (PA)	97 64
												264	H	Lipscomb	82 56
												282	A	FIU	100 54
												330	H	NJIT	82 39
												344	H	Central Conn. St.	94 60
LAST 10 Division I															
182	A	Jacksonville	81 68	97	A	North Florida	72 50								
107	A	Liberty	74 65	227	A	Stetson	89 47								
330	H	NJIT	82 39	107	H	Liberty	64 57								
226	H	Kennesaw St.	80 63	264	H	Lipscomb	82 56								
175	A	North Ala.	74 63	42	H	Duke	78 56								

Non-Div I Games: Webber Int'l 99 48 Fla. Memorial 91 47 Johnson & Wales (FL89 56

FGCU

Loss, Non-Conf, S Site, H Home A Away N Neutral

Average RPI Win:	302	WON-LOST	WINNING	LAST 10	STRENGTH OF	OPP. STRENGTH	TEAM	ADJ.	CONF.	ADJ CONF.
Average RPI Loss:	143	RECORD	PCT. RANK	GAMES	SCHEDULE	OF SCHEDULE	RPI	RPI	RPI	RPI
DIV. I ONLY	5- 16	301	2-8	150	239	282	282	13	13	
DIV. I NON-CONF.	3- 8	268	0	256	334	314	314	14	14	
TOTALS	RPI 1-25	RPI 26-50	W-L RECORDS	RPI 51-100	RPI 101-150	RPI 150+				
5- 16	0- 1	0- 2	OVERALL	0- 4	0- 2	5- 7				
2- 10	0- 1	0- 1	HOME	0- 3	0- 1	2- 4				
3- 6	0- 0	0- 1	AWAY	0- 1	0- 1	3- 3				
0- 0	0- 0	0- 0	NEUTRAL	0- 0	0- 0	0- 0				
3- 8	0- 1	0- 0	NON-CONFERENCE	0- 1	0- 1	3- 5				
1- 7	0- 1	0- 0	HOME	0- 1	0- 1	1- 4				
2- 1	0- 0	0- 0	AWAY	0- 0	0- 0	2- 1				
0- 0	0- 0	0- 0	NEUTRAL	0- 0	0- 0	0- 0				
2- 8	0- 0	0- 2	CONFERENCE	0- 3	0- 1	2- 2				
1- 3	0- 0	0- 1	HOME	0- 2	0- 0	1- 0				
1- 5	0- 0	0- 1	AWAY	0- 1	0- 1	1- 2				
0- 0	0- 0	0- 0	NEUTRAL	0- 0	0- 0	0- 0				

RPI 1-25				RPI 26-50				RPI 51-100				RPI 101+ Team's RPI: 282			
RPI	S	Opponent	Score	RPI	S	Opponent	Score	RPI	S	Opponent	Score	RPI	S	Opponent	Score
25	H	FGCU	54 100	29	H	Old Dominion	39 66	59	A	Middle Tenn.	56 72	109	A	UAB	58 71
				32	A	Western Ky.	51 71	68	H	Charlotte	50 64	147	H	Bethune-Cookman	60 65
								96	H	Rice	47 68	182	A	Jacksonville	52 77
								97	H	North Florida	49 64	195	H	Austin Peay	56 58
												210	H	Northern Ky.	45 67
												224	H	Brown	57 72
												233	A	UTEP	34 64
												257	H	North Texas	58 56
												258	A	Marshall	68 65
												280	H	Oakland	49 58
												299	A	UTSA	45 60
												321	A	N.C. Central	59 58
												327	A	Georgia St.	70 63
												348	H	Grambling	56 55
LAST 10 Division I															
				32	A	Western Ky.	51 71	109	A	UAB	58 71				
				258	A	Marshall	68 65	96	H	Rice	47 68				
				68	H	Charlotte	50 64	257	H	North Texas	58 56				
				29	H	Old Dominion	39 66	299	A	UTSA	45 60				
				59	A	Middle Tenn.	56 72	233	A	UTEP	34 64				

Non-Div I Games:

FIU

Fairfield

Through Games Of Feb. 4, 2020

Average RPI Win:	273	WON-LOST	WINNING	LAST 10	STRENGTH OF	OPP. STRENGTH	TEAM	ADJ.	CONF.	ADJ CONF.
Average RPI Loss:	125	RECORD	PCT. RANK	GAMES	SCHEDULE	OF SCHEDULE	RPI	RPI	RPI	RPI
DIV. I ONLY	10- 8	136	7-3	296	208	208	208	24	24	
DIV. I NON-CONF.	3- 6	235	0-1	298	127	295	295	25	25	
TOTALS	RPI 1-25	RPI 26-50	W-L RECORDS	RPI 51-100	RPI 101-150	RPI 150+				
10- 8	0- 0	0- 1	OVERALL	1- 3	0- 0	9- 4				
7- 2	0- 0	0- 0	HOME	1- 0	0- 0	6- 2				
3- 6	0- 0	0- 1	AWAY	0- 3	0- 0	3- 2				
0- 0	0- 0	0- 0	NEUTRAL	0- 0	0- 0	0- 0				
3- 6	0- 0	0- 1	NON-CONFERENCE	0- 2	0- 0	3- 3				
2- 2	0- 0	0- 0	HOME	0- 0	0- 0	2- 2				
1- 4	0- 0	0- 1	AWAY	0- 2	0- 0	1- 1				
0- 0	0- 0	0- 0	NEUTRAL	0- 0	0- 0	0- 0				
7- 2	0- 0	0- 0	CONFERENCE	1- 1	0- 0	6- 1				
5- 0	0- 0	0- 0	HOME	1- 0	0- 0	4- 0				
2- 2	0- 0	0- 0	AWAY	0- 1	0- 0	2- 1				
0- 0	0- 0	0- 0	NEUTRAL	0- 0	0- 0	0- 0				

RPI 1-25				RPI 26-50				RPI 51-100				RPI 101+				Team's RPI: 208	
RPI	S	Opponent	Score	RPI	S	Opponent	Score	RPI	S	Opponent	Score	RPI	S	Opponent	Score		
				50	A	St. John's (NY)	69 71	54	A	Temple	59 77	165	A	Quinnipiac	62 76		
								76	A	Seton Hall	44 74	167	H	Dartmouth	51 52		
								82	H	Marist	52 48	179	A	Rhode Island	41 74		
								85	A	Rider	52 60	217	H	Manhattan	87 47		
												224	H	Brown	44 58		
												234	A	Iona	52 40		
												279	H	Monmouth	49 38		
												292	H	Navy	66 52		
												307	A	Siena	65 35		
												312	H	Hofstra	73 64		
												334	A	LIU Brooklyn	53 51		
												336	H	Saint Peter's	67 48		
												341	H	Canisius	72 70		
LAST 10 Division I																	
				82	H	Marist	52 48	341	H	Canisius	72 70						
				85	A	Rider	52 60	336	H	Saint Peter's	67 48						
				165	A	Quinnipiac	62 76	279	H	Monmouth	49 38						
				217	H	Manhattan	87 47	307	A	Siena	65 35						
				234	A	Iona	52 40	224	H	Brown	44 58						

Non-Div I Games:

Fairfield

■ Loss,
 ■ Non-Conf,
 S Site,
 ■ Home
 ■ Away
 N Neutral

Average RPI Win: 305				WON-LOST		WINNING		LAST 10		STRENGTH OF		OPP. STRENGTH		TEAM		ADJ.		CONF.		ADJ CONF.	
Average RPI Loss: 246				RECORD		PCT. RANK		GAMES		SCHEDULE		OF SCHEDULE		RPI		RPI		RPI		RPI	
DIV. I ONLY				8- 13		245		5-5		347		345		322		322		30		30	
DIV. I NON-CONF.				3- 8		268		0		338		339		332		332		29		29	
TOTALS				RPI 1-25		RPI 26-50		W-L RECORDS		RPI 51-100		RPI 101-150		RPI 150+							
8- 13				0- 0		0- 0		OVERALL		0- 0		0- 0		8- 13							
4- 6				0- 0		0- 0		HOME		0- 0		0- 0		4- 6							
4- 7				0- 0		0- 0		AWAY		0- 0		0- 0		4- 7							
0- 0				0- 0		0- 0		NEUTRAL		0- 0		0- 0		0- 0							
3- 8				0- 0		0- 0		NON-CONFERENCE		0- 0		0- 0		3- 8							
1- 4				0- 0		0- 0		HOME		0- 0		0- 0		1- 4							
2- 4				0- 0		0- 0		AWAY		0- 0		0- 0		2- 4							
0- 0				0- 0		0- 0		NEUTRAL		0- 0		0- 0		0- 0							
5- 5				0- 0		0- 0		CONFERENCE		0- 0		0- 0		5- 5							
3- 2				0- 0		0- 0		HOME		0- 0		0- 0		3- 2							
2- 3				0- 0		0- 0		AWAY		0- 0		0- 0		2- 3							
0- 0				0- 0		0- 0		NEUTRAL		0- 0		0- 0		0- 0							

RPI 1-25				RPI 26-50				RPI 51-100				RPI 101+ Team's RPI: 322			
RPI	S	Opponent	Score	RPI	S	Opponent	Score	RPI	S	Opponent	Score	RPI	S	Opponent	Score
												156	A	Lafayette	29 61
												184	H	Binghamton	48 60
												202	A	UMass Lowell	56 61
												206	A	Merrimack	51 62
												213	H	Mt. St. Mary's	61 69
												217	H	Manhattan	61 62
												255	H	Saint Francis (PA)	56 47
												266	H	Loyola Maryland	46 75
												268	A	Pittsburgh	60 69
												274	A	Howard	56 64
												283	A	Wagner	62 61
												284	A	Sacred Heart	53 68
												284	H	Sacred Heart	65 60
												285	H	Army West Point	68 70
												304	A	St. Francis Brooklyn	62 57
												307	H	Siena	67 58
												314	H	Bryant	45 57
												330	A	NJIT	68 59
												334	A	LIU Brooklyn	63 68
												336	A	Saint Peter's	77 71
												344	H	Central Conn. St.	66 47
EAST 10 Division I															
				283	A	Wagner	62 61	284	H	Sacred Heart	65 60				
				213	H	Mt. St. Mary's	61 69	334	A	LIU Brooklyn	63 68				
				206	A	Merrimack	51 62	255	H	Saint Francis (PA)	56 47				
				284	A	Sacred Heart	53 68	314	H	Bryant	45 57				
				344	H	Central Conn. St.	66 47	304	A	St. Francis Brooklyn	62 57				

Non-Div I Games:

Fairleigh Dickinson

■ Loss, ■ Non-Conf, S Site, H Home A Away N Neutral

Fla. Atlantic

Through Games Of Feb. 4, 2020

Average RPI Win:	226	WON-LOST	WINNING	LAST 10	STRENGTH OF	OPP. STRENGTH	TEAM	ADJ.	CONF.	ADJ CONF.
Average RPI Loss:	116	RECORD	PCT. RANK	GAMES	SCHEDULE	OF SCHEDULE	RPI	RPI	RPI	RPI
DIV. I ONLY	9- 12	222	3-7	114	152	181	181	13	13	
DIV. I NON-CONF.	6- 5	151	0	201	202	185	185	14	14	
TOTALS	RPI 1-25	RPI 26-50	W-L RECORDS	RPI 51-100	RPI 101-150	RPI 150+				
9- 12	0- 1	0- 2	OVERALL	1- 2	0- 4	8- 3				
6- 5	0- 0	0- 1	HOME	1- 1	0- 2	5- 1				
3- 7	0- 1	0- 1	AWAY	0- 1	0- 2	3- 2				
0- 0	0- 0	0- 0	NEUTRAL	0- 0	0- 0	0- 0				
6- 5	0- 1	0- 0	NON-CONFERENCE	0- 0	0- 3	6- 1				
4- 3	0- 0	0- 0	HOME	0- 0	0- 2	4- 1				
2- 2	0- 1	0- 0	AWAY	0- 0	0- 1	2- 0				
0- 0	0- 0	0- 0	NEUTRAL	0- 0	0- 0	0- 0				
3- 7	0- 0	0- 2	CONFERENCE	1- 2	0- 1	2- 2				
2- 2	0- 0	0- 1	HOME	1- 1	0- 0	1- 0				
1- 5	0- 0	0- 1	AWAY	0- 1	0- 1	1- 2				
0- 0	0- 0	0- 0	NEUTRAL	0- 0	0- 0	0- 0				

RPI 1-25				RPI 26-50				RPI 51-100				RPI 101+ Team's RPI: 181			
RPI	S	Opponent	Score	RPI	S	Opponent	Score	RPI	S	Opponent	Score	RPI	S	Opponent	Score
12	A	Iowa	53 85	29	H	Old Dominion	63 75	59	A	Middle Tenn.	66 81	109	A	UAB	73 92
				32	A	Western Ky.	59 68	68	H	Charlotte	65 44	116	H	Kansas	60 90
								96	H	Rice	69 78	125	H	Harvard	51 65
												131	A	Richmond	55 57
												155	A	Western Mich.	80 79
												164	A	Hampton	64 63
												177	H	Little Rock	79 72
												197	H	Furman	63 69
												233	A	UTEP	65 96
												257	H	North Texas	84 78
												258	A	Marshall	75 85
												266	H	Loyola Maryland	72 61
												299	A	UTSA	80 53
												307	H	Siena	83 39
												344	H	Central Conn. St.	72 54
LAST 10 Division I															
258	A	Marshall	75 85	59	A	Middle Tenn.	66 81								
32	A	Western Ky.	59 68	257	H	North Texas	84 78								
29	H	Old Dominion	63 75	96	H	Rice	69 78								
68	H	Charlotte	65 44	233	A	UTEP	65 96								
109	A	UAB	73 92	299	A	UTSA	80 53								

Non-Div I Games:

Fla. Atlantic

Loss, Non-Conf, S Site, H Home A Away N Neutral

Average RPI Win:	216	WON-LOST	WINNING	LAST 10	STRENGTH OF	OPP. STRENGTH	TEAM	ADJ.	CONF.	ADJ CONF.
Average RPI Loss:	41	RECORD	PCT. RANK	GAMES	SCHEDULE	OF SCHEDULE	RPI	RPI	RPI	RPI
DIV. I ONLY	12- 10	150	4-6	89	77	117	117	4	4	
DIV. I NON-CONF.	9- 4	84	1-0	313	176	193	193	5	5	
TOTALS	RPI 1-25	RPI 26-50	W-L RECORDS	RPI 51-100	RPI 101-150	RPI 150+				
12- 10	1- 6	0- 2	OVERALL	2- 1	2- 1	7- 0				
7- 5	0- 4	0- 1	HOME	2- 0	1- 0	4- 0				
4- 4	1- 2	0- 1	AWAY	0- 0	1- 1	2- 0				
1- 1	0- 0	0- 0	NEUTRAL	0- 1	0- 0	1- 0				
9- 4	0- 2	0- 0	NON-CONFERENCE	1- 1	1- 1	7- 0				
6- 2	0- 2	0- 0	HOME	1- 0	1- 0	4- 0				
2- 1	0- 0	0- 0	AWAY	0- 0	0- 1	2- 0				
1- 1	0- 0	0- 0	NEUTRAL	0- 1	0- 0	1- 0				
3- 6	1- 4	0- 2	CONFERENCE	1- 0	1- 0	0- 0				
1- 3	0- 2	0- 1	HOME	1- 0	0- 0	0- 0				
2- 3	1- 2	0- 1	AWAY	0- 0	1- 0	0- 0				
0- 0	0- 0	0- 0	NEUTRAL	0- 0	0- 0	0- 0				

RPI 1-25				RPI 26-50				RPI 51-100				RPI 101+ Team's RPI: 117			
RPI	S	Opponent	Score	RPI	S	Opponent	Score	RPI	S	Opponent	Score	RPI	S	Opponent	Score
13	H	Indiana	49 73	41	A	Arkansas	57 79	92	N	Wake Forest	68 73	116	A	Kansas	66 76
14	A	Mississippi St.	47 93	44	H	Tennessee	50 78	95	H	Davidson	55 50	121	A	Auburn	83 63
18	A	Texas A&M	42 69					98	H	Vanderbilt	68 60	146	H	Samford	84 48
21	H	LSU	68 77									239	N	Xavier	67 64
23	H	Florida St.	55 66									244	H	Longwood	71 54
24	A	Kentucky	70 62									296	A	Prairie View	51 44
24	H	Kentucky	45 65									309	H	Presbyterian	60 46
												331	H	Mercer	71 50
												346	H	Florida A&M	84 40
												348	A	Grambling	72 65
LAST 10 Division I															
24	A	Kentucky	70 62	24	H	Kentucky	45 65								
21	H	LSU	68 77	121	A	Auburn	83 63								
41	A	Arkansas	57 79	98	H	Vanderbilt	68 60								
18	A	Texas A&M	42 69	14	A	Mississippi St.	47 93								
44	H	Tennessee	50 78	95	H	Davidson	55 50								

Non-Div I Games:

Florida

■ Loss,
 ■ Non-Conf,
 ■ S Site,
 ■ H Home
 ■ A Away
 N Neutral

Average RPI Win:	347	WON-LOST	WINNING	LAST 10	STRENGTH OF	OPP. STRENGTH	TEAM	ADJ.	CONF.	ADJ CONF.
Average RPI Loss:	228	RECORD	PCT. RANK	GAMES	SCHEDULE	OF SCHEDULE	RPI	RPI	RPI	RPI
DIV. I ONLY	2- 16	336	2-8	323	351	346	346	29	29	
DIV. I NON-CONF.	0- 9	338	0-1	273	349	348	348	30	30	
TOTALS	RPI 1-25	RPI 26-50	W-L RECORDS	RPI 51-100	RPI 101-150	RPI 150+				
2- 16	0- 1	0- 0	OVERALL	0- 0	0- 4	2- 11				
1- 5	0- 0	0- 0	HOME	0- 0	0- 1	1- 4				
1- 11	0- 1	0- 0	AWAY	0- 0	0- 3	1- 7				
0- 0	0- 0	0- 0	NEUTRAL	0- 0	0- 0	0- 0				
0- 9	0- 1	0- 0	NON-CONFERENCE	0- 0	0- 2	0- 6				
0- 2	0- 0	0- 0	HOME	0- 0	0- 0	0- 2				
0- 7	0- 1	0- 0	AWAY	0- 0	0- 2	0- 4				
0- 0	0- 0	0- 0	NEUTRAL	0- 0	0- 0	0- 0				
2- 7	0- 0	0- 0	CONFERENCE	0- 0	0- 2	2- 5				
1- 3	0- 0	0- 0	HOME	0- 0	0- 1	1- 2				
1- 4	0- 0	0- 0	AWAY	0- 0	0- 1	1- 3				
0- 0	0- 0	0- 0	NEUTRAL	0- 0	0- 0	0- 0				

RPI 1-25				RPI 26-50				RPI 51-100				RPI 101+ Team's RPI: 346			
RPI	S	Opponent	Score	RPI	S	Opponent	Score	RPI	S	Opponent	Score	RPI	S	Opponent	Score
21	A	LSU	45 73									117	A	Florida	40 84
												134	A	N.C. A&T	44 71
												141	A	Texas Tech	60 98
												147	H	Bethune-Cookman	57 78
												171	A	Norfolk St.	51 59
												182	H	Jacksonville	54 88
												230	H	Morgan St.	47 59
												274	A	Howard	58 72
												281	H	Alabama A&M	53 77
												306	A	Jacksonville St.	67 72
												318	A	Alcorn	42 58
												321	A	N.C. Central	57 66
												321	H	N.C. Central	70 71
												335	A	USC Upstate	61 74
												343	H	Coppin St.	58 48
												350	A	South Carolina St.	44 39
												351	A	Mississippi Val.	70 71
LAST 10 Division I															
				147	H	Bethune-Cookman	57 78			343	H	Coppin St.	58 48		
				171	A	Norfolk St.	51 59			230	H	Morgan St.	47 59		
				274	A	Howard	58 72			134	A	N.C. A&T	44 71		
				321	H	N.C. Central	70 71			321	A	N.C. Central	57 66		
				350	A	South Carolina St.	44 39			21	A	LSU	45 73		

Non-Div I Games: Johnson (FL) 102 40 Trinity Baptist 103 54

Florida A&M

■ Loss,
 ■ Non-Conf, S Site,
 ■ Home
 ■ Away
 N Neutral

Florida St.

Through Games Of Feb. 4, 2020

Average RPI Win:	122	WON-LOST	WINNING	LAST 10	STRENGTH OF	OPP. STRENGTH	TEAM	ADJ.	CONF.	ADJ CONF.
Average RPI Loss:	71	RECORD	PCT. RANK	GAMES	SCHEDULE	OF SCHEDULE	RPI	RPI	RPI	RPI
DIV. I ONLY	18- 4	24	6-4	61	29	23	23	5	5	
DIV. I NON-CONF.	11- 0	1	0	96	37	9	9	3	3	
TOTALS	RPI 1-25	RPI 26-50	W-L RECORDS	RPI 51-100	RPI 101-150	RPI 150+				
18- 4	2- 1	3- 0	OVERALL	6- 2	2- 1	5- 0				
9- 2	0- 0	2- 0	HOME	4- 2	1- 0	2- 0				
7- 2	1- 1	0- 0	AWAY	2- 0	1- 1	3- 0				
2- 0	1- 0	1- 0	NEUTRAL	0- 0	0- 0	0- 0				
11- 0	2- 0	2- 0	NON-CONFERENCE	2- 0	2- 0	3- 0				
6- 0	0- 0	1- 0	HOME	2- 0	1- 0	2- 0				
3- 0	1- 0	0- 0	AWAY	0- 0	1- 0	1- 0				
2- 0	1- 0	1- 0	NEUTRAL	0- 0	0- 0	0- 0				
7- 4	0- 1	1- 0	CONFERENCE	4- 2	0- 1	2- 0				
3- 2	0- 0	1- 0	HOME	2- 2	0- 0	0- 0				
4- 2	0- 1	0- 0	AWAY	2- 0	0- 1	2- 0				
0- 0	0- 0	0- 0	NEUTRAL	0- 0	0- 0	0- 0				

RPI 1-25				Team's RPI: 23	RPI 26-50				RPI 51-100				RPI 101+									
RPI	S	Opponent	Score		RPI	S	Opponent	Score		RPI	S	Opponent	Score		RPI	S	Opponent	Score				
15	A	NC State	51	68	34	H	Virginia Tech	86	62	58	H	North Carolina	78	64	117	A	Florida	66	55			
18	N	Texas A&M	80	58	40	N	Michigan	79	69	60	A	Miami (FL)	73	62	119	A	Syracuse	89	90			
21	A	LSU	70	62	50	H	St. John's (NY)	74	70	60	H	Miami (FL)	79	61	146	H	Samford	88	59			
													61	H	Boston College	56	65	178	A	Clemson	81	64
													87	H	Georgia Tech	52	67	182	H	Jacksonville	75	41
													92	A	Wake Forest	70	65	268	A	Pittsburgh	66	41
													97	H	North Florida	70	41	337	A	UIC	86	42
													100	H	Michigan St.	78	68	340	H	Charleston So.	88	36
LAST 10 Division I																						
268	A	Pittsburgh	66	41	58	H	North Carolina	78	64													
61	H	Boston College	56	65	87	H	Georgia Tech	52	67													
60	H	Miami (FL)	79	61	60	A	Miami (FL)	73	62													
92	A	Wake Forest	70	65	119	A	Syracuse	89	90													
15	A	NC State	51	68	34	H	Virginia Tech	86	62													

Non-Div I Games:

Florida St.

Loss, Non-Conf, S Site, H Home A Away N Neutral

Average RPI Win: 177	WON-LOST	WINNING	LAST 10	STRENGTH OF	OPP. STRENGTH	TEAM	ADJ.	CONF.	ADJ CONF.
Average RPI Loss: 110	RECORD	PCT. RANK	GAMES	SCHEDULE	OF SCHEDULE	RPI	RPI	RPI	RPI
DIV. I ONLY	13- 8	103	7-3	159	94	115	115	12	12
DIV. I NON-CONF.	8- 5	117	2-0	156	90	120	120	12	12

TOTALS	RPI 1-25	RPI 26-50	W-L RECORDS	RPI 51-100	RPI 101-150	RPI 150+			
13- 8	0- 0	0- 1	OVERALL	2- 3	5- 2	6- 2			
9- 2	0- 0	0- 0	HOME	1- 1	4- 1	4- 0			
3- 5	0- 0	0- 0	AWAY	1- 2	0- 1	2- 2			
1- 1	0- 0	0- 1	NEUTRAL	0- 0	1- 0	0- 0			
8- 5	0- 0	0- 1	NON-CONFERENCE	1- 1	4- 1	3- 2			
5- 2	0- 0	0- 0	HOME	0- 1	3- 1	2- 0			
2- 2	0- 0	0- 0	AWAY	1- 0	0- 0	1- 2			
1- 1	0- 0	0- 1	NEUTRAL	0- 0	1- 0	0- 0			
5- 3	0- 0	0- 0	CONFERENCE	1- 2	1- 1	3- 0			
4- 0	0- 0	0- 0	HOME	1- 0	1- 0	2- 0			
1- 3	0- 0	0- 0	AWAY	0- 2	0- 1	1- 0			
0- 0	0- 0	0- 0	NEUTRAL	0- 0	0- 0	0- 0			

RPI 1-25			RPI 26-50			RPI 51-100			RPI 101+			Team's RPI: 115
RPI	S	Opponent	Score	RPI	S	Opponent	Score	RPI	S	Opponent	Score	Score
				41	N	Arkansas	59 71	68	A	Charlotte	76 51	105 H Notre Dame 55 60
								78	A	Dayton	44 48	106 A VCU 52 62
								88	H	Villanova	66 73	129 H Northeastern 74 58
								90	H	Saint Louis	66 54	136 N Lehigh 59 57
								95	A	Davidson	62 74	144 H George Washington 53 47
												146 H Samford 68 37
												149 H Houston 63 54
												176 A Columbia 51 70
												190 A Penn St. 59 72
												204 H La Salle 62 45
												217 A Manhattan 51 45
												237 A George Mason 66 54
												238 H Georgetown 67 54
												246 H Southern U. 65 52
												291 H St. Bonaventure 79 53

LAST 10 Division I												
				204	H	La Salle	62 45	144	H	George Washington	53 47	
				106	A	VCU	52 62	95	A	Davidson	62 74	
				78	A	Dayton	44 48	291	H	St. Bonaventure	79 53	
				90	H	Saint Louis	66 54	149	H	Houston	63 54	
				237	A	George Mason	66 54	146	H	Samford	68 37	

Non-Div I Games:

Fordham

 Loss,
 Non-Conf,
 S Site,
 H Home
 A Away
N Neutral

Average RPI Win:	216	WON-LOST	WINNING	LAST 10	STRENGTH OF	OPP. STRENGTH	TEAM	ADJ.	CONF.	ADJ CONF.
Average RPI Loss:	109	RECORD	PCT. RANK	GAMES	SCHEDULE	OF SCHEDULE	RPI	RPI	RPI	RPI
DIV. I ONLY	16- 4	31	9-1	199	163	71	71	17	17	
DIV. I NON-CONF.	5- 4	140	0-1	209	123	144	144	23	23	
TOTALS	RPI 1-25	RPI 26-50	W-L RECORDS	RPI 51-100	RPI 101-150	RPI 150+				
16- 4	0- 0	0- 1	OVERALL	0- 1	2- 0	14- 2				
8- 1	0- 0	0- 0	HOME	0- 1	0- 0	8- 0				
7- 2	0- 0	0- 0	AWAY	0- 0	2- 0	5- 2				
1- 1	0- 0	0- 1	NEUTRAL	0- 0	0- 0	1- 0				
5- 4	0- 0	0- 1	NON-CONFERENCE	0- 1	0- 0	5- 2				
2- 1	0- 0	0- 0	HOME	0- 1	0- 0	2- 0				
2- 2	0- 0	0- 0	AWAY	0- 0	0- 0	2- 2				
1- 1	0- 0	0- 1	NEUTRAL	0- 0	0- 0	1- 0				
11- 0	0- 0	0- 0	CONFERENCE	0- 0	2- 0	9- 0				
6- 0	0- 0	0- 0	HOME	0- 0	0- 0	6- 0				
5- 0	0- 0	0- 0	AWAY	0- 0	2- 0	3- 0				
0- 0	0- 0	0- 0	NEUTRAL	0- 0	0- 0	0- 0				

RPI S	Opponent	Score	RPI S	Opponent	Score	RPI S	Opponent	Score	RPI S	Opponent	Score
36 N	Yale	67 87	65 H	BYU	65 71	101 A	Boise St.	85 80	138 A	San Jose St.	85 76
						154 A	Portland	64 75	159 H	Northern Ariz.	83 66
						168 H	UC Davis	73 65	180 A	Santa Clara	66 90
						186 A	Montana	76 63	188 A	UNLV	72 66
						189 H	Wyoming	89 59	205 A	New Mexico	84 78
						205 H	New Mexico	84 81	238 N	Georgetown	82 69
						241 A	San Diego St.	65 60	241 H	San Diego St.	79 54
						267 H	Colorado St.	55 53	294 H	Utah St.	76 64
						315 H	Air Force	61 52	317 A	Cal Poly	79 52
LAST 10 Division I											
205 A	New Mexico	84 78	241 A	San Diego St.	65 60						
315 H	Air Force	61 52	205 H	New Mexico	84 81						
101 A	Boise St.	85 80	138 A	San Jose St.	85 76						
267 H	Colorado St.	55 53	241 H	San Diego St.	79 54						
189 H	Wyoming	89 59	180 A	Santa Clara	66 90						

Non-Div I Games: La Verne 111 56 UC Merced 92 26

Fresno St.

■ Loss,
 ■ Non-Conf, S Site,
 ■ Home
 ■ Away
 N Neutral

Average RPI Win:	239	WON-LOST	WINNING	LAST 10	STRENGTH OF	OPP. STRENGTH	TEAM	ADJ.	CONF.	ADJ CONF.
Average RPI Loss:	151	RECORD	PCT. RANK	GAMES	SCHEDULE	OF SCHEDULE	RPI	RPI	RPI	RPI
DIV. I ONLY	11- 8	123	6-4	325	119	197	197	25	25	
DIV. I NON-CONF.	7- 5	131	2-1	253	57	132	132	24	24	
TOTALS	RPI 1-25	RPI 26-50	W-L RECORDS	RPI 51-100	RPI 101-150	RPI 150+				
11- 8	0- 0	0- 0	OVERALL	0- 3	2- 0	9- 5				
6- 2	0- 0	0- 0	HOME	0- 0	1- 0	5- 2				
4- 6	0- 0	0- 0	AWAY	0- 3	1- 0	3- 3				
1- 0	0- 0	0- 0	NEUTRAL	0- 0	0- 0	1- 0				
7- 5	0- 0	0- 0	NON-CONFERENCE	0- 3	1- 0	6- 2				
3- 1	0- 0	0- 0	HOME	0- 0	0- 0	3- 1				
3- 4	0- 0	0- 0	AWAY	0- 3	1- 0	2- 1				
1- 0	0- 0	0- 0	NEUTRAL	0- 0	0- 0	1- 0				
4- 3	0- 0	0- 0	CONFERENCE	0- 0	1- 0	3- 3				
3- 1	0- 0	0- 0	HOME	0- 0	1- 0	2- 1				
1- 2	0- 0	0- 0	AWAY	0- 0	0- 0	1- 2				
0- 0	0- 0	0- 0	NEUTRAL	0- 0	0- 0	0- 0				

RPI 1-25			RPI 26-50			RPI 51-100			RPI 101+ Team's RPI: 197		
RPI	S	Opponent	Score	RPI	S	Opponent	Score	RPI	S	Opponent	Score
								59	A	Middle Tenn.	62 78
								75	A	Georgia	48 77
								98	A	Vanderbilt	46 74
								131	A	Richmond	70 69
								146	H	Samford	77 69
								151	H	UNC Greensboro	53 59
								153	H	Elon	76 87
								164	H	Hampton	70 65
								178	A	Clemson	71 77
								181	A	Fla. Atlantic	69 63
								209	N	Saint Joseph's	63 48
								221	A	Chattanooga	52 60
								242	A	Gardner-Webb	72 67
								260	A	ETSU	81 62
								271	A	Wofford	62 66
								295	H	Ga. Southern	78 63
								327	H	Georgia St.	62 55
								331	H	Mercer	62 49
								338	H	Western Caro.	69 53
LAST 10 Division I											
271	A	Wofford	62 66	146	H	Samford	77 69				
338	H	Western Caro.	69 53	331	H	Mercer	62 49				
151	H	UNC Greensboro	53 59	153	H	Elon	76 87				
221	A	Chattanooga	52 60	209	N	Saint Joseph's	63 48				
260	A	ETSU	81 62	181	A	Fla. Atlantic	69 63				

Non-Div I Games: North Greenville 88 51 Newberry 62 43 UNKNOWN 88 24

Furman

Loss, Non-Conf, S Site, H Home A Away N Neutral

Average RPI Win:	277	WON-LOST	WINNING	LAST 10	STRENGTH OF	OPP. STRENGTH	TEAM	ADJ.	CONF.	ADJ CONF.
Average RPI Loss:	195	RECORD	PCT. RANK	GAMES	SCHEDULE	OF SCHEDULE	RPI	RPI	RPI	RPI
DIV. I ONLY	6- 14	278	3-7	259	328	295	295	21	21	
DIV. I NON-CONF.	3- 8	268	0-1	258	338	288	288	20	20	
TOTALS	RPI 1-25	RPI 26-50	W-L RECORDS	RPI 51-100	RPI 101-150	RPI 150+				
6- 14	0- 0	0- 0	OVERALL	0- 1	0- 4	6- 9				
3- 4	0- 0	0- 0	HOME	0- 1	0- 0	3- 3				
2- 9	0- 0	0- 0	AWAY	0- 0	0- 3	2- 6				
1- 1	0- 0	0- 0	NEUTRAL	0- 0	0- 1	1- 0				
3- 8	0- 0	0- 0	NON-CONFERENCE	0- 0	0- 3	3- 5				
0- 2	0- 0	0- 0	HOME	0- 0	0- 0	0- 2				
2- 5	0- 0	0- 0	AWAY	0- 0	0- 2	2- 3				
1- 1	0- 0	0- 0	NEUTRAL	0- 0	0- 1	1- 0				
3- 6	0- 0	0- 0	CONFERENCE	0- 1	0- 1	3- 4				
3- 2	0- 0	0- 0	HOME	0- 1	0- 0	3- 1				
0- 4	0- 0	0- 0	AWAY	0- 0	0- 1	0- 3				
0- 0	0- 0	0- 0	NEUTRAL	0- 0	0- 0	0- 0				

RPI S	Opponent	Score	RPI S	Opponent	Score	RPI S	Opponent	Score	RPI S	Opponent	Score	Team's RPI: 295
						64	H Troy	69 79	113	N Kent St.	48 62	
									126	A Coastal Caro.	59 66	
									145	A Tulane	40 56	
									147	A Bethune-Cookman	57 75	
									152	H Louisiana	83 67	
									177	A Little Rock	46 58	
									197	A Furman	63 78	
									201	H North Dakota	56 69	
									203	A Arkansas St.	62 69	
									226	H Kennesaw St.	69 95	
									252	H South Alabama	65 71	
									261	A Winthrop	91 47	
									271	A Wofford	70 57	
									273	A Ole Miss	66 69	
									277	A Appalachian St.	75 83	
									304	N St. Francis Brooklyn	78 47	
									327	H Georgia St.	81 56	
									331	A Mercer	52 62	
									347	H La.-Monroe	64 47	
LAST 10 Division I												
277	A	Appalachian St.	75	83	203	A	Arkansas St.	62	69			
126	A	Coastal Caro.	59	66	177	A	Little Rock	46	58			
327	H	Georgia St.	81	56	152	H	Louisiana	83	67			
252	H	South Alabama	65	71	347	H	La.-Monroe	64	47			
64	H	Troy	69	79	145	A	Tulane	40	56			

Non-Div I Games:

Ga. Southern

■ Loss,
 ■ Non-Conf,
 ■ S Site,
 ■ H Home
 ■ A Away
 N Neutral

Average RPI Win:	287	WON-LOST	WINNING	LAST 10	STRENGTH OF	OPP. STRENGTH	TEAM	ADJ.	CONF.	ADJ CONF.
Average RPI Loss:	166	RECORD	PCT. RANK	GAMES	SCHEDULE	OF SCHEDULE	RPI	RPI	RPI	RPI
DIV. I ONLY	11- 10	170	5-5	315	300	242	242	26	26	
DIV. I NON-CONF.	5- 4	140	0	269	211	184	184	28	28	
TOTALS	RPI 1-25	RPI 26-50	W-L RECORDS	RPI 51-100	RPI 101-150	RPI 150+				
11- 10	0- 0	0- 1	OVERALL	0- 2	0- 1	11- 6				
7- 3	0- 0	0- 0	HOME	0- 0	0- 0	7- 3				
4- 7	0- 0	0- 1	AWAY	0- 2	0- 1	4- 3				
0- 0	0- 0	0- 0	NEUTRAL	0- 0	0- 0	0- 0				
5- 4	0- 0	0- 1	NON-CONFERENCE	0- 2	0- 0	5- 1				
3- 1	0- 0	0- 0	HOME	0- 0	0- 0	3- 1				
2- 3	0- 0	0- 1	AWAY	0- 2	0- 0	2- 0				
0- 0	0- 0	0- 0	NEUTRAL	0- 0	0- 0	0- 0				
6- 6	0- 0	0- 0	CONFERENCE	0- 0	0- 1	6- 5				
4- 2	0- 0	0- 0	HOME	0- 0	0- 0	4- 2				
2- 4	0- 0	0- 0	AWAY	0- 0	0- 1	2- 3				
0- 0	0- 0	0- 0	NEUTRAL	0- 0	0- 0	0- 0				

RPI 1-25			RPI 26-50			RPI 51-100			RPI 101+ Team's RPI: 242		
RPI	S	Opponent	Score	RPI	S	Opponent	Score	RPI	S	Opponent	Score
				34	A	Virginia Tech	65 87	68	A	Charlotte	49 74
								75	A	Georgia	56 84
								130	A	Campbell	44 48
								164	A	Hampton	58 63
								196	H	High Point	70 57
								197	H	Furman	67 72
								214	H	Delaware	67 65
								219	A	Radford	51 65
								219	H	Radford	73 84
								244	A	Longwood	70 80
								254	A	UNC Asheville	65 59
								261	H	Winthrop	71 59
								271	H	Wofford	67 53
								277	A	Appalachian St.	67 56
								309	H	Presbyterian	53 56
								331	A	Mercer	65 62
								335	H	USC Upstate	63 53
								338	H	Western Caro.	88 62
								340	A	Charleston So.	79 52
								340	H	Charleston So.	67 45
LAST 10 Division I											
219	A	Radford	51 65	335	H	USC Upstate	63 53				
340	H	Charleston So.	67 45	309	H	Presbyterian	53 56				
196	H	High Point	70 57	130	A	Campbell	44 48				
219	H	Radford	73 84	261	H	Winthrop	71 59				
254	A	UNC Asheville	65 59	164	A	Hampton	58 63				

Non-Div I Games:

Gardner-Webb

Average RPI Win: 229		WON-LOST	WINNING	LAST 10	STRENGTH OF	OPP. STRENGTH	TEAM	ADJ.	CONF.	ADJ CONF.
Average RPI Loss: 146		RECORD	PCT. RANK	GAMES	SCHEDULE	OF SCHEDULE	RPI	RPI	RPI	RPI
DIV. I ONLY		7- 15	271	2-8	138	199	237	237	12	12
DIV. I NON-CONF.		6- 7	182	1-0	151	293	183	183	12	12
TOTALS	RPI 1-25		RPI 26-50	W-L RECORDS		RPI 51-100	RPI 101-150		RPI 150+	
7- 15	0- 0		0- 1	OVERALL		0- 5	1- 3		6- 6	
3- 7	0- 0		0- 1	HOME		0- 2	1- 2		2- 2	
4- 7	0- 0		0- 0	AWAY		0- 2	0- 1		4- 4	
0- 1	0- 0		0- 0	NEUTRAL		0- 1	0- 0		0- 0	
6- 7	0- 0		0- 1	NON-CONFERENCE		0- 2	0- 1		6- 3	
2- 4	0- 0		0- 1	HOME		0- 1	0- 0		2- 2	
4- 2	0- 0		0- 0	AWAY		0- 0	0- 1		4- 1	
0- 1	0- 0		0- 0	NEUTRAL		0- 1	0- 0		0- 0	
1- 8	0- 0		0- 0	CONFERENCE		0- 3	1- 2		0- 3	
1- 3	0- 0		0- 0	HOME		0- 1	1- 2		0- 0	
0- 5	0- 0		0- 0	AWAY		0- 2	0- 0		0- 3	
0- 0	0- 0		0- 0	NEUTRAL		0- 0	0- 0		0- 0	

RPI 1-25				RPI 26-50				RPI 51-100				RPI 101+				Team's RPI: 237	
RPI	S	Opponent	Score	RPI	S	Opponent	Score	RPI	S	Opponent	Score	RPI	S	Opponent	Score		
				34	H	Virginia Tech	58 77	52	N	Bradley	59 61	106	H	VCU	63 82		
								74	H	Bucknell	51 64	115	H	Fordham	54 66		
								78	A	Dayton	55 59	126	A	Coastal Caro.	59 74		
								95	H	Davidson	69 76	144	H	George Washington	70 60		
								99	A	Duquesne	63 84	179	A	Rhode Island	42 47		
												183	H	American	73 55		
												190	A	Penn St.	78 68		
												204	A	La Salle	65 77		
												214	A	Delaware	44 63		
												220	A	SMU	59 58		
												247	A	Col. of Charleston	72 61		
												249	H	UMKC	58 64		
												274	H	Howard	75 86		
												291	A	St. Bonaventure	47 62		
												292	A	Navy	67 58		
												329	H	Detroit Mercy	75 62		
EAST 10 Division I																	
				179	A	Rhode Island	42 47	95	H	Davidson	69 76						
				204	A	La Salle	65 77	291	A	St. Bonaventure	47 62						
				106	H	VCU	63 82	78	A	Dayton	55 59						
				99	A	Duquesne	63 84	144	H	George Washington	70 60						
				115	H	Fordham	54 66	220	A	SMU	59 58						

Non-Div I Games:

George Mason

Loss, Non-Conf, S Site, H Home A Away N Neutral

Average RPI Win:	184	WON-LOST	WINNING	LAST 10	STRENGTH OF	OPP. STRENGTH	TEAM	ADJ.	CONF.	ADJ CONF.
Average RPI Loss:	100	RECORD	PCT. RANK	GAMES	SCHEDULE	OF SCHEDULE	RPI	RPI	RPI	RPI
DIV. I ONLY	9- 12	222	3-7	71	110	144	144	12	12	
DIV. I NON-CONF.	6- 7	182	0-2	93	78	127	127	12	12	
TOTALS	RPI 1-25	RPI 26-50	W-L RECORDS	RPI 51-100	RPI 101-150	RPI 150+				
9- 12	0- 2	0- 1	OVERALL	2- 4	1- 3	6- 2				
4- 6	0- 1	0- 1	HOME	1- 3	1- 1	2- 0				
5- 6	0- 1	0- 0	AWAY	1- 1	0- 2	4- 2				
0- 0	0- 0	0- 0	NEUTRAL	0- 0	0- 0	0- 0				
6- 7	0- 2	0- 1	NON-CONFERENCE	1- 1	0- 2	5- 1				
2- 4	0- 1	0- 1	HOME	0- 1	0- 1	2- 0				
4- 3	0- 1	0- 0	AWAY	1- 0	0- 1	3- 1				
0- 0	0- 0	0- 0	NEUTRAL	0- 0	0- 0	0- 0				
3- 5	0- 0	0- 0	CONFERENCE	1- 3	1- 1	1- 1				
2- 2	0- 0	0- 0	HOME	1- 2	1- 0	0- 0				
1- 3	0- 0	0- 0	AWAY	0- 1	0- 1	1- 1				
0- 0	0- 0	0- 0	NEUTRAL	0- 0	0- 0	0- 0				

RPI	S	Opponent	Score	RPI	S	Opponent	Score	RPI	S	Opponent	Score	RPI	S	Opponent	Score	Team's RPI: 144
8	A	Maryland	54 88	43	H	James Madison	50 69	55	H	Minnesota	50 83	115	A	Fordham	47 53	
19	H	Princeton	50 75					78	H	Dayton	50 66	127	H	Massachusetts	50 47	
								88	A	Villanova	68 56	136	A	Lehigh	53 59	
								90	H	Saint Louis	45 59	143	H	William & Mary	51 63	
								95	A	Davidson	55 62	165	A	Quinnipiac	78 67	
								99	H	Duquesne	65 60	170	A	Memphis	64 63	
												183	A	American	53 66	
												209	A	Saint Joseph's	56 50	
												214	A	Delaware	63 49	
												237	A	George Mason	60 70	
												238	H	Georgetown	52 49	
												343	H	Coppin St.	54 35	
LAST 10 Division I																
90	H	Saint Louis	45 59	115	A	Fordham	47 53									
209	A	Saint Joseph's	56 50	99	H	Duquesne	65 60									
127	H	Massachusetts	50 47	237	A	George Mason	60 70									
78	H	Dayton	50 66	143	H	William & Mary	51 63									
95	A	Davidson	55 62	183	A	American	53 66									

Non-Div I Games:

George Washington

Average RPI Win:	247	WON-LOST	WINNING	LAST 10	STRENGTH OF	OPP. STRENGTH	TEAM	ADJ.	CONF.	ADJ CONF.
Average RPI Loss:	90	RECORD	PCT. RANK	GAMES	SCHEDULE	OF SCHEDULE	RPI	RPI	RPI	RPI
DIV. I ONLY	4- 18	318	1-9	80	83	238	238	6	6	
DIV. I NON-CONF.	3- 8	268	0	144	194	217	217	6	6	
TOTALS	RPI 1-25	RPI 26-50	W-L RECORDS	RPI 51-100	RPI 101-150	RPI 150+				
4- 18	0- 1	0- 5	OVERALL	0- 7	1- 3	3- 2				
1- 8	0- 0	0- 3	HOME	0- 3	1- 1	0- 1				
3- 9	0- 1	0- 2	AWAY	0- 3	0- 2	3- 1				
0- 1	0- 0	0- 0	NEUTRAL	0- 1	0- 0	0- 0				
3- 8	0- 0	0- 1	NON-CONFERENCE	0- 3	0- 3	3- 1				
0- 3	0- 0	0- 1	HOME	0- 1	0- 1	0- 0				
3- 4	0- 0	0- 0	AWAY	0- 1	0- 2	3- 1				
0- 1	0- 0	0- 0	NEUTRAL	0- 1	0- 0	0- 0				
1- 10	0- 1	0- 4	CONFERENCE	0- 4	1- 0	0- 1				
1- 5	0- 0	0- 2	HOME	0- 2	1- 0	0- 1				
0- 5	0- 1	0- 2	AWAY	0- 2	0- 0	0- 0				
0- 0	0- 0	0- 0	NEUTRAL	0- 0	0- 0	0- 0				

RPI 1-25				RPI 26-50				RPI 51-100				RPI 101+				Team's RPI: 238
RPI	S	Opponent	Score	RPI	S	Opponent	Score	RPI	S	Opponent	Score	RPI	S	Opponent	Score	
20	A	DePaul	66 92	30	H	Creighton	56 65	71	N	Fresno St.	69 82	115	A	Fordham	54 67	
				35	A	Marquette	51 73	76	A	Seton Hall	60 79	131	H	Richmond	49 51	
				43	H	James Madison	59 66	76	H	Seton Hall	47 61	132	H	Providence	62 53	
				50	A	St. John's (NY)	54 71	85	H	Rider	64 65	144	A	George Washington	49 52	
				50	H	St. John's (NY)	68 74	88	A	Villanova	53 74	176	A	Columbia	49 54	
								94	H	Butler	46 47	239	H	Xavier	64 85	
								95	A	Davidson	52 66	263	A	LMU (CA)	64 53	
												268	A	Pittsburgh	66 56	
												324	A	UMES	57 39	
LAST 10 Division I																
50	H	St. John's (NY)	68 74	94	H	Butler	46 47									
76	H	Seton Hall	47 61	239	H	Xavier	64 85									
20	A	DePaul	66 92	76	A	Seton Hall	60 79									
35	A	Marquette	51 73	50	A	St. John's (NY)	54 71									
88	A	Villanova	53 74	132	H	Providence	62 53									

Non-Div I Games:

Georgetown

G

e
o
r
g
i
a

Georgia

Average RPI Win:	336	WON-LOST	WINNING	LAST 10	STRENGTH OF	OPP. STRENGTH	TEAM	ADJ.	CONF.	ADJ CONF.
Average RPI Loss:	184	RECORD	PCT. RANK	GAMES	SCHEDULE	OF SCHEDULE	RPI	RPI	RPI	RPI
DIV. I ONLY	4- 16	314	2-8	253	325	327	327	21	21	
DIV. I NON-CONF.	3- 8	268	1-0	248	330	316	316	20	20	
TOTALS	RPI 1-25	RPI 26-50	W-L RECORDS	RPI 51-100	RPI 101-150	RPI 150+				
4- 16	0- 1	0- 0	OVERALL	0- 2	0- 1	4- 12				
3- 7	0- 1	0- 0	HOME	0- 1	0- 0	3- 5				
0- 9	0- 0	0- 0	AWAY	0- 1	0- 1	0- 7				
1- 0	0- 0	0- 0	NEUTRAL	0- 0	0- 0	1- 0				
3- 8	0- 1	0- 0	NON-CONFERENCE	0- 1	0- 0	3- 6				
2- 4	0- 1	0- 0	HOME	0- 0	0- 0	2- 3				
0- 4	0- 0	0- 0	AWAY	0- 1	0- 0	0- 3				
1- 0	0- 0	0- 0	NEUTRAL	0- 0	0- 0	1- 0				
1- 8	0- 0	0- 0	CONFERENCE	0- 1	0- 1	1- 6				
1- 3	0- 0	0- 0	HOME	0- 1	0- 0	1- 2				
0- 5	0- 0	0- 0	AWAY	0- 0	0- 1	0- 4				
0- 0	0- 0	0- 0	NEUTRAL	0- 0	0- 0	0- 0				

RPI 1-25				RPI 26-50				RPI 51-100				RPI 101+ Team's RPI: 327			
RPI	S	Opponent	Score	RPI	S	Opponent	Score	RPI	S	Opponent	Score	RPI	S	Opponent	Score
8	H	Maryland	41 114					64	H	Troy	57 71	126	A	Coastal Caro.	45 87
								87	A	Georgia Tech	28 69	151	A	UNC Greensboro	49 64
												152	H	Louisiana	65 75
												166	H	Toledo	48 74
												177	A	Little Rock	46 66
												197	A	Furman	55 62
												203	A	Arkansas St.	68 70
												233	A	UTEP	68 71
												252	H	South Alabama	64 81
												277	A	Appalachian St.	37 65
												281	H	Alabama A&M	52 67
												282	H	FIU	63 70
												295	A	Ga. Southern	56 81
												320	N	New Mexico St.	59 51
												328	H	SIUE	74 73
												347	H	La.-Monroe	68 52
												350	H	South Carolina St.	77 52
LAST 10 Division I															
126	A	Coastal Caro.	45 87	177	A	Little Rock	46 66								
277	A	Appalachian St.	37 65	203	A	Arkansas St.	68 70								
295	A	Ga. Southern	56 81	347	H	La.-Monroe	68 52								
64	H	Troy	57 71	152	H	Louisiana	65 75								
252	H	South Alabama	64 81	328	H	SIUE	74 73								

Non-Div I Games:

Georgia St.

■ Loss,
■ Non-Conf,
■ S Site,
■ H Home
■ A Away
N Neutral

Average RPI Win:	150	WON-LOST	WINNING	LAST 10	STRENGTH OF	OPP. STRENGTH	TEAM	ADJ.	CONF.	ADJ CONF.
Average RPI Loss:	60	RECORD	PCT. RANK	GAMES	SCHEDULE	OF SCHEDULE	RPI	RPI	RPI	RPI
DIV. I ONLY	14- 8	96	4-6	127	12	87	87	5	5	
DIV. I NON-CONF.	9- 2	38	0	157	87	55	55	3	3	
TOTALS	RPI 1-25	RPI 26-50	W-L RECORDS	RPI 51-100	RPI 101-150	RPI 150+				
14- 8	1- 1	1- 2	OVERALL	4- 4	3- 1	5- 0				
8- 3	0- 0	1- 0	HOME	1- 2	2- 1	4- 0				
4- 3	1- 0	0- 1	AWAY	1- 2	1- 0	1- 0				
2- 2	0- 1	0- 1	NEUTRAL	2- 0	0- 0	0- 0				
9- 2	0- 1	0- 1	NON-CONFERENCE	3- 0	2- 0	4- 0				
5- 0	0- 0	0- 0	HOME	0- 0	2- 0	3- 0				
2- 0	0- 0	0- 0	AWAY	1- 0	0- 0	1- 0				
2- 2	0- 1	0- 1	NEUTRAL	2- 0	0- 0	0- 0				
5- 6	1- 0	1- 1	CONFERENCE	1- 4	1- 1	1- 0				
3- 3	0- 0	1- 0	HOME	1- 2	0- 1	1- 0				
2- 3	1- 0	0- 1	AWAY	0- 2	1- 0	0- 0				
0- 0	0- 0	0- 0	NEUTRAL	0- 0	0- 0	0- 0				

RPI 1-25				RPI 26-50				RPI 51-100				Team's RPI: 87	RPI 101+			
RPI	S	Opponent	Score	RPI	S	Opponent	Score	RPI	S	Opponent	Score		RPI	S	Opponent	Score
18	N	Texas A&M	48 60	42	A	Duke	46 58	58	H	North Carolina	60 67		105	H	Notre Dame	51 59
23	A	Florida St.	67 52	45	H	Virginia	61 51	60	A	Miami (FL)	49 54		112	H	Wisconsin	60 41
				46	N	Rutgers	43 46	60	H	Miami (FL)	61 54		119	A	Syracuse	82 64
								61	H	Boston College	48 55		149	H	Houston	69 38
								75	A	Georgia	73 40		178	H	Clemson	49 47
								76	N	Seton Hall	79 54		226	A	Kennesaw St.	63 47
								92	A	Wake Forest	60 65		260	H	ETSU	87 48
								96	N	Rice	54 52		327	H	Georgia St.	69 28
													348	H	Grambling	89 42
LAST 10 Division I																
				105	H	Notre Dame	51 59						119	A	Syracuse	82 64
				60	A	Miami (FL)	49 54						178	H	Clemson	49 47
				42	A	Duke	46 58						23	A	Florida St.	67 52
				58	H	North Carolina	60 67						92	A	Wake Forest	60 65
				61	H	Boston College	48 55						60	H	Miami (FL)	61 54

Non-Div I Games:

Georgia Tech

■ Loss,
 ■ Non-Conf,
 S Site,
 ■ Home
 ■ Away
 N Neutral

Gonzaga

Through Games Of Feb. 4, 2020

Average RPI Win:	133	WON-LOST	WINNING	LAST 10	STRENGTH OF	OPP. STRENGTH	TEAM	ADJ.	CONF.	ADJ CONF.
Average RPI Loss:	4	RECORD	PCT. RANK	GAMES	SCHEDULE	OF SCHEDULE	RPI	RPI	RPI	RPI
DIV. I ONLY	22- 1	1	10-0	45	72	5	5	11	11	
DIV. I NON-CONF.	11- 1	13	0	16	21	2	2	11	11	
TOTALS	RPI 1-25	RPI 26-50	W-L RECORDS	RPI 51-100	RPI 101-150	RPI 150+				
22- 1	1- 1	1- 0	OVERALL	7- 0	4- 0	9- 0				
12- 0	1- 0	0- 0	HOME	2- 0	3- 0	6- 0				
7- 1	0- 1	0- 0	AWAY	3- 0	1- 0	3- 0				
3- 0	0- 0	1- 0	NEUTRAL	2- 0	0- 0	0- 0				
11- 1	1- 1	1- 0	NON-CONFERENCE	5- 0	1- 0	3- 0				
5- 0	1- 0	0- 0	HOME	1- 0	1- 0	2- 0				
3- 1	0- 1	0- 0	AWAY	2- 0	0- 0	1- 0				
3- 0	0- 0	1- 0	NEUTRAL	2- 0	0- 0	0- 0				
11- 0	0- 0	0- 0	CONFERENCE	2- 0	3- 0	6- 0				
7- 0	0- 0	0- 0	HOME	1- 0	2- 0	4- 0				
4- 0	0- 0	0- 0	AWAY	1- 0	1- 0	2- 0				
0- 0	0- 0	0- 0	NEUTRAL	0- 0	0- 0	0- 0				

RPI 1-25				RPI 26-50				RPI 51-100				RPI 101+			
RPI	S	Opponent	Score	RPI	S	Opponent	Score	RPI	S	Opponent	Score	RPI	S	Opponent	Score
4	A	Stanford	70 76	33	N	Purdue	63 50	59	N	Middle Tenn.	62 50	103	H	Texas Southern	80 45
9	H	Missouri St.	64 52					65	A	BYU	55 43	108	H	Pacific	68 67
								65	H	BYU	59 44	124	A	San Diego	57 42
								69	H	UT Martin	78 55	124	H	San Diego	57 46
								78	N	Dayton	76 65	154	H	Portland	62 57
								83	A	Washington St.	76 53	174	H	Saint Mary's (CA)	74 49
								93	A	Montana St.	70 55	180	A	Santa Clara	67 52
												189	A	Wyoming	65 54
												200	H	CSU Bakersfield	92 48
												218	H	Pepperdine	70 36
												225	A	San Francisco	69 46
												263	H	LMU (CA)	78 52
												308	H	Eastern Wash.	84 44
LAST 10 Division I															
				65	H	BYU	59 44	180	A	Santa Clara	67 52				
				124	H	San Diego	57 46	108	H	Pacific	68 67				
				263	H	LMU (CA)	78 52	174	H	Saint Mary's (CA)	74 49				
				218	H	Pepperdine	70 36	124	A	San Diego	57 42				
				225	A	San Francisco	69 46	65	A	BYU	55 43				

Non-Div I Games:

Gonzaga

■ Loss,
 ■ Non-Conf, S Site,
 ■ Home
 ■ Away
 N Neutral

Average RPI Win:	281	WON-LOST	WINNING	LAST 10	STRENGTH OF	OPP. STRENGTH	TEAM	ADJ.	CONF.	ADJ CONF.
Average RPI Loss:	205	RECORD	PCT. RANK	GAMES	SCHEDULE	OF SCHEDULE	RPI	RPI	RPI	RPI
DIV. I ONLY	1- 18	346	1-9	289	307	348	348	31	31	
DIV. I NON-CONF.	0- 10	338	0-1	106	178	315	315	31	31	
TOTALS	RPI 1-25	RPI 26-50	W-L RECORDS	RPI 51-100	RPI 101-150	RPI 150+				
1- 18	0- 2	0- 0	OVERALL	0- 1	0- 3	1- 12				
1- 5	0- 0	0- 0	HOME	0- 0	0- 3	1- 2				
0- 12	0- 2	0- 0	AWAY	0- 1	0- 0	0- 9				
0- 1	0- 0	0- 0	NEUTRAL	0- 0	0- 0	0- 1				
0- 10	0- 2	0- 0	NON-CONFERENCE	0- 1	0- 2	0- 5				
0- 2	0- 0	0- 0	HOME	0- 0	0- 2	0- 0				
0- 7	0- 2	0- 0	AWAY	0- 1	0- 0	0- 4				
0- 1	0- 0	0- 0	NEUTRAL	0- 0	0- 0	0- 1				
1- 8	0- 0	0- 0	CONFERENCE	0- 0	0- 1	1- 7				
1- 3	0- 0	0- 0	HOME	0- 0	0- 1	1- 2				
0- 5	0- 0	0- 0	AWAY	0- 0	0- 0	0- 5				
0- 0	0- 0	0- 0	NEUTRAL	0- 0	0- 0	0- 0				

RPI 1-25				RPI 26-50				RPI 51-100				RPI 101+ Team's RPI: 348			
RPI	S	Opponent	Score	RPI	S	Opponent	Score	RPI	S	Opponent	Score	RPI	S	Opponent	Score
7	A	Baylor	46 120					87	A	Georgia Tech	42 89	103	H	Texas Southern	85 89
24	A	Kentucky	35 81									110	H	UT Arlington	54 88
												117	H	Florida	65 72
												160	A	Jackson St.	46 61
												172	A	Wichita St.	65 77
												184	N	Binghamton	67 88
												236	A	Louisiana Tech	66 70
												246	A	Southern U.	57 81
												281	H	Alabama A&M	69 59
												282	A	FIU	55 56
												296	H	Prairie View	54 67
												318	A	Alcorn	54 80
												319	A	Ark.-Pine Bluff	79 84
												332	H	Alabama St.	59 73
												342	A	Northwestern St.	61 65
												351	A	Mississippi Val.	57 68
LAST 10 Division I															
351	A	Mississippi Val.	57 68	318	A	Alcorn	54 80								
319	A	Ark.-Pine Bluff	79 84	246	A	Southern U.	57 81								
160	A	Jackson St.	46 61	332	H	Alabama St.	59 73								
103	H	Texas Southern	85 89	281	H	Alabama A&M	69 59								
296	H	Prairie View	54 67	172	A	Wichita St.	65 77								

Non-Div I Games: Centenary (LA) 106 42

Grambling

Loss, Non-Conf, S Site, H Home A Away N Neutral

Grand Canyon

Through Games Of Feb. 4, 2020

Average RPI Win:	286	WON-LOST	WINNING	LAST 10	STRENGTH OF	OPP. STRENGTH	TEAM	ADJ.	CONF.	ADJ CONF.
Average RPI Loss:	193	RECORD	PCT. RANK	GAMES	SCHEDULE	OF SCHEDULE	RPI	RPI	RPI	RPI
DIV. I ONLY	9- 8	160	7-3	280	340	251	251	32	32	
DIV. I NON-CONF.	3- 6	235	1-1	161	299	272	272	32	32	
TOTALS	RPI 1-25	RPI 26-50	W-L RECORDS	RPI 51-100	RPI 101-150	RPI 150+				
9- 8	0- 0	0- 0	OVERALL	0- 0	0- 1	9- 7				
6- 4	0- 0	0- 0	HOME	0- 0	0- 0	6- 4				
3- 4	0- 0	0- 0	AWAY	0- 0	0- 1	3- 3				
0- 0	0- 0	0- 0	NEUTRAL	0- 0	0- 0	0- 0				
3- 6	0- 0	0- 0	NON-CONFERENCE	0- 0	0- 1	3- 5				
3- 2	0- 0	0- 0	HOME	0- 0	0- 0	3- 2				
0- 4	0- 0	0- 0	AWAY	0- 0	0- 1	0- 3				
0- 0	0- 0	0- 0	NEUTRAL	0- 0	0- 0	0- 0				
6- 2	0- 0	0- 0	CONFERENCE	0- 0	0- 0	6- 2				
3- 2	0- 0	0- 0	HOME	0- 0	0- 0	3- 2				
3- 0	0- 0	0- 0	AWAY	0- 0	0- 0	3- 0				
0- 0	0- 0	0- 0	NEUTRAL	0- 0	0- 0	0- 0				

RPI 1-25			RPI 26-50			RPI 51-100			RPI 101+			Team's RPI: 251
RPI	S	Opponent	Score	RPI	S	Opponent	Score	RPI	S	Opponent	Score	
								128	A	California	53	72
								154	A	Portland	41	73
								186	A	Montana	67	72
								187	A	Portland St.	46	69
								188	H	UNLV	53	51
								200	H	CSU Bakersfield	54	59
								201	H	North Dakota	76	78
								216	H	Southern Utah	69	65
								235	H	Cal St. Fullerton	70	80
								249	H	UMKC	53	74
								265	H	UC Santa Barbara	58	57
								300	A	California Baptist	62	58
								301	H	UTRGV	62	60
								313	A	Seattle U	56	48
								320	H	New Mexico St.	60	49
								326	A	Utah Valley	66	59
								349	H	Chicago St.	69	49
LAST 10 Division I												
				320	H	New Mexico St.	60 49					
				301	H	UTRGV	62 60					
				326	A	Utah Valley	66 59					
				313	A	Seattle U	56 48					
				249	H	UMKC	53 74					
				349	H	Chicago St.	69 49					
				300	A	California Baptist	62 58					
				200	H	CSU Bakersfield	54 59					
				128	A	California	53 72					
				265	H	UC Santa Barbara	58 57					

Non-Div I Games: Benedictine Mesa 72 53 Whittier 77 41

Grand Canyon

■ Loss,
 ■ Non-Conf, S Site,
 ■ Home
 ■ Away
 N Neutral

Average RPI Win:	217	WON-LOST	WINNING	LAST 10	STRENGTH OF	OPP. STRENGTH	TEAM	ADJ.	CONF.	ADJ CONF.
Average RPI Loss:	114	RECORD	PCT. RANK	GAMES	SCHEDULE	OF SCHEDULE	RPI	RPI	RPI	RPI
DIV. I ONLY	12- 11	177	6-4	102	179	135	135	22	22	
DIV. I NON-CONF.	5- 7	205	0	41	36	111	111	19	19	
TOTALS	RPI 1-25	RPI 26-50	W-L RECORDS	RPI 51-100	RPI 101-150	RPI 150+				
12- 11	1- 2	0- 2	OVERALL	0- 3	2- 0	9- 4				
4- 6	0- 1	0- 2	HOME	0- 2	1- 0	3- 1				
6- 4	1- 0	0- 0	AWAY	0- 1	0- 0	5- 3				
2- 1	0- 1	0- 0	NEUTRAL	0- 0	1- 0	1- 0				
5- 7	1- 2	0- 2	NON-CONFERENCE	0- 2	2- 0	2- 1				
1- 4	0- 1	0- 2	HOME	0- 1	1- 0	0- 0				
2- 2	1- 0	0- 0	AWAY	0- 1	0- 0	1- 1				
2- 1	0- 1	0- 0	NEUTRAL	0- 0	1- 0	1- 0				
7- 4	0- 0	0- 0	CONFERENCE	0- 1	0- 0	7- 3				
3- 2	0- 0	0- 0	HOME	0- 1	0- 0	3- 1				
4- 2	0- 0	0- 0	AWAY	0- 0	0- 0	4- 2				
0- 0	0- 0	0- 0	NEUTRAL	0- 0	0- 0	0- 0				

RPI S	Opponent	Score	RPI S	Opponent	Score	RPI S	Opponent	Score	RPI S	Opponent	Score	Team's RPI: 135
14 N	Mississippi St.	58 83	35 H	Marquette	47 60	53 H	IUPUI	42 54	119 N	Syracuse	79 73	
17 A	Central Mich.	111 105	47 H	South Dakota	60 66	66 H	South Dakota St.	55 60	148 H	Missouri	72 64	
20 H	DePaul	65 76				82 A	Marist	60 72	194 A	Cleveland St.	74 54	
									199 A	Wright St.	68 59	
									199 H	Wright St.	58 70	
									210 A	Northern Ky.	43 63	
									210 H	Northern Ky.	65 44	
									229 A	Youngstown St.	70 63	
									231 N	Bowling Green	73 54	
									240 H	Milwaukee	61 48	
									245 A	Maine	60 61	
									280 A	Oakland	88 93	
									329 A	Detroit Mercy	65 48	
									337 H	UIC	73 36	
									349 A	Chicago St.	102 46	
LAST 10 Division I												
210 A	Northern Ky.	43 63	53 H	IUPUI	42 54							
199 A	Wright St.	68 59	329 A	Detroit Mercy	65 48							
194 A	Cleveland St.	74 54	280 A	Oakland	88 93							
229 A	Youngstown St.	70 63	240 H	Milwaukee	61 48							
337 H	UIC	73 36	199 H	Wright St.	58 70							

Non-Div I Games:

Green Bay

■ Loss,
■ Non-Conf, S Site,
■ Home
■ Away
N Neutral

Hampton

H
a
m
p
t
o
n

Hampton

Page 106

Hartford

Through Games Of Feb. 4, 2020

Average RPI Win:	0	WON-LOST	WINNING	LAST 10	STRENGTH OF	OPP. STRENGTH	TEAM	ADJ.	CONF.	ADJ CONF.
Average RPI Loss:	197	RECORD	PCT. RANK	GAMES	SCHEDULE	OF SCHEDULE	RPI	RPI	RPI	RPI
DIV. I ONLY	0- 22	349	0-10	241	285	345	345	27	27	
DIV. I NON-CONF.	0- 13	338	0-1	215	240	338	338	27	27	
TOTALS	RPI 1-25	RPI 26-50	W-L RECORDS	RPI 51-100	RPI 101-150	RPI 150+				
0- 22	0- 1	0- 0	OVERALL	0- 2	0- 6	0- 13				
0- 10	0- 0	0- 0	HOME	0- 0	0- 1	0- 9				
0- 12	0- 1	0- 0	AWAY	0- 2	0- 5	0- 4				
0- 0	0- 0	0- 0	NEUTRAL	0- 0	0- 0	0- 0				
0- 13	0- 1	0- 0	NON-CONFERENCE	0- 1	0- 6	0- 5				
0- 6	0- 0	0- 0	HOME	0- 0	0- 1	0- 5				
0- 7	0- 1	0- 0	AWAY	0- 1	0- 5	0- 0				
0- 0	0- 0	0- 0	NEUTRAL	0- 0	0- 0	0- 0				
0- 9	0- 0	0- 0	CONFERENCE	0- 1	0- 0	0- 8				
0- 4	0- 0	0- 0	HOME	0- 0	0- 0	0- 4				
0- 5	0- 0	0- 0	AWAY	0- 1	0- 0	0- 4				
0- 0	0- 0	0- 0	NEUTRAL	0- 0	0- 0	0- 0				

RPI 1-25				RPI 26-50				RPI 51-100				RPI 101+ Team's RPI: 345			
RPI	S	Opponent	Score	RPI	S	Opponent	Score	RPI	S	Opponent	Score	RPI	S	Opponent	Score
19	A	Princeton	42 73					84	A	Stony Brook	55 66	102	A	Penn	46 74
								100	A	Michigan St.	34 79	125	A	Harvard	44 53
												127	A	Massachusetts	48 74
												129	A	Northeastern	47 60
												132	H	Providence	57 75
												143	A	William & Mary	44 61
												165	H	Quinnipiac	50 87
												179	H	Rhode Island	56 68
												184	A	Binghamton	44 80
												202	H	UMass Lowell	63 68
												245	A	Maine	73 87
												245	H	Maine	52 69
												270	A	New Hampshire	71 72
												290	H	Vermont	53 63
												302	A	UMBC	54 61
												311	H	Albany (NY)	63 68
												312	H	Hofstra	41 43
												330	H	NJIT	52 61
												344	H	Central Conn. St.	54 61
LAST 10 Division I															
245	H	Maine	52 69	84	A	Stony Brook	55 66								
184	A	Binghamton	44 80	202	H	UMass Lowell	63 68								
311	H	Albany (NY)	63 68	270	A	New Hampshire	71 72								
302	A	UMBC	54 61	245	A	Maine	73 87								
290	H	Vermont	53 63	165	H	Quinnipiac	50 87								

Non-Div I Games:

Hartford

■ Loss,
■ Non-Conf, S Site,
■ Home
■ Away
N Neutral

Harvard

Through Games Of Feb. 4, 2020

Average RPI Win:	197	WON-LOST	WINNING	LAST 10	STRENGTH OF	OPP. STRENGTH	TEAM	ADJ.	CONF.	ADJ CONF.
Average RPI Loss:	129	RECORD	PCT. RANK	GAMES	SCHEDULE	OF SCHEDULE	RPI	RPI	RPI	RPI
DIV. I ONLY	11- 6	92	6-4	222	107	125	125	8	8	
DIV. I NON-CONF.	9- 4	84	4-2	287	118	125	125	8	8	
TOTALS	RPI 1-25	RPI 26-50	W-L RECORDS	RPI 51-100	RPI 101-150	RPI 150+				
11- 6	0- 1	0- 1	OVERALL	0- 0	2- 1	9- 3				
6- 2	0- 1	0- 0	HOME	0- 0	2- 1	4- 0				
5- 3	0- 0	0- 1	AWAY	0- 0	0- 0	5- 2				
0- 1	0- 0	0- 0	NEUTRAL	0- 0	0- 0	0- 1				
9- 4	0- 0	0- 1	NON-CONFERENCE	0- 0	1- 1	8- 2				
4- 1	0- 0	0- 0	HOME	0- 0	1- 1	3- 0				
5- 2	0- 0	0- 1	AWAY	0- 0	0- 0	5- 1				
0- 1	0- 0	0- 0	NEUTRAL	0- 0	0- 0	0- 1				
2- 2	0- 1	0- 0	CONFERENCE	0- 0	1- 0	1- 1				
2- 1	0- 1	0- 0	HOME	0- 0	1- 0	1- 0				
0- 1	0- 0	0- 0	AWAY	0- 0	0- 0	0- 1				
0- 0	0- 0	0- 0	NEUTRAL	0- 0	0- 0	0- 0				

RPI 1-25	RPI 26-50	RPI 51-100	RPI 101+ Team's RPI: 125
RPI S Opponent Score	RPI S Opponent Score	RPI S Opponent Score	RPI S Opponent Score
19 H Princeton 46 60	46 A Rutgers 46 74		102 H Penn 58 51
			128 H California 56 53
			129 H Northeastern 44 46
			162 A Boston U. 66 39
			165 A Quinnipiac 77 68
			167 A Dartmouth 62 63
			167 H Dartmouth 64 49
			179 H Rhode Island 61 58
			181 A Fla. Atlantic 65 51
			185 A Northern Ill. 59 53
			204 A La Salle 69 75
			209 N Saint Joseph's 39 63
			245 A Maine 69 40
			307 H Siena 68 51
			345 H Hartford 53 44
LAST 10 Division I			
19 H Princeton 46 60	181 A Fla. Atlantic 65 51		
102 H Penn 58 51	209 N Saint Joseph's 39 63		
167 H Dartmouth 64 49	245 A Maine 69 40		
167 A Dartmouth 62 63	129 H Northeastern 44 46		
179 H Rhode Island 61 58	165 A Quinnipiac 77 68		

Non-Div I Games:

Harvard

Loss, Non-Conf, S Site, H Home A Away N Neutral

Average RPI Win:	232	WON-LOST	WINNING	LAST 10	STRENGTH OF	OPP. STRENGTH	TEAM	ADJ.	CONF.	ADJ CONF.
Average RPI Loss:	156	RECORD	PCT. RANK	GAMES	SCHEDULE	OF SCHEDULE	RPI	RPI	RPI	RPI
DIV. I ONLY	10- 10	179	5-5	169	219	191	191	28	28	
DIV. I NON-CONF.	5- 7	205	0-2	87	111	167	167	26	26	
TOTALS	RPI 1-25	RPI 26-50	W-L RECORDS	RPI 51-100	RPI 101-150	RPI 150+				
10- 10	0- 2	1- 0	OVERALL	0- 0	1- 3	8- 5				
7- 4	0- 1	1- 0	HOME	0- 0	0- 2	6- 1				
3- 6	0- 1	0- 0	AWAY	0- 0	1- 1	2- 4				
0- 0	0- 0	0- 0	NEUTRAL	0- 0	0- 0	0- 0				
5- 7	0- 2	1- 0	NON-CONFERENCE	0- 0	1- 3	3- 2				
3- 4	0- 1	1- 0	HOME	0- 0	0- 2	2- 1				
2- 3	0- 1	0- 0	AWAY	0- 0	1- 1	1- 1				
0- 0	0- 0	0- 0	NEUTRAL	0- 0	0- 0	0- 0				
5- 3	0- 0	0- 0	CONFERENCE	0- 0	0- 0	5- 3				
4- 0	0- 0	0- 0	HOME	0- 0	0- 0	4- 0				
1- 3	0- 0	0- 0	AWAY	0- 0	0- 0	1- 3				
0- 0	0- 0	0- 0	NEUTRAL	0- 0	0- 0	0- 0				

RPI 1-25				RPI 26-50				RPI 51-100				RPI 101+ Team's RPI: 191			
RPI	S	Opponent	Score	RPI	S	Opponent	Score	RPI	S	Opponent	Score	RPI	S	Opponent	Score
11	A	Oregon St.	32 64	37	H	Texas	73 60					102	H	Penn	55 70
15	H	NC State	59 68									103	H	Texas Southern	57 74
												111	A	Idaho	52 67
												133	A	Washington	62 50
												168	A	UC Davis	49 62
												218	A	Pepperdine	52 51
												235	H	Cal St. Fullerton	79 72
												241	H	San Diego St.	61 58
												257	H	North Texas	60 66
												259	A	Long Beach St.	55 62
												259	H	Long Beach St.	68 44
												263	A	LMU (CA)	51 65
												272	A	CSUN	54 58
												297	H	UC Irvine	94 70
												298	A	UC Riverside	65 59
												298	H	UC Riverside	80 57
												299	H	UTSA	62 50
LAST 10 Division I															
259	H	Long Beach St.	68 44	298	H	UC Riverside	80 57								
297	H	UC Irvine	94 70	168	A	UC Davis	49 62								
298	A	UC Riverside	65 59	272	A	CSUN	54 58								
259	A	Long Beach St.	55 62	102	H	Penn	55 70								
235	H	Cal St. Fullerton	79 72	111	A	Idaho	52 67								

Non-Div I Games: Hope Int'l 86 49

Hawaii

Loss, Non-Conf, S Site, H Home A Away N Neutral

Average RPI Win:	262	WON-LOST	WINNING	LAST 10	STRENGTH OF	OPP. STRENGTH	TEAM	ADJ.	CONF.	ADJ CONF.
Average RPI Loss:	170	RECORD	PCT. RANK	GAMES	SCHEDULE	OF SCHEDULE	RPI	RPI	RPI	RPI
DIV. I ONLY	10- 11	190	8-2	211	322	196	196	26	26	
DIV. I NON-CONF.	2- 7	288	0	179	228	273	273	28	28	
TOTALS	RPI 1-25	RPI 26-50	W-L RECORDS	RPI 51-100	RPI 101-150	RPI 150+				
10- 11	0- 0	0- 1	OVERALL	0- 2	0- 1	10- 7				
6- 2	0- 0	0- 0	HOME	0- 1	0- 0	6- 1				
4- 9	0- 0	0- 1	AWAY	0- 1	0- 1	4- 6				
0- 0	0- 0	0- 0	NEUTRAL	0- 0	0- 0	0- 0				
2- 7	0- 0	0- 1	NON-CONFERENCE	0- 2	0- 0	2- 4				
1- 2	0- 0	0- 0	HOME	0- 1	0- 0	1- 1				
1- 5	0- 0	0- 1	AWAY	0- 1	0- 0	1- 3				
0- 0	0- 0	0- 0	NEUTRAL	0- 0	0- 0	0- 0				
8- 4	0- 0	0- 0	CONFERENCE	0- 0	0- 1	8- 3				
5- 0	0- 0	0- 0	HOME	0- 0	0- 0	5- 0				
3- 4	0- 0	0- 0	AWAY	0- 0	0- 1	3- 3				
0- 0	0- 0	0- 0	NEUTRAL	0- 0	0- 0	0- 0				

RPI 1-25			RPI 26-50			RPI 51-100			RPI 101+ Team's RPI: 196		
RPI	S	Opponent	Score	RPI	S	Opponent	Score	RPI	S	Opponent	Score
				42	A	Duke	57 93	94	A	Butler	52 74
								95	H	Davidson	63 73
								130	A	Campbell	36 73
								151	A	UNC Greensboro	70 82
								164	A	Hampton	81 77
								164	H	Hampton	74 59
								171	A	Norfolk St.	58 72
								183	A	American	48 56
								219	H	Radford	68 58
								242	A	Gardner-Webb	57 70
								244	A	Longwood	76 69
								247	H	Col. of Charleston	70 79
								254	A	UNC Asheville	60 76
								260	H	ETSU	80 62
								261	A	Winthrop	63 69
								261	H	Winthrop	94 61
								309	H	Presbyterian	60 55
								321	A	N.C. Central	78 58
								335	H	USC Upstate	85 46
								340	A	Charleston So.	84 70
LAST 10 Division I											
				164	H	Hampton	74 59	244	A	Longwood	76 69
				261	H	Winthrop	94 61	340	A	Charleston So.	84 70
				242	A	Gardner-Webb	57 70	254	A	UNC Asheville	60 76
				164	A	Hampton	81 77	219	H	Radford	68 58
				309	H	Presbyterian	60 55	335	H	USC Upstate	85 46

Non-Div I Games:

High Point

■ Loss,
 ■ Non-Conf,
 ■ S Site,
 ■ H Home
 ■ A Away
 N Neutral

Average RPI Win: 235	WON-LOST	WINNING	LAST 10	STRENGTH OF	OPP. STRENGTH	TEAM	ADJ.	CONF.	ADJ CONF.
Average RPI Loss: 183	RECORD	PCT. RANK	GAMES	SCHEDULE	OF SCHEDULE	RPI	RPI	RPI	RPI
DIV. I ONLY	3- 17	325	0-10	161	312	312	312	14	14
DIV. I NON-CONF.	3- 8	268	0-1	188	351	303	303	13	13
TOTALS	RPI 1-25	RPI 26-50	W-L RECORDS	RPI 51-100	RPI 101-150	RPI 150+			
3- 17	0- 0	0- 1	OVERALL	0- 2	1- 4	2- 10			
2- 7	0- 0	0- 0	HOME	0- 1	1- 1	1- 5			
1- 8	0- 0	0- 1	AWAY	0- 1	0- 1	1- 5			
0- 2	0- 0	0- 0	NEUTRAL	0- 0	0- 2	0- 0			
3- 8	0- 0	0- 0	NON-CONFERENCE	0- 1	1- 2	2- 5			
2- 3	0- 0	0- 0	HOME	0- 1	1- 0	1- 2			
1- 3	0- 0	0- 0	AWAY	0- 0	0- 0	1- 3			
0- 2	0- 0	0- 0	NEUTRAL	0- 0	0- 2	0- 0			
0- 9	0- 0	0- 1	CONFERENCE	0- 1	0- 2	0- 5			
0- 4	0- 0	0- 0	HOME	0- 0	0- 1	0- 3			
0- 5	0- 0	0- 1	AWAY	0- 1	0- 1	0- 2			
0- 0	0- 0	0- 0	NEUTRAL	0- 0	0- 0	0- 0			

RPI 1-25	RPI 26-50	RPI 51-100	RPI 101+	Team's RPI: 312
RPI S Opponent Score	RPI S Opponent Score	RPI S Opponent Score	RPI S Opponent Score	Score
	43 James Madison 50 92	57 Drexel 54 74	129 Northeastern 51 74	
		84 Stony Brook 38 81	130 Campbell 58 55	
			143 William & Mary 53 66	
			146 N Samford 45 65	
			149 N Houston 44 54	
			153 Elon 56 69	
			193 Towson 71 84	
			194 Cleveland St. 51 61	
			208 Fairfield 64 73	
			214 Delaware 59 80	
			230 Morgan St. 51 39	
			247 Col. of Charleston 60 63	
			256 UNCW 59 62	
			274 Howard 64 73	
			284 Sacred Heart 44 71	
			334 LIU Brooklyn 46 85	
			345 Hartford 43 41	
LAST 10 Division I				
247 Col. of Charleston 60 63	143 William & Mary 53 66			
256 UNCW 59 62	57 Drexel 54 74			
193 Towson 71 84	214 Delaware 59 80			
43 James Madison 50 92	129 Northeastern 51 74			
153 Elon 56 69	146 N Samford 45 65			

Non-Div I Games:

Hofstra

Loss, Non-Conf, S Site, Home Away N Neutral

Holy Cross

Through Games Of Feb. 4, 2020

Average RPI Win: 224	WON-LOST	WINNING	LAST 10	STRENGTH OF	OPP. STRENGTH	TEAM	ADJ.	CONF.	ADJ CONF.
Average RPI Loss: 146	RECORD	PCT. RANK	GAMES	SCHEDULE	OF SCHEDULE	RPI	RPI	RPI	RPI
DIV. I ONLY	13- 8	103	6-4	227	203	122	122	15	15
DIV. I NON-CONF.	7- 4	100	0	239	245	110	110	15	15
TOTALS	RPI 1-25	RPI 26-50	W-L RECORDS	RPI 51-100	RPI 101-150	RPI 150+			
13- 8	0- 0	0- 0	OVERALL	1- 3	1- 1	11- 4			
7- 1	0- 0	0- 0	HOME	1- 1	0- 0	6- 0			
6- 7	0- 0	0- 0	AWAY	0- 2	1- 1	5- 4			
0- 0	0- 0	0- 0	NEUTRAL	0- 0	0- 0	0- 0			
7- 4	0- 0	0- 0	NON-CONFERENCE	1- 1	0- 1	6- 2			
4- 0	0- 0	0- 0	HOME	1- 0	0- 0	3- 0			
3- 4	0- 0	0- 0	AWAY	0- 1	0- 1	3- 2			
0- 0	0- 0	0- 0	NEUTRAL	0- 0	0- 0	0- 0			
6- 4	0- 0	0- 0	CONFERENCE	0- 2	1- 0	5- 2			
3- 1	0- 0	0- 0	HOME	0- 1	0- 0	3- 0			
3- 3	0- 0	0- 0	AWAY	0- 1	1- 0	2- 2			
0- 0	0- 0	0- 0	NEUTRAL	0- 0	0- 0	0- 0			

RPI S	Opponent	Score	RPI S	Opponent	Score	RPI S	Opponent	Score	RPI S	Opponent	Score	Team's RPI: 122
						61	H Boston College	80 71	127	A Massachusetts	72 75	
						74	H Bucknell	40 51	136	A Lehigh	74 57	
						81	A Colgate	60 71	156	H Lafayette	57 56	
						97	A North Florida	60 80	160	A Illinois	75 78	
									162	A Boston U.	70 76	
									179	A Rhode Island	58 73	
									183	H American	72 59	
									206	H Merrimack	68 42	
									224	A Brown	83 71	
									227	A Stetson	75 63	
									266	A Loyola Maryland	64 56	
									270	H New Hampshire	82 61	
									284	A Sacred Heart	65 52	
									285	A Army West Point	48 61	
									292	A Navy	58 49	
									292	H Navy	57 43	
									314	H Bryant	87 75	
LAST 10 Division I												
			81	A Colgate	60 71		285	A Army West Point	48 61			
			292	H Navy	57 43		74	H Bucknell	40 51			
			162	A Boston U.	70 76		156	H Lafayette	57 56			
			136	A Lehigh	74 57		292	A Navy	58 49			
			183	H American	72 59		266	A Loyola Maryland	64 56			

Non-Div I Games:

Holy Cross

Loss, Non-Conf, S Site, H Home A Away N Neutral

Average RPI Win:	215	WON-LOST	WINNING	LAST 10	STRENGTH OF	OPP. STRENGTH	TEAM	ADJ.	CONF.	ADJ CONF.
Average RPI Loss:	93	RECORD	PCT. RANK	GAMES	SCHEDULE	OF SCHEDULE	RPI	RPI	RPI	RPI
DIV. I ONLY	11- 11	179	5-5	119	90	149	149	9	9	
DIV. I NON-CONF.	7- 7	164	1-1	183	108	180	180	9	9	
<hr/>										
TOTALS	RPI 1-25	RPI 26-50	W-L RECORDS	RPI 51-100	RPI 101-150	RPI 150+				
11- 11	0- 3	1- 0	OVERALL	0- 4	1- 2	9- 2				
8- 2	0- 1	1- 0	HOME	0- 1	0- 0	7- 0				
1- 7	0- 2	0- 0	AWAY	0- 3	1- 1	0- 1				
2- 2	0- 0	0- 0	NEUTRAL	0- 0	0- 1	2- 1				
7- 7	0- 2	1- 0	NON-CONFERENCE	0- 1	0- 2	6- 2				
5- 1	0- 1	1- 0	HOME	0- 0	0- 0	4- 0				
0- 4	0- 1	0- 0	AWAY	0- 1	0- 1	0- 1				
2- 2	0- 0	0- 0	NEUTRAL	0- 0	0- 1	2- 1				
4- 4	0- 1	0- 0	CONFERENCE	0- 3	1- 0	3- 0				
3- 1	0- 0	0- 0	HOME	0- 1	0- 0	3- 0				
1- 3	0- 1	0- 0	AWAY	0- 2	1- 0	0- 0				
0- 0	0- 0	0- 0	NEUTRAL	0- 0	0- 0	0- 0				

RPI 1-25				RPI 26-50				RPI 51-100				RPI 101+ Team's RPI: 149			
RPI	S	Opponent	Score	RPI	S	Opponent	Score	RPI	S	Opponent	Score	RPI	S	Opponent	Score
10	A	UConn	51 91	39	H	Oklahoma	85 69	54	H	Temple	58 61	115	A	Fordham	54 63
18	A	Texas A&M	43 72					80	A	South Fla.	45 74	119	N	Syracuse	62 87
25	H	FGCU	45 57					87	A	Georgia Tech	38 69	145	A	Tulane	66 60
								89	A	Cincinnati	66 85	170	H	Memphis	75 65
												172	H	Wichita St.	64 56
												192	H	Southern Miss.	75 60
												205	A	New Mexico	71 81
												223	H	Southeastern La.	78 65
												225	N	San Francisco	57 80
												236	H	Louisiana Tech	67 53
												269	H	East Carolina	72 63
												300	N	California Baptist	96 75
												310	H	Houston Baptist	82 60
												312	N	Hofstra	54 44
<hr/>															
LAST 10 Division I															
145	A	Tulane	66 60	10	A	UConn	51 91	54	H	Temple	58 61				
80	A	South Fla.	45 74	170	H	Memphis	75 65	115	A	Fordham	54 63				
172	H	Wichita St.	64 56	312	N	Hofstra	54 44								
89	A	Cincinnati	66 85												
269	H	East Carolina	72 63												

Non-Div I Games:

Houston

■ Loss,
 ■ Non-Conf,
 ■ S Site,
 ■ H Home
 ■ A Away
 N Neutral

Houston Baptist

Through Games Of Feb. 4, 2020

Average RPI Win:	301	WON-LOST	WINNING	LAST 10	STRENGTH OF	OPP. STRENGTH	TEAM	ADJ.	CONF.	ADJ CONF.
Average RPI Loss:	187	RECORD	PCT. RANK	GAMES	SCHEDULE	OF SCHEDULE	RPI	RPI	RPI	RPI
DIV. I ONLY	3- 14	319	1-9	270	299	310	310	23	23	
DIV. I NON-CONF.	2- 5	259	0	118	282	182	182	21	21	
TOTALS	RPI 1-25	RPI 26-50	W-L RECORDS	RPI 51-100	RPI 101-150	RPI 150+				
3- 14	0- 1	0- 0	OVERALL	0- 0	0- 5	3- 8				
0- 6	0- 0	0- 0	HOME	0- 0	0- 3	0- 3				
3- 8	0- 1	0- 0	AWAY	0- 0	0- 2	3- 5				
0- 0	0- 0	0- 0	NEUTRAL	0- 0	0- 0	0- 0				
2- 5	0- 1	0- 0	NON-CONFERENCE	0- 0	0- 2	2- 2				
0- 1	0- 0	0- 0	HOME	0- 0	0- 0	0- 1				
2- 4	0- 1	0- 0	AWAY	0- 0	0- 2	2- 1				
0- 0	0- 0	0- 0	NEUTRAL	0- 0	0- 0	0- 0				
1- 9	0- 0	0- 0	CONFERENCE	0- 0	0- 3	1- 6				
0- 5	0- 0	0- 0	HOME	0- 0	0- 3	0- 2				
1- 4	0- 0	0- 0	AWAY	0- 0	0- 0	1- 4				
0- 0	0- 0	0- 0	NEUTRAL	0- 0	0- 0	0- 0				

RPI	S	Opponent	Score	RPI	S	Opponent	Score	RPI	S	Opponent	Score	RPI	S	Opponent	Score	Team's RPI: 310
7	A	Baylor	42	112								114	H	SFA	42	59
												123	H	A&M-Corpus Christi	65	75
												141	A	Texas Tech	51	59
												142	H	Sam Houston St.	69	97
												149	A	Houston	60	82
												159	H	Northern Ariz.	62	79
												172	A	Wichita St.	42	59
												212	A	Lamar University	53	60
												215	A	Central Ark.	39	63
												223	H	Southeastern La.	59	69
												253	A	Oral Roberts	74	73
												288	H	Nicholls St.	78	84
												303	A	Incarinate Word	60	55
												333	A	McNeese	72	88
												342	A	Northwestern St.	60	69
												347	A	La.-Monroe	72	65
LAST 10 Division I																
123	H	A&M-Corpus Christi	65	75	212	A	Lamar University	53	60							
303	A	Incarinate Word	60	55	342	A	Northwestern St.	60	69							
333	A	McNeese	72	88	215	A	Central Ark.	39	63							
288	H	Nicholls St.	78	84	223	H	Southeastern La.	59	69							
142	H	Sam Houston St.	69	97	114	H	SFA	42	59							

Non-Div I Games: LSU-Shreveport 67 44 Paul Quinn 63 34

Houston Baptist

Loss, Non-Conf, S Site, H Home A Away N Neutral

Average RPI Win: 308	WON-LOST	WINNING	LAST 10	STRENGTH OF	OPP. STRENGTH	TEAM	ADJ.	CONF.	ADJ CONF.
Average RPI Loss: 146	RECORD	PCT. RANK	GAMES	SCHEDULE	OF SCHEDULE	RPI	RPI	RPI	RPI
DIV. I ONLY	13- 9	118	5-5	349	275	274	274	29	29
DIV. I NON-CONF.	8- 5	117	0-1	316	220	190	190	30	30
TOTALS	RPI 1-25	RPI 26-50	W-L RECORDS	RPI 51-100	RPI 101-150	RPI 150+			
13- 9	0- 0	0- 1	OVERALL	0- 2	0- 2	13- 4			
6- 4	0- 0	0- 0	HOME	0- 0	0- 1	6- 3			
7- 3	0- 0	0- 1	AWAY	0- 1	0- 0	7- 1			
0- 2	0- 0	0- 0	NEUTRAL	0- 1	0- 1	0- 0			
8- 5	0- 0	0- 1	NON-CONFERENCE	0- 2	0- 1	8- 1			
3- 1	0- 0	0- 0	HOME	0- 0	0- 0	3- 1			
5- 2	0- 0	0- 1	AWAY	0- 1	0- 0	5- 0			
0- 2	0- 0	0- 0	NEUTRAL	0- 1	0- 1	0- 0			
5- 4	0- 0	0- 0	CONFERENCE	0- 0	0- 1	5- 3			
3- 3	0- 0	0- 0	HOME	0- 0	0- 1	3- 2			
2- 1	0- 0	0- 0	AWAY	0- 0	0- 0	2- 1			
0- 0	0- 0	0- 0	NEUTRAL	0- 0	0- 0	0- 0			

RPI S	Opponent	Score	RPI S	Opponent	Score	RPI S	Opponent	Score	RPI S	Opponent	Score	Team's RPI: 274
			44 A Tennessee		38 88	74 N Bucknell		60 70	133 N Washington		58 75	
						80 A South Fla.		53 82	147 H Bethune-Cookman		59 75	
									171 H Norfolk St.		80 83	
									204 H La Salle		62 78	
									230 A Morgan St.		67 74	
									230 H Morgan St.		52 68	
									237 A George Mason		86 75	
									248 H Niagara		91 42	
									266 A Loyola Maryland		75 69	
									269 A East Carolina		67 51	
									302 A UMBC		72 61	
									312 A Hofstra		73 64	
									322 H Fairleigh Dickinson		64 56	
									324 A UMES		79 58	
									336 H Saint Peter's		92 80	
									343 A Coppin St.		66 54	
									343 H Coppin St.		64 52	
									346 H Florida A&M		72 58	
									350 H South Carolina St.		78 47	
LAST 10 Division I												
			343 H Coppin St.		64 52	350 H South Carolina St.		78 47				
			230 H Morgan St.		52 68	171 H Norfolk St.		80 83				
			343 A Coppin St.		66 54	147 H Bethune-Cookman		59 75				
			346 H Florida A&M		72 58	324 A UMES		79 58				
			230 A Morgan St.		67 74	44 A Tennessee		38 88				

Non-Div I Games:

Howard

Average RPI Win:	199	WON-LOST	WINNING	LAST 10	STRENGTH OF	OPP. STRENGTH	TEAM	ADJ.	CONF.	ADJ CONF.
Average RPI Loss:	95	RECORD	PCT. RANK	GAMES	SCHEDULE	OF SCHEDULE	RPI	RPI	RPI	RPI
DIV. I ONLY	15- 6	53	10-0	118	194	53	53	22	22	
DIV. I NON-CONF.	5- 5	164	0	48	25	63	63	19	19	
TOTALS	RPI 1-25	RPI 26-50	W-L RECORDS	RPI 51-100	RPI 101-150	RPI 150+				
15- 6	0- 0	1- 0	OVERALL	2- 5	1- 0	11- 1				
9- 0	0- 0	0- 0	HOME	2- 0	0- 0	7- 0				
4- 6	0- 0	0- 0	AWAY	0- 5	1- 0	3- 1				
2- 0	0- 0	1- 0	NEUTRAL	0- 0	0- 0	1- 0				
5- 5	0- 0	1- 0	NON-CONFERENCE	2- 5	0- 0	2- 0				
3- 0	0- 0	0- 0	HOME	2- 0	0- 0	1- 0				
0- 5	0- 0	0- 0	AWAY	0- 5	0- 0	0- 0				
2- 0	0- 0	1- 0	NEUTRAL	0- 0	0- 0	1- 0				
10- 1	0- 0	0- 0	CONFERENCE	0- 0	1- 0	9- 1				
6- 0	0- 0	0- 0	HOME	0- 0	0- 0	6- 0				
4- 1	0- 0	0- 0	AWAY	0- 0	1- 0	3- 1				
0- 0	0- 0	0- 0	NEUTRAL	0- 0	0- 0	0- 0				

RPI 1-25				RPI 26-50				RPI 51-100				Team's RPI: 53	RPI 101+			
RPI	S	Opponent	Score	RPI	S	Opponent	Score	RPI	S	Opponent	Score		RPI	S	Opponent	Score
				50	N	St. John's (NY)	85 78	51	A	UNI	50 51		135	A	Green Bay	54 42
								60	A	Miami (FL)	65 74		153	N	Elon	59 53
								67	A	Ohio	64 70		194	A	Cleveland St.	78 53
								69	A	UT Martin	51 57		194	H	Cleveland St.	58 48
								77	H	Ball St.	65 48		199	H	Wright St.	80 60
								79	H	Southern Ill.	81 78		210	H	Northern Ky.	89 61
								94	A	Butler	61 64		229	A	Youngstown St.	73 75
													229	H	Youngstown St.	77 69
													240	A	Milwaukee	75 52
													276	H	Eastern Ky.	72 42
													280	H	Oakland	76 41
													329	H	Detroit Mercy	82 45
													337	A	UIC	88 49
LAST 10 Division I																
				229	H	Youngstown St.	77 69						199	H	Wright St.	80 60
				194	H	Cleveland St.	58 48						210	H	Northern Ky.	89 61
				337	A	UIC	88 49						329	H	Detroit Mercy	82 45
				240	A	Milwaukee	75 52						280	H	Oakland	76 41
				135	A	Green Bay	54 42						194	A	Cleveland St.	78 53

Non-Div I Games: Ind.-Northwest 103 45

IUPUI

■ Loss,
 ■ Non-Conf,
 ■ S Site,
 ■ Home
 ■ A Away
 N Neutral

Average RPI Win: 231	WON-LOST	WINNING	LAST 10	STRENGTH OF	OPP. STRENGTH	TEAM	ADJ.	CONF.	ADJ CONF.
Average RPI Loss: 119	RECORD	PCT. RANK	GAMES	SCHEDULE	OF SCHEDULE	RPI	RPI	RPI	RPI
DIV. I ONLY	13- 6	68	8-2	236	180	111	111	18	18
DIV. I NON-CONF.	5- 4	140	0	152	103	106	106	17	17
TOTALS	RPI 1-25	RPI 26-50	W-L RECORDS	RPI 51-100	RPI 101-150	RPI 150+			
13- 6	0- 0	0- 2	OVERALL	1- 1	1- 0	11- 3			
7- 1	0- 0	0- 0	HOME	0- 0	0- 0	7- 1			
6- 3	0- 0	0- 1	AWAY	1- 1	1- 0	4- 1			
0- 2	0- 0	0- 1	NEUTRAL	0- 0	0- 0	0- 1			
5- 4	0- 0	0- 2	NON-CONFERENCE	0- 1	1- 0	4- 1			
2- 0	0- 0	0- 0	HOME	0- 0	0- 0	2- 0			
3- 2	0- 0	0- 1	AWAY	0- 1	1- 0	2- 0			
0- 2	0- 0	0- 1	NEUTRAL	0- 0	0- 0	0- 1			
8- 2	0- 0	0- 0	CONFERENCE	1- 0	0- 0	7- 2			
5- 1	0- 0	0- 0	HOME	0- 0	0- 0	5- 1			
3- 1	0- 0	0- 0	AWAY	1- 0	0- 0	2- 1			
0- 0	0- 0	0- 0	NEUTRAL	0- 0	0- 0	0- 0			

RPI 1-25			RPI 26-50			RPI 51-100			RPI 101+ Team's RPI: 111		
RPI	S	Opponent	Score	RPI	S	Opponent	Score	RPI	S	Opponent	Score
				29	N	Old Dominion	55 67	80	A	South Fla.	64 67
				48	A	Oklahoma St.	47 62	93	A	Montana St.	69 68
LAST 10 Division I											
				305	H	Sacramento St.	70 44	308	H	Eastern Wash.	69 60
				159	H	Northern Ariz.	70 71	93	A	Montana St.	69 68
				216	A	Southern Utah	71 56	187	A	Portland St.	53 74
				222	A	Northern Colo.	57 46	316	H	Weber St.	70 50
				186	H	Montana	52 51	232	H	Idaho St.	62 56

Non-Div I Games:

Idaho

■ Loss,
 ■ Non-Conf,
 ■ S Site,
 ■ H Home
 ■ A Away
 N Neutral

Average RPI Win:	274	WON-LOST	WINNING	LAST 10	STRENGTH OF	OPP. STRENGTH	TEAM	ADJ.	CONF.	ADJ CONF.
Average RPI Loss:	148	RECORD	PCT. RANK	GAMES	SCHEDULE	OF SCHEDULE	RPI	RPI	RPI	RPI
DIV. I ONLY	8- 10	218	6-4	275	204	232	232	18	18	
DIV. I NON-CONF.	2- 5	259	0	282	117	280	280	17	17	
TOTALS	RPI 1-25	RPI 26-50	W-L RECORDS	RPI 51-100	RPI 101-150	RPI 150+				
8- 10	0- 0	0- 3	OVERALL	0- 1	0- 1	8- 5				
4- 3	0- 0	0- 0	HOME	0- 0	0- 0	4- 3				
4- 7	0- 0	0- 3	AWAY	0- 1	0- 1	4- 2				
0- 0	0- 0	0- 0	NEUTRAL	0- 0	0- 0	0- 0				
2- 5	0- 0	0- 3	NON-CONFERENCE	0- 0	0- 0	2- 2				
1- 1	0- 0	0- 0	HOME	0- 0	0- 0	1- 1				
1- 4	0- 0	0- 3	AWAY	0- 0	0- 0	1- 1				
0- 0	0- 0	0- 0	NEUTRAL	0- 0	0- 0	0- 0				
6- 5	0- 0	0- 0	CONFERENCE	0- 1	0- 1	6- 3				
3- 2	0- 0	0- 0	HOME	0- 0	0- 0	3- 2				
3- 3	0- 0	0- 0	AWAY	0- 1	0- 1	3- 1				
0- 0	0- 0	0- 0	NEUTRAL	0- 0	0- 0	0- 0				

RPI 1-25				RPI 26-50				RPI 51-100				RPI 101+				Team's RPI: 232	
RPI	S	Opponent	Score	RPI	S	Opponent	Score	RPI	S	Opponent	Score	RPI	S	Opponent	Score		
				31	A	Arizona St.	69 74	93	A	Montana St.	59 67	111	A	Idaho	56 62		
				42	A	Duke	66 85					159	H	Northern Ariz.	59 70		
				48	A	Oklahoma St.	52 70					186	A	Montana	67 53		
												187	H	Portland St.	64 69		
												216	A	Southern Utah	65 72		
												216	H	Southern Utah	73 54		
												222	H	Northern Colo.	59 39		
												294	A	Utah St.	61 69		
												300	H	California Baptist	68 74		
												305	H	Sacramento St.	80 62		
												308	A	Eastern Wash.	67 47		
												313	H	Seattle U	73 48		
												316	A	Weber St.	65 54		
												326	A	Utah Valley	88 61		
LAST 10 Division I																	
				216	H	Southern Utah	73 54	316	A	Weber St.	65 54						
				222	H	Northern Colo.	59 39	159	H	Northern Ariz.	59 70						
				93	A	Montana St.	59 67	216	A	Southern Utah	65 72						
				186	A	Montana	67 53	305	H	Sacramento St.	80 62						
				187	H	Portland St.	64 69	308	A	Eastern Wash.	67 47						

Non-Div I Games: Arizona Christian 93 36 Montana Tech 83 57

Idaho St.

■ Loss,
■ Non-Conf, S Site,
■ Home
■ Away
N Neutral

Average RPI Win:	234	WON-LOST	WINNING	LAST 10	STRENGTH OF	OPP. STRENGTH	TEAM	ADJ.	CONF.	ADJ CONF.
Average RPI Loss:	40	RECORD	PCT. RANK	GAMES	SCHEDULE	OF SCHEDULE	RPI	RPI	RPI	RPI
DIV. I ONLY	10- 11	190	1-9	96	66	160	160	2	2	
DIV. I NON-CONF.	9- 2	38	0	326	265	164	164	2	2	
TOTALS	RPI 1-25	RPI 26-50	W-L RECORDS	RPI 51-100	RPI 101-150	RPI 150+				
10- 11	0- 4	0- 4	OVERALL	1- 2	2- 1	7- 0				
9- 5	0- 2	0- 1	HOME	1- 1	1- 1	7- 0				
1- 6	0- 2	0- 3	AWAY	0- 1	1- 0	0- 0				
0- 0	0- 0	0- 0	NEUTRAL	0- 0	0- 0	0- 0				
9- 2	0- 0	0- 0	NON-CONFERENCE	0- 2	2- 0	7- 0				
8- 1	0- 0	0- 0	HOME	0- 1	1- 0	7- 0				
1- 1	0- 0	0- 0	AWAY	0- 1	1- 0	0- 0				
0- 0	0- 0	0- 0	NEUTRAL	0- 0	0- 0	0- 0				
1- 9	0- 4	0- 4	CONFERENCE	1- 0	0- 1	0- 0				
1- 4	0- 2	0- 1	HOME	1- 0	0- 1	0- 0				
0- 5	0- 2	0- 3	AWAY	0- 0	0- 0	0- 0				
0- 0	0- 0	0- 0	NEUTRAL	0- 0	0- 0	0- 0				

RPI 1-25				RPI 26-50				RPI 51-100				RPI 101+ Team's RPI: 160			
RPI	S	Opponent	Score	RPI	S	Opponent	Score	RPI	S	Opponent	Score	RPI	S	Opponent	Score
8	H	Maryland	60 79	27	A	Ohio St.	47 77	55	H	Minnesota	74 71	112	H	Wisconsin	64 73
12	A	Iowa	72 108	33	A	Purdue	67 81	58	A	North Carolina	60 85	122	H	Holy Cross	78 75
13	A	Indiana	42 83	46	A	Rutgers	41 72	70	H	Illinois St.	58 74	148	A	Missouri	58 51
16	H	Northwestern	50 77	46	H	Rutgers	51 75					195	H	Austin Peay	76 62
												206	H	Merrimack	75 72
												309	H	Presbyterian	71 52
												314	H	Bryant	69 55
												319	H	Ark.-Pine Bluff	65 50
												325	H	Evansville	59 44
												349	H	Chicago St.	96 66
LAST 10 Division I															
112	H	Wisconsin	64 73	55	H	Minnesota	74 71								
46	A	Rutgers	41 72	46	H	Rutgers	51 75								
8	H	Maryland	60 79	13	A	Indiana	42 83								
27	A	Ohio St.	47 77	12	A	Iowa	72 108								
33	A	Purdue	67 81	16	H	Northwestern	50 77								

Non-Div I Games:

Illinois

Average RPI Win:	184	WON-LOST	WINNING	LAST 10	STRENGTH OF	OPP. STRENGTH	TEAM	ADJ.	CONF.	ADJ CONF.
Average RPI Loss:	75	RECORD	PCT. RANK	GAMES	SCHEDULE	OF SCHEDULE	RPI	RPI	RPI	RPI
DIV. I ONLY	12- 7	101	5-5	88	118	70	70	7	7	
DIV. I NON-CONF.	7- 3	80	0-1	140	208	61	61	7	7	
TOTALS	RPI 1-25	RPI 26-50	W-L RECORDS	RPI 51-100	RPI 101-150	RPI 150+				
12- 7	0- 1	0- 2	OVERALL	3- 2	0- 1	9- 1				
8- 1	0- 0	0- 1	HOME	2- 0	0- 0	6- 0				
4- 6	0- 1	0- 1	AWAY	1- 2	0- 1	3- 1				
0- 0	0- 0	0- 0	NEUTRAL	0- 0	0- 0	0- 0				
7- 3	0- 0	0- 1	NON-CONFERENCE	1- 1	0- 0	6- 1				
5- 0	0- 0	0- 0	HOME	1- 0	0- 0	4- 0				
2- 3	0- 0	0- 1	AWAY	0- 1	0- 0	2- 1				
0- 0	0- 0	0- 0	NEUTRAL	0- 0	0- 0	0- 0				
5- 4	0- 1	0- 1	CONFERENCE	2- 1	0- 1	3- 0				
3- 1	0- 0	0- 1	HOME	1- 0	0- 0	2- 0				
2- 3	0- 1	0- 0	AWAY	1- 1	0- 1	1- 0				
0- 0	0- 0	0- 0	NEUTRAL	0- 0	0- 0	0- 0				

RPI S	Opponent	Score	RPI S	Opponent	Score	RPI S	Opponent	Score	RPI S	Opponent	Score
9	A Missouri St.	74 87	28	H Drake	67 69	51	H UNI	65 57	118	A Loyola Chicago	64 69
			35	A Marquette	41 58	52	A Bradley	61 76	158	A Valparaiso	72 60
						69	H UT Martin	70 47	160	A Illinois	74 58
						79	A Southern Ill.	62 54	160	H Jackson St.	77 55
						90	A Saint Louis	56 61	185	H Northern Ill.	69 66
									195	A Austin Peay	72 77
									201	A North Dakota	66 58
									211	H Western Ill.	78 65
									278	H Indiana St.	83 69
									325	H Evansville	81 58
									328	H SIUE	74 53
LAST 10 Division I											
9	A Missouri St.	74 87	158	A Valparaiso	72 60						
79	A Southern Ill.	62 54	52	A Bradley	61 76						
51	H UNI	65 57	325	H Evansville	81 58						
28	H Drake	67 69	278	H Indiana St.	83 69						
118	A Loyola Chicago	64 69	195	A Austin Peay	72 77						

Non-Div I Games: Truman 87 60

Illinois St.

Loss, Non-Conf, S Site, H Home A Away N Neutral

Average RPI Win:	259	WON-LOST	WINNING	LAST 10	STRENGTH OF	OPP. STRENGTH	TEAM	ADJ.	CONF.	ADJ CONF.
Average RPI Loss:	193	RECORD	PCT. RANK	GAMES	SCHEDULE	OF SCHEDULE	RPI	RPI	RPI	RPI
DIV. I ONLY	5- 10	263	5-5	328	251	303	303	23	23	
DIV. I NON-CONF.	0- 5	338	0-1	320	183	349	349	21	21	
TOTALS	RPI 1-25	RPI 26-50	W-L RECORDS	RPI 51-100	RPI 101-150	RPI 150+				
5- 10	0- 0	0- 0	OVERALL	0- 1	1- 3	4- 6				
2- 5	0- 0	0- 0	HOME	0- 0	0- 1	2- 4				
3- 5	0- 0	0- 0	AWAY	0- 1	1- 2	2- 2				
0- 0	0- 0	0- 0	NEUTRAL	0- 0	0- 0	0- 0				
0- 5	0- 0	0- 0	NON-CONFERENCE	0- 1	0- 1	0- 3				
0- 1	0- 0	0- 0	HOME	0- 0	0- 0	0- 1				
0- 4	0- 0	0- 0	AWAY	0- 1	0- 1	0- 2				
0- 0	0- 0	0- 0	NEUTRAL	0- 0	0- 0	0- 0				
5- 5	0- 0	0- 0	CONFERENCE	0- 0	1- 2	4- 3				
2- 4	0- 0	0- 0	HOME	0- 0	0- 1	2- 3				
3- 1	0- 0	0- 0	AWAY	0- 0	1- 1	2- 0				
0- 0	0- 0	0- 0	NEUTRAL	0- 0	0- 0	0- 0				

RPI S	Opponent	Score	RPI S	Opponent	Score	RPI S	Opponent	Score	RPI S	Opponent	Score	Team's RPI: 303
						67	A Ohio	41 78	114	A SFA	45 67	
									120	A Abilene Christian	71 70	
									123	H A&M-Corpus Christi	38 64	
									140	A Kansas St.	41 85	
									157	H New Orleans	55 67	
									212	A Lamar University	67 48	
									215	H Central Ark.	37 47	
									241	H San Diego St.	48 57	
									267	A Colorado St.	47 75	
									288	H Nicholls St.	53 51	
									299	A UTSA	56 63	
									310	H Houston Baptist	55 60	
									333	H McNeese	73 56	
									342	A Northwestern St.	69 67	
LAST 10 Division I												
			120	A Abilene Christian	71 70				333	H McNeese	73 56	
			310	H Houston Baptist	55 60				157	H New Orleans	55 67	
			123	H A&M-Corpus Christi	38 64				342	A Northwestern St.	69 67	
			212	A Lamar University	67 48				288	H Nicholls St.	53 51	
			114	A SFA	45 67				241	H San Diego St.	48 57	

Non-Div I Games: Schreiner 70 35 Tex. A&M Int'l 55 38 Paul Quinn 79 62 UNKNOWN 74 52 Incarnate Word

Loss, Non-Conf, S Site, H Home A Away N Neutral

Indiana

Through Games Of Feb. 4, 2020

Average RPI Win:	115	WON-LOST	WINNING	LAST 10	STRENGTH OF	OPP. STRENGTH	TEAM	ADJ.	CONF.	ADJ CONF.
Average RPI Loss:	10	RECORD	PCT. RANK	GAMES	SCHEDULE	OF SCHEDULE	RPI	RPI	RPI	RPI
DIV. I ONLY	18- 5	37	7-3	8	14	13	13	2	2	
DIV. I NON-CONF.	10- 2	29	0	12	34	11	11	2	2	
TOTALS	RPI 1-25	RPI 26-50	W-L RECORDS	RPI 51-100	RPI 101-150	RPI 150+				
18- 5	1- 5	3- 0	OVERALL	6- 0	2- 0	6- 0				
10- 2	0- 2	1- 0	HOME	3- 0	1- 0	5- 0				
6- 2	0- 2	2- 0	AWAY	2- 0	1- 0	1- 0				
2- 1	1- 1	0- 0	NEUTRAL	1- 0	0- 0	0- 0				
10- 2	1- 2	0- 0	NON-CONFERENCE	4- 0	1- 0	4- 0				
5- 1	0- 1	0- 0	HOME	1- 0	0- 0	4- 0				
3- 0	0- 0	0- 0	AWAY	2- 0	1- 0	0- 0				
2- 1	1- 1	0- 0	NEUTRAL	1- 0	0- 0	0- 0				
8- 3	0- 3	3- 0	CONFERENCE	2- 0	1- 0	2- 0				
5- 1	0- 1	1- 0	HOME	2- 0	1- 0	1- 0				
3- 2	0- 2	2- 0	AWAY	0- 0	0- 0	1- 0				
0- 0	0- 0	0- 0	NEUTRAL	0- 0	0- 0	0- 0				

RPI	S	Opponent	Score	RPI	S	Opponent	Score	RPI	S	Opponent	Score	RPI	S	Opponent	Score
2	N	South Carolina	71 57	33	A	Purdue	66 54	55	H	Minnesota	65 52	112	H	Wisconsin	75 65
6	H	UCLA	58 68	33	H	Purdue	66 48	60	A	Miami (FL)	58 45	117	A	Florida	73 49
7	N	Baylor	62 77	46	A	Rutgers	66 56	83	N	Washington St.	78 44	160	H	Jackson St.	91 51
8	A	Maryland	62 76					94	A	Butler	64 53	160	H	Illinois	83 42
12	A	Iowa	85 91					97	H	North Florida	72 45	190	A	Penn St.	76 60
16	H	Northwestern	69 71					100	H	Michigan St.	79 67	213	H	Mt. St. Mary's	75 52
												229	H	Youngstown St.	93 56
												288	H	Nicholls St.	111 47
LAST 10 Division I															
33	A	Purdue	66 54	16	H	Northwestern	69 71								
112	H	Wisconsin	75 65	12	A	Iowa	85 91								
55	H	Minnesota	65 52	33	H	Purdue	66 48								
190	A	Penn St.	76 60	160	H	Illinois	83 42								
8	A	Maryland	62 76	46	A	Rutgers	66 56								

Non-Div I Games:

Indiana

Loss, Non-Conf, S Site, H Home A Away N Neutral

Average RPI Win:	297	WON-LOST	WINNING	LAST 10	STRENGTH OF	OPP. STRENGTH	TEAM	ADJ.	CONF.	ADJ CONF.
Average RPI Loss:	124	RECORD	PCT. RANK	GAMES	SCHEDULE	OF SCHEDULE	RPI	RPI	RPI	RPI
DIV. I ONLY	3- 18	330	1-9	92	171	278	278	7	7	
DIV. I NON-CONF.	2- 10	313	0-1	187	303	296	296	7	7	
TOTALS	RPI 1-25	RPI 26-50	W-L RECORDS	RPI 51-100	RPI 101-150	RPI 150+				
3- 18	0- 1	0- 2	OVERALL	0- 5	0- 4	3- 6				
1- 8	0- 1	0- 0	HOME	0- 2	0- 2	1- 3				
2- 9	0- 0	0- 2	AWAY	0- 3	0- 2	2- 2				
0- 1	0- 0	0- 0	NEUTRAL	0- 0	0- 0	0- 1				
2- 10	0- 0	0- 1	NON-CONFERENCE	0- 1	0- 3	2- 5				
0- 4	0- 0	0- 0	HOME	0- 1	0- 1	0- 2				
2- 5	0- 0	0- 1	AWAY	0- 0	0- 2	2- 2				
0- 1	0- 0	0- 0	NEUTRAL	0- 0	0- 0	0- 1				
1- 8	0- 1	0- 1	CONFERENCE	0- 4	0- 1	1- 1				
1- 4	0- 1	0- 0	HOME	0- 1	0- 1	1- 1				
0- 4	0- 0	0- 1	AWAY	0- 3	0- 0	0- 0				
0- 0	0- 0	0- 0	NEUTRAL	0- 0	0- 0	0- 0				

RPI S	Opponent	Score	RPI S	Opponent	Score	RPI S	Opponent	Score	RPI S	Opponent	Score	Team's RPI: 278
9	H Missouri St.	55 76	28	A Drake	65 105	51	A UNI	43 73	108	A Pacific	66 83	
			49	A Colorado	46 59	52	A Bradley	75 91	116	A Kansas	72 84	
						70	A Illinois St.	69 83	118	H Loyola Chicago	51 58	
						79	H Southern Ill.	55 78	137	H Southeast Mo. St.	58 68	
						90	H Saint Louis	53 55	158	H Valparaiso	56 75	
									207	A Murray St.	62 70	
									210	H Northern Ky.	68 70	
									211	A Western Ill.	72 83	
									228	A Eastern Ill.	59 57	
									258	H Marshall	60 72	
									272	N CSUN	59 67	
									325	H Evansville	68 58	
									337	A UIC	61 40	
LAST 10 Division I												
325	H Evansville	68 58	118	H Loyola Chicago	51 58							
79	H Southern Ill.	55 78	158	H Valparaiso	56 75							
9	H Missouri St.	55 76	52	A Bradley	75 91							
51	A UNI	43 73	70	A Illinois St.	69 83							
28	A Drake	65 105	90	H Saint Louis	53 55							

Non-Div I Games:

Indiana St.

■ Loss,
■ Non-Conf,
■ S Site,
■ H Home
■ A Away
N Neutral

Average RPI Win:	260	WON-LOST	WINNING	LAST 10	STRENGTH OF	OPP. STRENGTH	TEAM	ADJ.	CONF.	ADJ CONF.
Average RPI Loss:	131	RECORD	PCT. RANK	GAMES	SCHEDULE	OF SCHEDULE	RPI	RPI	RPI	RPI
DIV. I ONLY	4- 14	308	3-7	51	269	234	234	24	24	
DIV. I NON-CONF.	1- 8	322	0-1	14	231	204	204	25	25	
TOTALS	RPI 1-25	RPI 26-50	W-L RECORDS	RPI 51-100	RPI 101-150	RPI 150+				
4- 14	0- 1	0- 0	OVERALL	0- 5	0- 3	4- 5				
1- 8	0- 0	0- 0	HOME	0- 4	0- 1	1- 3				
3- 4	0- 1	0- 0	AWAY	0- 1	0- 1	3- 1				
0- 2	0- 0	0- 0	NEUTRAL	0- 0	0- 1	0- 1				
1- 8	0- 1	0- 0	NON-CONFERENCE	0- 3	0- 3	1- 1				
0- 3	0- 0	0- 0	HOME	0- 2	0- 1	0- 0				
1- 3	0- 1	0- 0	AWAY	0- 1	0- 1	1- 0				
0- 2	0- 0	0- 0	NEUTRAL	0- 0	0- 1	0- 1				
3- 6	0- 0	0- 0	CONFERENCE	0- 2	0- 0	3- 4				
1- 5	0- 0	0- 0	HOME	0- 2	0- 0	1- 3				
2- 1	0- 0	0- 0	AWAY	0- 0	0- 0	2- 1				
0- 0	0- 0	0- 0	NEUTRAL	0- 0	0- 0	0- 0				

RPI 1-25				RPI 26-50				RPI 51-100				RPI 101+ Team's RPI: 234			
RPI	S	Opponent	Score	RPI	S	Opponent	Score	RPI	S	Opponent	Score	RPI	S	Opponent	Score
17	A	Central Mich.	50 70					76	H	Seton Hall	37 89	102	A	Penn	42 74
								82	H	Marist	56 73	127	H	Massachusetts	51 65
								84	A	Stony Brook	40 59	133	N	Washington	34 65
								85	H	Rider	37 81	165	A	Quinnipiac	75 71
								99	H	Duquesne	74 76	165	H	Quinnipiac	63 67
												193	N	Towson	58 75
												208	H	Fairfield	40 52
												217	A	Manhattan	32 54
												248	H	Niagara	57 63
												261	A	Winthrop	68 61
												279	A	Monmouth	36 33
												336	H	Saint Peter's	69 59
LAST 10 Division I															
				82	H	Marist	56 73	248	H	Niagara	57 63				
				165	H	Quinnipiac	63 67	279	A	Monmouth	36 33				
				217	A	Manhattan	32 54	85	H	Rider	37 81				
				336	H	Saint Peter's	69 59	165	A	Quinnipiac	75 71				
				208	H	Fairfield	40 52	127	H	Massachusetts	51 65				

Non-Div I Games:

Iona

Average RPI Win:	107	WON-LOST	WINNING	LAST 10	STRENGTH OF	OPP. STRENGTH	TEAM	ADJ.	CONF.	ADJ CONF.
Average RPI Loss:	74	RECORD	PCT. RANK	GAMES	SCHEDULE	OF SCHEDULE	RPI	RPI	RPI	RPI
DIV. I ONLY	18- 4	24	9-1	21	18	12	12	2	2	
DIV. I NON-CONF.	9- 2	38	0	57	71	19	19	2	2	
TOTALS	RPI 1-25	RPI 26-50	W-L RECORDS	RPI 51-100	RPI 101-150	RPI 150+				
18- 4	4- 0	2- 1	OVERALL	4- 2	1- 1	7- 0				
11- 0	3- 0	2- 0	HOME	1- 0	0- 0	5- 0				
5- 3	1- 0	0- 1	AWAY	2- 2	1- 0	1- 0				
2- 1	0- 0	0- 0	NEUTRAL	1- 0	0- 1	1- 0				
9- 2	1- 0	1- 0	NON-CONFERENCE	2- 1	0- 1	5- 0				
6- 0	1- 0	1- 0	HOME	0- 0	0- 0	4- 0				
1- 1	0- 0	0- 0	AWAY	1- 1	0- 0	0- 0				
2- 1	0- 0	0- 0	NEUTRAL	1- 0	0- 1	1- 0				
9- 2	3- 0	1- 1	CONFERENCE	2- 1	1- 0	2- 0				
5- 0	2- 0	1- 0	HOME	1- 0	0- 0	1- 0				
4- 2	1- 0	0- 1	AWAY	1- 1	1- 0	1- 0				
0- 0	0- 0	0- 0	NEUTRAL	0- 0	0- 0	0- 0				

RPI	S	Opponent	Score	RPI	S	Opponent	Score	RPI	S	Opponent	Score	RPI	S	Opponent	Score
8	H	Maryland	66 61	27	H	Ohio St.	77 68	51	A	UNI	66 88	112	A	Wisconsin	85 78
13	H	Indiana	91 85	28	H	Drake	79 67	55	A	Minnesota	76 75	133	N	Washington	63 70
16	A	Northwestern	77 51	40	A	Michigan	63 78	56	A	Iowa St.	75 69	160	H	Illinois	108 72
19	H	Princeton	77 75					73	A	Nebraska	69 78	175	H	North Ala.	86 81
								89	N	Cincinnati	69 61	178	H	Clemson	74 60
								100	H	Michigan St.	74 57	181	H	Fla. Atlantic	85 53
												190	A	Penn St.	77 66
												193	N	Towson	100 72
												321	H	N.C. Central	102 50
LAST 10 Division I															
40	A	Michigan	63 78	55	A	Minnesota	76 75	13	H	Indiana	91 85	8	H	Maryland	66 61
190	A	Penn St.	77 66	16	A	Northwestern	77 51	160	H	Illinois	108 72				
100	H	Michigan St.	74 57												
27	H	Ohio St.	77 68												
112	A	Wisconsin	85 78												

Non-Div I Games:

Iowa

■ Loss,
 ■ Non-Conf, S Site,
 ■ Home
 ■ Away
 N Neutral

Average RPI Win:	167	WON-LOST	WINNING	LAST 10	STRENGTH OF	OPP. STRENGTH	TEAM	ADJ.	CONF.	ADJ CONF.
Average RPI Loss:	29	RECORD	PCT. RANK	GAMES	SCHEDULE	OF SCHEDULE	RPI	RPI	RPI	RPI
DIV. I ONLY	12- 8	110	5-5	23	67	56	56	3	3	
DIV. I NON-CONF.	8- 3	68	1-0	92	175	80	80	4	4	
TOTALS	RPI 1-25	RPI 26-50	W-L RECORDS	RPI 51-100	RPI 101-150	RPI 150+				
12- 8	0- 3	1- 4	OVERALL	1- 1	4- 0	6- 0				
8- 4	0- 2	0- 1	HOME	0- 1	3- 0	5- 0				
4- 4	0- 1	1- 3	AWAY	1- 0	1- 0	1- 0				
0- 0	0- 0	0- 0	NEUTRAL	0- 0	0- 0	0- 0				
8- 3	0- 1	0- 1	NON-CONFERENCE	1- 1	1- 0	6- 0				
6- 2	0- 1	0- 0	HOME	0- 1	1- 0	5- 0				
2- 1	0- 0	0- 1	AWAY	1- 0	0- 0	1- 0				
0- 0	0- 0	0- 0	NEUTRAL	0- 0	0- 0	0- 0				
4- 5	0- 2	1- 3	CONFERENCE	0- 0	3- 0	0- 0				
2- 2	0- 1	0- 1	HOME	0- 0	2- 0	0- 0				
2- 3	0- 1	1- 2	AWAY	0- 0	1- 0	0- 0				
0- 0	0- 0	0- 0	NEUTRAL	0- 0	0- 0	0- 0				

RPI 1-25				RPI 26-50				RPI 51-100 Team's RPI: 56				RPI 101+			
RPI	S	Opponent	Score	RPI	S	Opponent	Score	RPI	S	Opponent	Score	RPI	S	Opponent	Score
7	A	Baylor	62 83	28	A	Drake	81 86	51	H	UNI	63 71	103	H	Texas Southern	79 59
12	H	Iowa	69 75	37	H	Texas	75 81	72	A	Alabama	75 66	116	H	Kansas	89 67
22	H	TCU	74 77	38	A	West Virginia	71 79					140	H	Kansas St.	73 59
				39	A	Oklahoma	72 81					141	A	Texas Tech	96 66
				48	A	Oklahoma St.	64 63					157	H	New Orleans	71 53
												175	H	North Ala.	80 72
												199	H	Wright St.	79 71
												246	H	Southern U.	69 36
												286	A	North Dakota St.	86 58
												319	H	Ark.-Pine Bluff	90 40
LAST 10 Division I															
38	A	West Virginia	71 79	22	H	TCU	74 77								
7	A	Baylor	62 83	39	A	Oklahoma	72 81								
116	H	Kansas	89 67	37	H	Texas	75 81								
140	H	Kansas St.	73 59	141	A	Texas Tech	96 66								
48	A	Oklahoma St.	64 63	175	H	North Ala.	80 72								

Non-Div I Games:

Iowa St.

Average RPI Win:	281	WON-LOST	WINNING	LAST 10	STRENGTH OF	OPP. STRENGTH	TEAM	ADJ.	CONF.	ADJ CONF.
Average RPI Loss:	99	RECORD	PCT. RANK	GAMES	SCHEDULE	OF SCHEDULE	RPI	RPI	RPI	RPI
DIV. I ONLY	11- 8	123	10-0	279	242	160	160	31	31	
DIV. I NON-CONF.	2- 8	295	1-0	78	48	207	207	31	31	
TOTALS	RPI 1-25	RPI 26-50	W-L RECORDS	RPI 51-100	RPI 101-150	RPI 150+				
11- 8	0- 2	0- 0	OVERALL	0- 3	1- 1	10- 2				
6- 1	0- 1	0- 0	HOME	0- 0	1- 0	5- 0				
5- 7	0- 1	0- 0	AWAY	0- 3	0- 1	5- 2				
0- 0	0- 0	0- 0	NEUTRAL	0- 0	0- 0	0- 0				
2- 8	0- 2	0- 0	NON-CONFERENCE	0- 3	0- 1	2- 2				
1- 1	0- 1	0- 0	HOME	0- 0	0- 0	1- 0				
1- 7	0- 1	0- 0	AWAY	0- 3	0- 1	1- 2				
0- 0	0- 0	0- 0	NEUTRAL	0- 0	0- 0	0- 0				
9- 0	0- 0	0- 0	CONFERENCE	0- 0	1- 0	8- 0				
5- 0	0- 0	0- 0	HOME	0- 0	1- 0	4- 0				
4- 0	0- 0	0- 0	AWAY	0- 0	0- 0	4- 0				
0- 0	0- 0	0- 0	NEUTRAL	0- 0	0- 0	0- 0				

RPI 1-25				RPI 26-50				RPI 51-100				RPI 101+ Team's RPI: 160			
RPI	S	Opponent	Score	RPI	S	Opponent	Score	RPI	S	Opponent	Score	RPI	S	Opponent	Score
13	A	Indiana	51 91					52	A	Bradley	69 78	103	H	Texas Southern	81 79
14	H	Mississippi St.	53 92					60	A	Miami (FL)	68 83	145	A	Tulane	46 82
								70	A	Illinois St.	55 77	152	H	Louisiana	65 54
												215	A	Central Ark.	54 57
												223	A	Southeastern La.	59 63
												246	A	Southern U.	72 51
												281	H	Alabama A&M	67 53
												296	H	Prairie View	53 49
												318	A	Alcorn	83 67
												319	A	Ark.-Pine Bluff	56 44
												332	H	Alabama St.	94 62
												342	A	Northwestern St.	66 49
												348	H	Grambling	61 46
												351	A	Mississippi Val.	90 61
LAST 10 Division I															
319	A	Ark.-Pine Bluff	56 44	246	A	Southern U.	72 51								
351	A	Mississippi Val.	90 61	318	A	Alcorn	83 67								
348	H	Grambling	61 46	281	H	Alabama A&M	67 53								
296	H	Prairie View	53 49	332	H	Alabama St.	94 62								
103	H	Texas Southern	81 79	152	H	Louisiana	65 54								

Non-Div I Games:

Jackson St.

■ Loss,
 ■ Non-Conf,
 ■ S Site,
 ■ H Home
 ■ A Away
 N Neutral

Jacksonville

Through Games Of Feb. 4, 2020

Average RPI Win:	283	WON-LOST	WINNING	LAST 10	STRENGTH OF	OPP. STRENGTH	TEAM	ADJ.	CONF.	ADJ CONF.
Average RPI Loss:	97	RECORD	PCT. RANK	GAMES	SCHEDULE	OF SCHEDULE	RPI	RPI	RPI	RPI
DIV. I ONLY	11- 9	139	6-4	232	248	182	182	16	16	
DIV. I NON-CONF.	6- 5	151	1-0	278	296	208	208	16	16	
TOTALS	RPI 1-25	RPI 26-50	W-L RECORDS	RPI 51-100	RPI 101-150	RPI 150+				
11- 9	0- 2	0- 1	OVERALL	0- 2	0- 2	11- 2				
6- 4	0- 1	0- 0	HOME	0- 1	0- 1	6- 1				
5- 5	0- 1	0- 1	AWAY	0- 1	0- 1	5- 1				
0- 0	0- 0	0- 0	NEUTRAL	0- 0	0- 0	0- 0				
6- 5	0- 1	0- 1	NON-CONFERENCE	0- 1	0- 1	6- 1				
3- 2	0- 0	0- 0	HOME	0- 0	0- 1	3- 1				
3- 3	0- 1	0- 1	AWAY	0- 1	0- 0	3- 0				
0- 0	0- 0	0- 0	NEUTRAL	0- 0	0- 0	0- 0				
5- 4	0- 1	0- 0	CONFERENCE	0- 1	0- 1	5- 1				
3- 2	0- 1	0- 0	HOME	0- 1	0- 0	3- 0				
2- 2	0- 0	0- 0	AWAY	0- 0	0- 1	2- 1				
0- 0	0- 0	0- 0	NEUTRAL	0- 0	0- 0	0- 0				

RPI 1-25				RPI 26-50				RPI 51-100				RPI 101+ Team's RPI: 182			
RPI	S	Opponent	Score	RPI	S	Opponent	Score	RPI	S	Opponent	Score	RPI	S	Opponent	Score
23	A	Florida St.	41 75	49	A	Colorado	44 66	80	A	South Fla.	39 70	107	A	Liberty	76 85
25	H	FGCU	68 81					97	H	North Florida	64 70	147	H	Bethune-Cookman	52 53
												171	H	Norfolk St.	64 71
												175	A	North Ala.	65 76
												175	H	North Ala.	67 56
												226	A	Kennesaw St.	93 83
												227	H	Stetson	57 52
												264	A	Lipscomb	73 64
												282	H	FIU	77 52
												288	H	Nicholls St.	72 55
												306	A	Jacksonville St.	55 40
												330	H	NJIT	88 67
												331	A	Mercer	87 83
												335	H	USC Upstate	87 43
												346	A	Florida A&M	88 54
LAST 10 Division I															
25	H	FGCU	68 81	227	H	Stetson	57 52								
175	H	North Ala.	67 56	330	H	NJIT	88 67								
264	A	Lipscomb	73 64	107	A	Liberty	76 85								
226	A	Kennesaw St.	93 83	175	A	North Ala.	65 76								
97	H	North Florida	64 70	331	A	Mercer	87 83								

Non-Div I Games: Thomas (GA) 94 36 Johnson (FL) 114 35

Jacksonville

Loss, Non-Conf, S Site, H Home A Away N Neutral

Average RPI Win:	262	WON-LOST	WINNING	LAST 10	STRENGTH OF	OPP. STRENGTH	TEAM	ADJ.	CONF.	ADJ CONF.
Average RPI Loss:	201	RECORD	PCT. RANK	GAMES	SCHEDULE	OF SCHEDULE	RPI	RPI	RPI	RPI
DIV. I ONLY	8- 11	227	6-4	344	215	306	306	19	19	
DIV. I NON-CONF.	2- 7	288	0	317	243	337	337	22	22	
TOTALS	RPI 1-25	RPI 26-50	W-L RECORDS	RPI 51-100	RPI 101-150	RPI 150+				
8- 11	0- 0	0- 0	OVERALL	1- 2	0- 1	7- 8				
6- 3	0- 0	0- 0	HOME	1- 0	0- 0	5- 3				
2- 6	0- 0	0- 0	AWAY	0- 2	0- 1	2- 3				
0- 2	0- 0	0- 0	NEUTRAL	0- 0	0- 0	0- 2				
2- 7	0- 0	0- 0	NON-CONFERENCE	0- 2	0- 1	2- 4				
2- 1	0- 0	0- 0	HOME	0- 0	0- 0	2- 1				
0- 4	0- 0	0- 0	AWAY	0- 2	0- 1	0- 1				
0- 2	0- 0	0- 0	NEUTRAL	0- 0	0- 0	0- 2				
6- 4	0- 0	0- 0	CONFERENCE	1- 0	0- 0	5- 4				
4- 2	0- 0	0- 0	HOME	1- 0	0- 0	3- 2				
2- 2	0- 0	0- 0	AWAY	0- 0	0- 0	2- 2				
0- 0	0- 0	0- 0	NEUTRAL	0- 0	0- 0	0- 0				

RPI 1-25				RPI 26-50				RPI 51-100				RPI 101+ Team's RPI: 306			
RPI	S	Opponent	Score	RPI	S	Opponent	Score	RPI	S	Opponent	Score	RPI	S	Opponent	Score
								63	H	Belmont	60 41	121	A	Auburn	53 62
								64	A	Troy	64 94	182	H	Jacksonville	40 55
								98	A	Vanderbilt	66 88	195	H	Austin Peay	57 63
												207	H	Murray St.	68 51
												210	N	Northern Ky.	63 66
												228	A	Eastern Ill.	52 55
												250	A	Morehead St.	48 67
												250	H	Morehead St.	55 69
												264	H	Lipscomb	65 63
												276	A	Eastern Ky.	43 33
												276	H	Eastern Ky.	68 54
												280	N	Oakland	55 61
												328	A	SIUE	53 44
												332	A	Alabama St.	63 68
												339	H	Tennessee St.	70 48
												346	H	Florida A&M	72 67
LAST 10 Division I															
				63	H	Belmont	60 41	228	A	Eastern Ill.	52 55				
				339	H	Tennessee St.	70 48	195	H	Austin Peay	57 63				
				250	H	Morehead St.	55 69	207	H	Murray St.	68 51				
				276	H	Eastern Ky.	68 54	276	A	Eastern Ky.	43 33				
				328	A	SIUE	53 44	250	A	Morehead St.	48 67				

Non-Div I Games: Clark Atlanta 75 46 Fort Valley St. 87 65

Jacksonville St.

■ Loss,
 ■ Non-Conf,
 ■ S Site,
 ■ H Home
 ■ A Away
 N Neutral

Average RPI Win:	175	WON-LOST	WINNING	LAST 10	STRENGTH OF	OPP. STRENGTH	TEAM	ADJ.	CONF.	ADJ CONF.
Average RPI Loss:	76	RECORD	PCT. RANK	GAMES	SCHEDULE	OF SCHEDULE	RPI	RPI	RPI	RPI
DIV. I ONLY	16- 4	31	8-2	144	84	43	43	14	14	
DIV. I NON-CONF.	9- 2	38	1-0	102	10	35	35	13	13	
TOTALS	RPI 1-25	RPI 26-50	W-L RECORDS	RPI 51-100	RPI 101-150	RPI 150+				
16- 4	0- 1	1- 1	OVERALL	2- 1	5- 0	8- 1				
9- 1	0- 1	1- 0	HOME	0- 0	4- 0	4- 0				
6- 3	0- 0	0- 1	AWAY	1- 1	1- 0	4- 1				
1- 0	0- 0	0- 0	NEUTRAL	1- 0	0- 0	0- 0				
9- 2	0- 1	1- 1	NON-CONFERENCE	2- 0	3- 0	3- 0				
5- 1	0- 1	1- 0	HOME	0- 0	2- 0	2- 0				
3- 1	0- 0	0- 1	AWAY	1- 0	1- 0	1- 0				
1- 0	0- 0	0- 0	NEUTRAL	1- 0	0- 0	0- 0				
7- 2	0- 0	0- 0	CONFERENCE	0- 1	2- 0	5- 1				
4- 0	0- 0	0- 0	HOME	0- 0	2- 0	2- 0				
3- 2	0- 0	0- 0	AWAY	0- 1	0- 0	3- 1				
0- 0	0- 0	0- 0	NEUTRAL	0- 0	0- 0	0- 0				

RPI 1-25				RPI 26-50				Team's RPI: 43		RPI 51-100				RPI 101+			
RPI	S	Opponent	Score	RPI	S	Opponent	Score			RPI	S	Opponent	Score	RPI	S	Opponent	Score
8	H	Maryland	68 70	45	A	Virginia	49 55			57	A	Drexel	48 70	107	H	Liberty	76 53
				50	H	St. John's (NY)	76 73			62	N	UCF	46 43	129	H	Northeastern	67 54
										88	A	Villanova	56 52	143	H	William & Mary	84 70
														144	A	George Washington	69 50
														150	H	Robert Morris	59 32
														153	H	Elon	61 48
														193	A	Towson	75 76
														214	A	Delaware	60 39
														238	A	Georgetown	66 59
														244	H	Longwood	93 53
														247	A	Col. of Charleston	87 53
														256	A	UNCW	66 58
														262	H	Delaware St.	83 64
														312	H	Hofstra	92 50
LAST 10 Division I																	
				57	A	Drexel	48 70			256	A	UNCW	66 58				
				214	A	Delaware	60 39			193	A	Towson	75 76				
				129	H	Northeastern	67 54			153	H	Elon	61 48				
				312	H	Hofstra	92 50			143	H	William & Mary	84 70				
				247	A	Col. of Charleston	87 53			150	H	Robert Morris	59 32				

Non-Div I Games:

James Madison

Kansas

Through Games Of Feb. 4, 2020

Average RPI Win:	213	WON-LOST	WINNING	LAST 10	STRENGTH OF	OPP. STRENGTH	TEAM	ADJ.	CONF.	ADJ CONF.
Average RPI Loss:	48	RECORD	PCT. RANK	GAMES	SCHEDULE	OF SCHEDULE	RPI	RPI	RPI	RPI
DIV. I ONLY	12- 8	110	2-8	115	64	116	116	3	3	
DIV. I NON-CONF.	11- 0	1	1-0	301	197	56	56	4	4	
TOTALS	RPI 1-25	RPI 26-50	W-L RECORDS	RPI 51-100	RPI 101-150	RPI 150+				
12- 8	0- 2	0- 4	OVERALL	1- 1	2- 1	9- 0				
9- 4	0- 1	0- 2	HOME	0- 0	2- 1	7- 0				
2- 4	0- 1	0- 2	AWAY	1- 1	0- 0	1- 0				
1- 0	0- 0	0- 0	NEUTRAL	0- 0	0- 0	1- 0				
11- 0	0- 0	0- 0	NON-CONFERENCE	1- 0	1- 0	9- 0				
8- 0	0- 0	0- 0	HOME	0- 0	1- 0	7- 0				
2- 0	0- 0	0- 0	AWAY	1- 0	0- 0	1- 0				
1- 0	0- 0	0- 0	NEUTRAL	0- 0	0- 0	1- 0				
1- 8	0- 2	0- 4	CONFERENCE	0- 1	1- 1	0- 0				
1- 4	0- 1	0- 2	HOME	0- 0	1- 1	0- 0				
0- 4	0- 1	0- 2	AWAY	0- 1	0- 0	0- 0				
0- 0	0- 0	0- 0	NEUTRAL	0- 0	0- 0	0- 0				

RPI S	Opponent	Score	RPI S	Opponent	Score	RPI S	Opponent	Score	RPI S	Opponent	Score	Team's RPI: 116
7	H Baylor	47 90	37	A Texas	77 85	56	A Iowa St.	67 89	117	H Florida	76 66	
22	A TCU	59 73	38	H West Virginia	49 68	90	A Saint Louis	68 60	140	H Kansas St.	61 69	
			39	H Oklahoma	82 94				141	H Texas Tech	67 50	
			48	A Oklahoma St.	49 67				174	H Saint Mary's (CA)	86 81	
									181	A Fla. Atlantic	90 60	
									199	N Wright St.	74 63	
									202	H UMass Lowell	79 44	
									271	H Wofford	83 64	
									275	H Texas St.	68 48	
									278	H Indiana St.	84 72	
									293	H Omaha	63 48	
									337	H UIC	91 50	
LAST 10 Division I												
39	H Oklahoma	82 94	7	H Baylor	47 90							
140	H Kansas St.	61 69	22	A TCU	59 73							
56	A Iowa St.	67 89	38	H West Virginia	49 68							
37	A Texas	77 85	48	A Oklahoma St.	49 67							
141	H Texas Tech	67 50	271	H Wofford	83 64							

Non-Div I Games:

Kansas

Loss, Non-Conf, S Site, H Home A Away N Neutral

Average RPI Win:	226	WON-LOST	WINNING	LAST 10	STRENGTH OF	OPP. STRENGTH	TEAM	ADJ.	CONF.	ADJ CONF.
Average RPI Loss:	62	RECORD	PCT. RANK	GAMES	SCHEDULE	OF SCHEDULE	RPI	RPI	RPI	RPI
DIV. I ONLY	9- 10	199	4-6	76	71	140	140	3	3	
DIV. I NON-CONF.	6- 5	151	1-1	219	198	196	196	4	4	
TOTALS	RPI 1-25	RPI 26-50	W-L RECORDS	RPI 51-100	RPI 101-150	RPI 150+				
9- 10	0- 2	1- 4	OVERALL	0- 2	2- 1	6- 1				
6- 4	0- 0	1- 3	HOME	0- 0	0- 1	5- 0				
3- 4	0- 2	0- 1	AWAY	0- 1	2- 0	1- 0				
0- 2	0- 0	0- 0	NEUTRAL	0- 1	0- 0	0- 1				
6- 5	0- 1	0- 1	NON-CONFERENCE	0- 1	0- 1	6- 1				
5- 1	0- 0	0- 0	HOME	0- 0	0- 1	5- 0				
1- 2	0- 1	0- 1	AWAY	0- 0	0- 0	1- 0				
0- 2	0- 0	0- 0	NEUTRAL	0- 1	0- 0	0- 1				
3- 5	0- 1	1- 3	CONFERENCE	0- 1	2- 0	0- 0				
1- 3	0- 0	1- 3	HOME	0- 0	0- 0	0- 0				
2- 2	0- 1	0- 0	AWAY	0- 1	2- 0	0- 0				
0- 0	0- 0	0- 0	NEUTRAL	0- 0	0- 0	0- 0				

RPI 1-25				RPI 26-50				RPI 51-100				RPI 101+ Team's RPI: 140			
RPI	S	Opponent	Score	RPI	S	Opponent	Score	RPI	S	Opponent	Score	RPI	S	Opponent	Score
1	A	Oregon	51 89	37	H	Texas	63 71	56	A	Iowa St.	59 73	110	H	UT Arlington	53 57
22	A	TCU	61 65	38	H	West Virginia	63 74	100	N	Michigan St.	60 65	116	A	Kansas	69 61
				39	H	Oklahoma	92 74					141	A	Texas Tech	76 72
				41	A	Arkansas	72 81					170	N	Memphis	68 72
				48	H	Oklahoma St.	63 70					249	A	UMKC	74 67
												253	H	Oral Roberts	109 69
												293	H	Omaha	73 48
												301	H	UTRGV	79 66
												303	H	Incarnate Word	85 41
												337	H	UIC	84 40
LAST 10 Division I															
22	A	TCU	61 65	48	H	Oklahoma St.	63 70								
116	A	Kansas	69 61	141	A	Texas Tech	76 72								
39	H	Oklahoma	92 74	38	H	West Virginia	63 74								
56	A	Iowa St.	59 73	301	H	UTRGV	79 66								
37	H	Texas	63 71	1	A	Oregon	51 89								

Non-Div I Games:

Kansas St.

■ Loss,
 ■ Non-Conf,
 ■ S Site,
 ■ H Home
 ■ A Away
 N Neutral

Kennesaw St.

Through Games Of Feb. 4, 2020

Average RPI Win:	262	WON-LOST	WINNING	LAST 10	STRENGTH OF	OPP. STRENGTH	TEAM	ADJ.	CONF.	ADJ CONF.
Average RPI Loss:	129	RECORD	PCT. RANK	GAMES	SCHEDULE	OF SCHEDULE	RPI	RPI	RPI	RPI
DIV. I ONLY	8- 11	227	3-7	249	178	226	226	16	16	
DIV. I NON-CONF.	5- 5	164	0-1	286	235	203	203	16	16	
TOTALS	RPI 1-25	RPI 26-50	W-L RECORDS	RPI 51-100	RPI 101-150	RPI 150+				
8- 11	0- 1	0- 0	OVERALL	0- 5	1- 2	7- 3				
3- 4	0- 0	0- 0	HOME	0- 2	1- 0	2- 2				
4- 7	0- 1	0- 0	AWAY	0- 3	0- 2	4- 1				
1- 0	0- 0	0- 0	NEUTRAL	0- 0	0- 0	1- 0				
5- 5	0- 0	0- 0	NON-CONFERENCE	0- 3	1- 1	4- 1				
2- 1	0- 0	0- 0	HOME	0- 1	1- 0	1- 0				
2- 4	0- 0	0- 0	AWAY	0- 2	0- 1	2- 1				
1- 0	0- 0	0- 0	NEUTRAL	0- 0	0- 0	1- 0				
3- 6	0- 1	0- 0	CONFERENCE	0- 2	0- 1	3- 2				
1- 3	0- 0	0- 0	HOME	0- 1	0- 0	1- 2				
2- 3	0- 1	0- 0	AWAY	0- 1	0- 1	2- 0				
0- 0	0- 0	0- 0	NEUTRAL	0- 0	0- 0	0- 0				

RPI	S	Opponent	Score	RPI	S	Opponent	Score	RPI	S	Opponent	Score	RPI	S	Opponent	Score	Team's RPI: 226
25	A	FGCU	63 80					75	A	Georgia	65 80	107	A	Liberty	66 76	
								87	H	Georgia Tech	47 63	130	A	Campbell	51 63	
								97	A	North Florida	33 57	146	H	Samford	60 55	
								97	H	North Florida	55 64	175	H	North Ala.	59 56	
								99	A	Duquesne	72 75	182	H	Jacksonville	83 93	
												227	H	Stetson	61 67	
												256	A	UNCW	58 56	
												264	A	Lipscomb	74 66	
												292	A	Navy	62 82	
												295	A	Ga. Southern	95 69	
												302	N	UMBC	59 44	
												330	A	NJIT	77 64	
												331	H	Mercer	92 64	
LAST 10 Division I																
107	A	Liberty	66 76	330	A	NJIT	77 64									
97	A	North Florida	33 57	264	A	Lipscomb	74 66									
175	H	North Ala.	59 56	97	H	North Florida	55 64									
182	H	Jacksonville	83 93	227	H	Stetson	61 67									
25	A	FGCU	63 80	99	A	Duquesne	72 75									

Non-Div I Games: Middle Ga. St. 88 49

Kennesaw St.

Loss, Non-Conf, S Site, H Home A Away N Neutral

Average RPI Win: 198	WON-LOST	WINNING	LAST 10	STRENGTH OF	OPP. STRENGTH	TEAM	ADJ.	CONF.	ADJ CONF.
Average RPI Loss: 83	RECORD	PCT. RANK	GAMES	SCHEDULE	OF SCHEDULE	RPI	RPI	RPI	RPI
DIV. I ONLY	10- 8	136	5-5	108	113	113	113	10	10
DIV. I NON-CONF.	6- 4	123	1-1	125	119	103	103	10	10
TOTALS	RPI 1-25	RPI 26-50	W-L RECORDS	RPI 51-100	RPI 101-150	RPI 150+			
10- 8	0- 0	0- 3	OVERALL	2- 3	1- 0	7- 2			
4- 3	0- 0	0- 1	HOME	1- 1	1- 0	2- 1			
4- 3	0- 0	0- 1	AWAY	1- 1	0- 0	3- 1			
2- 2	0- 0	0- 1	NEUTRAL	0- 1	0- 0	2- 0			
6- 4	0- 0	0- 3	NON-CONFERENCE	1- 1	1- 0	4- 0			
2- 1	0- 0	0- 1	HOME	0- 0	1- 0	1- 0			
2- 1	0- 0	0- 1	AWAY	1- 0	0- 0	1- 0			
2- 2	0- 0	0- 1	NEUTRAL	0- 1	0- 0	2- 0			
4- 4	0- 0	0- 0	CONFERENCE	1- 2	0- 0	3- 2			
2- 2	0- 0	0- 0	HOME	1- 1	0- 0	1- 1			
2- 2	0- 0	0- 0	AWAY	0- 1	0- 0	2- 1			
0- 0	0- 0	0- 0	NEUTRAL	0- 0	0- 0	2- 0			

RPI S	Opponent	Score	RPI S	Opponent	Score	RPI S	Opponent	Score	RPI S	Opponent	Score	Team's RPI: 113
27	H Ohio St.	65 75	64	N Troy	64 71	150	H Robert Morris	82 81				
33	A Purdue	64 77	77	A Ball St.	62 66	155	H Western Mich.	75 63				
40	N Michigan	53 88	77	H Ball St.	69 68	166	A Toledo	60 69				
			91	H Buffalo	44 57	169	H Eastern Mich.	69 74				
			99	A Duquesne	77 75	173	A Miami (OH)	78 75				
						185	A Northern Ill.	79 71				
						229	A Youngstown St.	82 73				
						291	H St. Bonaventure	81 58				
						295	N Ga. Southern	62 48				
						323	N Purdue Fort Wayne	75 67				
LAST 10 Division I												
166	A Toledo	60 69	155	H Western Mich.	75 63							
77	H Ball St.	69 68	169	H Eastern Mich.	69 74							
91	H Buffalo	44 57	77	A Ball St.	62 66							
173	A Miami (OH)	78 75	64	N Troy	64 71							
185	A Northern Ill.	79 71	295	N Ga. Southern	62 48							

Non-Div I Games: Hiram 92 36

Kent St.

Kentucky

Through Games Of Feb. 4, 2020

Average RPI Win: 145		WON-LOST	WINNING	LAST 10	STRENGTH OF	OPP. STRENGTH	TEAM	ADJ.	CONF.	ADJ CONF.
Average RPI Loss: 36		RECORD	PCT. RANK	GAMES	SCHEDULE	OF SCHEDULE	RPI	RPI	RPI	RPI
DIV. I ONLY		17- 4	30	7-3	54	37	24	24	4	4
DIV. I NON-CONF.		11- 1	13	1-0	147	95	39	39	5	5
TOTALS		RPI 1-25	RPI 26-50		W-L RECORDS		RPI 51-100	RPI 101-150	RPI 150+	
17- 4	1- 3	2- 0		OVERALL		3- 0	5- 1	6- 0		
11- 2	1- 1	1- 0		HOME		1- 0	2- 1	6- 0		
6- 2	0- 2	1- 0		AWAY		2- 0	3- 0	0- 0		
0- 0	0- 0	0- 0		NEUTRAL		0- 0	0- 0	0- 0		
11- 1	0- 1	1- 0		NON-CONFERENCE		2- 0	2- 0	6- 0		
8- 1	0- 1	0- 0		HOME		1- 0	1- 0	6- 0		
3- 0	0- 0	1- 0		AWAY		1- 0	1- 0	0- 0		
0- 0	0- 0	0- 0		NEUTRAL		0- 0	0- 0	0- 0		
6- 3	1- 2	1- 0		CONFERENCE		1- 0	3- 1	0- 0		
3- 1	1- 0	1- 0		HOME		0- 0	1- 1	0- 0		
3- 2	0- 2	0- 0		AWAY		1- 0	2- 0	0- 0		
0- 0	0- 0	0- 0		NEUTRAL		0- 0	0- 0	0- 0		

RPI	S	Opponent	Score	RPI	S	Opponent	Score	RPI	S	Opponent	Score	RPI	S	Opponent	Score
2	A	South Carolina	72 99	44	H	Tennessee	80 76	59	A	Middle Tenn.	67 52	117	A	Florida	65 45
3	H	Louisville	66 67	45	A	Virginia	50 47	68	H	Charlotte	86 39	117	H	Florida	62 70
18	H	Texas A&M	76 54					72	A	Alabama	81 71	121	H	Auburn	68 61
21	A	LSU	59 65									128	A	California	63 61
												146	H	Samford	79 49
												148	A	Missouri	62 47
												195	H	Austin Peay	81 52
												213	H	Mt. St. Mary's	67 44
												227	H	Stetson	67 48
												250	H	Morehead St.	79 54
												261	H	Winthrop	91 36
												348	H	Grambling	81 35
LAST 10 Division I															
117	H	Florida	62 70	117	A	Florida	65 45								
148	A	Missouri	62 47	72	A	Alabama	81 71								
121	H	Auburn	68 61	44	H	Tennessee	80 76								
21	A	LSU	59 65	2	A	South Carolina	72 99								
18	H	Texas A&M	76 54	128	A	California	63 61								

Non-Div I Games:

Kentucky

■ Loss,
 ■ Non-Conf, S Site,
 ■ Home
 ■ Away
 N Neutral

LIU Brooklyn

Through Games Of Feb. 4, 2020

Average RPI Win:	288	WON-LOST	WINNING	LAST 10	STRENGTH OF	OPP. STRENGTH	TEAM	ADJ.	CONF.	ADJ CONF.
Average RPI Loss:	235	RECORD	PCT. RANK	GAMES	SCHEDULE	OF SCHEDULE	RPI	RPI	RPI	RPI
DIV. I ONLY	5- 15	296	4-6	309	349	334	334	30	30	
DIV. I NON-CONF.	1- 10	329	0-1	252	347	342	342	29	29	
TOTALS	RPI 1-25	RPI 26-50	W-L RECORDS	RPI 51-100	RPI 101-150	RPI 150+				
5- 15	0- 0	0- 0	OVERALL	0- 1	0- 1	5- 13				
4- 7	0- 0	0- 0	HOME	0- 1	0- 1	4- 5				
1- 8	0- 0	0- 0	AWAY	0- 0	0- 0	1- 8				
0- 0	0- 0	0- 0	NEUTRAL	0- 0	0- 0	0- 0				
1- 10	0- 0	0- 0	NON-CONFERENCE	0- 1	0- 0	1- 9				
1- 6	0- 0	0- 0	HOME	0- 1	0- 0	1- 5				
0- 4	0- 0	0- 0	AWAY	0- 0	0- 0	0- 4				
0- 0	0- 0	0- 0	NEUTRAL	0- 0	0- 0	0- 0				
4- 5	0- 0	0- 0	CONFERENCE	0- 0	0- 1	4- 4				
3- 1	0- 0	0- 0	HOME	0- 0	0- 1	3- 0				
1- 4	0- 0	0- 0	AWAY	0- 0	0- 0	1- 4				
0- 0	0- 0	0- 0	NEUTRAL	0- 0	0- 0	0- 0				

RPI S	Opponent	Score	RPI S	Opponent	Score	RPI S	Opponent	Score	RPI S	Opponent	Score	Team's RPI: 334
						84	H Stony Brook	49 80	150	H Robert Morris	59 70	
									156	A Lafayette	60 65	
									179	A Rhode Island	56 79	
									194	H Cleveland St.	49 79	
									202	A UMass Lowell	56 65	
									206	A Merrimack	68 60	
									208	H Fairfield	51 53	
									213	A Mt. St. Mary's	57 75	
									255	H Saint Francis (PA)	71 53	
									283	A Wagner	61 63	
									285	A Army West Point	60 67	
									290	H Vermont	62 73	
									304	A St. Francis Brooklyn	63 88	
									312	H Hofstra	85 46	
									314	A Bryant	53 57	
									321	H N.C. Central	59 61	
									322	H Fairleigh Dickinson	68 63	
									336	H Saint Peter's	74 89	
									344	H Central Conn. St.	63 61	
LAST 10 Division I												
206	A Merrimack	68 60	344	H Central Conn. St.	63 61							
255	H Saint Francis (PA)	71 53	322	H Fairleigh Dickinson	68 63							
150	H Robert Morris	59 70	304	A St. Francis Brooklyn	63 88							
283	A Wagner	61 63	213	A Mt. St. Mary's	57 75							
314	A Bryant	53 57	321	H N.C. Central	59 61							

Non-Div I Games:

LIU Brooklyn

Loss, Non-Conf, S Site, H Home A Away N Neutral

LMU (CA)				STRENGTH OF SCHEDULE	OPP. STRENGTH OF SCHEDULE	TEAM RPI	ADJ. RPI	CONF. RPI	ADJ CONF. RPI
Average RPI Win:	213	WON-LOST RECORD	WINNING PCT. RANK						
Average RPI Loss:	144		LAST 10 GAMES						
DIV. I ONLY	6- 17	295	3-7	156	125	263	263	11	11
DIV. I NON-CONF.	3- 9	279	0	212	200	282	282	11	11

TOTALS	RPI 1-25	RPI 26-50	W-L RECORDS	RPI 51-100	RPI 101-150	RPI 150+			
6- 17	0- 2	0- 1	OVERALL	0- 2	0- 4	6- 8			
3- 8	0- 0	0- 1	HOME	0- 1	0- 2	3- 4			
3- 7	0- 2	0- 0	AWAY	0- 0	0- 1	3- 4			
0- 2	0- 0	0- 0	NEUTRAL	0- 1	0- 1	0- 0			
3- 9	0- 1	0- 1	NON-CONFERENCE	0- 1	0- 1	3- 5			
1- 4	0- 0	0- 1	HOME	0- 0	0- 0	1- 3			
2- 3	0- 1	0- 0	AWAY	0- 0	0- 0	2- 2			
0- 2	0- 0	0- 0	NEUTRAL	0- 1	0- 1	0- 0			
3- 8	0- 1	0- 0	CONFERENCE	0- 1	0- 3	3- 3			
2- 4	0- 0	0- 0	HOME	0- 1	0- 2	2- 1			
1- 4	0- 1	0- 0	AWAY	0- 0	0- 1	1- 2			
0- 0	0- 0	0- 0	NEUTRAL	0- 0	0- 0	0- 0			

RPI 1-25				RPI 26-50				RPI 51-100				RPI 101+ Team's RPI: 263			
RPI	S	Opponent	Score	RPI	S	Opponent	Score	RPI	S	Opponent	Score	RPI	S	Opponent	Score
5	A	Gonzaga	52 78	36	H	Yale	65 81	65	H	BYU	44 59	108	A	Pacific	67 76
6	A	UCLA	52 74					77	N	Ball St.	72 77	108	H	Pacific	70 87
												124	H	San Diego	59 67
												132	N	Providence	45 48
												154	A	Portland	49 74
												174	A	Saint Mary's (CA)	70 86
												174	H	Saint Mary's (CA)	61 70
												180	H	Santa Clara	75 59
												191	H	Hawaii	65 51
												205	A	New Mexico	73 72
												218	A	Pepperdine	84 77
												225	H	San Francisco	76 69
												235	H	Cal St. Fullerton	74 79
												238	H	Georgetown	53 64
												243	A	Tulsa	56 75
												259	A	Long Beach St.	70 57
												272	H	CSUN	54 56
												297	A	UC Irvine	65 80

LAST 10 Division I															
108	H	Pacific	70 87	180	H	Santa Clara	75 59								
174	H	Saint Mary's (CA)	61 70	225	H	San Francisco	76 69								
5	A	Gonzaga	52 78	174	A	Saint Mary's (CA)	70 86								
154	A	Portland	49 74	108	A	Pacific	67 76								
218	A	Pepperdine	84 77	124	H	San Diego	59 67								

Non-Div I Games: Cal St. San B'dino 94 46

LMU (CA)

■ Loss,
 ■ Non-Conf, S Site,
 ■ Home
 ■ Away
 N Neutral

Average RPI Win: 137		WON-LOST	WINNING	LAST 10	STRENGTH OF	OPP. STRENGTH	TEAM	ADJ.	CONF.	ADJ CONF.
Average RPI Loss: 54		RECORD	PCT. RANK	GAMES	SCHEDULE	OF SCHEDULE	RPI	RPI	RPI	RPI
DIV. I ONLY		16- 5	41	7-3	34	44	21	21	4	4
DIV. I NON-CONF.		10- 2	29	1-0	100	82	37	37	5	5
TOTALS		RPI 1-25	RPI 26-50		W-L RECORDS		RPI 51-100	RPI 101-150		RPI 150+
16- 5	4- 2	1- 2		OVERALL		2- 0	2- 1		7- 0	
9- 1	2- 1	1- 0		HOME		1- 0	0- 0		5- 0	
5- 4	2- 1	0- 2		AWAY		0- 0	2- 1		1- 0	
2- 0	0- 0	0- 0		NEUTRAL		1- 0	0- 0		1- 0	
10- 2	1- 1	1- 1		NON-CONFERENCE		1- 0	1- 0		6- 0	
5- 1	0- 1	1- 0		HOME		0- 0	0- 0		4- 0	
3- 1	1- 0	0- 1		AWAY		0- 0	1- 0		1- 0	
2- 0	0- 0	0- 0		NEUTRAL		1- 0	0- 0		1- 0	
6- 3	3- 1	0- 1		CONFERENCE		1- 0	1- 1		1- 0	
4- 0	2- 0	0- 0		HOME		1- 0	0- 0		1- 0	
2- 3	1- 1	0- 1		AWAY		0- 0	1- 1		0- 0	
0- 0	0- 0	0- 0		NEUTRAL		0- 0	0- 0		0- 0	

RPI S	Opponent	Score	RPI S	Opponent	Score	RPI S	Opponent	Score	RPI S	Opponent	Score
14	A Mississippi St.	60 64	39	A Oklahoma	68 90	72	H Alabama	71 60	117	A Florida	77 68
18	A Texas A&M	57 54	44	A Tennessee	58 63	100	N Michigan St.	58 56	145	A Tulane	59 54
18	H Texas A&M	59 58	46	H Rutgers	64 58				148	A Missouri	65 69
23	H Florida St.	62 70							157	H New Orleans	83 49
24	H Kentucky	65 59							170	N Memphis	89 58
25	A FGCU	74 63							177	A Little Rock	65 50
									223	H Southeastern La.	62 52
									273	H Ole Miss	52 44
									288	H Nicholls St.	63 32
									346	H Florida A&M	73 45
LAST 10 Division I											
18	H Texas A&M	59 58	273	H Ole Miss	52 44						
117	A Florida	77 68	18	A Texas A&M	57 54						
44	A Tennessee	58 63	148	A Missouri	65 69						
24	H Kentucky	65 59	72	H Alabama	71 60						
14	A Mississippi St.	60 64	346	H Florida A&M	73 45						

Non-Div I Games:

LSU

■ Loss,
 ■ Non-Conf,
 ■ S Site,
 ■ H Home
 ■ A Away
 N Neutral

Average RPI Win:	238	WON-LOST	WINNING	LAST 10	STRENGTH OF	OPP. STRENGTH	TEAM	ADJ.	CONF.	ADJ CONF.
Average RPI Loss:	113	RECORD	PCT. RANK	GAMES	SCHEDULE	OF SCHEDULE	RPI	RPI	RPI	RPI
DIV. I ONLY	9- 13	234	3-7	126	176	204	204	12	12	
DIV. I NON-CONF.	6- 7	182	0-1	128	268	169	169	12	12	
TOTALS	RPI 1-25	RPI 26-50	W-L RECORDS	RPI 51-100	RPI 101-150	RPI 150+				
9- 13	0- 0	0- 0	OVERALL	0- 7	1- 5	8- 1				
5- 6	0- 0	0- 0	HOME	0- 4	1- 2	4- 0				
3- 7	0- 0	0- 0	AWAY	0- 3	0- 3	3- 1				
1- 0	0- 0	0- 0	NEUTRAL	0- 0	0- 0	1- 0				
6- 7	0- 0	0- 0	NON-CONFERENCE	0- 4	1- 2	5- 1				
2- 4	0- 0	0- 0	HOME	0- 2	1- 2	1- 0				
3- 3	0- 0	0- 0	AWAY	0- 2	0- 0	3- 1				
1- 0	0- 0	0- 0	NEUTRAL	0- 0	0- 0	1- 0				
3- 6	0- 0	0- 0	CONFERENCE	0- 3	0- 3	3- 0				
3- 2	0- 0	0- 0	HOME	0- 2	0- 0	3- 0				
0- 4	0- 0	0- 0	AWAY	0- 1	0- 3	0- 0				
0- 0	0- 0	0- 0	NEUTRAL	0- 0	0- 0	0- 0				

RPI 1-25				RPI 26-50				RPI 51-100				RPI 101+ Team's RPI: 204					
RPI	S	Opponent	Score	RPI	S	Opponent	Score	RPI	S	Opponent	Score	RPI	S	Opponent	Score		
								54	H	Temple	69	72	102	H	Penn	49	65
								57	A	Drexel	31	69	115	A	Fordham	45	62
								78	H	Dayton	58	98	125	H	Harvard	75	69
								85	A	Rider	43	70	127	A	Massachusetts	62	76
								88	H	Villanova	69	77	131	A	Richmond	61	63
								90	H	Saint Louis	61	77	150	H	Robert Morris	68	71
								99	A	Duquesne	56	82	171	A	Norfolk St.	55	52
													190	A	Penn St.	69	67
													209	H	Saint Joseph's	67	59
													237	H	George Mason	77	65
													274	A	Howard	78	62
													291	H	St. Bonaventure	67	61
													292	A	Navy	46	61
													302	N	UMBC	74	58
													343	H	Coppin St.	79	46
LAST 10 Division I																	
				115	A	Fordham	45	62	127	A	Massachusetts	62	76				
				237	H	George Mason	77	65	99	A	Duquesne	56	82				
				209	H	Saint Joseph's	67	59	90	H	Saint Louis	61	77				
				131	A	Richmond	61	63	78	H	Dayton	58	98				
				291	H	St. Bonaventure	67	61	54	H	Temple	69	72				

Non-Div I Games:

La Salle

■ Loss,
 ■ Non-Conf,
 ■ S Site,
 ■ H Home
 ■ A Away
 N Neutral

Average RPI Win:	323	WON-LOST	WINNING	LAST 10	STRENGTH OF	OPP. STRENGTH	TEAM	ADJ.	CONF.	ADJ CONF.
Average RPI Loss:	221	RECORD	PCT. RANK	GAMES	SCHEDULE	OF SCHEDULE	RPI	RPI	RPI	RPI
DIV. I ONLY	3- 17	325	2-8	343	309	347	347	21	21	
DIV. I NON-CONF.	2- 9	304	1-0	346	343	351	351	20	20	
TOTALS	RPI 1-25	RPI 26-50	W-L RECORDS	RPI 51-100	RPI 101-150	RPI 150+				
3- 17	0- 0	0- 0	OVERALL	0- 1	0- 2	3- 14				
2- 6	0- 0	0- 0	HOME	0- 1	0- 0	2- 5				
1- 11	0- 0	0- 0	AWAY	0- 0	0- 2	1- 9				
0- 0	0- 0	0- 0	NEUTRAL	0- 0	0- 0	0- 0				
2- 9	0- 0	0- 0	NON-CONFERENCE	0- 0	0- 1	2- 8				
2- 3	0- 0	0- 0	HOME	0- 0	0- 0	2- 3				
0- 6	0- 0	0- 0	AWAY	0- 0	0- 1	0- 5				
0- 0	0- 0	0- 0	NEUTRAL	0- 0	0- 0	0- 0				
1- 8	0- 0	0- 0	CONFERENCE	0- 1	0- 1	1- 6				
0- 3	0- 0	0- 0	HOME	0- 1	0- 0	0- 2				
1- 5	0- 0	0- 0	AWAY	0- 0	0- 1	1- 4				
0- 0	0- 0	0- 0	NEUTRAL	0- 0	0- 0	0- 0				

RPI S	Opponent	Score	RPI S	Opponent	Score	RPI S	Opponent	Score	RPI S	Opponent	Score	Team's RPI: 347
						64	H Troy	65 72	110	A UT Arlington	34 72	
									141	A Texas Tech	38 83	
									152	A Louisiana	55 68	
									163	A Tennessee Tech	68 75	
									177	H Little Rock	50 70	
									192	H Southern Miss.	42 57	
									203	H Arkansas St.	53 54	
									223	H Southeastern La.	52 65	
									252	A South Alabama	63 72	
									257	A North Texas	51 63	
									273	A Ole Miss	42 66	
									275	A Texas St.	58 55	
									288	A Nicholls St.	59 74	
									295	A Ga. Southern	47 64	
									310	H Houston Baptist	65 72	
									327	A Georgia St.	52 68	
									333	A McNeese	69 72	
									342	H Northwestern St.	63 54	
									351	H Mississippi Val.	74 66	
LAST 10 Division I												
			203	H Arkansas St.	53 54		252	A South Alabama	63 72			
			152	A Louisiana	55 68		64	H Troy	65 72			
			177	H Little Rock	50 70		327	A Georgia St.	52 68			
			110	A UT Arlington	34 72		295	A Ga. Southern	47 64			
			275	A Texas St.	58 55		351	H Mississippi Val.	74 66			

Non-Div I Games:

La.-Monroe

■ Loss,
 ■ Non-Conf, S Site,
 ■ Home
 ■ Away
 N Neutral

Average RPI Win:	235	WON-LOST	WINNING	LAST 10	STRENGTH OF	OPP. STRENGTH	TEAM	ADJ.	CONF.	ADJ CONF.
Average RPI Loss:	141	RECORD	PCT. RANK	GAMES	SCHEDULE	OF SCHEDULE	RPI	RPI	RPI	RPI
DIV. I ONLY	11- 9	139	7-3	179	267	156	156	15	15	
DIV. I NON-CONF.	4- 6	212	0	250	332	270	270	15	15	
TOTALS	RPI 1-25	RPI 26-50	W-L RECORDS	RPI 51-100	RPI 101-150	RPI 150+				
11- 9	0- 0	0- 1	OVERALL	1- 4	1- 1	9- 3				
8- 2	0- 0	0- 0	HOME	1- 1	1- 0	6- 1				
3- 7	0- 0	0- 1	AWAY	0- 3	0- 1	3- 2				
0- 0	0- 0	0- 0	NEUTRAL	0- 0	0- 0	0- 0				
4- 6	0- 0	0- 1	NON-CONFERENCE	0- 2	0- 0	4- 3				
3- 2	0- 0	0- 0	HOME	0- 1	0- 0	3- 1				
1- 4	0- 0	0- 1	AWAY	0- 1	0- 0	1- 2				
0- 0	0- 0	0- 0	NEUTRAL	0- 0	0- 0	0- 0				
7- 3	0- 0	0- 0	CONFERENCE	1- 2	1- 1	5- 0				
5- 0	0- 0	0- 0	HOME	1- 0	1- 0	3- 0				
2- 3	0- 0	0- 0	AWAY	0- 2	0- 1	2- 0				
0- 0	0- 0	0- 0	NEUTRAL	0- 0	0- 0	0- 0				

RPI 1-25				RPI 26-50				RPI 51-100				RPI 101+				Team's RPI: 156	
RPI	S	Opponent	Score	RPI	S	Opponent	Score	RPI	S	Opponent	Score	RPI	S	Opponent	Score		
				50	A	St. John's (NY)	44 76	74	A	Bucknell	36 50	122	A	Holy Cross	56 57		
								76	A	Seton Hall	50 74	136	H	Lehigh	61 53		
								81	A	Colgate	52 73	162	H	Boston U.	59 57		
								81	H	Colgate	55 39	183	A	American	67 52		
								99	H	Duquesne	65 73	184	A	Binghamton	64 74		
												217	H	Manhattan	60 53		
												266	H	Loyola Maryland	55 52		
												279	A	Monmouth	44 52		
												285	A	Army West Point	57 52		
												292	H	Navy	79 52		
												302	H	UMBC	58 65		
												311	A	Albany (NY)	54 47		
												322	H	Fairleigh Dickinson	61 29		
												334	H	LIU Brooklyn	65 60		
LAST 10 Division I																	
				183	A	American	67 52	81	A	Colgate	52 73						
				81	H	Colgate	55 39	266	H	Loyola Maryland	55 52						
				136	H	Lehigh	61 53	122	A	Holy Cross	56 57						
				285	A	Army West Point	57 52	74	A	Bucknell	36 50						
				292	H	Navy	79 52	162	H	Boston U.	59 57						

Non-Div I Games:

Lafayette

■ Loss,
 ■ Non-Conf,
 ■ S Site,
 ■ H Home
 ■ A Away
 N Neutral

Lamar University

Through Games Of Feb. 4, 2020

Average RPI Win: 271	WON-LOST	WINNING	LAST 10	STRENGTH OF	OPP. STRENGTH	TEAM	ADJ.	CONF.	ADJ CONF.
Average RPI Loss: 136	RECORD	PCT. RANK	GAMES	SCHEDULE	OF SCHEDULE	RPI	RPI	RPI	RPI
DIV. I ONLY	7- 11	241	4-6	151	262	212	212	23	23
DIV. I NON-CONF.	2- 5	259	0	24	125	151	151	21	21

TOTALS	RPI 1-25	RPI 26-50	W-L RECORDS	RPI 51-100	RPI 101-150	RPI 150+
7- 11	0- 2	0- 1	OVERALL	0- 0	1- 4	6- 4
3- 4	0- 0	0- 0	HOME	0- 0	0- 1	3- 3
3- 7	0- 2	0- 1	AWAY	0- 0	0- 3	3- 1
1- 0	0- 0	0- 0	NEUTRAL	0- 0	1- 0	0- 0
2- 5	0- 2	0- 1	NON-CONFERENCE	0- 0	1- 0	1- 2
1- 1	0- 0	0- 0	HOME	0- 0	0- 0	1- 1
0- 4	0- 2	0- 1	AWAY	0- 0	0- 0	0- 1
1- 0	0- 0	0- 0	NEUTRAL	0- 0	1- 0	0- 0
5- 6	0- 0	0- 0	CONFERENCE	0- 0	0- 4	5- 2
2- 3	0- 0	0- 0	HOME	0- 0	0- 1	2- 2
3- 3	0- 0	0- 0	AWAY	0- 0	0- 3	3- 0
0- 0	0- 0	0- 0	NEUTRAL	0- 0	0- 0	0- 0

RPI 1-25				RPI 26-50				RPI 51-100				RPI 101+ Team's RPI: 212			
RPI	S	Opponent	Score	RPI	S	Opponent	Score	RPI	S	Opponent	Score	RPI	S	Opponent	Score
7	A	Baylor	28 90	48	A	Oklahoma St.	53 74					111	N	Idaho	47 44
15	A	NC State	40 81									114	H	SFA	53 54
												120	A	Abilene Christian	72 78
												123	A	A&M-Corpus Christi	39 49
												142	A	Sam Houston St.	47 68
												152	H	Louisiana	63 74
												157	H	New Orleans	57 62
												223	A	Southeastern La.	65 57
												287	H	Denver	71 59
												288	A	Nicholls St.	84 78
												303	H	Incarnate Word	48 67
												310	H	Houston Baptist	60 53
												317	A	Cal Poly	56 57
												333	A	McNeese	87 69
												342	H	Northwestern St.	61 58
LAST 10 Division I															
				333	A	McNeese	87 69					310	H	Houston Baptist	60 53
				114	H	SFA	53 54					288	A	Nicholls St.	84 78
				303	H	Incarnate Word	48 67					120	A	Abilene Christian	72 78
				123	A	A&M-Corpus Christi	39 49					157	H	New Orleans	57 62
				142	A	Sam Houston St.	47 68					342	H	Northwestern St.	61 58

Non-Div I Games: Howard Payne 96 36 LeTourneau 90 38

Lamar University

Loss, Non-Conf, S Site, H Home A Away N Neutral

Average RPI Win: 235	WON-LOST	WINNING	LAST 10	STRENGTH OF	OPP. STRENGTH	TEAM	ADJ.	CONF.	ADJ CONF.
Average RPI Loss: 112	RECORD	PCT. RANK	GAMES	SCHEDULE	OF SCHEDULE	RPI	RPI	RPI	RPI
DIV. I ONLY	13- 7	84	6-4	238	183	136	136	15	15
DIV. I NON-CONF.	7- 3	80	0	185	238	91	91	15	15
<hr/>									
TOTALS	RPI 1-25	RPI 26-50	W-L RECORDS	RPI 51-100	RPI 101-150	RPI 150+			
13- 7	0- 0	0- 0	OVERALL	1- 3	1- 2	11- 2			
5- 3	0- 0	0- 0	HOME	1- 1	1- 1	3- 1			
8- 2	0- 0	0- 0	AWAY	0- 1	0- 0	8- 1			
0- 2	0- 0	0- 0	NEUTRAL	0- 1	0- 1	0- 0			
7- 3	0- 0	0- 0	NON-CONFERENCE	1- 2	1- 1	5- 0			
3- 0	0- 0	0- 0	HOME	1- 0	1- 0	1- 0			
4- 1	0- 0	0- 0	AWAY	0- 1	0- 0	4- 0			
0- 2	0- 0	0- 0	NEUTRAL	0- 1	0- 1	0- 0			
6- 4	0- 0	0- 0	CONFERENCE	0- 1	0- 1	6- 2			
2- 3	0- 0	0- 0	HOME	0- 1	0- 1	2- 1			
4- 1	0- 0	0- 0	AWAY	0- 0	0- 0	4- 1			
0- 0	0- 0	0- 0	NEUTRAL	0- 0	0- 0	0- 0			

RPI 1-25			RPI 26-50			RPI 51-100			RPI 101+ Team's RPI: 136		
RPI	S	Opponent	Score	RPI	S	Opponent	Score	RPI	S	Opponent	Score
						55 A Minnesota	49 77	115 N Fordham		57 59	
						74 H Bucknell	50 71	122 H Holy Cross		57 74	
						76 H Seton Hall	75 68	144 H George Washington		59 53	
						77 N Ball St.	52 54	156 A Lafayette		53 61	
								162 H Boston U.		51 34	
								183 A American		64 63	
								183 H American		56 64	
								206 A Merrimack		72 68	
								213 A Mt. St. Mary's		66 65	
								262 A Delaware St.		68 38	
								266 A Loyola Maryland		55 53	
								285 A Army West Point		94 65	
								292 A Navy		60 53	
								292 H Navy		70 40	
								336 A Saint Peter's		80 71	
								344 H Central Conn. St.		70 51	
<hr/>											
LAST 10 Division I											
						285 A Army West Point	94 65	292 A Navy		60 53	
						183 H American	56 64	183 A American		64 63	
						156 A Lafayette	53 61	162 H Boston U.		51 34	
						122 H Holy Cross	57 74	266 A Loyola Maryland		55 53	
						74 H Bucknell	50 71	292 H Navy		70 40	

Non-Div I Games: Bloomsburg 91 43

Lehigh

Liberty

Through Games Of Feb. 4, 2020

Average RPI Win:	214	WON-LOST	WINNING	LAST 10	STRENGTH OF	OPP. STRENGTH	TEAM	ADJ.	CONF.	ADJ CONF.
Average RPI Loss:	104	RECORD	PCT. RANK	GAMES	SCHEDULE	OF SCHEDULE	RPI	RPI	RPI	RPI
DIV. I ONLY	12- 10	150	6-4	82	175	107	107	16	16	
DIV. I NON-CONF.	7- 6	161	1-0	79	190	101	101	16	16	
TOTALS	RPI 1-25	RPI 26-50	W-L RECORDS	RPI 51-100	RPI 101-150	RPI 150+				
12- 10	0- 3	0- 2	OVERALL	1- 1	0- 0	11- 4				
4- 5	0- 1	0- 0	HOME	0- 0	0- 0	4- 4				
6- 4	0- 1	0- 2	AWAY	0- 1	0- 0	6- 0				
2- 1	0- 1	0- 0	NEUTRAL	1- 0	0- 0	1- 0				
7- 6	0- 1	0- 2	NON-CONFERENCE	1- 0	0- 0	6- 3				
1- 3	0- 0	0- 0	HOME	0- 0	0- 0	1- 3				
4- 2	0- 0	0- 2	AWAY	0- 0	0- 0	4- 0				
2- 1	0- 1	0- 0	NEUTRAL	1- 0	0- 0	1- 0				
5- 4	0- 2	0- 0	CONFERENCE	0- 1	0- 0	5- 1				
3- 2	0- 1	0- 0	HOME	0- 0	0- 0	3- 1				
2- 2	0- 1	0- 0	AWAY	0- 1	0- 0	2- 0				
0- 0	0- 0	0- 0	NEUTRAL	0- 0	0- 0	0- 0				

RPI 1-25				RPI 26-50				RPI 51-100				RPI 101+ Team's RPI: 107			
RPI	S	Opponent	Score	RPI	S	Opponent	Score	RPI	S	Opponent	Score	RPI	S	Opponent	Score
11	N	Oregon St.	55 68	34	A	Virginia Tech	69 73	52	N	Bradley	75 63	151	H	UNC Greensboro	53 58
25	A	FGCU	57 64	43	A	James Madison	53 76	97	A	North Florida	50 65	164	A	Hampton	83 59
25	H	FGCU	65 74									171	A	Norfolk St.	67 48
												173	N	Miami (OH)	65 53
												175	H	North Ala.	71 76
												182	H	Jacksonville	85 76
												221	H	Chattanooga	54 71
												226	H	Kennesaw St.	76 66
												227	A	Stetson	57 48
												249	A	UMKC	68 44
												255	A	Saint Francis (PA)	71 52
												260	H	ETSU	62 63
												264	H	Lipscomb	64 60
												269	H	East Carolina	81 66
												330	A	NJIT	67 53
LAST 10 Division I															
226	H	Kennesaw St.	76 66	175	H	North Ala.	71 76								
25	H	FGCU	65 74	182	H	Jacksonville	85 76								
97	A	North Florida	50 65	25	A	FGCU	57 64								
227	A	Stetson	57 48	330	A	NJIT	67 53								
264	H	Lipscomb	64 60	249	A	UMKC	68 44								

Non-Div I Games:

Liberty

Loss, Non-Conf, S Site, H Home A Away N Neutral

Average RPI Win: 277	WON-LOST	WINNING	LAST 10	STRENGTH OF	OPP. STRENGTH	TEAM	ADJ.	CONF.	ADJ CONF.
Average RPI Loss: 140	RECORD	PCT. RANK	GAMES	SCHEDULE	OF SCHEDULE	RPI	RPI	RPI	RPI
DIV. I ONLY	4- 17	315	2-8	97	263	264	264	16	16
DIV. I NON-CONF.	2- 10	313	0-1	65	317	252	252	16	16
TOTALS	RPI 1-25	RPI 26-50	W-L RECORDS	RPI 51-100	RPI 101-150	RPI 150+			
4- 17	0- 1	0- 0	OVERALL	0- 7	0- 1	4- 8			
1- 8	0- 0	0- 0	HOME	0- 2	0- 0	1- 6			
3- 7	0- 1	0- 0	AWAY	0- 3	0- 1	3- 2			
0- 2	0- 0	0- 0	NEUTRAL	0- 2	0- 0	0- 0			
2- 10	0- 0	0- 0	NON-CONFERENCE	0- 6	0- 0	2- 4			
1- 3	0- 0	0- 0	HOME	0- 1	0- 0	1- 2			
1- 5	0- 0	0- 0	AWAY	0- 3	0- 0	1- 2			
0- 2	0- 0	0- 0	NEUTRAL	0- 2	0- 0	0- 0			
2- 7	0- 1	0- 0	CONFERENCE	0- 1	0- 1	2- 4			
0- 5	0- 0	0- 0	HOME	0- 1	0- 0	0- 4			
2- 2	0- 1	0- 0	AWAY	0- 0	0- 1	2- 0			
0- 0	0- 0	0- 0	NEUTRAL	0- 0	0- 0	0- 0			

RPI 1-25				RPI 26-50				RPI 51-100				RPI 101+ Team's RPI: 264			
RPI	S	Opponent	Score	RPI	S	Opponent	Score	RPI	S	Opponent	Score	RPI	S	Opponent	Score
25	A	FGCU	56 82					59	A	Middle Tenn.	49 70	107	A	Liberty	60 64
								63	H	Belmont	68 69	163	A	Tennessee Tech	58 78
								69	A	UT Martin	67 83	175	H	North Ala.	72 84
								78	A	Dayton	60 82	182	H	Jacksonville	64 73
								82	N	Marist	63 74	207	H	Murray St.	57 67
								85	N	Rider	76 81	210	H	Northern Ky.	71 69
								97	H	North Florida	60 68	226	H	Kennesaw St.	66 74
												227	A	Stetson	65 59
												227	H	Stetson	34 48
												228	H	Eastern Ill.	56 66
												306	A	Jacksonville St.	63 65
												330	A	NJIT	65 57
												339	A	Tennessee St.	74 64
LAST 10 Division I															
227	H	Stetson	34 48	226	H	Kennesaw St.	66 74								
182	H	Jacksonville	64 73	175	H	North Ala.	72 84								
97	H	North Florida	60 68	227	A	Stetson	65 59								
330	A	NJIT	65 57	25	A	FGCU	56 82								
107	A	Liberty	60 64	163	A	Tennessee Tech	58 78								

Non-Div I Games: Queens (NC) 86 45

Lipscomb

■ Loss,
 ■ Non-Conf,
 ■ S Site,
 ■ H Home
 ■ A Away
 N Neutral

Little Rock

Through Games Of Feb. 4, 2020

Average RPI Win:	259	WON-LOST	WINNING	LAST 10	STRENGTH OF	OPP. STRENGTH	TEAM	ADJ.	CONF.	ADJ CONF.
Average RPI Loss:	95	RECORD	PCT. RANK	GAMES	SCHEDULE	OF SCHEDULE	RPI	RPI	RPI	RPI
DIV. I ONLY	9- 11	210	7-3	124	147	177	177	21	21	
DIV. I NON-CONF.	2- 9	304	0-1	39	39	224	224	20	20	
TOTALS	RPI 1-25	RPI 26-50	W-L RECORDS	RPI 51-100	RPI 101-150	RPI 150+				
9- 11	0- 3	0- 2	OVERALL	0- 1	0- 2	9- 3				
6- 4	0- 1	0- 0	HOME	0- 0	0- 1	6- 2				
3- 7	0- 2	0- 2	AWAY	0- 1	0- 1	3- 1				
0- 0	0- 0	0- 0	NEUTRAL	0- 0	0- 0	0- 0				
2- 9	0- 3	0- 2	NON-CONFERENCE	0- 1	0- 0	2- 3				
2- 3	0- 1	0- 0	HOME	0- 0	0- 0	2- 2				
0- 6	0- 2	0- 2	AWAY	0- 1	0- 0	0- 1				
0- 0	0- 0	0- 0	NEUTRAL	0- 0	0- 0	0- 0				
7- 2	0- 0	0- 0	CONFERENCE	0- 0	0- 2	7- 0				
4- 1	0- 0	0- 0	HOME	0- 0	0- 1	4- 0				
3- 1	0- 0	0- 0	AWAY	0- 0	0- 1	3- 0				
0- 0	0- 0	0- 0	NEUTRAL	0- 0	0- 0	0- 0				

RPI 1-25				RPI 26-50				RPI 51-100				RPI 101+ Team's RPI: 177			
RPI	S	Opponent	Score	RPI	S	Opponent	Score	RPI	S	Opponent	Score	RPI	S	Opponent	Score
14	A	Mississippi St.	50 89	32	A	Western Ky.	58 77	96	A	Rice	40 66	110	A	UT Arlington	58 65
18	A	Texas A&M	35 78	41	A	Arkansas	53 86					126	H	Coastal Caro.	48 68
21	H	LSU	50 65									152	A	Louisiana	59 44
												170	H	Memphis	50 68
												181	A	Fla. Atlantic	72 79
												203	H	Arkansas St.	67 58
												215	H	Central Ark.	63 48
												236	H	Louisiana Tech	38 43
												243	H	Tulsa	63 51
												275	A	Texas St.	78 66
												277	H	Appalachian St.	68 63
												295	H	Ga. Southern	58 46
												327	H	Georgia St.	66 46
												347	A	La.-Monroe	70 50
LAST 10 Division I															
152	A	Louisiana	59 44	327	H	Georgia St.	66 46								
277	H	Appalachian St.	68 63	295	H	Ga. Southern	58 46								
347	A	La.-Monroe	70 50	110	A	UT Arlington	58 65								
203	H	Arkansas St.	67 58	275	A	Texas St.	78 66								
126	H	Coastal Caro.	48 68	14	A	Mississippi St.	50 89								

Non-Div I Games:

Little Rock

Loss, Non-Conf, S Site, H Home A Away N Neutral

Average RPI Win:	262	WON-LOST	WINNING	LAST 10	STRENGTH OF	OPP. STRENGTH	TEAM	ADJ.	CONF.	ADJ CONF.
Average RPI Loss:	180	RECORD	PCT. RANK	GAMES	SCHEDULE	OF SCHEDULE	RPI	RPI	RPI	RPI
DIV. I ONLY	9- 11	210	6-4	318	162	259	259	28	28	
DIV. I NON-CONF.	4- 8	235	1-1	303	69	285	285	26	26	
TOTALS	RPI 1-25	RPI 26-50	W-L RECORDS	RPI 51-100	RPI 101-150	RPI 150+				
9- 11	0- 2	0- 0	OVERALL	0- 1	0- 1	9- 7				
5- 3	0- 1	0- 0	HOME	0- 0	0- 0	5- 2				
2- 8	0- 1	0- 0	AWAY	0- 1	0- 1	2- 5				
2- 0	0- 0	0- 0	NEUTRAL	0- 0	0- 0	2- 0				
4- 8	0- 2	0- 0	NON-CONFERENCE	0- 1	0- 1	4- 4				
1- 3	0- 1	0- 0	HOME	0- 0	0- 0	1- 2				
1- 5	0- 1	0- 0	AWAY	0- 1	0- 1	1- 2				
2- 0	0- 0	0- 0	NEUTRAL	0- 0	0- 0	2- 0				
5- 3	0- 0	0- 0	CONFERENCE	0- 0	0- 0	5- 3				
4- 0	0- 0	0- 0	HOME	0- 0	0- 0	4- 0				
1- 3	0- 0	0- 0	AWAY	0- 0	0- 0	1- 3				
0- 0	0- 0	0- 0	NEUTRAL	0- 0	0- 0	0- 0				

RPI 1-25				RPI 26-50				RPI 51-100				RPI 101+				Team's RPI: 259	
RPI	S	Opponent	Score	RPI	S	Opponent	Score	RPI	S	Opponent	Score	RPI	S	Opponent	Score		
1	H	Oregon	45 81					86	A	Southern California	40 57	128	A	California	45 68		
6	A	UCLA	51 86									168	A	UC Davis	55 57		
												180	A	Santa Clara	54 46		
												190	N	Penn St.	64 56		
												191	A	Hawaii	44 68		
												191	H	Hawaii	62 55		
												235	A	Cal St. Fullerton	65 69		
												263	H	LMU (CA)	57 70		
												272	H	CSUN	60 52		
												294	H	Utah St.	48 56		
												297	A	UC Irvine	56 46		
												298	H	UC Riverside	73 67		
												300	A	California Baptist	70 79		
												301	N	UTRGV	69 65		
												313	A	Seattle U	54 66		
												315	H	Air Force	74 68		
												317	H	Cal Poly	72 69		
LAST 10 Division I																	
191	A	Hawaii	44 68	168	A	UC Davis	55 57										
298	H	UC Riverside	73 67	235	A	Cal St. Fullerton	65 69										
297	A	UC Irvine	56 46	317	H	Cal Poly	72 69										
191	H	Hawaii	62 55	86	A	Southern California	40 57										
272	H	CSUN	60 52	301	N	UTRGV	69 65										

Non-Div I Games: Westcliff 94 47 Bethesda (CA) 90 43

Long Beach St.

Loss, Non-Conf, S Site, H Home A Away N Neutral

Average RPI Win:	280	WON-LOST	WINNING	LAST 10	STRENGTH OF	OPP. STRENGTH	TEAM	ADJ.	CONF.	ADJ CONF.
Average RPI Loss:	184	RECORD	PCT. RANK	GAMES	SCHEDULE	OF SCHEDULE	RPI	RPI	RPI	RPI
DIV. I ONLY	10- 10	179	5-5	288	303	244	244	26	26	
DIV. I NON-CONF.	4- 5	195	0	309	196	259	259	28	28	
TOTALS	RPI 1-25	RPI 26-50	W-L RECORDS	RPI 51-100	RPI 101-150	RPI 150+				
10- 10	0- 0	0- 1	OVERALL	0- 0	0- 2	10- 7				
6- 4	0- 0	0- 0	HOME	0- 0	0- 1	6- 3				
4- 6	0- 0	0- 1	AWAY	0- 0	0- 1	4- 4				
0- 0	0- 0	0- 0	NEUTRAL	0- 0	0- 0	0- 0				
4- 5	0- 0	0- 1	NON-CONFERENCE	0- 0	0- 1	4- 3				
3- 1	0- 0	0- 0	HOME	0- 0	0- 0	3- 1				
1- 4	0- 0	0- 1	AWAY	0- 0	0- 1	1- 2				
0- 0	0- 0	0- 0	NEUTRAL	0- 0	0- 0	0- 0				
6- 5	0- 0	0- 0	CONFERENCE	0- 0	0- 1	6- 4				
3- 3	0- 0	0- 0	HOME	0- 0	0- 1	3- 2				
3- 2	0- 0	0- 0	AWAY	0- 0	0- 0	3- 2				
0- 0	0- 0	0- 0	NEUTRAL	0- 0	0- 0	0- 0				

RPI 1-25			RPI 26-50			RPI 51-100			RPI 101+			Team's RPI: 244
RPI	S	Opponent	Score	RPI	S	Opponent	Score	RPI	S	Opponent	Score	
				43	A	James Madison	53 93					
								117	A	Florida	54 71	
								130	H	Campbell	55 70	
								164	A	Hampton	55 72	
								171	A	Norfolk St.	46 49	
								196	H	High Point	69 76	
								219	H	Radford	61 62	
								224	H	Brown	86 76	
								242	H	Gardner-Webb	80 70	
								254	A	UNC Asheville	54 51	
								254	H	UNC Asheville	73 56	
								256	H	UNCW	59 58	
								261	A	Winthrop	63 74	
								262	H	Delaware St.	78 62	
								269	H	East Carolina	61 64	
								271	A	Wofford	76 79	
								309	A	Presbyterian	71 60	
								324	A	UMES	71 62	
								335	A	USC Upstate	70 62	
								340	H	Charleston So.	84 64	
LAST 10 Division I												
254	A	UNC Asheville	54 51	219	H	Radford	61 62					
164	A	Hampton	55 72	335	A	USC Upstate	70 62					
254	H	UNC Asheville	73 56	340	H	Charleston So.	84 64					
261	A	Winthrop	63 74	130	H	Campbell	55 70					
196	H	High Point	69 76	309	A	Presbyterian	71 60					

Non-Div I Games:

Longwood

■ Loss,
 ■ Non-Conf,
 S Site,
 ■ Home
 ■ Away
 N Neutral

Average RPI Win:	242	WON-LOST	WINNING	LAST 10	STRENGTH OF	OPP. STRENGTH	TEAM	ADJ.	CONF.	ADJ CONF.
Average RPI Loss:	165	RECORD	PCT. RANK	GAMES	SCHEDULE	OF SCHEDULE	RPI	RPI	RPI	RPI
DIV. I ONLY	11- 7	109	6-4	271	235	152	152	21	21	
DIV. I NON-CONF.	5- 4	140	0-1	219	242	137	137	20	20	
TOTALS	RPI 1-25	RPI 26-50	W-L RECORDS	RPI 51-100	RPI 101-150	RPI 150+				
11- 7	0- 1	0- 0	OVERALL	1- 0	0- 2	10- 4				
5- 2	0- 1	0- 0	HOME	0- 0	0- 0	5- 1				
6- 5	0- 0	0- 0	AWAY	1- 0	0- 2	5- 3				
0- 0	0- 0	0- 0	NEUTRAL	0- 0	0- 0	0- 0				
5- 4	0- 1	0- 0	NON-CONFERENCE	0- 0	0- 1	5- 2				
2- 1	0- 1	0- 0	HOME	0- 0	0- 0	2- 0				
3- 3	0- 0	0- 0	AWAY	0- 0	0- 1	3- 2				
0- 0	0- 0	0- 0	NEUTRAL	0- 0	0- 0	0- 0				
6- 3	0- 0	0- 0	CONFERENCE	1- 0	0- 1	5- 2				
3- 1	0- 0	0- 0	HOME	0- 0	0- 0	3- 1				
3- 2	0- 0	0- 0	AWAY	1- 0	0- 1	2- 1				
0- 0	0- 0	0- 0	NEUTRAL	0- 0	0- 0	0- 0				

RPI 1-25				RPI 26-50				RPI 51-100				RPI 101+ Team's RPI: 152			
RPI	S	Opponent	Score	RPI	S	Opponent	Score	RPI	S	Opponent	Score	RPI	S	Opponent	Score
14	H	Mississippi St.	48 64					64	A	Troy	79 73	110	A	UT Arlington	52 79
												142	A	Sam Houston St.	73 77
												157	A	New Orleans	65 60
												160	A	Jackson St.	54 65
												177	H	Little Rock	44 59
												203	H	Arkansas St.	83 43
												212	A	Lamar University	74 63
												223	H	Southeastern La.	60 50
												252	H	South Alabama	73 68
												257	A	North Texas	66 69
												273	A	Ole Miss	53 42
												275	A	Texas St.	73 67
												295	A	Ga. Southern	67 83
												327	A	Georgia St.	75 65
												333	H	McNeese	75 55
												347	H	La.-Monroe	68 55
LAST 10 Division I															
177	H	Little Rock	44 59	64	A	Troy	79 73								
347	H	La.-Monroe	68 55	252	H	South Alabama	73 68								
203	H	Arkansas St.	83 43	295	A	Ga. Southern	67 83								
275	A	Texas St.	73 67	327	A	Georgia St.	75 65								
110	A	UT Arlington	52 79	160	A	Jackson St.	54 65								

Non-Div I Games: Loyola (LA) 67 51 Xavier (LA) 62 49

Louisiana

Loss, Non-Conf, S Site, H Home A Away N Neutral

Team				Through Games Of Post-17, 2018						
Average RPI Win:	218	WON-LOST	WINNING	LAST 10	STRENGTH OF	OPP. STRENGTH	TEAM	ADJ.	CONF.	ADJ CONF.
Average RPI Loss:	164	RECORD	PCT. RANK	GAMES	SCHEDULE	OF SCHEDULE	RPI	RPI	RPI	RPI
DIV. I ONLY	8- 10	218	3-7	210	187	236	236	13	13	
DIV. I NON-CONF.	6- 3	90	1-0	330	257	220	220	14	14	
TOTALS	RPI 1-25	RPI 26-50	W-L RECORDS	RPI 51-100	RPI 101-150	RPI 150+				
8- 10	0- 0	0- 1	OVERALL	1- 2	0- 2	7- 5				
7- 3	0- 0	0- 0	HOME	1- 0	0- 1	6- 2				
1- 7	0- 0	0- 1	AWAY	0- 2	0- 1	1- 3				
0- 0	0- 0	0- 0	NEUTRAL	0- 0	0- 0	0- 0				
6- 3	0- 0	0- 0	NON-CONFERENCE	0- 0	0- 1	6- 2				
5- 1	0- 0	0- 0	HOME	0- 0	0- 0	5- 1				
1- 2	0- 0	0- 0	AWAY	0- 0	0- 1	1- 1				
0- 0	0- 0	0- 0	NEUTRAL	0- 0	0- 0	0- 0				
2- 7	0- 0	0- 1	CONFERENCE	1- 2	0- 1	1- 3				
2- 2	0- 0	0- 0	HOME	1- 0	0- 1	1- 1				
0- 5	0- 0	0- 1	AWAY	0- 2	0- 0	0- 2				
0- 0	0- 0	0- 0	NEUTRAL	0- 0	0- 0	0- 0				

RPI 1-25				RPI 26-50				RPI 51-100				RPI 101+				Team's RPI: 236	
RPI	S	Opponent	Score	RPI	S	Opponent	Score	RPI	S	Opponent	Score	RPI	S	Opponent	Score		
				29	A	Old Dominion	61 77	59	H	Middle Tenn.	78 60	109	H	UAB	51 71		
								68	A	Charlotte	37 55	149	A	Houston	53 67		
								96	A	Rice	47 60	170	H	Memphis	83 74		
												172	H	Wichita St.	80 88		
												177	A	Little Rock	43 38		
												192	A	Southern Miss.	60 66		
												203	H	Arkansas St.	67 54		
												223	H	Southeastern La.	92 78		
												233	H	UTEP	87 80		
												257	A	North Texas	69 74		
												273	A	Ole Miss	53 76		
												299	H	UTSA	73 82		
												333	H	McNeese	79 54		
												348	H	Grambling	70 66		
EAST 10 Division I																	
				29	A	Old Dominion	61 77	96	A	Rice	47 60						
				68	A	Charlotte	37 55	233	H	UTEP	87 80						
				109	H	UAB	51 71	299	H	UTSA	73 82						
				59	H	Middle Tenn.	78 60	192	A	Southern Miss.	60 66						
				257	A	North Texas	69 74	203	H	Arkansas St.	67 54						

Non-Div I Games:	Loyola (LA)	71	52	LSU-Alexandria	93	61
------------------	-------------	----	----	----------------	----	----

Louisiana Tech

■ Loss, ■ Non-Conf, S Site, H Home A Away N Neutral

Louisville

Through Games Of Feb. 4, 2020

Average RPI Win: 98		WON-LOST	WINNING	LAST 10	STRENGTH OF	OPP. STRENGTH	TEAM	ADJ.	CONF.	ADJ CONF.
Average RPI Loss: 27		RECORD	PCT. RANK	GAMES	SCHEDULE	OF SCHEDULE	RPI	RPI	RPI	RPI
DIV. I ONLY		21- 1	2	10-0	49	1	3	3	5	5
DIV. I NON-CONF.		11- 1	13	0	9	5	1	1	3	3
TOTALS		RPI 1-25	RPI 26-50		W-L RECORDS		RPI 51-100	RPI 101-150	RPI 150+	
21- 1	3- 0	4- 1		OVERALL		5- 0	4- 0	5- 0		
10- 0	1- 0	3- 0		HOME		1- 0	2- 0	3- 0		
8- 1	1- 0	0- 1		AWAY		4- 0	1- 0	2- 0		
3- 0	1- 0	1- 0		NEUTRAL		0- 0	1- 0	0- 0		
11- 1	3- 0	2- 1		NON-CONFERENCE		1- 0	2- 0	3- 0		
5- 0	1- 0	1- 0		HOME		0- 0	1- 0	2- 0		
3- 1	1- 0	0- 1		AWAY		1- 0	0- 0	1- 0		
3- 0	1- 0	1- 0		NEUTRAL		0- 0	1- 0	0- 0		
10- 0	0- 0	2- 0		CONFERENCE		4- 0	2- 0	2- 0		
5- 0	0- 0	2- 0		HOME		1- 0	1- 0	1- 0		
5- 0	0- 0	0- 0		AWAY		3- 0	1- 0	1- 0		
0- 0	0- 0	0- 0		NEUTRAL		0- 0	0- 0	0- 0		

RPI	S	Opponent	Score	RPI	S	Opponent	Score	RPI	S	Opponent	Score	RPI	S	Opponent	Score
1	N	Oregon	72 62	27	A	Ohio St.	60 67	58	A	North Carolina	74 67	101	H	Boise St.	98 82
17	H	Central Mich.	76 63	32	H	Western Ky.	75 56	60	A	Miami (FL)	87 41	105	A	Notre Dame	86 54
24	A	Kentucky	67 66	42	H	Duke	60 55	61	A	Boston College	81 70	110	N	UT Arlington	76 67
				45	H	Virginia	71 56	69	A	UT Martin	71 63	119	H	Syracuse	62 58
				48	N	Oklahoma St.	69 48	92	H	Wake Forest	75 61	178	A	Clemson	75 50
												207	H	Murray St.	76 40
												210	A	Northern Ky.	85 57
												221	H	Chattanooga	86 37
												268	H	Pittsburgh	83 49
LAST 10 Division I															
105	A	Notre Dame	86 54	92	H	Wake Forest	75 61								
268	H	Pittsburgh	83 49	60	A	Miami (FL)	87 41								
45	H	Virginia	71 56	42	H	Duke	60 55								
58	A	North Carolina	74 67	178	A	Clemson	75 50								
61	A	Boston College	81 70	119	H	Syracuse	62 58								

Non-Div I Games:

Louisville

■ Loss,
■ Non-Conf,
■ S Site,
■ H Home
■ A Away
N Neutral

Average RPI Win:	237	WON-LOST	WINNING	LAST 10	STRENGTH OF	OPP. STRENGTH	TEAM	ADJ.	CONF.	ADJ CONF.
Average RPI Loss:	68	RECORD	PCT. RANK	GAMES	SCHEDULE	OF SCHEDULE	RPI	RPI	RPI	RPI
DIV. I ONLY	13- 7	84	4-6	191	148	118	118	7	7	
DIV. I NON-CONF.	9- 2	38	0-1	296	301	122	122	7	7	
TOTALS	RPI 1-25	RPI 26-50	W-L RECORDS	RPI 51-100	RPI 101-150	RPI 150+				
13- 7	0- 2	0- 1	OVERALL	2- 2	0- 0	11- 2				
5- 4	0- 2	0- 0	HOME	2- 1	0- 0	3- 1				
8- 3	0- 0	0- 1	AWAY	0- 1	0- 0	8- 1				
0- 0	0- 0	0- 0	NEUTRAL	0- 0	0- 0	0- 0				
9- 2	0- 1	0- 0	NON-CONFERENCE	0- 0	0- 0	9- 1				
3- 2	0- 1	0- 0	HOME	0- 0	0- 0	3- 1				
6- 0	0- 0	0- 0	AWAY	0- 0	0- 0	6- 0				
0- 0	0- 0	0- 0	NEUTRAL	0- 0	0- 0	0- 0				
4- 5	0- 1	0- 1	CONFERENCE	2- 2	0- 0	2- 1				
2- 2	0- 1	0- 0	HOME	2- 1	0- 0	0- 0				
2- 3	0- 0	0- 1	AWAY	0- 1	0- 0	2- 1				
0- 0	0- 0	0- 0	NEUTRAL	0- 0	0- 0	0- 0				

RPI 1-25				RPI 26-50				RPI 51-100				RPI 101+ Team's RPI: 118			
RPI	S	Opponent	Score	RPI	S	Opponent	Score	RPI	S	Opponent	Score	RPI	S	Opponent	Score
9	H	Missouri St.	72 74	28	A	Drake	52 80	51	A	UNI	50 70	154	A	Portland	78 64
20	H	DePaul	76 83					52	H	Bradley	47 60	155	H	Western Mich.	60 70
								70	H	Illinois St.	69 64	158	A	Valparaiso	64 66
								79	H	Southern Ill.	51 49	167	H	Dartmouth	61 40
												228	A	Eastern Ill.	67 51
												231	H	Bowling Green	84 76
												249	A	UMKC	72 67
												278	A	Indiana St.	58 51
												290	H	Vermont	78 76
												325	A	Evansville	71 61
												328	A	SIUE	63 50
												329	A	Detroit Mercy	89 60
												349	A	Chicago St.	98 53
LAST 10 Division I															
28	A	Drake	52 80	278	A	Indiana St.	58 51								
51	A	UNI	50 70	325	A	Evansville	71 61								
158	A	Valparaiso	64 66	79	H	Southern Ill.	51 49								
70	H	Illinois St.	69 64	9	H	Missouri St.	72 74								
52	H	Bradley	47 60	155	H	Western Mich.	60 70								

Non-Div I Games:

Loyola Chicago

■ Loss,
■ Non-Conf, S Site,
■ Home
■ Away
N Neutral

Average RPI Win:	237	WON-LOST	WINNING	LAST 10	STRENGTH OF	OPP. STRENGTH	TEAM	ADJ.	CONF.	ADJ CONF.
Average RPI Loss:	153	RECORD	PCT. RANK	GAMES	SCHEDULE	OF SCHEDULE	RPI	RPI	RPI	RPI
DIV. I ONLY	6- 15	285	3-7	167	181	266	266	15	15	
DIV. I NON-CONF.	3- 8	268	0	208	206	262	262	15	15	
TOTALS	RPI 1-25	RPI 26-50	W-L RECORDS	RPI 51-100	RPI 101-150	RPI 150+				
6- 15	0- 2	0- 0	OVERALL	1- 1	0- 3	5- 9				
4- 5	0- 0	0- 0	HOME	1- 1	0- 2	3- 2				
2- 9	0- 2	0- 0	AWAY	0- 0	0- 1	2- 6				
0- 1	0- 0	0- 0	NEUTRAL	0- 0	0- 0	0- 1				
3- 8	0- 2	0- 0	NON-CONFERENCE	0- 0	0- 1	3- 5				
2- 1	0- 0	0- 0	HOME	0- 0	0- 0	2- 1				
1- 6	0- 2	0- 0	AWAY	0- 0	0- 1	1- 3				
0- 1	0- 0	0- 0	NEUTRAL	0- 0	0- 0	0- 1				
3- 7	0- 0	0- 0	CONFERENCE	1- 1	0- 2	2- 4				
2- 4	0- 0	0- 0	HOME	1- 1	0- 2	1- 1				
1- 3	0- 0	0- 0	AWAY	0- 0	0- 0	1- 3				
0- 0	0- 0	0- 0	NEUTRAL	0- 0	0- 0	0- 0				

RPI 1-25				RPI 26-50				RPI 51-100				RPI 101+ Team's RPI: 266			
RPI	S	Opponent	Score	RPI	S	Opponent	Score	RPI	S	Opponent	Score	RPI	S	Opponent	Score
8	A	Maryland	45 105					74	H	Bucknell	60 50	105	A	Notre Dame	60 84
16	A	Northwestern	46 67					81	H	Colgate	74 76	122	H	Holy Cross	56 64
												136	H	Lehigh	53 55
												156	A	Lafayette	52 55
												162	A	Boston U.	42 44
												162	H	Boston U.	39 41
												167	H	Dartmouth	72 56
												181	A	Fla. Atlantic	61 72
												183	A	American	44 63
												199	N	Wright St.	51 66
												213	A	Mt. St. Mary's	75 81
												274	H	Howard	69 75
												279	H	Monmouth	64 48
												285	H	Army West Point	68 59
												292	A	Navy	50 44
												304	A	St. Francis Brooklyn	78 89
												322	A	Fairleigh Dickinson	75 46
LAST 10 Division I															
292	A	Navy	50 44	162	A	Boston U.	42 44								
162	H	Boston U.	39 41	156	A	Lafayette	52 55								
74	H	Bucknell	60 50	81	H	Colgate	74 76								
183	A	American	44 63	136	H	Lehigh	53 55								
285	H	Army West Point	68 59	122	H	Holy Cross	56 64								

Non-Div I Games:

Loyola Maryland

■ Loss,
 ■ Non-Conf,
 ■ S Site,
 ■ Home
 ■ A Away
 N Neutral

Maine

Through Games Of Feb. 4, 2020

Average RPI Win: 275	WON-LOST	WINNING	LAST 10	STRENGTH OF	OPP. STRENGTH	TEAM	ADJ.	CONF.	ADJ CONF.
Average RPI Loss: 128	RECORD	PCT. RANK	GAMES	SCHEDULE	OF SCHEDULE	RPI	RPI	RPI	RPI
DIV. I ONLY	8- 14	251	5-5	184	197	245	245	27	27
DIV. I NON-CONF.	3- 10	282	0-1	81	64	233	233	27	27
TOTALS	RPI 1-25	RPI 26-50	W-L RECORDS	RPI 51-100	RPI 101-150	RPI 150+			
8- 14	0- 1	0- 2	OVERALL	0- 3	1- 2	7- 6			
5- 4	0- 0	0- 0	HOME	0- 0	1- 2	4- 2			
3- 7	0- 1	0- 0	AWAY	0- 2	0- 0	3- 4			
0- 3	0- 0	0- 2	NEUTRAL	0- 1	0- 0	0- 0			
3- 10	0- 1	0- 2	NON-CONFERENCE	0- 2	1- 2	2- 3			
2- 3	0- 0	0- 0	HOME	0- 0	1- 2	1- 1			
1- 4	0- 1	0- 0	AWAY	0- 1	0- 0	1- 2			
0- 3	0- 0	0- 2	NEUTRAL	0- 1	0- 0	0- 0			
5- 4	0- 0	0- 0	CONFERENCE	0- 1	0- 0	5- 3			
3- 1	0- 0	0- 0	HOME	0- 0	0- 0	3- 1			
2- 3	0- 0	0- 0	AWAY	0- 1	0- 0	2- 2			
0- 0	0- 0	0- 0	NEUTRAL	0- 0	0- 0	0- 0			

RPI 1-25				RPI 26-50				RPI 51-100				RPI 101+ Team's RPI: 245			
RPI	S	Opponent	Score	RPI	S	Opponent	Score	RPI	S	Opponent	Score	RPI	S	Opponent	Score
15	A	NC State	34 62	28	N	Drake	62 94	57	A	Drexel	57 70	125	H	Harvard	40 69
				31	N	Arizona St.	31 57	78	N	Dayton	49 78	129	H	Northeastern	58 66
								84	A	Stony Brook	69 73	135	H	Green Bay	61 60
												162	H	Boston U.	49 62
												167	A	Dartmouth	41 57
												184	A	Binghamton	63 73
												202	A	UMass Lowell	57 66
												214	A	Delaware	69 56
												224	A	Brown	70 76
												270	H	New Hampshire	67 50
												290	A	Vermont	65 47
												292	H	Navy	46 41
												302	H	UMBC	54 74
												311	H	Albany (NY)	60 49
												345	A	Hartford	69 52
												345	H	Hartford	87 73
LAST 10 Division I															
345	A	Hartford	69 52	311	H	Albany (NY)	60 49								
302	H	UMBC	54 74	270	H	New Hampshire	67 50								
290	A	Vermont	65 47	84	A	Stony Brook	69 73								
184	A	Binghamton	63 73	345	H	Hartford	87 73								
202	A	UMass Lowell	57 66	57	A	Drexel	57 70								

Non-Div I Games: Husson 104 43

Maine

■ Loss,
 ■ Non-Conf,
 ■ S Site,
 ■ Home
 ■ A Away
 N Neutral

Average RPI Win:	286	WON-LOST	WINNING	LAST 10	STRENGTH OF	OPP. STRENGTH	TEAM	ADJ.	CONF.	ADJ CONF.
Average RPI Loss:	130	RECORD	PCT. RANK	GAMES	SCHEDULE	OF SCHEDULE	RPI	RPI	RPI	RPI
DIV. I ONLY	9- 11	210	6-4	205	295	217	217	24	24	
DIV. I NON-CONF.	3- 6	235	0	80	255	199	199	25	25	
TOTALS	RPI 1-25	RPI 26-50	W-L RECORDS	RPI 51-100	RPI 101-150	RPI 150+				
9- 11	0- 0	0- 0	OVERALL	0- 6	0- 1	9- 4				
6- 3	0- 0	0- 0	HOME	0- 2	0- 1	6- 0				
3- 8	0- 0	0- 0	AWAY	0- 4	0- 0	3- 4				
0- 0	0- 0	0- 0	NEUTRAL	0- 0	0- 0	0- 0				
3- 6	0- 0	0- 0	NON-CONFERENCE	0- 4	0- 1	3- 1				
2- 2	0- 0	0- 0	HOME	0- 1	0- 1	2- 0				
1- 4	0- 0	0- 0	AWAY	0- 3	0- 0	1- 1				
0- 0	0- 0	0- 0	NEUTRAL	0- 0	0- 0	0- 0				
6- 5	0- 0	0- 0	CONFERENCE	0- 2	0- 0	6- 3				
4- 1	0- 0	0- 0	HOME	0- 1	0- 0	4- 0				
2- 4	0- 0	0- 0	AWAY	0- 1	0- 0	2- 3				
0- 0	0- 0	0- 0	NEUTRAL	0- 0	0- 0	0- 0				

RPI 1-25				RPI 26-50				RPI 51-100				RPI 101+ Team's RPI: 217			
RPI	S	Opponent	Score	RPI	S	Opponent	Score	RPI	S	Opponent	Score	RPI	S	Opponent	Score
								73	A	Nebraska	51 71	115	H	Fordham	45 51
								82	H	Marist	66 71	156	A	Lafayette	53 60
								84	A	Stony Brook	54 59	165	A	Quinnipiac	58 70
								85	A	Rider	53 76	167	H	Dartmouth	70 58
								88	A	Villanova	51 63	208	A	Fairfield	47 87
								99	H	Duquesne	65 76	234	H	Iona	54 32
												248	H	Niagara	68 65
												279	A	Monmouth	60 62
												285	H	Army West Point	86 56
												307	A	Siena	80 50
												322	A	Fairleigh Dickinson	62 61
												336	A	Saint Peter's	85 52
												336	H	Saint Peter's	68 64
												341	H	Canisius	68 50
LAST 10 Division I															
				336	H	Saint Peter's	68 64					307	A	Siena	80 50
				85	A	Rider	53 76					165	A	Quinnipiac	58 70
				234	H	Iona	54 32					336	A	Saint Peter's	85 52
				208	A	Fairfield	47 87					248	H	Niagara	68 65
				82	H	Marist	66 71					341	H	Canisius	68 50

Non-Div I Games:

Manhattan

■ Loss,
■ Non-Conf,
■ S Site,
■ H Home
■ A Away
N Neutral

Average RPI Win:	224	WON-LOST	WINNING	LAST 10	STRENGTH OF	OPP. STRENGTH	TEAM	ADJ.	CONF.	ADJ CONF.
Average RPI Loss:	82	RECORD	PCT. RANK	GAMES	SCHEDULE	OF SCHEDULE	RPI	RPI	RPI	RPI
DIV. I ONLY	16- 4	31	8-2	228	177	82	82	24	24	
DIV. I NON-CONF.	7- 2	54	0	84	59	42	42	25	25	
TOTALS	RPI 1-25	RPI 26-50	W-L RECORDS	RPI 51-100	RPI 101-150	RPI 150+				
16- 4	0- 2	0- 0	OVERALL	1- 1	2- 0	13- 1				
7- 2	0- 1	0- 0	HOME	0- 1	1- 0	6- 0				
7- 2	0- 1	0- 0	AWAY	0- 0	1- 0	6- 1				
2- 0	0- 0	0- 0	NEUTRAL	1- 0	0- 0	1- 0				
7- 2	0- 2	0- 0	NON-CONFERENCE	1- 0	2- 0	4- 0				
3- 1	0- 1	0- 0	HOME	0- 0	1- 0	2- 0				
2- 1	0- 1	0- 0	AWAY	0- 0	1- 0	1- 0				
2- 0	0- 0	0- 0	NEUTRAL	1- 0	0- 0	1- 0				
9- 2	0- 0	0- 0	CONFERENCE	0- 1	0- 0	9- 1				
4- 1	0- 0	0- 0	HOME	0- 1	0- 0	4- 0				
5- 1	0- 0	0- 0	AWAY	0- 0	0- 0	5- 1				
0- 0	0- 0	0- 0	NEUTRAL	0- 0	0- 0	0- 0				

RPI 1-25				RPI 26-50				RPI 51-100 Team's RPI: 82				RPI 101+			
RPI	S	Opponent	Score	RPI	S	Opponent	Score	RPI	S	Opponent	Score	RPI	S	Opponent	Score
17	A	Central Mich.	54 77					85	H	Rider	72 76	110	A	UT Arlington	73 57
19	H	Princeton	50 62					97	N	North Florida	69 54	135	H	Green Bay	72 60
												153	H	Elon	63 55
												162	A	Boston U.	89 75
												165	H	Quinnipiac	73 60
												208	A	Fairfield	48 52
												217	A	Manhattan	71 66
												234	A	Iona	73 56
												248	A	Niagara	94 67
												248	H	Niagara	82 57
												264	N	Lipscomb	74 63
												279	A	Monmouth	74 53
												279	H	Monmouth	76 66
												311	H	Albany (NY)	76 52
												336	H	Saint Peter's	96 76
												341	A	Canisius	90 59
LAST 10 Division I															
234	A	Iona	73 56	217	A	Manhattan	71 66								
248	H	Niagara	82 57	85	H	Rider	72 76								
208	A	Fairfield	48 52	248	A	Niagara	94 67								
279	A	Monmouth	74 53	341	A	Canisius	90 59								
165	H	Quinnipiac	73 60	336	H	Saint Peter's	96 76								

Non-Div I Games:

Marist

■ Loss,
 ■ Non-Conf,
 S Site,
 ■ Home
 ■ Away
 N Neutral

Average RPI Win:	148	WON-LOST	WINNING	LAST 10	STRENGTH OF	OPP. STRENGTH	TEAM	ADJ.	CONF.	ADJ CONF.
Average RPI Loss:	35	RECORD	PCT. RANK	GAMES	SCHEDULE	OF SCHEDULE	RPI	RPI	RPI	RPI
DIV. I ONLY	17- 5	38	8-2	75	47	35	35	6	6	
DIV. I NON-CONF.	9- 2	38	0	75	60	41	41	6	6	
TOTALS	RPI 1-25	RPI 26-50	W-L RECORDS	RPI 51-100	RPI 101-150	RPI 150+				
17- 5	0- 3	2- 1	OVERALL	5- 1	3- 0	7- 0				
10- 2	0- 2	2- 0	HOME	4- 0	1- 0	3- 0				
6- 3	0- 1	0- 1	AWAY	1- 1	2- 0	3- 0				
1- 0	0- 0	0- 0	NEUTRAL	0- 0	0- 0	1- 0				
9- 2	0- 2	0- 0	NON-CONFERENCE	3- 0	1- 0	5- 0				
4- 2	0- 2	0- 0	HOME	2- 0	0- 0	2- 0				
4- 0	0- 0	0- 0	AWAY	1- 0	1- 0	2- 0				
1- 0	0- 0	0- 0	NEUTRAL	0- 0	0- 0	1- 0				
8- 3	0- 1	2- 1	CONFERENCE	2- 1	2- 0	2- 0				
6- 0	0- 0	2- 0	HOME	2- 0	1- 0	1- 0				
2- 3	0- 1	0- 1	AWAY	0- 1	1- 0	1- 0				
0- 0	0- 0	0- 0	NEUTRAL	0- 0	0- 0	0- 0				

RPI 1-25				RPI 26-50				Team's RPI: 35				RPI 51-100				RPI 101+			
RPI	S	Opponent	Score	RPI	S	Opponent	Score	RPI	S	Opponent	Score	RPI	S	Opponent	Score	RPI	S	Opponent	Score
14	H	Mississippi St.	68 74	30	A	Creighton	62 72	63	H	Belmont	53 51	132	A	Providence	60 50				
16	H	Northwestern	56 64	30	H	Creighton	52 50	66	A	South Dakota St.	65 58	132	H	Providence	85 55				
20	A	DePaul	71 89	50	H	St. John's (NY)	94 85	70	H	Illinois St.	58 41	135	A	Green Bay	60 47				
								76	H	Seton Hall	81 60	174	A	Saint Mary's (CA)	77 63				
								88	H	Villanova	57 52	230	H	Morgan St.	70 48				
								94	A	Butler	55 61	238	H	Georgetown	73 51				
												239	A	Xavier	80 60				
												240	A	Milwaukee	78 56				
												243	N	Tulsa	61 60				
												304	H	St. Francis Brooklyn	92 71				
LAST 10 Division I																			
				30	H	Creighton	52 50	94	A	Butler	55 61								
				132	H	Providence	85 55	76	H	Seton Hall	81 60								
				88	H	Villanova	57 52	50	H	St. John's (NY)	94 85								
				238	H	Georgetown	73 51	132	A	Providence	60 50								
				239	A	Xavier	80 60	30	A	Creighton	62 72								

Non-Div I Games:

Marquette

Average RPI Win: 223	WON-LOST	WINNING	LAST 10	STRENGTH OF	OPP. STRENGTH	TEAM	ADJ.	CONF.	ADJ CONF.
Average RPI Loss: 138	RECORD	PCT. RANK	GAMES	SCHEDULE	OF SCHEDULE	RPI	RPI	RPI	RPI
DIV. I ONLY	6- 12	263	3-7	195	137	258	258	13	13
DIV. I NON-CONF.	3- 6	235	0-1	336	212	317	317	14	14
TOTALS	RPI 1-25	RPI 26-50	W-L RECORDS	RPI 51-100	RPI 101-150	RPI 150+			
6- 12	0- 0	0- 3	OVERALL	0- 4	1- 0	5- 5			
4- 5	0- 0	0- 1	HOME	0- 1	1- 0	3- 3			
2- 7	0- 0	0- 2	AWAY	0- 3	0- 0	2- 2			
0- 0	0- 0	0- 0	NEUTRAL	0- 0	0- 0	0- 0			
3- 6	0- 0	0- 1	NON-CONFERENCE	0- 1	0- 0	3- 4			
2- 2	0- 0	0- 0	HOME	0- 0	0- 0	2- 2			
1- 4	0- 0	0- 1	AWAY	0- 1	0- 0	1- 2			
0- 0	0- 0	0- 0	NEUTRAL	0- 0	0- 0	0- 0			
3- 6	0- 0	0- 2	CONFERENCE	0- 3	1- 0	2- 1			
2- 3	0- 0	0- 1	HOME	0- 1	1- 0	1- 1			
1- 3	0- 0	0- 1	AWAY	0- 2	0- 0	1- 0			
0- 0	0- 0	0- 0	NEUTRAL	0- 0	0- 0	0- 0			

RPI 1-25			RPI 26-50			RPI 51-100			RPI 101+			Team's RPI: 258
RPI	S	Opponent	Score	RPI	S	Opponent	Score	RPI	S	Opponent	Score	
29	A	Old Dominion	46 57	59	H	Middle Tenn.	55 75	109	H	UAB	61 56	
32	H	Western Ky.	65 74	67	A	Ohio	51 67	171	H	Norfolk St.	75 69	
46	A	Rutgers	41 66	68	A	Charlotte	46 52	181	H	Fla. Atlantic	85 75	
				96	A	Rice	43 81	193	A	Towson	56 59	
								230	H	Morgan St.	52 57	
								231	H	Bowling Green	69 82	
								257	A	North Texas	68 59	
								278	A	Indiana St.	72 60	
								282	H	FIU	65 68	
								325	A	Evansville	62 66	
								343	H	Coppin St.	60 47	
LAST 10 Division I												
181	H	Fla. Atlantic	85 75	109	H	UAB	61 56					
282	H	FIU	65 68	59	H	Middle Tenn.	55 75					
32	H	Western Ky.	65 74	257	A	North Texas	68 59					
29	A	Old Dominion	46 57	96	A	Rice	43 81					
68	A	Charlotte	46 52	193	A	Towson	56 59					

Non-Div I Games: Alderson Broadus 85 41 Ky. Christian 89 40

Marshall

■ Loss,
 ■ Non-Conf,
 ■ S Site,
 ■ Home
 ■ A Away
 N Neutral

Average RPI Win:	121	WON-LOST	WINNING	LAST 10	STRENGTH OF	OPP. STRENGTH	TEAM	ADJ.	CONF.	ADJ CONF.
Average RPI Loss:	11	RECORD	PCT. RANK	GAMES	SCHEDULE	OF SCHEDULE	RPI	RPI	RPI	RPI
DIV. I ONLY	18- 4	24	8-2	13	11	8	8	2	2	
DIV. I NON-CONF.	9- 2	38	0	101	63	43	43	2	2	
TOTALS	RPI 1-25	RPI 26-50	W-L RECORDS	RPI 51-100	RPI 101-150	RPI 150+				
18- 4	2- 4	5- 0	OVERALL	3- 0	1- 0	7- 0				
11- 1	2- 1	2- 0	HOME	2- 0	1- 0	4- 0				
5- 3	0- 3	3- 0	AWAY	0- 0	0- 0	2- 0				
2- 0	0- 0	0- 0	NEUTRAL	1- 0	0- 0	1- 0				
9- 2	0- 2	1- 0	NON-CONFERENCE	1- 0	1- 0	6- 0				
5- 1	0- 1	0- 0	HOME	0- 0	1- 0	4- 0				
2- 1	0- 1	1- 0	AWAY	0- 0	0- 0	1- 0				
2- 0	0- 0	0- 0	NEUTRAL	1- 0	0- 0	1- 0				
9- 2	2- 2	4- 0	CONFERENCE	2- 0	0- 0	1- 0				
6- 0	2- 0	2- 0	HOME	2- 0	0- 0	0- 0				
3- 2	0- 2	2- 0	AWAY	0- 0	0- 0	1- 0				
0- 0	0- 0	0- 0	NEUTRAL	0- 0	0- 0	0- 0				

RPI	S	Opponent	Score	RPI	S	Opponent	Score	RPI	S	Opponent	Score	RPI	S	Opponent	Score
2	H	South Carolina	54 63	27	A	Ohio St.	85 65	63	N	Belmont	90 26	144	H	George Washington	88 54
12	A	Iowa	61 66	27	H	Ohio St.	72 62	73	H	Nebraska	87 69	160	A	Illinois	79 60
13	H	Indiana	76 62	40	A	Michigan	77 49	100	H	Michigan St.	94 53	165	H	Quinnipiac	107 52
15	A	NC State	59 66	40	H	Michigan	70 55					178	N	Clemson	63 44
16	A	Northwestern	58 81	43	A	James Madison	70 68					214	H	Delaware	99 55
16	H	Northwestern	70 61									266	H	Loyola Maryland	105 45
												283	H	Wagner	119 56
												327	A	Georgia St.	114 41
LAST 10 Division I															
100	H	Michigan St.	94 53	73	H	Nebraska	87 69								
27	A	Ohio St.	85 65	40	A	Michigan	77 49								
16	H	Northwestern	70 61	12	A	Iowa	61 66								
160	A	Illinois	79 60	27	H	Ohio St.	72 62								
13	H	Indiana	76 62	16	A	Northwestern	58 81								

Non-Div I Games:

Maryland

■ Loss,
■ Non-Conf, S Site,
■ Home
■ Away
N Neutral

Average RPI Win: 212		WON-LOST	WINNING	LAST 10	STRENGTH OF	OPP. STRENGTH	TEAM	ADJ.	CONF.	ADJ CONF.
Average RPI Loss: 136		RECORD	PCT. RANK	GAMES	SCHEDULE	OF SCHEDULE	RPI	RPI	RPI	RPI
DIV. I ONLY		15- 6	53	7-3	263	150	127	127	12	12
DIV. I NON-CONF.		9- 3	63	1-0	297	251	152	152	12	12
TOTALS		RPI 1-25	RPI 26-50	W-L RECORDS	RPI 51-100	RPI 101-150	RPI 150+			
15- 6	0- 0		0- 1	OVERALL	2- 0	2- 3	11- 2			
8- 3	0- 0		0- 0	HOME	0- 0	2- 2	6- 1			
7- 3	0- 0		0- 1	AWAY	2- 0	0- 1	5- 1			
0- 0	0- 0		0- 0	NEUTRAL	0- 0	0- 0	0- 0			
9- 3	0- 0		0- 1	NON-CONFERENCE	0- 0	1- 1	8- 1			
5- 2	0- 0		0- 0	HOME	0- 0	1- 1	4- 1			
4- 1	0- 0		0- 1	AWAY	0- 0	0- 0	4- 0			
0- 0	0- 0		0- 0	NEUTRAL	0- 0	0- 0	0- 0			
6- 3	0- 0		0- 0	CONFERENCE	2- 0	1- 2	3- 1			
3- 1	0- 0		0- 0	HOME	0- 0	1- 1	2- 0			
3- 2	0- 0		0- 0	AWAY	2- 0	0- 1	1- 1			
0- 0	0- 0		0- 0	NEUTRAL	0- 0	0- 0	0- 0			

RPI 1-25				RPI 26-50				RPI 51-100				RPI 101+				Team's RPI: 127	
RPI	S	Opponent	Score	RPI	S	Opponent	Score	RPI	S	Opponent	Score	RPI	S	Opponent	Score		
				50	A	St. John's (NY)	71 82	95	A	Davidson	70 62	106	H	VCU	46 61		
								99	A	Duquesne	81 77	122	H	Holy Cross	75 72		
												131	H	Richmond	64 50		
												132	H	Providence	63 72		
												144	A	George Washington	47 50		
												162	A	Boston U.	58 45		
												179	A	Rhode Island	66 69		
												202	A	UMass Lowell	74 58		
												204	H	La Salle	76 62		
												206	H	Merrimack	64 79		
												209	H	Saint Joseph's	61 43		
												224	H	Brown	95 42		
												234	A	Iona	65 51		
												270	H	New Hampshire	67 65		
												290	A	Vermont	83 49		
												291	A	St. Bonaventure	62 52		
												307	H	Siena	61 55		
												345	H	Hartford	74 48		
EAST 10 Division I																	
				95	A	Davidson	70 62	204	H	La Salle	76 62						
				131	H	Richmond	64 50	209	H	Saint Joseph's	61 43						
				144	A	George Washington	47 50	291	A	St. Bonaventure	62 52						
				106	H	VCU	46 61	99	A	Duquesne	81 77						
				179	A	Rhode Island	66 69	234	A	Iona	65 51						

Non-Div I Games: Southern Conn. St. 86 43

Massachusetts

Loss, Non-Conf, S Site, H Home A Away N Neutral

Average RPI Win:	333	WON-LOST	WINNING	LAST 10	STRENGTH OF	OPP. STRENGTH	TEAM	ADJ.	CONF.	ADJ CONF.
Average RPI Loss:	175	RECORD	PCT. RANK	GAMES	SCHEDULE	OF SCHEDULE	RPI	RPI	RPI	RPI
DIV. I ONLY	3- 15	322	2-8	256	305	333	333	23	23	
DIV. I NON-CONF.	1- 6	318	0	124	297	307	307	21	21	
TOTALS	RPI 1-25	RPI 26-50	W-L RECORDS	RPI 51-100	RPI 101-150	RPI 150+				
3- 15	0- 0	0- 1	OVERALL	0- 1	0- 4	3- 9				
3- 5	0- 0	0- 0	HOME	0- 1	0- 1	3- 3				
0- 10	0- 0	0- 1	AWAY	0- 0	0- 3	0- 6				
0- 0	0- 0	0- 0	NEUTRAL	0- 0	0- 0	0- 0				
1- 6	0- 0	0- 1	NON-CONFERENCE	0- 1	0- 1	1- 3				
1- 1	0- 0	0- 0	HOME	0- 1	0- 0	1- 0				
0- 5	0- 0	0- 1	AWAY	0- 0	0- 1	0- 3				
0- 0	0- 0	0- 0	NEUTRAL	0- 0	0- 0	0- 0				
2- 9	0- 0	0- 0	CONFERENCE	0- 0	0- 3	2- 6				
2- 4	0- 0	0- 0	HOME	0- 0	0- 1	2- 3				
0- 5	0- 0	0- 0	AWAY	0- 0	0- 2	0- 3				
0- 0	0- 0	0- 0	NEUTRAL	0- 0	0- 0	0- 0				

RPI 1-25				RPI 26-50				RPI 51-100				RPI 101+				Team's RPI: 333	
RPI	S	Opponent	Score	RPI	S	Opponent	Score	RPI	S	Opponent	Score	RPI	S	Opponent	Score		
				41	A	Arkansas	58 101	96	H	Rice	50 81	109	A	UAB	70 97		
												114	A	SFA	51 82		
												120	H	Abilene Christian	73 90		
												142	A	Sam Houston St.	59 92		
												152	A	Louisiana	55 75		
												157	A	New Orleans	59 78		
												212	H	Lamar University	69 87		
												215	H	Central Ark.	57 70		
												220	A	SMU	60 81		
												223	H	Southeastern La.	67 74		
												236	A	Louisiana Tech	54 79		
												288	A	Nicholls St.	63 79		
												303	A	Incarinate Word	56 73		
												310	H	Houston Baptist	88 72		
												342	H	Northwestern St.	61 51		
												347	H	La.-Monroe	72 69		
LAST 10 Division I																	
				212	H	Lamar University	69 87	303	A	Incarinate Word	56 73						
				288	A	Nicholls St.	63 79	342	H	Northwestern St.	61 51						
				310	H	Houston Baptist	88 72	120	H	Abilene Christian	73 90						
				223	H	Southeastern La.	67 74	215	H	Central Ark.	57 70						
				157	A	New Orleans	59 78	142	A	Sam Houston St.	59 92						

Non-Div I Games: Centenary (LA) 116 37 LSU-Shreveport 81 77

McNeese

Loss, Non-Conf, S Site, H Home A Away N Neutral

Average RPI Win:	203	WON-LOST	WINNING	LAST 10	STRENGTH OF	OPP. STRENGTH	TEAM	ADJ.	CONF.	ADJ CONF.
Average RPI Loss:	140	RECORD	PCT. RANK	GAMES	SCHEDULE	OF SCHEDULE	RPI	RPI	RPI	RPI
DIV. I ONLY	12- 10	150	4-6	182	126	170	170	9	9	
DIV. I NON-CONF.	9- 4	84	1-0	224	262	129	129	9	9	
TOTALS	RPI 1-25	RPI 26-50	W-L RECORDS	RPI 51-100	RPI 101-150	RPI 150+				
12- 10	0- 2	0- 0	OVERALL	1- 2	3- 3	8- 3				
8- 4	0- 1	0- 0	HOME	0- 1	2- 1	6- 1				
3- 5	0- 0	0- 0	AWAY	1- 1	0- 2	2- 2				
1- 1	0- 1	0- 0	NEUTRAL	0- 0	1- 0	0- 0				
9- 4	0- 1	0- 0	NON-CONFERENCE	1- 0	2- 1	6- 2				
5- 2	0- 0	0- 0	HOME	0- 0	1- 1	4- 1				
3- 1	0- 0	0- 0	AWAY	1- 0	0- 0	2- 1				
1- 1	0- 1	0- 0	NEUTRAL	0- 0	1- 0	0- 0				
3- 6	0- 1	0- 0	CONFERENCE	0- 2	1- 2	2- 1				
3- 2	0- 1	0- 0	HOME	0- 1	1- 0	2- 0				
0- 4	0- 0	0- 0	AWAY	0- 1	0- 2	0- 1				
0- 0	0- 0	0- 0	NEUTRAL	0- 0	0- 0	0- 0				

RPI 1-25				RPI 26-50				RPI 51-100				RPI 101+ Team's RPI: 170			
RPI	S	Opponent	Score	RPI	S	Opponent	Score	RPI	S	Opponent	Score	RPI	S	Opponent	Score
10	H	UConn	56 68					62	A	UCF	66 82	109	H	UAB	77 52
21	N	LSU	58 89					79	A	Southern Ill.	70 66	140	N	Kansas St.	72 68
								89	H	Cincinnati	66 73	144	H	George Washington	63 64
												145	A	Tulane	55 59
												145	H	Tulane	64 62
												149	A	Houston	65 75
												166	A	Toledo	83 76
												177	A	Little Rock	68 50
												203	H	Arkansas St.	78 50
												220	H	SMU	57 52
												236	A	Louisiana Tech	74 83
												243	H	Tulsa	63 44
												269	A	East Carolina	65 71
												276	H	Eastern Ky.	60 63
												281	H	Alabama A&M	79 71
												318	H	Alcorn	57 51
												351	H	Mississippi Val.	91 54
LAST 10 Division I															
145	H	Tulane	64 62	10	H	UConn	56 68	145	A	Tulane	55 59				
243	H	Tulsa	63 44	89	H	Cincinnati	66 73	149	A	Houston	65 75				
269	A	East Carolina	65 71	281	H	Alabama A&M	79 71								
62	A	UCF	66 82												
220	H	SMU	57 52												

Non-Div I Games:

Memphis

■ Loss,
 ■ Non-Conf,
 ■ S Site,
 ■ H Home
 ■ A Away
 N Neutral

Average RPI Win: 289	WON-LOST	WINNING	LAST 10	STRENGTH OF	OPP. STRENGTH	TEAM	ADJ.	CONF.	ADJ CONF.
Average RPI Loss: 181	RECORD	PCT. RANK	GAMES	SCHEDULE	OF SCHEDULE	RPI	RPI	RPI	RPI
DIV. I ONLY	3- 18	330	1-9	281	182	331	331	25	25
DIV. I NON-CONF.	2- 12	318	0-3	241	191	318	318	24	24
TOTALS	RPI 1-25	RPI 26-50	W-L RECORDS	RPI 51-100	RPI 101-150	RPI 150+			
3- 18	0- 0	0- 2	OVERALL	0- 2	0- 2	3- 12			
2- 6	0- 0	0- 1	HOME	0- 0	0- 0	2- 5			
1- 12	0- 0	0- 1	AWAY	0- 2	0- 2	1- 7			
0- 0	0- 0	0- 0	NEUTRAL	0- 0	0- 0	0- 0			
2- 12	0- 0	0- 2	NON-CONFERENCE	0- 2	0- 1	2- 7			
1- 5	0- 0	0- 1	HOME	0- 0	0- 0	1- 4			
1- 7	0- 0	0- 1	AWAY	0- 2	0- 1	1- 3			
0- 0	0- 0	0- 0	NEUTRAL	0- 0	0- 0	0- 0			
1- 6	0- 0	0- 0	CONFERENCE	0- 0	0- 1	1- 5			
1- 1	0- 0	0- 0	HOME	0- 0	0- 0	1- 1			
0- 5	0- 0	0- 0	AWAY	0- 0	0- 1	0- 4			
0- 0	0- 0	0- 0	NEUTRAL	0- 0	0- 0	0- 0			

RPI S	Opponent	Score	RPI S	Opponent	Score	RPI S	Opponent	Score	RPI S	Opponent	Score	Team's RPI: 331
32	H Western Ky.	62 75	72	A Alabama	56 111	117	A Florida	50 71				
36	A Yale	60 68	75	A Georgia	60 76	146	A Samford	64 72				
						151	A UNC Greensboro	51 67				
						176	A Columbia	48 77				
						178	H Clemson	61 65				
						182	H Jacksonville	83 87				
						197	A Furman	49 62				
						221	H Chattanooga	55 48				
						226	A Kennesaw St.	64 92				
						242	H Gardner-Webb	62 65				
						260	H ETSU	66 72				
						271	A Wofford	49 77				
						276	H Eastern Ky.	60 61				
						277	A Appalachian St.	68 77				
						295	H Ga. Southern	62 52				
						338	A Western Caro.	40 51				
						350	A South Carolina St.	66 55				
LAST 10 Division I												
338	A Western Caro.	40 51	271	A Wofford	49 77							
151	A UNC Greensboro	51 67	197	A Furman	49 62							
221	H Chattanooga	55 48	176	A Columbia	48 77							
260	H ETSU	66 72	36	A Yale	60 68							
146	A Samford	64 72	182	H Jacksonville	83 87							

Non-Div I Games: LaGrange 74 47

Mercer

M
e
r
r
i
m
a
c
k

M
e
r
r
i
m
a
c
k

Merrimack

Page 164

Average RPI Win:	135	WON-LOST	WINNING	LAST 10	STRENGTH OF	OPP. STRENGTH	TEAM	ADJ.	CONF.	ADJ CONF.
Average RPI Loss:	38	RECORD	PCT. RANK	GAMES	SCHEDULE	OF SCHEDULE	RPI	RPI	RPI	RPI
DIV. I ONLY	12- 10	150	3-7	7	63	60	60	5	5	
DIV. I NON-CONF.	8- 3	68	0	6	84	28	28	3	3	
TOTALS	RPI 1-25	RPI 26-50	W-L RECORDS	RPI 51-100	RPI 101-150	RPI 150+				
12- 10	0- 6	0- 1	OVERALL	5- 2	2- 1	5- 0				
11- 4	0- 4	0- 0	HOME	5- 0	1- 0	5- 0				
0- 6	0- 2	0- 1	AWAY	0- 2	0- 1	0- 0				
1- 0	0- 0	0- 0	NEUTRAL	0- 0	1- 0	0- 0				
8- 3	0- 3	0- 0	NON-CONFERENCE	3- 0	1- 0	4- 0				
7- 2	0- 2	0- 0	HOME	3- 0	0- 0	4- 0				
0- 1	0- 1	0- 0	AWAY	0- 0	0- 0	0- 0				
1- 0	0- 0	0- 0	NEUTRAL	0- 0	1- 0	0- 0				
4- 7	0- 3	0- 1	CONFERENCE	2- 2	1- 1	1- 0				
4- 2	0- 2	0- 0	HOME	2- 0	1- 0	1- 0				
0- 5	0- 1	0- 1	AWAY	0- 2	0- 1	0- 0				
0- 0	0- 0	0- 0	NEUTRAL	0- 0	0- 0	0- 0				

RPI 1-25				RPI 26-50				RPI 51-100				RPI 101+			
RPI	S	Opponent	Score	RPI	S	Opponent	Score	RPI	S	Opponent	Score	RPI	S	Opponent	Score
3	H	Louisville	41 87	34	A	Virginia Tech	45 69	53	H	IUPUI	74 65	105	A	Notre Dame	53 76
11	H	Oregon St.	53 75					58	A	North Carolina	58 78	119	H	Syracuse	77 62
13	H	Indiana	45 58					83	H	Washington St.	74 68	134	N	N.C. A&T	68 67
20	A	DePaul	83 89					87	A	Georgia Tech	54 61	160	H	Jackson St.	83 68
23	A	Florida St.	61 79					87	H	Georgia Tech	54 49	173	H	Miami (OH)	80 62
23	H	Florida St.	62 73					92	H	Wake Forest	59 56	178	H	Clemson	68 64
								97	H	North Florida	78 55	184	H	Binghamton	79 56
												254	H	UNC Asheville	75 46
LAST 10 Division I															
				34	A	Virginia Tech	45 69	58	A	North Carolina	58 78				
				87	H	Georgia Tech	54 49	119	H	Syracuse	77 62				
				23	A	Florida St.	61 79	3	H	Louisville	41 87				
				178	H	Clemson	68 64	23	H	Florida St.	62 73				
				105	A	Notre Dame	53 76	87	A	Georgia Tech	54 61				

Non-Div I Games:

Miami (FL)

■ Loss,
 ■ Non-Conf, S Site,
 ■ Home
 ■ Away
 N Neutral

Average RPI Win:	258	WON-LOST	WINNING	LAST 10	STRENGTH OF	OPP. STRENGTH	TEAM	ADJ.	CONF.	ADJ CONF.
Average RPI Loss:	90	RECORD	PCT. RANK	GAMES	SCHEDULE	OF SCHEDULE	RPI	RPI	RPI	RPI
DIV. I ONLY	9- 11	210	4-6	203	101	173	173	10	10	
DIV. I NON-CONF.	6- 5	151	1-0	267	126	150	150	10	10	
TOTALS	RPI 1-25	RPI 26-50	W-L RECORDS	RPI 51-100	RPI 101-150	RPI 150+				
9- 11	0- 2	0- 0	OVERALL	0- 5	0- 2	9- 2				
4- 2	0- 0	0- 0	HOME	0- 1	0- 1	4- 0				
4- 8	0- 2	0- 0	AWAY	0- 4	0- 0	4- 2				
1- 1	0- 0	0- 0	NEUTRAL	0- 0	0- 1	1- 0				
6- 5	0- 1	0- 0	NON-CONFERENCE	0- 3	0- 1	6- 0				
2- 0	0- 0	0- 0	HOME	0- 0	0- 0	2- 0				
3- 4	0- 1	0- 0	AWAY	0- 3	0- 0	3- 0				
1- 1	0- 0	0- 0	NEUTRAL	0- 0	0- 1	1- 0				
3- 6	0- 1	0- 0	CONFERENCE	0- 2	0- 1	3- 2				
2- 2	0- 0	0- 0	HOME	0- 1	0- 1	2- 0				
1- 4	0- 1	0- 0	AWAY	0- 1	0- 0	1- 2				
0- 0	0- 0	0- 0	NEUTRAL	0- 0	0- 0	0- 0				

RPI 1-25				RPI 26-50				RPI 51-100				RPI 101+ Team's RPI: 173			
RPI	S	Opponent	Score	RPI	S	Opponent	Score	RPI	S	Opponent	Score	RPI	S	Opponent	Score
17	A	Central Mich.	70 76					52	A	Bradley	68 79	107	N	Liberty	53 65
20	A	DePaul	79 98					60	A	Miami (FL)	62 80	113	H	Kent St.	75 78
								77	A	Ball St.	63 80	155	H	Western Mich.	70 67
								89	A	Cincinnati	68 98	169	A	Eastern Mich.	53 80
								91	H	Buffalo	72 86	185	H	Northern Ill.	66 64
												198	A	Akron	62 70
												231	A	Bowling Green	80 59
												252	A	South Alabama	76 73
												268	A	Pittsburgh	80 71
												276	A	Eastern Ky.	75 57
												296	N	Prairie View	65 52
												325	H	Evansville	72 64
												337	H	UIC	85 35
LAST 10 Division I															
155	H	Western Mich.	70 67	169	A	Eastern Mich.	53 80								
231	A	Bowling Green	80 59	17	A	Central Mich.	70 76								
77	A	Ball St.	63 80	185	H	Northern Ill.	66 64								
198	A	Akron	62 70	91	H	Buffalo	72 86								
113	H	Kent St.	75 78	325	H	Evansville	72 64								

Non-Div I Games: Tiffin 83 51

Miami (OH)

Loss, Non-Conf, S Site, H Home A Away N Neutral

Michigan

Through Games Of Feb. 4, 2020

Average RPI Win:	147	WON-LOST	WINNING	LAST 10	STRENGTH OF	OPP. STRENGTH	TEAM	ADJ.	CONF.	ADJ CONF.
Average RPI Loss:	37	RECORD	PCT. RANK	GAMES	SCHEDULE	OF SCHEDULE	RPI	RPI	RPI	RPI
DIV. I ONLY	14- 7	76	5-5	30	45	40	40	2	2	
DIV. I NON-CONF.	9- 2	38	0	123	155	58	58	2	2	
TOTALS	RPI 1-25	RPI 26-50	W-L RECORDS	RPI 51-100	RPI 101-150	RPI 150+				
14- 7	1- 4	1- 1	OVERALL	2- 1	3- 1	7- 0				
10- 2	1- 1	1- 0	HOME	2- 0	1- 1	5- 0				
3- 4	0- 2	0- 1	AWAY	0- 1	1- 0	2- 0				
1- 1	0- 1	0- 0	NEUTRAL	0- 0	1- 0	0- 0				
9- 2	0- 1	0- 0	NON-CONFERENCE	1- 0	2- 1	6- 0				
6- 1	0- 0	0- 0	HOME	1- 0	1- 1	4- 0				
2- 0	0- 0	0- 0	AWAY	0- 0	0- 0	2- 0				
1- 1	0- 1	0- 0	NEUTRAL	0- 0	1- 0	0- 0				
5- 5	1- 3	1- 1	CONFERENCE	1- 1	1- 0	1- 0				
4- 1	1- 1	1- 0	HOME	1- 0	0- 0	1- 0				
1- 4	0- 2	0- 1	AWAY	0- 1	1- 0	0- 0				
0- 0	0- 0	0- 0	NEUTRAL	0- 0	0- 0	0- 0				

RPI 1-25				RPI 26-50				Team's RPI: 40				RPI 51-100				RPI 101+			
RPI	S	Opponent	Score	RPI	S	Opponent	Score	RPI	S	Opponent	Score	RPI	S	Opponent	Score	RPI	S	Opponent	Score
8	A	Maryland	55 70	27	A	Ohio St.	69 78	52	H	Bradley	77 57	105	H	Notre Dame	72 76				
8	H	Maryland	49 77	46	H	Rutgers	71 57	73	A	Nebraska	71 74	112	A	Wisconsin	68 56				
12	H	Iowa	78 63					100	H	Michigan St.	89 69	113	N	Kent St.	88 53				
16	A	Northwestern	73 81									119	H	Syracuse	84 76				
23	N	Florida St.	69 79									155	H	Western Mich.	76 55				
												169	A	Eastern Mich.	57 38				
												190	H	Penn St.	82 48				
												198	A	Akron	80 71				
												230	H	Morgan St.	80 48				
												277	H	Appalachian St.	62 35				
												280	H	Oakland	79 64				
LAST 10 Division I																			
12	H	Iowa	78 63	8	H	Maryland	49 77												
16	A	Northwestern	73 81	27	A	Ohio St.	69 78												
46	H	Rutgers	71 57	100	H	Michigan St.	89 69												
73	A	Nebraska	71 74	190	H	Penn St.	82 48												
112	A	Wisconsin	68 56	8	A	Maryland	55 70												

Non-Div I Games:

Michigan

■ Loss,
 ■ Non-Conf, S Site,
 ■ Home
 ■ Away
 N Neutral

Average RPI Win:	171	WON-LOST	WINNING	LAST 10	STRENGTH OF	OPP. STRENGTH	TEAM	ADJ.	CONF.	ADJ CONF.
Average RPI Loss:	47	RECORD	PCT. RANK	GAMES	SCHEDULE	OF SCHEDULE	RPI	RPI	RPI	RPI
DIV. I ONLY	11- 11	179	4-6	62	9	100	100	2	2	
DIV. I NON-CONF.	7- 4	100	0	257	45	160	160	2	2	
TOTALS	RPI 1-25	RPI 26-50	W-L RECORDS	RPI 51-100	RPI 101-150	RPI 150+				
11- 11	0- 6	2- 3	OVERALL	1- 0	3- 1	5- 1				
8- 2	0- 1	1- 1	HOME	1- 0	1- 0	5- 0				
2- 6	0- 4	1- 1	AWAY	0- 0	1- 0	0- 1				
1- 3	0- 1	0- 1	NEUTRAL	0- 0	1- 1	0- 0				
7- 4	0- 2	0- 1	NON-CONFERENCE	0- 0	2- 1	5- 0				
5- 0	0- 0	0- 0	HOME	0- 0	0- 0	5- 0				
1- 1	0- 1	0- 0	AWAY	0- 0	1- 0	0- 0				
1- 3	0- 1	0- 1	NEUTRAL	0- 0	1- 1	0- 0				
4- 7	0- 4	2- 2	CONFERENCE	1- 0	1- 0	0- 1				
3- 2	0- 1	1- 1	HOME	1- 0	1- 0	0- 0				
1- 5	0- 3	1- 1	AWAY	0- 0	0- 0	0- 1				
0- 0	0- 0	0- 0	NEUTRAL	0- 0	0- 0	0- 0				

RPI 1-25				RPI 26-50				RPI 51-100				RPI 101+			
RPI	S	Opponent	Score	RPI	S	Opponent	Score	RPI	S	Opponent	Score	RPI	S	Opponent	Score
8	A	Maryland	53 94	27	H	Ohio St.	68 65	73	H	Nebraska	78 70	105	A	Notre Dame	72 69
12	A	Iowa	57 74	33	H	Purdue	66 76					112	H	Wisconsin	69 52
13	A	Indiana	67 79	38	N	West Virginia	57 63					119	N	Syracuse	63 77
16	H	Northwestern	48 76	40	A	Michigan	69 89					140	N	Kansas St.	65 60
21	N	LSU	56 58	46	A	Rutgers	66 55					169	H	Eastern Mich.	85 50
23	A	Florida St.	68 78									190	A	Penn St.	73 86
												250	H	Morehead St.	93 48
												280	H	Oakland	76 56
												329	H	Detroit Mercy	110 52
												345	H	Hartford	79 34
LAST 10 Division I															
8	A	Maryland	53 94	27	H	Ohio St.	68 65								
33	H	Purdue	66 76	112	H	Wisconsin	69 52								
12	A	Iowa	57 74	190	A	Penn St.	73 86								
16	H	Northwestern	48 76	40	A	Michigan	69 89								
46	A	Rutgers	66 55	73	H	Nebraska	78 70								

Non-Div I Games:

Michigan St.

Average RPI Win:	187	WON-LOST	WINNING	LAST 10	STRENGTH OF	OPP. STRENGTH	TEAM	ADJ.	CONF.	ADJ CONF.
Average RPI Loss:	60	RECORD	PCT. RANK	GAMES	SCHEDULE	OF SCHEDULE	RPI	RPI	RPI	RPI
DIV. I ONLY	15- 7	72	7-3	65	95	59	59	13	13	
DIV. I NON-CONF.	8- 4	90	0	33	30	50	50	14	14	
TOTALS	RPI 1-25	RPI 26-50	W-L RECORDS	RPI 51-100	RPI 101-150	RPI 150+				
15- 7	1- 2	0- 3	OVERALL	1- 1	3- 0	10- 1				
10- 2	1- 1	0- 1	HOME	1- 0	1- 0	7- 0				
4- 3	0- 0	0- 1	AWAY	0- 1	1- 0	3- 1				
1- 2	0- 1	0- 1	NEUTRAL	0- 0	1- 0	0- 0				
8- 4	1- 2	0- 1	NON-CONFERENCE	0- 1	3- 0	4- 0				
5- 1	1- 1	0- 0	HOME	0- 0	1- 0	3- 0				
2- 1	0- 0	0- 0	AWAY	0- 1	1- 0	1- 0				
1- 2	0- 1	0- 1	NEUTRAL	0- 0	1- 0	0- 0				
7- 3	0- 0	0- 2	CONFERENCE	1- 0	0- 0	6- 1				
5- 1	0- 0	0- 1	HOME	1- 0	0- 0	4- 0				
2- 2	0- 0	0- 1	AWAY	0- 0	0- 0	2- 1				
0- 0	0- 0	0- 0	NEUTRAL	0- 0	0- 0	0- 0				

RPI 1-25				RPI 26-50				RPI 51-100				RPI 101+			
RPI	S	Opponent	Score	RPI	S	Opponent	Score	RPI	S	Opponent	Score	RPI	S	Opponent	Score
5	N	Gonzaga	50 62	29	H	Old Dominion	56 67	63	A	Belmont	57 68	106	H	VCU	86 63
22	H	TCU	82 70	31	N	Arizona St.	60 61	68	H	Charlotte	83 59	121	N	Auburn	73 50
24	H	Kentucky	52 67	32	A	Western Ky.	63 71					145	A	Tulane	64 62
												163	H	Tennessee Tech	64 58
												181	H	Fla. Atlantic	81 66
												192	A	Southern Miss.	77 69
												197	H	Furman	78 62
												233	H	UTEP	76 60
												236	A	Louisiana Tech	60 78
												258	A	Marshall	75 55
												264	H	Lipscomb	70 49
												269	A	East Carolina	68 66
												282	H	FIU	72 56
												299	H	UTSA	69 48
LAST 10 Division I															
299	H	UTSA	69 48	181	H	Fla. Atlantic	81 66								
233	H	UTEP	76 60	32	A	Western Ky.	63 71								
192	A	Southern Miss.	77 69	258	A	Marshall	75 55								
236	A	Louisiana Tech	60 78	68	H	Charlotte	83 59								
282	H	FIU	72 56	29	H	Old Dominion	56 67								

Non-Div I Games:

Middle Tenn.

Average RPI Win:	257	WON-LOST	WINNING	LAST 10	STRENGTH OF	OPP. STRENGTH	TEAM	ADJ.	CONF.	ADJ CONF.
Average RPI Loss:	139	RECORD	PCT. RANK	GAMES	SCHEDULE	OF SCHEDULE	RPI	RPI	RPI	RPI
DIV. I ONLY	7- 14	263	4-6	152	218	240	240	22	22	
DIV. I NON-CONF.	2- 8	295	0	112	80	277	277	19	19	
TOTALS	RPI 1-25	RPI 26-50	W-L RECORDS	RPI 51-100	RPI 101-150	RPI 150+				
7- 14	0- 1	0- 2	OVERALL	0- 2	0- 2	7- 7				
4- 5	0- 0	0- 1	HOME	0- 1	0- 0	4- 3				
3- 9	0- 1	0- 1	AWAY	0- 1	0- 2	3- 4				
0- 0	0- 0	0- 0	NEUTRAL	0- 0	0- 0	0- 0				
2- 8	0- 1	0- 2	NON-CONFERENCE	0- 1	0- 1	2- 3				
2- 3	0- 0	0- 1	HOME	0- 0	0- 0	2- 2				
0- 5	0- 1	0- 1	AWAY	0- 1	0- 1	0- 1				
0- 0	0- 0	0- 0	NEUTRAL	0- 0	0- 0	0- 0				
5- 6	0- 0	0- 0	CONFERENCE	0- 1	0- 1	5- 4				
2- 2	0- 0	0- 0	HOME	0- 1	0- 0	2- 1				
3- 4	0- 0	0- 0	AWAY	0- 0	0- 1	3- 3				
0- 0	0- 0	0- 0	NEUTRAL	0- 0	0- 0	0- 0				

RPI 1-25				RPI 26-50				RPI 51-100				RPI 101+ Team's RPI: 240			
RPI	S	Opponent	Score	RPI	S	Opponent	Score	RPI	S	Opponent	Score	RPI	S	Opponent	Score
20	A	DePaul	65 94	33	A	Purdue	55 68	53	H	IUPUI	52 75	112	A	Wisconsin	40 71
				35	H	Marquette	56 78	55	A	Minnesota	61 77	135	A	Green Bay	48 61
												176	A	Columbia	46 74
												185	H	Northern Ill.	78 65
												194	A	Cleveland St.	49 58
												199	A	Wright St.	77 67
												199	H	Wright St.	60 58
												201	H	North Dakota	58 66
												210	A	Northern Ky.	37 61
												210	H	Northern Ky.	49 61
												229	A	Youngstown St.	74 62
												231	H	Bowling Green	51 63
												280	A	Oakland	62 78
												319	H	Ark.-Pine Bluff	69 55
												329	A	Detroit Mercy	63 48
												337	H	UIC	71 55
LAST 10 Division I															
199	A	Wright St.	77 67	337	H	UIC	71 55								
210	A	Northern Ky.	37 61	280	A	Oakland	62 78								
229	A	Youngstown St.	74 62	329	A	Detroit Mercy	63 48								
194	A	Cleveland St.	49 58	135	A	Green Bay	48 61								
53	H	IUPUI	52 75	210	H	Northern Ky.	49 61								

Non-Div I Games: Wis.-Parkside 84 77

Milwaukee

■ Loss,
 ■ Non-Conf,
 ■ S Site,
 ■ H Home
 ■ A Away
 N Neutral

Average RPI Win:	146	WON-LOST	WINNING	LAST 10	STRENGTH OF	OPP. STRENGTH	TEAM	ADJ.	CONF.	ADJ CONF.
Average RPI Loss:	53	RECORD	PCT. RANK	GAMES	SCHEDULE	OF SCHEDULE	RPI	RPI	RPI	RPI
DIV. I ONLY	14- 8	96	3-7	39	32	55	55	2	2	
DIV. I NON-CONF.	10- 1	20	0	119	88	33	33	2	2	
TOTALS	RPI 1-25	RPI 26-50	W-L RECORDS	RPI 51-100	RPI 101-150	RPI 150+				
14- 8	0- 4	3- 1	OVERALL	2- 1	3- 1	6- 1				
9- 5	0- 3	2- 1	HOME	2- 0	1- 1	4- 0				
5- 3	0- 1	1- 0	AWAY	0- 1	2- 0	2- 1				
0- 0	0- 0	0- 0	NEUTRAL	0- 0	0- 0	0- 0				
10- 1	0- 1	1- 0	NON-CONFERENCE	1- 0	3- 0	5- 0				
7- 1	0- 1	1- 0	HOME	1- 0	1- 0	4- 0				
3- 0	0- 0	0- 0	AWAY	0- 0	2- 0	1- 0				
0- 0	0- 0	0- 0	NEUTRAL	0- 0	0- 0	0- 0				
4- 7	0- 3	2- 1	CONFERENCE	1- 1	0- 1	1- 1				
2- 4	0- 2	1- 1	HOME	1- 0	0- 1	0- 0				
2- 3	0- 1	1- 0	AWAY	0- 1	0- 0	1- 1				
0- 0	0- 0	0- 0	NEUTRAL	0- 0	0- 0	0- 0				

RPI 1-25				RPI 26-50				RPI 51-100				Team's RPI: 55				RPI 101+			
RPI	S	Opponent	Score	RPI	S	Opponent	Score	RPI	S	Opponent	Score	RPI	S	Opponent	Score	RPI	S	Opponent	Score
9	H	Missouri St.	69 77	27	H	Ohio St.	63 66	73	A	Nebraska	58 72	105	A	Notre Dame	75 67				
12	H	Iowa	75 76	31	H	Arizona St.	80 66	73	H	Nebraska	67 61	112	H	Wisconsin	62 72				
13	A	Indiana	52 65	33	A	Purdue	72 59	93	H	Montana St.	71 60	136	H	Lehigh	77 49				
16	H	Northwestern	54 56	46	H	Rutgers	73 71					144	A	George Washington	83 50				
												160	A	Illinois	71 74				
												168	H	UC Davis	76 67				
												183	A	American	70 53				
												190	A	Penn St.	81 74				
												240	H	Milwaukee	77 61				
												290	H	Vermont	90 58				
												314	H	Bryant	101 56				
EAST 10 Division I																			
				46	H	Rutgers	73 71	12	H	Iowa	75 76								
				73	H	Nebraska	67 61	160	A	Illinois	71 74								
				13	A	Indiana	52 65	16	H	Northwestern	54 56								
				112	H	Wisconsin	62 72	73	A	Nebraska	58 72								
				33	A	Purdue	72 59	27	H	Ohio St.	63 66								

Non-Div I Games:

Minnesota

Loss, Non-Conf, S Site, H Home A Away N Neutral

Mississippi St.

Through Games Of Feb. 4, 2020

Average RPI Win:	123	WON-LOST	WINNING	LAST 10	STRENGTH OF	OPP. STRENGTH	TEAM	ADJ.	CONF.	ADJ CONF.
Average RPI Loss:	15	RECORD	PCT. RANK	GAMES	SCHEDULE	OF SCHEDULE	RPI	RPI	RPI	RPI
DIV. I ONLY	20- 3	15	9-1	27	13	14	14	4	4	
DIV. I NON-CONF.	12- 2	28	1-0	23	43	12	12	5	5	
TOTALS	RPI 1-25	RPI 26-50	W-L RECORDS	RPI 51-100	RPI 101-150	RPI 150+				
20- 3	1- 2	2- 1	OVERALL	6- 0	4- 0	7- 0				
10- 1	1- 0	0- 1	HOME	3- 0	2- 0	4- 0				
6- 1	0- 1	1- 0	AWAY	2- 0	1- 0	2- 0				
4- 1	0- 1	1- 0	NEUTRAL	1- 0	1- 0	1- 0				
12- 2	0- 1	2- 1	NON-CONFERENCE	3- 0	1- 0	6- 0				
5- 1	0- 0	0- 1	HOME	2- 0	0- 0	3- 0				
3- 0	0- 0	1- 0	AWAY	0- 0	0- 0	2- 0				
4- 1	0- 1	1- 0	NEUTRAL	1- 0	1- 0	1- 0				
8- 1	1- 1	0- 0	CONFERENCE	3- 0	3- 0	1- 0				
5- 0	1- 0	0- 0	HOME	1- 0	2- 0	1- 0				
3- 1	0- 1	0- 0	AWAY	2- 0	1- 0	0- 0				
0- 0	0- 0	0- 0	NEUTRAL	0- 0	0- 0	0- 0				

RPI 1-25				RPI 26-50				RPI 51-100				RPI 101+			
RPI	S	Opponent	Score	RPI	S	Opponent	Score	RPI	S	Opponent	Score	RPI	S	Opponent	Score
2	A	South Carolina	79 81	35	A	Marquette	74 68	64	H	Troy	122 82	117	H	Florida	93 47
4	N	Stanford	62 67	38	H	West Virginia	65 71	69	H	UT Martin	82 46	121	H	Auburn	78 73
21	H	LSU	64 60	45	N	Virginia	72 59	75	A	Georgia	73 66	135	N	Green Bay	83 58
								75	H	Georgia	67 53	148	A	Missouri	79 64
								80	N	South Fla.	86 61	152	A	Louisiana	64 48
								98	A	Vanderbilt	68 52	160	A	Jackson St.	92 53
												177	H	Little Rock	89 50
												192	H	Southern Miss.	91 58
												207	H	Murray St.	124 43
												225	N	San Francisco	73 38
												273	H	Ole Miss	80 39
LAST 10 Division I															
				75	H	Georgia	67 53	21	H	LSU	64 60				
				121	H	Auburn	78 73	148	A	Missouri	79 64				
				273	H	Ole Miss	80 39	75	A	Georgia	73 66				
				98	A	Vanderbilt	68 52	117	H	Florida	93 47				
				2	A	South Carolina	79 81	177	H	Little Rock	89 50				

Non-Div I Games:

Mississippi St.

■ Loss,
 ■ Non-Conf, S Site,
 ■ Home
 ■ Away
 N Neutral

MISSISSIPPI VAL.				THROUGH GAMES OF FEB. 17, 1918						
Average RPI Win:	347	WON-LOST	WINNING	LAST 10	STRENGTH OF	OPP. STRENGTH	TEAM	ADJ.	CONF.	ADJ CONF.
Average RPI Loss:	242	RECORD	PCT. RANK	GAMES	SCHEDULE	OF SCHEDULE	RPI	RPI	RPI	RPI
DIV. I ONLY	2- 18	340	1-9	350	338	351	351	31	31	
DIV. I NON-CONF.	1- 10	329	0-1	335	326	350	350	31	31	
TOTALS	RPI 1-25	RPI 26-50	W-L RECORDS	RPI 51-100	RPI 101-150	RPI 150+				
2- 18	0- 0	0- 0	OVERALL	0- 0	0- 1	2- 17				
2- 6	0- 0	0- 0	HOME	0- 0	0- 0	2- 6				
0- 11	0- 0	0- 0	AWAY	0- 0	0- 1	0- 10				
0- 1	0- 0	0- 0	NEUTRAL	0- 0	0- 0	0- 1				
1- 10	0- 0	0- 0	NON-CONFERENCE	0- 0	0- 0	1- 10				
1- 2	0- 0	0- 0	HOME	0- 0	0- 0	1- 2				
0- 7	0- 0	0- 0	AWAY	0- 0	0- 0	0- 7				
0- 1	0- 0	0- 0	NEUTRAL	0- 0	0- 0	0- 1				
1- 8	0- 0	0- 0	CONFERENCE	0- 0	0- 1	1- 7				
1- 4	0- 0	0- 0	HOME	0- 0	0- 0	1- 4				
0- 4	0- 0	0- 0	AWAY	0- 0	0- 1	0- 3				
0- 0	0- 0	0- 0	NEUTRAL	0- 0	0- 0	0- 0				

RPI 1-25				RPI 26-50				RPI 51-100				RPI 101+				Team's RPI: 351	
RPI	S	Opponent	Score	RPI	S	Opponent	Score	RPI	S	Opponent	Score	RPI	S	Opponent	Score		
												103	A	Texas Southern	58	88	
												160	H	Jackson St.	61	90	
												170	A	Memphis	54	91	
												175	A	North Ala.	60	86	
												189	A	Wyoming	22	95	
												192	A	Southern Miss.	80	84	
												195	H	Austin Peay	82	100	
												207	H	Murray St.	66	72	
												246	H	Southern U.	54	84	
												267	A	Colorado St.	46	65	
												273	A	Ole Miss	53	72	
												281	A	Alabama A&M	48	68	
												293	N	Omaha	70	78	
												296	A	Prairie View	47	81	
												318	H	Alcorn	67	81	
												319	H	Ark.-Pine Bluff	77	80	
												332	A	Alabama St.	64	77	
												346	H	Florida A&M	71	70	
												347	A	La.-Monroe	66	74	
												348	H	Grambling	68	57	
LAST 10 Division I																	
				348	H	Grambling	68	57	318	H	Alcorn	67	81				
				160	H	Jackson St.	61	90	281	A	Alabama A&M	48	68				
				296	A	Prairie View	47	81	332	A	Alabama St.	64	77				
				103	A	Texas Southern	58	88	319	H	Ark.-Pine Bluff	77	80				
				246	H	Southern U.	54	84	347	A	La.-Monroe	66	74				

Non-Div I Games:

Mississippi Val.

■ Loss, ■ Non-Conf, S Site, H Home A Away N Neutral

Average RPI Win:	185	WON-LOST	WINNING	LAST 10	STRENGTH OF	OPP. STRENGTH	TEAM	ADJ.	CONF.	ADJ CONF.
Average RPI Loss:	70	RECORD	PCT. RANK	GAMES	SCHEDULE	OF SCHEDULE	RPI	RPI	RPI	RPI
DIV. I ONLY	5- 17	306	2-8	3	79	148	148	4	4	
DIV. I NON-CONF.	3- 10	282	0-1	35	133	222	222	5	5	
TOTALS	RPI 1-25	RPI 26-50	W-L RECORDS	RPI 51-100	RPI 101-150	RPI 150+				
5- 17	1- 6	0- 4	OVERALL	1- 3	0- 1	3- 3				
4- 8	1- 4	0- 1	HOME	1- 2	0- 0	2- 1				
1- 7	0- 2	0- 3	AWAY	0- 0	0- 1	1- 1				
0- 2	0- 0	0- 0	NEUTRAL	0- 1	0- 0	0- 1				
3- 10	0- 2	0- 1	NON-CONFERENCE	1- 3	0- 1	2- 3				
3- 4	0- 1	0- 0	HOME	1- 2	0- 0	2- 1				
0- 4	0- 1	0- 1	AWAY	0- 0	0- 1	0- 1				
0- 2	0- 0	0- 0	NEUTRAL	0- 1	0- 0	0- 1				
2- 7	1- 4	0- 3	CONFERENCE	0- 0	0- 0	1- 0				
1- 4	1- 3	0- 1	HOME	0- 0	0- 0	0- 0				
1- 3	0- 1	0- 2	AWAY	0- 0	0- 0	1- 0				
0- 0	0- 0	0- 0	NEUTRAL	0- 0	0- 0	0- 0				

RPI	S	Opponent	Score	RPI	S	Opponent	Score	RPI	S	Opponent	Score	RPI	S	Opponent	Score	Team's RPI: 148
2	H	South Carolina	45 78	41	A	Arkansas	73 90	51	H	UNI	73 78	135	A	Green Bay	64 72	
9	A	Missouri St.	72 79	41	H	Arkansas	81 85	58	N	North Carolina	69 82	160	H	Illinois	51 58	
14	H	Mississippi St.	64 79	44	A	Tennessee	66 77	73	H	Nebraska	85 90	205	N	New Mexico	68 71	
18	A	Texas A&M	53 72	47	A	South Dakota	56 72	90	H	Saint Louis	83 58	211	H	Western Ill.	97 89	
19	H	Princeton	33 68									249	A	UMKC	56 59	
21	H	LSU	69 65									273	A	Ole Miss	71 57	
24	H	Kentucky	47 62									328	H	SIUE	68 51	
LAST 10 Division I																
41	H	Arkansas	81 85	41	A	Arkansas	73 90									
24	H	Kentucky	47 62	14	H	Mississippi St.	64 79									
18	A	Texas A&M	53 72	21	H	LSU	69 65									
273	A	Ole Miss	71 57	44	A	Tennessee	66 77									
2	H	South Carolina	45 78	160	H	Illinois	51 58									

Non-Div I Games:

Missouri

■ Loss,
 ■ Non-Conf,
 ■ S Site,
 ■ Home
 ■ Away
 N Neutral

Average RPI Win:	129	WON-LOST	WINNING	LAST 10	STRENGTH OF	OPP. STRENGTH	TEAM	ADJ.	CONF.	ADJ CONF.
Average RPI Loss:	32	RECORD	PCT. RANK	GAMES	SCHEDULE	OF SCHEDULE	RPI	RPI	RPI	RPI
DIV. I ONLY	17- 3	20	8-2	24	68	9	9	7	7	
DIV. I NON-CONF.	9- 2	38	0-1	13	17	4	4	7	7	
TOTALS	RPI 1-25	RPI 26-50	W-L RECORDS	RPI 51-100	RPI 101-150	RPI 150+				
17- 3	0- 2	3- 0	OVERALL	4- 1	4- 0	6- 0				
9- 0	0- 0	1- 0	HOME	3- 0	2- 0	3- 0				
8- 3	0- 2	2- 0	AWAY	1- 1	2- 0	3- 0				
0- 0	0- 0	0- 0	NEUTRAL	0- 0	0- 0	0- 0				
9- 2	0- 2	2- 0	NON-CONFERENCE	1- 0	3- 0	3- 0				
5- 0	0- 0	0- 0	HOME	0- 0	2- 0	3- 0				
4- 2	0- 2	2- 0	AWAY	1- 0	1- 0	0- 0				
0- 0	0- 0	0- 0	NEUTRAL	0- 0	0- 0	0- 0				
8- 1	0- 0	1- 0	CONFERENCE	3- 1	1- 0	3- 0				
4- 0	0- 0	1- 0	HOME	3- 0	0- 0	0- 0				
4- 1	0- 0	0- 0	AWAY	0- 1	1- 0	3- 0				
0- 0	0- 0	0- 0	NEUTRAL	0- 0	0- 0	0- 0				

RPI 1-25				Team's RPI: 9				RPI 26-50				RPI 51-100				RPI 101+			
RPI	S	Opponent	Score		RPI	S	Opponent	Score		RPI	S	Opponent	Score		RPI	S	Opponent	Score	
5	A	Gonzaga	52	64	28	H	Drake	69	67	51	H	UNI	80	66	101	A	Boise St.	72	69
11	A	Oregon St.	69	80	39	A	Oklahoma	96	90	52	H	Bradley	90	56	118	A	Loyola Chicago	74	72
					47	A	South Dakota	74	66	55	A	Minnesota	77	69	123	H	A&M-Corpus Christi	79	51
										70	H	Illinois St.	87	74	148	H	Missouri	79	72
										79	A	Southern Ill.	68	70	158	A	Valparaiso	81	68
															172	H	Wichita St.	68	55
															180	H	Santa Clara	71	64
															249	H	UMKC	83	58
															278	A	Indiana St.	76	55
															325	A	Evansville	81	55
LAST 10 Division I																			
					70	H	Illinois St.	87	74	51	H	UNI	80	66					
					52	H	Bradley	90	56	28	H	Drake	69	67					
					325	A	Evansville	81	55	158	A	Valparaiso	81	68					
					278	A	Indiana St.	76	55	118	A	Loyola Chicago	74	72					
					79	A	Southern Ill.	68	70	5	A	Gonzaga	52	64					

Non-Div I Games: William Jewell 111 39

Missouri St.

Average RPI Win: 269	WON-LOST	WINNING	LAST 10	STRENGTH OF	OPP. STRENGTH	TEAM	ADJ.	CONF.	ADJ CONF.
Average RPI Loss: 160	RECORD	PCT. RANK	GAMES	SCHEDULE	OF SCHEDULE	RPI	RPI	RPI	RPI
DIV. I ONLY	5- 15	296	1-9	177	244	279	279	24	24
DIV. I NON-CONF.	3- 6	235	0	121	185	181	181	25	25
TOTALS	RPI 1-25	RPI 26-50	W-L RECORDS	RPI 51-100	RPI 101-150	RPI 150+			
5- 15	0- 1	0- 1	OVERALL	0- 4	0- 2	5- 7			
2- 5	0- 0	0- 0	HOME	0- 1	0- 1	2- 3			
2- 10	0- 1	0- 1	AWAY	0- 3	0- 1	2- 4			
1- 0	0- 0	0- 0	NEUTRAL	0- 0	0- 0	1- 0			
3- 6	0- 1	0- 1	NON-CONFERENCE	0- 1	0- 2	3- 1			
1- 1	0- 0	0- 0	HOME	0- 0	0- 1	1- 0			
1- 5	0- 1	0- 1	AWAY	0- 1	0- 1	1- 1			
1- 0	0- 0	0- 0	NEUTRAL	0- 0	0- 0	1- 0			
2- 9	0- 0	0- 0	CONFERENCE	0- 3	0- 0	2- 6			
1- 4	0- 0	0- 0	HOME	0- 1	0- 0	1- 3			
1- 5	0- 0	0- 0	AWAY	0- 2	0- 0	1- 3			
0- 0	0- 0	0- 0	NEUTRAL	0- 0	0- 0	0- 0			

RPI 1-25				RPI 26-50				RPI 51-100				RPI 101+ Team's RPI: 279			
RPI	S	Opponent	Score	RPI	S	Opponent	Score	RPI	S	Opponent	Score	RPI	S	Opponent	Score
19	A	Princeton	40 52	26	A	Arizona	34 86	74	A	Bucknell	37 71	124	A	San Diego	49 57
								82	A	Marist	66 76	132	H	Providence	52 68
								82	H	Marist	53 74	156	H	Lafayette	52 44
								85	A	Rider	25 48	165	A	Quinnipiac	53 60
												208	A	Fairfield	38 49
												217	H	Manhattan	62 60
												234	H	Iona	33 36
												248	H	Niagara	70 73
												266	A	Loyola Maryland	48 64
												307	A	Siena	39 51
												311	A	Albany (NY)	53 41
												323	N	Purdue Fort Wayne	60 46
												336	A	Saint Peter's	81 67
												341	H	Canisius	62 71
LAST 10 Division I															
				85	A	Rider	25 48	336	A	Saint Peter's	81 67				
				82	H	Marist	53 74	234	H	Iona	33 36				
				307	A	Siena	39 51	208	A	Fairfield	38 49				
				248	H	Niagara	70 73	341	H	Canisius	62 71				
				165	A	Quinnipiac	53 60	82	A	Marist	66 76				

Non-Div I Games:

Monmouth

■ Loss,
 ■ Non-Conf,
 ■ S Site,
 ■ H Home
 ■ A Away
 N Neutral

Average RPI Win:	256	WON-LOST	WINNING	LAST 10	STRENGTH OF	OPP. STRENGTH	TEAM	ADJ.	CONF.	ADJ CONF.
Average RPI Loss:	130	RECORD	PCT. RANK	GAMES	SCHEDULE	OF SCHEDULE	RPI	RPI	RPI	RPI
DIV. I ONLY	9- 9	179	5-5	137	297	186	186	18	18	
DIV. I NON-CONF.	3- 4	201	0	18	327	109	109	17	17	
TOTALS	RPI 1-25	RPI 26-50	W-L RECORDS	RPI 51-100	RPI 101-150	RPI 150+				
9- 9	0- 0	0- 2	OVERALL	0- 2	0- 1	9- 4				
5- 5	0- 0	0- 1	HOME	0- 2	0- 0	5- 2				
4- 3	0- 0	0- 1	AWAY	0- 0	0- 1	4- 1				
0- 1	0- 0	0- 0	NEUTRAL	0- 0	0- 0	0- 1				
3- 4	0- 0	0- 2	NON-CONFERENCE	0- 1	0- 0	3- 1				
1- 2	0- 0	0- 1	HOME	0- 1	0- 0	1- 0				
2- 1	0- 0	0- 1	AWAY	0- 0	0- 0	2- 0				
0- 1	0- 0	0- 0	NEUTRAL	0- 0	0- 0	0- 1				
6- 5	0- 0	0- 0	CONFERENCE	0- 1	0- 1	6- 3				
4- 3	0- 0	0- 0	HOME	0- 1	0- 0	4- 2				
2- 2	0- 0	0- 0	AWAY	0- 0	0- 1	2- 1				
0- 0	0- 0	0- 0	NEUTRAL	0- 0	0- 0	0- 0				

RPI S	Opponent	Score	RPI S	Opponent	Score	RPI S	Opponent	Score	RPI S	Opponent	Score
26	H Arizona	42 77	47	A South Dakota	64 96	71	H Fresno St.	63 76	111	A Idaho	51 52
						93	H Montana St.	61 66	159	A Northern Ariz.	79 71
									180	N Santa Clara	58 68
									187	A Portland St.	65 78
									187	H Portland St.	62 55
									216	H Southern Utah	81 74
									222	H Northern Colo.	58 67
									232	H Idaho St.	53 67
									235	A Cal St. Fullerton	71 69
									251	H Grand Canyon	72 67
									305	A Sacramento St.	64 60
									308	H Eastern Wash.	92 54
									316	H Weber St.	85 57
									326	A Utah Valley	63 52
LAST 10 Division I											
93	H Montana St.	61 66	187	A Portland St.	65 78						
187	H Portland St.	62 55	308	H Eastern Wash.	92 54						
316	H Weber St.	85 57	222	H Northern Colo.	58 67						
232	H Idaho St.	53 67	216	H Southern Utah	81 74						
111	A Idaho	51 52	305	A Sacramento St.	64 60						

Non-Div I Games: Mont. St.-Northern 98 45 Mont. St. Billings 70 53

Montana

Loss, Non-Conf, S Site, H Home A Away N Neutral

Average RPI Win:	237	WON-LOST	WINNING	LAST 10	STRENGTH OF	OPP. STRENGTH	TEAM	ADJ.	CONF.	ADJ CONF.
Average RPI Loss:	71	RECORD	PCT. RANK	GAMES	SCHEDULE	OF SCHEDULE	RPI	RPI	RPI	RPI
DIV. I ONLY	11- 6	92	9-1	128	193	93	93	18	18	
DIV. I NON-CONF.	2- 5	259	0	11	72	121	121	17	17	
TOTALS	RPI 1-25	RPI 26-50	W-L RECORDS	RPI 51-100	RPI 101-150	RPI 150+				
11- 6	0- 2	0- 0	OVERALL	0- 2	0- 1	11- 1				
5- 2	0- 1	0- 0	HOME	0- 0	0- 1	5- 0				
6- 2	0- 0	0- 0	AWAY	0- 2	0- 0	6- 0				
0- 2	0- 1	0- 0	NEUTRAL	0- 0	0- 0	0- 1				
2- 5	0- 2	0- 0	NON-CONFERENCE	0- 2	0- 0	2- 1				
1- 1	0- 1	0- 0	HOME	0- 0	0- 0	1- 0				
1- 2	0- 0	0- 0	AWAY	0- 2	0- 0	1- 0				
0- 2	0- 1	0- 0	NEUTRAL	0- 0	0- 0	0- 1				
9- 1	0- 0	0- 0	CONFERENCE	0- 0	0- 1	9- 0				
4- 1	0- 0	0- 0	HOME	0- 0	0- 1	4- 0				
5- 0	0- 0	0- 0	AWAY	0- 0	0- 0	5- 0				
0- 0	0- 0	0- 0	NEUTRAL	0- 0	0- 0	0- 0				

RPI 1-25				RPI 26-50				RPI 51-100 Team's RPI: 93				RPI 101+			
RPI	S	Opponent	Score	RPI	S	Opponent	Score	RPI	S	Opponent	Score	RPI	S	Opponent	Score
5	H	Gonzaga	55 70					55	A	Minnesota	60 71	111	H	Idaho	68 69
18	N	Texas A&M	67 78					66	A	South Dakota St.	50 60	159	A	Northern Ariz.	72 64
												168	H	UC Davis	77 65
												172	N	Wichita St.	64 66
												186	A	Montana	66 61
												187	A	Portland St.	73 62
												216	H	Southern Utah	91 65
												222	H	Northern Colo.	91 58
												232	H	Idaho St.	67 59
												305	A	Sacramento St.	85 48
												308	A	Eastern Wash.	89 85
												313	A	Seattle U	73 65
												316	H	Weber St.	81 52
LAST 10 Division I															
186	A	Montana	66 61	111	H	Idaho	68 69								
232	H	Idaho St.	67 59	216	H	Southern Utah	91 65								
316	H	Weber St.	81 52	222	H	Northern Colo.	91 58								
308	A	Eastern Wash.	89 85	159	A	Northern Ariz.	72 64								
187	A	Portland St.	73 62	305	A	Sacramento St.	85 48								

Non-Div I Games: Carroll (MT) 67 33 Mont. St.-Northern 93 34

Montana St.

Loss, Non-Conf, S Site, H Home A Away N Neutral

Average RPI Win: 292	WON-LOST	WINNING	LAST 10	STRENGTH OF	OPP. STRENGTH	TEAM	ADJ.	CONF.	ADJ CONF.
Average RPI Loss: 127	RECORD	PCT. RANK	GAMES	SCHEDULE	OF SCHEDULE	RPI	RPI	RPI	RPI
DIV. I ONLY	6- 14	278	4-6	104	290	250	250	19	19
DIV. I NON-CONF.	2- 8	295	0	70	187	253	253	22	22
TOTALS	RPI 1-25	RPI 26-50	W-L RECORDS	RPI 51-100	RPI 101-150	RPI 150+			
6- 14	0- 2	0- 0	OVERALL	0- 4	0- 2	6- 6			
4- 6	0- 0	0- 0	HOME	0- 1	0- 2	4- 3			
2- 8	0- 2	0- 0	AWAY	0- 3	0- 0	2- 3			
0- 0	0- 0	0- 0	NEUTRAL	0- 0	0- 0	0- 0			
2- 8	0- 2	0- 0	NON-CONFERENCE	0- 2	0- 1	2- 3			
2- 2	0- 0	0- 0	HOME	0- 0	0- 1	2- 1			
0- 6	0- 2	0- 0	AWAY	0- 2	0- 0	0- 2			
0- 0	0- 0	0- 0	NEUTRAL	0- 0	0- 0	0- 0			
4- 6	0- 0	0- 0	CONFERENCE	0- 2	0- 1	4- 3			
2- 4	0- 0	0- 0	HOME	0- 1	0- 1	2- 2			
2- 2	0- 0	0- 0	AWAY	0- 1	0- 0	2- 1			
0- 0	0- 0	0- 0	NEUTRAL	0- 0	0- 0	0- 0			

RPI 1-25				RPI 26-50				RPI 51-100				RPI 101+ Team's RPI: 250			
RPI	S	Opponent	Score	RPI	S	Opponent	Score	RPI	S	Opponent	Score	RPI	S	Opponent	Score
7	A	Baylor	47 94					63	A	Belmont	62 71	134	H	N.C. A&T	56 74
24	A	Kentucky	54 79					69	H	UT Martin	64 82	137	H	Southeast Mo. St.	61 67
								78	A	Dayton	41 58	158	A	Valparaiso	53 55
								100	A	Michigan St.	48 93	163	A	Tennessee Tech	75 82
												163	H	Tennessee Tech	55 75
												219	H	Radford	73 62
												227	H	Stetson	55 58
												228	H	Eastern Ill.	51 57
												231	A	Bowling Green	65 79
												255	H	Saint Francis (PA)	65 54
												306	A	Jacksonville St.	69 55
												306	H	Jacksonville St.	67 48
												328	H	SIUE	75 69
												339	A	Tennessee St.	84 47
LAST 10 Division I															
69	H	UT Martin	64 82	339	A	Tennessee St.	84 47								
137	H	Southeast Mo. St.	61 67	228	H	Eastern Ill.	51 57								
306	A	Jacksonville St.	69 55	328	H	SIUE	75 69								
163	A	Tennessee Tech	75 82	163	H	Tennessee Tech	55 75								
63	A	Belmont	62 71	306	H	Jacksonville St.	67 48								

Non-Div I Games: Asbury 107 55 Midway 107 55

Morehead St.

[illegible]

Notre Dame (MD)	113	34
-----------------	-----	----

Non-Div I Games:

Washington Adventis84 52

Notre Dame (MD)

113 34

Loss, Non-Conf, S Site, H Home A Away N Neutral

Mt. St. Mary's

Through Games Of Feb. 4, 2020

Average RPI Win:	282	WON-LOST	WINNING	LAST 10	STRENGTH OF	OPP. STRENGTH	TEAM	ADJ.	CONF.	ADJ CONF.
Average RPI Loss:	156	RECORD	PCT. RANK	GAMES	SCHEDULE	OF SCHEDULE	RPI	RPI	RPI	RPI
DIV. I ONLY	11- 9	139	7-3	311	246	213	213	30	30	
DIV. I NON-CONF.	4- 7	225	0-1	148	121	191	191	29	29	
TOTALS	RPI 1-25	RPI 26-50	W-L RECORDS	RPI 51-100	RPI 101-150	RPI 150+				
11- 9	0- 2	0- 1	OVERALL	0- 0	1- 1	10- 5				
6- 2	0- 0	0- 0	HOME	0- 0	0- 1	6- 1				
4- 6	0- 2	0- 1	AWAY	0- 0	0- 0	4- 3				
1- 1	0- 0	0- 0	NEUTRAL	0- 0	1- 0	0- 1				
4- 7	0- 2	0- 1	NON-CONFERENCE	0- 0	1- 1	3- 3				
2- 1	0- 0	0- 0	HOME	0- 0	0- 1	2- 0				
1- 5	0- 2	0- 1	AWAY	0- 0	0- 0	1- 2				
1- 1	0- 0	0- 0	NEUTRAL	0- 0	1- 0	0- 1				
7- 2	0- 0	0- 0	CONFERENCE	0- 0	0- 0	7- 2				
4- 1	0- 0	0- 0	HOME	0- 0	0- 0	4- 1				
3- 1	0- 0	0- 0	AWAY	0- 0	0- 0	3- 1				
0- 0	0- 0	0- 0	NEUTRAL	0- 0	0- 0	0- 0				

RPI 1-25				RPI 26-50				RPI 51-100				RPI 101+ Team's RPI: 213			
RPI	S	Opponent	Score	RPI	S	Opponent	Score	RPI	S	Opponent	Score	RPI	S	Opponent	Score
13	A	Indiana	52 75	29	A	Old Dominion	34 85					131	N	Richmond	75 67
24	A	Kentucky	44 67									136	H	Lehigh	65 66
												164	N	Hampton	60 68
												193	A	Towson	57 73
												206	A	Merrimack	55 76
												219	A	Radford	75 58
												266	H	Loyola Maryland	81 75
												283	H	Wagner	78 63
												284	A	Sacred Heart	67 58
												302	H	UMBC	71 61
												304	H	St. Francis Brooklyn	69 60
												314	A	Bryant	76 70
												314	H	Bryant	67 72
												322	A	Fairleigh Dickinson	69 61
												324	A	UMES	76 78
												334	H	LIU Brooklyn	75 57
												344	H	Central Conn. St.	72 64
LAST 10 Division I															
284	A	Sacred Heart	67 58	206	A	Merrimack	55 76								
322	A	Fairleigh Dickinson	69 61	314	A	Bryant	76 70								
314	H	Bryant	67 72	334	H	LIU Brooklyn	75 57								
304	H	St. Francis Brooklyn	69 60	283	H	Wagner	78 63								
344	H	Central Conn. St.	72 64	29	A	Old Dominion	34 85								

Non-Div I Games: Frostburg St. 94 40

Mt. St. Mary's

■ Loss,
 ■ Non-Conf,
 ■ S Site,
 ■ H Home
 ■ A Away
 N Neutral

Average RPI Win:	273	WON-LOST	WINNING	LAST 10	STRENGTH OF	OPP. STRENGTH	TEAM	ADJ.	CONF.	ADJ CONF.
Average RPI Loss:	105	RECORD	PCT. RANK	GAMES	SCHEDULE	OF SCHEDULE	RPI	RPI	RPI	RPI
DIV. I ONLY	9- 10	199	4-6	213	232	207	207	19	19	
DIV. I NON-CONF.	5- 4	140	0	281	113	165	165	22	22	
TOTALS	RPI 1-25	RPI 26-50	W-L RECORDS	RPI 51-100	RPI 101-150	RPI 150+				
9- 10	0- 2	0- 0	OVERALL	0- 4	1- 2	8- 2				
6- 3	0- 0	0- 0	HOME	0- 2	1- 1	5- 0				
3- 7	0- 2	0- 0	AWAY	0- 2	0- 1	3- 2				
0- 0	0- 0	0- 0	NEUTRAL	0- 0	0- 0	0- 0				
5- 4	0- 2	0- 0	NON-CONFERENCE	0- 1	0- 1	5- 0				
2- 1	0- 0	0- 0	HOME	0- 0	0- 1	2- 0				
3- 3	0- 2	0- 0	AWAY	0- 1	0- 0	3- 0				
0- 0	0- 0	0- 0	NEUTRAL	0- 0	0- 0	0- 0				
4- 6	0- 0	0- 0	CONFERENCE	0- 3	1- 1	3- 2				
4- 2	0- 0	0- 0	HOME	0- 2	1- 0	3- 0				
0- 4	0- 0	0- 0	AWAY	0- 1	0- 1	0- 2				
0- 0	0- 0	0- 0	NEUTRAL	0- 0	0- 0	0- 0				

RPI 1-25				RPI 26-50				RPI 51-100				RPI 101+ Team's RPI: 207			
RPI	S	Opponent	Score	RPI	S	Opponent	Score	RPI	S	Opponent	Score	RPI	S	Opponent	Score
3	A	Louisville	40 76					63	H	Belmont	56 86	137	A	Southeast Mo. St.	73 88
14	A	Mississippi St.	43 124					69	A	UT Martin	56 98	137	H	Southeast Mo. St.	70 62
								69	H	UT Martin	64 89	146	H	Samford	56 84
								79	A	Southern Ill.	66 76	163	A	Tennessee Tech	72 77
												203	H	Arkansas St.	77 62
												228	H	Eastern Ill.	92 87
												264	A	Lipscomb	67 57
												278	H	Indiana St.	70 62
												306	A	Jacksonville St.	51 68
												325	A	Evansville	61 59
												328	H	SIUE	74 60
												339	H	Tennessee St.	100 62
												351	A	Mississippi Val.	72 66
LAST 10 Division I															
328	H	SIUE	74 60	69	A	UT Martin	56 98								
228	H	Eastern Ill.	92 87	163	A	Tennessee Tech	72 77								
339	H	Tennessee St.	100 62	306	A	Jacksonville St.	51 68								
63	H	Belmont	56 86	137	H	Southeast Mo. St.	70 62								
137	A	Southeast Mo. St.	73 88	69	H	UT Martin	64 89								

Non-Div I Games: Cumberland (TN) 93 60 Christian Bros. 95 59

Murray St.

Loss, Non-Conf, S Site, H Home A Away N Neutral

Average RPI Win:	247	WON-LOST	WINNING	LAST 10	STRENGTH OF	OPP. STRENGTH	TEAM	ADJ.	CONF.	ADJ CONF.
Average RPI Loss:	121	RECORD	PCT. RANK	GAMES	SCHEDULE	OF SCHEDULE	RPI	RPI	RPI	RPI
DIV. I ONLY	13- 6	68	8-2	287	161	134	134	29	29	
DIV. I NON-CONF.	6- 4	123	1-0	142	30	70	70	30	30	
TOTALS	RPI 1-25	RPI 26-50	W-L RECORDS	RPI 51-100	RPI 101-150	RPI 150+				
13- 6	0- 1	0- 0	OVERALL	0- 2	1- 1	12- 2				
6- 1	0- 0	0- 0	HOME	0- 0	0- 1	6- 0				
6- 4	0- 1	0- 0	AWAY	0- 1	1- 0	5- 2				
1- 1	0- 0	0- 0	NEUTRAL	0- 1	0- 0	1- 0				
6- 4	0- 1	0- 0	NON-CONFERENCE	0- 2	1- 0	5- 1				
2- 0	0- 0	0- 0	HOME	0- 0	0- 0	2- 0				
3- 3	0- 1	0- 0	AWAY	0- 1	1- 0	2- 1				
1- 1	0- 0	0- 0	NEUTRAL	0- 1	0- 0	1- 0				
7- 2	0- 0	0- 0	CONFERENCE	0- 0	0- 1	7- 1				
4- 1	0- 0	0- 0	HOME	0- 0	0- 1	4- 0				
3- 1	0- 0	0- 0	AWAY	0- 0	0- 0	3- 1				
0- 0	0- 0	0- 0	NEUTRAL	0- 0	0- 0	0- 0				

RPI 1-25				RPI 26-50				RPI 51-100				RPI 101+				Team's RPI: 134	
RPI	S	Opponent	Score	RPI	S	Opponent	Score	RPI	S	Opponent	Score	RPI	S	Opponent	Score		
15	A	NC State	44 80					60	N	Miami (FL)	67 68	106	A	VCU	69 58		
								75	A	Georgia	54 72	147	H	Bethune-Cookman	58 69		
												151	H	UNC Greensboro	57 48		
												171	H	Norfolk St.	53 39		
												178	A	Clemson	82 74		
												198	A	Akron	52 64		
												203	N	Arkansas St.	55 50		
												230	A	Morgan St.	38 42		
												250	A	Morehead St.	74 56		
												260	H	ETSU	80 69		
												262	A	Delaware St.	69 45		
												262	H	Delaware St.	58 53		
												324	A	UMES	67 31		
												343	A	Coppin St.	84 38		
												346	H	Florida A&M	71 44		
												350	H	South Carolina St.	66 55		
LAST 10 Division I																	
350	H	South Carolina St.	66 55	343	A	Coppin St.	84 38										
171	H	Norfolk St.	53 39	262	A	Delaware St.	69 45										
262	H	Delaware St.	58 53	324	A	UMES	67 31										
147	H	Bethune-Cookman	58 69	346	H	Florida A&M	71 44										
230	A	Morgan St.	38 42	106	A	VCU	69 58										

Non-Div I Games: Saint Augustine's 75 44 Johnson & Wales (NC121 61

N.C. A&T

■ Loss,
 ■ Non-Conf, S Site,
 ■ Home
 ■ Away
 N Neutral

N.C. Central

Through Games Of Feb. 4, 2020

Average RPI Win:	301	WON-LOST	WINNING	LAST 10	STRENGTH OF	OPP. STRENGTH	TEAM	ADJ.	CONF.	ADJ CONF.
Average RPI Loss:	196	RECORD	PCT. RANK	GAMES	SCHEDULE	OF SCHEDULE	RPI	RPI	RPI	RPI
DIV. I ONLY	5- 14	290	4-6	326	270	321	321	29	29	
DIV. I NON-CONF.	2- 9	304	1-1	199	225	301	301	30	30	
TOTALS	RPI 1-25	RPI 26-50	W-L RECORDS	RPI 51-100	RPI 101-150	RPI 150+				
5- 14	0- 1	0- 0	OVERALL	0- 1	1- 2	4- 10				
3- 5	0- 0	0- 0	HOME	0- 0	1- 0	2- 5				
2- 8	0- 1	0- 0	AWAY	0- 1	0- 2	2- 4				
0- 1	0- 0	0- 0	NEUTRAL	0- 0	0- 0	0- 1				
2- 9	0- 1	0- 0	NON-CONFERENCE	0- 1	1- 1	1- 6				
1- 3	0- 0	0- 0	HOME	0- 0	1- 0	0- 3				
1- 5	0- 1	0- 0	AWAY	0- 1	0- 1	1- 2				
0- 1	0- 0	0- 0	NEUTRAL	0- 0	0- 0	0- 1				
3- 5	0- 0	0- 0	CONFERENCE	0- 0	0- 1	3- 4				
2- 2	0- 0	0- 0	HOME	0- 0	0- 0	2- 2				
1- 3	0- 0	0- 0	AWAY	0- 0	0- 1	1- 2				
0- 0	0- 0	0- 0	NEUTRAL	0- 0	0- 0	0- 0				

RPI 1-25				RPI 26-50				RPI 51-100				RPI 101+ Team's RPI: 321			
RPI	S	Opponent	Score	RPI	S	Opponent	Score	RPI	S	Opponent	Score	RPI	S	Opponent	Score
12	A	Iowa	50 102					58	A	North Carolina	53 92	128	A	California	69 90
												130	H	Campbell	67 64
												147	A	Bethune-Cookman	52 73
												171	H	Norfolk St.	75 83
												190	N	Penn St.	68 92
												196	H	High Point	58 78
												200	A	CSU Bakersfield	71 80
												247	A	Col. of Charleston	78 85
												261	H	Winthrop	46 56
												262	A	Delaware St.	54 64
												262	H	Delaware St.	60 64
												282	H	FIU	58 59
												324	A	UMES	63 65
												334	A	LIU Brooklyn	61 59
												346	A	Florida A&M	71 70
												346	H	Florida A&M	66 57
												350	H	South Carolina St.	90 49
LAST 10 Division I															
				171	H	Norfolk St.	75 83			324	A	UMES	63 65		
				350	H	South Carolina St.	90 49			262	A	Delaware St.	54 64		
				262	H	Delaware St.	60 64			346	H	Florida A&M	66 57		
				346	A	Florida A&M	71 70			334	A	LIU Brooklyn	61 59		
				147	A	Bethune-Cookman	52 73			12	A	Iowa	50 102		

Non-Div I Games: Washington Adventis83 48 Lincoln (PA) 53 68

N.C. Central

Loss, Non-Conf, S Site, H Home A Away N Neutral

Average RPI Win:	133	WON-LOST	WINNING	LAST 10	STRENGTH OF	OPP. STRENGTH	TEAM	ADJ.	CONF.	ADJ CONF.
Average RPI Loss:	58	RECORD	PCT. RANK	GAMES	SCHEDULE	OF SCHEDULE	RPI	RPI	RPI	RPI
DIV. I ONLY	21- 1	2	9-1	107	23	15	15	5	5	
DIV. I NON-CONF.	11- 0	1	0	178	61	18	18	3	3	
TOTALS	RPI 1-25	RPI 26-50	W-L RECORDS	RPI 51-100	RPI 101-150	RPI 150+				
21- 1	2- 0	4- 0	OVERALL	3- 1	2- 0	10- 0				
12- 0	2- 0	2- 0	HOME	2- 0	1- 0	5- 0				
7- 1	0- 0	1- 0	AWAY	1- 1	1- 0	4- 0				
2- 0	0- 0	1- 0	NEUTRAL	0- 0	0- 0	1- 0				
11- 0	1- 0	1- 0	NON-CONFERENCE	0- 0	1- 0	8- 0				
7- 0	1- 0	0- 0	HOME	0- 0	1- 0	5- 0				
2- 0	0- 0	0- 0	AWAY	0- 0	0- 0	2- 0				
2- 0	0- 0	1- 0	NEUTRAL	0- 0	0- 0	1- 0				
10- 1	1- 0	3- 0	CONFERENCE	3- 1	1- 0	2- 0				
5- 0	1- 0	2- 0	HOME	2- 0	0- 0	0- 0				
5- 1	0- 0	1- 0	AWAY	1- 1	1- 0	2- 0				
0- 0	0- 0	0- 0	NEUTRAL	0- 0	0- 0	0- 0				

RPI 1-25				Team's RPI: 15		RPI 26-50				RPI 51-100				RPI 101+			
RPI	S	Opponent	Score	RPI	S	Opponent	Score	RPI	S	Opponent	Score	RPI	S	Opponent	Score		
8	H	Maryland	66 59	34	H	Virginia Tech	76 69	58	A	North Carolina	60 66	105	A	Notre Dame	90 56		
23	H	Florida St.	68 51	37	N	Texas	84 73	58	H	North Carolina	76 68	134	H	N.C. A&T	80 44		
				42	A	Duke	63 60	61	A	Boston College	72 54	153	H	Elon	62 49		
				45	H	Virginia	80 60	92	H	Wake Forest	59 45	174	A	Saint Mary's (CA)	87 70		
												178	A	Clemson	79 60		
												191	A	Hawaii	68 59		
												212	H	Lamar University	81 40		
												221	H	Chattanooga	74 38		
												245	H	Maine	62 34		
												256	H	UNCW	80 40		
												257	N	North Texas	76 65		
												268	A	Pittsburgh	88 44		
LAST 10 Division I																	
				42	A	Duke	63 60	23	H	Florida St.	68 51						
				178	A	Clemson	79 60	105	A	Notre Dame	90 56						
				58	H	North Carolina	76 68	58	A	North Carolina	60 66						
				268	A	Pittsburgh	88 44	45	H	Virginia	80 60						
				92	H	Wake Forest	59 45	34	H	Virginia Tech	76 69						

Non-Div I Games:

NC State

■ Loss,
 ■ Non-Conf, S Site,
 ■ Home
 ■ Away
 N Neutral

Average RPI Win:	328	WON-LOST	WINNING	LAST 10	STRENGTH OF	OPP. STRENGTH	TEAM	ADJ.	CONF.	ADJ CONF.
Average RPI Loss:	180	RECORD	PCT. RANK	GAMES	SCHEDULE	OF SCHEDULE	RPI	RPI	RPI	RPI
DIV. I ONLY	3- 18	330	0-10	254	289	330	330	16	16	
DIV. I NON-CONF.	3- 10	282	0-2	293	341	324	324	16	16	
TOTALS	RPI 1-25	RPI 26-50	W-L RECORDS	RPI 51-100	RPI 101-150	RPI 150+				
3- 18	0- 1	0- 1	OVERALL	0- 2	0- 3	3- 11				
2- 7	0- 0	0- 0	HOME	0- 1	0- 2	2- 4				
1- 11	0- 1	0- 1	AWAY	0- 1	0- 1	1- 7				
0- 0	0- 0	0- 0	NEUTRAL	0- 0	0- 0	0- 0				
3- 10	0- 0	0- 1	NON-CONFERENCE	0- 1	0- 2	3- 6				
2- 3	0- 0	0- 0	HOME	0- 1	0- 1	2- 1				
1- 7	0- 0	0- 1	AWAY	0- 0	0- 1	1- 5				
0- 0	0- 0	0- 0	NEUTRAL	0- 0	0- 0	0- 0				
0- 8	0- 1	0- 0	CONFERENCE	0- 1	0- 1	0- 5				
0- 4	0- 0	0- 0	HOME	0- 0	0- 1	0- 3				
0- 4	0- 1	0- 0	AWAY	0- 1	0- 0	0- 2				
0- 0	0- 0	0- 0	NEUTRAL	0- 0	0- 0	0- 0				

RPI 1-25				RPI 26-50				RPI 51-100				RPI 101+ Team's RPI: 330			
RPI	S	Opponent	Score	RPI	S	Opponent	Score	RPI	S	Opponent	Score	RPI	S	Opponent	Score
25	A	FGCU	39 82	49	A	Colorado	57 80	81	H	Colgate	52 79	102	H	Penn	51 85
								97	A	North Florida	48 71	107	H	Liberty	53 67
												139	A	Cornell	44 68
												175	H	North Ala.	55 57
												176	A	Columbia	43 99
												182	A	Jacksonville	67 88
												184	A	Binghamton	40 75
												226	H	Kennesaw St.	64 77
												227	A	Stetson	49 72
												264	H	Lipscomb	57 65
												283	A	Wagner	59 61
												290	A	Vermont	59 65
												304	H	St. Francis Brooklyn	88 69
												315	A	Air Force	48 68
												322	H	Fairleigh Dickinson	59 68
												336	H	Saint Peter's	76 73
												345	A	Hartford	61 52
LAST 10 Division I															
175	H	North Ala.	55 57	182	A	Jacksonville	67 88								
227	A	Stetson	49 72	97	A	North Florida	48 71								
25	A	FGCU	39 82	107	H	Liberty	53 67								
264	H	Lipscomb	57 65	184	A	Binghamton	40 75								
226	H	Kennesaw St.	64 77	176	A	Columbia	43 99								

Non-Div I Games:

NJIT

Average RPI Win: 228	WON-LOST	WINNING	LAST 10	STRENGTH OF	OPP. STRENGTH	TEAM	ADJ.	CONF.	ADJ CONF.
Average RPI Loss: 167	RECORD	PCT. RANK	GAMES	SCHEDULE	OF SCHEDULE	RPI	RPI	RPI	RPI
DIV. I ONLY	6- 14	278	2-8	233	205	292	292	15	15
DIV. I NON-CONF.	4- 6	212	0	319	223	286	286	15	15
TOTALS	RPI 1-25	RPI 26-50	W-L RECORDS	RPI 51-100	RPI 101-150	RPI 150+			
6- 14	0- 0	0- 0	OVERALL	0- 3	0- 4	6- 7			
5- 5	0- 0	0- 0	HOME	0- 1	0- 2	5- 2			
1- 9	0- 0	0- 0	AWAY	0- 2	0- 2	1- 5			
0- 0	0- 0	0- 0	NEUTRAL	0- 0	0- 0	0- 0			
4- 6	0- 0	0- 0	NON-CONFERENCE	0- 1	0- 0	4- 5			
3- 1	0- 0	0- 0	HOME	0- 0	0- 0	3- 1			
1- 5	0- 0	0- 0	AWAY	0- 1	0- 0	1- 4			
0- 0	0- 0	0- 0	NEUTRAL	0- 0	0- 0	0- 0			
2- 8	0- 0	0- 0	CONFERENCE	0- 2	0- 4	2- 2			
2- 4	0- 0	0- 0	HOME	0- 1	0- 2	2- 1			
0- 4	0- 0	0- 0	AWAY	0- 1	0- 2	0- 1			
0- 0	0- 0	0- 0	NEUTRAL	0- 0	0- 0	0- 0			

RPI S	Opponent	Score	RPI S	Opponent	Score	RPI S	Opponent	Score	RPI S	Opponent	Score	Team's RPI: 292
						58	A North Carolina	40 80	122	A Holy Cross	43 57	
						74	H Bucknell	34 61	122	H Holy Cross	49 58	
						81	A Colgate	55 80	136	A Lehigh	40 70	
									136	H Lehigh	53 60	
									156	A Lafayette	52 79	
									162	H Boston U.	46 41	
									178	A Clemson	65 52	
									204	H La Salle	61 46	
									208	A Fairfield	52 66	
									209	A Saint Joseph's	40 49	
									226	H Kennesaw St.	82 62	
									237	H George Mason	58 67	
									245	A Maine	41 46	
									266	H Loyola Maryland	44 50	
									285	H Army West Point	57 45	
									290	A Vermont	56 64	
									315	H Air Force	67 59	
LAST 10 Division I												
			266	H Loyola Maryland	44 50	136	H Lehigh	53 60				
			122	A Holy Cross	43 57	81	A Colgate	55 80				
			285	H Army West Point	57 45	74	H Bucknell	34 61				
			162	H Boston U.	46 41	122	H Holy Cross	49 58				
			156	A Lafayette	52 79	136	A Lehigh	40 70				

Non-Div I Games: Stevenson 70 36

Navy

■ Loss,
 ■ Non-Conf,
 ■ S Site,
 ■ H Home
 ■ A Away
 N Neutral

Nebraska

Through Games Of Feb. 4, 2020

Average RPI Win:	163	WON-LOST	WINNING	LAST 10	STRENGTH OF	OPP. STRENGTH	TEAM	ADJ.	CONF.	ADJ CONF.
Average RPI Loss:	43	RECORD	PCT. RANK	GAMES	SCHEDULE	OF SCHEDULE	RPI	RPI	RPI	RPI
DIV. I ONLY	15- 7	72	4-6	94	30	73	73	2	2	
DIV. I NON-CONF.	10- 1	20	0	290	128	93	93	2	2	
TOTALS	RPI 1-25	RPI 26-50	W-L RECORDS	RPI 51-100	RPI 101-150	RPI 150+				
15- 7	1- 1	2- 4	OVERALL	2- 2	3- 0	7- 0				
11- 3	1- 0	2- 3	HOME	1- 0	1- 0	6- 0				
2- 4	0- 1	0- 1	AWAY	0- 2	2- 0	0- 0				
2- 0	0- 0	0- 0	NEUTRAL	1- 0	0- 0	1- 0				
10- 1	0- 0	1- 1	NON-CONFERENCE	1- 0	1- 0	7- 0				
7- 1	0- 0	1- 1	HOME	0- 0	0- 0	6- 0				
1- 0	0- 0	0- 0	AWAY	0- 0	1- 0	0- 0				
2- 0	0- 0	0- 0	NEUTRAL	1- 0	0- 0	1- 0				
5- 6	1- 1	1- 3	CONFERENCE	1- 2	2- 0	0- 0				
4- 2	1- 0	1- 2	HOME	1- 0	1- 0	0- 0				
1- 4	0- 1	0- 1	AWAY	0- 2	1- 0	0- 0				
0- 0	0- 0	0- 0	NEUTRAL	0- 0	0- 0	0- 0				

RPI	S	Opponent	Score	RPI	S	Opponent	Score	RPI	S	Opponent	Score	RPI	S	Opponent	Score
8	A	Maryland	69 87	27	H	Ohio St.	74 80	55	A	Minnesota	61 67	112	A	Wisconsin	72 71
12	H	Iowa	78 69	30	H	Creighton	74 79	55	H	Minnesota	72 58	112	H	Wisconsin	65 50
				33	H	Purdue	68 76	86	N	Southern California	67 54	148	A	Missouri	90 85
				40	H	Michigan	74 71	100	A	Michigan St.	70 78	217	H	Manhattan	71 51
				42	H	Duke	83 79					230	H	Morgan St.	78 55
				46	A	Rutgers	65 69					246	H	Southern U.	73 39
												253	H	Oral Roberts	77 67
												281	H	Alabama A&M	68 46
												284	N	Sacred Heart	72 49
												328	H	SIUE	63 49
LAST 10 Division I															
27	H	Ohio St.	74 80	8	A	Maryland	69 87								
55	A	Minnesota	61 67	46	A	Rutgers	65 69								
112	A	Wisconsin	72 71	112	H	Wisconsin	65 50								
33	H	Purdue	68 76	55	H	Minnesota	72 58								
40	H	Michigan	74 71	100	A	Michigan St.	70 78								

Non-Div I Games:

Nebraska

■ Loss,
 ■ Non-Conf,
 ■ S Site,
 ■ H Home
 ■ A Away
 N Neutral

Nevada

Through Games Of Feb. 4, 2020

Average RPI Win: 286	WON-LOST	WINNING	LAST 10	STRENGTH OF	OPP. STRENGTH	TEAM	ADJ.	CONF.	ADJ CONF.
Average RPI Loss: 166	RECORD	PCT. RANK	GAMES	SCHEDULE	OF SCHEDULE	RPI	RPI	RPI	RPI
DIV. I ONLY	9- 12	222	3-7	314	249	289	289	17	17
DIV. I NON-CONF.	6- 4	123	0	322	300	232	232	23	23
TOTALS	RPI 1-25	RPI 26-50	W-L RECORDS	RPI 51-100	RPI 101-150	RPI 150+			
9- 12	0- 0	0- 0	OVERALL	0- 1	0- 5	9- 6			
7- 4	0- 0	0- 0	HOME	0- 0	0- 3	7- 1			
1- 8	0- 0	0- 0	AWAY	0- 1	0- 2	1- 5			
1- 0	0- 0	0- 0	NEUTRAL	0- 0	0- 0	1- 0			
6- 4	0- 0	0- 0	NON-CONFERENCE	0- 1	0- 2	6- 1			
4- 1	0- 0	0- 0	HOME	0- 0	0- 1	4- 0			
1- 3	0- 0	0- 0	AWAY	0- 1	0- 1	1- 1			
1- 0	0- 0	0- 0	NEUTRAL	0- 0	0- 0	1- 0			
3- 8	0- 0	0- 0	CONFERENCE	0- 0	0- 3	3- 5			
3- 3	0- 0	0- 0	HOME	0- 0	0- 2	3- 1			
0- 5	0- 0	0- 0	AWAY	0- 0	0- 1	0- 4			
0- 0	0- 0	0- 0	NEUTRAL	0- 0	0- 0	0- 0			

N
e
v
a
d
aN
e
v
a
d
a

RPI 1-25				RPI 26-50				RPI 51-100				RPI 101+				Team's RPI: 289	
RPI	S	Opponent	Score	RPI	S	Opponent	Score	RPI	S	Opponent	Score	RPI	S	Opponent	Score		
								86	A	Southern California	47	50	101	A	Boise St.	40	54
												101	H	Boise St.	72	83	
												104	A	Utah	62	68	
												114	H	SFA	65	80	
												138	H	San Jose St.	70	72	
												174	H	Saint Mary's (CA)	78	72	
												187	A	Portland St.	75	80	
												188	A	UNLV	64	66	
												189	A	Wyoming	59	83	
												205	A	New Mexico	67	87	
												241	H	San Diego St.	70	69	
												267	A	Colorado St.	70	75	
												267	H	Colorado St.	74	63	
												294	H	Utah St.	69	60	
												301	N	UTRGV	62	57	
												305	H	Sacramento St.	83	72	
												315	H	Air Force	61	68	
												317	H	Cal Poly	71	40	
												326	A	Utah Valley	60	57	
												349	H	Chicago St.	80	60	
LAST 10 Division I																	
				101	H	Boise St.	72	83				189	A	Wyoming	59	83	
				267	H	Colorado St.	74	63				294	H	Utah St.	69	60	
				205	A	New Mexico	67	87				138	H	San Jose St.	70	72	
				188	A	UNLV	64	66				101	A	Boise St.	40	54	
				241	H	San Diego St.	70	69				267	A	Colorado St.	70	75	

Non-Div I Games: Stanislaus St. 80 62

Nevada

■ Loss,
 ■ Non-Conf, S Site,
 ■ Home
 ■ Away
 N Neutral

New Hampshire

Through Games Of Feb. 4, 2020

Average RPI Win:	318	WON-LOST	WINNING	LAST 10	STRENGTH OF	OPP. STRENGTH	TEAM	ADJ.	CONF.	ADJ CONF.
Average RPI Loss:	160	RECORD	PCT. RANK	GAMES	SCHEDULE	OF SCHEDULE	RPI	RPI	RPI	RPI
DIV. I ONLY	6- 14	278	4-6	218	294	270	270	27	27	
DIV. I NON-CONF.	2- 9	304	0-1	182	236	297	297	27	27	
TOTALS	RPI 1-25	RPI 26-50	W-L RECORDS	RPI 51-100	RPI 101-150	RPI 150+				
6- 14	0- 2	0- 0	OVERALL	0- 1	0- 2	6- 9				
2- 6	0- 0	0- 0	HOME	0- 1	0- 0	2- 5				
4- 8	0- 2	0- 0	AWAY	0- 0	0- 2	4- 4				
0- 0	0- 0	0- 0	NEUTRAL	0- 0	0- 0	0- 0				
2- 9	0- 2	0- 0	NON-CONFERENCE	0- 0	0- 2	2- 5				
1- 3	0- 0	0- 0	HOME	0- 0	0- 0	1- 3				
1- 6	0- 2	0- 0	AWAY	0- 0	0- 2	1- 2				
0- 0	0- 0	0- 0	NEUTRAL	0- 0	0- 0	0- 0				
4- 5	0- 0	0- 0	CONFERENCE	0- 1	0- 0	4- 4				
1- 3	0- 0	0- 0	HOME	0- 1	0- 0	1- 2				
3- 2	0- 0	0- 0	AWAY	0- 0	0- 0	3- 2				
0- 0	0- 0	0- 0	NEUTRAL	0- 0	0- 0	0- 0				

RPI 1-25				RPI 26-50				RPI 51-100				RPI 101+ Team's RPI: 270			
RPI	S	Opponent	Score	RPI	S	Opponent	Score	RPI	S	Opponent	Score	RPI	S	Opponent	Score
7	A	Baylor	29 97					84	H	Stony Brook	44 53	122	A	Holy Cross	61 82
19	A	Princeton	37 77									127	A	Massachusetts	65 67
												162	H	Boston U.	64 78
												167	A	Dartmouth	47 66
												184	H	Binghamton	53 63
												202	A	UMass Lowell	53 58
												202	H	UMass Lowell	53 66
												206	A	Merrimack	54 64
												224	H	Brown	68 76
												245	A	Maine	50 67
												286	H	North Dakota St.	61 67
												290	A	Vermont	59 51
												302	A	UMBC	72 63
												311	A	Albany (NY)	48 47
												314	A	Bryant	68 56
												344	H	Central Conn. St.	70 59
												345	H	Hartford	72 71
LAST 10 Division I															
202	H	UMass Lowell	53 66	84	H	Stony Brook	44 53								
290	A	Vermont	59 51	245	A	Maine	50 67								
184	H	Binghamton	53 63	345	H	Hartford	72 71								
302	A	UMBC	72 63	202	A	UMass Lowell	53 58								
311	A	Albany (NY)	48 47	19	A	Princeton	37 77								

Non-Div I Games: Wheaton (MA) 89 44

New Hampshire

Loss, Non-Conf, S Site, H Home A Away N Neutral

Average RPI Win:	239	WON-LOST	WINNING	LAST 10	STRENGTH OF	OPP. STRENGTH	TEAM	ADJ.	CONF.	ADJ CONF.
Average RPI Loss:	129	RECORD	PCT. RANK	GAMES	SCHEDULE	OF SCHEDULE	RPI	RPI	RPI	RPI
DIV. I ONLY	11- 12	189	3-7	155	192	205	205	17	17	
DIV. I NON-CONF.	8- 4	90	0-1	231	143	139	139	23	23	
TOTALS	RPI 1-25	RPI 26-50	W-L RECORDS	RPI 51-100	RPI 101-150	RPI 150+				
11- 12	0- 0	0- 2	OVERALL	0- 3	3- 3	8- 4				
7- 6	0- 0	0- 0	HOME	0- 2	2- 1	5- 3				
3- 5	0- 0	0- 1	AWAY	0- 1	0- 2	3- 1				
1- 1	0- 0	0- 1	NEUTRAL	0- 0	1- 0	0- 0				
8- 4	0- 0	0- 2	NON-CONFERENCE	0- 1	3- 0	5- 1				
5- 2	0- 0	0- 0	HOME	0- 1	2- 0	3- 1				
2- 1	0- 0	0- 1	AWAY	0- 0	0- 0	2- 0				
1- 1	0- 0	0- 1	NEUTRAL	0- 0	1- 0	0- 0				
3- 8	0- 0	0- 0	CONFERENCE	0- 2	0- 3	3- 3				
2- 4	0- 0	0- 0	HOME	0- 1	0- 1	2- 2				
1- 4	0- 0	0- 0	AWAY	0- 1	0- 2	1- 1				
0- 0	0- 0	0- 0	NEUTRAL	0- 0	0- 0	0- 0				

RPI S	Opponent	Score	RPI S	Opponent	Score	RPI S	Opponent	Score	RPI S	Opponent	Score	Team's RPI: 205
31	A Arizona St.	47 84	38	N West Virginia	60 73	71	A Fresno St.	81 84	101	A Boise St.	82 83	
						71	H Fresno St.	78 84	132	H Providence	86 68	
						77	H Ball St.	57 70	138	A San Jose St.	85 89	
									138	H San Jose St.	80 81	
									148	N Missouri	71 68	
									149	H Houston	81 71	
									159	H Northern Ariz.	83 76	
									188	H UNLV	51 68	
									189	H Wyoming	66 73	
									233	A UTEP	93 78	
									241	A San Diego St.	74 75	
									263	H LMU (CA)	72 73	
									267	H Colorado St.	73 62	
									289	H Nevada	87 67	
									298	H UC Riverside	80 70	
									315	A Air Force	75 53	
									320	A New Mexico St.	86 67	
									320	H New Mexico St.	107 53	
LAST 10 Division I												
71	H Fresno St.	78 84	267	H Colorado St.	73 62							
241	A San Diego St.	74 75	315	A Air Force	75 53							
289	H Nevada	87 67	71	A Fresno St.	81 84							
138	A San Jose St.	85 89	138	H San Jose St.	80 81							
188	H UNLV	51 68	77	H Ball St.	57 70							

Non-Div I Games: Northern N.M. 92 44

New Mexico

■ Loss,
 ■ Non-Conf, S Site,
 ■ Home
 ■ Away
 N Neutral

Average RPI Win:	311	WON-LOST	WINNING	LAST 10	STRENGTH OF	OPP. STRENGTH	TEAM	ADJ.	CONF.	ADJ CONF.
Average RPI Loss:	218	RECORD	PCT. RANK	GAMES	SCHEDULE	OF SCHEDULE	RPI	RPI	RPI	RPI
DIV. I ONLY	6- 14	278	4-6	316	334	320	320	32	32	
DIV. I NON-CONF.	2- 10	313	0-2	266	291	327	327	32	32	
TOTALS	RPI 1-25	RPI 26-50	W-L RECORDS	RPI 51-100	RPI 101-150	RPI 150+				
6- 14	0- 0	0- 1	OVERALL	0- 0	0- 1	6- 12				
4- 6	0- 0	0- 1	HOME	0- 0	0- 0	4- 5				
2- 6	0- 0	0- 0	AWAY	0- 0	0- 1	2- 5				
0- 2	0- 0	0- 0	NEUTRAL	0- 0	0- 0	0- 2				
2- 10	0- 0	0- 1	NON-CONFERENCE	0- 0	0- 1	2- 8				
1- 5	0- 0	0- 1	HOME	0- 0	0- 0	1- 4				
1- 3	0- 0	0- 0	AWAY	0- 0	0- 1	1- 2				
0- 2	0- 0	0- 0	NEUTRAL	0- 0	0- 0	0- 2				
4- 4	0- 0	0- 0	CONFERENCE	0- 0	0- 0	4- 4				
3- 1	0- 0	0- 0	HOME	0- 0	0- 0	3- 1				
1- 3	0- 0	0- 0	AWAY	0- 0	0- 0	1- 3				
0- 0	0- 0	0- 0	NEUTRAL	0- 0	0- 0	0- 0				

RPI 1-25			RPI 26-50			RPI 51-100			RPI 101+			Team's RPI: 320
RPI	S	Opponent	Score	RPI	S	Opponent	Score	RPI	S	Opponent	Score	
				31	H	Arizona St.	47 70					
								120	A	Abilene Christian	54 67	
								155	N	Western Mich.	76 79	
								200	A	CSU Bakersfield	59 60	
								205	A	New Mexico	53 107	
								205	H	New Mexico	67 86	
								218	H	Pepperdine	69 72	
								233	A	UTEP	45 65	
								233	H	UTEP	57 63	
								249	A	UMKC	52 56	
								251	A	Grand Canyon	49 60	
								287	A	Denver	78 75	
								298	H	UC Riverside	58 60	
								300	H	California Baptist	57 56	
								301	H	UTRGV	76 75	
								313	H	Seattle U	83 65	
								316	H	Weber St.	77 47	
								326	H	Utah Valley	54 58	
								327	N	Georgia St.	51 59	
								349	A	Chicago St.	73 60	
LAST 10 Division I												
				251	A	Grand Canyon	49 60					
				200	A	CSU Bakersfield	59 60					
				301	H	UTRGV	76 75					
				313	H	Seattle U	83 65					
				326	H	Utah Valley	54 58					
				249	A	UMKC	52 56					
				349	A	Chicago St.	73 60					
				300	H	California Baptist	57 56					
				120	A	Abilene Christian	54 67					
				31	H	Arizona St.	47 70					

Non-Div I Games: Western N.M. 75 56

New Mexico St.

■ Loss,
 ■ Non-Conf, S Site,
 ■ Home
 ■ Away
 N Neutral

New Orleans

Through Games Of Feb. 4, 2020

Average RPI Win:	253	WON-LOST	WINNING	LAST 10	STRENGTH OF	OPP. STRENGTH	TEAM	ADJ.	CONF.	ADJ CONF.
Average RPI Loss:	128	RECORD	PCT. RANK	GAMES	SCHEDULE	OF SCHEDULE	RPI	RPI	RPI	RPI
DIV. I ONLY	9- 9	179	8-2	165	257	157	157	23	23	
DIV. I NON-CONF.	2- 5	259	1-0	68	145	172	172	21	21	
TOTALS	RPI 1-25	RPI 26-50	W-L RECORDS	RPI 51-100	RPI 101-150	RPI 150+				
9- 9	0- 1	0- 1	OVERALL	0- 1	1- 3	8- 3				
4- 3	0- 0	0- 0	HOME	0- 0	1- 2	3- 1				
5- 6	0- 1	0- 1	AWAY	0- 1	0- 1	5- 2				
0- 0	0- 0	0- 0	NEUTRAL	0- 0	0- 0	0- 0				
2- 5	0- 1	0- 1	NON-CONFERENCE	0- 1	0- 0	2- 2				
1- 1	0- 0	0- 0	HOME	0- 0	0- 0	1- 1				
1- 4	0- 1	0- 1	AWAY	0- 1	0- 0	1- 1				
0- 0	0- 0	0- 0	NEUTRAL	0- 0	0- 0	0- 0				
7- 4	0- 0	0- 0	CONFERENCE	0- 0	1- 3	6- 1				
3- 2	0- 0	0- 0	HOME	0- 0	1- 2	2- 0				
4- 2	0- 0	0- 0	AWAY	0- 0	0- 1	4- 1				
0- 0	0- 0	0- 0	NEUTRAL	0- 0	0- 0	0- 0				

RPI 1-25				RPI 26-50				RPI 51-100				RPI 101+ Team's RPI: 157			
RPI	S	Opponent	Score	RPI	S	Opponent	Score	RPI	S	Opponent	Score	RPI	S	Opponent	Score
21	A	LSU	49 83	41	A	Arkansas	52 82	56	A	Iowa St.	53 71	114	H	SFA	53 50
												120	A	Abilene Christian	62 76
												123	H	A&M-Corpus Christi	53 83
												142	H	Sam Houston St.	46 78
												152	H	Louisiana	60 65
												201	H	North Dakota	79 73
												212	A	Lamar University	62 57
												215	A	Central Ark.	49 37
												223	A	Southeastern La.	57 73
												273	A	Ole Miss	69 64
												275	A	Texas St.	49 51
												288	H	Nicholls St.	77 65
												303	A	Incarnate Word	67 55
												333	H	McNeese	78 59
												342	A	Northwestern St.	77 63
LAST 10 Division I															
				223	A	Southeastern La.	57 73	303	A	Incarnate Word	67 55				
				342	A	Northwestern St.	77 63	215	A	Central Ark.	49 37				
				288	H	Nicholls St.	77 65	114	H	SFA	53 50				
				123	H	A&M-Corpus Christi	53 83	212	A	Lamar University	62 57				
				333	H	McNeese	78 59	201	H	North Dakota	79 73				

Non-Div I Games: Pensacola Christian91 31 Tougaloo 91 69

New Orleans

Loss, Non-Conf, S Site, H Home A Away N Neutral

Niagara

Through Games Of Feb. 4, 2020

Average RPI Win:	303	WON-LOST	WINNING	LAST 10	STRENGTH OF	OPP. STRENGTH	TEAM	ADJ.	CONF.	ADJ CONF.
Average RPI Loss:	151	RECORD	PCT. RANK	GAMES	SCHEDULE	OF SCHEDULE	RPI	RPI	RPI	RPI
DIV. I ONLY	7- 13	257	5-5	194	323	248	248	24	24	
DIV. I NON-CONF.	2- 7	288	0	184	316	271	271	25	25	
TOTALS	RPI 1-25	RPI 26-50	W-L RECORDS	RPI 51-100	RPI 101-150	RPI 150+				
7- 13	0- 0	0- 1	OVERALL	0- 6	0- 1	7- 5				
4- 3	0- 0	0- 0	HOME	0- 3	0- 0	4- 0				
3- 10	0- 0	0- 1	AWAY	0- 3	0- 1	3- 5				
0- 0	0- 0	0- 0	NEUTRAL	0- 0	0- 0	0- 0				
2- 7	0- 0	0- 1	NON-CONFERENCE	0- 2	0- 1	2- 3				
1- 1	0- 0	0- 0	HOME	0- 1	0- 0	1- 0				
1- 6	0- 0	0- 1	AWAY	0- 1	0- 1	1- 3				
0- 0	0- 0	0- 0	NEUTRAL	0- 0	0- 0	0- 0				
5- 6	0- 0	0- 0	CONFERENCE	0- 4	0- 0	5- 2				
3- 2	0- 0	0- 0	HOME	0- 2	0- 0	3- 0				
2- 4	0- 0	0- 0	AWAY	0- 2	0- 0	2- 2				
0- 0	0- 0	0- 0	NEUTRAL	0- 0	0- 0	0- 0				

RPI 1-25				RPI 26-50				RPI 51-100				RPI 101+				Team's RPI: 248	
RPI	S	Opponent	Score	RPI	S	Opponent	Score	RPI	S	Opponent	Score	RPI	S	Opponent	Score		
				46	A	Rutgers	37 87	81	A	Colgate	72 85	139	A	Cornell	59 82		
								82	A	Marist	57 82	184	A	Binghamton	55 74		
								82	H	Marist	67 94	217	A	Manhattan	65 68		
								85	A	Rider	75 79	234	A	Iona	63 57		
								85	H	Rider	55 71	274	A	Howard	42 91		
								91	H	Buffalo	67 81	279	A	Monmouth	73 70		
												280	H	Oakland	77 63		
												291	A	St. Bonaventure	67 71		
												307	A	Siena	54 59		
												307	H	Siena	68 61		
												336	H	Saint Peter's	97 89		
												341	H	Canisius	81 62		
												343	A	Coppin St.	82 67		
LAST 10 Division I																	
				82	A	Marist	57 82	279	A	Monmouth	73 70						
				307	A	Siena	54 59	234	A	Iona	63 57						
				341	H	Canisius	81 62	82	H	Marist	67 94						
				85	H	Rider	55 71	307	H	Siena	68 61						
				336	H	Saint Peter's	97 89	217	A	Manhattan	65 68						

Non-Div I Games:

Niagara

■ Loss,
 ■ Non-Conf,
 ■ S Site,
 ■ H Home
 ■ A Away
 N Neutral

Average RPI Win: 303	WON-LOST	WINNING	LAST 10	STRENGTH OF	OPP. STRENGTH	TEAM	ADJ.	CONF.	ADJ CONF.
Average RPI Loss: 146	RECORD	PCT. RANK	GAMES	SCHEDULE	OF SCHEDULE	RPI	RPI	RPI	RPI
DIV. I ONLY	4- 14	308	3-7	217	210	288	288	23	23
DIV. I NON-CONF.	1- 6	318	0	37	54	227	227	21	21
TOTALS	RPI 1-25	RPI 26-50	W-L RECORDS	RPI 51-100	RPI 101-150	RPI 150+			
4- 14	0- 3	0- 0	OVERALL	0- 2	0- 3	4- 6			
2- 3	0- 0	0- 0	HOME	0- 0	0- 1	2- 2			
2- 10	0- 3	0- 0	AWAY	0- 1	0- 2	2- 4			
0- 1	0- 0	0- 0	NEUTRAL	0- 1	0- 0	0- 0			
1- 6	0- 3	0- 0	NON-CONFERENCE	0- 2	0- 0	1- 1			
1- 0	0- 0	0- 0	HOME	0- 0	0- 0	1- 0			
0- 5	0- 3	0- 0	AWAY	0- 1	0- 0	0- 1			
0- 1	0- 0	0- 0	NEUTRAL	0- 1	0- 0	0- 0			
3- 8	0- 0	0- 0	CONFERENCE	0- 0	0- 3	3- 5			
1- 3	0- 0	0- 0	HOME	0- 0	0- 1	1- 2			
2- 5	0- 0	0- 0	AWAY	0- 0	0- 2	2- 3			
0- 0	0- 0	0- 0	NEUTRAL	0- 0	0- 0	0- 0			

RPI 1-25				RPI 26-50				RPI 51-100				RPI 101+ Team's RPI: 288			
RPI	S	Opponent	Score	RPI	S	Opponent	Score	RPI	S	Opponent	Score	RPI	S	Opponent	Score
13	A	Indiana	47 111					96	A	Rice	47 71	120	H	Abilene Christian	84 95
21	A	LSU	32 63					97	N	North Florida	61 64	123	A	A&M-Corpus Christi	49 55
22	A	TCU	47 72									142	A	Sam Houston St.	71 87
												157	A	New Orleans	65 77
												182	A	Jacksonville	55 72
												212	H	Lamar University	78 84
												215	H	Central Ark.	46 53
												223	A	Southeastern La.	67 65
												303	A	Incarinate Word	51 53
												310	A	Houston Baptist	84 78
												333	H	McNeese	79 63
												342	A	Northwestern St.	54 58
												347	H	La.-Monroe	74 59
LAST 10 Division I															
333	H	McNeese	79 63	223	A	Southeastern La.	67 65								
157	A	New Orleans	65 77	212	H	Lamar University	78 84								
310	A	Houston Baptist	84 78	142	A	Sam Houston St.	71 87								
215	H	Central Ark.	46 53	303	A	Incarinate Word	51 53								
342	A	Northwestern St.	54 58	120	H	Abilene Christian	84 95								

Non-Div I Games: Southern-N.O. 94 61 Paul Quinn 101 68

Nicholls St.

Loss, Non-Conf, S Site, H Home A Away N Neutral

Average RPI Win: 249		WON-LOST	WINNING	LAST 10	STRENGTH OF	OPP. STRENGTH	TEAM	ADJ.	CONF.	ADJ CONF.
Average RPI Loss: 146		RECORD	PCT. RANK	GAMES	SCHEDULE	OF SCHEDULE	RPI	RPI	RPI	RPI
DIV. I ONLY		12- 8	110	7-3	245	293	171	171	29	29
DIV. I NON-CONF.		5- 7	205	0-2	99	210	171	171	30	30
TOTALS		RPI 1-25	RPI 26-50	W-L RECORDS	RPI 51-100	RPI 101-150	RPI 150+			
12- 8	0- 0		0- 1	OVERALL	1- 0	1- 5	10- 2			
6- 3	0- 0		0- 0	HOME	0- 0	1- 2	5- 1			
5- 4	0- 0		0- 0	AWAY	0- 0	0- 3	5- 1			
1- 1	0- 0		0- 1	NEUTRAL	1- 0	0- 0	0- 0			
5- 7	0- 0		0- 1	NON-CONFERENCE	1- 0	0- 4	4- 2			
2- 3	0- 0		0- 0	HOME	0- 0	0- 2	2- 1			
2- 3	0- 0		0- 0	AWAY	0- 0	0- 2	2- 1			
1- 1	0- 0		0- 1	NEUTRAL	1- 0	0- 0	0- 0			
7- 1	0- 0		0- 0	CONFERENCE	0- 0	1- 1	6- 0			
4- 0	0- 0		0- 0	HOME	0- 0	1- 0	3- 0			
3- 1	0- 0		0- 0	AWAY	0- 0	0- 1	3- 0			
0- 0	0- 0		0- 0	NEUTRAL	0- 0	0- 0	0- 0			

[illegible]

Non-Div I Games: Virginia-Lynchburg 123 48

Norfolk St.

Loss, Non-Conf, S Site, H Home A Away N Neutral

Average RPI Win:	268	WON-LOST	WINNING	LAST 10	STRENGTH OF	OPP. STRENGTH	TEAM	ADJ.	CONF.	ADJ CONF.
Average RPI Loss:	108	RECORD	PCT. RANK	GAMES	SCHEDULE	OF SCHEDULE	RPI	RPI	RPI	RPI
DIV. I ONLY	13- 6	68	6-4	338	229	175	175	16	16	
DIV. I NON-CONF.	7- 3	80	0-1	349	311	239	239	16	16	
TOTALS	RPI 1-25	RPI 26-50	W-L RECORDS	RPI 51-100	RPI 101-150	RPI 150+				
13- 6	0- 2	0- 0	OVERALL	1- 1	1- 1	11- 2				
4- 2	0- 1	0- 0	HOME	1- 0	0- 1	3- 0				
5- 4	0- 1	0- 0	AWAY	0- 1	1- 0	4- 2				
4- 0	0- 0	0- 0	NEUTRAL	0- 0	0- 0	4- 0				
7- 3	0- 1	0- 0	NON-CONFERENCE	0- 1	0- 1	7- 0				
1- 1	0- 0	0- 0	HOME	0- 0	0- 1	1- 0				
2- 2	0- 1	0- 0	AWAY	0- 1	0- 0	2- 0				
4- 0	0- 0	0- 0	NEUTRAL	0- 0	0- 0	4- 0				
6- 3	0- 1	0- 0	CONFERENCE	1- 0	1- 0	4- 2				
3- 1	0- 1	0- 0	HOME	1- 0	0- 0	2- 0				
3- 2	0- 0	0- 0	AWAY	0- 0	1- 0	2- 2				
0- 0	0- 0	0- 0	NEUTRAL	0- 0	0- 0	0- 0				

RPI 1-25				RPI 26-50				RPI 51-100				RPI 101+ Team's RPI: 175			
RPI	S	Opponent	Score	RPI	S	Opponent	Score	RPI	S	Opponent	Score	RPI	S	Opponent	Score
12	A	Iowa	81 86					56	A	Iowa St.	72 80	107	A	Liberty	76 71
25	H	FGCU	63 74					97	H	North Florida	54 51	146	H	Samford	63 79
												182	A	Jacksonville	56 67
												182	H	Jacksonville	76 65
												226	A	Kennesaw St.	56 59
												227	H	Stetson	68 57
												264	A	Lipscomb	84 72
												281	N	Alabama A&M	80 65
												297	N	UC Irvine	88 60
												328	N	SIUE	85 67
												330	A	NJIT	57 55
												332	A	Alabama St.	81 60
												339	A	Tennessee St.	88 63
												350	N	South Carolina St.	99 46
												351	H	Mississippi Val.	86 60
LAST 10 Division I															
330	A	NJIT	57 55	107	A	Liberty	76 71								
182	A	Jacksonville	56 67	264	A	Lipscomb	84 72								
226	A	Kennesaw St.	56 59	182	H	Jacksonville	76 65								
227	H	Stetson	68 57	97	H	North Florida	54 51								
25	H	FGCU	63 74	56	A	Iowa St.	72 80								

Non-Div I Games: Virginia-Lynchburg 128 26 Oakwood 120 38

North Ala.

Loss, Non-Conf, S Site, H Home A Away N Neutral

North Carolina

Through Games Of Feb. 4, 2020

Average RPI Win:	173	WON-LOST	WINNING	LAST 10	STRENGTH OF	OPP. STRENGTH	TEAM	ADJ.	CONF.	ADJ CONF.
Average RPI Loss:	31	RECORD	PCT. RANK	GAMES	SCHEDULE	OF SCHEDULE	RPI	RPI	RPI	RPI
DIV. I ONLY	16- 6	49	6-4	125	15	58	58	5	5	
DIV. I NON-CONF.	9- 2	38	0	325	49	133	133	3	3	
TOTALS	RPI 1-25	RPI 26-50	W-L RECORDS	RPI 51-100	RPI 101-150	RPI 150+				
16- 6	1- 3	2- 2	OVERALL	3- 1	1- 0	9- 0				
11- 2	1- 1	1- 1	HOME	1- 0	0- 0	8- 0				
2- 4	0- 2	1- 1	AWAY	1- 1	0- 0	0- 0				
3- 0	0- 0	0- 0	NEUTRAL	1- 0	1- 0	1- 0				
9- 2	0- 0	0- 1	NON-CONFERENCE	1- 1	1- 0	7- 0				
6- 1	0- 0	0- 1	HOME	0- 0	0- 0	6- 0				
0- 1	0- 0	0- 0	AWAY	0- 1	0- 0	0- 0				
3- 0	0- 0	0- 0	NEUTRAL	1- 0	1- 0	1- 0				
7- 4	1- 3	2- 1	CONFERENCE	2- 0	0- 0	2- 0				
5- 1	1- 1	1- 0	HOME	1- 0	0- 0	2- 0				
2- 3	0- 2	1- 1	AWAY	1- 0	0- 0	0- 0				
0- 0	0- 0	0- 0	NEUTRAL	0- 0	0- 0	0- 0				

RPI S	Opponent	Score	RPI S	Opponent	Score	RPI S	Opponent	Score	RPI S	Opponent	Score
3	H Louisville	67 74	34	A Virginia Tech	70 76	54	N Temple	71 58	148	N Missouri	82 69
15	A NC State	68 76	36	H Yale	63 66	60	H Miami (FL)	78 58	153	H Elon	76 46
15	H NC State	66 60	45	A Virginia	65 47	72	A Alabama	77 83	160	H Illinois	85 60
23	A Florida St.	64 78	45	H Virginia	78 68	87	A Georgia Tech	67 60	178	H Clemson	86 72
									256	N UNCW	85 45
									268	H Pittsburgh	70 62
									292	H Navy	80 40
									321	H N.C. Central	92 53
									338	H Western Caro.	92 55
									340	H Charleston So.	85 54
LAST 10 Division I											
178	H Clemson	86 72	60	H Miami (FL)	78 58						
45	H Virginia	78 68	23	A Florida St.	64 78						
15	A NC State	68 76	15	H NC State	66 60						
87	A Georgia Tech	67 60	34	A Virginia Tech	70 76						
3	H Louisville	67 74	45	A Virginia	65 47						

Non-Div I Games:

North Carolina

Loss, Non-Conf, S Site, H Home A Away N Neutral

North Dakota

Through Games Of Feb. 4, 2020

Average RPI Win:	271	WON-LOST	WINNING	LAST 10	STRENGTH OF	OPP. STRENGTH	TEAM	ADJ.	CONF.	ADJ CONF.
Average RPI Loss:	171	RECORD	PCT. RANK	GAMES	SCHEDULE	OF SCHEDULE	RPI	RPI	RPI	RPI
DIV. I ONLY	12- 8	110	5-5	337	221	201	201	20	20	
DIV. I NON-CONF.	7- 4	100	0-1	254	273	124	124	18	18	
TOTALS	RPI 1-25	RPI 26-50	W-L RECORDS	RPI 51-100	RPI 101-150	RPI 150+				
12- 8	0- 0	0- 1	OVERALL	0- 2	0- 0	12- 5				
5- 2	0- 0	0- 0	HOME	0- 1	0- 0	5- 1				
7- 6	0- 0	0- 1	AWAY	0- 1	0- 0	7- 4				
0- 0	0- 0	0- 0	NEUTRAL	0- 0	0- 0	0- 0				
7- 4	0- 0	0- 1	NON-CONFERENCE	0- 1	0- 0	7- 2				
2- 1	0- 0	0- 0	HOME	0- 1	0- 0	2- 0				
5- 3	0- 0	0- 1	AWAY	0- 0	0- 0	5- 2				
0- 0	0- 0	0- 0	NEUTRAL	0- 0	0- 0	0- 0				
5- 4	0- 0	0- 0	CONFERENCE	0- 1	0- 0	5- 3				
3- 1	0- 0	0- 0	HOME	0- 0	0- 0	3- 1				
2- 3	0- 0	0- 0	AWAY	0- 1	0- 0	2- 2				
0- 0	0- 0	0- 0	NEUTRAL	0- 0	0- 0	0- 0				

RPI S	Opponent	Score	RPI S	Opponent	Score	RPI S	Opponent	Score	RPI S	Opponent	Score	Team's RPI: 201
26	A Arizona	42 74	66	A South Dakota St.	64 99	157	A New Orleans	73 79				
			70	H Illinois St.	58 66	158	H Valparaiso	65 63				
						179	H Rhode Island	67 61				
						211	H Western Ill.	77 71				
						220	A SMU	51 66				
						240	A Milwaukee	66 58				
						251	A Grand Canyon	78 76				
						253	A Oral Roberts	52 75				
						286	A North Dakota St.	82 92				
						287	A Denver	90 82				
						287	H Denver	81 91				
						293	H Omaha	63 57				
						295	A Ga. Southern	69 56				
						323	A Purdue Fort Wayne	63 49				
						323	H Purdue Fort Wayne	91 85				
						340	A Charleston So.	73 57				
						350	A South Carolina St.	95 53				
LAST 10 Division I												
323	A Purdue Fort Wayne	63 49	253	A Oral Roberts	52 75							
211	H Western Ill.	77 71	293	H Omaha	63 57							
287	H Denver	81 91	323	H Purdue Fort Wayne	91 85							
286	A North Dakota St.	82 92	287	A Denver	90 82							
66	A South Dakota St.	64 99	157	A New Orleans	73 79							

Non-Div I Games: Northland 118 35 Mayville St. 83 52

North Dakota

Loss, Non-Conf, S Site, H Home A Away N Neutral

Average RPI Win:	270	WON-LOST	WINNING	LAST 10	STRENGTH OF	OPP. STRENGTH	TEAM	ADJ.	CONF.	ADJ CONF.
Average RPI Loss:	136	RECORD	PCT. RANK	GAMES	SCHEDULE	OF SCHEDULE	RPI	RPI	RPI	RPI
DIV. I ONLY	4- 15	312	3-7	171	141	286	286	20	20	
DIV. I NON-CONF.	1- 9	326	0-1	146	38	291	291	18	18	
TOTALS	RPI 1-25	RPI 26-50	W-L RECORDS	RPI 51-100	RPI 101-150	RPI 150+				
4- 15	0- 0	0- 2	OVERALL	0- 4	0- 2	4- 7				
2- 7	0- 0	0- 1	HOME	0- 1	0- 1	2- 4				
2- 8	0- 0	0- 1	AWAY	0- 3	0- 1	2- 3				
0- 0	0- 0	0- 0	NEUTRAL	0- 0	0- 0	0- 0				
1- 9	0- 0	0- 1	NON-CONFERENCE	0- 3	0- 2	1- 3				
0- 5	0- 0	0- 0	HOME	0- 1	0- 1	0- 3				
1- 4	0- 0	0- 1	AWAY	0- 2	0- 1	1- 0				
0- 0	0- 0	0- 0	NEUTRAL	0- 0	0- 0	0- 0				
3- 6	0- 0	0- 1	CONFERENCE	0- 1	0- 0	3- 4				
2- 2	0- 0	0- 1	HOME	0- 0	0- 0	2- 1				
1- 4	0- 0	0- 0	AWAY	0- 1	0- 0	1- 3				
0- 0	0- 0	0- 0	NEUTRAL	0- 0	0- 0	0- 0				

RPI 1-25				RPI 26-50				RPI 51-100				RPI 101+				Team's RPI: 286	
RPI	S	Opponent	Score	RPI	S	Opponent	Score	RPI	S	Opponent	Score	RPI	S	Opponent	Score		
				30	A	Creighton	59 70	51	A	UNI	63 95	112	H	Wisconsin	63 64		
				47	H	South Dakota	36 80	52	A	Bradley	64 70	129	A	Northeastern	61 72		
								56	H	Iowa St.	58 86	158	H	Valparaiso	54 66		
								66	A	South Dakota St.	52 60	185	H	Northern Ill.	68 74		
												189	H	Wyoming	57 66		
												201	H	North Dakota	92 82		
												211	A	Western Ill.	79 86		
												211	H	Western Ill.	78 79		
												253	A	Oral Roberts	62 70		
												270	A	New Hampshire	67 61		
												287	A	Denver	82 91		
												287	H	Denver	85 80		
												323	A	Purdue Fort Wayne	58 44		
LAST 10 Division I																	
				211	A	Western Ill.	79 86	47	H	South Dakota	36 80						
				323	A	Purdue Fort Wayne	58 44	253	A	Oral Roberts	62 70						
				287	H	Denver	85 80	211	H	Western Ill.	78 79						
				66	A	South Dakota St.	52 60	287	A	Denver	82 91						
				201	H	North Dakota	92 82	112	H	Wisconsin	63 64						

Non-Div I Games: Waldorf 92 26 Mayville St. 97 59

North Dakota St.

North Florida

Through Games Of Feb. 4, 2020

Average RPI Win: 218	WON-LOST	WINNING	LAST 10	STRENGTH OF	OPP. STRENGTH	TEAM	ADJ.	CONF.	ADJ CONF.
Average RPI Loss: 99	RECORD	PCT. RANK	GAMES	SCHEDULE	OF SCHEDULE	RPI	RPI	RPI	RPI
DIV. I ONLY	11- 9	139	7-3	90	167	97	97	16	16
DIV. I NON-CONF.	5- 6	187	1-0	49	138	82	82	16	16

TOTALS	RPI 1-25	RPI 26-50	W-L RECORDS	RPI 51-100	RPI 101-150	RPI 150+
11- 9	0- 3	0- 0	OVERALL	1- 2	2- 1	8- 3
4- 2	0- 1	0- 0	HOME	0- 0	2- 0	2- 1
5- 5	0- 2	0- 0	AWAY	0- 1	0- 1	5- 1
2- 2	0- 0	0- 0	NEUTRAL	1- 1	0- 0	1- 1
5- 6	0- 2	0- 0	NON-CONFERENCE	1- 2	1- 1	3- 1
1- 0	0- 0	0- 0	HOME	0- 0	1- 0	0- 0
2- 4	0- 2	0- 0	AWAY	0- 1	0- 1	2- 0
2- 2	0- 0	0- 0	NEUTRAL	1- 1	0- 0	1- 1
6- 3	0- 1	0- 0	CONFERENCE	0- 0	1- 0	5- 2
3- 2	0- 1	0- 0	HOME	0- 0	1- 0	2- 1
3- 1	0- 0	0- 0	AWAY	0- 0	0- 0	3- 1
0- 0	0- 0	0- 0	NEUTRAL	0- 0	0- 0	0- 0

RPI S	Opponent	Score	RPI S	Opponent	Score	RPI S	Opponent	Score	RPI S	Opponent	Score
13	A Indiana	45 72				60	A Miami (FL)	55 78	107	H Liberty	65 50
23	A Florida St.	41 70				82	N Marist	54 69	112	A Wisconsin	62 75
25	H FGCU	50 72				85	N Rider	80 70	122	H Holy Cross	80 60
									171	N Norfolk St.	54 57
									175	A North Ala.	51 54
									182	A Jacksonville	70 64
									226	A Kennesaw St.	64 55
									226	H Kennesaw St.	57 33
									227	H Stetson	52 60
									264	A Lipscomb	68 60
									281	A Alabama A&M	73 64
									282	A FIU	64 49
									288	N Nicholls St.	64 61
									330	H NJIT	71 48
LAST 10 Division I											
227	H Stetson	52 60	25	H FGCU	50 72						
226	H Kennesaw St.	57 33	330	H NJIT	71 48						
107	H Liberty	65 50	226	A Kennesaw St.	64 55						
264	A Lipscomb	68 60	175	A North Ala.	51 54						
182	A Jacksonville	70 64	122	H Holy Cross	80 60						

Non-Div I Games: Warner 110 46 Edward Waters 80 51

North Florida

Loss, Non-Conf, S Site, H Home A Away N Neutral

North Texas

Through Games Of Feb. 4, 2020

Average RPI Win: 225	WON-LOST	WINNING	LAST 10	STRENGTH OF	OPP. STRENGTH	TEAM	ADJ.	CONF.	ADJ CONF.
Average RPI Loss: 173	RECORD	PCT. RANK	GAMES	SCHEDULE	OF SCHEDULE	RPI	RPI	RPI	RPI
DIV. I ONLY	7- 11	241	4-6	204	211	257	257	13	13
DIV. I NON-CONF.	4- 5	195	1-0	153	288	210	210	14	14
TOTALS	RPI 1-25	RPI 26-50	W-L RECORDS	RPI 51-100	RPI 101-150	RPI 150+			
7- 11	0- 1	1- 1	OVERALL	0- 1	0- 1	6- 7			
5- 4	0- 0	1- 0	HOME	0- 1	0- 1	4- 2			
2- 5	0- 0	0- 0	AWAY	0- 0	0- 0	2- 5			
0- 2	0- 1	0- 1	NEUTRAL	0- 0	0- 0	0- 0			
4- 5	0- 1	0- 1	NON-CONFERENCE	0- 0	0- 1	4- 2			
3- 1	0- 0	0- 0	HOME	0- 0	0- 1	3- 0			
1- 2	0- 0	0- 0	AWAY	0- 0	0- 0	1- 2			
0- 2	0- 1	0- 1	NEUTRAL	0- 0	0- 0	0- 0			
3- 6	0- 0	1- 0	CONFERENCE	0- 1	0- 0	2- 5			
2- 3	0- 0	1- 0	HOME	0- 1	0- 0	1- 2			
1- 3	0- 0	0- 0	AWAY	0- 0	0- 0	1- 3			
0- 0	0- 0	0- 0	NEUTRAL	0- 0	0- 0	0- 0			

RPI 1-25				RPI 26-50				RPI 51-100				RPI 101+				Team's RPI: 257	
RPI	S	Opponent	Score	RPI	S	Opponent	Score	RPI	S	Opponent	Score	RPI	S	Opponent	Score		
15	N	NC State	65 76	32	H	Western Ky.	61 54	96	H	Rice	52 67	110	H	UT Arlington	49 68		
				37	N	Texas	57 63					152	H	Louisiana	69 66		
												181	A	Fla. Atlantic	78 84		
												191	A	Hawaii	66 60		
												192	H	Southern Miss.	57 65		
												200	A	CSU Bakersfield	52 61		
												233	A	UTEP	63 67		
												236	H	Louisiana Tech	74 69		
												258	H	Marshall	59 68		
												282	A	FIU	56 58		
												294	A	Utah St.	55 66		
												299	A	UTSA	79 55		
												318	H	Alcorn	67 31		
												347	H	La.-Monroe	63 51		
LAST 10 Division I																	
				96	H	Rice	52 67			181	A	Fla. Atlantic	78 84				
				233	A	UTEP	63 67			282	A	FIU	56 58				
				299	A	UTSA	79 55			258	H	Marshall	59 68				
				236	H	Louisiana Tech	74 69			32	H	Western Ky.	61 54				
				192	H	Southern Miss.	57 65			347	H	La.-Monroe	63 51				

Non-Div I Games: Mid-Amer. Christian59 **61** Xavier (LA) 68 31 Tex. A&M-Texarkana 114 54

North Texas

Loss, Non-Conf, S Site, H Home A Away N Neutral

Northeastern

Through Games Of Feb. 4, 2020

Average RPI Win:	233	WON-LOST	WINNING	LAST 10	STRENGTH OF	OPP. STRENGTH	TEAM	ADJ.	CONF.	ADJ CONF.
Average RPI Loss:	75	RECORD	PCT. RANK	GAMES	SCHEDULE	OF SCHEDULE	RPI	RPI	RPI	RPI
DIV. I ONLY	10- 10	179	6-4	81	133	129	129	14	14	
DIV. I NON-CONF.	4- 7	225	0-1	52	102	136	136	13	13	
TOTALS	RPI 1-25	RPI 26-50	W-L RECORDS	RPI 51-100	RPI 101-150	RPI 150+				
10- 10	0- 2	0- 3	OVERALL	0- 2	2- 1	8- 2				
7- 3	0- 0	0- 2	HOME	0- 1	1- 0	6- 0				
3- 7	0- 2	0- 1	AWAY	0- 1	1- 1	2- 2				
0- 0	0- 0	0- 0	NEUTRAL	0- 0	0- 0	0- 0				
4- 7	0- 2	0- 2	NON-CONFERENCE	0- 1	1- 1	3- 1				
2- 3	0- 0	0- 2	HOME	0- 1	0- 0	2- 0				
2- 4	0- 2	0- 0	AWAY	0- 0	1- 1	1- 1				
0- 0	0- 0	0- 0	NEUTRAL	0- 0	0- 0	0- 0				
6- 3	0- 0	0- 1	CONFERENCE	0- 1	1- 0	5- 1				
5- 0	0- 0	0- 0	HOME	0- 0	1- 0	4- 0				
1- 3	0- 0	0- 1	AWAY	0- 1	0- 0	1- 1				
0- 0	0- 0	0- 0	NEUTRAL	0- 0	0- 0	0- 0				

RPI 1-25				RPI 26-50				RPI 51-100				RPI 101+ Team's RPI: 129			
RPI	S	Opponent	Score	RPI	S	Opponent	Score	RPI	S	Opponent	Score	RPI	S	Opponent	Score
1	A	Oregon	47 89	36	H	Yale	63 78	57	A	Drexel	41 50	115	A	Fordham	58 74
17	A	Central Mich.	63 79	43	A	James Madison	54 67	78	H	Dayton	60 71	125	A	Harvard	46 44
				47	H	South Dakota	76 80					143	H	William & Mary	61 55
												153	H	Elon	68 65
												162	A	Boston U.	56 72
												193	A	Towson	68 81
												214	A	Delaware	72 62
												245	A	Maine	66 58
												247	H	Col. of Charleston	72 68
												256	H	UNCW	63 61
												286	H	North Dakota St.	72 61
												312	H	Hofstra	74 51
												345	H	Hartford	60 47
LAST 10 Division I															
256	H	UNCW	63 61	153	H	Elon	68 65								
247	H	Col. of Charleston	72 68	214	A	Delaware	72 62								
43	A	James Madison	54 67	57	A	Drexel	41 50								
193	A	Towson	68 81	312	H	Hofstra	74 51								
143	H	William & Mary	61 55	162	A	Boston U.	56 72								

Non-Div I Games:

Northeastern

■ Loss,
 ■ Non-Conf,
 ■ S Site,
 ■ H Home
 ■ A Away
 N Neutral

Average RPI Win:	252	WON-LOST	WINNING	LAST 10	STRENGTH OF	OPP. STRENGTH	TEAM	ADJ.	CONF.	ADJ CONF.
Average RPI Loss:	146	RECORD	PCT. RANK	GAMES	SCHEDULE	OF SCHEDULE	RPI	RPI	RPI	RPI
DIV. I ONLY	11- 9	139	8-2	223	266	159	159	18	18	
DIV. I NON-CONF.	3- 6	235	0	106	277	195	195	17	17	
TOTALS	RPI 1-25	RPI 26-50	W-L RECORDS	RPI 51-100	RPI 101-150	RPI 150+				
11- 9	0- 1	0- 0	OVERALL	0- 3	2- 0	9- 5				
4- 3	0- 0	0- 0	HOME	0- 1	0- 0	4- 2				
6- 5	0- 0	0- 0	AWAY	0- 2	1- 0	5- 3				
1- 1	0- 1	0- 0	NEUTRAL	0- 0	1- 0	0- 0				
3- 6	0- 1	0- 0	NON-CONFERENCE	0- 2	1- 0	2- 3				
1- 1	0- 0	0- 0	HOME	0- 0	0- 0	1- 1				
1- 4	0- 0	0- 0	AWAY	0- 2	0- 0	1- 2				
1- 1	0- 1	0- 0	NEUTRAL	0- 0	1- 0	0- 0				
8- 3	0- 0	0- 0	CONFERENCE	0- 1	1- 0	7- 2				
3- 2	0- 0	0- 0	HOME	0- 1	0- 0	3- 1				
5- 1	0- 0	0- 0	AWAY	0- 0	1- 0	4- 1				
0- 0	0- 0	0- 0	NEUTRAL	0- 0	0- 0	0- 0				

RPI S	Opponent	Score	RPI S	Opponent	Score	RPI S	Opponent	Score	RPI S	Opponent	Score	Team's RPI: 159
11 N	Oregon St.	57 91				71 A	Fresno St.	66 83	111 A	Idaho	71 70	
						93 H	Montana St.	64 72	138 N	San Jose St.	67 64	
						96 A	Rice	57 71	168 H	UC Davis	61 71	
									186 H	Montana	71 79	
									187 A	Portland St.	54 66	
									205 A	New Mexico	76 83	
									216 H	Southern Utah	84 76	
									222 H	Northern Colo.	72 45	
									232 A	Idaho St.	70 59	
									300 A	California Baptist	79 98	
									305 A	Sacramento St.	85 65	
									305 H	Sacramento St.	114 107	
									308 A	Eastern Wash.	70 62	
									310 A	Houston Baptist	79 62	
									313 H	Seattle U	88 80	
									316 A	Weber St.	88 82	
LAST 10 Division I												
308 A	Eastern Wash.	70 62	216 H	Southern Utah	84 76							
111 A	Idaho	71 70	232 A	Idaho St.	70 59							
305 A	Sacramento St.	85 65	305 H	Sacramento St.	114 107							
187 A	Portland St.	54 66	316 A	Weber St.	88 82							
222 H	Northern Colo.	72 45	93 H	Montana St.	64 72							

Non-Div I Games:

Northern Ariz.

■ Loss,
 ■ Non-Conf, S Site,
 ■ Home
 ■ Away
 N Neutral

Average RPI Win:	250	WON-LOST	WINNING	LAST 10	STRENGTH OF	OPP. STRENGTH	TEAM	ADJ.	CONF.	ADJ CONF.
Average RPI Loss:	170	RECORD	PCT. RANK	GAMES	SCHEDULE	OF SCHEDULE	RPI	RPI	RPI	RPI
DIV. I ONLY	9- 10	199	5-5	297	170	222	222	18	18	
DIV. I NON-CONF.	4- 5	195	0	227	116	179	179	17	17	
TOTALS	RPI 1-25	RPI 26-50	W-L RECORDS	RPI 51-100	RPI 101-150	RPI 150+				
9- 10	0- 2	0- 0	OVERALL	0- 1	0- 1	9- 6				
3- 4	0- 0	0- 0	HOME	0- 0	0- 1	3- 3				
6- 6	0- 2	0- 0	AWAY	0- 1	0- 0	6- 3				
0- 0	0- 0	0- 0	NEUTRAL	0- 0	0- 0	0- 0				
4- 5	0- 2	0- 0	NON-CONFERENCE	0- 0	0- 0	4- 3				
1- 2	0- 0	0- 0	HOME	0- 0	0- 0	1- 2				
3- 3	0- 2	0- 0	AWAY	0- 0	0- 0	3- 1				
0- 0	0- 0	0- 0	NEUTRAL	0- 0	0- 0	0- 0				
5- 5	0- 0	0- 0	CONFERENCE	0- 1	0- 1	5- 3				
2- 2	0- 0	0- 0	HOME	0- 0	0- 1	2- 1				
3- 3	0- 0	0- 0	AWAY	0- 1	0- 0	3- 2				
0- 0	0- 0	0- 0	NEUTRAL	0- 0	0- 0	0- 0				

RPI 1-25				RPI 26-50				RPI 51-100				RPI 101+ Team's RPI: 222			
RPI	S	Opponent	Score	RPI	S	Opponent	Score	RPI	S	Opponent	Score	RPI	S	Opponent	Score
4	A	Stanford	36 90					93	A	Montana St.	58 91	111	H	Idaho	46 57
6	A	UCLA	58 92									159	A	Northern Ariz.	45 72
												186	A	Montana	67 58
												187	H	Portland St.	77 58
												189	A	Wyoming	46 44
												220	A	SMU	61 52
												221	A	Chattanooga	59 42
												225	H	San Francisco	83 90
												232	A	Idaho St.	39 59
												267	H	Colorado St.	58 75
												287	A	Denver	55 74
												305	A	Sacramento St.	73 63
												308	H	Eastern Wash.	63 42
												315	H	Air Force	72 62
												316	A	Weber St.	69 65
												316	H	Weber St.	60 65
LAST 10 Division I															
316	A	Weber St.	69 65	305	A	Sacramento St.	73 63								
232	A	Idaho St.	39 59	316	H	Weber St.	60 65								
308	H	Eastern Wash.	63 42	186	A	Montana	67 58								
111	H	Idaho	46 57	93	A	Montana St.	58 91								
159	A	Northern Ariz.	45 72	187	H	Portland St.	77 58								

Non-Div I Games:

Northern Colo.

■ Loss,
 ■ Non-Conf, S Site,
 ■ Home
 ■ Away
 N Neutral

Average RPI Win:	206	WON-LOST	WINNING	LAST 10	STRENGTH OF	OPP. STRENGTH	TEAM	ADJ.	CONF.	ADJ CONF.
Average RPI Loss:	106	RECORD	PCT. RANK	GAMES	SCHEDULE	OF SCHEDULE	RPI	RPI	RPI	RPI
DIV. I ONLY	6- 13	275	2-8	60	149	185	185	10	10	
DIV. I NON-CONF.	4- 7	225	0-2	61	209	153	153	10	10	
TOTALS	RPI 1-25	RPI 26-50	W-L RECORDS	RPI 51-100	RPI 101-150	RPI 150+				
6- 13	0- 0	0- 3	OVERALL	1- 4	0- 2	5- 4				
2- 6	0- 0	0- 1	HOME	1- 2	0- 2	1- 1				
3- 6	0- 0	0- 1	AWAY	0- 2	0- 0	3- 3				
1- 1	0- 0	0- 1	NEUTRAL	0- 0	0- 0	1- 0				
4- 7	0- 0	0- 3	NON-CONFERENCE	0- 2	0- 1	4- 1				
1- 3	0- 0	0- 1	HOME	0- 1	0- 1	1- 0				
2- 3	0- 0	0- 1	AWAY	0- 1	0- 0	2- 1				
1- 1	0- 0	0- 1	NEUTRAL	0- 0	0- 0	1- 0				
2- 6	0- 0	0- 0	CONFERENCE	1- 2	0- 1	1- 3				
1- 3	0- 0	0- 0	HOME	1- 1	0- 1	0- 1				
1- 3	0- 0	0- 0	AWAY	0- 1	0- 0	1- 2				
0- 0	0- 0	0- 0	NEUTRAL	0- 0	0- 0	0- 0				

RPI S	Opponent	Score	RPI S	Opponent	Score	RPI S	Opponent	Score	RPI S	Opponent	Score	Team's RPI: 185
28	H Drake	49 73	67	A Ohio	67 87	113	H Kent St.	71 79				
33	A Purdue	63 68	67	H Ohio	79 85	125	H Harvard	53 59				
47	N South Dakota	48 91	70	A Illinois St.	66 69	163	N Tennessee Tech	82 74				
			79	H Southern Ill.	61 80	166	H Toledo	51 63				
			91	H Buffalo	64 63	169	A Eastern Mich.	55 62				
						173	A Miami (OH)	64 66				
						198	A Akron	70 65				
						228	H Eastern Ill.	61 48				
						240	A Milwaukee	65 78				
						267	A Colorado St.	80 75				
						286	A North Dakota St.	74 68				
LAST 10 Division I												
91	H Buffalo	64 63	166	H Toledo	51 63							
169	A Eastern Mich.	55 62	173	A Miami (OH)	64 66							
67	H Ohio	79 85	67	A Ohio	67 87							
198	A Akron	70 65	28	H Drake	49 73							
113	H Kent St.	71 79	79	H Southern Ill.	61 80							

Non-Div I Games:

Northern Ill.

■ Loss,
 ■ Non-Conf,
 S Site,
 ■ Home
 ■ Away
 N Neutral

Northern Ky.

Through Games Of Feb. 4, 2020

Average RPI Win: 264	WON-LOST	WINNING	LAST 10	STRENGTH OF	OPP. STRENGTH	TEAM	ADJ.	CONF.	ADJ CONF.
Average RPI Loss: 142	RECORD	PCT. RANK	GAMES	SCHEDULE	OF SCHEDULE	RPI	RPI	RPI	RPI
DIV. I ONLY	13- 9	118	7-3	308	195	210	210	22	22
DIV. I NON-CONF.	6- 5	151	0	308	153	221	221	19	19
TOTALS	RPI 1-25	RPI 26-50	W-L RECORDS	RPI 51-100	RPI 101-150	RPI 150+			
13- 9	0- 1	0- 0	OVERALL	0- 3	1- 1	12- 4			
8- 4	0- 1	0- 0	HOME	0- 1	1- 0	7- 2			
4- 5	0- 0	0- 0	AWAY	0- 2	0- 1	4- 2			
1- 0	0- 0	0- 0	NEUTRAL	0- 0	0- 0	1- 0			
6- 5	0- 1	0- 0	NON-CONFERENCE	0- 2	0- 0	6- 2			
3- 2	0- 1	0- 0	HOME	0- 1	0- 0	3- 0			
2- 3	0- 0	0- 0	AWAY	0- 1	0- 0	2- 2			
1- 0	0- 0	0- 0	NEUTRAL	0- 0	0- 0	1- 0			
7- 4	0- 0	0- 0	CONFERENCE	0- 1	1- 1	6- 2			
5- 2	0- 0	0- 0	HOME	0- 0	1- 0	4- 2			
2- 2	0- 0	0- 0	AWAY	0- 1	0- 1	2- 0			
0- 0	0- 0	0- 0	NEUTRAL	0- 0	0- 0	0- 0			

RPI	S	Opponent	Score	RPI	S	Opponent	Score	RPI	S	Opponent	Score	RPI	S	Opponent	Score	Team's RPI: 210
3	H	Louisville	57 85					53	A	IUPUI	61 89	135	A	Green Bay	44 65	
								63	A	Belmont	45 62	135	H	Green Bay	63 43	
								90	H	Saint Louis	42 67	194	H	Cleveland St.	68 73	
												199	H	Wright St.	55 63	
												215	H	Central Ark.	72 56	
												229	H	Youngstown St.	75 56	
												240	A	Milwaukee	61 49	
												240	H	Milwaukee	61 37	
												264	A	Lipscomb	69 71	
												271	H	Wofford	80 72	
												276	A	Eastern Ky.	62 69	
												278	A	Indiana St.	70 68	
												280	H	Oakland	69 60	
												282	A	FIU	67 45	
												293	H	Omaha	57 40	
												306	N	Jacksonville St.	66 63	
												329	H	Detroit Mercy	72 60	
												337	A	UIC	88 46	
LAST 10 Division I																
135	H	Green Bay	63 43	337	A	UIC	88 46									
240	H	Milwaukee	61 37	53	A	IUPUI	61 89									
329	H	Detroit Mercy	72 60	194	H	Cleveland St.	68 73									
280	H	Oakland	69 60	229	H	Youngstown St.	75 56									
199	H	Wright St.	55 63	240	A	Milwaukee	61 49									

Non-Div I Games:

Northern Ky.

Loss, Non-Conf, S Site, H Home A Away N Neutral

Northwestern

Through Games Of Feb. 4, 2020

Average RPI Win:	117	WON-LOST	WINNING	LAST 10	STRENGTH OF	OPP. STRENGTH	TEAM	ADJ.	CONF.	ADJ CONF.
Average RPI Loss:	13	RECORD	PCT. RANK	GAMES	SCHEDULE	OF SCHEDULE	RPI	RPI	RPI	RPI
DIV. I ONLY	19- 3	17	8-2	41	2	16	16	2	2	
DIV. I NON-CONF.	10- 1	20	0	130	14	30	30	2	2	
TOTALS	RPI 1-25	RPI 26-50	W-L RECORDS	RPI 51-100	RPI 101-150	RPI 150+				
19- 3	2- 3	4- 0	OVERALL	4- 0	1- 0	8- 0				
10- 2	1- 2	2- 0	HOME	2- 0	1- 0	4- 0				
7- 1	1- 1	2- 0	AWAY	2- 0	0- 0	2- 0				
2- 0	0- 0	0- 0	NEUTRAL	0- 0	0- 0	2- 0				
10- 1	0- 1	2- 0	NON-CONFERENCE	2- 0	1- 0	5- 0				
6- 1	0- 1	0- 0	HOME	2- 0	1- 0	3- 0				
2- 0	0- 0	2- 0	AWAY	0- 0	0- 0	0- 0				
2- 0	0- 0	0- 0	NEUTRAL	0- 0	0- 0	2- 0				
9- 2	2- 2	2- 0	CONFERENCE	2- 0	0- 0	3- 0				
4- 1	1- 1	2- 0	HOME	0- 0	0- 0	1- 0				
5- 1	1- 1	0- 0	AWAY	2- 0	0- 0	2- 0				
0- 0	0- 0	0- 0	NEUTRAL	0- 0	0- 0	0- 0				

RPI	S	Opponent	Score	RPI	S	Opponent	Score	RPI	S	Opponent	Score	RPI	S	Opponent	Score
8	A	Maryland	61 70	33	H	Purdue	61 56	55	A	Minnesota	56 54	110	H	UT Arlington	74 47
8	H	Maryland	81 58	35	A	Marquette	64 56	61	H	Boston College	66 63	158	H	Valparaiso	69 48
12	H	Iowa	51 77	40	H	Michigan	81 73	81	H	Colgate	73 44	160	A	Illinois	77 50
13	A	Indiana	71 69	42	A	Duke	63 42	100	A	Michigan St.	76 48	167	H	Dartmouth	79 37
20	H	DePaul	68 70									190	A	Penn St.	82 59
												190	H	Penn St.	85 59
												239	N	Xavier	79 59
												266	H	Loyola Maryland	67 46
												269	N	East Carolina	64 45
LAST 10 Division I															
190	A	Penn St.	82 59	13	A	Indiana	71 69								
40	H	Michigan	81 73	33	H	Purdue	61 56								
8	A	Maryland	61 70	55	A	Minnesota	56 54								
100	A	Michigan St.	76 48	12	H	Iowa	51 77								
190	H	Penn St.	85 59	8	H	Maryland	81 58								

Non-Div I Games:

Northwestern

Loss,
Non-Conf, S Site,
H Home
A Away
N Neutral

Average RPI Win:	315	WON-LOST	WINNING	LAST 10	STRENGTH OF	OPP. STRENGTH	TEAM	ADJ.	CONF.	ADJ CONF.
Average RPI Loss:	182	RECORD	PCT. RANK	GAMES	SCHEDULE	OF SCHEDULE	RPI	RPI	RPI	RPI
DIV. I ONLY	3- 14	319	2-8	298	304	342	342	23	23	
DIV. I NON-CONF.	1- 5	313	0-1	207	307	319	319	21	21	
TOTALS	RPI 1-25	RPI 26-50	W-L RECORDS	RPI 51-100	RPI 101-150	RPI 150+				
3- 14	0- 0	0- 2	OVERALL	0- 0	0- 4	3- 8				
3- 7	0- 0	0- 0	HOME	0- 0	0- 2	3- 5				
0- 7	0- 0	0- 2	AWAY	0- 0	0- 2	0- 3				
0- 0	0- 0	0- 0	NEUTRAL	0- 0	0- 0	0- 0				
1- 5	0- 0	0- 2	NON-CONFERENCE	0- 0	0- 1	1- 2				
1- 1	0- 0	0- 0	HOME	0- 0	0- 0	1- 1				
0- 4	0- 0	0- 2	AWAY	0- 0	0- 1	0- 1				
0- 0	0- 0	0- 0	NEUTRAL	0- 0	0- 0	0- 0				
2- 9	0- 0	0- 0	CONFERENCE	0- 0	0- 3	2- 6				
2- 6	0- 0	0- 0	HOME	0- 0	0- 2	2- 4				
0- 3	0- 0	0- 0	AWAY	0- 0	0- 1	0- 2				
0- 0	0- 0	0- 0	NEUTRAL	0- 0	0- 0	0- 0				

RPI 1-25			RPI 26-50			RPI 51-100			RPI 101+			Team's RPI: 342
RPI	S	Opponent	Score	RPI	S	Opponent	Score	RPI	S	Opponent	Score	
				37	A	Texas	49 91					
				41	A	Arkansas	39 99					
								114	A	SFA	40 89	
								123	H	A&M-Corpus Christi	59 72	
								141	A	Texas Tech	49 79	
								142	H	Sam Houston St.	69 79	
								157	H	New Orleans	63 77	
								160	H	Jackson St.	49 66	
								212	A	Lamar University	58 61	
								215	H	Central Ark.	44 51	
								223	H	Southeastern La.	56 72	
								288	H	Nicholls St.	58 54	
								303	H	Incarinate Word	67 69	
								310	H	Houston Baptist	69 60	
								333	A	McNeese	51 61	
								347	A	La.-Monroe	54 63	
								348	H	Grambling	65 61	
LAST 10 Division I												
				215	H	Central Ark.	44 51	333	A	McNeese	51 61	
				157	H	New Orleans	63 77	303	H	Incarinate Word	67 69	
				223	H	Southeastern La.	56 72	310	H	Houston Baptist	69 60	
				114	A	SFA	40 89	123	H	A&M-Corpus Christi	59 72	
				288	H	Nicholls St.	58 54	37	A	Texas	49 91	

Non-Div I Games: LeTourneau 91 61 LSU-Shreveport 63 68 Central Baptist 61 59

Northwestern St.

Loss, Non-Conf, S Site, H Home A Away N Neutral

Average RPI Win:	135	WON-LOST	WINNING	LAST 10	STRENGTH OF	OPP. STRENGTH	TEAM	ADJ.	CONF.	ADJ CONF.
Average RPI Loss:	56	RECORD	PCT. RANK	GAMES	SCHEDULE	OF SCHEDULE	RPI	RPI	RPI	RPI
DIV. I ONLY	8- 14	251	3-7	18	5	105	105	5	5	
DIV. I NON-CONF.	5- 7	205	0	5	19	75	75	3	3	
TOTALS	RPI 1-25	RPI 26-50	W-L RECORDS	RPI 51-100	RPI 101-150	RPI 150+				
8- 14	0- 5	1- 3	OVERALL	3- 4	1- 1	3- 1				
3- 8	0- 3	0- 1	HOME	1- 3	0- 0	2- 1				
4- 4	0- 1	1- 2	AWAY	1- 0	1- 1	1- 0				
1- 2	0- 1	0- 0	NEUTRAL	1- 1	0- 0	0- 0				
5- 7	0- 3	1- 1	NON-CONFERENCE	1- 3	1- 0	2- 0				
2- 4	0- 1	0- 1	HOME	0- 2	0- 0	2- 0				
2- 1	0- 1	1- 0	AWAY	0- 0	1- 0	0- 0				
1- 2	0- 1	0- 0	NEUTRAL	1- 1	0- 0	0- 0				
3- 7	0- 2	0- 2	CONFERENCE	2- 1	0- 1	1- 1				
1- 4	0- 2	0- 0	HOME	1- 1	0- 0	0- 1				
2- 3	0- 0	0- 2	AWAY	1- 0	0- 1	1- 0				
0- 0	0- 0	0- 0	NEUTRAL	0- 0	0- 0	0- 0				

RPI S	Opponent	Score	RPI S	Opponent	Score	RPI S	Opponent	Score	RPI S	Opponent	Score	Team's RPI: 105
3	H Louisville	54 86	40	A Michigan	76 72	55	H Minnesota	67 75	115	A Fordham	60 55	
10	A UConn	57 81	42	A Duke	47 50	60	H Miami (FL)	76 53	119	A Syracuse	63 74	
15	H NC State	56 90	44	H Tennessee	63 74	61	H Boston College	65 75	166	H Toledo	54 51	
20	H DePaul	94 105	45	A Virginia	60 90	66	N South Dakota St.	59 65	178	H Clemson	55 71	
25	N FGCU	60 69				80	N South Fla.	67 51	266	H Loyola Maryland	84 60	
						87	A Georgia Tech	59 51	268	A Pittsburgh	60 52	
						100	H Michigan St.	69 72				
LAST 10 Division I												
87	A Georgia Tech	59 51	15	H NC State	56 90							
3	H Louisville	54 86	61	H Boston College	65 75							
45	A Virginia	60 90	119	A Syracuse	63 74							
60	H Miami (FL)	76 53	268	A Pittsburgh	60 52							
42	A Duke	47 50	178	H Clemson	55 71							

Non-Div I Games:

Notre Dame

Loss, Non-Conf, S Site, H Home A Away N Neutral

Average RPI Win:	281	WON-LOST	WINNING	LAST 10	STRENGTH OF	OPP. STRENGTH	TEAM	ADJ.	CONF.	ADJ CONF.
Average RPI Loss:	164	RECORD	PCT. RANK	GAMES	SCHEDULE	OF SCHEDULE	RPI	RPI	RPI	RPI
DIV. I ONLY	7- 12	247	4-6	306	217	280	280	22	22	
DIV. I NON-CONF.	3- 6	235	0	272	151	249	249	19	19	
TOTALS	RPI 1-25	RPI 26-50	W-L RECORDS	RPI 51-100	RPI 101-150	RPI 150+				
7- 12	0- 1	0- 1	OVERALL	0- 3	1- 0	6- 7				
3- 4	0- 1	0- 0	HOME	0- 1	1- 0	2- 2				
3- 8	0- 0	0- 1	AWAY	0- 2	0- 0	3- 5				
1- 0	0- 0	0- 0	NEUTRAL	0- 0	0- 0	1- 0				
3- 6	0- 1	0- 1	NON-CONFERENCE	0- 2	0- 0	3- 2				
0- 2	0- 1	0- 0	HOME	0- 1	0- 0	0- 0				
2- 4	0- 0	0- 1	AWAY	0- 1	0- 0	2- 2				
1- 0	0- 0	0- 0	NEUTRAL	0- 0	0- 0	1- 0				
4- 6	0- 0	0- 0	CONFERENCE	0- 1	1- 0	3- 5				
3- 2	0- 0	0- 0	HOME	0- 0	1- 0	2- 2				
1- 4	0- 0	0- 0	AWAY	0- 1	0- 0	1- 3				
0- 0	0- 0	0- 0	NEUTRAL	0- 0	0- 0	0- 0				

RPI 1-25				RPI 26-50				RPI 51-100				RPI 101+ Team's RPI: 280			
RPI	S	Opponent	Score	RPI	S	Opponent	Score	RPI	S	Opponent	Score	RPI	S	Opponent	Score
17	H	Central Mich.	47 65	40	A	Michigan	64 79	52	H	Bradley	58 74	135	H	Green Bay	93 88
								53	A	IUPUI	41 76	194	H	Cleveland St.	58 79
								100	A	Michigan St.	56 76	199	A	Wright St.	66 85
												210	A	Northern Ky.	60 69
												229	H	Youngstown St.	74 79
												240	H	Milwaukee	78 62
												248	A	Niagara	63 77
												282	A	FIU	58 49
												291	A	St. Bonaventure	66 80
												306	N	Jacksonville St.	61 55
												329	A	Detroit Mercy	71 57
												329	H	Detroit Mercy	65 60
												337	A	UIC	64 70
												349	A	Chicago St.	98 70
LAST 10 Division I															
329	H	Detroit Mercy	65 60	240	H	Milwaukee	78 62	135	H	Green Bay	93 88	337	A	UIC	64 70
199	A	Wright St.	66 85	53	A	IUPUI	41 76	329	A	Detroit Mercy	71 57				
210	A	Northern Ky.	60 69												
194	H	Cleveland St.	58 79												
229	H	Youngstown St.	74 79												

Non-Div I Games: Lourdes 72 53 Concordia (MI) 76 42

Oakland

Loss, Non-Conf, S Site, H Home A Away N Neutral

Average RPI Win:	175	WON-LOST	WINNING	LAST 10	STRENGTH OF	OPP. STRENGTH	TEAM	ADJ.	CONF.	ADJ CONF.
Average RPI Loss:	66	RECORD	PCT. RANK	GAMES	SCHEDULE	OF SCHEDULE	RPI	RPI	RPI	RPI
DIV. I ONLY	13- 7	84	7-3	117	50	67	67	10	10	
DIV. I NON-CONF.	7- 4	100	1-0	169	20	84	84	10	10	
TOTALS	RPI 1-25	RPI 26-50	W-L RECORDS	RPI 51-100	RPI 101-150	RPI 150+				
13- 7	0- 3	1- 1	OVERALL	3- 1	0- 1	9- 1				
8- 1	0- 1	0- 0	HOME	2- 0	0- 0	6- 0				
4- 5	0- 2	1- 1	AWAY	1- 0	0- 1	2- 1				
1- 1	0- 0	0- 0	NEUTRAL	0- 1	0- 0	1- 0				
7- 4	0- 1	1- 1	NON-CONFERENCE	1- 1	0- 1	5- 0				
4- 0	0- 0	0- 0	HOME	1- 0	0- 0	3- 0				
2- 3	0- 1	1- 1	AWAY	0- 0	0- 1	1- 0				
1- 1	0- 0	0- 0	NEUTRAL	0- 1	0- 0	1- 0				
6- 3	0- 2	0- 0	CONFERENCE	2- 0	0- 0	4- 1				
4- 1	0- 1	0- 0	HOME	1- 0	0- 0	3- 0				
2- 2	0- 1	0- 0	AWAY	1- 0	0- 0	1- 1				
0- 0	0- 0	0- 0	NEUTRAL	0- 0	0- 0	0- 0				

RPI 1-25				RPI 26-50				RPI 51-100 Team's RPI: 67				RPI 101+			
RPI	S	Opponent	Score	RPI	S	Opponent	Score	RPI	S	Opponent	Score	RPI	S	Opponent	Score
17	A	Central Mich.	90 92	27	A	Ohio St.	74 68	53	H	IUPUI	70 64	119	A	Syracuse	54 66
17	H	Central Mich.	71 73	37	A	Texas	60 73	77	H	Ball St.	79 71	155	A	Western Mich.	72 73
22	A	TCU	72 79					91	A	Buffalo	76 65	183	H	American	81 69
								94	N	Butler	55 60	185	A	Northern Ill.	85 79
												185	H	Northern Ill.	87 67
												198	H	Akron	70 57
												221	A	Chattanooga	70 58
												231	H	Bowling Green	79 69
												258	H	Marshall	67 51
												268	N	Pittsburgh	72 50
												303	H	Incarnate Word	78 41
LAST 10 Division I															
17	A	Central Mich.	90 92	155	A	Western Mich.	72 73								
198	H	Akron	70 57	91	A	Buffalo	76 65								
231	H	Bowling Green	79 69	17	H	Central Mich.	71 73								
185	A	Northern Ill.	85 79	185	H	Northern Ill.	87 67								
77	H	Ball St.	79 71	221	A	Chattanooga	70 58								

Non-Div I Games:

Ohio

Average RPI Win:	121	WON-LOST	WINNING	LAST 10	STRENGTH OF	OPP. STRENGTH	TEAM	ADJ.	CONF.	ADJ CONF.
Average RPI Loss:	32	RECORD	PCT. RANK	GAMES	SCHEDULE	OF SCHEDULE	RPI	RPI	RPI	RPI
DIV. I ONLY	12- 9	127	5-5	4	31	27	27	2	2	
DIV. I NON-CONF.	7- 4	100	0	3	99	16	16	2	2	
<hr/>										
TOTALS	RPI 1-25	RPI 26-50	W-L RECORDS	RPI 51-100	RPI 101-150	RPI 150+				
12- 9	1- 5	1- 2	OVERALL	4- 2	1- 0	5- 0				
5- 4	1- 2	1- 1	HOME	0- 1	0- 0	3- 0				
5- 4	0- 3	0- 0	AWAY	3- 1	1- 0	1- 0				
2- 1	0- 0	0- 1	NEUTRAL	1- 0	0- 0	1- 0				
7- 4	1- 2	0- 1	NON-CONFERENCE	2- 1	1- 0	3- 0				
2- 2	1- 1	0- 0	HOME	0- 1	0- 0	1- 0				
3- 1	0- 1	0- 0	AWAY	1- 0	1- 0	1- 0				
2- 1	0- 0	0- 1	NEUTRAL	1- 0	0- 0	1- 0				
5- 5	0- 3	1- 1	CONFERENCE	2- 1	0- 0	2- 0				
3- 2	0- 1	1- 1	HOME	0- 0	0- 0	2- 0				
2- 3	0- 2	0- 0	AWAY	2- 1	0- 0	0- 0				
0- 0	0- 0	0- 0	NEUTRAL	0- 0	0- 0	0- 0				

RPI 1-25				RPI 26-50				Team's RPI: 27	RPI 51-100				RPI 101+			
RPI	S	Opponent	Score	RPI	S	Opponent	Score		RPI	S	Opponent	Score	RPI	S	Opponent	Score
3	H	Louisville	67 60	33	H	Purdue	50 66		51	N	UNI	64 46	113	A	Kent St.	75 65
4	A	Stanford	52 71	40	H	Michigan	78 69		55	A	Minnesota	66 63	158	N	Valparaiso	89 38
8	A	Maryland	62 72	47	N	South Dakota	53 68		67	H	Ohio	68 74	160	H	Illinois	77 47
8	H	Maryland	65 85						73	A	Nebraska	80 74	190	H	Penn St.	80 70
10	H	UConn	62 73						89	A	Cincinnati	78 73	219	H	Radford	70 57
12	A	Iowa	68 77						100	A	Michigan St.	65 68	305	A	Sacramento St.	104 74
<hr/>																
LAST 10 Division I																
73	A	Nebraska	80 74	190	H	Penn St.	80 70									
8	H	Maryland	65 85	40	H	Michigan	78 69									
12	A	Iowa	68 77	8	A	Maryland	62 72									
160	H	Illinois	77 47	55	A	Minnesota	66 63									
100	A	Michigan St.	65 68	33	H	Purdue	50 66									

Non-Div I Games:

Ohio St.

■ Loss,
■ Non-Conf, S Site,
■ Home
■ Away
N Neutral

CHAMPION				THROUGH GAMES OF FEB. 17, 1918						
Average RPI Win:	99	WON-LOST	WINNING	LAST 10	STRENGTH OF	OPP. STRENGTH	TEAM	ADJ.	CONF.	ADJ CONF.
Average RPI Loss:	72	RECORD	PCT. RANK	GAMES	SCHEDULE	OF SCHEDULE	RPI	RPI	RPI	RPI
DIV. I ONLY	11- 10	170	4-6	2	54	39	39	3	3	
DIV. I NON-CONF.	7- 5	131	0-1	4	92	49	49	4	4	
TOTALS	RPI 1-25	RPI 26-50	W-L RECORDS	RPI 51-100	RPI 101-150	RPI 150+				
11- 10	1- 4	3- 2	OVERALL	1- 0	5- 3	1- 1				
8- 4	1- 3	1- 1	HOME	1- 0	4- 0	1- 0				
3- 5	0- 0	2- 1	AWAY	0- 0	1- 3	0- 1				
0- 1	0- 1	0- 0	NEUTRAL	0- 0	0- 0	0- 0				
7- 5	1- 2	1- 1	NON-CONFERENCE	0- 0	4- 1	1- 1				
7- 1	1- 1	1- 0	HOME	0- 0	4- 0	1- 0				
0- 3	0- 0	0- 1	AWAY	0- 0	0- 1	0- 1				
0- 1	0- 1	0- 0	NEUTRAL	0- 0	0- 0	0- 0				
4- 5	0- 2	2- 1	CONFERENCE	1- 0	1- 2	0- 0				
1- 3	0- 2	0- 1	HOME	1- 0	0- 0	0- 0				
3- 2	0- 0	2- 0	AWAY	0- 0	1- 2	0- 0				
0- 0	0- 0	0- 0	NEUTRAL	0- 0	0- 0	0- 0				

RPI 1-25				RPI 26-50				Team's RPI: 39				RPI 51-100				RPI 101+			
RPI	S	Opponent	Score	RPI	S	Opponent	Score	RPI	S	Opponent	Score	RPI	S	Opponent	Score	RPI	S	Opponent	Score
7	H	Baylor	56 77	28	H	Drake	93 84	56	H	Iowa St.	81 72	109	H	UAB	82 75				
9	H	Missouri St.	90 96	32	A	Western Ky.	63 74					114	H	SFA	75 62				
10	N	UConn	53 97	37	H	Texas	53 70					116	A	Kansas	94 82				
21	H	LSU	90 68	38	A	West Virginia	73 49					120	H	Abilene Christian	78 65				
22	H	TCU	63 82	48	A	Oklahoma St.	77 75					140	A	Kansas St.	74 92				
EAST 10 Division I																			
				116 A Kansas 94 82				38 A West Virginia 73 49											
				37 H Texas 53 70				56 H Iowa St. 81 72											
				140 A Kansas St. 74 92				48 A Oklahoma St. 77 75											
				141 A Texas Tech 84 89				7 H Baylor 56 77											
				22 H TCU 63 82				10 N UConn 53 97											

Non-Div I Games:

Oklahoma

Loss, Non-Conf, S Site, H Home A Away N Neutral

Average RPI Win:	158	WON-LOST	WINNING	LAST 10	STRENGTH OF	OPP. STRENGTH	TEAM	ADJ.	CONF.	ADJ CONF.
Average RPI Loss:	36	RECORD	PCT. RANK	GAMES	SCHEDULE	OF SCHEDULE	RPI	RPI	RPI	RPI
DIV. I ONLY	12- 9	127	4-6	10	56	48	48	3	3	
DIV. I NON-CONF.	9- 3	63	1-0	26	110	27	27	4	4	
TOTALS	RPI 1-25	RPI 26-50	W-L RECORDS	RPI 51-100	RPI 101-150	RPI 150+				
12- 9	0- 5	1- 2	OVERALL	2- 1	4- 1	5- 0				
8- 4	0- 1	0- 2	HOME	2- 1	2- 0	4- 0				
3- 3	0- 2	1- 0	AWAY	0- 0	1- 1	1- 0				
1- 2	0- 2	0- 0	NEUTRAL	0- 0	1- 0	0- 0				
9- 3	0- 3	0- 0	NON-CONFERENCE	2- 0	2- 0	5- 0				
7- 0	0- 0	0- 0	HOME	2- 0	1- 0	4- 0				
1- 1	0- 1	0- 0	AWAY	0- 0	0- 0	1- 0				
1- 2	0- 2	0- 0	NEUTRAL	0- 0	1- 0	0- 0				
3- 6	0- 2	1- 2	CONFERENCE	0- 1	2- 1	0- 0				
1- 4	0- 1	0- 2	HOME	0- 1	1- 0	0- 0				
2- 2	0- 1	1- 0	AWAY	0- 0	1- 1	0- 0				
0- 0	0- 0	0- 0	NEUTRAL	0- 0	0- 0	0- 0				

RPI S	Opponent	Score	RPI S	Opponent	Score	Team's RPI: 48	RPI S	Opponent	Score	RPI S	Opponent	Score
1	N Oregon	72 89	37	H Texas	56 61		56	H Iowa St.	63 64	110	N UT Arlington	60 47
3	N Louisville	48 69	38	A West Virginia	57 55		96	H Rice	69 38	111	H Idaho	62 47
7	A Baylor	48 94	39	H Oklahoma	75 77		99	H Duquesne	84 41	116	H Kansas	67 49
18	A Texas A&M	62 74								140	A Kansas St.	70 63
22	H TCU	68 72								141	A Texas Tech	79 109
										212	H Lamar University	74 53
										232	H Idaho St.	70 52
										243	A Tulsa	78 48
										246	H Southern U.	72 59
										253	H Oral Roberts	78 44
LAST 10 Division I												
141	A Texas Tech	79 109	140	A Kansas St.	70 63							
22	H TCU	68 72	7	A Baylor	48 94							
37	H Texas	56 61	39	H Oklahoma	75 77							
38	A West Virginia	57 55	116	H Kansas	67 49							
56	H Iowa St.	63 64	99	H Duquesne	84 41							

Non-Div I Games:

Oklahoma St.

Average RPI Win:	179	WON-LOST	WINNING	LAST 10	STRENGTH OF	OPP. STRENGTH	TEAM	ADJ.	CONF.	ADJ CONF.
Average RPI Loss:	87	RECORD	PCT. RANK	GAMES	SCHEDULE	OF SCHEDULE	RPI	RPI	RPI	RPI
DIV. I ONLY	18- 3	18	9-1	123	134	29	29	13	13	
DIV. I NON-CONF.	10- 2	29	1-0	158	193	44	44	14	14	
TOTALS	RPI 1-25	RPI 26-50	W-L RECORDS	RPI 51-100	RPI 101-150	RPI 150+				
18- 3	0- 0	1- 1	OVERALL	2- 0	5- 2	10- 0				
11- 0	0- 0	1- 0	HOME	1- 0	2- 0	7- 0				
6- 3	0- 0	0- 1	AWAY	1- 0	2- 2	3- 0				
1- 0	0- 0	0- 0	NEUTRAL	0- 0	1- 0	0- 0				
10- 2	0- 0	0- 1	NON-CONFERENCE	0- 0	5- 1	5- 0				
6- 0	0- 0	0- 0	HOME	0- 0	2- 0	4- 0				
3- 2	0- 0	0- 1	AWAY	0- 0	2- 1	1- 0				
1- 0	0- 0	0- 0	NEUTRAL	0- 0	1- 0	0- 0				
8- 1	0- 0	1- 0	CONFERENCE	2- 0	0- 1	5- 0				
5- 0	0- 0	1- 0	HOME	1- 0	0- 0	3- 0				
3- 1	0- 0	0- 0	AWAY	1- 0	0- 1	2- 0				
0- 0	0- 0	0- 0	NEUTRAL	0- 0	0- 0	0- 0				

RPI 1-25			Team's RPI: 29		RPI 51-100			RPI 101+			
RPI	S	Opponent	Score	RPI	S	Opponent	Score	RPI	S	Opponent	Score
32	H	Western Ky.	76 65	59	A	Middle Tenn.	67 56	106	A	VCU	49 62
45	A	Virginia	53 56	68	H	Charlotte	54 51	109	A	UAB	65 76
								111	N	Idaho	67 55
								121	A	Auburn	89 77
								130	H	Campbell	59 44
								131	H	Richmond	73 51
								143	A	William & Mary	69 58
								164	H	Hampton	75 38
								181	A	Fla. Atlantic	75 63
								192	H	Southern Miss.	67 50
								213	H	Mt. St. Mary's	85 34
								236	H	Louisiana Tech	77 61
								258	H	Marshall	57 46
								261	H	Winthrop	68 44
								282	A	FIU	66 39
								317	A	Cal Poly	61 55
								324	H	UMES	48 39
LAST 10 Division I											
236	H	Louisiana Tech	77 61	32	H	Western Ky.	76 65				
192	H	Southern Miss.	67 50	68	H	Charlotte	54 51				
181	A	Fla. Atlantic	75 63	109	A	UAB	65 76				
282	A	FIU	66 39	59	A	Middle Tenn.	67 56				
258	H	Marshall	57 46	213	H	Mt. St. Mary's	85 34				

Non-Div I Games:

Old Dominion

■ Loss,
 ■ Non-Conf,
 ■ S Site,
 ■ H Home
 ■ A Away
 N Neutral

Average RPI Win:	289	WON-LOST	WINNING	LAST 10	STRENGTH OF	OPP. STRENGTH	TEAM	ADJ.	CONF.	ADJ CONF.
Average RPI Loss:	104	RECORD	PCT. RANK	GAMES	SCHEDULE	OF SCHEDULE	RPI	RPI	RPI	RPI
DIV. I ONLY	7- 15	271	1-9	142	135	273	273	4	4	
DIV. I NON-CONF.	7- 6	161	1-0	300	345	293	293	5	5	
TOTALS	RPI 1-25	RPI 26-50	W-L RECORDS	RPI 51-100	RPI 101-150	RPI 150+				
7- 15	0- 4	0- 1	OVERALL	0- 2	1- 4	6- 4				
6- 8	0- 1	0- 1	HOME	0- 2	1- 2	5- 2				
0- 6	0- 3	0- 0	AWAY	0- 0	0- 2	0- 1				
1- 1	0- 0	0- 0	NEUTRAL	0- 0	0- 0	1- 1				
7- 6	0- 0	0- 0	NON-CONFERENCE	0- 0	1- 2	6- 4				
6- 3	0- 0	0- 0	HOME	0- 0	1- 1	5- 2				
0- 2	0- 0	0- 0	AWAY	0- 0	0- 1	0- 1				
1- 1	0- 0	0- 0	NEUTRAL	0- 0	0- 0	1- 1				
0- 9	0- 4	0- 1	CONFERENCE	0- 2	0- 2	0- 0				
0- 5	0- 1	0- 1	HOME	0- 2	0- 1	0- 0				
0- 4	0- 3	0- 0	AWAY	0- 0	0- 1	0- 0				
0- 0	0- 0	0- 0	NEUTRAL	0- 0	0- 0	0- 0				

RPI 1-25				RPI 26-50				RPI 51-100				RPI 101+ Team's RPI: 273			
RPI	S	Opponent	Score	RPI	S	Opponent	Score	RPI	S	Opponent	Score	RPI	S	Opponent	Score
2	H	South Carolina	32 87	44	H	Tennessee	28 84	72	H	Alabama	56 57	121	A	Auburn	43 59
14	A	Mississippi St.	39 80					75	H	Georgia	51 58	137	H	Southeast Mo. St.	53 70
18	A	Texas A&M	35 79									141	A	Texas Tech	48 84
21	A	LSU	44 52									142	H	Sam Houston St.	75 69
												148	H	Missouri	57 71
												152	H	Louisiana	42 53
												157	H	New Orleans	64 69
												192	A	Southern Miss.	53 59
												236	H	Louisiana Tech	76 53
												268	N	Pittsburgh	50 58
												295	H	Ga. Southern	69 66
												318	N	Alcorn	73 55
												332	H	Alabama St.	93 66
												347	H	La.-Monroe	66 42
												351	H	Mississippi Val.	72 53
LAST 10 Division I															
72	H	Alabama	56 57	21	A	LSU	44 52								
2	H	South Carolina	32 87	44	H	Tennessee	28 84								
14	A	Mississippi St.	39 80	18	A	Texas A&M	35 79								
121	A	Auburn	43 59	75	H	Georgia	51 58								
148	H	Missouri	57 71	332	H	Alabama St.	93 66								

Non-Div I Games:

Ole Miss

■ Loss,
 ■ Non-Conf,
 ■ S Site,
 ■ H Home
 ■ A Away
 N Neutral

Average RPI Win:	271	WON-LOST	WINNING	LAST 10	STRENGTH OF	OPP. STRENGTH	TEAM	ADJ.	CONF.	ADJ CONF.
Average RPI Loss:	150	RECORD	PCT. RANK	GAMES	SCHEDULE	OF SCHEDULE	RPI	RPI	RPI	RPI
DIV. I ONLY	4- 15	312	1-9	112	296	293	293	20	20	
DIV. I NON-CONF.	3- 8	268	0-2	137	312	278	278	18	18	
TOTALS	RPI 1-25	RPI 26-50	W-L RECORDS	RPI 51-100	RPI 101-150	RPI 150+				
4- 15	0- 0	0- 3	OVERALL	0- 2	0- 3	4- 7				
3- 7	0- 0	0- 2	HOME	0- 2	0- 0	3- 3				
0- 7	0- 0	0- 1	AWAY	0- 0	0- 2	0- 4				
1- 1	0- 0	0- 0	NEUTRAL	0- 0	0- 1	1- 0				
3- 8	0- 0	0- 1	NON-CONFERENCE	0- 1	0- 3	3- 3				
2- 3	0- 0	0- 1	HOME	0- 1	0- 0	2- 1				
0- 4	0- 0	0- 0	AWAY	0- 0	0- 2	0- 2				
1- 1	0- 0	0- 0	NEUTRAL	0- 0	0- 1	1- 0				
1- 7	0- 0	0- 2	CONFERENCE	0- 1	0- 0	1- 4				
1- 4	0- 0	0- 1	HOME	0- 1	0- 0	1- 2				
0- 3	0- 0	0- 1	AWAY	0- 0	0- 0	0- 2				
0- 0	0- 0	0- 0	NEUTRAL	0- 0	0- 0	0- 0				

RPI 1-25				RPI 26-50				RPI 51-100				RPI 101+ Team's RPI: 293			
RPI	S	Opponent	Score	RPI	S	Opponent	Score	RPI	S	Opponent	Score	RPI	S	Opponent	Score
				30	H	Creighton	54 67	51	H	UNI	45 81	106	N	VCU	66 74
				47	A	South Dakota	44 77	66	H	South Dakota St.	51 68	116	A	Kansas	48 63
				47	H	South Dakota	39 71					140	A	Kansas St.	48 73
												194	H	Cleveland St.	66 79
												201	A	North Dakota	57 63
												210	A	Northern Ky.	40 57
												211	H	Western Ill.	69 83
												228	A	Eastern Ill.	52 65
												230	H	Morgan St.	70 64
												249	H	UMKC	57 53
												253	H	Oral Roberts	60 54
												287	A	Denver	60 66
												323	H	Purdue Fort Wayne	57 58
												351	N	Mississippi Val.	78 70
LAST 10 Division I															
				47	H	South Dakota	39 71	201	A	North Dakota	57 63				
				323	H	Purdue Fort Wayne	57 58	253	H	Oral Roberts	60 54				
				211	H	Western Ill.	69 83	66	H	South Dakota St.	51 68				
				287	A	Denver	60 66	194	H	Cleveland St.	66 79				
				47	A	South Dakota	44 77	51	H	UNI	45 81				

Non-Div I Games: Peru St. 92 58 Graceland (IA) 85 46

Omaha

Loss, Non-Conf, S Site, H Home A Away N Neutral

Oral Roberts

Through Games Of Feb. 4, 2020

Average RPI Win:	241	WON-LOST	WINNING	LAST 10	STRENGTH OF	OPP. STRENGTH	TEAM	ADJ.	CONF.	ADJ CONF.
Average RPI Loss:	143	RECORD	PCT. RANK	GAMES	SCHEDULE	OF SCHEDULE	RPI	RPI	RPI	RPI
DIV. I ONLY	7- 13	257	4-6	197	157	253	253	20	20	
DIV. I NON-CONF.	3- 8	268	0-1	194	124	276	276	18	18	
TOTALS	RPI 1-25	RPI 26-50	W-L RECORDS	RPI 51-100	RPI 101-150	RPI 150+				
7- 13	0- 0	0- 3	OVERALL	0- 3	1- 2	6- 5				
6- 2	0- 0	0- 0	HOME	0- 1	1- 0	5- 1				
1- 11	0- 0	0- 3	AWAY	0- 2	0- 2	1- 4				
0- 0	0- 0	0- 0	NEUTRAL	0- 0	0- 0	0- 0				
3- 8	0- 0	0- 2	NON-CONFERENCE	0- 1	1- 2	2- 3				
3- 1	0- 0	0- 0	HOME	0- 0	1- 0	2- 1				
0- 7	0- 0	0- 2	AWAY	0- 1	0- 2	0- 2				
0- 0	0- 0	0- 0	NEUTRAL	0- 0	0- 0	0- 0				
4- 5	0- 0	0- 1	CONFERENCE	0- 2	0- 0	4- 2				
3- 1	0- 0	0- 0	HOME	0- 1	0- 0	3- 0				
1- 4	0- 0	0- 1	AWAY	0- 1	0- 0	1- 2				
0- 0	0- 0	0- 0	NEUTRAL	0- 0	0- 0	0- 0				

RPI S	Opponent	Score	RPI S	Opponent	Score	RPI S	Opponent	Score	RPI S	Opponent	Score	Team's RPI: 253
41	A Arkansas	64 96	66	A South Dakota St.	44 58	104	A Utah	58 78				
47	A South Dakota	56 79	66	H South Dakota St.	61 76	140	A Kansas St.	69 109				
48	A Oklahoma St.	44 78	73	A Nebraska	67 77	142	H Sam Houston St.	64 41				
						172	H Wichita St.	79 66				
						201	H North Dakota	75 52				
						211	A Western Ill.	61 75				
						216	A Southern Utah	58 72				
						243	A Tulsa	65 67				
						275	H Texas St.	63 57				
						286	H North Dakota St.	70 62				
						287	H Denver	84 72				
						293	A Omaha	54 60				
						310	H Houston Baptist	73 74				
						323	A Purdue Fort Wayne	79 73				
LAST 10 Division I												
66	H South Dakota St.	61 76	201	H North Dakota	75 52							
287	H Denver	84 72	286	H North Dakota St.	70 62							
47	A South Dakota	56 79	293	A Omaha	54 60							
211	A Western Ill.	61 75	66	A South Dakota St.	44 58							
323	A Purdue Fort Wayne	79 73	48	A Oklahoma St.	44 78							

Non-Div I Games: Rogers St. 80 40 Cent. Christian (KS114 60

Oral Roberts

Loss, Non-Conf, S Site, H Home A Away N Neutral

Average RPI Win: 103		WON-LOST	WINNING	LAST 10	STRENGTH OF	OPP. STRENGTH	TEAM	ADJ.	CONF.	ADJ CONF.
Average RPI Loss: 17		RECORD	PCT. RANK	GAMES	SCHEDULE	OF SCHEDULE	RPI	RPI	RPI	RPI
DIV. I ONLY		20- 2	8	9-1	6	16	1	1	1	1
DIV. I NON-CONF.		11- 1	13	1-0	51	51	10	10	1	1
TOTALS		RPI 1-25	RPI 26-50	W-L RECORDS	RPI 51-100	RPI 101-150	RPI 150+			
20- 2	4- 1		4- 1	OVERALL	1- 0	8- 0	3- 0			
11- 0	2- 0		1- 0	HOME	1- 0	5- 0	2- 0			
7- 1	2- 0		2- 1	AWAY	0- 0	2- 0	1- 0			
2- 1	0- 1		1- 0	NEUTRAL	0- 0	1- 0	0- 0			
11- 1	1- 1		1- 0	NON-CONFERENCE	1- 0	5- 0	3- 0			
6- 0	0- 0		0- 0	HOME	1- 0	3- 0	2- 0			
3- 0	1- 0		0- 0	AWAY	0- 0	1- 0	1- 0			
2- 1	0- 1		1- 0	NEUTRAL	0- 0	1- 0	0- 0			
9- 1	3- 0		3- 1	CONFERENCE	0- 0	3- 0	0- 0			
5- 0	2- 0		1- 0	HOME	0- 0	2- 0	0- 0			
4- 1	1- 0		2- 1	AWAY	0- 0	1- 0	0- 0			
0- 0	0- 0		0- 0	NEUTRAL	0- 0	0- 0	0- 0			

RPI 1-25				Team's RPI: 1		RPI 26-50				RPI 51-100				RPI 101+					
RPI	S	Opponent	Score		RPI	S	Opponent	Score		RPI	S	Opponent	Score		RPI	S	Opponent	Score	
3	N	Louisville	62	72	26	A	Arizona	71	64	66	H	South Dakota St.	95	56	103	H	Texas Southern	99	63
4	H	Stanford	87	55	31	A	Arizona St.	66	72						104	A	Utah	90	63
10	A	UConn	74	56	48	N	Oklahoma St.	89	72						104	H	Utah	88	51
11	A	Oregon St.	66	57	49	A	Colorado	101	53						110	N	UT Arlington	91	54
11	H	Oregon St.	76	64	49	H	Colorado	104	46						119	A	Syracuse	81	64
															128	H	California	105	55
															129	H	Northeastern	89	47
															140	H	Kansas St.	89	51
															259	A	Long Beach St.	81	45
															294	H	Utah St.	109	52
															298	H	UC Riverside	84	41
LAST 10 Division I																			
					10	A	UConn	74	56	128	H	California	105	55					
					49	A	Colorado	101	53	4	H	Stanford	87	55					
					104	A	Utah	90	63	26	A	Arizona	71	64					
					11	A	Oregon St.	66	57	31	A	Arizona St.	66	72					
					11	H	Oregon St.	76	64	104	H	Utah	88	51					

Non-Div I Games:

Oregon

Loss, Non-Conf, S Site, H Home A Away N Neutral

Average RPI Win:	121	WON-LOST	WINNING	LAST 10	STRENGTH OF	OPP. STRENGTH	TEAM	ADJ.	CONF.	ADJ CONF.
Average RPI Loss:	9	RECORD	PCT. RANK	GAMES	SCHEDULE	OF SCHEDULE	RPI	RPI	RPI	RPI
DIV. I ONLY	18- 4	24	6-4	9	28	11	11	1	1	
DIV. I NON-CONF.	12- 0	1	0	62	91	5	5	1	1	
TOTALS	RPI 1-25	RPI 26-50	W-L RECORDS	RPI 51-100	RPI 101-150	RPI 150+				
18- 4	2- 3	3- 1	OVERALL	2- 0	5- 0	6- 0				
11- 2	2- 2	1- 0	HOME	0- 0	3- 0	5- 0				
4- 2	0- 1	2- 1	AWAY	1- 0	1- 0	0- 0				
3- 0	0- 0	0- 0	NEUTRAL	1- 0	1- 0	1- 0				
12- 0	2- 0	0- 0	NON-CONFERENCE	2- 0	2- 0	6- 0				
8- 0	2- 0	0- 0	HOME	0- 0	1- 0	5- 0				
1- 0	0- 0	0- 0	AWAY	1- 0	0- 0	0- 0				
3- 0	0- 0	0- 0	NEUTRAL	1- 0	1- 0	1- 0				
6- 4	0- 3	3- 1	CONFERENCE	0- 0	3- 0	0- 0				
3- 2	0- 2	1- 0	HOME	0- 0	2- 0	0- 0				
3- 2	0- 1	2- 1	AWAY	0- 0	1- 0	0- 0				
0- 0	0- 0	0- 0	NEUTRAL	0- 0	0- 0	0- 0				

RPI	S	Opponent	Score	RPI	S	Opponent	Score	RPI	S	Opponent	Score	RPI	S	Opponent	Score
1	A	Oregon	64 76	26	A	Arizona	63 61	60	A	Miami (FL)	75 53	104	A	Utah	77 65
1	H	Oregon	57 66	31	A	Arizona St.	47 55	65	N	BYU	65 34	104	H	Utah	77 48
4	H	Stanford	58 61	49	A	Colorado	79 52					107	N	Liberty	68 55
9	H	Missouri St.	80 69	49	H	Colorado	72 60					108	H	Pacific	69 57
20	H	DePaul	98 77									128	H	California	81 44
												159	N	Northern Ariz.	91 57
												191	H	Hawaii	64 32
												200	H	CSU Bakersfield	69 50
												216	H	Southern Utah	95 45
												294	H	Utah St.	75 46
												297	H	UC Irvine	86 57
LAST 10 Division I															
104	A	Utah	77 65	128	H	California	81 44								
49	A	Colorado	79 52	31	A	Arizona St.	47 55								
1	H	Oregon	57 66	26	A	Arizona	63 61								
1	A	Oregon	64 76	49	H	Colorado	72 60								
4	H	Stanford	58 61	104	H	Utah	77 48								

Non-Div I Games:

Oregon St.

■ Loss,
 ■ Non-Conf,
 ■ S Site,
 ■ H Home
 ■ A Away
 N Neutral

Average RPI Win: 230	WON-LOST	WINNING	LAST 10	STRENGTH OF	OPP. STRENGTH	TEAM	ADJ.	CONF.	ADJ CONF.
Average RPI Loss: 108	RECORD	PCT. RANK	GAMES	SCHEDULE	OF SCHEDULE	RPI	RPI	RPI	RPI
DIV. I ONLY	13- 9	118	6-4	173	112	108	108	11	11
DIV. I NON-CONF.	7- 4	100	0	172	141	98	98	11	11

TOTALS	RPI 1-25	RPI 26-50	W-L RECORDS	RPI 51-100	RPI 101-150	RPI 150+			
13- 9	0- 3	0- 0	OVERALL	1- 1	0- 1	12- 4			
6- 2	0- 0	0- 0	HOME	0- 1	0- 1	6- 0			
6- 6	0- 3	0- 0	AWAY	1- 0	0- 0	5- 3			
1- 1	0- 0	0- 0	NEUTRAL	0- 0	0- 0	1- 1			
7- 4	0- 2	0- 0	NON-CONFERENCE	1- 0	0- 0	6- 2			
4- 0	0- 0	0- 0	HOME	0- 0	0- 0	4- 0			
2- 3	0- 2	0- 0	AWAY	1- 0	0- 0	1- 1			
1- 1	0- 0	0- 0	NEUTRAL	0- 0	0- 0	1- 1			
6- 5	0- 1	0- 0	CONFERENCE	0- 1	0- 1	6- 2			
2- 2	0- 0	0- 0	HOME	0- 1	0- 1	2- 0			
4- 3	0- 1	0- 0	AWAY	0- 0	0- 0	4- 2			
0- 0	0- 0	0- 0	NEUTRAL	0- 0	0- 0	0- 0			

RPI 1-25				RPI 26-50				RPI 51-100				RPI 101+ Team's RPI: 108			
RPI	S	Opponent	Score	RPI	S	Opponent	Score	RPI	S	Opponent	Score	RPI	S	Opponent	Score
5	A	Gonzaga	67 68					57	A	Drexel	58 51	124	H	San Diego	64 66
6	A	UCLA	57 68					65	H	BYU	66 76	154	A	Portland	77 73
11	A	Oregon St.	57 69									166	N	Toledo	65 66
												174	A	Saint Mary's (CA)	68 66
												180	A	Santa Clara	65 75
												200	A	CSU Bakersfield	70 80
												218	A	Pepperdine	54 59
												218	H	Pepperdine	64 63
												220	H	SMU	77 49
												225	A	San Francisco	84 61
												249	H	UMKC	89 60
												263	A	LMU (CA)	87 70
												263	H	LMU (CA)	76 67
												265	A	UC Santa Barbara	63 53
												278	H	Indiana St.	83 66
												304	N	St. Francis Brooklyn	71 62
												316	H	Weber St.	76 53

LAST 10 Division I															
263	A	LMU (CA)	87 70	5	A	Gonzaga	67 68								
218	A	Pepperdine	54 59	154	A	Portland	77 73								
174	A	Saint Mary's (CA)	68 66	218	H	Pepperdine	64 63								
124	H	San Diego	64 66	263	H	LMU (CA)	76 67								
65	H	BYU	66 76	225	A	San Francisco	84 61								

Non-Div I Games:

Pacific

■ Loss,
■ Non-Conf,
■ S Site,
■ H Home
■ A Away
N Neutral

Average RPI Win:	227	WON-LOST	WINNING	LAST 10	STRENGTH OF	OPP. STRENGTH	TEAM	ADJ.	CONF.	ADJ CONF.
Average RPI Loss:	66	RECORD	PCT. RANK	GAMES	SCHEDULE	OF SCHEDULE	RPI	RPI	RPI	RPI
DIV. I ONLY	10- 5	76	6-4	251	85	102	102	8	8	
DIV. I NON-CONF.	9- 3	63	5-2	314	57	107	107	8	8	
TOTALS	RPI 1-25	RPI 26-50	W-L RECORDS	RPI 51-100	RPI 101-150	RPI 150+				
10- 5	0- 1	0- 1	OVERALL	1- 2	0- 1	9- 0				
5- 1	0- 1	0- 0	HOME	1- 0	0- 0	4- 0				
5- 4	0- 0	0- 1	AWAY	0- 2	0- 1	5- 0				
0- 0	0- 0	0- 0	NEUTRAL	0- 0	0- 0	0- 0				
9- 3	0- 0	0- 1	NON-CONFERENCE	1- 2	0- 0	8- 0				
5- 0	0- 0	0- 0	HOME	1- 0	0- 0	4- 0				
4- 3	0- 0	0- 1	AWAY	0- 2	0- 0	4- 0				
0- 0	0- 0	0- 0	NEUTRAL	0- 0	0- 0	0- 0				
1- 2	0- 1	0- 0	CONFERENCE	0- 0	0- 1	1- 0				
0- 1	0- 1	0- 0	HOME	0- 0	0- 0	0- 0				
1- 1	0- 0	0- 0	AWAY	0- 0	0- 1	1- 0				
0- 0	0- 0	0- 0	NEUTRAL	0- 0	0- 0	0- 0				

RPI 1-25				RPI 26-50				RPI 51-100				RPI 101+				Team's RPI: 102
RPI	S	Opponent	Score	RPI	S	Opponent	Score	RPI	S	Opponent	Score	RPI	S	Opponent	Score	
19	H	Princeton	55 75	42	A	Duke	50 66	54	A	Temple	72 76	125	A	Harvard	51 58	
								57	H	Drexel	53 49	167	A	Dartmouth	66 33	
								88	A	Villanova	58 70	191	A	Hawaii	70 55	
												204	A	La Salle	65 49	
												209	A	Saint Joseph's	55 45	
												227	H	Stetson	81 41	
												234	H	Iona	74 42	
												307	H	Siena	92 44	
												330	A	NJIT	85 51	
												345	H	Hartford	74 46	
LAST 10 Division I																
167	A	Dartmouth	66 33	191	A	Hawaii	70 55									
125	A	Harvard	51 58	57	H	Drexel	53 49									
54	A	Temple	72 76	227	H	Stetson	81 41									
88	A	Villanova	58 70	204	A	La Salle	65 49									
19	H	Princeton	55 75	345	H	Hartford	74 46									

Non-Div I Games: Chaminade 90 39

Penn

Average RPI Win:	208	WON-LOST	WINNING	LAST 10	STRENGTH OF	OPP. STRENGTH	TEAM	ADJ.	CONF.	ADJ CONF.
Average RPI Loss:	78	RECORD	PCT. RANK	GAMES	SCHEDULE	OF SCHEDULE	RPI	RPI	RPI	RPI
DIV. I ONLY	7- 15	271	1-9	47	55	190	190	2	2	
DIV. I NON-CONF.	6- 5	151	0	223	249	216	216	2	2	
TOTALS	RPI 1-25	RPI 26-50	W-L RECORDS	RPI 51-100	RPI 101-150	RPI 150+				
7- 15	0- 5	0- 4	OVERALL	1- 2	1- 1	5- 3				
5- 8	0- 3	0- 1	HOME	1- 2	1- 0	3- 2				
1- 6	0- 2	0- 3	AWAY	0- 0	0- 1	1- 0				
1- 1	0- 0	0- 0	NEUTRAL	0- 0	0- 0	1- 1				
6- 5	0- 1	0- 0	NON-CONFERENCE	0- 1	1- 0	5- 3				
4- 3	0- 0	0- 0	HOME	0- 1	1- 0	3- 2				
1- 1	0- 1	0- 0	AWAY	0- 0	0- 0	1- 0				
1- 1	0- 0	0- 0	NEUTRAL	0- 0	0- 0	1- 1				
1- 10	0- 4	0- 4	CONFERENCE	1- 1	0- 1	0- 0				
1- 5	0- 3	0- 1	HOME	1- 1	0- 0	0- 0				
0- 5	0- 1	0- 3	AWAY	0- 0	0- 1	0- 0				
0- 0	0- 0	0- 0	NEUTRAL	0- 0	0- 0	0- 0				

RPI	S	Opponent	Score	RPI	S	Opponent	Score	RPI	S	Opponent	Score	RPI	S	Opponent	Score	Team's RPI: 190
12	H	Iowa	66 77	27	A	Ohio St.	70 80	55	H	Minnesota	74 81	112	A	Wisconsin	65 71	
13	H	Indiana	60 76	33	A	Purdue	68 81	85	H	Rider	70 78	115	H	Fordham	72 59	
16	A	Northwestern	59 85	40	A	Michigan	48 82	100	H	Michigan St.	86 73	178	H	Clemson	68 55	
16	H	Northwestern	59 82	46	H	Rutgers	57 62					193	A	Towson	73 67	
19	A	Princeton	55 72									204	H	La Salle	67 69	
												237	H	George Mason	68 78	
												259	N	Long Beach St.	56 64	
												268	H	Pittsburgh	78 73	
												284	H	Sacred Heart	88 65	
												321	N	N.C. Central	92 68	
LAST 10 Division I																
16	H	Northwestern	59 82	46	H	Rutgers	57 62									
12	H	Iowa	66 77	27	A	Ohio St.	70 80									
33	A	Purdue	68 81	100	H	Michigan St.	86 73									
13	H	Indiana	60 76	112	A	Wisconsin	65 71									
16	A	Northwestern	59 85	40	A	Michigan	48 82									

Non-Div I Games:

Penn St.

■ Loss,
 ■ Non-Conf,
 ■ S Site,
 ■ H Home
 ■ A Away
 N Neutral

Pepperdine

Through Games Of Feb. 4, 2020

Average RPI Win: 214	WON-LOST	WINNING	LAST 10	STRENGTH OF	OPP. STRENGTH	TEAM	ADJ.	CONF.	ADJ CONF.
Average RPI Loss: 133	RECORD	PCT. RANK	GAMES	SCHEDULE	OF SCHEDULE	RPI	RPI	RPI	RPI
DIV. I ONLY	9- 10	199	4-6	229	109	218	218	11	11
DIV. I NON-CONF.	4- 4	164	0	318	173	251	251	11	11
TOTALS	RPI 1-25	RPI 26-50	W-L RECORDS	RPI 51-100	RPI 101-150	RPI 150+			
9- 10	0- 1	0- 0	OVERALL	0- 2	2- 2	7- 5			
7- 4	0- 0	0- 0	HOME	0- 1	2- 0	5- 3			
2- 6	0- 1	0- 0	AWAY	0- 1	0- 2	2- 2			
0- 0	0- 0	0- 0	NEUTRAL	0- 0	0- 0	0- 0			
4- 4	0- 0	0- 0	NON-CONFERENCE	0- 1	0- 1	4- 2			
2- 2	0- 0	0- 0	HOME	0- 0	0- 0	2- 2			
2- 2	0- 0	0- 0	AWAY	0- 1	0- 1	2- 0			
0- 0	0- 0	0- 0	NEUTRAL	0- 0	0- 0	0- 0			
5- 6	0- 1	0- 0	CONFERENCE	0- 1	2- 1	3- 3			
5- 2	0- 0	0- 0	HOME	0- 1	2- 0	3- 1			
0- 4	0- 1	0- 0	AWAY	0- 0	0- 1	0- 2			
0- 0	0- 0	0- 0	NEUTRAL	0- 0	0- 0	0- 0			

RPI S Opponent	Score	RPI S Opponent	Score	RPI S Opponent	Score	RPI S Opponent	Score
5 A Gonzaga	36 70			65 H BYU	47 65	101 A Boise St.	74 76
				83 A Washington St.	48 85	108 A Pacific	63 64
						108 H Pacific	59 54
						124 H San Diego	73 57
						154 A Portland	67 69
						168 H UC Davis	70 67
						174 A Saint Mary's (CA)	78 85
						174 H Saint Mary's (CA)	73 64
						180 H Santa Clara	79 71
						188 H UNLV	44 69
						191 H Hawaii	51 52
						225 H San Francisco	82 70
						263 H LMU (CA)	77 84
						308 A Eastern Wash.	53 52
						317 H Cal Poly	63 53
						320 A New Mexico St.	72 69
LAST 10 Division I							
174 H Saint Mary's (CA)	73 64	225 H San Francisco	82 70				
108 H Pacific	59 54	180 H Santa Clara	79 71				
154 A Portland	67 69	108 A Pacific	63 64				
5 A Gonzaga	36 70	174 A Saint Mary's (CA)	78 85				
263 H LMU (CA)	77 84	65 H BYU	47 65				

Non-Div I Games: Concordia (CA) 76 57 Cal St. L.A. 79 56

Pepperdine

Loss, **Non-Conf**, **S Site**, **H Home** **A Away** **N Neutral**

Average RPI Win:	258	WON-LOST	WINNING	LAST 10	STRENGTH OF	OPP. STRENGTH	TEAM	ADJ.	CONF.	ADJ CONF.
Average RPI Loss:	94	RECORD	PCT. RANK	GAMES	SCHEDULE	OF SCHEDULE	RPI	RPI	RPI	RPI
DIV. I ONLY	4- 17	315	1-9	79	87	268	268	5	5	
DIV. I NON-CONF.	3- 8	268	0	235	226	309	309	3	3	
TOTALS	RPI 1-25	RPI 26-50	W-L RECORDS	RPI 51-100	RPI 101-150	RPI 150+				
4- 17	0- 3	0- 1	OVERALL	1- 7	0- 2	3- 4				
3- 9	0- 2	0- 0	HOME	1- 3	0- 2	2- 2				
0- 7	0- 1	0- 1	AWAY	0- 3	0- 0	0- 2				
1- 1	0- 0	0- 0	NEUTRAL	0- 1	0- 0	1- 0				
3- 8	0- 0	0- 0	NON-CONFERENCE	0- 5	0- 0	3- 3				
2- 4	0- 0	0- 0	HOME	0- 2	0- 0	2- 2				
0- 3	0- 0	0- 0	AWAY	0- 2	0- 0	0- 1				
1- 1	0- 0	0- 0	NEUTRAL	0- 1	0- 0	1- 0				
1- 9	0- 3	0- 1	CONFERENCE	1- 2	0- 2	0- 1				
1- 5	0- 2	0- 0	HOME	1- 1	0- 2	0- 0				
0- 4	0- 1	0- 1	AWAY	0- 1	0- 0	0- 1				
0- 0	0- 0	0- 0	NEUTRAL	0- 0	0- 0	0- 0				

RPI S	Opponent	Score	RPI S	Opponent	Score	RPI S	Opponent	Score	RPI S	Opponent	Score	Team's RPI: 268
3	A Louisville	49 83	34	A Virginia Tech	56 68	58	A North Carolina	62 70	105	H Notre Dame	52 60	
15	H NC State	44 88				61	H Boston College	70 79	119	H Syracuse	51 69	
23	H Florida St.	41 66				62	A UCF	58 74	173	H Miami (OH)	71 80	
						67	N Ohio	50 72	178	A Clemson	67 75	
						84	H Stony Brook	56 59	190	A Penn St.	73 78	
						89	A Cincinnati	53 69	238	H Georgetown	56 66	
						92	H Wake Forest	53 48	273	N Ole Miss	58 50	
						99	H Duquesne	62 81	322	H Fairleigh Dickinson	69 60	
									344	H Central Conn. St.	81 73	
LAST 10 Division I												
23	H Florida St.	41 66	178	A Clemson	67 75							
92	H Wake Forest	53 48	34	A Virginia Tech	56 68							
3	A Louisville	49 83	61	H Boston College	70 79							
15	H NC State	44 88	105	H Notre Dame	52 60							
119	H Syracuse	51 69	58	A North Carolina	62 70							

Non-Div I Games:

Pittsburgh

■ Loss,
■ Non-Conf, S Site,
■ Home
■ Away
N Neutral

Average RPI Win: 216	WON-LOST	WINNING	LAST 10	STRENGTH OF	OPP. STRENGTH	TEAM	ADJ.	CONF.	ADJ CONF.
Average RPI Loss: 125	RECORD	PCT. RANK	GAMES	SCHEDULE	OF SCHEDULE	RPI	RPI	RPI	RPI
DIV. I ONLY	11- 9	139	6-4	157	154	154	154	11	11
DIV. I NON-CONF.	5- 4	140	0	237	328	201	201	11	11
TOTALS	RPI 1-25	RPI 26-50	W-L RECORDS	RPI 51-100	RPI 101-150	RPI 150+			
11- 9	0- 1	0- 0	OVERALL	2- 1	0- 5	9- 2			
5- 6	0- 0	0- 0	HOME	1- 1	0- 4	4- 1			
6- 3	0- 1	0- 0	AWAY	1- 0	0- 1	5- 1			
0- 0	0- 0	0- 0	NEUTRAL	0- 0	0- 0	0- 0			
5- 4	0- 0	0- 0	NON-CONFERENCE	1- 0	0- 2	4- 2			
2- 3	0- 0	0- 0	HOME	1- 0	0- 2	1- 1			
3- 1	0- 0	0- 0	AWAY	0- 0	0- 0	3- 1			
0- 0	0- 0	0- 0	NEUTRAL	0- 0	0- 0	0- 0			
6- 5	0- 1	0- 0	CONFERENCE	1- 1	0- 3	5- 0			
3- 3	0- 0	0- 0	HOME	0- 1	0- 2	3- 0			
3- 2	0- 1	0- 0	AWAY	1- 0	0- 1	2- 0			
0- 0	0- 0	0- 0	NEUTRAL	0- 0	0- 0	0- 0			

RPI 1-25				RPI 26-50				RPI 51-100				RPI 101+ Team's RPI: 154			
RPI	S	Opponent	Score	RPI	S	Opponent	Score	RPI	S	Opponent	Score	RPI	S	Opponent	Score
5	A	Gonzaga	57 62					65	A	BYU	57 48	108	H	Pacific	73 77
								65	H	BYU	54 66	118	H	Loyola Chicago	64 78
								71	H	Fresno St.	75 64	120	H	Abilene Christian	69 76
												124	A	San Diego	55 74
												124	H	San Diego	58 62
												174	H	Saint Mary's (CA)	78 65
												180	A	Santa Clara	80 77
												187	H	Portland St.	71 77
												218	H	Pepperdine	69 67
												225	A	San Francisco	73 66
												251	H	Grand Canyon	73 41
												263	H	LMU (CA)	74 49
												272	A	CSUN	64 73
												294	A	Utah St.	70 64
												315	A	Air Force	72 56
												316	A	Weber St.	78 59
LAST 10 Division I															
124	H	San Diego	58 62	225	A	San Francisco	73 66								
65	H	BYU	54 66	174	H	Saint Mary's (CA)	78 65								
218	H	Pepperdine	69 67	108	H	Pacific	73 77								
263	H	LMU (CA)	74 49	65	A	BYU	57 48								
180	A	Santa Clara	80 77	124	A	San Diego	55 74								

Non-Div I Games: Warner Pacific 78 36 Willamette 82 42

Portland

■ Loss,
 ■ Non-Conf, S Site,
 ■ Home
 ■ Away
 N Neutral

Average RPI Win:	225	WON-LOST	WINNING	LAST 10	STRENGTH OF	OPP. STRENGTH	TEAM	ADJ.	CONF.	ADJ CONF.
Average RPI Loss:	190	RECORD	PCT. RANK	GAMES	SCHEDULE	OF SCHEDULE	RPI	RPI	RPI	RPI
DIV. I ONLY	11- 9	139	6-4	244	273	187	187	18	18	
DIV. I NON-CONF.	5- 4	140	0	177	314	141	141	17	17	
TOTALS	RPI 1-25	RPI 26-50	W-L RECORDS	RPI 51-100	RPI 101-150	RPI 150+				
11- 9	0- 0	0- 1	OVERALL	0- 1	1- 1	10- 6				
6- 3	0- 0	0- 1	HOME	0- 1	1- 0	5- 1				
5- 5	0- 0	0- 0	AWAY	0- 0	0- 1	5- 4				
0- 1	0- 0	0- 0	NEUTRAL	0- 0	0- 0	0- 1				
5- 4	0- 0	0- 1	NON-CONFERENCE	0- 0	0- 1	5- 2				
2- 1	0- 0	0- 1	HOME	0- 0	0- 0	2- 0				
3- 2	0- 0	0- 0	AWAY	0- 0	0- 1	3- 1				
0- 1	0- 0	0- 0	NEUTRAL	0- 0	0- 0	0- 1				
6- 5	0- 0	0- 0	CONFERENCE	0- 1	1- 0	5- 4				
4- 2	0- 0	0- 0	HOME	0- 1	1- 0	3- 1				
2- 3	0- 0	0- 0	AWAY	0- 0	0- 0	2- 3				
0- 0	0- 0	0- 0	NEUTRAL	0- 0	0- 0	0- 0				

RPI 1-25	RPI 26-50	RPI 51-100	RPI 101+	Team's RPI: 187
RPI S Opponent Score	RPI S Opponent Score	RPI S Opponent Score	RPI S Opponent Score	
	44 H Tennessee 61 88	93 H Montana St. 62 73	101 A Boise St. 57 82	
			111 H Idaho 74 53	
			154 A Portland 77 71	
			159 H Northern Ariz. 66 54	
			168 A UC Davis 76 70	
			186 A Montana 55 62	
			186 H Montana 78 65	
			216 A Southern Utah 58 71	
			222 A Northern Colo. 58 77	
			232 A Idaho St. 69 64	
			249 A UMKC 69 87	
			251 H Grand Canyon 69 46	
			289 H Nevada 80 75	
			297 A UC Irvine 70 61	
			297 N UC Irvine 75 83	
			305 H Sacramento St. 70 73	
			308 H Eastern Wash. 75 58	
			316 A Weber St. 76 57	
LAST 10 Division I				
186 A Montana 55 62	186 H Montana 78 65			
159 H Northern Ariz. 66 54	93 H Montana St. 62 73			
305 H Sacramento St. 70 73	308 H Eastern Wash. 75 58			
316 A Weber St. 76 57	111 H Idaho 74 53			
232 A Idaho St. 69 64	216 A Southern Utah 58 71			

Non-Div I Games: Multnomah 104 48

Portland St.

Average RPI Win:	338	WON-LOST	WINNING	LAST 10	STRENGTH OF	OPP. STRENGTH	TEAM	ADJ.	CONF.	ADJ CONF.
Average RPI Loss:	140	RECORD	PCT. RANK	GAMES	SCHEDULE	OF SCHEDULE	RPI	RPI	RPI	RPI
DIV. I ONLY	4- 14	308	4-6	230	268	296	296	31	31	
DIV. I NON-CONF.	0- 9	338	0-1	21	52	256	256	31	31	
TOTALS	RPI 1-25	RPI 26-50	W-L RECORDS	RPI 51-100	RPI 101-150	RPI 150+				
4- 14	0- 1	0- 2	OVERALL	0- 1	0- 5	4- 5				
2- 3	0- 0	0- 0	HOME	0- 0	0- 1	2- 2				
2- 9	0- 1	0- 2	AWAY	0- 1	0- 3	2- 2				
0- 2	0- 0	0- 0	NEUTRAL	0- 0	0- 1	0- 1				
0- 9	0- 1	0- 2	NON-CONFERENCE	0- 1	0- 4	0- 1				
0- 1	0- 0	0- 0	HOME	0- 0	0- 1	0- 0				
0- 6	0- 1	0- 2	AWAY	0- 1	0- 2	0- 0				
0- 2	0- 0	0- 0	NEUTRAL	0- 0	0- 1	0- 1				
4- 5	0- 0	0- 0	CONFERENCE	0- 0	0- 1	4- 4				
2- 2	0- 0	0- 0	HOME	0- 0	0- 0	2- 2				
2- 3	0- 0	0- 0	AWAY	0- 0	0- 1	2- 2				
0- 0	0- 0	0- 0	NEUTRAL	0- 0	0- 0	0- 0				

RPI 1-25				RPI 26-50				RPI 51-100				RPI 101+ Team's RPI: 296			
RPI	S	Opponent	Score	RPI	S	Opponent	Score	RPI	S	Opponent	Score	RPI	S	Opponent	Score
18	A	Texas A&M	38 80	26	A	Arizona	48 83	96	A	Rice	55 77	103	A	Texas Southern	65 88
				39	A	Oklahoma	48 94					112	A	Wisconsin	42 68
												117	H	Florida	44 51
												123	N	A&M-Corpus Christi	52 64
												141	A	Texas Tech	48 82
												160	A	Jackson St.	49 53
												173	N	Miami (OH)	52 65
												246	H	Southern U.	48 68
												281	A	Alabama A&M	44 54
												318	H	Alcorn	63 68
												319	H	Ark.-Pine Bluff	61 51
												332	A	Alabama St.	62 59
												348	A	Grambling	67 54
												351	H	Mississippi Val.	81 47
LAST 10 Division I															
281	A	Alabama A&M	44 54	348	A	Grambling	67 54								
332	A	Alabama St.	62 59	103	A	Texas Southern	65 88								
351	H	Mississippi Val.	81 47	246	H	Southern U.	48 68								
319	H	Ark.-Pine Bluff	61 51	318	H	Alcorn	63 68								
160	A	Jackson St.	49 53	112	A	Wisconsin	42 68								

Non-Div I Games: Huston-Tillotson 79 60 Wiley 75 42 Tex. A&M-Kingsville85 55

Presbyterian

Through Games Of Feb. 4, 2020

Average RPI Win:	303	WON-LOST	WINNING	LAST 10	STRENGTH OF	OPP. STRENGTH	TEAM	ADJ.	CONF.	ADJ CONF.
Average RPI Loss:	205	RECORD	PCT. RANK	GAMES	SCHEDULE	OF SCHEDULE	RPI	RPI	RPI	RPI
DIV. I ONLY	5- 14	290	3-7	300	333	309	309	26	26	
DIV. I NON-CONF.	2- 5	259	0	270	258	287	287	28	28	
TOTALS	RPI 1-25	RPI 26-50	W-L RECORDS	RPI 51-100	RPI 101-150	RPI 150+				
5- 14	0- 0	0- 1	OVERALL	0- 0	0- 2	5- 11				
2- 5	0- 0	0- 0	HOME	0- 0	0- 1	2- 4				
3- 9	0- 0	0- 1	AWAY	0- 0	0- 1	3- 7				
0- 0	0- 0	0- 0	NEUTRAL	0- 0	0- 0	0- 0				
2- 5	0- 0	0- 1	NON-CONFERENCE	0- 0	0- 1	2- 3				
1- 1	0- 0	0- 0	HOME	0- 0	0- 0	1- 1				
1- 4	0- 0	0- 1	AWAY	0- 0	0- 1	1- 2				
0- 0	0- 0	0- 0	NEUTRAL	0- 0	0- 0	0- 0				
3- 9	0- 0	0- 0	CONFERENCE	0- 0	0- 1	3- 8				
1- 4	0- 0	0- 0	HOME	0- 0	0- 1	1- 3				
2- 5	0- 0	0- 0	AWAY	0- 0	0- 0	2- 5				
0- 0	0- 0	0- 0	NEUTRAL	0- 0	0- 0	0- 0				

RPI 1-25			RPI 26-50			RPI 51-100			RPI 101+			Team's RPI: 309
RPI	S	Opponent	Score	RPI	S	Opponent	Score	RPI	S	Opponent	Score	
				38	A	West Virginia	40 56					
								117	A	Florida	46 60	
								130	H	Campbell	47 53	
								160	A	Illinois	52 71	
								164	H	Hampton	42 71	
								196	A	High Point	55 60	
								219	A	Radford	42 54	
								219	H	Radford	39 65	
								242	A	Gardner-Webb	56 53	
								244	H	Longwood	60 71	
								247	H	Col. of Charleston	58 54	
								254	A	UNC Asheville	39 54	
								256	H	UNCW	60 70	
								261	A	Winthrop	54 61	
								271	A	Wofford	60 67	
								335	A	USC Upstate	60 70	
								335	H	USC Upstate	55 42	
								340	A	Charleston So.	67 46	
								350	A	South Carolina St.	70 49	
LAST 10 Division I												
				335	A	USC Upstate	60 70	130	H	Campbell	47 53	
				219	H	Radford	39 65	242	A	Gardner-Webb	56 53	
				340	A	Charleston So.	67 46	261	A	Winthrop	54 61	
				335	H	USC Upstate	55 42	164	H	Hampton	42 71	
				196	A	High Point	55 60	244	H	Longwood	60 71	

Non-Div I Games: William Peace 72 35 Brevard 74 45

Presbyterian

Loss, Non-Conf, S Site, H Home A Away N Neutral

Average RPI Win:	162	WON-LOST	WINNING	LAST 10	STRENGTH OF	OPP. STRENGTH	TEAM	ADJ.	CONF.	ADJ CONF.
Average RPI Loss:	12	RECORD	PCT. RANK	GAMES	SCHEDULE	OF SCHEDULE	RPI	RPI	RPI	RPI
DIV. I ONLY	15- 1	7	10-0	105	99	19	19	8	8	
DIV. I NON-CONF.	12- 1	9	7-0	150	68	20	20	8	8	
TOTALS	RPI 1-25	RPI 26-50	W-L RECORDS	RPI 51-100	RPI 101-150	RPI 150+				
15- 1	1- 1	0- 0	OVERALL	4- 0	4- 0	6- 0				
7- 0	1- 0	0- 0	HOME	1- 0	0- 0	5- 0				
8- 1	0- 1	0- 0	AWAY	3- 0	4- 0	1- 0				
0- 0	0- 0	0- 0	NEUTRAL	0- 0	0- 0	0- 0				
12- 1	1- 1	0- 0	NON-CONFERENCE	4- 0	2- 0	5- 0				
7- 0	1- 0	0- 0	HOME	1- 0	0- 0	5- 0				
5- 1	0- 1	0- 0	AWAY	3- 0	2- 0	0- 0				
0- 0	0- 0	0- 0	NEUTRAL	0- 0	0- 0	0- 0				
3- 0	0- 0	0- 0	CONFERENCE	0- 0	2- 0	1- 0				
0- 0	0- 0	0- 0	HOME	0- 0	0- 0	0- 0				
3- 0	0- 0	0- 0	AWAY	0- 0	2- 0	1- 0				
0- 0	0- 0	0- 0	NEUTRAL	0- 0	0- 0	0- 0				

RPI	S	Opponent	Score
12	A	Iowa	75 77
25	H	FGCU	67 53

RPI	S	Opponent	Score
-----	---	----------	-------

RPI	S	Opponent	Score
76	A	Seton Hall	78 76
82	A	Marist	62 50
85	H	Rider	80 47
90	A	Saint Louis	66 50

RPI	S	Opponent	Score
102	A	Penn	75 55
125	A	Harvard	60 46
144	A	George Washington	75 50
148	A	Missouri	68 33
167	A	Dartmouth	66 34
190	H	Penn St.	72 55
270	H	New Hampshire	77 37
279	H	Monmouth	52 40
304	H	St. Francis Brooklyn	76 44
345	H	Hartford	73 42

LAST 10 Division I

125	A	Harvard	60 46	148	A	Missouri	68 33
167	A	Dartmouth	66 34	190	H	Penn St.	72 55
102	A	Penn	75 55	345	H	Hartford	73 42
270	H	New Hampshire	77 37	82	A	Marist	62 50
90	A	Saint Louis	66 50	304	H	St. Francis Brooklyn	76 44

Non-Div I Games:

Princeton

■ Loss,
 ■ Non-Conf, S Site,
 ■ Home
 ■ Away
 N Neutral

Providence

Through Games Of Feb. 4, 2020

Average RPI Win:	211	WON-LOST	WINNING	LAST 10	STRENGTH OF	OPP. STRENGTH	TEAM	ADJ.	CONF.	ADJ CONF.
Average RPI Loss:	77	RECORD	PCT. RANK	GAMES	SCHEDULE	OF SCHEDULE	RPI	RPI	RPI	RPI
DIV. I ONLY	10- 13	220	1-9	106	82	132	132	6	6	
DIV. I NON-CONF.	9- 3	63	0	229	189	69	69	6	6	
TOTALS	RPI 1-25	RPI 26-50	W-L RECORDS	RPI 51-100	RPI 101-150	RPI 150+				
10- 13	0- 2	0- 5	OVERALL	1- 4	2- 0	7- 2				
3- 3	0- 1	0- 1	HOME	1- 1	0- 0	2- 0				
5- 9	0- 1	0- 4	AWAY	0- 2	2- 0	3- 2				
2- 1	0- 0	0- 0	NEUTRAL	0- 1	0- 0	2- 0				
9- 3	0- 0	0- 1	NON-CONFERENCE	1- 1	2- 0	6- 1				
2- 0	0- 0	0- 0	HOME	1- 0	0- 0	1- 0				
5- 2	0- 0	0- 1	AWAY	0- 0	2- 0	3- 1				
2- 1	0- 0	0- 0	NEUTRAL	0- 1	0- 0	2- 0				
1- 10	0- 2	0- 4	CONFERENCE	0- 3	0- 0	1- 1				
1- 3	0- 1	0- 1	HOME	0- 1	0- 0	1- 0				
0- 7	0- 1	0- 3	AWAY	0- 2	0- 0	0- 1				
0- 0	0- 0	0- 0	NEUTRAL	0- 0	0- 0	0- 0				

RPI 1-25				RPI 26-50				RPI 51-100				RPI 101+ Team's RPI: 132			
RPI	S	Opponent	Score	RPI	S	Opponent	Score	RPI	S	Opponent	Score	RPI	S	Opponent	Score
20	A	DePaul	71 93	30	A	Creighton	63 72	61	H	Boston College	76 60	104	A	Utah	67 60
20	H	DePaul	67 80	35	A	Marquette	55 85	76	A	Seton Hall	55 97	127	A	Massachusetts	72 63
				35	H	Marquette	50 60	77	N	Ball St.	51 52	179	N	Rhode Island	58 51
				36	A	Yale	79 82	88	A	Villanova	49 51	202	H	UMass Lowell	63 38
				50	A	St. John's (NY)	58 64	94	H	Butler	47 50	205	A	New Mexico	68 86
												238	A	Georgetown	53 62
												239	H	Xavier	60 48
												263	N	LMU (CA)	48 45
												279	A	Monmouth	68 52
												314	A	Bryant	76 32
												345	A	Hartford	75 57
LAST 10 Division I															
20	A	DePaul	71 93	50	A	St. John's (NY)	58 64								
35	A	Marquette	55 85	30	A	Creighton	63 72								
239	H	Xavier	60 48	35	H	Marquette	50 60								
94	H	Butler	47 50	20	H	DePaul	67 80								
76	A	Seton Hall	55 97	238	A	Georgetown	53 62								

Non-Div I Games:

Providence

Loss, Non-Conf, S Site, H Home A Away N Neutral

Average RPI Win:	130	WON-LOST	WINNING	LAST 10	STRENGTH OF	OPP. STRENGTH	TEAM	ADJ.	CONF.	ADJ CONF.
Average RPI Loss:	23	RECORD	PCT. RANK	GAMES	SCHEDULE	OF SCHEDULE	RPI	RPI	RPI	RPI
DIV. I ONLY	15- 8	83	5-5	15	4	33	33	2	2	
DIV. I NON-CONF.	9- 3	63	0	32	13	17	17	2	2	
TOTALS	RPI 1-25	RPI 26-50	W-L RECORDS	RPI 51-100	RPI 101-150	RPI 150+				
15- 8	0- 5	4- 2	OVERALL	2- 1	2- 0	7- 0				
9- 3	0- 1	1- 1	HOME	0- 1	2- 0	6- 0				
4- 4	0- 3	1- 1	AWAY	2- 0	0- 0	1- 0				
2- 1	0- 1	2- 0	NEUTRAL	0- 0	0- 0	0- 0				
9- 3	0- 2	3- 1	NON-CONFERENCE	0- 0	1- 0	5- 0				
6- 0	0- 0	1- 0	HOME	0- 0	1- 0	4- 0				
1- 2	0- 1	0- 1	AWAY	0- 0	0- 0	1- 0				
2- 1	0- 1	2- 0	NEUTRAL	0- 0	0- 0	0- 0				
6- 5	0- 3	1- 1	CONFERENCE	2- 1	1- 0	2- 0				
3- 3	0- 1	0- 1	HOME	0- 1	1- 0	2- 0				
3- 2	0- 2	1- 0	AWAY	2- 0	0- 0	0- 0				
0- 0	0- 0	0- 0	NEUTRAL	0- 0	0- 0	0- 0				

RPI 1-25				RPI 26-50				RPI 51-100				RPI 101+			
RPI	S	Opponent	Score	RPI	S	Opponent	Score	RPI	S	Opponent	Score	RPI	S	Opponent	Score
2	A	South Carolina	49 85	27	A	Ohio St.	66 50	55	H	Minnesota	59 72	112	H	Wisconsin	72 61
5	N	Gonzaga	50 63	28	N	Drake	67 47	73	A	Nebraska	76 68	113	H	Kent St.	77 64
13	A	Indiana	48 66	31	N	Arizona St.	59 52	100	A	Michigan St.	76 66	160	H	Illinois	81 67
13	H	Indiana	54 66	32	H	Western Ky.	67 50					185	H	Northern Ill.	68 63
16	A	Northwestern	56 61	34	A	Virginia Tech	54 67					190	H	Penn St.	81 68
				46	H	Rutgers	53 59					211	H	Western Ill.	66 59
LAST 10 Division I															
				13	H	Indiana	54 66	160	H	Illinois	81 67				
				100	A	Michigan St.	76 66	16	A	Northwestern	56 61				
				190	H	Penn St.	81 68	13	A	Indiana	48 66				
				73	A	Nebraska	76 68	46	H	Rutgers	53 59				
				55	H	Minnesota	59 72	112	H	Wisconsin	72 61				

Non-Div I Games:

Purdue

■ Loss,
 ■ Non-Conf,
 ■ S Site,
 ■ H Home
 ■ A Away
 N Neutral

Average RPI Win:	318	WON-LOST	WINNING	LAST 10	STRENGTH OF	OPP. STRENGTH	TEAM	ADJ.	CONF.	ADJ CONF.
Average RPI Loss:	170	RECORD	PCT. RANK	GAMES	SCHEDULE	OF SCHEDULE	RPI	RPI	RPI	RPI
DIV. I ONLY	3- 18	330	1-9	220	282	323	323	20	20	
DIV. I NON-CONF.	2- 9	304	0	277	292	335	335	18	18	
TOTALS	RPI 1-25	RPI 26-50	W-L RECORDS	RPI 51-100	RPI 101-150	RPI 150+				
3- 18	0- 0	0- 2	OVERALL	0- 3	0- 3	3- 10				
2- 8	0- 0	0- 1	HOME	0- 2	0- 1	2- 4				
1- 7	0- 0	0- 1	AWAY	0- 1	0- 0	1- 5				
0- 3	0- 0	0- 0	NEUTRAL	0- 0	0- 2	0- 1				
2- 9	0- 0	0- 0	NON-CONFERENCE	0- 2	0- 3	2- 4				
2- 2	0- 0	0- 0	HOME	0- 1	0- 1	2- 0				
0- 4	0- 0	0- 0	AWAY	0- 1	0- 0	0- 3				
0- 3	0- 0	0- 0	NEUTRAL	0- 0	0- 2	0- 1				
1- 9	0- 0	0- 2	CONFERENCE	0- 1	0- 0	1- 6				
0- 6	0- 0	0- 1	HOME	0- 1	0- 0	0- 4				
1- 3	0- 0	0- 1	AWAY	0- 0	0- 0	1- 2				
0- 0	0- 0	0- 0	NEUTRAL	0- 0	0- 0	0- 0				

RPI 1-25				RPI 26-50				RPI 51-100				RPI 101+				Team's RPI: 323	
RPI	S	Opponent	Score	RPI	S	Opponent	Score	RPI	S	Opponent	Score	RPI	S	Opponent	Score		
				47	A	South Dakota	25 79	66	H	South Dakota St.	69 100	113	N	Kent St.	67 75		
				47	H	South Dakota	41 62	77	H	Ball St.	52 83	137	H	Southeast Mo. St.	48 58		
								94	A	Butler	58 85	141	N	Texas Tech	48 82		
												169	A	Eastern Mich.	40 64		
												198	A	Akron	53 64		
												201	A	North Dakota	85 91		
												201	H	North Dakota	49 63		
												211	A	Western Ill.	68 79		
												211	H	Western Ill.	74 83		
												253	H	Oral Roberts	73 79		
												279	N	Monmouth	46 60		
												286	H	North Dakota St.	44 58		
												293	A	Omaha	58 57		
												325	H	Evansville	67 64		
												328	A	SIUE	53 57		
												337	H	UIC	61 50		
LAST 10 Division I																	
				211	H	Western Ill.	74 83	253	H	Oral Roberts	73 79						
				201	H	North Dakota	49 63	66	H	South Dakota St.	69 100						
				286	H	North Dakota St.	44 58	211	A	Western Ill.	68 79						
				293	A	Omaha	58 57	201	A	North Dakota	85 91						
				47	A	South Dakota	25 79	47	H	South Dakota	41 62						

Non-Div I Games: Heidelberg 82 55 Purdue Northwest 73 50

Quinnipiac

Through Games Of Feb. 4, 2020

Average RPI Win:	252	WON-LOST	WINNING	LAST 10	STRENGTH OF	OPP. STRENGTH	TEAM	ADJ.	CONF.	ADJ CONF.
Average RPI Loss:	93	RECORD	PCT. RANK	GAMES	SCHEDULE	OF SCHEDULE	RPI	RPI	RPI	RPI
DIV. I ONLY	10- 9	161	7-3	175	168	165	165	24	24	
DIV. I NON-CONF.	3- 6	235	0	55	55	168	168	25	25	
TOTALS	RPI 1-25	RPI 26-50	W-L RECORDS	RPI 51-100	RPI 101-150	RPI 150+				
10- 9	0- 1	0- 1	OVERALL	1- 4	0- 2	9- 1				
6- 4	0- 0	0- 0	HOME	1- 1	0- 2	5- 1				
4- 5	0- 1	0- 1	AWAY	0- 3	0- 0	4- 0				
0- 0	0- 0	0- 0	NEUTRAL	0- 0	0- 0	0- 0				
3- 6	0- 1	0- 1	NON-CONFERENCE	1- 2	0- 2	2- 0				
2- 3	0- 0	0- 0	HOME	1- 1	0- 2	1- 0				
1- 3	0- 1	0- 1	AWAY	0- 1	0- 0	1- 0				
0- 0	0- 0	0- 0	NEUTRAL	0- 0	0- 0	0- 0				
7- 3	0- 0	0- 0	CONFERENCE	0- 2	0- 0	7- 1				
4- 1	0- 0	0- 0	HOME	0- 0	0- 0	4- 1				
3- 2	0- 0	0- 0	AWAY	0- 2	0- 0	3- 0				
0- 0	0- 0	0- 0	NEUTRAL	0- 0	0- 0	0- 0				

RPI S	Opponent	Score	RPI S	Opponent	Score	RPI S	Opponent	Score	RPI S	Opponent	Score	Team's RPI: 165
8	A Maryland	52 107	36	A Yale	59 63	57	H Drexel	62 66	125	H Harvard	68 77	
						62	A UCF	58 80	144	H George Washington	67 78	
						74	H Bucknell	76 69	179	H Rhode Island	75 63	
						82	A Marist	60 73	208	H Fairfield	76 62	
						85	A Rider	59 75	217	H Manhattan	70 58	
									234	A Iona	67 63	
									234	H Iona	71 75	
									279	H Monmouth	60 53	
									307	A Siena	66 52	
									336	A Saint Peter's	91 64	
									341	H Canisius	74 71	
									345	A Hartford	87 50	
LAST 10 Division I												
234	A Iona	67 63	279	H Monmouth	60 53							
336	A Saint Peter's	91 64	217	H Manhattan	70 58							
208	H Fairfield	76 62	85	A Rider	59 75							
82	A Marist	60 73	307	A Siena	66 52							
341	H Canisius	74 71	234	H Iona	71 75							

Non-Div I Games:

Quinnipiac

Loss, Non-Conf, S Site, H Home A Away N Neutral

Radford

Through Games Of Feb. 4, 2020

Average RPI Win:	289	WON-LOST	WINNING	LAST 10	STRENGTH OF	OPP. STRENGTH	TEAM	ADJ.	CONF.	ADJ CONF.
Average RPI Loss:	148	RECORD	PCT. RANK	GAMES	SCHEDULE	OF SCHEDULE	RPI	RPI	RPI	RPI
DIV. I ONLY	10- 11	190	6-4	274	250	219	219	26	26	
DIV. I NON-CONF.	2- 7	288	0	265	44	274	274	28	28	
TOTALS	RPI 1-25	RPI 26-50	W-L RECORDS	RPI 51-100	RPI 101-150	RPI 150+				
10- 11	0- 0	0- 2	OVERALL	0- 2	0- 1	10- 6				
4- 4	0- 0	0- 0	HOME	0- 0	0- 1	4- 3				
6- 7	0- 0	0- 2	AWAY	0- 2	0- 0	6- 3				
0- 0	0- 0	0- 0	NEUTRAL	0- 0	0- 0	0- 0				
2- 7	0- 0	0- 2	NON-CONFERENCE	0- 2	0- 0	2- 3				
0- 2	0- 0	0- 0	HOME	0- 0	0- 0	0- 2				
2- 5	0- 0	0- 2	AWAY	0- 2	0- 0	2- 1				
0- 0	0- 0	0- 0	NEUTRAL	0- 0	0- 0	0- 0				
8- 4	0- 0	0- 0	CONFERENCE	0- 0	0- 1	8- 3				
4- 2	0- 0	0- 0	HOME	0- 0	0- 1	4- 1				
4- 2	0- 0	0- 0	AWAY	0- 0	0- 0	4- 2				
0- 0	0- 0	0- 0	NEUTRAL	0- 0	0- 0	0- 0				

RPI 1-25				RPI 26-50				RPI 51-100				RPI 101+				Team's RPI: 219	
RPI	S	Opponent	Score	RPI	S	Opponent	Score	RPI	S	Opponent	Score	RPI	S	Opponent	Score		
				27	A	Ohio St.	57 70	72	A	Alabama	51 85	130	H	Campbell	32 43		
				38	A	West Virginia	37 74	98	A	Vanderbilt	46 80	164	A	Hampton	48 51		
												183	H	American	55 59		
												196	A	High Point	58 68		
												213	H	Mt. St. Mary's	58 75		
												242	A	Gardner-Webb	84 73		
												242	H	Gardner-Webb	65 51		
												244	A	Longwood	62 61		
												250	A	Morehead St.	62 73		
												254	H	UNC Asheville	50 63		
												260	A	ETSU	67 43		
												261	H	Winthrop	54 53		
												309	A	Presbyterian	65 39		
												309	H	Presbyterian	54 42		
												335	A	USC Upstate	57 41		
												340	H	Charleston So.	72 35		
												350	A	South Carolina St.	60 45		
LAST 10 Division I																	
				242	H	Gardner-Webb	65 51	261	H	Winthrop	54 53						
				309	A	Presbyterian	65 39	244	A	Longwood	62 61						
				130	H	Campbell	32 43	254	H	UNC Asheville	50 63						
				242	A	Gardner-Webb	84 73	164	A	Hampton	48 51						
				335	A	USC Upstate	57 41	196	A	High Point	58 68						

Non-Div I Games:

Radford

■ Loss,
 ■ Non-Conf,
 ■ S Site,
 ■ H Home
 ■ A Away
 N Neutral

Rhode Island

Through Games Of Feb. 4, 2020

Average RPI Win:	216	WON-LOST	WINNING	LAST 10	STRENGTH OF	OPP. STRENGTH	TEAM	ADJ.	CONF.	ADJ CONF.
Average RPI Loss:	141	RECORD	PCT. RANK	GAMES	SCHEDULE	OF SCHEDULE	RPI	RPI	RPI	RPI
DIV. I ONLY	11- 9	139	4-6	212	211	179	179	12	12	
DIV. I NON-CONF.	7- 5	131	0-2	218	319	158	158	12	12	
TOTALS	RPI 1-25	RPI 26-50	W-L RECORDS	RPI 51-100	RPI 101-150	RPI 150+				
11- 9	0- 0	0- 0	OVERALL	0- 3	4- 3	7- 3				
8- 2	0- 0	0- 0	HOME	0- 1	4- 1	4- 0				
2- 6	0- 0	0- 0	AWAY	0- 2	0- 1	2- 3				
1- 1	0- 0	0- 0	NEUTRAL	0- 0	0- 1	1- 0				
7- 5	0- 0	0- 0	NON-CONFERENCE	0- 1	2- 2	5- 2				
5- 0	0- 0	0- 0	HOME	0- 0	2- 0	3- 0				
1- 4	0- 0	0- 0	AWAY	0- 1	0- 1	1- 2				
1- 1	0- 0	0- 0	NEUTRAL	0- 0	0- 1	1- 0				
4- 4	0- 0	0- 0	CONFERENCE	0- 2	2- 1	2- 1				
3- 2	0- 0	0- 0	HOME	0- 1	2- 1	1- 0				
1- 2	0- 0	0- 0	AWAY	0- 1	0- 0	1- 1				
0- 0	0- 0	0- 0	NEUTRAL	0- 0	0- 0	0- 0				

RPI 1-25				RPI 26-50				RPI 51-100				RPI 101+				Team's RPI: 179	
RPI	S	Opponent	Score	RPI	S	Opponent	Score	RPI	S	Opponent	Score	RPI	S	Opponent	Score		
								61	A	Boston College	55	66	106	H	VCU	54	75
								95	A	Davidson	67	79	122	H	Holy Cross	73	58
								95	H	Davidson	70	77	125	A	Harvard	58	61
													127	H	Massachusetts	69	66
													131	H	Richmond	76	70
													132	N	Providence	51	58
													150	H	Robert Morris	71	59
													165	A	Quinnipiac	63	75
													201	A	North Dakota	61	67
													208	H	Fairfield	74	41
													209	A	Saint Joseph's	49	47
													224	N	Brown	89	44
													237	H	George Mason	47	42
													290	H	Vermont	77	74
													291	A	St. Bonaventure	59	64
													334	H	LIU Brooklyn	79	56
													345	A	Hartford	68	56
LAST 10 Division I																	
				237	H	George Mason	47	42				95	A	Davidson	67	79	
				95	H	Davidson	70	77				131	H	Richmond	76	70	
				291	A	St. Bonaventure	59	64				106	H	VCU	54	75	
				127	H	Massachusetts	69	66				125	A	Harvard	58	61	
				209	A	Saint Joseph's	49	47				165	A	Quinnipiac	63	75	

Non-Div I Games:

Rhode Island

■ Loss,
■ Non-Conf,
■ S Site,
■ H Home
■ A Away
N Neutral

Average RPI Win:	230	WON-LOST	WINNING	LAST 10	STRENGTH OF	OPP. STRENGTH	TEAM	ADJ.	CONF.	ADJ CONF.
Average RPI Loss:	85	RECORD	PCT. RANK	GAMES	SCHEDULE	OF SCHEDULE	RPI	RPI	RPI	RPI
DIV. I ONLY	14- 6	59	9-1	215	132	96	96	13	13	
DIV. I NON-CONF.	5- 6	187	0-1	176	106	198	198	14	14	
TOTALS	RPI 1-25	RPI 26-50	W-L RECORDS	RPI 51-100	RPI 101-150	RPI 150+				
14- 6	0- 1	1- 2	OVERALL	0- 1	0- 1	13- 1				
8- 1	0- 1	1- 0	HOME	0- 0	0- 0	7- 0				
6- 3	0- 0	0- 1	AWAY	0- 0	0- 1	6- 1				
0- 2	0- 0	0- 1	NEUTRAL	0- 1	0- 0	0- 0				
5- 6	0- 1	0- 2	NON-CONFERENCE	0- 1	0- 1	5- 1				
4- 1	0- 1	0- 0	HOME	0- 0	0- 0	4- 0				
1- 3	0- 0	0- 1	AWAY	0- 0	0- 1	1- 1				
0- 2	0- 0	0- 1	NEUTRAL	0- 1	0- 0	0- 0				
9- 0	0- 0	1- 0	CONFERENCE	0- 0	0- 0	8- 0				
4- 0	0- 0	1- 0	HOME	0- 0	0- 0	3- 0				
5- 0	0- 0	0- 0	AWAY	0- 0	0- 0	5- 0				
0- 0	0- 0	0- 0	NEUTRAL	0- 0	0- 0	0- 0				

RPI 1-25			RPI 26-50			RPI 51-100			Team's RPI: 96	RPI 101+		
RPI	S	Opponent	Score	RPI	S	Opponent	Score	RPI	S	Opponent	Score	
18	H	Texas A&M	61 62	32	H	Western Ky.	73 65	87	N	Georgia Tech	52 54	103 A Texas Southern 56 63
				34	N	Virginia Tech	45 54					159 H Northern Ariz. 71 57
				48	A	Oklahoma St.	38 69					177 H Little Rock 66 40
												181 A Fla. Atlantic 78 69
												192 H Southern Miss. 75 64
												220 A SMU 43 55
												233 A UTEP 69 61
												236 H Louisiana Tech 60 47
												257 A North Texas 67 52
												258 H Marshall 81 43
												282 A FIU 68 47
												288 H Nicholls St. 71 47
												296 H Prairie View 77 55
												299 A UTSA 74 62
												333 A McNeese 81 50
LAST 10 Division I												
257	A	North Texas	67 52	282	A	FIU	68 47					
299	A	UTSA	74 62	181	A	Fla. Atlantic	78 69					
233	A	UTEP	69 61	32	H	Western Ky.	73 65					
192	H	Southern Miss.	75 64	258	H	Marshall	81 43					
236	H	Louisiana Tech	60 47	87	N	Georgia Tech	52 54					

Non-Div I Games:

Rice

■ Loss,
 ■ Non-Conf, S Site,
 ■ Home
 ■ Away
 N Neutral

Average RPI Win: 192	WON-LOST	WINNING	LAST 10	STRENGTH OF	OPP. STRENGTH	TEAM	ADJ.	CONF.	ADJ CONF.
Average RPI Loss: 123	RECORD	PCT. RANK	GAMES	SCHEDULE	OF SCHEDULE	RPI	RPI	RPI	RPI
DIV. I ONLY	10- 12	206	4-6	57	206	131	131	12	12
DIV. I NON-CONF.	7- 7	164	1-1	42	287	90	90	12	12
TOTALS	RPI 1-25	RPI 26-50	W-L RECORDS	RPI 51-100	RPI 101-150	RPI 150+			
10- 12	0- 0	0- 1	OVERALL	1- 4	2- 2	7- 5			
6- 2	0- 0	0- 0	HOME	1- 1	1- 0	4- 1			
4- 7	0- 0	0- 1	AWAY	0- 2	1- 2	3- 2			
0- 3	0- 0	0- 0	NEUTRAL	0- 1	0- 0	0- 2			
7- 7	0- 0	0- 1	NON-CONFERENCE	0- 3	2- 0	5- 3			
3- 1	0- 0	0- 0	HOME	0- 0	1- 0	2- 1			
4- 3	0- 0	0- 1	AWAY	0- 2	1- 0	3- 0			
0- 3	0- 0	0- 0	NEUTRAL	0- 1	0- 0	0- 2			
3- 5	0- 0	0- 0	CONFERENCE	1- 1	0- 2	2- 2			
3- 1	0- 0	0- 0	HOME	1- 1	0- 0	2- 0			
0- 4	0- 0	0- 0	AWAY	0- 0	0- 2	0- 2			
0- 0	0- 0	0- 0	NEUTRAL	0- 0	0- 0	0- 0			

RPI S	Opponent	Score	RPI S	Opponent	Score	RPI S	Opponent	Score	RPI S	Opponent	Score	Team's RPI: 131
			29 A	Old Dominion	51 73	52 N	Bradley	57 61	106 A	VCU	50 53	
						57 A	Drexel	52 58	126 A	Coastal Caro.	79 67	
						68 A	Charlotte	59 78	127 A	Massachusetts	50 64	
						78 H	Dayton	51 65	143 H	William & Mary	76 73	
						95 H	Davidson	69 57	151 A	UNC Greensboro	70 62	
									164 N	Hampton	65 69	
									171 H	Norfolk St.	77 69	
									179 A	Rhode Island	70 76	
									181 H	Fla. Atlantic	57 55	
									197 H	Furman	69 70	
									204 H	La Salle	63 61	
									209 A	Saint Joseph's	56 67	
									213 N	Mt. St. Mary's	67 75	
									238 A	Georgetown	51 49	
									291 H	St. Bonaventure	63 59	
									324 A	UMES	64 52	
LAST 10 Division I												
			291 H	St. Bonaventure	63 59	78 H	Dayton	51 65				
			127 A	Massachusetts	50 64	179 A	Rhode Island	70 76				
			95 H	Davidson	69 57	209 A	Saint Joseph's	56 67				
			204 H	La Salle	63 61	171 H	Norfolk St.	77 69				
			106 A	VCU	50 53	164 N	Hampton	65 69				

Non-Div I Games:

Richmond

■ Loss,
 ■ Non-Conf,
 ■ S Site,
 ■ H Home
 ■ A Away
 N Neutral

Average RPI Win: 236	WON-LOST	WINNING	LAST 10	STRENGTH OF	OPP. STRENGTH	TEAM	ADJ.	CONF.	ADJ CONF.
Average RPI Loss: 58	RECORD	PCT. RANK	GAMES	SCHEDULE	OF SCHEDULE	RPI	RPI	RPI	RPI
DIV. I ONLY	17- 2	14	10-0	330	131	85	85	24	24
DIV. I NON-CONF.	7- 2	54	0	329	28	118	118	25	25
TOTALS	RPI 1-25	RPI 26-50	W-L RECORDS	RPI 51-100	RPI 101-150	RPI 150+			
17- 2	0- 1	0- 0	OVERALL	1- 1	0- 0	16- 0			
9- 0	0- 0	0- 0	HOME	0- 0	0- 0	9- 0			
7- 1	0- 1	0- 0	AWAY	1- 0	0- 0	6- 0			
1- 1	0- 0	0- 0	NEUTRAL	0- 1	0- 0	1- 0			
7- 2	0- 1	0- 0	NON-CONFERENCE	0- 1	0- 0	7- 0			
3- 0	0- 0	0- 0	HOME	0- 0	0- 0	3- 0			
3- 1	0- 1	0- 0	AWAY	0- 0	0- 0	3- 0			
1- 1	0- 0	0- 0	NEUTRAL	0- 1	0- 0	1- 0			
10- 0	0- 0	0- 0	CONFERENCE	1- 0	0- 0	9- 0			
6- 0	0- 0	0- 0	HOME	0- 0	0- 0	6- 0			
4- 0	0- 0	0- 0	AWAY	1- 0	0- 0	3- 0			
0- 0	0- 0	0- 0	NEUTRAL	0- 0	0- 0	0- 0			

RPI 1-25				RPI 26-50				RPI 51-100 Team's RPI: 85				RPI 101+			
RPI	S	Opponent	Score	RPI	S	Opponent	Score	RPI	S	Opponent	Score	RPI	S	Opponent	Score
19	A	Princeton	47 80					82	A	Marist	76 72	165	H	Quinnipiac	75 59
								97	N	North Florida	70 80	190	A	Penn St.	78 70
												204	H	La Salle	70 43
												208	H	Fairfield	60 52
												217	H	Manhattan	76 53
												234	A	Iona	81 37
												238	A	Georgetown	65 64
												239	H	Xavier	64 57
												248	A	Niagara	71 55
												248	H	Niagara	79 75
												262	A	Delaware St.	71 69
												264	N	Lipscomb	81 76
												279	H	Monmouth	48 25
												283	H	Wagner	77 63
												307	H	Siena	70 66
												341	A	Canisius	70 57
LAST 10 Division I															
279	H	Monmouth	48 25	307	H	Siena	70 66								
217	H	Manhattan	76 53	82	A	Marist	76 72								
208	H	Fairfield	60 52	165	H	Quinnipiac	75 59								
248	A	Niagara	71 55	234	A	Iona	81 37								
341	A	Canisius	70 57	248	H	Niagara	79 75								

Non-Div I Games:

Rider

■ Loss,
 ■ Non-Conf,
 S Site,
 ■ Home
 ■ Away
 N Neutral

Average RPI Win:	269	WON-LOST	WINNING	LAST 10	STRENGTH OF	OPP. STRENGTH	TEAM	ADJ.	CONF.	ADJ CONF.
Average RPI Loss:	125	RECORD	PCT. RANK	GAMES	SCHEDULE	OF SCHEDULE	RPI	RPI	RPI	RPI
DIV. I ONLY	14- 6	59	10-0	302	241	150	150	30	30	
DIV. I NON-CONF.	4- 6	212	0	139	135	175	175	29	29	
TOTALS	RPI 1-25	RPI 26-50	W-L RECORDS	RPI 51-100	RPI 101-150	RPI 150+				
14- 6	0- 1	0- 1	OVERALL	0- 0	0- 1	14- 3				
8- 2	0- 0	0- 0	HOME	0- 0	0- 0	8- 2				
6- 4	0- 1	0- 1	AWAY	0- 0	0- 1	6- 1				
0- 0	0- 0	0- 0	NEUTRAL	0- 0	0- 0	0- 0				
4- 6	0- 1	0- 1	NON-CONFERENCE	0- 0	0- 1	4- 3				
2- 2	0- 0	0- 0	HOME	0- 0	0- 0	2- 2				
2- 4	0- 1	0- 1	AWAY	0- 0	0- 1	2- 1				
0- 0	0- 0	0- 0	NEUTRAL	0- 0	0- 0	0- 0				
10- 0	0- 0	0- 0	CONFERENCE	0- 0	0- 0	10- 0				
6- 0	0- 0	0- 0	HOME	0- 0	0- 0	6- 0				
4- 0	0- 0	0- 0	AWAY	0- 0	0- 0	4- 0				
0- 0	0- 0	0- 0	NEUTRAL	0- 0	0- 0	0- 0				

RPI 1-25				RPI 26-50				RPI 51-100				RPI 101+ Team's RPI: 150			
RPI	S	Opponent	Score	RPI	S	Opponent	Score	RPI	S	Opponent	Score	RPI	S	Opponent	Score
22	A	TCU	61 66	43	A	James Madison	32 59					113	A	Kent St.	81 82
												171	A	Norfolk St.	69 62
												176	H	Columbia	59 61
												179	A	Rhode Island	59 71
												204	A	La Salle	71 68
												206	A	Merrimack	68 62
												206	H	Merrimack	72 50
												214	H	Delaware	62 73
												229	H	Youngstown St.	58 43
												239	H	Xavier	71 57
												283	H	Wagner	51 47
												284	H	Sacred Heart	73 43
												304	A	St. Francis Brooklyn	70 59
												304	H	St. Francis Brooklyn	69 44
												314	H	Bryant	69 39
												334	A	LIU Brooklyn	70 59
												344	A	Central Conn. St.	86 56
												344	H	Central Conn. St.	80 42
LAST 10 Division I															
314	H	Bryant	69 39	206	H	Merrimack	72 50								
344	H	Central Conn. St.	80 42	304	H	St. Francis Brooklyn	69 44								
304	A	St. Francis Brooklyn	70 59	283	H	Wagner	51 47								
334	A	LIU Brooklyn	70 59	206	A	Merrimack	68 62								
284	H	Sacred Heart	73 43	344	A	Central Conn. St.	86 56								

Non-Div I Games: Pitt.-Johnstown 63 30

Robert Morris

■ Loss,
 ■ Non-Conf,
 ■ S Site,
 ■ Home
 ■ A Away
 N Neutral

Average RPI Win:	164	WON-LOST	WINNING	LAST 10	STRENGTH OF	OPP. STRENGTH	TEAM	ADJ.	CONF.	ADJ CONF.
Average RPI Loss:	46	RECORD	PCT. RANK	GAMES	SCHEDULE	OF SCHEDULE	RPI	RPI	RPI	RPI
DIV. I ONLY	16- 5	41	6-4	120	39	46	46	2	2	
DIV. I NON-CONF.	10- 1	20	0	234	74	45	45	2	2	
TOTALS	RPI 1-25	RPI 26-50	W-L RECORDS	RPI 51-100	RPI 101-150	RPI 150+				
16- 5	0- 2	2- 1	OVERALL	3- 2	2- 0	9- 0				
9- 2	0- 1	1- 0	HOME	1- 1	1- 0	6- 0				
5- 3	0- 1	1- 1	AWAY	0- 1	1- 0	3- 0				
2- 0	0- 0	0- 0	NEUTRAL	2- 0	0- 0	0- 0				
10- 1	0- 1	1- 0	NON-CONFERENCE	2- 0	1- 0	6- 0				
7- 0	0- 0	1- 0	HOME	0- 0	1- 0	5- 0				
1- 1	0- 1	0- 0	AWAY	0- 0	0- 0	1- 0				
2- 0	0- 0	0- 0	NEUTRAL	2- 0	0- 0	0- 0				
6- 4	0- 1	1- 1	CONFERENCE	1- 2	1- 0	3- 0				
2- 2	0- 1	0- 0	HOME	1- 1	0- 0	1- 0				
4- 2	0- 0	1- 1	AWAY	0- 1	1- 0	2- 0				
0- 0	0- 0	0- 0	NEUTRAL	0- 0	0- 0	0- 0				

RPI 1-25				RPI 26-50				Team's RPI: 46	RPI 51-100				RPI 101+			
RPI	S	Opponent	Score	RPI	S	Opponent	Score		RPI	S	Opponent	Score	RPI	S	Opponent	Score
13	H	Indiana	56 66	33	A	Purdue	59 53		55	A	Minnesota	71 73	112	A	Wisconsin	64 61
21	A	LSU	58 64	40	A	Michigan	57 71		73	H	Nebraska	69 65	125	H	Harvard	74 46
				45	H	Virginia	73 63		87	N	Georgia Tech	46 43	160	A	Illinois	75 51
									98	N	Vanderbilt	62 56	160	H	Illinois	72 41
									100	H	Michigan St.	55 66	190	A	Penn St.	62 57
													193	H	Towson	67 53
													246	H	Southern U.	78 58
													248	H	Niagara	87 37
													252	A	South Alabama	77 56
													258	H	Marshall	66 41
													343	H	Coppin St.	107 33
LAST 10 Division I																
55	A	Minnesota	71 73	73	H	Nebraska	69 65									
160	H	Illinois	72 41	160	A	Illinois	75 51									
40	A	Michigan	57 71	33	A	Purdue	59 53									
100	H	Michigan St.	55 66	13	H	Indiana	56 66									
190	A	Penn St.	62 57	112	A	Wisconsin	64 61									

Non-Div I Games:

Rutgers

■ Loss,
■ Non-Conf, S Site,
■ Home
■ Away
N Neutral

Average RPI Win:	254	WON-LOST	WINNING	LAST 10	STRENGTH OF	OPP. STRENGTH	TEAM	ADJ.	CONF.	ADJ CONF.
Average RPI Loss:	100	RECORD	PCT. RANK	GAMES	SCHEDULE	OF SCHEDULE	RPI	RPI	RPI	RPI
DIV. I ONLY	13- 4	40	8-2	292	254	114	114	23	23	
DIV. I NON-CONF.	4- 2	90	0	285	140	142	142	21	21	
TOTALS	RPI 1-25	RPI 26-50	W-L RECORDS	RPI 51-100	RPI 101-150	RPI 150+				
13- 4	0- 0	0- 1	OVERALL	0- 1	2- 1	11- 1				
7- 1	0- 0	0- 0	HOME	0- 1	1- 0	6- 0				
5- 3	0- 0	0- 1	AWAY	0- 0	1- 1	4- 1				
1- 0	0- 0	0- 0	NEUTRAL	0- 0	0- 0	1- 0				
4- 2	0- 0	0- 1	NON-CONFERENCE	0- 1	0- 0	4- 0				
1- 1	0- 0	0- 0	HOME	0- 1	0- 0	1- 0				
2- 1	0- 0	0- 1	AWAY	0- 0	0- 0	2- 0				
1- 0	0- 0	0- 0	NEUTRAL	0- 0	0- 0	1- 0				
9- 2	0- 0	0- 0	CONFERENCE	0- 0	2- 1	7- 1				
6- 0	0- 0	0- 0	HOME	0- 0	1- 0	5- 0				
3- 2	0- 0	0- 0	AWAY	0- 0	1- 1	2- 1				
0- 0	0- 0	0- 0	NEUTRAL	0- 0	0- 0	0- 0				

RPI 1-25				RPI 26-50				RPI 51-100				RPI 101+				Team's RPI: 114	
RPI	S	Opponent	Score	RPI	S	Opponent	Score	RPI	S	Opponent	Score	RPI	S	Opponent	Score		
				39	A	Oklahoma	62 75					120	H	Abilene Christian	69 59		
								62	H	UCF	57 63	123	A	A&M-Corpus Christi	66 44		
												142	A	Sam Houston St.	55 63		
												157	A	New Orleans	50 53		
												212	A	Lamar University	54 53		
												215	H	Central Ark.	102 41		
												223	H	Southeastern La.	77 51		
												243	A	Tulsa	67 63		
												265	N	UC Santa Barbara	67 56		
												289	A	Nevada	80 65		
												303	H	Incarinate Word	67 45		
												310	A	Houston Baptist	59 42		
												318	H	Alcorn	67 62		
												333	H	McNeese	82 51		
												342	H	Northwestern St.	89 40		
LAST 10 Division I																	
				142	A	Sam Houston St.	55 63	215	H	Central Ark.	102 41						
				120	H	Abilene Christian	69 59	123	A	A&M-Corpus Christi	66 44						
				212	A	Lamar University	54 53	157	A	New Orleans	50 53						
				342	H	Northwestern St.	89 40	223	H	Southeastern La.	77 51						
				303	H	Incarinate Word	67 45	333	H	McNeese	82 51						

Non-Div I Games: LSU-Shreveport 75 32 Our Lady of the Lak87 75 Cent. Christian (KS104 46

SFA

Loss, Non-Conf, S Site, H Home A Away N Neutral

SIUE		WON-LOST		WINNING		LAST 10		STRENGTH OF		OPP. STRENGTH		TEAM		ADJ.		CONF.		ADJ CONF.	
Average RPI Win: 329		RECORD		PCT. RANK		GAMES		SCHEDULE		OF SCHEDULE		RPI		RPI		RPI		RPI	
Average RPI Loss: 162																			
DIV. I ONLY		3- 17		325		1-9		269		188		328		328		19		19	
DIV. I NON-CONF.		2- 8		295		0		274		114		326		326		22		22	
TOTALS		RPI 1-25		RPI 26-50		W-L RECORDS		RPI 51-100		RPI 101-150		RPI 150+							
3- 17		0- 0		0- 0		OVERALL		0- 6		0- 3		3- 8							
2- 7		0- 0		0- 0		HOME		0- 3		0- 2		2- 2							
1- 9		0- 0		0- 0		AWAY		0- 3		0- 1		1- 5							
0- 1		0- 0		0- 0		NEUTRAL		0- 0		0- 0		0- 1							
2- 8		0- 0		0- 0		NON-CONFERENCE		0- 4		0- 2		2- 2							
2- 3		0- 0		0- 0		HOME		0- 2		0- 1		2- 0							
0- 4		0- 0		0- 0		AWAY		0- 2		0- 1		0- 1							
0- 1		0- 0		0- 0		NEUTRAL		0- 0		0- 0		0- 1							
1- 9		0- 0		0- 0		CONFERENCE		0- 2		0- 1		1- 6							
0- 4		0- 0		0- 0		HOME		0- 1		0- 1		0- 2							
1- 5		0- 0		0- 0		AWAY		0- 1		0- 0		1- 4							
0- 0		0- 0		0- 0		NEUTRAL		0- 0		0- 0		0- 0							

RPI 1-25			RPI 26-50			RPI 51-100			RPI 101+			Team's RPI: 328	
RPI	S	Opponent	Score	RPI	S	Opponent	Score	RPI	S	Opponent	Score		
						63	A Belmont	48 69	118	H Loyola Chicago	50 63		
						69	H UT Martin	39 79	137	H Southeast Mo. St.	56 66		
						70	A Illinois St.	53 74	148	A Missouri	51 68		
						73	A Nebraska	49 63	163	H Tennessee Tech	50 65		
						79	H Southern Ill.	67 103	175	N North Ala.	67 85		
						90	H Saint Louis	35 68	195	A Austin Peay	61 74		
									207	A Murray St.	60 74		
									250	A Morehead St.	69 75		
									276	A Eastern Ky.	46 49		
									306	H Jacksonville St.	44 53		
									323	H Purdue Fort Wayne	57 53		
									325	H Evansville	85 74		
									327	A Georgia St.	73 74		
									339	A Tennessee St.	76 63		
LAST 10 Division I													
207	A	Murray St.	60 74	163	H	Tennessee Tech	50 65						
195	A	Austin Peay	61 74	276	A	Eastern Ky.	46 49						
69	H	UT Martin	39 79	250	A	Morehead St.	69 75						
137	H	Southeast Mo. St.	56 66	339	A	Tennessee St.	76 63						
306	H	Jacksonville St.	44 53	63	A	Belmont	48 69						

Non-Div I Games: Quincy

65 70

SIUE

■ Loss,
 ■ Non-Conf,
 ■ S Site,
 ■ H Home
 ■ A Away
 N Neutral

SMU				STRENGTH OF SCHEDULE	OPP. STRENGTH OF SCHEDULE	TEAM RPI	ADJ. RPI	CONF. RPI	ADJ CONF. RPI
Average RPI Win:	235	WON-LOST RECORD	WINNING PCT. RANK						
Average RPI Loss:	122		LAST 10 GAMES						
DIV. I ONLY	9- 11	210	4-6	145	146	220	220	9	9
DIV. I NON-CONF.	6- 6	164	1-1	171	306	237	237	9	9
<hr/>									
TOTALS	RPI 1-25	RPI 26-50	W-L RECORDS	RPI 51-100	RPI 101-150	RPI 150+			
9- 11	0- 2	0- 0	OVERALL	1- 2	0- 3	8- 4			
7- 6	0- 2	0- 0	HOME	1- 0	0- 1	6- 3			
1- 5	0- 0	0- 0	AWAY	0- 2	0- 2	1- 1			
1- 0	0- 0	0- 0	NEUTRAL	0- 0	0- 0	1- 0			
6- 6	0- 1	0- 0	NON-CONFERENCE	1- 0	0- 2	5- 3			
5- 4	0- 1	0- 0	HOME	1- 0	0- 0	4- 3			
0- 2	0- 0	0- 0	AWAY	0- 0	0- 2	0- 0			
1- 0	0- 0	0- 0	NEUTRAL	0- 0	0- 0	1- 0			
3- 5	0- 1	0- 0	CONFERENCE	0- 2	0- 1	3- 1			
2- 2	0- 1	0- 0	HOME	0- 0	0- 1	2- 0			
1- 3	0- 0	0- 0	AWAY	0- 2	0- 0	1- 1			
0- 0	0- 0	0- 0	NEUTRAL	0- 0	0- 0	0- 0			

RPI 1-25				RPI 26-50				RPI 51-100				RPI 101+ Team's RPI: 220			
RPI	S	Opponent	Score	RPI	S	Opponent	Score	RPI	S	Opponent	Score	RPI	S	Opponent	Score
10	H	UConn	42 80					54	A	Temple	62 85	108	A	Pacific	49 77
22	H	TCU	56 57					62	A	UCF	57 67	110	A	UT Arlington	46 51
								96	H	Rice	55 43	145	H	Tulane	66 67
												170	A	Memphis	52 57
												172	H	Wichita St.	64 44
												199	H	Wright St.	61 69
												201	H	North Dakota	66 51
												222	H	Northern Colo.	52 61
												233	H	UTEP	60 56
												237	H	George Mason	58 59
												243	H	Tulsa	57 38
												269	A	East Carolina	55 47
												272	N	CSUN	68 58
												297	H	UC Irvine	59 56
												333	H	McNeese	81 60
<hr/>															
LAST 10 Division I															
62	A	UCF	57 67	54	A	Temple	62 85								
172	H	Wichita St.	64 44	269	A	East Carolina	55 47								
243	H	Tulsa	57 38	10	H	UConn	42 80								
170	A	Memphis	52 57	237	H	George Mason	58 59								
145	H	Tulane	66 67	297	H	UC Irvine	59 56								

Non-Div I Games:

SMU

 Loss,
 Non-Conf,
 S Site,
 H Home
 A Away
 N Neutral

Average RPI Win:	257	WON-LOST	WINNING	LAST 10	STRENGTH OF	OPP. STRENGTH	TEAM	ADJ.	CONF.	ADJ CONF.
Average RPI Loss:	189	RECORD	PCT. RANK	GAMES	SCHEDULE	OF SCHEDULE	RPI	RPI	RPI	RPI
DIV. I ONLY	4- 14	308	4-6	278	240	305	305	18	18	
DIV. I NON-CONF.	0- 7	338	0	302	261	346	346	17	17	
TOTALS	RPI 1-25	RPI 26-50	W-L RECORDS	RPI 51-100	RPI 101-150	RPI 150+				
4- 14	0- 0	0- 1	OVERALL	0- 1	0- 2	4- 10				
1- 5	0- 0	0- 1	HOME	0- 1	0- 0	1- 3				
3- 9	0- 0	0- 0	AWAY	0- 0	0- 2	3- 7				
0- 0	0- 0	0- 0	NEUTRAL	0- 0	0- 0	0- 0				
0- 7	0- 0	0- 1	NON-CONFERENCE	0- 0	0- 1	0- 5				
0- 1	0- 0	0- 1	HOME	0- 0	0- 0	0- 0				
0- 6	0- 0	0- 0	AWAY	0- 0	0- 1	0- 5				
0- 0	0- 0	0- 0	NEUTRAL	0- 0	0- 0	0- 0				
4- 7	0- 0	0- 0	CONFERENCE	0- 1	0- 1	4- 5				
1- 4	0- 0	0- 0	HOME	0- 1	0- 0	1- 3				
3- 3	0- 0	0- 0	AWAY	0- 0	0- 1	3- 2				
0- 0	0- 0	0- 0	NEUTRAL	0- 0	0- 0	0- 0				

RPI	S	Opponent	Score	RPI	S	Opponent	Score	RPI	S	Opponent	Score	RPI	S	Opponent	Score	Team's RPI: 305
27	H	Ohio St.	74 104	93	H	Montana St.	48 85	111	A	Idaho	44 70	138	A	San Jose St.	67 73	
								159	A	Northern Ariz.	107 114	159	H	Northern Ariz.	65 85	
								168	A	UC Davis	75 77	186	H	Montana	60 64	
								187	A	Portland St.	73 70	216	H	Southern Utah	87 82	
								222	H	Northern Colo.	63 73	225	A	San Francisco	82 87	
								232	A	Idaho St.	62 80	289	A	Nevada	72 83	
								308	A	Eastern Wash.	74 67	313	A	Seattle U	84 88	
								316	A	Weber St.	91 67	317	A	Cal Poly	43 62	
LAST 10 Division I																
111	A	Idaho	44 70	222	H	Northern Colo.	63 73									
308	A	Eastern Wash.	74 67	316	A	Weber St.	91 67									
159	H	Northern Ariz.	65 85	159	A	Northern Ariz.	107 114									
187	A	Portland St.	73 70	232	A	Idaho St.	62 80									
216	H	Southern Utah	87 82	186	H	Montana	60 64									

Non-Div I Games: Cal Maritime 86 55 Pacific Union 94 35

Sacramento St.

Loss, Non-Conf, S Site, H Home A Away N Neutral

Saint Francis (PA)

Through Games Of Feb. 4, 2020

Average RPI Win:	301	WON-LOST	WINNING	LAST 10	STRENGTH OF	OPP. STRENGTH	TEAM	ADJ.	CONF.	ADJ CONF.
Average RPI Loss:	150	RECORD	PCT. RANK	GAMES	SCHEDULE	OF SCHEDULE	RPI	RPI	RPI	RPI
DIV. I ONLY	10- 12	206	7-3	290	265	255	255	30	30	
DIV. I NON-CONF.	2- 9	304	0	63	132	214	214	29	29	
TOTALS	RPI 1-25	RPI 26-50	W-L RECORDS	RPI 51-100	RPI 101-150	RPI 150+				
10- 12	0- 1	0- 2	OVERALL	0- 3	0- 1	10- 5				
5- 4	0- 0	0- 0	HOME	0- 1	0- 1	5- 2				
4- 7	0- 0	0- 2	AWAY	0- 2	0- 0	4- 3				
1- 1	0- 1	0- 0	NEUTRAL	0- 0	0- 0	1- 0				
2- 9	0- 1	0- 2	NON-CONFERENCE	0- 3	0- 1	2- 2				
0- 3	0- 0	0- 0	HOME	0- 1	0- 1	0- 1				
1- 5	0- 0	0- 2	AWAY	0- 2	0- 0	1- 1				
1- 1	0- 1	0- 0	NEUTRAL	0- 0	0- 0	1- 0				
8- 3	0- 0	0- 0	CONFERENCE	0- 0	0- 0	8- 3				
5- 1	0- 0	0- 0	HOME	0- 0	0- 0	5- 1				
3- 2	0- 0	0- 0	AWAY	0- 0	0- 0	3- 2				
0- 0	0- 0	0- 0	NEUTRAL	0- 0	0- 0	0- 0				

RPI 1-25				RPI 26-50				RPI 51-100				RPI 101+ Team's RPI: 255			
RPI	S	Opponent	Score	RPI	S	Opponent	Score	RPI	S	Opponent	Score	RPI	S	Opponent	Score
25	N	FGCU	64 97	34	A	Virginia Tech	41 105	74	H	Bucknell	46 70	107	H	Liberty	52 71
				38	A	West Virginia	45 74	80	A	South Fla.	23 62	206	H	Merrimack	56 71
								99	A	Duquesne	69 72	227	N	Stetson	78 73
												229	H	Youngstown St.	46 56
												250	A	Morehead St.	54 65
												283	H	Wagner	51 50
												284	H	Sacred Heart	60 58
												290	A	Vermont	73 69
												304	A	St. Francis Brooklyn	67 59
												304	H	St. Francis Brooklyn	82 72
												314	A	Bryant	63 60
												314	H	Bryant	64 58
												322	A	Fairleigh Dickinson	47 56
												334	A	LIU Brooklyn	53 71
												344	A	Central Conn. St.	64 52
												344	H	Central Conn. St.	72 68
LAST 10 Division I															
344	H	Central Conn. St.	72 68	284	H	Sacred Heart	60 58								
314	H	Bryant	64 58	283	H	Wagner	51 50								
334	A	LIU Brooklyn	53 71	304	H	St. Francis Brooklyn	82 72								
304	A	St. Francis Brooklyn	67 59	322	A	Fairleigh Dickinson	47 56								
206	H	Merrimack	56 71	344	A	Central Conn. St.	64 52								

Non-Div I Games:

Saint Francis (PA)

■ Loss,
 ■ Non-Conf,
 ■ S Site,
 ■ H Home
 ■ A Away
 N Neutral

Saint Joseph's

Through Games Of Feb. 4, 2020

Average RPI Win: 192	WON-LOST	WINNING	LAST 10	STRENGTH OF	OPP. STRENGTH	TEAM	ADJ.	CONF.	ADJ CONF.
Average RPI Loss: 121	RECORD	PCT. RANK	GAMES	SCHEDULE	OF SCHEDULE	RPI	RPI	RPI	RPI
DIV. I ONLY	8- 13	245	3-7	110	128	209	209	12	12
DIV. I NON-CONF.	6- 6	164	1-0	94	158	156	156	12	12
TOTALS	RPI 1-25	RPI 26-50	W-L RECORDS	RPI 51-100	RPI 101-150	RPI 150+			
8- 13	0- 0	0- 0	OVERALL	1- 5	2- 5	5- 3			
5- 6	0- 0	0- 0	HOME	1- 3	1- 2	3- 1			
2- 5	0- 0	0- 0	AWAY	0- 1	0- 3	2- 1			
1- 2	0- 0	0- 0	NEUTRAL	0- 1	1- 0	0- 1			
6- 6	0- 0	0- 0	NON-CONFERENCE	1- 3	1- 2	4- 1			
4- 2	0- 0	0- 0	HOME	1- 1	0- 1	3- 0			
1- 2	0- 0	0- 0	AWAY	0- 1	0- 1	1- 0			
1- 2	0- 0	0- 0	NEUTRAL	0- 1	1- 0	0- 1			
2- 7	0- 0	0- 0	CONFERENCE	0- 2	1- 3	1- 2			
1- 4	0- 0	0- 0	HOME	0- 2	1- 1	0- 1			
1- 3	0- 0	0- 0	AWAY	0- 0	0- 2	1- 1			
0- 0	0- 0	0- 0	NEUTRAL	0- 0	0- 0	0- 0			

RPI S	Opponent	Score	RPI S	Opponent	Score	RPI S	Opponent	Score	RPI S	Opponent	Score	Team's RPI: 209
						54 H	Temple	67 63	102 H	Penn	45 55	
						57 H	Drexel	52 62	106 A	VCU	40 47	
						76 N	Seton Hall	39 55	121 A	Auburn	62 66	
						78 H	Dayton	44 59	125 N	Harvard	63 39	
						88 A	Villanova	44 60	127 A	Massachusetts	43 61	
						99 H	Duquesne	51 58	131 H	Richmond	67 56	
									144 H	George Washington	50 56	
									176 A	Columbia	71 57	
									179 H	Rhode Island	47 49	
									183 H	American	72 51	
									197 N	Furman	48 63	
									204 A	La Salle	59 67	
									284 H	Sacred Heart	71 44	
									291 A	St. Bonaventure	61 60	
									292 H	Navy	49 40	
LAST 10 Division I												
			78 H	Dayton	44 59		179 H	Rhode Island	47 49			
			144 H	George Washington	50 56		127 A	Massachusetts	43 61			
			204 A	La Salle	59 67		106 A	VCU	40 47			
			291 A	St. Bonaventure	61 60		131 H	Richmond	67 56			
			99 H	Duquesne	51 58		292 H	Navy	49 40			

Non-Div I Games:

Saint Joseph's

■ Loss,
 ■ Non-Conf,
 ■ S Site,
 ■ H Home
 ■ A Away
 N Neutral

Average RPI Win:	167	WON-LOST	WINNING	LAST 10	STRENGTH OF	OPP. STRENGTH	TEAM	ADJ.	CONF.	ADJ CONF.
Average RPI Loss:	95	RECORD	PCT. RANK	GAMES	SCHEDULE	OF SCHEDULE	RPI	RPI	RPI	RPI
DIV. I ONLY	12- 9	127	5-5	78	105	90	90	12	12	
DIV. I NON-CONF.	8- 5	117	1-1	72	89	64	64	12	12	
TOTALS	RPI 1-25	RPI 26-50	W-L RECORDS	RPI 51-100	RPI 101-150	RPI 150+				
12- 9	0- 1	0- 0	OVERALL	5- 4	2- 4	5- 0				
6- 4	0- 1	0- 0	HOME	4- 1	1- 2	1- 0				
6- 5	0- 0	0- 0	AWAY	1- 3	1- 2	4- 0				
0- 0	0- 0	0- 0	NEUTRAL	0- 0	0- 0	0- 0				
8- 5	0- 1	0- 0	NON-CONFERENCE	4- 2	1- 2	3- 0				
4- 2	0- 1	0- 0	HOME	3- 0	1- 1	0- 0				
4- 3	0- 0	0- 0	AWAY	1- 2	0- 1	3- 0				
0- 0	0- 0	0- 0	NEUTRAL	0- 0	0- 0	0- 0				
4- 4	0- 0	0- 0	CONFERENCE	1- 2	1- 2	2- 0				
2- 2	0- 0	0- 0	HOME	1- 1	0- 1	1- 0				
2- 2	0- 0	0- 0	AWAY	0- 1	1- 1	1- 0				
0- 0	0- 0	0- 0	NEUTRAL	0- 0	0- 0	0- 0				

RPI S	Opponent	Score	RPI S	Opponent	Score	RPI S	Opponent	Score	RPI S	Opponent	Score
19	H Princeton	50 66				69	H UT Martin	56 50	106	H VCU	52 65
						70	H Illinois St.	61 56	115	A Fordham	54 66
						78	A Dayton	47 48	116	H Kansas	60 68
						79	A Southern Ill.	53 61	137	H Southeast Mo. St.	76 61
						81	H Colgate	61 51	144	A George Washington	59 45
						89	A Cincinnati	60 50	148	A Missouri	58 83
						95	H Davidson	58 65	204	A La Salle	77 61
						98	A Vanderbilt	50 62	210	A Northern Ky.	67 42
						99	H Duquesne	53 50	278	A Indiana St.	55 53
									291	H St. Bonaventure	72 51
									328	A SIUE	68 35
LAST 10 Division I											
144	A George Washington	59 45	106	H VCU	52 65						
99	H Duquesne	53 50	204	A La Salle	77 61						
115	A Fordham	54 66	95	H Davidson	58 65						
78	A Dayton	47 48	278	A Indiana St.	55 53						
291	H St. Bonaventure	72 51	116	H Kansas	60 68						

Non-Div I Games:

Saint Louis

■ Loss,
 ■ Non-Conf,
 ■ S Site,
 ■ H Home
 ■ A Away
 N Neutral

Saint Mary's (CA)

Through Games Of Feb. 4, 2020

Average RPI Win:	222	WON-LOST	WINNING	LAST 10	STRENGTH OF	OPP. STRENGTH	TEAM	ADJ.	CONF.	ADJ CONF.
Average RPI Loss:	115	RECORD	PCT. RANK	GAMES	SCHEDULE	OF SCHEDULE	RPI	RPI	RPI	RPI
DIV. I ONLY	10- 12	206	4-6	130	117	174	174	11	11	
DIV. I NON-CONF.	5- 6	187	0	103	148	177	177	11	11	
TOTALS	RPI 1-25	RPI 26-50	W-L RECORDS	RPI 51-100	RPI 101-150	RPI 150+				
10- 12	0- 2	1- 1	OVERALL	0- 2	0- 3	9- 4				
6- 5	0- 1	1- 1	HOME	0- 1	0- 2	5- 0				
3- 7	0- 1	0- 0	AWAY	0- 1	0- 1	3- 4				
1- 0	0- 0	0- 0	NEUTRAL	0- 0	0- 0	1- 0				
5- 6	0- 1	1- 1	NON-CONFERENCE	0- 1	0- 1	4- 2				
4- 2	0- 1	1- 1	HOME	0- 0	0- 0	3- 0				
0- 4	0- 0	0- 0	AWAY	0- 1	0- 1	0- 2				
1- 0	0- 0	0- 0	NEUTRAL	0- 0	0- 0	1- 0				
5- 6	0- 1	0- 0	CONFERENCE	0- 1	0- 2	5- 2				
2- 3	0- 0	0- 0	HOME	0- 1	0- 2	2- 0				
3- 3	0- 1	0- 0	AWAY	0- 0	0- 0	3- 2				
0- 0	0- 0	0- 0	NEUTRAL	0- 0	0- 0	0- 0				

RPI 1-25				RPI 26-50				RPI 51-100				RPI 101+ Team's RPI: 174			
RPI	S	Opponent	Score	RPI	S	Opponent	Score	RPI	S	Opponent	Score	RPI	S	Opponent	Score
5	A	Gonzaga	49 74	32	H	Western Ky.	80 73	62	A	UCF	58 67	108	H	Pacific	66 68
15	H	NC State	70 87	35	H	Marquette	63 77	65	H	BYU	55 65	116	A	Kansas	81 86
												124	H	San Diego	54 72
												154	A	Portland	65 78
												168	H	UC Davis	83 74
												180	A	Santa Clara	95 87
												189	A	Wyoming	67 69
												218	A	Pepperdine	64 73
												218	H	Pepperdine	85 78
												225	A	San Francisco	86 79
												263	A	LMU (CA)	70 61
												263	H	LMU (CA)	86 70
												265	H	UC Santa Barbara	64 43
												289	A	Nevada	72 78
												291	N	St. Bonaventure	72 57
												317	H	Cal Poly	84 67
LAST 10 Division I															
218	A	Pepperdine	64 73	154	A	Portland	65 78								
263	A	LMU (CA)	70 61	5	A	Gonzaga	49 74								
108	H	Pacific	66 68	263	H	LMU (CA)	86 70								
65	H	BYU	55 65	218	H	Pepperdine	85 78								
124	H	San Diego	54 72	180	A	Santa Clara	95 87								

Non-Div I Games:

Saint Mary's (CA)

■ Loss,
 ■ Non-Conf,
 ■ S Site,
 ■ Home
 ■ Away
 N Neutral

Saint Peter's

Through Games Of Feb. 4, 2020

Average RPI Win:	311	WON-LOST	WINNING	LAST 10	STRENGTH OF	OPP. STRENGTH	TEAM	ADJ.	CONF.	ADJ CONF.
Average RPI Loss:	233	RECORD	PCT. RANK	GAMES	SCHEDULE	OF SCHEDULE	RPI	RPI	RPI	RPI
DIV. I ONLY	5- 14	290	2-8	346	324	336	336	24	24	
DIV. I NON-CONF.	3- 6	235	0	345	346	329	329	25	25	
TOTALS	RPI 1-25	RPI 26-50	W-L RECORDS	RPI 51-100	RPI 101-150	RPI 150+				
5- 14	0- 0	0- 0	OVERALL	0- 1	0- 1	5- 12				
2- 5	0- 0	0- 0	HOME	0- 0	0- 1	2- 4				
3- 9	0- 0	0- 0	AWAY	0- 1	0- 0	3- 8				
0- 0	0- 0	0- 0	NEUTRAL	0- 0	0- 0	0- 0				
3- 6	0- 0	0- 0	NON-CONFERENCE	0- 0	0- 1	3- 5				
1- 2	0- 0	0- 0	HOME	0- 0	0- 1	1- 1				
2- 4	0- 0	0- 0	AWAY	0- 0	0- 0	2- 4				
0- 0	0- 0	0- 0	NEUTRAL	0- 0	0- 0	0- 0				
2- 8	0- 0	0- 0	CONFERENCE	0- 1	0- 0	2- 7				
1- 3	0- 0	0- 0	HOME	0- 0	0- 0	1- 3				
1- 5	0- 0	0- 0	AWAY	0- 1	0- 0	1- 4				
0- 0	0- 0	0- 0	NEUTRAL	0- 0	0- 0	0- 0				

RPI 1-25				RPI 26-50				RPI 51-100				RPI 101+				Team's RPI: 336	
RPI	S	Opponent	Score	RPI	S	Opponent	Score	RPI	S	Opponent	Score	RPI	S	Opponent	Score		
								82	A	Marist	76	96	136	H	Lehigh	71	80
													165	H	Quinnipiac	64	91
													208	A	Fairfield	48	67
													217	A	Manhattan	64	68
													217	H	Manhattan	52	85
													230	H	Morgan St.	78	77
													234	A	Iona	59	69
													248	A	Niagara	89	97
													262	A	Delaware St.	66	89
													274	A	Howard	80	92
													279	H	Monmouth	67	81
													283	A	Wagner	89	90
													307	H	Siena	87	83
													322	H	Fairleigh Dickinson	71	77
													330	A	NJIT	73	76
													334	A	LIU Brooklyn	89	74
													341	A	Canisius	86	68
													343	A	Coppin St.	82	57
LAST 10 Division I																	
				217	A	Manhattan	64	68		279	H	Monmouth	67	81			
				165	H	Quinnipiac	64	91		208	A	Fairfield	48	67			
				341	A	Canisius	86	68		217	H	Manhattan	52	85			
				248	A	Niagara	89	97		307	H	Siena	87	83			
				234	A	Iona	59	69		82	A	Marist	76	96			

Non-Div I Games:

Saint Peter's

■ Loss,
■ Non-Conf,
■ S Site,
■ H Home
■ A Away
N Neutral

Average RPI Win:	240	WON-LOST	WINNING	LAST 10	STRENGTH OF	OPP. STRENGTH	TEAM	ADJ.	CONF.	ADJ CONF.
Average RPI Loss:	158	RECORD	PCT. RANK	GAMES	SCHEDULE	OF SCHEDULE	RPI	RPI	RPI	RPI
DIV. I ONLY	11- 6	92	8-2	282	238	142	142	23	23	
DIV. I NON-CONF.	2- 4	235	0	263	146	235	235	21	21	
TOTALS	RPI 1-25	RPI 26-50	W-L RECORDS	RPI 51-100	RPI 101-150	RPI 150+				
11- 6	0- 0	0- 1	OVERALL	0- 0	1- 3	10- 2				
5- 1	0- 0	0- 0	HOME	0- 0	1- 1	4- 0				
6- 5	0- 0	0- 1	AWAY	0- 0	0- 2	6- 2				
0- 0	0- 0	0- 0	NEUTRAL	0- 0	0- 0	0- 0				
2- 4	0- 0	0- 1	NON-CONFERENCE	0- 0	0- 1	2- 2				
1- 0	0- 0	0- 0	HOME	0- 0	0- 0	1- 0				
1- 4	0- 0	0- 1	AWAY	0- 0	0- 1	1- 2				
0- 0	0- 0	0- 0	NEUTRAL	0- 0	0- 0	0- 0				
9- 2	0- 0	0- 0	CONFERENCE	0- 0	1- 2	8- 0				
4- 1	0- 0	0- 0	HOME	0- 0	1- 1	3- 0				
5- 1	0- 0	0- 0	AWAY	0- 0	0- 1	5- 0				
0- 0	0- 0	0- 0	NEUTRAL	0- 0	0- 0	0- 0				

RPI S	Opponent	Score	RPI S	Opponent	Score	RPI S	Opponent	Score	RPI S	Opponent	Score	Team's RPI: 142
39	A Oklahoma	71 95							114	H SFA	63 55	
									120	H Abilene Christian	73 81	
									123	A A&M-Corpus Christi	54 57	
									141	A Texas Tech	57 99	
									152	H Louisiana	77 73	
									157	A New Orleans	78 46	
									212	H Lamar University	68 47	
									215	A Central Ark.	72 54	
									223	A Southeastern La.	84 69	
									253	A Oral Roberts	41 64	
									273	A Ole Miss	69 75	
									288	H Nicholls St.	87 71	
									299	A UTSA	81 77	
									310	A Houston Baptist	97 69	
									333	H McNeese	92 59	
									342	A Northwestern St.	79 69	
LAST 10 Division I												
114	H SFA	63 55	215	A Central Ark.	72 54							
123	A A&M-Corpus Christi	54 57	223	A Southeastern La.	84 69							
120	H Abilene Christian	73 81	288	H Nicholls St.	87 71							
310	A Houston Baptist	97 69	333	H McNeese	92 59							
212	H Lamar University	68 47	157	A New Orleans	78 46							

Non-Div I Games: Jarvis Christian 114 46 Howard Payne 91 49 Wiley 102 52

Sam Houston St.

Loss, Non-Conf, S Site, H Home A Away N Neutral

Average RPI Win: 260	WON-LOST	WINNING	LAST 10	STRENGTH OF	OPP. STRENGTH	TEAM	ADJ.	CONF.	ADJ CONF.
Average RPI Loss: 104	RECORD	PCT. RANK	GAMES	SCHEDULE	OF SCHEDULE	RPI	RPI	RPI	RPI
DIV. I ONLY	10- 11	190	8-2	141	223	146	146	25	25
DIV. I NON-CONF.	4- 10	259	2-1	60	222	157	157	24	24
TOTALS	RPI 1-25	RPI 26-50	W-L RECORDS	RPI 51-100	RPI 101-150	RPI 150+			
10- 11	0- 2	0- 1	OVERALL	0- 2	0- 3	10- 3			
3- 3	0- 0	0- 1	HOME	0- 1	0- 0	3- 1			
6- 8	0- 2	0- 0	AWAY	0- 1	0- 3	6- 2			
1- 0	0- 0	0- 0	NEUTRAL	0- 0	0- 0	1- 0			
4- 10	0- 2	0- 1	NON-CONFERENCE	0- 2	0- 3	4- 2			
0- 3	0- 0	0- 1	HOME	0- 1	0- 0	0- 1			
3- 7	0- 2	0- 0	AWAY	0- 1	0- 3	3- 1			
1- 0	0- 0	0- 0	NEUTRAL	0- 0	0- 0	1- 0			
6- 1	0- 0	0- 0	CONFERENCE	0- 0	0- 0	6- 1			
3- 0	0- 0	0- 0	HOME	0- 0	0- 0	3- 0			
3- 1	0- 0	0- 0	AWAY	0- 0	0- 0	3- 1			
0- 0	0- 0	0- 0	NEUTRAL	0- 0	0- 0	0- 0			

RPI 1-25				RPI 26-50				RPI 51-100				RPI 101+ Team's RPI: 146			
RPI	S	Opponent	Score	RPI	S	Opponent	Score	RPI	S	Opponent	Score	RPI	S	Opponent	Score
23	A	Florida St.	59 88	32	H	Western Ky.	84 88	64	H	Troy	65 74	109	A	UAB	69 76
24	A	Kentucky	49 79					69	A	UT Martin	75 80	115	A	Fordham	37 68
												117	A	Florida	48 84
												151	A	UNC Greensboro	56 42
												163	H	Tennessee Tech	57 72
												175	A	North Ala.	79 63
												197	A	Furman	69 77
												207	A	Murray St.	84 56
												221	H	Chattanooga	60 46
												226	A	Kennesaw St.	55 60
												260	H	ETSU	68 34
												271	A	Wofford	74 58
												312	N	Hofstra	65 45
												331	H	Mercer	72 64
												332	A	Alabama St.	83 48
												338	A	Western Caro.	62 50
LAST 10 Division I															
151	A	UNC Greensboro	56 42	197	A	Furman	69 77								
338	A	Western Caro.	62 50	271	A	Wofford	74 58								
260	H	ETSU	68 34	312	N	Hofstra	65 45								
221	H	Chattanooga	60 46	115	A	Fordham	37 68								
331	H	Mercer	72 64	207	A	Murray St.	84 56								

Non-Div I Games: Montevallo 81 60

Samford

■ Loss,
 ■ Non-Conf, S Site,
 ■ Home
 ■ Away
 N Neutral

Average RPI Win:	213	WON-LOST	WINNING	LAST 10	STRENGTH OF	OPP. STRENGTH	TEAM	ADJ.	CONF.	ADJ CONF.
Average RPI Loss:	117	RECORD	PCT. RANK	GAMES	SCHEDULE	OF SCHEDULE	RPI	RPI	RPI	RPI
DIV. I ONLY	12- 9	127	7-3	113	159	124	124	11	11	
DIV. I NON-CONF.	5- 5	164	0	203	312	229	229	11	11	
TOTALS	RPI 1-25	RPI 26-50	W-L RECORDS	RPI 51-100	RPI 101-150	RPI 150+				
12- 9	0- 2	0- 0	OVERALL	0- 1	1- 4	11- 2				
6- 5	0- 1	0- 0	HOME	0- 0	0- 3	6- 1				
6- 4	0- 1	0- 0	AWAY	0- 1	1- 1	5- 1				
0- 0	0- 0	0- 0	NEUTRAL	0- 0	0- 0	0- 0				
5- 5	0- 0	0- 0	NON-CONFERENCE	0- 0	0- 4	5- 1				
3- 4	0- 0	0- 0	HOME	0- 0	0- 3	3- 1				
2- 1	0- 0	0- 0	AWAY	0- 0	0- 1	2- 0				
0- 0	0- 0	0- 0	NEUTRAL	0- 0	0- 0	0- 0				
7- 4	0- 2	0- 0	CONFERENCE	0- 1	1- 0	6- 1				
3- 1	0- 1	0- 0	HOME	0- 0	0- 0	3- 0				
4- 3	0- 1	0- 0	AWAY	0- 1	1- 0	3- 1				
0- 0	0- 0	0- 0	NEUTRAL	0- 0	0- 0	0- 0				

RPI 1-25				RPI 26-50				RPI 51-100				RPI 101+ Team's RPI: 124			
RPI	S	Opponent	Score	RPI	S	Opponent	Score	RPI	S	Opponent	Score	RPI	S	Opponent	Score
5	A	Gonzaga	46 57					65	A	BYU	36 52	108	A	Pacific	66 64
5	H	Gonzaga	42 57									111	H	Idaho	32 65
												133	H	Washington	47 65
												138	A	San Jose St.	82 88
												141	H	Texas Tech	60 64
												154	A	Portland	62 58
												154	H	Portland	74 55
												174	A	Saint Mary's (CA)	72 54
												180	H	Santa Clara	50 47
												193	H	Towson	81 67
												218	A	Pepperdine	57 73
												225	H	San Francisco	54 50
												235	H	Cal St. Fullerton	67 72
												241	A	San Diego St.	70 47
												263	A	LMU (CA)	67 59
												272	H	CSUN	59 40
												279	H	Monmouth	57 49
												315	A	Air Force	70 59
LAST 10 Division I															
154	A	Portland	62 58	174	A	Saint Mary's (CA)	72 54								
5	A	Gonzaga	46 57	65	A	BYU	36 52								
225	H	San Francisco	54 50	5	H	Gonzaga	42 57								
180	H	Santa Clara	50 47	154	H	Portland	74 55								
108	A	Pacific	66 64	263	A	LMU (CA)	67 59								

Non-Div I Games: Biola 81 28

San Diego

■ Loss,
 ■ Non-Conf,
 ■ S Site,
 ■ Home
 ■ A Away
 N Neutral

Average RPI Win:	247	WON-LOST	WINNING	LAST 10	STRENGTH OF	OPP. STRENGTH	TEAM	ADJ.	CONF.	ADJ CONF.
Average RPI Loss:	179	RECORD	PCT. RANK	GAMES	SCHEDULE	OF SCHEDULE	RPI	RPI	RPI	RPI
DIV. I ONLY	10- 13	220	5-5	196	276	241	241	17	17	
DIV. I NON-CONF.	4- 7	225	0	271	322	300	300	23	23	
TOTALS	RPI 1-25	RPI 26-50	W-L RECORDS	RPI 51-100	RPI 101-150	RPI 150+				
10- 13	0- 0	0- 0	OVERALL	0- 2	0- 4	10- 7				
7- 6	0- 0	0- 0	HOME	0- 1	0- 2	7- 3				
3- 7	0- 0	0- 0	AWAY	0- 1	0- 2	3- 4				
0- 0	0- 0	0- 0	NEUTRAL	0- 0	0- 0	0- 0				
4- 7	0- 0	0- 0	NON-CONFERENCE	0- 0	0- 2	4- 5				
2- 5	0- 0	0- 0	HOME	0- 0	0- 2	2- 3				
2- 2	0- 0	0- 0	AWAY	0- 0	0- 0	2- 2				
0- 0	0- 0	0- 0	NEUTRAL	0- 0	0- 0	0- 0				
6- 6	0- 0	0- 0	CONFERENCE	0- 2	0- 2	6- 2				
5- 1	0- 0	0- 0	HOME	0- 1	0- 0	5- 0				
1- 5	0- 0	0- 0	AWAY	0- 1	0- 2	1- 2				
0- 0	0- 0	0- 0	NEUTRAL	0- 0	0- 0	0- 0				

RPI 1-25			RPI 26-50			RPI 51-100				RPI 101+		Team's RPI: 241		
RPI	S	Opponent	Score	RPI	S	Opponent	Score	RPI	S	Opponent	Score			
								71	A	Fresno St.	54	79		
								71	H	Fresno St.	60	65		
										101	A	Boise St.	72	86
										124	H	San Diego	47	70
										128	H	California	48	74
										138	A	San Jose St.	67	84
										188	H	UNLV	48	39
										189	A	Wyoming	67	81
										189	H	Wyoming	67	60
										191	A	Hawaii	58	61
										193	H	Towson	80	72
										203	H	Arkansas St.	62	71
										205	H	New Mexico	75	74
										235	H	Cal St. Fullerton	55	45
										265	A	UC Santa Barbara	52	64
										267	H	Colorado St.	59	49
										272	H	CSUN	69	74
										281	H	Alabama A&M	53	61
										289	A	Nevada	69	70
										294	A	Utah St.	59	51
										294	H	Utah St.	66	62
										300	A	California Baptist	80	68
										303	A	Incarnate Word	57	48
LAST 10 Division I														
294	A	Utah St.	59	51	71	H	Fresno St.	60	65					
205	H	New Mexico	75	74	101	A	Boise St.	72	86					
188	H	UNLV	48	39	189	H	Wyoming	67	60					
189	A	Wyoming	67	81	294	H	Utah St.	66	62					
289	A	Nevada	69	70	71	A	Fresno St.	54	79					

Non-Div I Games: Westcliff 77 56

San Diego St.

San Francisco

Through Games Of Feb. 4, 2020

Average RPI Win:	236	WON-LOST	WINNING	LAST 10	STRENGTH OF	OPP. STRENGTH	TEAM	ADJ.	CONF.	ADJ CONF.
Average RPI Loss:	123	RECORD	PCT. RANK	GAMES	SCHEDULE	OF SCHEDULE	RPI	RPI	RPI	RPI
DIV. I ONLY	8- 14	251	1-9	139	136	225	225	11	11	
DIV. I NON-CONF.	7- 5	131	0	132	230	126	126	11	11	
TOTALS	RPI 1-25	RPI 26-50	W-L RECORDS	RPI 51-100	RPI 101-150	RPI 150+				
8- 14	0- 3	0- 0	OVERALL	0- 1	1- 4	7- 6				
3- 7	0- 2	0- 0	HOME	0- 0	0- 2	3- 3				
2- 6	0- 0	0- 0	AWAY	0- 1	0- 2	2- 3				
3- 1	0- 1	0- 0	NEUTRAL	0- 0	1- 0	2- 0				
7- 5	0- 2	0- 0	NON-CONFERENCE	0- 0	1- 2	6- 1				
3- 2	0- 1	0- 0	HOME	0- 0	0- 1	3- 0				
1- 2	0- 0	0- 0	AWAY	0- 0	0- 1	1- 1				
3- 1	0- 1	0- 0	NEUTRAL	0- 0	1- 0	2- 0				
1- 9	0- 1	0- 0	CONFERENCE	0- 1	0- 2	1- 5				
0- 5	0- 1	0- 0	HOME	0- 0	0- 1	0- 3				
1- 4	0- 0	0- 0	AWAY	0- 1	0- 1	1- 2				
0- 0	0- 0	0- 0	NEUTRAL	0- 0	0- 0	0- 0				

RPI 1-25				RPI 26-50				RPI 51-100				RPI 101+ Team's RPI: 225			
RPI	S	Opponent	Score	RPI	S	Opponent	Score	RPI	S	Opponent	Score	RPI	S	Opponent	Score
4	H	Stanford	71 97					65	A	BYU	44 57	108	H	Pacific	61 84
5	H	Gonzaga	46 69									111	H	Idaho	60 66
14	N	Mississippi St.	38 73									124	A	San Diego	50 54
												133	A	Washington	54 73
												149	N	Houston	80 57
												154	H	Portland	66 73
												168	A	UC Davis	67 79
												174	H	Saint Mary's (CA)	79 86
												180	A	Santa Clara	72 66
												180	H	Santa Clara	72 80
												218	A	Pepperdine	70 82
												222	A	Northern Colo.	90 83
												231	N	Bowling Green	64 56
												235	H	Cal St. Fullerton	71 63
												263	A	LMU (CA)	69 76
												272	H	CSUN	79 61
												297	N	UC Irvine	68 61
												305	H	Sacramento St.	87 82
LAST 10 Division I															
180	A	Santa Clara	72 66	218	A	Pepperdine	70 82								
124	A	San Diego	50 54	263	A	LMU (CA)	69 76								
65	A	BYU	44 57	180	H	Santa Clara	72 80								
5	H	Gonzaga	46 69	108	H	Pacific	61 84								
154	H	Portland	66 73	174	H	Saint Mary's (CA)	79 86								

Non-Div I Games:

San Francisco

Loss, Non-Conf, S Site, H Home A Away N Neutral

Average RPI Win:	228	WON-LOST	WINNING	LAST 10	STRENGTH OF	OPP. STRENGTH	TEAM	ADJ.	CONF.	ADJ CONF.
Average RPI Loss:	166	RECORD	PCT. RANK	GAMES	SCHEDULE	OF SCHEDULE	RPI	RPI	RPI	RPI
DIV. I ONLY	14- 7	76	7-3	266	198	138	138	17	17	
DIV. I NON-CONF.	5- 5	164	0-1	305	195	245	245	23	23	
TOTALS	RPI 1-25	RPI 26-50	W-L RECORDS	RPI 51-100	RPI 101-150	RPI 150+				
14- 7	0- 0	0- 0	OVERALL	1- 2	2- 0	11- 5				
8- 1	0- 0	0- 0	HOME	1- 1	2- 0	5- 0				
6- 4	0- 0	0- 0	AWAY	0- 0	0- 0	6- 4				
0- 2	0- 0	0- 0	NEUTRAL	0- 1	0- 0	0- 1				
5- 5	0- 0	0- 0	NON-CONFERENCE	1- 1	1- 0	3- 4				
4- 0	0- 0	0- 0	HOME	1- 0	1- 0	2- 0				
1- 3	0- 0	0- 0	AWAY	0- 0	0- 0	1- 3				
0- 2	0- 0	0- 0	NEUTRAL	0- 1	0- 0	0- 1				
9- 2	0- 0	0- 0	CONFERENCE	0- 1	1- 0	8- 1				
4- 1	0- 0	0- 0	HOME	0- 1	1- 0	3- 0				
5- 1	0- 0	0- 0	AWAY	0- 0	0- 0	5- 1				
0- 0	0- 0	0- 0	NEUTRAL	0- 0	0- 0	0- 0				

RPI 1-25			RPI 26-50			RPI 51-100			RPI 101+			Team's RPI: 138
RPI	S	Opponent	Score	RPI	S	Opponent	Score	RPI	S	Opponent	Score	
						65 N	BYU	56	75	101 H	Boise St.	74 61
						71 H	Fresno St.	76	85	124 H	San Diego	88 82
						91 H	Buffalo	95	88	159 N	Northern Ariz.	64 67
										180 A	Santa Clara	81 89
										188 H	UNLV	62 60
										189 A	Wyoming	45 80
										200 A	CSU Bakersfield	71 75
										205 A	New Mexico	81 80
										205 H	New Mexico	89 85
										241 H	San Diego St.	84 67
										265 A	UC Santa Barbara	73 70
										267 A	Colorado St.	58 53
										289 A	Nevada	72 70
										294 A	Utah St.	76 61
										297 A	UC Irvine	77 79
										305 H	Sacramento St.	73 67
										308 H	Eastern Wash.	84 66
										315 A	Air Force	68 60
LAST 10 Division I												
						189 A	Wyoming	45	80	267 A	Colorado St.	58 53
						101 H	Boise St.	74	61	289 A	Nevada	72 70
						315 A	Air Force	68	60	71 H	Fresno St.	76 85
						205 H	New Mexico	89	85	205 A	New Mexico	81 80
						188 H	UNLV	62	60	159 N	Northern Ariz.	64 67

Non-Div I Games: La Verne 128 62

San Jose St.

Santa Clara

Through Games Of Feb. 4, 2020

Average RPI Win:	167	WON-LOST	WINNING	LAST 10	STRENGTH OF	OPP. STRENGTH	TEAM	ADJ.	CONF.	ADJ CONF.
Average RPI Loss:	143	RECORD	PCT. RANK	GAMES	SCHEDULE	OF SCHEDULE	RPI	RPI	RPI	RPI
DIV. I ONLY	7- 13	257	2-8	83	120	180	180	11	11	
DIV. I NON-CONF.	5- 5	164	0	53	179	89	89	11	11	
TOTALS	RPI 1-25	RPI 26-50	W-L RECORDS	RPI 51-100	RPI 101-150	RPI 150+				
7- 13	0- 2	0- 1	OVERALL	1- 1	2- 2	4- 7				
3- 5	0- 1	0- 0	HOME	1- 0	2- 0	0- 4				
3- 7	0- 1	0- 1	AWAY	0- 1	0- 2	3- 2				
1- 1	0- 0	0- 0	NEUTRAL	0- 0	0- 0	1- 1				
5- 5	0- 1	0- 1	NON-CONFERENCE	1- 0	1- 1	3- 2				
2- 1	0- 0	0- 0	HOME	1- 0	1- 0	0- 1				
2- 3	0- 1	0- 1	AWAY	0- 0	0- 1	2- 0				
1- 1	0- 0	0- 0	NEUTRAL	0- 0	0- 0	1- 1				
2- 8	0- 1	0- 0	CONFERENCE	0- 1	1- 1	1- 5				
1- 4	0- 1	0- 0	HOME	0- 0	1- 0	0- 3				
1- 4	0- 0	0- 0	AWAY	0- 1	0- 1	1- 2				
0- 0	0- 0	0- 0	NEUTRAL	0- 0	0- 0	0- 0				















































RPI 1-25				RPI 26-50				RPI 51-100				RPI 101+ Team's RPI: 180			
RPI	S	Opponent	Score	RPI	S	Opponent	Score	RPI	S	Opponent	Score	RPI	S	Opponent	Score
5	H	Gonzaga	52 67	26	A	Arizona	52 65	65	A	BYU	48 71	108	H	Pacific	75 65
9	A	Missouri St.	64 71					71	H	Fresno St.	90 66	124	A	San Diego	47 50
												128	A	California	65 69
												138	H	San Jose St.	89 81
												154	H	Portland	77 80
												168	A	UC Davis	62 61
												174	H	Saint Mary's (CA)	87 95
												186	N	Montana	68 58
												214	N	Delaware	80 81
												218	A	Pepperdine	71 79
												225	A	San Francisco	80 72
												225	H	San Francisco	66 72
												259	H	Long Beach St.	46 54
												263	A	LMU (CA)	59 75
												272	A	CSUN	76 55
LAST 10 Division I															
225	H	San Francisco	66 72	263	A	LMU (CA)	59 75								
65	A	BYU	48 71	218	A	Pepperdine	71 79								
124	A	San Diego	47 50	225	A	San Francisco	80 72								
154	H	Portland	77 80	174	H	Saint Mary's (CA)	87 95								
5	H	Gonzaga	52 67	108	H	Pacific	75 65								

Non-Div I Games: UC Santa Cruz 109 51

Santa Clara






Loss, Non-Conf, S Site, H Home A Away N Neutral

Average RPI Win: 288	WON-LOST	WINNING	LAST 10	STRENGTH OF	OPP. STRENGTH	TEAM	ADJ.	CONF.	ADJ CONF.
Average RPI Loss: 225	RECORD	PCT. RANK	GAMES	SCHEDULE	OF SCHEDULE	RPI	RPI	RPI	RPI
DIV. I ONLY	6- 12	263	4-6	329	346	313	313	32	32
DIV. I NON-CONF.	3- 7	252	1-1	268	323	305	305	32	32
TOTALS	RPI 1-25	RPI 26-50	W-L RECORDS	RPI 51-100	RPI 101-150	RPI 150+			
6- 12	0- 0	0- 0	OVERALL	0- 1	0- 2	6- 9			
4- 4	0- 0	0- 0	HOME	0- 1	0- 1	4- 2			
2- 8	0- 0	0- 0	AWAY	0- 0	0- 1	2- 7			
0- 0	0- 0	0- 0	NEUTRAL	0- 0	0- 0	0- 0			
3- 7	0- 0	0- 0	NON-CONFERENCE	0- 1	0- 2	3- 4			
2- 2	0- 0	0- 0	HOME	0- 1	0- 1	2- 0			
1- 5	0- 0	0- 0	AWAY	0- 0	0- 1	1- 4			
0- 0	0- 0	0- 0	NEUTRAL	0- 0	0- 0	0- 0			
3- 5	0- 0	0- 0	CONFERENCE	0- 0	0- 0	3- 5			
2- 2	0- 0	0- 0	HOME	0- 0	0- 0	2- 2			
1- 3	0- 0	0- 0	AWAY	0- 0	0- 0	1- 3			
0- 0	0- 0	0- 0	NEUTRAL	0- 0	0- 0	0- 0			

RPI 1-25			RPI 26-50			RPI 51-100			RPI 101+ Team's RPI: 313		
RPI	S	Opponent	Score	RPI	S	Opponent	Score	RPI	S	Opponent	Score
						93  Montana St.	65  73	111  Idaho		84  90	
								133  Washington		46  78	
								159  Northern Ariz.		80  88	
								200  CSU Bakersfield		63 57	
								232  Idaho St.		48  73	
								235  Cal St. Fullerton		63  81	
								249  UMKC		65  76	
								251  Grand Canyon		48  56	
								259  Long Beach St.		66 54	
								294  Utah St.		63  70	
								300  California Baptist		83 49	
								301  UTRGV		81  85	
								305  Sacramento St.		88 84	
								317  Cal Poly		72 49	
								320  New Mexico St.		65  83	
								326  Utah Valley		58  70	
								349  Chicago St.		80 51	
LAST 10 Division I											
300  California Baptist		83	49	326  Utah Valley		58	 70				
200  CSU Bakersfield		63	57	349  Chicago St.		80	51				
251  Grand Canyon		48	 56	249  UMKC		65	 76				
320  New Mexico St.		65	 83	235  Cal St. Fullerton		63	 81				
301  UTRGV		81	 85	317  Cal Poly		72	49				

Non-Div I Games: Warner Pacific 89 47 Saint Martin's 91 81 Central Wash. 75 65

Seattle U

 Loss,  Non-Conf,  Site,  Home  Away N Neutral

Average RPI Win: 168	WON-LOST	WINNING	LAST 10	STRENGTH OF	OPP. STRENGTH	TEAM	ADJ.	CONF.	ADJ CONF.
Average RPI Loss: 56	RECORD	PCT. RANK	GAMES	SCHEDULE	OF SCHEDULE	RPI	RPI	RPI	RPI
DIV. I ONLY	14- 8	96	6-4	77	62	76	76	6	6
DIV. I NON-CONF.	7- 4	100	0	54	100	78	78	6	6
TOTALS	RPI 1-25	RPI 26-50	W-L RECORDS	RPI 51-100	RPI 101-150	RPI 150+			
14- 8	0- 3	1- 2	OVERALL	3- 2	2- 1	8- 0			
7- 4	0- 2	1- 1	HOME	0- 1	2- 0	4- 0			
5- 3	0- 1	0- 1	AWAY	2- 0	0- 1	3- 0			
2- 1	0- 0	0- 0	NEUTRAL	1- 1	0- 0	1- 0			
7- 4	0- 2	0- 0	NON-CONFERENCE	1- 1	1- 1	5- 0			
4- 2	0- 2	0- 0	HOME	0- 0	1- 0	3- 0			
1- 1	0- 0	0- 0	AWAY	0- 0	0- 1	1- 0			
2- 1	0- 0	0- 0	NEUTRAL	1- 1	0- 0	1- 0			
7- 4	0- 1	1- 2	CONFERENCE	2- 1	1- 0	3- 0			
3- 2	0- 0	1- 1	HOME	0- 1	1- 0	1- 0			
4- 2	0- 1	0- 1	AWAY	2- 0	0- 0	2- 0			
0- 0	0- 0	0- 0	NEUTRAL	0- 0	0- 0	0- 0			

RPI 1-25				RPI 26-50				RPI 51-100				Team's RPI: 76		RPI 101+			
RPI	S	Opponent	Score	RPI	S	Opponent	Score	RPI	S	Opponent	Score			RPI	S	Opponent	Score
10	H	UConn	78 92	30	H	Creighton	82 70	87	N	Georgia Tech	54 79			106	H	VCU	53 33
19	H	Princeton	76 78	35	A	Marquette	60 81	88	A	Villanova	65 63			132	H	Providence	97 55
20	A	DePaul	68 85	50	H	St. John's (NY)	66 82	88	H	Villanova	55 61			136	A	Lehigh	68 75
								94	A	Butler	67 62			156	H	Lafayette	74 50
								98	N	Vanderbilt	69 65			208	H	Fairfield	74 44
														209	N	Saint Joseph's	55 39
														234	A	Iona	89 37
														238	A	Georgetown	61 47
														238	H	Georgetown	79 60
														239	A	Xavier	83 61
														284	H	Sacred Heart	95 69
LAST 10 Division I																	
				88	A	Villanova	65 63	35	A	Marquette	60 81						
				238	A	Georgetown	61 47	20	A	DePaul	68 85						
				50	H	St. John's (NY)	66 82	238	H	Georgetown	79 60						
				132	H	Providence	97 55	88	H	Villanova	55 61						
				30	H	Creighton	82 70	239	A	Xavier	83 61						

Non-Div I Games:

Seton Hall

■ Loss,
■ Non-Conf,
■ S Site,
■ H Home
■ A Away
N Neutral

Average RPI Win:	301	WON-LOST	WINNING	LAST 10	STRENGTH OF	OPP. STRENGTH	TEAM	ADJ.	CONF.	ADJ CONF.
Average RPI Loss:	183	RECORD	PCT. RANK	GAMES	SCHEDULE	OF SCHEDULE	RPI	RPI	RPI	RPI
DIV. I ONLY	6- 13	275	4-6	261	347	307	307	24	24	
DIV. I NON-CONF.	2- 7	288	0	114	344	290	290	25	25	
TOTALS	RPI 1-25	RPI 26-50	W-L RECORDS	RPI 51-100	RPI 101-150	RPI 150+				
6- 13	0- 0	0- 0	OVERALL	0- 2	0- 3	6- 8				
5- 4	0- 0	0- 0	HOME	0- 0	0- 0	5- 4				
1- 9	0- 0	0- 0	AWAY	0- 2	0- 3	1- 4				
0- 0	0- 0	0- 0	NEUTRAL	0- 0	0- 0	0- 0				
2- 7	0- 0	0- 0	NON-CONFERENCE	0- 1	0- 3	2- 3				
2- 1	0- 0	0- 0	HOME	0- 0	0- 0	2- 1				
0- 6	0- 0	0- 0	AWAY	0- 1	0- 3	0- 2				
0- 0	0- 0	0- 0	NEUTRAL	0- 0	0- 0	0- 0				
4- 6	0- 0	0- 0	CONFERENCE	0- 1	0- 0	4- 5				
3- 3	0- 0	0- 0	HOME	0- 0	0- 0	3- 3				
1- 3	0- 0	0- 0	AWAY	0- 1	0- 0	1- 2				
0- 0	0- 0	0- 0	NEUTRAL	0- 0	0- 0	0- 0				

RPI 1-25				RPI 26-50				RPI 51-100				RPI 101+				Team's RPI: 307	
RPI	S	Opponent	Score	RPI	S	Opponent	Score	RPI	S	Opponent	Score	RPI	S	Opponent	Score		
								81	A	Colgate	51	88	102	A	Penn	44	92
								85	A	Rider	66	70	125	A	Harvard	51	68
													127	A	Massachusetts	55	61
													165	H	Quinnipiac	52	66
													181	A	Fla. Atlantic	39	83
													184	H	Binghamton	62	89
													208	H	Fairfield	35	65
													217	H	Manhattan	50	80
													248	A	Niagara	61	68
													248	H	Niagara	59	54
													279	H	Monmouth	51	39
													284	H	Sacred Heart	68	57
													311	H	Albany (NY)	52	46
													322	A	Fairleigh Dickinson	58	67
													336	A	Saint Peter's	83	87
													341	A	Canisius	68	63
													341	H	Canisius	72	43
LAST 10 Division I																	
				341	H	Canisius	72	43					341	A	Canisius	68	63
				248	H	Niagara	59	54					248	A	Niagara	61	68
				279	H	Monmouth	51	39					336	A	Saint Peter's	83	87
				85	A	Rider	66	70					165	H	Quinnipiac	52	66
				217	H	Manhattan	50	80					208	H	Fairfield	35	65

Non-Div I Games:

Siena

South Alabama

Through Games Of Feb. 4, 2020

Average RPI Win:	266	WON-LOST	WINNING	LAST 10	STRENGTH OF	OPP. STRENGTH	TEAM	ADJ.	CONF.	ADJ CONF.
Average RPI Loss:	130	RECORD	PCT. RANK	GAMES	SCHEDULE	OF SCHEDULE	RPI	RPI	RPI	RPI
DIV. I ONLY	8- 11	227	5-5	237	186	252	252	21	21	
DIV. I NON-CONF.	3- 7	252	0-1	233	75	281	281	20	20	
TOTALS	RPI 1-25	RPI 26-50	W-L RECORDS	RPI 51-100	RPI 101-150	RPI 150+				
8- 11	0- 0	0- 1	OVERALL	0- 2	2- 4	6- 4				
5- 6	0- 0	0- 1	HOME	0- 1	1- 3	4- 1				
3- 5	0- 0	0- 0	AWAY	0- 1	1- 1	2- 3				
0- 0	0- 0	0- 0	NEUTRAL	0- 0	0- 0	0- 0				
3- 7	0- 0	0- 1	NON-CONFERENCE	0- 1	2- 2	1- 3				
2- 4	0- 0	0- 1	HOME	0- 1	1- 1	1- 1				
1- 3	0- 0	0- 0	AWAY	0- 0	1- 1	0- 2				
0- 0	0- 0	0- 0	NEUTRAL	0- 0	0- 0	0- 0				
5- 4	0- 0	0- 0	CONFERENCE	0- 1	0- 2	5- 1				
3- 2	0- 0	0- 0	HOME	0- 0	0- 2	3- 0				
2- 2	0- 0	0- 0	AWAY	0- 1	0- 0	2- 1				
0- 0	0- 0	0- 0	NEUTRAL	0- 0	0- 0	0- 0				

RPI S	Opponent	Score	RPI S	Opponent	Score	RPI S	Opponent	Score	RPI S	Opponent	Score	Team's RPI: 252
46	H Rutgers	56 77	64	A Troy	68 85	109	A UAB	61 77	110	H UT Arlington	45 68	
			72	H Alabama	62 74	121	H Auburn	62 82	123	H A&M-Corpus Christi	83 82	
						126	H Coastal Caro.	62 71	145	A Tulane	62 53	
						152	A Louisiana	68 73	173	H Miami (OH)	73 76	
						192	A Southern Miss.	55 62	260	A ETSU	60 65	
						275	H Texas St.	78 76	277	H Appalachian St.	81 66	
						295	A Ga. Southern	71 65	327	A Georgia St.	81 64	
						339	H Tennessee St.	70 48	347	H La.-Monroe	72 63	
LAST 10 Division I												
64	A Troy	68 85	347	H La.-Monroe	72 63							
275	H Texas St.	78 76	152	A Louisiana	68 73							
110	H UT Arlington	45 68	126	H Coastal Caro.	62 71							
295	A Ga. Southern	71 65	277	H Appalachian St.	81 66							
327	A Georgia St.	81 64	260	A ETSU	60 65							

Non-Div I Games: William Carey 68 52 Mobile 103 59

South Alabama

Loss, Non-Conf, S Site, H Home A Away N Neutral

South Carolina

Through Games Of Feb. 4, 2020

Average RPI Win:	108	WON-LOST	WINNING	LAST 10	STRENGTH OF	OPP. STRENGTH	TEAM	ADJ.	CONF.	ADJ CONF.
Average RPI Loss:	13	RECORD	PCT. RANK	GAMES	SCHEDULE	OF SCHEDULE	RPI	RPI	RPI	RPI
DIV. I ONLY	21- 1	2	10-0	20	7	2	2	4	4	
DIV. I NON-CONF.	12- 1	9	1-0	44	7	6	6	5	5	
TOTALS	RPI 1-25	RPI 26-50	W-L RECORDS	RPI 51-100	RPI 101-150	RPI 150+				
21- 1	4- 1	5- 0	OVERALL	6- 0	1- 0	5- 0				
10- 0	2- 0	5- 0	HOME	0- 0	0- 0	3- 0				
9- 0	1- 0	0- 0	AWAY	5- 0	1- 0	2- 0				
2- 1	1- 1	0- 0	NEUTRAL	1- 0	0- 0	0- 0				
12- 1	2- 1	3- 0	NON-CONFERENCE	3- 0	0- 0	4- 0				
6- 0	0- 0	3- 0	HOME	0- 0	0- 0	3- 0				
4- 0	1- 0	0- 0	AWAY	2- 0	0- 0	1- 0				
2- 1	1- 1	0- 0	NEUTRAL	1- 0	0- 0	0- 0				
9- 0	2- 0	2- 0	CONFERENCE	3- 0	1- 0	1- 0				
4- 0	2- 0	2- 0	HOME	0- 0	0- 0	0- 0				
5- 0	0- 0	0- 0	AWAY	3- 0	1- 0	1- 0				
0- 0	0- 0	0- 0	NEUTRAL	0- 0	0- 0	0- 0				

RPI	S	Opponent	Score	RPI	S	Opponent	Score	RPI	S	Opponent	Score	RPI	S	Opponent	Score
7	N	Baylor	74 59	33	H	Purdue	85 49	54	A	Temple	78 71	148	A	Missouri	78 45
8	A	Maryland	63 54	41	H	Arkansas	91 82	72	A	Alabama	93 78	178	A	Clemson	84 48
13	N	Indiana	57 71	42	H	Duke	89 46	75	A	Georgia	88 53	273	A	Ole Miss	87 32
14	H	Mississippi St.	81 79	44	H	Tennessee	69 48	78	A	Dayton	75 49	277	H	Appalachian St.	92 50
24	H	Kentucky	99 72	47	H	South Dakota	73 60	83	N	Washington St.	68 53	332	H	Alabama St.	103 43
								98	A	Vanderbilt	93 57	335	H	USC Upstate	112 32
LAST 10 Division I															
44	H	Tennessee	69 48	98	A	Vanderbilt	93 57								
273	A	Ole Miss	87 32	41	H	Arkansas	91 82								
75	A	Georgia	88 53	72	A	Alabama	93 78								
14	H	Mississippi St.	81 79	24	H	Kentucky	99 72								
148	A	Missouri	78 45	47	H	South Dakota	73 60								

Non-Div I Games:

South Carolina

Loss, Non-Conf, S Site, H Home A Away N Neutral

Average RPI Win: 336		WON-LOST	WINNING	LAST 10	STRENGTH OF	OPP. STRENGTH	TEAM	ADJ.	CONF.	ADJ CONF.
Average RPI Loss: 242		RECORD	PCT. RANK	GAMES	SCHEDULE	OF SCHEDULE	RPI	RPI	RPI	RPI
DIV. I ONLY		3- 19	334	2-8	342	350	350	350	29	29
DIV. I NON-CONF.		1- 12	335	0-1	328	350	347	347	30	30
TOTALS	RPI 1-25	RPI 26-50		W-L RECORDS		RPI 51-100	RPI 101-150	RPI 150+		
3- 19	0- 0	0- 0		OVERALL		0- 0	0- 3	3- 16		
1- 7	0- 0	0- 0		HOME		0- 0	0- 1	1- 6		
2- 11	0- 0	0- 0		AWAY		0- 0	0- 2	2- 9		
0- 1	0- 0	0- 0		NEUTRAL		0- 0	0- 0	0- 1		
1- 12	0- 0	0- 0		NON-CONFERENCE		0- 0	0- 1	1- 11		
0- 5	0- 0	0- 0		HOME		0- 0	0- 0	0- 5		
1- 6	0- 0	0- 0		AWAY		0- 0	0- 1	1- 5		
0- 1	0- 0	0- 0		NEUTRAL		0- 0	0- 0	0- 1		
2- 7	0- 0	0- 0		CONFERENCE		0- 0	0- 2	2- 5		
1- 2	0- 0	0- 0		HOME		0- 0	0- 1	1- 1		
1- 5	0- 0	0- 0		AWAY		0- 0	0- 1	1- 4		
0- 0	0- 0	0- 0		NEUTRAL		0- 0	0- 0	0- 0		

[illegible]

Non-Div I Games:

South Carolina St.

■ Loss, ■ Non-Conf, S Site, H Home A Away N Neutral

South Dakota

Through Games Of Feb. 4, 2020

Average RPI Win:	197	WON-LOST	WINNING	LAST 10	STRENGTH OF	OPP. STRENGTH	TEAM	ADJ.	CONF.	ADJ CONF.
Average RPI Loss:	6	RECORD	PCT. RANK	GAMES	SCHEDULE	OF SCHEDULE	RPI	RPI	RPI	RPI
DIV. I ONLY	20- 2	8	10-0	264	57	47	47	20	20	
DIV. I NON-CONF.	10- 2	29	0	105	2	23	23	18	18	
TOTALS	RPI 1-25	RPI 26-50	W-L RECORDS	RPI 51-100	RPI 101-150	RPI 150+				
20- 2	0- 2	3- 0	OVERALL	1- 0	4- 0	12- 0				
10- 1	0- 1	2- 0	HOME	1- 0	1- 0	6- 0				
8- 1	0- 1	0- 0	AWAY	0- 0	3- 0	5- 0				
2- 0	0- 0	1- 0	NEUTRAL	0- 0	0- 0	1- 0				
10- 2	0- 2	3- 0	NON-CONFERENCE	0- 0	4- 0	3- 0				
5- 1	0- 1	2- 0	HOME	0- 0	1- 0	2- 0				
3- 1	0- 1	0- 0	AWAY	0- 0	3- 0	0- 0				
2- 0	0- 0	1- 0	NEUTRAL	0- 0	0- 0	1- 0				
10- 0	0- 0	0- 0	CONFERENCE	1- 0	0- 0	9- 0				
5- 0	0- 0	0- 0	HOME	1- 0	0- 0	4- 0				
5- 0	0- 0	0- 0	AWAY	0- 0	0- 0	5- 0				
0- 0	0- 0	0- 0	NEUTRAL	0- 0	0- 0	0- 0				

RPI S	Opponent	Score	RPI S	Opponent	Score	Team's RPI: 47	RPI S	Opponent	Score	RPI S	Opponent	Score
2	A South Carolina	60 73	27	N Ohio St.	68 53		66	H South Dakota St.	83 48	104	A Utah	84 81
9	H Missouri St.	66 74	28	H Drake	102 94					129	A Northeastern	80 76
			30	H Creighton	72 65					135	A Green Bay	66 60
										148	H Missouri	72 56
										185	N Northern Ill.	91 48
										186	H Montana	96 64
										211	A Western Ill.	96 65
										253	H Oral Roberts	79 56
										286	A North Dakota St.	80 36
										287	A Denver	92 60
										287	H Denver	104 61
										293	A Omaha	71 39
										293	H Omaha	77 44
										323	A Purdue Fort Wayne	62 41
										323	H Purdue Fort Wayne	79 25
										343	H Coppin St.	82 44
LAST 10 Division I												
287	A Denver	92 60	286	A North Dakota St.	80 36							
293	A Omaha	71 39	293	H Omaha	77 44							
253	H Oral Roberts	79 56	287	H Denver	104 61							
323	H Purdue Fort Wayne	79 25	323	A Purdue Fort Wayne	62 41							
66	H South Dakota St.	83 48	211	A Western Ill.	96 65							

Non-Div I Games: Mt. Marty 110 39

South Dakota

Loss, Non-Conf, S Site, H Home A Away N Neutral

Average RPI Win:	218	WON-LOST	WINNING	LAST 10	STRENGTH OF	OPP. STRENGTH	TEAM	ADJ.	CONF.	ADJ CONF.
Average RPI Loss:	26	RECORD	PCT. RANK	GAMES	SCHEDULE	OF SCHEDULE	RPI	RPI	RPI	RPI
DIV. I ONLY	16- 7	67	9-1	121	92	66	66	20	20	
DIV. I NON-CONF.	7- 6	161	0	46	6	77	77	18	18	

TOTALS	RPI 1-25	RPI 26-50	W-L RECORDS	RPI 51-100	RPI 101-150	RPI 150+
16- 7	0- 3	0- 4	OVERALL	2- 0	2- 0	12- 0
8- 2	0- 1	0- 1	HOME	1- 0	0- 0	7- 0
6- 4	0- 1	0- 3	AWAY	0- 0	1- 0	5- 0
2- 1	0- 1	0- 0	NEUTRAL	1- 0	1- 0	0- 0
7- 6	0- 3	0- 3	NON-CONFERENCE	2- 0	2- 0	3- 0
4- 2	0- 1	0- 1	HOME	1- 0	0- 0	3- 0
1- 3	0- 1	0- 2	AWAY	0- 0	1- 0	0- 0
2- 1	0- 1	0- 0	NEUTRAL	1- 0	1- 0	0- 0
9- 1	0- 0	0- 1	CONFERENCE	0- 0	0- 0	9- 0
4- 0	0- 0	0- 0	HOME	0- 0	0- 0	4- 0
5- 1	0- 0	0- 1	AWAY	0- 0	0- 0	5- 0
0- 0	0- 0	0- 0	NEUTRAL	0- 0	0- 0	0- 0

RPI 1-25				RPI 26-50				RPI 51-100				Team's RPI: 66	RPI 101+			
RPI	S	Opponent	Score	RPI	S	Opponent	Score	RPI	S	Opponent	Score		RPI	S	Opponent	Score
1	A	Oregon	56 95	28	A	Drake	67 74	80	N	South Fla.	61 50		105	N	Notre Dame	65 59
17	H	Central Mich.	74 79	30	A	Creighton	48 61	93	H	Montana St.	60 50		135	A	Green Bay	60 55
25	N	FGCU	70 71	35	H	Marquette	58 65						189	H	Wyoming	67 40
				47	A	South Dakota	48 83						201	H	North Dakota	99 64
LAST 10 Division I																
253	A	Oral Roberts	76 61	323	A	Purdue Fort Wayne	100 69						253	H	Oral Roberts	58 44
211	A	Western Ill.	89 48	287	A	Denver	86 79						286	H	North Dakota St.	60 52
286	H	North Dakota St.	60 52	211	H	Western Ill.	75 45						287	A	Denver	86 79
47	A	South Dakota	48 83	253	H	Oral Roberts	58 44						293	A	Omaha	68 51
201	H	North Dakota	99 64	293	A	Omaha	68 51						323	A	Purdue Fort Wayne	100 69
													343	H	Coppin St.	94 41

Non-Div I Games: Dakota Wesleyan 77 46

South Dakota St.

Loss, Non-Conf, S Site, H Home A Away N Neutral

Average RPI Win:	178	WON-LOST	WINNING	LAST 10	STRENGTH OF	OPP. STRENGTH	TEAM	ADJ.	CONF.	ADJ CONF.
Average RPI Loss:	68	RECORD	PCT. RANK	GAMES	SCHEDULE	OF SCHEDULE	RPI	RPI	RPI	RPI
DIV. I ONLY	13- 9	118	6-4	40	100	80	80	9	9	
DIV. I NON-CONF.	8- 6	138	1-1	34	147	97	97	9	9	
TOTALS	RPI 1-25	RPI 26-50	W-L RECORDS	RPI 51-100	RPI 101-150	RPI 150+				
13- 9	0- 3	1- 0	OVERALL	1- 4	4- 1	7- 1				
11- 1	0- 0	1- 0	HOME	1- 1	4- 0	5- 0				
2- 4	0- 1	0- 0	AWAY	0- 2	0- 0	2- 1				
0- 4	0- 2	0- 0	NEUTRAL	0- 1	0- 1	0- 0				
8- 6	0- 3	1- 0	NON-CONFERENCE	0- 1	2- 1	5- 1				
8- 0	0- 0	1- 0	HOME	0- 0	2- 0	5- 0				
0- 2	0- 1	0- 0	AWAY	0- 0	0- 0	0- 1				
0- 4	0- 2	0- 0	NEUTRAL	0- 1	0- 1	0- 0				
5- 3	0- 0	0- 0	CONFERENCE	1- 3	2- 0	2- 0				
3- 1	0- 0	0- 0	HOME	1- 1	2- 0	0- 0				
2- 2	0- 0	0- 0	AWAY	0- 2	0- 0	2- 0				
0- 0	0- 0	0- 0	NEUTRAL	0- 0	0- 0	0- 0				

RPI 1-25				RPI 26-50				RPI 51-100 Team's RPI: 80				RPI 101+			
RPI	S	Opponent	Score	RPI	S	Opponent	Score	RPI	S	Opponent	Score	RPI	S	Opponent	Score
7	A	Baylor	46 58	37	H	Texas	64 57	54	A	Temple	66 69	105	N	Notre Dame	51 67
14	N	Mississippi St.	61 86					62	H	UCF	57 64	106	H	VCU	77 55
25	N	FGCU	77 81					66	N	South Dakota St.	50 61	111	H	Idaho	67 64
								89	A	Cincinnati	55 60	145	H	Tulane	63 56
								89	H	Cincinnati	76 68	149	H	Houston	74 45
												172	A	Wichita St.	56 50
												182	H	Jacksonville	70 39
												188	A	UNLV	51 61
												224	H	Brown	70 60
												243	A	Tulsa	68 52
												255	H	Saint Francis (PA)	62 23
												274	H	Howard	82 53
												332	H	Alabama St.	80 29
LAST 10 Division I															
				89	A	Cincinnati	55 60	54	A	Temple	66 69				
				149	H	Houston	74 45	243	A	Tulsa	68 52				
				145	H	Tulane	63 56	89	H	Cincinnati	76 68				
				172	A	Wichita St.	56 50	224	H	Brown	70 60				
				62	H	UCF	57 64	188	A	UNLV	51 61				

Non-Div I Games:

South Fla.

Average RPI Win:	250	WON-LOST	WINNING	LAST 10	STRENGTH OF	OPP. STRENGTH	TEAM	ADJ.	CONF.	ADJ CONF.
Average RPI Loss:	148	RECORD	PCT. RANK	GAMES	SCHEDULE	OF SCHEDULE	RPI	RPI	RPI	RPI
DIV. I ONLY	14- 5	44	8-2	336	184	137	137	19	19	
DIV. I NON-CONF.	6- 3	90	0	340	159	159	159	22	22	
TOTALS	RPI 1-25	RPI 26-50	W-L RECORDS	RPI 51-100	RPI 101-150	RPI 150+				
14- 5	0- 0	0- 0	OVERALL	1- 2	0- 0	13- 3				
5- 1	0- 0	0- 0	HOME	1- 1	0- 0	4- 0				
9- 4	0- 0	0- 0	AWAY	0- 1	0- 0	9- 3				
0- 0	0- 0	0- 0	NEUTRAL	0- 0	0- 0	0- 0				
6- 3	0- 0	0- 0	NON-CONFERENCE	1- 1	0- 0	5- 2				
2- 0	0- 0	0- 0	HOME	1- 0	0- 0	1- 0				
4- 3	0- 0	0- 0	AWAY	0- 1	0- 0	4- 2				
0- 0	0- 0	0- 0	NEUTRAL	0- 0	0- 0	0- 0				
8- 2	0- 0	0- 0	CONFERENCE	0- 1	0- 0	8- 1				
3- 1	0- 0	0- 0	HOME	0- 1	0- 0	3- 0				
5- 1	0- 0	0- 0	AWAY	0- 0	0- 0	5- 1				
0- 0	0- 0	0- 0	NEUTRAL	0- 0	0- 0	0- 0				

RPI S	Opponent	Score	RPI S	Opponent	Score	RPI S	Opponent	Score	RPI S	Opponent	Score	Team's RPI: 137
						63	H Belmont	45 57	169	A Eastern Mich.	64 69	
						79	H Southern Ill.	79 65	195	A Austin Peay	79 66	
						90	A Saint Louis	61 76	195	H Austin Peay	81 43	
									203	A Arkansas St.	79 67	
									207	A Murray St.	62 70	
									207	H Murray St.	88 73	
									211	A Western Ill.	91 97	
									228	A Eastern Ill.	77 65	
									250	A Morehead St.	67 61	
									273	A Ole Miss	70 53	
									276	A Eastern Ky.	60 44	
									278	A Indiana St.	68 58	
									323	A Purdue Fort Wayne	58 48	
									325	H Evansville	83 60	
									328	A SIUE	66 56	
									339	H Tennessee St.	83 54	
LAST 10 Division I												
			276	A Eastern Ky.	60 44		195	H Austin Peay	81 43			
			250	A Morehead St.	67 61		339	H Tennessee St.	83 54			
			228	A Eastern Ill.	77 65		63	H Belmont	45 57			
			328	A SIUE	66 56		207	A Murray St.	62 70			
			207	H Murray St.	88 73		195	A Austin Peay	79 66			

Non-Div I Games: Harris-Stowe 106 64 Mo.-St. Louis 70 56

Southeast Mo. St.

Loss, Non-Conf, S Site, H Home A Away N Neutral

Average RPI Win:	248	WON-LOST	WINNING	LAST 10	STRENGTH OF	OPP. STRENGTH	TEAM	ADJ.	CONF.	ADJ CONF.
Average RPI Loss:	154	RECORD	PCT. RANK	GAMES	SCHEDULE	OF SCHEDULE	RPI	RPI	RPI	RPI
DIV. I ONLY	8- 11	227	5-5	239	253	223	223	23	23	
DIV. I NON-CONF.	2- 6	279	0-1	162	203	226	226	21	21	
TOTALS	RPI 1-25	RPI 26-50	W-L RECORDS	RPI 51-100	RPI 101-150	RPI 150+				
8- 11	0- 1	0- 0	OVERALL	0- 1	1- 4	7- 5				
4- 3	0- 0	0- 0	HOME	0- 0	1- 1	3- 2				
4- 8	0- 1	0- 0	AWAY	0- 1	0- 3	4- 3				
0- 0	0- 0	0- 0	NEUTRAL	0- 0	0- 0	0- 0				
2- 6	0- 1	0- 0	NON-CONFERENCE	0- 1	0- 1	2- 3				
1- 0	0- 0	0- 0	HOME	0- 0	0- 0	1- 0				
1- 6	0- 1	0- 0	AWAY	0- 1	0- 1	1- 3				
0- 0	0- 0	0- 0	NEUTRAL	0- 0	0- 0	0- 0				
6- 5	0- 0	0- 0	CONFERENCE	0- 0	1- 3	5- 2				
3- 3	0- 0	0- 0	HOME	0- 0	1- 1	2- 2				
3- 2	0- 0	0- 0	AWAY	0- 0	0- 2	3- 0				
0- 0	0- 0	0- 0	NEUTRAL	0- 0	0- 0	0- 0				

RPI 1-25				RPI 26-50				RPI 51-100				RPI 101+ Team's RPI: 223			
RPI	S	Opponent	Score	RPI	S	Opponent	Score	RPI	S	Opponent	Score	RPI	S	Opponent	Score
21	A	LSU	52 62					72	A	Alabama	50 87	114	A	SFA	51 77
												120	A	Abilene Christian	53 61
												123	H	A&M-Corpus Christi	48 44
												142	H	Sam Houston St.	69 84
												149	A	Houston	65 78
												152	A	Louisiana	50 60
												157	H	New Orleans	73 57
												160	H	Jackson St.	63 59
												192	A	Southern Miss.	54 62
												212	H	Lamar University	57 65
												215	H	Central Ark.	63 42
												236	A	Louisiana Tech	78 92
												288	H	Nicholls St.	65 67
												310	A	Houston Baptist	69 59
												333	A	McNeese	74 67
												342	A	Northwestern St.	72 56
												347	A	La.-Monroe	65 52
LAST 10 Division I															
157	H	New Orleans	73 57	288	H	Nicholls St.	65 67								
215	H	Central Ark.	63 42	142	H	Sam Houston St.	69 84								
342	A	Northwestern St.	72 56	123	H	A&M-Corpus Christi	48 44								
333	A	McNeese	74 67	114	A	SFA	51 77								
120	A	Abilene Christian	53 61	72	A	Alabama	50 87								

Non-Div I Games: LSU-Alexandria 89 67

Southeastern La.

■ Loss,
 ■ Non-Conf, S Site,
 ■ Home
 ■ Away
 N Neutral

Average RPI Win:	177	WON-LOST	WINNING	LAST 10	STRENGTH OF	OPP. STRENGTH	TEAM	ADJ.	CONF.	ADJ CONF.
Average RPI Loss:	63	RECORD	PCT. RANK	GAMES	SCHEDULE	OF SCHEDULE	RPI	RPI	RPI	RPI
DIV. I ONLY	11- 10	170	3-7	36	59	86	86	1	1	
DIV. I NON-CONF.	8- 3	68	0	200	169	102	102	1	1	
TOTALS	RPI 1-25	RPI 26-50	W-L RECORDS	RPI 51-100	RPI 101-150	RPI 150+				
11- 10	1- 2	1- 5	OVERALL	2- 1	1- 1	6- 1				
8- 3	1- 1	1- 2	HOME	1- 0	1- 0	4- 0				
2- 6	0- 1	0- 3	AWAY	0- 0	0- 1	2- 1				
1- 1	0- 0	0- 0	NEUTRAL	1- 1	0- 0	0- 0				
8- 3	0- 1	1- 0	NON-CONFERENCE	1- 1	0- 0	6- 1				
5- 1	0- 1	1- 0	HOME	0- 0	0- 0	4- 0				
2- 1	0- 0	0- 0	AWAY	0- 0	0- 0	2- 1				
1- 1	0- 0	0- 0	NEUTRAL	1- 1	0- 0	0- 0				
3- 7	1- 1	0- 5	CONFERENCE	1- 0	1- 1	0- 0				
3- 2	1- 0	0- 2	HOME	1- 0	1- 0	0- 0				
0- 5	0- 1	0- 3	AWAY	0- 0	0- 1	0- 0				
0- 0	0- 0	0- 0	NEUTRAL	0- 0	0- 0	0- 0				

RPI 1-25				RPI 26-50				RPI 51-100 Team's RPI: 86				RPI 101+			
RPI	S	Opponent	Score	RPI	S	Opponent	Score	RPI	S	Opponent	Score	RPI	S	Opponent	Score
6	A	UCLA	59 83	26	A	Arizona	57 73	72	N	Alabama	60 57	104	A	Utah	65 67
6	H	UCLA	70 68	26	H	Arizona	57 65	73	N	Nebraska	54 67	133	H	Washington	81 78
18	H	Texas A&M	64 74	31	A	Arizona St.	75 76	83	H	Washington St.	74 63	188	H	UNLV	75 54
				31	H	Arizona St.	54 63					259	H	Long Beach St.	57 40
				45	H	Virginia	59 49					265	A	UC Santa Barbara	46 57
				49	A	Colorado	53 66					272	A	CSUN	69 53
												289	H	Nevada	50 47
												298	A	UC Riverside	76 59
												301	H	UTRGV	80 43
LAST 10 Division I															
26	A	Arizona	57 73	104	A	Utah	65 67								
31	A	Arizona St.	75 76	49	A	Colorado	53 66								
133	H	Washington	81 78	31	H	Arizona St.	54 63								
83	H	Washington St.	74 63	26	H	Arizona	57 65								
6	H	UCLA	70 68	6	A	UCLA	59 83								

Non-Div I Games:

Southern California

■ Loss,
 ■ Non-Conf,
 ■ S Site,
 ■ H Home
 ■ A Away
 N Neutral

Average RPI Win:	173	WON-LOST	WINNING	LAST 10	STRENGTH OF	OPP. STRENGTH	TEAM	ADJ.	CONF.	ADJ CONF.
Average RPI Loss:	90	RECORD	PCT. RANK	GAMES	SCHEDULE	OF SCHEDULE	RPI	RPI	RPI	RPI
DIV. I ONLY	13- 7	84	6-4	74	139	79	79	7	7	
DIV. I NON-CONF.	8- 3	68	1-0	98	263	60	60	7	7	
TOTALS	RPI 1-25	RPI 26-50	W-L RECORDS	RPI 51-100	RPI 101-150	RPI 150+				
13- 7	1- 0	0- 1	OVERALL	3- 3	0- 2	9- 1				
6- 4	1- 0	0- 1	HOME	3- 2	0- 0	2- 1				
6- 3	0- 0	0- 0	AWAY	0- 1	0- 2	6- 0				
1- 0	0- 0	0- 0	NEUTRAL	0- 0	0- 0	1- 0				
8- 3	0- 0	0- 0	NON-CONFERENCE	2- 1	0- 1	6- 1				
4- 1	0- 0	0- 0	HOME	2- 0	0- 0	2- 1				
3- 2	0- 0	0- 0	AWAY	0- 1	0- 1	3- 0				
1- 0	0- 0	0- 0	NEUTRAL	0- 0	0- 0	1- 0				
5- 4	1- 0	0- 1	CONFERENCE	1- 2	0- 1	3- 0				
2- 3	1- 0	0- 1	HOME	1- 2	0- 0	0- 0				
3- 1	0- 0	0- 0	AWAY	0- 0	0- 1	3- 0				
0- 0	0- 0	0- 0	NEUTRAL	0- 0	0- 0	0- 0				

RPI 1-25				RPI 26-50				RPI 51-100				Team's RPI: 79	RPI 101+			
RPI	S	Opponent	Score	RPI	S	Opponent	Score	RPI	S	Opponent	Score		RPI	S	Opponent	Score
9	H	Missouri St.	70 68	28	H	Drake	65 73	51	H	UNI	57 60		118	A	Loyola Chicago	49 51
								52	H	Bradley	64 50		137	A	Southeast Mo. St.	65 79
								53	A	IUPUI	78 81		158	A	Valparaiso	67 51
								69	H	UT Martin	70 59		163	H	Tennessee Tech	76 65
								70	H	Illinois St.	54 62		169	A	Eastern Mich.	85 54
								90	H	Saint Louis	61 53		170	H	Memphis	66 70
													185	A	Northern Ill.	80 61
													207	H	Murray St.	76 66
													211	N	Western Ill.	79 65
													278	A	Indiana St.	78 55
													325	A	Evansville	70 57
													328	A	SIUE	103 67
LAST 10 Division I																
				52	H	Bradley	64 50	28	H	Drake	65 73					
				70	H	Illinois St.	54 62	51	H	UNI	57 60					
				278	A	Indiana St.	78 55	118	A	Loyola Chicago	49 51					
				325	A	Evansville	70 57	158	A	Valparaiso	67 51					
				9	H	Missouri St.	70 68	185	A	Northern Ill.	80 61					

Non-Div I Games:

Southern Ill.

Average RPI Win:	260	WON-LOST	WINNING	LAST 10	STRENGTH OF	OPP. STRENGTH	TEAM	ADJ.	CONF.	ADJ CONF.
Average RPI Loss:	100	RECORD	PCT. RANK	GAMES	SCHEDULE	OF SCHEDULE	RPI	RPI	RPI	RPI
DIV. I ONLY	9- 9	179	3-7	149	191	192	192	13	13	
DIV. I NON-CONF.	6- 3	90	0-1	276	250	174	174	14	14	
TOTALS	RPI 1-25	RPI 26-50	W-L RECORDS	RPI 51-100	RPI 101-150	RPI 150+				
9- 9	0- 1	0- 1	OVERALL	0- 3	1- 3	8- 1				
7- 4	0- 0	0- 0	HOME	0- 1	1- 2	6- 1				
2- 5	0- 1	0- 1	AWAY	0- 2	0- 1	2- 0				
0- 0	0- 0	0- 0	NEUTRAL	0- 0	0- 0	0- 0				
6- 3	0- 1	0- 0	NON-CONFERENCE	0- 0	1- 2	5- 0				
5- 1	0- 0	0- 0	HOME	0- 0	1- 1	4- 0				
1- 2	0- 1	0- 0	AWAY	0- 0	0- 1	1- 0				
0- 0	0- 0	0- 0	NEUTRAL	0- 0	0- 0	0- 0				
3- 6	0- 0	0- 1	CONFERENCE	0- 3	0- 1	3- 1				
2- 3	0- 0	0- 0	HOME	0- 1	0- 1	2- 1				
1- 3	0- 0	0- 1	AWAY	0- 2	0- 0	1- 0				
0- 0	0- 0	0- 0	NEUTRAL	0- 0	0- 0	0- 0				

RPI S	Opponent	Score	RPI S	Opponent	Score	RPI S	Opponent	Score	RPI S	Opponent	Score	Team's RPI: 192
14	A Mississippi St.	58 91	29	A Old Dominion	50 67	59	H Middle Tenn.	69 77	106	H VCU	51 39	
						68	A Charlotte	59 63	109	H UAB	68 74	
						96	A Rice	64 75	145	H Tulane	58 62	
									149	A Houston	60 75	
									223	H Southeastern La.	62 54	
									233	H UTEP	72 89	
									236	H Louisiana Tech	66 60	
									252	H South Alabama	62 55	
									257	A North Texas	65 57	
									273	H Ole Miss	59 53	
									299	H UTSA	82 65	
									347	A La.-Monroe	57 42	
									351	H Mississippi Val.	84 80	
LAST 10 Division I												
68	A Charlotte	59 63	257	A North Texas	65 57							
29	A Old Dominion	50 67	299	H UTSA	82 65							
59	H Middle Tenn.	69 77	233	H UTEP	72 89							
109	H UAB	68 74	236	H Louisiana Tech	66 60							
96	A Rice	64 75	149	A Houston	60 75							

Non-Div I Games: Faulkner 71 59 William Carey 77 47

Southern Miss.

Loss, Non-Conf, S Site, H Home A Away N Neutral

Average RPI Win:	321	WON-LOST	WINNING	LAST 10	STRENGTH OF	OPP. STRENGTH	TEAM	ADJ.	CONF.	ADJ CONF.
Average RPI Loss:	104	RECORD	PCT. RANK	GAMES	SCHEDULE	OF SCHEDULE	RPI	RPI	RPI	RPI
DIV. I ONLY	7- 11	241	7-3	268	220	246	246	31	31	
DIV. I NON-CONF.	0- 9	338	0-1	56	15	284	284	31	31	
TOTALS	RPI 1-25	RPI 26-50	W-L RECORDS	RPI 51-100	RPI 101-150	RPI 150+				
7- 11	0- 0	0- 3	OVERALL	0- 3	0- 2	7- 3				
4- 1	0- 0	0- 0	HOME	0- 0	0- 0	4- 1				
3- 8	0- 0	0- 3	AWAY	0- 2	0- 2	3- 1				
0- 2	0- 0	0- 0	NEUTRAL	0- 1	0- 0	0- 1				
0- 9	0- 0	0- 3	NON-CONFERENCE	0- 3	0- 1	0- 2				
0- 0	0- 0	0- 0	HOME	0- 0	0- 0	0- 0				
0- 7	0- 0	0- 3	AWAY	0- 2	0- 1	0- 1				
0- 2	0- 0	0- 0	NEUTRAL	0- 1	0- 0	0- 1				
7- 2	0- 0	0- 0	CONFERENCE	0- 0	0- 1	7- 1				
4- 1	0- 0	0- 0	HOME	0- 0	0- 0	4- 1				
3- 1	0- 0	0- 0	AWAY	0- 0	0- 1	3- 0				
0- 0	0- 0	0- 0	NEUTRAL	0- 0	0- 0	0- 0				

RPI S	Opponent	Score	RPI S	Opponent	Score	RPI S	Opponent	Score	RPI S	Opponent	Score	Team's RPI: 246
37	A Texas	39 93	46	A Rutgers	58 78	56	A Iowa St.	36 69	103	A Texas Southern	56 61	
48	A Oklahoma St.	59 72				73	A Nebraska	39 73	115	A Fordham	52 65	
						83	N Washington St.	54 69	160	H Jackson St.	51 72	
									172	A Wichita St.	63 69	
									254	N UNC Asheville	34 53	
									281	H Alabama A&M	55 46	
									296	A Prairie View	68 48	
									318	H Alcorn	74 57	
									319	A Ark.-Pine Bluff	70 43	
									332	H Alabama St.	69 47	
									348	H Grambling	81 57	
									351	A Mississippi Val.	84 54	
LAST 10 Division I												
318	H Alcorn	74 57	160	H Jackson St.	51 72							
281	H Alabama A&M	55 46	348	H Grambling	81 57							
332	H Alabama St.	69 47	296	A Prairie View	68 48							
351	A Mississippi Val.	84 54	103	A Texas Southern	56 61							
319	A Ark.-Pine Bluff	70 43	254	N UNC Asheville	34 53							

Non-Div I Games: Tougaloo 100 39 Wiley 78 55

Southern U.

Loss, Non-Conf, S Site, H Home A Away N Neutral

Southern Utah

Through Games Of Feb. 4, 2020

Average RPI Win:	264	WON-LOST	WINNING	LAST 10	STRENGTH OF	OPP. STRENGTH	TEAM	ADJ.	CONF.	ADJ CONF.
Average RPI Loss:	182	RECORD	PCT. RANK	GAMES	SCHEDULE	OF SCHEDULE	RPI	RPI	RPI	RPI
DIV. I ONLY	10- 9	161	4-6	284	271	216	216	18	18	
DIV. I NON-CONF.	6- 3	90	0	246	309	128	128	17	17	
TOTALS	RPI 1-25	RPI 26-50	W-L RECORDS	RPI 51-100	RPI 101-150	RPI 150+				
10- 9	0- 1	0- 0	OVERALL	0- 1	0- 1	10- 6				
8- 1	0- 0	0- 0	HOME	0- 0	0- 1	8- 0				
2- 8	0- 1	0- 0	AWAY	0- 1	0- 0	2- 6				
0- 0	0- 0	0- 0	NEUTRAL	0- 0	0- 0	0- 0				
6- 3	0- 1	0- 0	NON-CONFERENCE	0- 0	0- 0	6- 2				
5- 0	0- 0	0- 0	HOME	0- 0	0- 0	5- 0				
1- 3	0- 1	0- 0	AWAY	0- 0	0- 0	1- 2				
0- 0	0- 0	0- 0	NEUTRAL	0- 0	0- 0	0- 0				
4- 6	0- 0	0- 0	CONFERENCE	0- 1	0- 1	4- 4				
3- 1	0- 0	0- 0	HOME	0- 0	0- 1	3- 0				
1- 5	0- 0	0- 0	AWAY	0- 1	0- 0	1- 4				
0- 0	0- 0	0- 0	NEUTRAL	0- 0	0- 0	0- 0				

RPI 1-25				RPI 26-50				RPI 51-100				RPI 101+ Team's RPI: 216			
RPI	S	Opponent	Score	RPI	S	Opponent	Score	RPI	S	Opponent	Score	RPI	S	Opponent	Score
11	A	Oregon St.	45 95					93	A	Montana St.	65 91	111	H	Idaho	56 71
												159	A	Northern Ariz.	76 84
												186	A	Montana	74 81
												187	H	Portland St.	71 58
												188	H	UNLV	72 68
												232	A	Idaho St.	54 73
												232	H	Idaho St.	72 65
												235	H	Cal St. Fullerton	79 63
												251	A	Grand Canyon	65 69
												253	H	Oral Roberts	72 58
												287	A	Denver	73 81
												297	H	UC Irvine	82 68
												298	H	UC Riverside	79 68
												305	A	Sacramento St.	82 87
												308	H	Eastern Wash.	71 50
												316	A	Weber St.	87 71
												326	A	Utah Valley	71 58
LAST 10 Division I															
232	A	Idaho St.	54 73	159	A	Northern Ariz.	76 84								
316	A	Weber St.	87 71	232	H	Idaho St.	72 65								
111	H	Idaho	56 71	93	A	Montana St.	65 91								
308	H	Eastern Wash.	71 50	186	A	Montana	74 81								
305	A	Sacramento St.	82 87	187	H	Portland St.	71 58								

Non-Div I Games:

Southern Utah

■ Loss,
 ■ Non-Conf, S Site,
 ■ Home
 ■ Away
 N Neutral

St. Bonaventure

Through Games Of Feb. 4, 2020

Average RPI Win:	229	WON-LOST	WINNING	LAST 10	STRENGTH OF	OPP. STRENGTH	TEAM	ADJ.	CONF.	ADJ CONF.
Average RPI Loss:	149	RECORD	PCT. RANK	GAMES	SCHEDULE	OF SCHEDULE	RPI	RPI	RPI	RPI
DIV. I ONLY	5- 17	306	2-8	140	201	291	291	12	12	
DIV. I NON-CONF.	3- 10	282	0-1	154	294	299	299	12	12	
TOTALS	RPI 1-25	RPI 26-50	W-L RECORDS	RPI 51-100	RPI 101-150	RPI 150+				
5- 17	0- 0	0- 1	OVERALL	0- 4	0- 5	5- 7				
4- 7	0- 0	0- 1	HOME	0- 1	0- 2	4- 3				
0- 9	0- 0	0- 0	AWAY	0- 3	0- 3	0- 3				
1- 1	0- 0	0- 0	NEUTRAL	0- 0	0- 0	1- 1				
3- 10	0- 0	0- 1	NON-CONFERENCE	0- 2	0- 2	3- 5				
2- 5	0- 0	0- 1	HOME	0- 1	0- 1	2- 2				
0- 4	0- 0	0- 0	AWAY	0- 1	0- 1	0- 2				
1- 1	0- 0	0- 0	NEUTRAL	0- 0	0- 0	1- 1				
2- 7	0- 0	0- 0	CONFERENCE	0- 2	0- 3	2- 2				
2- 2	0- 0	0- 0	HOME	0- 0	0- 1	2- 1				
0- 5	0- 0	0- 0	AWAY	0- 2	0- 2	0- 1				
0- 0	0- 0	0- 0	NEUTRAL	0- 0	0- 0	0- 0				

RPI S	Opponent	Score	RPI S	Opponent	Score	RPI S	Opponent	Score	RPI S	Opponent	Score	Team's RPI: 291
			50 H	St. John's (NY)	56 68	74 A	Bucknell	60 68	113 A	Kent St.	58 81	
						90 A	Saint Louis	51 72	115 A	Fordham	53 79	
						91 H	Buffalo	36 46	127 H	Massachusetts	52 62	
						99 A	Duquesne	39 58	131 A	Richmond	59 63	
									139 H	Cornell	42 70	
									174 N	Saint Mary's (CA)	57 72	
									179 H	Rhode Island	64 59	
									184 A	Binghamton	67 78	
									194 H	Cleveland St.	62 65	
									198 H	Akron	54 63	
									199 N	Wright St.	57 56	
									204 A	La Salle	61 67	
									209 H	Saint Joseph's	60 61	
									237 H	George Mason	62 47	
									248 H	Niagara	71 67	
									280 H	Oakland	80 66	
									341 A	Canisius	82 84	
LAST 10 Division I												
			131 A	Richmond	59 63	90 A	Saint Louis	51 72				
			99 A	Duquesne	39 58	237 H	George Mason	62 47				
			179 H	Rhode Island	64 59	127 H	Massachusetts	52 62				
			209 H	Saint Joseph's	60 61	115 A	Fordham	53 79				
			204 A	La Salle	61 67	139 H	Cornell	42 70				

Non-Div I Games:

St. Bonaventure

Loss, Non-Conf, S Site, H Home A Away N Neutral

Average RPI Win:	296	WON-LOST	WINNING	LAST 10	STRENGTH OF	OPP. STRENGTH	TEAM	ADJ.	CONF.	ADJ CONF.
Average RPI Loss:	184	RECORD	PCT. RANK	GAMES	SCHEDULE	OF SCHEDULE	RPI	RPI	RPI	RPI
DIV. I ONLY	5- 15	296	2-8	214	326	304	304	30	30	
DIV. I NON-CONF.	3- 7	252	0	166	244	250	250	29	29	
TOTALS	RPI 1-25	RPI 26-50	W-L RECORDS	RPI 51-100	RPI 101-150	RPI 150+				
5- 15	0- 1	0- 1	OVERALL	0- 2	0- 3	5- 8				
4- 4	0- 0	0- 0	HOME	0- 1	0- 1	4- 2				
1- 9	0- 1	0- 1	AWAY	0- 1	0- 1	1- 5				
0- 2	0- 0	0- 0	NEUTRAL	0- 0	0- 1	0- 1				
3- 7	0- 1	0- 1	NON-CONFERENCE	0- 2	0- 1	3- 2				
2- 1	0- 0	0- 0	HOME	0- 1	0- 0	2- 0				
1- 4	0- 1	0- 1	AWAY	0- 1	0- 0	1- 1				
0- 2	0- 0	0- 0	NEUTRAL	0- 0	0- 1	0- 1				
2- 8	0- 0	0- 0	CONFERENCE	0- 0	0- 2	2- 6				
2- 3	0- 0	0- 0	HOME	0- 0	0- 1	2- 2				
0- 5	0- 0	0- 0	AWAY	0- 0	0- 1	0- 4				
0- 0	0- 0	0- 0	NEUTRAL	0- 0	0- 0	0- 0				

RPI 1-25				RPI 26-50				RPI 51-100				RPI 101+ Team's RPI: 304			
RPI	S	Opponent	Score	RPI	S	Opponent	Score	RPI	S	Opponent	Score	RPI	S	Opponent	Score
19	A	Princeton	44 76	35	A	Marquette	71 92	61	A	Boston College	69 106	108	N	Pacific	62 71
								84	H	Stony Brook	73 86	150	A	Robert Morris	44 69
												150	H	Robert Morris	59 70
												206	A	Merrimack	54 80
												213	A	Mt. St. Mary's	60 69
												255	A	Saint Francis (PA)	72 82
												255	H	Saint Francis (PA)	59 67
												266	H	Loyola Maryland	89 78
												283	A	Wagner	66 74
												284	H	Sacred Heart	71 70
												285	H	Army West Point	70 64
												295	N	Ga. Southern	47 78
												311	A	Albany (NY)	49 41
												322	H	Fairleigh Dickinson	57 62
												330	A	NJIT	69 88
												334	H	LIU Brooklyn	88 63
LAST 10 Division I															
206	A	Merrimack	54 80	283	A	Wagner	66 74								
284	H	Sacred Heart	71 70	150	A	Robert Morris	44 69								
150	H	Robert Morris	59 70	255	A	Saint Francis (PA)	72 82								
255	H	Saint Francis (PA)	59 67	334	H	LIU Brooklyn	88 63								
213	A	Mt. St. Mary's	60 69	322	H	Fairleigh Dickinson	57 62								

Non-Div I Games: East Stroudsburg 84 62

St. Francis Brooklyn

■ Loss,
 ■ Non-Conf,
 ■ S Site,
 ■ Home
 ■ A Away
 N Neutral

Average RPI Win:	160	WON-LOST	WINNING	LAST 10	STRENGTH OF	OPP. STRENGTH	TEAM	ADJ.	CONF.	ADJ CONF.
Average RPI Loss:	67	RECORD	PCT. RANK	GAMES	SCHEDULE	OF SCHEDULE	RPI	RPI	RPI	RPI
DIV. I ONLY	14- 8	96	6-4	66	75	50	50	6	6	
DIV. I NON-CONF.	7- 4	100	0	36	163	46	46	6	6	
TOTALS	RPI 1-25	RPI 26-50	W-L RECORDS	RPI 51-100	RPI 101-150	RPI 150+				
14- 8	0- 2	2- 2	OVERALL	3- 3	2- 0	7- 1				
8- 1	0- 0	1- 0	HOME	1- 1	2- 0	4- 0				
6- 6	0- 2	1- 2	AWAY	2- 1	0- 0	3- 1				
0- 1	0- 0	0- 0	NEUTRAL	0- 1	0- 0	0- 0				
7- 4	0- 1	1- 1	NON-CONFERENCE	1- 1	1- 0	4- 1				
5- 0	0- 0	0- 0	HOME	1- 0	1- 0	3- 0				
2- 3	0- 1	1- 1	AWAY	0- 0	0- 0	1- 1				
0- 1	0- 0	0- 0	NEUTRAL	0- 1	0- 0	0- 0				
7- 4	0- 1	1- 1	CONFERENCE	2- 2	1- 0	3- 0				
3- 1	0- 0	1- 0	HOME	0- 1	1- 0	1- 0				
4- 3	0- 1	0- 1	AWAY	2- 1	0- 0	2- 0				
0- 0	0- 0	0- 0	NEUTRAL	0- 0	0- 0	0- 0				

RPI 1-25				RPI 26-50				Team's RPI: 50				RPI 51-100				RPI 101+			
RPI	S	Opponent	Score	RPI	S	Opponent	Score	RPI	S	Opponent	Score	RPI	S	Opponent	Score	RPI	S	Opponent	Score
20	A	DePaul	69 74	30	H	Creighton	63 58	53	N	IUPUI	78 85	127	H	Massachusetts	82 71				
23	A	Florida St.	70 74	35	A	Marquette	85 94	76	A	Seton Hall	82 66	132	H	Providence	64 58				
				36	A	Yale	80 66	88	A	Villanova	64 66	156	H	Lafayette	76 44				
				43	A	James Madison	73 76	88	H	Villanova	62 67	188	A	UNLV	75 79				
								92	H	Wake Forest	82 74	208	H	Fairfield	71 69				
								94	A	Butler	67 42	238	A	Georgetown	74 68				
												238	H	Georgetown	71 54				
												239	A	Xavier	75 67				
												285	H	Army West Point	96 60				
												291	A	St. Bonaventure	68 56				
LAST 10 Division I																			
238	A	Georgetown	74 68	20	A	DePaul	69 74	35	A	Marquette	85 94	88	H	Villanova	62 67	238	H	Georgetown	71 54
88	A	Villanova	64 66	53	A	Seton Hall	82 66	88	H	Villanova	62 67	238	H	Georgetown	71 54	94	A	Butler	67 42
76	A	Seton Hall	82 66	30	H	Creighton	63 58	238	H	Georgetown	71 54								
30	H	Creighton	63 58	132	H	Providence	64 58												

Non-Div I Games:

St. John's (NY)

■ Loss,
 ■ Non-Conf,
 ■ S Site,
 ■ H Home
 ■ A Away
 N Neutral

Stanford

Through Games Of Feb. 4, 2020

Average RPI Win:	119	WON-LOST	WINNING	LAST 10	STRENGTH OF	OPP. STRENGTH	TEAM	ADJ.	CONF.	ADJ CONF.
Average RPI Loss:	19	RECORD	PCT. RANK	GAMES	SCHEDULE	OF SCHEDULE	RPI	RPI	RPI	RPI
DIV. I ONLY	20- 2	8	9-1	35	6	4	4	1	1	
DIV. I NON-CONF.	11- 1	13	0	50	32	7	7	1	1	
TOTALS	RPI 1-25	RPI 26-50	W-L RECORDS	RPI 51-100	RPI 101-150	RPI 150+				
20- 2	3- 1	3- 1	OVERALL	3- 0	6- 0	5- 0				
12- 0	1- 0	3- 0	HOME	2- 0	3- 0	3- 0				
5- 2	1- 1	0- 1	AWAY	1- 0	2- 0	1- 0				
3- 0	1- 0	0- 0	NEUTRAL	0- 0	1- 0	1- 0				
11- 1	2- 0	2- 1	NON-CONFERENCE	1- 0	1- 0	5- 0				
7- 0	1- 0	2- 0	HOME	1- 0	0- 0	3- 0				
1- 1	0- 0	0- 1	AWAY	0- 0	0- 0	1- 0				
3- 0	1- 0	0- 0	NEUTRAL	0- 0	1- 0	1- 0				
9- 1	1- 1	1- 0	CONFERENCE	2- 0	5- 0	0- 0				
5- 0	0- 0	1- 0	HOME	1- 0	3- 0	0- 0				
4- 1	1- 1	0- 0	AWAY	1- 0	2- 0	0- 0				
0- 0	0- 0	0- 0	NEUTRAL	0- 0	0- 0	0- 0				

RPI	S	Opponent	Score	RPI	S	Opponent	Score	RPI	S	Opponent	Score	RPI	S	Opponent	Score
1	A	Oregon	55 87	27	H	Ohio St.	71 52	83	A	Washington St.	71 49	104	H	Utah	82 49
5	H	Gonzaga	76 70	37	A	Texas	64 69	83	H	Washington St.	77 58	119	N	Syracuse	77 59
11	A	Oregon St.	61 58	44	H	Tennessee	78 51	91	H	Buffalo	88 69	128	A	California	79 65
14	N	Mississippi St.	67 62	49	H	Colorado	76 68					128	H	California	73 40
												133	A	Washington	58 41
												133	H	Washington	77 56
												168	H	UC Davis	67 55
												222	H	Northern Colo.	90 36
												225	A	San Francisco	97 71
												300	N	California Baptist	83 78
												308	H	Eastern Wash.	92 27
LAST 10 Division I															
83	A	Washington St.	71 49	1	A	Oregon	55 87	128	A	California	79 65	128	H	California	73 40
133	A	Washington	58 41	128	A	California	79 65	133	H	Washington	77 56	133	H	Washington	77 56
104	H	Utah	82 49	128	H	California	73 40	83	H	Washington St.	77 58				
49	H	Colorado	76 68												
11	A	Oregon St.	61 58												

Non-Div I Games:

Stanford

■ Loss,
 ■ Non-Conf,
 ■ S Site,
 ■ Home
 ■ Away
 N Neutral

Average RPI Win: 250	WON-LOST	WINNING	LAST 10	STRENGTH OF	OPP. STRENGTH	TEAM	ADJ.	CONF.	ADJ CONF.
Average RPI Loss: 126	RECORD	PCT. RANK	GAMES	SCHEDULE	OF SCHEDULE	RPI	RPI	RPI	RPI
DIV. I ONLY	7- 12	247	4-6	176	172	227	227	16	16
DIV. I NON-CONF.	3- 7	252	0-1	136	207	241	241	16	16
TOTALS	RPI 1-25	RPI 26-50	W-L RECORDS	RPI 51-100	RPI 101-150	RPI 150+			
7- 12	0- 2	0- 1	OVERALL	1- 1	0- 4	6- 4			
3- 5	0- 1	0- 0	HOME	0- 0	0- 3	3- 1			
4- 6	0- 1	0- 1	AWAY	1- 1	0- 1	3- 2			
0- 1	0- 0	0- 0	NEUTRAL	0- 0	0- 0	0- 1			
3- 7	0- 1	0- 1	NON-CONFERENCE	0- 1	0- 3	3- 1			
2- 2	0- 0	0- 0	HOME	0- 0	0- 2	2- 0			
1- 4	0- 1	0- 1	AWAY	0- 1	0- 1	1- 0			
0- 1	0- 0	0- 0	NEUTRAL	0- 0	0- 0	0- 1			
4- 5	0- 1	0- 0	CONFERENCE	1- 0	0- 1	3- 3			
1- 3	0- 1	0- 0	HOME	0- 0	0- 1	1- 1			
3- 2	0- 0	0- 0	AWAY	1- 0	0- 0	2- 2			
0- 0	0- 0	0- 0	NEUTRAL	0- 0	0- 0	0- 0			

RPI 1-25				RPI 26-50				RPI 51-100				RPI 101+ Team's RPI: 227			
RPI	S	Opponent	Score	RPI	S	Opponent	Score	RPI	S	Opponent	Score	RPI	S	Opponent	Score
24	A	Kentucky	48 67	44	A	Tennessee	46 73	62	A	UCF	40 66	102	A	Penn	41 81
25	H	FGCU	47 89					97	A	North Florida	60 52	107	H	Liberty	48 57
												122	H	Holy Cross	63 75
												147	H	Bethune-Cookman	55 59
												175	A	North Ala.	57 68
												182	A	Jacksonville	52 57
												226	A	Kennesaw St.	67 61
												243	H	Tulsa	66 60
												250	A	Morehead St.	58 55
												255 N		Saint Francis (PA)	73 78
												264	A	Lipscomb	48 34
												264	H	Lipscomb	59 65
												330	H	NJIT	72 49
												341	H	Canisius	68 52
LAST 10 Division I															
				97	A	North Florida	60 52	182	A	Jacksonville	52 57				
				264	A	Lipscomb	48 34	25	H	FGCU	47 89				
				330	H	NJIT	72 49	264	H	Lipscomb	59 65				
				107	H	Liberty	48 57	226	A	Kennesaw St.	67 61				
				175	A	North Ala.	57 68	122	H	Holy Cross	63 75				

Non-Div I Games: Palm Beach Atl. 77 46 Trinity Baptist 116 40 Fla. National 80 37

Stetson

Stony Brook

Through Games Of Feb. 4, 2020

Average RPI Win:	257	WON-LOST	WINNING	LAST 10	STRENGTH OF	OPP. STRENGTH	TEAM	ADJ.	CONF.	ADJ CONF.
Average RPI Loss:	41	RECORD	PCT. RANK	GAMES	SCHEDULE	OF SCHEDULE	RPI	RPI	RPI	RPI
DIV. I ONLY	20- 1	5	10-0	333	280	84	84	27	27	
DIV. I NON-CONF.	11- 1	13	1-0	312	247	81	81	27	27	
TOTALS	RPI 1-25	RPI 26-50	W-L RECORDS	RPI 51-100	RPI 101-150	RPI 150+				
20- 1	0- 0	0- 1	OVERALL	1- 0	0- 0	19- 0				
9- 0	0- 0	0- 0	HOME	1- 0	0- 0	8- 0				
9- 1	0- 0	0- 1	AWAY	0- 0	0- 0	9- 0				
2- 0	0- 0	0- 0	NEUTRAL	0- 0	0- 0	2- 0				
11- 1	0- 0	0- 1	NON-CONFERENCE	1- 0	0- 0	10- 0				
4- 0	0- 0	0- 0	HOME	1- 0	0- 0	3- 0				
5- 1	0- 0	0- 1	AWAY	0- 0	0- 0	5- 0				
2- 0	0- 0	0- 0	NEUTRAL	0- 0	0- 0	2- 0				
9- 0	0- 0	0- 0	CONFERENCE	0- 0	0- 0	9- 0				
5- 0	0- 0	0- 0	HOME	0- 0	0- 0	5- 0				
4- 0	0- 0	0- 0	AWAY	0- 0	0- 0	4- 0				
0- 0	0- 0	0- 0	NEUTRAL	0- 0	0- 0	0- 0				

RPI 1-25			RPI 26-50			RPI 51-100			Team's RPI: 84	RPI 101+		
RPI	S	Opponent	Score	RPI	S	Opponent	Score	RPI	S	Opponent	Score	
41	A	Arkansas	58 88	74	H	Bucknell	78 73	155	N	Western Mich.	50 47	
								184	A	Binghamton	67 60	
								202	H	UMass Lowell	60 41	
								217	H	Manhattan	59 54	
								230	N	Morgan St.	63 56	
								234	H	Iona	59 40	
								245	H	Maine	73 69	
								268	A	Pittsburgh	59 56	
								270	A	New Hampshire	53 44	
								283	A	Wagner	66 45	
								284	H	Sacred Heart	54 50	
								290	H	Vermont	67 49	
								302	A	UMBC	66 49	
								302	H	UMBC	57 45	
								304	A	St. Francis Brooklyn	86 73	
								311	A	Albany (NY)	73 53	
								312	A	Hofstra	81 38	
								334	A	LIU Brooklyn	80 49	
								345	H	Hartford	66 55	
LAST 10 Division I												
302	A	UMBC	66 49	270	A	New Hampshire	53 44					
202	H	UMass Lowell	60 41	290	H	Vermont	67 49					
184	A	Binghamton	67 60	245	H	Maine	73 69					
311	A	Albany (NY)	73 53	302	H	UMBC	57 45					
345	H	Hartford	66 55	74	H	Bucknell	78 73					

Non-Div I Games: Molloy 66 49

Stony Brook

Loss, Non-Conf, S Site, H Home A Away N Neutral

Average RPI Win:	168	WON-LOST	WINNING	LAST 10	STRENGTH OF	OPP. STRENGTH	TEAM	ADJ.	CONF.	ADJ CONF.
Average RPI Loss:	50	RECORD	PCT. RANK	GAMES	SCHEDULE	OF SCHEDULE	RPI	RPI	RPI	RPI
DIV. I ONLY	10- 11	190	4-6	58	8	119	119	5	5	
DIV. I NON-CONF.	6- 5	151	0	75	29	115	115	3	3	
TOTALS	RPI 1-25	RPI 26-50	W-L RECORDS	RPI 51-100	RPI 101-150	RPI 150+				
10- 11	1- 3	1- 4	OVERALL	2- 3	2- 1	4- 0				
7- 3	1- 1	1- 1	HOME	1- 1	1- 0	3- 0				
1- 5	0- 1	0- 2	AWAY	0- 2	0- 0	1- 0				
2- 3	0- 1	0- 1	NEUTRAL	1- 0	1- 1	0- 0				
6- 5	0- 2	0- 2	NON-CONFERENCE	2- 0	1- 1	3- 0				
4- 1	0- 1	0- 0	HOME	1- 0	0- 0	3- 0				
0- 1	0- 0	0- 1	AWAY	0- 0	0- 0	0- 0				
2- 3	0- 1	0- 1	NEUTRAL	1- 0	1- 1	0- 0				
4- 6	1- 1	1- 2	CONFERENCE	0- 3	1- 0	1- 0				
3- 2	1- 0	1- 1	HOME	0- 1	1- 0	0- 0				
1- 4	0- 1	0- 1	AWAY	0- 2	0- 0	1- 0				
0- 0	0- 0	0- 0	NEUTRAL	0- 0	0- 0	0- 0				

RPI 1-25				RPI 26-50				RPI 51-100				RPI 101+ Team's RPI: 119			
RPI	S	Opponent	Score	RPI	S	Opponent	Score	RPI	S	Opponent	Score	RPI	S	Opponent	Score
1	H	Oregon	64 81	34	H	Virginia Tech	67 65	60	A	Miami (FL)	62 77	105	H	Notre Dame	74 63
3	A	Louisville	58 62	38	N	West Virginia	69 71	67	H	Ohio	66 54	135	N	Green Bay	73 79
4	N	Stanford	59 77	40	A	Michigan	76 84	87	H	Georgia Tech	64 82	149	N	Houston	87 62
23	H	Florida St.	90 89	42	H	Duke	58 88	92	A	Wake Forest	60 65	268	A	Pittsburgh	69 51
				45	A	Virginia	41 57	100	N	Michigan St.	77 63	302	H	UMBC	82 48
LAST 10 Division I															
				45	A	Virginia	41 57	87	H	Georgia Tech	64 82	311	H	Albany (NY)	75 53
				34	H	Virginia Tech	67 65	60	A	Miami (FL)	62 77	324	H	UMES	65 50
				92	A	Wake Forest	60 65	105	H	Notre Dame	74 63				
				42	H	Duke	58 88	23	H	Florida St.	90 89				
				268	A	Pittsburgh	69 51	3	A	Louisville	58 62				

Non-Div I Games:

Syracuse

■ Loss,
 ■ Non-Conf,
 ■ S Site,
 ■ H Home
 ■ A Away
 N Neutral

Average RPI Win:	133	WON-LOST	WINNING	LAST 10	STRENGTH OF	OPP. STRENGTH	TEAM	ADJ.	CONF.	ADJ CONF.
Average RPI Loss:	56	RECORD	PCT. RANK	GAMES	SCHEDULE	OF SCHEDULE	RPI	RPI	RPI	RPI
DIV. I ONLY	16- 4	31	7-3	29	38	22	22	3	3	
DIV. I NON-CONF.	9- 2	38	0-1	115	70	32	32	4	4	
TOTALS	RPI 1-25	RPI 26-50	W-L RECORDS	RPI 51-100	RPI 101-150	RPI 150+				
16- 4	0- 2	4- 0	OVERALL	2- 1	6- 1	4- 0				
10- 2	0- 1	1- 0	HOME	1- 0	6- 1	2- 0				
6- 2	0- 1	3- 0	AWAY	1- 1	0- 0	2- 0				
0- 0	0- 0	0- 0	NEUTRAL	0- 0	0- 0	0- 0				
9- 2	0- 1	0- 0	NON-CONFERENCE	1- 1	4- 0	4- 0				
7- 0	0- 0	0- 0	HOME	1- 0	4- 0	2- 0				
2- 2	0- 1	0- 0	AWAY	0- 1	0- 0	2- 0				
0- 0	0- 0	0- 0	NEUTRAL	0- 0	0- 0	0- 0				
7- 2	0- 1	4- 0	CONFERENCE	1- 0	2- 1	0- 0				
3- 2	0- 1	1- 0	HOME	0- 0	2- 1	0- 0				
4- 0	0- 0	3- 0	AWAY	1- 0	0- 0	0- 0				
0- 0	0- 0	0- 0	NEUTRAL	0- 0	0- 0	0- 0				

RPI 1-25				Team's RPI: 22		RPI 26-50				RPI 51-100				RPI 101+			
RPI	S	Opponent	Score	RPI	S	Opponent	Score	RPI	S	Opponent	Score	RPI	S	Opponent	Score		
7	H	Baylor	57 66	37	A	Texas	65 63	56	A	Iowa St.	77 74	101	H	Boise St.	77 65		
18	A	Texas A&M	68 70	38	H	West Virginia	73 60	59	A	Middle Tenn.	70 82	116	H	Kansas	73 59		
				39	A	Oklahoma	82 63	67	H	Ohio	79 72	121	H	Auburn	80 65		
				48	A	Oklahoma St.	72 68					139	H	Cornell	59 49		
												140	H	Kansas St.	65 61		
												141	H	Texas Tech	76 80		
												150	H	Robert Morris	66 61		
												220	A	SMU	57 56		
												275	H	Texas St.	79 52		
												285	A	Army West Point	66 52		
												288	H	Nicholls St.	72 47		
LAST 10 Division I																	
140	H	Kansas St.	65 61	56	A	Iowa St.	77 74										
48	A	Oklahoma St.	72 68	116	H	Kansas	73 59										
38	H	West Virginia	73 60	141	H	Texas Tech	76 80										
7	H	Baylor	57 66	37	A	Texas	65 63										
39	A	Oklahoma	82 63	59	A	Middle Tenn.	70 82										

Non-Div I Games:

TCU

Average RPI Win:	151	WON-LOST	WINNING	LAST 10	STRENGTH OF	OPP. STRENGTH	TEAM	ADJ.	CONF.	ADJ CONF.
Average RPI Loss:	74	RECORD	PCT. RANK	GAMES	SCHEDULE	OF SCHEDULE	RPI	RPI	RPI	RPI
DIV. I ONLY	13- 8	103	7-3	32	73	54	54	9	9	
DIV. I NON-CONF.	8- 5	117	2-1	31	62	59	59	9	9	
TOTALS	RPI 1-25	RPI 26-50	W-L RECORDS	RPI 51-100	RPI 101-150	RPI 150+				
13- 8	0- 3	0- 1	OVERALL	5- 2	2- 0	6- 2				
8- 3	0- 3	0- 0	HOME	4- 0	1- 0	3- 0				
5- 3	0- 0	0- 0	AWAY	1- 1	1- 0	3- 2				
0- 2	0- 0	0- 1	NEUTRAL	0- 1	0- 0	0- 0				
8- 5	0- 2	0- 1	NON-CONFERENCE	3- 1	1- 0	4- 1				
5- 2	0- 2	0- 0	HOME	2- 0	1- 0	2- 0				
3- 1	0- 0	0- 0	AWAY	1- 0	0- 0	2- 1				
0- 2	0- 0	0- 1	NEUTRAL	0- 1	0- 0	0- 0				
5- 3	0- 1	0- 0	CONFERENCE	2- 1	1- 0	2- 1				
3- 1	0- 1	0- 0	HOME	2- 0	0- 0	1- 0				
2- 2	0- 0	0- 0	AWAY	0- 1	1- 0	1- 1				
0- 0	0- 0	0- 0	NEUTRAL	0- 0	0- 0	0- 0				

RPI S	Opponent	Score	RPI S	Opponent	Score	RPI S	Opponent	Score	RPI S	Opponent	Score
2	H South Carolina	71 78	30	N Creighton	59 69	58	N North Carolina	58 71	102	H Penn	76 72
10	H UConn	54 83				62	H UCF	67 65	149	A Houston	61 58
25	H FGCU	67 93				74	A Bucknell	72 61	172	A Wichita St.	70 72
						80	H South Fla.	69 66	193	A Towson	74 59
						88	H Villanova	74 69	204	A La Salle	72 69
						89	A Cincinnati	81 86	208	H Fairfield	77 59
						99	H Duquesne	85 72	209	A Saint Joseph's	63 67
									220	H SMU	85 62
									239	H Xavier	78 65
									243	A Tulsa	74 65
LAST 10 Division I											
62	H UCF	67 65	220	H SMU	85 62						
89	A Cincinnati	81 86	149	A Houston	61 58						
102	H Penn	76 72	243	A Tulsa	74 65						
172	A Wichita St.	70 72	204	A La Salle	72 69						
80	H South Fla.	69 66	25	H FGCU	67 93						

Non-Div I Games:

Temple

Tennessee

Through Games Of Feb. 4, 2020

Average RPI Win:	195	WON-LOST	WINNING	LAST 10	STRENGTH OF	OPP. STRENGTH	TEAM	ADJ.	CONF.	ADJ CONF.
Average RPI Loss:	15	RECORD	PCT. RANK	GAMES	SCHEDULE	OF SCHEDULE	RPI	RPI	RPI	RPI
DIV. I ONLY	17- 5	38	7-3	136	58	44	44	4	4	
DIV. I NON-CONF.	10- 3	58	0-1	251	160	104	104	5	5	
TOTALS	RPI 1-25	RPI 26-50	W-L RECORDS	RPI 51-100	RPI 101-150	RPI 150+				
17- 5	1- 4	0- 1	OVERALL	3- 0	3- 0	10- 0				
11- 1	1- 0	0- 1	HOME	2- 0	1- 0	7- 0				
6- 4	0- 4	0- 0	AWAY	1- 0	2- 0	3- 0				
0- 0	0- 0	0- 0	NEUTRAL	0- 0	0- 0	0- 0				
10- 3	0- 2	0- 1	NON-CONFERENCE	0- 0	1- 0	9- 0				
7- 1	0- 0	0- 1	HOME	0- 0	0- 0	7- 0				
3- 2	0- 2	0- 0	AWAY	0- 0	1- 0	2- 0				
0- 0	0- 0	0- 0	NEUTRAL	0- 0	0- 0	0- 0				
7- 2	1- 2	0- 0	CONFERENCE	3- 0	2- 0	1- 0				
4- 0	1- 0	0- 0	HOME	2- 0	1- 0	0- 0				
3- 2	0- 2	0- 0	AWAY	1- 0	1- 0	1- 0				
0- 0	0- 0	0- 0	NEUTRAL	0- 0	0- 0	0- 0				

RPI S	Opponent	Score	RPI S	Opponent	Score	RPI S	Opponent	Score	RPI S	Opponent	Score
2	A South Carolina	48 69	37	H Texas	60 66	72	H Alabama	65 63	105	A Notre Dame	74 63
4	A Stanford	51 78				75	H Georgia	73 56	117	A Florida	78 50
10	A UConn	45 60				98	A Vanderbilt	78 69	148	H Missouri	77 66
21	H LSU	63 58							187	A Portland St.	88 61
24	A Kentucky	76 80							215	H Central Ark.	63 36
									227	H Stetson	73 46
									260	A ETSU	72 68
									267	H Colorado St.	79 41
									273	A Ole Miss	84 28
									274	H Howard	88 38
									315	H Air Force	81 54
									319	H Ark.-Pine Bluff	92 51
									339	H Tennessee St.	73 43
LAST 10 Division I											
2	A South Carolina	48 69	117	A Florida	78 50						
98	A Vanderbilt	78 69	75	H Georgia	73 56						
21	H LSU	63 58	273	A Ole Miss	84 28						
10	A UConn	45 60	24	A Kentucky	76 80						
72	H Alabama	65 63	148	H Missouri	77 66						

Non-Div I Games:

Tennessee

■ Loss,
 ■ Non-Conf,
 ■ S Site,
 ■ Home
 ■ Away
 N Neutral

Average RPI Win:	0	WON-LOST	WINNING	LAST 10	STRENGTH OF	OPP. STRENGTH	TEAM	ADJ.	CONF.	ADJ CONF.
Average RPI Loss:	195	RECORD	PCT. RANK	GAMES	SCHEDULE	OF SCHEDULE	RPI	RPI	RPI	RPI
DIV. I ONLY	0- 18	349	0-10	172	317	339	339	19	19	
DIV. I NON-CONF.	0- 8	338	0	110	285	321	321	22	22	
TOTALS	RPI 1-25	RPI 26-50	W-L RECORDS	RPI 51-100	RPI 101-150	RPI 150+				
0- 18	0- 0	0- 2	OVERALL	0- 2	0- 1	0- 13				
0- 9	0- 0	0- 0	HOME	0- 1	0- 0	0- 8				
0- 9	0- 0	0- 2	AWAY	0- 1	0- 1	0- 5				
0- 0	0- 0	0- 0	NEUTRAL	0- 0	0- 0	0- 0				
0- 8	0- 0	0- 2	NON-CONFERENCE	0- 1	0- 0	0- 5				
0- 5	0- 0	0- 0	HOME	0- 1	0- 0	0- 4				
0- 3	0- 0	0- 2	AWAY	0- 0	0- 0	0- 1				
0- 0	0- 0	0- 0	NEUTRAL	0- 0	0- 0	0- 0				
0- 10	0- 0	0- 0	CONFERENCE	0- 1	0- 1	0- 8				
0- 4	0- 0	0- 0	HOME	0- 0	0- 0	0- 4				
0- 6	0- 0	0- 0	AWAY	0- 1	0- 1	0- 4				
0- 0	0- 0	0- 0	NEUTRAL	0- 0	0- 0	0- 0				

RPI S	Opponent	Score	RPI S	Opponent	Score	RPI S	Opponent	Score	RPI S	Opponent	Score	Team's RPI: 339
26	A Arizona	42 77	69	A UT Martin	71 88	137	A Southeast Mo. St.	54 83	163	A Tennessee Tech	47 88	
44	A Tennessee	43 73	98	H Vanderbilt	55 106	175	H North Ala.	63 88	176	H Columbia	65 75	
						195	A Austin Peay	58 76	207	A Murray St.	62 100	
						228	H Eastern Ill.	52 73	250	H Morehead St.	47 84	
						252	A South Alabama	48 70	264	H Lipscomb	64 74	
						276	H Eastern Ky.	55 61	306	A Jacksonville St.	48 70	
						318	H Alcorn	57 62	328	H SIUE	63 76	
LAST 10 Division I												
163	A Tennessee Tech	47 88	250	H Morehead St.	47 84							
306	A Jacksonville St.	48 70	137	A Southeast Mo. St.	54 83							
207	A Murray St.	62 100	69	A UT Martin	71 88							
195	A Austin Peay	58 76	328	H SIUE	63 76							
276	H Eastern Ky.	55 61	228	H Eastern Ill.	52 73							

Non-Div I Games: Wilberforce 83 65 Fisk 91 50

Tennessee St.

■ Loss,
 ■ Non-Conf,
 ■ S Site,
 ■ H Home
 ■ A Away
 N Neutral

Tennessee Tech

Through Games Of Feb. 4, 2020

Average RPI Win:	270	WON-LOST	WINNING	LAST 10	STRENGTH OF	OPP. STRENGTH	TEAM	ADJ.	CONF.	ADJ CONF.
Average RPI Loss:	97	RECORD	PCT. RANK	GAMES	SCHEDULE	OF SCHEDULE	RPI	RPI	RPI	RPI
DIV. I ONLY	14- 5	44	9-1	345	151	163	163	19	19	
DIV. I NON-CONF.	5- 4	140	0	343	104	228	228	22	22	
TOTALS	RPI 1-25	RPI 26-50	W-L RECORDS	RPI 51-100	RPI 101-150	RPI 150+				
14- 5	0- 0	0- 0	OVERALL	0- 4	1- 0	13- 1				
7- 1	0- 0	0- 0	HOME	0- 1	0- 0	7- 0				
6- 3	0- 0	0- 0	AWAY	0- 3	1- 0	5- 0				
1- 1	0- 0	0- 0	NEUTRAL	0- 0	0- 0	1- 1				
5- 4	0- 0	0- 0	NON-CONFERENCE	0- 3	1- 0	4- 1				
2- 0	0- 0	0- 0	HOME	0- 0	0- 0	2- 0				
2- 3	0- 0	0- 0	AWAY	0- 3	1- 0	1- 0				
1- 1	0- 0	0- 0	NEUTRAL	0- 0	0- 0	1- 1				
9- 1	0- 0	0- 0	CONFERENCE	0- 1	0- 0	9- 0				
5- 1	0- 0	0- 0	HOME	0- 1	0- 0	5- 0				
4- 0	0- 0	0- 0	AWAY	0- 0	0- 0	4- 0				
0- 0	0- 0	0- 0	NEUTRAL	0- 0	0- 0	0- 0				

RPI 1-25			RPI 26-50			RPI 51-100			RPI 101+			Team's RPI: 163
RPI	S	Opponent	Score	RPI	S	Opponent	Score	RPI	S	Opponent	Score	
						59	A Middle Tenn.	58	64	146	A Samford	72 57
						63	H Belmont	47	59	185	N Northern Ill.	74 82
						79	A Southern Ill.	65	76	195	H Austin Peay	58 49
						98	A Vanderbilt	61	75	207	H Murray St.	77 72
										228	A Eastern Ill.	75 62
										250	A Morehead St.	75 55
										250	H Morehead St.	82 75
										264	H Lipscomb	78 58
										276	A Eastern Ky.	60 42
										276	H Eastern Ky.	87 82
										328	A SIUE	65 50
										329	N Detroit Mercy	69 47
										338	A Western Caro.	62 58
										339	H Tennessee St.	88 47
										347	H La.-Monroe	75 68
LAST 10 Division I												
						339	H Tennessee St.	88	47	328	A SIUE	65 50
						63	H Belmont	47	59	207	H Murray St.	77 72
						276	H Eastern Ky.	87	82	195	H Austin Peay	58 49
						250	H Morehead St.	82	75	250	A Morehead St.	75 55
						228	A Eastern Ill.	75	62	276	A Eastern Ky.	60 42

Non-Div I Games: Tenn. Wesleyan 94 45 Cumberland (TN) 88 51

Tennessee Tech

Loss, Non-Conf, S Site, H Home A Away N Neutral

Average RPI Win:	150	WON-LOST	WINNING	LAST 10	STRENGTH OF	OPP. STRENGTH	TEAM	ADJ.	CONF.	ADJ CONF.
Average RPI Loss:	54	RECORD	PCT. RANK	GAMES	SCHEDULE	OF SCHEDULE	RPI	RPI	RPI	RPI
DIV. I ONLY	14- 7	76	7-3	17	65	37	37	3	3	
DIV. I NON-CONF.	8- 4	90	1-0	71	152	72	72	4	4	
TOTALS	RPI 1-25	RPI 26-50	W-L RECORDS	RPI 51-100	RPI 101-150	RPI 150+				
14- 7	1- 3	3- 2	OVERALL	2- 1	3- 0	5- 1				
8- 3	1- 2	0- 1	HOME	1- 0	2- 0	4- 0				
5- 3	0- 0	3- 1	AWAY	1- 1	1- 0	0- 1				
1- 1	0- 1	0- 0	NEUTRAL	0- 0	0- 0	1- 0				
8- 4	1- 1	1- 1	NON-CONFERENCE	1- 1	0- 0	5- 1				
6- 1	1- 0	0- 1	HOME	1- 0	0- 0	4- 0				
1- 2	0- 0	1- 0	AWAY	0- 1	0- 0	0- 1				
1- 1	0- 1	0- 0	NEUTRAL	0- 0	0- 0	1- 0				
6- 3	0- 2	2- 1	CONFERENCE	1- 0	3- 0	0- 0				
2- 2	0- 2	0- 0	HOME	0- 0	2- 0	0- 0				
4- 1	0- 0	2- 1	AWAY	1- 0	1- 0	0- 0				
0- 0	0- 0	0- 0	NEUTRAL	0- 0	0- 0	0- 0				

RPI 1-25				RPI 26-50				Team's RPI: 37				RPI 51-100				RPI 101+			
RPI	S	Opponent	Score	RPI	S	Opponent	Score	RPI	S	Opponent	Score	RPI	S	Opponent	Score	RPI	S	Opponent	Score
4	H	Stanford	69 64	26	H	Arizona	58 83	56	A	Iowa St.	81 75	116	H	Kansas	85 77				
7	H	Baylor	44 64	38	A	West Virginia	63 68	67	H	Ohio	73 60	140	A	Kansas St.	71 63				
15	N	NC State	73 84	39	A	Oklahoma	70 53	80	A	South Fla.	57 64	141	H	Texas Tech	92 66				
22	H	TCU	63 65	44	A	Tennessee	66 60					191	A	Hawaii	60 73				
				48	A	Oklahoma St.	61 56					246	H	Southern U.	93 39				
LAST 10 Division I																			
				7	H	Baylor	44 64	141	H	Texas Tech	92 66								
				39	A	Oklahoma	70 53	38	A	West Virginia	63 68								
				48	A	Oklahoma St.	61 56	56	A	Iowa St.	81 75								
				116	H	Kansas	85 77	22	H	TCU	63 65								
				140	A	Kansas St.	71 63	342	H	Northwestern St.	91 49								

Non-Div I Games:

Texas

Average RPI Win:	120	WON-LOST	WINNING	LAST 10	STRENGTH OF	OPP. STRENGTH	TEAM	ADJ.	CONF.	ADJ CONF.
Average RPI Loss:	22	RECORD	PCT. RANK	GAMES	SCHEDULE	OF SCHEDULE	RPI	RPI	RPI	RPI
DIV. I ONLY	18- 4	24	7-3	25	17	18	18	4	4	
DIV. I NON-CONF.	12- 1	9	1-0	45	26	8	8	5	5	
TOTALS	RPI 1-25	RPI 26-50	W-L RECORDS	RPI 51-100	RPI 101-150	RPI 150+				
18- 4	1- 4	3- 0	OVERALL	6- 0	4- 0	4- 0				
12- 1	1- 1	2- 0	HOME	1- 0	4- 0	4- 0				
4- 2	0- 2	1- 0	AWAY	3- 0	0- 0	0- 0				
2- 1	0- 1	0- 0	NEUTRAL	2- 0	0- 0	0- 0				
12- 1	1- 1	2- 0	NON-CONFERENCE	4- 0	2- 0	3- 0				
8- 0	1- 0	2- 0	HOME	0- 0	2- 0	3- 0				
2- 0	0- 0	0- 0	AWAY	2- 0	0- 0	0- 0				
2- 1	0- 1	0- 0	NEUTRAL	2- 0	0- 0	0- 0				
6- 3	0- 3	1- 0	CONFERENCE	2- 0	2- 0	1- 0				
4- 1	0- 1	0- 0	HOME	1- 0	2- 0	1- 0				
2- 2	0- 2	1- 0	AWAY	1- 0	0- 0	0- 0				
0- 0	0- 0	0- 0	NEUTRAL	0- 0	0- 0	0- 0				

RPI	S	Opponent	Score	RPI	S	Opponent	Score	RPI	S	Opponent	Score	RPI	S	Opponent	Score
21	A	LSU	58 59	41	A	Arkansas	84 77	72	A	Alabama	79 74	117	H	Florida	69 42
21	H	LSU	54 57	42	H	Duke	79 58	75	H	Georgia	64 63	123	H	A&M-Corpus Christi	85 48
22	H	TCU	70 68	48	H	Oklahoma St.	74 62	86	A	Southern California	74 64	148	H	Missouri	72 53
23	N	Florida St.	58 80					87	N	Georgia Tech	60 48	149	H	Houston	72 43
24	A	Kentucky	54 76					93	N	Montana St.	78 67	177	H	Little Rock	78 35
								96	A	Rice	62 61	215	H	Central Ark.	76 46
												273	H	Ole Miss	79 35
												296	H	Prairie View	80 38
LAST 10 Division I															
21	A	LSU	58 59	24	A	Kentucky	54 76								
75	H	Georgia	64 63	21	H	LSU	54 57								
148	H	Missouri	72 53	273	H	Ole Miss	79 35								
72	A	Alabama	79 74	41	A	Arkansas	84 77								
117	H	Florida	69 42	123	H	A&M-Corpus Christi	85 48								

Non-Div I Games:

Texas A&M

■ Loss,
 ■ Non-Conf, S Site,
 ■ Home
 ■ Away
 N Neutral

Average RPI Win:	256	WON-LOST	WINNING	LAST 10	STRENGTH OF	OPP. STRENGTH	TEAM	ADJ.	CONF.	ADJ CONF.
Average RPI Loss:	69	RECORD	PCT. RANK	GAMES	SCHEDULE	OF SCHEDULE	RPI	RPI	RPI	RPI
DIV. I ONLY	13- 7	84	9-1	219	214	103	103	31	31	
DIV. I NON-CONF.	5- 6	187	1-0	19	24	48	48	31	31	
TOTALS	RPI 1-25	RPI 26-50	W-L RECORDS	RPI 51-100	RPI 101-150	RPI 150+				
13- 7	0- 2	0- 1	OVERALL	1- 1	2- 2	10- 1				
6- 0	0- 0	0- 0	HOME	1- 0	0- 0	5- 0				
7- 5	0- 2	0- 1	AWAY	0- 1	2- 0	5- 1				
0- 2	0- 0	0- 0	NEUTRAL	0- 0	0- 2	0- 0				
5- 6	0- 2	0- 1	NON-CONFERENCE	1- 1	2- 2	2- 0				
1- 0	0- 0	0- 0	HOME	1- 0	0- 0	0- 0				
4- 4	0- 2	0- 1	AWAY	0- 1	2- 0	2- 0				
0- 2	0- 0	0- 0	NEUTRAL	0- 0	0- 2	0- 0				
8- 1	0- 0	0- 0	CONFERENCE	0- 0	0- 0	8- 1				
5- 0	0- 0	0- 0	HOME	0- 0	0- 0	5- 0				
3- 1	0- 0	0- 0	AWAY	0- 0	0- 0	3- 1				
0- 0	0- 0	0- 0	NEUTRAL	0- 0	0- 0	0- 0				

RPI 1-25				RPI 26-50				RPI 51-100				RPI 101+ Team's RPI: 103			
RPI	S	Opponent	Score	RPI	S	Opponent	Score	RPI	S	Opponent	Score	RPI	S	Opponent	Score
1	A	Oregon	63 99	49	A	Colorado	50 74	56	A	Iowa St.	59 79	104	N	Utah	52 61
5	A	Gonzaga	45 80					96	H	Rice	63 56	109	N	UAB	68 84
												110	A	UT Arlington	74 63
												145	A	Tulane	72 62
												160	A	Jackson St.	79 81
												191	A	Hawaii	74 57
												246	H	Southern U.	61 56
												281	A	Alabama A&M	65 58
												296	H	Prairie View	88 65
												301	A	UTRGV	71 44
												318	H	Alcorn	105 70
												319	H	Ark.-Pine Bluff	78 77
												332	A	Alabama St.	81 54
												348	A	Grambling	89 85
												351	H	Mississippi Val.	88 58
LAST 10 Division I															
332	A	Alabama St.	81 54	160	A	Jackson St.	79 81								
281	A	Alabama A&M	65 58	296	H	Prairie View	88 65								
319	H	Ark.-Pine Bluff	78 77	318	H	Alcorn	105 70								
351	H	Mississippi Val.	88 58	246	H	Southern U.	61 56								
348	A	Grambling	89 85	110	A	UT Arlington	74 63								

Non-Div I Games:

Texas Southern

■ Loss,
 ■ Non-Conf,
 ■ S Site,
 ■ Home
 ■ A Away
 N Neutral

Average RPI Win:	196	WON-LOST	WINNING	LAST 10	STRENGTH OF	OPP. STRENGTH	TEAM	ADJ.	CONF.	ADJ CONF.
Average RPI Loss:	185	RECORD	PCT. RANK	GAMES	SCHEDULE	OF SCHEDULE	RPI	RPI	RPI	RPI
DIV. I ONLY	6- 12	263	2-8	185	256	275	275	21	21	
DIV. I NON-CONF.	5- 4	140	1-0	204	253	138	138	20	20	
TOTALS	RPI 1-25	RPI 26-50	W-L RECORDS	RPI 51-100	RPI 101-150	RPI 150+				
6- 12	0- 1	0- 0	OVERALL	0- 1	2- 2	4- 8				
5- 4	0- 0	0- 0	HOME	0- 0	2- 0	3- 4				
1- 8	0- 1	0- 0	AWAY	0- 1	0- 2	1- 4				
0- 0	0- 0	0- 0	NEUTRAL	0- 0	0- 0	0- 0				
5- 4	0- 1	0- 0	NON-CONFERENCE	0- 0	1- 1	4- 2				
4- 0	0- 0	0- 0	HOME	0- 0	1- 0	3- 0				
1- 4	0- 1	0- 0	AWAY	0- 0	0- 1	1- 2				
0- 0	0- 0	0- 0	NEUTRAL	0- 0	0- 0	0- 0				
1- 8	0- 0	0- 0	CONFERENCE	0- 1	1- 1	0- 6				
1- 4	0- 0	0- 0	HOME	0- 0	1- 0	0- 4				
0- 4	0- 0	0- 0	AWAY	0- 1	0- 1	0- 2				
0- 0	0- 0	0- 0	NEUTRAL	0- 0	0- 0	0- 0				

RPI 1-25				RPI 26-50				RPI 51-100				RPI 101+ Team's RPI: 275			
RPI	S	Opponent	Score	RPI	S	Opponent	Score	RPI	S	Opponent	Score	RPI	S	Opponent	Score
22	A	TCU	52 79					64	A	Troy	50 84	110	H	UT Arlington	72 55
												116	A	Kansas	48 68
												123	H	A&M-Corpus Christi	57 48
												126	A	Coastal Caro.	67 75
												152	H	Louisiana	67 73
												157	H	New Orleans	51 49
												167	A	Dartmouth	61 51
												177	H	Little Rock	66 78
												203	H	Arkansas St.	53 56
												230	A	Morgan St.	62 72
												252	A	South Alabama	76 78
												253	A	Oral Roberts	57 63
												277	A	Appalachian St.	65 73
												299	H	UTSA	74 69
												318	H	Alcorn	67 59
												347	H	La.-Monroe	55 58
LAST 10 Division I															
110	H	UT Arlington	72 55	277	A	Appalachian St.	65 73								
252	A	South Alabama	76 78	126	A	Coastal Caro.	67 75								
64	A	Troy	50 84	203	H	Arkansas St.	53 56								
152	H	Louisiana	67 73	177	H	Little Rock	66 78								
347	H	La.-Monroe	55 58	318	H	Alcorn	67 59								

Non-Div I Games: Texas Lutheran 72 31 Tex. Permian Basin 83 45

Texas St.

Average RPI Win:	231	WON-LOST	WINNING	LAST 10	STRENGTH OF	OPP. STRENGTH	TEAM	ADJ.	CONF.	ADJ CONF.
Average RPI Loss:	71	RECORD	PCT. RANK	GAMES	SCHEDULE	OF SCHEDULE	RPI	RPI	RPI	RPI
DIV. I ONLY	14- 5	44	5-5	286	106	141	141	3	3	
DIV. I NON-CONF.	11- 0	1	2-0	351	337	166	166	4	4	
TOTALS	RPI 1-25	RPI 26-50	W-L RECORDS	RPI 51-100	RPI 101-150	RPI 150+				
14- 5	1- 1	2- 1	OVERALL	0- 1	2- 2	9- 0				
11- 2	0- 0	2- 0	HOME	0- 1	1- 1	8- 0				
2- 3	1- 1	0- 1	AWAY	0- 0	1- 1	0- 0				
1- 0	0- 0	0- 0	NEUTRAL	0- 0	0- 0	1- 0				
11- 0	0- 0	0- 0	NON-CONFERENCE	0- 0	2- 0	9- 0				
9- 0	0- 0	0- 0	HOME	0- 0	1- 0	8- 0				
1- 0	0- 0	0- 0	AWAY	0- 0	1- 0	0- 0				
1- 0	0- 0	0- 0	NEUTRAL	0- 0	0- 0	1- 0				
3- 5	1- 1	2- 1	CONFERENCE	0- 1	0- 2	0- 0				
2- 2	0- 0	2- 0	HOME	0- 1	0- 1	0- 0				
1- 3	1- 1	0- 1	AWAY	0- 0	0- 1	0- 0				
0- 0	0- 0	0- 0	NEUTRAL	0- 0	0- 0	0- 0				

RPI	S	Opponent	Score	RPI	S	Opponent	Score	RPI	S	Opponent	Score	RPI	S	Opponent	Score	Team's RPI: 141
7	A	Baylor	79 87	37	A	Texas	66 92	56	H	Iowa St.	66 96	116	A	Kansas	50 67	
22	A	TCU	80 76	39	H	Oklahoma	89 84					124	A	San Diego	64 60	
				48	H	Oklahoma St.	109 79					140	H	Kansas St.	72 76	
												142	H	Sam Houston St.	99 57	
												273	H	Ole Miss	84 48	
												296	H	Prairie View	82 48	
												299	H	UTSA	115 58	
												310	H	Houston Baptist	59 51	
												319	H	Ark.-Pine Bluff	81 55	
												323	N	Purdue Fort Wayne	82 48	
												342	H	Northwestern St.	79 49	
												346	H	Florida A&M	98 60	
												347	H	La.-Monroe	83 38	
LAST 10 Division I																
48	H	Oklahoma St.	109 79	140	H	Kansas St.	72 76									
7	A	Baylor	79 87	22	A	TCU	80 76									
39	H	Oklahoma	89 84	56	H	Iowa St.	66 96									
116	A	Kansas	50 67	299	H	UTSA	115 58									
37	A	Texas	66 92	347	H	La.-Monroe	83 38									

Non-Div I Games:

Texas Tech

■ Loss,
 ■ Non-Conf, S Site,
 ■ Home
 ■ Away
 N Neutral

Average RPI Win: 199	WON-LOST	WINNING	LAST 10	STRENGTH OF	OPP. STRENGTH	TEAM	ADJ.	CONF.	ADJ CONF.
Average RPI Loss: 113	RECORD	PCT. RANK	GAMES	SCHEDULE	OF SCHEDULE	RPI	RPI	RPI	RPI
DIV. I ONLY	10- 9	161	7-3	163	127	166	166	10	10
DIV. I NON-CONF.	5- 6	187	2-0	225	204	218	218	10	10
TOTALS	RPI 1-25	RPI 26-50	W-L RECORDS	RPI 51-100	RPI 101-150	RPI 150+			
10- 9	0- 1	0- 0	OVERALL	2- 3	2- 1	6- 4			
6- 4	0- 0	0- 0	HOME	2- 1	1- 0	3- 3			
3- 4	0- 1	0- 0	AWAY	0- 1	0- 1	3- 1			
1- 1	0- 0	0- 0	NEUTRAL	0- 1	1- 0	0- 0			
5- 6	0- 0	0- 0	NON-CONFERENCE	1- 3	1- 1	3- 2			
2- 3	0- 0	0- 0	HOME	1- 1	0- 0	1- 2			
2- 2	0- 0	0- 0	AWAY	0- 1	0- 1	2- 0			
1- 1	0- 0	0- 0	NEUTRAL	0- 1	1- 0	0- 0			
5- 3	0- 1	0- 0	CONFERENCE	1- 0	1- 0	3- 2			
4- 1	0- 0	0- 0	HOME	1- 0	1- 0	2- 1			
1- 2	0- 1	0- 0	AWAY	0- 0	0- 0	1- 1			
0- 0	0- 0	0- 0	NEUTRAL	0- 0	0- 0	0- 0			

RPI 1-25				RPI 26-50				RPI 51-100				RPI 101+ Team's RPI: 166			
RPI	S	Opponent	Score	RPI	S	Opponent	Score	RPI	S	Opponent	Score	RPI	S	Opponent	Score
17	A	Central Mich.	66 73					63	H	Belmont	53 48	105	A	Notre Dame	51 54
								64	N	Troy	64 71	108	N	Pacific	66 65
								78	H	Dayton	42 60	113	H	Kent St.	69 60
								91	H	Buffalo	71 59	155	A	Western Mich.	72 84
								99	A	Duquesne	74 79	158	H	Valparaiso	54 61
												169	H	Eastern Mich.	62 77
												170	H	Memphis	76 83
												185	A	Northern Ill.	63 51
												198	H	Akron	65 61
												231	H	Bowling Green	79 72
												327	A	Georgia St.	74 48
												329	A	Detroit Mercy	82 64
												341	H	Canisius	83 65
LAST 10 Division I															
113	H	Kent St.	69 60	185	A	Northern Ill.	63 51								
169	H	Eastern Mich.	62 77	91	H	Buffalo	71 59								
17	A	Central Mich.	66 73	155	A	Western Mich.	72 84								
231	H	Bowling Green	79 72	341	H	Canisius	83 65								
198	H	Akron	65 61	108	N	Pacific	66 65								

Non-Div I Games:

Toledo

Average RPI Win: 208	WON-LOST	WINNING	LAST 10	STRENGTH OF	OPP. STRENGTH	TEAM	ADJ.	CONF.	ADJ CONF.
Average RPI Loss: 123	RECORD	PCT. RANK	GAMES	SCHEDULE	OF SCHEDULE	RPI	RPI	RPI	RPI
DIV. I ONLY	9- 10	199	6-4	162	103	193	193	14	14
DIV. I NON-CONF.	4- 6	212	1-0	173	42	225	225	13	13
TOTALS	RPI 1-25	RPI 26-50	W-L RECORDS	RPI 51-100	RPI 101-150	RPI 150+			
9- 10	0- 1	1- 1	OVERALL	0- 2	1- 2	7- 4			
6- 4	0- 0	1- 0	HOME	0- 1	1- 1	4- 2			
2- 5	0- 0	0- 1	AWAY	0- 1	0- 1	2- 2			
1- 1	0- 1	0- 0	NEUTRAL	0- 0	0- 0	1- 0			
4- 6	0- 1	0- 1	NON-CONFERENCE	0- 1	0- 1	4- 2			
3- 2	0- 0	0- 0	HOME	0- 1	0- 0	3- 1			
0- 3	0- 0	0- 1	AWAY	0- 0	0- 1	0- 1			
1- 1	0- 1	0- 0	NEUTRAL	0- 0	0- 0	1- 0			
5- 4	0- 0	1- 0	CONFERENCE	0- 1	1- 1	3- 2			
3- 2	0- 0	1- 0	HOME	0- 0	1- 1	1- 1			
2- 2	0- 0	0- 0	AWAY	0- 1	0- 0	2- 1			
0- 0	0- 0	0- 0	NEUTRAL	0- 0	0- 0	0- 0			

RPI 1-25				RPI 26-50				RPI 51-100				RPI 101+ Team's RPI: 193			
RPI	S	Opponent	Score	RPI	S	Opponent	Score	RPI	S	Opponent	Score	RPI	S	Opponent	Score
12	N	Iowa	72 100	43	H	James Madison	76 75	54	H	Temple	59 74	124	A	San Diego	67 81
				46	A	Rutgers	53 67	57	A	Drexel	50 59	129	H	Northeastern	81 68
												143	H	William & Mary	75 83
												153	H	Elon	61 74
												183	H	American	63 60
												190	H	Penn St.	67 73
												213	H	Mt. St. Mary's	73 57
												214	A	Delaware	62 69
												234	N	Iona	75 58
												241	A	San Diego St.	72 80
												247	A	Col. of Charleston	79 62
												256	A	UNCW	62 41
												258	H	Marshall	59 56
												312	H	Hofstra	84 71
LAST 10 Division I															
214	A	Delaware	62 69	247	A	Col. of Charleston	79 62								
57	A	Drexel	50 59	43	H	James Madison	76 75								
312	H	Hofstra	84 71	143	H	William & Mary	75 83								
129	H	Northeastern	81 68	153	H	Elon	61 74								
256	A	UNCW	62 41	258	H	Marshall	59 56								

Non-Div I Games: Chestnut Hill 86 49

Towson

■ Loss,
 ■ Non-Conf, S Site,
 ■ Home
 ■ Away
 N Neutral

Average RPI Win:	225	WON-LOST	WINNING	LAST 10	STRENGTH OF	OPP. STRENGTH	TEAM	ADJ.	CONF.	ADJ CONF.
Average RPI Loss:	69	RECORD	PCT. RANK	GAMES	SCHEDULE	OF SCHEDULE	RPI	RPI	RPI	RPI
DIV. I ONLY	15- 3	21	9-1	202	209	64	64	21	21	
DIV. I NON-CONF.	7- 2	54	1-0	122	105	34	34	20	20	
TOTALS	RPI 1-25	RPI 26-50	W-L RECORDS	RPI 51-100	RPI 101-150	RPI 150+				
15- 3	0- 1	0- 1	OVERALL	0- 0	5- 0	10- 1				
7- 1	0- 0	0- 0	HOME	0- 0	2- 0	5- 1				
6- 2	0- 1	0- 1	AWAY	0- 0	2- 0	4- 0				
2- 0	0- 0	0- 0	NEUTRAL	0- 0	1- 0	1- 0				
7- 2	0- 1	0- 1	NON-CONFERENCE	0- 0	3- 0	4- 0				
2- 0	0- 0	0- 0	HOME	0- 0	0- 0	2- 0				
3- 2	0- 1	0- 1	AWAY	0- 0	2- 0	1- 0				
2- 0	0- 0	0- 0	NEUTRAL	0- 0	1- 0	1- 0				
8- 1	0- 0	0- 0	CONFERENCE	0- 0	2- 0	6- 1				
5- 1	0- 0	0- 0	HOME	0- 0	2- 0	3- 1				
3- 0	0- 0	0- 0	AWAY	0- 0	0- 0	3- 0				
0- 0	0- 0	0- 0	NEUTRAL	0- 0	0- 0	0- 0				

RPI 1-25				RPI 26-50				RPI 51-100				Team's RPI: 64				RPI 101+			
RPI	S	Opponent	Score	RPI	S	Opponent	Score	RPI	S	Opponent	Score	RPI	S	Opponent	Score	RPI	S	Opponent	Score
14	A	Mississippi St.	82 122	42	A	Duke	85 99					110	H	UT Arlington	85 69				
												113	N	Kent St.	71 64				
												126	H	Coastal Caro.	84 77				
												146	A	Samford	74 65				
												147	A	Bethune-Cookman	68 62				
												152	H	Louisiana	73 79				
												166	N	Toledo	71 64				
												221	A	Chattanooga	90 51				
												252	H	South Alabama	85 68				
												260	H	ETSU	79 61				
												275	H	Texas St.	84 50				
												277	H	Appalachian St.	84 55				
												295	A	Ga. Southern	79 69				
												306	H	Jacksonville St.	94 64				
												327	A	Georgia St.	71 57				
												347	A	La.-Monroe	72 65				
LAST 10 Division I																			
				252	H	South Alabama	85 68					152	H	Louisiana	73 79				
				110	H	UT Arlington	85 69					347	A	La.-Monroe	72 65				
				275	H	Texas St.	84 50					277	H	Appalachian St.	84 55				
				327	A	Georgia St.	71 57					126	H	Coastal Caro.	84 77				
				295	A	Ga. Southern	79 69					113	N	Kent St.	71 64				

Non-Div I Games: AUM 72 42 Fort Valley St. 101 52

Troy

T
u
l
a
n
e

Tulane				Through Games Of Feb. 4, 2020						
Average RPI Win:	183	WON-LOST	WINNING	LAST 10	STRENGTH OF	OPP. STRENGTH	TEAM	ADJ.	CONF.	ADJ CONF.
Average RPI Loss:	99	RECORD	PCT. RANK	GAMES	SCHEDULE	OF SCHEDULE	RPI	RPI	RPI	RPI
DIV. I ONLY		12- 11	177	7-3	99	89	145	145	9	9
DIV. I NON-CONF.		5- 8	221	0	82	67	192	192	9	9

TOTALS	RPI 1-25	RPI 26-50		W-L RECORDS	RPI 51-100		RPI 101-150		RPI 150+	
12- 11	0- 1	0- 1		OVERALL	2- 5		1- 2		9- 2	
7- 7	0- 1	0- 1		HOME	2- 2		0- 2		5- 1	
5- 2	0- 0	0- 0		AWAY	0- 1		1- 0		4- 1	
0- 2	0- 0	0- 0		NEUTRAL	0- 2		0- 0		0- 0	
5- 8	0- 1	0- 1		NON-CONFERENCE	0- 4		1- 1		4- 1	
3- 6	0- 1	0- 1		HOME	0- 2		0- 1		3- 1	
2- 0	0- 0	0- 0		AWAY	0- 0		1- 0		1- 0	
0- 2	0- 0	0- 0		NEUTRAL	0- 2		0- 0		0- 0	
7- 3	0- 0	0- 0		CONFERENCE	2- 1		0- 1		5- 1	
4- 1	0- 0	0- 0		HOME	2- 0		0- 1		2- 0	
3- 2	0- 0	0- 0		AWAY	0- 1		0- 0		3- 1	
0- 0	0- 0	0- 0		NEUTRAL	0- 0		0- 0		0- 0	

RPI 1-25				RPI 26-50				RPI 51-100				RPI 101+ Team's RPI: 145			
RPI	S	Opponent	Score	RPI	S	Opponent	Score	RPI	S	Opponent	Score	RPI	S	Opponent	Score
21	H	LSU	54 59	49	H	Colorado	52 62	59	H	Middle Tenn.	62 64	103	H	Texas Southern	62 72
								61	N	Boston College	76 89	133	A	Washington	64 62
								62	H	UCF	60 59	149	H	Houston	60 66
								68	N	Charlotte	56 60	160	H	Jackson St.	82 46
								72	H	Alabama	56 66	170	A	Memphis	62 64
								80	A	South Fla.	56 63	170	H	Memphis	59 55
								89	H	Cincinnati	64 59	172	A	Wichita St.	61 56
												192	A	Southern Miss.	62 58
												215	H	Central Ark.	65 38
												220	A	SMU	67 66
												243	A	Tulsa	50 46
												243	H	Tulsa	64 62
												252	H	South Alabama	53 62
												295	H	Ga. Southern	56 40

LAST 10 Division I															
170	A	Memphis	62 64	89	H	Cincinnati	64 59								
149	H	Houston	60 66	220	A	SMU	67 66								
243	A	Tulsa	50 46	170	H	Memphis	59 55								
80	A	South Fla.	56 63	243	H	Tulsa	64 62								
62	H	UCF	60 59	172	A	Wichita St.	61 56								

Non-Div I Games:

Tulane

Average RPI Win: 248	WON-LOST	WINNING	LAST 10	STRENGTH OF	OPP. STRENGTH	TEAM	ADJ.	CONF.	ADJ CONF.
Average RPI Loss: 112	RECORD	PCT. RANK	GAMES	SCHEDULE	OF SCHEDULE	RPI	RPI	RPI	RPI
DIV. I ONLY	6- 16	289	2-8	95	102	243	243	9	9
DIV. I NON-CONF.	5- 8	221	1-0	90	182	188	188	9	9
TOTALS	RPI 1-25	RPI 26-50	W-L RECORDS	RPI 51-100	RPI 101-150	RPI 150+			
6- 16	0- 1	0- 4	OVERALL	0- 2	0- 4	6- 5			
5- 5	0- 0	0- 1	HOME	0- 2	0- 2	5- 0			
1- 9	0- 1	0- 1	AWAY	0- 0	0- 2	1- 5			
0- 2	0- 0	0- 2	NEUTRAL	0- 0	0- 0	0- 0			
5- 8	0- 0	0- 4	NON-CONFERENCE	0- 0	0- 2	5- 2			
4- 2	0- 0	0- 1	HOME	0- 0	0- 1	4- 0			
1- 4	0- 0	0- 1	AWAY	0- 0	0- 1	1- 2			
0- 2	0- 0	0- 2	NEUTRAL	0- 0	0- 0	0- 0			
1- 8	0- 1	0- 0	CONFERENCE	0- 2	0- 2	1- 3			
1- 3	0- 0	0- 0	HOME	0- 2	0- 1	1- 0			
0- 5	0- 1	0- 0	AWAY	0- 0	0- 1	0- 3			
0- 0	0- 0	0- 0	NEUTRAL	0- 0	0- 0	0- 0			

RPI 1-25				RPI 26-50				RPI 51-100				RPI 101+ Team's RPI: 243			
RPI	S	Opponent	Score	RPI	S	Opponent	Score	RPI	S	Opponent	Score	RPI	S	Opponent	Score
10	A	UConn	34 92	32	N	Western Ky.	63 76	54	H	Temple	65 74	114	H	SFA	63 67
				35	N	Marquette	60 61	80	H	South Fla.	52 68	120	A	Abilene Christian	63 73
				41	A	Arkansas	41 91					145	A	Tulane	62 64
				48	H	Oklahoma St.	48 78					145	H	Tulane	46 50
												170	A	Memphis	44 63
												172	A	Wichita St.	46 57
												177	A	Little Rock	51 63
												203	H	Arkansas St.	79 77
												220	A	SMU	38 57
												227	A	Stetson	60 66
												233	A	UTEP	58 51
												253	H	Oral Roberts	67 65
												263	H	LMU (CA)	75 56
												267	H	Colorado St.	61 55
												269	H	East Carolina	58 56
LAST 10 Division I															
170	A	Memphis	44 63	172	A	Wichita St.	46 57								
145	H	Tulane	46 50	80	H	South Fla.	52 68								
220	A	SMU	38 57	145	A	Tulane	62 64								
269	H	East Carolina	58 56	54	H	Temple	65 74								
10	A	UConn	34 92	233	A	UTEP	58 51								

Non-Div I Games:

Tulsa

■ Loss,
■ Non-Conf,
■ S Site,
■ H Home
■ A Away
N Neutral

Average RPI Win:	210	WON-LOST	WINNING	LAST 10	STRENGTH OF	OPP. STRENGTH	TEAM	ADJ.	CONF.	ADJ CONF.
Average RPI Loss:	102	RECORD	PCT. RANK	GAMES	SCHEDULE	OF SCHEDULE	RPI	RPI	RPI	RPI
DIV. I ONLY	13- 7	84	7-3	160	129	109	109	13	13	
DIV. I NON-CONF.	6- 4	123	0	197	122	140	140	14	14	
TOTALS	RPI 1-25	RPI 26-50	W-L RECORDS	RPI 51-100	RPI 101-150	RPI 150+				
13- 7	0- 0	1- 3	OVERALL	0- 1	3- 1	9- 2				
9- 2	0- 0	1- 0	HOME	0- 1	2- 1	6- 0				
3- 4	0- 0	0- 2	AWAY	0- 0	0- 0	3- 2				
1- 1	0- 0	0- 1	NEUTRAL	0- 0	1- 0	0- 0				
6- 4	0- 0	0- 2	NON-CONFERENCE	0- 0	3- 1	3- 1				
4- 1	0- 0	0- 0	HOME	0- 0	2- 1	2- 0				
1- 2	0- 0	0- 1	AWAY	0- 0	0- 0	1- 1				
1- 1	0- 0	0- 1	NEUTRAL	0- 0	1- 0	0- 0				
7- 3	0- 0	1- 1	CONFERENCE	0- 1	0- 0	6- 1				
5- 1	0- 0	1- 0	HOME	0- 1	0- 0	4- 0				
2- 2	0- 0	0- 1	AWAY	0- 0	0- 0	2- 1				
0- 0	0- 0	0- 0	NEUTRAL	0- 0	0- 0	0- 0				

RPI 1-25				RPI 26-50				RPI 51-100				RPI 101+				Team's RPI: 109	
RPI	S	Opponent	Score	RPI	S	Opponent	Score	RPI	S	Opponent	Score	RPI	S	Opponent	Score		
				29	H	Old Dominion	76 65	68	H	Charlotte	75 83	101	H	Boise St.	81 83		
				32	A	Western Ky.	65 69					103	N	Texas Southern	84 68		
				39	A	Oklahoma	75 82					121	H	Auburn	80 75		
				49	N	Colorado	69 77					146	H	Samford	76 69		
												170	A	Memphis	52 77		
												181	H	Fla. Atlantic	92 73		
												192	A	Southern Miss.	74 68		
												233	H	UTEP	63 51		
												236	A	Louisiana Tech	71 51		
												252	H	South Alabama	77 61		
												258	A	Marshall	56 61		
												282	H	FIU	71 58		
												299	H	UTSA	94 55		
												318	A	Alcorn	86 65		
												333	H	McNeese	97 70		
LAST 10 Division I																	
				233	H	UTEP	63 51	282	H	FIU	71 58						
				299	H	UTSA	94 55	258	A	Marshall	56 61						
				236	A	Louisiana Tech	71 51	32	A	Western Ky.	65 69						
				192	A	Southern Miss.	74 68	29	H	Old Dominion	76 65						
				181	H	Fla. Atlantic	92 73	68	H	Charlotte	75 83						

Non-Div I Games: Ala.-Huntsville 74 57 Tuskegee 103 60

UAB

Loss, Non-Conf, S Site, H Home A Away N Neutral

Average RPI Win:	242	WON-LOST	WINNING	LAST 10	STRENGTH OF	OPP. STRENGTH	TEAM	ADJ.	CONF.	ADJ CONF.
Average RPI Loss:	142	RECORD	PCT. RANK	GAMES	SCHEDULE	OF SCHEDULE	RPI	RPI	RPI	RPI
DIV. I ONLY	10- 9	161	6-4	198	200	168	168	28	28	
DIV. I NON-CONF.	4- 8	235	0-3	116	144	211	211	26	26	
TOTALS	RPI 1-25	RPI 26-50	W-L RECORDS	RPI 51-100	RPI 101-150	RPI 150+				
10- 9	0- 1	0- 0	OVERALL	0- 3	0- 0	10- 5				
7- 2	0- 0	0- 0	HOME	0- 0	0- 0	7- 2				
3- 7	0- 1	0- 0	AWAY	0- 3	0- 0	3- 3				
0- 0	0- 0	0- 0	NEUTRAL	0- 0	0- 0	0- 0				
4- 8	0- 1	0- 0	NON-CONFERENCE	0- 3	0- 0	4- 4				
3- 2	0- 0	0- 0	HOME	0- 0	0- 0	3- 2				
1- 6	0- 1	0- 0	AWAY	0- 3	0- 0	1- 2				
0- 0	0- 0	0- 0	NEUTRAL	0- 0	0- 0	0- 0				
6- 1	0- 0	0- 0	CONFERENCE	0- 0	0- 0	6- 1				
4- 0	0- 0	0- 0	HOME	0- 0	0- 0	4- 0				
2- 1	0- 0	0- 0	AWAY	0- 0	0- 0	2- 1				
0- 0	0- 0	0- 0	NEUTRAL	0- 0	0- 0	0- 0				

RPI 1-25				RPI 26-50				RPI 51-100				RPI 101+ Team's RPI: 168			
RPI	S	Opponent	Score	RPI	S	Opponent	Score	RPI	S	Opponent	Score	RPI	S	Opponent	Score
4	A	Stanford	55 67					55	A	Minnesota	67 76	159	A	Northern Ariz.	71 61
								71	A	Fresno St.	65 73	162	H	Boston U.	75 68
								93	A	Montana St.	65 77	174	A	Saint Mary's (CA)	74 83
												180	H	Santa Clara	61 62
												187	H	Portland St.	70 76
												191	H	Hawaii	62 49
												218	A	Pepperdine	67 70
												225	H	San Francisco	79 67
												259	H	Long Beach St.	57 55
												265	A	UC Santa Barbara	56 46
												265	H	UC Santa Barbara	66 63
												272	H	CSUN	61 39
												298	A	UC Riverside	70 75
												305	H	Sacramento St.	77 75
												317	A	Cal Poly	42 36
LAST 10 Division I															
265	H	UC Santa Barbara	66 63	191	H	Hawaii	62 49								
272	H	CSUN	61 39	298	A	UC Riverside	70 75								
317	A	Cal Poly	42 36	4	A	Stanford	55 67								
265	A	UC Santa Barbara	56 46	218	A	Pepperdine	67 70								
259	H	Long Beach St.	57 55	55	A	Minnesota	67 76								

Non-Div I Games: William Jessup 96 32

UC Davis

■ Loss,
 ■ Non-Conf,
 ■ S Site,
 ■ H Home
 ■ A Away
 N Neutral

Average RPI Win:	241	WON-LOST	WINNING	LAST 10	STRENGTH OF	OPP. STRENGTH	TEAM	ADJ.	CONF.	ADJ CONF.
Average RPI Loss:	190	RECORD	PCT. RANK	GAMES	SCHEDULE	OF SCHEDULE	RPI	RPI	RPI	RPI
DIV. I ONLY	5- 15	296	2-8	250	216	297	297	28	28	
DIV. I NON-CONF.	3- 10	282	0-3	149	165	275	275	26	26	
TOTALS	RPI 1-25	RPI 26-50	W-L RECORDS	RPI 51-100	RPI 101-150	RPI 150+				
5- 15	0- 1	0- 0	OVERALL	0- 3	1- 0	4- 11				
2- 4	0- 0	0- 0	HOME	0- 0	1- 0	1- 4				
2- 7	0- 1	0- 0	AWAY	0- 1	0- 0	2- 5				
1- 4	0- 0	0- 0	NEUTRAL	0- 2	0- 0	1- 2				
3- 10	0- 1	0- 0	NON-CONFERENCE	0- 3	1- 0	2- 6				
2- 1	0- 0	0- 0	HOME	0- 0	1- 0	1- 1				
0- 5	0- 1	0- 0	AWAY	0- 1	0- 0	0- 3				
1- 4	0- 0	0- 0	NEUTRAL	0- 2	0- 0	1- 2				
2- 5	0- 0	0- 0	CONFERENCE	0- 0	0- 0	2- 5				
0- 3	0- 0	0- 0	HOME	0- 0	0- 0	0- 3				
2- 2	0- 0	0- 0	AWAY	0- 0	0- 0	2- 2				
0- 0	0- 0	0- 0	NEUTRAL	0- 0	0- 0	0- 0				

RPI 1-25			RPI 26-50			RPI 51-100			RPI 101+ Team's RPI: 297		
RPI	S	Opponent	Score	RPI	S	Opponent	Score	RPI	S	Opponent	Score
11	A	Oregon St.	57 86					83	A	Washington St.	59 87
								95	N	Davidson	72 78
								98	N	Vanderbilt	63 76
								138	H	San Jose St.	79 77
								175	N	North Ala.	60 88
								187	H	Portland St.	61 70
								187	N	Portland St.	83 75
								191	A	Hawaii	70 94
								216	A	Southern Utah	68 82
								220	A	SMU	56 59
								225	N	San Francisco	61 68
								259	H	Long Beach St.	46 56
								263	H	LMU (CA)	80 65
								265	H	UC Santa Barbara	61 65
								272	A	CSUN	62 70
								272	H	CSUN	51 56
								287	A	Denver	75 83
								298	A	UC Riverside	77 53
								317	A	Cal Poly	68 57
LAST 10 Division I											
298	A	UC Riverside	77 53	265	H	UC Santa Barbara	61 65				
191	A	Hawaii	70 94	272	A	CSUN	62 70				
259	H	Long Beach St.	46 56	220	A	SMU	56 59				
272	H	CSUN	51 56	225	N	San Francisco	61 68				
317	A	Cal Poly	68 57	98	N	Vanderbilt	63 76				

Non-Div I Games: Westcliff 93 41

UC Irvine

■ Loss,
 ■ Non-Conf,
 ■ S Site,
 ■ Home
 ■ A Away
 N Neutral

UC Riverside

Through Games Of Feb. 4, 2020

Average RPI Win:	263	WON-LOST	WINNING	LAST 10	STRENGTH OF	OPP. STRENGTH	TEAM	ADJ.	CONF.	ADJ CONF.
Average RPI Loss:	189	RECORD	PCT. RANK	GAMES	SCHEDULE	OF SCHEDULE	RPI	RPI	RPI	RPI
DIV. I ONLY	6- 15	285	3-7	252	222	298	298	28	28	
DIV. I NON-CONF.	4- 10	259	1-2	191	224	260	260	26	26	
TOTALS	RPI 1-25	RPI 26-50	W-L RECORDS	RPI 51-100	RPI 101-150	RPI 150+				
6- 15	0- 1	0- 1	OVERALL	0- 1	0- 2	6- 10				
5- 4	0- 0	0- 0	HOME	0- 1	0- 0	5- 3				
1- 11	0- 1	0- 1	AWAY	0- 0	0- 2	1- 7				
0- 0	0- 0	0- 0	NEUTRAL	0- 0	0- 0	0- 0				
4- 10	0- 1	0- 1	NON-CONFERENCE	0- 1	0- 2	4- 5				
3- 2	0- 0	0- 0	HOME	0- 1	0- 0	3- 1				
1- 8	0- 1	0- 1	AWAY	0- 0	0- 2	1- 4				
0- 0	0- 0	0- 0	NEUTRAL	0- 0	0- 0	0- 0				
2- 5	0- 0	0- 0	CONFERENCE	0- 0	0- 0	2- 5				
2- 2	0- 0	0- 0	HOME	0- 0	0- 0	2- 2				
0- 3	0- 0	0- 0	AWAY	0- 0	0- 0	0- 3				
0- 0	0- 0	0- 0	NEUTRAL	0- 0	0- 0	0- 0				

RPI 1-25				RPI 26-50				RPI 51-100				RPI 101+ Team's RPI: 298			
RPI	S	Opponent	Score	RPI	S	Opponent	Score	RPI	S	Opponent	Score	RPI	S	Opponent	Score
1	A	Oregon	41 84	26	A	Arizona	27 70	86	H	Southern California	59 76	106	A	VCU	51 67
												128	A	California	61 84
												168	H	UC Davis	75 70
												191	A	Hawaii	57 80
												191	H	Hawaii	59 65
												200	H	CSU Bakersfield	53 52
												205	A	New Mexico	70 80
												216	A	Southern Utah	68 79
												233	A	UTEP	50 63
												259	A	Long Beach St.	67 73
												265	H	UC Santa Barbara	66 61
												267	A	Colorado St.	40 52
												297	H	UC Irvine	53 77
												300	H	California Baptist	80 64
												316	H	Weber St.	54 64
												317	A	Cal Poly	70 75
												320	A	New Mexico St.	60 58
												326	H	Utah Valley	67 53
LAST 10 Division I															
297	H	UC Irvine	53 77	191	A	Hawaii	57 80								
259	A	Long Beach St.	67 73	168	H	UC Davis	75 70								
191	H	Hawaii	59 65	200	H	CSU Bakersfield	53 52								
317	A	Cal Poly	70 75	106	A	VCU	51 67								
265	H	UC Santa Barbara	66 61	216	A	Southern Utah	68 79								

Non-Div I Games:

UC Riverside

■ Loss,
 ■ Non-Conf,
 ■ S Site,
 ■ Home
 ■ A Away
 N Neutral

Average RPI Win:	264	WON-LOST	WINNING	LAST 10	STRENGTH OF	OPP. STRENGTH	TEAM	ADJ.	CONF.	ADJ CONF.
Average RPI Loss:	182	RECORD	PCT. RANK	GAMES	SCHEDULE	OF SCHEDULE	RPI	RPI	RPI	RPI
DIV. I ONLY	7- 12	247	3-7	226	315	265	265	28	28	
DIV. I NON-CONF.	4- 8	235	0-3	163	308	261	261	26	26	
TOTALS	RPI 1-25	RPI 26-50	W-L RECORDS	RPI 51-100	RPI 101-150	RPI 150+				
7- 12	0- 0	0- 1	OVERALL	1- 0	0- 3	6- 8				
4- 4	0- 0	0- 0	HOME	1- 0	0- 2	3- 2				
2- 7	0- 0	0- 1	AWAY	0- 0	0- 0	2- 6				
1- 1	0- 0	0- 0	NEUTRAL	0- 0	0- 1	1- 0				
4- 8	0- 0	0- 1	NON-CONFERENCE	1- 0	0- 3	3- 4				
3- 2	0- 0	0- 0	HOME	1- 0	0- 2	2- 0				
0- 5	0- 0	0- 1	AWAY	0- 0	0- 0	0- 4				
1- 1	0- 0	0- 0	NEUTRAL	0- 0	0- 1	1- 0				
3- 4	0- 0	0- 0	CONFERENCE	0- 0	0- 0	3- 4				
1- 2	0- 0	0- 0	HOME	0- 0	0- 0	1- 2				
2- 2	0- 0	0- 0	AWAY	0- 0	0- 0	2- 2				
0- 0	0- 0	0- 0	NEUTRAL	0- 0	0- 0	0- 0				

RPI S	Opponent	Score	RPI S	Opponent	Score	RPI S	Opponent	Score	RPI S	Opponent	Score	Team's RPI: 265
26	A Arizona	42 61	86	H Southern California	57 46	108	H Pacific	53 63	114	N SFA	56 67	
						138	H San Jose St.	70 73	168	A UC Davis	63 66	
						168	H UC Davis	46 56	174	A Saint Mary's (CA)	43 64	
						200	A CSU Bakersfield	62 66	235	A Cal St. Fullerton	75 66	
						235	H Cal St. Fullerton	68 70	241	H San Diego St.	64 52	
						251	A Grand Canyon	57 58	297	A UC Irvine	65 61	
						298	A UC Riverside	61 66	300	A California Baptist	81 85	
						317	H Cal Poly	52 50	326	H Utah Valley	59 51	
						349	N Chicago St.	96 65				
LAST 10 Division I												
168	A UC Davis	63 66	317	H Cal Poly	52 50							
235	A Cal St. Fullerton	75 66	235	H Cal St. Fullerton	68 70							
168	H UC Davis	46 56	26	A Arizona	42 61							
298	A UC Riverside	61 66	251	A Grand Canyon	57 58							
297	A UC Irvine	65 61	200	A CSU Bakersfield	62 66							

Non-Div I Games: Ottawa (AZ) 72 57

UC Santa Barbara

Loss, Non-Conf, S Site, H Home A Away N Neutral

Average RPI Win:	176	WON-LOST	WINNING	LAST 10	STRENGTH OF	OPP. STRENGTH	TEAM	ADJ.	CONF.	ADJ CONF.
Average RPI Loss:	54	RECORD	PCT. RANK	GAMES	SCHEDULE	OF SCHEDULE	RPI	RPI	RPI	RPI
DIV. I ONLY	12- 8	110	6-4	33	80	62	62	9	9	
DIV. I NON-CONF.	8- 4	90	2-0	27	86	47	47	9	9	
TOTALS	RPI 1-25	RPI 26-50	W-L RECORDS	RPI 51-100	RPI 101-150	RPI 150+				
12- 8	1- 3	0- 1	OVERALL	1- 3	1- 1	9- 0				
10- 1	1- 1	0- 0	HOME	0- 0	0- 0	9- 0				
2- 5	0- 1	0- 0	AWAY	1- 3	1- 1	0- 0				
0- 2	0- 1	0- 1	NEUTRAL	0- 0	0- 0	0- 0				
8- 4	1- 2	0- 1	NON-CONFERENCE	0- 1	1- 0	6- 0				
7- 0	1- 0	0- 0	HOME	0- 0	0- 0	6- 0				
1- 2	0- 1	0- 0	AWAY	0- 1	1- 0	0- 0				
0- 2	0- 1	0- 1	NEUTRAL	0- 0	0- 0	0- 0				
4- 4	0- 1	0- 0	CONFERENCE	1- 2	0- 1	3- 0				
3- 1	0- 1	0- 0	HOME	0- 0	0- 0	3- 0				
1- 3	0- 0	0- 0	AWAY	1- 2	0- 1	0- 0				
0- 0	0- 0	0- 0	NEUTRAL	0- 0	0- 0	0- 0				

RPI S	Opponent	Score	RPI S	Opponent	Score	RPI S	Opponent	Score	RPI S	Opponent	Score
6 N	UCLA	56 61	43 N	James Madison	43 46	54 A	Temple	65 67	114 A	SFA	63 57
10 H	UConn	52 59				63 A	Belmont	37 72	145 A	Tulane	59 60
17 H	Central Mich.	64 58				80 A	South Fla.	64 57	165 H	Quinnipiac	80 58
25 A	FGCU	50 72				89 A	Cincinnati	64 81	170 H	Memphis	82 66
									174 H	Saint Mary's (CA)	67 58
									199 H	Wright St.	69 53
									214 H	Delaware	75 49
									220 H	SMU	67 57
									227 H	Stetson	66 40
									268 H	Pittsburgh	74 58
									269 H	East Carolina	91 55
LAST 10 Division I											
220 H	SMU	67 57	10 H	UConn	52 59						
54 A	Temple	65 67	89 A	Cincinnati	64 81						
170 H	Memphis	82 66	269 H	East Carolina	91 55						
145 A	Tulane	59 60	17 H	Central Mich.	64 58						
80 A	South Fla.	64 57	199 H	Wright St.	69 53						

Non-Div I Games:

UCF

Average RPI Win:	117	WON-LOST	WINNING	LAST 10	STRENGTH OF	OPP. STRENGTH	TEAM	ADJ.	CONF.	ADJ CONF.
Average RPI Loss:	56	RECORD	PCT. RANK	GAMES	SCHEDULE	OF SCHEDULE	RPI	RPI	RPI	RPI
DIV. I ONLY	19- 2	11	8-2	38	24	6	6	1	1	
DIV. I NON-CONF.	11- 0	1	0	131	50	14	14	1	1	
TOTALS	RPI 1-25	RPI 26-50	W-L RECORDS	RPI 51-100	RPI 101-150	RPI 150+				
19- 2	1- 0	6- 1	OVERALL	4- 1	3- 0	5- 0				
11- 0	0- 0	3- 0	HOME	2- 0	2- 0	4- 0				
7- 2	1- 0	3- 1	AWAY	1- 1	1- 0	1- 0				
1- 0	0- 0	0- 0	NEUTRAL	1- 0	0- 0	0- 0				
11- 0	1- 0	2- 0	NON-CONFERENCE	2- 0	1- 0	5- 0				
6- 0	0- 0	1- 0	HOME	0- 0	1- 0	4- 0				
4- 0	1- 0	1- 0	AWAY	1- 0	0- 0	1- 0				
1- 0	0- 0	0- 0	NEUTRAL	1- 0	0- 0	0- 0				
8- 2	0- 0	4- 1	CONFERENCE	2- 1	2- 0	0- 0				
5- 0	0- 0	2- 0	HOME	2- 0	1- 0	0- 0				
3- 2	0- 0	2- 1	AWAY	0- 1	1- 0	0- 0				
0- 0	0- 0	0- 0	NEUTRAL	0- 0	0- 0	0- 0				

RPI	S	Opponent	Score	RPI	S	Opponent	Score	RPI	S	Opponent	Score	RPI	S	Opponent	Score
13	A	Indiana	68 58	26	A	Arizona	66 92	62	N	UCF	61 56	104	A	Utah	84 54
				26	H	Arizona	70 58	75	A	Georgia	59 50	108	H	Pacific	68 57
				31	A	Arizona St.	70 61	83	H	Washington St.	66 50	133	H	Washington	85 80
				31	H	Arizona St.	68 66	86	A	Southern California	68 70	222	H	Northern Colo.	92 58
				36	H	Yale	100 65	86	H	Southern California	83 59	259	H	Long Beach St.	86 51
				45	A	Virginia	73 62					263	H	LMU (CA)	74 52
				49	A	Colorado	65 62					272	A	CSUN	58 44
												316	H	Weber St.	85 45
LAST 10 Division I															
				31	A	Arizona St.	70 61	49	A	Colorado	65 62				
				26	A	Arizona	66 92	104	A	Utah	84 54				
				83	H	Washington St.	66 50	26	H	Arizona	70 58				
				133	H	Washington	85 80	31	H	Arizona St.	68 66				
				86	A	Southern California	68 70	86	H	Southern California	83 59				

Non-Div I Games:

UCLA

■ Loss,
 ■ Non-Conf, S Site,
 ■ Home
 ■ Away
 N Neutral

Average RPI Win:	110	WON-LOST	WINNING	LAST 10	STRENGTH OF	OPP. STRENGTH	TEAM	ADJ.	CONF.	ADJ CONF.
Average RPI Loss:	4	RECORD	PCT. RANK	GAMES	SCHEDULE	OF SCHEDULE	RPI	RPI	RPI	RPI
DIV. I ONLY	19- 2	11	8-2	28	3	10	10	9	9	
DIV. I NON-CONF.	10- 2	29	1-2	8	1	3	3	9	9	
TOTALS	RPI 1-25	RPI 26-50	W-L RECORDS	RPI 51-100	RPI 101-150	RPI 150+				
19- 2	1- 2	4- 0	OVERALL	6- 0	3- 0	5- 0				
8- 2	0- 2	2- 0	HOME	1- 0	3- 0	2- 0				
10- 0	1- 0	1- 0	AWAY	5- 0	0- 0	3- 0				
1- 0	0- 0	1- 0	NEUTRAL	0- 0	0- 0	0- 0				
10- 2	1- 2	4- 0	NON-CONFERENCE	3- 0	2- 0	0- 0				
4- 2	0- 2	2- 0	HOME	0- 0	2- 0	0- 0				
5- 0	1- 0	1- 0	AWAY	3- 0	0- 0	0- 0				
1- 0	0- 0	1- 0	NEUTRAL	0- 0	0- 0	0- 0				
9- 0	0- 0	0- 0	CONFERENCE	3- 0	1- 0	5- 0				
4- 0	0- 0	0- 0	HOME	1- 0	1- 0	2- 0				
5- 0	0- 0	0- 0	AWAY	2- 0	0- 0	3- 0				
0- 0	0- 0	0- 0	NEUTRAL	0- 0	0- 0	0- 0				

RPI	S	Opponent	Score	RPI	S	Opponent	Score	RPI	S	Opponent	Score	RPI	S	Opponent	Score
1	H	Oregon	56 74	27	A	Ohio St.	73 62	54	A	Temple	83 54	105	H	Notre Dame	81 57
7	H	Baylor	58 74	39	N	Oklahoma	97 53	62	A	UCF	59 52	128	H	California	72 61
20	A	DePaul	84 74	44	H	Tennessee	60 45	76	A	Seton Hall	92 78	149	H	Houston	91 51
				45	H	Virginia	83 44	78	A	Dayton	75 37	170	A	Memphis	68 56
								89	H	Cincinnati	80 50	172	H	Wichita St.	83 55
								98	A	Vanderbilt	64 51	220	A	SMU	80 42
												243	H	Tulsa	92 34
												269	A	East Carolina	98 42
LAST 10 Division I															
1	H	Oregon	56 74	62	A	UCF	59 52	170	A	Memphis	68 56	7	H	Baylor	58 74
89	H	Cincinnati	80 50	149	H	Houston	91 51	220	A	SMU	80 42				
269	A	East Carolina	98 42	44	H	Tennessee	60 45								
243	H	Tulsa	92 34												

Non-Div I Games:

UConn

■ Loss,
 ■ Non-Conf, S Site,
 ■ Home
 ■ Away
 N Neutral

UIC				STRENGTH OF SCHEDULE	OPP. STRENGTH OF SCHEDULE	TEAM RPI	ADJ. RPI	CONF. RPI	ADJ CONF. RPI
Average RPI Win:	286	WON-LOST RECORD	WINNING PCT. RANK						
Average RPI Loss:	187		LAST 10 GAMES						
DIV. I ONLY	3- 19	334	2-8	273	277	337	337	22	22
DIV. I NON-CONF.	1- 10	329	0	310	216	340	340	19	19
<hr/>									
TOTALS	RPI 1-25		RPI 26-50	W-L RECORDS	RPI 51-100	RPI 101-150		RPI 150+	
3- 19	0- 1		0- 0	OVERALL	0- 1	0- 3		3- 14	
2- 10	0- 1		0- 0	HOME	0- 1	0- 0		2- 8	
1- 9	0- 0		0- 0	AWAY	0- 0	0- 3		1- 6	
0- 0	0- 0		0- 0	NEUTRAL	0- 0	0- 0		0- 0	
1- 10	0- 1		0- 0	NON-CONFERENCE	0- 0	0- 2		1- 7	
0- 5	0- 1		0- 0	HOME	0- 0	0- 0		0- 4	
1- 5	0- 0		0- 0	AWAY	0- 0	0- 2		1- 3	
0- 0	0- 0		0- 0	NEUTRAL	0- 0	0- 0		0- 0	
2- 9	0- 0		0- 0	CONFERENCE	0- 1	0- 1		2- 7	
2- 5	0- 0		0- 0	HOME	0- 1	0- 0		2- 4	
0- 4	0- 0		0- 0	AWAY	0- 0	0- 1		0- 3	
0- 0	0- 0		0- 0	NEUTRAL	0- 0	0- 0		0- 0	

RPI 1-25				RPI 26-50				RPI 51-100				RPI 101+ Team's RPI: 337			
RPI	S	Opponent	Score	RPI	S	Opponent	Score	RPI	S	Opponent	Score	RPI	S	Opponent	Score
23	H	Florida St.	42 86					53	H	IUPUI	49 88	116	A	Kansas	50 91
												135	A	Green Bay	36 73
												140	A	Kansas St.	40 84
												155	H	Western Mich.	52 80
												158	A	Valparaiso	37 63
												169	H	Eastern Mich.	59 68
												173	A	Miami (OH)	35 85
												194	A	Cleveland St.	44 84
												194	H	Cleveland St.	43 83
												199	H	Wright St.	43 58
												210	H	Northern Ky.	46 88
												228	H	Eastern Ill.	45 80
												229	A	Youngstown St.	65 77
												229	H	Youngstown St.	59 53
												240	A	Milwaukee	55 71
												278	H	Indiana St.	40 61
												280	H	Oakland	70 64
												323	A	Purdue Fort Wayne	50 61
												329	H	Detroit Mercy	62 70
												349	A	Chicago St.	73 61
<hr/>															
LAST 10 Division I															
194	H	Cleveland St.	43 83	210	H	Northern Ky.	46 88								
229	H	Youngstown St.	59 53	199	H	Wright St.	43 58								
53	H	IUPUI	49 88	280	H	Oakland	70 64								
135	A	Green Bay	36 73	329	H	Detroit Mercy	62 70								
240	A	Milwaukee	55 71	229	A	Youngstown St.	65 77								

Non-Div I Games:

UIC

■ Loss,
 ■ Non-Conf,
 S Site,
 ■ Home
 ■ Away
 N Neutral

Average RPI Win:	264	WON-LOST	WINNING	LAST 10	STRENGTH OF	OPP. STRENGTH	TEAM	ADJ.	CONF.	ADJ CONF.
Average RPI Loss:	206	RECORD	PCT. RANK	GAMES	SCHEDULE	OF SCHEDULE	RPI	RPI	RPI	RPI
DIV. I ONLY	5- 14	290	3-7	242	339	302	302	27	27	
DIV. I NON-CONF.	3- 7	252	1-0	284	329	308	308	27	27	
TOTALS	RPI 1-25	RPI 26-50	W-L RECORDS	RPI 51-100	RPI 101-150	RPI 150+				
5- 14	0- 0	0- 0	OVERALL	0- 2	0- 2	5- 10				
3- 4	0- 0	0- 0	HOME	0- 1	0- 0	3- 3				
2- 8	0- 0	0- 0	AWAY	0- 1	0- 2	2- 5				
0- 2	0- 0	0- 0	NEUTRAL	0- 0	0- 0	0- 2				
3- 7	0- 0	0- 0	NON-CONFERENCE	0- 0	0- 2	3- 5				
2- 1	0- 0	0- 0	HOME	0- 0	0- 0	2- 1				
1- 4	0- 0	0- 0	AWAY	0- 0	0- 2	1- 2				
0- 2	0- 0	0- 0	NEUTRAL	0- 0	0- 0	0- 2				
2- 7	0- 0	0- 0	CONFERENCE	0- 2	0- 0	2- 5				
1- 3	0- 0	0- 0	HOME	0- 1	0- 0	1- 2				
1- 4	0- 0	0- 0	AWAY	0- 1	0- 0	1- 3				
0- 0	0- 0	0- 0	NEUTRAL	0- 0	0- 0	0- 0				

RPI S	Opponent	Score	RPI S	Opponent	Score	RPI S	Opponent	Score	RPI S	Opponent	Score	Team's RPI: 302
						84	A Stony Brook	45 57	119	A Syracuse	48 82	
						84	H Stony Brook	49 66	143	A William & Mary	48 76	
									156	A Lafayette	65 58	
									184	H Binghamton	43 61	
									202	A UMass Lowell	64 75	
									204	N La Salle	58 74	
									213	A Mt. St. Mary's	61 71	
									226	N Kennesaw St.	44 59	
									230	H Morgan St.	65 63	
									245	A Maine	74 54	
									270	H New Hampshire	63 72	
									274	H Howard	61 72	
									283	A Wagner	60 67	
									290	A Vermont	58 60	
									311	A Albany (NY)	51 56	
									343	H Coppin St.	71 48	
									345	H Hartford	61 54	
LAST 10 Division I												
			84	H Stony Brook	49 66	290	A Vermont	58 60				
			311	A Albany (NY)	51 56	184	H Binghamton	43 61				
			245	A Maine	74 54	202	A UMass Lowell	64 75				
			345	H Hartford	61 54	84	A Stony Brook	45 57				
			270	H New Hampshire	63 72	156	A Lafayette	65 58				

Non-Div I Games: Gettysburg 92 50

UMBC

■ Loss,
 ■ Non-Conf,
 ■ S Site,
 ■ H Home
 ■ A Away
 N Neutral

UMES				STRENGTH OF SCHEDULE	OPP. STRENGTH OF SCHEDULE	TEAM RPI	ADJ. RPI	CONF. RPI	ADJ CONF. RPI
Average RPI Win:	267	WON-LOST RECORD	WINNING PCT. RANK						
Average RPI Loss:	178		LAST 10 GAMES						
DIV. I ONLY	2- 16	336	1-9	178	274	324	324	29	29
DIV. I NON-CONF.	1- 10	329	0-3	117	177	310	310	30	30

TOTALS	RPI 1-25	RPI 26-50	W-L RECORDS	RPI 51-100	RPI 101-150	RPI 150+			
2- 16	0- 0	0- 2	OVERALL	0- 1	0- 4	2- 9			
2- 6	0- 0	0- 0	HOME	0- 0	0- 2	2- 4			
0- 10	0- 0	0- 2	AWAY	0- 1	0- 2	0- 5			
0- 0	0- 0	0- 0	NEUTRAL	0- 0	0- 0	0- 0			
1- 10	0- 0	0- 2	NON-CONFERENCE	0- 1	0- 3	1- 4			
1- 3	0- 0	0- 0	HOME	0- 0	0- 1	1- 2			
0- 7	0- 0	0- 2	AWAY	0- 1	0- 2	0- 2			
0- 0	0- 0	0- 0	NEUTRAL	0- 0	0- 0	0- 0			
1- 6	0- 0	0- 0	CONFERENCE	0- 0	0- 1	1- 5			
1- 3	0- 0	0- 0	HOME	0- 0	0- 1	1- 2			
0- 3	0- 0	0- 0	AWAY	0- 0	0- 0	0- 3			
0- 0	0- 0	0- 0	NEUTRAL	0- 0	0- 0	0- 0			

RPI 1-25				RPI 26-50				RPI 51-100				RPI 101+ Team's RPI: 324			
RPI	S	Opponent	Score	RPI	S	Opponent	Score	RPI	S	Opponent	Score	RPI	S	Opponent	Score
				29	A	Old Dominion	39 48	68	A	Charlotte	44 64	119	A	Syracuse	50 65
				34	A	Virginia Tech	43 86					131	H	Richmond	52 64
												134	H	N.C. A&T	31 67
												143	A	William & Mary	50 78
												151	A	UNC Greensboro	48 86
												171	A	Norfolk St.	45 68
												213	H	Mt. St. Mary's	78 76
												230	H	Morgan St.	44 55
												238	H	Georgetown	39 57
												244	H	Longwood	62 71
												262	A	Delaware St.	58 72
												269	A	East Carolina	42 57
												274	H	Howard	58 79
												321	H	N.C. Central	65 63
												350	A	South Carolina St.	55 60

LAST 10 Division I															
				262	A	Delaware St.	58 72	134	H	N.C. A&T	31 67				
				230	H	Morgan St.	44 55	274	H	Howard	58 79				
				350	A	South Carolina St.	55 60	68	A	Charlotte	44 64				
				171	A	Norfolk St.	45 68	238	H	Georgetown	39 57				
				321	H	N.C. Central	65 63	244	H	Longwood	62 71				

Non-Div I Games: Greensboro 65 48 Wesley 75 29

UMES

■ Loss,
 ■ Non-Conf,
 ■ S Site,
 ■ Home
 ■ A Away
 N Neutral

[illegible]

UMKC

Page 309

Average RPI Win: 294		WON-LOST	WINNING	LAST 10	STRENGTH OF		OPP. STRENGTH	TEAM	ADJ.	CONF.	ADJ CONF.
Average RPI Loss: 115		RECORD	PCT. RANK	GAMES	SCHEDULE		OF SCHEDULE	RPI	RPI	RPI	RPI
DIV. I ONLY		12- 10	150	9-1	248		291	202	202	27	27
DIV. I NON-CONF.		4- 9	250	1-0	214		264	264	264	27	27
TOTALS		RPI 1-25	RPI 26-50		W-L RECORDS		RPI 51-100	RPI 101-150		RPI 150+	
12- 10	0- 0	0- 1		OVERALL		0- 3	0- 4		12- 2		
7- 4	0- 0	0- 1		HOME		0- 0	0- 2		7- 1		
5- 6	0- 0	0- 0		AWAY		0- 3	0- 2		5- 1		
0- 0	0- 0	0- 0		NEUTRAL		0- 0	0- 0		0- 0		
4- 9	0- 0	0- 1		NON-CONFERENCE		0- 2	0- 4		4- 2		
2- 4	0- 0	0- 1		HOME		0- 0	0- 2		2- 1		
2- 5	0- 0	0- 0		AWAY		0- 2	0- 2		2- 1		
0- 0	0- 0	0- 0		NEUTRAL		0- 0	0- 0		0- 0		
8- 1	0- 0	0- 0		CONFERENCE		0- 1	0- 0		8- 0		
5- 0	0- 0	0- 0		HOME		0- 0	0- 0		5- 0		
3- 1	0- 0	0- 0		AWAY		0- 1	0- 0		3- 0		
0- 0	0- 0	0- 0		NEUTRAL		0- 0	0- 0		0- 0		

RPI 1-25				RPI 26-50				RPI 51-100				RPI 101+				Team's RPI: 202	
RPI	S	Opponent	Score	RPI	S	Opponent	Score	RPI	S	Opponent	Score	RPI	S	Opponent	Score		
				36	H	Yale	59 67	61	A	Boston College	46 89	116	A	Kansas	44 79		
								81	A	Colgate	51 73	127	H	Massachusetts	58 74		
								84	A	Stony Brook	41 60	132	A	Providence	38 63		
												139	H	Cornell	56 70		
												167	H	Dartmouth	51 62		
												184	A	Binghamton	66 56		
												206	A	Merrimack	50 73		
												245	H	Maine	66 57		
												270	A	New Hampshire	66 53		
												270	H	New Hampshire	58 53		
												290	H	Vermont	61 47		
												302	H	UMBC	75 64		
												311	H	Albany (NY)	53 51		
												314	A	Bryant	55 35		
												322	H	Fairleigh Dickinson	61 56		
												334	H	LIU Brooklyn	65 56		
												344	A	Central Conn. St.	56 54		
												345	A	Hartford	68 63		
LAST 10 Division I																	
				270	A	New Hampshire	66 53	184	A	Binghamton	66 56						
				84	A	Stony Brook	41 60	345	A	Hartford	68 63						
				290	H	Vermont	61 47	302	H	UMBC	75 64						
				311	H	Albany (NY)	53 51	270	H	New Hampshire	58 53						
				245	H	Maine	66 57	322	H	Fairleigh Dickinson	61 56						

Non-Div I Games:

UMass Lowell

■ Loss, ■ Non-Conf, S Site, H Home A Away N Neutral

UNC Asheville

Through Games Of Feb. 4, 2020

Average RPI Win:	264	WON-LOST	WINNING	LAST 10	STRENGTH OF	OPP. STRENGTH	TEAM	ADJ.	CONF.	ADJ CONF.
Average RPI Loss:	209	RECORD	PCT. RANK	GAMES	SCHEDULE	OF SCHEDULE	RPI	RPI	RPI	RPI
DIV. I ONLY	10- 9	161	5-5	317	330	254	254	26	26	
DIV. I NON-CONF.	4- 3	138	0	339	284	236	236	28	28	
TOTALS	RPI 1-25	RPI 26-50	W-L RECORDS	RPI 51-100	RPI 101-150	RPI 150+				
10- 9	0- 0	0- 0	OVERALL	0- 1	1- 0	9- 8				
4- 5	0- 0	0- 0	HOME	0- 0	1- 0	3- 5				
5- 4	0- 0	0- 0	AWAY	0- 1	0- 0	5- 3				
1- 0	0- 0	0- 0	NEUTRAL	0- 0	0- 0	1- 0				
4- 3	0- 0	0- 0	NON-CONFERENCE	0- 1	0- 0	4- 2				
1- 1	0- 0	0- 0	HOME	0- 0	0- 0	1- 1				
2- 2	0- 0	0- 0	AWAY	0- 1	0- 0	2- 1				
1- 0	0- 0	0- 0	NEUTRAL	0- 0	0- 0	1- 0				
6- 6	0- 0	0- 0	CONFERENCE	0- 0	1- 0	5- 6				
3- 4	0- 0	0- 0	HOME	0- 0	1- 0	2- 4				
3- 2	0- 0	0- 0	AWAY	0- 0	0- 0	3- 2				
0- 0	0- 0	0- 0	NEUTRAL	0- 0	0- 0	0- 0				

RPI 1-25			RPI 26-50			RPI 51-100			RPI 101+			Team's RPI: 254
RPI	S	Opponent	Score	RPI	S	Opponent	Score	RPI	S	Opponent	Score	
						60	A Miami (FL)	46	75	130	H Campbell	60 52
										151	H UNC Greensboro	40 67
										164	A Hampton	59 68
										164	H Hampton	66 76
										196	H High Point	76 60
										219	A Radford	63 50
										242	H Gardner-Webb	59 65
										244	A Longwood	56 73
										244	H Longwood	51 54
										246	N Southern U.	53 34
										260	A ETSU	72 54
										261	A Winthrop	50 43
										271	A Wofford	38 75
										309	H Presbyterian	54 39
										335	A USC Upstate	68 48
										338	A Western Caro.	64 47
										340	H Charleston So.	48 60
										350	H South Carolina St.	82 51
LAST 10 Division I												
244	H	Longwood	51	54	340	H	Charleston So.	48	60			
164	H	Hampton	66	76	219	A	Radford	63	50			
261	A	Winthrop	50	43	196	H	High Point	76	60			
244	A	Longwood	56	73	335	A	USC Upstate	68	48			
242	H	Gardner-Webb	59	65	130	H	Campbell	60	52			

Non-Div I Games: Montreat 89 45 Lenoir-Rhyne 68 48

UNC Asheville

Loss, Non-Conf, S Site, H Home A Away N Neutral

UNC Greensboro

Through Games Of Feb. 4, 2020

Average RPI Win:	244	WON-LOST	WINNING	LAST 10	STRENGTH OF	OPP. STRENGTH	TEAM	ADJ.	CONF.	ADJ CONF.
Average RPI Loss:	156	RECORD	PCT. RANK	GAMES	SCHEDULE	OF SCHEDULE	RPI	RPI	RPI	RPI
DIV. I ONLY	13- 6	68	8-2	277	272	151	151	25	25	
DIV. I NON-CONF.	8- 4	90	3-0	168	304	99	99	24	24	
TOTALS	RPI 1-25	RPI 26-50	W-L RECORDS	RPI 51-100	RPI 101-150	RPI 150+				
13- 6	0- 0	0- 0	OVERALL	1- 0	1- 5	11- 1				
8- 2	0- 0	0- 0	HOME	0- 0	0- 2	8- 0				
5- 4	0- 0	0- 0	AWAY	1- 0	1- 3	3- 1				
0- 0	0- 0	0- 0	NEUTRAL	0- 0	0- 0	0- 0				
8- 4	0- 0	0- 0	NON-CONFERENCE	1- 0	1- 4	6- 0				
4- 1	0- 0	0- 0	HOME	0- 0	0- 1	4- 0				
4- 3	0- 0	0- 0	AWAY	1- 0	1- 3	2- 0				
0- 0	0- 0	0- 0	NEUTRAL	0- 0	0- 0	0- 0				
5- 2	0- 0	0- 0	CONFERENCE	0- 0	0- 1	5- 1				
4- 1	0- 0	0- 0	HOME	0- 0	0- 1	4- 0				
1- 1	0- 0	0- 0	AWAY	0- 0	0- 0	1- 1				
0- 0	0- 0	0- 0	NEUTRAL	0- 0	0- 0	0- 0				

RPI 1-25			RPI 26-50			RPI 51-100			RPI 101+			Team's RPI: 151			
RPI	S	Opponent	Score	RPI	S	Opponent	Score	RPI	S	Opponent	Score	RPI	S	Opponent	Score
								92	A	Wake Forest	67 65	107	A	Liberty	58 53
												126	A	Coastal Caro.	54 63
												130	A	Campbell	64 72
												131	H	Richmond	62 70
												134	A	N.C. A&T	48 57
												146	H	Samford	42 56
												196	H	High Point	82 70
												197	A	Furman	59 53
												221	H	Chattanooga	49 41
												247	A	Col. of Charleston	69 56
												254	A	UNC Asheville	67 40
												260	H	ETSU	63 47
												271	A	Wofford	61 66
												277	H	Appalachian St.	54 47
												324	H	UMES	86 48
												327	H	Georgia St.	64 49
												331	H	Mercer	67 51
												338	H	Western Caro.	54 43
LAST 10 Division I															
				146	H	Samford	42 56		221	H	Chattanooga	49 41			
				331	H	Mercer	67 51		260	H	ETSU	63 47			
				271	A	Wofford	61 66		277	H	Appalachian St.	54 47			
				197	A	Furman	59 53		196	H	High Point	82 70			
				338	H	Western Caro.	54 43		247	A	Col. of Charleston	69 56			

Non-Div I Games: Erskine 106 44 Concord 80 45 Lenoir-Rhyne 84 59

UNC Greensboro

Loss, Non-Conf, S Site, H Home A Away N Neutral

Average RPI Win:	266	WON-LOST	WINNING	LAST 10	STRENGTH OF	OPP. STRENGTH	TEAM	ADJ.	CONF.	ADJ CONF.
Average RPI Loss:	142	RECORD	PCT. RANK	GAMES	SCHEDULE	OF SCHEDULE	RPI	RPI	RPI	RPI
DIV. I ONLY	5- 13	288	3-7	132	247	256	256	14	14	
DIV. I NON-CONF.	2- 7	288	0-1	127	335	279	279	13	13	
TOTALS	RPI 1-25	RPI 26-50	W-L RECORDS	RPI 51-100	RPI 101-150	RPI 150+				
5- 13	0- 1	0- 1	OVERALL	0- 3	1- 2	4- 6				
2- 6	0- 0	0- 1	HOME	0- 1	0- 1	2- 3				
3- 6	0- 1	0- 0	AWAY	0- 1	1- 1	2- 3				
0- 1	0- 0	0- 0	NEUTRAL	0- 1	0- 0	0- 0				
2- 7	0- 1	0- 0	NON-CONFERENCE	0- 2	0- 1	2- 3				
1- 3	0- 0	0- 0	HOME	0- 0	0- 1	1- 2				
1- 3	0- 1	0- 0	AWAY	0- 1	0- 0	1- 1				
0- 1	0- 0	0- 0	NEUTRAL	0- 1	0- 0	0- 0				
3- 6	0- 0	0- 1	CONFERENCE	0- 1	1- 1	2- 3				
1- 3	0- 0	0- 1	HOME	0- 1	0- 0	1- 1				
2- 3	0- 0	0- 0	AWAY	0- 0	1- 1	1- 2				
0- 0	0- 0	0- 0	NEUTRAL	0- 0	0- 0	0- 0				

RPI 1-25				RPI 26-50				RPI 51-100				RPI 101+				Team's RPI: 256	
RPI	S	Opponent	Score	RPI	S	Opponent	Score	RPI	S	Opponent	Score	RPI	S	Opponent	Score		
15	A	NC State	40 80	43	H	James Madison	58 66	57	H	Drexel	72 73	126	H	Coastal Caro.	43 62		
								58	N	North Carolina	45 85	129	A	Northeastern	61 63		
								92	A	Wake Forest	55 65	143	A	William & Mary	72 55		
												153	A	Elon	53 77		
												193	H	Towson	41 62		
												214	H	Delaware	71 65		
												226	H	Kennesaw St.	56 58		
												244	A	Longwood	58 59		
												247	A	Col. of Charleston	63 67		
												261	H	Winthrop	63 75		
												309	A	Presbyterian	70 60		
												312	A	Hofstra	62 59		
												350	H	South Carolina St.	84 46		
LAST 10 Division I																	
129	A	Northeastern	61 63	153	A	Elon	53 77										
312	A	Hofstra	62 59	143	A	William & Mary	72 55										
247	A	Col. of Charleston	63 67	57	H	Drexel	72 73										
193	H	Towson	41 62	214	H	Delaware	71 65										
43	H	James Madison	58 66	58	N	North Carolina	45 85										

Non-Div I Games: Catawba 75 78 Mount Olive 75 67

UNCW

Loss, Non-Conf, S Site, H Home A Away N Neutral

UNI				STRENGTH OF SCHEDULE	OPP. STRENGTH OF SCHEDULE	TEAM RPI	ADJ. RPI	CONF. RPI	ADJ CONF. RPI
Average RPI Win:	165	WON-LOST RECORD	WINNING PCT. RANK						
Average RPI Loss:	41		LAST 10 GAMES						
DIV. I ONLY	12- 7	101	6-4	86	22	51	51	7	7
DIV. I NON-CONF.	7- 3	80	1-0	135	3	53	53	7	7

TOTALS	RPI 1-25	RPI 26-50	W-L RECORDS	RPI 51-100	RPI 101-150	RPI 150+			
12- 7	1- 1	0- 3	OVERALL	3- 3	2- 0	6- 0			
7- 0	1- 0	0- 0	HOME	1- 0	1- 0	4- 0			
5- 5	0- 1	0- 2	AWAY	2- 2	1- 0	2- 0			
0- 2	0- 0	0- 1	NEUTRAL	0- 1	0- 0	0- 0			
7- 3	1- 0	0- 2	NON-CONFERENCE	2- 1	1- 0	3- 0			
3- 0	1- 0	0- 0	HOME	1- 0	0- 0	1- 0			
4- 1	0- 0	0- 1	AWAY	1- 0	1- 0	2- 0			
0- 2	0- 0	0- 1	NEUTRAL	0- 1	0- 0	0- 0			
5- 4	0- 1	0- 1	CONFERENCE	1- 2	1- 0	3- 0			
4- 0	0- 0	0- 0	HOME	0- 0	1- 0	3- 0			
1- 4	0- 1	0- 1	AWAY	1- 2	0- 0	0- 0			
0- 0	0- 0	0- 0	NEUTRAL	0- 0	0- 0	0- 0			

RPI 1-25				RPI 26-50				RPI 51-100 Team's RPI: 51				RPI 101+			
RPI	S	Opponent	Score	RPI	S	Opponent	Score	RPI	S	Opponent	Score	RPI	S	Opponent	Score
9	A	Missouri St.	66 80	27	N	Ohio St.	46 64	52	A	Bradley	47 61	118	H	Loyola Chicago	70 50
12	H	Iowa	88 66	28	A	Drake	87 104	53	H	IUPUI	51 50	148	A	Missouri	78 73
				30	A	Creighton	54 57	56	A	Iowa St.	71 63	158	H	Valparaiso	77 70
								70	A	Illinois St.	57 65	172	A	Wichita St.	61 50
								72	N	Alabama	77 87	278	H	Indiana St.	73 43
								79	A	Southern Ill.	60 57	286	H	North Dakota St.	95 63
												293	A	Omaha	81 45
												325	H	Evansville	76 60

LAST 10 Division I															
158	H	Valparaiso	77 70	325	H	Evansville	76 60								
118	H	Loyola Chicago	70 50	9	A	Missouri St.	66 80								
70	A	Illinois St.	57 65	79	A	Southern Ill.	60 57								
52	A	Bradley	47 61	28	A	Drake	87 104								
278	H	Indiana St.	73 43	56	A	Iowa St.	71 63								

Non-Div I Games: Northwest Mo. St. 78 53

UNI

■ Loss,
 ■ Non-Conf, S Site,
 ■ Home
 ■ Away
 N Neutral

Average RPI Win:	214	WON-LOST	WINNING	LAST 10	STRENGTH OF	OPP. STRENGTH	TEAM	ADJ.	CONF.	ADJ CONF.
Average RPI Loss:	148	RECORD	PCT. RANK	GAMES	SCHEDULE	OF SCHEDULE	RPI	RPI	RPI	RPI
DIV. I ONLY	11- 10	170	8-2	201	145	188	188	17	17	
DIV. I NON-CONF.	4- 7	225	1-0	217	65	257	257	23	23	
TOTALS	RPI 1-25	RPI 26-50	W-L RECORDS	RPI 51-100	RPI 101-150	RPI 150+				
11- 10	0- 0	1- 2	OVERALL	1- 2	1- 1	8- 5				
7- 5	0- 0	1- 2	HOME	1- 1	1- 0	4- 2				
4- 5	0- 0	0- 0	AWAY	0- 1	0- 1	4- 3				
0- 0	0- 0	0- 0	NEUTRAL	0- 0	0- 0	0- 0				
4- 7	0- 0	1- 2	NON-CONFERENCE	1- 1	0- 0	2- 4				
3- 4	0- 0	1- 2	HOME	1- 0	0- 0	1- 2				
1- 3	0- 0	0- 0	AWAY	0- 1	0- 0	1- 2				
0- 0	0- 0	0- 0	NEUTRAL	0- 0	0- 0	0- 0				
7- 3	0- 0	0- 0	CONFERENCE	0- 1	1- 1	6- 1				
4- 1	0- 0	0- 0	HOME	0- 1	1- 0	3- 0				
3- 2	0- 0	0- 0	AWAY	0- 0	0- 1	3- 1				
0- 0	0- 0	0- 0	NEUTRAL	0- 0	0- 0	0- 0				

RPI	S	Opponent	Score	RPI	S	Opponent	Score	RPI	S	Opponent	Score	RPI	S	Opponent	Score	Team's RPI: 188
42	H	Duke	45 57	45	H	Virginia	55 63	71	H	Fresno St.	66 72	101	H	Boise St.	66 65	
45	H	Virginia	55 63	45	H	St. John's (NY)	79 75	80	H	South Fla.	61 51	138	A	San Jose St.	60 62	
50	H	St. John's (NY)	79 75	50	H	Southern California	54 75	86	A	Southern California	54 75	153	H	Elon	44 50	
												189	H	Wyoming	65 53	
												205	A	New Mexico	68 51	
												216	A	Southern Utah	68 72	
												218	A	Pepperdine	69 44	
												235	H	Cal St. Fullerton	58 64	
												241	A	San Diego St.	39 48	
												251	A	Grand Canyon	51 53	
												267	H	Colorado St.	56 52	
												289	H	Nevada	66 64	
												294	A	Utah St.	60 46	
												315	A	Air Force	67 60	
												350	H	South Carolina St.	66 57	
LAST 10 Division I																
267	H	Colorado St.	56 52	189	H	Wyoming	65 53									
241	A	San Diego St.	39 48	101	H	Boise St.	66 65									
289	H	Nevada	66 64	315	A	Air Force	67 60									
205	A	New Mexico	68 51	294	A	Utah St.	60 46									
138	A	San Jose St.	60 62	80	H	South Fla.	61 51									

Non-Div I Games:

UNLV

■ Loss,
 ■ Non-Conf,
 ■ S Site,
 ■ H Home
 ■ A Away
 N Neutral

Average RPI Win:	337	WON-LOST	WINNING	LAST 10	STRENGTH OF	OPP. STRENGTH	TEAM	ADJ.	CONF.	ADJ CONF.
Average RPI Loss:	191	RECORD	PCT. RANK	GAMES	SCHEDULE	OF SCHEDULE	RPI	RPI	RPI	RPI
DIV. I ONLY	5- 14	290	1-9	322	311	335	335	26	26	
DIV. I NON-CONF.	3- 4	201	0	342	170	306	306	28	28	
TOTALS	RPI 1-25	RPI 26-50	W-L RECORDS	RPI 51-100	RPI 101-150	RPI 150+				
5- 14	0- 1	0- 0	OVERALL	0- 1	0- 2	5- 10				
5- 5	0- 0	0- 0	HOME	0- 0	0- 1	5- 4				
0- 9	0- 1	0- 0	AWAY	0- 1	0- 1	0- 6				
0- 0	0- 0	0- 0	NEUTRAL	0- 0	0- 0	0- 0				
3- 4	0- 1	0- 0	NON-CONFERENCE	0- 1	0- 0	3- 2				
3- 0	0- 0	0- 0	HOME	0- 0	0- 0	3- 0				
0- 4	0- 1	0- 0	AWAY	0- 1	0- 0	0- 2				
0- 0	0- 0	0- 0	NEUTRAL	0- 0	0- 0	0- 0				
2- 10	0- 0	0- 0	CONFERENCE	0- 0	0- 2	2- 8				
2- 5	0- 0	0- 0	HOME	0- 0	0- 1	2- 4				
0- 5	0- 0	0- 0	AWAY	0- 0	0- 1	0- 4				
0- 0	0- 0	0- 0	NEUTRAL	0- 0	0- 0	0- 0				

RPI	S	Opponent	Score	RPI	S	Opponent	Score	RPI	S	Opponent	Score	RPI	S	Opponent	Score	Team's RPI: 335
2	A	South Carolina	32 112					75	A	Georgia	53 67	130	A	Campbell	38 50	
												130	H	Campbell	72 80	
												164	A	Hampton	40 60	
												182	A	Jacksonville	43 87	
												196	A	High Point	46 85	
												219	H	Radford	41 57	
												242	A	Gardner-Webb	53 63	
												244	H	Longwood	62 70	
												254	H	UNC Asheville	48 68	
												261	H	Winthrop	38 52	
												269	A	East Carolina	48 69	
												309	A	Presbyterian	42 55	
												309	H	Presbyterian	70 60	
												338	H	Western Caro.	70 62	
												340	H	Charleston So.	70 53	
												346	H	Florida A&M	74 61	
												350	H	South Carolina St.	58 47	
LAST 10 Division I																
309	H	Presbyterian	70 60	164	A	Hampton	40 60									
130	H	Campbell	72 80	244	H	Longwood	62 70									
309	A	Presbyterian	42 55	261	H	Winthrop	38 52									
219	H	Radford	41 57	254	H	UNC Asheville	48 68									
242	A	Gardner-Webb	53 63	196	A	High Point	46 85									

Non-Div I Games: Mars Hill 89 31 UNKNOWN 71 49

USC Upstate

Loss, Non-Conf, S Site, H Home A Away N Neutral

Average RPI Win:	243	WON-LOST	WINNING	LAST 10	STRENGTH OF	OPP. STRENGTH	TEAM	ADJ.	CONF.	ADJ CONF.
Average RPI Loss:	80	RECORD	PCT. RANK	GAMES	SCHEDULE	OF SCHEDULE	RPI	RPI	RPI	RPI
DIV. I ONLY	12- 9	127	6-4	109	173	110	110	21	21	
DIV. I NON-CONF.	6- 6	164	0-1	74	83	116	116	20	20	
TOTALS	RPI 1-25	RPI 26-50	W-L RECORDS	RPI 51-100	RPI 101-150	RPI 150+				
12- 9	0- 3	0- 1	OVERALL	0- 2	1- 2	11- 1				
7- 2	0- 0	0- 0	HOME	0- 1	0- 1	7- 0				
5- 4	0- 1	0- 0	AWAY	0- 1	1- 1	4- 1				
0- 3	0- 2	0- 1	NEUTRAL	0- 0	0- 0	0- 0				
6- 6	0- 3	0- 1	NON-CONFERENCE	0- 1	1- 1	5- 0				
3- 2	0- 0	0- 0	HOME	0- 1	0- 1	3- 0				
3- 1	0- 1	0- 0	AWAY	0- 0	1- 0	2- 0				
0- 3	0- 2	0- 1	NEUTRAL	0- 0	0- 0	0- 0				
6- 3	0- 0	0- 0	CONFERENCE	0- 1	0- 1	6- 1				
4- 0	0- 0	0- 0	HOME	0- 0	0- 0	4- 0				
2- 3	0- 0	0- 0	AWAY	0- 1	0- 1	2- 1				
0- 0	0- 0	0- 0	NEUTRAL	0- 0	0- 0	0- 0				

RPI 1-25				RPI 26-50				RPI 51-100				RPI 101+ Team's RPI: 110			
RPI	S	Opponent	Score	RPI	S	Opponent	Score	RPI	S	Opponent	Score	RPI	S	Opponent	Score
1	N	Oregon	54 91	48	N	Oklahoma St.	47 60	64	A	Troy	69 85	103	H	Texas Southern	63 74
3	N	Louisville	67 76					82	H	Marist	57 73	126	A	Coastal Caro.	56 62
16	A	Northwestern	47 74									140	A	Kansas St.	57 53
												152	H	Louisiana	79 52
												177	H	Little Rock	65 58
												199	H	Wright St.	68 62
												203	H	Arkansas St.	71 44
												220	H	SMU	51 46
												252	A	South Alabama	68 45
												257	A	North Texas	68 49
												275	A	Texas St.	55 72
												277	A	Appalachian St.	82 60
												347	H	La.-Monroe	72 34
												348	A	Grambling	88 54
												349	H	Chicago St.	84 53
LAST 10 Division I															
275	A	Texas St.	55 72	126	A	Coastal Caro.	56 62	277	A	Appalachian St.	82 60				
64	A	Troy	69 85	177	H	Little Rock	65 58	203	H	Arkansas St.	71 44				
252	A	South Alabama	68 45	103	H	Texas Southern	63 74								
347	H	La.-Monroe	72 34												
152	H	Louisiana	79 52												

Non-Div I Games:

UT Arlington

■ Loss,
 ■ Non-Conf, S Site,
 ■ Home
 ■ Away
 N Neutral

Average RPI Win:	211	WON-LOST	WINNING	LAST 10	STRENGTH OF	OPP. STRENGTH	TEAM	ADJ.	CONF.	ADJ CONF.
Average RPI Loss:	66	RECORD	PCT. RANK	GAMES	SCHEDULE	OF SCHEDULE	RPI	RPI	RPI	RPI
DIV. I ONLY	13- 8	103	9-1	93	108	69	69	19	19	
DIV. I NON-CONF.	4- 7	225	0	10	11	108	108	22	22	
TOTALS	RPI 1-25	RPI 26-50	W-L RECORDS	RPI 51-100	RPI 101-150	RPI 150+				
13- 8	0- 3	0- 1	OVERALL	2- 3	1- 0	10- 1				
8- 1	0- 1	0- 0	HOME	2- 0	1- 0	5- 0				
5- 7	0- 2	0- 1	AWAY	0- 3	0- 0	5- 1				
0- 0	0- 0	0- 0	NEUTRAL	0- 0	0- 0	0- 0				
4- 7	0- 3	0- 1	NON-CONFERENCE	1- 3	1- 0	2- 0				
4- 1	0- 1	0- 0	HOME	1- 0	1- 0	2- 0				
0- 6	0- 2	0- 1	AWAY	0- 3	0- 0	0- 0				
0- 0	0- 0	0- 0	NEUTRAL	0- 0	0- 0	0- 0				
9- 1	0- 0	0- 0	CONFERENCE	1- 0	0- 0	8- 1				
4- 0	0- 0	0- 0	HOME	1- 0	0- 0	3- 0				
5- 1	0- 0	0- 0	AWAY	0- 0	0- 0	5- 1				
0- 0	0- 0	0- 0	NEUTRAL	0- 0	0- 0	0- 0				

RPI 1-25				RPI 26-50				RPI 51-100 Team's RPI: 69				RPI 101+			
RPI	S	Opponent	Score	RPI	S	Opponent	Score	RPI	S	Opponent	Score	RPI	S	Opponent	Score
3	H	Louisville	63 71	41	A	Arkansas	46 96	53	H	IUPUI	57 51	146	H	Samford	80 75
5	A	Gonzaga	55 78					63	H	Belmont	74 57	195	A	Austin Peay	69 61
14	A	Mississippi St.	46 82					70	A	Illinois St.	47 70	195	H	Austin Peay	65 61
								79	A	Southern Ill.	59 70	207	A	Murray St.	89 64
								90	A	Saint Louis	50 56	207	H	Murray St.	98 56
												221	H	Chattanooga	78 51
												228	A	Eastern Ill.	70 74
												250	A	Morehead St.	82 64
												264	H	Lipscomb	83 67
												276	A	Eastern Ky.	65 50
												328	A	SIUE	79 39
												339	H	Tennessee St.	88 71
LAST 10 Division I															
250	A	Morehead St.	82 64	207	H	Murray St.	98 56								
276	A	Eastern Ky.	65 50	63	H	Belmont	74 57								
328	A	SIUE	79 39	339	H	Tennessee St.	88 71								
228	A	Eastern Ill.	70 74	195	A	Austin Peay	69 61								
195	H	Austin Peay	65 61	207	A	Murray St.	89 64								

Non-Div I Games:

UT Martin

U
T
E
P

U
T
E
P

UTEP

Page 319

Average RPI Win:	292	WON-LOST	WINNING	LAST 10	STRENGTH OF	OPP. STRENGTH	TEAM	ADJ.	CONF.	ADJ CONF.
Average RPI Loss:	192	RECORD	PCT. RANK	GAMES	SCHEDULE	OF SCHEDULE	RPI	RPI	RPI	RPI
DIV. I ONLY	5- 12	284	4-6	276	321	301	301	32	32	
DIV. I NON-CONF.	1- 8	322	0-2	175	205	320	320	32	32	
TOTALS	RPI 1-25	RPI 26-50	W-L RECORDS	RPI 51-100	RPI 101-150	RPI 150+				
5- 12	0- 0	0- 1	OVERALL	0- 1	0- 4	5- 6				
3- 3	0- 0	0- 0	HOME	0- 0	0- 2	3- 1				
2- 7	0- 0	0- 1	AWAY	0- 1	0- 2	2- 3				
0- 2	0- 0	0- 0	NEUTRAL	0- 0	0- 0	0- 2				
1- 8	0- 0	0- 1	NON-CONFERENCE	0- 1	0- 4	1- 2				
1- 2	0- 0	0- 0	HOME	0- 0	0- 2	1- 0				
0- 4	0- 0	0- 1	AWAY	0- 1	0- 2	0- 0				
0- 2	0- 0	0- 0	NEUTRAL	0- 0	0- 0	0- 2				
4- 4	0- 0	0- 0	CONFERENCE	0- 0	0- 0	4- 4				
2- 1	0- 0	0- 0	HOME	0- 0	0- 0	2- 1				
2- 3	0- 0	0- 0	AWAY	0- 0	0- 0	2- 3				
0- 0	0- 0	0- 0	NEUTRAL	0- 0	0- 0	0- 0				

RPI 1-25			RPI 26-50			RPI 51-100			RPI 101+ Team's RPI: 301		
RPI	S	Opponent	Score	RPI	S	Opponent	Score	RPI	S	Opponent	Score
				37	A	Texas	69 85	86	A	Southern California	43 80
								103	H	Texas Southern	44 71
								123	A	A&M-Corpus Christi	50 61
								123	H	A&M-Corpus Christi	54 59
								140	A	Kansas St.	66 79
								200	A	CSU Bakersfield	66 52
								249	A	UMKC	56 60
								251	A	Grand Canyon	60 62
								259	N	Long Beach St.	65 69
								289	N	Nevada	57 62
								299	H	UTSA	75 64
								300	H	California Baptist	87 68
								313	H	Seattle U	85 81
								320	A	New Mexico St.	75 76
								326	H	Utah Valley	67 76
								349	A	Chicago St.	87 67
LAST 10 Division I											
				200	A	CSU Bakersfield	66 52	349	A	Chicago St.	87 67
				251	A	Grand Canyon	60 62	249	A	UMKC	56 60
				320	A	New Mexico St.	75 76	300	H	California Baptist	87 68
				326	H	Utah Valley	67 76	140	A	Kansas St.	66 79
				313	H	Seattle U	85 81	289	N	Nevada	57 62

Non-Div I Games: Tex. A&M Int'l 72 56 Tex. A&M-Kingsville 66 45 Texas Lutheran 98 46 Minot St. 75 56

UTRGV

Loss, Non-Conf, S Site, H Home A Away N Neutral

Average RPI Win:	274	WON-LOST	WINNING	LAST 10	STRENGTH OF	OPP. STRENGTH	TEAM	ADJ.	CONF.	ADJ CONF.
Average RPI Loss:	166	RECORD	PCT. RANK	GAMES	SCHEDULE	OF SCHEDULE	RPI	RPI	RPI	RPI
DIV. I ONLY	3- 14	319	2-8	180	185	299	299	13	13	
DIV. I NON-CONF.	1- 7	321	0-1	216	246	322	322	14	14	
TOTALS	RPI 1-25	RPI 26-50	W-L RECORDS	RPI 51-100	RPI 101-150	RPI 150+				
3- 14	0- 0	0- 1	OVERALL	0- 2	0- 4	3- 7				
2- 4	0- 0	0- 0	HOME	0- 1	0- 1	2- 2				
1- 9	0- 0	0- 1	AWAY	0- 1	0- 2	1- 5				
0- 1	0- 0	0- 0	NEUTRAL	0- 0	0- 1	0- 0				
1- 7	0- 0	0- 1	NON-CONFERENCE	0- 0	0- 3	1- 3				
1- 1	0- 0	0- 0	HOME	0- 0	0- 1	1- 0				
0- 5	0- 0	0- 1	AWAY	0- 0	0- 1	0- 3				
0- 1	0- 0	0- 0	NEUTRAL	0- 0	0- 1	0- 0				
2- 7	0- 0	0- 0	CONFERENCE	0- 2	0- 1	2- 4				
1- 3	0- 0	0- 0	HOME	0- 1	0- 0	1- 2				
1- 4	0- 0	0- 0	AWAY	0- 1	0- 1	1- 2				
0- 0	0- 0	0- 0	NEUTRAL	0- 0	0- 0	0- 0				

RPI S	Opponent	Score	RPI S	Opponent	Score	RPI S	Opponent	Score	RPI S	Opponent	Score	Team's RPI: 299
37	A Texas	53 84	59	A Middle Tenn.	48 69	104	N Utah	45 91	109	A UAB	55 94	
			96	H Rice	62 74	141	A Texas Tech	58 115	142	H Sam Houston St.	77 81	
						181	H Fla. Atlantic	53 80	191	A Hawaii	50 62	
						192	A Southern Miss.	65 82	233	A UTEP	54 94	
						236	A Louisiana Tech	82 73	257	H North Texas	55 79	
						275	A Texas St.	69 74	282	H FIU	60 45	
						301	A UTRGV	64 75	303	H Incarnate Word	63 56	
LAST 10 Division I												
59	A Middle Tenn.	48 69	192	A Southern Miss.	65 82							
109	A UAB	55 94	236	A Louisiana Tech	82 73							
96	H Rice	62 74	282	H FIU	60 45							
257	H North Texas	55 79	181	H Fla. Atlantic	53 80							
233	A UTEP	54 94	141	A Texas Tech	58 115							

Non-Div I Games: Texas Wesleyan 80 78 Southwest (NM) 79 62 Concordia (TX) 73 44

UTSA

Loss, Non-Conf, S Site, H Home A Away N Neutral

Average RPI Win:	190	WON-LOST	WINNING	LAST 10	STRENGTH OF	OPP. STRENGTH	TEAM	ADJ.	CONF.	ADJ CONF.
Average RPI Loss:	54	RECORD	PCT. RANK	GAMES	SCHEDULE	OF SCHEDULE	RPI	RPI	RPI	RPI
DIV. I ONLY	10- 11	190	3-7	48	21	104	104	1	1	
DIV. I NON-CONF.	7- 4	100	0	304	164	202	202	1	1	
TOTALS	RPI 1-25	RPI 26-50	W-L RECORDS	RPI 51-100	RPI 101-150	RPI 150+				
10- 11	0- 6	1- 2	OVERALL	2- 1	2- 1	5- 1				
5- 6	0- 3	0- 2	HOME	1- 0	0- 1	4- 0				
3- 5	0- 3	1- 0	AWAY	1- 1	1- 0	0- 1				
2- 0	0- 0	0- 0	NEUTRAL	0- 0	1- 0	1- 0				
7- 4	0- 0	0- 1	NON-CONFERENCE	1- 1	1- 1	5- 1				
4- 2	0- 0	0- 1	HOME	0- 0	0- 1	4- 0				
1- 2	0- 0	0- 0	AWAY	1- 1	0- 0	0- 1				
2- 0	0- 0	0- 0	NEUTRAL	0- 0	1- 0	1- 0				
3- 7	0- 6	1- 1	CONFERENCE	1- 0	1- 0	0- 0				
1- 4	0- 3	0- 1	HOME	1- 0	0- 0	0- 0				
2- 3	0- 3	1- 0	AWAY	0- 0	1- 0	0- 0				
0- 0	0- 0	0- 0	NEUTRAL	0- 0	0- 0	0- 0				

RPI 1-25				RPI 26-50				RPI 51-100				RPI 101+ Team's RPI: 104			
RPI	S	Opponent	Score	RPI	S	Opponent	Score	RPI	S	Opponent	Score	RPI	S	Opponent	Score
1	A	Oregon	51 88	47	H	South Dakota	81 84	65	A	BYU	77 73	103	N	Texas Southern	61 52
1	H	Oregon	63 90	49	A	Colorado	84 69	86	H	Southern California	67 65	128	A	California	71 62
4	A	Stanford	49 82	49	H	Colorado	70 80	89	A	Cincinnati	62 68	132	H	Providence	60 67
6	H	UCLA	54 84									239	A	Xavier	63 70
11	A	Oregon St.	48 77									253	H	Oral Roberts	78 58
11	H	Oregon St.	65 77									289	H	Nevada	68 62
												299	N	UTSA	91 45
												308	H	Eastern Wash.	87 49
												316	H	Weber St.	75 46
LAST 10 Division I															
11	H	Oregon St.	65 77	86	H	Southern California	67 65								
1	H	Oregon	63 90	6	H	UCLA	54 84								
4	A	Stanford	49 82	1	A	Oregon	51 88								
128	A	California	71 62	11	A	Oregon St.	48 77								
49	A	Colorado	84 69	49	H	Colorado	70 80								

Non-Div I Games:

Utah

■ Loss,
 ■ Non-Conf,
 ■ S Site,
 ■ H Home
 ■ A Away
 N Neutral

Average RPI Win:	275	WON-LOST	WINNING	LAST 10	STRENGTH OF	OPP. STRENGTH	TEAM	ADJ.	CONF.	ADJ CONF.
Average RPI Loss:	177	RECORD	PCT. RANK	GAMES	SCHEDULE	OF SCHEDULE	RPI	RPI	RPI	RPI
DIV. I ONLY	5- 16	301	1-9	193	237	294	294	17	17	
DIV. I NON-CONF.	4- 6	212	0-1	108	233	176	176	23	23	
TOTALS	RPI 1-25	RPI 26-50	W-L RECORDS	RPI 51-100	RPI 101-150	RPI 150+				
5- 16	0- 2	0- 0	OVERALL	0- 2	0- 2	5- 10				
3- 7	0- 0	0- 0	HOME	0- 0	0- 2	3- 5				
2- 9	0- 2	0- 0	AWAY	0- 2	0- 0	2- 5				
0- 0	0- 0	0- 0	NEUTRAL	0- 0	0- 0	0- 0				
4- 6	0- 2	0- 0	NON-CONFERENCE	0- 1	0- 0	4- 3				
3- 1	0- 0	0- 0	HOME	0- 0	0- 0	3- 1				
1- 5	0- 2	0- 0	AWAY	0- 1	0- 0	1- 2				
0- 0	0- 0	0- 0	NEUTRAL	0- 0	0- 0	0- 0				
1- 10	0- 0	0- 0	CONFERENCE	0- 1	0- 2	1- 7				
0- 6	0- 0	0- 0	HOME	0- 0	0- 2	0- 4				
1- 4	0- 0	0- 0	AWAY	0- 1	0- 0	1- 3				
0- 0	0- 0	0- 0	NEUTRAL	0- 0	0- 0	0- 0				

RPI 1-25				RPI 26-50				RPI 51-100				RPI 101+ Team's RPI: 294			
RPI	S	Opponent	Score	RPI	S	Opponent	Score	RPI	S	Opponent	Score	RPI	S	Opponent	Score
1	A	Oregon	52 109					65	A	BYU	50 67	101	H	Boise St.	59 65
11	A	Oregon St.	46 75					71	A	Fresno St.	64 76	138	H	San Jose St.	61 76
												154	H	Portland	64 70
												188	H	UNLV	46 60
												189	H	Wyoming	54 65
												232	H	Idaho St.	69 61
												235	A	Cal St. Fullerton	62 83
												241	A	San Diego St.	62 66
												241	H	San Diego St.	51 59
												257	H	North Texas	66 55
												259	A	Long Beach St.	56 48
												267	A	Colorado St.	55 56
												289	A	Nevada	60 69
												313	H	Seattle U	70 63
												315	A	Air Force	53 52
												315	H	Air Force	45 62
												326	A	Utah Valley	49 57
LAST 10 Division I															
241	H	San Diego St.	51 59	289	A	Nevada	60 69								
189	H	Wyoming	54 65	315	H	Air Force	45 62								
267	A	Colorado St.	55 56	241	A	San Diego St.	62 66								
315	A	Air Force	53 52	188	H	UNLV	46 60								
101	H	Boise St.	59 65	326	A	Utah Valley	49 57								

Non-Div I Games: Dixie St. 61 49

Utah St.

Utah Valley

Through Games Of Feb. 4, 2020

Average RPI Win:	304	WON-LOST	WINNING	LAST 10	STRENGTH OF	OPP. STRENGTH	TEAM	ADJ.	CONF.	ADJ CONF.
Average RPI Loss:	227	RECORD	PCT. RANK	GAMES	SCHEDULE	OF SCHEDULE	RPI	RPI	RPI	RPI
DIV. I ONLY	6- 12	263	6-4	341	332	326	326	32	32	
DIV. I NON-CONF.	1- 9	326	1-1	323	283	345	345	32	32	
TOTALS	RPI 1-25	RPI 26-50	W-L RECORDS	RPI 51-100	RPI 101-150	RPI 150+				
6- 12	0- 0	0- 0	OVERALL	0- 1	0- 1	6- 10				
4- 6	0- 0	0- 0	HOME	0- 0	0- 0	4- 6				
2- 6	0- 0	0- 0	AWAY	0- 1	0- 1	2- 4				
0- 0	0- 0	0- 0	NEUTRAL	0- 0	0- 0	0- 0				
1- 9	0- 0	0- 0	NON-CONFERENCE	0- 1	0- 1	1- 7				
1- 4	0- 0	0- 0	HOME	0- 0	0- 0	1- 4				
0- 5	0- 0	0- 0	AWAY	0- 1	0- 1	0- 3				
0- 0	0- 0	0- 0	NEUTRAL	0- 0	0- 0	0- 0				
5- 3	0- 0	0- 0	CONFERENCE	0- 0	0- 0	5- 3				
3- 2	0- 0	0- 0	HOME	0- 0	0- 0	3- 2				
2- 1	0- 0	0- 0	AWAY	0- 0	0- 0	2- 1				
0- 0	0- 0	0- 0	NEUTRAL	0- 0	0- 0	0- 0				

RPI 1-25				RPI 26-50				RPI 51-100				RPI 101+				Team's RPI: 326	
RPI	S	Opponent	Score	RPI	S	Opponent	Score	RPI	S	Opponent	Score	RPI	S	Opponent	Score		
								65	A	BYU	57	71	101	A	Boise St.	69	77
													186	H	Montana	52	63
													200	H	CSU Bakersfield	53	55
													216	H	Southern Utah	58	71
													232	H	Idaho St.	61	88
													249	H	UMKC	62	41
													251	H	Grand Canyon	59	66
													265	A	UC Santa Barbara	51	59
													289	H	Nevada	57	60
													294	H	Utah St.	57	49
													298	A	UC Riverside	53	67
													300	A	California Baptist	67	80
													301	A	UTRGV	76	67
													313	H	Seattle U	70	58
													316	A	Weber St.	46	72
													320	A	New Mexico St.	58	54
													349	H	Chicago St.	89	58
LAST 10 Division I																	
				300	A	California Baptist	67	80		313	H	Seattle U	70	58			
				251	H	Grand Canyon	59	66		249	H	UMKC	62	41			
				200	H	CSU Bakersfield	53	55		349	H	Chicago St.	89	58			
				301	A	UTRGV	76	67		294	H	Utah St.	57	49			
				320	A	New Mexico St.	58	54		316	A	Weber St.	46	72			

Non-Div I Games: Antelope Valley 77 61 Ottawa (AZ) 99 50

Utah Valley

Loss, Non-Conf, S Site, H Home A Away N Neutral

Average RPI Win: 188	WON-LOST	WINNING	LAST 10	STRENGTH OF	OPP. STRENGTH	TEAM	ADJ.	CONF.	ADJ CONF.
Average RPI Loss: 104	RECORD	PCT. RANK	GAMES	SCHEDULE	OF SCHEDULE	RPI	RPI	RPI	RPI
DIV. I ONLY	12- 9	127	8-2	100	116	106	106	12	12
DIV. I NON-CONF.	5- 8	221	1-1	133	109	219	219	12	12
TOTALS	RPI 1-25	RPI 26-50	W-L RECORDS	RPI 51-100	RPI 101-150	RPI 150+			
12- 9	0- 0	1- 0	OVERALL	1- 6	3- 2	7- 1			
7- 4	0- 0	1- 0	HOME	0- 2	2- 2	4- 0			
4- 5	0- 0	0- 0	AWAY	1- 4	1- 0	2- 1			
1- 0	0- 0	0- 0	NEUTRAL	0- 0	0- 0	1- 0			
5- 8	0- 0	1- 0	NON-CONFERENCE	0- 5	0- 2	4- 1			
4- 3	0- 0	1- 0	HOME	0- 1	0- 2	3- 0			
0- 5	0- 0	0- 0	AWAY	0- 4	0- 0	0- 1			
1- 0	0- 0	0- 0	NEUTRAL	0- 0	0- 0	1- 0			
7- 1	0- 0	0- 0	CONFERENCE	1- 1	3- 0	3- 0			
3- 1	0- 0	0- 0	HOME	0- 1	2- 0	1- 0			
4- 0	0- 0	0- 0	AWAY	1- 0	1- 0	2- 0			
0- 0	0- 0	0- 0	NEUTRAL	0- 0	0- 0	0- 0			

RPI S	Opponent	Score	RPI S	Opponent	Score	RPI S	Opponent	Score	RPI S	Opponent	Score	Team's RPI: 106
29	H Old Dominion	62 49	59	A Middle Tenn.	63 86	115	H Fordham	62 52	127	A Massachusetts	61 46	
			61	A Boston College	52 87	131	H Richmond	53 50	134	H N.C. A&T	58 69	
			76	A Seton Hall	33 53	143	H William & Mary	55 69	179	A Rhode Island	75 54	
			80	A South Fla.	55 77	192	A Southern Miss.	39 51	209	H Saint Joseph's	47 40	
			89	H Cincinnati	56 58	237	A George Mason	82 63	269	H East Carolina	53 40	
			90	A Saint Louis	65 52	277	H Appalachian St.	66 38	293	N Omaha	74 66	
			99	H Duquesne	76 79	298	H UC Riverside	67 51				
LAST 10 Division I												
99	H Duquesne	76 79	90	A Saint Louis	65 52							
115	H Fordham	62 52	209	H Saint Joseph's	47 40							
237	A George Mason	82 63	179	A Rhode Island	75 54							
127	A Massachusetts	61 46	134	H N.C. A&T	58 69							
131	H Richmond	53 50	298	H UC Riverside	67 51							

Non-Div I Games:

VCU

Valparaiso

Through Games Of Feb. 4, 2020

Average RPI Win:	263	WON-LOST	WINNING	LAST 10	STRENGTH OF	OPP. STRENGTH	TEAM	ADJ.	CONF.	ADJ CONF.
Average RPI Loss:	59	RECORD	PCT. RANK	GAMES	SCHEDULE	OF SCHEDULE	RPI	RPI	RPI	RPI
DIV. I ONLY	11- 9	139	4-6	225	114	158	158	7	7	
DIV. I NON-CONF.	8- 3	68	1-0	321	214	143	143	7	7	
TOTALS	RPI 1-25	RPI 26-50	W-L RECORDS	RPI 51-100	RPI 101-150	RPI 150+				
11- 9	0- 2	0- 2	OVERALL	0- 4	1- 0	10- 1				
5- 4	0- 1	0- 0	HOME	0- 3	1- 0	4- 0				
6- 4	0- 1	0- 1	AWAY	0- 1	0- 0	6- 1				
0- 1	0- 0	0- 1	NEUTRAL	0- 0	0- 0	0- 0				
8- 3	0- 1	0- 1	NON-CONFERENCE	0- 0	0- 0	8- 1				
4- 0	0- 0	0- 0	HOME	0- 0	0- 0	4- 0				
4- 2	0- 1	0- 0	AWAY	0- 0	0- 0	4- 1				
0- 1	0- 0	0- 1	NEUTRAL	0- 0	0- 0	0- 0				
3- 6	0- 1	0- 1	CONFERENCE	0- 4	1- 0	2- 0				
1- 4	0- 1	0- 0	HOME	0- 3	1- 0	0- 0				
2- 2	0- 0	0- 1	AWAY	0- 1	0- 0	2- 0				
0- 0	0- 0	0- 0	NEUTRAL	0- 0	0- 0	0- 0				

RPI S	Opponent	Score	RPI S	Opponent	Score	RPI S	Opponent	Score	RPI S	Opponent	Score	Team's RPI: 158
9	H Missouri St.	68 81	27	N Ohio St.	38 89	51	A UNI	70 77	118	H Loyola Chicago	66 64	
16	A Northwestern	48 69	28	A Drake	66 87	52	H Bradley	61 75	166	A Toledo	61 54	
						70	H Illinois St.	60 72	201	A North Dakota	63 65	
						79	H Southern Ill.	51 67	228	A Eastern Ill.	78 66	
									231	H Bowling Green	95 90	
									250	H Morehead St.	55 53	
									278	A Indiana St.	75 56	
									286	A North Dakota St.	66 54	
									325	A Evansville	88 66	
									329	A Detroit Mercy	77 58	
									337	H UIC	63 37	
									349	H Chicago St.	95 49	
LAST 10 Division I												
51	A UNI	70 77	325	A Evansville	88 66							
28	A Drake	66 87	278	A Indiana St.	75 56							
118	H Loyola Chicago	66 64	9	H Missouri St.	68 81							
52	H Bradley	61 75	79	H Southern Ill.	51 67							
70	H Illinois St.	60 72	228	A Eastern Ill.	78 66							

Non-Div I Games:

Valparaiso

■ Loss,
■ Non-Conf, S Site,
■ Home
■ Away
N Neutral

Vanderbilt

Through Games Of Feb. 4, 2020

Average RPI Win:	199	WON-LOST	WINNING	LAST 10	STRENGTH OF	OPP. STRENGTH	TEAM	ADJ.	CONF.	ADJ CONF.
Average RPI Loss:	54	RECORD	PCT. RANK	GAMES	SCHEDULE	OF SCHEDULE	RPI	RPI	RPI	RPI
DIV. I ONLY	12- 10	150	3-7	43	93	98	98	4	4	
DIV. I NON-CONF.	10- 3	58	1-0	104	281	76	76	5	5	
TOTALS	RPI 1-25	RPI 26-50	W-L RECORDS	RPI 51-100	RPI 101-150	RPI 150+				
12- 10	0- 3	0- 3	OVERALL	2- 2	2- 2	8- 0				
8- 5	0- 3	0- 2	HOME	1- 0	1- 0	6- 0				
3- 3	0- 0	0- 0	AWAY	1- 1	1- 2	1- 0				
1- 2	0- 0	0- 1	NEUTRAL	0- 1	0- 0	1- 0				
10- 3	0- 1	0- 1	NON-CONFERENCE	1- 1	1- 0	8- 0				
7- 1	0- 1	0- 0	HOME	1- 0	0- 0	6- 0				
2- 0	0- 0	0- 0	AWAY	0- 0	1- 0	1- 0				
1- 2	0- 0	0- 1	NEUTRAL	0- 1	0- 0	1- 0				
2- 7	0- 2	0- 2	CONFERENCE	1- 1	1- 2	0- 0				
1- 4	0- 2	0- 2	HOME	0- 0	1- 0	0- 0				
1- 3	0- 0	0- 0	AWAY	1- 1	0- 2	0- 0				
0- 0	0- 0	0- 0	NEUTRAL	0- 0	0- 0	0- 0				

RPI S	Opponent	Score	RPI S	Opponent	Score	RPI S	Opponent	Score	RPI S	Opponent	Score
2	H South Carolina	57 93	41	H Arkansas	66 100	72	A Alabama	61 98	117	A Florida	60 68
10	H UConn	51 64	44	H Tennessee	69 78	75	A Georgia	63 55	121	A Auburn	62 70
14	H Mississippi St.	52 68	46	N Rutgers	56 62	76	N Seton Hall	65 69	121	H Auburn	77 55
						90	H Saint Louis	62 50	133	A Washington	76 74
									163	H Tennessee Tech	75 61
									176	H Columbia	72 51
									197	H Furman	74 46
									219	H Radford	80 46
									276	H Eastern Ky.	75 69
									297	N UC Irvine	76 63
									306	H Jacksonville St.	88 66
									339	A Tennessee St.	106 55
LAST 10 Division I											
121	A Auburn	62 70	2	H South Carolina	57 93						
44	H Tennessee	69 78	75	A Georgia	63 55						
72	A Alabama	61 98	117	A Florida	60 68						
14	H Mississippi St.	52 68	121	H Auburn	77 55						
41	H Arkansas	66 100	176	H Columbia	72 51						

Non-Div I Games:

Vanderbilt

Loss, Non-Conf, S Site, H Home A Away N Neutral

Average RPI Win:	306	WON-LOST	WINNING	LAST 10	STRENGTH OF	OPP. STRENGTH	TEAM	ADJ.	CONF.	ADJ CONF.
Average RPI Loss:	185	RECORD	PCT. RANK	GAMES	SCHEDULE	OF SCHEDULE	RPI	RPI	RPI	RPI
DIV. I ONLY	9- 12	222	4-6	319	327	290	290	27	27	
DIV. I NON-CONF.	5- 7	205	0-1	307	305	294	294	27	27	
TOTALS	RPI 1-25	RPI 26-50	W-L RECORDS	RPI 51-100	RPI 101-150	RPI 150+				
9- 12	0- 0	0- 0	OVERALL	0- 2	0- 2	9- 8				
7- 4	0- 0	0- 0	HOME	0- 0	0- 1	7- 3				
2- 8	0- 0	0- 0	AWAY	0- 2	0- 1	2- 5				
0- 0	0- 0	0- 0	NEUTRAL	0- 0	0- 0	0- 0				
5- 7	0- 0	0- 0	NON-CONFERENCE	0- 1	0- 2	5- 4				
4- 2	0- 0	0- 0	HOME	0- 0	0- 1	4- 1				
1- 5	0- 0	0- 0	AWAY	0- 1	0- 1	1- 3				
0- 0	0- 0	0- 0	NEUTRAL	0- 0	0- 0	0- 0				
4- 5	0- 0	0- 0	CONFERENCE	0- 1	0- 0	4- 4				
3- 2	0- 0	0- 0	HOME	0- 0	0- 0	3- 2				
1- 3	0- 0	0- 0	AWAY	0- 1	0- 0	1- 2				
0- 0	0- 0	0- 0	NEUTRAL	0- 0	0- 0	0- 0				

RPI S	Opponent	Score	RPI S	Opponent	Score	RPI S	Opponent	Score	RPI S	Opponent	Score	Team's RPI: 290
						55	A Minnesota	58 90	118	A Loyola Chicago	76 78	
						84	A Stony Brook	49 67	127	H Massachusetts	49 83	
									167	A Dartmouth	55 72	
									179	A Rhode Island	74 77	
									184	H Binghamton	65 62	
									202	A UMass Lowell	47 61	
									206	A Merrimack	53 78	
									245	H Maine	47 65	
									255	H Saint Francis (PA)	69 73	
									270	H New Hampshire	51 59	
									292	H Navy	64 56	
									302	H UMBC	60 58	
									311	A Albany (NY)	49 58	
									311	H Albany (NY)	52 36	
									314	H Bryant	71 66	
									330	H NJIT	65 59	
									334	A LIU Brooklyn	73 62	
									341	H Canisius	76 53	
									345	A Hartford	63 53	
LAST 10 Division I												
			311	H Albany (NY)	52 36		184	H Binghamton	65 62			
			270	H New Hampshire	51 59		302	H UMBC	60 58			
			202	A UMass Lowell	47 61		84	A Stony Brook	49 67			
			245	H Maine	47 65		311	A Albany (NY)	49 58			
			345	A Hartford	63 53		206	A Merrimack	53 78			

Non-Div I Games: Norwich 86 40

Vermont

Loss, Non-Conf, S Site, H Home A Away N Neutral

Villanova

Through Games Of Feb. 4, 2020

Average RPI Win:	142	WON-LOST	WINNING	LAST 10	STRENGTH OF	OPP. STRENGTH	TEAM	ADJ.	CONF.	ADJ CONF.
Average RPI Loss:	74	RECORD	PCT. RANK	GAMES	SCHEDULE	OF SCHEDULE	RPI	RPI	RPI	RPI
DIV. I ONLY	12- 10	150	6-4	56	48	88	88	6	6	
DIV. I NON-CONF.	6- 5	151	1-0	85	47	95	95	6	6	
TOTALS	RPI 1-25	RPI 26-50	W-L RECORDS	RPI 51-100	RPI 101-150	RPI 150+				
12- 10	0- 1	2- 3	OVERALL	2- 4	3- 1	5- 1				
7- 5	0- 0	1- 2	HOME	0- 2	2- 1	4- 0				
5- 5	0- 1	1- 1	AWAY	2- 2	1- 0	1- 1				
0- 0	0- 0	0- 0	NEUTRAL	0- 0	0- 0	0- 0				
6- 5	0- 0	0- 1	NON-CONFERENCE	1- 2	2- 1	3- 1				
3- 2	0- 0	0- 1	HOME	0- 0	1- 1	2- 0				
3- 3	0- 0	0- 0	AWAY	1- 2	1- 0	1- 1				
0- 0	0- 0	0- 0	NEUTRAL	0- 0	0- 0	0- 0				
6- 5	0- 1	2- 2	CONFERENCE	1- 2	1- 0	2- 0				
4- 3	0- 0	1- 1	HOME	0- 2	1- 0	2- 0				
2- 2	0- 1	1- 1	AWAY	1- 0	0- 0	0- 0				
0- 0	0- 0	0- 0	NEUTRAL	0- 0	0- 0	0- 0				

RPI	S	Opponent	Score	RPI	S	Opponent	Score	RPI	S	Opponent	Score	RPI	S	Opponent	Score
20	A	DePaul	69 85	30	H	Creighton	42 58	54	A	Temple	69 74	102	H	Penn	70 58
				35	A	Marquette	52 57	57	A	Drexel	52 54	115	A	Fordham	73 66
				43	H	James Madison	52 56	75	A	Georgia	63 58	132	H	Providence	51 49
				50	A	St. John's (NY)	67 62	76	A	Seton Hall	61 55	144	H	George Washington	56 68
				50	H	St. John's (NY)	66 64	76	H	Seton Hall	63 65	183	A	American	54 76
								94	H	Butler	41 58	204	A	La Salle	77 69
												209	H	Saint Joseph's	60 44
												217	H	Manhattan	63 51
												238	H	Georgetown	74 53
												239	H	Xavier	66 54
LAST 10 Division I															
				76	H	Seton Hall	63 65	102	H	Penn	70 58				
				50	H	St. John's (NY)	66 64	239	H	Xavier	66 54				
				35	A	Marquette	52 57	94	H	Butler	41 58				
				20	A	DePaul	69 85	50	A	St. John's (NY)	67 62				
				238	H	Georgetown	74 53	76	A	Seton Hall	61 55				

Non-Div I Games:

Villanova

Loss, Non-Conf, S Site, H Home A Away N Neutral

Virginia

Through Games Of Feb. 4, 2020

Average RPI Win: 104		WON-LOST	WINNING	LAST 10	STRENGTH OF	OPP. STRENGTH	TEAM	ADJ.	CONF.	ADJ CONF.
Average RPI Loss: 41		RECORD	PCT. RANK	GAMES	SCHEDULE	OF SCHEDULE	RPI	RPI	RPI	RPI
DIV. I ONLY		9- 13	234	4-6	1	34	45	45	5	5
DIV. I NON-CONF.		5- 6	187	0	1	33	25	25	3	3
TOTALS		RPI 1-25	RPI 26-50	W-L RECORDS		RPI 51-100	RPI 101-150	RPI 150+		
9- 13	0- 6	3- 2		OVERALL		2- 5	2- 0	2- 0		
6- 4	0- 2	3- 1		HOME		1- 1	2- 0	0- 0		
3- 8	0- 3	0- 1		AWAY		1- 4	0- 0	2- 0		
0- 1	0- 1	0- 0		NEUTRAL		0- 0	0- 0	0- 0		
5- 6	0- 4	2- 1		NON-CONFERENCE		1- 1	0- 0	2- 0		
3- 2	0- 2	2- 0		HOME		1- 0	0- 0	0- 0		
2- 3	0- 1	0- 1		AWAY		0- 1	0- 0	2- 0		
0- 1	0- 1	0- 0		NEUTRAL		0- 0	0- 0	0- 0		
4- 7	0- 2	1- 1		CONFERENCE		1- 4	2- 0	0- 0		
3- 2	0- 0	1- 1		HOME		0- 1	2- 0	0- 0		
1- 5	0- 2	0- 0		AWAY		1- 3	0- 0	0- 0		
0- 0	0- 0	0- 0		NEUTRAL		0- 0	0- 0	0- 0		

RPI 1-25				RPI 26-50				RPI 51-100				RPI 101+			
RPI	S	Opponent	Score	RPI	S	Opponent	Score	RPI	S	Opponent	Score	RPI	S	Opponent	Score
3	A	Louisville	56 71	29	H	Old Dominion	56 53	58	A	North Carolina	68 78	105	H	Notre Dame	90 60
6	H	UCLA	62 73	34	H	Virginia Tech	61 69	58	H	North Carolina	47 65	119	H	Syracuse	57 41
10	A	UConn	44 83	42	H	Duke	66 63	61	A	Boston College	69 52	188	A	UNLV	63 55
14	N	Mississippi St.	59 72	43	H	James Madison	55 49	74	H	Bucknell	84 60	272	A	CSUN	72 47
15	A	NC State	60 80	46	A	Rutgers	63 73	86	A	Southern California	49 59				
24	H	Kentucky	47 50					87	A	Georgia Tech	51 61				
								92	A	Wake Forest	56 62				
LAST 10 Division I															
				119	H	Syracuse	57 41	92	A	Wake Forest	56 62				
				58	A	North Carolina	68 78	61	A	Boston College	69 52				
				105	H	Notre Dame	90 60	42	H	Duke	66 63				
				3	A	Louisville	56 71	15	A	NC State	60 80				
				34	H	Virginia Tech	61 69	58	H	North Carolina	47 65				

Non-Div I Games:

Virginia

■ Loss,
■ Non-Conf, S Site,
■ Home
■ Away
N Neutral

Average RPI Win:	143	WON-LOST	WINNING	LAST 10	STRENGTH OF	OPP. STRENGTH	TEAM	ADJ.	CONF.	ADJ CONF.
Average RPI Loss:	55	RECORD	PCT. RANK	GAMES	SCHEDULE	OF SCHEDULE	RPI	RPI	RPI	RPI
DIV. I ONLY	16- 5	41	6-4	84	33	34	34	5	5	
DIV. I NON-CONF.	10- 1	20	0	120	115	26	26	3	3	
TOTALS	RPI 1-25	RPI 26-50	W-L RECORDS	RPI 51-100	RPI 101-150	RPI 150+				
16- 5	0- 2	2- 1	OVERALL	6- 1	1- 1	7- 0				
11- 0	0- 0	1- 0	HOME	4- 0	1- 0	5- 0				
2- 4	0- 2	1- 1	AWAY	0- 0	0- 1	1- 0				
3- 1	0- 0	0- 0	NEUTRAL	2- 1	0- 0	1- 0				
10- 1	0- 0	1- 0	NON-CONFERENCE	3- 1	1- 0	5- 0				
6- 0	0- 0	1- 0	HOME	1- 0	1- 0	3- 0				
1- 0	0- 0	0- 0	AWAY	0- 0	0- 0	1- 0				
3- 1	0- 0	0- 0	NEUTRAL	2- 1	0- 0	1- 0				
6- 4	0- 2	1- 1	CONFERENCE	3- 0	0- 1	2- 0				
5- 0	0- 0	0- 0	HOME	3- 0	0- 0	2- 0				
1- 4	0- 2	1- 1	AWAY	0- 0	0- 1	0- 0				
0- 0	0- 0	0- 0	NEUTRAL	0- 0	0- 0	0- 0				

RPI 1-25				RPI 26-50				Team's RPI: 34	RPI 51-100				RPI 101+			
RPI	S	Opponent	Score	RPI	S	Opponent	Score		RPI	S	Opponent	Score	RPI	S	Opponent	Score
15	A	NC State	69 76	33	H	Purdue	67 54		58	H	North Carolina	76 70	107	H	Liberty	73 69
23	A	Florida St.	62 86	42	A	Duke	67 72		60	H	Miami (FL)	69 45	119	A	Syracuse	65 67
				45	A	Virginia	69 61		61	H	Boston College	70 49	172	N	Wichita St.	84 63
									63	N	Belmont	60 58	178	H	Clemson	71 50
									75	N	Georgia	72 77	237	A	George Mason	77 58
									95	H	Davidson	88 68	242	H	Gardner-Webb	87 65
									96	N	Rice	54 45	255	H	Saint Francis (PA)	105 41
													268	H	Pittsburgh	68 56
													324	H	UMES	86 43
LAST 10 Division I																
60	H	Miami (FL)	69 45	42	A	Duke	67 72		268	H	Pittsburgh	68 56				
119	A	Syracuse	65 67	58	H	North Carolina	76 70		15	A	NC State	69 76				
178	H	Clemson	71 50	23	A	Florida St.	62 86									
61	H	Boston College	70 49													
45	A	Virginia	69 61													

Non-Div I Games:

Virginia Tech

■ Loss,
 ■ Non-Conf,
 ■ S Site,
 ■ H Home
 ■ A Away
 N Neutral

Average RPI Win: 320	WON-LOST	WINNING	LAST 10	STRENGTH OF	OPP. STRENGTH	TEAM	ADJ.	CONF.	ADJ CONF.
Average RPI Loss: 168	RECORD	PCT. RANK	GAMES	SCHEDULE	OF SCHEDULE	RPI	RPI	RPI	RPI
DIV. I ONLY	6- 13	275	3-7	200	344	283	283	30	30
DIV. I NON-CONF.	3- 7	252	0-1	40	318	200	200	29	29
TOTALS	RPI 1-25	RPI 26-50	W-L RECORDS	RPI 51-100	RPI 101-150	RPI 150+			
6- 13	0- 1	0- 1	OVERALL	0- 4	0- 1	6- 6			
5- 3	0- 0	0- 0	HOME	0- 1	0- 0	5- 2			
1- 10	0- 1	0- 1	AWAY	0- 3	0- 1	1- 4			
0- 0	0- 0	0- 0	NEUTRAL	0- 0	0- 0	0- 0			
3- 7	0- 1	0- 1	NON-CONFERENCE	0- 4	0- 0	3- 1			
3- 1	0- 0	0- 0	HOME	0- 1	0- 0	3- 0			
0- 6	0- 1	0- 1	AWAY	0- 3	0- 0	0- 1			
0- 0	0- 0	0- 0	NEUTRAL	0- 0	0- 0	0- 0			
3- 6	0- 0	0- 0	CONFERENCE	0- 0	0- 1	3- 5			
2- 2	0- 0	0- 0	HOME	0- 0	0- 0	2- 2			
1- 4	0- 0	0- 0	AWAY	0- 0	0- 1	1- 3			
0- 0	0- 0	0- 0	NEUTRAL	0- 0	0- 0	0- 0			

RPI 1-25				RPI 26-50				RPI 51-100				RPI 101+ Team's RPI: 283			
RPI	S	Opponent	Score	RPI	S	Opponent	Score	RPI	S	Opponent	Score	RPI	S	Opponent	Score
8	A	Maryland	56 119	36	A	Yale	68 87	81	A	Colgate	58 74	150	A	Robert Morris	47 51
								84	H	Stony Brook	45 66	213	A	Mt. St. Mary's	63 78
								85	A	Rider	63 77	229	A	Youngstown St.	42 64
								94	A	Butler	58 74	255	A	Saint Francis (PA)	50 51
												284	H	Sacred Heart	65 79
												302	H	UMBC	67 60
												304	H	St. Francis Brooklyn	74 66
												314	A	Bryant	58 45
												322	H	Fairleigh Dickinson	61 62
												330	H	NJIT	61 59
												334	H	LIU Brooklyn	63 61
												336	H	Saint Peter's	90 89
												344	A	Central Conn. St.	63 66
LAST 10 Division I															
322	H	Fairleigh Dickinson	61 62	255	A	Saint Francis (PA)	50 51								
314	A	Bryant	58 45	150	A	Robert Morris	47 51								
344	A	Central Conn. St.	63 66	284	H	Sacred Heart	65 79								
334	H	LIU Brooklyn	63 61	213	A	Mt. St. Mary's	63 78								
304	H	St. Francis Brooklyn	74 66	36	A	Yale	68 87								

Non-Div I Games: Staten Island 81 57

Wagner

■ Loss,
 ■ Non-Conf,
 ■ S Site,
 ■ H Home
 ■ A Away
 N Neutral

Wake Forest

Through Games Of Feb. 4, 2020

Average RPI Win:	143	WON-LOST	WINNING	LAST 10	STRENGTH OF	OPP. STRENGTH	TEAM	ADJ.	CONF.	ADJ CONF.
Average RPI Loss:	96	RECORD	PCT. RANK	GAMES	SCHEDULE	OF SCHEDULE	RPI	RPI	RPI	RPI
DIV. I ONLY	12- 10	150	5-5	72	43	92	92	5	5	
DIV. I NON-CONF.	7- 4	100	0	134	180	112	112	3	3	
TOTALS	RPI 1-25	RPI 26-50	W-L RECORDS	RPI 51-100	RPI 101-150	RPI 150+				
12- 10	0- 3	2- 1	OVERALL	2- 3	3- 0	5- 3				
8- 3	0- 1	1- 0	HOME	1- 1	2- 0	4- 1				
2- 7	0- 2	1- 1	AWAY	0- 2	0- 0	1- 2				
2- 0	0- 0	0- 0	NEUTRAL	1- 0	1- 0	0- 0				
7- 4	0- 0	0- 1	NON-CONFERENCE	1- 1	2- 0	4- 2				
4- 2	0- 0	0- 0	HOME	0- 1	1- 0	3- 1				
1- 2	0- 0	0- 1	AWAY	0- 0	0- 0	1- 1				
2- 0	0- 0	0- 0	NEUTRAL	1- 0	1- 0	0- 0				
5- 6	0- 3	2- 0	CONFERENCE	1- 2	1- 0	1- 1				
4- 1	0- 1	1- 0	HOME	1- 0	1- 0	1- 0				
1- 5	0- 2	1- 0	AWAY	0- 2	0- 0	0- 1				
0- 0	0- 0	0- 0	NEUTRAL	0- 0	0- 0	0- 0				

RPI 1-25				RPI 26-50				RPI 51-100				Team's RPI: 92	RPI 101+			
RPI	S	Opponent	Score	RPI	S	Opponent	Score	RPI	S	Opponent	Score		RPI	S	Opponent	Score
3	A	Louisville	61 75	42	A	Duke	60 58	60	A	Miami (FL)	56 59		117	N	Florida	73 68
15	A	NC State	45 59	45	H	Virginia	62 56	61	A	Boston College	54 67		119	H	Syracuse	65 60
23	H	Florida St.	65 70	50	A	St. John's (NY)	74 82	68	H	Charlotte	65 77		130	H	Campbell	74 46
								78	N	Dayton	78 59		151	H	UNC Greensboro	65 67
								87	H	Georgia Tech	65 60		153	A	Elon	69 57
													178	H	Clemson	63 58
													247	H	Col. of Charleston	106 50
													256	H	UNCW	65 55
													260	A	ETSU	60 67
													268	A	Pittsburgh	48 53
													269	H	East Carolina	76 53
LAST 10 Division I																
61	A	Boston College	54 67	45	H	Virginia	62 56									
268	A	Pittsburgh	48 53	3	A	Louisville	61 75									
119	H	Syracuse	65 60	178	H	Clemson	63 58									
23	H	Florida St.	65 70	87	H	Georgia Tech	65 60									
15	A	NC State	45 59	42	A	Duke	60 58									

Non-Div I Games:

Wake Forest

■ Loss,
■ Non-Conf, S Site,
■ Home
■ Away
N Neutral

Average RPI Win:	191	WON-LOST	WINNING	LAST 10	STRENGTH OF	OPP. STRENGTH	TEAM	ADJ.	CONF.	ADJ CONF.
Average RPI Loss:	73	RECORD	PCT. RANK	GAMES	SCHEDULE	OF SCHEDULE	RPI	RPI	RPI	RPI
DIV. I ONLY	10- 11	190	2-8	63	42	133	133	1	1	
DIV. I NON-CONF.	8- 3	68	0	211	184	130	130	1	1	
TOTALS	RPI 1-25	RPI 26-50	W-L RECORDS	RPI 51-100	RPI 101-150	RPI 150+				
10- 11	1- 3	0- 2	OVERALL	1- 3	2- 2	6- 1				
4- 8	0- 1	0- 2	HOME	0- 2	0- 2	4- 1				
3- 3	0- 2	0- 0	AWAY	1- 1	2- 0	0- 0				
3- 0	1- 0	0- 0	NEUTRAL	0- 0	0- 0	2- 0				
8- 3	1- 0	0- 0	NON-CONFERENCE	0- 1	1- 1	6- 1				
4- 3	0- 0	0- 0	HOME	0- 1	0- 1	4- 1				
1- 0	0- 0	0- 0	AWAY	0- 0	1- 0	0- 0				
3- 0	1- 0	0- 0	NEUTRAL	0- 0	0- 0	2- 0				
2- 8	0- 3	0- 2	CONFERENCE	1- 2	1- 1	0- 0				
0- 5	0- 1	0- 2	HOME	0- 1	0- 1	0- 0				
2- 3	0- 2	0- 0	AWAY	1- 1	1- 0	0- 0				
0- 0	0- 0	0- 0	NEUTRAL	0- 0	0- 0	0- 0				

RPI	S	Opponent	Score	RPI	S	Opponent	Score	RPI	S	Opponent	Score	RPI	S	Opponent	Score	Team's RPI: 133
4	A	Stanford	56 77	26	H	Arizona	58 66	83	A	Washington St.	65 56	124	A	San Diego	65 47	
4	H	Stanford	41 58	31	H	Arizona St.	50 67	83	H	Washington St.	59 66	128	A	California	67 64	
6	A	UCLA	80 85					86	A	Southern California	78 81	128	H	California	74 81	
12	N	Iowa	70 63					98	H	Vanderbilt	74 76	145	H	Tulane	62 64	
												191	H	Hawaii	50 62	
												200	H	CSU Bakersfield	80 49	
												225	H	San Francisco	73 54	
												234	N	Iona	65 34	
												274	N	Howard	75 58	
												313	H	Seattle U	78 46	
												316	H	Weber St.	94 41	
LAST 10 Division I																
128	H	California	74 81	31	H	Arizona St.	50 67									
4	H	Stanford	41 58	83	H	Washington St.	59 66									
86	A	Southern California	78 81	4	A	Stanford	56 77									
6	A	UCLA	80 85	128	A	California	67 64									
26	H	Arizona	58 66	83	A	Washington St.	65 56									

Non-Div I Games:

Washington

■ Loss,
 ■ Non-Conf,
 S Site,
 ■ Home
 ■ Away
 N Neutral

Average RPI Win:	191	WON-LOST	WINNING	LAST 10	STRENGTH OF	OPP. STRENGTH	TEAM	ADJ.	CONF.	ADJ CONF.
Average RPI Loss:	31	RECORD	PCT. RANK	GAMES	SCHEDULE	OF SCHEDULE	RPI	RPI	RPI	RPI
DIV. I ONLY	10- 12	206	3-7	12	20	83	83	1	1	
DIV. I NON-CONF.	7- 5	131	0	38	40	79	79	1	1	
TOTALS	RPI 1-25	RPI 26-50	W-L RECORDS	RPI 51-100	RPI 101-150	RPI 150+				
10- 12	0- 7	0- 2	OVERALL	1- 2	4- 1	5- 0				
6- 5	0- 2	0- 2	HOME	1- 0	1- 1	4- 0				
3- 4	0- 2	0- 0	AWAY	0- 2	3- 0	0- 0				
1- 3	0- 3	0- 0	NEUTRAL	0- 0	0- 0	1- 0				
7- 5	0- 4	0- 0	NON-CONFERENCE	1- 1	1- 0	5- 0				
5- 1	0- 1	0- 0	HOME	1- 0	0- 0	4- 0				
1- 1	0- 0	0- 0	AWAY	0- 1	1- 0	0- 0				
1- 3	0- 3	0- 0	NEUTRAL	0- 0	0- 0	1- 0				
3- 7	0- 3	0- 2	CONFERENCE	0- 1	3- 1	0- 0				
1- 4	0- 1	0- 2	HOME	0- 0	1- 1	0- 0				
2- 3	0- 2	0- 0	AWAY	0- 1	2- 0	0- 0				
0- 0	0- 0	0- 0	NEUTRAL	0- 0	0- 0	0- 0				

RPI 1-25				RPI 26-50				RPI 51-100 Team's RPI: 83				RPI 101+			
RPI	S	Opponent	Score	RPI	S	Opponent	Score	RPI	S	Opponent	Score	RPI	S	Opponent	Score
2	N	South Carolina	53 68	26	H	Arizona	67 74	60	A	Miami (FL)	68 74	101	A	Boise St.	80 68
4	A	Stanford	58 77	31	H	Arizona St.	56 65	65	H	BYU	67 50	128	A	California	96 75
4	H	Stanford	49 71					86	A	Southern California	63 74	128	H	California	92 66
5	H	Gonzaga	53 76									133	A	Washington	66 59
6	A	UCLA	50 66									133	H	Washington	56 65
7	N	Baylor	66 89									218	H	Pepperdine	85 48
13	N	Indiana	44 78									246	N	Southern U.	69 54
LAST 10 Division I															
4	H	Stanford	49 71	26	H	Arizona	67 74	133	A	Washington	66 59	4	A	Stanford	58 77
128	H	California	92 66	133	A	Washington	66 59	128	A	California	96 75	133	H	Washington	56 65
6	A	UCLA	50 66	86	A	Southern California	63 74	4	A	Stanford	58 77				
31	H	Arizona St.	56 65												

Non-Div I Games:

Washington St.

■ Loss,
■ Non-Conf,
■ S Site,
■ H Home
■ A Away
N Neutral

Average RPI Win:	282	WON-LOST	WINNING	LAST 10	STRENGTH OF	OPP. STRENGTH	TEAM	ADJ.	CONF.	ADJ CONF.
Average RPI Loss:	181	RECORD	PCT. RANK	GAMES	SCHEDULE	OF SCHEDULE	RPI	RPI	RPI	RPI
DIV. I ONLY	3- 17	325	1-9	243	243	316	316	18	18	
DIV. I NON-CONF.	2- 7	288	0	198	232	265	265	17	17	
TOTALS	RPI 1-25	RPI 26-50	W-L RECORDS	RPI 51-100	RPI 101-150	RPI 150+				
3- 17	0- 1	0- 0	OVERALL	0- 1	0- 4	3- 11				
1- 7	0- 0	0- 0	HOME	0- 0	0- 0	1- 7				
2- 10	0- 1	0- 0	AWAY	0- 1	0- 4	2- 4				
0- 0	0- 0	0- 0	NEUTRAL	0- 0	0- 0	0- 0				
2- 7	0- 1	0- 0	NON-CONFERENCE	0- 0	0- 3	2- 3				
1- 1	0- 0	0- 0	HOME	0- 0	0- 0	1- 1				
1- 6	0- 1	0- 0	AWAY	0- 0	0- 3	1- 2				
0- 0	0- 0	0- 0	NEUTRAL	0- 0	0- 0	0- 0				
1- 10	0- 0	0- 0	CONFERENCE	0- 1	0- 1	1- 8				
0- 6	0- 0	0- 0	HOME	0- 0	0- 0	0- 6				
1- 4	0- 0	0- 0	AWAY	0- 1	0- 1	1- 2				
0- 0	0- 0	0- 0	NEUTRAL	0- 0	0- 0	0- 0				

RPI 1-25				RPI 26-50			RPI 51-100			RPI 101+ Team's RPI: 316		
RPI	S	Opponent	Score	RPI	S	Opponent	RPI	S	Opponent	Score		
6	A	UCLA	45 85				93	A	Montana St.	52 81	104	A Utah 46 75
											108	A Pacific 53 76
											111	A Idaho 50 70
											133	A Washington 41 94
											154	H Portland 59 78
											159	H Northern Ariz. 82 88
											186	A Montana 57 85
											187	H Portland St. 57 76
											216	H Southern Utah 71 87
											222	A Northern Colo. 65 60
											222	H Northern Colo. 65 69
											232	H Idaho St. 54 65
											233	A UTEP 51 70
											298	A UC Riverside 64 54
											305	H Sacramento St. 67 91
											308	A Eastern Wash. 53 63
											320	A New Mexico St. 47 77
											326	H Utah Valley 72 46
LAST 10 Division I												
222	H	Northern Colo.	65 69	232	H	Idaho St.	54 65					
216	H	Southern Utah	71 87	305	H	Sacramento St.	67 91					
186	A	Montana	57 85	222	A	Northern Colo.	65 60					
93	A	Montana St.	52 81	159	H	Northern Ariz.	82 88					
187	H	Portland St.	57 76	111	A	Idaho	50 70					

Non-Div I Games:

Weber St.

■ Loss,
■ Non-Conf, S Site,
■ Home
■ Away
N Neutral

West Virginia

Through Games Of Feb. 4, 2020

Average RPI Win:	159	WON-LOST	WINNING	LAST 10	STRENGTH OF	OPP. STRENGTH	TEAM	ADJ.	CONF.	ADJ CONF.
Average RPI Loss:	29	RECORD	PCT. RANK	GAMES	SCHEDULE	OF SCHEDULE	RPI	RPI	RPI	RPI
DIV. I ONLY	14- 5	44	6-4	55	36	38	38	3	3	
DIV. I NON-CONF.	10- 1	20	2-0	165	131	40	40	4	4	
TOTALS	RPI 1-25	RPI 26-50	W-L RECORDS	RPI 51-100	RPI 101-150	RPI 150+				
14- 5	1- 2	1- 3	OVERALL	2- 0	4- 0	6- 0				
7- 2	0- 0	1- 2	HOME	1- 0	1- 0	4- 0				
3- 2	1- 2	0- 0	AWAY	0- 0	2- 0	0- 0				
4- 1	0- 0	0- 1	NEUTRAL	1- 0	1- 0	2- 0				
10- 1	1- 0	0- 1	NON-CONFERENCE	1- 0	2- 0	6- 0				
5- 0	0- 0	0- 0	HOME	0- 0	1- 0	4- 0				
1- 0	1- 0	0- 0	AWAY	0- 0	0- 0	0- 0				
4- 1	0- 0	0- 1	NEUTRAL	1- 0	1- 0	2- 0				
4- 4	0- 2	1- 2	CONFERENCE	1- 0	2- 0	0- 0				
2- 2	0- 0	1- 2	HOME	1- 0	0- 0	0- 0				
2- 2	0- 2	0- 0	AWAY	0- 0	2- 0	0- 0				
0- 0	0- 0	0- 0	NEUTRAL	0- 0	0- 0	0- 0				

RPI 1-25				RPI 26-50				Team's RPI: 38				RPI 51-100				RPI 101+			
RPI	S	Opponent	Score	RPI	S	Opponent	Score	RPI	S	Opponent	Score	RPI	S	Opponent	Score	RPI	S	Opponent	Score
7	A	Baylor	51 91	30	N	Creighton	75 82	56	H	Iowa St.	79 71	116	A	Kansas	68 49				
14	A	Mississippi St.	71 65	37	H	Texas	68 63	100	N	Michigan St.	63 57	119	N	Syracuse	71 69				
22	A	TCU	60 73	39	H	Oklahoma	49 73					139	H	Cornell	68 62				
				48	H	Oklahoma St.	55 57					140	A	Kansas St.	74 63				
												171	N	Norfolk St.	72 55				
												205	N	New Mexico	73 60				
												219	H	Radford	74 37				
												255	H	Saint Francis (PA)	74 45				
												309	H	Presbyterian	56 40				
												343	H	Coppin St.	82 47				
LAST 10 Division I																			
56	H	Iowa St.	79 71	37	H	Texas	68 63												
22	A	TCU	60 73	116	A	Kansas	68 49												
48	H	Oklahoma St.	55 57	140	A	Kansas St.	74 63												
7	A	Baylor	51 91	139	H	Cornell	68 62												
39	H	Oklahoma	49 73	119	N	Syracuse	71 69												

Average RPI Win:	336	WON-LOST	WINNING	LAST 10	STRENGTH OF	OPP. STRENGTH	TEAM	ADJ.	CONF.	ADJ CONF.
Average RPI Loss:	195	RECORD	PCT. RANK	GAMES	SCHEDULE	OF SCHEDULE	RPI	RPI	RPI	RPI
DIV. I ONLY	2- 18	340	1-9	208	341	338	338	25	25	
DIV. I NON-CONF.	1- 12	335	0-3	129	348	323	323	24	24	
TOTALS	RPI 1-25	RPI 26-50	W-L RECORDS	RPI 51-100	RPI 101-150	RPI 150+				
2- 18	0- 0	0- 0	OVERALL	0- 2	0- 3	2- 13				
2- 9	0- 0	0- 0	HOME	0- 0	0- 3	2- 6				
0- 9	0- 0	0- 0	AWAY	0- 2	0- 0	0- 7				
0- 0	0- 0	0- 0	NEUTRAL	0- 0	0- 0	0- 0				
1- 12	0- 0	0- 0	NON-CONFERENCE	0- 2	0- 2	1- 8				
1- 6	0- 0	0- 0	HOME	0- 0	0- 2	1- 4				
0- 6	0- 0	0- 0	AWAY	0- 2	0- 0	0- 4				
0- 0	0- 0	0- 0	NEUTRAL	0- 0	0- 0	0- 0				
1- 6	0- 0	0- 0	CONFERENCE	0- 0	0- 1	1- 5				
1- 3	0- 0	0- 0	HOME	0- 0	0- 1	1- 2				
0- 3	0- 0	0- 0	AWAY	0- 0	0- 0	0- 3				
0- 0	0- 0	0- 0	NEUTRAL	0- 0	0- 0	0- 0				

RPI 1-25				RPI 26-50				RPI 51-100				RPI 101+				Team's RPI: 338	
RPI	S	Opponent	Score	RPI	S	Opponent	Score	RPI	S	Opponent	Score	RPI	S	Opponent	Score		
								58	A	North Carolina	55	92	126	H	Coastal Caro.	43	66
								95	A	Davidson	51	101	130	H	Campbell	40	61
												146	H	Samford	50	62	
												151	A	UNC Greensboro	43	54	
												153	A	Elon	24	68	
												163	H	Tennessee Tech	58	62	
												194	H	Cleveland St.	61	68	
												197	A	Furman	53	69	
												221	H	Chattanooga	52	59	
												242	A	Gardner-Webb	62	88	
												247	A	Col. of Charleston	62	73	
												254	H	UNC Asheville	47	64	
												260	H	ETSU	57	62	
												261	H	Winthrop	60	63	
												271	A	Wofford	63	76	
												331	H	Mercer	51	40	
												335	A	USC Upstate	62	70	
												340	H	Charleston So.	69	64	
LAST 10 Division I																	
				331	H	Mercer	51	40				260	H	ETSU	57	62	
				146	H	Samford	50	62				221	H	Chattanooga	52	59	
				197	A	Furman	53	69				247	A	Col. of Charleston	62	73	
				271	A	Wofford	63	76				261	H	Winthrop	60	63	
				151	A	UNC Greensboro	43	54				163	H	Tennessee Tech	58	62	

Non-Div I Games: Southern Wesleyan 70 37 UVa-Wise 64 55

Western Caro.

Average RPI Win:	282	WON-LOST	WINNING	LAST 10	STRENGTH OF	OPP. STRENGTH	TEAM	ADJ.	CONF.	ADJ CONF.
Average RPI Loss:	93	RECORD	PCT. RANK	GAMES	SCHEDULE	OF SCHEDULE	RPI	RPI	RPI	RPI
DIV. I ONLY	10- 11	190	7-3	247	144	211	211	20	20	
DIV. I NON-CONF.	3- 7	252	0	164	77	240	240	18	18	
TOTALS	RPI 1-25	RPI 26-50	W-L RECORDS	RPI 51-100	RPI 101-150	RPI 150+				
10- 11	0- 0	0- 3	OVERALL	0- 5	1- 1	9- 2				
6- 3	0- 0	0- 1	HOME	0- 2	1- 0	5- 0				
4- 6	0- 0	0- 2	AWAY	0- 2	0- 1	4- 1				
0- 2	0- 0	0- 0	NEUTRAL	0- 1	0- 0	0- 1				
3- 7	0- 0	0- 2	NON-CONFERENCE	0- 3	1- 1	2- 1				
2- 1	0- 0	0- 0	HOME	0- 1	1- 0	1- 0				
1- 4	0- 0	0- 2	AWAY	0- 1	0- 1	1- 0				
0- 2	0- 0	0- 0	NEUTRAL	0- 1	0- 0	0- 1				
7- 4	0- 0	0- 1	CONFERENCE	0- 2	0- 0	7- 1				
4- 2	0- 0	0- 1	HOME	0- 1	0- 0	4- 0				
3- 2	0- 0	0- 0	AWAY	0- 1	0- 0	3- 1				
0- 0	0- 0	0- 0	NEUTRAL	0- 0	0- 0	0- 0				

RPI 1-25			RPI 26-50			RPI 51-100			RPI 101+			Team's RPI: 211
RPI	S	Opponent	Score	RPI	S	Opponent	Score	RPI	S	Opponent	Score	Score
28	A	Drake	75 94	52	H	Bradley	49 84	137	H	Southeast Mo. St.	97 91	
33	A	Purdue	59 66	66	A	South Dakota St.	45 75	148	A	Missouri	89 97	
47	H	South Dakota	65 96	66	H	South Dakota St.	48 89	201	A	North Dakota	71 77	
				70	A	Illinois St.	65 78	228	N	Eastern Ill.	52 60	
				79	N	Southern Ill.	65 79	253	H	Oral Roberts	75 61	
								278	H	Indiana St.	83 72	
								286	A	North Dakota St.	79 78	
								286	H	North Dakota St.	86 79	
								287	H	Denver	82 75	
								293	A	Omaha	83 69	
								323	A	Purdue Fort Wayne	83 74	
								323	H	Purdue Fort Wayne	79 68	
								349	A	Chicago St.	88 78	
LAST 10 Division I												
323	A	Purdue Fort Wayne	83 74	253	H	Oral Roberts	75 61					
286	H	North Dakota St.	86 79	287	H	Denver	82 75					
66	H	South Dakota St.	48 89	323	H	Purdue Fort Wayne	79 68					
201	A	North Dakota	71 77	66	A	South Dakota St.	45 75					
293	A	Omaha	83 69	286	A	North Dakota St.	79 78					

Non-Div I Games: Culver-Stockton 82 76 Ill.-Springfield 91 51 Mo. Baptist 90 69

Western Ill.

Average RPI Win:	146	WON-LOST	WINNING	LAST 10	STRENGTH OF	OPP. STRENGTH	TEAM	ADJ.	CONF.	ADJ CONF.
Average RPI Loss:	99	RECORD	PCT. RANK	GAMES	SCHEDULE	OF SCHEDULE	RPI	RPI	RPI	RPI
DIV. I ONLY	14- 6	59	6-4	64	70	32	32	13	13	
DIV. I NON-CONF.	8- 3	68	0-1	77	8	22	22	14	14	
TOTALS	RPI 1-25	RPI 26-50	W-L RECORDS	RPI 51-100	RPI 101-150	RPI 150+				
14- 6	1- 1	1- 2	OVERALL	4- 1	2- 0	6- 2				
8- 0	1- 0	1- 0	HOME	2- 0	1- 0	3- 0				
5- 6	0- 1	0- 2	AWAY	2- 1	1- 0	2- 2				
1- 0	0- 0	0- 0	NEUTRAL	0- 0	0- 0	1- 0				
8- 3	1- 1	1- 1	NON-CONFERENCE	2- 0	1- 0	3- 1				
4- 0	1- 0	1- 0	HOME	1- 0	0- 0	1- 0				
3- 3	0- 1	0- 1	AWAY	1- 0	1- 0	1- 1				
1- 0	0- 0	0- 0	NEUTRAL	0- 0	0- 0	1- 0				
6- 3	0- 0	0- 1	CONFERENCE	2- 1	1- 0	3- 1				
4- 0	0- 0	0- 0	HOME	1- 0	1- 0	2- 0				
2- 3	0- 0	0- 1	AWAY	1- 1	0- 0	1- 1				
0- 0	0- 0	0- 0	NEUTRAL	0- 0	0- 0	0- 0				

RPI 1-25				RPI 26-50				Team's RPI: 32				RPI 51-100				RPI 101+			
RPI	S	Opponent	Score	RPI	S	Opponent	Score	RPI	S	Opponent	Score	RPI	S	Opponent	Score	RPI	S	Opponent	Score
3	A	Louisville	56 75	29	A	Old Dominion	65 76	59	H	Middle Tenn.	71 63	109	H	UAB	69 65				
17	H	Central Mich.	93 58	33	A	Purdue	50 67	63	H	Belmont	77 46	146	A	Samford	88 84				
				39	H	Oklahoma	74 63	68	A	Charlotte	60 56	174	A	Saint Mary's (CA)	73 80				
								77	A	Ball St.	91 86	177	H	Little Rock	77 58				
								96	A	Rice	65 73	181	H	Fla. Atlantic	68 59				
												243	N	Tulsa	76 63				
												257	A	North Texas	54 61				
												258	A	Marshall	74 65				
												282	H	FIU	71 51				
												331	A	Mercer	75 62				
LAST 10 Division I																			
282	H	FIU	71 51	59	H	Middle Tenn.	71 63												
181	H	Fla. Atlantic	68 59	109	H	UAB	69 65												
258	A	Marshall	74 65	96	A	Rice	65 73												
68	A	Charlotte	60 56	257	A	North Texas	54 61												
29	A	Old Dominion	65 76	33	A	Purdue	50 67												

Non-Div I Games:

Western Ky.

■ Loss,
 ■ Non-Conf, S Site,
 ■ Home
 ■ Away
 N Neutral

Average RPI Win:	237	WON-LOST	WINNING	LAST 10	STRENGTH OF	OPP. STRENGTH	TEAM	ADJ.	CONF.	ADJ CONF.
Average RPI Loss:	128	RECORD	PCT. RANK	GAMES	SCHEDULE	OF SCHEDULE	RPI	RPI	RPI	RPI
DIV. I ONLY	10- 9	161	5-5	183	190	155	155	10	10	
DIV. I NON-CONF.	6- 4	123	1-0	291	319	194	194	10	10	
TOTALS	RPI 1-25	RPI 26-50	W-L RECORDS	RPI 51-100	RPI 101-150	RPI 150+				
10- 9	0- 1	0- 1	OVERALL	1- 2	1- 1	8- 4				
5- 2	0- 1	0- 0	HOME	1- 0	0- 0	4- 1				
3- 6	0- 0	0- 1	AWAY	0- 1	1- 1	2- 3				
2- 1	0- 0	0- 0	NEUTRAL	0- 1	0- 0	2- 0				
6- 4	0- 0	0- 1	NON-CONFERENCE	0- 1	1- 0	5- 2				
2- 1	0- 0	0- 0	HOME	0- 0	0- 0	2- 1				
2- 2	0- 0	0- 1	AWAY	0- 0	1- 0	1- 1				
2- 1	0- 0	0- 0	NEUTRAL	0- 1	0- 0	2- 0				
4- 5	0- 1	0- 0	CONFERENCE	1- 1	0- 1	3- 2				
3- 1	0- 1	0- 0	HOME	1- 0	0- 0	2- 0				
1- 4	0- 0	0- 0	AWAY	0- 1	0- 1	1- 2				
0- 0	0- 0	0- 0	NEUTRAL	0- 0	0- 0	0- 0				

RPI 1-25				RPI 26-50				RPI 51-100				RPI 101+ Team's RPI: 155			
RPI	S	Opponent	Score	RPI	S	Opponent	Score	RPI	S	Opponent	Score	RPI	S	Opponent	Score
17	H	Central Mich.	70 80	40	A	Michigan	55 76	67	H	Ohio	73 72	113	A	Kent St.	63 75
								77	A	Ball St.	65 68	118	A	Loyola Chicago	70 60
								84	N	Stony Brook	47 50	166	H	Toledo	84 72
												173	A	Miami (OH)	67 70
												181	H	Fla. Atlantic	79 80
												198	A	Akron	56 51
												198	H	Akron	79 71
												231	A	Bowling Green	63 72
												233	A	UTEP	46 76
												287	N	Denver	79 70
												320	N	New Mexico St.	79 76
												329	H	Detroit Mercy	82 67
												337	A	UIC	80 52
												349	H	Chicago St.	90 69
LAST 10 Division I															
173	A	Miami (OH)	67 70	67	H	Ohio	73 72								
77	A	Ball St.	65 68	113	A	Kent St.	63 75								
198	H	Akron	79 71	198	A	Akron	56 51								
231	A	Bowling Green	63 72	166	H	Toledo	84 72								
17	H	Central Mich.	70 80	118	A	Loyola Chicago	70 60								

Non-Div I Games: Kentucky St. 80 41

Western Mich.

Average RPI Win:	216	WON-LOST	WINNING	LAST 10	STRENGTH OF	OPP. STRENGTH	TEAM	ADJ.	CONF.	ADJ CONF.
Average RPI Loss:	98	RECORD	PCT. RANK	GAMES	SCHEDULE	OF SCHEDULE	RPI	RPI	RPI	RPI
DIV. I ONLY	12- 10	150	5-5	221	74	172	172	9	9	
DIV. I NON-CONF.	8- 5	117	1-0	228	98	146	146	9	9	
TOTALS	RPI 1-25	RPI 26-50	W-L RECORDS	RPI 51-100	RPI 101-150	RPI 150+				
12- 10	0- 2	1- 2	OVERALL	2- 2	0- 2	9- 2				
9- 3	0- 0	1- 0	HOME	1- 2	0- 1	7- 0				
2- 6	0- 2	0- 1	AWAY	0- 0	0- 1	2- 2				
1- 1	0- 0	0- 1	NEUTRAL	1- 0	0- 0	0- 0				
8- 5	0- 1	1- 2	NON-CONFERENCE	1- 1	0- 0	6- 1				
6- 1	0- 0	1- 0	HOME	0- 1	0- 0	5- 0				
1- 3	0- 1	0- 1	AWAY	0- 0	0- 0	1- 1				
1- 1	0- 0	0- 1	NEUTRAL	1- 0	0- 0	0- 0				
4- 5	0- 1	0- 0	CONFERENCE	1- 1	0- 2	3- 1				
3- 2	0- 0	0- 0	HOME	1- 1	0- 1	2- 0				
1- 3	0- 1	0- 0	AWAY	0- 0	0- 1	1- 1				
0- 0	0- 0	0- 0	NEUTRAL	0- 0	0- 0	0- 0				

RPI	S	Opponent	Score	RPI	S	Opponent	Score	RPI	S	Opponent	Score	RPI	S	Opponent	Score	Team's RPI: 172
9	A	Missouri St.	55 68	30	A	Creighton	46 56	51	H	UNI	50 61	145	H	Tulane	56 61	
10	A	UConn	55 83	34	N	Virginia Tech	63 84	54	H	Temple	72 70	149	A	Houston	56 64	
				39	H	Oklahoma	88 83	80	H	South Fla.	50 56	169	H	Eastern Mich.	63 52	
								93	N	Montana St.	66 64	220	A	SMU	44 64	
												236	A	Louisiana Tech	88 80	
												243	H	Tulsa	57 46	
												246	H	Southern U.	69 63	
												253	A	Oral Roberts	66 79	
												269	A	East Carolina	61 53	
												269	H	East Carolina	57 55	
												310	H	Houston Baptist	59 42	
												319	H	Ark.-Pine Bluff	100 50	
												348	H	Grambling	77 65	
LAST 10 Division I																
269	H	East Carolina	57 55	243	H	Tulsa	57 46									
220	A	SMU	44 64	269	A	East Carolina	61 53									
149	A	Houston	56 64	145	H	Tulane	56 61									
80	H	South Fla.	50 56	10	A	UConn	55 83									
54	H	Temple	72 70	348	H	Grambling	77 65									

Non-Div I Games:

Wichita St.

William & Mary

Through Games Of Feb. 4, 2020

Average RPI Win:	238	WON-LOST	WINNING	LAST 10	STRENGTH OF	OPP. STRENGTH	TEAM	ADJ.	CONF.	ADJ CONF.
Average RPI Loss:	108	RECORD	PCT. RANK	GAMES	SCHEDULE	OF SCHEDULE	RPI	RPI	RPI	RPI
DIV. I ONLY	14- 6	59	6-4	307	124	143	143	14	14	
DIV. I NON-CONF.	9- 2	38	1-0	332	139	123	123	13	13	
TOTALS	RPI 1-25	RPI 26-50	W-L RECORDS	RPI 51-100	RPI 101-150	RPI 150+				
14- 6	0- 0	0- 2	OVERALL	0- 1	2- 2	12- 1				
6- 3	0- 0	0- 1	HOME	0- 1	0- 0	6- 1				
8- 3	0- 0	0- 1	AWAY	0- 0	2- 2	6- 0				
0- 0	0- 0	0- 0	NEUTRAL	0- 0	0- 0	0- 0				
9- 2	0- 0	0- 1	NON-CONFERENCE	0- 0	2- 1	7- 0				
4- 1	0- 0	0- 1	HOME	0- 0	0- 0	4- 0				
5- 1	0- 0	0- 0	AWAY	0- 0	2- 1	3- 0				
0- 0	0- 0	0- 0	NEUTRAL	0- 0	0- 0	0- 0				
5- 4	0- 0	0- 1	CONFERENCE	0- 1	0- 1	5- 1				
2- 2	0- 0	0- 0	HOME	0- 1	0- 0	2- 1				
3- 2	0- 0	0- 1	AWAY	0- 0	0- 1	3- 0				
0- 0	0- 0	0- 0	NEUTRAL	0- 0	0- 0	0- 0				

RPI S	Opponent	Score	RPI S	Opponent	Score	RPI S	Opponent	Score	RPI S	Opponent	Score	Team's RPI: 143
29	H Old Dominion	58 69	57	H Drexel	54 61	106	A VCU	69 55				
43	A James Madison	70 84				129	A Northeastern	55 61				
						131	A Richmond	73 76				
						144	A George Washington	63 51				
						153	A Elon	84 77				
						171	H Norfolk St.	65 56				
						193	A Towson	83 75				
						214	H Delaware	68 58				
						247	H Col. of Charleston	85 60				
						256	H UNCW	55 72				
						262	A Delaware St.	73 52				
						269	A East Carolina	78 68				
						285	A Army West Point	77 65				
						302	H UMBC	76 48				
						312	A Hofstra	66 53				
						324	H UMES	78 50				
						345	H Hartford	61 44				
LAST 10 Division I												
153	A Elon	84 77	247	H Col. of Charleston	85 60							
57	H Drexel	54 61	256	H UNCW	55 72							
214	H Delaware	68 58	193	A Towson	83 75							
129	A Northeastern	55 61	43	A James Madison	70 84							
312	A Hofstra	66 53	144	A George Washington	63 51							

Non-Div I Games:

William & Mary

Loss, Non-Conf, S Site, H Home A Away N Neutral

Winthrop

Through Games Of Feb. 4, 2020

Average RPI Win:	284	WON-LOST	WINNING	LAST 10	STRENGTH OF	OPP. STRENGTH	TEAM	ADJ.	CONF.	ADJ CONF.
Average RPI Loss:	195	RECORD	PCT. RANK	GAMES	SCHEDULE	OF SCHEDULE	RPI	RPI	RPI	RPI
DIV. I ONLY	10- 11	190	5-5	321	310	261	261	26	26	
DIV. I NON-CONF.	3- 6	235	0	306	256	289	289	28	28	
TOTALS	RPI 1-25	RPI 26-50	W-L RECORDS	RPI 51-100	RPI 101-150	RPI 150+				
10- 11	0- 1	0- 1	OVERALL	0- 0	0- 1	10- 8				
5- 4	0- 0	0- 0	HOME	0- 0	0- 0	5- 4				
5- 6	0- 1	0- 1	AWAY	0- 0	0- 1	5- 3				
0- 1	0- 0	0- 0	NEUTRAL	0- 0	0- 0	0- 1				
3- 6	0- 1	0- 1	NON-CONFERENCE	0- 0	0- 0	3- 4				
0- 3	0- 0	0- 0	HOME	0- 0	0- 0	0- 3				
3- 2	0- 1	0- 1	AWAY	0- 0	0- 0	3- 0				
0- 1	0- 0	0- 0	NEUTRAL	0- 0	0- 0	0- 1				
7- 5	0- 0	0- 0	CONFERENCE	0- 0	0- 1	7- 4				
5- 1	0- 0	0- 0	HOME	0- 0	0- 0	5- 1				
2- 4	0- 0	0- 0	AWAY	0- 0	0- 1	2- 3				
0- 0	0- 0	0- 0	NEUTRAL	0- 0	0- 0	0- 0				

RPI 1-25				RPI 26-50				RPI 51-100				RPI 101+ Team's RPI: 261			
RPI	S	Opponent	Score	RPI	S	Opponent	Score	RPI	S	Opponent	Score	RPI	S	Opponent	Score
24	A	Kentucky	36 91	29	A	Old Dominion	44 68					130	A	Campbell	47 63
												164	H	Hampton	72 66
												196	A	High Point	61 94
												196	H	High Point	69 63
												219	A	Radford	53 54
												234	H	Iona	61 68
												242	A	Gardner-Webb	59 71
												244	H	Longwood	74 63
												247	H	Col. of Charleston	73 84
												254	H	UNC Asheville	43 50
												256	A	UNCW	75 63
												271	N	Wofford	59 60
												295	H	Ga. Southern	47 91
												309	H	Presbyterian	61 54
												321	A	N.C. Central	56 46
												335	A	USC Upstate	52 38
												338	A	Western Caro.	63 60
												340	A	Charleston So.	58 53
												340	H	Charleston So.	56 46
LAST 10 Division I															
340	H	Charleston So.	56 46	219	A	Radford	53 54								
196	A	High Point	61 94	130	A	Campbell	47 63								
254	H	UNC Asheville	43 50	309	H	Presbyterian	61 54								
340	A	Charleston So.	58 53	335	A	USC Upstate	52 38								
244	H	Longwood	74 63	242	A	Gardner-Webb	59 71								

Non-Div I Games:

Winthrop

■ Loss,
■ Non-Conf,
■ S Site,
■ H Home
■ A Away
N Neutral

Average RPI Win:	203	WON-LOST	WINNING	LAST 10	STRENGTH OF	OPP. STRENGTH	TEAM	ADJ.	CONF.	ADJ CONF.
Average RPI Loss:	52	RECORD	PCT. RANK	GAMES	SCHEDULE	OF SCHEDULE	RPI	RPI	RPI	RPI
DIV. I ONLY	11- 11	179	3-7	68	69	112	112	2	2	
DIV. I NON-CONF.	8- 3	68	0	193	218	94	94	2	2	
TOTALS	RPI 1-25	RPI 26-50	W-L RECORDS	RPI 51-100	RPI 101-150	RPI 150+				
11- 11	0- 2	0- 5	OVERALL	3- 4	0- 0	8- 0				
7- 4	0- 1	0- 2	HOME	1- 1	0- 0	6- 0				
3- 6	0- 1	0- 2	AWAY	1- 3	0- 0	2- 0				
1- 1	0- 0	0- 1	NEUTRAL	1- 0	0- 0	0- 0				
8- 3	0- 0	0- 2	NON-CONFERENCE	2- 1	0- 0	6- 0				
6- 0	0- 0	0- 0	HOME	1- 0	0- 0	5- 0				
1- 2	0- 0	0- 1	AWAY	0- 1	0- 0	1- 0				
1- 1	0- 0	0- 1	NEUTRAL	1- 0	0- 0	0- 0				
3- 8	0- 2	0- 3	CONFERENCE	1- 3	0- 0	2- 0				
1- 4	0- 1	0- 2	HOME	0- 1	0- 0	1- 0				
2- 4	0- 1	0- 1	AWAY	1- 2	0- 0	1- 0				
0- 0	0- 0	0- 0	NEUTRAL	0- 0	0- 0	0- 0				

RPI 1-25				RPI 26-50				RPI 51-100				RPI 101+				Team's RPI: 112
RPI	S	Opponent	Score	RPI	S	Opponent	Score	RPI	S	Opponent	Score	RPI	S	Opponent	Score	
12	H	Iowa	78 85	33	A	Purdue	61 72	55	A	Minnesota	72 62	160	A	Illinois	73 64	
13	A	Indiana	65 75	40	H	Michigan	56 68	73	A	Nebraska	50 65	190	H	Penn St.	71 65	
				41	N	Arkansas	64 68	73	H	Nebraska	71 72	228	H	Eastern Ill.	63 55	
				46	H	Rutgers	61 64	77	N	Ball St.	67 56	240	H	Milwaukee	71 40	
				49	A	Colorado	57 74	87	A	Georgia Tech	41 60	271	H	Wofford	78 65	
								97	H	North Florida	75 62	286	A	North Dakota St.	64 63	
								100	A	Michigan St.	52 69	296	H	Prairie View	68 42	
												332	H	Alabama St.	85 67	
LAST 10 Division I																
160	A	Illinois	73 64	40	H	Michigan	56 68									
13	A	Indiana	65 75	100	A	Michigan St.	52 69									
73	H	Nebraska	71 72	73	A	Nebraska	50 65									
55	A	Minnesota	72 62	190	H	Penn St.	71 65									
12	H	Iowa	78 85	33	A	Purdue	61 72									

Non-Div I Games:

Wisconsin

■ Loss,
 ■ Non-Conf,
 ■ S Site,
 ■ H Home
 ■ A Away
 N Neutral

RPI 1-25				RPI 26-50				RPI 51-100				RPI 101+				Team's RPI: 271	
RPI	S	Opponent	Score	RPI	S	Opponent	Score	RPI	S	Opponent	Score	RPI	S	Opponent	Score		
												112	A	Wisconsin	65	78	
												116	A	Kansas	64	83	
												121	A	Auburn	82	84	
												126	H	Coastal Caro.	73	78	
												146	H	Samford	58	74	
												151	H	UNC Greensboro	66	61	
												197	H	Furman	66	62	
												210	A	Northern Ky.	72	80	
												221	A	Chattanooga	76	80	
												242	A	Gardner-Webb	53	67	
												244	H	Longwood	79	76	
												254	H	UNC Asheville	75	38	
												260	A	ETSU	76	47	
												261	N	Winthrop	60	59	
												277	H	Appalachian St.	51	54	
												295	H	Ga. Southern	57	70	
												309	H	Presbyterian	67	60	
												331	H	Mercer	77	49	
												338	H	Western Caro.	76	63	
LAST 10 Division I																	
				197	H	Furman	66 62	331	H	Mercer	77 49						
				151	H	UNC Greensboro	66 61	146	H	Samford	58 74						
				338	H	Western Caro.	76 63	116	A	Kansas	64 83						
				260	A	ETSU	76 47	210	A	Northern Ky.	72 80						
				221	A	Chattanooga	76 80	254	H	UNC Asheville	75 38						

W
o
f
f
o
r
d

Wofford

Page 346

Average RPI Win:	240	WON-LOST	WINNING	LAST 10	STRENGTH OF	OPP. STRENGTH	TEAM	ADJ.	CONF.	ADJ CONF.
Average RPI Loss:	142	RECORD	PCT. RANK	GAMES	SCHEDULE	OF SCHEDULE	RPI	RPI	RPI	RPI
DIV. I ONLY	11- 10	170	7-3	267	156	199	199	22	22	
DIV. I NON-CONF.	4- 6	212	0	240	56	205	205	19	19	
TOTALS	RPI 1-25	RPI 26-50	W-L RECORDS	RPI 51-100	RPI 101-150	RPI 150+				
11- 10	0- 0	0- 0	OVERALL	0- 3	1- 4	10- 3				
5- 3	0- 0	0- 0	HOME	0- 0	0- 2	5- 1				
5- 5	0- 0	0- 0	AWAY	0- 3	1- 1	4- 1				
1- 2	0- 0	0- 0	NEUTRAL	0- 0	0- 1	1- 1				
4- 6	0- 0	0- 0	NON-CONFERENCE	0- 2	0- 3	4- 1				
1- 1	0- 0	0- 0	HOME	0- 0	0- 1	1- 0				
2- 3	0- 0	0- 0	AWAY	0- 2	0- 1	2- 0				
1- 2	0- 0	0- 0	NEUTRAL	0- 0	0- 1	1- 1				
7- 4	0- 0	0- 0	CONFERENCE	0- 1	1- 1	6- 2				
4- 2	0- 0	0- 0	HOME	0- 0	0- 1	4- 1				
3- 2	0- 0	0- 0	AWAY	0- 1	1- 0	2- 1				
0- 0	0- 0	0- 0	NEUTRAL	0- 0	0- 0	0- 0				

RPI 1-25			RPI 26-50			RPI 51-100			RPI 101+			Team's RPI: 199
RPI	S	Opponent	Score	RPI	S	Opponent	Score	RPI	S	Opponent	Score	
						53 A IUPUI	60 80	110 A UT Arlington			62 68	
						56 A Iowa St.	71 79	116 N Kansas			63 74	
						62 A UCF	53 69	120 H Abilene Christian			64 83	
								135 A Green Bay			70 58	
								135 H Green Bay			59 68	
								194 H Cleveland St.			78 62	
								200 H CSU Bakersfield			65 60	
								210 A Northern Ky.			63 55	
								220 A SMU			69 61	
								229 H Youngstown St.			91 41	
								239 A Xavier			86 74	
								240 A Milwaukee			58 60	
								240 H Milwaukee			67 77	
								266 N Loyola Maryland			66 51	
								280 H Oakland			85 66	
								291 N St. Bonaventure			56 57	
								329 H Detroit Mercy			67 61	
								337 A UIC			58 43	
LAST 10 Division I												
240	H	Milwaukee	67 77	53	A	IUPUI	60 80					
135	H	Green Bay	59 68	337	A	UIC	58 43					
280	H	Oakland	85 66	229	H	Youngstown St.	91 41					
329	H	Detroit Mercy	67 61	194	H	Cleveland St.	78 62					
210	A	Northern Ky.	63 55	135	A	Green Bay	70 58					

Non-Div I Games: Marian (IN) 64 60

Wright St.

Loss, Non-Conf, S Site, H Home A Away N Neutral

Wyoming

Through Games Of Feb. 4, 2020

Average RPI Win:	239	WON-LOST	WINNING	LAST 10	STRENGTH OF	OPP. STRENGTH	TEAM	ADJ.	CONF.	ADJ CONF.
Average RPI Loss:	155	RECORD	PCT. RANK	GAMES	SCHEDULE	OF SCHEDULE	RPI	RPI	RPI	RPI
DIV. I ONLY	10- 9	161	5-5	206	227	189	189	17	17	
DIV. I NON-CONF.	3- 5	224	0-1	206	218	255	255	23	23	
TOTALS	RPI 1-25	RPI 26-50	W-L RECORDS	RPI 51-100	RPI 101-150	RPI 150+				
10- 9	0- 1	0- 1	OVERALL	0- 2	2- 0	8- 5				
6- 4	0- 1	0- 1	HOME	0- 0	2- 0	4- 2				
4- 5	0- 0	0- 0	AWAY	0- 2	0- 0	4- 3				
0- 0	0- 0	0- 0	NEUTRAL	0- 0	0- 0	0- 0				
3- 5	0- 1	0- 1	NON-CONFERENCE	0- 1	0- 0	3- 2				
2- 3	0- 1	0- 1	HOME	0- 0	0- 0	2- 1				
1- 2	0- 0	0- 0	AWAY	0- 1	0- 0	1- 1				
0- 0	0- 0	0- 0	NEUTRAL	0- 0	0- 0	0- 0				
7- 4	0- 0	0- 0	CONFERENCE	0- 1	2- 0	5- 3				
4- 1	0- 0	0- 0	HOME	0- 0	2- 0	2- 1				
3- 3	0- 0	0- 0	AWAY	0- 1	0- 0	3- 2				
0- 0	0- 0	0- 0	NEUTRAL	0- 0	0- 0	0- 0				

RPI 1-25				RPI 26-50				RPI 51-100				RPI 101+ Team's RPI: 189			
RPI	S	Opponent	Score	RPI	S	Opponent	Score	RPI	S	Opponent	Score	RPI	S	Opponent	Score
5	H	Gonzaga	54 65	49	H	Colorado	56 66	66	A	South Dakota St.	40 67	101	H	Boise St.	73 68
								71	A	Fresno St.	59 89	138	H	San Jose St.	80 45
												174	H	Saint Mary's (CA)	69 67
												188	A	UNLV	53 65
												205	A	New Mexico	73 66
												222	H	Northern Colo.	44 46
												241	A	San Diego St.	60 67
												241	H	San Diego St.	81 67
												267	H	Colorado St.	49 56
												286	A	North Dakota St.	66 57
												287	A	Denver	57 71
												289	H	Nevada	83 59
												294	A	Utah St.	65 54
												315	A	Air Force	65 63
												351	H	Mississippi Val.	95 22
LAST 10 Division I															
138	H	San Jose St.	80 45	188	A	UNLV	53 65								
294	A	Utah St.	65 54	241	A	San Diego St.	60 67								
241	H	San Diego St.	81 67	267	H	Colorado St.	49 56								
71	A	Fresno St.	59 89	101	H	Boise St.	73 68								
289	H	Nevada	83 59	5	H	Gonzaga	54 65								

Non-Div I Games: Colo. Christian 70 31

Wyoming

■ Loss,
 ■ Non-Conf, S Site,
 ■ Home
 ■ Away
 N Neutral

Average RPI Win:	171	WON-LOST	WINNING	LAST 10	STRENGTH OF	OPP. STRENGTH	TEAM	ADJ.	CONF.	ADJ CONF.
Average RPI Loss:	91	RECORD	PCT. RANK	GAMES	SCHEDULE	OF SCHEDULE	RPI	RPI	RPI	RPI
DIV. I ONLY	2- 19	342	1-9	22	81	239	239	6	6	
DIV. I NON-CONF.	1- 10	329	0	25	120	248	248	6	6	
TOTALS	RPI 1-25	RPI 26-50	W-L RECORDS	RPI 51-100	RPI 101-150	RPI 150+				
2- 19	0- 2	0- 4	OVERALL	0- 8	1- 3	1- 2				
1- 9	0- 1	0- 3	HOME	0- 3	1- 0	0- 2				
1- 8	0- 0	0- 1	AWAY	0- 5	0- 2	1- 0				
0- 2	0- 1	0- 0	NEUTRAL	0- 0	0- 1	0- 0				
1- 10	0- 1	0- 1	NON-CONFERENCE	0- 4	1- 2	0- 2				
1- 4	0- 0	0- 1	HOME	0- 1	1- 0	0- 2				
0- 4	0- 0	0- 0	AWAY	0- 3	0- 1	0- 0				
0- 2	0- 1	0- 0	NEUTRAL	0- 0	0- 1	0- 0				
1- 9	0- 1	0- 3	CONFERENCE	0- 4	0- 1	1- 0				
0- 5	0- 1	0- 2	HOME	0- 2	0- 0	0- 0				
1- 4	0- 0	0- 1	AWAY	0- 2	0- 1	1- 0				
0- 0	0- 0	0- 0	NEUTRAL	0- 0	0- 0	0- 0				

RPI 1-25				RPI 26-50				RPI 51-100				RPI 101+ Team's RPI: 239			
RPI	S	Opponent	Score	RPI	S	Opponent	Score	RPI	S	Opponent	Score	RPI	S	Opponent	Score
16	N	Northwestern	59 79	30	A	Creighton	55 62	54	A	Temple	65 78	104	H	Utah	70 63
20	H	DePaul	68 91	35	H	Marquette	60 80	76	H	Seton Hall	61 83	117	N	Florida	64 67
				49	H	Colorado	53 62	77	A	Ball St.	49 70	132	A	Providence	48 60
				50	H	St. John's (NY)	67 75	85	A	Rider	57 64	150	A	Robert Morris	57 71
								88	A	Villanova	54 66	199	H	Wright St.	74 86
								89	H	Cincinnati	78 85	238	A	Georgetown	85 64
								94	A	Butler	61 63	276	H	Eastern Ky.	55 56
								94	H	Butler	70 78				
LAST 10 Division I															
94	A	Butler	61 63	88	A	Villanova	54 66								
132	A	Providence	48 60	238	A	Georgetown	85 64								
30	A	Creighton	55 62	94	H	Butler	70 78								
35	H	Marquette	60 80	76	H	Seton Hall	61 83								
20	H	DePaul	68 91	50	H	St. John's (NY)	67 75								

Non-Div I Games:

Xavier

■ Loss,
■ Non-Conf,
■ S Site,
■ H Home
■ A Away
N Neutral

Average RPI Win:	192	WON-LOST	WINNING	LAST 10	STRENGTH OF	OPP. STRENGTH	TEAM	ADJ.	CONF.	ADJ CONF.
Average RPI Loss:	46	RECORD	PCT. RANK	GAMES	SCHEDULE	OF SCHEDULE	RPI	RPI	RPI	RPI
DIV. I ONLY	14- 3	23	9-1	98	165	36	36	8	8	
DIV. I NON-CONF.	10- 3	58	5-1	97	186	51	51	8	8	
TOTALS	RPI 1-25	RPI 26-50	W-L RECORDS	RPI 51-100	RPI 101-150	RPI 150+				
14- 3	0- 1	0- 1	OVERALL	2- 1	3- 0	9- 0				
6- 1	0- 0	0- 1	HOME	0- 0	1- 0	5- 0				
7- 2	0- 1	0- 0	AWAY	1- 1	2- 0	4- 0				
1- 0	0- 0	0- 0	NEUTRAL	1- 0	0- 0	0- 0				
10- 3	0- 1	0- 1	NON-CONFERENCE	2- 1	2- 0	6- 0				
5- 1	0- 0	0- 1	HOME	0- 0	1- 0	4- 0				
4- 2	0- 1	0- 0	AWAY	1- 1	1- 0	2- 0				
1- 0	0- 0	0- 0	NEUTRAL	1- 0	0- 0	0- 0				
4- 0	0- 0	0- 0	CONFERENCE	0- 0	1- 0	3- 0				
1- 0	0- 0	0- 0	HOME	0- 0	0- 0	1- 0				
3- 0	0- 0	0- 0	AWAY	0- 0	1- 0	2- 0				
0- 0	0- 0	0- 0	NEUTRAL	0- 0	0- 0	0- 0				

RPI 1-25				RPI 26-50				Team's RPI: 36				RPI 51-100				RPI 101+			
RPI	S	Opponent	Score	RPI	S	Opponent	Score	RPI	S	Opponent	Score	RPI	S	Opponent	Score	RPI	S	Opponent	Score
6	A	UCLA	65 100	50	H	St. John's (NY)	66 80	58	A	North Carolina	66 63	129	A	Northeastern	78 63				
								71	N	Fresno St.	87 67	132	H	Providence	82 79				
								81	A	Colgate	67 70	139	A	Cornell	74 67				
												165	H	Quinnipiac	63 59				
												176	A	Columbia	85 60				
												202	A	UMass Lowell	67 59				
												224	A	Brown	73 40				
												224	H	Brown	79 72				
												263	A	LMU (CA)	81 65				
												283	H	Wagner	87 68				
												284	H	Sacred Heart	87 40				
												331	H	Mercer	68 60				
LAST 10 Division I																			
139	A	Cornell	74 67	283	H	Wagner	87 68												
176	A	Columbia	85 60	58	A	North Carolina	66 63												
224	A	Brown	73 40	284	H	Sacred Heart	87 40												
224	H	Brown	79 72	50	H	St. John's (NY)	66 80												
331	H	Mercer	68 60	263	A	LMU (CA)	81 65												

Non-Div I Games:

Yale

■ Loss,
 ■ Non-Conf,
 S Site,
 ■ Home
 ■ Away
 N Neutral

Average RPI Win:	258	WON-LOST	WINNING	LAST 10	STRENGTH OF	OPP. STRENGTH	TEAM	ADJ.	CONF.	ADJ CONF.
Average RPI Loss:	167	RECORD	PCT. RANK	GAMES	SCHEDULE	OF SCHEDULE	RPI	RPI	RPI	RPI
DIV. I ONLY	9- 11	210	3-7	265	260	229	229	22	22	
DIV. I NON-CONF.	5- 4	140	0	232	237	162	162	19	19	
TOTALS	RPI 1-25	RPI 26-50	W-L RECORDS	RPI 51-100	RPI 101-150	RPI 150+				
9- 11	0- 1	0- 0	OVERALL	1- 1	0- 3	8- 6				
5- 3	0- 0	0- 0	HOME	1- 0	0- 2	4- 1				
4- 8	0- 1	0- 0	AWAY	0- 1	0- 1	4- 5				
0- 0	0- 0	0- 0	NEUTRAL	0- 0	0- 0	0- 0				
5- 4	0- 1	0- 0	NON-CONFERENCE	0- 0	0- 2	5- 1				
3- 1	0- 0	0- 0	HOME	0- 0	0- 1	3- 0				
2- 3	0- 1	0- 0	AWAY	0- 0	0- 1	2- 1				
0- 0	0- 0	0- 0	NEUTRAL	0- 0	0- 0	0- 0				
4- 7	0- 0	0- 0	CONFERENCE	1- 1	0- 1	3- 5				
2- 2	0- 0	0- 0	HOME	1- 0	0- 1	1- 1				
2- 5	0- 0	0- 0	AWAY	0- 1	0- 0	2- 4				
0- 0	0- 0	0- 0	NEUTRAL	0- 0	0- 0	0- 0				

RPI	S	Opponent	Score	RPI	S	Opponent	Score	RPI	S	Opponent	Score	RPI	S	Opponent	Score	Team's RPI: 229
13	A	Indiana	56 93					53	A	IUPUI	69 77	113	H	Kent St.	73 82	
								53	H	IUPUI	75 73	135	H	Green Bay	63 70	
												150	A	Robert Morris	43 58	
												169	H	Eastern Mich.	79 77	
												194	A	Cleveland St.	52 60	
												198	A	Akron	62 91	
												199	A	Wright St.	41 91	
												210	A	Northern Ky.	56 75	
												240	H	Milwaukee	62 74	
												255	A	Saint Francis (PA)	56 46	
												276	A	Eastern Ky.	72 63	
												280	A	Oakland	79 74	
												283	H	Wagner	64 42	
												329	A	Detroit Mercy	62 47	
												337	A	UIC	53 59	
												337	H	UIC	77 65	
												341	H	Canisius	87 59	
LAST 10 Division I																
53	A	IUPUI	69 77	280	A	Oakland	79 74									
337	A	UIC	53 59	194	A	Cleveland St.	52 60									
240	H	Milwaukee	62 74	199	A	Wright St.	41 91									
135	H	Green Bay	63 70	210	A	Northern Ky.	56 75									
329	A	Detroit Mercy	62 47	337	H	UIC	77 65									

Non-Div I Games: Lake Erie 83 48 Muskingum 92 46

Youngstown St.

Loss, Non-Conf, S Site, H Home A Away N Neutral