

Average RPI Win:	275	WON-LOST	WINNING	LAST 10	STRENGTH OF	OPP. STRENGTH	TEAM	ADJ.	CONF.	ADJ CONF.
Average RPI Loss:	161	RECORD	PCT. RANK	GAMES	SCHEDULE	OF SCHEDULE	RPI	RPI	RPI	RPI
DIV. I ONLY	7- 8	195	1- 0	290	290	257	257	26	26	
DIV. I NON-CONF.	2- 5	264	0- 0	265	225	284	284	23	23	
TOTALS	RPI 1-25	RPI 26-50	W-L RECORDS	RPI 51-100	RPI 101-150	RPI 150+				
7- 8	0- 0	0- 0	OVERALL	0- 1	0- 1	7- 6				
3- 4	0- 0	0- 0	HOME	0- 0	0- 0	3- 4				
3- 3	0- 0	0- 0	AWAY	0- 1	0- 1	3- 1				
1- 1	0- 0	0- 0	NEUTRAL	0- 0	0- 0	1- 1				
2- 5	0- 0	0- 0	NON-CONFERENCE	0- 0	0- 1	2- 4				
0- 3	0- 0	0- 0	HOME	0- 0	0- 0	0- 3				
1- 1	0- 0	0- 0	AWAY	0- 0	0- 1	1- 0				
1- 1	0- 0	0- 0	NEUTRAL	0- 0	0- 0	1- 1				
5- 3	0- 0	0- 0	CONFERENCE	0- 1	0- 0	5- 2				
3- 1	0- 0	0- 0	HOME	0- 0	0- 0	3- 1				
2- 2	0- 0	0- 0	AWAY	0- 1	0- 0	2- 1				
0- 0	0- 0	0- 0	NEUTRAL	0- 0	0- 0	0- 0				

RPI 1-25				RPI 26-50				RPI 51-100				RPI 101+				Team's RPI: 257	
RPI	S	Opponent	Score	RPI	S	Opponent	Score	RPI	S	Opponent	Score	RPI	S	Opponent	Score		
								69	A	Lamar University	58	76	143	A	Texas Tech	61	78
												159	H	Abilene Christian	68	72	
												160	H	New Mexico St.	65	67	
												175	H	Texas St.	53	60	
												184	A	Nicholls St.	55	85	
												192	N	Prairie View	59	67	
												205	H	Sam Houston St.	76	61	
												209	A	UTRGV	59	49	
												209	H	UTRGV	57	70	
												237	N	Louisiana	64	63	
												291	A	Central Ark.	73	65	
												311	H	New Orleans	57	51	
												336	H	Northwestern St.	79	55	
												339	A	Houston Baptist	70	56	
LAST 12 Division I GAMES:																	
339	A	Houston Baptist	70	56	69	A	Lamar University	58	76								
159	H	Abilene Christian	68	72	291	A	Central Ark.	73	65								
184	A	Nicholls St.	55	85	160	H	New Mexico St.	65	67								
311	H	New Orleans	57	51	209	H	UTRGV	57	70								
205	H	Sam Houston St.	76	61	192	N	Prairie View	59	67								
336	H	Northwestern St.	79	55	237	N	Louisiana	64	63								

Non-Div I Games: Schreiner 64 34 UNKNOWN 78 40 Tex. A&M Int'l 84 36 Texas Lutheran 73 49 A&M-Corpus Christi

Loss, Non-Conf, S Site, H Home A Away N Neutral

Average RPI Win:	273	WON-LOST	WINNING	LAST 10	STRENGTH OF	OPP. STRENGTH	TEAM	ADJ.	CONF.	ADJ CONF.
Average RPI Loss:	134	RECORD	PCT. RANK	GAMES	SCHEDULE	OF SCHEDULE	RPI	RPI	RPI	RPI
DIV. I ONLY	10- 6	104	1- 0	283	281	159	159	26	26	
DIV. I NON-CONF.	3- 4	199	0- 0	137	152	140	140	23	23	
TOTALS	RPI 1-25	RPI 26-50	W-L RECORDS	RPI 51-100	RPI 101-150	RPI 150+				
10- 6	0- 0	0- 0	OVERALL	0- 3	0- 1	10- 2				
2- 2	0- 0	0- 0	HOME	0- 2	0- 0	2- 0				
7- 4	0- 0	0- 0	AWAY	0- 1	0- 1	7- 2				
1- 0	0- 0	0- 0	NEUTRAL	0- 0	0- 0	1- 0				
3- 4	0- 0	0- 0	NON-CONFERENCE	0- 2	0- 1	3- 1				
0- 1	0- 0	0- 0	HOME	0- 1	0- 0	0- 0				
2- 3	0- 0	0- 0	AWAY	0- 1	0- 1	2- 1				
1- 0	0- 0	0- 0	NEUTRAL	0- 0	0- 0	1- 0				
7- 2	0- 0	0- 0	CONFERENCE	0- 1	0- 0	7- 1				
2- 1	0- 0	0- 0	HOME	0- 1	0- 0	2- 0				
5- 1	0- 0	0- 0	AWAY	0- 0	0- 0	5- 1				
0- 0	0- 0	0- 0	NEUTRAL	0- 0	0- 0	0- 0				

RPI 1-25				RPI 26-50				RPI 51-100				RPI 101+				Team's RPI: 159	
RPI	S	Opponent	Score	RPI	S	Opponent	Score	RPI	S	Opponent	Score	RPI	S	Opponent	Score		
								63	H	SFA	55	71	143	A	Texas Tech	54	105
								73	H	Arkansas	68	80	160	A	New Mexico St.	58	46
								89	A	FGCU	65	81	162	A	Tulsa	63	75
													205	A	Sam Houston St.	91	79
													234	N	Texas Southern	81	39
													257	A	A&M-Corpus Christi	72	68
													272	A	Southeastern La.	71	74
													278	A	UTEP	70	69
													291	H	Central Ark.	77	70
													311	A	New Orleans	59	52
													314	H	McNeese	109	52
													336	A	Northwestern St.	72	63
													339	A	Houston Baptist	72	62
LAST 12 Division I GAMES:																	
				257	A	A&M-Corpus Christi	72 68					314	H	McNeese	109 52		
				291	H	Central Ark.	77 70					205	A	Sam Houston St.	91 79		
				63	H	SFA	55 71					311	A	New Orleans	59 52		
				336	A	Northwestern St.	72 63					143	A	Texas Tech	54 105		
				339	A	Houston Baptist	72 62					89	A	FGCU	65 81		
				272	A	Southeastern La.	71 74					73	H	Arkansas	68 80		

Non-Div I Games: Eastern N.M. 78 46 Southwest (NM) 90 47 Howard Payne 98 43 Schreiner 90 43 Abilene Christian

Loss, Non-Conf, S Site, H Home A Away N Neutral

Average RPI Win:	256	WON-LOST	WINNING	LAST 10	STRENGTH OF	OPP. STRENGTH	TEAM	ADJ.	CONF.	ADJ CONF.
Average RPI Loss:	150	RECORD	PCT. RANK	GAMES	SCHEDULE	OF SCHEDULE	RPI	RPI	RPI	RPI
DIV. I ONLY	7- 13	252	0- 1	193	196	253	253	15	15	
DIV. I NON-CONF.	3- 7	256	0- 0	114	252	217	217	13	13	
TOTALS	RPI 1-25	RPI 26-50	W-L RECORDS	RPI 51-100	RPI 101-150	RPI 150+				
7- 13	0- 1	0- 1	OVERALL	0- 2	1- 1	6- 8				
6- 3	0- 0	0- 0	HOME	0- 0	1- 0	5- 3				
1- 10	0- 1	0- 1	AWAY	0- 2	0- 1	1- 5				
0- 0	0- 0	0- 0	NEUTRAL	0- 0	0- 0	0- 0				
3- 7	0- 1	0- 0	NON-CONFERENCE	0- 1	1- 1	2- 4				
2- 2	0- 0	0- 0	HOME	0- 0	1- 0	1- 2				
1- 5	0- 1	0- 0	AWAY	0- 1	0- 1	1- 2				
0- 0	0- 0	0- 0	NEUTRAL	0- 0	0- 0	0- 0				
4- 6	0- 0	0- 1	CONFERENCE	0- 1	0- 0	4- 4				
4- 1	0- 0	0- 0	HOME	0- 0	0- 0	4- 1				
0- 5	0- 0	0- 1	AWAY	0- 1	0- 0	0- 3				
0- 0	0- 0	0- 0	NEUTRAL	0- 0	0- 0	0- 0				

RPI 1-25				RPI 26-50				RPI 51-100				RPI 101+ Team's RPI: 253			
RPI	S	Opponent	Score	RPI	S	Opponent	Score	RPI	S	Opponent	Score	RPI	S	Opponent	Score
4	A	Oregon	36 82	39	A	New Mexico	57 78	60	A	Boise St.	48 79	109	H	Northern Colo.	69 57
								84	A	Northeastern	41 54	129	A	Minnesota	50 67
												166	A	Portland	60 79
												167	A	Denver	66 92
												195	H	Utah St.	44 48
												204	H	George Mason	71 78
												211	A	UNLV	56 66
												214	H	Navy	47 54
												220	A	Colorado St.	48 55
												220	H	Colorado St.	63 48
												243	H	Nevada	79 74
												251	A	San Diego St.	61 70
												251	H	San Diego St.	75 66
												296	A	Army West Point	71 60
												327	H	San Jose St.	88 77
												344	H	Fairleigh Dickinson	85 37
LAST 12 Division I GAMES:															
220	A	Colorado St.	48 55	251	A	San Diego St.	61 70								
251	H	San Diego St.	75 66	220	H	Colorado St.	63 48								
327	H	San Jose St.	88 77	195	H	Utah St.	44 48								
60	A	Boise St.	48 79	39	A	New Mexico	57 78								
243	H	Nevada	79 74	4	A	Oregon	36 82								
211	A	UNLV	56 66	166	A	Portland	60 79								

Non-Div I Games: Western St. 72 54

Air Force

■ Loss,
 ■ Non-Conf, S Site,
 ■ Home
 ■ Away
 N Neutral

Average RPI Win:	253	WON-LOST	WINNING	LAST 10	STRENGTH OF	OPP. STRENGTH	TEAM	ADJ.	CONF.	ADJ CONF.
Average RPI Loss:	83	RECORD	PCT. RANK	GAMES	SCHEDULE	OF SCHEDULE	RPI	RPI	RPI	RPI
DIV. I ONLY	11- 7	110	0- 1	221	152	146	146	7	7	
DIV. I NON-CONF.	8- 2	52	0- 0	324	270	164	164	8	8	
TOTALS	RPI 1-25	RPI 26-50	W-L RECORDS	RPI 51-100	RPI 101-150	RPI 150+				
11- 7	0- 2	0- 1	OVERALL	1- 2	0- 1	10- 1				
5- 2	0- 0	0- 1	HOME	1- 0	0- 0	4- 1				
2- 5	0- 2	0- 0	AWAY	0- 2	0- 1	2- 0				
4- 0	0- 0	0- 0	NEUTRAL	0- 0	0- 0	4- 0				
8- 2	0- 0	0- 1	NON-CONFERENCE	0- 0	0- 1	8- 0				
3- 1	0- 0	0- 1	HOME	0- 0	0- 0	3- 0				
1- 1	0- 0	0- 0	AWAY	0- 0	0- 1	1- 0				
4- 0	0- 0	0- 0	NEUTRAL	0- 0	0- 0	4- 0				
3- 5	0- 2	0- 0	CONFERENCE	1- 2	0- 0	2- 1				
2- 1	0- 0	0- 0	HOME	1- 0	0- 0	1- 1				
1- 4	0- 2	0- 0	AWAY	0- 2	0- 0	1- 0				
0- 0	0- 0	0- 0	NEUTRAL	0- 0	0- 0	0- 0				

RPI 1-25				RPI 26-50				RPI 51-100				RPI 101+ Team's RPI: 146			
RPI	S	Opponent	Score	RPI	S	Opponent	Score	RPI	S	Opponent	Score	RPI	S	Opponent	Score
21	A	Central Mich.	71 94	45	H	Butler	47 63	75	A	Kent St.	58 73	126	A	Youngstown St.	61 72
25	A	Buffalo	72 91					82	H	Toledo	70 64	191	H	Eastern Mich.	60 72
								99	A	Northern Ill.	59 70	203	H	St. Bonaventure	67 58
												218	H	Bowling Green	74 71
												233	A	N.C. A&T	49 36
												275	H	Canisius	62 53
												278	N	UTEP	64 57
												281	N	Northern Ky.	77 60
												284	A	Western Mich.	72 59
												304	N	Oakland	85 65
												305	N	Jackson St.	74 57
												322	H	Eastern Ky.	63 54
LAST 12 Division I GAMES:															
75	A	Kent St.	58 73	284	A	Western Mich.	72 59								
82	H	Toledo	70 64	21	A	Central Mich.	71 94								
25	A	Buffalo	72 91	278	N	UTEP	64 57								
99	A	Northern Ill.	59 70	305	N	Jackson St.	74 57								
191	H	Eastern Mich.	60 72	275	H	Canisius	62 53								
218	H	Bowling Green	74 71	45	H	Butler	47 63								

Non-Div I Games: Malone 63 44

Akron

■ Loss,
 ■ Non-Conf,
 S Site,
 ■ Home
 ■ Away
 N Neutral

Alabama

Through Games Of Feb. 4, 2019

Average RPI Win:	173	WON-LOST	WINNING	LAST 10	STRENGTH OF	OPP. STRENGTH	TEAM	ADJ.	CONF.	ADJ CONF.
Average RPI Loss:	64	RECORD	PCT. RANK	GAMES	SCHEDULE	OF SCHEDULE	RPI	RPI	RPI	RPI
DIV. I ONLY	11- 11	161	0- 1	37	70	114	114	5	5	
DIV. I NON-CONF.	8- 5	120	0- 1	109	136	116	116	5	5	
TOTALS	RPI 1-25	RPI 26-50	W-L RECORDS	RPI 51-100	RPI 101-150	RPI 150+				
11- 11	0- 3	1- 2	OVERALL	1- 3	3- 1	6- 2				
8- 4	0- 1	1- 0	HOME	1- 2	1- 1	5- 0				
2- 4	0- 2	0- 1	AWAY	0- 1	1- 0	1- 0				
1- 3	0- 0	0- 1	NEUTRAL	0- 0	1- 0	0- 2				
8- 5	0- 0	1- 2	NON-CONFERENCE	0- 0	2- 1	5- 2				
6- 1	0- 0	1- 0	HOME	0- 0	1- 1	4- 0				
1- 1	0- 0	0- 1	AWAY	0- 0	0- 0	1- 0				
1- 3	0- 0	0- 1	NEUTRAL	0- 0	1- 0	0- 2				
3- 6	0- 3	0- 0	CONFERENCE	1- 3	1- 0	1- 0				
2- 3	0- 1	0- 0	HOME	1- 2	0- 0	1- 0				
1- 3	0- 2	0- 0	AWAY	0- 1	1- 0	0- 0				
0- 0	0- 0	0- 0	NEUTRAL	0- 0	0- 0	0- 0				

RPI 1-25				RPI 26-50				RPI 51-100				RPI 101+ Team's RPI: 114			
RPI	S	Opponent	Score	RPI	S	Opponent	Score	RPI	S	Opponent	Score	RPI	S	Opponent	Score
7	H	Mississippi St.	49 65	27	N	Miami (FL)	74 101	51	H	Auburn	56 66	104	N	Virginia	64 52
16	A	South Carolina	59 62	29	A	Utah	62 72	54	H	LSU	56 62	108	H	South Alabama	67 72
18	A	Texas A&M	43 70	47	H	Clemson	76 56	61	H	Tennessee	86 65	111	A	Georgia	58 53
								73	A	Arkansas	61 72	122	H	Tulane	69 58
												157	N	Louisiana Tech	62 79
												162	N	Tulsa	73 80
												200	H	Grambling	73 55
												202	A	SMU	62 61
												208	H	Florida	74 67
												235	H	Stetson	59 47
												272	H	Southeastern La.	88 40
												336	H	Northwestern St.	87 73
LAST 12 Division I GAMES:															
157	N	Louisiana Tech	62 79	18	A	Texas A&M	43 70	51	H	Auburn	56 66				
7	H	Mississippi St.	49 65	54	A	South Carolina	59 62	208	H	Florida	74 67				
111	A	Georgia	58 53	27	N	Miami (FL)	74 101	104	N	Virginia	64 52				
73	A	Arkansas	61 72												
54	H	LSU	56 62												
61	H	Tennessee	86 65												

Non-Div I Games:

Alabama

■ Loss,
 ■ Non-Conf, S Site,
 ■ Home
 ■ Away
 N Neutral

Average RPI Win:	295	WON-LOST	WINNING	LAST 10	STRENGTH OF	OPP. STRENGTH	TEAM	ADJ.	CONF.	ADJ CONF.
Average RPI Loss:	207	RECORD	PCT. RANK	GAMES	SCHEDULE	OF SCHEDULE	RPI	RPI	RPI	RPI
DIV. I ONLY	9- 11	202	0- 1	349	320	303	303	29	29	
DIV. I NON-CONF.	5- 6	177	0- 0	316	320	272	272	26	26	
TOTALS	RPI 1-25	RPI 26-50	W-L RECORDS	RPI 51-100	RPI 101-150	RPI 150+				
9- 11	0- 0	0- 0	OVERALL	0- 1	0- 1	9- 9				
4- 5	0- 0	0- 0	HOME	0- 0	0- 0	4- 5				
4- 6	0- 0	0- 0	AWAY	0- 1	0- 1	4- 4				
1- 0	0- 0	0- 0	NEUTRAL	0- 0	0- 0	1- 0				
5- 6	0- 0	0- 0	NON-CONFERENCE	0- 1	0- 1	5- 4				
2- 2	0- 0	0- 0	HOME	0- 0	0- 0	2- 2				
2- 4	0- 0	0- 0	AWAY	0- 1	0- 1	2- 2				
1- 0	0- 0	0- 0	NEUTRAL	0- 0	0- 0	1- 0				
4- 5	0- 0	0- 0	CONFERENCE	0- 0	0- 0	4- 5				
2- 3	0- 0	0- 0	HOME	0- 0	0- 0	2- 3				
2- 2	0- 0	0- 0	AWAY	0- 0	0- 0	2- 2				
0- 0	0- 0	0- 0	NEUTRAL	0- 0	0- 0	0- 0				

RPI 1-25			RPI 26-50			RPI 51-100			RPI 101+			Team's RPI: 303
RPI	S	Opponent	Score	RPI	S	Opponent	Score	RPI	S	Opponent	Score	
						95 A Kansas	54 65	141 A UAB			47 82	
								174 H Southern U.			50 54	
								189 A Illinois			60 88	
								192 A Prairie View			65 77	
								200 H Grambling			51 63	
								217 N Jacksonville			65 60	
								223 H Jacksonville St.			48 55	
								226 H Alabama St.			46 60	
								234 A Texas Southern			45 53	
								272 H Southeastern La.			51 48	
								282 A Austin Peay			58 75	
								285 A North Florida			63 62	
								289 A Murray St.			59 53	
								290 H Tennessee St.			67 57	
								298 A Mississippi Val.			80 60	
								305 H Jackson St.			58 55	
								325 H Lipscomb			58 62	
								346 A Ark.-Pine Bluff			78 52	
								350 H Alcorn			87 69	
LAST 12 Division I GAMES:												
234 A		Texas Southern	45 53	298 A		Mississippi Val.	80 60					
192 A		Prairie View	65 77	200 H		Grambling	51 63					
350 H		Alcorn	87 69	305 H		Jackson St.	58 55					
174 H		Southern U.	50 54	217 N		Jacksonville	65 60					
226 H		Alabama St.	46 60	285 A		North Florida	63 62					
346 A		Ark.-Pine Bluff	78 52	272 H		Southeastern La.	51 48					

Non-Div I Games:

Alabama A&M

■ Loss,
 ■ Non-Conf,
 ■ S Site,
 ■ H Home
 ■ A Away
 N Neutral

Average RPI Win:	285	WON-LOST	WINNING	LAST 10	STRENGTH OF	OPP. STRENGTH	TEAM	ADJ.	CONF.	ADJ CONF.
Average RPI Loss:	135	RECORD	PCT. RANK	GAMES	SCHEDULE	OF SCHEDULE	RPI	RPI	RPI	RPI
DIV. I ONLY	6- 13	269	0- 1	149	300	226	226	29	29	
DIV. I NON-CONF.	0- 10	336	0- 0	9	206	224	224	26	26	
TOTALS	RPI 1-25	RPI 26-50	W-L RECORDS	RPI 51-100	RPI 101-150	RPI 150+				
6- 13	0- 1	0- 2	OVERALL	0- 2	0- 2	6- 6				
3- 4	0- 1	0- 0	HOME	0- 0	0- 1	3- 2				
3- 9	0- 0	0- 2	AWAY	0- 2	0- 1	3- 4				
0- 0	0- 0	0- 0	NEUTRAL	0- 0	0- 0	0- 0				
0- 10	0- 1	0- 2	NON-CONFERENCE	0- 2	0- 2	0- 3				
0- 3	0- 1	0- 0	HOME	0- 0	0- 1	0- 1				
0- 7	0- 0	0- 2	AWAY	0- 2	0- 1	0- 2				
0- 0	0- 0	0- 0	NEUTRAL	0- 0	0- 0	0- 0				
6- 3	0- 0	0- 0	CONFERENCE	0- 0	0- 0	6- 3				
3- 1	0- 0	0- 0	HOME	0- 0	0- 0	3- 1				
3- 2	0- 0	0- 0	AWAY	0- 0	0- 0	3- 2				
0- 0	0- 0	0- 0	NEUTRAL	0- 0	0- 0	0- 0				

RPI 1-25				RPI 26-50				RPI 51-100				RPI 101+ Team's RPI: 226			
RPI	S	Opponent	Score	RPI	S	Opponent	Score	RPI	S	Opponent	Score	RPI	S	Opponent	Score
16	H	South Carolina	38 94	33	A	Kentucky	35 87	51	A	Auburn	50 83	108	A	South Alabama	65 77
				41	A	Georgia Tech	42 69	91	A	Troy	46 116	141	H	UAB	47 62
												161	A	North Ala.	42 68
												169	A	Xavier	58 87
												174	H	Southern U.	78 61
												192	A	Prairie View	59 71
												200	H	Grambling	72 80
												234	A	Texas Southern	58 51
												260	H	Samford	51 60
												298	A	Mississippi Val.	62 64
												303	A	Alabama A&M	60 46
												305	H	Jackson St.	74 67
												346	A	Ark.-Pine Bluff	58 56
												350	H	Alcorn	76 63
LAST 12 Division I GAMES:															
192	A	Prairie View	59 71	346	A	Ark.-Pine Bluff	58 56								
234	A	Texas Southern	58 51	305	H	Jackson St.	74 67								
174	H	Southern U.	78 61	200	H	Grambling	72 80								
350	H	Alcorn	76 63	51	A	Auburn	50 83								
303	A	Alabama A&M	60 46	169	A	Xavier	58 87								
298	A	Mississippi Val.	62 64	141	H	UAB	47 62								

Non-Div I Games: Mobile 69 63

Alabama St.

■ Loss,
 ■ Non-Conf,
 ■ S Site,
 ■ Home
 ■ A Away
 N Neutral

Average RPI Win:	270	WON-LOST	WINNING	LAST 10	STRENGTH OF	OPP. STRENGTH	TEAM	ADJ.	CONF.	ADJ CONF.
Average RPI Loss:	184	RECORD	PCT. RANK	GAMES	SCHEDULE	OF SCHEDULE	RPI	RPI	RPI	RPI
DIV. I ONLY	9- 13	228	1- 0	247	282	239	239	23	23	
DIV. I NON-CONF.	3- 10	278	0- 0	235	310	291	291	25	25	
TOTALS	RPI 1-25	RPI 26-50	W-L RECORDS	RPI 51-100	RPI 101-150	RPI 150+				
9- 13	0- 1	0- 1	OVERALL	0- 2	0- 1	9- 8				
5- 4	0- 0	0- 0	HOME	0- 0	0- 1	5- 3				
4- 9	0- 1	0- 1	AWAY	0- 2	0- 0	4- 5				
0- 0	0- 0	0- 0	NEUTRAL	0- 0	0- 0	0- 0				
3- 10	0- 1	0- 1	NON-CONFERENCE	0- 0	0- 1	3- 7				
1- 4	0- 0	0- 0	HOME	0- 0	0- 1	1- 3				
2- 6	0- 1	0- 1	AWAY	0- 0	0- 0	2- 4				
0- 0	0- 0	0- 0	NEUTRAL	0- 0	0- 0	0- 0				
6- 3	0- 0	0- 0	CONFERENCE	0- 2	0- 0	6- 1				
4- 0	0- 0	0- 0	HOME	0- 0	0- 0	4- 0				
2- 3	0- 0	0- 0	AWAY	0- 2	0- 0	2- 1				
0- 0	0- 0	0- 0	NEUTRAL	0- 0	0- 0	0- 0				

RPI	S	Opponent	Score	RPI	S	Opponent	Score	RPI	S	Opponent	Score	RPI	S	Opponent	Score	Team's RPI: 239
15	A	Rutgers	39 65	44	A	Purdue	41 53	76	A	Maine	65 76	150	H	Marist	56 74	
								97	A	Hartford	35 82	153	A	South Fla.	37 74	
												165	A	Stony Brook	54 49	
												210	H	Holy Cross	50 56	
												227	A	Monmouth	56 64	
												245	A	Binghamton	71 62	
												245	H	Binghamton	61 56	
												248	A	Cornell	34 48	
												255	A	St. Francis Brooklyn	67 60	
												264	A	Columbia	62 58	
												273	A	Vermont	39 52	
												275	H	Canisius	42 48	
												299	H	Central Conn. St.	53 60	
												302	H	UMBC	64 44	
												307	H	UMass Lowell	63 56	
												318	H	Manhattan	60 54	
												320	A	Lafayette	66 67	
												328	H	New Hampshire	59 41	
LAST 12 Division I GAMES:																
245	A	Binghamton	71 62	76	A	Maine	65 76									
328	H	New Hampshire	59 41	273	A	Vermont	39 52									
97	A	Hartford	35 82	245	H	Binghamton	61 56									
165	A	Stony Brook	54 49	264	A	Columbia	62 58									
302	H	UMBC	64 44	44	A	Purdue	41 53									
307	H	UMass Lowell	63 56	255	A	St. Francis Brooklyn	67 60									

Non-Div I Games:

Albany (NY)

■ Loss,
■ Non-Conf, S Site,
■ Home
■ Away
N Neutral

Average RPI Win: 266	WON-LOST	WINNING	LAST 10	STRENGTH OF	OPP. STRENGTH	TEAM	ADJ.	CONF.	ADJ CONF.
Average RPI Loss: 236	RECORD	PCT. RANK	GAMES	SCHEDULE	OF SCHEDULE	RPI	RPI	RPI	RPI
DIV. I ONLY	2- 16	334	0- 1	346	319	350	350	29	29
DIV. I NON-CONF.	0- 9	336	0- 1	305	306	350	350	26	26
TOTALS	RPI 1-25	RPI 26-50	W-L RECORDS	RPI 51-100	RPI 101-150	RPI 150+			
2- 16	0- 0	0- 1	OVERALL	0- 0	0- 1	2- 14			
2- 5	0- 0	0- 0	HOME	0- 0	0- 0	2- 5			
0- 10	0- 0	0- 1	AWAY	0- 0	0- 1	0- 8			
0- 1	0- 0	0- 0	NEUTRAL	0- 0	0- 0	0- 1			
0- 9	0- 0	0- 1	NON-CONFERENCE	0- 0	0- 1	0- 7			
0- 2	0- 0	0- 0	HOME	0- 0	0- 0	0- 2			
0- 6	0- 0	0- 1	AWAY	0- 0	0- 1	0- 4			
0- 1	0- 0	0- 0	NEUTRAL	0- 0	0- 0	0- 1			
2- 7	0- 0	0- 0	CONFERENCE	0- 0	0- 0	2- 7			
2- 3	0- 0	0- 0	HOME	0- 0	0- 0	2- 3			
0- 4	0- 0	0- 0	AWAY	0- 0	0- 0	0- 4			
0- 0	0- 0	0- 0	NEUTRAL	0- 0	0- 0	0- 0			

RPI S	Opponent	Score	RPI S	Opponent	Score	RPI S	Opponent	Score	RPI S	Opponent	Score	Team's RPI: 350
			50 A	TCU	31 88				141 A	UAB	53 80	
									160 N	New Mexico St.	64 82	
									174 H	Southern U.	54 75	
									183 A	Southern Miss.	47 66	
									192 H	Prairie View	61 82	
									200 A	Grambling	56 61	
									226 A	Alabama St.	63 76	
									234 H	Texas Southern	53 52	
									272 H	Southeastern La.	59 77	
									278 A	UTEP	51 77	
									291 H	Central Ark.	46 57	
									298 H	Mississippi Val.	73 63	
									303 A	Alabama A&M	69 87	
									305 A	Jackson St.	66 88	
									316 A	FIU	40 75	
									336 A	Northwestern St.	65 78	
									346 H	Ark.-Pine Bluff	57 59	
LAST 12 Division I GAMES:												
			160 N	New Mexico St.	64 82		200 A	Grambling	56 61			
			174 H	Southern U.	54 75		305 A	Jackson St.	66 88			
			303 A	Alabama A&M	69 87		192 H	Prairie View	61 82			
			226 A	Alabama St.	63 76		234 H	Texas Southern	53 52			
			346 H	Ark.-Pine Bluff	57 59		50 A	TCU	31 88			
			298 H	Mississippi Val.	73 63		316 A	FIU	40 75			

Non-Div I Games: Lane 58 70 Fisk 67 64 Rust 59 78

Alcorn

Loss, Non-Conf, S Site, H Home A Away N Neutral

Average RPI Win: 233	WON-LOST	WINNING	LAST 10	STRENGTH OF	OPP. STRENGTH	TEAM	ADJ.	CONF.	ADJ CONF.
Average RPI Loss: 87	RECORD	PCT. RANK	GAMES	SCHEDULE	OF SCHEDULE	RPI	RPI	RPI	RPI
DIV. I ONLY	13- 8	106	1- 0	111	189	100	100	18	18
DIV. I NON-CONF.	4- 7	228	0- 0	89	104	176	176	22	22
TOTALS	RPI 1-25	RPI 26-50	W-L RECORDS	RPI 51-100	RPI 101-150	RPI 150+			
13- 8	0- 1	0- 2	OVERALL	0- 1	1- 3	12- 1			
8- 1	0- 0	0- 1	HOME	0- 0	0- 0	8- 0			
5- 5	0- 0	0- 1	AWAY	0- 0	1- 3	4- 1			
0- 2	0- 1	0- 0	NEUTRAL	0- 1	0- 0	0- 0			
4- 7	0- 1	0- 1	NON-CONFERENCE	0- 1	0- 3	4- 1			
3- 1	0- 0	0- 1	HOME	0- 0	0- 0	3- 0			
1- 4	0- 0	0- 0	AWAY	0- 0	0- 3	1- 1			
0- 2	0- 1	0- 0	NEUTRAL	0- 1	0- 0	0- 0			
9- 1	0- 0	0- 1	CONFERENCE	0- 0	1- 0	8- 0			
5- 0	0- 0	0- 0	HOME	0- 0	0- 0	5- 0			
4- 1	0- 0	0- 1	AWAY	0- 0	1- 0	3- 0			
0- 0	0- 0	0- 0	NEUTRAL	0- 0	0- 0	0- 0			

RPI 1-25				RPI 26-50				RPI 51-100 Team's RPI: 100				RPI 101+			
RPI	S	Opponent	Score	RPI	S	Opponent	Score	RPI	S	Opponent	Score	RPI	S	Opponent	Score
5	N	Stanford	49 71	40	H	Ohio	67 77	89	N	FGCU	71 90	104	A	Virginia	54 57
				48	A	Bucknell	56 71					115	A	Penn St.	59 80
												125	A	High Point	61 66
												136	A	Lehigh	61 53
												162	H	Tulsa	68 52
												167	A	Denver	54 83
												168	A	Boston U.	64 51
												204	H	George Mason	86 71
												210	H	Holy Cross	70 58
												214	A	Navy	58 45
												232	A	Colgate	71 66
												232	H	Colgate	76 57
												262	A	Hawaii	69 57
												296	H	Army West Point	61 51
												297	H	Loyola Maryland	82 38
												302	H	UMBC	64 42
												320	H	Lafayette	60 45
LAST 12 Division I GAMES:															
232	A	Colgate	71 66	296	H	Army West Point	61 51								
210	H	Holy Cross	70 58	214	A	Navy	58 45								
320	H	Lafayette	60 45	232	H	Colgate	76 57								
168	A	Boston U.	64 51	48	A	Bucknell	56 71								
136	A	Lehigh	61 53	40	H	Ohio	67 77								
297	H	Loyola Maryland	82 38	125	A	High Point	61 66								

Non-Div I Games:

American

■ Loss,
 ■ Non-Conf, S Site,
 ■ Home
 ■ Away
 N Neutral

Appalachian St.

Through Games Of Feb. 4, 2019

Average RPI Win:	219	WON-LOST	WINNING	LAST 10	STRENGTH OF	OPP. STRENGTH	TEAM	ADJ.	CONF.	ADJ CONF.
Average RPI Loss:	112	RECORD	PCT. RANK	GAMES	SCHEDULE	OF SCHEDULE	RPI	RPI	RPI	RPI
DIV. I ONLY	11- 9	140	1- 0	127	178	138	138	12	12	
DIV. I NON-CONF.	6- 5	143	0- 0	169	188	136	136	15	15	
TOTALS	RPI 1-25	RPI 26-50	W-L RECORDS	RPI 51-100	RPI 101-150	RPI 150+				
11- 9	0- 1	0- 2	OVERALL	0- 2	2- 2	9- 2				
8- 2	0- 0	0- 0	HOME	0- 2	1- 0	7- 0				
3- 7	0- 1	0- 2	AWAY	0- 0	1- 2	2- 2				
0- 0	0- 0	0- 0	NEUTRAL	0- 0	0- 0	0- 0				
6- 5	0- 1	0- 2	NON-CONFERENCE	0- 0	1- 1	5- 1				
5- 0	0- 0	0- 0	HOME	0- 0	0- 0	5- 0				
1- 5	0- 1	0- 2	AWAY	0- 0	1- 1	0- 1				
0- 0	0- 0	0- 0	NEUTRAL	0- 0	0- 0	0- 0				
5- 4	0- 0	0- 0	CONFERENCE	0- 2	1- 1	4- 1				
3- 2	0- 0	0- 0	HOME	0- 2	1- 0	2- 0				
2- 2	0- 0	0- 0	AWAY	0- 0	0- 1	2- 1				
0- 0	0- 0	0- 0	NEUTRAL	0- 0	0- 0	0- 0				

RPI 1-25				RPI 26-50				RPI 51-100				RPI 101+ Team's RPI: 138			
RPI	S	Opponent	Score	RPI	S	Opponent	Score	RPI	S	Opponent	Score	RPI	S	Opponent	Score
16	A	South Carolina	50 80	41	A	Georgia Tech	53 71	78	H	Little Rock	59 74	108	H	South Alabama	71 63
				47	A	Clemson	48 87	91	H	Troy	72 83	113	A	UT Arlington	94 99
												133	A	Davidson	81 78
												141	A	UAB	61 80
												175	A	Texas St.	62 49
												181	H	Arkansas St.	75 67
												182	H	Coastal Caro.	67 53
												198	H	Elon	65 62
												231	H	Marshall	74 52
												237	A	Louisiana	55 73
												246	A	ETSU	64 95
												283	H	Wofford	94 70
												293	H	Col. of Charleston	80 66
												310	A	La.-Monroe	80 58
												313	H	UNC Greensboro	68 65
LAST 12 Division I GAMES:															
310	A	La.-Monroe	80 58	113	A	UT Arlington	94 99								
237	A	Louisiana	55 73	91	H	Troy	72 83								
78	H	Little Rock	59 74	108	H	South Alabama	71 63								
181	H	Arkansas St.	75 67	47	A	Clemson	48 87								
182	H	Coastal Caro.	67 53	283	H	Wofford	94 70								
175	A	Texas St.	62 49	16	A	South Carolina	50 80								

Non-Div I Games:

Appalachian St.

■ Loss,
 ■ Non-Conf, S Site,
 ■ Home
 ■ Away
 N Neutral

Average RPI Win:	187	WON-LOST	WINNING	LAST 10	STRENGTH OF	OPP. STRENGTH	TEAM	ADJ.	CONF.	ADJ CONF.
Average RPI Loss:	35	RECORD	PCT. RANK	GAMES	SCHEDULE	OF SCHEDULE	RPI	RPI	RPI	RPI
DIV. I ONLY	14- 7	88	0- 1	84	56	70	70	2	2	
DIV. I NON-CONF.	10- 1	17	0- 0	333	207	139	139	2	2	
TOTALS	RPI 1-25	RPI 26-50	W-L RECORDS	RPI 51-100	RPI 101-150	RPI 150+				
14- 7	1- 3	1- 3	OVERALL	2- 0	2- 1	8- 0				
9- 3	1- 1	1- 1	HOME	2- 0	1- 1	4- 0				
3- 4	0- 2	0- 2	AWAY	0- 0	1- 0	2- 0				
2- 0	0- 0	0- 0	NEUTRAL	0- 0	0- 0	2- 0				
10- 1	0- 0	0- 0	NON-CONFERENCE	1- 0	1- 1	8- 0				
6- 1	0- 0	0- 0	HOME	1- 0	1- 1	4- 0				
2- 0	0- 0	0- 0	AWAY	0- 0	0- 0	2- 0				
2- 0	0- 0	0- 0	NEUTRAL	0- 0	0- 0	2- 0				
4- 6	1- 3	1- 3	CONFERENCE	1- 0	1- 0	0- 0				
3- 2	1- 1	1- 1	HOME	1- 0	0- 0	0- 0				
1- 4	0- 2	0- 2	AWAY	0- 0	1- 0	0- 0				
0- 0	0- 0	0- 0	NEUTRAL	0- 0	0- 0	0- 0				

RPI	S	Opponent	Score	RPI	S	Opponent	Score	RPI	S	Opponent	Score	RPI	S	Opponent	Score
4	A	Oregon	60 93	26	H	California	60 55	52	H	Southern California	71 68	112	H	Loyola Marymount	64 66
5	H	Stanford	48 78	29	A	Utah	64 80	74	H	Idaho St.	71 46	131	A	Colorado	69 67
17	A	Arizona St.	47 60	31	A	Oregon St.	64 86					145	H	Montana	100 51
17	H	Arizona St.	51 39	49	H	UCLA	93 98					166	N	Portland	92 70
Team's RPI: 70															
LAST 12 Division I GAMES:															
17	A	Arizona St.	47 60	26	H	California	60 55					250	A	Long Beach St.	70 43
49	H	UCLA	93 98	29	A	Utah	64 80					251	A	San Diego St.	69 60
52	H	Southern California	71 68	131	A	Colorado	69 67					265	H	Northern Ariz.	71 47
4	A	Oregon	60 93	17	H	Arizona St.	51 39					278	H	UTEP	62 40
31	A	Oregon St.	64 86	265	H	Northern Ariz.	71 47					292	H	South Carolina St.	73 32
5	H	Stanford	48 78	278	H	UTEP	62 40					324	H	Incarnate Word	84 42
												341	N	Seattle U	84 54

Non-Div I Games:

Arizona

■ Loss,
■ Non-Conf,
■ S Site,
■ H Home
■ A Away
N Neutral

NATIONAL FOOTBALL LEAGUE				THROUGH GAMES OF FEBRUARY 17, 1919						
Average RPI Win:	119	WON-LOST	WINNING	LAST 10	STRENGTH OF	OPP. STRENGTH	TEAM	ADJ.	CONF.	ADJ CONF.
Average RPI Loss:	22	RECORD	PCT. RANK	GAMES	SCHEDULE	OF SCHEDULE	RPI	RPI	RPI	RPI
DIV. I ONLY	15- 6	64	1- 0	6	18	17	17	2	2	
DIV. I NON-CONF.	9- 2	43	1- 0	59	21	26	26	2	2	
TOTALS	RPI 1-25	RPI 26-50	W-L RECORDS	RPI 51-100	RPI 101-150	RPI 150+				
15- 6	0- 4	3- 1	OVERALL	4- 1	2- 0	6- 0				
8- 3	0- 2	1- 1	HOME	2- 0	1- 0	4- 0				
5- 2	0- 1	2- 0	AWAY	1- 1	1- 0	1- 0				
2- 1	0- 1	0- 0	NEUTRAL	1- 0	0- 0	1- 0				
9- 2	0- 2	0- 0	NON-CONFERENCE	2- 0	1- 0	6- 0				
5- 1	0- 1	0- 0	HOME	0- 0	1- 0	4- 0				
2- 0	0- 0	0- 0	AWAY	1- 0	0- 0	1- 0				
2- 1	0- 1	0- 0	NEUTRAL	1- 0	0- 0	1- 0				
6- 4	0- 2	3- 1	CONFERENCE	2- 1	1- 0	0- 0				
3- 2	0- 1	1- 1	HOME	2- 0	0- 0	0- 0				
3- 2	0- 1	2- 0	AWAY	0- 1	1- 0	0- 0				
0- 0	0- 0	0- 0	NEUTRAL	0- 0	0- 0	0- 0				

RPI	S	Opponent	Score
2	H	Baylor	59 -65
3	N	Louisville	56 -58
4	A	Oregon	71 -77
5	H	Stanford	65 -72

RPI	S	Opponent	Score
26	H	California	62 -61
29	A	Utah	65 -63
31	A	Oregon St.	79 -76
49	H	UCLA	59 -61

RPI	S	Opponent	Score
52	H	Southern California	68 -59
59	N	Kansas St.	65 -51
70	A	Arizona	39 -51
70	H	Arizona	60 -47
73	A	Arkansas	88 -85

RPI	S	Opponent	Score
128	H	Fresno St.	68 -52
131	A	Colorado	76 -70
154	N	Southern Ill.	82 -38
157	H	Louisiana Tech	80 -44
162	H	Tulsa	70 -52
174	H	Southern U.	69 -47
220	A	Colorado St.	70 -39
324	H	Incarinate Word	81 -43

RPI	S	Opponent	Score
162	H	Tulsa	70 -52
70	H	Arizona	60 -47
52	H	Southern California	68 -59
49	H	UCLA	59 -61
31	A	Oregon St.	79 -76
4	A	Oregon	71 -77

RPI	S	Opponent	Score
26	H	California	62 -61
5	H	Stanford	65 -72
131	A	Colorado	76 -70
29	A	Utah	65 -63
70	A	Arizona	39 -51
128	H	Fresno St.	68 -52

Non-Div I Games:

Arizona St.

■ Loss, ■ Non-Conf, S Site, H Home A Away N Neutral

Average RPI Win:	350	WON-LOST	WINNING	LAST 10	STRENGTH OF	OPP. STRENGTH	TEAM	ADJ.	CONF.	ADJ CONF.
Average RPI Loss:	214	RECORD	PCT. RANK	GAMES	SCHEDULE	OF SCHEDULE	RPI	RPI	RPI	RPI
DIV. I ONLY	1- 11	346	0- 0	325	332	346	346	29	29	
DIV. I NON-CONF.	0- 3	336	0- 0	20	239	259	259	26	26	
TOTALS	RPI 1-25	RPI 26-50	W-L RECORDS	RPI 51-100	RPI 101-150	RPI 150+				
1- 11	0- 0	0- 1	OVERALL	0- 0	0- 1	1- 9				
0- 5	0- 0	0- 0	HOME	0- 0	0- 0	0- 5				
1- 6	0- 0	0- 1	AWAY	0- 0	0- 1	1- 4				
0- 0	0- 0	0- 0	NEUTRAL	0- 0	0- 0	0- 0				
0- 3	0- 0	0- 1	NON-CONFERENCE	0- 0	0- 1	0- 1				
0- 0	0- 0	0- 0	HOME	0- 0	0- 0	0- 0				
0- 3	0- 0	0- 1	AWAY	0- 0	0- 1	0- 1				
0- 0	0- 0	0- 0	NEUTRAL	0- 0	0- 0	0- 0				
1- 8	0- 0	0- 0	CONFERENCE	0- 0	0- 0	1- 8				
0- 5	0- 0	0- 0	HOME	0- 0	0- 0	0- 5				
1- 3	0- 0	0- 0	AWAY	0- 0	0- 0	1- 3				
0- 0	0- 0	0- 0	NEUTRAL	0- 0	0- 0	0- 0				

RPI 1-25			RPI 26-50			RPI 51-100			RPI 101+			Team's RPI: 346
RPI	S	Opponent	Score	RPI	S	Opponent	Score	RPI	S	Opponent	Score	
				31	A	Oregon St.	33 89					
								129	A	Minnesota	42 84	
								174	A	Southern U.	41 73	
								192	H	Prairie View	41 80	
								200	A	Grambling	57 77	
								226	H	Alabama St.	56 58	
								234	H	Texas Southern	58 59	
								263	A	Wichita St.	39 76	
								298	H	Mississippi Val.	56 62	
								303	H	Alabama A&M	52 78	
								305	A	Jackson St.	41 60	
								350	A	Alcorn	59 57	
LAST 12 Division I GAMES:												
305	A	Jackson St.	41 60	303	H	Alabama A&M	52 78					
200	A	Grambling	57 77	226	H	Alabama St.	56 58					
192	H	Prairie View	41 80	298	H	Mississippi Val.	56 62					
234	H	Texas Southern	58 59	129	A	Minnesota	42 84					
350	A	Alcorn	59 57	31	A	Oregon St.	33 89					
174	A	Southern U.	41 73	263	A	Wichita St.	39 76					

Non-Div I Games: LeMoyne-Owen 52 43 Paul Quinn 68 52 Philander Smith 48 53 Tougaloo 68 60 Ark.-Pine Bluff

Arkansas

Through Games Of Feb. 4, 2019

Average RPI Win:	182	WON-LOST	WINNING	LAST 10	STRENGTH OF	OPP. STRENGTH	TEAM	ADJ.	CONF.	ADJ CONF.
Average RPI Loss:	46	RECORD	PCT. RANK	GAMES	SCHEDULE	OF SCHEDULE	RPI	RPI	RPI	RPI
DIV. I ONLY	16- 7	72	0- 1	105	60	73	73	5	5	
DIV. I NON-CONF.	11- 3	56	0- 0	146	123	60	60	5	5	
TOTALS	RPI 1-25	RPI 26-50	W-L RECORDS	RPI 51-100	RPI 101-150	RPI 150+				
16- 7	0- 4	0- 1	OVERALL	1- 0	4- 2	11- 0				
8- 4	0- 3	0- 0	HOME	0- 0	3- 1	5- 0				
6- 2	0- 1	0- 1	AWAY	1- 0	1- 0	4- 0				
2- 1	0- 0	0- 0	NEUTRAL	0- 0	0- 1	2- 0				
11- 3	0- 2	0- 0	NON-CONFERENCE	0- 0	3- 1	8- 0				
6- 1	0- 1	0- 0	HOME	0- 0	2- 0	4- 0				
3- 1	0- 1	0- 0	AWAY	0- 0	1- 0	2- 0				
2- 1	0- 0	0- 0	NEUTRAL	0- 0	0- 1	2- 0				
5- 4	0- 2	0- 1	CONFERENCE	1- 0	1- 1	3- 0				
2- 3	0- 2	0- 0	HOME	0- 0	1- 1	1- 0				
3- 1	0- 0	0- 1	AWAY	1- 0	0- 0	2- 0				
0- 0	0- 0	0- 0	NEUTRAL	0- 0	0- 0	0- 0				

RPI 1-25				RPI 26-50				RPI 51-100				RPI 101+			
RPI	S	Opponent	Score	RPI	S	Opponent	Score	RPI	S	Opponent	Score	RPI	S	Opponent	Score
7	H	Mississippi St.	69 93	36	A	Missouri	53 71	61	A	Tennessee	80 79	101	H	Nebraska	84 80
11	A	Iowa St.	82 91									111	H	Georgia	72 80
16	H	South Carolina	79 87									113	A	UT Arlington	66 65
17	H	Arizona St.	85 88									114	H	Alabama	72 61
												123	N	Pittsburgh	54 61
												142	H	Tennessee Tech	65 42
												159	A	Abilene Christian	80 68
												162	A	Tulsa	61 59
												171	H	Vanderbilt	83 62
												178	N	Wisconsin	69 68
												185	H	Oral Roberts	74 61
												192	H	Prairie View	71 44
												201	A	Ole Miss	85 55
												208	A	Florida	83 73
												290	N	Tennessee St.	79 55
												305	H	Jackson St.	76 57
												336	H	Northwestern St.	98 53
LAST 12 Division I GAMES:															
16	H	South Carolina	79 87	36	A	Missouri	53 71								
111	H	Georgia	72 80	201	A	Ole Miss	85 55	7	H	Mississippi St.	69 93				
208	A	Florida	83 73	305	H	Jackson St.	76 57	162	A	Tulsa	61 59				
114	H	Alabama	72 61	171	H	Vanderbilt	83 62	101	H	Nebraska	84 80				

Non-Div I Games:

Arkansas

■ Loss,
■ Non-Conf,
■ S Site,
■ H Home
■ A Away
N Neutral

Average RPI Win:	237	WON-LOST	WINNING	LAST 10	STRENGTH OF	OPP. STRENGTH	TEAM	ADJ.	CONF.	ADJ CONF.
Average RPI Loss:	106	RECORD	PCT. RANK	GAMES	SCHEDULE	OF SCHEDULE	RPI	RPI	RPI	RPI
DIV. I ONLY	8- 12	231	0- 1	120	145	181	181	12	12	
DIV. I NON-CONF.	5- 6	177	0- 0	160	108	180	180	15	15	
TOTALS	RPI 1-25	RPI 26-50	W-L RECORDS	RPI 51-100	RPI 101-150	RPI 150+				
8- 12	0- 1	0- 1	OVERALL	0- 4	1- 3	7- 3				
6- 3	0- 0	0- 0	HOME	0- 0	0- 1	6- 2				
2- 9	0- 1	0- 1	AWAY	0- 4	1- 2	1- 1				
0- 0	0- 0	0- 0	NEUTRAL	0- 0	0- 0	0- 0				
5- 6	0- 1	0- 1	NON-CONFERENCE	0- 2	0- 1	5- 1				
4- 1	0- 0	0- 0	HOME	0- 0	0- 0	4- 1				
1- 5	0- 1	0- 1	AWAY	0- 2	0- 1	1- 0				
0- 0	0- 0	0- 0	NEUTRAL	0- 0	0- 0	0- 0				
3- 6	0- 0	0- 0	CONFERENCE	0- 2	1- 2	2- 2				
2- 2	0- 0	0- 0	HOME	0- 0	0- 1	2- 1				
1- 4	0- 0	0- 0	AWAY	0- 2	1- 1	0- 1				
0- 0	0- 0	0- 0	NEUTRAL	0- 0	0- 0	0- 0				

RPI 1-25				RPI 26-50				RPI 51-100				RPI 101+ Team's RPI: 181			
RPI	S	Opponent	Score	RPI	S	Opponent	Score	RPI	S	Opponent	Score	RPI	S	Opponent	Score
18	A	Texas A&M	56 97	36	A	Missouri	50 70	64	A	Belmont	55 74	108	A	South Alabama	77 64
								78	A	Little Rock	55 68	113	H	UT Arlington	73 100
								85	A	Oklahoma St.	60 62	132	A	UT Martin	91 97
								91	A	Troy	79 87	138	A	Appalachian St.	67 75
												157	H	Louisiana Tech	70 80
												162	H	Tulsa	73 60
												175	H	Texas St.	62 85
												182	A	Coastal Caro.	72 88
												212	H	Memphis	77 66
												237	H	Louisiana	87 75
												278	A	UTEP	67 66
												289	H	Murray St.	74 63
												298	H	Mississippi Val.	60 57
												310	H	La.-Monroe	64 54
LAST 12 Division I GAMES:															
78	A	Little Rock	55 68	108	A	South Alabama	77 64								
182	A	Coastal Caro.	72 88	310	H	La.-Monroe	64 54								
138	A	Appalachian St.	67 75	237	H	Louisiana	87 75								
175	H	Texas St.	62 85	36	A	Missouri	50 70								
113	H	UT Arlington	73 100	64	A	Belmont	55 74								
91	A	Troy	79 87	298	H	Mississippi Val.	60 57								

Non-Div I Games:

Arkansas St.

■ Loss,
■ Non-Conf, S Site,
■ Home
■ Away
N Neutral

Average RPI Win:	301	WON-LOST	WINNING	LAST 10	STRENGTH OF	OPP. STRENGTH	TEAM	ADJ.	CONF.	ADJ CONF.
Average RPI Loss:	171	RECORD	PCT. RANK	GAMES	SCHEDULE	OF SCHEDULE	RPI	RPI	RPI	RPI
DIV. I ONLY	7- 13	252	0- 1	303	272	296	296	18	18	
DIV. I NON-CONF.	4- 6	212	0- 0	317	326	300	300	22	22	
TOTALS	RPI 1-25	RPI 26-50	W-L RECORDS	RPI 51-100	RPI 101-150	RPI 150+				
7- 13	0- 0	0- 2	OVERALL	0- 2	0- 2	7- 7				
5- 6	0- 0	0- 1	HOME	0- 1	0- 2	5- 2				
2- 7	0- 0	0- 1	AWAY	0- 1	0- 0	2- 5				
0- 0	0- 0	0- 0	NEUTRAL	0- 0	0- 0	0- 0				
4- 6	0- 0	0- 1	NON-CONFERENCE	0- 1	0- 1	4- 3				
2- 3	0- 0	0- 0	HOME	0- 1	0- 1	2- 1				
2- 3	0- 0	0- 1	AWAY	0- 0	0- 0	2- 2				
0- 0	0- 0	0- 0	NEUTRAL	0- 0	0- 0	0- 0				
3- 7	0- 0	0- 1	CONFERENCE	0- 1	0- 1	3- 4				
3- 3	0- 0	0- 1	HOME	0- 0	0- 1	3- 1				
0- 4	0- 0	0- 0	AWAY	0- 1	0- 0	0- 3				
0- 0	0- 0	0- 0	NEUTRAL	0- 0	0- 0	0- 0				

RPI S	Opponent	Score	RPI S	Opponent	Score	RPI S	Opponent	Score	RPI S	Opponent	Score	Team's RPI: 296
48	H Bucknell	52 66	89	H Yale	51 62	127	H St. John's (NY)	49 60				
50	A TCU	38 63	100	A American	51 61	136	H Lehigh	50 73				
						168	A Boston U.	51 63				
						210	A Holy Cross	39 58				
						214	H Navy	55 52				
						232	H Colgate	58 70				
						245	A Binghamton	47 60				
						253	H Air Force	60 71				
						255	H St. Francis Brooklyn	69 57				
						264	A Columbia	49 70				
						297	A Loyola Maryland	51 70				
						297	H Loyola Maryland	69 57				
						320	H Lafayette	65 50				
						326	A Wagner	61 46				
						344	H Fairleigh Dickinson	62 40				
						351	A LIU Brooklyn	57 42				
LAST 12 Division I GAMES:												
297	A Loyola Maryland	51 70	100	A American	51 61							
232	H Colgate	58 70	48	H Bucknell	52 66							
136	H Lehigh	50 73	297	H Loyola Maryland	69 57							
210	A Holy Cross	39 58	168	A Boston U.	51 63							
214	H Navy	55 52	89	H Yale	51 62							
320	H Lafayette	65 50	326	A Wagner	61 46							

Non-Div I Games: Connecticut Col. 74 48

Army West Point

Average RPI Win:	174	WON-LOST	WINNING	LAST 10	STRENGTH OF	OPP. STRENGTH	TEAM	ADJ.	CONF.	ADJ CONF.
Average RPI Loss:	27	RECORD	PCT. RANK	GAMES	SCHEDULE	OF SCHEDULE	RPI	RPI	RPI	RPI
DIV. I ONLY	16- 5	45	1- 0	133	29	51	51	5	5	
DIV. I NON-CONF.	11- 1	13	1- 0	219	48	32	32	5	5	
TOTALS	RPI 1-25	RPI 26-50	W-L RECORDS	RPI 51-100	RPI 101-150	RPI 150+				
16- 5	1- 3	1- 1	OVERALL	0- 1	3- 0	11- 0				
7- 3	0- 2	0- 0	HOME	0- 1	2- 0	5- 0				
7- 2	0- 1	1- 1	AWAY	0- 0	1- 0	5- 0				
2- 0	1- 0	0- 0	NEUTRAL	0- 0	0- 0	1- 0				
11- 1	1- 1	1- 0	NON-CONFERENCE	0- 0	1- 0	8- 0				
6- 0	0- 0	0- 0	HOME	0- 0	1- 0	5- 0				
3- 1	0- 1	1- 0	AWAY	0- 0	0- 0	2- 0				
2- 0	1- 0	0- 0	NEUTRAL	0- 0	0- 0	1- 0				
5- 4	0- 2	0- 1	CONFERENCE	0- 1	2- 0	3- 0				
1- 3	0- 2	0- 0	HOME	0- 1	1- 0	0- 0				
4- 1	0- 0	0- 1	AWAY	0- 0	1- 0	3- 0				
0- 0	0- 0	0- 0	NEUTRAL	0- 0	0- 0	0- 0				

RPI 1-25				RPI 26-50				RPI 51-100				Team's RPI: 51	RPI 101+			
RPI	S	Opponent	Score	RPI	S	Opponent	Score	RPI	S	Opponent	Score		RPI	S	Opponent	Score
7	H	Mississippi St.	59 85	36	A	Missouri	65 74	61	H	Tennessee	69 78		111	H	Georgia	59 58
11	A	Iowa St.	64 67	39	A	New Mexico	79 76						114	A	Alabama	66 56
18	H	Texas A&M	67 69										147	H	Oklahoma	95 79
22	N	North Carolina	86 81										171	A	Vanderbilt	72 70
													182	N	Coastal Caro.	84 78
													184	H	Nicholls St.	80 59
													198	A	Elon	96 44
													200	H	Grambling	97 48
													201	A	Ole Miss	64 51
													208	A	Florida	64 56
													226	H	Alabama St.	83 50
													237	H	Louisiana	71 59
													260	H	Samford	73 46
													280	A	Saint Joseph's	81 70
LAST 12 Division I GAMES:																
39	A	New Mexico	79 76	171	A	Vanderbilt	72 70									
11	A	Iowa St.	64 67	7	H	Mississippi St.	59 85									
111	H	Georgia	59 58	114	A	Alabama	66 56									
201	A	Ole Miss	64 51	208	A	Florida	64 56									
36	A	Missouri	65 74	61	H	Tennessee	69 78									
18	H	Texas A&M	67 69	226	H	Alabama St.	83 50									

Non-Div I Games: Xavier (LA) 77 58

Auburn

■ Loss,
 ■ Non-Conf, S Site,
 ■ Home
 ■ Away
 N Neutral

Average RPI Win:	257	WON-LOST	WINNING	LAST 10	STRENGTH OF	OPP. STRENGTH	TEAM	ADJ.	CONF.	ADJ CONF.
Average RPI Loss:	199	RECORD	PCT. RANK	GAMES	SCHEDULE	OF SCHEDULE	RPI	RPI	RPI	RPI
DIV. I ONLY	8- 11	221	0- 0	328	264	282	282	22	22	
DIV. I NON-CONF.	3- 6	241	0- 0	347	262	344	344	20	20	
TOTALS	RPI 1-25	RPI 26-50	W-L RECORDS	RPI 51-100	RPI 101-150	RPI 150+				
8- 11	0- 0	0- 0	OVERALL	0- 2	2- 1	6- 8				
6- 2	0- 0	0- 0	HOME	0- 1	1- 0	5- 1				
2- 9	0- 0	0- 0	AWAY	0- 1	1- 1	1- 7				
0- 0	0- 0	0- 0	NEUTRAL	0- 0	0- 0	0- 0				
3- 6	0- 0	0- 0	NON-CONFERENCE	0- 1	0- 0	3- 5				
3- 1	0- 0	0- 0	HOME	0- 0	0- 0	3- 1				
0- 5	0- 0	0- 0	AWAY	0- 1	0- 0	0- 4				
0- 0	0- 0	0- 0	NEUTRAL	0- 0	0- 0	0- 0				
5- 5	0- 0	0- 0	CONFERENCE	0- 1	2- 1	3- 3				
3- 1	0- 0	0- 0	HOME	0- 1	1- 0	2- 0				
2- 4	0- 0	0- 0	AWAY	0- 0	1- 1	1- 3				
0- 0	0- 0	0- 0	NEUTRAL	0- 0	0- 0	0- 0				

RPI S	Opponent	Score	RPI S	Opponent	Score	RPI S	Opponent	Score	RPI S	Opponent	Score	Team's RPI: 282
						64	H Belmont	62 80	116	H Morehead St.	81 80	
						87	A Cincinnati	48 69	132	A UT Martin	65 74	
									142	A Tennessee Tech	72 65	
									171	A Vanderbilt	70 99	
									186	A Illinois St.	49 61	
									215	A Southeast Mo. St.	54 64	
									223	A Jacksonville St.	56 67	
									236	A SIUE	68 69	
									242	A Western Ill.	72 77	
									279	A Eastern Ill.	73 60	
									281	H Northern Ky.	52 48	
									290	H Tennessee St.	74 47	
									298	H Mississippi Val.	89 95	
									303	H Alabama A&M	75 58	
									322	H Eastern Ky.	100 65	
									325	H Lipscomb	70 58	
									338	A Evansville	52 56	
LAST 12 Division I GAMES:												
223	A Jacksonville St.	56 67	132	A UT Martin	65 74							
142	A Tennessee Tech	72 65	215	A Southeast Mo. St.	54 64							
64	H Belmont	62 80	116	H Morehead St.	81 80							
290	H Tennessee St.	74 47	322	H Eastern Ky.	100 65							
279	A Eastern Ill.	73 60	338	A Evansville	52 56							
236	A SIUE	68 69	303	H Alabama A&M	75 58							

Non-Div I Games: Christian Bros. 100 62 Trevecca Nazarene 90 78

Austin Peay

Loss, Non-Conf, S Site, H Home A Away N Neutral

BYU										
Average RPI Win:	159	WON-LOST	WINNING	LAST 10	STRENGTH OF	OPP. STRENGTH	TEAM	ADJ.	CONF.	ADJ CONF.
Average RPI Loss:	112	RECORD	PCT. RANK	GAMES	SCHEDULE	OF SCHEDULE	RPI	RPI	RPI	RPI
DIV. I ONLY	17- 5	37	0- 1	80	109	31	31	8	8	
DIV. I NON-CONF.	8- 3	72	0- 0	123	171	64	64	7	7	

TOTALS	RPI 1-25	RPI 26-50	W-L RECORDS	RPI 51-100	RPI 101-150	RPI 150+				
17- 5	1- 0	1- 2	OVERALL	2- 0	3- 2	10- 1				
8- 1	1- 0	0- 1	HOME	0- 0	3- 0	4- 0				
7- 4	0- 0	0- 1	AWAY	2- 0	0- 2	5- 1				
2- 0	0- 0	1- 0	NEUTRAL	0- 0	0- 0	1- 0				
8- 3	0- 0	1- 2	NON-CONFERENCE	0- 0	1- 0	6- 1				
4- 1	0- 0	0- 1	HOME	0- 0	1- 0	3- 0				
2- 2	0- 0	0- 1	AWAY	0- 0	0- 0	2- 1				
2- 0	0- 0	1- 0	NEUTRAL	0- 0	0- 0	1- 0				
9- 2	1- 0	0- 0	CONFERENCE	2- 0	2- 2	4- 0				
4- 0	1- 0	0- 0	HOME	0- 0	2- 0	1- 0				
5- 2	0- 0	0- 0	AWAY	2- 0	0- 2	3- 0				
0- 0	0- 0	0- 0	NEUTRAL	0- 0	0- 0	0- 0				

RPI 1-25				RPI 26-50				Team's RPI: 31				RPI 51-100				RPI 101+			
RPI	S	Opponent	Score	RPI	S	Opponent	Score	RPI	S	Opponent	Score	RPI	S	Opponent	Score	RPI	S	Opponent	Score
12	H	Gonzaga	70 68	26	H	California	52 70	53	A	Saint Mary's (CA)	74 73	109	H	Northern Colo.	70 50				
				29	A	Utah	67 78	80	A	Pacific	77 74	112	A	Loyola Marymount	58 61				
				50	N	TCU	61 58					112	H	Loyola Marymount	55 44				
												137	A	Pepperdine	65 79				
												137	H	Pepperdine	83 58				
												166	H	Portland	79 71				
												170	H	UC Riverside	72 70				
												172	A	Santa Clara	54 44				
												195	A	Utah St.	62 57				
												197	H	Eastern Wash.	80 65				
												220	H	Colorado St.	51 42				
												224	A	San Francisco	67 59				
												254	A	San Diego	65 56				
												258	A	Southern Utah	64 67				
												268	A	Utah Valley	77 51				
												287	N	California Baptist	76 69				
LAST 12 Division I GAMES:																			
				137	A	Pepperdine	65 79	80	A	Pacific	77 74								
				112	A	Loyola Marymount	58 61	112	H	Loyola Marymount	55 44								
				254	A	San Diego	65 56	137	H	Pepperdine	83 58								
				166	H	Portland	79 71	224	A	San Francisco	67 59								
				12	H	Gonzaga	70 68	172	A	Santa Clara	54 44								
				53	A	Saint Mary's (CA)	74 73	109	H	Northern Colo.	70 50								

Non-Div I Games:

BYU

■ Loss,
 ■ Non-Conf,
 S Site,
 ■ Home
 ■ Away
 N Neutral

Average RPI Win:	176	WON-LOST	WINNING	LAST 10	STRENGTH OF	OPP. STRENGTH	TEAM	ADJ.	CONF.	ADJ CONF.
Average RPI Loss:	86	RECORD	PCT. RANK	GAMES	SCHEDULE	OF SCHEDULE	RPI	RPI	RPI	RPI
DIV. I ONLY	6- 13	269	0- 1	48	79	180	180	7	7	
DIV. I NON-CONF.	4- 7	228	0- 1	121	29	208	208	8	8	
TOTALS	RPI 1-25	RPI 26-50	W-L RECORDS	RPI 51-100	RPI 101-150	RPI 150+				
6- 13	0- 1	0- 4	OVERALL	2- 5	1- 1	3- 2				
5- 4	0- 0	0- 2	HOME	2- 0	0- 0	3- 2				
1- 6	0- 1	0- 2	AWAY	0- 3	1- 0	0- 0				
0- 3	0- 0	0- 0	NEUTRAL	0- 2	0- 1	0- 0				
4- 7	0- 0	0- 2	NON-CONFERENCE	1- 3	1- 1	2- 1				
3- 2	0- 0	0- 1	HOME	1- 0	0- 0	2- 1				
1- 2	0- 0	0- 1	AWAY	0- 1	1- 0	0- 0				
0- 3	0- 0	0- 0	NEUTRAL	0- 2	0- 1	0- 0				
2- 6	0- 1	0- 2	CONFERENCE	1- 2	0- 0	1- 1				
2- 2	0- 0	0- 1	HOME	1- 0	0- 0	1- 1				
0- 4	0- 1	0- 1	AWAY	0- 2	0- 0	0- 0				
0- 0	0- 0	0- 0	NEUTRAL	0- 0	0- 0	0- 0				

RPI 1-25				RPI 26-50				RPI 51-100				RPI 101+ Team's RPI: 180			
RPI	S	Opponent	Score	RPI	S	Opponent	Score	RPI	S	Opponent	Score	RPI	S	Opponent	Score
25	A	Buffalo	65 77	40	A	Ohio	62 94	55	A	Miami (OH)	57 60	117	A	Western Ky.	86 83
				40	H	Ohio	75 90	62	N	Quinnipiac	66 69	139	N	Fordham	70 78
				44	H	Purdue	38 80	66	A	Missouri St.	54 74	171	H	Vanderbilt	43 60
				45	A	Butler	47 64	71	N	Duke	62 79	218	H	Bowling Green	77 70
								75	H	Kent St.	48 44	269	H	Cleveland St.	67 62
								82	A	Toledo	58 65	284	H	Western Mich.	62 65
								87	H	Cincinnati	75 63	290	H	Tennessee St.	90 51
LAST 12 Division I GAMES:															
62	N	Quinnipiac	66 69	25	A	Buffalo	65 77								
71	N	Duke	62 79	40	H	Ohio	75 90								
40	A	Ohio	62 94	218	H	Bowling Green	77 70								
284	H	Western Mich.	62 65	82	A	Toledo	58 65								
75	H	Kent St.	48 44	290	H	Tennessee St.	90 51								
55	A	Miami (OH)	57 60	117	A	Western Ky.	86 83								

Non-Div I Games: Urbana 99 62

Ball St.

■ Loss,
 ■ Non-Conf,
 ■ S Site,
 ■ H Home
 ■ A Away
 N Neutral

Through Games of Feb. 17, 1919										
Average RPI Win:	94	WON-LOST	WINNING	LAST 10	STRENGTH OF	OPP. STRENGTH	TEAM	ADJ.	CONF.	ADJ CONF.
Average RPI Loss:	5	RECORD	PCT. RANK	GAMES	SCHEDULE	OF SCHEDULE	RPI	RPI	RPI	RPI
DIV. I ONLY	20- 1	4	1- 0	5	11	2	2	3	3	
DIV. I NON-CONF.	10- 1	17	0- 0	15	14	4	4	3	3	
TOTALS	RPI 1-25	RPI 26-50	W-L RECORDS	RPI 51-100	RPI 101-150	RPI 150+				
20- 1	4- 1	3- 0	OVERALL	5- 0	4- 0	4- 0				
10- 0	2- 0	0- 0	HOME	2- 0	2- 0	4- 0				
8- 1	2- 1	2- 0	AWAY	2- 0	2- 0	0- 0				
2- 0	0- 0	1- 0	NEUTRAL	1- 0	0- 0	0- 0				
10- 1	3- 1	1- 0	NON-CONFERENCE	1- 0	1- 0	4- 0				
6- 0	1- 0	0- 0	HOME	0- 0	1- 0	4- 0				
2- 1	2- 1	0- 0	AWAY	0- 0	0- 0	0- 0				
2- 0	0- 0	1- 0	NEUTRAL	1- 0	0- 0	0- 0				
10- 0	1- 0	2- 0	CONFERENCE	4- 0	3- 0	0- 0				
4- 0	1- 0	0- 0	HOME	2- 0	1- 0	0- 0				
6- 0	0- 0	2- 0	AWAY	2- 0	2- 0	0- 0				
0- 0	0- 0	0- 0	NEUTRAL	0- 0	0- 0	0- 0				

RPI	S	Opponent	Score	RPI	S	Opponent	Score	RPI	S	Opponent	Score	RPI	S	Opponent	Score
5	A	Stanford	63 68	28	N	South Dakota St.	72 66	59	H	Kansas St.	65 50	116	H	Morehead St.	96 58
6	H	UConn	68 57	30	A	Texas	74 68	65	H	West Virginia	79 47	143	A	Texas Tech	73 56
11	H	Iowa St.	84 69	50	A	TCU	79 55	85	A	Oklahoma St.	66 58	143	H	Texas Tech	96 37
16	A	South Carolina	94 69					92	N	Georgetown	67 46	147	A	Oklahoma	74 53
17	A	Arizona St.	65 59					95	A	Kansas	94 68	174	H	Southern U.	94 49
												184	H	Nicholls St.	100 39
												206	H	Saint Francis (PA)	116 58
												209	H	UTRGV	98 37
LAST 12 Division I GAMES:															
30	A	Texas	74 68	95	A	Kansas	94 68								
143	H	Texas Tech	96 37	50	A	TCU	79 55								
85	A	Oklahoma St.	66 58	59	H	Kansas St.	65 50								
147	A	Oklahoma	74 53	143	A	Texas Tech	73 56								
11	H	Iowa St.	84 69	6	H	UConn	68 57								
65	H	West Virginia	79 47	209	H	UTRGV	98 37								

Non-Div I Games:

Baylor

Average RPI Win:	207	WON-LOST	WINNING	LAST 10	STRENGTH OF	OPP. STRENGTH	TEAM	ADJ.	CONF.	ADJ CONF.
Average RPI Loss:	68	RECORD	PCT. RANK	GAMES	SCHEDULE	OF SCHEDULE	RPI	RPI	RPI	RPI
DIV. I ONLY	16- 5	45	1- 0	134	162	64	64	22	22	
DIV. I NON-CONF.	7- 4	109	0- 0	61	46	43	43	20	20	
TOTALS	RPI 1-25	RPI 26-50	W-L RECORDS	RPI 51-100	RPI 101-150	RPI 150+				
16- 5	0- 1	0- 1	OVERALL	2- 2	3- 1	11- 0				
9- 2	0- 0	0- 0	HOME	0- 1	2- 1	7- 0				
7- 3	0- 1	0- 1	AWAY	2- 1	1- 0	4- 0				
0- 0	0- 0	0- 0	NEUTRAL	0- 0	0- 0	0- 0				
7- 4	0- 1	0- 1	NON-CONFERENCE	2- 2	1- 0	4- 0				
3- 1	0- 0	0- 0	HOME	0- 1	0- 0	3- 0				
4- 3	0- 1	0- 1	AWAY	2- 1	1- 0	1- 0				
0- 0	0- 0	0- 0	NEUTRAL	0- 0	0- 0	0- 0				
9- 1	0- 0	0- 0	CONFERENCE	0- 0	2- 1	7- 0				
6- 1	0- 0	0- 0	HOME	0- 0	2- 1	4- 0				
3- 0	0- 0	0- 0	AWAY	0- 0	0- 0	3- 0				
0- 0	0- 0	0- 0	NEUTRAL	0- 0	0- 0	0- 0				

RPI 1-25				RPI 26-50				RPI 51-100				RPI 101+			
RPI	S	Opponent	Score	RPI	S	Opponent	Score	RPI	S	Opponent	Score	RPI	S	Opponent	Score
9	A	NC State	62 77	47	A	Clemson	62 65	58	A	Middle Tenn.	45 38	116	H	Morehead St.	77 50
								61	A	Tennessee	76 84	130	A	Chattanooga	67 51
								82	H	Toledo	69 78	132	H	UT Martin	100 86
								83	A	Wright St.	79 63	142	H	Tennessee Tech	72 77
												162	H	Tulsa	78 53
												181	H	Arkansas St.	74 55
												215	H	Southeast Mo. St.	91 57
												223	A	Jacksonville St.	64 41
												223	H	Jacksonville St.	66 52
												281	A	Northern Ky.	71 53
												282	A	Austin Peay	80 62
												289	A	Murray St.	65 58
												290	H	Tennessee St.	80 46
												322	H	Eastern Ky.	69 43
												325	H	Lipscomb	83 43
LAST 12 Division I GAMES:															
132	H	UT Martin	100 86	322	H	Eastern Ky.	69 43								
215	H	Southeast Mo. St.	91 57	116	H	Morehead St.	77 50								
282	A	Austin Peay	80 62	142	H	Tennessee Tech	72 77								
289	A	Murray St.	65 58	223	H	Jacksonville St.	66 52								
290	H	Tennessee St.	80 46	61	A	Tennessee	76 84								
223	A	Jacksonville St.	64 41	181	H	Arkansas St.	74 55								

Non-Div I Games:

Belmont

■ Loss,
■ Non-Conf, S Site,
■ Home
■ Away
N Neutral

Bethune-Cookman

Through Games Of Feb. 4, 2019

Average RPI Win:	299	WON-LOST	WINNING	LAST 10	STRENGTH OF	OPP. STRENGTH	TEAM	ADJ.	CONF.	ADJ CONF.
Average RPI Loss:	205	RECORD	PCT. RANK	GAMES	SCHEDULE	OF SCHEDULE	RPI	RPI	RPI	RPI
DIV. I ONLY	10- 9	148	0- 1	348	313	267	267	32	32	
DIV. I NON-CONF.	5- 5	162	0- 0	342	195	249	249	32	32	
TOTALS	RPI 1-25	RPI 26-50	W-L RECORDS	RPI 51-100	RPI 101-150	RPI 150+				
10- 9	0- 0	0- 0	OVERALL	0- 0	0- 0	10- 9				
5- 2	0- 0	0- 0	HOME	0- 0	0- 0	5- 2				
4- 7	0- 0	0- 0	AWAY	0- 0	0- 0	4- 7				
1- 0	0- 0	0- 0	NEUTRAL	0- 0	0- 0	1- 0				
5- 5	0- 0	0- 0	NON-CONFERENCE	0- 0	0- 0	5- 5				
3- 0	0- 0	0- 0	HOME	0- 0	0- 0	3- 0				
1- 5	0- 0	0- 0	AWAY	0- 0	0- 0	1- 5				
1- 0	0- 0	0- 0	NEUTRAL	0- 0	0- 0	1- 0				
5- 4	0- 0	0- 0	CONFERENCE	0- 0	0- 0	5- 4				
2- 2	0- 0	0- 0	HOME	0- 0	0- 0	2- 2				
3- 2	0- 0	0- 0	AWAY	0- 0	0- 0	3- 2				
0- 0	0- 0	0- 0	NEUTRAL	0- 0	0- 0	0- 0				

RPI 1-25			RPI 26-50			RPI 51-100			RPI 101+ Team's RPI: 267		
RPI	S	Opponent	Score	RPI	S	Opponent	Score	RPI	S	Opponent	Score
								152	A	Georgia St.	57 62
								153	A	South Fla.	39 88
								158	A	Charlotte	69 73
								179	H	UMES	52 64
								208	A	Florida	53 64
								217	A	Jacksonville	58 56
								221	A	Howard	40 61
								229	H	Liberty	81 76
								233	H	N.C. A&T	48 72
								266	A	Norfolk St.	50 57
								277	A	Ga. Southern	76 77
								285	H	North Florida	76 60
								295	N	Kennesaw St.	64 61
								301	A	Morgan St.	73 69
								315	A	Coppin St.	71 65
								316	H	FIU	68 57
								342	A	N.C. Central	67 50
								342	H	N.C. Central	72 54
								347	H	Delaware St.	67 55
LAST 12 Division I GAMES:											
233	H	N.C. A&T	48 72	266	A	Norfolk St.	50 57				
342	H	N.C. Central	72 54	221	A	Howard	40 61				
315	A	Coppin St.	71 65	342	A	N.C. Central	67 50				
301	A	Morgan St.	73 69	158	A	Charlotte	69 73				
179	H	UMES	52 64	152	A	Georgia St.	57 62				
347	H	Delaware St.	67 55	295	N	Kennesaw St.	64 61				

Non-Div I Games: Flagler 74 59 Edward Waters 73 46

Bethune-Cookman

■ Loss,
 ■ Non-Conf, S Site,
 ■ Home
 ■ Away
 N Neutral

Binghamton

Through Games Of Feb. 4, 2019

Average RPI Win:	275	WON-LOST	WINNING	LAST 10	STRENGTH OF	OPP. STRENGTH	TEAM	ADJ.	CONF.	ADJ CONF.
Average RPI Loss:	165	RECORD	PCT. RANK	GAMES	SCHEDULE	OF SCHEDULE	RPI	RPI	RPI	RPI
DIV. I ONLY	7- 13	252	0- 1	162	280	245	245	23	23	
DIV. I NON-CONF.	3- 8	267	0- 0	82	275	237	237	25	25	
TOTALS	RPI 1-25	RPI 26-50	W-L RECORDS	RPI 51-100	RPI 101-150	RPI 150+				
7- 13	0- 2	0- 1	OVERALL	1- 1	0- 1	6- 8				
5- 5	0- 0	0- 0	HOME	1- 0	0- 1	4- 4				
2- 8	0- 2	0- 1	AWAY	0- 1	0- 0	2- 4				
0- 0	0- 0	0- 0	NEUTRAL	0- 0	0- 0	0- 0				
3- 8	0- 2	0- 1	NON-CONFERENCE	0- 0	0- 1	3- 4				
3- 2	0- 0	0- 0	HOME	0- 0	0- 1	3- 1				
0- 6	0- 2	0- 1	AWAY	0- 0	0- 0	0- 3				
0- 0	0- 0	0- 0	NEUTRAL	0- 0	0- 0	0- 0				
4- 5	0- 0	0- 0	CONFERENCE	1- 1	0- 0	3- 4				
2- 3	0- 0	0- 0	HOME	1- 0	0- 0	1- 3				
2- 2	0- 0	0- 0	AWAY	0- 1	0- 0	2- 1				
0- 0	0- 0	0- 0	NEUTRAL	0- 0	0- 0	0- 0				

RPI 1-25				RPI 26-50				RPI 51-100				RPI 101+ Team's RPI: 245			
RPI	S	Opponent	Score	RPI	S	Opponent	Score	RPI	S	Opponent	Score	RPI	S	Opponent	Score
1	A	Notre Dame	53 103	40	A	Ohio	49 86	76	A	Maine	66 95	136	H	Lehigh	55 65
8	A	Marquette	40 93					97	H	Hartford	73 62	165	H	Stony Brook	56 65
												194	H	Rider	57 62
												225	A	Dartmouth	39 63
												230	A	Niagara	72 79
												239	A	Albany (NY)	56 61
												239	H	Albany (NY)	62 71
												248	H	Cornell	72 61
												273	H	Vermont	57 58
												296	H	Army West Point	60 47
												302	H	UMBC	67 45
												307	A	UMass Lowell	70 50
												320	A	Lafayette	50 59
												328	A	New Hampshire	71 62
												344	H	Fairleigh Dickinson	73 54
LAST 12 Division I GAMES:															
239	H	Albany (NY)	62 71	165	H	Stony Brook	56 65								
97	H	Hartford	73 62	328	A	New Hampshire	71 62								
76	A	Maine	66 95	239	A	Albany (NY)	56 61								
307	A	UMass Lowell	70 50	225	A	Dartmouth	39 63								
273	H	Vermont	57 58	8	A	Marquette	40 93								
302	H	UMBC	67 45	1	A	Notre Dame	53 103								

Non-Div I Games: Charleston (WV) 69 62 Caldwell 73 54

Binghamton

Loss, Non-Conf, S Site, H Home A Away N Neutral

Average RPI Win:	189	WON-LOST	WINNING	LAST 10	STRENGTH OF	OPP. STRENGTH	TEAM	ADJ.	CONF.	ADJ CONF.
Average RPI Loss:	58	RECORD	PCT. RANK	GAMES	SCHEDULE	OF SCHEDULE	RPI	RPI	RPI	RPI
DIV. I ONLY	15- 3	21	1- 0	232	62	60	60	15	15	
DIV. I NON-CONF.	7- 2	58	1- 0	202	9	68	68	13	13	
TOTALS	RPI 1-25	RPI 26-50	W-L RECORDS	RPI 51-100	RPI 101-150	RPI 150+				
15- 3	0- 1	1- 1	OVERALL	2- 0	3- 1	9- 0				
8- 1	0- 1	1- 0	HOME	0- 0	1- 0	6- 0				
4- 2	0- 0	0- 1	AWAY	0- 0	2- 1	2- 0				
3- 0	0- 0	0- 0	NEUTRAL	2- 0	0- 0	1- 0				
7- 2	0- 1	0- 0	NON-CONFERENCE	2- 0	2- 1	3- 0				
3- 1	0- 1	0- 0	HOME	0- 0	1- 0	2- 0				
1- 1	0- 0	0- 0	AWAY	0- 0	1- 1	0- 0				
3- 0	0- 0	0- 0	NEUTRAL	2- 0	0- 0	1- 0				
8- 1	0- 0	1- 1	CONFERENCE	0- 0	1- 0	6- 0				
5- 0	0- 0	1- 0	HOME	0- 0	0- 0	4- 0				
3- 1	0- 0	0- 1	AWAY	0- 0	1- 0	2- 0				
0- 0	0- 0	0- 0	NEUTRAL	0- 0	0- 0	0- 0				

RPI 1-25				RPI 26-50				RPI 51-100 Team's RPI: 60				RPI 101+			
RPI	S	Opponent	Score	RPI	S	Opponent	Score	RPI	S	Opponent	Score	RPI	S	Opponent	Score
3	H	Louisville	55 74	46	A	Wyoming	52 64	93	N	UNI	61 60	124	A	Washington St.	71 95
				46	H	Wyoming	72 64	96	N	Idaho	91 85	128	A	Fresno St.	72 60
												135	A	Washington	73 69
												144	H	CSUN	74 63
												197	H	Eastern Wash.	67 55
												206	N	Saint Francis (PA)	78 64
												220	H	Colorado St.	70 57
												243	A	Nevada	75 74
												243	H	Nevada	80 65
												251	A	San Diego St.	69 66
												253	H	Air Force	79 48
												258	H	Southern Utah	88 53
												327	H	San Jose St.	99 68
LAST 12 Division I GAMES:															
135	A	Washington	73 69	243	A	Nevada	75 74								
243	H	Nevada	80 65	327	H	San Jose St.	99 68								
220	H	Colorado St.	70 57	251	A	San Diego St.	69 66								
46	A	Wyoming	52 64	46	H	Wyoming	72 64								
253	H	Air Force	79 48	258	H	Southern Utah	88 53								
128	A	Fresno St.	72 60	206	N	Saint Francis (PA)	78 64								

Non-Div I Games: Southern Ore. 91 46 Northwest Chrst. 93 26

Boise St.

■ Loss,
 ■ Non-Conf, S Site,
 ■ Home
 ■ Away
 N Neutral

Average RPI Win:	201	WON-LOST	WINNING	LAST 10	STRENGTH OF	OPP. STRENGTH	TEAM	ADJ.	CONF.	ADJ CONF.
Average RPI Loss:	49	RECORD	PCT. RANK	GAMES	SCHEDULE	OF SCHEDULE	RPI	RPI	RPI	RPI
DIV. I ONLY	14- 8	97	1- 0	79	81	102	102	1	1	
DIV. I NON-CONF.	11- 2	31	1- 0	244	288	106	106	1	1	
TOTALS	RPI 1-25	RPI 26-50	W-L RECORDS	RPI 51-100	RPI 101-150	RPI 150+				
14- 8	0- 3	0- 2	OVERALL	3- 1	1- 2	10- 0				
8- 6	0- 2	0- 1	HOME	1- 1	0- 2	7- 0				
4- 2	0- 1	0- 1	AWAY	2- 0	1- 0	1- 0				
2- 0	0- 0	0- 0	NEUTRAL	0- 0	0- 0	2- 0				
11- 2	0- 0	0- 0	NON-CONFERENCE	1- 0	0- 2	10- 0				
7- 2	0- 0	0- 0	HOME	0- 0	0- 2	7- 0				
2- 0	0- 0	0- 0	AWAY	1- 0	0- 0	1- 0				
2- 0	0- 0	0- 0	NEUTRAL	0- 0	0- 0	2- 0				
3- 6	0- 3	0- 2	CONFERENCE	2- 1	1- 0	0- 0				
1- 4	0- 2	0- 1	HOME	1- 1	0- 0	0- 0				
2- 2	0- 1	0- 1	AWAY	1- 0	1- 0	0- 0				
0- 0	0- 0	0- 0	NEUTRAL	0- 0	0- 0	0- 0				

RPI 1-25				RPI 26-50				RPI 51-100				RPI 101+ Team's RPI: 102			
RPI	S	Opponent	Score	RPI	S	Opponent	Score	RPI	S	Opponent	Score	RPI	S	Opponent	Score
1	A	Notre Dame	63 92	27	A	Miami (FL)	73 76	56	H	Virginia Tech	86 95	103	H	Providence	57 61
9	H	NC State	69 85	41	H	Georgia Tech	76 81	71	H	Duke	92 90	123	A	Pittsburgh	59 55
23	H	Florida St.	71 91					94	A	Houston	64 57	129	H	Minnesota	69 77
								98	A	Wake Forest	65 64	168	H	Boston U.	78 51
												194	N	Rider	112 61
												199	A	Rhode Island	88 64
												210	H	Holy Cross	89 63
												225	H	Dartmouth	99 68
												249	H	Campbell	76 56
												264	H	Columbia	74 60
												297	N	Loyola Maryland	73 47
												300	H	Bryant	83 46
												319	H	Saint Peter's	89 57
LAST 12 Division I GAMES:															
194	N	Rider	112 61	123	A	Pittsburgh	59 55								
56	H	Virginia Tech	86 95	98	A	Wake Forest	65 64								
71	H	Duke	92 90	9	H	NC State	69 85								
27	A	Miami (FL)	73 76	41	H	Georgia Tech	76 81								
1	A	Notre Dame	63 92	225	H	Dartmouth	99 68								
23	H	Florida St.	71 91	249	H	Campbell	76 56								

Non-Div I Games:

Boston College

■ Loss,
 ■ Non-Conf,
 ■ S Site,
 ■ H Home
 ■ A Away
 N Neutral

Average RPI Win: 234	WON-LOST	WINNING	LAST 10	STRENGTH OF	OPP. STRENGTH	TEAM	ADJ.	CONF.	ADJ CONF.
Average RPI Loss: 143	RECORD	PCT. RANK	GAMES	SCHEDULE	OF SCHEDULE	RPI	RPI	RPI	RPI
DIV. I ONLY	10- 10	161	0- 1	155	245	168	168	18	18
DIV. I NON-CONF.	4- 6	212	0- 0	197	245	222	222	22	22
TOTALS	RPI 1-25	RPI 26-50	W-L RECORDS	RPI 51-100	RPI 101-150	RPI 150+			
10- 10	0- 0	1- 1	OVERALL	0- 3	1- 2	8- 4			
6- 3	0- 0	0- 1	HOME	0- 1	1- 0	5- 1			
4- 7	0- 0	1- 0	AWAY	0- 2	0- 2	3- 3			
0- 0	0- 0	0- 0	NEUTRAL	0- 0	0- 0	0- 0			
4- 6	0- 0	0- 0	NON-CONFERENCE	0- 2	0- 2	4- 2			
4- 0	0- 0	0- 0	HOME	0- 0	0- 0	4- 0			
0- 6	0- 0	0- 0	AWAY	0- 2	0- 2	0- 2			
0- 0	0- 0	0- 0	NEUTRAL	0- 0	0- 0	0- 0			
6- 4	0- 0	1- 1	CONFERENCE	0- 1	1- 0	4- 2			
2- 3	0- 0	0- 1	HOME	0- 1	1- 0	1- 1			
4- 1	0- 0	1- 0	AWAY	0- 0	0- 0	3- 1			
0- 0	0- 0	0- 0	NEUTRAL	0- 0	0- 0	0- 0			

RPI S	Opponent	Score	RPI S	Opponent	Score	RPI S	Opponent	Score	RPI S	Opponent	Score	Team's RPI: 168
48	A Bucknell	70 62	48	H Bucknell	58 62	68	A Harvard	47 67	102	A Boston College	51 78	
						84	A Northeastern	51 81	136	H Lehigh	58 45	
						100	H American	51 64	150	A Marist	57 68	
									163	H Delaware	72 61	
									207	A Massachusetts	55 66	
									210	A Holy Cross	69 75	
									214	A Navy	49 35	
									225	A Dartmouth	44 64	
									232	H Colgate	72 81	
									241	H Brown	72 51	
									296	H Army West Point	63 51	
									297	A Loyola Maryland	64 62	
									300	H Bryant	67 65	
									320	A Lafayette	47 44	
									328	H New Hampshire	60 39	
LAST 12 Division I GAMES:												
48	H Bucknell	58 62	136	H Lehigh	58 45							
320	A Lafayette	47 44	297	A Loyola Maryland	64 62							
214	A Navy	49 35	48	A Bucknell	70 62							
100	H American	51 64	296	H Army West Point	63 51							
210	A Holy Cross	69 75	68	A Harvard	47 67							
232	H Colgate	72 81	102	A Boston College	51 78							

Non-Div I Games:

Boston U.

Bowling Green

Through Games Of Feb. 4, 2019

Average RPI Win:	262	WON-LOST	WINNING	LAST 10	STRENGTH OF	OPP. STRENGTH	TEAM	ADJ.	CONF.	ADJ CONF.
Average RPI Loss:	136	RECORD	PCT. RANK	GAMES	SCHEDULE	OF SCHEDULE	RPI	RPI	RPI	RPI
DIV. I ONLY	6- 12	259	0- 1	118	260	218	218	7	7	
DIV. I NON-CONF.	6- 4	125	0- 0	176	333	134	134	8	8	
TOTALS	RPI 1-25	RPI 26-50	W-L RECORDS	RPI 51-100	RPI 101-150	RPI 150+				
6- 12	0- 1	0- 1	OVERALL	0- 3	0- 1	6- 6				
4- 4	0- 0	0- 1	HOME	0- 2	0- 0	4- 1				
2- 7	0- 1	0- 0	AWAY	0- 1	0- 1	2- 4				
0- 1	0- 0	0- 0	NEUTRAL	0- 0	0- 0	0- 1				
6- 4	0- 1	0- 0	NON-CONFERENCE	0- 0	0- 0	6- 3				
4- 0	0- 0	0- 0	HOME	0- 0	0- 0	4- 0				
2- 3	0- 1	0- 0	AWAY	0- 0	0- 0	2- 2				
0- 1	0- 0	0- 0	NEUTRAL	0- 0	0- 0	0- 1				
0- 8	0- 0	0- 1	CONFERENCE	0- 3	0- 1	0- 3				
0- 4	0- 0	0- 1	HOME	0- 2	0- 0	0- 1				
0- 4	0- 0	0- 0	AWAY	0- 1	0- 1	0- 2				
0- 0	0- 0	0- 0	NEUTRAL	0- 0	0- 0	0- 0				

RPI 1-25				RPI 26-50				RPI 51-100				RPI 101+ Team's RPI: 218			
RPI	S	Opponent	Score	RPI	S	Opponent	Score	RPI	S	Opponent	Score	RPI	S	Opponent	Score
24	A	Michigan St.	69 99	40	H	Ohio	79 82	82	A	Toledo	56 76	146	A	Akron	71 74
								82	H	Toledo	65 79	155	N	Mercer	63 76
								99	H	Northern Ill.	52 66	169	A	Xavier	49 65
												180	A	Ball St.	70 77
												182	A	Coastal Caro.	80 81
												191	A	Eastern Mich.	74 81
												213	H	Robert Morris	61 60
												227	H	Loyola Chicago	88 74
												231	H	Marshall	99 76
												275	A	Canisius	74 53
												284	H	Western Mich.	82 84
												294	A	Valparaiso	79 72
												330	H	Detroit Mercy	79 73
LAST 12 Division I GAMES:															
82	A	Toledo	56 76	180	A	Ball St.	70 77								
40	H	Ohio	79 82	284	H	Western Mich.	82 84								
191	A	Eastern Mich.	74 81	294	A	Valparaiso	79 72								
82	H	Toledo	65 79	330	H	Detroit Mercy	79 73								
99	H	Northern Ill.	52 66	275	A	Canisius	74 53								
146	A	Akron	71 74	169	A	Xavier	49 65								

Non-Div I Games: Davis & Elkins 63 28

Bowling Green

■ Loss,
 ■ Non-Conf,
 ■ S Site,
 ■ H Home
 ■ A Away
 N Neutral

Average RPI Win:	250	WON-LOST	WINNING	LAST 10	STRENGTH OF	OPP. STRENGTH	TEAM	ADJ.	CONF.	ADJ CONF.
Average RPI Loss:	103	RECORD	PCT. RANK	GAMES	SCHEDULE	OF SCHEDULE	RPI	RPI	RPI	RPI
DIV. I ONLY	14- 5	59	1- 0	317	164	156	156	13	13	
DIV. I NON-CONF.	9- 1	29	1- 0	346	197	141	141	14	14	
TOTALS	RPI 1-25	RPI 26-50	W-L RECORDS	RPI 51-100	RPI 101-150	RPI 150+				
14- 5	0- 1	0- 1	OVERALL	0- 2	0- 0	14- 1				
6- 3	0- 1	0- 0	HOME	0- 2	0- 0	6- 0				
7- 2	0- 0	0- 1	AWAY	0- 0	0- 0	7- 1				
1- 0	0- 0	0- 0	NEUTRAL	0- 0	0- 0	1- 0				
9- 1	0- 0	0- 1	NON-CONFERENCE	0- 0	0- 0	9- 0				
5- 0	0- 0	0- 0	HOME	0- 0	0- 0	5- 0				
3- 1	0- 0	0- 1	AWAY	0- 0	0- 0	3- 0				
1- 0	0- 0	0- 0	NEUTRAL	0- 0	0- 0	1- 0				
5- 4	0- 1	0- 0	CONFERENCE	0- 2	0- 0	5- 1				
1- 3	0- 1	0- 0	HOME	0- 2	0- 0	1- 0				
4- 1	0- 0	0- 0	AWAY	0- 0	0- 0	4- 1				
0- 0	0- 0	0- 0	NEUTRAL	0- 0	0- 0	0- 0				

RPI 1-25				RPI 26-50				RPI 51-100				RPI 101+ Team's RPI: 156			
RPI	S	Opponent	Score	RPI	S	Opponent	Score	RPI	S	Opponent	Score	RPI	S	Opponent	Score
19	H	Drake	63 92	44	A	Purdue	61 74	66	H	Missouri St.	56 68	154	H	Southern Ill.	58 53
								93	H	UNI	78 81	163	N	Delaware	59 47
												173	A	Indiana St.	61 45
												186	A	Illinois St.	79 68
												215	H	Southeast Mo. St.	85 79
												227	A	Loyola Chicago	69 56
												242	H	Western Ill.	82 68
												269	A	Cleveland St.	67 65
												279	H	Eastern Ill.	67 64
												288	A	Fla. Atlantic	80 59
												294	A	Valparaiso	73 76
												304	H	Oakland	73 64
												321	A	Omaha	80 60
												338	A	Evansville	75 68
												345	H	Chicago St.	89 59
LAST 12 Division I GAMES:															
288	A	Fla. Atlantic	80 59	173	A	Indiana St.	61 45								
227	A	Loyola Chicago	69 56	338	A	Evansville	75 68								
294	A	Valparaiso	73 76	93	H	UNI	78 81								
186	A	Illinois St.	79 68	19	H	Drake	63 92								
154	H	Southern Ill.	58 53	345	H	Chicago St.	89 59								
66	H	Missouri St.	56 68	44	A	Purdue	61 74								

Non-Div I Games: Rockhurst 83 40

Bradley

■ Loss,
 ■ Non-Conf, S Site,
 ■ Home
 ■ Away
 N Neutral

Average RPI Win:	270	WON-LOST	WINNING	LAST 10	STRENGTH OF	OPP. STRENGTH	TEAM	ADJ.	CONF.	ADJ CONF.
Average RPI Loss:	136	RECORD	PCT. RANK	GAMES	SCHEDULE	OF SCHEDULE	RPI	RPI	RPI	RPI
DIV. I ONLY	7- 11	238	0- 1	217	220	241	241	11	11	
DIV. I NON-CONF.	6- 8	199	0- 1	288	259	245	245	10	10	
TOTALS	RPI 1-25	RPI 26-50	W-L RECORDS	RPI 51-100	RPI 101-150	RPI 150+				
7- 11	0- 1	0- 1	OVERALL	1- 4	0- 0	6- 5				
4- 4	0- 0	0- 1	HOME	1- 1	0- 0	3- 2				
2- 7	0- 1	0- 0	AWAY	0- 3	0- 0	2- 3				
1- 0	0- 0	0- 0	NEUTRAL	0- 0	0- 0	1- 0				
6- 8	0- 1	0- 1	NON-CONFERENCE	0- 2	0- 0	6- 4				
3- 2	0- 0	0- 1	HOME	0- 0	0- 0	3- 1				
2- 6	0- 1	0- 0	AWAY	0- 2	0- 0	2- 3				
1- 0	0- 0	0- 0	NEUTRAL	0- 0	0- 0	1- 0				
1- 3	0- 0	0- 0	CONFERENCE	1- 2	0- 0	0- 1				
1- 2	0- 0	0- 0	HOME	1- 1	0- 0	0- 1				
0- 1	0- 0	0- 0	AWAY	0- 1	0- 0	0- 0				
0- 0	0- 0	0- 0	NEUTRAL	0- 0	0- 0	0- 0				

RPI 1-25				RPI 26-50				RPI 51-100				RPI 101+ Team's RPI: 241			
RPI	S	Opponent	Score	RPI	S	Opponent	Score	RPI	S	Opponent	Score	RPI	S	Opponent	Score
15	A	Rutgers	52 73	48	H	Bucknell	78 91	68	H	Harvard	83 100	168	A	Boston U.	51 72
								76	A	Maine	96 102	199	A	Rhode Island	67 72
								89	A	Yale	72 84	207	H	Massachusetts	61 90
								89	H	Yale	86 71	210	A	Holy Cross	89 85
								99	A	Northern Ill.	102 109	225	H	Dartmouth	61 81
												299	H	Central Conn. St.	68 63
												300	A	Bryant	57 75
												300	N	Bryant	84 68
												317	H	Fairfield	68 49
												328	H	New Hampshire	76 70
												345	A	Chicago St.	90 65
LAST 12 Division I GAMES:															
199	A	Rhode Island	67 72	99	A	Northern Ill.	102 109								
68	H	Harvard	83 100	345	A	Chicago St.	90 65								
225	H	Dartmouth	61 81	76	A	Maine	96 102								
89	A	Yale	72 84	300	N	Bryant	84 68								
89	H	Yale	86 71	48	H	Bucknell	78 91								
15	A	Rutgers	52 73	207	H	Massachusetts	61 90								

Non-Div I Games: Johnson & Wales (RI) 78 46 Adelphi 75 62

Brown

■ Loss,
 ■ Non-Conf, S Site,
 ■ Home
 ■ Away
 N Neutral

Average RPI Win:	275	WON-LOST	WINNING	LAST 10	STRENGTH OF	OPP. STRENGTH	TEAM	ADJ.	CONF.	ADJ CONF.
Average RPI Loss:	196	RECORD	PCT. RANK	GAMES	SCHEDULE	OF SCHEDULE	RPI	RPI	RPI	RPI
DIV. I ONLY	6- 14	274	0- 1	284	317	300	300	31	31	
DIV. I NON-CONF.	2- 9	297	0- 1	191	223	292	292	31	31	
TOTALS	RPI 1-25	RPI 26-50	W-L RECORDS	RPI 51-100	RPI 101-150	RPI 150+				
6- 14	0- 0	0- 0	OVERALL	0- 3	0- 2	6- 9				
4- 4	0- 0	0- 0	HOME	0- 1	0- 0	4- 3				
2- 8	0- 0	0- 0	AWAY	0- 2	0- 1	2- 5				
0- 2	0- 0	0- 0	NEUTRAL	0- 0	0- 1	0- 1				
2- 9	0- 0	0- 0	NON-CONFERENCE	0- 3	0- 2	2- 4				
1- 2	0- 0	0- 0	HOME	0- 1	0- 0	1- 1				
1- 5	0- 0	0- 0	AWAY	0- 2	0- 1	1- 2				
0- 2	0- 0	0- 0	NEUTRAL	0- 0	0- 1	0- 1				
4- 5	0- 0	0- 0	CONFERENCE	0- 0	0- 0	4- 5				
3- 2	0- 0	0- 0	HOME	0- 0	0- 0	3- 2				
1- 3	0- 0	0- 0	AWAY	0- 0	0- 0	1- 3				
0- 0	0- 0	0- 0	NEUTRAL	0- 0	0- 0	0- 0				

RPI S	Opponent	Score	RPI S	Opponent	Score	RPI S	Opponent	Score	RPI S	Opponent	Score	Team's RPI: 300
						65	A West Virginia	48 94	102	A Boston College	46 83	
						76	H Maine	57 74	103	N Providence	64 72	
						97	A Hartford	57 67	168	A Boston U.	65 67	
									206	H Saint Francis (PA)	66 63	
									210	H Holy Cross	62 81	
									213	H Robert Morris	57 60	
									241	H Brown	75 57	
									241	N Brown	68 84	
									244	A Sacred Heart	48 49	
									247	A Mt. St. Mary's	73 68	
									255	H St. Francis Brooklyn	55 60	
									299	A Central Conn. St.	65 66	
									299	H Central Conn. St.	72 60	
									307	A UMass Lowell	58 57	
									328	A New Hampshire	74 79	
									344	A Fairleigh Dickinson	53 63	
									351	H LIU Brooklyn	69 62	
LAST 12 Division I GAMES:												
103	N	Providence	64	72	244	A	Sacred Heart	48	49			
299	A	Central Conn. St.	65	66	247	A	Mt. St. Mary's	73	68			
344	A	Fairleigh Dickinson	53	63	255	H	St. Francis Brooklyn	55	60			
299	H	Central Conn. St.	72	60	351	H	LIU Brooklyn	69	62			
206	H	Saint Francis (PA)	66	63	210	H	Holy Cross	62	81			
213	H	Robert Morris	57	60	97	A	Hartford	57	67			

Non-Div I Games:

Bryant

■ Loss,
 ■ Non-Conf,
 ■ S Site,
 ■ H Home
 ■ A Away
 N Neutral

Average RPI Win:	216	WON-LOST	WINNING	LAST 10	STRENGTH OF	OPP. STRENGTH	TEAM	ADJ.	CONF.	ADJ CONF.
Average RPI Loss:	69	RECORD	PCT. RANK	GAMES	SCHEDULE	OF SCHEDULE	RPI	RPI	RPI	RPI
DIV. I ONLY	18- 4	24	1- 0	153	193	48	48	18	18	
DIV. I NON-CONF.	9- 3	61	0- 0	115	145	38	38	22	22	
TOTALS	RPI 1-25	RPI 26-50	W-L RECORDS	RPI 51-100	RPI 101-150	RPI 150+				
18- 4	0- 2	0- 0	OVERALL	2- 1	2- 0	14- 1				
7- 1	0- 0	0- 0	HOME	2- 0	2- 0	3- 1				
9- 3	0- 2	0- 0	AWAY	0- 1	0- 0	9- 0				
2- 0	0- 0	0- 0	NEUTRAL	0- 0	0- 0	2- 0				
9- 3	0- 2	0- 0	NON-CONFERENCE	1- 1	1- 0	7- 0				
4- 0	0- 0	0- 0	HOME	1- 0	1- 0	2- 0				
3- 3	0- 2	0- 0	AWAY	0- 1	0- 0	3- 0				
2- 0	0- 0	0- 0	NEUTRAL	0- 0	0- 0	2- 0				
9- 1	0- 0	0- 0	CONFERENCE	1- 0	1- 0	7- 1				
3- 1	0- 0	0- 0	HOME	1- 0	1- 0	1- 1				
6- 0	0- 0	0- 0	AWAY	0- 0	0- 0	6- 0				
0- 0	0- 0	0- 0	NEUTRAL	0- 0	0- 0	0- 0				

RPI 1-25				RPI 26-50				Team's RPI: 48				RPI 51-100				RPI 101+			
RPI	S	Opponent	Score	RPI	S	Opponent	Score	RPI	S	Opponent	Score	RPI	S	Opponent	Score	RPI	S	Opponent	Score
10	A	Syracuse	56 70									62	H	Quinnipiac	75 58	126	H	Youngstown St.	73 68
11	A	Iowa St.	61 86									86	A	Drexel	42 64	136	H	Lehigh	71 53
												100	H	American	71 56	168	A	Boston U.	62 58
																168	H	Boston U.	62 70
																194	H	Rider	80 59
																203	A	St. Bonaventure	77 46
																207	N	Massachusetts	77 58
																210	H	Holy Cross	75 71
																214	A	Navy	77 43
																227	A	Monmouth	70 32
																232	A	Colgate	90 62
																241	A	Brown	91 78
																296	A	Army West Point	66 52
																297	A	Loyola Maryland	75 57
																317	N	Fairfield	77 54
																320	A	Lafayette	56 47
																333	H	Iona	81 43
LAST 12 Division I GAMES:																			
168	A	Boston U.	62 58	320	A	Lafayette	56 47												
214	A	Navy	77 43	296	A	Army West Point	66 52												
210	H	Holy Cross	75 71	168	H	Boston U.	62 70												
297	A	Loyola Maryland	75 57	100	H	American	71 56												
232	A	Colgate	90 62	11	A	Iowa St.	61 86												
136	H	Lehigh	71 53	126	H	Youngstown St.	73 68												

Non-Div I Games:

Bucknell

■ Loss,
 ■ Non-Conf, S Site,
 ■ Home
 ■ Away
 N Neutral

Buffalo

Through Games Of Feb. 4, 2019

Average RPI Win:	178	WON-LOST	WINNING	LAST 10	STRENGTH OF	OPP. STRENGTH	TEAM	ADJ.	CONF.	ADJ CONF.
Average RPI Loss:	35	RECORD	PCT. RANK	GAMES	SCHEDULE	OF SCHEDULE	RPI	RPI	RPI	RPI
DIV. I ONLY	14- 5	59	0- 1	36	112	25	25	7	7	
DIV. I NON-CONF.	8- 3	72	0- 0	53	110	28	28	8	8	
TOTALS	RPI 1-25	RPI 26-50	W-L RECORDS	RPI 51-100	RPI 101-150	RPI 150+				
14- 5	0- 3	1- 1	OVERALL	3- 0	1- 1	9- 0				
5- 2	0- 1	0- 1	HOME	1- 0	1- 0	3- 0				
7- 3	0- 2	0- 0	AWAY	1- 0	0- 1	6- 0				
2- 0	0- 0	1- 0	NEUTRAL	1- 0	0- 0	0- 0				
8- 3	0- 2	1- 0	NON-CONFERENCE	1- 0	0- 1	6- 0				
2- 1	0- 1	0- 0	HOME	0- 0	0- 0	2- 0				
4- 2	0- 1	0- 0	AWAY	0- 0	0- 1	4- 0				
2- 0	0- 0	1- 0	NEUTRAL	1- 0	0- 0	0- 0				
6- 2	0- 1	0- 1	CONFERENCE	2- 0	1- 0	3- 0				
3- 1	0- 0	0- 1	HOME	1- 0	1- 0	1- 0				
3- 1	0- 1	0- 0	AWAY	1- 0	0- 0	2- 0				
0- 0	0- 0	0- 0	NEUTRAL	0- 0	0- 0	0- 0				

RPI 1-25				RPI 26-50				RPI 51-100				RPI 101+			
RPI	S	Opponent	Score	RPI	S	Opponent	Score	RPI	S	Opponent	Score	RPI	S	Opponent	Score
4	A	Oregon	82 102	28	N	South Dakota St.	61 55	55	A	Miami (OH)	66 59	106	A	Dayton	59 72
5	H	Stanford	55 62	40	H	Ohio	71 74	92	N	Georgetown	73 64	146	H	Akron	91 72
21	A	Central Mich.	65 76					99	H	Northern Ill.	93 64	179	A	UMES	69 63
												180	H	Ball St.	77 65
												191	A	Eastern Mich.	91 84
												203	H	St. Bonaventure	90 43
												225	A	Dartmouth	75 69
												230	H	Niagara	88 61
												275	A	Canisius	84 66
												284	A	Western Mich.	61 59
												299	A	Central Conn. St.	82 69
LAST 12 Division I GAMES:															
21	A	Central Mich.	65 76	191	A	Eastern Mich.	91 84								
99	H	Northern Ill.	93 64	40	H	Ohio	71 74								
146	H	Akron	91 72	203	H	St. Bonaventure	90 43								
284	A	Western Mich.	61 59	5	H	Stanford	55 62								
180	H	Ball St.	77 65	225	A	Dartmouth	75 69								
55	A	Miami (OH)	66 59	106	A	Dayton	59 72								

Non-Div I Games:

Buffalo

■ Loss,
 ■ Non-Conf, S Site,
 ■ Home
 ■ Away
 N Neutral

Average RPI Win:	169	WON-LOST	WINNING	LAST 10	STRENGTH OF	OPP. STRENGTH	TEAM	ADJ.	CONF.	ADJ CONF.
Average RPI Loss:	58	RECORD	PCT. RANK	GAMES	SCHEDULE	OF SCHEDULE	RPI	RPI	RPI	RPI
DIV. I ONLY	17- 5	37	0- 1	110	76	45	45	6	6	
DIV. I NON-CONF.	10- 1	17	0- 0	247	189	51	51	4	4	
TOTALS	RPI 1-25	RPI 26-50	W-L RECORDS	RPI 51-100	RPI 101-150	RPI 150+				
17- 5	0- 1	1- 2	OVERALL	1- 0	6- 2	9- 0				
9- 2	0- 1	0- 1	HOME	0- 0	2- 0	7- 0				
6- 3	0- 0	1- 1	AWAY	1- 0	3- 2	1- 0				
2- 0	0- 0	0- 0	NEUTRAL	0- 0	1- 0	1- 0				
10- 1	0- 0	0- 1	NON-CONFERENCE	0- 0	2- 0	8- 0				
7- 0	0- 0	0- 0	HOME	0- 0	0- 0	7- 0				
1- 1	0- 0	0- 1	AWAY	0- 0	1- 0	0- 0				
2- 0	0- 0	0- 0	NEUTRAL	0- 0	1- 0	1- 0				
7- 4	0- 1	1- 1	CONFERENCE	1- 0	4- 2	1- 0				
2- 2	0- 1	0- 1	HOME	0- 0	2- 0	0- 0				
5- 2	0- 0	1- 0	AWAY	1- 0	2- 2	1- 0				
0- 0	0- 0	0- 0	NEUTRAL	0- 0	0- 0	0- 0				

RPI 1-25				RPI 26-50				Team's RPI: 45		RPI 51-100				RPI 101+			
RPI	S	Opponent	Score	RPI	S	Opponent	Score	RPI	S	Opponent	Score	RPI	S	Opponent	Score		
8	H	Marquette	58 87	34	A	Indiana	46 66	92	A	Georgetown	59 50	103	A	Providence	68 74		
				38	H	DePaul	78 86					105	A	Creighton	75 43		
				43	A	Villanova	63 55					107	A	Seton Hall	62 83		
												107	H	Seton Hall	62 59		
												110	N	Ohio St.	66 53		
												127	A	St. John's (NY)	73 68		
												127	H	St. John's (NY)	66 45		
												146	A	Akron	63 47		
												169	A	Xavier	63 41		
												173	H	Indiana St.	72 49		
												180	H	Ball St.	64 47		
												186	H	Illinois St.	58 56		
												191	N	Eastern Mich.	73 63		
												242	H	Western Ill.	92 51		
												279	H	Eastern Ill.	72 37		
												289	H	Murray St.	86 65		
												307	H	UMass Lowell	89 36		
LAST 12 Division I GAMES:																	
				107	A	Seton Hall	62 83					169	A	Xavier	63 41		
				127	A	St. John's (NY)	73 68					127	H	St. John's (NY)	66 45		
				8	H	Marquette	58 87					107	H	Seton Hall	62 59		
				38	H	DePaul	78 86					92	A	Georgetown	59 50		
				105	A	Creighton	75 43					43	A	Villanova	63 55		
				103	A	Providence	68 74					191	N	Eastern Mich.	73 63		

Non-Div I Games:

Butler

CSU Bakersfield

Through Games Of Feb. 4, 2019

Average RPI Win:	263	WON-LOST	WINNING	LAST 10	STRENGTH OF	OPP. STRENGTH	TEAM	ADJ.	CONF.	ADJ CONF.
Average RPI Loss:	219	RECORD	PCT. RANK	GAMES	SCHEDULE	OF SCHEDULE	RPI	RPI	RPI	RPI
DIV. I ONLY	7- 12	243	1- 0	323	315	274	274	30	30	
DIV. I NON-CONF.	2- 9	297	0- 0	282	276	314	314	30	30	
TOTALS	RPI 1-25	RPI 26-50	W-L RECORDS	RPI 51-100	RPI 101-150	RPI 150+				
7- 12	0- 0	0- 1	OVERALL	1- 0	0- 0	6- 11				
2- 3	0- 0	0- 0	HOME	1- 0	0- 0	1- 3				
5- 9	0- 0	0- 1	AWAY	0- 0	0- 0	5- 8				
0- 0	0- 0	0- 0	NEUTRAL	0- 0	0- 0	0- 0				
2- 9	0- 0	0- 1	NON-CONFERENCE	1- 0	0- 0	1- 8				
1- 1	0- 0	0- 0	HOME	1- 0	0- 0	0- 1				
1- 8	0- 0	0- 1	AWAY	0- 0	0- 0	1- 7				
0- 0	0- 0	0- 0	NEUTRAL	0- 0	0- 0	0- 0				
5- 3	0- 0	0- 0	CONFERENCE	0- 0	0- 0	5- 3				
1- 2	0- 0	0- 0	HOME	0- 0	0- 0	1- 2				
4- 1	0- 0	0- 0	AWAY	0- 0	0- 0	4- 1				
0- 0	0- 0	0- 0	NEUTRAL	0- 0	0- 0	0- 0				

RPI 1-25			RPI 26-50			RPI 51-100			RPI 101+			Team's RPI: 274
RPI	S	Opponent	Score	RPI	S	Opponent	Score	RPI	S	Opponent	Score	
				31	A	Oregon St.	52 92	83	H	Wright St.	76 74	
										151	A	UC Irvine 78 85
										160	H	New Mexico St. 59 61
										170	H	UC Riverside 67 79
										176	A	North Texas 59 71
										202	A	SMU 43 49
										209	H	UTRGV 68 63
										219	A	UMKC 67 57
										256	A	Cal St. Fullerton 56 64
										268	A	Utah Valley 70 78
										278	A	UTEP 47 53
										287	H	California Baptist 45 68
										306	A	UC Santa Barbara 56 48
										321	A	Omaha 46 53
										327	A	San Jose St. 72 82
										340	A	Grand Canyon 59 46
										341	A	Seattle U 70 60
										345	A	Chicago St. 67 56
LAST 12 Division I GAMES:												
				340	A	Grand Canyon	59 46	268	A	Utah Valley	70 78	
				287	H	California Baptist	45 68	341	A	Seattle U	70 60	
				345	A	Chicago St.	67 56	170	H	UC Riverside	67 79	
				219	A	UMKC	67 57	31	A	Oregon St.	52 92	
				160	H	New Mexico St.	59 61	176	A	North Texas	59 71	
				209	H	UTRGV	68 63	202	A	SMU	43 49	

Non-Div I Games: Whittier 74 46 Westcliff 91 37

CSU Bakersfield

Loss, Non-Conf, S Site, H Home A Away N Neutral

Average RPI Win:	248	WON-LOST	WINNING	LAST 10	STRENGTH OF	OPP. STRENGTH	TEAM	ADJ.	CONF.	ADJ CONF.
Average RPI Loss:	68	RECORD	PCT. RANK	GAMES	SCHEDULE	OF SCHEDULE	RPI	RPI	RPI	RPI
DIV. I ONLY	11- 11	161	0- 1	130	124	144	144	21	21	
DIV. I NON-CONF.	6- 8	199	0- 1	127	49	162	162	21	21	
TOTALS	RPI 1-25	RPI 26-50	W-L RECORDS	RPI 51-100	RPI 101-150	RPI 150+				
11- 11	0- 2	0- 1	OVERALL	0- 6	1- 1	10- 1				
7- 3	0- 0	0- 0	HOME	0- 2	1- 1	6- 0				
4- 8	0- 2	0- 1	AWAY	0- 4	0- 0	4- 1				
0- 0	0- 0	0- 0	NEUTRAL	0- 0	0- 0	0- 0				
6- 8	0- 2	0- 1	NON-CONFERENCE	0- 4	1- 1	5- 0				
4- 2	0- 0	0- 0	HOME	0- 1	1- 1	3- 0				
2- 6	0- 2	0- 1	AWAY	0- 3	0- 0	2- 0				
0- 0	0- 0	0- 0	NEUTRAL	0- 0	0- 0	0- 0				
5- 3	0- 0	0- 0	CONFERENCE	0- 2	0- 0	5- 1				
3- 1	0- 0	0- 0	HOME	0- 1	0- 0	3- 0				
2- 2	0- 0	0- 0	AWAY	0- 1	0- 0	2- 1				
0- 0	0- 0	0- 0	NEUTRAL	0- 0	0- 0	0- 0				

RPI 1-25				RPI 26-50				RPI 51-100				RPI 101+ Team's RPI: 144			
RPI	S	Opponent	Score	RPI	S	Opponent	Score	RPI	S	Opponent	Score	RPI	S	Opponent	Score
5	A	Stanford	43 69	26	A	California	42 67	52	A	Southern California	42 58	112	H	Loyola Marymount	53 72
19	A	Drake	63 73					60	A	Boise St.	63 74	124	H	Washington St.	65 52
								68	H	Harvard	55 75	151	A	UC Irvine	61 65
								79	A	UC Davis	54 70	170	H	UC Riverside	69 56
								79	H	UC Davis	49 60	172	A	Santa Clara	53 38
								96	A	Idaho	73 88	250	A	Long Beach St.	51 37
												251	H	San Diego St.	77 74
												256	H	Cal St. Fullerton	74 44
												262	A	Hawaii	49 29
												287	H	California Baptist	73 67
												306	H	UC Santa Barbara	73 65
												321	A	Omaha	64 52
												327	H	San Jose St.	76 40
LAST 12 Division I GAMES:															
68	H	Harvard	55 75	262	A	Hawaii	49 29								
79	A	UC Davis	54 70	151	A	UC Irvine	61 65								
256	H	Cal St. Fullerton	74 44	306	H	UC Santa Barbara	73 65								
250	A	Long Beach St.	51 37	5	A	Stanford	43 69								
79	H	UC Davis	49 60	327	H	San Jose St.	76 40								
170	H	UC Riverside	69 56	52	A	Southern California	42 58								

Non-Div I Games:

CSUN

■ Loss,
■ Non-Conf,
■ S Site,
■ H Home
■ A Away
N Neutral

Average RPI Win:	281	WON-LOST	WINNING	LAST 10	STRENGTH OF	OPP. STRENGTH	TEAM	ADJ.	CONF.	ADJ CONF.
Average RPI Loss:	170	RECORD	PCT. RANK	GAMES	SCHEDULE	OF SCHEDULE	RPI	RPI	RPI	RPI
DIV. I ONLY	3- 14	322	0- 1	263	203	323	323	21	21	
DIV. I NON-CONF.	2- 8	293	0- 0	260	79	299	299	21	21	
TOTALS	RPI 1-25	RPI 26-50	W-L RECORDS	RPI 51-100	RPI 101-150	RPI 150+				
3- 14	0- 0	0- 2	OVERALL	0- 1	0- 2	3- 9				
2- 5	0- 0	0- 0	HOME	0- 1	0- 1	2- 3				
1- 8	0- 0	0- 2	AWAY	0- 0	0- 1	1- 5				
0- 1	0- 0	0- 0	NEUTRAL	0- 0	0- 0	0- 1				
2- 8	0- 0	0- 2	NON-CONFERENCE	0- 1	0- 2	2- 3				
1- 3	0- 0	0- 0	HOME	0- 1	0- 1	1- 1				
1- 4	0- 0	0- 2	AWAY	0- 0	0- 1	1- 1				
0- 1	0- 0	0- 0	NEUTRAL	0- 0	0- 0	0- 1				
1- 6	0- 0	0- 0	CONFERENCE	0- 0	0- 0	1- 6				
1- 2	0- 0	0- 0	HOME	0- 0	0- 0	1- 2				
0- 4	0- 0	0- 0	AWAY	0- 0	0- 0	0- 4				
0- 0	0- 0	0- 0	NEUTRAL	0- 0	0- 0	0- 0				

RPI S	Opponent	Score	RPI S	Opponent	Score	RPI S	Opponent	Score	RPI S	Opponent	Score	Team's RPI: 323
31	A Oregon St.	54 79	49	A UCLA	35 81	53	H Saint Mary's (CA)	51 69	128	A Fresno St.	58 76	
									137	H Pepperdine	63 70	
									151	A UC Irvine	57 73	
									151	H UC Irvine	59 75	
									189	H Illinois	51 74	
									197	H Eastern Wash.	59 55	
									224	N San Francisco	62 65	
									238	A Sacramento St.	85 88	
									250	A Long Beach St.	58 61	
									256	A Cal St. Fullerton	64 78	
									262	A Hawaii	52 70	
									262	H Hawaii	54 71	
									306	H UC Santa Barbara	75 67	
									341	A Seattle U	60 50	
LAST 12 Division I GAMES:												
262	A Hawaii	52 70	151	H UC Irvine	59 75							
151	A UC Irvine	57 73	49	A UCLA	35 81							
262	H Hawaii	54 71	341	A Seattle U	60 50							
256	A Cal St. Fullerton	64 78	53	H Saint Mary's (CA)	51 69							
250	A Long Beach St.	58 61	197	H Eastern Wash.	59 55							
306	H UC Santa Barbara	75 67	137	H Pepperdine	63 70							

Non-Div I Games: Academy of Art 87 65

Cal Poly

■ Loss,
■ Non-Conf,
■ S Site,
■ H Home
■ A Away
N Neutral

Average RPI Win:	287	WON-LOST	WINNING	LAST 10	STRENGTH OF	OPP. STRENGTH	TEAM	ADJ.	CONF.	ADJ CONF.
Average RPI Loss:	151	RECORD	PCT. RANK	GAMES	SCHEDULE	OF SCHEDULE	RPI	RPI	RPI	RPI
DIV. I ONLY	10- 9	148	0- 1	334	231	256	256	21	21	
DIV. I NON-CONF.	7- 5	132	0- 0	330	263	240	240	21	21	
TOTALS	RPI 1-25	RPI 26-50	W-L RECORDS	RPI 51-100	RPI 101-150	RPI 150+				
10- 9	0- 0	0- 0	OVERALL	0- 3	0- 2	10- 4				
5- 5	0- 0	0- 0	HOME	0- 2	0- 0	5- 3				
5- 4	0- 0	0- 0	AWAY	0- 1	0- 2	5- 1				
0- 0	0- 0	0- 0	NEUTRAL	0- 0	0- 0	0- 0				
7- 5	0- 0	0- 0	NON-CONFERENCE	0- 1	0- 1	7- 3				
3- 3	0- 0	0- 0	HOME	0- 1	0- 0	3- 2				
4- 2	0- 0	0- 0	AWAY	0- 0	0- 1	4- 1				
0- 0	0- 0	0- 0	NEUTRAL	0- 0	0- 0	0- 0				
3- 4	0- 0	0- 0	CONFERENCE	0- 2	0- 1	3- 1				
2- 2	0- 0	0- 0	HOME	0- 1	0- 0	2- 1				
1- 2	0- 0	0- 0	AWAY	0- 1	0- 1	1- 0				
0- 0	0- 0	0- 0	NEUTRAL	0- 0	0- 0	0- 0				

RPI S	Opponent	Score	RPI S	Opponent	Score	RPI S	Opponent	Score	RPI S	Opponent	Score	Team's RPI: 256
						79	A UC Davis	51 75	135	A Washington	74 83	
						79	H UC Davis	39 75	144	A CSUN	44 74	
						80	H Pacific	64 72	166	A Portland	74 83	
									172	H Santa Clara	60 64	
									225	H Dartmouth	67 62	
									250	H Long Beach St.	53 59	
									251	H San Diego St.	72 83	
									262	H Hawaii	72 68	
									264	A Columbia	61 58	
									268	H Utah Valley	56 55	
									274	H CSU Bakersfield	64 56	
									287	A California Baptist	79 65	
									306	A UC Santa Barbara	59 52	
									319	A Saint Peter's	69 45	
									323	H Cal Poly	78 64	
									341	A Seattle U	57 54	
LAST 12 Division I GAMES:												
250	H	Long Beach St.	53	59	262	H	Hawaii	72	68			
144	A	CSUN	44	74	268	H	Utah Valley	56	55			
79	H	UC Davis	39	75	80	H	Pacific	64	72			
306	A	UC Santa Barbara	59	52	319	A	Saint Peter's	69	45			
323	H	Cal Poly	78	64	264	A	Columbia	61	58			
79	A	UC Davis	51	75	274	H	CSU Bakersfield	64	56			

Non-Div I Games: Antelope Valley 77 65

Cal St. Fullerton

California

Through Games Of Feb. 4, 2019

Average RPI Win:	118	WON-LOST	WINNING	LAST 10	STRENGTH OF	OPP. STRENGTH	TEAM	ADJ.	CONF.	ADJ CONF.
Average RPI Loss:	35	RECORD	PCT. RANK	GAMES	SCHEDULE	OF SCHEDULE	RPI	RPI	RPI	RPI
DIV. I ONLY	14- 7	88	0- 1	28	4	26	26	2	2	
DIV. I NON-CONF.	9- 2	43	0- 0	42	28	22	22	2	2	
TOTALS	RPI 1-25	RPI 26-50	W-L RECORDS	RPI 51-100	RPI 101-150	RPI 150+				
14- 7	1- 3	1- 2	OVERALL	4- 2	6- 0	2- 0				
7- 3	1- 1	0- 1	HOME	2- 1	3- 0	1- 0				
5- 4	0- 2	1- 1	AWAY	1- 1	2- 0	1- 0				
2- 0	0- 0	0- 0	NEUTRAL	1- 0	1- 0	0- 0				
9- 2	0- 1	1- 0	NON-CONFERENCE	3- 1	3- 0	2- 0				
3- 2	0- 1	0- 0	HOME	1- 1	1- 0	1- 0				
4- 0	0- 0	1- 0	AWAY	1- 0	1- 0	1- 0				
2- 0	0- 0	0- 0	NEUTRAL	1- 0	1- 0	0- 0				
5- 5	1- 2	0- 2	CONFERENCE	1- 1	3- 0	0- 0				
4- 1	1- 0	0- 1	HOME	1- 0	2- 0	0- 0				
1- 4	0- 2	0- 1	AWAY	0- 1	1- 0	0- 0				
0- 0	0- 0	0- 0	NEUTRAL	0- 0	0- 0	0- 0				

RPI 1-25				RPI 26-50				Team's RPI: 26	RPI 51-100				RPI 101+			
RPI	S	Opponent	Score	RPI	S	Opponent	Score		RPI	S	Opponent	Score	RPI	S	Opponent	Score
5	A	Stanford	50 75	29	A	Utah	74 87		52	H	Southern California	66 59	115	A	Penn St.	75 58
5	H	Stanford	81 80	31	A	BYU	70 52		53	A	Saint Mary's (CA)	81 78	122	N	Tulane	65 57
6	H	UConn	66 76	49	H	UCLA	79 84		68	H	Harvard	79 85	124	H	Washington St.	77 63
17	A	Arizona St.	61 62						70	A	Arizona	55 60	131	A	Colorado	80 60
									80	N	Pacific	81 69	135	H	Washington	79 70
									94	H	Houston	80 79	144	H	CSUN	67 42
													254	A	San Diego	70 53
													306	H	UC Santa Barbara	69 45
LAST 12 Division I GAMES:																
5	A	Stanford	50 75	17	A	Arizona St.	61 62									
5	H	Stanford	81 80	70	A	Arizona	55 60									
131	A	Colorado	80 60	52	H	Southern California	66 59									
29	A	Utah	74 87	49	H	UCLA	79 84									
135	H	Washington	79 70	68	H	Harvard	79 85									
124	H	Washington St.	77 63	6	H	UConn	66 76									

Non-Div I Games:

California

■ Loss,
■ Non-Conf, S Site,
■ Home
■ Away
N Neutral

Average RPI Win:	279	WON-LOST	WINNING	LAST 10	STRENGTH OF	OPP. STRENGTH	TEAM	ADJ.	CONF.	ADJ CONF.
Average RPI Loss:	195	RECORD	PCT. RANK	GAMES	SCHEDULE	OF SCHEDULE	RPI	RPI	RPI	RPI
DIV. I ONLY	7- 10	225	1- 0	324	308	287	287	30	30	
DIV. I NON-CONF.	3- 6	241	0- 0	267	240	262	262	30	30	
TOTALS	RPI 1-25	RPI 26-50	W-L RECORDS	RPI 51-100	RPI 101-150	RPI 150+				
7- 10	0- 0	0- 1	OVERALL	0- 1	0- 1	7- 7				
4- 3	0- 0	0- 0	HOME	0- 1	0- 0	4- 2				
3- 6	0- 0	0- 0	AWAY	0- 0	0- 1	3- 5				
0- 1	0- 0	0- 1	NEUTRAL	0- 0	0- 0	0- 0				
3- 6	0- 0	0- 1	NON-CONFERENCE	0- 1	0- 1	3- 3				
1- 2	0- 0	0- 0	HOME	0- 1	0- 0	1- 1				
2- 3	0- 0	0- 0	AWAY	0- 0	0- 1	2- 2				
0- 1	0- 0	0- 1	NEUTRAL	0- 0	0- 0	0- 0				
4- 4	0- 0	0- 0	CONFERENCE	0- 0	0- 0	4- 4				
3- 1	0- 0	0- 0	HOME	0- 0	0- 0	3- 1				
1- 3	0- 0	0- 0	AWAY	0- 0	0- 0	1- 3				
0- 0	0- 0	0- 0	NEUTRAL	0- 0	0- 0	0- 0				

RPI S	Opponent	Score	RPI S	Opponent	Score	RPI S	Opponent	Score	RPI S	Opponent	Score	Team's RPI: 287
31 N	BYU	69 76	74 H	Idaho St.	57 72	144 A	CSUN	67 73				
						160 A	New Mexico St.	69 76				
						170 H	UC Riverside	65 57				
						209 A	UTRGV	56 60				
						219 H	UMKC	74 78				
						250 A	Long Beach St.	85 83				
						251 A	San Diego St.	67 83				
						256 H	Cal St. Fullerton	65 79				
						265 A	Northern Ariz.	88 91				
						268 H	Utah Valley	83 54				
						274 A	CSU Bakersfield	68 45				
						306 A	UC Santa Barbara	76 64				
						340 A	Grand Canyon	71 75				
						341 H	Seattle U	100 83				
						345 H	Chicago St.	89 52				
LAST 12 Division I GAMES:												
341 H	Seattle U	100 83	209 A	UTRGV	56 60							
268 H	Utah Valley	83 54	160 A	New Mexico St.	69 76							
340 A	Grand Canyon	71 75	306 A	UC Santa Barbara	76 64							
274 A	CSU Bakersfield	68 45	170 H	UC Riverside	65 57							
345 H	Chicago St.	89 52	144 A	CSUN	67 73							
219 H	UMKC	74 78	31 N	BYU	69 76							

Non-Div I Games: La Sierra 91 44 Notre Dame de Namur 80 47 Fresno Pacific 93 71 Westcliff 133 43
California Baptist

Loss, Non-Conf, S Site, H Home A Away N Neutral

Average RPI Win: 304	WON-LOST	WINNING	LAST 10	STRENGTH OF	OPP. STRENGTH	TEAM	ADJ.	CONF.	ADJ CONF.
Average RPI Loss: 168	RECORD	PCT. RANK	GAMES	SCHEDULE	OF SCHEDULE	RPI	RPI	RPI	RPI
DIV. I ONLY	10- 8	137	1- 0	327	324	249	249	28	28
DIV. I NON-CONF.	6- 3	91	1- 0	329	323	213	213	29	29
TOTALS	RPI 1-25	RPI 26-50	W-L RECORDS	RPI 51-100	RPI 101-150	RPI 150+			
10- 8	0- 0	0- 0	OVERALL	0- 1	0- 3	10- 4			
4- 5	0- 0	0- 0	HOME	0- 1	0- 1	4- 3			
5- 3	0- 0	0- 0	AWAY	0- 0	0- 2	5- 1			
1- 0	0- 0	0- 0	NEUTRAL	0- 0	0- 0	1- 0			
6- 3	0- 0	0- 0	NON-CONFERENCE	0- 1	0- 1	6- 1			
2- 2	0- 0	0- 0	HOME	0- 1	0- 0	2- 1			
3- 1	0- 0	0- 0	AWAY	0- 0	0- 1	3- 0			
1- 0	0- 0	0- 0	NEUTRAL	0- 0	0- 0	1- 0			
4- 5	0- 0	0- 0	CONFERENCE	0- 0	0- 2	4- 3			
2- 3	0- 0	0- 0	HOME	0- 0	0- 1	2- 2			
2- 2	0- 0	0- 0	AWAY	0- 0	0- 1	2- 1			
0- 0	0- 0	0- 0	NEUTRAL	0- 0	0- 0	0- 0			

RPI 1-25			RPI 26-50			RPI 51-100			RPI 101+			Team's RPI: 249
RPI	S	Opponent	Score	RPI	S	Opponent	Score	RPI	S	Opponent	Score	
						67 H Old Dominion	59 83			102 A Boston College	56 76	
										120 H Radford	52 56	
										125 A High Point	60 65	
										177 A UNC Asheville	52 60	
										190 H Hampton	52 46	
										221 H Howard	64 69	
										261 H Gardner-Webb	38 52	
										266 A Norfolk St.	57 49	
										270 H Winthrop	46 59	
										293 H Col. of Charleston	66 65	
										313 H UNC Greensboro	53 49	
										316 A FIU	59 54	
										321 N Omaha	65 52	
										329 A Charleston So.	60 58	
										334 A Western Caro.	63 37	
										335 H Presbyterian	51 46	
										343 A Longwood	66 60	
LAST 12 Division I GAMES:												
316	A	FIU	59 54	177	A	UNC Asheville	52 60					
343	A	Longwood	66 60	329	A	Charleston So.	60 58					
120	H	Radford	52 56	261	H	Gardner-Webb	38 52					
125	A	High Point	60 65	335	H	Presbyterian	51 46					
190	H	Hampton	52 46	102	A	Boston College	56 76					
270	H	Winthrop	46 59	221	H	Howard	64 69					

Non-Div I Games: William Peace 65 36 Columbia (SC) 93 46

Campbell

Loss, Non-Conf, S Site, H Home A Away N Neutral

Average RPI Win: 294	WON-LOST	WINNING	LAST 10	STRENGTH OF	OPP. STRENGTH	TEAM	ADJ.	CONF.	ADJ CONF.
Average RPI Loss: 163	RECORD	PCT. RANK	GAMES	SCHEDULE	OF SCHEDULE	RPI	RPI	RPI	RPI
DIV. I ONLY	9- 12	216	1- 0	300	254	275	275	27	27
DIV. I NON-CONF.	2- 9	297	0- 0	225	231	310	310	28	28
TOTALS	RPI 1-25	RPI 26-50	W-L RECORDS	RPI 51-100	RPI 101-150	RPI 150+			
9- 12	0- 1	0- 0	OVERALL	0- 2	0- 3	9- 6			
5- 7	0- 1	0- 0	HOME	0- 2	0- 2	5- 2			
4- 5	0- 0	0- 0	AWAY	0- 0	0- 1	4- 4			
0- 0	0- 0	0- 0	NEUTRAL	0- 0	0- 0	0- 0			
2- 9	0- 1	0- 0	NON-CONFERENCE	0- 1	0- 2	2- 5			
1- 5	0- 1	0- 0	HOME	0- 1	0- 1	1- 2			
1- 4	0- 0	0- 0	AWAY	0- 0	0- 1	1- 3			
0- 0	0- 0	0- 0	NEUTRAL	0- 0	0- 0	0- 0			
7- 3	0- 0	0- 0	CONFERENCE	0- 1	0- 1	7- 1			
4- 2	0- 0	0- 0	HOME	0- 1	0- 1	4- 0			
3- 1	0- 0	0- 0	AWAY	0- 0	0- 0	3- 1			
0- 0	0- 0	0- 0	NEUTRAL	0- 0	0- 0	0- 0			

RPI 1-25				RPI 26-50				RPI 51-100				RPI 101+ Team's RPI: 275			
RPI	S	Opponent	Score	RPI	S	Opponent	Score	RPI	S	Opponent	Score	RPI	S	Opponent	Score
25	H	Buffalo	66 84					55	H	Miami (OH)	59 62	126	H	Youngstown St.	36 62
								62	H	Quinnipiac	42 55	146	A	Akron	53 62
												150	H	Marist	66 71
												194	A	Rider	62 49
												203	A	St. Bonaventure	94 100
												209	H	UTRGV	53 57
												218	H	Bowling Green	53 74
												227	A	Monmouth	61 67
												232	A	Colgate	53 67
												239	A	Albany (NY)	48 42
												273	H	Vermont	67 46
												304	A	Oakland	60 71
												317	H	Fairfield	53 50
												318	H	Manhattan	47 44
												319	A	Saint Peter's	75 62
												319	H	Saint Peter's	78 59
												333	A	Iona	48 40
												333	H	Iona	67 47
LAST 12 Division I GAMES:															
319	H	Saint Peter's	78 59	319	A	Saint Peter's	75 62								
333	H	Iona	67 47	333	A	Iona	48 40								
194	A	Rider	62 49	150	H	Marist	66 71								
227	A	Monmouth	61 67	318	H	Manhattan	47 44								
62	H	Quinnipiac	42 55	273	H	Vermont	67 46								
317	H	Fairfield	53 50	146	A	Akron	53 62								

Non-Div I Games:

Canisius

■ Loss,
 ■ Non-Conf,
 S Site,
 ■ Home
 ■ Away
 N Neutral

Central Ark.

Through Games Of Feb. 4, 2019

Average RPI Win: 330	WON-LOST	WINNING	LAST 10	STRENGTH OF	OPP. STRENGTH	TEAM	ADJ.	CONF.	ADJ CONF.
Average RPI Loss: 154	RECORD	PCT. RANK	GAMES	SCHEDULE	OF SCHEDULE	RPI	RPI	RPI	RPI
DIV. I ONLY	4- 12	298	1- 0	249	276	291	291	26	26
DIV. I NON-CONF.	1- 5	311	0- 0	224	156	278	278	23	23
TOTALS	RPI 1-25	RPI 26-50	W-L RECORDS	RPI 51-100	RPI 101-150	RPI 150+			
4- 12	0- 1	0- 0	OVERALL	0- 3	0- 2	4- 6			
2- 4	0- 0	0- 0	HOME	0- 1	0- 1	2- 2			
2- 8	0- 1	0- 0	AWAY	0- 2	0- 1	2- 4			
0- 0	0- 0	0- 0	NEUTRAL	0- 0	0- 0	0- 0			
1- 5	0- 1	0- 0	NON-CONFERENCE	0- 1	0- 2	1- 1			
0- 1	0- 0	0- 0	HOME	0- 0	0- 1	0- 0			
1- 4	0- 1	0- 0	AWAY	0- 1	0- 1	1- 1			
0- 0	0- 0	0- 0	NEUTRAL	0- 0	0- 0	0- 0			
3- 7	0- 0	0- 0	CONFERENCE	0- 2	0- 0	3- 5			
2- 3	0- 0	0- 0	HOME	0- 1	0- 0	2- 2			
1- 4	0- 0	0- 0	AWAY	0- 1	0- 0	1- 3			
0- 0	0- 0	0- 0	NEUTRAL	0- 0	0- 0	0- 0			

RPI 1-25				RPI 26-50				RPI 51-100				RPI 101+ Team's RPI: 291			
RPI	S	Opponent	Score	RPI	S	Opponent	Score	RPI	S	Opponent	Score	RPI	S	Opponent	Score
18	A	Texas A&M	27 84					59	A	Kansas St.	54 70	108	H	South Alabama	50 58
								63	H	SFA	53 59	147	A	Oklahoma	52 65
								69	A	Lamar University	37 57	159	A	Abilene Christian	70 77
												184	H	Nicholls St.	60 64
												205	A	Sam Houston St.	62 66
												257	H	A&M-Corpus Christi	65 73
												272	A	Southeastern La.	53 62
												305	A	Jackson St.	56 65
												311	A	New Orleans	62 60
												324	H	Incarnate Word	74 43
												336	H	Northwestern St.	74 52
												350	A	Alcorn	57 46
LAST 12 Division I GAMES:															
336	H	Northwestern St.	74 52	69	A	Lamar University	37 57	205	A	Sam Houston St.	62 66	272	A	Southeastern La.	53 62
63	H	SFA	53 59	59	A	Kansas St.	54 70	18	A	Texas A&M	27 84				
159	A	Abilene Christian	70 77												
311	A	New Orleans	62 60												
184	H	Nicholls St.	60 64												
324	H	Incarnate Word	74 43												

Non-Div I Games: Central Baptist 55 34 Crowley's Ridge 91 33 Williams Baptist 70 35 Hendrix 72 40 Central Ark.

Loss, Non-Conf, S Site, H Home A Away N Neutral

Average RPI Win:	288	WON-LOST	WINNING	LAST 10	STRENGTH OF	OPP. STRENGTH	TEAM	ADJ.	CONF.	ADJ CONF.
Average RPI Loss:	191	RECORD	PCT. RANK	GAMES	SCHEDULE	OF SCHEDULE	RPI	RPI	RPI	RPI
DIV. I ONLY	6- 13	269	1- 0	291	307	299	299	31	31	
DIV. I NON-CONF.	3- 7	256	0- 0	141	190	214	214	31	31	
TOTALS	RPI 1-25	RPI 26-50	W-L RECORDS	RPI 51-100	RPI 101-150	RPI 150+				
6- 13	0- 2	0- 0	OVERALL	0- 2	0- 1	6- 8				
4- 5	0- 1	0- 0	HOME	0- 1	0- 1	4- 2				
2- 8	0- 1	0- 0	AWAY	0- 1	0- 0	2- 6				
0- 0	0- 0	0- 0	NEUTRAL	0- 0	0- 0	0- 0				
3- 7	0- 2	0- 0	NON-CONFERENCE	0- 2	0- 1	3- 2				
1- 3	0- 1	0- 0	HOME	0- 1	0- 1	1- 0				
2- 4	0- 1	0- 0	AWAY	0- 1	0- 0	2- 2				
0- 0	0- 0	0- 0	NEUTRAL	0- 0	0- 0	0- 0				
3- 6	0- 0	0- 0	CONFERENCE	0- 0	0- 0	3- 6				
3- 2	0- 0	0- 0	HOME	0- 0	0- 0	3- 2				
0- 4	0- 0	0- 0	AWAY	0- 0	0- 0	0- 4				
0- 0	0- 0	0- 0	NEUTRAL	0- 0	0- 0	0- 0				

RPI 1-25				RPI 26-50				RPI 51-100				RPI 101+ Team's RPI: 299			
RPI	S	Opponent	Score	RPI	S	Opponent	Score	RPI	S	Opponent	Score	RPI	S	Opponent	Score
15	A	Rutgers	44 73					89	A	Yale	46 58	136	H	Lehigh	62 88
25	H	Buffalo	69 82					97	H	Hartford	52 54	206	H	Saint Francis (PA)	73 62
												207	A	Massachusetts	59 74
												213	H	Robert Morris	57 64
												239	A	Albany (NY)	60 53
												241	A	Brown	63 68
												244	A	Sacred Heart	61 66
												247	A	Mt. St. Mary's	53 84
												300	A	Bryant	60 72
												300	H	Bryant	66 65
												301	A	Morgan St.	60 36
												326	H	Wagner	63 75
												328	H	New Hampshire	56 47
												344	A	Fairleigh Dickinson	67 74
												351	H	LIU Brooklyn	63 57
LAST 12 Division I GAMES:															
300	H	Bryant	66 65	344	A	Fairleigh Dickinson	67 74								
351	H	LIU Brooklyn	63 57	326	H	Wagner	63 75								
300	A	Bryant	60 72	244	A	Sacred Heart	61 66								
213	H	Robert Morris	57 64	97	H	Hartford	52 54								
206	H	Saint Francis (PA)	73 62	89	A	Yale	46 58								
247	A	Mt. St. Mary's	53 84	328	H	New Hampshire	56 47								

Non-Div I Games:

Central Conn. St.

■ Loss,
 ■ Non-Conf, S Site,
 ■ Home
 ■ Away
 N Neutral

Average RPI Win:	123	WON-LOST	WINNING	LAST 10	STRENGTH OF	OPP. STRENGTH	TEAM	ADJ.	CONF.	ADJ CONF.
Average RPI Loss:	58	RECORD	PCT. RANK	GAMES	SCHEDULE	OF SCHEDULE	RPI	RPI	RPI	RPI
DIV. I ONLY	15- 5	52	1- 0	24	44	21	21	7	7	
DIV. I NON-CONF.	9- 3	61	0- 0	88	7	35	35	8	8	
TOTALS	RPI 1-25	RPI 26-50	W-L RECORDS	RPI 51-100	RPI 101-150	RPI 150+				
15- 5	2- 1	2- 1	OVERALL	3- 2	4- 1	4- 0				
6- 3	2- 1	0- 1	HOME	0- 1	2- 0	2- 0				
8- 1	0- 0	2- 0	AWAY	3- 1	1- 0	2- 0				
1- 1	0- 0	0- 0	NEUTRAL	0- 0	1- 1	0- 0				
9- 3	1- 1	1- 1	NON-CONFERENCE	1- 0	3- 1	3- 0				
3- 2	1- 1	0- 1	HOME	0- 0	1- 0	1- 0				
5- 0	0- 0	1- 0	AWAY	1- 0	1- 0	2- 0				
1- 1	0- 0	0- 0	NEUTRAL	0- 0	1- 1	0- 0				
6- 2	1- 0	1- 0	CONFERENCE	2- 2	1- 0	1- 0				
3- 1	1- 0	0- 0	HOME	0- 1	1- 0	1- 0				
3- 1	0- 0	1- 0	AWAY	2- 1	0- 0	0- 0				
0- 0	0- 0	0- 0	NEUTRAL	0- 0	0- 0	0- 0				

RPI 1-25				RPI 26-50				RPI 51-100				RPI 101+			
RPI	S	Opponent	Score	RPI	S	Opponent	Score	RPI	S	Opponent	Score	RPI	S	Opponent	Score
3	H	Louisville	68 72	27	A	Miami (FL)	90 80	55	H	Miami (OH)	67 70	104	A	Virginia	74 61
14	H	UCF	75 68	28	H	South Dakota St.	71 80	62	A	Quinnipiac	67 52	117	H	Western Ky.	108 90
25	H	Buffalo	76 65	40	A	Ohio	88 70	75	A	Kent St.	82 75	122	N	Tulane	57 68
								82	A	Toledo	59 62	130	N	Chattanooga	73 50
								99	A	Northern Ill.	89 66	146	H	Akron	94 71
												171	A	Vanderbilt	66 57
												191	H	Eastern Mich.	71 61
												304	H	Oakland	104 61
												333	A	Iona	82 39
LAST 12 Division I GAMES:															
25	H	Buffalo	76 65	40	A	Ohio	88 70	146	H	Akron	94 71				
191	H	Eastern Mich.	71 61	27	A	Miami (FL)	90 80	122	N	Tulane	57 68				
82	A	Toledo	59 62	3	H	Louisville	68 72								
75	A	Kent St.	82 75	171	A	Vanderbilt	66 57								
55	H	Miami (OH)	67 70												
99	A	Northern Ill.	89 66												

Non-Div I Games:

Central Mich.

■ Loss,
 ■ Non-Conf, S Site,
 ■ Home
 ■ Away
 N Neutral

Average RPI Win: 338		WON-LOST	WINNING	LAST 10	STRENGTH OF		OPP. STRENGTH	TEAM	ADJ.	CONF.	ADJ CONF.
Average RPI Loss: 207		RECORD	PCT. RANK	GAMES	SCHEDULE		OF SCHEDULE	RPI	RPI	RPI	RPI
DIV. I ONLY		3- 14	322	1- 0	306		337	329	329	28	28
DIV. I NON-CONF.		0- 8	336	0- 0	293		307	348	348	29	29
TOTALS		RPI 1-25	RPI 26-50		W-L RECORDS		RPI 51-100	RPI 101-150		RPI 150+	
3- 14		0- 0	0- 0		OVERALL		0- 0	0- 5		3- 9	
0- 6		0- 0	0- 0		HOME		0- 0	0- 3		0- 3	
3- 8		0- 0	0- 0		AWAY		0- 0	0- 2		3- 6	
0- 0		0- 0	0- 0		NEUTRAL		0- 0	0- 0		0- 0	
0- 8		0- 0	0- 0		NON-CONFERENCE		0- 0	0- 3		0- 5	
0- 3		0- 0	0- 0		HOME		0- 0	0- 2		0- 1	
0- 5		0- 0	0- 0		AWAY		0- 0	0- 1		0- 4	
0- 0		0- 0	0- 0		NEUTRAL		0- 0	0- 0		0- 0	
3- 6		0- 0	0- 0		CONFERENCE		0- 0	0- 2		3- 4	
0- 3		0- 0	0- 0		HOME		0- 0	0- 1		0- 2	
3- 3		0- 0	0- 0		AWAY		0- 0	0- 1		3- 2	
0- 0		0- 0	0- 0		NEUTRAL		0- 0	0- 0		0- 0	

RPI 1-25				RPI 26-50				RPI 51-100				RPI 101+				Team's RPI: 329	
RPI	S	Opponent	Score	RPI	S	Opponent	Score	RPI	S	Opponent	Score	RPI	S	Opponent	Score		
												111	A	Georgia	75	83	
												120	H	Radford	41	67	
												125	A	High Point	64	71	
												133	H	Davidson	34	72	
												142	H	Tennessee Tech	55	77	
												190	H	Hampton	66	74	
												208	A	Florida	60	70	
												217	H	Jacksonville	58	68	
												249	H	Campbell	58	60	
												261	A	Gardner-Webb	65	75	
												270	A	Winthrop	52	57	
												285	A	North Florida	76	82	
												292	A	South Carolina St.	58	67	
												293	A	Col. of Charleston	52	79	
												335	A	Presbyterian	63	55	
												337	A	USC Upstate	78	75	
												343	A	Longwood	81	74	
LAST 12 Division I GAMES:																	
				335	A	Presbyterian	63	55	249	H	Campbell	58	60				
				261	A	Gardner-Webb	65	75	270	A	Winthrop	52	57				
				125	A	High Point	64	71	190	H	Hampton	66	74				
				337	A	USC Upstate	78	75	208	A	Florida	60	70				
				120	H	Radford	41	67	293	A	Col. of Charleston	52	79				
				343	A	Longwood	81	74	111	A	Georgia	75	83				

Non-Div I Games:	Converse	101	50	Columbia (SC)	89	57	Erskine	74	50
------------------	----------	-----	----	---------------	----	----	---------	----	----

Charleston So.

■ Loss, ■ Non-Conf, S Site, H Home A Away N Neutral

Average RPI Win:	224	WON-LOST	WINNING	LAST 10	STRENGTH OF	OPP. STRENGTH	TEAM	ADJ.	CONF.	ADJ CONF.
Average RPI Loss:	140	RECORD	PCT. RANK	GAMES	SCHEDULE	OF SCHEDULE	RPI	RPI	RPI	RPI
DIV. I ONLY	12- 10	146	1- 0	175	194	158	158	14	14	
DIV. I NON-CONF.	8- 4	91	1- 0	76	274	74	74	18	18	
TOTALS	RPI 1-25	RPI 26-50	W-L RECORDS	RPI 51-100	RPI 101-150	RPI 150+				
12- 10	0- 0	0- 1	OVERALL	1- 1	2- 3	9- 5				
10- 1	0- 0	0- 0	HOME	1- 1	1- 0	8- 0				
1- 9	0- 0	0- 1	AWAY	0- 0	1- 3	0- 5				
1- 0	0- 0	0- 0	NEUTRAL	0- 0	0- 0	1- 0				
8- 4	0- 0	0- 0	NON-CONFERENCE	1- 1	2- 2	5- 1				
6- 1	0- 0	0- 0	HOME	1- 1	1- 0	4- 0				
1- 3	0- 0	0- 0	AWAY	0- 0	1- 2	0- 1				
1- 0	0- 0	0- 0	NEUTRAL	0- 0	0- 0	1- 0				
4- 6	0- 0	0- 1	CONFERENCE	0- 0	0- 1	4- 4				
4- 0	0- 0	0- 0	HOME	0- 0	0- 0	4- 0				
0- 6	0- 0	0- 1	AWAY	0- 0	0- 1	0- 4				
0- 0	0- 0	0- 0	NEUTRAL	0- 0	0- 0	0- 0				

RPI S	Opponent	Score	RPI S	Opponent	Score	RPI S	Opponent	Score	RPI S	Opponent	Score	Team's RPI: 158
37	A Rice	51 61	83	H Wright St.	88 85	104	A Virginia	61 65	117	A Western Ky.	58 76	
			98	H Wake Forest	43 69	133	H Davidson	78 66	136	A Lehigh	62 60	
						139	A Fordham	64 71	155	A Mercer	40 57	
						157	A Louisiana Tech	51 88	176	A North Texas	63 68	
						177	H UNC Asheville	70 53	183	A Southern Miss.	54 65	
						216	H East Carolina	52 46	229	N Liberty	63 61	
						231	A Marshall	62 63	267	H Bethune-Cookman	73 69	
						276	H UTSA	66 54	278	H UTEP	62 39	
						283	H Wofford	85 63	288	H Fla. Atlantic	68 47	
						316	H FIU	69 54				
LAST 12 Division I GAMES:												
136	A Lehigh	62 60	183	A Southern Miss.	54 65							
176	A North Texas	63 68	288	H Fla. Atlantic	68 47							
37	A Rice	51 61	316	H FIU	69 54							
278	H UTEP	62 39	231	A Marshall	62 63							
276	H UTSA	66 54	117	A Western Ky.	58 76							
157	A Louisiana Tech	51 88	104	A Virginia	61 65							

Non-Div I Games:

Charlotte

■ Loss,
 ■ Non-Conf,
 ■ S Site,
 ■ H Home
 ■ A Away
 N Neutral

Chattanooga

Through Games Of Feb. 4, 2019

Average RPI Win:	237	WON-LOST	WINNING	LAST 10	STRENGTH OF	OPP. STRENGTH	TEAM	ADJ.	CONF.	ADJ CONF.
Average RPI Loss:	59	RECORD	PCT. RANK	GAMES	SCHEDULE	OF SCHEDULE	RPI	RPI	RPI	RPI
DIV. I ONLY	10- 11	178	1- 0	38	148	130	130	25	25	
DIV. I NON-CONF.	4- 10	264	1- 0	3	63	89	89	24	24	
TOTALS	RPI 1-25	RPI 26-50	W-L RECORDS	RPI 51-100	RPI 101-150	RPI 150+				
10- 11	0- 4	0- 1	OVERALL	1- 3	0- 2	9- 1				
6- 5	0- 2	0- 1	HOME	0- 1	0- 1	6- 0				
2- 4	0- 1	0- 0	AWAY	0- 1	0- 1	2- 1				
2- 2	0- 1	0- 0	NEUTRAL	1- 1	0- 0	1- 0				
4- 10	0- 4	0- 1	NON-CONFERENCE	1- 3	0- 2	3- 0				
1- 5	0- 2	0- 1	HOME	0- 1	0- 1	1- 0				
1- 3	0- 1	0- 0	AWAY	0- 1	0- 1	1- 0				
2- 2	0- 1	0- 0	NEUTRAL	1- 1	0- 0	1- 0				
6- 1	0- 0	0- 0	CONFERENCE	0- 0	0- 0	6- 1				
5- 0	0- 0	0- 0	HOME	0- 0	0- 0	5- 0				
1- 1	0- 0	0- 0	AWAY	0- 0	0- 0	1- 1				
0- 0	0- 0	0- 0	NEUTRAL	0- 0	0- 0	0- 0				

RPI 1-25				RPI 26-50				RPI 51-100				RPI 101+ Team's RPI: 130			
RPI	S	Opponent	Score	RPI	S	Opponent	Score	RPI	S	Opponent	Score	RPI	S	Opponent	Score
3	H	Louisville	49 75	28	H	South Dakota St.	54 71	56	A	Virginia Tech	59 74	109	A	Northern Colo.	65 68
9	H	NC State	58 78					58	N	Middle Tenn.	47 58	132	H	UT Martin	79 81
14	A	UCF	37 75					64	H	Belmont	51 67	155	A	Mercer	58 65
21	N	Central Mich.	50 73					76	N	Maine	66 61	190	A	Hampton	58 50
												196	N	Saint Louis	71 61
												229	H	Liberty	75 60
												240	H	Furman	73 53
												246	H	ETSU	76 67
												260	A	Samford	73 63
												283	H	Wofford	89 82
												313	H	UNC Greensboro	64 54
												334	H	Western Caro.	72 58
LAST 12 Division I GAMES:															
				76	N	Maine	66 61	283	H	Wofford	89 82				
				313	H	UNC Greensboro	64 54	246	H	ETSU	76 67				
				334	H	Western Caro.	72 58	58	N	Middle Tenn.	47 58				
				260	A	Samford	73 63	9	H	NC State	58 78				
				155	A	Mercer	58 65	64	H	Belmont	51 67				
				240	H	Furman	73 53	109	A	Northern Colo.	65 68				

Non-Div I Games: Lee 61 55

Chattanooga

Loss, Non-Conf, S Site, H Home A Away N Neutral

Average RPI Win: 340				Through Games Of Feb. 17, 2019						
Average RPI Loss: 215		WON-LOST RECORD	WINNING PCT. RANK	LAST 10 GAMES	STRENGTH OF SCHEDULE	OPP. STRENGTH OF SCHEDULE	TEAM RPI	ADJ. RPI	CONF. RPI	ADJ CONF. RPI
DIV. I ONLY		1- 20	348	0- 1	258	341	345	345	30	30
DIV. I NON-CONF.		0- 13	336	0- 0	178	328	341	341	30	30
TOTALS		RPI 1-25	RPI 26-50	W-L RECORDS		RPI 51-100	RPI 101-150	RPI 150+		
1- 20	0- 0		0- 0	OVERALL		0- 2	0- 2	1- 16		
1- 9	0- 0		0- 0	HOME		0- 0	0- 1	1- 8		
0- 10	0- 0		0- 0	AWAY		0- 2	0- 1	0- 7		
0- 1	0- 0		0- 0	NEUTRAL		0- 0	0- 0	0- 1		
0- 13	0- 0		0- 0	NON-CONFERENCE		0- 2	0- 2	0- 9		
0- 5	0- 0		0- 0	HOME		0- 0	0- 1	0- 4		
0- 7	0- 0		0- 0	AWAY		0- 2	0- 1	0- 4		
0- 1	0- 0		0- 0	NEUTRAL		0- 0	0- 0	0- 1		
1- 7	0- 0		0- 0	CONFERENCE		0- 0	0- 0	1- 7		
1- 4	0- 0		0- 0	HOME		0- 0	0- 0	1- 4		
0- 3	0- 0		0- 0	AWAY		0- 0	0- 0	0- 3		
0- 0	0- 0		0- 0	NEUTRAL		0- 0	0- 0	0- 0		

RPI 1-25				RPI 26-50				RPI 51-100				RPI 101+				Team's RPI: 345	
RPI	S	Opponent	Score	RPI	S	Opponent	Score	RPI	S	Opponent	Score	RPI	S	Opponent	Score		
								88	A	Northwestern	35 97	116	A	Morehead St.	68 104		
								99	A	Northern Ill.	52 114	141	H	UAB	45 90		
												156	A	Bradley	59 89		
												160	H	New Mexico St.	66 87		
												169	A	Xavier	57 91		
												178	A	Wisconsin	38 85		
												209	H	UTRGV	55 71		
												219	H	UMKC	58 111		
												227	A	Loyola Chicago	40 76		
												236	H	SIUE	66 82		
												241	H	Brown	65 90		
												255	N	St. Francis Brooklyn	73 110		
												268	A	Utah Valley	61 76		
												274	H	CSU Bakersfield	56 67		
												287	A	California Baptist	52 89		
												294	H	Valparaiso	70 76		
												338	H	Evansville	58 67		
												340	H	Grand Canyon	50 48		
												341	A	Seattle U	54 90		
LAST 12 Division I GAMES:																	
				160	H	New Mexico St.	66 87	287	A	California Baptist	52 89						
				209	H	UTRGV	55 71	219	H	UMKC	58 111						
				268	A	Utah Valley	61 76	241	H	Brown	65 90						
				341	A	Seattle U	54 90	156	A	Bradley	59 89						
				274	H	CSU Bakersfield	56 67	99	A	Northern Ill.	52 114						
				340	H	Grand Canyon	50 48	88	A	Northwestern	35 97						

Non-Div I Games:

Chicago St.

■ Loss, ■ Non-Conf, S Site, H Home A Away N Neutral

Average RPI Win: 190	WON-LOST	WINNING	LAST 10	STRENGTH OF	OPP. STRENGTH	TEAM	ADJ.	CONF.	ADJ CONF.
Average RPI Loss: 70	RECORD	PCT. RANK	GAMES	SCHEDULE	OF SCHEDULE	RPI	RPI	RPI	RPI
DIV. I ONLY	14- 8	97	0- 1	96	85	87	87	9	9
DIV. I NON-CONF.	8- 5	120	0- 0	174	144	133	133	9	9
TOTALS	RPI 1-25	RPI 26-50	W-L RECORDS	RPI 51-100	RPI 101-150	RPI 150+			
14- 8	0- 3	0- 0	OVERALL	2- 2	1- 2	11- 1			
11- 2	0- 1	0- 0	HOME	2- 1	1- 0	8- 0			
3- 6	0- 2	0- 0	AWAY	0- 1	0- 2	3- 1			
0- 0	0- 0	0- 0	NEUTRAL	0- 0	0- 0	0- 0			
8- 5	0- 0	0- 0	NON-CONFERENCE	1- 2	1- 2	6- 1			
7- 1	0- 0	0- 0	HOME	1- 1	1- 0	5- 0			
1- 4	0- 0	0- 0	AWAY	0- 1	0- 2	1- 1			
0- 0	0- 0	0- 0	NEUTRAL	0- 0	0- 0	0- 0			
6- 3	0- 3	0- 0	CONFERENCE	1- 0	0- 0	5- 0			
4- 1	0- 1	0- 0	HOME	1- 0	0- 0	3- 0			
2- 2	0- 2	0- 0	AWAY	0- 0	0- 0	2- 0			
0- 0	0- 0	0- 0	NEUTRAL	0- 0	0- 0	0- 0			

RPI 1-25				RPI 26-50				RPI 51-100 Team's RPI: 87				RPI 101+			
RPI	S	Opponent	Score	RPI	S	Opponent	Score	RPI	S	Opponent	Score	RPI	S	Opponent	Score
6	A	UConn	38 82					55	A	Miami (OH)	65 78	110	A	Ohio St.	56 69
6	H	UConn	55 65					67	H	Old Dominion	72 76	121	H	VCU	66 54
14	A	UCF	55 56					89	H	Yale	66 52	123	A	Pittsburgh	48 65
								94	H	Houston	68 57	153	A	South Fla.	57 56
												162	A	Tulsa	70 50
												169	H	Xavier	79 61
												180	A	Ball St.	63 75
												188	H	Temple	72 52
												196	A	Saint Louis	51 50
												202	H	SMU	69 57
												212	H	Memphis	80 56
												221	H	Howard	85 51
												246	H	ETSU	77 64
												282	H	Austin Peay	69 48
												325	H	Lipscomb	71 55
LAST 12 Division I GAMES:															
6	H	UConn	55 65	14	A	UCF	55 56	55	A	UConn	38 82				
153	A	South Fla.	57 56	202	H	SMU	69 57								
212	H	Memphis	80 56	221	H	Howard	85 51								
94	H	Houston	68 57	169	H	Xavier	79 61								
162	A	Tulsa	70 50	121	H	VCU	66 54								
188	H	Temple	72 52												

Non-Div I Games:

Cincinnati

Clemson

Through Games Of Feb. 4, 2019

Average RPI Win:	144	WON-LOST	WINNING	LAST 10	STRENGTH OF	OPP. STRENGTH	TEAM	ADJ.	CONF.	ADJ CONF.
Average RPI Loss:	43	RECORD	PCT. RANK	GAMES	SCHEDULE	OF SCHEDULE	RPI	RPI	RPI	RPI
DIV. I ONLY	14- 8	97	1- 0	27	19	47	47	1	1	
DIV. I NON-CONF.	9- 4	85	1- 0	138	94	102	102	1	1	
TOTALS	RPI 1-25	RPI 26-50	W-L RECORDS	RPI 51-100	RPI 101-150	RPI 150+				
14- 8	1- 5	2- 0	OVERALL	1- 1	5- 2	5- 0				
10- 4	0- 3	1- 0	HOME	1- 0	3- 1	5- 0				
3- 3	1- 2	1- 0	AWAY	0- 0	1- 1	0- 0				
1- 1	0- 0	0- 0	NEUTRAL	0- 1	1- 0	0- 0				
9- 4	0- 1	0- 0	NON-CONFERENCE	1- 1	3- 2	5- 0				
8- 1	0- 0	0- 0	HOME	1- 0	2- 1	5- 0				
0- 2	0- 1	0- 0	AWAY	0- 0	0- 1	0- 0				
1- 1	0- 0	0- 0	NEUTRAL	0- 1	1- 0	0- 0				
5- 4	1- 4	2- 0	CONFERENCE	0- 0	2- 0	0- 0				
2- 3	0- 3	1- 0	HOME	0- 0	1- 0	0- 0				
3- 1	1- 1	1- 0	AWAY	0- 0	1- 0	0- 0				
0- 0	0- 0	0- 0	NEUTRAL	0- 0	0- 0	0- 0				

RPI	S	Opponent	Score	RPI	S	Opponent	Score	Team's RPI: 47	RPI	S	Opponent	Score	RPI	S	Opponent	Score
1	H	Notre Dame	63 101	27	A	Miami (FL)	76 67		61	N	Tennessee	66 78	104	H	Virginia	71 65
3	H	Louisville	44 76	41	H	Georgia Tech	71 61		64	H	Belmont	65 62	114	A	Alabama	56 76
9	A	NC State	51 54										123	A	Pittsburgh	65 59
10	H	Syracuse	75 84										125	H	High Point	83 64
16	A	South Carolina	57 69										133	H	Davidson	80 90
23	A	Florida St.	57 45										138	H	Appalachian St.	87 48
													147	N	Oklahoma	74 62
													189	H	Illinois	69 67
													199	H	Rhode Island	80 67
													231	H	Marshall	68 54
													283	H	Wofford	85 77
													325	H	Lipscomb	68 26
LAST 12 Division I GAMES:																
147	N	Oklahoma	74 62	23	A	Florida St.	57 45		27	A	Miami (FL)	76 67	104	H	Virginia	71 65
3	H	Louisville	44 76	104	H	Virginia	71 65		10	H	Syracuse	75 84	138	H	Appalachian St.	87 48
1	H	Notre Dame	63 101	231	H	Marshall	68 54									
9	A	NC State	51 54													
123	A	Pittsburgh	65 59													
41	H	Georgia Tech	71 61													

Non-Div I Games:

Clemson

■ Loss,
 ■ Non-Conf, S Site,
 ■ Home
 ■ Away
 N Neutral

Average RPI Win:	295	WON-LOST	WINNING	LAST 10	STRENGTH OF	OPP. STRENGTH	TEAM	ADJ.	CONF.	ADJ CONF.
Average RPI Loss:	143	RECORD	PCT. RANK	GAMES	SCHEDULE	OF SCHEDULE	RPI	RPI	RPI	RPI
DIV. I ONLY	7- 13	252	1- 0	242	238	269	269	20	20	
DIV. I NON-CONF.	1- 8	322	0- 0	75	281	283	283	17	17	
TOTALS	RPI 1-25	RPI 26-50	W-L RECORDS	RPI 51-100	RPI 101-150	RPI 150+				
7- 13	0- 0	0- 1	OVERALL	0- 3	0- 3	7- 6				
5- 4	0- 0	0- 0	HOME	0- 2	0- 1	5- 1				
2- 8	0- 0	0- 1	AWAY	0- 1	0- 1	2- 5				
0- 1	0- 0	0- 0	NEUTRAL	0- 0	0- 1	0- 0				
1- 8	0- 0	0- 1	NON-CONFERENCE	0- 1	0- 1	1- 5				
1- 2	0- 0	0- 0	HOME	0- 1	0- 0	1- 1				
0- 5	0- 0	0- 1	AWAY	0- 0	0- 0	0- 4				
0- 1	0- 0	0- 0	NEUTRAL	0- 0	0- 1	0- 0				
6- 5	0- 0	0- 0	CONFERENCE	0- 2	0- 2	6- 1				
4- 2	0- 0	0- 0	HOME	0- 1	0- 1	4- 0				
2- 3	0- 0	0- 0	AWAY	0- 1	0- 1	2- 1				
0- 0	0- 0	0- 0	NEUTRAL	0- 0	0- 0	0- 0				

RPI 1-25			RPI 26-50			RPI 51-100			RPI 101+ Team's RPI: 269		
RPI	S	Opponent	Score	RPI	S	Opponent	Score	RPI	S	Opponent	Score
				40	A	Ohio	54 72	72	A	Green Bay	53 62
								82	H	Toledo	60 65
								83	H	Wright St.	65 70
								122	N	Tulane	72 81
								126	A	Youngstown St.	55 73
								134	H	IUPUI	50 75
								156	H	Bradley	65 67
								180	A	Ball St.	62 67
								186	H	Illinois St.	67 63
								191	A	Eastern Mich.	63 69
								193	A	Milwaukee	53 59
								231	A	Marshall	64 86
								254	A	San Diego	82 83
								281	H	Northern Ky.	76 47
								304	A	Oakland	64 62
								304	H	Oakland	98 90
								330	A	Detroit Mercy	67 49
								330	H	Detroit Mercy	67 51
								331	H	UIC	71 53
LAST 12 Division I GAMES:											
304	H	Oakland	98 90	72	A	Green Bay	53 62				
330	H	Detroit Mercy	67 51	331	H	UIC	71 53				
126	A	Youngstown St.	55 73	134	H	IUPUI	50 75				
83	H	Wright St.	65 70	330	A	Detroit Mercy	67 49				
281	H	Northern Ky.	76 47	304	A	Oakland	64 62				
193	A	Milwaukee	53 59	156	H	Bradley	65 67				

Non-Div I Games: Lake Erie 79 49 Salem (WV) 113 81

Cleveland St.

Loss, Non-Conf, S Site, H Home A Away N Neutral

Average RPI Win:	271	WON-LOST	WINNING	LAST 10	STRENGTH OF	OPP. STRENGTH	TEAM	ADJ.	CONF.	ADJ CONF.
Average RPI Loss:	107	RECORD	PCT. RANK	GAMES	SCHEDULE	OF SCHEDULE	RPI	RPI	RPI	RPI
DIV. I ONLY	9- 9	161	1- 0	190	249	182	182	12	12	
DIV. I NON-CONF.	6- 3	91	0- 0	277	321	174	174	15	15	
TOTALS	RPI 1-25	RPI 26-50	W-L RECORDS	RPI 51-100	RPI 101-150	RPI 150+				
9- 9	0- 0	0- 1	OVERALL	0- 3	0- 3	9- 2				
5- 3	0- 0	0- 0	HOME	0- 2	0- 1	5- 0				
4- 4	0- 0	0- 0	AWAY	0- 0	0- 2	4- 2				
0- 2	0- 0	0- 1	NEUTRAL	0- 1	0- 0	0- 0				
6- 3	0- 0	0- 1	NON-CONFERENCE	0- 1	0- 0	6- 1				
4- 0	0- 0	0- 0	HOME	0- 0	0- 0	4- 0				
2- 1	0- 0	0- 0	AWAY	0- 0	0- 0	2- 1				
0- 2	0- 0	0- 1	NEUTRAL	0- 1	0- 0	0- 0				
3- 6	0- 0	0- 0	CONFERENCE	0- 2	0- 3	3- 1				
1- 3	0- 0	0- 0	HOME	0- 2	0- 1	1- 0				
2- 3	0- 0	0- 0	AWAY	0- 0	0- 2	2- 1				
0- 0	0- 0	0- 0	NEUTRAL	0- 0	0- 0	0- 0				

RPI S	Opponent	Score	RPI S	Opponent	Score	RPI S	Opponent	Score	RPI S	Opponent	Score	Team's RPI: 182
37	N Rice	52 56	51	N Auburn	78 84	108	H South Alabama	78 88	113	A UT Arlington	53 79	
			78	H Little Rock	47 60	138	A Appalachian St.	53 67	170	A UC Riverside	43 62	
			91	H Troy	81 82	175	A Texas St.	58 73	181	H Arkansas St.	88 72	
						212	H Memphis	90 71	218	H Bowling Green	81 80	
						237	A Louisiana	76 58	292	H South Carolina St.	57 44	
						310	A La.-Monroe	79 54	313	A UNC Greensboro	78 71	
						334	H Western Caro.	77 59	342	A N.C. Central	89 66	
LAST 12 Division I GAMES:												
237	A Louisiana	76 58	175	A Texas St.	58 73							
310	A La.-Monroe	79 54	108	H South Alabama	78 88							
181	H Arkansas St.	88 72	91	H Troy	81 82							
78	H Little Rock	47 60	313	A UNC Greensboro	78 71							
138	A Appalachian St.	53 67	37	N Rice	52 56							
113	A UT Arlington	53 79	51	N Auburn	78 84							

Non-Div I Games: N.C. Wesleyan 126 65 Meredith 128 39

Coastal Caro.

■ Loss,
 ■ Non-Conf,
 ■ S Site,
 ■ Home
 ■ A Away
 N Neutral

Average RPI Win:	269	WON-LOST	WINNING	LAST 10	STRENGTH OF	OPP. STRENGTH	TEAM	ADJ.	CONF.	ADJ CONF.
Average RPI Loss:	181	RECORD	PCT. RANK	GAMES	SCHEDULE	OF SCHEDULE	RPI	RPI	RPI	RPI
DIV. I ONLY	5- 14	293	1- 0	224	298	293	293	10	10	
DIV. I NON-CONF.	3- 7	256	0- 0	326	351	338	338	11	11	
TOTALS	RPI 1-25	RPI 26-50	W-L RECORDS	RPI 51-100	RPI 101-150	RPI 150+				
5- 14	0- 0	0- 1	OVERALL	0- 2	1- 3	4- 8				
3- 6	0- 0	0- 1	HOME	0- 1	0- 1	3- 3				
2- 8	0- 0	0- 0	AWAY	0- 1	1- 2	1- 5				
0- 0	0- 0	0- 0	NEUTRAL	0- 0	0- 0	0- 0				
3- 7	0- 0	0- 0	NON-CONFERENCE	0- 0	0- 1	3- 6				
2- 3	0- 0	0- 0	HOME	0- 0	0- 0	2- 3				
1- 4	0- 0	0- 0	AWAY	0- 0	0- 1	1- 3				
0- 0	0- 0	0- 0	NEUTRAL	0- 0	0- 0	0- 0				
2- 7	0- 0	0- 1	CONFERENCE	0- 2	1- 2	1- 2				
1- 3	0- 0	0- 1	HOME	0- 1	0- 1	1- 0				
1- 4	0- 0	0- 0	AWAY	0- 1	1- 1	0- 2				
0- 0	0- 0	0- 0	NEUTRAL	0- 0	0- 0	0- 0				

RPI 1-25			RPI 26-50			RPI 51-100			RPI 101+			Team's RPI: 293
RPI	S	Opponent	Score	RPI	S	Opponent	Score	RPI	S	Opponent	Score	
				42	H	James Madison	50 91	84	H	Northeastern	56 87	118 A UNCW 49 71
								86	A	Drexel	53 76	119 H Towson 61 77
												138 A Appalachian St. 66 80
												148 A William & Mary 66 54
												163 A Delaware 50 74
												198 A Elon 68 76
												204 A George Mason 52 66
												240 H Furman 67 70
												249 A Campbell 65 66
												252 H Hofstra 70 62
												270 H Winthrop 64 71
												283 A Wofford 58 78
												292 H South Carolina St. 75 51
												325 A Lipscomb 65 63
												329 H Charleston So. 79 52
												335 H Presbyterian 65 71
LAST 12 Division I GAMES:												
252	H	Hofstra	70 62	148	A	William & Mary	66 54					
84	H	Northeastern	56 87	198	A	Elon	68 76					
163	A	Delaware	50 74	118	A	UNCW	49 71					
86	A	Drexel	53 76	204	A	George Mason	52 66					
42	H	James Madison	50 91	335	H	Presbyterian	65 71					
119	H	Towson	61 77	329	H	Charleston So.	79 52					

Non-Div I Games: North Greenville 95 62

Col. of Charleston

■ Loss,
 ■ Non-Conf, S Site,
 ■ Home
 ■ Away
 N Neutral

Average RPI Win:	276	WON-LOST	WINNING	LAST 10	STRENGTH OF	OPP. STRENGTH	TEAM	ADJ.	CONF.	ADJ CONF.
Average RPI Loss:	164	RECORD	PCT. RANK	GAMES	SCHEDULE	OF SCHEDULE	RPI	RPI	RPI	RPI
DIV. I ONLY	9- 11	202	0- 1	252	292	232	232	18	18	
DIV. I NON-CONF.	4- 6	212	0- 0	308	341	288	288	22	22	
TOTALS	RPI 1-25	RPI 26-50	W-L RECORDS	RPI 51-100	RPI 101-150	RPI 150+				
9- 11	0- 0	0- 1	OVERALL	0- 3	0- 2	9- 5				
5- 4	0- 0	0- 1	HOME	0- 1	0- 0	5- 2				
4- 7	0- 0	0- 0	AWAY	0- 2	0- 2	4- 3				
0- 0	0- 0	0- 0	NEUTRAL	0- 0	0- 0	0- 0				
4- 6	0- 0	0- 0	NON-CONFERENCE	0- 1	0- 1	4- 4				
3- 1	0- 0	0- 0	HOME	0- 0	0- 0	3- 1				
1- 5	0- 0	0- 0	AWAY	0- 1	0- 1	1- 3				
0- 0	0- 0	0- 0	NEUTRAL	0- 0	0- 0	0- 0				
5- 5	0- 0	0- 1	CONFERENCE	0- 2	0- 1	5- 1				
2- 3	0- 0	0- 1	HOME	0- 1	0- 0	2- 1				
3- 2	0- 0	0- 0	AWAY	0- 1	0- 1	3- 0				
0- 0	0- 0	0- 0	NEUTRAL	0- 0	0- 0	0- 0				

RPI S	Opponent	Score	RPI S	Opponent	Score	RPI S	Opponent	Score	RPI S	Opponent	Score	Team's RPI: 232
48	H Bucknell	62 90	89	A Yale	61 80	106	A Dayton	58 67	106	A Dayton	58 67	
			100	A American	57 76	136	A Lehigh	58 86	136	A Lehigh	58 86	
			100	H American	66 71	168	A Boston U.	81 72	168	A Boston U.	81 72	
						204	A George Mason	61 64	204	A George Mason	61 64	
						210	A Holy Cross	70 67	210	A Holy Cross	70 67	
						214	H Navy	49 62	214	H Navy	49 62	
						230	A Niagara	69 74	230	A Niagara	69 74	
						264	H Columbia	84 71	264	H Columbia	84 71	
						271	A Siena	53 55	271	A Siena	53 55	
						275	H Canisius	67 53	275	H Canisius	67 53	
						296	A Army West Point	70 58	296	A Army West Point	70 58	
						297	H Loyola Maryland	73 64	297	H Loyola Maryland	73 64	
						307	A UMass Lowell	61 52	307	A UMass Lowell	61 52	
						309	H NJIT	53 71	309	H NJIT	53 71	
						320	H Lafayette	60 49	320	H Lafayette	60 49	
						344	H Fairleigh Dickinson	71 52	344	H Fairleigh Dickinson	71 52	
LAST 12 Division I GAMES:												
100	H American	66 71	214	H Navy	49 62							
296	A Army West Point	70 58	320	H Lafayette	60 49							
297	H Loyola Maryland	73 64	100	A American	57 76							
136	A Lehigh	58 86	210	A Holy Cross	70 67							
48	H Bucknell	62 90	230	A Niagara	69 74							
168	A Boston U.	81 72	309	H NJIT	53 71							

Non-Div I Games:

Colgate

Colorado

Through Games Of Feb. 4, 2019

Average RPI Win:	192	WON-LOST	WINNING	LAST 10	STRENGTH OF	OPP. STRENGTH	TEAM	ADJ.	CONF.	ADJ CONF.
Average RPI Loss:	45	RECORD	PCT. RANK	GAMES	SCHEDULE	OF SCHEDULE	RPI	RPI	RPI	RPI
DIV. I ONLY	10- 11	178	0- 1	49	47	131	131	2	2	
DIV. I NON-CONF.	10- 1	17	0- 0	211	147	41	41	2	2	
TOTALS	RPI 1-25	RPI 26-50	W-L RECORDS	RPI 51-100	RPI 101-150	RPI 150+				
10- 11	1- 3	0- 5	OVERALL	0- 1	2- 2	7- 0				
8- 5	1- 2	0- 2	HOME	0- 1	2- 0	5- 0				
1- 6	0- 1	0- 3	AWAY	0- 0	0- 2	1- 0				
1- 0	0- 0	0- 0	NEUTRAL	0- 0	0- 0	1- 0				
10- 1	1- 0	0- 1	NON-CONFERENCE	0- 0	2- 0	7- 0				
8- 0	1- 0	0- 0	HOME	0- 0	2- 0	5- 0				
1- 1	0- 0	0- 1	AWAY	0- 0	0- 0	1- 0				
1- 0	0- 0	0- 0	NEUTRAL	0- 0	0- 0	1- 0				
0- 10	0- 3	0- 4	CONFERENCE	0- 1	0- 2	0- 0				
0- 5	0- 2	0- 2	HOME	0- 1	0- 0	0- 0				
0- 5	0- 1	0- 2	AWAY	0- 0	0- 2	0- 0				
0- 0	0- 0	0- 0	NEUTRAL	0- 0	0- 0	0- 0				

RPI S Opponent Score	RPI S Opponent Score	RPI S Opponent Score	RPI S Opponent Score
4 A Oregon 43 102	26 H California 60 80	70 H Arizona 67 69	109 H Northern Colo. 77 69
5 H Stanford 69 80	27 A Miami (FL) 58 73		124 A Washington St. 48 74
17 H Arizona St. 70 76	29 A Utah 59 78		135 A Washington 58 68
22 H North Carolina 86 74	29 H Utah 61 76		137 H Pepperdine 80 65
	31 A Oregon St. 65 89		192 H Prairie View 79 38
			195 N Utah St. 78 68
			214 H Navy 59 43
			220 H Colorado St. 59 40
			243 A Nevada 65 52
			260 H Samford 81 39
			327 H San Jose St. 76 64
LAST 12 Division I GAMES:			
4 A Oregon 43 102	135 A Washington 58 68		
31 A Oregon St. 65 89	17 H Arizona St. 70 76		
26 H California 60 80	70 H Arizona 67 69		
5 H Stanford 69 80	29 H Utah 61 76		
29 A Utah 59 78	260 H Samford 81 39		
124 A Washington St. 48 74	192 H Prairie View 79 38		

Non-Div I Games:

Colorado

Loss, Non-Conf, S Site, H Home A Away N Neutral

Average RPI Win:	238	WON-LOST	WINNING	LAST 10	STRENGTH OF	OPP. STRENGTH	TEAM	ADJ.	CONF.	ADJ CONF.
Average RPI Loss:	112	RECORD	PCT. RANK	GAMES	SCHEDULE	OF SCHEDULE	RPI	RPI	RPI	RPI
DIV. I ONLY	6- 12	259	1- 0	81	146	220	220	15	15	
DIV. I NON-CONF.	4- 5	190	0- 0	44	102	161	161	13	13	
TOTALS	RPI 1-25	RPI 26-50	W-L RECORDS	RPI 51-100	RPI 101-150	RPI 150+				
6- 12	0- 2	0- 2	OVERALL	0- 1	0- 4	6- 3				
6- 5	0- 1	0- 0	HOME	0- 0	0- 2	6- 2				
0- 7	0- 1	0- 2	AWAY	0- 1	0- 2	0- 1				
0- 0	0- 0	0- 0	NEUTRAL	0- 0	0- 0	0- 0				
4- 5	0- 2	0- 1	NON-CONFERENCE	0- 0	0- 2	4- 0				
4- 2	0- 1	0- 0	HOME	0- 0	0- 1	4- 0				
0- 3	0- 1	0- 1	AWAY	0- 0	0- 1	0- 0				
0- 0	0- 0	0- 0	NEUTRAL	0- 0	0- 0	0- 0				
2- 7	0- 0	0- 1	CONFERENCE	0- 1	0- 2	2- 3				
2- 3	0- 0	0- 0	HOME	0- 0	0- 1	2- 2				
0- 4	0- 0	0- 1	AWAY	0- 1	0- 1	0- 1				
0- 0	0- 0	0- 0	NEUTRAL	0- 0	0- 0	0- 0				

RPI 1-25				RPI 26-50				RPI 51-100				RPI 101+ Team's RPI: 220			
RPI	S	Opponent	Score	RPI	S	Opponent	Score	RPI	S	Opponent	Score	RPI	S	Opponent	Score
12	A	Gonzaga	39 50	31	A	BYU	42 51	60	A	Boise St.	57 70	109	H	Northern Colo.	47 53
17	H	Arizona St.	39 70	39	A	New Mexico	58 70					128	A	Fresno St.	54 57
												128	H	Fresno St.	55 66
												131	A	Colorado	40 59
												167	H	Denver	84 79
												195	H	Utah St.	53 72
												211	H	UNLV	52 49
												243	H	Nevada	38 62
												248	H	Cornell	56 53
												253	A	Air Force	48 63
												253	H	Air Force	55 48
												265	H	Northern Ariz.	65 54
												285	H	North Florida	61 59
LAST 12 Division I GAMES:															
253	H	Air Force	55 48	253	A	Air Force	48 63								
60	A	Boise St.	57 70	128	H	Fresno St.	55 66								
128	A	Fresno St.	54 57	211	H	UNLV	52 49								
243	H	Nevada	38 62	167	H	Denver	84 79								
195	H	Utah St.	53 72	31	A	BYU	42 51								
39	A	New Mexico	58 70	17	H	Arizona St.	39 70								

Non-Div I Games: Chadron St. 91 38 Eastern N.M. 72 46

Colorado St.

Average RPI Win: 228	WON-LOST	WINNING	LAST 10	STRENGTH OF	OPP. STRENGTH	TEAM	ADJ.	CONF.	ADJ CONF.
Average RPI Loss: 178	RECORD	PCT. RANK	GAMES	SCHEDULE	OF SCHEDULE	RPI	RPI	RPI	RPI
DIV. I ONLY	5- 12	282	0- 1	183	254	264	264	11	11
DIV. I NON-CONF.	4- 9	252	0- 0	230	280	265	265	10	10
TOTALS	RPI 1-25	RPI 26-50	W-L RECORDS	RPI 51-100	RPI 101-150	RPI 150+			
5- 12	0- 0	0- 0	OVERALL	0- 3	0- 2	5- 7			
3- 5	0- 0	0- 0	HOME	0- 3	0- 0	3- 2			
2- 7	0- 0	0- 0	AWAY	0- 0	0- 2	2- 5			
0- 0	0- 0	0- 0	NEUTRAL	0- 0	0- 0	0- 0			
4- 9	0- 0	0- 0	NON-CONFERENCE	0- 1	0- 2	4- 6			
2- 3	0- 0	0- 0	HOME	0- 1	0- 0	2- 2			
2- 6	0- 0	0- 0	AWAY	0- 0	0- 2	2- 4			
0- 0	0- 0	0- 0	NEUTRAL	0- 0	0- 0	0- 0			
1- 3	0- 0	0- 0	CONFERENCE	0- 2	0- 0	1- 1			
1- 2	0- 0	0- 0	HOME	0- 2	0- 0	1- 0			
0- 1	0- 0	0- 0	AWAY	0- 0	0- 0	0- 1			
0- 0	0- 0	0- 0	NEUTRAL	0- 0	0- 0	0- 0			

RPI 1-25			RPI 26-50			RPI 51-100			RPI 101+			Team's RPI: 264
RPI	S	Opponent	Score	RPI	S	Opponent	Score	RPI	S	Opponent	Score	
						77 H Princeton	64 79	102 A Boston College		60 74		
						81 H Penn	60 72	139 A Fordham		49 68		
						94 H Houston	72 83	155 A Mercer		72 68		
								189 A Illinois		69 76		
								190 H Hampton		88 63		
								193 A Milwaukee		65 78		
								232 A Colgate		71 84		
								239 H Albany (NY)		58 62		
								248 A Cornell		51 60		
								248 H Cornell		65 57		
								252 A Hofstra		65 63		
								256 H Cal St. Fullerton		58 61		
								280 A Saint Joseph's		61 68		
								296 H Army West Point		70 49		
LAST 12 Division I GAMES:												
81	H	Penn	60 72	239	H	Albany (NY)	58 62					
77	H	Princeton	64 79	139	A	Fordham	49 68					
248	H	Cornell	65 57	256	H	Cal St. Fullerton	58 61					
248	A	Cornell	51 60	102	A	Boston College	60 74					
155	A	Mercer	72 68	280	A	Saint Joseph's	61 68					
190	H	Hampton	88 63	232	A	Colgate	71 84					

Non-Div I Games:

Columbia

■ Loss,
■ Non-Conf,
■ S Site,
■ H Home
■ A Away
N Neutral

Average RPI Win: 348	WON-LOST	WINNING	LAST 10	STRENGTH OF	OPP. STRENGTH	TEAM	ADJ.	CONF.	ADJ CONF.
Average RPI Loss: 183	RECORD	PCT. RANK	GAMES	SCHEDULE	OF SCHEDULE	RPI	RPI	RPI	RPI
DIV. I ONLY	2- 19	343	0- 1	152	344	315	315	32	32
DIV. I NON-CONF.	0- 12	336	0- 0	12	234	234	234	32	32
TOTALS	RPI 1-25	RPI 26-50	W-L RECORDS	RPI 51-100	RPI 101-150	RPI 150+			
2- 19	0- 2	0- 1	OVERALL	0- 3	0- 3	2- 10			
1- 6	0- 0	0- 0	HOME	0- 0	0- 0	1- 6			
1- 12	0- 2	0- 1	AWAY	0- 3	0- 2	1- 4			
0- 1	0- 0	0- 0	NEUTRAL	0- 0	0- 1	0- 0			
0- 12	0- 2	0- 1	NON-CONFERENCE	0- 3	0- 3	0- 3			
0- 1	0- 0	0- 0	HOME	0- 0	0- 0	0- 1			
0- 10	0- 2	0- 1	AWAY	0- 3	0- 2	0- 2			
0- 1	0- 0	0- 0	NEUTRAL	0- 0	0- 1	0- 0			
2- 7	0- 0	0- 0	CONFERENCE	0- 0	0- 0	2- 7			
1- 5	0- 0	0- 0	HOME	0- 0	0- 0	1- 5			
1- 2	0- 0	0- 0	AWAY	0- 0	0- 0	1- 2			
0- 0	0- 0	0- 0	NEUTRAL	0- 0	0- 0	0- 0			

RPI 1-25				RPI 26-50				RPI 51-100				RPI 101+ Team's RPI: 315			
RPI	S	Opponent	Score	RPI	S	Opponent	Score	RPI	S	Opponent	Score	RPI	S	Opponent	Score
7	A	Mississippi St.	38 110	40	A	Ohio	62 87	65	A	West Virginia	37 78	104	A	Virginia	41 55
20	A	Maryland	36 93					67	A	Old Dominion	51 81	129	A	Minnesota	52 84
								89	A	FGCU	61 93	141	N	UAB	61 86
												230	A	Niagara	69 71
												231	A	Marshall	67 88
												233	A	N.C. A&T	42 66
												266	H	Norfolk St.	63 68
												267	H	Bethune-Cookman	65 71
												292	H	South Carolina St.	59 75
												301	H	Morgan St.	57 74
												302	H	UMBC	52 57
												342	A	N.C. Central	57 62
												347	A	Delaware St.	71 57
												348	H	Savannah St.	70 76
												349	H	Florida A&M	73 53
LAST 12 Division I GAMES:															
301	H	Morgan St.	57 74	266	H	Norfolk St.	63 68								
267	H	Bethune-Cookman	65 71	347	A	Delaware St.	71 57								
349	H	Florida A&M	73 53	348	H	Savannah St.	70 76								
233	A	N.C. A&T	42 66	67	A	Old Dominion	51 81								
342	A	N.C. Central	57 62	141	N	UAB	61 86								
292	H	South Carolina St.	59 75	89	A	FGCU	61 93								

Non-Div I Games:

Coppin St.

Average RPI Win:	267	WON-LOST	WINNING	LAST 10	STRENGTH OF	OPP. STRENGTH	TEAM	ADJ.	CONF.	ADJ CONF.
Average RPI Loss:	165	RECORD	PCT. RANK	GAMES	SCHEDULE	OF SCHEDULE	RPI	RPI	RPI	RPI
DIV. I ONLY	7- 8	195	0- 1	278	259	248	248	11	11	
DIV. I NON-CONF.	6- 5	143	0- 0	291	317	206	206	10	10	
TOTALS	RPI 1-25	RPI 26-50	W-L RECORDS	RPI 51-100	RPI 101-150	RPI 150+				
7- 8	0- 0	0- 0	OVERALL	0- 2	0- 2	7- 4				
6- 2	0- 0	0- 0	HOME	0- 2	0- 0	6- 0				
1- 6	0- 0	0- 0	AWAY	0- 0	0- 2	1- 4				
0- 0	0- 0	0- 0	NEUTRAL	0- 0	0- 0	0- 0				
6- 5	0- 0	0- 0	NON-CONFERENCE	0- 0	0- 2	6- 3				
5- 0	0- 0	0- 0	HOME	0- 0	0- 0	5- 0				
1- 5	0- 0	0- 0	AWAY	0- 0	0- 2	1- 3				
0- 0	0- 0	0- 0	NEUTRAL	0- 0	0- 0	0- 0				
1- 3	0- 0	0- 0	CONFERENCE	0- 2	0- 0	1- 1				
1- 2	0- 0	0- 0	HOME	0- 2	0- 0	1- 0				
0- 1	0- 0	0- 0	AWAY	0- 0	0- 0	0- 1				
0- 0	0- 0	0- 0	NEUTRAL	0- 0	0- 0	0- 0				

RPI S	Opponent	Score	RPI S	Opponent	Score	RPI S	Opponent	Score	RPI S	Opponent	Score	Team's RPI: 248
						77	H Princeton	46 75	129	A Minnesota	45 65	
						81	H Penn	46 59	136	A Lehigh	54 67	
									165	A Stony Brook	61 63	
									190	H Hampton	79 53	
									203	H St. Bonaventure	58 44	
									220	A Colorado St.	53 56	
									239	H Albany (NY)	48 34	
									245	A Binghamton	61 72	
									264	A Columbia	57 65	
									264	H Columbia	60 51	
									307	H UMass Lowell	63 54	
									320	A Lafayette	62 59	
									347	H Delaware St.	94 59	
LAST 12 Division I GAMES:												
			77	H Princeton	46 75		320	A Lafayette	62 59			
			81	H Penn	46 59		347	H Delaware St.	94 59			
			264	A Columbia	57 65		165	A Stony Brook	61 63			
			264	H Columbia	60 51		136	A Lehigh	54 67			
			203	H St. Bonaventure	58 44		220	A Colorado St.	53 56			
			190	H Hampton	79 53		129	A Minnesota	45 65			

Non-Div I Games:

Cornell

■ Loss,
 ■ Non-Conf,
 S Site,
 ■ Home
 ■ Away
 N Neutral

Creighton

Through Games Of Feb. 4, 2019

Average RPI Win:	175	WON-LOST	WINNING	LAST 10	STRENGTH OF	OPP. STRENGTH	TEAM	ADJ.	CONF.	ADJ CONF.
Average RPI Loss:	53	RECORD	PCT. RANK	GAMES	SCHEDULE	OF SCHEDULE	RPI	RPI	RPI	RPI
DIV. I ONLY	10- 12	197	0- 1	47	40	105	105	6	6	
DIV. I NON-CONF.	6- 5	143	0- 0	103	56	95	95	4	4	
TOTALS	RPI 1-25	RPI 26-50	W-L RECORDS	RPI 51-100	RPI 101-150	RPI 150+				
10- 12	0- 3	1- 5	OVERALL	1- 2	2- 2	6- 0				
4- 5	0- 1	0- 3	HOME	1- 0	1- 1	2- 0				
4- 7	0- 2	1- 2	AWAY	0- 2	1- 1	2- 0				
2- 0	0- 0	0- 0	NEUTRAL	0- 0	0- 0	2- 0				
6- 5	0- 2	0- 2	NON-CONFERENCE	0- 1	1- 0	5- 0				
2- 2	0- 1	0- 1	HOME	0- 0	1- 0	1- 0				
2- 3	0- 1	0- 1	AWAY	0- 1	0- 0	2- 0				
2- 0	0- 0	0- 0	NEUTRAL	0- 0	0- 0	2- 0				
4- 7	0- 1	1- 3	CONFERENCE	1- 1	1- 2	1- 0				
2- 3	0- 0	0- 2	HOME	1- 0	0- 1	1- 0				
2- 4	0- 1	1- 1	AWAY	0- 1	1- 1	0- 0				
0- 0	0- 0	0- 0	NEUTRAL	0- 0	0- 0	0- 0				

RPI S	Opponent	Score	RPI S	Opponent	Score	RPI S	Opponent	Score	RPI S	Opponent	Score	Team's RPI: 105
8	A Marquette	67 85	28	A South Dakota St.	48 74	92	A Georgetown	53 62	101	H Nebraska	74 65	
19	H Drake	69 85	35	H South Dakota	65 77	92	H Georgetown	65 38	103	H Providence	63 77	
23	A Florida St.	52 71	38	A DePaul	85 82	93	A UNI	55 65	107	A Seton Hall	75 82	
			43	A Villanova	62 67				127	A St. John's (NY)	65 63	
			43	H Villanova	52 54				153	N South Fla.	83 76	
			45	H Butler	43 75				169	H Xavier	66 62	
									171	N Vanderbilt	75 55	
									263	A Wichita St.	83 71	
									312	A North Dakota St.	86 51	
									321	H Omaha	66 51	
LAST 12 Division I GAMES:												
43	A Villanova	62 67	107	A Seton Hall	75 82							
92	A Georgetown	53 62	92	H Georgetown	65 38							
103	H Providence	63 77	43	H Villanova	52 54							
45	H Butler	43 75	8	A Marquette	67 85							
169	H Xavier	66 62	38	A DePaul	85 82							
127	A St. John's (NY)	65 63	171	N Vanderbilt	75 55							

Non-Div I Games:

Creighton

Loss, Non-Conf, S Site, H Home A Away N Neutral

Average RPI Win:	272	WON-LOST	WINNING	LAST 10	STRENGTH OF	OPP. STRENGTH	TEAM	ADJ.	CONF.	ADJ CONF.
Average RPI Loss:	136	RECORD	PCT. RANK	GAMES	SCHEDULE	OF SCHEDULE	RPI	RPI	RPI	RPI
DIV. I ONLY	8- 9	193	0- 1	285	184	225	225	11	11	
DIV. I NON-CONF.	7- 6	153	0- 1	309	249	243	243	10	10	
TOTALS	RPI 1-25	RPI 26-50	W-L RECORDS	RPI 51-100	RPI 101-150	RPI 150+				
8- 9	0- 1	0- 0	OVERALL	0- 4	0- 1	8- 3				
5- 2	0- 1	0- 0	HOME	0- 1	0- 0	5- 0				
3- 5	0- 0	0- 0	AWAY	0- 2	0- 1	3- 2				
0- 2	0- 0	0- 0	NEUTRAL	0- 1	0- 0	0- 1				
7- 6	0- 1	0- 0	NON-CONFERENCE	0- 1	0- 1	7- 3				
5- 1	0- 1	0- 0	HOME	0- 0	0- 0	5- 0				
2- 3	0- 0	0- 0	AWAY	0- 0	0- 1	2- 2				
0- 2	0- 0	0- 0	NEUTRAL	0- 1	0- 0	0- 1				
1- 3	0- 0	0- 0	CONFERENCE	0- 3	0- 0	1- 0				
0- 1	0- 0	0- 0	HOME	0- 1	0- 0	0- 0				
1- 2	0- 0	0- 0	AWAY	0- 2	0- 0	1- 0				
0- 0	0- 0	0- 0	NEUTRAL	0- 0	0- 0	0- 0				

RPI S	Opponent	Score	RPI S	Opponent	Score	RPI S	Opponent	Score	RPI S	Opponent	Score	Team's RPI: 225
25	H Buffalo	69 75				58	N Middle Tenn.	58 70	102	A Boston College	68 99	
						68	A Harvard	46 56	168	H Boston U.	64 44	
						68	H Harvard	57 73	241	A Brown	81 61	
						89	A Yale	49 64	245	H Binghamton	63 39	
									254	A San Diego	76 78	
									256	A Cal St. Fullerton	62 67	
									273	A Vermont	66 42	
									297	H Loyola Maryland	54 41	
									306	N UC Santa Barbara	56 62	
									307	H UMass Lowell	70 54	
									317	H Fairfield	59 46	
									328	A New Hampshire	62 42	
LAST 12 Division I GAMES:												
306	N UC Santa Barbara	56 62	102	A Boston College	68 99							
89	A Yale	49 64	328	A New Hampshire	62 42							
241	A Brown	81 61	25	H Buffalo	69 75							
68	H Harvard	57 73	307	H UMass Lowell	70 54							
68	A Harvard	46 56	317	H Fairfield	59 46							
245	H Binghamton	63 39	168	H Boston U.	64 44							

Non-Div I Games:

Dartmouth

Average RPI Win:	201	WON-LOST	WINNING	LAST 10	STRENGTH OF	OPP. STRENGTH	TEAM	ADJ.	CONF.	ADJ CONF.
Average RPI Loss:	153	RECORD	PCT. RANK	GAMES	SCHEDULE	OF SCHEDULE	RPI	RPI	RPI	RPI
DIV. I ONLY	12- 8	115	1- 0	208	154	133	133	17	17	
DIV. I NON-CONF.	5- 7	206	0- 0	158	159	175	175	16	16	
TOTALS	RPI 1-25	RPI 26-50	W-L RECORDS	RPI 51-100	RPI 101-150	RPI 150+				
12- 8	0- 1	1- 0	OVERALL	0- 1	4- 1	7- 5				
6- 2	0- 0	0- 0	HOME	0- 0	2- 1	4- 1				
6- 6	0- 1	1- 0	AWAY	0- 1	2- 0	3- 4				
0- 0	0- 0	0- 0	NEUTRAL	0- 0	0- 0	0- 0				
5- 7	0- 1	1- 0	NON-CONFERENCE	0- 1	2- 1	2- 4				
3- 1	0- 0	0- 0	HOME	0- 0	2- 1	1- 0				
2- 6	0- 1	1- 0	AWAY	0- 1	0- 0	1- 4				
0- 0	0- 0	0- 0	NEUTRAL	0- 0	0- 0	0- 0				
7- 1	0- 0	0- 0	CONFERENCE	0- 0	2- 0	5- 1				
3- 1	0- 0	0- 0	HOME	0- 0	0- 0	3- 1				
4- 0	0- 0	0- 0	AWAY	0- 0	2- 0	2- 0				
0- 0	0- 0	0- 0	NEUTRAL	0- 0	0- 0	0- 0				

RPI 1-25				RPI 26-50				RPI 51-100				RPI 101+ Team's RPI: 133			
RPI	S	Opponent	Score	RPI	S	Opponent	Score	RPI	S	Opponent	Score	RPI	S	Opponent	Score
9	A	NC State	45 75	47	A	Clemson	90 80	77	A	Princeton	57 65	125	H	High Point	71 62
												138	H	Appalachian St.	78 81
												139	A	Fordham	60 56
												148	H	William & Mary	76 65
												149	A	Duquesne	62 47
												158	A	Charlotte	66 78
												177	A	UNC Asheville	56 69
												187	A	George Washington	62 42
												198	A	Elon	72 73
												199	A	Rhode Island	77 67
												204	H	George Mason	67 59
												207	H	Massachusetts	58 70
												259	H	Richmond	78 55
												261	A	Gardner-Webb	49 54
												286	H	La Salle	80 61
												329	A	Charleston So.	72 34
												335	H	Presbyterian	83 56
LAST 12 Division I GAMES:															
286	H	La Salle	80 61	149	A	Duquesne	62 47								
187	A	George Washington	62 42	204	H	George Mason	67 59								
139	A	Fordham	60 56	9	A	NC State	45 75								
207	H	Massachusetts	58 70	158	A	Charlotte	66 78								
259	H	Richmond	78 55	335	H	Presbyterian	83 56								
199	A	Rhode Island	77 67	47	A	Clemson	90 80								

Non-Div I Games: Queens (NC) 80 47

Davidson

■ Loss,
 ■ Non-Conf, S Site,
 ■ Home
 ■ Away
 N Neutral

Average RPI Win:	185	WON-LOST	WINNING	LAST 10	STRENGTH OF	OPP. STRENGTH	TEAM	ADJ.	CONF.	ADJ CONF.
Average RPI Loss:	84	RECORD	PCT. RANK	GAMES	SCHEDULE	OF SCHEDULE	RPI	RPI	RPI	RPI
DIV. I ONLY	11- 8	127	1- 0	95	93	106	106	17	17	
DIV. I NON-CONF.	5- 6	177	0- 0	19	45	80	80	16	16	
TOTALS	RPI 1-25	RPI 26-50	W-L RECORDS	RPI 51-100	RPI 101-150	RPI 150+				
11- 8	1- 2	1- 1	OVERALL	1- 3	1- 0	7- 2				
8- 1	1- 0	0- 0	HOME	1- 1	1- 0	5- 0				
2- 6	0- 2	0- 1	AWAY	0- 1	0- 0	2- 2				
1- 1	0- 0	1- 0	NEUTRAL	0- 1	0- 0	0- 0				
5- 6	1- 2	1- 1	NON-CONFERENCE	1- 3	0- 0	2- 0				
4- 1	1- 0	0- 0	HOME	1- 1	0- 0	2- 0				
0- 4	0- 2	0- 1	AWAY	0- 1	0- 0	0- 0				
1- 1	0- 0	1- 0	NEUTRAL	0- 1	0- 0	0- 0				
6- 2	0- 0	0- 0	CONFERENCE	0- 0	1- 0	5- 2				
4- 0	0- 0	0- 0	HOME	0- 0	1- 0	3- 0				
2- 2	0- 0	0- 0	AWAY	0- 0	0- 0	2- 2				
0- 0	0- 0	0- 0	NEUTRAL	0- 0	0- 0	0- 0				

RPI S	Opponent	Score	RPI S	Opponent	Score	RPI S	Opponent	Score	RPI S	Opponent	Score	Team's RPI: 106
16	A South Carolina	55 65	41	N Georgia Tech	85 66	56	N Virginia Tech	57 69	139	H Fordham	72 50	
20	A Maryland	71 82	42	A James Madison	55 68	72	A Green Bay	35 51	187	A George Washington	45 46	
25	H Buffalo	72 59				82	H Toledo	70 49	196	A Saint Louis	65 68	
						84	H Northeastern	79 84	199	A Rhode Island	74 62	
									203	A St. Bonaventure	62 49	
									207	H Massachusetts	75 47	
									232	H Colgate	67 58	
									280	H Saint Joseph's	72 65	
									286	H La Salle	84 45	
									338	H Evansville	69 30	
LAST 12 Division I GAMES:												
199	A Rhode Island	74 62	207	H Massachusetts	75 47							
280	H Saint Joseph's	72 65	286	H La Salle	84 45							
196	A Saint Louis	65 68	41	N Georgia Tech	85 66							
139	H Fordham	72 50	56	N Virginia Tech	57 69							
203	A St. Bonaventure	62 49	338	H Evansville	69 30							
187	A George Washington	45 46	25	H Buffalo	72 59							

Non-Div I Games:

Dayton

■ Loss,
 ■ Non-Conf,
 ■ S Site,
 ■ H Home
 ■ A Away
 N Neutral

Average RPI Win:	138	WON-LOST	WINNING	LAST 10	STRENGTH OF	OPP. STRENGTH	TEAM	ADJ.	CONF.	ADJ CONF.
Average RPI Loss:	35	RECORD	PCT. RANK	GAMES	SCHEDULE	OF SCHEDULE	RPI	RPI	RPI	RPI
DIV. I ONLY	15- 7	81	0- 1	40	15	38	38	6	6	
DIV. I NON-CONF.	9- 3	61	0- 0	102	10	45	45	4	4	
TOTALS	RPI 1-25	RPI 26-50	W-L RECORDS	RPI 51-100	RPI 101-150	RPI 150+				
15- 7	0- 5	2- 0	OVERALL	5- 0	3- 2	5- 0				
7- 4	0- 2	0- 0	HOME	2- 0	2- 2	3- 0				
6- 2	0- 2	2- 0	AWAY	1- 0	1- 0	2- 0				
2- 1	0- 1	0- 0	NEUTRAL	2- 0	0- 0	0- 0				
9- 3	0- 3	0- 0	NON-CONFERENCE	4- 0	1- 0	4- 0				
5- 1	0- 1	0- 0	HOME	2- 0	0- 0	3- 0				
2- 1	0- 1	0- 0	AWAY	0- 0	1- 0	1- 0				
2- 1	0- 1	0- 0	NEUTRAL	2- 0	0- 0	0- 0				
6- 4	0- 2	2- 0	CONFERENCE	1- 0	2- 2	1- 0				
2- 3	0- 1	0- 0	HOME	0- 0	2- 2	0- 0				
4- 1	0- 1	2- 0	AWAY	1- 0	0- 0	1- 0				
0- 0	0- 0	0- 0	NEUTRAL	0- 0	0- 0	0- 0				

RPI 1-25				RPI 26-50				Team's RPI: 38				RPI 51-100				RPI 101+			
RPI	S	Opponent	Score	RPI	S	Opponent	Score	RPI	S	Opponent	Score	RPI	S	Opponent	Score	RPI	S	Opponent	Score
1	H	Notre Dame	77 101	43	A	Villanova	66 59	59	N	Kansas St.	79 59	103	H	Providence	88 62				
6	A	UConn	63 99	45	A	Butler	86 78	72	H	Green Bay	73 64	105	H	Creighton	82 85				
8	A	Marquette	63 96					77	N	Princeton	82 67	107	H	Seton Hall	73 84				
8	H	Marquette	87 93					88	H	Northwestern	76 60	127	H	St. John's (NY)	73 64				
10	N	Syracuse	81 83					92	A	Georgetown	69 64	147	A	Oklahoma	87 76				
												169	A	Xavier	73 71				
												188	H	Temple	102 88				
												227	A	Loyola Chicago	102 76				
												290	H	Tennessee St.	95 73				
												348	H	Savannah St.	124 61				
LAST 12 Division I GAMES:																			
				8	H	Marquette	87 93	92	A	Georgetown	69 64								
				169	A	Xavier	73 71	8	A	Marquette	63 96								
				45	A	Butler	86 78	103	H	Providence	88 62								
				107	H	Seton Hall	73 84	105	H	Creighton	82 85								
				127	H	St. John's (NY)	73 64	227	A	Loyola Chicago	102 76								
				43	A	Villanova	66 59	290	H	Tennessee St.	95 73								

Non-Div I Games:

DePaul

■ Loss,
 ■ Non-Conf, S Site,
 ■ Home
 ■ Away
 N Neutral

Delaware

Through Games Of Feb. 4, 2019

Average RPI Win:	240	WON-LOST	WINNING	LAST 10	STRENGTH OF	OPP. STRENGTH	TEAM	ADJ.	CONF.	ADJ CONF.
Average RPI Loss:	102	RECORD	PCT. RANK	GAMES	SCHEDULE	OF SCHEDULE	RPI	RPI	RPI	RPI
DIV. I ONLY	10- 11	178	1- 0	100	217	163	163	10	10	
DIV. I NON-CONF.	5- 7	206	1- 0	125	294	199	199	11	11	
TOTALS	RPI 1-25	RPI 26-50	W-L RECORDS	RPI 51-100	RPI 101-150	RPI 150+				
10- 11	0- 2	0- 1	OVERALL	0- 3	2- 2	8- 3				
4- 5	0- 2	0- 1	HOME	0- 1	1- 1	3- 0				
4- 4	0- 0	0- 0	AWAY	0- 2	1- 0	3- 2				
2- 2	0- 0	0- 0	NEUTRAL	0- 0	0- 1	2- 1				
5- 7	0- 2	0- 0	NON-CONFERENCE	0- 1	0- 1	5- 3				
2- 2	0- 2	0- 0	HOME	0- 0	0- 0	2- 0				
1- 3	0- 0	0- 0	AWAY	0- 1	0- 0	1- 2				
2- 2	0- 0	0- 0	NEUTRAL	0- 0	0- 1	2- 1				
5- 4	0- 0	0- 1	CONFERENCE	0- 2	2- 1	3- 0				
2- 3	0- 0	0- 1	HOME	0- 1	1- 1	1- 0				
3- 1	0- 0	0- 0	AWAY	0- 1	1- 0	2- 0				
0- 0	0- 0	0- 0	NEUTRAL	0- 0	0- 0	0- 0				

RPI S	Opponent	Score	RPI S	Opponent	Score	RPI S	Opponent	Score	RPI S	Opponent	Score	Team's RPI: 163
14	H UCF	60 71	42	H James Madison	43 68	84	A Northeastern	62 75	118	H UNCW	65 53	
20	H Maryland	53 77				86	H Drexel	40 57	119	H Towson	48 56	
						93	A UNI	67 79	140	N Montana St.	60 69	
									148	A William & Mary	70 59	
									156	N Bradley	47 59	
									168	A Boston U.	61 72	
									184	N Nicholls St.	71 56	
									198	A Elon	74 63	
									204	A George Mason	46 72	
									252	A Hofstra	78 59	
									261	H Gardner-Webb	69 45	
									280	H Saint Joseph's	48 39	
									293	H Col. of Charleston	74 50	
									320	N Lafayette	65 47	
									347	A Delaware St.	85 77	
LAST 12 Division I GAMES:												
320	N Lafayette	65 47	84	A Northeastern	62 75							
184	N Nicholls St.	71 56	252	A Hofstra	78 59							
198	A Elon	74 63	86	H Drexel	40 57							
148	A William & Mary	70 59	119	H Towson	48 56							
293	H Col. of Charleston	74 50	42	H James Madison	43 68							
118	H UNCW	65 53	280	H Saint Joseph's	48 39							

Non-Div I Games:

Delaware

Loss, Non-Conf, S Site, H Home A Away N Neutral

Average RPI Win:	345	WON-LOST	WINNING	LAST 10	STRENGTH OF	OPP. STRENGTH	TEAM	ADJ.	CONF.	ADJ CONF.
Average RPI Loss:	215	RECORD	PCT. RANK	GAMES	SCHEDULE	OF SCHEDULE	RPI	RPI	RPI	RPI
DIV. I ONLY	2- 16	334	0- 1	294	348	347	347	32	32	
DIV. I NON-CONF.	0- 9	336	0- 0	131	258	328	328	32	32	
TOTALS	RPI 1-25	RPI 26-50	W-L RECORDS	RPI 51-100	RPI 101-150	RPI 150+				
2- 16	0- 0	0- 1	OVERALL	0- 0	0- 2	2- 13				
2- 5	0- 0	0- 1	HOME	0- 0	0- 0	2- 4				
0- 11	0- 0	0- 0	AWAY	0- 0	0- 2	0- 9				
0- 0	0- 0	0- 0	NEUTRAL	0- 0	0- 0	0- 0				
0- 9	0- 0	0- 1	NON-CONFERENCE	0- 0	0- 2	0- 6				
0- 2	0- 0	0- 1	HOME	0- 0	0- 0	0- 1				
0- 7	0- 0	0- 0	AWAY	0- 0	0- 2	0- 5				
0- 0	0- 0	0- 0	NEUTRAL	0- 0	0- 0	0- 0				
2- 7	0- 0	0- 0	CONFERENCE	0- 0	0- 0	2- 7				
2- 3	0- 0	0- 0	HOME	0- 0	0- 0	2- 3				
0- 4	0- 0	0- 0	AWAY	0- 0	0- 0	0- 4				
0- 0	0- 0	0- 0	NEUTRAL	0- 0	0- 0	0- 0				

RPI 1-25			RPI 26-50			RPI 51-100			RPI 101+			Team's RPI: 347
RPI	S	Opponent	Score	RPI	S	Opponent	Score	RPI	S	Opponent	Score	
				42	H	James Madison	57 103					
								121	A	VCU	55 97	
								127	A	St. John's (NY)	44 82	
								163	H	Delaware	77 85	
								169	A	Xavier	59 80	
								188	A	Temple	61 75	
								213	A	Robert Morris	63 64	
								221	A	Howard	62 78	
								231	A	Marshall	63 75	
								233	H	N.C. A&T	47 67	
								248	A	Cornell	59 94	
								266	A	Norfolk St.	50 63	
								267	A	Bethune-Cookman	55 67	
								292	H	South Carolina St.	60 63	
								315	H	Coppin St.	57 71	
								342	H	N.C. Central	71 61	
								348	H	Savannah St.	66 58	
								349	A	Florida A&M	52 57	
LAST 12 Division I GAMES:												
				292	H	South Carolina St.	60 63					
				348	H	Savannah St.	66 58					
				221	A	Howard	62 78					
				349	A	Florida A&M	52 57					
				267	A	Bethune-Cookman	55 67					
				342	H	N.C. Central	71 61					
				233	H	N.C. A&T	47 67					
				315	H	Coppin St.	57 71					
				266	A	Norfolk St.	50 63					
				121	A	VCU	55 97					
				231	A	Marshall	63 75					
				213	A	Robert Morris	63 64					

Non-Div I Games: Post 65 53 Cheyney 79 59

Delaware St.

Loss, Non-Conf, S Site, H Home A Away N Neutral

Average RPI Win: 191	WON-LOST	WINNING	LAST 10	STRENGTH OF	OPP. STRENGTH	TEAM	ADJ.	CONF.	ADJ CONF.
Average RPI Loss: 153	RECORD	PCT. RANK	GAMES	SCHEDULE	OF SCHEDULE	RPI	RPI	RPI	RPI
DIV. I ONLY	12- 10	146	0- 1	188	150	167	167	19	19
DIV. I NON-CONF.	7- 6	153	0- 0	167	131	155	155	19	19
TOTALS	RPI 1-25	RPI 26-50	W-L RECORDS	RPI 51-100	RPI 101-150	RPI 150+			
12- 10	0- 0	1- 3	OVERALL	2- 0	1- 2	8- 5			
10- 2	0- 0	1- 1	HOME	2- 0	1- 0	6- 1			
2- 8	0- 0	0- 2	AWAY	0- 0	0- 2	2- 4			
0- 0	0- 0	0- 0	NEUTRAL	0- 0	0- 0	0- 0			
7- 6	0- 0	0- 1	NON-CONFERENCE	2- 0	1- 2	4- 3			
6- 1	0- 0	0- 0	HOME	2- 0	1- 0	3- 1			
1- 5	0- 0	0- 1	AWAY	0- 0	0- 2	1- 2			
0- 0	0- 0	0- 0	NEUTRAL	0- 0	0- 0	0- 0			
5- 4	0- 0	1- 2	CONFERENCE	0- 0	0- 0	4- 2			
4- 1	0- 0	1- 1	HOME	0- 0	0- 0	3- 0			
1- 3	0- 0	0- 1	AWAY	0- 0	0- 0	1- 2			
0- 0	0- 0	0- 0	NEUTRAL	0- 0	0- 0	0- 0			

RPI S	Opponent	Score	RPI S	Opponent	Score	RPI S	Opponent	Score	RPI S	Opponent	Score	Team's RPI: 167
28	A South Dakota St.	59 76	28	H South Dakota St.	67 83	69	H Lamar University	117 110	101	A Nebraska	71 96	
35	H South Dakota	104 99	35	H South Dakota	104 99	100	H American	83 54	109	A Northern Colo.	66 74	
46	A Wyoming	74 78	46	A Wyoming	74 78				112	H Loyola Marymount	104 75	
									160	A New Mexico St.	64 66	
									185	H Oral Roberts	93 76	
									203	H St. Bonaventure	76 62	
									219	H UMKC	92 75	
									220	A Colorado St.	79 84	
									222	H North Dakota	87 66	
									242	A Western Ill.	78 87	
									253	H Air Force	92 66	
									258	A Southern Utah	71 70	
									260	H Samford	83 87	
									312	H North Dakota St.	81 54	
									321	A Omaha	95 68	
									332	A Purdue Fort Wayne	55 70	
LAST 12 Division I GAMES:												
28	H South Dakota St.	67 83	35	H South Dakota	104 99							
332	A Purdue Fort Wayne	55 70	242	A Western Ill.	78 87							
185	H Oral Roberts	93 76	321	A Omaha	95 68							
312	H North Dakota St.	81 54	220	A Colorado St.	79 84							
28	A South Dakota St.	59 76	260	H Samford	83 87							
222	H North Dakota	87 66	101	A Nebraska	71 96							

Non-Div I Games:

Denver

Detroit Mercy

Through Games Of Feb. 4, 2019

Average RPI Win:	325	WON-LOST	WINNING	LAST 10	STRENGTH OF	OPP. STRENGTH	TEAM	ADJ.	CONF.	ADJ CONF.
Average RPI Loss:	179	RECORD	PCT. RANK	GAMES	SCHEDULE	OF SCHEDULE	RPI	RPI	RPI	RPI
DIV. I ONLY	2- 19	343	0- 1	255	226	330	330	20	20	
DIV. I NON-CONF.	1- 9	326	0- 0	248	233	322	322	17	17	
TOTALS	RPI 1-25	RPI 26-50	W-L RECORDS	RPI 51-100	RPI 101-150	RPI 150+				
2- 19	0- 0	0- 0	OVERALL	0- 5	0- 4	2- 10				
0- 7	0- 0	0- 0	HOME	0- 2	0- 1	0- 4				
2- 12	0- 0	0- 0	AWAY	0- 3	0- 3	2- 6				
0- 0	0- 0	0- 0	NEUTRAL	0- 0	0- 0	0- 0				
1- 9	0- 0	0- 0	NON-CONFERENCE	0- 3	0- 1	1- 5				
0- 3	0- 0	0- 0	HOME	0- 1	0- 0	0- 2				
1- 6	0- 0	0- 0	AWAY	0- 2	0- 1	1- 3				
0- 0	0- 0	0- 0	NEUTRAL	0- 0	0- 0	0- 0				
1- 10	0- 0	0- 0	CONFERENCE	0- 2	0- 3	1- 5				
0- 4	0- 0	0- 0	HOME	0- 1	0- 1	0- 2				
1- 6	0- 0	0- 0	AWAY	0- 1	0- 2	1- 3				
0- 0	0- 0	0- 0	NEUTRAL	0- 0	0- 0	0- 0				

RPI S	Opponent	Score	RPI S	Opponent	Score	RPI S	Opponent	Score	RPI S	Opponent	Score	Team's RPI: 330
						55	H Miami (OH)	59 78	110	A Ohio St.	41 55	
						57	A Michigan	62 95	126	A Youngstown St.	45 91	
						72	H Green Bay	40 65	126	H Youngstown St.	59 85	
						82	A Toledo	60 77	134	A IUPUI	47 82	
						83	A Wright St.	59 78	191	A Eastern Mich.	53 60	
									193	H Milwaukee	44 62	
									218	A Bowling Green	73 79	
									227	A Loyola Chicago	43 52	
									269	A Cleveland St.	51 67	
									269	H Cleveland St.	49 67	
									281	A Northern Ky.	56 68	
									284	H Western Mich.	44 54	
									304	A Oakland	67 74	
									318	A Manhattan	58 56	
									321	H Omaha	42 51	
									331	A UIC	42 36	
LAST 12 Division I GAMES:												
			126	A Youngstown St.	45 91		331	A UIC	42 36			
			269	A Cleveland St.	51 67		134	A IUPUI	47 82			
			83	A Wright St.	59 78		304	A Oakland	67 74			
			281	A Northern Ky.	56 68		269	H Cleveland St.	49 67			
			193	H Milwaukee	44 62		126	H Youngstown St.	59 85			
			72	H Green Bay	40 65		82	A Toledo	60 77			

Non-Div I Games: Mich.-Dearborn 68 60

Detroit Mercy

Loss, Non-Conf, S Site, H Home A Away N Neutral

Drake

Through Games Of Feb. 4, 2019

Average RPI Win:	152	WON-LOST	WINNING	LAST 10	STRENGTH OF	OPP. STRENGTH	TEAM	ADJ.	CONF.	ADJ CONF.
Average RPI Loss:	24	RECORD	PCT. RANK	GAMES	SCHEDULE	OF SCHEDULE	RPI	RPI	RPI	RPI
DIV. I ONLY	15- 5	52	1- 0	33	59	19	19	13	13	
DIV. I NON-CONF.	7- 4	109	1- 0	6	2	12	12	14	14	
TOTALS	RPI 1-25	RPI 26-50	W-L RECORDS	RPI 51-100	RPI 101-150	RPI 150+				
15- 5	2- 3	1- 1	OVERALL	1- 1	3- 0	8- 0				
5- 2	0- 1	1- 0	HOME	0- 1	1- 0	3- 0				
8- 2	0- 1	0- 1	AWAY	1- 0	2- 0	5- 0				
2- 1	2- 1	0- 0	NEUTRAL	0- 0	0- 0	0- 0				
7- 4	2- 3	1- 1	NON-CONFERENCE	0- 0	3- 0	1- 0				
2- 1	0- 1	1- 0	HOME	0- 0	1- 0	0- 0				
3- 2	0- 1	0- 1	AWAY	0- 0	2- 0	1- 0				
2- 1	2- 1	0- 0	NEUTRAL	0- 0	0- 0	0- 0				
8- 1	0- 0	0- 0	CONFERENCE	1- 1	0- 0	7- 0				
3- 1	0- 0	0- 0	HOME	0- 1	0- 0	3- 0				
5- 0	0- 0	0- 0	AWAY	1- 0	0- 0	4- 0				
0- 0	0- 0	0- 0	NEUTRAL	0- 0	0- 0	0- 0				

RPI	S	Opponent	Score	RPI	S	Opponent	Score	RPI	S	Opponent	Score	RPI	S	Opponent	Score
1	N	Notre Dame	64 82	28	A	South Dakota St.	71 80	66	H	Missouri St.	79 85	101	A	Nebraska	83 77
11	A	Iowa St.	81 86	35	H	South Dakota	76 64	93	A	UNI	88 64	105	A	Creighton	85 69
13	H	Iowa	82 91									144	H	CSUN	73 63
15	N	Rutgers	69 59									154	H	Southern Ill.	94 66
16	N	South Carolina	90 85									156	A	Bradley	92 63
LAST 12 Division I GAMES:															
				16	N	South Carolina	90 85	93	A	UNI	88 64				
				1	N	Notre Dame	64 82	294	H	Valparaiso	84 53				
				154	H	Southern Ill.	94 66	227	H	Loyola Chicago	69 60				
				66	H	Missouri St.	79 85	186	A	Illinois St.	82 64				
				338	A	Evansville	78 47	156	A	Bradley	92 63				
				173	A	Indiana St.	70 68	13	H	Iowa	82 91				

Non-Div I Games: Clarke 91 43

Drake

Loss, Non-Conf, S Site, H Home A Away N Neutral

Average RPI Win:	217	WON-LOST	WINNING	LAST 10	STRENGTH OF	OPP. STRENGTH	TEAM	ADJ.	CONF.	ADJ CONF.
Average RPI Loss:	77	RECORD	PCT. RANK	GAMES	SCHEDULE	OF SCHEDULE	RPI	RPI	RPI	RPI
DIV. I ONLY	15- 5	52	1- 0	144	198	86	86	10	10	
DIV. I NON-CONF.	8- 3	72	1- 0	172	271	103	103	11	11	
TOTALS	RPI 1-25	RPI 26-50	W-L RECORDS	RPI 51-100	RPI 101-150	RPI 150+				
15- 5	0- 0	1- 1	OVERALL	1- 3	2- 1	11- 0				
5- 4	0- 0	1- 1	HOME	0- 2	1- 1	3- 0				
9- 0	0- 0	0- 0	AWAY	1- 0	1- 0	7- 0				
1- 1	0- 0	0- 0	NEUTRAL	0- 1	0- 0	1- 0				
8- 3	0- 0	1- 0	NON-CONFERENCE	0- 3	0- 0	7- 0				
3- 2	0- 0	1- 0	HOME	0- 2	0- 0	2- 0				
4- 0	0- 0	0- 0	AWAY	0- 0	0- 0	4- 0				
1- 1	0- 0	0- 0	NEUTRAL	0- 1	0- 0	1- 0				
7- 2	0- 0	0- 1	CONFERENCE	1- 0	2- 1	4- 0				
2- 2	0- 0	0- 1	HOME	0- 0	1- 1	1- 0				
5- 0	0- 0	0- 0	AWAY	1- 0	1- 0	3- 0				
0- 0	0- 0	0- 0	NEUTRAL	0- 0	0- 0	0- 0				

RPI 1-25				RPI 26-50				RPI 51-100				Team's RPI: 86	RPI 101+			
RPI	S	Opponent	Score	RPI	S	Opponent	Score	RPI	S	Opponent	Score		RPI	S	Opponent	Score
				42	H	James Madison	35 51	62	H	Quinnipiac	52 56		118	H	UNCW	67 55
				48	H	Bucknell	64 42	81	H	Penn	39 55		119	H	Towson	54 55
								83	N	Wright St.	63 71		148	A	William & Mary	62 58
								84	A	Northeastern	61 59		163	A	Delaware	57 40
													198	A	Elon	59 44
													252	A	Hofstra	61 49
													259	A	Richmond	58 35
													261	H	Gardner-Webb	65 48
													271	N	Siena	51 39
													273	A	Vermont	60 44
													280	H	Saint Joseph's	51 34
													286	A	La Salle	58 43
													293	H	Col. of Charleston	76 53
													318	A	Manhattan	53 39
LAST 12 Division I GAMES:																
				273	A	Vermont	60 44	84	A	Northeastern	61 59					
				148	A	William & Mary	62 58	163	A	Delaware	57 40					
				198	A	Elon	59 44	42	H	James Madison	35 51					
				118	H	UNCW	67 55	119	H	Towson	54 55					
				293	H	Col. of Charleston	76 53	259	A	Richmond	58 35					
				252	A	Hofstra	61 49	81	H	Penn	39 55					

Non-Div I Games:

Drexel

■ Loss,
■ Non-Conf, S Site,
■ Home
■ Away
N Neutral

Average RPI Win:	152	WON-LOST	WINNING	LAST 10	STRENGTH OF	OPP. STRENGTH	TEAM	ADJ.	CONF.	ADJ CONF.
Average RPI Loss:	46	RECORD	PCT. RANK	GAMES	SCHEDULE	OF SCHEDULE	RPI	RPI	RPI	RPI
DIV. I ONLY	10- 11	178	0- 1	16	21	71	71	1	1	
DIV. I NON-CONF.	8- 4	91	0- 1	70	67	49	49	1	1	
TOTALS	RPI 1-25	RPI 26-50	W-L RECORDS	RPI 51-100	RPI 101-150	RPI 150+				
10- 11	0- 4	0- 4	OVERALL	3- 1	2- 2	5- 0				
7- 3	0- 2	0- 1	HOME	2- 0	2- 0	3- 0				
2- 6	0- 2	0- 2	AWAY	1- 1	0- 1	1- 0				
1- 2	0- 0	0- 1	NEUTRAL	0- 0	0- 1	1- 0				
8- 4	0- 0	0- 2	NON-CONFERENCE	2- 1	1- 1	5- 0				
5- 0	0- 0	0- 0	HOME	1- 0	1- 0	3- 0				
2- 2	0- 0	0- 1	AWAY	1- 1	0- 0	1- 0				
1- 2	0- 0	0- 1	NEUTRAL	0- 0	0- 1	1- 0				
2- 7	0- 4	0- 2	CONFERENCE	1- 0	1- 1	0- 0				
2- 3	0- 2	0- 1	HOME	1- 0	1- 0	0- 0				
0- 4	0- 2	0- 1	AWAY	0- 0	0- 1	0- 0				
0- 0	0- 0	0- 0	NEUTRAL	0- 0	0- 0	0- 0				

RPI 1-25				RPI 26-50				RPI 51-100				Team's RPI: 71		RPI 101+			
RPI	S	Opponent	Score	RPI	S	Opponent	Score	RPI	S	Opponent	Score			RPI	S	Opponent	Score
3	H	Louisville	51 73	27	H	Miami (FL)	50 58	76	A	Maine	66 63			102	A	Boston College	90 92
9	A	NC State	51 63	31	A	Oregon St.	57 71	88	A	Northwestern	58 84			123	H	Pittsburgh	74 55
10	H	Syracuse	55 64	36	N	Missouri	54 62	89	H	FGCU	57 41			135	N	Washington	64 71
23	A	Florida St.	62 66	41	A	Georgia Tech	64 70	98	H	Wake Forest	66 52			150	H	Marist	64 56
														178	A	Wisconsin	60 53
														180	N	Ball St.	79 62
														198	H	Elon	81 64
														211	H	UNLV	66 38
														216	H	East Carolina	83 66
LAST 12 Division I GAMES:																	
				36	N	Missouri	54 62	23	A	Florida St.	62 66						
				180	N	Ball St.	79 62	27	H	Miami (FL)	50 58						
				123	H	Pittsburgh	74 55	41	A	Georgia Tech	64 70						
				102	A	Boston College	90 92	3	H	Louisville	51 73						
				10	H	Syracuse	55 64	9	A	NC State	51 63						
				98	H	Wake Forest	66 52	89	H	FGCU	57 41						

Non-Div I Games:

Duke

■ Loss,
 ■ Non-Conf,
 ■ S Site,
 ■ H Home
 ■ A Away
 N Neutral

Average RPI Win:	210	WON-LOST	WINNING	LAST 10	STRENGTH OF	OPP. STRENGTH	TEAM	ADJ.	CONF.	ADJ CONF.
Average RPI Loss:	100	RECORD	PCT. RANK	GAMES	SCHEDULE	OF SCHEDULE	RPI	RPI	RPI	RPI
DIV. I ONLY	11- 10	155	0- 1	174	83	149	149	17	17	
DIV. I NON-CONF.	6- 7	172	0- 0	93	23	117	117	16	16	
TOTALS	RPI 1-25	RPI 26-50	W-L RECORDS	RPI 51-100	RPI 101-150	RPI 150+				
11- 10	0- 2	0- 2	OVERALL	1- 1	1- 3	9- 2				
5- 4	0- 1	0- 0	HOME	0- 0	0- 2	5- 1				
6- 4	0- 0	0- 2	AWAY	1- 1	1- 1	4- 0				
0- 2	0- 1	0- 0	NEUTRAL	0- 0	0- 0	0- 1				
6- 7	0- 2	0- 2	NON-CONFERENCE	1- 1	1- 1	4- 1				
3- 2	0- 1	0- 0	HOME	0- 0	0- 1	3- 0				
3- 3	0- 0	0- 2	AWAY	1- 1	1- 0	1- 0				
0- 2	0- 1	0- 0	NEUTRAL	0- 0	0- 0	0- 1				
5- 3	0- 0	0- 0	CONFERENCE	0- 0	0- 2	5- 1				
2- 2	0- 0	0- 0	HOME	0- 0	0- 1	2- 1				
3- 1	0- 0	0- 0	AWAY	0- 0	0- 1	3- 0				
0- 0	0- 0	0- 0	NEUTRAL	0- 0	0- 0	0- 0				

RPI 1-25			RPI 26-50			RPI 51-100			RPI 101+ Team's RPI: 149		
RPI	S	Opponent	Score	RPI	S	Opponent	Score	RPI	S	Opponent	Score
10	N	Syracuse	71 87	30	A	Texas	41 78	75	A	Kent St.	77 72
14	H	UCF	63 71	50	A	TCU	48 61	82	A	Toledo	52 65
LAST 12 Division I GAMES:											
139	A	Fordham	46 57	133	H	Davidson	47 62	115	A	Penn St.	64 58
187	H	George Washington	54 55	203	A	St. Bonaventure	60 54	123	H	Pittsburgh	58 66
286	A	La Salle	66 62	188	H	Temple	54 53	133	H	Davidson	47 62
259	H	Richmond	80 54	123	H	Pittsburgh	58 66	139	A	Fordham	46 57
280	H	Saint Joseph's	81 73	229	N	Liberty	51 55	187	H	George Washington	54 55
204	A	George Mason	60 57	10	N	Syracuse	71 87	188	H	Temple	54 53
								203	A	St. Bonaventure	60 54
								204	A	George Mason	60 57
								206	A	Saint Francis (PA)	93 73
								229	N	Liberty	51 55
								246	H	ETSU	66 58
								247	H	Mt. St. Mary's	73 64
								259	H	Richmond	80 54
								280	H	Saint Joseph's	81 73
								286	A	La Salle	66 62

Non-Div I Games:

Duquesne

■ Loss,
■ Non-Conf,
■ S Site,
■ H Home
■ A Away
N Neutral

Average RPI Win:	257	WON-LOST	WINNING	LAST 10	STRENGTH OF	OPP. STRENGTH	TEAM	ADJ.	CONF.	ADJ CONF.
Average RPI Loss:	115	RECORD	PCT. RANK	GAMES	SCHEDULE	OF SCHEDULE	RPI	RPI	RPI	RPI
DIV. I ONLY	6- 17	297	0- 2	76	177	246	246	25	25	
DIV. I NON-CONF.	2- 14	319	0- 2	24	130	223	223	24	24	
TOTALS	RPI 1-25	RPI 26-50	W-L RECORDS	RPI 51-100	RPI 101-150	RPI 150+				
6- 17	0- 3	0- 0	OVERALL	0- 4	1- 6	5- 4				
6- 4	0- 0	0- 0	HOME	0- 2	1- 1	5- 1				
0- 10	0- 1	0- 0	AWAY	0- 2	0- 4	0- 3				
0- 3	0- 2	0- 0	NEUTRAL	0- 0	0- 1	0- 0				
2- 14	0- 3	0- 0	NON-CONFERENCE	0- 4	1- 5	1- 2				
2- 4	0- 0	0- 0	HOME	0- 2	1- 1	1- 1				
0- 7	0- 1	0- 0	AWAY	0- 2	0- 3	0- 1				
0- 3	0- 2	0- 0	NEUTRAL	0- 0	0- 1	0- 0				
4- 3	0- 0	0- 0	CONFERENCE	0- 0	0- 1	4- 2				
4- 0	0- 0	0- 0	HOME	0- 0	0- 0	4- 0				
0- 3	0- 0	0- 0	AWAY	0- 0	0- 1	0- 2				
0- 0	0- 0	0- 0	NEUTRAL	0- 0	0- 0	0- 0				

RPI	S	Opponent	Score
15	N	Rutgers	44 68
16	N	South Carolina	55 101
24	A	Michigan St.	53 75

RPI	S	Opponent	Score
-----	---	----------	-------

RPI	S	Opponent	Score
61	A	Tennessee	61 80
87	A	Cincinnati	64 77
91	H	Troy	66 84
94	H	Houston	77 84

RPI	S	Opponent	Score	Team's RPI: 246
108	A	South Alabama	74 81	
117	N	Western Ky.	68 82	
120	A	Radford	64 79	
125	H	High Point	65 73	
130	A	Chattanooga	67 76	
138	H	Appalachian St.	95 64	
149	A	Duquesne	58 66	
155	A	Mercer	41 64	
177	A	UNC Asheville	55 56	
229	H	Liberty	86 89	
233	H	N.C. A&T	61 56	
240	H	Furman	75 70	
260	A	Samford	58 79	
283	H	Wofford	92 79	
313	H	UNC Greensboro	85 76	
334	H	Western Caro.	88 80	

LAST 12 Division I GAMES:

15	N	Rutgers	44 68	283	H	Wofford	92 79
117	N	Western Ky.	68 82	240	H	Furman	75 70
334	H	Western Caro.	88 80	130	A	Chattanooga	67 76
313	H	UNC Greensboro	85 76	125	H	High Point	65 73
155	A	Mercer	41 64	61	A	Tennessee	61 80
260	A	Samford	58 79	149	A	Duquesne	58 66

Non-Div I Games:

ETSU

■ Loss,
 ■ Non-Conf,
 ■ S Site,
 ■ H Home
 ■ A Away
 N Neutral

East Carolina

Through Games Of Feb. 4, 2019

Average RPI Win:	248	WON-LOST	WINNING	LAST 10	STRENGTH OF	OPP. STRENGTH	TEAM	ADJ.	CONF.	ADJ CONF.
Average RPI Loss:	146	RECORD	PCT. RANK	GAMES	SCHEDULE	OF SCHEDULE	RPI	RPI	RPI	RPI
DIV. I ONLY	11- 10	155	1- 0	256	200	216	216	9	9	
DIV. I NON-CONF.	9- 4	85	0- 0	307	269	193	193	9	9	
TOTALS	RPI 1-25	RPI 26-50	W-L RECORDS	RPI 51-100	RPI 101-150	RPI 150+				
11- 10	0- 1	0- 0	OVERALL	1- 1	1- 3	9- 5				
9- 3	0- 1	0- 0	HOME	1- 0	1- 1	7- 1				
0- 7	0- 0	0- 0	AWAY	0- 1	0- 2	0- 4				
2- 0	0- 0	0- 0	NEUTRAL	0- 0	0- 0	2- 0				
9- 4	0- 0	0- 0	NON-CONFERENCE	1- 1	0- 2	8- 1				
7- 1	0- 0	0- 0	HOME	1- 0	0- 1	6- 0				
0- 3	0- 0	0- 0	AWAY	0- 1	0- 1	0- 1				
2- 0	0- 0	0- 0	NEUTRAL	0- 0	0- 0	2- 0				
2- 6	0- 1	0- 0	CONFERENCE	0- 0	1- 1	1- 4				
2- 2	0- 1	0- 0	HOME	0- 0	1- 0	1- 1				
0- 4	0- 0	0- 0	AWAY	0- 0	0- 1	0- 3				
0- 0	0- 0	0- 0	NEUTRAL	0- 0	0- 0	0- 0				

RPI S	Opponent	Score	RPI S	Opponent	Score	RPI S	Opponent	Score	RPI S	Opponent	Score	Team's RPI: 216
14	H UCF	58 61				71	A Duke	66 83	118	H UNCW	68 71	
						98	H Wake Forest	70 61	122	A Tulane	57 68	
									122	H Tulane	63 61	
									148	A William & Mary	43 63	
									158	A Charlotte	46 52	
									162	H Tulsa	55 75	
									179	H UMES	84 69	
									188	A Temple	62 84	
									212	A Memphis	46 58	
									227	H Monmouth	73 67	
									229	H Liberty	66 63	
									263	A Wichita St.	47 57	
									263	H Wichita St.	78 56	
									292	N South Carolina St.	71 63	
									295	H Kennesaw St.	68 56	
									337	H USC Upstate	63 53	
									340	H Grand Canyon	59 47	
									343	N Longwood	61 52	
LAST 12 Division I GAMES:												
122	H Tulane	63 61	263	H Wichita St.	78 56							
263	A Wichita St.	47 57	122	A Tulane	57 68							
188	A Temple	62 84	118	H UNCW	68 71							
14	H UCF	58 61	71	A Duke	66 83							
212	A Memphis	46 58	292	N South Carolina St.	71 63							
162	H Tulsa	55 75	343	N Longwood	61 52							

Non-Div I Games:

East Carolina

Loss, Non-Conf, S Site, H Home A Away N Neutral

Eastern Ill.

Through Games Of Feb. 4, 2019

Average RPI Win:	248	WON-LOST	WINNING	LAST 10	STRENGTH OF	OPP. STRENGTH	TEAM	ADJ.	CONF.	ADJ CONF.
Average RPI Loss:	175	RECORD	PCT. RANK	GAMES	SCHEDULE	OF SCHEDULE	RPI	RPI	RPI	RPI
DIV. I ONLY	6- 12	259	0- 1	202	296	279	279	22	22	
DIV. I NON-CONF.	3- 5	227	0- 0	203	246	216	216	20	20	
TOTALS	RPI 1-25	RPI 26-50	W-L RECORDS	RPI 51-100	RPI 101-150	RPI 150+				
6- 12	0- 0	0- 1	OVERALL	0- 1	1- 3	5- 7				
5- 3	0- 0	0- 0	HOME	0- 0	1- 1	4- 2				
0- 9	0- 0	0- 1	AWAY	0- 1	0- 2	0- 5				
1- 0	0- 0	0- 0	NEUTRAL	0- 0	0- 0	1- 0				
3- 5	0- 0	0- 1	NON-CONFERENCE	0- 1	0- 0	3- 3				
2- 0	0- 0	0- 0	HOME	0- 0	0- 0	2- 0				
0- 5	0- 0	0- 1	AWAY	0- 1	0- 0	0- 3				
1- 0	0- 0	0- 0	NEUTRAL	0- 0	0- 0	1- 0				
3- 7	0- 0	0- 0	CONFERENCE	0- 0	1- 3	2- 4				
3- 3	0- 0	0- 0	HOME	0- 0	1- 1	2- 2				
0- 4	0- 0	0- 0	AWAY	0- 0	0- 2	0- 2				
0- 0	0- 0	0- 0	NEUTRAL	0- 0	0- 0	0- 0				

RPI S	Opponent	Score	RPI S	Opponent	Score	RPI S	Opponent	Score	RPI S	Opponent	Score	Team's RPI: 279
45	A Butler	37 72	99	A Northern Ill.	59 78	116	H Morehead St.	57 67	132	A UT Martin	66 90	
						132	H UT Martin	77 71	142	A Tennessee Tech	88 99	
						154	A Southern Ill.	59 73	156	A Bradley	64 67	
						173	H Indiana St.	63 39	215	A Southeast Mo. St.	57 72	
						223	A Jacksonville St.	49 78	236	H SIUE	56 65	
						242	N Western Ill.	64 62	282	H Austin Peay	60 73	
						289	H Murray St.	75 67	294	A Valparaiso	60 62	
						322	H Eastern Ky.	80 60	332	H Purdue Fort Wayne	72 63	
LAST 12 Division I GAMES:												
116	H Morehead St.	57 67	142	A Tennessee Tech	88 99							
322	H Eastern Ky.	80 60	223	A Jacksonville St.	49 78							
215	A Southeast Mo. St.	57 72	236	H SIUE	56 65							
132	A UT Martin	66 90	132	H UT Martin	77 71							
282	H Austin Peay	60 73	173	H Indiana St.	63 39							
289	H Murray St.	75 67	99	A Northern Ill.	59 78							

Non-Div I Games: Lincoln Christian 97 34 Eureka 104 48 Oakland City 102 43

Eastern Ill.

Loss, Non-Conf, S Site, H Home A Away N Neutral

Average RPI Win:	0	WON-LOST	WINNING	LAST 10	STRENGTH OF	OPP. STRENGTH	TEAM	ADJ.	CONF.	ADJ CONF.
Average RPI Loss:	170	RECORD	PCT. RANK	GAMES	SCHEDULE	OF SCHEDULE	RPI	RPI	RPI	RPI
DIV. I ONLY	0- 19	351	0- 1	90	284	322	322	22	22	
DIV. I NON-CONF.	0- 9	336	0- 1	17	250	250	250	20	20	
TOTALS	RPI 1-25	RPI 26-50	W-L RECORDS	RPI 51-100	RPI 101-150	RPI 150+				
0- 19	0- 1	0- 1	OVERALL	0- 4	0- 3	0- 10				
0- 6	0- 0	0- 0	HOME	0- 0	0- 2	0- 4				
0- 11	0- 0	0- 1	AWAY	0- 3	0- 1	0- 6				
0- 2	0- 1	0- 0	NEUTRAL	0- 1	0- 0	0- 0				
0- 9	0- 1	0- 1	NON-CONFERENCE	0- 3	0- 1	0- 3				
0- 2	0- 0	0- 0	HOME	0- 0	0- 0	0- 2				
0- 5	0- 0	0- 1	AWAY	0- 2	0- 1	0- 1				
0- 2	0- 1	0- 0	NEUTRAL	0- 1	0- 0	0- 0				
0- 10	0- 0	0- 0	CONFERENCE	0- 1	0- 2	0- 7				
0- 4	0- 0	0- 0	HOME	0- 0	0- 2	0- 2				
0- 6	0- 0	0- 0	AWAY	0- 1	0- 0	0- 5				
0- 0	0- 0	0- 0	NEUTRAL	0- 0	0- 0	0- 0				

RPI S	Opponent	Score	RPI S	Opponent	Score	RPI S	Opponent	Score	RPI S	Opponent	Score	Team's RPI: 322
23 N	Florida St.	45 62	40 A	Ohio	60 100	55 A	Miami (OH)	44 60	132 H	UT Martin	61 87	
						64 A	Belmont	43 69	142 H	Tennessee Tech	68 81	
						65 A	West Virginia	29 78	146 A	Akron	54 63	
						65 N	West Virginia	39 81	196 H	Saint Louis	43 70	
									204 H	George Mason	75 91	
									215 H	Southeast Mo. St.	42 52	
									223 H	Jacksonville St.	44 53	
									236 A	SIUE	55 74	
									279 A	Eastern Ill.	60 80	
									282 A	Austin Peay	65 100	
									284 A	Western Mich.	53 64	
									289 A	Murray St.	63 81	
									290 A	Tennessee St.	38 60	
LAST 12 Division I GAMES:												
65 N	West Virginia	39 81	132 H	UT Martin	61 87							
236 A	SIUE	55 74	64 A	Belmont	43 69							
279 A	Eastern Ill.	60 80	290 A	Tennessee St.	38 60							
142 H	Tennessee Tech	68 81	289 A	Murray St.	63 81							
223 H	Jacksonville St.	44 53	282 A	Austin Peay	65 100							
215 H	Southeast Mo. St.	42 52	65 A	West Virginia	29 78							

Non-Div I Games: Brescia 70 41 Ky. Christian 90 35

Eastern Ky.

Average RPI Win:	271	WON-LOST	WINNING	LAST 10	STRENGTH OF	OPP. STRENGTH	TEAM	ADJ.	CONF.	ADJ CONF.
Average RPI Loss:	91	RECORD	PCT. RANK	GAMES	SCHEDULE	OF SCHEDULE	RPI	RPI	RPI	RPI
DIV. I ONLY	9- 9	161	0- 1	215	133	191	191	7	7	
DIV. I NON-CONF.	6- 4	125	0- 0	343	226	253	253	8	8	
TOTALS	RPI 1-25	RPI 26-50	W-L RECORDS	RPI 51-100	RPI 101-150	RPI 150+				
9- 9	0- 3	0- 2	OVERALL	0- 2	1- 0	8- 2				
6- 2	0- 1	0- 0	HOME	0- 1	0- 0	6- 0				
3- 4	0- 1	0- 1	AWAY	0- 1	1- 0	2- 1				
0- 3	0- 1	0- 1	NEUTRAL	0- 0	0- 0	0- 1				
6- 4	0- 1	0- 1	NON-CONFERENCE	0- 0	0- 0	6- 2				
4- 0	0- 0	0- 0	HOME	0- 0	0- 0	4- 0				
2- 1	0- 0	0- 0	AWAY	0- 0	0- 0	2- 1				
0- 3	0- 1	0- 1	NEUTRAL	0- 0	0- 0	0- 1				
3- 5	0- 2	0- 1	CONFERENCE	0- 2	1- 0	2- 0				
2- 2	0- 1	0- 0	HOME	0- 1	0- 0	2- 0				
1- 3	0- 1	0- 1	AWAY	0- 1	1- 0	0- 0				
0- 0	0- 0	0- 0	NEUTRAL	0- 0	0- 0	0- 0				

RPI 1-25				RPI 26-50				RPI 51-100				RPI 101+ Team's RPI: 191			
RPI	S	Opponent	Score	RPI	S	Opponent	Score	RPI	S	Opponent	Score	RPI	S	Opponent	Score
11	N	Iowa St.	59 85	40	A	Ohio	44 85	75	A	Kent St.	64 71	146	A	Akron	72 60
21	A	Central Mich.	61 71	45	N	Butler	63 73	99	H	Northern Ill.	65 68	186	H	Illinois St.	50 41
25	H	Buffalo	84 91									189	A	Illinois	66 72
												218	H	Bowling Green	81 74
												269	H	Cleveland St.	69 63
												284	H	Western Mich.	64 61
												313	N	UNC Greensboro	44 49
												330	H	Detroit Mercy	60 53
												331	H	UIC	52 38
												332	A	Purdue Fort Wayne	87 72
												343	A	Longwood	64 45
LAST 12 Division I GAMES:															
99	H	Northern Ill.	65 68	25	H	Buffalo	84 91								
21	A	Central Mich.	61 71	75	A	Kent St.	64 71								
218	H	Bowling Green	81 74	45	N	Butler	63 73								
40	A	Ohio	44 85	313	N	UNC Greensboro	44 49								
146	A	Akron	72 60	343	A	Longwood	64 45								
284	H	Western Mich.	64 61	332	A	Purdue Fort Wayne	87 72								

Non-Div I Games: Northwood 53 39

Eastern Mich.

■ Loss,
■ Non-Conf,
■ S Site,
■ H Home
■ A Away
N Neutral

Average RPI Win:	215	WON-LOST	WINNING	LAST 10	STRENGTH OF	OPP. STRENGTH	TEAM	ADJ.	CONF.	ADJ CONF.
Average RPI Loss:	123	RECORD	PCT. RANK	GAMES	SCHEDULE	OF SCHEDULE	RPI	RPI	RPI	RPI
DIV. I ONLY	4- 14	309	1- 0	62	169	197	197	16	16	
DIV. I NON-CONF.	0- 8	336	0- 0	13	143	225	225	12	12	
TOTALS	RPI 1-25	RPI 26-50	W-L RECORDS	RPI 51-100	RPI 101-150	RPI 150+				
4- 14	0- 1	0- 3	OVERALL	0- 3	2- 2	2- 5				
0- 6	0- 1	0- 1	HOME	0- 0	0- 2	0- 2				
4- 6	0- 0	0- 1	AWAY	0- 3	2- 0	2- 2				
0- 2	0- 0	0- 1	NEUTRAL	0- 0	0- 0	0- 1				
0- 8	0- 1	0- 3	NON-CONFERENCE	0- 1	0- 1	0- 2				
0- 3	0- 1	0- 1	HOME	0- 0	0- 1	0- 0				
0- 3	0- 0	0- 1	AWAY	0- 1	0- 0	0- 1				
0- 2	0- 0	0- 1	NEUTRAL	0- 0	0- 0	0- 1				
4- 6	0- 0	0- 0	CONFERENCE	0- 2	2- 1	2- 3				
0- 3	0- 0	0- 0	HOME	0- 0	0- 1	0- 2				
4- 3	0- 0	0- 0	AWAY	0- 2	2- 0	2- 1				
0- 0	0- 0	0- 0	NEUTRAL	0- 0	0- 0	0- 0				

RPI 1-25				RPI 26-50				RPI 51-100				RPI 101+ Team's RPI: 197			
RPI	S	Opponent	Score	RPI	S	Opponent	Score	RPI	S	Opponent	Score	RPI	S	Opponent	Score
12	H	Gonzaga	51 63	29	H	Utah	51 95	60	A	Boise St.	55 67	109	H	Northern Colo.	62 67
				31	A	BYU	65 80	74	A	Idaho St.	48 63	128	H	Fresno St.	58 68
				31	N	Oregon St.	45 93	96	A	Idaho	68 84	140	A	Montana St.	89 87
												145	A	Montana	68 62
												163	H	Portland St.	64 76
												170	N	UC Riverside	45 57
												238	H	Sacramento St.	70 73
												258	A	Southern Utah	63 73
												265	A	Northern Ariz.	64 62
												308	A	Weber St.	64 58
												323	A	Cal Poly	55 59
LAST 12 Division I GAMES:															
265	A	Northern Ariz.	64 62	109	H	Northern Colo.	62 67								
258	A	Southern Utah	63 73	96	A	Idaho	68 84								
238	H	Sacramento St.	70 73	74	A	Idaho St.	48 63								
163	H	Portland St.	64 76	308	A	Weber St.	64 58								
140	A	Montana St.	89 87	170	N	UC Riverside	45 57								
145	A	Montana	68 62	31	N	Oregon St.	45 93								

Non-Div I Games: Eastern Ore. 66 45

Eastern Wash.

■ Loss,
 ■ Non-Conf,
 ■ S Site,
 ■ H Home
 ■ A Away
 N Neutral

Average RPI Win:	241	WON-LOST	WINNING	LAST 10	STRENGTH OF	OPP. STRENGTH	TEAM	ADJ.	CONF.	ADJ CONF.
Average RPI Loss:	112	RECORD	PCT. RANK	GAMES	SCHEDULE	OF SCHEDULE	RPI	RPI	RPI	RPI
DIV. I ONLY	6- 13	269	0- 1	85	182	198	198	10	10	
DIV. I NON-CONF.	4- 6	212	0- 0	106	241	189	189	11	11	
TOTALS	RPI 1-25	RPI 26-50	W-L RECORDS	RPI 51-100	RPI 101-150	RPI 150+				
6- 13	0- 1	0- 1	OVERALL	0- 4	1- 5	5- 2				
3- 6	0- 1	0- 0	HOME	0- 2	1- 2	2- 1				
3- 7	0- 0	0- 1	AWAY	0- 2	0- 3	3- 1				
0- 0	0- 0	0- 0	NEUTRAL	0- 0	0- 0	0- 0				
4- 6	0- 1	0- 0	NON-CONFERENCE	0- 2	1- 2	3- 1				
2- 3	0- 1	0- 0	HOME	0- 1	1- 1	1- 0				
2- 3	0- 0	0- 0	AWAY	0- 1	0- 1	2- 1				
0- 0	0- 0	0- 0	NEUTRAL	0- 0	0- 0	0- 0				
2- 7	0- 0	0- 1	CONFERENCE	0- 2	0- 3	2- 1				
1- 3	0- 0	0- 0	HOME	0- 1	0- 1	1- 1				
1- 4	0- 0	0- 1	AWAY	0- 1	0- 2	1- 0				
0- 0	0- 0	0- 0	NEUTRAL	0- 0	0- 0	0- 0				

RPI 1-25				RPI 26-50				RPI 51-100				RPI 101+ Team's RPI: 198			
RPI	S	Opponent	Score	RPI	S	Opponent	Score	RPI	S	Opponent	Score	RPI	S	Opponent	Score
22	H	North Carolina	69 100	42	A	James Madison	30 82	51	H	Auburn	44 96	118	H	UNCW	70 75
								71	A	Duke	64 81	119	A	Towson	58 59
								84	A	Northeastern	71 79	133	H	Davidson	73 72
								86	H	Drexel	44 59	138	A	Appalachian St.	62 65
												148	A	William & Mary	60 65
												150	H	Marist	57 61
												163	H	Delaware	63 74
												190	A	Hampton	77 62
												233	H	N.C. A&T	73 64
												252	A	Hofstra	77 64
												270	A	Winthrop	57 58
												293	H	Col. of Charleston	76 68
												342	A	N.C. Central	83 54
LAST 12 Division I GAMES:															
163	H	Delaware	63 74	293	H	Col. of Charleston	76 68								
86	H	Drexel	44 59	252	A	Hofstra	77 64								
42	A	James Madison	30 82	84	A	Northeastern	71 79								
119	A	Towson	58 59	51	H	Auburn	44 96								
148	A	William & Mary	60 65	233	H	N.C. A&T	73 64								
118	H	UNCW	70 75	270	A	Winthrop	57 58								

Non-Div I Games: Chowan

88 74

Elon

Average RPI Win:	314	WON-LOST	WINNING	LAST 10	STRENGTH OF	OPP. STRENGTH	TEAM	ADJ.	CONF.	ADJ CONF.
Average RPI Loss:	189	RECORD	PCT. RANK	GAMES	SCHEDULE	OF SCHEDULE	RPI	RPI	RPI	RPI
DIV. I ONLY	2- 18	338	0- 1	274	267	338	338	13	13	
DIV. I NON-CONF.	2- 9	297	0- 0	339	339	346	346	14	14	
TOTALS	RPI 1-25	RPI 26-50	W-L RECORDS	RPI 51-100	RPI 101-150	RPI 150+				
2- 18	0- 1	0- 0	OVERALL	0- 2	0- 2	2- 13				
1- 9	0- 1	0- 0	HOME	0- 1	0- 0	1- 7				
1- 9	0- 0	0- 0	AWAY	0- 1	0- 2	1- 6				
0- 0	0- 0	0- 0	NEUTRAL	0- 0	0- 0	0- 0				
2- 9	0- 0	0- 0	NON-CONFERENCE	0- 0	0- 2	2- 7				
1- 4	0- 0	0- 0	HOME	0- 0	0- 0	1- 4				
1- 5	0- 0	0- 0	AWAY	0- 0	0- 2	1- 3				
0- 0	0- 0	0- 0	NEUTRAL	0- 0	0- 0	0- 0				
0- 9	0- 1	0- 0	CONFERENCE	0- 2	0- 0	0- 6				
0- 5	0- 1	0- 0	HOME	0- 1	0- 0	0- 3				
0- 4	0- 0	0- 0	AWAY	0- 1	0- 0	0- 3				
0- 0	0- 0	0- 0	NEUTRAL	0- 0	0- 0	0- 0				

RPI S Opponent	Score	RPI S Opponent	Score	RPI S Opponent	Score	RPI S Opponent	Score	Team's RPI: 338
19 H Drake	47 78			66 A Missouri St.	66 88	106 A Dayton	30 69	
				93 H UNI	46 74	116 A Morehead St.	63 85	
						154 A Southern Ill.	47 67	
						156 H Bradley	68 75	
						173 H Indiana St.	69 76	
						178 A Wisconsin	60 96	
						186 H Illinois St.	61 72	
						215 H Southeast Mo. St.	50 54	
						227 A Loyola Chicago	56 61	
						231 A Marshall	65 72	
						236 H SIUE	45 54	
						282 H Austin Peay	56 52	
						289 A Murray St.	53 81	
						294 A Valparaiso	49 93	
						331 H UIC	54 62	
						332 H Purdue Fort Wayne	66 72	
						345 A Chicago St.	67 58	
LAST 12 Division I GAMES:								
173 H Indiana St.	69 76	156 H Bradley	68 75					
19 H Drake	47 78	66 A Missouri St.	66 88					
93 H UNI	46 74	154 A Southern Ill.	47 67					
294 A Valparaiso	49 93	178 A Wisconsin	60 96					
227 A Loyola Chicago	56 61	282 H Austin Peay	56 52					
186 H Illinois St.	61 72	106 A Dayton	30 69					

Non-Div I Games:

Evansville

■ Loss,
 ■ Non-Conf, S Site,
 ■ Home
 ■ Away
 N Neutral

Average RPI Win:	237	WON-LOST	WINNING	LAST 10	STRENGTH OF	OPP. STRENGTH	TEAM	ADJ.	CONF.	ADJ CONF.
Average RPI Loss:	61	RECORD	PCT. RANK	GAMES	SCHEDULE	OF SCHEDULE	RPI	RPI	RPI	RPI
DIV. I ONLY	15- 4	31	1- 0	213	188	89	89	24	24	
DIV. I NON-CONF.	7- 4	109	0- 0	128	77	92	92	27	27	
TOTALS	RPI 1-25	RPI 26-50	W-L RECORDS	RPI 51-100	RPI 101-150	RPI 150+				
15- 4	0- 1	0- 1	OVERALL	2- 1	0- 1	13- 0				
8- 1	0- 0	0- 0	HOME	1- 0	0- 1	7- 0				
6- 2	0- 0	0- 1	AWAY	0- 1	0- 0	6- 0				
1- 1	0- 1	0- 0	NEUTRAL	1- 0	0- 0	0- 0				
7- 4	0- 1	0- 1	NON-CONFERENCE	2- 1	0- 1	5- 0				
4- 1	0- 0	0- 0	HOME	1- 0	0- 1	3- 0				
2- 2	0- 0	0- 1	AWAY	0- 1	0- 0	2- 0				
1- 1	0- 1	0- 0	NEUTRAL	1- 0	0- 0	0- 0				
8- 0	0- 0	0- 0	CONFERENCE	0- 0	0- 0	8- 0				
4- 0	0- 0	0- 0	HOME	0- 0	0- 0	4- 0				
4- 0	0- 0	0- 0	AWAY	0- 0	0- 0	4- 0				
0- 0	0- 0	0- 0	NEUTRAL	0- 0	0- 0	0- 0				

RPI 1-25				RPI 26-50				RPI 51-100				Team's RPI: 89		RPI 101+			
RPI	S	Opponent	Score	RPI	S	Opponent	Score	RPI	S	Opponent	Score			RPI	S	Opponent	Score
5	N	Stanford	65 88	28	A	South Dakota St.	62 80	71	A	Duke	41 57			141	H	UAB	60 62
								94	H	Houston	76 71			159	H	Abilene Christian	81 65
								100	N	American	90 71			161	A	North Ala.	68 52
														206	A	Saint Francis (PA)	83 69
														217	H	Jacksonville	82 58
														229	H	Liberty	68 50
														262	A	Hawaii	73 67
														285	A	North Florida	105 66
														285	H	North Florida	80 48
														295	A	Kennesaw St.	69 46
														309	A	NJIT	67 35
														315	H	Coppin St.	93 61
														316	H	FIU	100 58
														325	H	Lipscomb	82 40
LAST 12 Division I GAMES:																	
				217	H	Jacksonville	82 58					161	A	North Ala.	68 52		
				309	A	NJIT	67 35					229	H	Liberty	68 50		
				285	H	North Florida	80 48					71	A	Duke	41 57		
				325	H	Lipscomb	82 40					141	H	UAB	60 62		
				295	A	Kennesaw St.	69 46					315	H	Coppin St.	93 61		
				285	A	North Florida	105 66					159	H	Abilene Christian	81 65		

Non-Div I Games: Fla. Memorial 99 68 Johnson & Wales (FI109 64

FGCU

Loss, Non-Conf, S Site, H Home A Away N Neutral

Average RPI Win:	333	WON-LOST	WINNING	LAST 10	STRENGTH OF	OPP. STRENGTH	TEAM	ADJ.	CONF.	ADJ CONF.
Average RPI Loss:	168	RECORD	PCT. RANK	GAMES	SCHEDULE	OF SCHEDULE	RPI	RPI	RPI	RPI
DIV. I ONLY	3- 18	327	0- 1	146	318	316	316	14	14	
DIV. I NON-CONF.	3- 9	271	0- 1	215	349	326	326	18	18	
TOTALS	RPI 1-25	RPI 26-50	W-L RECORDS	RPI 51-100	RPI 101-150	RPI 150+				
3- 18	0- 0	0- 1	OVERALL	0- 3	0- 3	3- 11				
3- 10	0- 0	0- 1	HOME	0- 1	0- 3	3- 5				
0- 8	0- 0	0- 0	AWAY	0- 2	0- 0	0- 6				
0- 0	0- 0	0- 0	NEUTRAL	0- 0	0- 0	0- 0				
3- 9	0- 0	0- 1	NON-CONFERENCE	0- 1	0- 1	3- 6				
3- 6	0- 0	0- 1	HOME	0- 0	0- 1	3- 4				
0- 3	0- 0	0- 0	AWAY	0- 1	0- 0	0- 2				
0- 0	0- 0	0- 0	NEUTRAL	0- 0	0- 0	0- 0				
0- 9	0- 0	0- 0	CONFERENCE	0- 2	0- 2	0- 5				
0- 4	0- 0	0- 0	HOME	0- 1	0- 2	0- 1				
0- 5	0- 0	0- 0	AWAY	0- 1	0- 0	0- 4				
0- 0	0- 0	0- 0	NEUTRAL	0- 0	0- 0	0- 0				

RPI S	Opponent	Score	RPI S	Opponent	Score	RPI S	Opponent	Score	RPI S	Opponent	Score	Team's RPI: 316
27	H Miami (FL)	43 94	58	H Middle Tenn.	43 49	108	H South Alabama	77 84				
			67	A Old Dominion	68 95	117	H Western Ky.	82 94				
			89	A FGCU	58 100	141	H UAB	59 83				
						152	H Georgia St.	61 67				
						157	A Louisiana Tech	72 90				
						158	A Charlotte	54 69				
						183	A Southern Miss.	57 71				
						217	H Jacksonville	62 73				
						221	H Howard	62 89				
						231	H Marshall	58 86				
						249	H Campbell	54 59				
						267	A Bethune-Cookman	57 68				
						285	A North Florida	53 62				
						288	A Fla. Atlantic	55 77				
						301	H Morgan St.	59 50				
						349	H Florida A&M	77 54				
						350	H Alcorn	75 40				
LAST 12 Division I GAMES:												
108	H South Alabama	77 84	117	H Western Ky.	82 94							
249	H Campbell	54 59	67	A Old Dominion	68 95							
157	A Louisiana Tech	72 90	158	A Charlotte	54 69							
183	A Southern Miss.	57 71	141	H UAB	59 83							
288	A Fla. Atlantic	55 77	58	H Middle Tenn.	43 49							
231	H Marshall	58 86	217	H Jacksonville	62 73							

Non-Div I Games: Palm Beach Atl. 63 66

FIU

Fairfield

Through Games Of Feb. 4, 2019

Average RPI Win:	309	WON-LOST	WINNING	LAST 10	STRENGTH OF	OPP. STRENGTH	TEAM	ADJ.	CONF.	ADJ CONF.
Average RPI Loss:	196	RECORD	PCT. RANK	GAMES	SCHEDULE	OF SCHEDULE	RPI	RPI	RPI	RPI
DIV. I ONLY	5- 16	304	0- 1	293	304	317	317	27	27	
DIV. I NON-CONF.	3- 8	267	0- 0	278	313	304	304	28	28	
TOTALS	RPI 1-25	RPI 26-50	W-L RECORDS	RPI 51-100	RPI 101-150	RPI 150+				
5- 16	0- 0	0- 1	OVERALL	0- 2	0- 2	5- 11				
2- 5	0- 0	0- 0	HOME	0- 1	0- 2	2- 2				
2- 8	0- 0	0- 0	AWAY	0- 1	0- 0	2- 7				
1- 3	0- 0	0- 1	NEUTRAL	0- 0	0- 0	1- 2				
3- 8	0- 0	0- 1	NON-CONFERENCE	0- 1	0- 1	3- 5				
1- 2	0- 0	0- 0	HOME	0- 1	0- 1	1- 0				
1- 3	0- 0	0- 0	AWAY	0- 0	0- 0	1- 3				
1- 3	0- 0	0- 1	NEUTRAL	0- 0	0- 0	1- 2				
2- 8	0- 0	0- 0	CONFERENCE	0- 1	0- 1	2- 6				
1- 3	0- 0	0- 0	HOME	0- 0	0- 1	1- 2				
1- 5	0- 0	0- 0	AWAY	0- 1	0- 0	1- 4				
0- 0	0- 0	0- 0	NEUTRAL	0- 0	0- 0	0- 0				

RPI S	Opponent	Score	RPI S	Opponent	Score	RPI S	Opponent	Score	RPI S	Opponent	Score	Team's RPI: 317
48 N	Bucknell	54 77	62 A	Quinnipiac	36 81	148 H	William & Mary	54 60	150 H	Marist	46 56	
			84 H	Northeastern	50 59	169 A	Xavier	35 48	194 A	Rider	59 62	
						207 N	Massachusetts	49 59	225 A	Dartmouth	46 59	
						227 H	Monmouth	63 73	230 A	Niagara	68 71	
						240 N	Furman	70 77	241 A	Brown	49 68	
						259 A	Richmond	58 40	271 H	Siena	59 55	
						275 A	Canisius	50 53	318 A	Manhattan	41 47	
						319 H	Saint Peter's	65 68	331 N	UIC	68 60	
						333 A	Iona	55 42	351 H	LIU Brooklyn	71 43	
LAST 12 Division I GAMES:												
227 H	Monmouth	63 73	319 H	Saint Peter's	65 68							
318 A	Manhattan	41 47	150 H	Marist	46 56							
271 H	Siena	59 55	194 A	Rider	59 62							
333 A	Iona	55 42	62 A	Quinnipiac	36 81							
230 A	Niagara	68 71	331 N	UIC	68 60							
275 A	Canisius	50 53	240 N	Furman	70 77							

Non-Div I Games:

Fairfield

■ Loss,
■ Non-Conf,
■ S Site,
■ H Home
■ A Away
N Neutral

Ralphie Bickmon				Through Games Of Feb. 17, 1919						
Average RPI Win:	315	WON-LOST	WINNING	LAST 10	STRENGTH OF	OPP. STRENGTH	TEAM	ADJ.	CONF.	ADJ CONF.
Average RPI Loss:	251	RECORD	PCT. RANK	GAMES	SCHEDULE	OF SCHEDULE	RPI	RPI	RPI	RPI
DIV. I ONLY	4- 14	309	0- 1	342	351	344	344	31	31	
DIV. I NON-CONF.	1- 8	322	0- 0	328	345	349	349	31	31	
TOTALS	RPI 1-25	RPI 26-50	W-L RECORDS	RPI 51-100	RPI 101-150	RPI 150+				
4- 14	0- 0	0- 0	OVERALL	0- 0	0- 0	4- 14				
3- 5	0- 0	0- 0	HOME	0- 0	0- 0	3- 5				
1- 9	0- 0	0- 0	AWAY	0- 0	0- 0	1- 9				
0- 0	0- 0	0- 0	NEUTRAL	0- 0	0- 0	0- 0				
1- 8	0- 0	0- 0	NON-CONFERENCE	0- 0	0- 0	1- 8				
1- 2	0- 0	0- 0	HOME	0- 0	0- 0	1- 2				
0- 6	0- 0	0- 0	AWAY	0- 0	0- 0	0- 6				
0- 0	0- 0	0- 0	NEUTRAL	0- 0	0- 0	0- 0				
3- 6	0- 0	0- 0	CONFERENCE	0- 0	0- 0	3- 6				
2- 3	0- 0	0- 0	HOME	0- 0	0- 0	2- 3				
1- 3	0- 0	0- 0	AWAY	0- 0	0- 0	1- 3				
0- 0	0- 0	0- 0	NEUTRAL	0- 0	0- 0	0- 0				

RPI 1-25				RPI 26-50				RPI 51-100				RPI 101+				Team's RPI: 344	
RPI	S	Opponent	Score	RPI	S	Opponent	Score	RPI	S	Opponent	Score	RPI	S	Opponent	Score		
												165	A	Stony Brook	49	63	
												206	A	Saint Francis (PA)	64	75	
												213	A	Robert Morris	49	71	
												213	H	Robert Morris	43	63	
												221	H	Howard	58	79	
												232	A	Colgate	52	71	
												245	A	Binghamton	54	73	
												247	H	Mt. St. Mary's	47	63	
												253	A	Air Force	37	85	
												255	H	St. Francis Brooklyn	53	64	
												296	A	Army West Point	40	62	
												299	H	Central Conn. St.	74	67	
												300	H	Bryant	63	53	
												309	H	NJIT	64	43	
												319	A	Saint Peter's	58	75	
												320	H	Lafayette	57	63	
												326	A	Wagner	59	71	
												351	A	LIU Brooklyn	69	52	
LAST 12 Division I GAMES:																	
				213	H	Robert Morris	43	63	299	H	Central Conn. St.	74	67				
				300	H	Bryant	63	53	213	A	Robert Morris	49	71				
				255	H	St. Francis Brooklyn	53	64	206	A	Saint Francis (PA)	64	75				
				247	H	Mt. St. Mary's	47	63	319	A	Saint Peter's	58	75				
				351	A	LIU Brooklyn	69	52	165	A	Stony Brook	49	63				
				326	A	Wagner	59	71	296	A	Army West Point	40	62				

Non-Div I Games:	Georgian Court	70	45	Rutgers-Newark	97	51
------------------	----------------	----	----	----------------	----	----

Fairleigh Dickinson

Loss, Non-Conf, S Site, H Home A Away N Neutral

Average RPI Win:	292	WON-LOST	WINNING	LAST 10	STRENGTH OF	OPP. STRENGTH	TEAM	ADJ.	CONF.	ADJ CONF.
Average RPI Loss:	155	RECORD	PCT. RANK	GAMES	SCHEDULE	OF SCHEDULE	RPI	RPI	RPI	RPI
DIV. I ONLY	4- 18	320	0- 1	109	268	288	288	14	14	
DIV. I NON-CONF.	3- 10	278	0- 1	154	321	287	287	18	18	
TOTALS	RPI 1-25	RPI 26-50	W-L RECORDS	RPI 51-100	RPI 101-150	RPI 150+				
4- 18	0- 1	0- 0	OVERALL	0- 3	0- 3	4- 11				
3- 10	0- 0	0- 0	HOME	0- 1	0- 2	3- 7				
1- 8	0- 1	0- 0	AWAY	0- 2	0- 1	1- 4				
0- 0	0- 0	0- 0	NEUTRAL	0- 0	0- 0	0- 0				
3- 10	0- 1	0- 0	NON-CONFERENCE	0- 1	0- 1	3- 7				
2- 6	0- 0	0- 0	HOME	0- 0	0- 0	2- 6				
1- 4	0- 1	0- 0	AWAY	0- 1	0- 1	1- 1				
0- 0	0- 0	0- 0	NEUTRAL	0- 0	0- 0	0- 0				
1- 8	0- 0	0- 0	CONFERENCE	0- 2	0- 2	1- 4				
1- 4	0- 0	0- 0	HOME	0- 1	0- 2	1- 1				
0- 4	0- 0	0- 0	AWAY	0- 1	0- 0	0- 3				
0- 0	0- 0	0- 0	NEUTRAL	0- 0	0- 0	0- 0				

RPI 1-25				RPI 26-50				RPI 51-100				RPI 101+				Team's RPI: 288	
RPI	S	Opponent	Score	RPI	S	Opponent	Score	RPI	S	Opponent	Score	RPI	S	Opponent	Score		
24	A	Michigan St.	74 89					58	H	Middle Tenn.	55 74	117	H	Western Ky.	50 81		
								67	A	Old Dominion	53 87	122	A	Tulane	45 88		
								78	A	Little Rock	38 61	141	H	UAB	64 89		
												152	H	Georgia St.	59 75		
												156	H	Bradley	59 80		
												157	A	Louisiana Tech	55 86		
												158	A	Charlotte	47 68		
												183	A	Southern Miss.	45 67		
												190	H	Hampton	68 72		
												196	H	Saint Louis	61 93		
												231	H	Marshall	67 72		
												233	H	N.C. A&T	65 67		
												240	A	Furman	57 73		
												259	H	Richmond	69 55		
												271	A	Siena	70 66		
												284	H	Western Mich.	59 69		
												316	H	FIU	77 55		
												320	H	Lafayette	53 49		
LAST 12 Division I GAMES:																	
196	H	Saint Louis	61 93	231	H	Marshall	67 72										
156	H	Bradley	59 80	158	A	Charlotte	47 68										
183	A	Southern Miss.	45 67	67	A	Old Dominion	53 87										
157	A	Louisiana Tech	55 86	58	H	Middle Tenn.	55 74										
316	H	FIU	77 55	141	H	UAB	64 89										
117	H	Western Ky.	50 81	233	H	N.C. A&T	65 67										

Non-Div I Games:

Fla. Atlantic

Florida

F
l
o
r
i
d
a

Florida

Page 88

Florida A&M

Through Games Of Feb. 4, 2019

Average RPI Win:	201	WON-LOST	WINNING	LAST 10	STRENGTH OF	OPP. STRENGTH	TEAM	ADJ.	CONF.	ADJ CONF.
Average RPI Loss:	238	RECORD	PCT. RANK	GAMES	SCHEDULE	OF SCHEDULE	RPI	RPI	RPI	RPI
DIV. I ONLY	2- 18	338	0- 1	339	316	349	349	32	32	
DIV. I NON-CONF.	1- 10	330	0- 1	263	218	339	339	32	32	
TOTALS	RPI 1-25	RPI 26-50	W-L RECORDS	RPI 51-100	RPI 101-150	RPI 150+				
2- 18	0- 0	0- 1	OVERALL	1- 1	0- 1	1- 15				
2- 5	0- 0	0- 0	HOME	1- 0	0- 0	1- 5				
0- 10	0- 0	0- 1	AWAY	0- 1	0- 0	0- 8				
0- 3	0- 0	0- 0	NEUTRAL	0- 0	0- 1	0- 2				
1- 10	0- 0	0- 1	NON-CONFERENCE	1- 1	0- 1	0- 7				
1- 1	0- 0	0- 0	HOME	1- 0	0- 0	0- 1				
0- 6	0- 0	0- 1	AWAY	0- 1	0- 0	0- 4				
0- 3	0- 0	0- 0	NEUTRAL	0- 0	0- 1	0- 2				
1- 8	0- 0	0- 0	CONFERENCE	0- 0	0- 0	1- 8				
1- 4	0- 0	0- 0	HOME	0- 0	0- 0	1- 4				
0- 4	0- 0	0- 0	AWAY	0- 0	0- 0	0- 4				
0- 0	0- 0	0- 0	NEUTRAL	0- 0	0- 0	0- 0				

RPI S	Opponent	Score	RPI S	Opponent	Score	RPI S	Opponent	Score	RPI S	Opponent	Score	Team's RPI: 349
27	A Miami (FL)	54 103	55	H Miami (OH)	57 56	61	A Tennessee	31 96	122	N Tulane	34 78	
									179	H UMES	36 68	
									208	A Florida	38 62	
									221	A Howard	68 74	
									223	H Jacksonville St.	31 62	
									233	H N.C. A&T	48 56	
									235	A Stetson	44 69	
									266	A Norfolk St.	58 60	
									284	N Western Mich.	50 69	
									285	A North Florida	53 64	
									301	A Morgan St.	71 75	
									315	A Coppin St.	53 73	
									316	A FIU	54 77	
									321	N Omaha	50 57	
									342	H N.C. Central	57 64	
									347	H Delaware St.	57 52	
									348	H Savannah St.	50 54	
LAST 12 Division I GAMES:												
321	N Omaha	50 57	179	H UMES	36 68							
342	H N.C. Central	57 64	348	H Savannah St.	50 54							
233	H N.C. A&T	48 56	266	A Norfolk St.	58 60							
301	A Morgan St.	71 75	221	A Howard	68 74							
315	A Coppin St.	53 73	122	N Tulane	34 78							
347	H Delaware St.	57 52	27	A Miami (FL)	54 103							

Non-Div I Games: Edward Waters 70 64

Florida A&M

■ Loss,
 ■ Non-Conf,
 ■ S Site,
 ■ H Home
 ■ A Away
 N Neutral

Average RPI Win:	130	WON-LOST	WINNING	LAST 10	STRENGTH OF	OPP. STRENGTH	TEAM	ADJ.	CONF.	ADJ CONF.
Average RPI Loss:	35	RECORD	PCT. RANK	GAMES	SCHEDULE	OF SCHEDULE	RPI	RPI	RPI	RPI
DIV. I ONLY	19- 3	12	1- 0	71	13	23	23	1	1	
DIV. I NON-CONF.	12- 1	11	1- 0	163	58	33	33	1	1	
TOTALS	RPI 1-25	RPI 26-50	W-L RECORDS	RPI 51-100	RPI 101-150	RPI 150+				
19- 3	2- 1	1- 1	OVERALL	4- 1	5- 0	7- 0				
10- 3	0- 1	1- 1	HOME	3- 1	2- 0	4- 0				
7- 0	1- 0	0- 0	AWAY	1- 0	3- 0	2- 0				
2- 0	1- 0	0- 0	NEUTRAL	0- 0	0- 0	1- 0				
12- 1	1- 0	0- 0	NON-CONFERENCE	1- 1	3- 0	7- 0				
7- 1	0- 0	0- 0	HOME	1- 1	2- 0	4- 0				
3- 0	0- 0	0- 0	AWAY	0- 0	1- 0	2- 0				
2- 0	1- 0	0- 0	NEUTRAL	0- 0	0- 0	1- 0				
7- 2	1- 1	1- 1	CONFERENCE	3- 0	2- 0	0- 0				
3- 2	0- 1	1- 1	HOME	2- 0	0- 0	0- 0				
4- 0	1- 0	0- 0	AWAY	1- 0	2- 0	0- 0				
0- 0	0- 0	0- 0	NEUTRAL	0- 0	0- 0	0- 0				

RPI S	Opponent	Score	RPI S	Opponent	Score	RPI S	Opponent	Score	RPI S	Opponent	Score
3	H Louisville	49 68	27	H Miami (FL)	62 58	54	H LSU	45 58	102	A Boston College	91 71
13	N Iowa	71 67	47	H Clemson	45 57	56	A Virginia Tech	56 54	104	A Virginia	63 61
22	A North Carolina	64 63				71	H Duke	66 62	105	H Creighton	71 52
						91	H Troy	103 67	115	H Penn St.	87 58
						98	H Wake Forest	85 61	127	A St. John's (NY)	57 53
									152	H Georgia St.	79 43
									155	A Mercer	57 56
									193	A Milwaukee	87 62
									208	H Florida	63 56
									217	H Jacksonville	79 46
									285	H North Florida	74 53
									322	N Eastern Ky.	62 45
LAST 12 Division I GAMES:											
13	N Iowa	71 67	102	A Boston College	91 71						
98	H Wake Forest	85 61	47	H Clemson	45 57						
27	H Miami (FL)	62 58	22	A North Carolina	64 63						
56	A Virginia Tech	56 54	104	A Virginia	63 61						
3	H Louisville	49 68	152	H Georgia St.	79 43						
71	H Duke	66 62	193	A Milwaukee	87 62						

Non-Div I Games:

Florida St.

■ Loss,
■ Non-Conf, S Site,
■ Home
■ Away
N Neutral

Average RPI Win:	208	WON-LOST	WINNING	LAST 10	STRENGTH OF	OPP. STRENGTH	TEAM	ADJ.	CONF.	ADJ CONF.
Average RPI Loss:	101	RECORD	PCT. RANK	GAMES	SCHEDULE	OF SCHEDULE	RPI	RPI	RPI	RPI
DIV. I ONLY	15- 8	94	1- 0	235	86	139	139	17	17	
DIV. I NON-CONF.	9- 5	105	1- 0	239	41	138	138	16	16	
TOTALS	RPI 1-25	RPI 26-50	W-L RECORDS	RPI 51-100	RPI 101-150	RPI 150+				
15- 8	0- 0	0- 1	OVERALL	2- 2	2- 5	11- 0				
8- 3	0- 0	0- 0	HOME	2- 0	1- 3	5- 0				
5- 4	0- 0	0- 0	AWAY	0- 2	0- 2	5- 0				
2- 1	0- 0	0- 1	NEUTRAL	0- 0	1- 0	1- 0				
9- 5	0- 0	0- 1	NON-CONFERENCE	2- 2	1- 2	6- 0				
6- 1	0- 0	0- 0	HOME	2- 0	0- 1	4- 0				
1- 3	0- 0	0- 0	AWAY	0- 2	0- 1	1- 0				
2- 1	0- 0	0- 1	NEUTRAL	0- 0	1- 0	1- 0				
6- 3	0- 0	0- 0	CONFERENCE	0- 0	1- 3	5- 0				
2- 2	0- 0	0- 0	HOME	0- 0	1- 2	1- 0				
4- 1	0- 0	0- 0	AWAY	0- 0	0- 1	4- 0				
0- 0	0- 0	0- 0	NEUTRAL	0- 0	0- 0	0- 0				

RPI S	Opponent	Score	RPI S	Opponent	Score	RPI S	Opponent	Score	RPI S	Opponent	Score	Team's RPI: 139
30 N	Texas	54 72	58 H	Middle Tenn.	61 49	106 A	Dayton	50 72	115 H	Penn St.	55 72	
			76 H	Maine	72 64	121 H	VCU	44 47	123 A	Pittsburgh	62 65	
			84 A	Northeastern	54 58	123 A	Davidson	56 60	133 N	Washington	65 57	
			92 A	Georgetown	38 58	135 N	Duquesne	57 46	149 H	Charlotte	71 64	
						180 N	Ball St.	78 70	187 A	George Washington	50 38	
						196 A	Saint Louis	56 53	199 A	Rhode Island	56 38	
						259 H	Richmond	60 48	264 H	Columbia	68 49	
						286 A	La Salle	65 54	318 H	Manhattan	65 61	
						326 H	Wagner	80 59	333 A	Iona	57 40	
LAST 12 Division I GAMES:												
58 H	Middle Tenn.	61 49	199 A	Rhode Island	56 38							
30 N	Texas	54 72	106 A	Dayton	50 72							
135 N	Washington	65 57	121 H	VCU	44 47							
149 H	Duquesne	57 46	196 A	Saint Louis	56 53							
286 A	La Salle	65 54	259 H	Richmond	60 48							
133 H	Davidson	56 60	187 A	George Washington	50 38							

Non-Div I Games:

Fordham

Loss,
Non-Conf, S Site,
H Home
A Away
N Neutral

Fresno St.

Through Games Of Feb. 4, 2019

Average RPI Win:	223	WON-LOST	WINNING	LAST 10	STRENGTH OF	OPP. STRENGTH	TEAM	ADJ.	CONF.	ADJ CONF.
Average RPI Loss:	75	RECORD	PCT. RANK	GAMES	SCHEDULE	OF SCHEDULE	RPI	RPI	RPI	RPI
DIV. I ONLY	11- 7	110	0- 1	187	104	128	128	15	15	
DIV. I NON-CONF.	5- 4	139	0- 0	205	65	130	130	13	13	
TOTALS	RPI 1-25	RPI 26-50	W-L RECORDS	RPI 51-100	RPI 101-150	RPI 150+				
11- 7	0- 1	0- 3	OVERALL	0- 2	1- 0	10- 1				
7- 2	0- 0	0- 1	HOME	0- 1	1- 0	6- 0				
4- 5	0- 1	0- 2	AWAY	0- 1	0- 0	4- 1				
0- 0	0- 0	0- 0	NEUTRAL	0- 0	0- 0	0- 0				
5- 4	0- 1	0- 1	NON-CONFERENCE	0- 1	1- 0	4- 1				
4- 0	0- 0	0- 0	HOME	0- 0	1- 0	3- 0				
1- 4	0- 1	0- 1	AWAY	0- 1	0- 0	1- 1				
0- 0	0- 0	0- 0	NEUTRAL	0- 0	0- 0	0- 0				
6- 3	0- 0	0- 2	CONFERENCE	0- 1	0- 0	6- 0				
3- 2	0- 0	0- 1	HOME	0- 1	0- 0	3- 0				
3- 1	0- 0	0- 1	AWAY	0- 0	0- 0	3- 0				
0- 0	0- 0	0- 0	NEUTRAL	0- 0	0- 0	0- 0				

RPI 1-25				RPI 26-50				RPI 51-100				RPI 101+				Team's RPI: 128	
RPI	S	Opponent	Score	RPI	S	Opponent	Score	RPI	S	Opponent	Score	RPI	S	Opponent	Score		
17	A	Arizona St.	52 68	39	A	New Mexico	73 82	52	A	Southern California	61 62	113	H	UT Arlington	70 61		
				46	H	Wyoming	56 63	60	H	Boise St.	60 72	172	H	Santa Clara	80 53		
				49	A	UCLA	80 89					193	H	Milwaukee	65 48		
												195	H	Utah St.	70 59		
												197	A	Eastern Wash.	68 58		
												220	A	Colorado St.	66 55		
												220	H	Colorado St.	57 54		
												243	A	Nevada	79 63		
												251	A	San Diego St.	87 81		
												265	A	Northern Ariz.	73 86		
												323	H	Cal Poly	76 58		
												327	H	San Jose St.	77 48		
LAST 12 Division I GAMES:																	
				39	A	New Mexico	73 82	195	H	Utah St.	70 59						
				46	H	Wyoming	56 63	220	A	Colorado St.	66 55						
				220	H	Colorado St.	57 54	327	H	San Jose St.	77 48						
				251	A	San Diego St.	87 81	17	A	Arizona St.	52 68						
				60	H	Boise St.	60 72	172	H	Santa Clara	80 53						
				243	A	Nevada	79 63	49	A	UCLA	80 89						

Non-Div I Games: Stanislaus St. 86 51 Fresno Pacific 90 51

Fresno St.

Loss, Non-Conf, S Site, H Home A Away N Neutral

Average RPI Win: 291	WON-LOST	WINNING	LAST 10	STRENGTH OF	OPP. STRENGTH	TEAM	ADJ.	CONF.	ADJ CONF.
Average RPI Loss: 140	RECORD	PCT. RANK	GAMES	SCHEDULE	OF SCHEDULE	RPI	RPI	RPI	RPI
DIV. I ONLY	11- 9	140	0- 1	319	210	240	240	25	25
DIV. I NON-CONF.	7- 6	153	0- 0	275	212	210	210	24	24
TOTALS	RPI 1-25	RPI 26-50	W-L RECORDS	RPI 51-100	RPI 101-150	RPI 150+			
11- 9	0- 2	0- 0	OVERALL	0- 1	0- 2	11- 4			
9- 2	0- 0	0- 0	HOME	0- 1	0- 0	9- 1			
1- 6	0- 2	0- 0	AWAY	0- 0	0- 2	1- 2			
1- 1	0- 0	0- 0	NEUTRAL	0- 0	0- 0	1- 1			
7- 6	0- 2	0- 0	NON-CONFERENCE	0- 1	0- 1	7- 2			
5- 1	0- 0	0- 0	HOME	0- 1	0- 0	5- 0			
1- 4	0- 2	0- 0	AWAY	0- 0	0- 1	1- 1			
1- 1	0- 0	0- 0	NEUTRAL	0- 0	0- 0	1- 1			
4- 3	0- 0	0- 0	CONFERENCE	0- 0	0- 1	4- 2			
4- 1	0- 0	0- 0	HOME	0- 0	0- 0	4- 1			
0- 2	0- 0	0- 0	AWAY	0- 0	0- 1	0- 1			
0- 0	0- 0	0- 0	NEUTRAL	0- 0	0- 0	0- 0			

RPI 1-25				RPI 26-50				RPI 51-100				RPI 101+ Team's RPI: 240			
RPI	S	Opponent	Score	RPI	S	Opponent	Score	RPI	S	Opponent	Score	RPI	S	Opponent	Score
7	A	Mississippi St.	41 106					58	H	Middle Tenn.	71 78	111	A	Georgia	38 61
16	A	South Carolina	53 66									130	A	Chattanooga	53 73
												155	H	Mercer	60 75
												177	H	UNC Asheville	58 47
												242	N	Western Ill.	78 85
												246	A	ETSU	70 75
												260	H	Samford	57 36
												261	H	Gardner-Webb	70 57
												283	H	Wofford	63 50
												288	H	Fla. Atlantic	73 57
												293	A	Col. of Charleston	70 67
												295	A	Kennesaw St.	63 74
												313	H	UNC Greensboro	64 61
												317	N	Fairfield	77 70
												334	H	Western Caro.	65 55
												335	H	Presbyterian	76 68
												337	H	USC Upstate	78 67
LAST 12 Division I GAMES:															
155	H	Mercer	60 75	313	H	UNC Greensboro	64 61								
260	H	Samford	57 36	335	H	Presbyterian	76 68								
283	H	Wofford	63 50	16	A	South Carolina	53 66								
130	A	Chattanooga	53 73	242	N	Western Ill.	78 85								
246	A	ETSU	70 75	317	N	Fairfield	77 70								
334	H	Western Caro.	65 55	288	H	Fla. Atlantic	73 57								

Non-Div I Games: Coker 71 42 North Greenville 74 **78**

Furman

Ga. Southern

Through Games Of Feb. 4, 2019

Average RPI Win:	279	WON-LOST	WINNING	LAST 10	STRENGTH OF	OPP. STRENGTH	TEAM	ADJ.	CONF.	ADJ CONF.
Average RPI Loss:	169	RECORD	PCT. RANK	GAMES	SCHEDULE	OF SCHEDULE	RPI	RPI	RPI	RPI
DIV. I ONLY	5- 14	293	0- 1	178	325	277	277	12	12	
DIV. I NON-CONF.	4- 6	212	0- 0	257	348	257	257	15	15	
TOTALS	RPI 1-25	RPI 26-50	W-L RECORDS	RPI 51-100	RPI 101-150	RPI 150+				
5- 14	0- 0	0- 0	OVERALL	0- 2	0- 4	5- 8				
2- 7	0- 0	0- 0	HOME	0- 1	0- 2	2- 4				
3- 7	0- 0	0- 0	AWAY	0- 1	0- 2	3- 4				
0- 0	0- 0	0- 0	NEUTRAL	0- 0	0- 0	0- 0				
4- 6	0- 0	0- 0	NON-CONFERENCE	0- 1	0- 1	4- 4				
2- 2	0- 0	0- 0	HOME	0- 0	0- 0	2- 2				
2- 4	0- 0	0- 0	AWAY	0- 1	0- 1	2- 2				
0- 0	0- 0	0- 0	NEUTRAL	0- 0	0- 0	0- 0				
1- 8	0- 0	0- 0	CONFERENCE	0- 1	0- 3	1- 4				
0- 5	0- 0	0- 0	HOME	0- 1	0- 2	0- 2				
1- 3	0- 0	0- 0	AWAY	0- 0	0- 1	1- 2				
0- 0	0- 0	0- 0	NEUTRAL	0- 0	0- 0	0- 0				

RPI	S	Opponent	Score	RPI	S	Opponent	Score	RPI	S	Opponent	Score	RPI	S	Opponent	Score	Team's RPI: 277
56	A	Virginia Tech	49	78	108	H	South Alabama	53	69	111	A	Georgia	38	81		
91	H	Troy	81	97	113	A	UT Arlington	48	81	113	H	UT Arlington	53	74		
					152	H	Georgia St.	66	83	155	H	Mercer	72	79		
					165	A	Stony Brook	43	72	175	A	Texas St.	65	55		
					175	H	Texas St.	52	64	237	A	Louisiana	48	59		
					267	H	Bethune-Cookman	77	76	270	H	Winthrop	64	55		
					283	H	Wofford	65	81	295	A	Kennesaw St.	59	78		
					310	A	La.-Monroe	57	58	335	A	Presbyterian	69	68		
					348	A	Savannah St.	82	71							
LAST 12 Division I GAMES:																
152	H	Georgia St.	66	83	310	A	La.-Monroe	57	58							
175	A	Texas St.	65	55	113	H	UT Arlington	53	74							
113	A	UT Arlington	48	81	175	H	Texas St.	52	64							
108	H	South Alabama	53	69	111	A	Georgia	38	81							
91	H	Troy	81	97	270	H	Winthrop	64	55							
237	A	Louisiana	48	59	335	A	Presbyterian	69	68							

Non-Div I Games: Coastal Ga. 68 46

Ga. Southern

■ Loss,
 ■ Non-Conf, S Site,
 ■ Home
 ■ Away
 N Neutral

Average RPI Win:	263	WON-LOST	WINNING	LAST 10	STRENGTH OF	OPP. STRENGTH	TEAM	ADJ.	CONF.	ADJ CONF.
Average RPI Loss:	206	RECORD	PCT. RANK	GAMES	SCHEDULE	OF SCHEDULE	RPI	RPI	RPI	RPI
DIV. I ONLY	8- 10	211	0- 1	298	327	261	261	28	28	
DIV. I NON-CONF.	3- 6	241	0- 0	229	290	244	244	29	29	
TOTALS	RPI 1-25	RPI 26-50	W-L RECORDS	RPI 51-100	RPI 101-150	RPI 150+				
8- 10	0- 0	0- 0	OVERALL	0- 1	1- 2	7- 7				
4- 4	0- 0	0- 0	HOME	0- 0	1- 2	3- 2				
4- 6	0- 0	0- 0	AWAY	0- 1	0- 0	4- 5				
0- 0	0- 0	0- 0	NEUTRAL	0- 0	0- 0	0- 0				
3- 6	0- 0	0- 0	NON-CONFERENCE	0- 1	1- 1	2- 4				
1- 2	0- 0	0- 0	HOME	0- 0	1- 1	0- 1				
2- 4	0- 0	0- 0	AWAY	0- 1	0- 0	2- 3				
0- 0	0- 0	0- 0	NEUTRAL	0- 0	0- 0	0- 0				
5- 4	0- 0	0- 0	CONFERENCE	0- 0	0- 1	5- 3				
3- 2	0- 0	0- 0	HOME	0- 0	0- 1	3- 1				
2- 2	0- 0	0- 0	AWAY	0- 0	0- 0	2- 2				
0- 0	0- 0	0- 0	NEUTRAL	0- 0	0- 0	0- 0				

RPI 1-25				RPI 26-50				RPI 51-100				RPI 101+				Team's RPI: 261	
RPI	S	Opponent	Score	RPI	S	Opponent	Score	RPI	S	Opponent	Score	RPI	S	Opponent	Score		
								86	A	Drexel	48	65	116	H	Morehead St.	69	84
													125	H	High Point	61	78
													133	H	Davidson	54	49
													163	A	Delaware	45	69
													177	H	UNC Asheville	69	59
													190	A	Hampton	80	82
													208	A	Florida	60	58
													240	A	Furman	57	70
													247	H	Mt. St. Mary's	62	69
													249	A	Campbell	52	38
													270	H	Winthrop	62	64
													283	A	Wofford	53	59
													329	H	Charleston So.	75	65
													334	A	Western Caro.	62	52
													335	A	Presbyterian	66	58
													337	H	USC Upstate	92	72
													343	A	Longwood	79	85
LAST 12 Division I GAMES:																	
343	A	Longwood	79	85	125	H	High Point	61	78								
329	H	Charleston So.	75	65	177	H	UNC Asheville	69	59								
190	A	Hampton	80	82	249	A	Campbell	52	38								
337	H	USC Upstate	92	72	334	A	Western Caro.	62	52								
270	H	Winthrop	62	64	163	A	Delaware	45	69								
335	A	Presbyterian	66	58	86	A	Drexel	48	65								

Non-Div I Games: Converse 79 51 Warren Wilson 100 37 Pfeiffer 82 46

Gardner-Webb

Loss, Non-Conf, S Site, H Home A Away N Neutral

George Mason

Through Games Of Feb. 4, 2019

Average RPI Win:	232	WON-LOST	WINNING	LAST 10	STRENGTH OF	OPP. STRENGTH	TEAM	ADJ.	CONF.	ADJ CONF.
Average RPI Loss:	153	RECORD	PCT. RANK	GAMES	SCHEDULE	OF SCHEDULE	RPI	RPI	RPI	RPI
DIV. I ONLY	11- 10	155	0- 1	312	142	204	204	17	17	
DIV. I NON-CONF.	8- 5	120	0- 0	302	166	185	185	16	16	
TOTALS	RPI 1-25	RPI 26-50	W-L RECORDS	RPI 51-100	RPI 101-150	RPI 150+				
11- 10	0- 0	0- 0	OVERALL	0- 3	0- 3	11- 4				
6- 3	0- 0	0- 0	HOME	0- 1	0- 1	6- 1				
5- 7	0- 0	0- 0	AWAY	0- 2	0- 2	5- 3				
0- 0	0- 0	0- 0	NEUTRAL	0- 0	0- 0	0- 0				
8- 5	0- 0	0- 0	NON-CONFERENCE	0- 3	0- 1	8- 1				
5- 1	0- 0	0- 0	HOME	0- 1	0- 0	5- 0				
3- 4	0- 0	0- 0	AWAY	0- 2	0- 1	3- 1				
0- 0	0- 0	0- 0	NEUTRAL	0- 0	0- 0	0- 0				
3- 5	0- 0	0- 0	CONFERENCE	0- 0	0- 2	3- 3				
1- 2	0- 0	0- 0	HOME	0- 0	0- 1	1- 1				
2- 3	0- 0	0- 0	AWAY	0- 0	0- 1	2- 2				
0- 0	0- 0	0- 0	NEUTRAL	0- 0	0- 0	0- 0				

RPI 1-25				RPI 26-50				RPI 51-100				RPI 101+				Team's RPI: 204	
RPI	S	Opponent	Score	RPI	S	Opponent	Score	RPI	S	Opponent	Score	RPI	S	Opponent	Score		
								94	H	Houston	56	66	133	A	Davidson	59	67
								95	A	Kansas	56	77	135	A	Washington	52	81
								100	A	American	71	86	149	H	Duquesne	57	60
												163	H	Delaware	72	46	
												179	H	UMES	70	49	
												187	A	George Washington	64	60	
												196	A	Saint Louis	53	60	
												199	H	Rhode Island	75	69	
												203	A	St. Bonaventure	55	64	
												203	H	St. Bonaventure	57	68	
												207	A	Massachusetts	70	52	
												219	A	UMKC	91	84	
												221	A	Howard	59	73	
												232	H	Colgate	64	61	
												253	A	Air Force	78	71	
												293	H	Col. of Charleston	66	52	
												297	H	Loyola Maryland	70	38	
												322	A	Eastern Ky.	91	75	
LAST 12 Division I GAMES:																	
203	A	St. Bonaventure	55	64	203	H	St. Bonaventure	57	68								
196	A	Saint Louis	53	60	133	A	Davidson	59	67								
199	H	Rhode Island	75	69	293	H	Col. of Charleston	66	52								
187	A	George Washington	64	60	179	H	UMES	70	49								
207	A	Massachusetts	70	52	94	H	Houston	56	66								
149	H	Duquesne	57	60	322	A	Eastern Ky.	91	75								

Non-Div I Games:

George Mason

■ Loss,
■ Non-Conf,
■ S Site,
■ H Home
■ A Away
N Neutral

Average RPI Win:	159	WON-LOST	WINNING	LAST 10	STRENGTH OF	OPP. STRENGTH	TEAM	ADJ.	CONF.	ADJ CONF.
Average RPI Loss:	132	RECORD	PCT. RANK	GAMES	SCHEDULE	OF SCHEDULE	RPI	RPI	RPI	RPI
DIV. I ONLY	8- 14	248	0- 1	77	125	187	187	17	17	
DIV. I NON-CONF.	3- 10	278	0- 0	47	73	226	226	16	16	
TOTALS	RPI 1-25	RPI 26-50	W-L RECORDS	RPI 51-100	RPI 101-150	RPI 150+				
8- 14	0- 2	0- 3	OVERALL	1- 0	4- 3	3- 6				
5- 7	0- 1	0- 1	HOME	1- 0	3- 2	1- 3				
3- 5	0- 0	0- 1	AWAY	0- 0	1- 1	2- 3				
0- 2	0- 1	0- 1	NEUTRAL	0- 0	0- 0	0- 0				
3- 10	0- 2	0- 3	NON-CONFERENCE	1- 0	1- 1	1- 4				
3- 4	0- 1	0- 1	HOME	1- 0	1- 0	1- 2				
0- 4	0- 0	0- 1	AWAY	0- 0	0- 1	0- 2				
0- 2	0- 1	0- 1	NEUTRAL	0- 0	0- 0	0- 0				
5- 4	0- 0	0- 0	CONFERENCE	0- 0	3- 2	2- 2				
2- 3	0- 0	0- 0	HOME	0- 0	2- 2	0- 1				
3- 1	0- 0	0- 0	AWAY	0- 0	1- 0	2- 1				
0- 0	0- 0	0- 0	NEUTRAL	0- 0	0- 0	0- 0				

RPI 1-25				RPI 26-50				RPI 51-100				RPI 101+ Team's RPI: 187			
RPI	S	Opponent	Score	RPI	S	Opponent	Score	RPI	S	Opponent	Score	RPI	S	Opponent	Score
9	N	NC State	61 69	41	N	Georgia Tech	55 70	77	H	Princeton	64 49	106	H	Dayton	46 45
20	H	Maryland	30 69	42	A	James Madison	37 50					119	H	Towson	76 63
				43	H	Villanova	45 60					121	H	VCU	57 48
												133	H	Davidson	42 62
												139	H	Fordham	38 50
												148	A	William & Mary	59 73
												149	A	Duquesne	55 54
												153	A	South Fla.	30 63
												155	H	Mercer	53 61
												196	A	Saint Louis	44 60
												199	A	Rhode Island	64 59
												204	H	George Mason	60 64
												212	H	Memphis	51 38
												227	H	Monmouth	51 55
												286	A	La Salle	67 59
												333	A	Iona	43 52
LAST 12 Division I GAMES:															
196	A	Saint Louis	44 60	106	H	Dayton	46 45								
133	H	Davidson	42 62	199	A	Rhode Island	64 59								
149	A	Duquesne	55 54	139	H	Fordham	38 50								
121	H	VCU	57 48	212	H	Memphis	51 38								
204	H	George Mason	60 64	148	A	William & Mary	59 73								
286	A	La Salle	67 59	155	H	Mercer	53 61								

Non-Div I Games:

George Washington

■ Loss,
 ■ Non-Conf, S Site,
 ■ Home
 ■ Away
 N Neutral

Average RPI Win:	156	WON-LOST	WINNING	LAST 10	STRENGTH OF	OPP. STRENGTH	TEAM	ADJ.	CONF.	ADJ CONF.
Average RPI Loss:	57	RECORD	PCT. RANK	GAMES	SCHEDULE	OF SCHEDULE	RPI	RPI	RPI	RPI
DIV. I ONLY	11- 11	161	1- 0	26	53	92	92	6	6	
DIV. I NON-CONF.	6- 5	143	0- 0	27	71	78	78	4	4	
TOTALS	RPI 1-25	RPI 26-50	W-L RECORDS	RPI 51-100	RPI 101-150	RPI 150+				
11- 11	0- 4	1- 3	OVERALL	0- 0	5- 4	5- 0				
8- 5	0- 2	1- 2	HOME	0- 0	4- 1	3- 0				
3- 4	0- 0	0- 1	AWAY	0- 0	1- 3	2- 0				
0- 2	0- 2	0- 0	NEUTRAL	0- 0	0- 0	0- 0				
6- 5	0- 3	0- 1	NON-CONFERENCE	0- 0	2- 1	4- 0				
4- 2	0- 1	0- 0	HOME	0- 0	2- 1	2- 0				
2- 1	0- 0	0- 1	AWAY	0- 0	0- 0	2- 0				
0- 2	0- 2	0- 0	NEUTRAL	0- 0	0- 0	0- 0				
5- 6	0- 1	1- 2	CONFERENCE	0- 0	3- 3	1- 0				
4- 3	0- 1	1- 2	HOME	0- 0	2- 0	1- 0				
1- 3	0- 0	0- 0	AWAY	0- 0	1- 3	0- 0				
0- 0	0- 0	0- 0	NEUTRAL	0- 0	0- 0	0- 0				

RPI 1-25				RPI 26-50				RPI 51-100				Team's RPI: 92		RPI 101+			
RPI	S	Opponent	Score	RPI	S	Opponent	Score	RPI	S	Opponent	Score			RPI	S	Opponent	Score
2	N	Baylor	46 67	38	H	DePaul	64 69							103	A	Providence	68 52
8	H	Marquette	62 72	42	A	James Madison	57 69							103	H	Providence	61 56
9	H	NC State	65 76	43	H	Villanova	68 63							105	A	Creighton	38 65
25	N	Buffalo	64 73	45	H	Butler	50 59							105	H	Creighton	62 53
														107	A	Seton Hall	63 76
														121	H	VCU	45 47
														123	H	Pittsburgh	70 41
														127	A	St. John's (NY)	51 59
														139	H	Fordham	58 38
														169	H	Xavier	68 61
														179	H	UMES	74 55
														194	A	Rider	79 49
														259	A	Richmond	73 53
														297	H	Loyola Maryland	45 30
LAST 12 Division I GAMES:																	
103	H	Providence	61 56	38	H	DePaul	64 69										
105	H	Creighton	62 53	105	A	Creighton	38 65										
107	A	Seton Hall	63 76	103	A	Providence	68 52										
127	A	St. John's (NY)	51 59	45	H	Butler	50 59										
43	H	Villanova	68 63	169	H	Xavier	68 61										
8	H	Marquette	62 72	194	A	Rider	79 49										

Non-Div I Games:

Georgetown

■ Loss,
 ■ Non-Conf,
 ■ S Site,
 ■ H Home
 ■ A Away
 N Neutral

Average RPI Win:	215	WON-LOST	WINNING	LAST 10	STRENGTH OF	OPP. STRENGTH	TEAM	ADJ.	CONF.	ADJ CONF.
Average RPI Loss:	42	RECORD	PCT. RANK	GAMES	SCHEDULE	OF SCHEDULE	RPI	RPI	RPI	RPI
DIV. I ONLY	13- 9	122	0- 1	87	88	111	111	5	5	
DIV. I NON-CONF.	9- 4	85	0- 0	256	230	150	150	5	5	
TOTALS	RPI 1-25	RPI 26-50	W-L RECORDS	RPI 51-100	RPI 101-150	RPI 150+				
13- 9	0- 3	0- 4	OVERALL	3- 1	0- 1	10- 0				
10- 2	0- 1	0- 0	HOME	2- 0	0- 1	8- 0				
2- 6	0- 1	0- 4	AWAY	1- 1	0- 0	1- 0				
1- 1	0- 1	0- 0	NEUTRAL	0- 0	0- 0	1- 0				
9- 4	0- 1	0- 3	NON-CONFERENCE	0- 0	0- 0	9- 0				
8- 0	0- 0	0- 0	HOME	0- 0	0- 0	8- 0				
0- 3	0- 0	0- 3	AWAY	0- 0	0- 0	0- 0				
1- 1	0- 1	0- 0	NEUTRAL	0- 0	0- 0	1- 0				
4- 5	0- 2	0- 1	CONFERENCE	3- 1	0- 1	1- 0				
2- 2	0- 1	0- 0	HOME	2- 0	0- 1	0- 0				
2- 3	0- 1	0- 1	AWAY	1- 1	0- 0	1- 0				
0- 0	0- 0	0- 0	NEUTRAL	0- 0	0- 0	0- 0				

RPI 1-25				RPI 26-50				RPI 51-100				RPI 101+ Team's RPI: 111			
RPI	S	Opponent	Score	RPI	S	Opponent	Score	RPI	S	Opponent	Score	RPI	S	Opponent	Score
7	A	Mississippi St.	71 80	36	A	Missouri	35 61	51	A	Auburn	58 59	114	H	Alabama	53 58
18	H	Texas A&M	66 76	41	A	Georgia Tech	53 63	54	H	LSU	63 50	155	H	Mercer	67 60
20	N	Maryland	51 58	43	A	Villanova	56 62	61	H	Tennessee	66 62	171	A	Vanderbilt	71 64
				49	A	UCLA	69 80	73	A	Arkansas	80 72	203	H	St. Bonaventure	67 40
												240	H	Furman	61 38
												270	H	Winthrop	85 39
												277	H	Ga. Southern	81 38
												301	N	Morgan St.	60 33
												325	H	Lipscomb	77 45
												329	H	Charleston So.	83 75
												335	H	Presbyterian	83 59
LAST 12 Division I GAMES:															
51	A	Auburn	58 59	7	A	Mississippi St.	71 80	171	A	Vanderbilt	71 64	335	H	Presbyterian	83 59
73	A	Arkansas	80 72	54	H	LSU	63 50	277	H	Ga. Southern	81 38	325	H	Lipscomb	77 45
114	H	Alabama	53 58	43	A	Villanova	56 62	61	H	Tennessee	66 62	203	H	St. Bonaventure	67 40
18	H	Texas A&M	66 76	41	A	Georgia Tech	53 63	54	H	LSU	63 50	240	H	Furman	61 38
36	A	Missouri	35 61	36	A	Missouri	35 61	51	A	Auburn	58 59	270	H	Winthrop	85 39
61	H	Tennessee	66 62	49	A	UCLA	69 80	73	A	Arkansas	80 72	277	H	Ga. Southern	81 38

Non-Div I Games:

Georgia

Average RPI Win:	253	WON-LOST	WINNING	LAST 10	STRENGTH OF	OPP. STRENGTH	TEAM	ADJ.	CONF.	ADJ CONF.
Average RPI Loss:	113	RECORD	PCT. RANK	GAMES	SCHEDULE	OF SCHEDULE	RPI	RPI	RPI	RPI
DIV. I ONLY	11- 9	140	1- 0	177	235	152	152	12	12	
DIV. I NON-CONF.	6- 5	143	0- 0	243	243	183	183	15	15	
TOTALS	RPI 1-25	RPI 26-50	W-L RECORDS	RPI 51-100	RPI 101-150	RPI 150+				
11- 9	0- 1	0- 2	OVERALL	1- 1	1- 2	9- 3				
6- 3	0- 0	0- 1	HOME	1- 0	1- 1	4- 1				
5- 6	0- 1	0- 1	AWAY	0- 1	0- 1	5- 2				
0- 0	0- 0	0- 0	NEUTRAL	0- 0	0- 0	0- 0				
6- 5	0- 1	0- 2	NON-CONFERENCE	0- 1	0- 0	6- 1				
4- 1	0- 0	0- 1	HOME	0- 0	0- 0	4- 0				
2- 4	0- 1	0- 1	AWAY	0- 1	0- 0	2- 1				
0- 0	0- 0	0- 0	NEUTRAL	0- 0	0- 0	0- 0				
5- 4	0- 0	0- 0	CONFERENCE	1- 0	1- 2	3- 2				
2- 2	0- 0	0- 0	HOME	1- 0	1- 1	0- 1				
3- 2	0- 0	0- 0	AWAY	0- 0	0- 1	3- 1				
0- 0	0- 0	0- 0	NEUTRAL	0- 0	0- 0	0- 0				

RPI 1-25			RPI 26-50			RPI 51-100			RPI 101+			Team's RPI: 152
RPI	S	Opponent	Score	RPI	S	Opponent	Score	RPI	S	Opponent	Score	
23	A	Florida St.	43 79	37	A	Rice	49 66	58	A	Middle Tenn.	54 69	108 H South Alabama 59 68
				41	H	Georgia Tech	71 78	91	H	Troy	84 80	113 A UT Arlington 45 69
												113 H UT Arlington 50 48
												175 A Texas St. 57 34
												175 H Texas St. 60 69
												223 A Jacksonville St. 56 61
												237 A Louisiana 54 57
												267 H Bethune-Cookman 62 57
												277 A Ga. Southern 83 66
												288 A Fla. Atlantic 75 59
												295 H Kennesaw St. 79 73
												310 A La.-Monroe 56 41
												313 H UNC Greensboro 70 63
												316 A FIU 67 61
												342 H N.C. Central 65 54
LAST 12 Division I GAMES:												
277	A	Ga. Southern	83 66	237	A	Louisiana	54 57					
113	A	UT Arlington	45 69	175	H	Texas St.	60 69					
175	A	Texas St.	57 34	113	H	UT Arlington	50 48					
91	H	Troy	84 80	23	A	Florida St.	43 79					
108	H	South Alabama	59 68	267	H	Bethune-Cookman	62 57					
310	A	La.-Monroe	56 41	342	H	N.C. Central	65 54					

Non-Div I Games:

Georgia St.

■ Loss,
 ■ Non-Conf, S Site,
 ■ Home
 ■ Away
 N Neutral

Georgia Tech				Through Games Of Feb. 17, 1919						
Average RPI Win:	161	WON-LOST	WINNING	LAST 10	STRENGTH OF	OPP. STRENGTH	TEAM	ADJ.	CONF.	ADJ CONF.
Average RPI Loss:	34	RECORD	PCT. RANK	GAMES	SCHEDULE	OF SCHEDULE	RPI	RPI	RPI	RPI
DIV. I ONLY	13- 9	122	0- 1	21	16	41	41	1	1	
DIV. I NON-CONF.	10- 3	59	0- 0	155	134	59	59	1	1	
TOTALS	RPI 1-25	RPI 26-50	W-L RECORDS	RPI 51-100	RPI 101-150	RPI 150+				
13- 9	1- 6	0- 1	OVERALL	2- 1	4- 1	6- 0				
8- 2	1- 2	0- 0	HOME	1- 0	2- 0	4- 0				
2- 6	0- 4	0- 1	AWAY	0- 1	1- 0	1- 0				
3- 1	0- 0	0- 0	NEUTRAL	1- 0	1- 1	1- 0				
10- 3	0- 1	0- 0	NON-CONFERENCE	1- 1	3- 1	6- 0				
6- 0	0- 0	0- 0	HOME	0- 0	2- 0	4- 0				
1- 2	0- 1	0- 0	AWAY	0- 1	0- 0	1- 0				
3- 1	0- 0	0- 0	NEUTRAL	1- 0	1- 1	1- 0				
3- 6	1- 5	0- 1	CONFERENCE	1- 0	1- 0	0- 0				
2- 2	1- 2	0- 0	HOME	1- 0	0- 0	0- 0				
1- 4	0- 3	0- 1	AWAY	0- 0	1- 0	0- 0				
0- 0	0- 0	0- 0	NEUTRAL	0- 0	0- 0	0- 0				

RPI 1-25				RPI 26-50				Team's RPI: 41				RPI 51-100				RPI 101+			
RPI	S	Opponent	Score	RPI	S	Opponent	Score	RPI	S	Opponent	Score	RPI	S	Opponent	Score	RPI	S	Opponent	Score
1	A	Notre Dame	50 90	47	A	Clemson	61 71	71	H	Duke	70 64	102	A	Boston College	81 76				
1	H	Notre Dame	55 76					74	N	Idaho St.	74 51	106	N	Dayton	66 85				
3	A	Louisville	44 61					94	A	Houston	89 95	107	N	Seton Hall	84 73				
9	H	NC State	60 68									111	H	Georgia	63 53				
10	H	Syracuse	65 55									138	H	Appalachian St.	71 53				
20	A	Maryland	54 67									152	A	Georgia St.	78 71				
22	A	North Carolina	90 91									187	N	George Washington	70 55				
												226	H	Alabama St.	69 42				
												283	H	Wofford	81 40				
												295	H	Kennesaw St.	60 35				
												334	H	Western Caro.	84 49				
LAST 12 Division I GAMES:																			
1	A	Notre Dame	50 90	71	H	Duke	70 64												
22	A	North Carolina	90 91	1	H	Notre Dame	55 76												
9	H	NC State	60 68	102	A	Boston College	81 76												
10	H	Syracuse	65 55	283	H	Wofford	81 40												
47	A	Clemson	61 71	106	N	Dayton	66 85												
3	A	Louisville	44 61	107	N	Seton Hall	84 73												

Non-Div I Games:

Georgia Tech

■ Loss, ■ Non-Conf, S Site, H Home A Away N Neutral

Gonzaga

Through Games Of Feb. 4, 2019

Average RPI Win: 124	WON-LOST	WINNING	LAST 10	STRENGTH OF	OPP. STRENGTH	TEAM	ADJ.	CONF.	ADJ CONF.
Average RPI Loss: 16	RECORD	PCT. RANK	GAMES	SCHEDULE	OF SCHEDULE	RPI	RPI	RPI	RPI
DIV. I ONLY	21- 2	6	1- 0	43	27	12	12	8	8
DIV. I NON-CONF.	11- 1	13	1- 0	43	4	11	11	7	7
TOTALS	RPI 1-25	RPI 26-50	W-L RECORDS	RPI 51-100	RPI 101-150	RPI 150+			
21- 2	2- 1	0- 1	OVERALL	7- 0	5- 0	7- 0			
11- 0	1- 0	0- 0	HOME	4- 0	2- 0	4- 0			
8- 1	0- 0	0- 1	AWAY	3- 0	2- 0	3- 0			
2- 1	1- 1	0- 0	NEUTRAL	0- 0	1- 0	0- 0			
11- 1	2- 1	0- 0	NON-CONFERENCE	3- 0	3- 0	3- 0			
6- 0	1- 0	0- 0	HOME	2- 0	2- 0	1- 0			
3- 0	0- 0	0- 0	AWAY	1- 0	0- 0	2- 0			
2- 1	1- 1	0- 0	NEUTRAL	0- 0	1- 0	0- 0			
10- 1	0- 0	0- 1	CONFERENCE	4- 0	2- 0	4- 0			
5- 0	0- 0	0- 0	HOME	2- 0	0- 0	3- 0			
5- 1	0- 0	0- 1	AWAY	2- 0	2- 0	1- 0			
0- 0	0- 0	0- 0	NEUTRAL	0- 0	0- 0	0- 0			

RPI	S	Opponent	Score	RPI	S	Opponent	Score	RPI	S	Opponent	Score	RPI	S	Opponent	Score
1	N	Notre Dame	65 81	31	A	BYU	68 70	53	A	Saint Mary's (CA)	66 52	112	A	Loyola Marymount	78 53
5	H	Stanford	79 73					53	H	Saint Mary's (CA)	74 62	117	N	Western Ky.	76 55
15	N	Rutgers	57 40					66	A	Missouri St.	70 67	124	H	Washington St.	76 53
								74	H	Idaho St.	70 51	137	A	Pepperdine	79 54
								80	A	Pacific	63 51	145	H	Montana	76 52
								80	H	Pacific	88 65	166	H	Portland	97 71
								96	H	Idaho	88 51	172	H	Santa Clara	78 61
												197	A	Eastern Wash.	63 51
												211	A	UNLV	70 59
												220	H	Colorado St.	50 39
												224	H	San Francisco	78 51
												254	A	San Diego	86 61
LAST 12 Division I GAMES:															
117	N	Western Ky.	76 55	254	A	San Diego	86 61								
15	N	Rutgers	57 40	31	A	BYU	68 70								
53	A	Saint Mary's (CA)	66 52	166	H	Portland	97 71								
80	A	Pacific	63 51	80	H	Pacific	88 65								
172	H	Santa Clara	78 61	53	H	Saint Mary's (CA)	74 62								
224	H	San Francisco	78 51	137	A	Pepperdine	79 54								

Non-Div I Games:

Gonzaga

■ Loss,
■ Non-Conf, S Site,
■ Home
■ Away
N Neutral

Average RPI Win: 235	WON-LOST	WINNING	LAST 10	STRENGTH OF	OPP. STRENGTH	TEAM	ADJ.	CONF.	ADJ CONF.
Average RPI Loss: 156	RECORD	PCT. RANK	GAMES	SCHEDULE	OF SCHEDULE	RPI	RPI	RPI	RPI
DIV. I ONLY	9- 12	216	0- 1	229	224	200	200	29	29
DIV. I NON-CONF.	3- 9	271	0- 0	54	86	184	184	26	26
TOTALS	RPI 1-25	RPI 26-50	W-L RECORDS	RPI 51-100	RPI 101-150	RPI 150+			
9- 12	0- 0	1- 1	OVERALL	0- 3	1- 2	7- 6			
3- 3	0- 0	0- 0	HOME	0- 0	0- 0	3- 3			
4- 8	0- 0	0- 0	AWAY	0- 3	0- 2	4- 3			
2- 1	0- 0	1- 1	NEUTRAL	0- 0	1- 0	0- 0			
3- 9	0- 0	1- 1	NON-CONFERENCE	0- 3	1- 2	1- 3			
1- 0	0- 0	0- 0	HOME	0- 0	0- 0	1- 0			
0- 8	0- 0	0- 0	AWAY	0- 3	0- 2	0- 3			
2- 1	0- 0	1- 1	NEUTRAL	0- 0	1- 0	0- 0			
6- 3	0- 0	0- 0	CONFERENCE	0- 0	0- 0	6- 3			
2- 3	0- 0	0- 0	HOME	0- 0	0- 0	2- 3			
4- 0	0- 0	0- 0	AWAY	0- 0	0- 0	4- 0			
0- 0	0- 0	0- 0	NEUTRAL	0- 0	0- 0	0- 0			

RPI S	Opponent	Score	RPI S	Opponent	Score	RPI S	Opponent	Score	RPI S	Opponent	Score	Team's RPI: 200
			34 N	Indiana	65 62	51 A	Auburn	48 97	112 N	Loyola Marymount	62 61	
			35 N	South Dakota	53 67	85 A	Oklahoma St.	40 86	113 A	UT Arlington	54 78	
						95 A	Kansas	45 76	114 A	Alabama	55 73	
									153 A	South Fla.	50 67	
									174 H	Southern U.	81 86	
									183 A	Southern Miss.	47 68	
									192 A	Prairie View	64 63	
									226 A	Alabama St.	80 72	
									234 A	Texas Southern	75 67	
									263 A	Wichita St.	61 70	
									298 H	Mississippi Val.	52 54	
									303 A	Alabama A&M	63 51	
									305 H	Jackson St.	74 77	
									314 H	McNeese	75 51	
									346 H	Ark.-Pine Bluff	77 57	
									350 H	Alcorn	61 56	
LAST 12 Division I GAMES:												
298 H	Mississippi Val.	52 54	174 H	Southern U.	81 86							
346 H	Ark.-Pine Bluff	77 57	303 A	Alabama A&M	63 51							
305 H	Jackson St.	74 77	226 A	Alabama St.	80 72							
192 A	Prairie View	64 63	85 A	Oklahoma St.	40 86							
234 A	Texas Southern	75 67	112 N	Loyola Marymount	62 61							
350 H	Alcorn	61 56	34 N	Indiana	65 62							

Non-Div I Games:

Grambling

■ Loss,
 ■ Non-Conf,
 ■ S Site,
 ■ Home
 ■ A Away
 N Neutral

Grand Canyon

Through Games Of Feb. 4, 2019

Average RPI Win:	293	WON-LOST	WINNING	LAST 10	STRENGTH OF	OPP. STRENGTH	TEAM	ADJ.	CONF.	ADJ CONF.
Average RPI Loss:	220	RECORD	PCT. RANK	GAMES	SCHEDULE	OF SCHEDULE	RPI	RPI	RPI	RPI
DIV. I ONLY	5- 13	289	0- 1	344	326	340	340	30	30	
DIV. I NON-CONF.	2- 8	293	0- 0	331	308	347	347	30	30	
TOTALS	RPI 1-25	RPI 26-50	W-L RECORDS	RPI 51-100	RPI 101-150	RPI 150+				
5- 13	0- 0	0- 0	OVERALL	0- 0	0- 2	5- 11				
4- 5	0- 0	0- 0	HOME	0- 0	0- 1	4- 4				
1- 8	0- 0	0- 0	AWAY	0- 0	0- 1	1- 7				
0- 0	0- 0	0- 0	NEUTRAL	0- 0	0- 0	0- 0				
2- 8	0- 0	0- 0	NON-CONFERENCE	0- 0	0- 2	2- 6				
2- 3	0- 0	0- 0	HOME	0- 0	0- 1	2- 2				
0- 5	0- 0	0- 0	AWAY	0- 0	0- 1	0- 4				
0- 0	0- 0	0- 0	NEUTRAL	0- 0	0- 0	0- 0				
3- 5	0- 0	0- 0	CONFERENCE	0- 0	0- 0	3- 5				
2- 2	0- 0	0- 0	HOME	0- 0	0- 0	2- 2				
1- 3	0- 0	0- 0	AWAY	0- 0	0- 0	1- 3				
0- 0	0- 0	0- 0	NEUTRAL	0- 0	0- 0	0- 0				

RPI 1-25			RPI 26-50			RPI 51-100			RPI 101+ Team's RPI: 340		
RPI	S	Opponent	Score	RPI	S	Opponent	Score	RPI	S	Opponent	Score
								118	A	UNCW	55 77
								145	H	Montana	47 69
								160	H	New Mexico St.	54 51
								163	H	Portland St.	55 60
								172	A	Santa Clara	55 75
								173	H	Indiana St.	81 88
								209	H	UTRGV	50 66
								216	A	East Carolina	47 59
								219	A	UMKC	45 73
								250	A	Long Beach St.	50 57
								268	A	Utah Valley	46 57
								274	H	CSU Bakersfield	46 59
								287	H	California Baptist	75 71
								306	A	UC Santa Barbara	55 66
								324	H	Incarinate Word	74 63
								341	A	Seattle U	74 73
								345	A	Chicago St.	48 50
								351	H	LIU Brooklyn	65 62
LAST 12 Division I GAMES:											
274	H	CSU Bakersfield	46 59	341	A	Seattle U	74 73				
287	H	California Baptist	75 71	268	A	Utah Valley	46 57				
219	A	UMKC	45 73	172	A	Santa Clara	55 75				
345	A	Chicago St.	48 50	250	A	Long Beach St.	50 57				
209	H	UTRGV	50 66	163	H	Portland St.	55 60				
160	H	New Mexico St.	54 51	145	H	Montana	47 69				

Non-Div I Games:

Grand Canyon

■ Loss,
 ■ Non-Conf,
 ■ S Site,
 ■ H Home
 ■ A Away
 N Neutral

Average RPI Win:	202	WON-LOST	WINNING	LAST 10	STRENGTH OF	OPP. STRENGTH	TEAM	ADJ.	CONF.	ADJ CONF.
Average RPI Loss:	59	RECORD	PCT. RANK	GAMES	SCHEDULE	OF SCHEDULE	RPI	RPI	RPI	RPI
DIV. I ONLY	12- 7	103	1- 0	78	118	72	72	20	20	
DIV. I NON-CONF.	4- 5	190	0- 0	4	13	37	37	17	17	
TOTALS	RPI 1-25	RPI 26-50	W-L RECORDS	RPI 51-100	RPI 101-150	RPI 150+				
12- 7	0- 1	1- 3	OVERALL	1- 2	2- 1	8- 0				
7- 2	0- 0	0- 0	HOME	1- 1	2- 1	4- 0				
5- 5	0- 1	1- 3	AWAY	0- 1	0- 0	4- 0				
0- 0	0- 0	0- 0	NEUTRAL	0- 0	0- 0	0- 0				
4- 5	0- 1	1- 3	NON-CONFERENCE	1- 1	1- 0	1- 0				
3- 1	0- 0	0- 0	HOME	1- 1	1- 0	1- 0				
1- 4	0- 1	1- 3	AWAY	0- 0	0- 0	0- 0				
0- 0	0- 0	0- 0	NEUTRAL	0- 0	0- 0	0- 0				
8- 2	0- 0	0- 0	CONFERENCE	0- 1	1- 1	7- 0				
4- 1	0- 0	0- 0	HOME	0- 0	1- 1	3- 0				
4- 1	0- 0	0- 0	AWAY	0- 1	0- 0	4- 0				
0- 0	0- 0	0- 0	NEUTRAL	0- 0	0- 0	0- 0				

RPI 1-25				RPI 26-50				RPI 51-100				Team's RPI: 72	RPI 101+			
RPI	S	Opponent	Score	RPI	S	Opponent	Score	RPI	S	Opponent	Score		RPI	S	Opponent	Score
8	A	Marquette	54 80	28	A	South Dakota St.	47 77	76	H	Maine	70 39		106	H	Dayton	51 35
				35	A	South Dakota	49 55	83	A	Wright St.	67 85		126	H	Youngstown St.	60 42
				36	A	Missouri	56 49	88	H	Northwestern	55 57		134	H	IUPUI	63 67
				38	A	DePaul	64 73						178	H	Wisconsin	55 46
													193	A	Milwaukee	76 62
													193	H	Milwaukee	59 45
													269	H	Cleveland St.	62 53
													281	A	Northern Ky.	81 61
													304	A	Oakland	77 53
													330	A	Detroit Mercy	65 40
													331	H	UIC	62 32
LAST 12 Division I GAMES:																
				193	H	Milwaukee	59 45	269	H	Cleveland St.	62 53					
				134	H	IUPUI	63 67	281	A	Northern Ky.	81 61					
				331	H	UIC	62 32	83	A	Wright St.	67 85					
				304	A	Oakland	77 53	193	A	Milwaukee	76 62					
				330	A	Detroit Mercy	65 40	8	A	Marquette	54 80					
				126	H	Youngstown St.	60 42	178	H	Wisconsin	55 46					

Non-Div I Games: Wis.-Parkside 81 32

Green Bay

■ Loss,
 ■ Non-Conf, S Site,
 ■ Home
 ■ Away
 N Neutral

Average RPI Win: 243	WON-LOST	WINNING	LAST 10	STRENGTH OF	OPP. STRENGTH	TEAM	ADJ.	CONF.	ADJ CONF.
Average RPI Loss: 169	RECORD	PCT. RANK	GAMES	SCHEDULE	OF SCHEDULE	RPI	RPI	RPI	RPI
DIV. I ONLY	10- 9	148	0- 1	234	257	190	190	28	28
DIV. I NON-CONF.	3- 7	256	0- 1	195	128	261	261	29	29
TOTALS	RPI 1-25	RPI 26-50	W-L RECORDS	RPI 51-100	RPI 101-150	RPI 150+			
10- 9	0- 1	1- 0	OVERALL	0- 1	1- 2	8- 5			
6- 2	0- 0	1- 0	HOME	0- 0	1- 1	4- 1			
4- 5	0- 1	0- 0	AWAY	0- 0	0- 1	4- 3			
0- 2	0- 0	0- 0	NEUTRAL	0- 1	0- 0	0- 1			
3- 7	0- 1	1- 0	NON-CONFERENCE	0- 1	0- 1	2- 4			
2- 2	0- 0	1- 0	HOME	0- 0	0- 1	1- 1			
1- 3	0- 1	0- 0	AWAY	0- 0	0- 0	1- 2			
0- 2	0- 0	0- 0	NEUTRAL	0- 1	0- 0	0- 1			
7- 2	0- 0	0- 0	CONFERENCE	0- 0	1- 1	6- 1			
4- 0	0- 0	0- 0	HOME	0- 0	1- 0	3- 0			
3- 2	0- 0	0- 0	AWAY	0- 0	0- 1	3- 1			
0- 0	0- 0	0- 0	NEUTRAL	0- 0	0- 0	0- 0			

RPI 1-25				RPI 26-50				RPI 51-100				RPI 101+ Team's RPI: 190			
RPI	S	Opponent	Score	RPI	S	Opponent	Score	RPI	S	Opponent	Score	RPI	S	Opponent	Score
9	A	NC State	51 83	42	H	James Madison	72 65	63	N	SFA	68 70	120	H	Radford	68 54
												125	A	High Point	73 82
												130	H	Chattanooga	50 58
												177	A	UNC Asheville	61 58
												198	H	Elon	62 77
												238	N	Sacramento St.	61 65
												248	A	Cornell	53 79
												249	A	Campbell	46 52
												260	H	Samford	64 57
												261	H	Gardner-Webb	82 80
												264	A	Columbia	63 88
												270	A	Winthrop	84 63
												288	A	Fla. Atlantic	72 68
												329	A	Charleston So.	74 66
												337	H	USC Upstate	67 43
												343	H	Longwood	66 40
LAST 12 Division I GAMES:															
238	N	Sacramento St.	61 65	343	H	Longwood	66 40								
125	A	High Point	73 82	120	H	Radford	68 54								
337	H	USC Upstate	67 43	177	A	UNC Asheville	61 58								
261	H	Gardner-Webb	82 80	329	A	Charleston So.	74 66								
270	A	Winthrop	84 63	264	A	Columbia	63 88								
249	A	Campbell	46 52	248	A	Cornell	53 79								

Non-Div I Games: Mid-Atlantic Christl15 48

Hampton

■ Loss,
 ■ Non-Conf, S Site,
 ■ Home
 ■ Away
 N Neutral

Average RPI Win:	232	WON-LOST	WINNING	LAST 10	STRENGTH OF	OPP. STRENGTH	TEAM	ADJ.	CONF.	ADJ CONF.
Average RPI Loss:	77	RECORD	PCT. RANK	GAMES	SCHEDULE	OF SCHEDULE	RPI	RPI	RPI	RPI
DIV. I ONLY	15- 8	94	0- 1	126	176	97	97	23	23	
DIV. I NON-CONF.	7- 7	162	0- 1	90	83	112	112	25	25	
TOTALS	RPI 1-25	RPI 26-50	W-L RECORDS	RPI 51-100	RPI 101-150	RPI 150+				
15- 8	0- 2	0- 3	OVERALL	2- 1	1- 0	12- 2				
8- 2	0- 1	0- 0	HOME	2- 1	1- 0	5- 0				
7- 4	0- 0	0- 3	AWAY	0- 0	0- 0	7- 1				
0- 2	0- 1	0- 0	NEUTRAL	0- 0	0- 0	0- 1				
7- 7	0- 2	0- 3	NON-CONFERENCE	1- 1	1- 0	5- 1				
4- 2	0- 1	0- 0	HOME	1- 1	1- 0	2- 0				
3- 3	0- 0	0- 3	AWAY	0- 0	0- 0	3- 0				
0- 2	0- 1	0- 0	NEUTRAL	0- 0	0- 0	0- 1				
8- 1	0- 0	0- 0	CONFERENCE	1- 0	0- 0	7- 1				
4- 0	0- 0	0- 0	HOME	1- 0	0- 0	3- 0				
4- 1	0- 0	0- 0	AWAY	0- 0	0- 0	4- 1				
0- 0	0- 0	0- 0	NEUTRAL	0- 0	0- 0	0- 0				

RPI 1-25				RPI 26-50				RPI 51-100 Team's RPI: 97				RPI 101+			
RPI	S	Opponent	Score	RPI	S	Opponent	Score	RPI	S	Opponent	Score	RPI	S	Opponent	Score
3	N	Louisville	69 86	27	A	Miami (FL)	62 75	68	H	Harvard	73 60	148	H	William & Mary	50 45
24	H	Michigan St.	66 74	39	A	New Mexico	65 72	76	H	Maine	49 46	154	N	Southern Ill.	50 72
				43	A	Villanova	41 59	77	H	Princeton	38 75	165	A	Stony Brook	64 36
												165	H	Stony Brook	73 62
												199	A	Rhode Island	65 51
												239	H	Albany (NY)	82 35
												245	A	Binghamton	62 73
												273	H	Vermont	61 32
												299	A	Central Conn. St.	54 52
												300	H	Bryant	67 57
												301	H	Morgan St.	80 59
												302	A	UMBC	66 52
												307	A	UMass Lowell	66 44
												309	A	NJIT	84 53
												328	A	New Hampshire	66 48
LAST 12 Division I GAMES:															
39	A	New Mexico	65 72	307	A	UMass Lowell	66 44								
27	A	Miami (FL)	62 75	76	H	Maine	49 46								
165	H	Stony Brook	73 62	273	H	Vermont	61 32								
245	A	Binghamton	62 73	302	A	UMBC	66 52								
239	H	Albany (NY)	82 35	165	A	Stony Brook	64 36								
328	A	New Hampshire	66 48	309	A	NJIT	84 53								

Non-Div I Games:

Hartford

■ Loss,
 ■ Non-Conf,
 ■ S Site,
 ■ H Home
 ■ A Away
 N Neutral

Average RPI Win:	201	WON-LOST	WINNING	LAST 10	STRENGTH OF	OPP. STRENGTH	TEAM	ADJ.	CONF.	ADJ CONF.
Average RPI Loss:	55	RECORD	PCT. RANK	GAMES	SCHEDULE	OF SCHEDULE	RPI	RPI	RPI	RPI
DIV. I ONLY	10- 7	126	1- 0	67	87	68	68	11	11	
DIV. I NON-CONF.	7- 6	153	1- 0	66	25	75	75	10	10	
TOTALS	RPI 1-25	RPI 26-50	W-L RECORDS	RPI 51-100	RPI 101-150	RPI 150+				
10- 7	0- 2	1- 1	OVERALL	0- 4	1- 0	8- 0				
3- 3	0- 1	0- 0	HOME	0- 2	0- 0	3- 0				
6- 4	0- 1	1- 1	AWAY	0- 2	1- 0	4- 0				
1- 0	0- 0	0- 0	NEUTRAL	0- 0	0- 0	1- 0				
7- 6	0- 2	1- 1	NON-CONFERENCE	0- 3	1- 0	5- 0				
2- 3	0- 1	0- 0	HOME	0- 2	0- 0	2- 0				
4- 3	0- 1	1- 1	AWAY	0- 1	1- 0	2- 0				
1- 0	0- 0	0- 0	NEUTRAL	0- 0	0- 0	1- 0				
3- 1	0- 0	0- 0	CONFERENCE	0- 1	0- 0	3- 0				
1- 0	0- 0	0- 0	HOME	0- 0	0- 0	1- 0				
2- 1	0- 0	0- 0	AWAY	0- 1	0- 0	2- 0				
0- 0	0- 0	0- 0	NEUTRAL	0- 0	0- 0	0- 0				

RPI 1-25				RPI 26-50				RPI 51-100 Team's RPI: 68				RPI 101+			
RPI	S	Opponent	Score	RPI	S	Opponent	Score	RPI	S	Opponent	Score	RPI	S	Opponent	Score
1	A	Notre Dame	58 103	26	A	California	85 79	62	H	Quinnipiac	67 72	144	A	CSUN	75 55
15	H	Rutgers	49 60	44	A	Purdue	65 66	76	H	Maine	60 67	168	H	Boston U.	67 47
								89	A	Yale	62 65	199	A	Rhode Island	80 47
								97	A	Hartford	60 73	223	N	Jacksonville St.	69 62
												225	A	Dartmouth	73 57
												225	H	Dartmouth	56 46
												241	A	Brown	100 83
												271	A	Siena	73 54
												286	H	La Salle	88 43
LAST 12 Division I GAMES:															
144	A	CSUN	75 55	199	A	Rhode Island	80 47								
241	A	Brown	100 83	168	H	Boston U.	67 47								
89	A	Yale	62 65	15	H	Rutgers	49 60								
225	A	Dartmouth	73 57	76	H	Maine	60 67								
225	H	Dartmouth	56 46	62	H	Quinnipiac	67 72								
26	A	California	85 79	223	N	Jacksonville St.	69 62								

Non-Div I Games:

Harvard

Average RPI Win:	240	WON-LOST	WINNING	LAST 10	STRENGTH OF	OPP. STRENGTH	TEAM	ADJ.	CONF.	ADJ CONF.
Average RPI Loss:	154	RECORD	PCT. RANK	GAMES	SCHEDULE	OF SCHEDULE	RPI	RPI	RPI	RPI
DIV. I ONLY	7- 12	243	0- 1	232	173	262	262	21	21	
DIV. I NON-CONF.	3- 9	271	0- 1	170	129	277	277	21	21	
TOTALS	RPI 1-25	RPI 26-50	W-L RECORDS	RPI 51-100	RPI 101-150	RPI 150+				
7- 12	0- 1	0- 1	OVERALL	2- 2	0- 2	5- 6				
4- 7	0- 1	0- 0	HOME	2- 2	0- 2	2- 2				
3- 4	0- 0	0- 0	AWAY	0- 0	0- 0	3- 4				
0- 1	0- 0	0- 1	NEUTRAL	0- 0	0- 0	0- 0				
3- 9	0- 1	0- 1	NON-CONFERENCE	1- 2	0- 1	2- 4				
2- 5	0- 1	0- 0	HOME	1- 2	0- 1	1- 1				
1- 3	0- 0	0- 0	AWAY	0- 0	0- 0	1- 3				
0- 1	0- 0	0- 1	NEUTRAL	0- 0	0- 0	0- 0				
4- 3	0- 0	0- 0	CONFERENCE	1- 0	0- 1	3- 2				
2- 2	0- 0	0- 0	HOME	1- 0	0- 1	1- 1				
2- 1	0- 0	0- 0	AWAY	0- 0	0- 0	2- 1				
0- 0	0- 0	0- 0	NEUTRAL	0- 0	0- 0	0- 0				

RPI 1-25				RPI 26-50				RPI 51-100				RPI 101+ Team's RPI: 262			
RPI	S	Opponent	Score	RPI	S	Opponent	Score	RPI	S	Opponent	Score	RPI	S	Opponent	Score
5	H	Stanford	59 81	29	N	Utah	48 73	79	H	UC Davis	65 60	137	H	Pepperdine	64 65
								89	H	FGCU	67 73	144	H	CSUN	29 49
								96	H	Idaho	69 61	166	H	Portland	65 72
								100	H	American	57 69	170	H	UC Riverside	55 60
												211	A	UNLV	66 61
												243	A	Nevada	78 79
												251	A	San Diego St.	57 58
												254	A	San Diego	50 58
												256	A	Cal St. Fullerton	68 72
												306	A	UC Santa Barbara	47 35
												323	A	Cal Poly	71 54
												323	H	Cal Poly	70 52
												341	H	Seattle U	67 51
LAST 12 Division I GAMES:															
				29	N	Utah	48 73	79	H	UC Davis	65 60				
				323	H	Cal Poly	70 52	256	A	Cal St. Fullerton	68 72				
				170	H	UC Riverside	55 60	243	A	Nevada	78 79				
				306	A	UC Santa Barbara	47 35	211	A	UNLV	66 61				
				323	A	Cal Poly	71 54	96	H	Idaho	69 61				
				144	H	CSUN	29 49	5	H	Stanford	59 81				

Non-Div I Games: Hawaii Pacific 66 51

Hawaii

■ Loss,
 ■ Non-Conf, S Site,
 ■ Home
 ■ Away
 N Neutral

Average RPI Win:	270	WON-LOST	WINNING	LAST 10	STRENGTH OF	OPP. STRENGTH	TEAM	ADJ.	CONF.	ADJ CONF.
Average RPI Loss:	94	RECORD	PCT. RANK	GAMES	SCHEDULE	OF SCHEDULE	RPI	RPI	RPI	RPI
DIV. I ONLY	12- 6	88	1- 0	211	306	125	125	28	28	
DIV. I NON-CONF.	5- 4	139	0- 0	144	211	112	112	29	29	
TOTALS	RPI 1-25	RPI 26-50	W-L RECORDS	RPI 51-100	RPI 101-150	RPI 150+				
12- 6	0- 0	0- 2	OVERALL	1- 1	0- 2	11- 1				
9- 0	0- 0	0- 0	HOME	1- 0	0- 0	8- 0				
3- 6	0- 0	0- 2	AWAY	0- 1	0- 2	3- 1				
0- 0	0- 0	0- 0	NEUTRAL	0- 0	0- 0	0- 0				
5- 4	0- 0	0- 2	NON-CONFERENCE	1- 1	0- 1	4- 0				
4- 0	0- 0	0- 0	HOME	1- 0	0- 0	3- 0				
1- 4	0- 0	0- 2	AWAY	0- 1	0- 1	1- 0				
0- 0	0- 0	0- 0	NEUTRAL	0- 0	0- 0	0- 0				
7- 2	0- 0	0- 0	CONFERENCE	0- 0	0- 1	7- 1				
5- 0	0- 0	0- 0	HOME	0- 0	0- 0	5- 0				
2- 2	0- 0	0- 0	AWAY	0- 0	0- 1	2- 1				
0- 0	0- 0	0- 0	NEUTRAL	0- 0	0- 0	0- 0				

RPI 1-25				RPI 26-50				RPI 51-100				RPI 101+				Team's RPI: 125	
RPI	S	Opponent	Score	RPI	S	Opponent	Score	RPI	S	Opponent	Score	RPI	S	Opponent	Score		
				33	A	Kentucky	49 71	55	A	Miami (OH)	55 68	120	A	Radford	58 80		
				47	A	Clemson	64 83	100	H	American	66 61	133	A	Davidson	62 71		
												177	A	UNC Asheville	56 67		
												190	H	Hampton	82 73		
												246	A	ETSU	73 65		
												249	H	Campbell	65 60		
												261	A	Gardner-Webb	78 61		
												266	H	Norfolk St.	83 51		
												270	H	Winthrop	56 54		
												313	H	UNC Greensboro	82 75		
												329	H	Charleston So.	71 64		
												335	H	Presbyterian	79 40		
												337	A	USC Upstate	87 61		
												342	H	N.C. Central	80 69		
LAST 12 Division I GAMES:																	
				190	H	Hampton	82 73	335	H	Presbyterian	79 40						
				270	H	Winthrop	56 54	120	A	Radford	58 80						
				329	H	Charleston So.	71 64	337	A	USC Upstate	87 61						
				249	H	Campbell	65 60	246	A	ETSU	73 65						
				177	A	UNC Asheville	56 67	100	H	American	66 61						
				261	A	Gardner-Webb	78 61	266	H	Norfolk St.	83 51						

Non-Div I Games: Greensboro 102 50 Mars Hill 86 36

High Point

■ Loss,
 ■ Non-Conf,
 ■ S Site,
 ■ H Home
 ■ A Away
 N Neutral

Average RPI Win: 238	WON-LOST	WINNING	LAST 10	STRENGTH OF	OPP. STRENGTH	TEAM	ADJ.	CONF.	ADJ CONF.
Average RPI Loss: 163	RECORD	PCT. RANK	GAMES	SCHEDULE	OF SCHEDULE	RPI	RPI	RPI	RPI
DIV. I ONLY	6- 14	274	0- 1	170	244	252	252	10	10
DIV. I NON-CONF.	5- 6	177	0- 0	252	337	221	221	11	11
TOTALS	RPI 1-25	RPI 26-50	W-L RECORDS	RPI 51-100	RPI 101-150	RPI 150+			
6- 14	0- 0	0- 1	OVERALL	1- 2	0- 4	5- 7			
2- 6	0- 0	0- 0	HOME	1- 1	0- 1	1- 4			
3- 6	0- 0	0- 1	AWAY	0- 0	0- 2	3- 3			
1- 2	0- 0	0- 0	NEUTRAL	0- 1	0- 1	1- 0			
5- 6	0- 0	0- 0	NON-CONFERENCE	0- 1	0- 1	5- 4			
1- 2	0- 0	0- 0	HOME	0- 0	0- 0	1- 2			
3- 2	0- 0	0- 0	AWAY	0- 0	0- 0	3- 2			
1- 2	0- 0	0- 0	NEUTRAL	0- 1	0- 1	1- 0			
1- 8	0- 0	0- 1	CONFERENCE	1- 1	0- 3	0- 3			
1- 4	0- 0	0- 0	HOME	1- 1	0- 1	0- 2			
0- 4	0- 0	0- 1	AWAY	0- 0	0- 2	0- 1			
0- 0	0- 0	0- 0	NEUTRAL	0- 0	0- 0	0- 0			

RPI 1-25			RPI 26-50			RPI 51-100			RPI 101+ Team's RPI: 252		
RPI	S	Opponent	Score	RPI	S	Opponent	Score	RPI	S	Opponent	Score
				42	A	James Madison	54 77	83	N	Wright St.	64 93
								84	H	Northeastern	78 61
								86	H	Drexel	49 61
								118	A	UNCW	54 89
								119	A	Towson	68 92
								148	H	William & Mary	55 60
								150	N	Marist	57 71
								163	H	Delaware	59 78
								165	A	Stony Brook	49 77
								198	H	Elon	64 77
								203	A	St. Bonaventure	67 59
								210	A	Holy Cross	66 72
								235	N	Stetson	53 50
								244	H	Sacred Heart	64 70
								264	H	Columbia	63 65
								271	A	Siena	57 50
								293	A	Col. of Charleston	62 70
								302	A	UMBC	45 42
								333	H	Iona	74 49
LAST 12 Division I GAMES:											
293	A	Col. of Charleston	62 70	42	A	James Madison	54 77	198	H	Elon	64 77
118	A	UNCW	54 89	84	H	Northeastern	78 61	148	H	William & Mary	55 60
86	H	Drexel	49 61	271	A	Siena	57 50	302	A	UMBC	45 42
163	H	Delaware	59 78	210	A	Holy Cross	66 72				
119	A	Towson	68 92								

Non-Div I Games: Wilmington (DE) 77 56

Hofstra

■ Loss,
 ■ Non-Conf,
 ■ S Site,
 ■ H Home
 ■ A Away
 N Neutral

Holy Cross

Through Games Of Feb. 4, 2019

Average RPI Win:	264	WON-LOST	WINNING	LAST 10	STRENGTH OF	OPP. STRENGTH	TEAM	ADJ.	CONF.	ADJ CONF.
Average RPI Loss:	191	RECORD	PCT. RANK	GAMES	SCHEDULE	OF SCHEDULE	RPI	RPI	RPI	RPI
DIV. I ONLY	12- 9	130	1- 0	315	276	210	210	18	18	
DIV. I NON-CONF.	8- 3	72	0- 0	336	302	196	196	22	22	
TOTALS	RPI 1-25	RPI 26-50	W-L RECORDS	RPI 51-100	RPI 101-150	RPI 150+				
12- 9	0- 0	0- 1	OVERALL	0- 1	0- 2	12- 5				
9- 2	0- 0	0- 0	HOME	0- 0	0- 0	9- 2				
3- 7	0- 0	0- 1	AWAY	0- 1	0- 2	3- 3				
0- 0	0- 0	0- 0	NEUTRAL	0- 0	0- 0	0- 0				
8- 3	0- 0	0- 0	NON-CONFERENCE	0- 0	0- 1	8- 2				
5- 1	0- 0	0- 0	HOME	0- 0	0- 0	5- 1				
3- 2	0- 0	0- 0	AWAY	0- 0	0- 1	3- 1				
0- 0	0- 0	0- 0	NEUTRAL	0- 0	0- 0	0- 0				
4- 6	0- 0	0- 1	CONFERENCE	0- 1	0- 1	4- 3				
4- 1	0- 0	0- 0	HOME	0- 0	0- 0	4- 1				
0- 5	0- 0	0- 1	AWAY	0- 1	0- 1	0- 2				
0- 0	0- 0	0- 0	NEUTRAL	0- 0	0- 0	0- 0				

RPI S	Opponent	Score	RPI S	Opponent	Score	RPI S	Opponent	Score	RPI S	Opponent	Score	Team's RPI: 210
48	A Bucknell	71 75	100	A American	58 70	102	A Boston College	63 89	136	A Lehigh	55 64	
						168	H Boston U.	75 69	194	H Rider	71 61	
						199	H Rhode Island	73 65	214	A Navy	47 54	
						232	H Colgate	67 70	239	A Albany (NY)	56 50	
						241	H Brown	85 89	252	H Hofstra	72 66	
						273	A Vermont	65 40	296	H Army West Point	58 39	
						297	H Loyola Maryland	78 60	300	A Bryant	81 62	
						307	H UMass Lowell	63 54	318	H Manhattan	61 53	
						320	A Lafayette	63 73	320	H Lafayette	56 53	
						328	A New Hampshire	62 74				
LAST 12 Division I GAMES:												
320	H Lafayette	56 53	297	H Loyola Maryland	78 60							
100	A American	58 70	136	A Lehigh	55 64							
48	A Bucknell	71 75	320	A Lafayette	63 73							
296	H Army West Point	58 39	232	H Colgate	67 70							
168	H Boston U.	75 69	300	A Bryant	81 62							
214	A Navy	47 54	318	H Manhattan	61 53							

Non-Div I Games:

Holy Cross

Loss, Non-Conf, S Site, H Home A Away N Neutral

Average RPI Win:	207	WON-LOST	WINNING	LAST 10	STRENGTH OF	OPP. STRENGTH	TEAM	ADJ.	CONF.	ADJ CONF.
Average RPI Loss:	65	RECORD	PCT. RANK	GAMES	SCHEDULE	OF SCHEDULE	RPI	RPI	RPI	RPI
DIV. I ONLY	11- 10	155	1- 0	66	84	94	94	9	9	
DIV. I NON-CONF.	6- 7	172	0- 0	71	103	104	104	9	9	
TOTALS	RPI 1-25	RPI 26-50	W-L RECORDS	RPI 51-100	RPI 101-150	RPI 150+				
11- 10	0- 3	1- 2	OVERALL	0- 2	0- 2	10- 1				
4- 5	0- 2	1- 1	HOME	0- 0	0- 2	3- 0				
7- 5	0- 1	0- 1	AWAY	0- 2	0- 0	7- 1				
0- 0	0- 0	0- 0	NEUTRAL	0- 0	0- 0	0- 0				
6- 7	0- 1	1- 2	NON-CONFERENCE	0- 1	0- 2	5- 1				
1- 4	0- 1	1- 1	HOME	0- 0	0- 2	0- 0				
5- 3	0- 0	0- 1	AWAY	0- 1	0- 0	5- 1				
0- 0	0- 0	0- 0	NEUTRAL	0- 0	0- 0	0- 0				
5- 3	0- 2	0- 0	CONFERENCE	0- 1	0- 0	5- 0				
3- 1	0- 1	0- 0	HOME	0- 0	0- 0	3- 0				
2- 2	0- 1	0- 0	AWAY	0- 1	0- 0	2- 0				
0- 0	0- 0	0- 0	NEUTRAL	0- 0	0- 0	0- 0				

RPI 1-25				RPI 26-50				RPI 51-100				Team's RPI: 94	RPI 101+			
RPI	S	Opponent	Score	RPI	S	Opponent	Score	RPI	S	Opponent	Score		RPI	S	Opponent	Score
6	H	UConn	61 81	26	A	California	79 80	87	A	Cincinnati	57 68		102	H	Boston College	57 64
14	A	UCF	56 58	39	H	New Mexico	84 89	89	A	FGCU	71 76		113	H	UT Arlington	61 65
18	H	Texas A&M	52 68	41	H	Georgia Tech	95 89						157	A	Louisiana Tech	88 100
													162	H	Tulsa	76 44
													183	A	Southern Miss.	61 44
													188	H	Temple	78 65
													202	A	SMU	72 61
													202	H	SMU	69 68
													204	A	George Mason	66 56
													246	A	ETSU	84 77
													263	A	Wichita St.	66 58
													264	A	Columbia	83 72
													324	A	Incarinate Word	79 60
LAST 12 Division I GAMES:																
202	H	SMU	69 68	202	A	SMU	72 61									
14	A	UCF	56 58	6	H	UConn	61 81									
162	H	Tulsa	76 44	183	A	Southern Miss.	61 44									
87	A	Cincinnati	57 68	204	A	George Mason	66 56									
263	A	Wichita St.	66 58	113	H	UT Arlington	61 65									
188	H	Temple	78 65	18	H	Texas A&M	52 68									

Non-Div I Games:

Houston

■ Loss,
 ■ Non-Conf, S Site,
 ■ Home
 ■ Away
 N Neutral

Houston Baptist

Through Games Of Feb. 4, 2019

Average RPI Win:	315	WON-LOST	WINNING	LAST 10	STRENGTH OF	OPP. STRENGTH	TEAM	ADJ.	CONF.	ADJ CONF.
Average RPI Loss:	193	RECORD	PCT. RANK	GAMES	SCHEDULE	OF SCHEDULE	RPI	RPI	RPI	RPI
DIV. I ONLY	3- 12	314	0- 0	316	270	339	339	26	26	
DIV. I NON-CONF.	1- 5	311	0- 0	284	168	332	332	23	23	
TOTALS	RPI 1-25	RPI 26-50	W-L RECORDS	RPI 51-100	RPI 101-150	RPI 150+				
3- 12	0- 0	0- 0	OVERALL	0- 2	0- 1	3- 9				
3- 4	0- 0	0- 0	HOME	0- 0	0- 0	3- 4				
0- 8	0- 0	0- 0	AWAY	0- 2	0- 1	0- 5				
0- 0	0- 0	0- 0	NEUTRAL	0- 0	0- 0	0- 0				
1- 5	0- 0	0- 0	NON-CONFERENCE	0- 1	0- 1	1- 3				
1- 1	0- 0	0- 0	HOME	0- 0	0- 0	1- 1				
0- 4	0- 0	0- 0	AWAY	0- 1	0- 1	0- 2				
0- 0	0- 0	0- 0	NEUTRAL	0- 0	0- 0	0- 0				
2- 7	0- 0	0- 0	CONFERENCE	0- 1	0- 0	2- 6				
2- 3	0- 0	0- 0	HOME	0- 0	0- 0	2- 3				
0- 4	0- 0	0- 0	AWAY	0- 1	0- 0	0- 3				
0- 0	0- 0	0- 0	NEUTRAL	0- 0	0- 0	0- 0				

RPI 1-25				RPI 26-50				RPI 51-100				RPI 101+ Team's RPI: 339			
RPI	S	Opponent	Score	RPI	S	Opponent	Score	RPI	S	Opponent	Score	RPI	S	Opponent	Score
								69	A	Lamar University	50 63	143	A	Texas Tech	76 82
								85	A	Oklahoma St.	44 77	159	H	Abilene Christian	62 72
												176	A	North Texas	75 100
												184	A	Nicholls St.	54 77
												185	H	Oral Roberts	56 74
												205	H	Sam Houston St.	63 74
												257	H	A&M-Corpus Christi	56 70
												263	A	Wichita St.	50 68
												272	A	Southeastern La.	65 73
												310	H	La.-Monroe	68 60
												311	H	New Orleans	83 74
												314	A	McNeese	71 81
												324	H	Incarnate Word	60 59
LAST 12 Division I GAMES:															
257	H	A&M-Corpus Christi	56 70	184	A	Nicholls St.	54 77								
324	H	Incarnate Word	60 59	311	H	New Orleans	83 74								
314	A	McNeese	71 81	69	A	Lamar University	50 63								
272	A	Southeastern La.	65 73	310	H	La.-Monroe	68 60								
205	H	Sam Houston St.	63 74	185	H	Oral Roberts	56 74								
159	H	Abilene Christian	62 72	85	A	Oklahoma St.	44 77								

Non-Div I Games: Howard Payne 93 60 Tex. A&M Int'l 81 48 McMurry 92 41 Southwest (NM) 100 57
Houston Baptist

Loss, Non-Conf, S Site, H Home A Away N Neutral

Average RPI Win: 289	WON-LOST	WINNING	LAST 10	STRENGTH OF	OPP. STRENGTH	TEAM	ADJ.	CONF.	ADJ CONF.
Average RPI Loss: 177	RECORD	PCT. RANK	GAMES	SCHEDULE	OF SCHEDULE	RPI	RPI	RPI	RPI
DIV. I ONLY	12- 9	130	1- 0	322	331	221	221	32	32
DIV. I NON-CONF.	7- 6	153	0- 0	295	265	201	201	32	32
TOTALS	RPI 1-25	RPI 26-50	W-L RECORDS	RPI 51-100	RPI 101-150	RPI 150+			
12- 9	0- 1	0- 0	OVERALL	0- 1	0- 1	12- 6			
7- 3	0- 0	0- 0	HOME	0- 0	0- 0	7- 3			
5- 6	0- 1	0- 0	AWAY	0- 1	0- 1	5- 3			
0- 0	0- 0	0- 0	NEUTRAL	0- 0	0- 0	0- 0			
7- 6	0- 1	0- 0	NON-CONFERENCE	0- 1	0- 1	7- 3			
2- 2	0- 0	0- 0	HOME	0- 0	0- 0	2- 2			
5- 4	0- 1	0- 0	AWAY	0- 1	0- 1	5- 1			
0- 0	0- 0	0- 0	NEUTRAL	0- 0	0- 0	0- 0			
5- 3	0- 0	0- 0	CONFERENCE	0- 0	0- 0	5- 3			
5- 1	0- 0	0- 0	HOME	0- 0	0- 0	5- 1			
0- 2	0- 0	0- 0	AWAY	0- 0	0- 0	0- 2			
0- 0	0- 0	0- 0	NEUTRAL	0- 0	0- 0	0- 0			

RPI 1-25				RPI 26-50				RPI 51-100				RPI 101+ Team's RPI: 221			
RPI	S	Opponent	Score	RPI	S	Opponent	Score	RPI	S	Opponent	Score	RPI	S	Opponent	Score
22	A	North Carolina	63 85					87	A	Cincinnati	51 85	148	A	William & Mary	75 88
												155	H	Mercer	70 85
												179	A	UMES	72 80
												179	H	UMES	73 80
												204	H	George Mason	73 59
												230	A	Niagara	68 61
												249	A	Campbell	69 64
												259	A	Richmond	60 67
												266	H	Norfolk St.	74 70
												267	H	Bethune-Cookman	61 40
												271	H	Siena	81 86
												286	A	La Salle	57 54
												292	A	South Carolina St.	63 72
												301	H	Morgan St.	79 56
												309	H	NJIT	77 57
												316	A	FIU	89 62
												344	A	Fairleigh Dickinson	79 58
												347	H	Delaware St.	78 62
												349	H	Florida A&M	74 68
LAST 12 Division I GAMES:															
266	H	Norfolk St.	74 70	179	A	UMES	72 80	349	H	Florida A&M	74 68				
179	H	UMES	73 80	22	A	North Carolina	63 85	87	A	Cincinnati	51 85				
347	H	Delaware St.	78 62	155	H	Mercer	70 85	316	A	FIU	89 62				
292	A	South Carolina St.	63 72												
301	H	Morgan St.	79 56												
267	H	Bethune-Cookman	61 40												

Non-Div I Games:

Howard

■ Loss,
 ■ Non-Conf,
 ■ S Site,
 ■ H Home
 ■ A Away
 N Neutral

Average RPI Win: 224	WON-LOST	WINNING	LAST 10	STRENGTH OF	OPP. STRENGTH	TEAM	ADJ.	CONF.	ADJ CONF.
Average RPI Loss: 117	RECORD	PCT. RANK	GAMES	SCHEDULE	OF SCHEDULE	RPI	RPI	RPI	RPI
DIV. I ONLY	12- 9	130	0- 1	173	175	134	134	20	20
DIV. I NON-CONF.	5- 5	162	0- 0	62	113	88	88	17	17
TOTALS	RPI 1-25	RPI 26-50	W-L RECORDS	RPI 51-100	RPI 101-150	RPI 150+			
12- 9	0- 1	0- 1	OVERALL	1- 3	2- 1	9- 3			
5- 3	0- 0	0- 1	HOME	0- 2	1- 0	4- 0			
6- 6	0- 1	0- 0	AWAY	1- 1	0- 1	5- 3			
1- 0	0- 0	0- 0	NEUTRAL	0- 0	1- 0	0- 0			
5- 5	0- 1	0- 1	NON-CONFERENCE	0- 1	2- 0	3- 2			
1- 2	0- 0	0- 1	HOME	0- 1	1- 0	0- 0			
3- 3	0- 1	0- 0	AWAY	0- 0	0- 0	3- 2			
1- 0	0- 0	0- 0	NEUTRAL	0- 0	1- 0	0- 0			
7- 4	0- 0	0- 0	CONFERENCE	1- 2	0- 1	6- 1			
4- 1	0- 0	0- 0	HOME	0- 1	0- 0	4- 0			
3- 3	0- 0	0- 0	AWAY	1- 1	0- 1	2- 1			
0- 0	0- 0	0- 0	NEUTRAL	0- 0	0- 0	0- 0			

RPI 1-25				RPI 26-50				RPI 51-100				RPI 101+ Team's RPI: 134			
RPI	S	Opponent	Score	RPI	S	Opponent	Score	RPI	S	Opponent	Score	RPI	S	Opponent	Score
13	A	Iowa	58 72	40	H	Ohio	66 73	72	A	Green Bay	67 63	121	N	VCU	63 61
								83	A	Wright St.	59 66	126	A	Youngstown St.	52 70
								83	H	Wright St.	75 78	132	H	UT Martin	73 72
								93	H	UNI	40 53	154	A	Southern Ill.	73 78
												173	A	Indiana St.	64 59
												178	A	Wisconsin	64 65
												193	A	Milwaukee	67 66
												201	A	Ole Miss	66 58
												269	A	Cleveland St.	75 50
												276	A	UTSA	58 50
												281	A	Northern Ky.	57 60
												281	H	Northern Ky.	70 48
												304	H	Oakland	82 53
												330	H	Detroit Mercy	82 47
												331	H	UIC	71 43
LAST 12 Division I GAMES:															
		83	A	Wright St.	59	66				330	H	Detroit Mercy	82	47	
		281	A	Northern Ky.	57	60				126	A	Youngstown St.	52	70	
		72	A	Green Bay	67	63				269	A	Cleveland St.	75	50	
		193	A	Milwaukee	67	66				281	H	Northern Ky.	70	48	
		331	H	UIC	71	43				83	H	Wright St.	75	78	
		304	H	Oakland	82	53				154	A	Southern Ill.	73	78	

Non-Div I Games: Purdue Northwest 101 40

IUPUI

■ Loss,
 ■ Non-Conf, S Site,
 ■ Home
 ■ Away
 N Neutral

Average RPI Win:	196	WON-LOST	WINNING	LAST 10	STRENGTH OF	OPP. STRENGTH	TEAM	ADJ.	CONF.	ADJ CONF.
Average RPI Loss:	111	RECORD	PCT. RANK	GAMES	SCHEDULE	OF SCHEDULE	RPI	RPI	RPI	RPI
DIV. I ONLY	11- 8	127	1- 0	129	110	96	96	16	16	
DIV. I NON-CONF.	3- 6	241	0- 0	64	37	149	149	12	12	
TOTALS	RPI 1-25	RPI 26-50	W-L RECORDS	RPI 51-100	RPI 101-150	RPI 150+				
11- 8	0- 2	0- 1	OVERALL	1- 1	3- 2	7- 2				
5- 1	0- 0	0- 0	HOME	0- 0	1- 1	4- 0				
6- 6	0- 2	0- 1	AWAY	1- 0	2- 1	3- 2				
0- 1	0- 0	0- 0	NEUTRAL	0- 1	0- 0	0- 0				
3- 6	0- 2	0- 1	NON-CONFERENCE	0- 1	2- 0	1- 2				
2- 0	0- 0	0- 0	HOME	0- 0	1- 0	1- 0				
1- 5	0- 2	0- 1	AWAY	0- 0	1- 0	0- 2				
0- 1	0- 0	0- 0	NEUTRAL	0- 1	0- 0	0- 0				
8- 2	0- 0	0- 0	CONFERENCE	1- 0	1- 2	6- 0				
3- 1	0- 0	0- 0	HOME	0- 0	0- 1	3- 0				
5- 1	0- 0	0- 0	AWAY	1- 0	1- 1	3- 0				
0- 0	0- 0	0- 0	NEUTRAL	0- 0	0- 0	0- 0				

RPI 1-25				RPI 26-50				RPI 51-100				RPI 101+			
RPI	S	Opponent	Score	RPI	S	Opponent	Score	RPI	S	Opponent	Score	RPI	S	Opponent	Score
5	A	Stanford	71 115	46	A	Wyoming	61 64	60	N	Boise St.	85 91	109	H	Northern Colo.	72 86
12	A	Gonzaga	51 88					74	A	Idaho St.	86 72	140	A	Montana St.	82 66
												143	A	Texas Tech	88 77
												144	H	CSUN	88 73
												145	A	Montana	79 82
												163	H	Portland St.	80 78
												197	H	Eastern Wash.	84 68
												224	H	San Francisco	70 63
												238	H	Sacramento St.	104 66
												250	A	Long Beach St.	63 70
												258	A	Southern Utah	82 70
												262	A	Hawaii	61 69
												265	A	Northern Ariz.	86 69
												308	A	Weber St.	79 74
LAST 12 Division I GAMES:															
258	A	Southern Utah	82 70	109	H	Northern Colo.	72 86								
265	A	Northern Ariz.	86 69	197	H	Eastern Wash.	84 68								
163	H	Portland St.	80 78	308	A	Weber St.	79 74								
238	H	Sacramento St.	104 66	74	A	Idaho St.	86 72								
145	A	Montana	79 82	12	A	Gonzaga	51 88								
140	A	Montana St.	82 66	46	A	Wyoming	61 64								

Non-Div I Games:

Idaho

■ Loss,
 ■ Non-Conf,
 ■ S Site,
 ■ Home
 ■ A Away
 N Neutral

Average RPI Win:	226	WON-LOST	WINNING	LAST 10	STRENGTH OF	OPP. STRENGTH	TEAM	ADJ.	CONF.	ADJ CONF.
Average RPI Loss:	60	RECORD	PCT. RANK	GAMES	SCHEDULE	OF SCHEDULE	RPI	RPI	RPI	RPI
DIV. I ONLY	13- 6	75	1- 0	128	167	74	74	16	16	
DIV. I NON-CONF.	4- 4	162	0- 0	39	157	73	73	12	12	
TOTALS	RPI 1-25	RPI 26-50	W-L RECORDS	RPI 51-100	RPI 101-150	RPI 150+				
13- 6	0- 1	0- 2	OVERALL	0- 2	3- 1	10- 0				
6- 1	0- 0	0- 0	HOME	0- 1	3- 0	3- 0				
6- 4	0- 1	0- 1	AWAY	0- 1	0- 1	6- 0				
1- 1	0- 0	0- 1	NEUTRAL	0- 0	0- 0	1- 0				
4- 4	0- 1	0- 2	NON-CONFERENCE	0- 1	1- 0	3- 0				
2- 0	0- 0	0- 0	HOME	0- 0	1- 0	1- 0				
1- 3	0- 1	0- 1	AWAY	0- 1	0- 0	1- 0				
1- 1	0- 0	0- 1	NEUTRAL	0- 0	0- 0	1- 0				
9- 2	0- 0	0- 0	CONFERENCE	0- 1	2- 1	7- 0				
4- 1	0- 0	0- 0	HOME	0- 1	2- 0	2- 0				
5- 1	0- 0	0- 0	AWAY	0- 0	0- 1	5- 0				
0- 0	0- 0	0- 0	NEUTRAL	0- 0	0- 0	0- 0				

RPI 1-25				RPI 26-50				RPI 51-100				Team's RPI: 74	RPI 101+			
RPI	S	Opponent	Score	RPI	S	Opponent	Score	RPI	S	Opponent	Score		RPI	S	Opponent	Score
12	A	Gonzaga	51 70	29	A	Utah	60 74	70	A	Arizona	46 71		109	A	Northern Colo.	56 60
				41	N	Georgia Tech	51 74	96	H	Idaho	72 86		137	H	Pepperdine	65 63
													140	H	Montana St.	61 43
													145	H	Montana	50 34
													163	A	Portland St.	58 57
													197	H	Eastern Wash.	63 48
													238	A	Sacramento St.	56 42
													238	H	Sacramento St.	73 43
													258	A	Southern Utah	69 57
													265	A	Northern Ariz.	80 69
													268	H	Utah Valley	80 68
													287	A	California Baptist	72 57
													295	N	Kennesaw St.	60 49
													308	A	Weber St.	70 57
LAST 12 Division I GAMES:																
163	A	Portland St.	58 57	308	A	Weber St.	70 57									
238	A	Sacramento St.	56 42	265	A	Northern Ariz.	80 69									
140	H	Montana St.	61 43	258	A	Southern Utah	69 57									
145	H	Montana	50 34	197	H	Eastern Wash.	63 48									
109	A	Northern Colo.	56 60	96	H	Idaho	72 86									
238	H	Sacramento St.	73 43	137	H	Pepperdine	65 63									

Non-Div I Games: Benedictine Mesa 88 51

Idaho St.

Average RPI Win:	245	WON-LOST	WINNING	LAST 10	STRENGTH OF	OPP. STRENGTH	TEAM	ADJ.	CONF.	ADJ CONF.
Average RPI Loss:	71	RECORD	PCT. RANK	GAMES	SCHEDULE	OF SCHEDULE	RPI	RPI	RPI	RPI
DIV. I ONLY	9- 13	228	0- 1	93	89	189	189	4	4	
DIV. I NON-CONF.	8- 3	72	0- 0	286	279	181	181	6	6	
TOTALS	RPI 1-25	RPI 26-50	W-L RECORDS	RPI 51-100	RPI 101-150	RPI 150+				
9- 13	0- 4	0- 3	OVERALL	0- 2	1- 3	8- 1				
7- 7	0- 3	0- 2	HOME	0- 1	0- 1	7- 0				
2- 5	0- 1	0- 1	AWAY	0- 1	1- 2	1- 0				
0- 1	0- 0	0- 0	NEUTRAL	0- 0	0- 0	0- 1				
8- 3	0- 0	0- 2	NON-CONFERENCE	0- 0	0- 0	8- 1				
7- 1	0- 0	0- 1	HOME	0- 0	0- 0	7- 0				
1- 1	0- 0	0- 1	AWAY	0- 0	0- 0	1- 0				
0- 1	0- 0	0- 0	NEUTRAL	0- 0	0- 0	0- 1				
1- 10	0- 4	0- 1	CONFERENCE	0- 2	1- 3	0- 0				
0- 6	0- 3	0- 1	HOME	0- 1	0- 1	0- 0				
1- 4	0- 1	0- 0	AWAY	0- 1	1- 2	0- 0				
0- 0	0- 0	0- 0	NEUTRAL	0- 0	0- 0	0- 0				

RPI	S	Opponent	Score	RPI	S	Opponent	Score	RPI	S	Opponent	Score	RPI	S	Opponent	Score	Team's RPI: 189
13	H	Iowa	75 94	34	H	Indiana	83 85	88	A	Northwestern	45 68	101	H	Nebraska	67 77	
15	H	Rutgers	60 71	36	H	Missouri	45 67	88	H	Northwestern	56 64	110	A	Ohio St.	70 78	
20	H	Maryland	66 80	47	A	Clemson	67 69					115	A	Penn St.	48 62	
24	A	Michigan St.	60 77									129	A	Minnesota	66 62	
												173	H	Indiana St.	75 57	
												191	H	Eastern Mich.	72 66	
												236	H	SIUE	74 57	
												238	N	Sacramento St.	107 109	
												264	H	Columbia	76 69	
												289	H	Murray St.	84 52	
												294	H	Valparaiso	73 54	
												303	H	Alabama A&M	88 60	
												323	A	Cal Poly	74 51	
LAST 12 Division I GAMES:																
20	H	Maryland	66 80	115	A	Penn St.	48 62									
110	A	Ohio St.	70 78	15	H	Rutgers	60 71									
88	H	Northwestern	56 64	129	A	Minnesota	66 62									
24	A	Michigan St.	60 77	88	A	Northwestern	45 68									
13	H	Iowa	75 94	34	H	Indiana	83 85									
101	H	Nebraska	67 77	36	H	Missouri	45 67									

Non-Div I Games:

Illinois

■ Loss,
 ■ Non-Conf,
 S Site,
 ■ Home
 ■ Away
 N Neutral

Average RPI Win:	238	WON-LOST	WINNING	LAST 10	STRENGTH OF	OPP. STRENGTH	TEAM	ADJ.	CONF.	ADJ CONF.
Average RPI Loss:	154	RECORD	PCT. RANK	GAMES	SCHEDULE	OF SCHEDULE	RPI	RPI	RPI	RPI
DIV. I ONLY	10- 9	148	1- 0	230	241	186	186	13	13	
DIV. I NON-CONF.	6- 4	125	0- 0	297	318	182	182	14	14	
TOTALS	RPI 1-25	RPI 26-50	W-L RECORDS	RPI 51-100	RPI 101-150	RPI 150+				
10- 9	0- 1	0- 1	OVERALL	1- 1	0- 0	9- 6				
6- 3	0- 1	0- 0	HOME	1- 1	0- 0	5- 1				
4- 6	0- 0	0- 1	AWAY	0- 0	0- 0	4- 5				
0- 0	0- 0	0- 0	NEUTRAL	0- 0	0- 0	0- 0				
6- 4	0- 0	0- 1	NON-CONFERENCE	0- 0	0- 0	6- 3				
4- 0	0- 0	0- 0	HOME	0- 0	0- 0	4- 0				
2- 4	0- 0	0- 1	AWAY	0- 0	0- 0	2- 3				
0- 0	0- 0	0- 0	NEUTRAL	0- 0	0- 0	0- 0				
4- 5	0- 1	0- 0	CONFERENCE	1- 1	0- 0	3- 3				
2- 3	0- 1	0- 0	HOME	1- 1	0- 0	1- 1				
2- 2	0- 0	0- 0	AWAY	0- 0	0- 0	2- 2				
0- 0	0- 0	0- 0	NEUTRAL	0- 0	0- 0	0- 0				

RPI 1-25	RPI 26-50	RPI 51-100	RPI 101+	Team's RPI: 186
RPI S Opponent Score	RPI S Opponent Score	RPI S Opponent Score	RPI S Opponent Score	
19 H Drake 64 82	45 A Butler 56 58	66 H Missouri St. 47 59	154 H Southern Ill. 60 52	
		93 H UNI 66 64	156 H Bradley 68 79	
			173 A Indiana St. 44 59	
			191 A Eastern Mich. 41 50	
			196 H Saint Louis 72 67	
			219 A UMKC 62 55	
			222 H North Dakota 67 55	
			227 A Loyola Chicago 59 62	
			236 A SIUE 61 68	
			269 A Cleveland St. 63 67	
			281 A Northern Ky. 58 53	
			282 H Austin Peay 61 49	
			294 A Valparaiso 70 67	
			304 H Oakland 62 56	
			338 A Evansville 72 61	
LAST 12 Division I GAMES:				
294 A Valparaiso 70 67	173 A Indiana St. 44 59			
227 A Loyola Chicago 59 62	19 H Drake 64 82			
156 H Bradley 68 79	93 H UNI 66 64			
66 H Missouri St. 47 59	219 A UMKC 62 55			
154 H Southern Ill. 60 52	196 H Saint Louis 72 67			
338 A Evansville 72 61	281 A Northern Ky. 58 53			

Non-Div I Games: Maryville (MO) 61 52

Illinois St.

Average RPI Win:	313	WON-LOST	WINNING	LAST 10	STRENGTH OF	OPP. STRENGTH	TEAM	ADJ.	CONF.	ADJ CONF.
Average RPI Loss:	170	RECORD	PCT. RANK	GAMES	SCHEDULE	OF SCHEDULE	RPI	RPI	RPI	RPI
DIV. I ONLY	2- 18	338	0- 1	203	261	324	324	26	26	
DIV. I NON-CONF.	0- 11	336	0- 0	92	198	308	308	23	23	
TOTALS	RPI 1-25	RPI 26-50	W-L RECORDS	RPI 51-100	RPI 101-150	RPI 150+				
2- 18	0- 1	0- 2	OVERALL	0- 4	0- 2	2- 9				
1- 7	0- 0	0- 1	HOME	0- 3	0- 1	1- 2				
1- 11	0- 1	0- 1	AWAY	0- 1	0- 1	1- 7				
0- 0	0- 0	0- 0	NEUTRAL	0- 0	0- 0	0- 0				
0- 11	0- 1	0- 2	NON-CONFERENCE	0- 2	0- 2	0- 4				
0- 4	0- 0	0- 1	HOME	0- 1	0- 1	0- 1				
0- 7	0- 1	0- 1	AWAY	0- 1	0- 1	0- 3				
0- 0	0- 0	0- 0	NEUTRAL	0- 0	0- 0	0- 0				
2- 7	0- 0	0- 0	CONFERENCE	0- 2	0- 0	2- 5				
1- 3	0- 0	0- 0	HOME	0- 2	0- 0	1- 1				
1- 4	0- 0	0- 0	AWAY	0- 0	0- 0	1- 4				
0- 0	0- 0	0- 0	NEUTRAL	0- 0	0- 0	0- 0				

RPI S	Opponent	Score	RPI S	Opponent	Score	RPI S	Opponent	Score	RPI S	Opponent	Score	Team's RPI: 324
17	A Arizona St.	43 81	35	A South Dakota	43 96	63	H SFA	56 66	113	H UT Arlington	49 97	
			37	H Rice	63 74	69	H Lamar University	51 77	129	A Minnesota	39 75	
						70	A Arizona	42 84	184	A Nicholls St.	62 86	
						94	H Houston	60 79	205	H Sam Houston St.	56 76	
									207	A Massachusetts	59 71	
									251	A San Diego St.	38 81	
									291	A Central Ark.	43 74	
									308	H Weber St.	64 72	
									311	A New Orleans	55 58	
									311	H New Orleans	81 69	
									314	A McNeese	68 66	
									339	A Houston Baptist	59 60	
									340	A Grand Canyon	63 74	
LAST 12 Division I GAMES:												
311	A New Orleans	55 58	205	H Sam Houston St.	56 76							
339	A Houston Baptist	59 60	184	A Nicholls St.	62 86							
311	H New Orleans	81 69	314	A McNeese	68 66							
69	H Lamar University	51 77	37	H Rice	63 74							
63	H SFA	56 66	207	A Massachusetts	59 71							
291	A Central Ark.	43 74	129	A Minnesota	39 75							

Non-Div I Games:

Incarnate Word

Loss, Non-Conf, S Site, H Home A Away N Neutral

Indiana

Through Games Of Feb. 4, 2019

Average RPI Win:	127	WON-LOST	WINNING	LAST 10	STRENGTH OF	OPP. STRENGTH	TEAM	ADJ.	CONF.	ADJ CONF.
Average RPI Loss:	80	RECORD	PCT. RANK	GAMES	SCHEDULE	OF SCHEDULE	RPI	RPI	RPI	RPI
DIV. I ONLY	17- 6	57	1- 0	65	31	34	34	4	4	
DIV. I NON-CONF.	11- 1	13	0- 0	122	47	20	20	6	6	
TOTALS	RPI 1-25	RPI 26-50	W-L RECORDS	RPI 51-100	RPI 101-150	RPI 150+				
17- 6	1- 2	3- 1	OVERALL	4- 1	3- 1	6- 1				
9- 2	1- 1	1- 0	HOME	3- 1	1- 0	3- 0				
6- 3	0- 1	1- 1	AWAY	1- 0	1- 1	3- 0				
2- 1	0- 0	1- 0	NEUTRAL	0- 0	1- 0	0- 1				
11- 1	0- 0	3- 0	NON-CONFERENCE	3- 0	1- 0	4- 1				
6- 0	0- 0	1- 0	HOME	2- 0	0- 0	3- 0				
3- 0	0- 0	1- 0	AWAY	1- 0	0- 0	1- 0				
2- 1	0- 0	1- 0	NEUTRAL	0- 0	1- 0	0- 1				
6- 5	1- 2	0- 1	CONFERENCE	1- 1	2- 1	2- 0				
3- 2	1- 1	0- 0	HOME	1- 1	1- 0	0- 0				
3- 3	0- 1	0- 1	AWAY	0- 0	1- 1	2- 0				
0- 0	0- 0	0- 0	NEUTRAL	0- 0	0- 0	0- 0				

RPI 1-25				RPI 26-50				Team's RPI: 34				RPI 51-100				RPI 101+			
RPI	S	Opponent	Score	RPI	S	Opponent	Score	RPI	S	Opponent	Score	RPI	S	Opponent	Score	RPI	S	Opponent	Score
15	A	Rutgers	64 69	35	N	South Dakota	68 60	57	H	Michigan	70 60	101	A	Nebraska	82 78				
20	H	Maryland	56 76	44	A	Purdue	53 56	66	H	Missouri St.	98 74	110	A	Ohio St.	50 55				
24	H	Michigan St.	68 64	45	H	Butler	66 46	88	H	Northwestern	69 75	112	N	Loyola Marymount	67 43				
				49	A	UCLA	67 65	98	A	Wake Forest	87 73	115	H	Penn St.	83 75				
								99	H	Northern Ill.	91 73	178	A	Wisconsin	75 68				
												189	A	Illinois	85 83				
												193	H	Milwaukee	68 66				
												200	N	Grambling	62 65				
												208	H	Florida	83 64				
												285	H	North Florida	75 52				
												304	A	Oakland	59 32				
LAST 12 Division I GAMES:																			
101	A	Nebraska	82 78	178	A	Wisconsin	75 68												
15	A	Rutgers	64 69	110	A	Ohio St.	50 55												
20	H	Maryland	56 76	24	H	Michigan St.	68 64												
57	H	Michigan	70 60	115	H	Penn St.	83 75												
44	A	Purdue	53 56	189	A	Illinois	85 83												
88	H	Northwestern	69 75	35	N	South Dakota	68 60												

Non-Div I Games:

Indiana

■ Loss,
 ■ Non-Conf, S Site,
 ■ Home
 ■ Away
 N Neutral

Average RPI Win:	254	WON-LOST	WINNING	LAST 10	STRENGTH OF	OPP. STRENGTH	TEAM	ADJ.	CONF.	ADJ CONF.
Average RPI Loss:	136	RECORD	PCT. RANK	GAMES	SCHEDULE	OF SCHEDULE	RPI	RPI	RPI	RPI
DIV. I ONLY	9- 10	187	1- 0	181	263	173	173	13	13	
DIV. I NON-CONF.	5- 5	162	0- 0	228	331	177	177	14	14	
TOTALS	RPI 1-25	RPI 26-50	W-L RECORDS	RPI 51-100	RPI 101-150	RPI 150+				
9- 10	0- 1	0- 1	OVERALL	0- 2	0- 1	9- 5				
2- 4	0- 1	0- 0	HOME	0- 1	0- 1	2- 1				
7- 5	0- 0	0- 1	AWAY	0- 1	0- 0	7- 3				
0- 1	0- 0	0- 0	NEUTRAL	0- 0	0- 0	0- 1				
5- 5	0- 0	0- 1	NON-CONFERENCE	0- 0	0- 1	5- 3				
1- 1	0- 0	0- 0	HOME	0- 0	0- 1	1- 0				
4- 3	0- 0	0- 1	AWAY	0- 0	0- 0	4- 2				
0- 1	0- 0	0- 0	NEUTRAL	0- 0	0- 0	0- 1				
4- 5	0- 1	0- 0	CONFERENCE	0- 2	0- 0	4- 2				
1- 3	0- 1	0- 0	HOME	0- 1	0- 0	1- 1				
3- 2	0- 0	0- 0	AWAY	0- 1	0- 0	3- 1				
0- 0	0- 0	0- 0	NEUTRAL	0- 0	0- 0	0- 0				

RPI 1-25				RPI 26-50				RPI 51-100				RPI 101+ Team's RPI: 173			
RPI	S	Opponent	Score	RPI	S	Opponent	Score	RPI	S	Opponent	Score	RPI	S	Opponent	Score
19	H	Drake	68 70	45	A	Butler	49 72	66	A	Missouri St.	58 71	134	H	IUPUI	59 64
								93	H	UNI	51 71	151	N	UC Irvine	61 77
												154	A	Southern Ill.	61 58
												156	H	Bradley	45 61
												186	H	Illinois St.	59 44
												189	A	Illinois	57 75
												196	A	Saint Louis	60 56
												215	A	Southeast Mo. St.	62 51
												227	A	Loyola Chicago	54 56
												231	A	Marshall	62 53
												279	A	Eastern Ill.	39 63
												294	A	Valparaiso	86 82
												331	H	UIC	60 53
												338	A	Evansville	76 69
												340	A	Grand Canyon	88 81
LAST 12 Division I GAMES:															
338	A	Evansville	76 69	186	H	Illinois St.	59 44								
93	H	UNI	51 71	154	A	Southern Ill.	61 58								
19	H	Drake	68 70	66	A	Missouri St.	58 71								
227	A	Loyola Chicago	54 56	279	A	Eastern Ill.	39 63								
294	A	Valparaiso	86 82	45	A	Butler	49 72								
156	H	Bradley	45 61	331	H	UIC	60 53								

Non-Div I Games: Davenport 79 43

Indiana St.

■ Loss,
 ■ Non-Conf,
 ■ S Site,
 ■ H Home
 ■ A Away
 N Neutral

Average RPI Win: 187	WON-LOST	WINNING	LAST 10	STRENGTH OF	OPP. STRENGTH	TEAM	ADJ.	CONF.	ADJ CONF.
Average RPI Loss: 178	RECORD	PCT. RANK	GAMES	SCHEDULE	OF SCHEDULE	RPI	RPI	RPI	RPI
DIV. I ONLY	1- 21	350	0- 1	159	236	333	333	27	27
DIV. I NON-CONF.	1- 10	330	0- 0	65	121	279	279	28	28
TOTALS	RPI 1-25	RPI 26-50	W-L RECORDS	RPI 51-100	RPI 101-150	RPI 150+			
1- 21	0- 1	0- 1	OVERALL	0- 4	0- 3	1- 12			
1- 11	0- 1	0- 0	HOME	0- 2	0- 2	1- 6			
0- 10	0- 0	0- 1	AWAY	0- 2	0- 1	0- 6			
0- 0	0- 0	0- 0	NEUTRAL	0- 0	0- 0	0- 0			
1- 10	0- 1	0- 1	NON-CONFERENCE	0- 3	0- 2	1- 3			
1- 5	0- 1	0- 0	HOME	0- 1	0- 2	1- 1			
0- 5	0- 0	0- 1	AWAY	0- 2	0- 0	0- 2			
0- 0	0- 0	0- 0	NEUTRAL	0- 0	0- 0	0- 0			
0- 11	0- 0	0- 0	CONFERENCE	0- 1	0- 1	0- 9			
0- 6	0- 0	0- 0	HOME	0- 1	0- 0	0- 5			
0- 5	0- 0	0- 0	AWAY	0- 0	0- 1	0- 4			
0- 0	0- 0	0- 0	NEUTRAL	0- 0	0- 0	0- 0			

RPI 1-25				RPI 26-50				RPI 51-100				RPI 101+ Team's RPI: 333			
RPI	S	Opponent	Score	RPI	S	Opponent	Score	RPI	S	Opponent	Score	RPI	S	Opponent	Score
21	H	Central Mich.	39 82	48	A	Bucknell	43 81	62	H	Quinnipiac	39 76	127	H	St. John's (NY)	35 61
								81	H	Penn	43 66	139	H	Fordham	40 57
								82	A	Toledo	38 84	150	A	Marist	36 76
								95	A	Kansas	44 75	165	H	Stony Brook	51 53
												187	H	George Washington	52 43
												188	A	Temple	39 59
												194	H	Rider	58 66
												227	H	Monmouth	38 55
												230	A	Niagara	53 72
												230	H	Niagara	46 58
												252	A	Hofstra	49 74
												271	A	Siena	47 59
												275	A	Canisius	47 67
												275	H	Canisius	40 48
												317	H	Fairfield	42 55
												318	A	Manhattan	33 55
LAST 12 Division I GAMES:															
230	A	Niagara	53 72	194	H	Rider	58 66								
275	A	Canisius	47 67	230	H	Niagara	46 58								
62	H	Quinnipiac	39 76	275	H	Canisius	40 48								
317	H	Fairfield	42 55	271	A	Siena	47 59								
150	A	Marist	36 76	227	H	Monmouth	38 55								
318	A	Manhattan	33 55	139	H	Fordham	40 57								

Non-Div I Games:

Iona

Average RPI Win: 118		WON-LOST	WINNING	LAST 10	STRENGTH OF	OPP. STRENGTH	TEAM	ADJ.	CONF.	ADJ CONF.
Average RPI Loss: 30		RECORD	PCT. RANK	GAMES	SCHEDULE	OF SCHEDULE	RPI	RPI	RPI	RPI
DIV. I ONLY		17- 5	37	0- 1	11	32	13	13	4	4
DIV. I NON-CONF.		9- 2	43	0- 1	14	51	10	10	6	6
TOTALS		RPI 1-25	RPI 26-50		W-L RECORDS		RPI 51-100	RPI 101-150	RPI 150+	
17- 5	3- 3	1- 1		OVERALL		3- 1	5- 0	5- 0		
11- 0	2- 0	1- 0		HOME		2- 0	2- 0	4- 0		
5- 4	1- 2	0- 1		AWAY		0- 1	3- 0	1- 0		
1- 1	0- 1	0- 0		NEUTRAL		1- 0	0- 0	0- 0		
9- 2	2- 2	0- 0		NON-CONFERENCE		2- 0	2- 0	3- 0		
6- 0	1- 0	0- 0		HOME		1- 0	1- 0	3- 0		
2- 1	1- 1	0- 0		AWAY		0- 0	1- 0	0- 0		
1- 1	0- 1	0- 0		NEUTRAL		1- 0	0- 0	0- 0		
8- 3	1- 1	1- 1		CONFERENCE		1- 1	3- 0	2- 0		
5- 0	1- 0	1- 0		HOME		1- 0	1- 0	1- 0		
3- 3	0- 1	0- 1		AWAY		0- 1	2- 0	1- 0		
0- 0	0- 0	0- 0		NEUTRAL		0- 0	0- 0	0- 0		

RPI	S	Opponent	Score
1	A	Notre Dame	71 105
11	H	Iowa St.	73 70
15	H	Rutgers	72 66
19	A	Drake	91 82
23	N	Florida St.	67 71
24	A	Michigan St.	70 84

RPI	S	Opponent	Score
44	A	Purdue	57 62
44	H	Purdue	72 58

RPI	S	Opponent	Score
57	A	Michigan	81 90
57	H	Michigan	75 61
65	N	West Virginia	84 81
93	H	UNI	83 57

RPI	S	Opponent	Score
101	H	Nebraska	77 71
115	A	Penn St.	81 61
117	A	Western Ky.	104 67
129	A	Minnesota	81 63
134	H	IUPUI	72 58
178	H	Wisconsin	71 53
185	H	Oral Roberts	90 77
189	A	Illinois	94 75
213	H	Robert Morris	92 63
342	H	N.C. Central	106 39

LAST 12 Division I GAMES:

23	N	Florida St.	67	71	57	H	Michigan	75	61
115	A	Penn St.	81	61	129	A	Minnesota	81	63
57	A	Michigan	81	90	44	A	Purdue	57	62
44	H	Purdue	72	58	178	H	Wisconsin	71	53
15	H	Rutgers	72	66	101	H	Nebraska	77	71
189	A	Illinois	94	75	24	A	Michigan St.	70	84

Non-Div I Games:

Iowa

■ Loss,
 ■ Non-Conf, S Site,
 ■ Home
 ■ Away
 N Neutral

Through Games of Feb. 17, 1919									
Average RPI Win: 105	WON-LOST	WINNING	LAST 10	STRENGTH OF	OPP. STRENGTH	TEAM	ADJ.	CONF.	ADJ CONF.
Average RPI Loss: 29	RECORD	PCT. RANK	GAMES	SCHEDULE	OF SCHEDULE	RPI	RPI	RPI	RPI
DIV. I ONLY	17- 5	37	3- 0	2	45	11	11	3	3
DIV. I NON-CONF.	10- 2	37	3- 0	7	99	9	9	3	3

TOTALS	RPI 1-25	RPI 26-50	W-L RECORDS	RPI 51-100	RPI 101-150	RPI 150+			
17- 5	1- 2	3- 2	OVERALL	7- 1	2- 0	4- 0			
13- 1	1- 0	3- 1	HOME	4- 0	2- 0	3- 0			
3- 4	0- 2	0- 1	AWAY	3- 1	0- 0	0- 0			
1- 0	0- 0	0- 0	NEUTRAL	0- 0	0- 0	1- 0			
10- 2	1- 1	2- 1	NON-CONFERENCE	3- 0	0- 0	4- 0			
9- 0	1- 0	2- 0	HOME	3- 0	0- 0	3- 0			
0- 2	0- 1	0- 1	AWAY	0- 0	0- 0	0- 0			
1- 0	0- 0	0- 0	NEUTRAL	0- 0	0- 0	1- 0			
7- 3	0- 1	1- 1	CONFERENCE	4- 1	2- 0	0- 0			
4- 1	0- 0	1- 1	HOME	1- 0	2- 0	0- 0			
3- 2	0- 1	0- 0	AWAY	3- 1	0- 0	0- 0			
0- 0	0- 0	0- 0	NEUTRAL	0- 0	0- 0	0- 0			

RPI	S	Opponent	Score	RPI	S	Opponent	Score	RPI	S	Opponent	Score	RPI	S	Opponent	Score
2	A	Baylor	69 84	27	H	Miami (FL)	75 52	51	H	Auburn	67 64	143	H	Texas Tech	105 66
13	A	Iowa	70 73	30	H	Texas	62 64	59	A	Kansas St.	81 52	147	H	Oklahoma	104 78
19	H	Drake	86 81	35	A	South Dakota	59 64	59	H	Kansas St.	96 58	191	N	Eastern Mich.	85 59
				48	H	Bucknell	86 61	65	A	West Virginia	64 73	192	H	Prairie View	94 46
				50	H	TCU	92 54	73	H	Arkansas	91 82	222	H	North Dakota	87 35
								85	A	Oklahoma St.	84 71	230	H	Niagara	95 35
								95	A	Kansas	82 73				
								99	H	Northern Ill.	70 60				
LAST 12 Division I GAMES:															
				99	H	Northern Ill.	70 60	2	A	Baylor	69 84				
				51	H	Auburn	67 64	147	H	Oklahoma	104 78				
				27	H	Miami (FL)	75 52	65	A	West Virginia	64 73				
				59	A	Kansas St.	81 52	30	H	Texas	62 64				
				143	H	Texas Tech	105 66	50	H	TCU	92 54				
				85	A	Oklahoma St.	84 71	95	A	Kansas	82 73				

Non-Div I Games:

Iowa St.

Average RPI Win: 303	WON-LOST	WINNING	LAST 10	STRENGTH OF	OPP. STRENGTH	TEAM	ADJ.	CONF.	ADJ CONF.
Average RPI Loss: 182	RECORD	PCT. RANK	GAMES	SCHEDULE	OF SCHEDULE	RPI	RPI	RPI	RPI
DIV. I ONLY	6- 12	259	1- 0	326	297	305	305	29	29
DIV. I NON-CONF.	2- 7	288	0- 0	186	242	282	282	26	26
TOTALS	RPI 1-25	RPI 26-50	W-L RECORDS	RPI 51-100	RPI 101-150	RPI 150+			
6- 12	0- 1	0- 0	OVERALL	0- 1	0- 2	6- 8			
4- 2	0- 0	0- 0	HOME	0- 0	0- 0	4- 2			
1- 9	0- 1	0- 0	AWAY	0- 1	0- 1	1- 6			
1- 1	0- 0	0- 0	NEUTRAL	0- 0	0- 1	1- 0			
2- 7	0- 1	0- 0	NON-CONFERENCE	0- 1	0- 2	2- 3			
1- 1	0- 0	0- 0	HOME	0- 0	0- 0	1- 1			
0- 5	0- 1	0- 0	AWAY	0- 1	0- 1	0- 2			
1- 1	0- 0	0- 0	NEUTRAL	0- 0	0- 1	1- 0			
4- 5	0- 0	0- 0	CONFERENCE	0- 0	0- 0	4- 5			
3- 1	0- 0	0- 0	HOME	0- 0	0- 0	3- 1			
1- 4	0- 0	0- 0	AWAY	0- 0	0- 0	1- 4			
0- 0	0- 0	0- 0	NEUTRAL	0- 0	0- 0	0- 0			

RPI 1-25			RPI 26-50			RPI 51-100			RPI 101+ Team's RPI: 305		
RPI	S	Opponent	Score	RPI	S	Opponent	Score	RPI	S	Opponent	Score
7	A	Mississippi St.	38 105					73	A	Arkansas	57 76
								113	A	UT Arlington	63 99
								146	N	Akron	57 74
								174	H	Southern U.	74 76
								192	A	Prairie View	57 76
								200	A	Grambling	77 74
								212	A	Memphis	67 68
								226	A	Alabama St.	67 74
								234	A	Texas Southern	67 76
								237	A	Louisiana	61 68
								272	H	Southeastern La.	45 50
								291	H	Central Ark.	65 56
								298	H	Mississippi Val.	87 56
								303	A	Alabama A&M	55 58
								331	N	UIC	72 57
								346	H	Ark.-Pine Bluff	60 41
								350	H	Alcorn	88 66
LAST 12 Division I GAMES:											
346	H	Ark.-Pine Bluff	60 41	350	H	Alcorn	88 66				
298	H	Mississippi Val.	87 56	226	A	Alabama St.	67 74				
200	A	Grambling	77 74	303	A	Alabama A&M	55 58				
234	A	Texas Southern	67 76	73	A	Arkansas	57 76				
192	A	Prairie View	57 76	331	N	UIC	72 57				
174	H	Southern U.	74 76	146	N	Akron	57 74				

Non-Div I Games: Spring Hill 105 57 Millsaps 88 38

Jackson St.

■ Loss,
 ■ Non-Conf, S Site,
 ■ Home
 ■ Away
 N Neutral

Jacksonville

Through Games Of Feb. 4, 2019

Average RPI Win:	287	WON-LOST	WINNING	LAST 10	STRENGTH OF	OPP. STRENGTH	TEAM	ADJ.	CONF.	ADJ CONF.
Average RPI Loss:	164	RECORD	PCT. RANK	GAMES	SCHEDULE	OF SCHEDULE	RPI	RPI	RPI	RPI
DIV. I ONLY	8- 11	221	0- 1	240	305	217	217	24	24	
DIV. I NON-CONF.	4- 6	212	0- 0	177	305	197	197	27	27	
TOTALS	RPI 1-25	RPI 26-50	W-L RECORDS	RPI 51-100	RPI 101-150	RPI 150+				
8- 11	0- 2	0- 0	OVERALL	0- 2	0- 1	8- 6				
2- 4	0- 0	0- 0	HOME	0- 0	0- 0	2- 4				
6- 5	0- 2	0- 0	AWAY	0- 1	0- 1	6- 1				
0- 2	0- 0	0- 0	NEUTRAL	0- 1	0- 0	0- 1				
4- 6	0- 2	0- 0	NON-CONFERENCE	0- 1	0- 1	4- 2				
1- 1	0- 0	0- 0	HOME	0- 0	0- 0	1- 1				
3- 3	0- 2	0- 0	AWAY	0- 0	0- 1	3- 0				
0- 2	0- 0	0- 0	NEUTRAL	0- 1	0- 0	0- 1				
4- 5	0- 0	0- 0	CONFERENCE	0- 1	0- 0	4- 4				
1- 3	0- 0	0- 0	HOME	0- 0	0- 0	1- 3				
3- 2	0- 0	0- 0	AWAY	0- 1	0- 0	3- 1				
0- 0	0- 0	0- 0	NEUTRAL	0- 0	0- 0	0- 0				

RPI 1-25				RPI 26-50				RPI 51-100				RPI 101+ Team's RPI: 217			
RPI	S	Opponent	Score	RPI	S	Opponent	Score	RPI	S	Opponent	Score	RPI	S	Opponent	Score
18	A	Texas A&M	53 73					67	N	Old Dominion	76 78	115	A	Penn St.	61 80
23	A	Florida St.	46 79					89	A	FGCU	58 82	155	H	Mercer	71 66
												161	H	North Ala.	59 62
												229	A	Liberty	64 52
												229	H	Liberty	75 85
												235	H	Stetson	56 69
												267	H	Bethune-Cookman	56 58
												285	A	North Florida	80 72
												295	A	Kennesaw St.	55 75
												303	N	Alabama A&M	60 65
												309	A	NJIT	61 56
												316	A	FIU	73 62
												325	H	Lipscomb	62 47
												329	A	Charleston So.	68 58
												348	A	Savannah St.	68 58
LAST 12 Division I GAMES:															
				89	A	FGCU	58 82			229	A	Liberty	64 52		
				235	H	Stetson	56 69			295	A	Kennesaw St.	55 75		
				229	H	Liberty	75 85			325	H	Lipscomb	62 47		
				285	A	North Florida	80 72			155	H	Mercer	71 66		
				309	A	NJIT	61 56			316	A	FIU	73 62		
				161	H	North Ala.	59 62			303	N	Alabama A&M	60 65		

Non-Div I Games: Webber Int'l 73 39 Edward Waters 100 48 Warner 105 55

Jacksonville

Loss, Non-Conf, S Site, H Home A Away N Neutral

Average RPI Win: 278	WON-LOST	WINNING	LAST 10	STRENGTH OF	OPP. STRENGTH	TEAM	ADJ.	CONF.	ADJ CONF.
Average RPI Loss: 127	RECORD	PCT. RANK	GAMES	SCHEDULE	OF SCHEDULE	RPI	RPI	RPI	RPI
DIV. I ONLY	9- 11	202	0- 1	259	213	223	223	22	22
DIV. I NON-CONF.	5- 5	162	0- 1	269	185	202	202	20	20
TOTALS	RPI 1-25	RPI 26-50	W-L RECORDS	RPI 51-100	RPI 101-150	RPI 150+			
9- 11	0- 0	0- 0	OVERALL	0- 5	0- 4	9- 2			
3- 6	0- 0	0- 0	HOME	0- 3	0- 1	3- 2			
6- 3	0- 0	0- 0	AWAY	0- 1	0- 2	6- 0			
0- 2	0- 0	0- 0	NEUTRAL	0- 1	0- 1	0- 0			
5- 5	0- 0	0- 0	NON-CONFERENCE	0- 3	0- 2	5- 0			
1- 2	0- 0	0- 0	HOME	0- 2	0- 0	1- 0			
4- 1	0- 0	0- 0	AWAY	0- 0	0- 1	4- 0			
0- 2	0- 0	0- 0	NEUTRAL	0- 1	0- 1	0- 0			
4- 6	0- 0	0- 0	CONFERENCE	0- 2	0- 2	4- 2			
2- 4	0- 0	0- 0	HOME	0- 1	0- 1	2- 2			
2- 2	0- 0	0- 0	AWAY	0- 1	0- 1	2- 0			
0- 0	0- 0	0- 0	NEUTRAL	0- 0	0- 0	0- 0			

RPI 1-25			RPI 26-50			RPI 51-100			RPI 101+			Team's RPI: 223
RPI	S	Opponent	Score	RPI	S	Opponent	Score	RPI	S	Opponent	Score	
						55 H Miami (OH)	41 58	116 A Morehead St.		55 66		
						64 A Belmont	52 66	124 N Washington St.		51 64		
						64 H Belmont	41 64	142 H Tennessee Tech		49 66		
						68 N Harvard	62 69	143 A Texas Tech		58 71		
						91 H Troy	63 89	152 H Georgia St.		61 56		
								201 A Ole Miss		60 49		
								236 H SIUE		47 51		
								279 H Eastern Ill.		78 49		
								282 H Austin Peay		67 56		
								289 H Murray St.		59 64		
								290 A Tennessee St.		62 52		
								303 A Alabama A&M		55 48		
								322 A Eastern Ky.		53 44		
								325 A Lipscomb		58 46		
								349 A Florida A&M		62 31		
LAST 12 Division I GAMES:												
124 N		Washington St.	51 64	64 H		Belmont	41 64					
282 H		Austin Peay	67 56	236 H		SIUE	47 51					
289 H		Murray St.	59 64	279 H		Eastern Ill.	78 49					
116 A		Morehead St.	55 66	290 A		Tennessee St.	62 52					
322 A		Eastern Ky.	53 44	64 A		Belmont	52 66					
142 H		Tennessee Tech	49 66	91 H		Troy	63 89					

Non-Div I Games: Montevallo 84 52

Jacksonville St.

■ Loss,
 ■ Non-Conf,
 ■ S Site,
 ■ H Home
 ■ A Away
 N Neutral

Average RPI Win:	182	WON-LOST	WINNING	LAST 10	STRENGTH OF	OPP. STRENGTH	TEAM	ADJ.	CONF.	ADJ CONF.
Average RPI Loss:	107	RECORD	PCT. RANK	GAMES	SCHEDULE	OF SCHEDULE	RPI	RPI	RPI	RPI
DIV. I ONLY	16- 4	28	1- 0	147	136	42	42	10	10	
DIV. I NON-CONF.	8- 3	72	0- 0	175	151	62	62	11	11	
TOTALS	RPI 1-25	RPI 26-50	W-L RECORDS	RPI 51-100	RPI 101-150	RPI 150+				
16- 4	0- 1	0- 0	OVERALL	3- 1	4- 1	9- 1				
10- 0	0- 0	0- 0	HOME	2- 0	4- 0	4- 0				
6- 4	0- 1	0- 0	AWAY	1- 1	0- 1	5- 1				
0- 0	0- 0	0- 0	NEUTRAL	0- 0	0- 0	0- 0				
8- 3	0- 1	0- 0	NON-CONFERENCE	1- 1	2- 0	5- 1				
5- 0	0- 0	0- 0	HOME	1- 0	2- 0	2- 0				
3- 3	0- 1	0- 0	AWAY	0- 1	0- 0	3- 1				
0- 0	0- 0	0- 0	NEUTRAL	0- 0	0- 0	0- 0				
8- 1	0- 0	0- 0	CONFERENCE	2- 0	2- 1	4- 0				
5- 0	0- 0	0- 0	HOME	1- 0	2- 0	2- 0				
3- 1	0- 0	0- 0	AWAY	1- 0	0- 1	2- 0				
0- 0	0- 0	0- 0	NEUTRAL	0- 0	0- 0	0- 0				

RPI 1-25				RPI 26-50				Team's RPI: 42				RPI 51-100				RPI 101+			
RPI	S	Opponent	Score	RPI	S	Opponent	Score	RPI	S	Opponent	Score	RPI	S	Opponent	Score	RPI	S	Opponent	Score
20	A	Maryland	63 87									84	H	Northeastern	84 49	106	H	Dayton	68 55
												86	A	Drexel	51 35	118	A	UNCW	63 66
												92	H	Georgetown	69 57	119	H	Towson	71 59
												98	A	Wake Forest	49 50	127	H	St. John's (NY)	64 51
																148	H	William & Mary	65 48
																163	A	Delaware	68 43
																187	H	George Washington	50 37
																190	A	Hampton	65 72
																198	H	Elon	82 30
																213	A	Robert Morris	59 36
																229	A	Liberty	74 53
																252	H	Hofstra	77 54
																270	H	Winthrop	56 39
																293	A	Col. of Charleston	91 50
																347	A	Delaware St.	103 57
LAST 12 Division I GAMES:																			
119	H	Towson	71 59	252	H	Hofstra	77 54												
198	H	Elon	82 30	86	A	Drexel	51 35												
148	H	William & Mary	65 48	163	A	Delaware	68 43												
293	A	Col. of Charleston	91 50	213	A	Robert Morris	59 36												
118	A	UNCW	63 66	127	H	St. John's (NY)	64 51												
84	H	Northeastern	84 49	98	A	Wake Forest	49 50												

Non-Div I Games:

James Madison

■ Loss,
■ Non-Conf, S Site,
■ Home
■ Away
N Neutral

Average RPI Win:	182	WON-LOST	WINNING	LAST 10	STRENGTH OF	OPP. STRENGTH	TEAM	ADJ.	CONF.	ADJ CONF.
Average RPI Loss:	61	RECORD	PCT. RANK	GAMES	SCHEDULE	OF SCHEDULE	RPI	RPI	RPI	RPI
DIV. I ONLY	12- 8	115	1- 0	83	58	95	95	3	3	
DIV. I NON-CONF.	10- 1	17	1- 0	250	184	52	52	3	3	
TOTALS	RPI 1-25	RPI 26-50	W-L RECORDS	RPI 51-100	RPI 101-150	RPI 150+				
12- 8	0- 2	0- 2	OVERALL	3- 2	2- 2	7- 0				
8- 3	0- 2	0- 0	HOME	0- 1	1- 0	7- 0				
2- 5	0- 0	0- 2	AWAY	2- 1	0- 2	0- 0				
2- 0	0- 0	0- 0	NEUTRAL	1- 0	1- 0	0- 0				
10- 1	0- 0	0- 0	NON-CONFERENCE	2- 0	1- 1	7- 0				
7- 0	0- 0	0- 0	HOME	0- 0	0- 0	7- 0				
1- 1	0- 0	0- 0	AWAY	1- 0	0- 1	0- 0				
2- 0	0- 0	0- 0	NEUTRAL	1- 0	1- 0	0- 0				
2- 7	0- 2	0- 2	CONFERENCE	1- 2	1- 1	0- 0				
1- 3	0- 2	0- 0	HOME	0- 1	1- 0	0- 0				
1- 4	0- 0	0- 2	AWAY	1- 1	0- 1	0- 0				
0- 0	0- 0	0- 0	NEUTRAL	0- 0	0- 0	0- 0				

RPI 1-25				RPI 26-50				RPI 51-100				Team's RPI: 95	RPI 101+			
RPI	S	Opponent	Score	RPI	S	Opponent	Score	RPI	S	Opponent	Score		RPI	S	Opponent	Score
2	H	Baylor	68 94	30	A	Texas	43 62	54	A	LSU	68 61		101	A	Nebraska	52 58
11	H	Iowa St.	73 82	50	A	TCU	53 58	59	A	Kansas St.	61 54		124	N	Washington St.	71 63
								65	A	West Virginia	50 71		143	A	Texas Tech	66 69
								85	H	Oklahoma St.	62 72		147	H	Oklahoma	88 79
								88	N	Northwestern	66 57		185	H	Oral Roberts	70 58
													200	H	Grambling	76 45
													204	H	George Mason	77 56
													219	H	UMKC	67 55
													273	H	Vermont	77 36
													303	H	Alabama A&M	65 54
													333	H	Iona	75 44
LAST 12 Division I GAMES:																
88	N	Northwestern	66 57	2	H	Baylor	68 94	59	A	Kansas St.	61 54		143	A	Texas Tech	66 69
65	A	West Virginia	50 71	11	H	Iowa St.	73 82	273	H	Vermont	77 36		124	N	Washington St.	71 63
147	H	Oklahoma	88 79	2	H	Baylor	68 94	59	A	Kansas St.	61 54		143	A	Texas Tech	66 69
50	A	TCU	53 58	11	H	Iowa St.	73 82	273	H	Vermont	77 36		124	N	Washington St.	71 63
30	A	Texas	43 62	2	H	Baylor	68 94	59	A	Kansas St.	61 54		143	A	Texas Tech	66 69
85	H	Oklahoma St.	62 72	11	H	Iowa St.	73 82	273	H	Vermont	77 36		124	N	Washington St.	71 63

Non-Div I Games:

Kansas

Average RPI Win:	146	WON-LOST	WINNING	LAST 10	STRENGTH OF	OPP. STRENGTH	TEAM	ADJ.	CONF.	ADJ CONF.
Average RPI Loss:	33	RECORD	PCT. RANK	GAMES	SCHEDULE	OF SCHEDULE	RPI	RPI	RPI	RPI
DIV. I ONLY	13- 9	122	0- 1	32	10	59	59	3	3	
DIV. I NON-CONF.	9- 3	61	0- 0	98	30	53	53	3	3	
TOTALS	RPI 1-25	RPI 26-50	W-L RECORDS	RPI 51-100	RPI 101-150	RPI 150+				
13- 9	0- 5	1- 2	OVERALL	5- 2	2- 0	5- 0				
10- 3	0- 1	1- 1	HOME	3- 1	1- 0	5- 0				
2- 3	0- 2	0- 0	AWAY	1- 1	1- 0	0- 0				
1- 3	0- 2	0- 1	NEUTRAL	1- 0	0- 0	0- 0				
9- 3	0- 2	0- 1	NON-CONFERENCE	4- 0	0- 0	5- 0				
7- 0	0- 0	0- 0	HOME	2- 0	0- 0	5- 0				
1- 0	0- 0	0- 0	AWAY	1- 0	0- 0	0- 0				
1- 3	0- 2	0- 1	NEUTRAL	1- 0	0- 0	0- 0				
4- 6	0- 3	1- 1	CONFERENCE	1- 2	2- 0	0- 0				
3- 3	0- 1	1- 1	HOME	1- 1	1- 0	0- 0				
1- 3	0- 2	0- 0	AWAY	0- 1	1- 0	0- 0				
0- 0	0- 0	0- 0	NEUTRAL	0- 0	0- 0	0- 0				

RPI 1-25				RPI 26-50				RPI 51-100 Team's RPI: 59				RPI 101+			
RPI	S	Opponent	Score	RPI	S	Opponent	Score	RPI	S	Opponent	Score	RPI	S	Opponent	Score
2	A	Baylor	50 65	30	H	Texas	87 69	65	A	West Virginia	30 60	143	A	Texas Tech	66 62
10	N	Syracuse	61 70	38	N	DePaul	59 79	69	H	Lamar University	73 55	147	H	Oklahoma	86 56
11	A	Iowa St.	58 96	50	H	TCU	47 61	77	N	Princeton	80 61	171	H	Vanderbilt	72 61
11	H	Iowa St.	52 81					78	A	Little Rock	53 47	176	H	North Texas	60 42
17	N	Arizona St.	51 65					85	H	Oklahoma St.	59 48	219	H	UMKC	61 50
								93	H	UNI	72 62	291	H	Central Ark.	70 54
								95	H	Kansas	54 61	321	H	Omaha	61 46
LAST 12 Division I GAMES:															
				11	H	Iowa St.	52 81	95	H	Kansas	54 61				
				50	H	TCU	47 61	2	A	Baylor	50 65				
				65	A	West Virginia	30 60	147	H	Oklahoma	86 56				
				85	H	Oklahoma St.	59 48	11	A	Iowa St.	58 96				
				143	A	Texas Tech	66 62	93	H	UNI	72 62				
				30	H	Texas	87 69	291	H	Central Ark.	70 54				

Non-Div I Games:

Kansas St.

■ Loss,
 ■ Non-Conf, S Site,
 ■ Home
 ■ Away
 N Neutral

Average RPI Win:	269	WON-LOST	WINNING	LAST 10	STRENGTH OF	OPP. STRENGTH	TEAM	ADJ.	CONF.	ADJ CONF.
Average RPI Loss:	176	RECORD	PCT. RANK	GAMES	SCHEDULE	OF SCHEDULE	RPI	RPI	RPI	RPI
DIV. I ONLY	4- 15	312	0- 1	161	309	295	295	24	24	
DIV. I NON-CONF.	3- 9	271	0- 0	150	298	271	271	27	27	
TOTALS	RPI 1-25	RPI 26-50	W-L RECORDS	RPI 51-100	RPI 101-150	RPI 150+				
4- 15	0- 1	0- 1	OVERALL	0- 2	0- 1	4- 10				
3- 3	0- 0	0- 0	HOME	0- 1	0- 0	3- 2				
0- 8	0- 0	0- 1	AWAY	0- 0	0- 1	0- 6				
1- 4	0- 1	0- 0	NEUTRAL	0- 1	0- 0	1- 2				
3- 9	0- 1	0- 1	NON-CONFERENCE	0- 1	0- 1	3- 5				
2- 0	0- 0	0- 0	HOME	0- 0	0- 0	2- 0				
0- 5	0- 0	0- 1	AWAY	0- 0	0- 1	0- 3				
1- 4	0- 1	0- 0	NEUTRAL	0- 1	0- 0	1- 2				
1- 6	0- 0	0- 0	CONFERENCE	0- 1	0- 0	1- 5				
1- 3	0- 0	0- 0	HOME	0- 1	0- 0	1- 2				
0- 3	0- 0	0- 0	AWAY	0- 0	0- 0	0- 3				
0- 0	0- 0	0- 0	NEUTRAL	0- 0	0- 0	0- 0				

RPI 1-25			RPI 26-50			RPI 51-100			RPI 101+ Team's RPI: 295		
RPI	S	Opponent	Score	RPI	S	Opponent	Score	RPI	S	Opponent	Score
24	N	Michigan St.	51 75	41	A	Georgia Tech	35 60	74	N	Idaho St.	49 60
								89	H	FGCU	46 69
								107	A	Seton Hall	80 102
								152	A	Georgia St.	73 79
								155	A	Mercer	48 64
								161	A	North Ala.	55 80
								216	A	East Carolina	56 68
								217	H	Jacksonville	75 55
								229	H	Liberty	61 67
								235	A	Stetson	69 76
								240	H	Furman	74 63
								267	N	Bethune-Cookman	61 64
								277	H	Ga. Southern	78 59
								285	H	North Florida	60 71
								302	N	UMBC	53 57
								309	A	NJIT	60 66
								342	N	N.C. Central	78 54
LAST 12 Division I GAMES:											
235	A	Stetson	69 76	309	A	NJIT	60 66				
285	H	North Florida	60 71	342	N	N.C. Central	78 54				
161	A	North Ala.	55 80	267	N	Bethune-Cookman	61 64				
89	H	FGCU	46 69	41	A	Georgia Tech	35 60				
229	H	Liberty	61 67	152	A	Georgia St.	73 79				
217	H	Jacksonville	75 55	155	A	Mercer	48 64				

Non-Div I Games: Middle Ga. St. 80 70

Kennesaw St.

■ Loss,
 ■ Non-Conf,
 ■ S Site,
 ■ H Home
 ■ A Away
 N Neutral

Average RPI Win:	195	WON-LOST	WINNING	LAST 10	STRENGTH OF	OPP. STRENGTH	TEAM	ADJ.	CONF.	ADJ CONF.
Average RPI Loss:	70	RECORD	PCT. RANK	GAMES	SCHEDULE	OF SCHEDULE	RPI	RPI	RPI	RPI
DIV. I ONLY	10- 8	137	1- 0	51	115	75	75	7	7	
DIV. I NON-CONF.	6- 4	125	0- 0	129	161	93	93	8	8	
TOTALS	RPI 1-25	RPI 26-50	W-L RECORDS	RPI 51-100	RPI 101-150	RPI 150+				
10- 8	0- 3	0- 1	OVERALL	2- 2	2- 1	6- 1				
6- 2	0- 1	0- 0	HOME	1- 0	2- 1	3- 0				
4- 6	0- 2	0- 1	AWAY	1- 2	0- 0	3- 1				
0- 0	0- 0	0- 0	NEUTRAL	0- 0	0- 0	0- 0				
6- 4	0- 2	0- 0	NON-CONFERENCE	0- 1	1- 1	5- 0				
3- 1	0- 0	0- 0	HOME	0- 0	1- 1	2- 0				
3- 3	0- 2	0- 0	AWAY	0- 1	0- 0	3- 0				
0- 0	0- 0	0- 0	NEUTRAL	0- 0	0- 0	0- 0				
4- 4	0- 1	0- 1	CONFERENCE	2- 1	1- 0	1- 1				
3- 1	0- 1	0- 0	HOME	1- 0	1- 0	1- 0				
1- 3	0- 0	0- 1	AWAY	1- 1	0- 0	0- 1				
0- 0	0- 0	0- 0	NEUTRAL	0- 0	0- 0	0- 0				

RPI 1-25				RPI 26-50				RPI 51-100				RPI 101+			
RPI	S	Opponent	Score	RPI	S	Opponent	Score	RPI	S	Opponent	Score	RPI	S	Opponent	Score
9	A	NC State	61 78	40	A	Ohio	81 83	55	A	Miami (OH)	63 79	126	H	Youngstown St.	62 34
21	H	Central Mich.	75 82					82	A	Toledo	58 47	146	H	Akron	73 58
22	A	North Carolina	60 73					83	A	Wright St.	55 61	149	H	Duquesne	72 77
								99	H	Northern Ill.	87 78	180	A	Ball St.	44 48
												191	H	Eastern Mich.	71 64
												203	A	St. Bonaventure	76 64
												213	A	Robert Morris	54 46
												281	H	Northern Ky.	62 61
												304	H	Oakland	75 65
												309	A	NJIT	57 40
LAST 12 Division I GAMES:															
146	H	Akron	73 58	99	H	Northern Ill.	87 78	191	H	Eastern Mich.	71 64				
55	A	Miami (OH)	63 79	309	A	NJIT	57 40	203	A	St. Bonaventure	76 64				
180	A	Ball St.	44 48	213	A	Robert Morris	54 46	83	A	Wright St.	55 61				
21	H	Central Mich.	75 82												
40	A	Ohio	81 83												
82	A	Toledo	58 47												

Non-Div I Games: Clarion 92 38

Kent St.

Average RPI Win:	146	WON-LOST	WINNING	LAST 10	STRENGTH OF	OPP. STRENGTH	TEAM	ADJ.	CONF.	ADJ CONF.
Average RPI Loss:	49	RECORD	PCT. RANK	GAMES	SCHEDULE	OF SCHEDULE	RPI	RPI	RPI	RPI
DIV. I ONLY	18- 5	33	1- 0	70	28	33	33	5	5	
DIV. I NON-CONF.	13- 1	9	0- 0	118	57	19	19	5	5	
TOTALS	RPI 1-25	RPI 26-50	W-L RECORDS	RPI 51-100	RPI 101-150	RPI 150+				
18- 5	1- 4	2- 0	OVERALL	3- 0	3- 0	9- 1				
13- 2	0- 1	1- 0	HOME	1- 0	3- 0	8- 1				
2- 3	0- 3	0- 0	AWAY	2- 0	0- 0	0- 0				
3- 0	1- 0	1- 0	NEUTRAL	0- 0	0- 0	1- 0				
13- 1	1- 1	1- 0	NON-CONFERENCE	1- 0	3- 0	7- 0				
10- 0	0- 0	0- 0	HOME	1- 0	3- 0	6- 0				
0- 1	0- 1	0- 0	AWAY	0- 0	0- 0	0- 0				
3- 0	1- 0	1- 0	NEUTRAL	0- 0	0- 0	1- 0				
5- 4	0- 3	1- 0	CONFERENCE	2- 0	0- 0	2- 1				
3- 2	0- 1	1- 0	HOME	0- 0	0- 0	2- 1				
2- 2	0- 2	0- 0	AWAY	2- 0	0- 0	0- 0				
0- 0	0- 0	0- 0	NEUTRAL	0- 0	0- 0	0- 0				

RPI	S	Opponent	Score	RPI	S	Opponent	Score	RPI	S	Opponent	Score	RPI	S	Opponent	Score
3	A	Louisville	75 80	36	H	Missouri	52 41	54	A	LSU	64 60	104	H	Virginia	63 51
7	A	Mississippi St.	71 86	49	N	UCLA	75 74	58	H	Middle Tenn.	72 55	116	H	Morehead St.	87 57
16	H	South Carolina	70 74					61	A	Tennessee	73 71	125	H	High Point	71 49
18	A	Texas A&M	71 73									153	N	South Fla.	85 63
22	N	North Carolina	85 75									171	H	Vanderbilt	77 55
												174	H	Southern U.	91 41
												199	H	Rhode Island	75 52
												201	H	Ole Miss	49 55
												208	H	Florida	62 51
												226	H	Alabama St.	87 35
												244	H	Sacred Heart	71 43
												289	H	Murray St.	88 49
												334	H	Western Caro.	99 39
LAST 12 Division I GAMES:															
208	H	Florida	62 51	61	A	Tennessee	73 71								
16	H	South Carolina	70 74	7	A	Mississippi St.	71 86								
18	A	Texas A&M	71 73	171	H	Vanderbilt	77 55								
36	H	Missouri	52 41	244	H	Sacred Heart	71 43								
54	A	LSU	64 60	289	H	Murray St.	88 49								
201	H	Ole Miss	49 55	334	H	Western Caro.	99 39								

Non-Div I Games:

Kentucky

■ Loss,
■ Non-Conf, S Site,
■ Home
■ Away
N Neutral

Average RPI Win:	320	WON-LOST	WINNING	LAST 10	STRENGTH OF	OPP. STRENGTH	TEAM	ADJ.	CONF.	ADJ CONF.
Average RPI Loss:	262	RECORD	PCT. RANK	GAMES	SCHEDULE	OF SCHEDULE	RPI	RPI	RPI	RPI
DIV. I ONLY	1- 19	347	0- 1	343	350	351	351	31	31	
DIV. I NON-CONF.	1- 10	330	0- 0	337	346	351	351	31	31	
TOTALS	RPI 1-25	RPI 26-50	W-L RECORDS	RPI 51-100	RPI 101-150	RPI 150+				
1- 19	0- 0	0- 0	OVERALL	0- 1	0- 1	1- 17				
1- 7	0- 0	0- 0	HOME	0- 0	0- 0	1- 7				
0- 11	0- 0	0- 0	AWAY	0- 1	0- 1	0- 9				
0- 1	0- 0	0- 0	NEUTRAL	0- 0	0- 0	0- 1				
1- 10	0- 0	0- 0	NON-CONFERENCE	0- 1	0- 1	1- 8				
1- 3	0- 0	0- 0	HOME	0- 0	0- 0	1- 3				
0- 6	0- 0	0- 0	AWAY	0- 1	0- 1	0- 4				
0- 1	0- 0	0- 0	NEUTRAL	0- 0	0- 0	0- 1				
0- 9	0- 0	0- 0	CONFERENCE	0- 0	0- 0	0- 9				
0- 4	0- 0	0- 0	HOME	0- 0	0- 0	0- 4				
0- 5	0- 0	0- 0	AWAY	0- 0	0- 0	0- 5				
0- 0	0- 0	0- 0	NEUTRAL	0- 0	0- 0	0- 0				

RPI 1-25			RPI 26-50			RPI 51-100			RPI 101+			Team's RPI: 351
RPI	S	Opponent	Score	RPI	S	Opponent	Score	RPI	S	Opponent	Score	
						57 A Michigan	38 83	136 A Lehigh			38 72	
								151 N UC Irvine			71 84	
								206 H Saint Francis (PA)			66 80	
								213 H Robert Morris			37 89	
								244 A Sacred Heart			53 75	
								247 A Mt. St. Mary's			45 61	
								255 H St. Francis Brooklyn			67 79	
								296 H Army West Point			42 57	
								299 A Central Conn. St.			57 63	
								300 A Bryant			62 69	
								307 H UMass Lowell			64 69	
								309 H NJIT			51 72	
								317 A Fairfield			43 71	
								318 A Manhattan			46 61	
								319 A Saint Peter's			59 86	
								320 H Lafayette			55 50	
								326 A Wagner			62 72	
								340 A Grand Canyon			62 65	
								344 H Fairleigh Dickinson			52 69	
LAST 12 Division I GAMES:												
326	A	Wagner	62 72	206	H	Saint Francis (PA)	66 80					
299	A	Central Conn. St.	57 63	244	A	Sacred Heart	53 75					
247	A	Mt. St. Mary's	45 61	300	A	Bryant	62 69					
255	H	St. Francis Brooklyn	67 79	320	H	Lafayette	55 50					
344	H	Fairleigh Dickinson	52 69	136	A	Lehigh	38 72					
213	H	Robert Morris	37 89	309	H	NJIT	51 72					

Non-Div I Games:

LIU Brooklyn

■ Loss,
 ■ Non-Conf, S Site,
 ■ Home
 ■ Away
 N Neutral

Average RPI Win:	150	WON-LOST	WINNING	LAST 10	STRENGTH OF	OPP. STRENGTH	TEAM	ADJ.	CONF.	ADJ CONF.
Average RPI Loss:	58	RECORD	PCT. RANK	GAMES	SCHEDULE	OF SCHEDULE	RPI	RPI	RPI	RPI
DIV. I ONLY	13- 8	106	1- 0	22	64	54	54	5	5	
DIV. I NON-CONF.	9- 3	61	0- 0	85	142	61	61	5	5	
TOTALS	RPI 1-25	RPI 26-50	W-L RECORDS	RPI 51-100	RPI 101-150	RPI 150+				
13- 8	2- 3	1- 1	OVERALL	1- 2	2- 2	7- 0				
9- 5	1- 2	1- 1	HOME	1- 1	1- 1	5- 0				
4- 3	1- 1	0- 0	AWAY	0- 1	1- 1	2- 0				
0- 0	0- 0	0- 0	NEUTRAL	0- 0	0- 0	0- 0				
9- 3	1- 1	0- 0	NON-CONFERENCE	1- 1	1- 1	6- 0				
7- 2	0- 0	0- 0	HOME	1- 1	1- 1	5- 0				
2- 1	1- 1	0- 0	AWAY	0- 0	0- 0	1- 0				
0- 0	0- 0	0- 0	NEUTRAL	0- 0	0- 0	0- 0				
4- 5	1- 2	1- 1	CONFERENCE	0- 1	1- 1	1- 0				
2- 3	1- 2	1- 1	HOME	0- 0	0- 0	0- 0				
2- 2	0- 0	0- 0	AWAY	0- 1	1- 1	1- 0				
0- 0	0- 0	0- 0	NEUTRAL	0- 0	0- 0	0- 0				

RPI 1-25				RPI 26-50				RPI 51-100				Team's RPI: 54	RPI 101+			
RPI	S	Opponent	Score	RPI	S	Opponent	Score	RPI	S	Opponent	Score		RPI	S	Opponent	Score
7	H	Mississippi St.	35 68	33	H	Kentucky	60 64	61	A	Tennessee	65 74		109	H	Northern Colo.	62 57
15	A	Rutgers	43 57	36	H	Missouri	61 51	78	H	Little Rock	60 45		111	A	Georgia	50 63
16	H	South Carolina	53 76					95	H	Kansas	61 68		114	A	Alabama	62 56
18	H	Texas A&M	63 52										122	H	Tulane	54 56
23	A	Florida St.	58 45										153	H	South Fla.	78 49
													184	H	Nicholls St.	76 44
													201	A	Ole Miss	55 41
													205	H	Sam Houston St.	66 52
													237	A	Louisiana	76 54
													272	H	Southeastern La.	72 52
													314	H	McNeese	86 36
LAST 12 Division I GAMES:																
36	H	Missouri	61 51	201	A	Ole Miss	55 41									
7	H	Mississippi St.	35 68	18	H	Texas A&M	63 52									
61	A	Tennessee	65 74	111	A	Georgia	50 63									
114	A	Alabama	62 56	153	H	South Fla.	78 49									
33	H	Kentucky	60 64	272	H	Southeastern La.	72 52									
16	H	South Carolina	53 76	237	A	Louisiana	76 54									

Non-Div I Games:

LSU

■ Loss,
 ■ Non-Conf,
 ■ S Site,
 ■ H Home
 ■ A Away
 N Neutral

Average RPI Win: 228	WON-LOST	WINNING	LAST 10	STRENGTH OF	OPP. STRENGTH	TEAM	ADJ.	CONF.	ADJ CONF.
Average RPI Loss: 143	RECORD	PCT. RANK	GAMES	SCHEDULE	OF SCHEDULE	RPI	RPI	RPI	RPI
DIV. I ONLY	3- 20	333	0- 1	98	192	286	286	17	17
DIV. I NON-CONF.	3- 11	292	0- 0	60	221	219	219	16	16
TOTALS	RPI 1-25	RPI 26-50	W-L RECORDS	RPI 51-100	RPI 101-150	RPI 150+			
3- 20	0- 0	0- 2	OVERALL	0- 3	1- 8	2- 7			
1- 8	0- 0	0- 0	HOME	0- 1	0- 3	1- 4			
0- 12	0- 0	0- 2	AWAY	0- 2	0- 5	0- 3			
2- 0	0- 0	0- 0	NEUTRAL	0- 0	1- 0	1- 0			
3- 11	0- 0	0- 2	NON-CONFERENCE	0- 3	1- 3	2- 3			
1- 3	0- 0	0- 0	HOME	0- 1	0- 1	1- 1			
0- 8	0- 0	0- 2	AWAY	0- 2	0- 2	0- 2			
2- 0	0- 0	0- 0	NEUTRAL	0- 0	1- 0	1- 0			
0- 9	0- 0	0- 0	CONFERENCE	0- 0	0- 5	0- 4			
0- 5	0- 0	0- 0	HOME	0- 0	0- 2	0- 3			
0- 4	0- 0	0- 0	AWAY	0- 0	0- 3	0- 1			
0- 0	0- 0	0- 0	NEUTRAL	0- 0	0- 0	0- 0			

RPI 1-25				RPI 26-50				RPI 51-100				RPI 101+				Team's RPI: 286	
RPI	S	Opponent	Score	RPI	S	Opponent	Score	RPI	S	Opponent	Score	RPI	S	Opponent	Score		
				31	A	Oregon St.	46 100	68	A	Harvard	43 88	103	A	Providence	47 77		
				43	A	Villanova	68 81	81	A	Penn	34 65	106	A	Dayton	45 84		
								86	H	Drexel	43 58	119	A	Towson	68 92		
												121	A	VCU	38 68		
												127	H	St. John's (NY)	57 83		
												133	A	Davidson	61 80		
												137	N	Pepperdine	62 55		
												139	H	Fordham	54 65		
												149	H	Duquesne	62 66		
												187	H	George Washington	59 67		
												188	A	Temple	47 75		
												207	H	Massachusetts	60 74		
												213	A	Robert Morris	39 67		
												221	H	Howard	54 57		
												259	H	Richmond	60 74		
												266	H	Norfolk St.	62 52		
												280	A	Saint Joseph's	57 60		
												281	N	Northern Ky.	74 56		
LAST 12 Division I GAMES:																	
				133	A	Davidson	61 80					207	H	Massachusetts	60 74		
				139	H	Fordham	54 65					121	A	VCU	38 68		
				259	H	Richmond	60 74					106	A	Dayton	45 84		
				149	H	Duquesne	62 66					188	A	Temple	47 75		
				280	A	Saint Joseph's	57 60					103	A	Providence	47 77		
				187	H	George Washington	59 67					137	N	Pepperdine	62 55		

Non-Div I Games:

La Salle

■ Loss,
■ Non-Conf,
■ S Site,
■ H Home
■ A Away
N Neutral

Average RPI Win:	307	WON-LOST	WINNING	LAST 10	STRENGTH OF	OPP. STRENGTH	TEAM	ADJ.	CONF.	ADJ CONF.
Average RPI Loss:	177	RECORD	PCT. RANK	GAMES	SCHEDULE	OF SCHEDULE	RPI	RPI	RPI	RPI
DIV. I ONLY	5- 13	289	0- 1	318	237	310	310	12	12	
DIV. I NON-CONF.	4- 5	190	0- 0	349	332	320	320	15	15	
TOTALS	RPI 1-25	RPI 26-50	W-L RECORDS	RPI 51-100	RPI 101-150	RPI 150+				
5- 13	0- 0	0- 0	OVERALL	0- 2	0- 3	5- 8				
3- 4	0- 0	0- 0	HOME	0- 0	0- 1	3- 3				
2- 9	0- 0	0- 0	AWAY	0- 2	0- 2	2- 5				
0- 0	0- 0	0- 0	NEUTRAL	0- 0	0- 0	0- 0				
4- 5	0- 0	0- 0	NON-CONFERENCE	0- 0	0- 1	4- 4				
2- 1	0- 0	0- 0	HOME	0- 0	0- 0	2- 1				
2- 4	0- 0	0- 0	AWAY	0- 0	0- 1	2- 3				
0- 0	0- 0	0- 0	NEUTRAL	0- 0	0- 0	0- 0				
1- 8	0- 0	0- 0	CONFERENCE	0- 2	0- 2	1- 4				
1- 3	0- 0	0- 0	HOME	0- 0	0- 1	1- 2				
0- 5	0- 0	0- 0	AWAY	0- 2	0- 1	0- 2				
0- 0	0- 0	0- 0	NEUTRAL	0- 0	0- 0	0- 0				

RPI 1-25				RPI 26-50				RPI 51-100				RPI 101+				Team's RPI: 310	
RPI	S	Opponent	Score	RPI	S	Opponent	Score	RPI	S	Opponent	Score	RPI	S	Opponent	Score		
								78	A	Little Rock	44	63	108	A	South Alabama	49	77
								91	A	Troy	56	78	138	H	Appalachian St.	58	80
													143	A	Texas Tech	42	86
													152	H	Georgia St.	41	56
													181	A	Arkansas St.	54	64
													182	H	Coastal Caro.	54	79
													184	H	Nicholls St.	54	55
													202	A	SMU	38	49
													237	A	Louisiana	45	52
													272	A	Southeastern La.	42	49
													277	H	Ga. Southern	58	57
													298	H	Mississippi Val.	72	65
													311	A	New Orleans	57	44
													314	H	McNeese	69	60
													336	A	Northwestern St.	63	55
													339	A	Houston Baptist	60	68
LAST 12 Division I GAMES:																	
138	H	Appalachian St.	58	80	277	H	Ga. Southern	58	57								
182	H	Coastal Caro.	54	79	181	A	Arkansas St.	54	64								
108	A	South Alabama	49	77	78	A	Little Rock	44	63								
91	A	Troy	56	78	339	A	Houston Baptist	60	68								
237	A	Louisiana	45	52	272	A	Southeastern La.	42	49								
152	H	Georgia St.	41	56	184	H	Nicholls St.	54	55								

Non-Div I Games: LSU-Alexandria 93 62 Ark.-Monticello 70 39

La.-Monroe

Loss, Non-Conf, S Site, H Home A Away N Neutral

Lafayette

Through Games Of Feb. 4, 2019

Average RPI Win:	258	WON-LOST	WINNING	LAST 10	STRENGTH OF	OPP. STRENGTH	TEAM	ADJ.	CONF.	ADJ CONF.
Average RPI Loss:	227	RECORD	PCT. RANK	GAMES	SCHEDULE	OF SCHEDULE	RPI	RPI	RPI	RPI
DIV. I ONLY	7- 14	259	0- 1	330	303	320	320	18	18	
DIV. I NON-CONF.	5- 6	177	0- 1	350	340	334	334	22	22	
TOTALS	RPI 1-25	RPI 26-50	W-L RECORDS	RPI 51-100	RPI 101-150	RPI 150+				
7- 14	0- 0	0- 1	OVERALL	0- 1	0- 1	7- 11				
5- 5	0- 0	0- 1	HOME	0- 0	0- 1	5- 3				
2- 8	0- 0	0- 0	AWAY	0- 1	0- 0	2- 7				
0- 1	0- 0	0- 0	NEUTRAL	0- 0	0- 0	0- 1				
5- 6	0- 0	0- 0	NON-CONFERENCE	0- 0	0- 0	5- 6				
3- 2	0- 0	0- 0	HOME	0- 0	0- 0	3- 2				
2- 3	0- 0	0- 0	AWAY	0- 0	0- 0	2- 3				
0- 1	0- 0	0- 0	NEUTRAL	0- 0	0- 0	0- 1				
2- 8	0- 0	0- 1	CONFERENCE	0- 1	0- 1	2- 5				
2- 3	0- 0	0- 1	HOME	0- 0	0- 1	2- 1				
0- 5	0- 0	0- 0	AWAY	0- 1	0- 0	0- 4				
0- 0	0- 0	0- 0	NEUTRAL	0- 0	0- 0	0- 0				

RPI S	Opponent	Score	RPI S	Opponent	Score	RPI S	Opponent	Score	RPI S	Opponent	Score	Team's RPI: 320
48	H Bucknell	47 56	100	A American	45 60	136	H Lehigh	43 70				
						163	N Delaware	47 65				
						168	H Boston U.	44 47				
						210	A Holy Cross	53 56				
						210	H Holy Cross	73 63				
						214	H Navy	55 42				
						227	H Monmouth	73 69				
						232	A Colgate	49 60				
						239	H Albany (NY)	67 66				
						245	H Binghamton	59 50				
						248	H Cornell	59 62				
						288	A Fla. Atlantic	49 53				
						296	A Army West Point	50 65				
						297	A Loyola Maryland	50 62				
						318	A Manhattan	49 60				
						319	H Saint Peter's	60 62				
						326	A Wagner	66 43				
						344	A Fairleigh Dickinson	63 57				
						351	A LIU Brooklyn	50 55				
LAST 12 Division I GAMES:												
163	N Delaware	47 65	296	A Army West Point	50 65							
210	A Holy Cross	53 56	48	H Bucknell	47 56							
168	H Boston U.	44 47	232	A Colgate	49 60							
100	A American	45 60	210	H Holy Cross	73 63							
214	H Navy	55 42	136	H Lehigh	43 70							
297	A Loyola Maryland	50 62	351	A LIU Brooklyn	50 55							

Non-Div I Games:

Lafayette

Loss, Non-Conf, S Site, H Home A Away N Neutral

Lamar University

Through Games Of Feb. 4, 2019

Average RPI Win:	236	WON-LOST	WINNING	LAST 10	STRENGTH OF	OPP. STRENGTH	TEAM	ADJ.	CONF.	ADJ CONF.
Average RPI Loss:	68	RECORD	PCT. RANK	GAMES	SCHEDULE	OF SCHEDULE	RPI	RPI	RPI	RPI
DIV. I ONLY	12- 4	52	0- 0	186	205	69	69	26	26	
DIV. I NON-CONF.	3- 4	199	0- 0	5	22	25	25	23	23	
TOTALS	RPI 1-25	RPI 26-50	W-L RECORDS	RPI 51-100	RPI 101-150	RPI 150+				
12- 4	1- 1	0- 1	OVERALL	1- 1	0- 0	10- 1				
6- 0	0- 0	0- 0	HOME	1- 0	0- 0	5- 0				
6- 3	1- 1	0- 0	AWAY	0- 1	0- 0	5- 1				
0- 1	0- 0	0- 1	NEUTRAL	0- 0	0- 0	0- 0				
3- 4	1- 1	0- 1	NON-CONFERENCE	1- 1	0- 0	1- 1				
1- 0	0- 0	0- 0	HOME	1- 0	0- 0	0- 0				
2- 3	1- 1	0- 0	AWAY	0- 1	0- 0	1- 1				
0- 1	0- 0	0- 1	NEUTRAL	0- 0	0- 0	0- 0				
9- 0	0- 0	0- 0	CONFERENCE	0- 0	0- 0	9- 0				
5- 0	0- 0	0- 0	HOME	0- 0	0- 0	5- 0				
4- 0	0- 0	0- 0	AWAY	0- 0	0- 0	4- 0				
0- 0	0- 0	0- 0	NEUTRAL	0- 0	0- 0	0- 0				

RPI 1-25				RPI 26-50				RPI 51-100 Team's RPI: 69				RPI 101+			
RPI	S	Opponent	Score	RPI	S	Opponent	Score	RPI	S	Opponent	Score	RPI	S	Opponent	Score
7	A	Mississippi St.	53 104	40	N	Ohio	62 87	59	A	Kansas St.	55 73	167	A	Denver	110 117
18	A	Texas A&M	74 68					80	H	Pacific	82 66	184	H	Nicholls St.	78 65
												205	A	Sam Houston St.	83 72
												237	A	Louisiana	79 77
												257	H	A&M-Corpus Christi	76 58
												272	H	Southeastern La.	94 54
												291	H	Central Ark.	57 37
												311	A	New Orleans	79 57
												314	A	McNeese	64 62
												324	A	Incarnate Word	77 51
												339	H	Houston Baptist	63 50
LAST 12 Division I GAMES:															
314	A	McNeese	64 62	311	A	New Orleans	79 57								
184	H	Nicholls St.	78 65	257	H	A&M-Corpus Christi	76 58								
205	A	Sam Houston St.	83 72	339	H	Houston Baptist	63 50								
324	A	Incarnate Word	77 51	80	H	Pacific	82 66								
272	H	Southeastern La.	94 54	59	A	Kansas St.	55 73								
291	H	Central Ark.	57 37	18	A	Texas A&M	74 68								

Non-Div I Games: LeTourneau 104 27 Louisiana Col. 94 43 McMurry 100 37 Howard Payne 93 37 Lamar University

Loss, Non-Conf, S Site, H Home A Away N Neutral

Average RPI Win:	262	WON-LOST	WINNING	LAST 10	STRENGTH OF	OPP. STRENGTH	TEAM	ADJ.	CONF.	ADJ CONF.
Average RPI Loss:	86	RECORD	PCT. RANK	GAMES	SCHEDULE	OF SCHEDULE	RPI	RPI	RPI	RPI
DIV. I ONLY	14- 6	68	0- 1	209	246	136	136	18	18	
DIV. I NON-CONF.	7- 3	83	0- 1	207	255	151	151	22	22	
TOTALS	RPI 1-25	RPI 26-50	W-L RECORDS	RPI 51-100	RPI 101-150	RPI 150+				
14- 6	0- 1	0- 2	OVERALL	0- 1	0- 0	14- 2				
9- 3	0- 0	0- 1	HOME	0- 1	0- 0	9- 1				
5- 3	0- 1	0- 1	AWAY	0- 0	0- 0	5- 1				
0- 0	0- 0	0- 0	NEUTRAL	0- 0	0- 0	0- 0				
7- 3	0- 1	0- 1	NON-CONFERENCE	0- 0	0- 0	7- 1				
5- 2	0- 0	0- 1	HOME	0- 0	0- 0	5- 1				
2- 1	0- 1	0- 0	AWAY	0- 0	0- 0	2- 0				
0- 0	0- 0	0- 0	NEUTRAL	0- 0	0- 0	0- 0				
7- 3	0- 0	0- 1	CONFERENCE	0- 1	0- 0	7- 1				
4- 1	0- 0	0- 0	HOME	0- 1	0- 0	4- 0				
3- 2	0- 0	0- 1	AWAY	0- 0	0- 0	3- 1				
0- 0	0- 0	0- 0	NEUTRAL	0- 0	0- 0	0- 0				

RPI 1-25				RPI 26-50				RPI 51-100				RPI 101+ Team's RPI: 136			
RPI	S	Opponent	Score	RPI	S	Opponent	Score	RPI	S	Opponent	Score	RPI	S	Opponent	Score
1	A	Notre Dame	68 95	43	H	Villanova	48 70	100	H	American	53 61	158	H	Charlotte	60 62
				48	A	Bucknell	53 71					168	A	Boston U.	45 58
												210	H	Holy Cross	64 55
												214	A	Navy	56 38
												214	H	Navy	66 55
												227	H	Monmouth	63 48
												232	H	Colgate	86 58
												244	H	Sacred Heart	70 66
												245	A	Binghamton	65 55
												248	H	Cornell	67 54
												266	H	Norfolk St.	62 41
												296	A	Army West Point	73 50
												297	H	Loyola Maryland	51 42
												299	A	Central Conn. St.	88 62
												320	A	Lafayette	70 43
												351	H	LIU Brooklyn	72 38
LAST 12 Division I GAMES:															
158	H	Charlotte	60 62	48	A	Bucknell	53 71								
214	H	Navy	66 55	168	A	Boston U.	45 58								
297	H	Loyola Maryland	51 42	210	H	Holy Cross	64 55								
296	A	Army West Point	73 50	214	A	Navy	56 38								
232	H	Colgate	86 58	320	A	Lafayette	70 43								
100	H	American	53 61	1	A	Notre Dame	68 95								

Non-Div I Games: Kutztown 73 39

Lehigh

■ Loss,
 ■ Non-Conf,
 ■ S Site,
 ■ H Home
 ■ A Away
 N Neutral

Liberty

Through Games Of Feb. 4, 2019

Average RPI Win: 254	WON-LOST	WINNING	LAST 10	STRENGTH OF	OPP. STRENGTH	TEAM	ADJ.	CONF.	ADJ CONF.
Average RPI Loss: 167	RECORD	PCT. RANK	GAMES	SCHEDULE	OF SCHEDULE	RPI	RPI	RPI	RPI
DIV. I ONLY	8- 12	231	0- 1	239	225	229	229	24	24
DIV. I NON-CONF.	3- 9	271	0- 1	148	210	252	252	27	27
TOTALS	RPI 1-25	RPI 26-50	W-L RECORDS	RPI 51-100	RPI 101-150	RPI 150+			
8- 12	0- 1	0- 1	OVERALL	0- 2	1- 1	7- 7			
3- 3	0- 0	0- 1	HOME	0- 1	0- 0	3- 1			
4- 6	0- 0	0- 0	AWAY	0- 1	0- 1	4- 4			
1- 3	0- 1	0- 0	NEUTRAL	0- 0	1- 0	0- 2			
3- 9	0- 1	0- 1	NON-CONFERENCE	0- 1	1- 1	2- 5			
1- 2	0- 0	0- 1	HOME	0- 1	0- 0	1- 0			
1- 4	0- 0	0- 0	AWAY	0- 0	0- 1	1- 3			
1- 3	0- 1	0- 0	NEUTRAL	0- 0	1- 0	0- 2			
5- 3	0- 0	0- 0	CONFERENCE	0- 1	0- 0	5- 2			
2- 1	0- 0	0- 0	HOME	0- 0	0- 0	2- 1			
3- 2	0- 0	0- 0	AWAY	0- 1	0- 0	3- 1			
0- 0	0- 0	0- 0	NEUTRAL	0- 0	0- 0	0- 0			

RPI S	Opponent	Score	RPI S	Opponent	Score	RPI S	Opponent	Score	RPI S	Opponent	Score	Team's RPI: 229
14 N	UCF	45 53	42 H	James Madison	53 74	56 H	Virginia Tech	61 72	130 A	Chattanooga	60 75	
						89 A	FGCU	50 68	149 N	Duquesne	55 51	
									158 N	Charlotte	61 63	
									206 H	Saint Francis (PA)	82 53	
									216 A	East Carolina	63 66	
									217 A	Jacksonville	85 75	
									217 H	Jacksonville	52 64	
									235 A	Stetson	52 69	
									246 A	ETSU	89 86	
									266 N	Norfolk St.	53 66	
									267 A	Bethune-Cookman	76 81	
									285 H	North Florida	69 53	
									295 A	Kennesaw St.	67 61	
									309 H	NJIT	58 47	
									313 A	UNC Greensboro	45 48	
									325 A	Lipscomb	77 60	
LAST 12 Division I GAMES:												
266 N	Norfolk St.	53 66	217 H	Jacksonville	52 64							
309 H	NJIT	58 47	235 A	Stetson	52 69							
325 A	Lipscomb	77 60	89 A	FGCU	50 68							
217 A	Jacksonville	85 75	149 N	Duquesne	55 51							
285 H	North Florida	69 53	14 N	UCF	45 53							
295 A	Kennesaw St.	67 61	313 A	UNC Greensboro	45 48							

Non-Div I Games: West Chester 61 42

Liberty

Loss, Non-Conf, S Site, H Home A Away N Neutral

Average RPI Win:	297	WON-LOST	WINNING	LAST 10	STRENGTH OF	OPP. STRENGTH	TEAM	ADJ.	CONF.	ADJ CONF.
Average RPI Loss:	187	RECORD	PCT. RANK	GAMES	SCHEDULE	OF SCHEDULE	RPI	RPI	RPI	RPI
DIV. I ONLY	2- 19	343	0- 1	191	302	325	325	24	24	
DIV. I NON-CONF.	2- 11	316	0- 0	165	291	297	297	27	27	
TOTALS	RPI 1-25	RPI 26-50	W-L RECORDS	RPI 51-100	RPI 101-150	RPI 150+				
2- 19	0- 0	0- 1	OVERALL	0- 3	0- 4	2- 11				
1- 8	0- 0	0- 0	HOME	0- 0	0- 2	1- 6				
1- 11	0- 0	0- 1	AWAY	0- 3	0- 2	1- 5				
0- 0	0- 0	0- 0	NEUTRAL	0- 0	0- 0	0- 0				
2- 11	0- 0	0- 1	NON-CONFERENCE	0- 2	0- 4	2- 4				
1- 4	0- 0	0- 0	HOME	0- 0	0- 2	1- 2				
1- 7	0- 0	0- 1	AWAY	0- 2	0- 2	1- 2				
0- 0	0- 0	0- 0	NEUTRAL	0- 0	0- 0	0- 0				
0- 8	0- 0	0- 0	CONFERENCE	0- 1	0- 0	0- 7				
0- 4	0- 0	0- 0	HOME	0- 0	0- 0	0- 4				
0- 4	0- 0	0- 0	AWAY	0- 1	0- 0	0- 3				
0- 0	0- 0	0- 0	NEUTRAL	0- 0	0- 0	0- 0				

RPI S	Opponent	Score	RPI S	Opponent	Score	RPI S	Opponent	Score	RPI S	Opponent	Score	Team's RPI: 325
47	A Clemson	26 68	64	A Belmont	43 83	111	A Georgia	45 77				
			87	A Cincinnati	55 71	116	A Morehead St.	44 79				
			89	A FGCU	40 82	132	H UT Martin	53 62				
						142	H Tennessee Tech	52 67				
						161	H North Ala.	60 81				
						217	A Jacksonville	47 62				
						223	H Jacksonville St.	46 58				
						229	H Liberty	60 77				
						235	A Stetson	49 76				
						235	H Stetson	65 80				
						282	A Austin Peay	58 70				
						285	H North Florida	53 68				
						289	A Murray St.	61 97				
						290	H Tennessee St.	64 62				
						293	H Col. of Charleston	63 65				
						303	A Alabama A&M	62 58				
						309	A NJIT	67 80				
LAST 12 Division I GAMES:												
161	H North Ala.	60 81	285	H North Florida	53 68							
229	H Liberty	60 77	217	A Jacksonville	47 62							
235	A Stetson	49 76	116	A Morehead St.	44 79							
89	A FGCU	40 82	142	H Tennessee Tech	52 67							
309	A NJIT	67 80	111	A Georgia	45 77							
235	H Stetson	65 80	293	H Col. of Charleston	63 65							

Non-Div I Games:

Lipscomb

■ Loss,
 ■ Non-Conf, S Site,
 ■ Home
 ■ Away
 N Neutral

Little Rock

Through Games Of Feb. 4, 2019

Average RPI Win:	189	WON-LOST	WINNING	LAST 10	STRENGTH OF	OPP. STRENGTH	TEAM	ADJ.	CONF.	ADJ CONF.
Average RPI Loss:	56	RECORD	PCT. RANK	GAMES	SCHEDULE	OF SCHEDULE	RPI	RPI	RPI	RPI
DIV. I ONLY	12- 8	115	1- 0	54	99	78	78	12	12	
DIV. I NON-CONF.	4- 7	228	0- 0	37	15	127	127	15	15	
TOTALS	RPI 1-25	RPI 26-50	W-L RECORDS	RPI 51-100	RPI 101-150	RPI 150+				
12- 8	0- 2	0- 1	OVERALL	0- 4	3- 1	9- 0				
6- 5	0- 2	0- 1	HOME	0- 1	1- 1	5- 0				
6- 3	0- 0	0- 0	AWAY	0- 3	2- 0	4- 0				
0- 0	0- 0	0- 0	NEUTRAL	0- 0	0- 0	0- 0				
4- 7	0- 2	0- 1	NON-CONFERENCE	0- 3	0- 1	4- 0				
1- 5	0- 2	0- 1	HOME	0- 1	0- 1	1- 0				
3- 2	0- 0	0- 0	AWAY	0- 2	0- 0	3- 0				
0- 0	0- 0	0- 0	NEUTRAL	0- 0	0- 0	0- 0				
8- 1	0- 0	0- 0	CONFERENCE	0- 1	3- 0	5- 0				
5- 0	0- 0	0- 0	HOME	0- 0	1- 0	4- 0				
3- 1	0- 0	0- 0	AWAY	0- 1	2- 0	1- 0				
0- 0	0- 0	0- 0	NEUTRAL	0- 0	0- 0	0- 0				

RPI 1-25				RPI 26-50				RPI 51-100				Team's RPI: 78		RPI 101+			
RPI	S	Opponent	Score	RPI	S	Opponent	Score	RPI	S	Opponent	Score			RPI	S	Opponent	Score
7	H	Mississippi St.	63 98	37	H	Rice	65 79	54	A	LSU	45 60			108	A	South Alabama	65 42
18	H	Texas A&M	40 61					59	H	Kansas St.	47 53			113	H	UT Arlington	68 65
								66	A	Missouri St.	44 48			117	H	Western Ky.	56 68
								91	A	Troy	66 71			138	A	Appalachian St.	74 59
														157	A	Louisiana Tech	69 58
														162	A	Tulsa	63 53
														175	H	Texas St.	62 47
														181	H	Arkansas St.	68 55
														182	A	Coastal Caro.	60 47
														212	A	Memphis	63 60
														237	H	Louisiana	62 48
														288	H	Fla. Atlantic	61 38
														310	H	La.-Monroe	63 44
LAST 12 Division I GAMES:																	
				181	H	Arkansas St.	68 55					91	A	Troy	66 71		
				138	A	Appalachian St.	74 59					237	H	Louisiana	62 48		
				182	A	Coastal Caro.	60 47					310	H	La.-Monroe	63 44		
				113	H	UT Arlington	68 65					66	A	Missouri St.	44 48		
				175	H	Texas St.	62 47					212	A	Memphis	63 60		
				108	A	South Alabama	65 42					162	A	Tulsa	63 53		

Non-Div I Games:

Little Rock

Loss, Non-Conf, S Site, H Home A Away N Neutral

Average RPI Win: 230	WON-LOST	WINNING	LAST 10	STRENGTH OF	OPP. STRENGTH	TEAM	ADJ.	CONF.	ADJ CONF.
Average RPI Loss: 142	RECORD	PCT. RANK	GAMES	SCHEDULE	OF SCHEDULE	RPI	RPI	RPI	RPI
DIV. I ONLY	6- 14	274	1- 0	160	171	250	250	21	21
DIV. I NON-CONF.	3- 10	278	0- 0	113	146	255	255	21	21
TOTALS	RPI 1-25	RPI 26-50	W-L RECORDS	RPI 51-100	RPI 101-150	RPI 150+			
6- 14	0- 1	0- 1	OVERALL	1- 4	0- 3	5- 5			
3- 8	0- 0	0- 0	HOME	1- 3	0- 1	2- 4			
3- 6	0- 1	0- 1	AWAY	0- 1	0- 2	3- 1			
0- 0	0- 0	0- 0	NEUTRAL	0- 0	0- 0	0- 0			
3- 10	0- 1	0- 1	NON-CONFERENCE	1- 3	0- 2	2- 3			
2- 6	0- 0	0- 0	HOME	1- 3	0- 0	1- 3			
1- 4	0- 1	0- 1	AWAY	0- 0	0- 2	1- 0			
0- 0	0- 0	0- 0	NEUTRAL	0- 0	0- 0	0- 0			
3- 4	0- 0	0- 0	CONFERENCE	0- 1	0- 1	3- 2			
1- 2	0- 0	0- 0	HOME	0- 0	0- 1	1- 1			
2- 2	0- 0	0- 0	AWAY	0- 1	0- 0	2- 1			
0- 0	0- 0	0- 0	NEUTRAL	0- 0	0- 0	0- 0			

RPI 1-25				RPI 26-50				RPI 51-100				RPI 101+ Team's RPI: 250			
RPI	S	Opponent	Score	RPI	S	Opponent	Score	RPI	S	Opponent	Score	RPI	S	Opponent	Score
4	A	Oregon	48 110	29	A	Utah	59 82	52	H	Southern California	50 86	112	A	Loyola Marymount	62 71
								70	H	Arizona	43 70	140	A	Montana St.	62 85
								79	A	UC Davis	50 70	144	H	CSUN	37 51
								93	H	UNI	64 71	170	A	UC Riverside	63 45
								96	H	Idaho	70 63	170	H	UC Riverside	59 73
												195	A	Utah St.	50 48
												243	H	Nevada	67 76
												254	H	San Diego	56 60
												256	A	Cal St. Fullerton	59 53
												287	H	California Baptist	83 85
												306	A	UC Santa Barbara	54 60
												323	H	Cal Poly	61 58
												340	H	Grand Canyon	57 50
LAST 12 Division I GAMES:															
256	A	Cal St. Fullerton	59 53	170	A	UC Riverside	63 45								
79	A	UC Davis	50 70	195	A	Utah St.	50 48								
144	H	CSUN	37 51	340	H	Grand Canyon	57 50								
170	H	UC Riverside	59 73	112	A	Loyola Marymount	62 71								
306	A	UC Santa Barbara	54 60	70	H	Arizona	43 70								
323	H	Cal Poly	61 58	254	H	San Diego	56 60								

Non-Div I Games:

Long Beach St.

■ Loss,
■ Non-Conf, S Site,
■ Home
■ Away
N Neutral

Average RPI Win:	220	WON-LOST	WINNING	LAST 10	STRENGTH OF	OPP. STRENGTH	TEAM	ADJ.	CONF.	ADJ CONF.
Average RPI Loss:	223	RECORD	PCT. RANK	GAMES	SCHEDULE	OF SCHEDULE	RPI	RPI	RPI	RPI
DIV. I ONLY	2- 17	336	1- 0	268	345	343	343	28	28	
DIV. I NON-CONF.	1- 9	326	0- 0	180	334	333	333	29	29	
TOTALS	RPI 1-25	RPI 26-50	W-L RECORDS	RPI 51-100	RPI 101-150	RPI 150+				
2- 17	0- 0	0- 0	OVERALL	0- 1	0- 3	2- 13				
2- 7	0- 0	0- 0	HOME	0- 0	0- 1	2- 6				
0- 9	0- 0	0- 0	AWAY	0- 1	0- 2	0- 6				
0- 1	0- 0	0- 0	NEUTRAL	0- 0	0- 0	0- 1				
1- 9	0- 0	0- 0	NON-CONFERENCE	0- 1	0- 2	1- 6				
1- 4	0- 0	0- 0	HOME	0- 0	0- 0	1- 4				
0- 4	0- 0	0- 0	AWAY	0- 1	0- 2	0- 1				
0- 1	0- 0	0- 0	NEUTRAL	0- 0	0- 0	0- 1				
1- 8	0- 0	0- 0	CONFERENCE	0- 0	0- 1	1- 7				
1- 3	0- 0	0- 0	HOME	0- 0	0- 1	1- 2				
0- 5	0- 0	0- 0	AWAY	0- 0	0- 0	0- 5				
0- 0	0- 0	0- 0	NEUTRAL	0- 0	0- 0	0- 0				

RPI S	Opponent	Score	RPI S	Opponent	Score	RPI S	Opponent	Score	RPI S	Opponent	Score	Team's RPI: 343
						56	A Virginia Tech	39 93	118	A UNCW	33 35	
									120	H Radford	34 68	
									121	A VCU	55 84	
									177	A UNC Asheville	55 80	
									179	H UMES	83 71	
									190	A Hampton	40 66	
									191	H Eastern Mich.	45 64	
									206	H Saint Francis (PA)	88 91	
									216	N East Carolina	52 61	
									249	H Campbell	60 66	
									261	H Gardner-Webb	85 79	
									266	A Norfolk St.	42 74	
									270	A Winthrop	69 77	
									283	H Wofford	72 101	
									326	H Wagner	60 86	
									329	H Charleston So.	74 81	
									335	A Presbyterian	66 81	
									337	A USC Upstate	67 72	
LAST 12 Division I GAMES:												
			261	H Gardner-Webb	85 79				329	H Charleston So.	74 81	
			249	H Campbell	60 66				335	A Presbyterian	66 81	
			337	A USC Upstate	67 72				270	A Winthrop	69 77	
			177	A UNC Asheville	55 80				56	A Virginia Tech	39 93	
			120	H Radford	34 68				118	A UNCW	33 35	
			190	A Hampton	40 66				216	N East Carolina	52 61	

Non-Div I Games:

Longwood

■ Loss,
 ■ Non-Conf,
 ■ S Site,
 ■ H Home
 ■ A Away
 N Neutral

Louisiana

Through Games Of Feb. 4, 2019

Average RPI Win:	249	WON-LOST	WINNING	LAST 10	STRENGTH OF	OPP. STRENGTH	TEAM	ADJ.	CONF.	ADJ CONF.
Average RPI Loss:	129	RECORD	PCT. RANK	GAMES	SCHEDULE	OF SCHEDULE	RPI	RPI	RPI	RPI
DIV. I ONLY	6- 14	274	0- 1	103	199	237	237	12	12	
DIV. I NON-CONF.	2- 8	293	0- 0	140	194	269	269	15	15	
TOTALS	RPI 1-25	RPI 26-50	W-L RECORDS	RPI 51-100	RPI 101-150	RPI 150+				
6- 14	0- 1	0- 0	OVERALL	0- 5	1- 2	5- 6				
5- 5	0- 0	0- 0	HOME	0- 2	1- 1	4- 2				
1- 8	0- 1	0- 0	AWAY	0- 3	0- 1	1- 3				
0- 1	0- 0	0- 0	NEUTRAL	0- 0	0- 0	0- 1				
2- 8	0- 1	0- 0	NON-CONFERENCE	0- 3	0- 0	2- 4				
1- 3	0- 0	0- 0	HOME	0- 2	0- 0	1- 1				
1- 4	0- 1	0- 0	AWAY	0- 1	0- 0	1- 2				
0- 1	0- 0	0- 0	NEUTRAL	0- 0	0- 0	0- 1				
4- 6	0- 0	0- 0	CONFERENCE	0- 2	1- 2	3- 2				
4- 2	0- 0	0- 0	HOME	0- 0	1- 1	3- 1				
0- 4	0- 0	0- 0	AWAY	0- 2	0- 1	0- 1				
0- 0	0- 0	0- 0	NEUTRAL	0- 0	0- 0	0- 0				

RPI 1-25				RPI 26-50				RPI 51-100				RPI 101+ Team's RPI: 237			
RPI	S	Opponent	Score	RPI	S	Opponent	Score	RPI	S	Opponent	Score	RPI	S	Opponent	Score
7	A	Mississippi St.	36 104					51	A	Auburn	59 71	108	A	South Alabama	60 83
								54	H	LSU	54 76	113	H	UT Arlington	61 76
								69	H	Lamar University	77 79	138	H	Appalachian St.	73 55
								78	A	Little Rock	48 62	152	H	Georgia St.	57 54
								91	A	Troy	64 90	181	A	Arkansas St.	75 87
												182	H	Coastal Caro.	58 76
												201	A	Ole Miss	57 79
												205	H	Sam Houston St.	62 68
												209	A	UTRGV	60 75
												257	N	A&M-Corpus Christi	63 64
												277	H	Ga. Southern	59 48
												305	H	Jackson St.	68 61
												310	H	La.-Monroe	52 45
												314	A	McNeese	70 59
LAST 12 Division I GAMES:															
182	H	Coastal Caro.	58 76	277	H	Ga. Southern	59 48								
138	H	Appalachian St.	73 55	152	H	Georgia St.	57 54								
113	H	UT Arlington	61 76	78	A	Little Rock	48 62								
91	A	Troy	64 90	181	A	Arkansas St.	75 87								
108	A	South Alabama	60 83	7	A	Mississippi St.	36 104								
310	H	La.-Monroe	52 45	54	H	LSU	54 76								

Non-Div I Games: Dillard

69 72

Louisiana

Loss, Non-Conf, S Site, H Home A Away N Neutral

Team				Through Games Of Post 17, 2019						
Average RPI Win:	208	WON-LOST	WINNING	LAST 10	STRENGTH OF	OPP. STRENGTH	TEAM	ADJ.	CONF.	ADJ CONF.
Average RPI Loss:	121	RECORD	PCT. RANK	GAMES	SCHEDULE	OF SCHEDULE	RPI	RPI	RPI	RPI
DIV. I ONLY	11- 11	161	1- 0	141	122	157	157	14	14	
DIV. I NON-CONF.	7- 5	132	1- 0	220	69	132	132	18	18	
TOTALS	RPI 1-25		RPI 26-50	W-L RECORDS		RPI 51-100	RPI 101-150		RPI 150+	
11- 11	0- 1		0- 1	OVERALL		1- 4	2- 1		8- 4	
6- 4	0- 0		0- 1	HOME		1- 2	0- 0		5- 1	
4- 6	0- 1		0- 0	AWAY		0- 1	1- 1		3- 3	
1- 1	0- 0		0- 0	NEUTRAL		0- 1	1- 0		0- 0	
7- 5	0- 1		0- 0	NON-CONFERENCE		1- 2	1- 0		5- 2	
3- 1	0- 0		0- 0	HOME		1- 1	0- 0		2- 0	
3- 3	0- 1		0- 0	AWAY		0- 0	0- 0		3- 2	
1- 1	0- 0		0- 0	NEUTRAL		0- 1	1- 0		0- 0	
4- 6	0- 0		0- 1	CONFERENCE		0- 2	1- 1		3- 2	
3- 3	0- 0		0- 1	HOME		0- 1	0- 0		3- 1	
1- 3	0- 0		0- 0	AWAY		0- 1	1- 1		0- 1	
0- 0	0- 0		0- 0	NEUTRAL		0- 0	0- 0		0- 0	

RPI 1-25					
RPI	S	Opponent	Score		
17	A	Arizona St.	44	80	
RPI 26-50					
RPI	S	Opponent	Score		
37	H	Rice	51	61	
RPI 51-100					
RPI	S	Opponent	Score		
58	A	Middle Tenn.	38	75	
66	N	Missouri St.	70	82	
67	H	Old Dominion	59	70	
78	H	Little Rock	58	69	
94	H	Houston	100	88	
RPI 101+					
RPI	S	Opponent	Score		
114	N	Alabama	79	62	
117	A	Western Ky.	76	81	
141	A	UAB	73	68	
158	H	Charlotte	88	51	
176	H	North Texas	54	65	
181	A	Arkansas St.	80	70	
201	H	Ole Miss	80	71	
212	A	Memphis	66	50	
219	A	UMKC	70	80	
231	A	Marshall	88	90	
263	A	Wichita St.	56	70	
272	H	Southeastern La.	72	53	
288	H	Fla. Atlantic	86	55	
314	A	McNeese	89	48	
316	H	FIU	90	72	
Team's RPI: 157					
LAST 12 Division I GAMES:					
114	N	Alabama	79	62	
316	H	FIU	90	72	
288	H	Fla. Atlantic	86	55	
117	A	Western Ky.	76	81	
231	A	Marshall	88	90	
158	H	Charlotte	88	51	
67	H	Old Dominion	59	70	
58	A	Middle Tenn.	38	75	
141	A	UAB	73	68	
37	H	Rice	51	61	
176	H	North Texas	54	65	
314	A	McNeese	89	48	

Non-Div I Games: LSU-Alexandria 112 70

Louisiana Tech

Loss, Non-Conf, S Site, H Home A Away N Neutral

Louisville

Through Games Of Feb. 4, 2019

Average RPI Win:	89	WON-LOST	WINNING	LAST 10	STRENGTH OF	OPP. STRENGTH	TEAM	ADJ.	CONF.	ADJ CONF.
Average RPI Loss:	1	RECORD	PCT. RANK	GAMES	SCHEDULE	OF SCHEDULE	RPI	RPI	RPI	RPI
DIV. I ONLY	21- 1	1	1- 0	13	1	3	3	1	1	
DIV. I NON-CONF.	13- 0	1	0- 0	18	31	2	2	1	1	
TOTALS	RPI 1-25	RPI 26-50	W-L RECORDS	RPI 51-100	RPI 101-150	RPI 150+				
21- 1	5- 1	3- 0	OVERALL	5- 0	6- 0	2- 0				
11- 0	2- 0	2- 0	HOME	1- 0	4- 0	2- 0				
8- 1	2- 1	1- 0	AWAY	3- 0	2- 0	0- 0				
2- 0	1- 0	0- 0	NEUTRAL	1- 0	0- 0	0- 0				
13- 0	3- 0	1- 0	NON-CONFERENCE	3- 0	4- 0	2- 0				
7- 0	1- 0	1- 0	HOME	1- 0	2- 0	2- 0				
4- 0	1- 0	0- 0	AWAY	1- 0	2- 0	0- 0				
2- 0	1- 0	0- 0	NEUTRAL	1- 0	0- 0	0- 0				
8- 1	2- 1	2- 0	CONFERENCE	2- 0	2- 0	0- 0				
4- 0	1- 0	1- 0	HOME	0- 0	2- 0	0- 0				
4- 1	1- 1	1- 0	AWAY	2- 0	0- 0	0- 0				
0- 0	0- 0	0- 0	NEUTRAL	0- 0	0- 0	0- 0				

RPI	S	Opponent	Score	RPI	S	Opponent	Score	RPI	S	Opponent	Score	RPI	S	Opponent	Score
1	A	Notre Dame	68 82	33	H	Kentucky	80 75	55	H	Miami (OH)	95 73	101	H	Nebraska	85 68
6	H	UConn	78 69	41	H	Georgia Tech	61 44	60	A	Boise St.	74 55	104	H	Virginia	91 43
17	N	Arizona St.	58 56	47	A	Clemson	76 44	71	A	Duke	73 51	117	A	Western Ky.	102 80
21	A	Central Mich.	72 68					97	N	Hartford	86 69	123	H	Pittsburgh	70 42
22	H	North Carolina	73 66					98	A	Wake Forest	73 49	130	A	Chattanooga	75 49
23	A	Florida St.	68 49									132	H	UT Martin	102 62
												281	H	Northern Ky.	92 59
												290	H	Tennessee St.	107 52
LAST 12 Division I GAMES:															
47	A	Clemson	76 44	41	H	Georgia Tech	61 44								
6	H	UConn	78 69	1	A	Notre Dame	68 82								
123	H	Pittsburgh	70 42	71	A	Duke	73 51								
23	A	Florida St.	68 49	22	H	North Carolina	73 66								
98	A	Wake Forest	73 49	21	A	Central Mich.	72 68								
104	H	Virginia	91 43	281	H	Northern Ky.	92 59								

Non-Div I Games:

Louisville

■ Loss,
 ■ Non-Conf, S Site,
 ■ Home
 ■ Away
 N Neutral

Average RPI Win:	285	WON-LOST	WINNING	LAST 10	STRENGTH OF	OPP. STRENGTH	TEAM	ADJ.	CONF.	ADJ CONF.
Average RPI Loss:	113	RECORD	PCT. RANK	GAMES	SCHEDULE	OF SCHEDULE	RPI	RPI	RPI	RPI
DIV. I ONLY	10- 10	161	0- 1	279	218	227	227	13	13	
DIV. I NON-CONF.	6- 5	143	0- 0	332	282	263	263	14	14	
TOTALS	RPI 1-25	RPI 26-50	W-L RECORDS	RPI 51-100	RPI 101-150	RPI 150+				
10- 10	0- 1	0- 2	OVERALL	0- 2	0- 1	10- 4				
8- 3	0- 0	0- 1	HOME	0- 0	0- 0	8- 2				
2- 7	0- 1	0- 1	AWAY	0- 2	0- 1	2- 2				
0- 0	0- 0	0- 0	NEUTRAL	0- 0	0- 0	0- 0				
6- 5	0- 0	0- 2	NON-CONFERENCE	0- 0	0- 1	6- 2				
4- 2	0- 0	0- 1	HOME	0- 0	0- 0	4- 1				
2- 3	0- 0	0- 1	AWAY	0- 0	0- 1	2- 1				
0- 0	0- 0	0- 0	NEUTRAL	0- 0	0- 0	0- 0				
4- 5	0- 1	0- 0	CONFERENCE	0- 2	0- 0	4- 2				
4- 1	0- 0	0- 0	HOME	0- 0	0- 0	4- 1				
0- 4	0- 1	0- 0	AWAY	0- 2	0- 0	0- 1				
0- 0	0- 0	0- 0	NEUTRAL	0- 0	0- 0	0- 0				

RPI 1-25				RPI 26-50				RPI 51-100				RPI 101+ Team's RPI: 227			
RPI	S	Opponent	Score	RPI	S	Opponent	Score	RPI	S	Opponent	Score	RPI	S	Opponent	Score
19	A	Drake	60 69	38	H	DePaul	76 102	66	A	Missouri St.	49 84	126	A	Youngstown St.	63 74
				44	A	Purdue	41 65	93	A	UNI	52 64	154	A	Southern Ill.	63 74
												156	H	Bradley	56 69
												173	H	Indiana St.	56 54
												186	H	Illinois St.	62 59
												218	A	Bowling Green	74 88
												219	H	UMKC	74 88
												236	H	SIUE	56 43
												284	A	Western Mich.	64 53
												294	H	Valparaiso	80 54
												330	H	Detroit Mercy	52 43
												331	A	UIC	75 60
												332	H	Purdue Fort Wayne	81 67
												338	H	Evansville	61 56
												345	H	Chicago St.	76 40
LAST 12 Division I GAMES:															
156	H	Bradley	56 69	93	A	UNI	52 64								
186	H	Illinois St.	62 59	19	A	Drake	60 69								
154	A	Southern Ill.	63 74	294	H	Valparaiso	80 54								
66	A	Missouri St.	49 84	38	H	DePaul	76 102								
173	H	Indiana St.	56 54	219	H	UMKC	74 88								
338	H	Evansville	61 56	44	A	Purdue	41 65								

Non-Div I Games:

Loyola Chicago

■ Loss,
 ■ Non-Conf,
 S Site,
 ■ Home
 ■ Away
 N Neutral

Loyola Maryland

Through Games Of Feb. 4, 2019

Average RPI Win:	281	WON-LOST	WINNING	LAST 10	STRENGTH OF	OPP. STRENGTH	TEAM	ADJ.	CONF.	ADJ CONF.
Average RPI Loss:	172	RECORD	PCT. RANK	GAMES	SCHEDULE	OF SCHEDULE	RPI	RPI	RPI	RPI
DIV. I ONLY	3- 18	327	0- 1	157	265	297	297	18	18	
DIV. I NON-CONF.	1- 10	330	0- 1	142	251	294	294	22	22	
TOTALS	RPI 1-25	RPI 26-50	W-L RECORDS	RPI 51-100	RPI 101-150	RPI 150+				
3- 18	0- 1	0- 1	OVERALL	0- 2	0- 4	3- 10				
2- 6	0- 0	0- 1	HOME	0- 0	0- 1	2- 4				
1- 11	0- 1	0- 0	AWAY	0- 2	0- 2	1- 6				
0- 1	0- 0	0- 0	NEUTRAL	0- 0	0- 1	0- 0				
1- 10	0- 1	0- 0	NON-CONFERENCE	0- 1	0- 3	1- 5				
0- 3	0- 0	0- 0	HOME	0- 0	0- 1	0- 2				
1- 6	0- 1	0- 0	AWAY	0- 1	0- 1	1- 3				
0- 1	0- 0	0- 0	NEUTRAL	0- 0	0- 1	0- 0				
2- 8	0- 0	0- 1	CONFERENCE	0- 1	0- 1	2- 5				
2- 3	0- 0	0- 1	HOME	0- 0	0- 0	2- 2				
0- 5	0- 0	0- 0	AWAY	0- 1	0- 1	0- 3				
0- 0	0- 0	0- 0	NEUTRAL	0- 0	0- 0	0- 0				

RPI 1-25				RPI 26-50				RPI 51-100				RPI 101+ Team's RPI: 297			
RPI	S	Opponent	Score	RPI	S	Opponent	Score	RPI	S	Opponent	Score	RPI	S	Opponent	Score
20	A	Maryland	48 83	48	H	Bucknell	57 75	92	A	Georgetown	30 45	102	N	Boston College	47 73
								100	A	American	38 82	119	A	Towson	57 62
												136	A	Lehigh	42 51
												148	H	William & Mary	49 65
												168	H	Boston U.	62 64
												204	A	George Mason	38 70
												210	A	Holy Cross	60 78
												214	H	Navy	46 58
												225	A	Dartmouth	41 54
												227	A	Monmouth	75 67
												232	A	Colgate	64 73
												247	H	Mt. St. Mary's	67 77
												255	H	St. Francis Brooklyn	70 75
												280	A	Saint Joseph's	46 49
												296	A	Army West Point	57 69
												296	H	Army West Point	70 51
												320	H	Lafayette	62 50
LAST 12 Division I GAMES:															
280	A	Saint Joseph's	46 49	100	A	American	38 82								
296	H	Army West Point	70 51	210	A	Holy Cross	60 78								
136	A	Lehigh	42 51	168	H	Boston U.	62 64								
232	A	Colgate	64 73	296	A	Army West Point	57 69								
48	H	Bucknell	57 75	214	H	Navy	46 58								
320	H	Lafayette	62 50	227	A	Monmouth	75 67								

Non-Div I Games:

Loyola Maryland

Loss, Non-Conf, S Site, H Home A Away N Neutral

Average RPI Win:	163	WON-LOST	WINNING	LAST 10	STRENGTH OF	OPP. STRENGTH	TEAM	ADJ.	CONF.	ADJ CONF.
Average RPI Loss:	111	RECORD	PCT. RANK	GAMES	SCHEDULE	OF SCHEDULE	RPI	RPI	RPI	RPI
DIV. I ONLY	13- 10	135	1- 0	74	111	112	112	8	8	
DIV. I NON-CONF.	7- 5	132	1- 0	107	172	107	107	7	7	
<hr/>										
TOTALS	RPI 1-25	RPI 26-50	W-L RECORDS	RPI 51-100	RPI 101-150	RPI 150+				
13- 10	0- 1	2- 3	OVERALL	3- 1	1- 1	7- 4				
8- 3	0- 1	2- 0	HOME	1- 0	0- 0	5- 2				
5- 4	0- 0	0- 1	AWAY	2- 1	1- 1	2- 1				
0- 3	0- 0	0- 2	NEUTRAL	0- 0	0- 0	0- 1				
7- 5	0- 0	1- 2	NON-CONFERENCE	2- 0	1- 0	3- 3				
4- 1	0- 0	1- 0	HOME	1- 0	0- 0	2- 1				
3- 1	0- 0	0- 0	AWAY	1- 0	1- 0	1- 1				
0- 3	0- 0	0- 2	NEUTRAL	0- 0	0- 0	0- 1				
6- 5	0- 1	1- 1	CONFERENCE	1- 1	0- 1	4- 1				
4- 2	0- 1	1- 0	HOME	0- 0	0- 0	3- 1				
2- 3	0- 0	0- 1	AWAY	1- 1	0- 1	1- 0				
0- 0	0- 0	0- 0	NEUTRAL	0- 0	0- 0	0- 0				

RPI 1-25				RPI 26-50				RPI 51-100				RPI 101+ Team's RPI: 112			
RPI	S	Opponent	Score	RPI	S	Opponent	Score	RPI	S	Opponent	Score	RPI	S	Opponent	Score
12	H	Gonzaga	53 78	31	A	BYU	44 55	53	A	Saint Mary's (CA)	62 86	137	A	Pepperdine	86 95
				31	H	BYU	61 58	70	A	Arizona	66 64	144	A	CSUN	72 53
				34	N	Indiana	43 67	79	H	UC Davis	60 53	166	H	Portland	76 58
				35	N	South Dakota	40 67	80	A	Pacific	72 67	167	A	Denver	75 104
				49	H	UCLA	69 63					172	H	Santa Clara	75 83
												200	N	Grambling	61 62
												213	H	Robert Morris	61 53
												224	H	San Francisco	66 58
												250	H	Long Beach St.	71 62
												254	A	San Diego	69 52
												254	H	San Diego	83 57
												265	H	Northern Ariz.	62 63
												306	A	UC Santa Barbara	70 57
<hr/>															
LAST 12 Division I GAMES:															
213	H	Robert Morris	61 53	172	H	Santa Clara	75 83	224	H	San Francisco	66 58	31	A	BYU	44 55
254	H	San Diego	83 57	254	A	San Diego	69 52	166	H	Portland	76 58	80	A	Pacific	72 67
31	H	BYU	61 58	137	A	Pepperdine	86 95	12	H	Gonzaga	53 78				

Non-Div I Games:

Loyola Marymount

■ Loss,
 ■ Non-Conf,
 S Site,
 ■ Home
 ■ Away
 N Neutral

Average RPI Win:	214	WON-LOST	WINNING	LAST 10	STRENGTH OF	OPP. STRENGTH	TEAM	ADJ.	CONF.	ADJ CONF.
Average RPI Loss:	86	RECORD	PCT. RANK	GAMES	SCHEDULE	OF SCHEDULE	RPI	RPI	RPI	RPI
DIV. I ONLY	15- 7	81	0- 1	131	168	76	76	23	23	
DIV. I NON-CONF.	7- 6	153	0- 1	31	74	48	48	25	25	
TOTALS	RPI 1-25	RPI 26-50	W-L RECORDS	RPI 51-100	RPI 101-150	RPI 150+				
15- 7	1- 1	0- 0	OVERALL	3- 4	0- 2	11- 0				
7- 1	0- 0	0- 0	HOME	1- 1	0- 0	6- 0				
6- 5	1- 1	0- 0	AWAY	1- 3	0- 1	4- 0				
2- 1	0- 0	0- 0	NEUTRAL	1- 0	0- 1	1- 0				
7- 6	1- 1	0- 0	NON-CONFERENCE	3- 3	0- 2	3- 0				
2- 1	0- 0	0- 0	HOME	1- 1	0- 0	1- 0				
3- 4	1- 1	0- 0	AWAY	1- 2	0- 1	1- 0				
2- 1	0- 0	0- 0	NEUTRAL	1- 0	0- 1	1- 0				
8- 1	0- 0	0- 0	CONFERENCE	0- 1	0- 0	8- 0				
5- 0	0- 0	0- 0	HOME	0- 0	0- 0	5- 0				
3- 1	0- 0	0- 0	AWAY	0- 1	0- 0	3- 0				
0- 0	0- 0	0- 0	NEUTRAL	0- 0	0- 0	0- 0				

RPI 1-25				RPI 26-50				RPI 51-100 Team's RPI: 76				RPI 101+			
RPI	S	Opponent	Score	RPI	S	Opponent	Score	RPI	S	Opponent	Score	RPI	S	Opponent	Score
9	A	NC State	46 84					68	A	Harvard	67 60	130	N	Chattanooga	61 66
22	A	North Carolina	85 73					71	H	Duke	63 66	139	A	Fordham	64 72
								72	A	Green Bay	39 70	165	A	Stony Brook	68 54
								81	N	Penn	47 46	233	N	N.C. A&T	58 52
								82	H	Toledo	73 59	239	H	Albany (NY)	76 65
								84	A	Northeastern	55 63	241	H	Brown	102 96
								97	A	Hartford	46 49	245	H	Binghamton	95 66
												273	A	Vermont	63 51
												300	A	Bryant	74 57
												302	H	UMBC	84 44
												307	H	UMass Lowell	79 45
												328	A	New Hampshire	69 45
												328	H	New Hampshire	67 46
LAST 12 Division I GAMES:															
130	N	Chattanooga	61 66	239	H	Albany (NY)	76 65								
328	A	New Hampshire	69 45	273	A	Vermont	63 51								
307	H	UMass Lowell	79 45	302	H	UMBC	84 44								
245	H	Binghamton	95 66	328	H	New Hampshire	67 46								
165	A	Stony Brook	68 54	139	A	Fordham	64 72								
97	A	Hartford	46 49	84	A	Northeastern	55 63								

Non-Div I Games:

Maine

■ Loss,
 ■ Non-Conf,
 ■ S Site,
 ■ H Home
 ■ A Away
 N Neutral

Average RPI Win:	290	WON-LOST	WINNING	LAST 10	STRENGTH OF	OPP. STRENGTH	TEAM	ADJ.	CONF.	ADJ CONF.
Average RPI Loss:	211	RECORD	PCT. RANK	GAMES	SCHEDULE	OF SCHEDULE	RPI	RPI	RPI	RPI
DIV. I ONLY	6- 14	274	1- 0	266	347	318	318	27	27	
DIV. I NON-CONF.	2- 9	297	0- 0	217	350	336	336	28	28	
TOTALS	RPI 1-25	RPI 26-50	W-L RECORDS	RPI 51-100	RPI 101-150	RPI 150+				
6- 14	0- 0	0- 0	OVERALL	0- 2	1- 1	5- 11				
5- 7	0- 0	0- 0	HOME	0- 2	0- 0	5- 5				
1- 7	0- 0	0- 0	AWAY	0- 0	1- 1	0- 6				
0- 0	0- 0	0- 0	NEUTRAL	0- 0	0- 0	0- 0				
2- 9	0- 0	0- 0	NON-CONFERENCE	0- 2	0- 1	2- 6				
2- 5	0- 0	0- 0	HOME	0- 2	0- 0	2- 3				
0- 4	0- 0	0- 0	AWAY	0- 0	0- 1	0- 3				
0- 0	0- 0	0- 0	NEUTRAL	0- 0	0- 0	0- 0				
4- 5	0- 0	0- 0	CONFERENCE	0- 0	1- 0	3- 5				
3- 2	0- 0	0- 0	HOME	0- 0	0- 0	3- 2				
1- 3	0- 0	0- 0	AWAY	0- 0	1- 0	0- 3				
0- 0	0- 0	0- 0	NEUTRAL	0- 0	0- 0	0- 0				

RPI 1-25				RPI 26-50				RPI 51-100				RPI 101+				Team's RPI: 318	
RPI	S	Opponent	Score	RPI	S	Opponent	Score	RPI	S	Opponent	Score	RPI	S	Opponent	Score		
								83	H	Wright St.	44	60	139	A	Fordham	61	65
								86	H	Drexel	39	53	150	A	Marist	69	51
													165	H	Stony Brook	48	79
													194	H	Rider	63	73
													210	A	Holy Cross	53	61
													230	A	Niagara	51	61
													230	H	Niagara	54	58
													239	A	Albany (NY)	54	60
													244	H	Sacred Heart	46	74
													255	A	St. Francis Brooklyn	65	73
													271	A	Siena	56	62
													271	H	Siena	52	48
													275	A	Canisius	44	47
													317	H	Fairfield	47	41
													320	H	Lafayette	60	49
													330	H	Detroit Mercy	56	58
													333	H	Iona	55	33
													351	H	LIU Brooklyn	61	46
LAST 12 Division I GAMES:																	
271	H	Siena	52	48	271	A	Siena	56	62								
317	H	Fairfield	47	41	230	A	Niagara	51	61								
150	A	Marist	69	51	275	A	Canisius	44	47								
230	H	Niagara	54	58	210	A	Holy Cross	53	61								
194	H	Rider	63	73	244	H	Sacred Heart	46	74								
333	H	Iona	55	33	83	H	Wright St.	44	60								

Non-Div I Games:

Manhattan

Average RPI Win:	239	WON-LOST	WINNING	LAST 10	STRENGTH OF	OPP. STRENGTH	TEAM	ADJ.	CONF.	ADJ CONF.
Average RPI Loss:	145	RECORD	PCT. RANK	GAMES	SCHEDULE	OF SCHEDULE	RPI	RPI	RPI	RPI
DIV. I ONLY	16- 7	72	1- 0	270	227	150	150	27	27	
DIV. I NON-CONF.	8- 4	91	0- 0	206	139	105	105	28	28	
TOTALS	RPI 1-25	RPI 26-50	W-L RECORDS	RPI 51-100	RPI 101-150	RPI 150+				
16- 7	0- 0	0- 0	OVERALL	1- 4	0- 0	15- 3				
6- 4	0- 0	0- 0	HOME	1- 1	0- 0	5- 3				
8- 2	0- 0	0- 0	AWAY	0- 2	0- 0	8- 0				
2- 1	0- 0	0- 0	NEUTRAL	0- 1	0- 0	2- 0				
8- 4	0- 0	0- 0	NON-CONFERENCE	1- 3	0- 0	7- 1				
3- 1	0- 0	0- 0	HOME	1- 0	0- 0	2- 1				
3- 2	0- 0	0- 0	AWAY	0- 2	0- 0	3- 0				
2- 1	0- 0	0- 0	NEUTRAL	0- 1	0- 0	2- 0				
8- 3	0- 0	0- 0	CONFERENCE	0- 1	0- 0	8- 2				
3- 3	0- 0	0- 0	HOME	0- 1	0- 0	3- 2				
5- 0	0- 0	0- 0	AWAY	0- 0	0- 0	5- 0				
0- 0	0- 0	0- 0	NEUTRAL	0- 0	0- 0	0- 0				

RPI 1-25			RPI 26-50			RPI 51-100			RPI 101+			Team's RPI: 150
RPI	S	Opponent	Score	RPI	S	Opponent	Score	RPI	S	Opponent	Score	
						62 H Quinnipiac	69 76	168 H Boston U.			68 57	
						71 A Duke	56 64	188 H Temple			74 68	
						77 A Princeton	57 60	194 H Rider			58 68	
						83 N Wright St.	60 76	198 A Elon			61 57	
						84 H Northeastern	90 84	207 H Massachusetts			55 70	
								214 A Navy			72 48	
								227 H Monmouth			69 45	
								230 A Niagara			87 58	
								235 N Stetson			76 69	
								239 A Albany (NY)			74 56	
								252 N Hofstra			71 57	
								271 A Siena			73 58	
								271 H Siena			88 59	
								275 A Canisius			71 66	
								317 A Fairfield			56 46	
								318 H Manhattan			51 69	
								319 A Saint Peter's			62 42	
								333 H Iona			76 36	
LAST 12 Division I GAMES:												
271 A		Siena	73 58	227 H		Monmouth	69 45					
194 H		Rider	58 68	317 A		Fairfield	56 46					
318 H		Manhattan	51 69	62 H		Quinnipiac	69 76					
319 A		Saint Peter's	62 42	275 A		Canisius	71 66					
333 H		Iona	76 36	230 A		Niagara	87 58					
271 H		Siena	88 59	207 H		Massachusetts	55 70					

Non-Div I Games:

Marist

■ Loss,
 ■ Non-Conf,
 S Site,
 ■ Home
 ■ Away
 N Neutral

Average RPI Win: 111		WON-LOST	WINNING	LAST 10	STRENGTH OF		OPP. STRENGTH	TEAM	ADJ.	CONF.	ADJ CONF.
Average RPI Loss: 12		RECORD	PCT. RANK	GAMES	SCHEDULE		OF SCHEDULE	RPI	RPI	RPI	RPI
DIV. I ONLY		19- 3	12	1- 0	17		26	8	8	6	6
DIV. I NON-CONF.		9- 3	61	1- 0	23		18	17	17	4	4
TOTALS		RPI 1-25	RPI 26-50		W-L RECORDS		RPI 51-100	RPI 101-150		RPI 150+	
19- 3	0- 2	5- 1		OVERALL		5- 0	5- 0		4- 0		
12- 1	0- 1	2- 0		HOME		3- 0	5- 0		2- 0		
7- 2	0- 1	3- 1		AWAY		2- 0	0- 0		2- 0		
0- 0	0- 0	0- 0		NEUTRAL		0- 0	0- 0		0- 0		
9- 3	0- 2	1- 1		NON-CONFERENCE		4- 0	1- 0		3- 0		
7- 1	0- 1	1- 0		HOME		3- 0	1- 0		2- 0		
2- 2	0- 1	0- 1		AWAY		1- 0	0- 0		1- 0		
0- 0	0- 0	0- 0		NEUTRAL		0- 0	0- 0		0- 0		
10- 0	0- 0	4- 0		CONFERENCE		1- 0	4- 0		1- 0		
5- 0	0- 0	1- 0		HOME		0- 0	4- 0		0- 0		
5- 0	0- 0	3- 0		AWAY		1- 0	0- 0		1- 0		
0- 0	0- 0	0- 0		NEUTRAL		0- 0	0- 0		0- 0		

RPI	S	Opponent	Score	RPI	S	Opponent	Score	RPI	S	Opponent	Score	RPI	S	Opponent	Score
1	H	Notre Dame	63 87	27	A	Miami (FL)	55 63	57	H	Michigan	85 74	103	H	Providence	85 46
7	A	Mississippi St.	82 87	28	H	South Dakota St.	91 52	72	H	Green Bay	80 54	105	H	Creighton	85 67
				38	A	DePaul	93 87	88	A	Northwestern	76 57	107	H	Seton Hall	96 60
				38	H	DePaul	96 63	92	A	Georgetown	72 62	127	H	St. John's (NY)	83 73
				43	A	Villanova	91 55	93	H	UNI	102 61	140	H	Montana St.	100 52
				45	A	Butler	87 58					169	A	Xavier	90 44
												193	A	Milwaukee	83 74
												245	H	Binghamton	93 40
												331	H	UIC	96 32
LAST 12 Division I GAMES:															
93	H	UNI	102 61	107	H	Seton Hall	96 60								
27	A	Miami (FL)	55 63	92	A	Georgetown	72 62								
38	A	DePaul	93 87	43	A	Villanova	91 55								
45	A	Butler	87 58	38	H	DePaul	96 63								
169	A	Xavier	90 44	105	H	Creighton	85 67								
127	H	St. John's (NY)	83 73	103	H	Providence	85 46								

Non-Div I Games:

Marquette

MARSHALL				Through Games Of Feb. 17, 1919						
Average RPI Win:	258	WON-LOST	WINNING	LAST 10	STRENGTH OF	OPP. STRENGTH	TEAM	ADJ.	CONF.	ADJ CONF.
Average RPI Loss:	147	RECORD	PCT. RANK	GAMES	SCHEDULE	OF SCHEDULE	RPI	RPI	RPI	RPI
DIV. I ONLY	12- 9	130	1- 0	341	126	231	231	14	14	
DIV. I NON-CONF.	5- 7	206	0- 0	344	176	324	324	18	18	
TOTALS	RPI 1-25	RPI 26-50	W-L RECORDS	RPI 51-100	RPI 101-150	RPI 150+				
12- 9	0- 0	0- 1	OVERALL	1- 0	0- 3	11- 5				
8- 3	0- 0	0- 0	HOME	1- 0	0- 1	7- 2				
4- 6	0- 0	0- 1	AWAY	0- 0	0- 2	4- 3				
0- 0	0- 0	0- 0	NEUTRAL	0- 0	0- 0	0- 0				
5- 7	0- 0	0- 1	NON-CONFERENCE	0- 0	0- 2	5- 4				
5- 2	0- 0	0- 0	HOME	0- 0	0- 1	5- 1				
0- 5	0- 0	0- 1	AWAY	0- 0	0- 1	0- 3				
0- 0	0- 0	0- 0	NEUTRAL	0- 0	0- 0	0- 0				
7- 2	0- 0	0- 0	CONFERENCE	1- 0	0- 1	6- 1				
3- 1	0- 0	0- 0	HOME	1- 0	0- 0	2- 1				
4- 1	0- 0	0- 0	AWAY	0- 0	0- 1	4- 0				
0- 0	0- 0	0- 0	NEUTRAL	0- 0	0- 0	0- 0				

RPI 1-25				RPI 26-50				RPI 51-100				RPI 101+ Team's RPI: 231			
RPI	S	Opponent	Score	RPI	S	Opponent	Score	RPI	S	Opponent	Score	RPI	S	Opponent	Score
				47	A	Clemson	54 68	67	H	Old Dominion	57 48	117	A	Western Ky.	55 85
												119	H	Towson	69 76
												138	A	Appalachian St.	52 74
												154	A	Southern Ill.	49 58
												157	H	Louisiana Tech	90 88
												158	H	Charlotte	63 62
												173	H	Indiana St.	53 62
												178	A	Wisconsin	49 67
												183	H	Southern Miss.	52 64
												218	A	Bowling Green	76 99
												269	H	Cleveland St.	86 64
												276	A	UTSA	79 72
												278	A	UTEP	63 60
												288	A	Fla. Atlantic	72 67
												290	H	Tennessee St.	80 59
												315	H	Coppin St.	88 67
												316	A	FIU	86 58
												338	H	Evansville	72 65
												347	H	Delaware St.	75 63
LAST 12 Division I GAMES:															
				276	A	UTSA	79 72	117	A	Western Ky.	55 85				
				278	A	UTEP	63 60	158	H	Charlotte	63 62				
				183	H	Southern Miss.	52 64	67	H	Old Dominion	57 48				
				157	H	Louisiana Tech	90 88	347	H	Delaware St.	75 63				
				316	A	FIU	86 58	119	H	Towson	69 76				
				288	A	Fla. Atlantic	72 67	47	A	Clemson	54 68				

Non-Div I Games:	Bluefield St.	82	29
------------------	---------------	----	----

Marshall

■ Loss, ■ Non-Conf, S Site, H Home A Away N Neutral

Average RPI Win:	145	WON-LOST	WINNING	LAST 10	STRENGTH OF	OPP. STRENGTH	TEAM	ADJ.	CONF.	ADJ CONF.
Average RPI Loss:	20	RECORD	PCT. RANK	GAMES	SCHEDULE	OF SCHEDULE	RPI	RPI	RPI	RPI
DIV. I ONLY	20- 2	8	1- 0	112	24	20	20	4	4	
DIV. I NON-CONF.	11- 0	1	0- 0	218	64	24	24	6	6	
TOTALS	RPI 1-25	RPI 26-50	W-L RECORDS	RPI 51-100	RPI 101-150	RPI 150+				
20- 2	1- 2	3- 0	OVERALL	1- 0	7- 0	8- 0				
10- 1	0- 1	2- 0	HOME	1- 0	3- 0	4- 0				
8- 1	1- 1	1- 0	AWAY	0- 0	3- 0	3- 0				
2- 0	0- 0	0- 0	NEUTRAL	0- 0	1- 0	1- 0				
11- 0	1- 0	2- 0	NON-CONFERENCE	0- 0	2- 0	6- 0				
6- 0	0- 0	2- 0	HOME	0- 0	1- 0	3- 0				
3- 0	1- 0	0- 0	AWAY	0- 0	0- 0	2- 0				
2- 0	0- 0	0- 0	NEUTRAL	0- 0	1- 0	1- 0				
9- 2	0- 2	1- 0	CONFERENCE	1- 0	5- 0	2- 0				
4- 1	0- 1	0- 0	HOME	1- 0	2- 0	1- 0				
5- 1	0- 1	1- 0	AWAY	0- 0	3- 0	1- 0				
0- 0	0- 0	0- 0	NEUTRAL	0- 0	0- 0	0- 0				

RPI S	Opponent	Score	RPI S	Opponent	Score	RPI S	Opponent	Score	RPI S	Opponent	Score
15	H Rutgers	65 73	34	A Indiana	76 56	57	H Michigan	83 69	101	A Nebraska	81 63
16	A South Carolina	85 61	41	H Georgia Tech	67 54				106	H Dayton	82 71
24	A Michigan St.	60 77	42	H James Madison	87 63				110	A Ohio St.	70 57
									110	H Ohio St.	75 69
									111	N Georgia	58 51
									115	A Penn St.	77 61
									115	H Penn St.	79 67
									163	A Delaware	77 53
									178	H Wisconsin	75 57
									187	A George Washington	69 30
									189	A Illinois	80 66
									297	H Loyola Maryland	83 48
									301	N Morgan St.	68 44
									302	H UMBC	92 61
									315	H Coppin St.	93 36
LAST 12 Division I GAMES:											
189	A Illinois	80 66	57	H Michigan	83 69						
178	H Wisconsin	75 57	101	A Nebraska	81 63						
34	A Indiana	76 56	110	H Ohio St.	75 69						
110	A Ohio St.	70 57	15	H Rutgers	65 73						
115	H Penn St.	79 67	115	A Penn St.	77 61						
24	A Michigan St.	60 77	163	A Delaware	77 53						

Non-Div I Games:

Maryland

Massachusetts

Through Games Of Feb. 4, 2019

Average RPI Win: 233	WON-LOST	WINNING	LAST 10	STRENGTH OF	OPP. STRENGTH	TEAM	ADJ.	CONF.	ADJ CONF.
Average RPI Loss: 177	RECORD	PCT. RANK	GAMES	SCHEDULE	OF SCHEDULE	RPI	RPI	RPI	RPI
DIV. I ONLY	11- 11	161	0- 1	250	269	207	207	17	17
DIV. I NON-CONF.	8- 6	138	0- 0	255	329	205	205	16	16
TOTALS	RPI 1-25	RPI 26-50	W-L RECORDS	RPI 51-100	RPI 101-150	RPI 150+			
11- 11	0- 0	0- 1	OVERALL	0- 1	2- 3	9- 6			
6- 4	0- 0	0- 0	HOME	0- 0	0- 0	6- 4			
4- 6	0- 0	0- 0	AWAY	0- 1	2- 3	2- 2			
1- 1	0- 0	0- 1	NEUTRAL	0- 0	0- 0	1- 0			
8- 6	0- 0	0- 1	NON-CONFERENCE	0- 1	1- 1	7- 3			
5- 2	0- 0	0- 0	HOME	0- 0	0- 0	5- 2			
2- 3	0- 0	0- 0	AWAY	0- 1	1- 1	1- 1			
1- 1	0- 0	0- 1	NEUTRAL	0- 0	0- 0	1- 0			
3- 5	0- 0	0- 0	CONFERENCE	0- 0	1- 2	2- 3			
1- 2	0- 0	0- 0	HOME	0- 0	0- 0	1- 2			
2- 3	0- 0	0- 0	AWAY	0- 0	1- 2	1- 1			
0- 0	0- 0	0- 0	NEUTRAL	0- 0	0- 0	0- 0			

RPI 1-25			RPI 26-50			RPI 51-100			RPI 101+ Team's RPI: 207		
RPI	S	Opponent	Score	RPI	S	Opponent	Score	RPI	S	Opponent	Score
				48	N	Bucknell	58 77	84	A	Northeastern	52 53
								106	A	Dayton	47 75
								119	A	Towson	53 78
								121	A	VCU	48 52
								133	A	Davidson	70 58
								150	A	Marist	70 55
								168	H	Boston U.	66 55
								196	H	Saint Louis	70 66
								203	H	St. Bonaventure	63 64
								204	H	George Mason	52 70
								209	H	UTRGV	74 70
								222	H	North Dakota	52 59
								241	A	Brown	90 61
								244	H	Sacred Heart	78 61
								259	A	Richmond	58 62
								271	A	Siena	59 64
								286	A	La Salle	74 60
								299	H	Central Conn. St.	74 59
								307	H	UMass Lowell	59 62
								317	N	Fairfield	59 49
								324	H	Incarinate Word	71 59
LAST 12 Division I GAMES:											
259	A	Richmond	58 62	106	A	Dayton	47 75				
121	A	VCU	48 52	196	H	Saint Louis	70 66				
203	H	St. Bonaventure	63 64	150	A	Marist	70 55				
133	A	Davidson	70 58	307	H	UMass Lowell	59 62				
204	H	George Mason	52 70	271	A	Siena	59 64				
286	A	La Salle	74 60	168	H	Boston U.	66 55				

Non-Div I Games:

Massachusetts

Loss, Non-Conf, S Site, H Home A Away N Neutral

McNeese

Through Games Of Feb. 4, 2019

Average RPI Win:	265	WON-LOST	WINNING	LAST 10	STRENGTH OF	OPP. STRENGTH	TEAM	ADJ.	CONF.	ADJ CONF.
Average RPI Loss:	182	RECORD	PCT. RANK	GAMES	SCHEDULE	OF SCHEDULE	RPI	RPI	RPI	RPI
DIV. I ONLY	3- 13	318	0- 1	237	274	314	314	26	26	
DIV. I NON-CONF.	0- 8	336	0- 0	99	177	311	311	23	23	
TOTALS	RPI 1-25	RPI 26-50	W-L RECORDS	RPI 51-100	RPI 101-150	RPI 150+				
3- 13	0- 0	0- 2	OVERALL	0- 2	0- 1	3- 8				
2- 4	0- 0	0- 0	HOME	0- 1	0- 0	2- 3				
1- 9	0- 0	0- 2	AWAY	0- 1	0- 1	1- 5				
0- 0	0- 0	0- 0	NEUTRAL	0- 0	0- 0	0- 0				
0- 8	0- 0	0- 2	NON-CONFERENCE	0- 1	0- 1	0- 4				
0- 2	0- 0	0- 0	HOME	0- 0	0- 0	0- 2				
0- 6	0- 0	0- 2	AWAY	0- 1	0- 1	0- 2				
0- 0	0- 0	0- 0	NEUTRAL	0- 0	0- 0	0- 0				
3- 5	0- 0	0- 0	CONFERENCE	0- 1	0- 0	3- 4				
2- 2	0- 0	0- 0	HOME	0- 1	0- 0	2- 1				
1- 3	0- 0	0- 0	AWAY	0- 0	0- 0	1- 3				
0- 0	0- 0	0- 0	NEUTRAL	0- 0	0- 0	0- 0				

RPI S	Opponent	Score	RPI S	Opponent	Score	RPI S	Opponent	Score	RPI S	Opponent	Score	Team's RPI: 314
30	A Texas	40 96	37	A Rice	65 93	54	A LSU	36 86	141	A UAB	48 91	
						69	H Lamar University	62 64	157	H Louisiana Tech	48 89	
									159	A Abilene Christian	52 109	
									184	A Nicholls St.	69 68	
									200	A Grambling	51 75	
									237	H Louisiana	59 70	
									272	H Southeastern La.	62 56	
									310	A La.-Monroe	60 69	
									311	A New Orleans	76 88	
									324	H Incarnate Word	66 68	
									336	A Northwestern St.	63 82	
									339	H Houston Baptist	81 71	
LAST 12 Division I GAMES:												
69	H Lamar University	62 64	336	A Northwestern St.	63 82							
339	H Houston Baptist	81 71	324	H Incarnate Word	66 68							
272	H Southeastern La.	62 56	157	H Louisiana Tech	48 89							
184	A Nicholls St.	69 68	54	A LSU	36 86							
311	A New Orleans	76 88	141	A UAB	48 91							
159	A Abilene Christian	52 109	37	A Rice	65 93							

Non-Div I Games: LSU-Alexandria 60 68 Southern-N.O. 106 54 Louisiana Col. 86 68

McNeese

Loss, Non-Conf, S Site, H Home A Away N Neutral

Average RPI Win: 230	WON-LOST	WINNING	LAST 10	STRENGTH OF	OPP. STRENGTH	TEAM	ADJ.	CONF.	ADJ CONF.
Average RPI Loss: 142	RECORD	PCT. RANK	GAMES	SCHEDULE	OF SCHEDULE	RPI	RPI	RPI	RPI
DIV. I ONLY	9- 12	216	1- 0	171	208	212	212	9	9
DIV. I NON-CONF.	5- 8	224	0- 0	253	303	286	286	9	9
TOTALS	RPI 1-25	RPI 26-50	W-L RECORDS	RPI 51-100	RPI 101-150	RPI 150+			
9- 12	0- 1	0- 0	OVERALL	0- 3	0- 2	9- 6			
6- 6	0- 1	0- 0	HOME	0- 2	0- 1	6- 2			
2- 6	0- 0	0- 0	AWAY	0- 1	0- 1	2- 4			
1- 0	0- 0	0- 0	NEUTRAL	0- 0	0- 0	1- 0			
5- 8	0- 0	0- 0	NON-CONFERENCE	0- 2	0- 1	5- 5			
4- 4	0- 0	0- 0	HOME	0- 2	0- 0	4- 2			
0- 4	0- 0	0- 0	AWAY	0- 0	0- 1	0- 3			
1- 0	0- 0	0- 0	NEUTRAL	0- 0	0- 0	1- 0			
4- 4	0- 1	0- 0	CONFERENCE	0- 1	0- 1	4- 1			
2- 2	0- 1	0- 0	HOME	0- 0	0- 1	2- 0			
2- 2	0- 0	0- 0	AWAY	0- 1	0- 0	2- 1			
0- 0	0- 0	0- 0	NEUTRAL	0- 0	0- 0	0- 0			

RPI 1-25				RPI 26-50				RPI 51-100				RPI 101+ Team's RPI: 212			
RPI	S	Opponent	Score	RPI	S	Opponent	Score	RPI	S	Opponent	Score	RPI	S	Opponent	Score
14	H	UCF	55 68					78	H	Little Rock	60 63	122	H	Tulane	61 62
								82	H	Toledo	48 58	141	A	UAB	54 85
								87	A	Cincinnati	56 80	153	A	South Fla.	47 40
												155	N	Mercer	59 53
												157	H	Louisiana Tech	50 66
												162	A	Tulsa	39 46
												162	H	Tulsa	59 56
												181	A	Arkansas St.	66 77
												182	A	Coastal Caro.	71 90
												187	A	George Washington	38 51
												215	H	Southeast Mo. St.	69 57
												216	H	East Carolina	58 46
												260	H	Samford	53 48
												263	A	Wichita St.	71 50
												305	H	Jackson St.	68 67
												311	H	New Orleans	59 66
												342	H	N.C. Central	77 56
LAST 12 Division I GAMES:															
162	H	Tulsa	59 56	162	A	Tulsa	39 46								
122	H	Tulane	61 62	14	H	UCF	55 68								
87	A	Cincinnati	56 80	187	A	George Washington	38 51								
153	A	South Fla.	47 40	342	H	N.C. Central	77 56								
216	H	East Carolina	58 46	78	H	Little Rock	60 63								
263	A	Wichita St.	71 50	215	H	Southeast Mo. St.	69 57								

Non-Div I Games:

Memphis

■ Loss,
 ■ Non-Conf, S Site,
 ■ Home
 ■ Away
 N Neutral

Average RPI Win:	236	WON-LOST	WINNING	LAST 10	STRENGTH OF	OPP. STRENGTH	TEAM	ADJ.	CONF.	ADJ CONF.
Average RPI Loss:	134	RECORD	PCT. RANK	GAMES	SCHEDULE	OF SCHEDULE	RPI	RPI	RPI	RPI
DIV. I ONLY	15- 7	81	1- 0	292	138	155	155	25	25	
DIV. I NON-CONF.	8- 7	160	0- 0	241	88	190	190	24	24	
TOTALS	RPI 1-25	RPI 26-50	W-L RECORDS	RPI 51-100	RPI 101-150	RPI 150+				
15- 7	0- 2	0- 0	OVERALL	0- 1	1- 1	14- 3				
7- 3	0- 2	0- 0	HOME	0- 0	1- 0	6- 1				
7- 3	0- 0	0- 0	AWAY	0- 1	0- 1	7- 1				
1- 1	0- 0	0- 0	NEUTRAL	0- 0	0- 0	1- 1				
8- 7	0- 2	0- 0	NON-CONFERENCE	0- 1	0- 1	8- 3				
4- 3	0- 2	0- 0	HOME	0- 0	0- 0	4- 1				
3- 3	0- 0	0- 0	AWAY	0- 1	0- 1	3- 1				
1- 1	0- 0	0- 0	NEUTRAL	0- 0	0- 0	1- 1				
7- 0	0- 0	0- 0	CONFERENCE	0- 0	1- 0	6- 0				
3- 0	0- 0	0- 0	HOME	0- 0	1- 0	2- 0				
4- 0	0- 0	0- 0	AWAY	0- 0	0- 0	4- 0				
0- 0	0- 0	0- 0	NEUTRAL	0- 0	0- 0	0- 0				

RPI 1-25				RPI 26-50				RPI 51-100				RPI 101+ Team's RPI: 155			
RPI	S	Opponent	Score	RPI	S	Opponent	Score	RPI	S	Opponent	Score	RPI	S	Opponent	Score
14	H	UCF	42 76					98	A	Wake Forest	54 69	111	A	Georgia	60 67
23	H	Florida St.	56 57									130	H	Chattanooga	65 58
												158	H	Charlotte	57 40
												177	H	UNC Asheville	61 47
												187	A	George Washington	61 53
												208	H	Florida	92 82
												212	N	Memphis	53 59
												217	A	Jacksonville	66 71
												218	N	Bowling Green	76 63
												221	A	Howard	85 70
												240	A	Furman	75 60
												246	H	ETSU	64 41
												260	H	Samford	76 68
												264	H	Columbia	68 72
												277	A	Ga. Southern	79 72
												283	A	Wofford	81 79
												295	H	Kennesaw St.	64 48
												313	A	UNC Greensboro	71 58
												334	A	Western Caro.	69 67
LAST 12 Division I GAMES:															
240	A	Furman	75 60	260	H	Samford	76 68								
283	A	Wofford	81 79	264	H	Columbia	68 72								
246	H	ETSU	64 41	217	A	Jacksonville	66 71								
130	H	Chattanooga	65 58	177	H	UNC Asheville	61 47								
313	A	UNC Greensboro	71 58	187	A	George Washington	61 53								
334	A	Western Caro.	69 67	221	A	Howard	85 70								

Non-Div I Games:

Mercer

Average RPI Win:	131	WON-LOST	WINNING	LAST 10	STRENGTH OF	OPP. STRENGTH	TEAM	ADJ.	CONF.	ADJ CONF.
Average RPI Loss:	29	RECORD	PCT. RANK	GAMES	SCHEDULE	OF SCHEDULE	RPI	RPI	RPI	RPI
DIV. I ONLY	19- 5	30	2- 1	68	7	27	27	1	1	
DIV. I NON-CONF.	12- 3	52	2- 1	139	24	46	46	1	1	
TOTALS	RPI 1-25	RPI 26-50	W-L RECORDS	RPI 51-100	RPI 101-150	RPI 150+				
19- 5	3- 3	0- 2	OVERALL	5- 0	5- 0	6- 0				
13- 2	2- 1	0- 1	HOME	3- 0	4- 0	4- 0				
4- 3	1- 2	0- 1	AWAY	2- 0	0- 0	1- 0				
2- 0	0- 0	0- 0	NEUTRAL	0- 0	1- 0	1- 0				
12- 3	1- 2	0- 1	NON-CONFERENCE	2- 0	3- 0	6- 0				
9- 1	1- 1	0- 0	HOME	2- 0	2- 0	4- 0				
1- 2	0- 1	0- 1	AWAY	0- 0	0- 0	1- 0				
2- 0	0- 0	0- 0	NEUTRAL	0- 0	1- 0	1- 0				
7- 2	2- 1	0- 1	CONFERENCE	3- 0	2- 0	0- 0				
4- 1	1- 0	0- 1	HOME	1- 0	2- 0	0- 0				
3- 1	1- 1	0- 0	AWAY	2- 0	0- 0	0- 0				
0- 0	0- 0	0- 0	NEUTRAL	0- 0	0- 0	0- 0				

RPI 1-25					RPI 26-50					Team's RPI: 27					RPI 51-100					RPI 101+				
RPI	S	Opponent	Score		RPI	S	Opponent	Score		RPI	S	Opponent	Score		RPI	S	Opponent	Score						
8	H	Marquette	63	55	44	A	Purdue	63	74	56	H	Virginia Tech	68	61	101	H	Nebraska	82	68					
10	A	Syracuse	84	71	47	H	Clemson	67	76	63	H	SFA	81	60	102	H	Boston College	76	73					
11	A	Iowa St.	52	75						71	A	Duke	58	50	104	H	Virginia	72	59					
21	H	Central Mich.	80	90						97	H	Hartford	75	62	114	N	Alabama	101	74					
22	H	North Carolina	76	68						98	A	Wake Forest	72	57	131	H	Colorado	73	58					
23	A	Florida St.	58	62											171	N	Vanderbilt	90	65					
															179	H	UMES	71	53					
															188	H	Temple	73	61					
															311	H	New Orleans	78	38					
															316	A	FIU	94	43					
															349	H	Florida A&M	103	54					
LAST 12 Division I GAMES:																								
					97	H	Hartford	75	62	10	A	Syracuse	84	71										
					8	H	Marquette	63	55	22	H	North Carolina	76	68										
					11	A	Iowa St.	52	75	71	A	Duke	58	50										
					104	H	Virginia	72	59	47	H	Clemson	67	76										
					23	A	Florida St.	58	62	98	A	Wake Forest	72	57										
					102	H	Boston College	76	73	56	H	Virginia Tech	68	61										

Non-Div I Games:

Miami (FL)

■ Loss,
■ Non-Conf, S Site,
■ Home
■ Away
N Neutral

Average RPI Win:	191	WON-LOST	WINNING	LAST 10	STRENGTH OF	OPP. STRENGTH	TEAM	ADJ.	CONF.	ADJ CONF.
Average RPI Loss:	119	RECORD	PCT. RANK	GAMES	SCHEDULE	OF SCHEDULE	RPI	RPI	RPI	RPI
DIV. I ONLY	14- 4	35	1- 0	165	134	55	55	7	7	
DIV. I NON-CONF.	8- 2	52	0- 0	319	264	123	123	8	8	
TOTALS	RPI 1-25	RPI 26-50	W-L RECORDS	RPI 51-100	RPI 101-150	RPI 150+				
14- 4	1- 2	1- 0	OVERALL	3- 1	1- 0	8- 1				
6- 1	0- 1	0- 0	HOME	3- 0	1- 0	2- 0				
8- 3	1- 1	1- 0	AWAY	0- 1	0- 0	6- 1				
0- 0	0- 0	0- 0	NEUTRAL	0- 0	0- 0	0- 0				
8- 2	0- 1	0- 0	NON-CONFERENCE	1- 0	1- 0	6- 1				
3- 0	0- 0	0- 0	HOME	1- 0	1- 0	1- 0				
5- 2	0- 1	0- 0	AWAY	0- 0	0- 0	5- 1				
0- 0	0- 0	0- 0	NEUTRAL	0- 0	0- 0	0- 0				
6- 2	1- 1	1- 0	CONFERENCE	2- 1	0- 0	2- 0				
3- 1	0- 1	0- 0	HOME	2- 0	0- 0	1- 0				
3- 1	1- 0	1- 0	AWAY	0- 1	0- 0	1- 0				
0- 0	0- 0	0- 0	NEUTRAL	0- 0	0- 0	0- 0				

RPI	S	Opponent	Score	RPI	S	Opponent	Score	RPI	S	Opponent	Score	RPI	S	Opponent	Score
3	A	Louisville	73 95	40	A	Ohio	67 61	75	H	Kent St.	79 63	125	H	High Point	68 55
21	A	Central Mich.	70 67					82	H	Toledo	65 64	180	H	Ball St.	60 57
25	H	Buffalo	59 66					87	H	Cincinnati	78 65	223	A	Jacksonville St.	58 41
								99	A	Northern Ill.	71 82	275	A	Canisius	62 59
												284	A	Western Mich.	81 62
												294	A	Valparaiso	68 47
												322	H	Eastern Ky.	60 44
												330	A	Detroit Mercy	78 59
												331	A	UIC	65 56
												349	A	Florida A&M	56 57
LAST 12 Division I GAMES:															
284	A	Western Mich.	81 62	82	H	Toledo	65 64								
40	A	Ohio	67 61	99	A	Northern Ill.	71 82								
75	H	Kent St.	79 63	223	A	Jacksonville St.	58 41								
180	H	Ball St.	60 57	349	A	Florida A&M	56 57								
21	A	Central Mich.	70 67	294	A	Valparaiso	68 47								
25	H	Buffalo	59 66	87	H	Cincinnati	78 65								

Non-Div I Games: Ohio Dominican 74 29

Miami (OH)

■ Loss,
 ■ Non-Conf, S Site,
 ■ Home
 ■ Away
 N Neutral

Average RPI Win:	191	WON-LOST	WINNING	LAST 10	STRENGTH OF	OPP. STRENGTH	TEAM	ADJ.	CONF.	ADJ CONF.
Average RPI Loss:	31	RECORD	PCT. RANK	GAMES	SCHEDULE	OF SCHEDULE	RPI	RPI	RPI	RPI
DIV. I ONLY	14- 9	113	1- 1	64	63	57	57	4	4	
DIV. I NON-CONF.	9- 3	61	1- 1	227	137	86	86	6	6	
TOTALS	RPI 1-25	RPI 26-50	W-L RECORDS	RPI 51-100	RPI 101-150	RPI 150+				
14- 9	1- 5	1- 3	OVERALL	1- 0	3- 1	8- 0				
9- 1	1- 1	0- 0	HOME	1- 0	2- 0	5- 0				
3- 7	0- 4	0- 2	AWAY	0- 0	0- 1	3- 0				
2- 1	0- 0	1- 1	NEUTRAL	0- 0	1- 0	0- 0				
9- 3	0- 2	1- 1	NON-CONFERENCE	0- 0	1- 0	7- 0				
5- 0	0- 0	0- 0	HOME	0- 0	0- 0	5- 0				
2- 2	0- 2	0- 0	AWAY	0- 0	0- 0	2- 0				
2- 1	0- 0	1- 1	NEUTRAL	0- 0	1- 0	0- 0				
5- 6	1- 3	0- 2	CONFERENCE	1- 0	2- 1	1- 0				
4- 1	1- 1	0- 0	HOME	1- 0	2- 0	0- 0				
1- 5	0- 2	0- 2	AWAY	0- 0	0- 1	1- 0				
0- 0	0- 0	0- 0	NEUTRAL	0- 0	0- 0	0- 0				

RPI S	Opponent	Score	RPI S	Opponent	Score	RPI S	Opponent	Score	RPI S	Opponent	Score
8	A Marquette	74 85	30	N Texas	52 69	88	H Northwestern	79 78	101	A Nebraska	56 70
9	A NC State	55 66	34	A Indiana	60 70				110	H Ohio St.	62 58
13	A Iowa	61 75	36	N Missouri	70 54				129	H Minnesota	76 60
13	H Iowa	90 81	44	A Purdue	70 71				135	N Washington	80 73
20	A Maryland	69 83							174	H Southern U.	76 35
24	H Michigan St.	73 77							178	A Wisconsin	76 70
									247	H Mt. St. Mary's	88 40
									284	A Western Mich.	79 42
									301	H Morgan St.	70 47
									304	A Oakland	85 59
									330	H Detroit Mercy	95 62
									351	H LIU Brooklyn	83 38
LAST 12 Division I GAMES:											
135	N Washington	80 73	110	H Ohio St.	62 58						
30	N Texas	52 69	13	A Iowa	61 75						
178	A Wisconsin	76 70	20	A Maryland	69 83						
13	H Iowa	90 81	88	H Northwestern	79 78						
24	H Michigan St.	73 77	44	A Purdue	70 71						
34	A Indiana	60 70	129	H Minnesota	76 60						

Non-Div I Games:

Michigan

Average RPI Win: 145		WON-LOST	WINNING	LAST 10	STRENGTH OF	OPP. STRENGTH	TEAM	ADJ.	CONF.	ADJ CONF.
Average RPI Loss: 51		RECORD	PCT. RANK	GAMES	SCHEDULE	OF SCHEDULE	RPI	RPI	RPI	RPI
DIV. I ONLY		16- 5	45	1- 0	56	36	24	24	4	4
DIV. I NON-CONF.		10- 1	17	0- 0	183	38	36	36	6	6
TOTALS		RPI 1-25	RPI 26-50		W-L RECORDS		RPI 51-100	RPI 101-150		RPI 150+
16- 5	3- 2	1- 1		OVERALL		3- 1	2- 1		7- 0	
12- 0	3- 0	1- 0		HOME		1- 0	2- 0		5- 0	
3- 4	0- 1	0- 1		AWAY		2- 1	0- 1		1- 0	
1- 1	0- 1	0- 0		NEUTRAL		0- 0	0- 0		1- 0	
10- 1	1- 1	0- 0		NON-CONFERENCE		2- 0	1- 0		6- 0	
7- 0	1- 0	0- 0		HOME		1- 0	1- 0		4- 0	
2- 0	0- 0	0- 0		AWAY		1- 0	0- 0		1- 0	
1- 1	0- 1	0- 0		NEUTRAL		0- 0	0- 0		1- 0	
6- 4	2- 1	1- 1		CONFERENCE		1- 1	1- 1		1- 0	
5- 0	2- 0	1- 0		HOME		0- 0	1- 0		1- 0	
1- 4	0- 1	0- 1		AWAY		1- 1	0- 1		0- 0	
0- 0	0- 0	0- 0		NEUTRAL		0- 0	0- 0		0- 0	

RPI	S	Opponent	Score	RPI	S	Opponent	Score	RPI	S	Opponent	Score	RPI	S	Opponent	Score
4	H	Oregon	88 82	34	A	Indiana	64 68	57	A	Michigan	77 73	104	H	Virginia	91 66
9	N	NC State	74 78	44	H	Purdue	74 66	83	H	Wright St.	84 68	110	A	Ohio St.	55 65
13	H	Iowa	84 70					88	A	Northwestern	62 70	129	H	Minnesota	86 68
15	A	Rutgers	62 76					97	A	Hartford	74 66	189	H	Illinois	77 60
20	H	Maryland	77 60									218	H	Bowling Green	99 69
												234	H	Texas Southern	91 45
												246	H	ETSU	75 53
												288	H	Fla. Atlantic	89 74
												295	N	Kennesaw St.	75 51
												304	A	Oakland	102 58
LAST 12 Division I GAMES:															
44	H	Purdue	74 66	129	H	Minnesota	86 68								
57	A	Michigan	77 73	34	A	Indiana	64 68								
189	H	Illinois	77 60	88	A	Northwestern	62 70								
15	A	Rutgers	62 76	13	H	Iowa	84 70								
20	H	Maryland	77 60	288	H	Fla. Atlantic	89 74								
110	A	Ohio St.	55 65	97	A	Hartford	74 66								

Non-Div I Games:

Michigan St.

■ Loss,
 ■ Non-Conf,
 ■ S Site,
 ■ H Home
 ■ A Away
 N Neutral

Average RPI Win:	206	WON-LOST	WINNING	LAST 10	STRENGTH OF	OPP. STRENGTH	TEAM	ADJ.	CONF.	ADJ CONF.
Average RPI Loss:	83	RECORD	PCT. RANK	GAMES	SCHEDULE	OF SCHEDULE	RPI	RPI	RPI	RPI
DIV. I ONLY	17- 5	37	0- 1	139	161	58	58	14	14	
DIV. I NON-CONF.	9- 4	85	0- 1	87	203	50	50	18	18	
TOTALS	RPI 1-25	RPI 26-50	W-L RECORDS	RPI 51-100	RPI 101-150	RPI 150+				
17- 5	0- 0	0- 2	OVERALL	1- 1	2- 2	14- 0				
8- 2	0- 0	0- 1	HOME	0- 1	1- 0	7- 0				
7- 3	0- 0	0- 1	AWAY	1- 0	0- 2	6- 0				
2- 0	0- 0	0- 0	NEUTRAL	0- 0	1- 0	1- 0				
9- 4	0- 0	0- 1	NON-CONFERENCE	1- 1	1- 2	7- 0				
4- 1	0- 0	0- 0	HOME	0- 1	0- 0	4- 0				
3- 3	0- 0	0- 1	AWAY	1- 0	0- 2	2- 0				
2- 0	0- 0	0- 0	NEUTRAL	0- 0	1- 0	1- 0				
8- 1	0- 0	0- 1	CONFERENCE	0- 0	1- 0	7- 0				
4- 1	0- 0	0- 1	HOME	0- 0	1- 0	3- 0				
4- 0	0- 0	0- 0	AWAY	0- 0	0- 0	4- 0				
0- 0	0- 0	0- 0	NEUTRAL	0- 0	0- 0	0- 0				

RPI 1-25				RPI 26-50				RPI 51-100				Team's RPI: 58	RPI 101+			
RPI	S	Opponent	Score	RPI	S	Opponent	Score	RPI	S	Opponent	Score		RPI	S	Opponent	Score
				33	A	Kentucky	55 72	64	H	Belmont	38 45		130	N	Chattanooga	58 47
				37	H	Rice	47 60	91	A	Troy	67 64		139	A	Fordham	49 61
													141	H	UAB	60 44
													142	A	Tennessee Tech	64 68
													152	H	Georgia St.	69 54
													157	H	Louisiana Tech	75 38
													171	H	Vanderbilt	65 58
													176	H	North Texas	61 46
													177	H	UNC Asheville	67 46
													183	H	Southern Miss.	66 49
													211	A	UNLV	66 62
													225	N	Dartmouth	70 58
													240	A	Furman	78 71
													276	A	UTSA	72 52
													278	A	UTEP	79 49
													288	A	Fla. Atlantic	74 55
													298	H	Mississippi Val.	101 51
													316	A	FIU	49 43
LAST 12 Division I GAMES:																
				139	A	Fordham	49 61					276	A	UTSA	72 52	
				211	A	UNLV	66 62					157	H	Louisiana Tech	75 38	
				141	H	UAB	60 44					183	H	Southern Miss.	66 49	
				176	H	North Texas	61 46					288	A	Fla. Atlantic	74 55	
				37	H	Rice	47 60					316	A	FIU	49 43	
				278	A	UTEP	79 49					130	N	Chattanooga	58 47	

Non-Div I Games:

Middle Tenn.

■ Loss,
■ Non-Conf, S Site,
■ Home
■ Away
N Neutral

Average RPI Win:	266	WON-LOST	WINNING	LAST 10	STRENGTH OF	OPP. STRENGTH	TEAM	ADJ.	CONF.	ADJ CONF.
Average RPI Loss:	97	RECORD	PCT. RANK	GAMES	SCHEDULE	OF SCHEDULE	RPI	RPI	RPI	RPI
DIV. I ONLY	10- 11	178	0- 1	207	153	193	193	20	20	
DIV. I NON-CONF.	5- 6	177	0- 0	133	117	170	170	17	17	
TOTALS	RPI 1-25	RPI 26-50	W-L RECORDS	RPI 51-100	RPI 101-150	RPI 150+				
10- 11	0- 2	0- 1	OVERALL	0- 4	1- 2	9- 2				
5- 5	0- 2	0- 0	HOME	0- 1	1- 1	4- 1				
4- 6	0- 0	0- 1	AWAY	0- 3	0- 1	4- 1				
1- 0	0- 0	0- 0	NEUTRAL	0- 0	0- 0	1- 0				
5- 6	0- 2	0- 1	NON-CONFERENCE	0- 1	0- 1	5- 1				
2- 3	0- 2	0- 0	HOME	0- 0	0- 0	2- 1				
2- 3	0- 0	0- 1	AWAY	0- 1	0- 1	2- 0				
1- 0	0- 0	0- 0	NEUTRAL	0- 0	0- 0	1- 0				
5- 5	0- 0	0- 0	CONFERENCE	0- 3	1- 1	4- 1				
3- 2	0- 0	0- 0	HOME	0- 1	1- 1	2- 0				
2- 3	0- 0	0- 0	AWAY	0- 2	0- 0	2- 1				
0- 0	0- 0	0- 0	NEUTRAL	0- 0	0- 0	0- 0				

RPI 1-25				RPI 26-50				RPI 51-100				RPI 101+ Team's RPI: 193			
RPI	S	Opponent	Score	RPI	S	Opponent	Score	RPI	S	Opponent	Score	RPI	S	Opponent	Score
8	H	Marquette	74 83	34	A	Indiana	66 68	53	A	Saint Mary's (CA)	71 73	126	H	Youngstown St.	71 68
23	H	Florida St.	62 87					72	A	Green Bay	45 59	128	A	Fresno St.	48 65
								72	H	Green Bay	62 76	134	H	IUPUI	66 67
								83	A	Wright St.	57 61	170	N	UC Riverside	56 54
												178	H	Wisconsin	57 68
												222	A	North Dakota	64 46
												264	H	Columbia	78 65
												269	H	Cleveland St.	59 53
												281	A	Northern Ky.	54 55
												304	A	Oakland	79 52
												312	A	North Dakota St.	57 55
												330	A	Detroit Mercy	62 44
												331	H	UIC	72 53
												332	H	Purdue Fort Wayne	70 48
LAST 12 Division I GAMES:															
72	A	Green Bay	45 59	126	H	Youngstown St.	71 68								
331	H	UIC	72 53	83	A	Wright St.	57 61								
134	H	IUPUI	66 67	281	A	Northern Ky.	54 55								
330	A	Detroit Mercy	62 44	72	H	Green Bay	62 76								
304	A	Oakland	79 52	23	H	Florida St.	62 87								
269	H	Cleveland St.	59 53	312	A	North Dakota St.	57 55								

Non-Div I Games:

Milwaukee

■ Loss,
■ Non-Conf,
■ S Site,
■ H Home
■ A Away
N Neutral

Average RPI Win:	200	WON-LOST	WINNING	LAST 10	STRENGTH OF	OPP. STRENGTH	TEAM	ADJ.	CONF.	ADJ CONF.
Average RPI Loss:	77	RECORD	PCT. RANK	GAMES	SCHEDULE	OF SCHEDULE	RPI	RPI	RPI	RPI
DIV. I ONLY	15- 7	81	1- 0	200	67	129	129	4	4	
DIV. I NON-CONF.	11- 0	1	0- 0	334	183	83	83	6	6	
TOTALS	RPI 1-25	RPI 26-50	W-L RECORDS	RPI 51-100	RPI 101-150	RPI 150+				
15- 7	2- 2	0- 1	OVERALL	1- 1	1- 2	11- 1				
11- 4	2- 1	0- 1	HOME	0- 0	0- 1	9- 1				
4- 3	0- 1	0- 0	AWAY	1- 1	1- 1	2- 0				
0- 0	0- 0	0- 0	NEUTRAL	0- 0	0- 0	0- 0				
11- 0	1- 0	0- 0	NON-CONFERENCE	0- 0	1- 0	9- 0				
9- 0	1- 0	0- 0	HOME	0- 0	0- 0	8- 0				
2- 0	0- 0	0- 0	AWAY	0- 0	1- 0	1- 0				
0- 0	0- 0	0- 0	NEUTRAL	0- 0	0- 0	0- 0				
4- 7	1- 2	0- 1	CONFERENCE	1- 1	0- 2	2- 1				
2- 4	1- 1	0- 1	HOME	0- 0	0- 1	1- 1				
2- 3	0- 1	0- 0	AWAY	1- 1	0- 1	1- 0				
0- 0	0- 0	0- 0	NEUTRAL	0- 0	0- 0	0- 0				

RPI 1-25				RPI 26-50				RPI 51-100				RPI 101+ Team's RPI: 129			
RPI	S	Opponent	Score	RPI	S	Opponent	Score	RPI	S	Opponent	Score	RPI	S	Opponent	Score
10	H	Syracuse	72 68	44	H	Purdue	53 64	57	A	Michigan	60 76	101	A	Nebraska	57 63
13	H	Iowa	63 81					88	A	Northwestern	61 54	102	A	Boston College	77 69
15	H	Rutgers	60 46									110	H	Ohio St.	55 65
24	A	Michigan St.	68 86									169	A	Xavier	78 53
												178	A	Wisconsin	78 50
												178	H	Wisconsin	74 56
												189	H	Illinois	62 66
												199	H	Rhode Island	91 71
												248	H	Cornell	65 45
												253	H	Air Force	67 50
												254	H	San Diego	53 48
												315	H	Coppin St.	84 52
												324	H	Incarinate Word	75 39
												328	H	New Hampshire	70 47
												346	H	Ark.-Pine Bluff	84 42
LAST 12 Division I GAMES:															
15	H	Rutgers	60 46	13	H	Iowa	63 81								
88	A	Northwestern	61 54	24	A	Michigan St.	68 86								
110	H	Ohio St.	55 65	189	H	Illinois	62 66								
44	H	Purdue	53 64	57	A	Michigan	60 76								
101	A	Nebraska	57 63	178	H	Wisconsin	74 56								
178	A	Wisconsin	78 50	199	H	Rhode Island	91 71								

Non-Div I Games:

Minnesota

■ Loss,
■ Non-Conf,
■ S Site,
■ H Home
■ A Away
N Neutral

Average RPI Win:	132	WON-LOST	WINNING	LAST 10	STRENGTH OF	OPP. STRENGTH	TEAM	ADJ.	CONF.	ADJ CONF.
Average RPI Loss:	4	RECORD	PCT. RANK	GAMES	SCHEDULE	OF SCHEDULE	RPI	RPI	RPI	RPI
DIV. I ONLY	21- 1	1	1- 0	53	38	7	7	5	5	
DIV. I NON-CONF.	12- 1	11	0- 0	95	40	13	13	5	5	
TOTALS	RPI 1-25	RPI 26-50	W-L RECORDS	RPI 51-100	RPI 101-150	RPI 150+				
21- 1	2- 1	2- 0	OVERALL	5- 0	4- 0	8- 0				
11- 0	2- 0	1- 0	HOME	1- 0	1- 0	6- 0				
10- 1	0- 1	1- 0	AWAY	4- 0	3- 0	2- 0				
0- 0	0- 0	0- 0	NEUTRAL	0- 0	0- 0	0- 0				
12- 1	1- 1	1- 0	NON-CONFERENCE	2- 0	2- 0	6- 0				
7- 0	1- 0	0- 0	HOME	1- 0	0- 0	5- 0				
5- 1	0- 1	1- 0	AWAY	1- 0	2- 0	1- 0				
0- 0	0- 0	0- 0	NEUTRAL	0- 0	0- 0	0- 0				
9- 0	1- 0	1- 0	CONFERENCE	3- 0	2- 0	2- 0				
4- 0	1- 0	1- 0	HOME	0- 0	1- 0	1- 0				
5- 0	0- 0	0- 0	AWAY	3- 0	1- 0	1- 0				
0- 0	0- 0	0- 0	NEUTRAL	0- 0	0- 0	0- 0				

RPI	S	Opponent	Score	RPI	S	Opponent	Score	RPI	S	Opponent	Score	RPI	S	Opponent	Score
4	A	Oregon	74 82	30	A	Texas	67 49	51	A	Auburn	85 59	104	A	Virginia	72 44
8	H	Marquette	87 82	33	H	Kentucky	86 71	54	A	LSU	68 35	111	H	Georgia	80 71
16	H	South Carolina	89 74					69	H	Lamar University	104 53	114	A	Alabama	65 49
								73	A	Arkansas	93 69	135	A	Washington	103 56
								78	A	Little Rock	98 63	183	A	Southern Miss.	86 42
												201	H	Ole Miss	80 49
												208	A	Florida	90 42
												215	H	Southeast Mo. St.	88 53
												237	H	Louisiana	104 36
												240	H	Furman	106 41
												305	H	Jackson St.	105 38
												315	H	Coppin St.	110 38
LAST 12 Division I GAMES:															
114	A	Alabama	65 49	111	H	Georgia	80 71								
54	A	LSU	68 35	33	H	Kentucky	86 71								
201	H	Ole Miss	80 49	73	A	Arkansas	93 69								
208	A	Florida	90 42	237	H	Louisiana	104 36								
16	H	South Carolina	89 74	135	A	Washington	103 56								
51	A	Auburn	85 59	4	A	Oregon	74 82								

Non-Div I Games:

Mississippi St.

Average RPI Win:	264	WON-LOST	WINNING	LAST 10	STRENGTH OF	OPP. STRENGTH	TEAM	ADJ.	CONF.	ADJ CONF.
Average RPI Loss:	194	RECORD	PCT. RANK	GAMES	SCHEDULE	OF SCHEDULE	RPI	RPI	RPI	RPI
DIV. I ONLY	4- 16	314	1- 0	248	339	298	298	29	29	
DIV. I NON-CONF.	1- 10	330	0- 0	78	325	266	266	26	26	
TOTALS	RPI 1-25	RPI 26-50	W-L RECORDS	RPI 51-100	RPI 101-150	RPI 150+				
4- 16	0- 0	0- 1	OVERALL	0- 2	0- 1	4- 12				
1- 4	0- 0	0- 0	HOME	0- 0	0- 0	1- 4				
3- 11	0- 0	0- 1	AWAY	0- 1	0- 1	3- 8				
0- 1	0- 0	0- 0	NEUTRAL	0- 1	0- 0	0- 0				
1- 10	0- 0	0- 1	NON-CONFERENCE	0- 2	0- 1	1- 6				
0- 1	0- 0	0- 0	HOME	0- 0	0- 0	0- 1				
1- 8	0- 0	0- 1	AWAY	0- 1	0- 1	1- 5				
0- 1	0- 0	0- 0	NEUTRAL	0- 1	0- 0	0- 0				
3- 6	0- 0	0- 0	CONFERENCE	0- 0	0- 0	3- 6				
1- 3	0- 0	0- 0	HOME	0- 0	0- 0	1- 3				
2- 3	0- 0	0- 0	AWAY	0- 0	0- 0	2- 3				
0- 0	0- 0	0- 0	NEUTRAL	0- 0	0- 0	0- 0				

RPI S	Opponent	Score	RPI S	Opponent	Score	RPI S	Opponent	Score	RPI S	Opponent	Score	Team's RPI: 298
50	A TCU	47 96	58	A Middle Tenn.	51 101	132	A UT Martin	51 110	161	H North Ala.	72 86	
			91	N Troy	54 75	174	A Southern U.	67 74	181	A Arkansas St.	57 60	
						183	A Southern Miss.	60 67	184	A Nicholls St.	47 72	
						192	H Prairie View	65 75	200	A Grambling	54 52	
						202	A SMU	47 62	226	H Alabama St.	64 62	
						234	H Texas Southern	50 68	282	A Austin Peay	95 89	
						303	H Alabama A&M	60 80	305	A Jackson St.	56 87	
						310	A La.-Monroe	65 72	346	A Ark.-Pine Bluff	62 56	
						350	A Alcorn	63 73				
LAST 12 Division I GAMES:												
200	A Grambling	54 52	226	H Alabama St.	64 62	303	H Alabama A&M	60 80				
305	A Jackson St.	56 87	346	A Ark.-Pine Bluff	62 56	132	A UT Martin	51 110				
234	H Texas Southern	50 68	161	H North Ala.	72 86	181	A Arkansas St.	57 60				
192	H Prairie View	65 75										
174	A Southern U.	67 74										
350	A Alcorn	63 73										

Non-Div I Games:

Mississippi Val.

■ Loss,
 ■ Non-Conf,
 ■ S Site,
 ■ Home
 ■ A Away
 N Neutral

Missouri

Through Games Of Feb. 4, 2019

Average RPI Win:	137	WON-LOST	WINNING	LAST 10	STRENGTH OF	OPP. STRENGTH	TEAM	ADJ.	CONF.	ADJ CONF.
Average RPI Loss:	68	RECORD	PCT. RANK	GAMES	SCHEDULE	OF SCHEDULE	RPI	RPI	RPI	RPI
DIV. I ONLY	16- 7	72	1- 0	46	65	36	36	5	5	
DIV. I NON-CONF.	11- 3	56	1- 0	84	97	44	44	5	5	
TOTALS	RPI 1-25	RPI 26-50	W-L RECORDS	RPI 51-100	RPI 101-150	RPI 150+				
16- 7	0- 1	0- 2	OVERALL	7- 3	1- 0	8- 1				
9- 2	0- 0	0- 1	HOME	3- 1	1- 0	5- 0				
5- 4	0- 1	0- 1	AWAY	2- 1	0- 0	3- 1				
2- 1	0- 0	0- 0	NEUTRAL	2- 1	0- 0	0- 0				
11- 3	0- 0	0- 1	NON-CONFERENCE	4- 2	0- 0	7- 0				
5- 2	0- 0	0- 1	HOME	1- 1	0- 0	4- 0				
4- 0	0- 0	0- 0	AWAY	1- 0	0- 0	3- 0				
2- 1	0- 0	0- 0	NEUTRAL	2- 1	0- 0	0- 0				
5- 4	0- 1	0- 1	CONFERENCE	3- 1	1- 0	1- 1				
4- 0	0- 0	0- 0	HOME	2- 0	1- 0	1- 0				
1- 4	0- 1	0- 1	AWAY	1- 1	0- 0	0- 1				
0- 0	0- 0	0- 0	NEUTRAL	0- 0	0- 0	0- 0				

RPI 1-25				RPI 26-50				Team's RPI: 36	RPI 51-100				RPI 101+			
RPI	S	Opponent	Score	RPI	S	Opponent	Score		RPI	S	Opponent	Score	RPI	S	Opponent	Score
16	A	South Carolina	65 79	33	A	Kentucky	41 52		51	H	Auburn	74 65	111	H	Georgia	61 35
				35	H	South Dakota	61 74		54	A	LSU	51 61	175	H	Texas St.	69 50
									57	N	Michigan	54 70	181	H	Arkansas St.	70 50
									61	A	Tennessee	66 64	189	A	Illinois	67 45
									62	N	Quinnipiac	65 51	196	A	Saint Louis	74 62
									65	A	West Virginia	68 51	201	H	Ole Miss	78 55
									66	H	Missouri St.	65 61	208	A	Florida	56 58
									71	N	Duke	62 54	219	H	UMKC	66 59
									72	H	Green Bay	49 56	236	H	SIUE	59 36
									73	H	Arkansas	71 53	242	A	Western Ill.	89 64
LAST 12 Division I GAMES:																
71	N	Duke	62 54	111	H	Georgia	61 35									
62	N	Quinnipiac	65 51	208	A	Florida	56 58									
54	A	LSU	51 61	73	H	Arkansas	71 53									
51	H	Auburn	74 65	61	A	Tennessee	66 64									
33	A	Kentucky	41 52	201	H	Ole Miss	78 55									
16	A	South Carolina	65 79	181	H	Arkansas St.	70 50									

Non-Div I Games:

Missouri

■ Loss,
 ■ Non-Conf,
 ■ S Site,
 ■ H Home
 ■ A Away
 N Neutral

Average RPI Win:	176	WON-LOST	WINNING	LAST 10	STRENGTH OF	OPP. STRENGTH	TEAM	ADJ.	CONF.	ADJ CONF.
Average RPI Loss:	104	RECORD	PCT. RANK	GAMES	SCHEDULE	OF SCHEDULE	RPI	RPI	RPI	RPI
DIV. I ONLY	13- 7	96	1- 0	75	123	66	66	13	13	
DIV. I NON-CONF.	4- 7	228	0- 0	52	60	156	156	14	14	
TOTALS	RPI 1-25	RPI 26-50	W-L RECORDS	RPI 51-100	RPI 101-150	RPI 150+				
13- 7	1- 1	0- 3	OVERALL	2- 0	0- 0	10- 3				
7- 2	0- 1	0- 1	HOME	1- 0	0- 0	6- 0				
4- 5	1- 0	0- 2	AWAY	1- 0	0- 0	2- 3				
2- 0	0- 0	0- 0	NEUTRAL	0- 0	0- 0	2- 0				
4- 7	0- 1	0- 3	NON-CONFERENCE	1- 0	0- 0	3- 3				
2- 2	0- 1	0- 1	HOME	1- 0	0- 0	1- 0				
0- 5	0- 0	0- 2	AWAY	0- 0	0- 0	0- 3				
2- 0	0- 0	0- 0	NEUTRAL	0- 0	0- 0	2- 0				
9- 0	1- 0	0- 0	CONFERENCE	1- 0	0- 0	7- 0				
5- 0	0- 0	0- 0	HOME	0- 0	0- 0	5- 0				
4- 0	1- 0	0- 0	AWAY	1- 0	0- 0	2- 0				
0- 0	0- 0	0- 0	NEUTRAL	0- 0	0- 0	0- 0				

RPI 1-25				RPI 26-50				RPI 51-100				RPI 101+			
RPI	S	Opponent	Score	RPI	S	Opponent	Score	RPI	S	Opponent	Score	RPI	S	Opponent	Score
12	H	Gonzaga	67 70	34	A	Indiana	74 98	78	H	Little Rock	48 44	154	H	Southern Ill.	66 51
19	A	Drake	85 79	35	H	South Dakota	74 85	93	A	UNI	63 58	156	A	Bradley	68 56
				36	A	Missouri	61 65					157	N	Louisiana Tech	82 70
												172	A	Santa Clara	73 77
												173	H	Indiana St.	71 58
												176	A	North Texas	76 83
												180	H	Ball St.	74 54
												186	A	Illinois St.	59 47
												227	H	Loyola Chicago	84 49
												236	N	SIUE	68 65
												263	A	Wichita St.	60 63
												294	H	Valparaiso	108 63
												338	H	Evansville	88 66
LAST 12 Division I GAMES:															
				93	A	UNI	63 58	154	H	Southern Ill.	66 51				
				19	A	Drake	85 79	338	H	Evansville	88 66				
				294	H	Valparaiso	108 63	173	H	Indiana St.	71 58				
				227	H	Loyola Chicago	84 49	78	H	Little Rock	48 44				
				186	A	Illinois St.	59 47	236	N	SIUE	68 65				
				156	A	Bradley	68 56	157	N	Louisiana Tech	82 70				

Non-Div I Games:

Missouri St.

■ Loss,
■ Non-Conf, S Site,
■ Home
■ Away
N Neutral

Average RPI Win: 255	WON-LOST	WINNING	LAST 10	STRENGTH OF	OPP. STRENGTH	TEAM	ADJ.	CONF.	ADJ CONF.
Average RPI Loss: 157	RECORD	PCT. RANK	GAMES	SCHEDULE	OF SCHEDULE	RPI	RPI	RPI	RPI
DIV. I ONLY	8- 12	231	1- 0	201	242	227	227	27	27
DIV. I NON-CONF.	4- 7	228	0- 0	199	224	232	232	28	28
TOTALS	RPI 1-25	RPI 26-50	W-L RECORDS	RPI 51-100	RPI 101-150	RPI 150+			
8- 12	0- 0	0- 1	OVERALL	0- 4	0- 2	8- 5			
4- 6	0- 0	0- 1	HOME	0- 2	0- 0	4- 3			
4- 6	0- 0	0- 0	AWAY	0- 2	0- 2	4- 2			
0- 0	0- 0	0- 0	NEUTRAL	0- 0	0- 0	0- 0			
4- 7	0- 0	0- 1	NON-CONFERENCE	0- 2	0- 1	4- 3			
2- 3	0- 0	0- 1	HOME	0- 1	0- 0	2- 1			
2- 4	0- 0	0- 0	AWAY	0- 1	0- 1	2- 2			
0- 0	0- 0	0- 0	NEUTRAL	0- 0	0- 0	0- 0			
4- 5	0- 0	0- 0	CONFERENCE	0- 2	0- 1	4- 2			
2- 3	0- 0	0- 0	HOME	0- 1	0- 0	2- 2			
2- 2	0- 0	0- 0	AWAY	0- 1	0- 1	2- 0			
0- 0	0- 0	0- 0	NEUTRAL	0- 0	0- 0	0- 0			

RPI S	Opponent	Score	RPI S	Opponent	Score	RPI S	Opponent	Score	RPI S	Opponent	Score	Team's RPI: 227
48	H Bucknell	32 70	56	A Virginia Tech	49 82	136	A Lehigh	48 63				
			62	A Quinnipiac	38 67	150	A Marist	45 69				
			62	H Quinnipiac	46 58	187	A George Washington	55 51				
			77	H Princeton	47 79	194	H Rider	43 55				
						214	H Navy	68 67				
						216	A East Carolina	67 73				
						230	H Niagara	76 54				
						239	H Albany (NY)	64 56				
						244	A Sacred Heart	55 50				
						271	H Siena	68 77				
						275	H Canisius	67 61				
						297	H Loyola Maryland	67 75				
						317	A Fairfield	73 63				
						320	A Lafayette	69 73				
						333	A Iona	55 38				
LAST 12 Division I GAMES:												
317	A Fairfield	73 63	62	A Quinnipiac	38 67							
62	H Quinnipiac	46 58	194	H Rider	43 55							
230	H Niagara	76 54	333	A Iona	55 38							
275	H Canisius	67 61	297	H Loyola Maryland	67 75							
271	H Siena	68 77	214	H Navy	68 67							
150	A Marist	45 69	77	H Princeton	47 79							

Non-Div I Games:

Monmouth

Montana

Through Games Of Feb. 4, 2019

Average RPI Win:	210	WON-LOST	WINNING	LAST 10	STRENGTH OF	OPP. STRENGTH	TEAM	ADJ.	CONF.	ADJ CONF.
Average RPI Loss:	104	RECORD	PCT. RANK	GAMES	SCHEDULE	OF SCHEDULE	RPI	RPI	RPI	RPI
DIV. I ONLY	9- 9	161	1- 0	121	139	145	145	16	16	
DIV. I NON-CONF.	4- 4	162	1- 0	34	87	77	77	12	12	
TOTALS	RPI 1-25	RPI 26-50	W-L RECORDS	RPI 51-100	RPI 101-150	RPI 150+				
9- 9	0- 1	0- 1	OVERALL	3- 2	0- 3	6- 2				
5- 3	0- 0	0- 1	HOME	3- 0	0- 1	2- 1				
3- 6	0- 1	0- 0	AWAY	0- 2	0- 2	3- 1				
1- 0	0- 0	0- 0	NEUTRAL	0- 0	0- 0	1- 0				
4- 4	0- 1	0- 1	NON-CONFERENCE	2- 1	0- 1	2- 0				
2- 1	0- 0	0- 1	HOME	2- 0	0- 0	0- 0				
1- 3	0- 1	0- 0	AWAY	0- 1	0- 1	1- 0				
1- 0	0- 0	0- 0	NEUTRAL	0- 0	0- 0	1- 0				
5- 5	0- 0	0- 0	CONFERENCE	1- 1	0- 2	4- 2				
3- 2	0- 0	0- 0	HOME	1- 0	0- 1	2- 1				
2- 3	0- 0	0- 0	AWAY	0- 1	0- 1	2- 1				
0- 0	0- 0	0- 0	NEUTRAL	0- 0	0- 0	0- 0				

RPI	S	Opponent	Score	RPI	S	Opponent	Score	RPI	S	Opponent	Score	RPI	S	Opponent	Score	Team's RPI: 145
12	A	Gonzaga	52 76	35	H	South Dakota	41 64	70	A	Arizona	51 100	109	H	Northern Colo.	62 73	
								74	A	Idaho St.	34 50	135	A	Washington	54 69	
								79	H	UC Davis	62 56	140	A	Montana St.	52 74	
								96	H	Idaho	82 79	163	A	Portland St.	60 78	
								99	H	Northern Ill.	86 70	197	H	Eastern Wash.	62 68	
												206	N	Saint Francis (PA)	79 77	
												238	A	Sacramento St.	88 86	
												258	H	Southern Utah	79 57	
												265	H	Northern Ariz.	78 62	
												308	A	Weber St.	72 60	
												340	A	Grand Canyon	69 47	
LAST 12 Division I GAMES:																
206	N	Saint Francis (PA)	79 77	109	H	Northern Colo.	62 73									
79	H	UC Davis	62 56	197	H	Eastern Wash.	62 68									
140	A	Montana St.	52 74	163	A	Portland St.	60 78									
308	A	Weber St.	72 60	238	A	Sacramento St.	88 86									
74	A	Idaho St.	34 50	258	H	Southern Utah	79 57									
96	H	Idaho	82 79	265	H	Northern Ariz.	78 62									

Non-Div I Games: Providence (MT) 90 45

Montana

Loss, Non-Conf, S Site, H Home A Away N Neutral

Average RPI Win:	223	WON-LOST	WINNING	LAST 10	STRENGTH OF	OPP. STRENGTH	TEAM	ADJ.	CONF.	ADJ CONF.
Average RPI Loss:	83	RECORD	PCT. RANK	GAMES	SCHEDULE	OF SCHEDULE	RPI	RPI	RPI	RPI
DIV. I ONLY	10- 10	161	1- 0	106	127	140	140	16	16	
DIV. I NON-CONF.	4- 5	190	1- 0	46	54	97	97	12	12	
TOTALS	RPI 1-25	RPI 26-50	W-L RECORDS	RPI 51-100	RPI 101-150	RPI 150+				
10- 10	0- 1	0- 3	OVERALL	0- 3	2- 1	8- 2				
5- 4	0- 0	0- 1	HOME	0- 1	1- 1	4- 1				
4- 6	0- 1	0- 2	AWAY	0- 2	1- 0	3- 1				
1- 0	0- 0	0- 0	NEUTRAL	0- 0	0- 0	1- 0				
4- 5	0- 1	0- 3	NON-CONFERENCE	0- 1	0- 0	4- 0				
2- 1	0- 0	0- 1	HOME	0- 0	0- 0	2- 0				
1- 4	0- 1	0- 2	AWAY	0- 1	0- 0	1- 0				
1- 0	0- 0	0- 0	NEUTRAL	0- 0	0- 0	1- 0				
6- 5	0- 0	0- 0	CONFERENCE	0- 2	2- 1	4- 2				
3- 3	0- 0	0- 0	HOME	0- 1	1- 1	2- 1				
3- 2	0- 0	0- 0	AWAY	0- 1	1- 0	2- 1				
0- 0	0- 0	0- 0	NEUTRAL	0- 0	0- 0	0- 0				

RPI S	Opponent	Score	RPI S	Opponent	Score	RPI S	Opponent	Score	RPI S	Opponent	Score	Team's RPI: 140
8	A Marquette	52 100	28	H South Dakota St.	67 88	63	A SFA	53 60	109	A Northern Colo.	79 66	
			46	A Wyoming	58 66	74	A Idaho St.	43 61	109	H Northern Colo.	73 84	
			50	A TCU	49 71	96	H Idaho	66 82	145	H Montana	74 52	
									163	A Portland St.	53 55	
									163	N Delaware	69 60	
									175	A Texas St.	67 59	
									197	H Eastern Wash.	87 89	
									238	A Sacramento St.	69 53	
									250	H Long Beach St.	85 62	
									258	H Southern Utah	69 64	
									265	H Northern Ariz.	80 70	
									308	A Weber St.	66 59	
									321	H Omaha	59 56	
LAST 12 Division I GAMES:												
175	A Texas St.	67 59	109	A Northern Colo.	79 66							
109	H Northern Colo.	73 84	96	H Idaho	66 82							
145	H Montana	74 52	238	A Sacramento St.	69 53							
74	A Idaho St.	43 61	163	A Portland St.	53 55							
308	A Weber St.	66 59	265	H Northern Ariz.	80 70							
197	H Eastern Wash.	87 89	258	H Southern Utah	69 64							

Non-Div I Games: Carroll (MT) 64 48

Montana St.

Loss, Non-Conf, S Site, H Home A Away N Neutral

Average RPI Win:	248	WON-LOST	WINNING	LAST 10	STRENGTH OF	OPP. STRENGTH	TEAM	ADJ.	CONF.	ADJ CONF.
Average RPI Loss:	140	RECORD	PCT. RANK	GAMES	SCHEDULE	OF SCHEDULE	RPI	RPI	RPI	RPI
DIV. I ONLY	15- 6	64	1- 0	227	294	116	116	22	22	
DIV. I NON-CONF.	7- 4	109	0- 0	268	292	157	157	20	20	
TOTALS	RPI 1-25	RPI 26-50	W-L RECORDS	RPI 51-100	RPI 101-150	RPI 150+				
15- 6	0- 1	0- 1	OVERALL	0- 1	3- 0	12- 3				
8- 1	0- 0	0- 0	HOME	0- 0	2- 0	6- 1				
7- 5	0- 1	0- 1	AWAY	0- 1	1- 0	6- 2				
0- 0	0- 0	0- 0	NEUTRAL	0- 0	0- 0	0- 0				
7- 4	0- 1	0- 1	NON-CONFERENCE	0- 0	1- 0	6- 2				
4- 1	0- 0	0- 0	HOME	0- 0	0- 0	4- 1				
3- 3	0- 1	0- 1	AWAY	0- 0	1- 0	2- 1				
0- 0	0- 0	0- 0	NEUTRAL	0- 0	0- 0	0- 0				
8- 2	0- 0	0- 0	CONFERENCE	0- 1	2- 0	6- 1				
4- 0	0- 0	0- 0	HOME	0- 0	2- 0	2- 0				
4- 2	0- 0	0- 0	AWAY	0- 1	0- 0	4- 1				
0- 0	0- 0	0- 0	NEUTRAL	0- 0	0- 0	0- 0				

RPI 1-25				RPI 26-50				RPI 51-100				RPI 101+ Team's RPI: 116			
RPI	S	Opponent	Score	RPI	S	Opponent	Score	RPI	S	Opponent	Score	RPI	S	Opponent	Score
2	A	Baylor	58 96	33	A	Kentucky	57 87	64	A	Belmont	50 77	120	A	Radford	79 72
												132	H	UT Martin	85 75
												142	H	Tennessee Tech	77 56
												206	A	Saint Francis (PA)	83 89
												215	H	Southeast Mo. St.	82 54
												223	H	Jacksonville St.	66 55
												233	A	N.C. A&T	72 67
												236	A	SIUE	73 67
												255	H	St. Francis Brooklyn	94 101
												261	A	Gardner-Webb	84 69
												279	A	Eastern Ill.	67 57
												282	A	Austin Peay	80 81
												289	A	Murray St.	83 61
												290	A	Tennessee St.	85 62
												294	H	Valparaiso	68 62
												325	H	Lipscomb	79 44
												338	H	Evansville	85 63
												345	H	Chicago St.	104 68
LAST 12 Division I GAMES:															
279	A	Eastern Ill.	67 57	290	A	Tennessee St.	85 62								
236	A	SIUE	73 67	64	A	Belmont	50 77								
223	H	Jacksonville St.	66 55	282	A	Austin Peay	80 81								
142	H	Tennessee Tech	77 56	289	A	Murray St.	83 61								
132	H	UT Martin	85 75	325	H	Lipscomb	79 44								
215	H	Southeast Mo. St.	82 54	206	A	Saint Francis (PA)	83 89								

Non-Div I Games: Alice Lloyd 121 56 Ky. Christian 119 28

Morehead St.

■ Loss,
 ■ Non-Conf,
 ■ S Site,
 ■ Home
 ■ A Away
 N Neutral

Average RPI Win:	326	WON-LOST	WINNING	LAST 10	STRENGTH OF	OPP. STRENGTH	TEAM	ADJ.	CONF.	ADJ CONF.
Average RPI Loss:	172	RECORD	PCT. RANK	GAMES	SCHEDULE	OF SCHEDULE	RPI	RPI	RPI	RPI
DIV. I ONLY	6- 15	283	0- 1	269	333	301	301	32	32	
DIV. I NON-CONF.	1- 11	335	0- 1	147	217	316	316	32	32	
TOTALS	RPI 1-25	RPI 26-50	W-L RECORDS	RPI 51-100	RPI 101-150	RPI 150+				
6- 15	0- 1	0- 0	OVERALL	0- 4	0- 2	6- 8				
4- 4	0- 0	0- 0	HOME	0- 0	0- 0	4- 4				
2- 8	0- 0	0- 0	AWAY	0- 4	0- 1	2- 3				
0- 3	0- 1	0- 0	NEUTRAL	0- 0	0- 1	0- 1				
1- 11	0- 1	0- 0	NON-CONFERENCE	0- 4	0- 2	1- 4				
1- 2	0- 0	0- 0	HOME	0- 0	0- 0	1- 2				
0- 6	0- 0	0- 0	AWAY	0- 4	0- 1	0- 1				
0- 3	0- 1	0- 0	NEUTRAL	0- 0	0- 1	0- 1				
5- 4	0- 0	0- 0	CONFERENCE	0- 0	0- 0	5- 4				
3- 2	0- 0	0- 0	HOME	0- 0	0- 0	3- 2				
2- 2	0- 0	0- 0	AWAY	0- 0	0- 0	2- 2				
0- 0	0- 0	0- 0	NEUTRAL	0- 0	0- 0	0- 0				

RPI S	Opponent	Score	RPI S	Opponent	Score	RPI S	Opponent	Score	RPI S	Opponent	Score	Team's RPI: 301
20 N	Maryland	44 68				57 A	Michigan	47 70	111 N	Georgia	33 60	
						63 A	SFA	42 69	117 A	Western Ky.	43 90	
						65 A	West Virginia	37 72	179 H	UMES	68 73	
						97 A	Hartford	59 80	221 A	Howard	56 79	
									230 N	Niagara	57 67	
									233 A	N.C. A&T	29 62	
									267 H	Bethune-Cookman	69 73	
									292 H	South Carolina St.	62 51	
									299 H	Central Conn. St.	36 60	
									302 H	UMBC	68 73	
									307 H	UMass Lowell	61 49	
									315 A	Coppin St.	74 57	
									316 A	FIU	50 59	
									342 A	N.C. Central	65 62	
									348 H	Savannah St.	63 47	
									349 H	Florida A&M	75 71	
LAST 12 Division I GAMES:												
230 N	Niagara	57 67	221 A	Howard	56 79							
315 A	Coppin St.	74 57	292 H	South Carolina St.	62 51							
349 H	Florida A&M	75 71	348 H	Savannah St.	63 47							
267 H	Bethune-Cookman	69 73	179 H	UMES	68 73							
342 A	N.C. Central	65 62	307 H	UMass Lowell	61 49							
233 A	N.C. A&T	29 62	302 H	UMBC	68 73							

Non-Div I Games: Washington Adventis60 43 Lincoln (PA) 46 51

Morgan St.

Loss, Non-Conf, S Site, H Home A Away N Neutral

Mt. St. Mary's

Through Games Of Feb. 4, 2019

Average RPI Win:	261	WON-LOST	WINNING	LAST 10	STRENGTH OF	OPP. STRENGTH	TEAM	ADJ.	CONF.	ADJ CONF.
Average RPI Loss:	189	RECORD	PCT. RANK	GAMES	SCHEDULE	OF SCHEDULE	RPI	RPI	RPI	RPI
DIV. I ONLY	9- 10	187	0- 1	301	323	247	247	31	31	
DIV. I NON-CONF.	5- 5	162	0- 0	159	256	146	146	31	31	
TOTALS	RPI 1-25	RPI 26-50	W-L RECORDS	RPI 51-100	RPI 101-150	RPI 150+				
9- 10	0- 0	0- 0	OVERALL	0- 2	2- 1	7- 7				
5- 3	0- 0	0- 0	HOME	0- 0	2- 0	3- 3				
4- 7	0- 0	0- 0	AWAY	0- 2	0- 1	4- 4				
0- 0	0- 0	0- 0	NEUTRAL	0- 0	0- 0	0- 0				
5- 5	0- 0	0- 0	NON-CONFERENCE	0- 2	2- 1	3- 2				
2- 1	0- 0	0- 0	HOME	0- 0	2- 0	0- 1				
3- 4	0- 0	0- 0	AWAY	0- 2	0- 1	3- 1				
0- 0	0- 0	0- 0	NEUTRAL	0- 0	0- 0	0- 0				
4- 5	0- 0	0- 0	CONFERENCE	0- 0	0- 0	4- 5				
3- 2	0- 0	0- 0	HOME	0- 0	0- 0	3- 2				
1- 3	0- 0	0- 0	AWAY	0- 0	0- 0	1- 3				
0- 0	0- 0	0- 0	NEUTRAL	0- 0	0- 0	0- 0				

RPI 1-25			RPI 26-50			RPI 51-100			RPI 101+ Team's RPI: 247		
RPI	S	Opponent	Score	RPI	S	Opponent	Score	RPI	S	Opponent	Score
								119	H	Towson	87 78
								120	H	Radford	89 77
								149	A	Duquesne	64 73
								179	H	UMES	73 86
								194	A	Rider	67 85
								206	A	Saint Francis (PA)	66 68
								206	H	Saint Francis (PA)	72 83
								213	A	Robert Morris	58 70
								255	H	St. Francis Brooklyn	78 75
								261	A	Gardner-Webb	69 62
								297	A	Loyola Maryland	77 67
								299	H	Central Conn. St.	84 53
								300	H	Bryant	68 73
								302	A	UMBC	65 52
								326	A	Wagner	76 92
								344	A	Fairleigh Dickinson	63 47
								351	H	LIU Brooklyn	61 45
LAST 12 Division I GAMES:											
206	H	Saint Francis (PA)	72 83	300	H	Bryant	68 73				
255	H	St. Francis Brooklyn	78 75	206	A	Saint Francis (PA)	66 68				
351	H	LIU Brooklyn	61 45	213	A	Robert Morris	58 70				
344	A	Fairleigh Dickinson	63 47	120	H	Radford	89 77				
326	A	Wagner	76 92	179	H	UMES	73 86				
299	H	Central Conn. St.	84 53	56	A	Virginia Tech	51 83				

Non-Div I Games: Washington Col. 74 50

Mt. St. Mary's

■ Loss,
 ■ Non-Conf,
 ■ S Site,
 ■ H Home
 ■ A Away
 N Neutral

Average RPI Win:	285	WON-LOST	WINNING	LAST 10	STRENGTH OF	OPP. STRENGTH	TEAM	ADJ.	CONF.	ADJ CONF.
Average RPI Loss:	159	RECORD	PCT. RANK	GAMES	SCHEDULE	OF SCHEDULE	RPI	RPI	RPI	RPI
DIV. I ONLY	5- 14	293	0- 1	246	216	289	289	22	22	
DIV. I NON-CONF.	2- 7	288	0- 0	264	169	317	317	20	20	
TOTALS	RPI 1-25	RPI 26-50	W-L RECORDS	RPI 51-100	RPI 101-150	RPI 150+				
5- 14	0- 0	0- 2	OVERALL	0- 2	0- 3	5- 7				
3- 5	0- 0	0- 0	HOME	0- 1	0- 1	3- 3				
2- 9	0- 0	0- 2	AWAY	0- 1	0- 2	2- 4				
0- 0	0- 0	0- 0	NEUTRAL	0- 0	0- 0	0- 0				
2- 7	0- 0	0- 2	NON-CONFERENCE	0- 1	0- 0	2- 4				
2- 2	0- 0	0- 0	HOME	0- 0	0- 0	2- 2				
0- 5	0- 0	0- 2	AWAY	0- 1	0- 0	0- 2				
0- 0	0- 0	0- 0	NEUTRAL	0- 0	0- 0	0- 0				
3- 7	0- 0	0- 0	CONFERENCE	0- 1	0- 3	3- 3				
1- 3	0- 0	0- 0	HOME	0- 1	0- 1	1- 1				
2- 4	0- 0	0- 0	AWAY	0- 0	0- 2	2- 2				
0- 0	0- 0	0- 0	NEUTRAL	0- 0	0- 0	0- 0				

RPI 1-25				RPI 26-50				RPI 51-100				RPI 101+				Team's RPI: 289	
RPI	S	Opponent	Score	RPI	S	Opponent	Score	RPI	S	Opponent	Score	RPI	S	Opponent	Score		
				33	A	Kentucky	49 88	61	A	Tennessee	77 98	116	H	Morehead St.	61 83		
				45	A	Butler	65 86	64	H	Belmont	58 65	132	A	UT Martin	67 75		
												142	A	Tennessee Tech	65 74		
												154	H	Southern Ill.	59 65		
												181	A	Arkansas St.	63 74		
												189	A	Illinois	52 84		
												215	A	Southeast Mo. St.	64 59		
												223	A	Jacksonville St.	64 59		
												236	A	SIUE	54 71		
												279	A	Eastern Ill.	67 75		
												290	H	Tennessee St.	61 65		
												303	H	Alabama A&M	53 59		
												322	H	Eastern Ky.	81 63		
												325	H	Lipscomb	97 61		
												338	H	Evansville	81 53		
LAST 12 Division I GAMES:																	
				142	A	Tennessee Tech	65 74	215	A	Southeast Mo. St.	64 59						
				223	A	Jacksonville St.	64 59	132	A	UT Martin	67 75						
				290	H	Tennessee St.	61 65	322	H	Eastern Ky.	81 63						
				64	H	Belmont	58 65	116	H	Morehead St.	61 83						
				236	A	SIUE	54 71	61	A	Tennessee	77 98						
				279	A	Eastern Ill.	67 75	33	A	Kentucky	49 88						

Non-Div I Games: Oakland City 113 55 Bethel (TN) 86 50

Murray St.

Loss, Non-Conf, S Site, H Home A Away N Neutral

Average RPI Win:	301	WON-LOST	WINNING	LAST 10	STRENGTH OF	OPP. STRENGTH	TEAM	ADJ.	CONF.	ADJ CONF.
Average RPI Loss:	146	RECORD	PCT. RANK	GAMES	SCHEDULE	OF SCHEDULE	RPI	RPI	RPI	RPI
DIV. I ONLY	10- 9	148	0- 1	338	271	233	233	32	32	
DIV. I NON-CONF.	2- 9	297	0- 1	276	122	301	301	32	32	
TOTALS	RPI 1-25	RPI 26-50	W-L RECORDS	RPI 51-100	RPI 101-150	RPI 150+				
10- 9	0- 0	0- 0	OVERALL	0- 2	0- 4	10- 3				
2- 3	0- 0	0- 0	HOME	0- 0	0- 3	2- 0				
8- 4	0- 0	0- 0	AWAY	0- 0	0- 1	8- 3				
0- 2	0- 0	0- 0	NEUTRAL	0- 2	0- 0	0- 0				
2- 9	0- 0	0- 0	NON-CONFERENCE	0- 2	0- 4	2- 3				
0- 3	0- 0	0- 0	HOME	0- 0	0- 3	0- 0				
2- 4	0- 0	0- 0	AWAY	0- 0	0- 1	2- 3				
0- 2	0- 0	0- 0	NEUTRAL	0- 2	0- 0	0- 0				
8- 0	0- 0	0- 0	CONFERENCE	0- 0	0- 0	8- 0				
2- 0	0- 0	0- 0	HOME	0- 0	0- 0	2- 0				
6- 0	0- 0	0- 0	AWAY	0- 0	0- 0	6- 0				
0- 0	0- 0	0- 0	NEUTRAL	0- 0	0- 0	0- 0				

RPI 1-25			RPI 26-50			RPI 51-100			RPI 101+			Team's RPI: 233
RPI	S	Opponent	Score	RPI	S	Opponent	Score	RPI	S	Opponent	Score	
						76 N Maine	52 58	104 A Virginia		57 67		
						89 N Yale	49 59	116 H Morehead St.		67 72		
								121 H VCU		48 54		
								146 H Akron		36 49		
								179 A UMES		51 49		
								198 A Elon		64 73		
								214 A Navy		49 72		
								246 A ETSU		56 61		
								267 A Bethune-Cookman		72 48		
								288 A Fla. Atlantic		67 65		
								292 A South Carolina St.		58 44		
								301 H Morgan St.		62 29		
								315 H Coppin St.		66 42		
								334 A Western Caro.		69 51		
								342 A N.C. Central		52 49		
								347 A Delaware St.		67 47		
								349 A Florida A&M		56 48		
LAST 12 Division I GAMES:												
						89 N Yale	49 59	179 A UMES		51 49		
						267 A Bethune-Cookman	72 48	347 A Delaware St.		67 47		
						349 A Florida A&M	56 48	292 A South Carolina St.		58 44		
						342 A N.C. Central	52 49	288 A Fla. Atlantic		67 65		
						315 H Coppin St.	66 42	121 H VCU		48 54		
						301 H Morgan St.	62 29	198 A Elon		64 73		

Non-Div I Games: Winston-Salem 60 56 Johnson C. Smith 50 53

N.C. A&T

Loss, Non-Conf, S Site, H Home A Away N Neutral

WON-LOST				STRENGTH OF		OPP. STRENGTH		TEAM		CONF.		ADJ CONF.	
Average RPI Win:	322	WON-LOST	WINNING	LAST 10	SCHEDULE	OF SCHEDULE	RPI	ADJ. RPI	RPI	RPI	RPI	RPI	RPI
Average RPI Loss:	219	RECORD	PCT. RANK	GAMES									
DIV. I ONLY	5- 16	304	1- 0	345	340	342	342	32	32				
DIV. I NON-CONF.	2- 10	311	0- 0	294	267	342	342	32	32				
TOTALS	RPI 1-25	RPI 26-50	W-L RECORDS	RPI 51-100	RPI 101-150	RPI 150+							
5- 16	0- 1	0- 0	OVERALL	0- 0	0- 2	5- 13							
3- 7	0- 0	0- 0	HOME	0- 0	0- 1	3- 6							
2- 8	0- 1	0- 0	AWAY	0- 0	0- 1	2- 6							
0- 1	0- 0	0- 0	NEUTRAL	0- 0	0- 0	0- 1							
2- 10	0- 1	0- 0	NON-CONFERENCE	0- 0	0- 2	2- 7							
2- 4	0- 0	0- 0	HOME	0- 0	0- 1	2- 3							
0- 5	0- 1	0- 0	AWAY	0- 0	0- 1	0- 3							
0- 1	0- 0	0- 0	NEUTRAL	0- 0	0- 0	0- 1							
3- 6	0- 0	0- 0	CONFERENCE	0- 0	0- 0	3- 6							
1- 3	0- 0	0- 0	HOME	0- 0	0- 0	1- 3							
2- 3	0- 0	0- 0	AWAY	0- 0	0- 0	2- 3							
0- 0	0- 0	0- 0	NEUTRAL	0- 0	0- 0	0- 0							

RPI 1-25				RPI 26-50				RPI 51-100				RPI 101+				Team's RPI: 342	
RPI	S	Opponent	Score	RPI	S	Opponent	Score	RPI	S	Opponent	Score	RPI	S	Opponent	Score		
13	A	Iowa	39 106									118	H	UNCW	82 89		
												125	A	High Point	69 80		
												152	A	Georgia St.	54 65		
												179	A	UMES	49 59		
												182	H	Coastal Caro.	66 89		
												198	H	Elon	54 83		
												212	A	Memphis	56 77		
												233	H	N.C. A&T	49 52		
												267	A	Bethune-Cookman	54 72		
												267	H	Bethune-Cookman	50 67		
												270	A	Winthrop	41 66		
												283	H	Wofford	66 59		
												295	N	Kennesaw St.	54 78		
												301	H	Morgan St.	62 65		
												313	H	UNC Greensboro	66 57		
												315	H	Coppin St.	62 57		
												337	H	USC Upstate	63 82		
												347	A	Delaware St.	61 71		
												348	A	Savannah St.	71 67		
												349	A	Florida A&M	64 57		
LAST 12 Division I GAMES:																	
				349	A	Florida A&M	64 57	347	A	Delaware St.	61 71						
				267	A	Bethune-Cookman	54 72	179	A	UMES	49 59						
				348	A	Savannah St.	71 67	267	H	Bethune-Cookman	50 67						
				233	H	N.C. A&T	49 52	212	A	Memphis	56 77						
				301	H	Morgan St.	62 65	295	N	Kennesaw St.	54 78						
				315	H	Coppin St.	62 57	152	A	Georgia St.	54 65						

Non-Div I Games:	Wilberforce	55	49
------------------	-------------	----	----

N.C. Central

Loss, Non-Conf, S Site, H Home A Away N Neutral

RECORD				THROUGH GAMES OF FEB. 17, 1919						
Average RPI Win:	97	WON-LOST	WINNING	LAST 10	STRENGTH OF	OPP. STRENGTH	TEAM	ADJ.	CONF.	ADJ CONF.
Average RPI Loss:	22	RECORD	PCT. RANK	GAMES	SCHEDULE	OF SCHEDULE	RPI	RPI	RPI	RPI
DIV. I ONLY	21- 1	1	0- 1	42	5	9	9	1	1	
DIV. I NON-CONF.	13- 0	1	0- 0	32	32	6	6	1	1	
TOTALS	RPI 1-25	RPI 26-50		W-L RECORDS		RPI 51-100	RPI 101-150	RPI 150+		
21- 1	1- 1	2- 0		OVERALL		9- 0	6- 0	3- 0		
13- 1	0- 1	1- 0		HOME		7- 0	3- 0	2- 0		
6- 0	0- 0	1- 0		AWAY		2- 0	3- 0	0- 0		
2- 0	1- 0	0- 0		NEUTRAL		0- 0	0- 0	1- 0		
13- 0	1- 0	0- 0		NON-CONFERENCE		6- 0	3- 0	3- 0		
9- 0	0- 0	0- 0		HOME		5- 0	2- 0	2- 0		
2- 0	0- 0	0- 0		AWAY		1- 0	1- 0	0- 0		
2- 0	1- 0	0- 0		NEUTRAL		0- 0	0- 0	1- 0		
8- 1	0- 1	2- 0		CONFERENCE		3- 0	3- 0	0- 0		
4- 1	0- 1	1- 0		HOME		2- 0	1- 0	0- 0		
4- 0	0- 0	1- 0		AWAY		1- 0	2- 0	0- 0		
0- 0	0- 0	0- 0		NEUTRAL		0- 0	0- 0	0- 0		

RPI	S	Opponent	Score	RPI	S	Opponent	Score	RPI	S	Opponent	Score	RPI	S	Opponent	Score
22	H	North Carolina	51 64	41	A	Georgia Tech	68 60	56	H	Virginia Tech	70 61	102	A	Boston College	85 69
24	N	Michigan St.	78 74	47	H	Clemson	54 51	57	H	Michigan	66 55	104	A	Virginia	66 38
								64	H	Belmont	77 62	120	H	Radford	75 58
								67	H	Old Dominion	85 56	123	H	Pittsburgh	63 34
								71	H	Duke	63 51	130	A	Chattanooga	78 58
								75	H	Kent St.	78 61	133	H	Davidson	75 45
								76	H	Maine	84 46	171	H	Vanderbilt	74 54
								92	A	Georgetown	76 65	187	N	George Washington	69 61
								98	A	Wake Forest	59 50	190	H	Hampton	83 51
LAST 12 Division I GAMES:															
22	H	North Carolina	51 64	123	H	Pittsburgh	63 34								
98	A	Wake Forest	59 50	102	A	Boston College	85 69								
41	A	Georgia Tech	68 60	71	H	Duke	63 51								
47	H	Clemson	54 51	133	H	Davidson	75 45								
56	H	Virginia Tech	70 61	130	A	Chattanooga	78 58								
104	A	Virginia	66 38	76	H	Maine	84 46								

Non-Div I Games:

NC State

■ Loss,
 ■ Non-Conf, S Site,
 ■ Home
 ■ Away
 N Neutral

Average RPI Win:	307	WON-LOST	WINNING	LAST 10	STRENGTH OF	OPP. STRENGTH	TEAM	ADJ.	CONF.	ADJ CONF.
Average RPI Loss:	186	RECORD	PCT. RANK	GAMES	SCHEDULE	OF SCHEDULE	RPI	RPI	RPI	RPI
DIV. I ONLY	5- 16	304	0- 1	243	336	309	309	24	24	
DIV. I NON-CONF.	3- 10	278	0- 0	285	336	313	313	27	27	
TOTALS	RPI 1-25	RPI 26-50	W-L RECORDS	RPI 51-100	RPI 101-150	RPI 150+				
5- 16	0- 0	0- 0	OVERALL	0- 5	0- 0	5- 11				
3- 7	0- 0	0- 0	HOME	0- 3	0- 0	3- 4				
2- 9	0- 0	0- 0	AWAY	0- 2	0- 0	2- 7				
0- 0	0- 0	0- 0	NEUTRAL	0- 0	0- 0	0- 0				
3- 10	0- 0	0- 0	NON-CONFERENCE	0- 4	0- 0	3- 6				
1- 4	0- 0	0- 0	HOME	0- 2	0- 0	1- 2				
2- 6	0- 0	0- 0	AWAY	0- 2	0- 0	2- 4				
0- 0	0- 0	0- 0	NEUTRAL	0- 0	0- 0	0- 0				
2- 6	0- 0	0- 0	CONFERENCE	0- 1	0- 0	2- 5				
2- 3	0- 0	0- 0	HOME	0- 1	0- 0	2- 2				
0- 3	0- 0	0- 0	AWAY	0- 0	0- 0	0- 3				
0- 0	0- 0	0- 0	NEUTRAL	0- 0	0- 0	0- 0				

RPI 1-25				RPI 26-50				RPI 51-100				RPI 101+				Team's RPI: 309
RPI	S	Opponent	Score	RPI	S	Opponent	Score	RPI	S	Opponent	Score	RPI	S	Opponent	Score	
								65	A	West Virginia	50 95	161	A	North Ala.	60 72	
								75	H	Kent St.	40 57	161	H	North Ala.	54 77	
								81	A	Penn	42 85	194	A	Rider	46 67	
								89	H	FGCU	35 67	215	H	Southeast Mo. St.	58 68	
								97	H	Hartford	53 84	217	H	Jacksonville	56 61	
												221	A	Howard	57 77	
												229	A	Liberty	47 58	
												232	A	Colgate	71 53	
												235	A	Stetson	48 74	
												273	H	Vermont	63 71	
												295	H	Kennesaw St.	66 60	
												319	A	Saint Peter's	57 70	
												325	H	Lipscomb	80 67	
												334	H	Western Caro.	79 71	
												344	A	Fairleigh Dickinson	43 64	
												351	A	LIU Brooklyn	72 51	
LAST 12 Division I GAMES:																
229	A	Liberty	47 58	161	A	North Ala.	60 72									
89	H	FGCU	35 67	295	H	Kennesaw St.	66 60									
161	H	North Ala.	54 77	97	H	Hartford	53 84									
235	A	Stetson	48 74	75	H	Kent St.	40 57									
217	H	Jacksonville	56 61	232	A	Colgate	71 53									
325	H	Lipscomb	80 67	351	A	LIU Brooklyn	72 51									

Non-Div I Games:

NJIT

■ Loss,
 ■ Non-Conf,
 ■ S Site,
 ■ H Home
 ■ A Away
 N Neutral

Average RPI Win: 243	WON-LOST	WINNING	LAST 10	STRENGTH OF	OPP. STRENGTH	TEAM	ADJ.	CONF.	ADJ CONF.
Average RPI Loss: 172	RECORD	PCT. RANK	GAMES	SCHEDULE	OF SCHEDULE	RPI	RPI	RPI	RPI
DIV. I ONLY	7- 12	243	0- 1	156	291	214	214	18	18
DIV. I NON-CONF.	4- 5	190	0- 0	161	327	200	200	22	22
TOTALS	RPI 1-25	RPI 26-50	W-L RECORDS	RPI 51-100	RPI 101-150	RPI 150+			
7- 12	0- 0	0- 1	OVERALL	0- 2	0- 4	7- 5			
3- 6	0- 0	0- 1	HOME	0- 2	0- 2	3- 1			
4- 6	0- 0	0- 0	AWAY	0- 0	0- 2	4- 4			
0- 0	0- 0	0- 0	NEUTRAL	0- 0	0- 0	0- 0			
4- 5	0- 0	0- 0	NON-CONFERENCE	0- 1	0- 2	4- 2			
2- 2	0- 0	0- 0	HOME	0- 1	0- 1	2- 0			
2- 3	0- 0	0- 0	AWAY	0- 0	0- 1	2- 2			
0- 0	0- 0	0- 0	NEUTRAL	0- 0	0- 0	0- 0			
3- 7	0- 0	0- 1	CONFERENCE	0- 1	0- 2	3- 3			
1- 4	0- 0	0- 1	HOME	0- 1	0- 1	1- 1			
2- 3	0- 0	0- 0	AWAY	0- 0	0- 1	2- 2			
0- 0	0- 0	0- 0	NEUTRAL	0- 0	0- 0	0- 0			

RPI S	Opponent	Score	RPI S	Opponent	Score	RPI S	Opponent	Score	RPI S	Opponent	Score	Team's RPI: 214
			48	H Bucknell	43 77	81	H Penn	61 65	131	A Colorado	43 59	
						100	H American	45 58	136	A Lehigh	55 66	
									136	H Lehigh	38 56	
									150	H Marist	48 72	
									168	H Boston U.	35 49	
									194	A Rider	66 60	
									210	H Holy Cross	54 47	
									227	A Monmouth	67 68	
									232	A Colgate	62 49	
									233	H N.C. A&T	72 49	
									253	A Air Force	54 47	
									266	A Norfolk St.	58 65	
									280	H Saint Joseph's	49 48	
									296	A Army West Point	52 55	
									297	A Loyola Maryland	58 46	
									320	A Lafayette	42 55	
LAST 12 Division I GAMES:												
136	A Lehigh	55 66	232	A Colgate	62 49							
48	H Bucknell	43 77	100	H American	45 58							
168	H Boston U.	35 49	136	H Lehigh	38 56							
320	A Lafayette	42 55	297	A Loyola Maryland	58 46							
296	A Army West Point	52 55	280	H Saint Joseph's	49 48							
210	H Holy Cross	54 47	227	A Monmouth	67 68							

Non-Div I Games: Catholic

81 36

Navy

Nebraska

Through Games Of Feb. 4, 2019

Average RPI Win:	158	WON-LOST	WINNING	LAST 10	STRENGTH OF	OPP. STRENGTH	TEAM	ADJ.	CONF.	ADJ CONF.
Average RPI Loss:	58	RECORD	PCT. RANK	GAMES	SCHEDULE	OF SCHEDULE	RPI	RPI	RPI	RPI
DIV. I ONLY	10- 12	197	0- 1	35	39	101	101	4	4	
DIV. I NON-CONF.	5- 6	177	0- 0	94	34	142	142	6	6	
TOTALS	RPI 1-25	RPI 26-50	W-L RECORDS	RPI 51-100	RPI 101-150	RPI 150+				
10- 12	0- 5	1- 2	OVERALL	2- 2	3- 2	4- 1				
6- 5	0- 3	0- 1	HOME	2- 1	1- 0	3- 0				
3- 7	0- 2	1- 1	AWAY	0- 1	1- 2	1- 1				
1- 0	0- 0	0- 0	NEUTRAL	0- 0	1- 0	0- 0				
5- 6	0- 2	0- 1	NON-CONFERENCE	1- 1	1- 2	3- 0				
4- 1	0- 1	0- 0	HOME	1- 0	0- 0	3- 0				
0- 5	0- 1	0- 1	AWAY	0- 1	0- 2	0- 0				
1- 0	0- 0	0- 0	NEUTRAL	0- 0	1- 0	0- 0				
5- 6	0- 3	1- 1	CONFERENCE	1- 1	2- 0	1- 1				
2- 4	0- 2	0- 1	HOME	1- 1	1- 0	0- 0				
3- 2	0- 1	1- 0	AWAY	0- 0	1- 0	1- 1				
0- 0	0- 0	0- 0	NEUTRAL	0- 0	0- 0	0- 0				

RPI	S	Opponent	Score	RPI	S	Opponent	Score	RPI	S	Opponent	Score	RPI	S	Opponent	Score	Team's RPI: 101
3	A	Louisville	68 85	27	A	Miami (FL)	68 82	57	H	Michigan	70 56	105	A	Creighton	65 74	
13	A	Iowa	71 77	34	H	Indiana	78 82	73	A	Arkansas	80 84	110	A	Ohio St.	78 69	
15	H	Rutgers	56 62	44	A	Purdue	84 64	88	H	Northwestern	54 58	120	N	Radford	77 39	
19	H	Drake	77 83					95	H	Kansas	58 52	124	A	Washington St.	84 87	
20	H	Maryland	63 81									129	H	Minnesota	63 57	
												167	H	Denver	96 71	
												178	A	Wisconsin	69 70	
												189	A	Illinois	77 67	
												327	H	San Jose St.	96 63	
												337	H	USC Upstate	87 64	
LAST 12 Division I GAMES:																
34	H	Indiana	78 82	15	H	Rutgers	56 62									
44	A	Purdue	84 64	20	H	Maryland	63 81									
178	A	Wisconsin	69 70	13	A	Iowa	71 77									
88	H	Northwestern	54 58	110	A	Ohio St.	78 69									
129	H	Minnesota	63 57	57	H	Michigan	70 56									
189	A	Illinois	77 67	73	A	Arkansas	80 84									

Non-Div I Games:

Nebraska

■ Loss,
 ■ Non-Conf,
 ■ S Site,
 ■ H Home
 ■ A Away
 N Neutral

Average RPI Win:	269	WON-LOST	WINNING	LAST 10	STRENGTH OF	OPP. STRENGTH	TEAM	ADJ.	CONF.	ADJ CONF.
Average RPI Loss:	111	RECORD	PCT. RANK	GAMES	SCHEDULE	OF SCHEDULE	RPI	RPI	RPI	RPI
DIV. I ONLY	6- 13	269	0- 1	163	132	243	243	15	15	
DIV. I NON-CONF.	3- 7	256	0- 1	209	84	276	276	13	13	
TOTALS	RPI 1-25	RPI 26-50	W-L RECORDS	RPI 51-100	RPI 101-150	RPI 150+				
6- 13	0- 0	0- 2	OVERALL	0- 5	0- 3	6- 3				
3- 7	0- 0	0- 2	HOME	0- 2	0- 3	3- 0				
3- 4	0- 0	0- 0	AWAY	0- 1	0- 0	3- 3				
0- 2	0- 0	0- 0	NEUTRAL	0- 2	0- 0	0- 0				
3- 7	0- 0	0- 1	NON-CONFERENCE	0- 3	0- 2	3- 1				
2- 4	0- 0	0- 1	HOME	0- 1	0- 2	2- 0				
1- 1	0- 0	0- 0	AWAY	0- 0	0- 0	1- 1				
0- 2	0- 0	0- 0	NEUTRAL	0- 2	0- 0	0- 0				
3- 6	0- 0	0- 1	CONFERENCE	0- 2	0- 1	3- 2				
1- 3	0- 0	0- 1	HOME	0- 1	0- 1	1- 0				
2- 3	0- 0	0- 0	AWAY	0- 1	0- 0	2- 2				
0- 0	0- 0	0- 0	NEUTRAL	0- 0	0- 0	0- 0				

RPI S	Opponent	Score	RPI S	Opponent	Score	RPI S	Opponent	Score	RPI S	Opponent	Score	Team's RPI: 243
29	H Utah	52 74	52	H Southern California	51 72	128	H Fresno St.	63 79				
39	H New Mexico	64 66	60	A Boise St.	65 80	131	H Colorado	52 65				
			60	H Boise St.	74 75	143	H Texas Tech	67 86				
			79	N UC Davis	68 84	172	A Santa Clara	48 56				
			99	N Northern Ill.	69 98	195	A Utah St.	76 79				
						211	H UNLV	70 62				
						220	A Colorado St.	62 38				
						250	A Long Beach St.	76 67				
						253	A Air Force	74 79				
						262	H Hawaii	79 78				
						327	A San Jose St.	52 49				
						341	H Seattle U	67 54				
LAST 12 Division I GAMES:												
99	N Northern Ill.	69 98	128	H Fresno St.	63 79							
60	A Boise St.	65 80	327	A San Jose St.	52 49							
211	H UNLV	70 62	39	H New Mexico	64 66							
220	A Colorado St.	62 38	195	A Utah St.	76 79							
253	A Air Force	74 79	262	H Hawaii	79 78							
60	H Boise St.	74 75	341	H Seattle U	67 54							

Non-Div I Games: Stanislaus St. 75 52

Nevada

Average RPI Win:	272	WON-LOST	WINNING	LAST 10	STRENGTH OF	OPP. STRENGTH	TEAM	ADJ.	CONF.	ADJ CONF.
Average RPI Loss:	189	RECORD	PCT. RANK	GAMES	SCHEDULE	OF SCHEDULE	RPI	RPI	RPI	RPI
DIV. I ONLY	3- 18	327	0- 1	231	283	328	328	23	23	
DIV. I NON-CONF.	2- 10	311	0- 0	249	312	331	331	25	25	
TOTALS	RPI 1-25	RPI 26-50	W-L RECORDS	RPI 51-100	RPI 101-150	RPI 150+				
3- 18	0- 0	0- 0	OVERALL	0- 5	0- 1	3- 12				
2- 7	0- 0	0- 0	HOME	0- 3	0- 0	2- 4				
1- 11	0- 0	0- 0	AWAY	0- 2	0- 1	1- 8				
0- 0	0- 0	0- 0	NEUTRAL	0- 0	0- 0	0- 0				
2- 10	0- 0	0- 0	NON-CONFERENCE	0- 2	0- 1	2- 7				
2- 3	0- 0	0- 0	HOME	0- 1	0- 0	2- 2				
0- 7	0- 0	0- 0	AWAY	0- 1	0- 1	0- 5				
0- 0	0- 0	0- 0	NEUTRAL	0- 0	0- 0	0- 0				
1- 8	0- 0	0- 0	CONFERENCE	0- 3	0- 0	1- 5				
0- 4	0- 0	0- 0	HOME	0- 2	0- 0	0- 2				
1- 4	0- 0	0- 0	AWAY	0- 1	0- 0	1- 3				
0- 0	0- 0	0- 0	NEUTRAL	0- 0	0- 0	0- 0				

RPI 1-25				RPI 26-50				RPI 51-100				RPI 101+				Team's RPI: 328	
RPI	S	Opponent	Score	RPI	S	Opponent	Score	RPI	S	Opponent	Score	RPI	S	Opponent	Score		
								76	A	Maine	46	67	129	A	Minnesota	47	70
								76	H	Maine	45	69	153	A	South Fla.	36	79
								77	H	Princeton	42	90	165	H	Stony Brook	63	82
								84	A	Northeastern	54	69	168	A	Boston U.	39	60
								97	H	Hartford	48	66	210	H	Holy Cross	74	62
													225	H	Dartmouth	42	62
													239	A	Albany (NY)	41	59
													241	A	Brown	70	76
													244	H	Sacred Heart	60	71
													245	H	Binghamton	62	71
													273	A	Vermont	60	69
													299	A	Central Conn. St.	47	56
													300	H	Bryant	79	74
													302	A	UMBC	62	64
													307	A	UMass Lowell	56	53
													312	A	North Dakota St.	51	56
LAST 12 Division I GAMES:																	
				76	H	Maine	45	69					307	A	UMass Lowell	56	53
				239	A	Albany (NY)	41	59					245	H	Binghamton	62	71
				302	A	UMBC	62	64					76	A	Maine	46	67
				97	H	Hartford	48	66					77	H	Princeton	42	90
				273	A	Vermont	60	69					225	H	Dartmouth	42	62
				165	H	Stony Brook	63	82					299	A	Central Conn. St.	47	56

Non-Div I Games: U New England 68 44

New Hampshire

■ Loss,
■ Non-Conf,
■ S Site,
■ H Home
■ A Away
N Neutral

Average RPI Win:	179	WON-LOST	WINNING	LAST 10	STRENGTH OF	OPP. STRENGTH	TEAM	ADJ.	CONF.	ADJ CONF.
Average RPI Loss:	131	RECORD	PCT. RANK	GAMES	SCHEDULE	OF SCHEDULE	RPI	RPI	RPI	RPI
DIV. I ONLY	18- 2	10	1- 0	167	119	39	39	15	15	
DIV. I NON-CONF.	10- 1	17	1- 0	104	140	27	27	13	13	
TOTALS	RPI 1-25	RPI 26-50	W-L RECORDS	RPI 51-100	RPI 101-150	RPI 150+				
18- 2	0- 0	1- 0	OVERALL	3- 1	2- 0	12- 1				
12- 1	0- 0	0- 0	HOME	2- 1	2- 0	8- 0				
6- 1	0- 0	1- 0	AWAY	1- 0	0- 0	4- 1				
0- 0	0- 0	0- 0	NEUTRAL	0- 0	0- 0	0- 0				
10- 1	0- 0	0- 0	NON-CONFERENCE	3- 1	1- 0	6- 0				
7- 1	0- 0	0- 0	HOME	2- 1	1- 0	4- 0				
3- 0	0- 0	0- 0	AWAY	1- 0	0- 0	2- 0				
0- 0	0- 0	0- 0	NEUTRAL	0- 0	0- 0	0- 0				
8- 1	0- 0	1- 0	CONFERENCE	0- 0	1- 0	6- 1				
5- 0	0- 0	0- 0	HOME	0- 0	1- 0	4- 0				
3- 1	0- 0	1- 0	AWAY	0- 0	0- 0	2- 1				
0- 0	0- 0	0- 0	NEUTRAL	0- 0	0- 0	0- 0				

RPI 1-25				RPI 26-50				Team's RPI: 39		RPI 51-100				RPI 101+			
RPI	S	Opponent	Score	RPI	S	Opponent	Score		RPI	S	Opponent	Score	RPI	S	Opponent	Score	
				46	A	Wyoming	78 75		51	H	Auburn	76 79	128	H	Fresno St.	82 73	
									63	H	SFA	74 33	147	H	Oklahoma	84 80	
									94	A	Houston	89 84	160	A	New Mexico St.	75 50	
									97	H	Hartford	72 65	160	H	New Mexico St.	83 58	
													175	H	Texas St.	82 51	
													195	A	Utah St.	68 64	
													211	A	UNLV	57 66	
													211	H	UNLV	80 77	
													220	H	Colorado St.	70 58	
													238	H	Sacramento St.	85 53	
													243	A	Nevada	66 64	
													251	H	San Diego St.	70 62	
													253	H	Air Force	78 57	
													265	A	Northern Ariz.	84 55	
													278	H	UTEP	69 51	
LAST 12 Division I GAMES:																	
				63	H	SFA	74 33		46	A	Wyoming	78 75					
				97	H	Hartford	72 65		251	H	San Diego St.	70 62					
				51	H	Auburn	76 79		220	H	Colorado St.	70 58					
				128	H	Fresno St.	82 73		211	A	UNLV	57 66					
				195	A	Utah St.	68 64		243	A	Nevada	66 64					
				211	H	UNLV	80 77		253	H	Air Force	78 57					

Non-Div I Games:

New Mexico

■ Loss,
 ■ Non-Conf, S Site,
 ■ Home
 ■ Away
 N Neutral

Average RPI Win:	276	WON-LOST	WINNING	LAST 10	STRENGTH OF	OPP. STRENGTH	TEAM	ADJ.	CONF.	ADJ CONF.
Average RPI Loss:	143	RECORD	PCT. RANK	GAMES	SCHEDULE	OF SCHEDULE	RPI	RPI	RPI	RPI
DIV. I ONLY	13- 6	75	1- 0	277	342	160	160	30	30	
DIV. I NON-CONF.	6- 5	143	1- 0	143	330	145	145	30	30	
TOTALS	RPI 1-25	RPI 26-50	W-L RECORDS	RPI 51-100	RPI 101-150	RPI 150+				
13- 6	0- 0	0- 2	OVERALL	0- 0	0- 1	13- 3				
5- 2	0- 0	0- 1	HOME	0- 0	0- 0	5- 1				
7- 3	0- 0	0- 1	AWAY	0- 0	0- 0	7- 2				
1- 1	0- 0	0- 0	NEUTRAL	0- 0	0- 1	1- 0				
6- 5	0- 0	0- 2	NON-CONFERENCE	0- 0	0- 1	6- 2				
1- 2	0- 0	0- 1	HOME	0- 0	0- 0	1- 1				
4- 2	0- 0	0- 1	AWAY	0- 0	0- 0	4- 1				
1- 1	0- 0	0- 0	NEUTRAL	0- 0	0- 1	1- 0				
7- 1	0- 0	0- 0	CONFERENCE	0- 0	0- 0	7- 1				
4- 0	0- 0	0- 0	HOME	0- 0	0- 0	4- 0				
3- 1	0- 0	0- 0	AWAY	0- 0	0- 0	3- 1				
0- 0	0- 0	0- 0	NEUTRAL	0- 0	0- 0	0- 0				

RPI 1-25			RPI 26-50			RPI 51-100			RPI 101+ Team's RPI: 160		
RPI	S	Opponent	Score	RPI	S	Opponent	Score	RPI	S	Opponent	Score
				39	A	New Mexico	58 83	108	N	South Alabama	67 68
				39	H	New Mexico	50 75	159	H	Abilene Christian	46 58
								167	H	Denver	66 64
								170	A	UC Riverside	64 65
								209	H	UTRGV	71 63
								219	A	UMKC	90 86
								257	A	A&M-Corpus Christi	67 65
								268	H	Utah Valley	58 52
								274	A	CSU Bakersfield	61 59
								278	A	UTEP	69 65
								284	A	Western Mich.	66 54
								287	H	California Baptist	76 69
								306	A	UC Santa Barbara	81 73
								340	A	Grand Canyon	51 54
								341	H	Seattle U	75 55
								345	A	Chicago St.	87 66
								350	N	Alcorn	82 64
LAST 12 Division I GAMES:											
350	N	Alcorn	82 64	274	A	CSU Bakersfield	61 59				
345	A	Chicago St.	87 66	340	A	Grand Canyon	51 54				
219	A	UMKC	90 86	287	H	California Baptist	76 69				
209	H	UTRGV	71 63	306	A	UC Santa Barbara	81 73				
268	H	Utah Valley	58 52	170	A	UC Riverside	64 65				
341	H	Seattle U	75 55	108	N	South Alabama	67 68				

Non-Div I Games: Tex. Permian Basin 70 38 Northern N.M. 101 51

New Mexico St.

■ Loss,
■ Non-Conf,
■ S Site,
■ H Home
■ A Away
N Neutral

Average RPI Win:	297	WON-LOST	WINNING	LAST 10	STRENGTH OF	OPP. STRENGTH	TEAM	ADJ.	CONF.	ADJ CONF.
Average RPI Loss:	181	RECORD	PCT. RANK	GAMES	SCHEDULE	OF SCHEDULE	RPI	RPI	RPI	RPI
DIV. I ONLY	4- 12	298	0- 0	313	247	311	311	26	26	
DIV. I NON-CONF.	1- 5	311	0- 0	124	96	228	228	23	23	
TOTALS	RPI 1-25	RPI 26-50	W-L RECORDS	RPI 51-100	RPI 101-150	RPI 150+				
4- 12	0- 0	0- 2	OVERALL	0- 2	0- 1	4- 7				
2- 4	0- 0	0- 0	HOME	0- 1	0- 0	2- 3				
2- 8	0- 0	0- 2	AWAY	0- 1	0- 1	2- 4				
0- 0	0- 0	0- 0	NEUTRAL	0- 0	0- 0	0- 0				
1- 5	0- 0	0- 2	NON-CONFERENCE	0- 0	0- 1	1- 2				
0- 1	0- 0	0- 0	HOME	0- 0	0- 0	0- 1				
1- 4	0- 0	0- 2	AWAY	0- 0	0- 1	1- 1				
0- 0	0- 0	0- 0	NEUTRAL	0- 0	0- 0	0- 0				
3- 7	0- 0	0- 0	CONFERENCE	0- 2	0- 0	3- 5				
2- 3	0- 0	0- 0	HOME	0- 1	0- 0	2- 2				
1- 4	0- 0	0- 0	AWAY	0- 1	0- 0	1- 3				
0- 0	0- 0	0- 0	NEUTRAL	0- 0	0- 0	0- 0				

RPI 1-25				RPI 26-50				RPI 51-100				RPI 101+ Team's RPI: 311			
RPI	S	Opponent	Score	RPI	S	Opponent	Score	RPI	S	Opponent	Score	RPI	S	Opponent	Score
				27	A	Miami (FL)	38 78	63	A	SFA	38 97	123	A	Pittsburgh	38 90
				37	A	Rice	56 67	69	H	Lamar University	57 79	159	H	Abilene Christian	52 59
												169	A	Xavier	45 61
												212	A	Memphis	66 59
												257	A	A&M-Corpus Christi	51 57
												291	H	Central Ark.	60 62
												310	H	La.-Monroe	44 57
												314	H	McNeese	88 76
												324	A	Incarnate Word	69 81
												324	H	Incarnate Word	58 55
												336	A	Northwestern St.	67 62
												339	A	Houston Baptist	74 83
LAST 12 Division I GAMES:															
				324	H	Incarnate Word	58 55	314	H	McNeese	88 76				
				336	A	Northwestern St.	67 62	69	H	Lamar University	57 79				
				324	A	Incarnate Word	69 81	339	A	Houston Baptist	74 83				
				291	H	Central Ark.	60 62	159	H	Abilene Christian	52 59				
				257	A	A&M-Corpus Christi	51 57	169	A	Xavier	45 61				
				63	A	SFA	38 97	27	A	Miami (FL)	38 78				

Non-Div I Games: Dillard 68 59 Centenary (LA) 104 42 Trinity Baptist 93 38

New Orleans

Loss, Non-Conf, S Site, H Home A Away N Neutral

Niagara

Through Games Of Feb. 4, 2019

Average RPI Win:	305	WON-LOST	WINNING	LAST 10	STRENGTH OF	OPP. STRENGTH	TEAM	ADJ.	CONF.	ADJ CONF.
Average RPI Loss:	122	RECORD	PCT. RANK	GAMES	SCHEDULE	OF SCHEDULE	RPI	RPI	RPI	RPI
DIV. I ONLY	11- 11	161	1- 0	289	181	230	230	27	27	
DIV. I NON-CONF.	4- 8	241	1- 0	162	89	239	239	28	28	
TOTALS	RPI 1-25	RPI 26-50	W-L RECORDS	RPI 51-100	RPI 101-150	RPI 150+				
11- 11	0- 3	0- 0	OVERALL	0- 3	0- 1	11- 4				
7- 4	0- 0	0- 0	HOME	0- 1	0- 1	7- 2				
3- 6	0- 3	0- 0	AWAY	0- 1	0- 0	3- 2				
1- 1	0- 0	0- 0	NEUTRAL	0- 1	0- 0	1- 0				
4- 8	0- 3	0- 0	NON-CONFERENCE	0- 2	0- 0	4- 3				
3- 2	0- 0	0- 0	HOME	0- 0	0- 0	3- 2				
0- 5	0- 3	0- 0	AWAY	0- 1	0- 0	0- 1				
1- 1	0- 0	0- 0	NEUTRAL	0- 1	0- 0	1- 0				
7- 3	0- 0	0- 0	CONFERENCE	0- 1	0- 1	7- 1				
4- 2	0- 0	0- 0	HOME	0- 1	0- 1	4- 0				
3- 1	0- 0	0- 0	AWAY	0- 0	0- 0	3- 1				
0- 0	0- 0	0- 0	NEUTRAL	0- 0	0- 0	0- 0				

RPI S	Opponent	Score	RPI S	Opponent	Score	RPI S	Opponent	Score	RPI S	Opponent	Score
10	A Syracuse	45 94				62	H Quinnipiac	55 96	150	H Marist	58 87
11	A Iowa St.	35 95				65	A West Virginia	32 84	203	H St. Bonaventure	48 76
25	A Buffalo	61 88				89	N Yale	64 67	221	H Howard	61 68
									227	A Monmouth	54 76
									232	H Colgate	74 69
									245	H Binghamton	79 72
									280	A Saint Joseph's	54 68
									301	N Morgan St.	67 57
									315	H Coppin St.	71 69
									317	H Fairfield	71 68
									318	A Manhattan	58 54
									318	H Manhattan	61 51
									319	A Saint Peter's	75 66
									319	H Saint Peter's	81 57
									333	A Iona	58 46
									333	H Iona	72 53
LAST 12 Division I GAMES:											
301	N Morgan St.	67 57	317	H Fairfield	71 68						
89	N Yale	64 67	62	H Quinnipiac	55 96						
333	H Iona	72 53	333	A Iona	58 46						
319	H Saint Peter's	81 57	319	A Saint Peter's	75 66						
227	A Monmouth	54 76	318	H Manhattan	61 51						
318	A Manhattan	58 54	150	H Marist	58 87						

Non-Div I Games:

Niagara

Loss, Non-Conf, S Site, H Home A Away N Neutral

Average RPI Win:	294	WON-LOST	WINNING	LAST 10	STRENGTH OF	OPP. STRENGTH	TEAM	ADJ.	CONF.	ADJ CONF.
Average RPI Loss:	113	RECORD	PCT. RANK	GAMES	SCHEDULE	OF SCHEDULE	RPI	RPI	RPI	RPI
DIV. I ONLY	10- 9	148	0- 1	282	215	184	184	26	26	
DIV. I NON-CONF.	4- 6	212	0- 1	196	100	168	168	23	23	
TOTALS	RPI 1-25	RPI 26-50	W-L RECORDS	RPI 51-100	RPI 101-150	RPI 150+				
10- 9	0- 1	0- 0	OVERALL	0- 4	0- 1	10- 3				
5- 1	0- 0	0- 0	HOME	0- 0	0- 0	5- 1				
4- 7	0- 1	0- 0	AWAY	0- 4	0- 1	4- 1				
1- 1	0- 0	0- 0	NEUTRAL	0- 0	0- 0	1- 1				
4- 6	0- 1	0- 0	NON-CONFERENCE	0- 2	0- 1	4- 2				
1- 0	0- 0	0- 0	HOME	0- 0	0- 0	1- 0				
2- 5	0- 1	0- 0	AWAY	0- 2	0- 1	2- 1				
1- 1	0- 0	0- 0	NEUTRAL	0- 0	0- 0	1- 1				
6- 3	0- 0	0- 0	CONFERENCE	0- 2	0- 0	6- 1				
4- 1	0- 0	0- 0	HOME	0- 0	0- 0	4- 1				
2- 2	0- 0	0- 0	AWAY	0- 2	0- 0	2- 0				
0- 0	0- 0	0- 0	NEUTRAL	0- 0	0- 0	0- 0				

RPI 1-25				RPI 26-50				RPI 51-100				RPI 101+ Team's RPI: 184			
RPI	S	Opponent	Score	RPI	S	Opponent	Score	RPI	S	Opponent	Score	RPI	S	Opponent	Score
2	A	Baylor	39 100					51	A	Auburn	59 80	122	A	Tulane	46 71
								54	A	LSU	44 76	163	N	Delaware	56 71
								63	A	SFA	62 70	175	A	Texas St.	67 72
								69	A	Lamar University	65 78	234	N	Texas Southern	58 57
												257	H	A&M-Corpus Christi	85 55
												272	A	Southeastern La.	73 66
												278	A	UTEP	58 56
												291	A	Central Ark.	64 60
												298	H	Mississippi Val.	72 47
												310	A	La.-Monroe	55 54
												314	H	McNeese	68 69
												324	H	Incarinate Word	86 62
												336	H	Northwestern St.	97 86
												339	H	Houston Baptist	77 54
LAST 12 Division I GAMES:															
163	N	Delaware	56 71	314	H	McNeese	68 69								
175	A	Texas St.	67 72	339	H	Houston Baptist	77 54								
272	A	Southeastern La.	73 66	63	A	SFA	62 70								
69	A	Lamar University	65 78	324	H	Incarinate Word	86 62								
257	H	A&M-Corpus Christi	85 55	336	H	Northwestern St.	97 86								
291	A	Central Ark.	64 60	54	A	LSU	44 76								

Non-Div I Games: Southern-N.O. 86 49 William Carey 86 45

Nicholls St.

Loss, Non-Conf, S Site, H Home A Away N Neutral

Average RPI Win:	300	WON-LOST	WINNING	LAST 10	STRENGTH OF	OPP. STRENGTH	TEAM	ADJ.	CONF.	ADJ CONF.
Average RPI Loss:	171	RECORD	PCT. RANK	GAMES	SCHEDULE	OF SCHEDULE	RPI	RPI	RPI	RPI
DIV. I ONLY	9- 10	187	1- 0	335	310	266	266	32	32	
DIV. I NON-CONF.	3- 8	267	1- 0	271	178	298	298	32	32	
TOTALS	RPI 1-25	RPI 26-50	W-L RECORDS	RPI 51-100	RPI 101-150	RPI 150+				
9- 10	0- 0	0- 0	OVERALL	0- 2	0- 3	9- 5				
5- 3	0- 0	0- 0	HOME	0- 0	0- 1	5- 2				
3- 7	0- 0	0- 0	AWAY	0- 2	0- 2	3- 3				
1- 0	0- 0	0- 0	NEUTRAL	0- 0	0- 0	1- 0				
3- 8	0- 0	0- 0	NON-CONFERENCE	0- 2	0- 3	3- 3				
2- 2	0- 0	0- 0	HOME	0- 0	0- 1	2- 1				
0- 6	0- 0	0- 0	AWAY	0- 2	0- 2	0- 2				
1- 0	0- 0	0- 0	NEUTRAL	0- 0	0- 0	1- 0				
6- 2	0- 0	0- 0	CONFERENCE	0- 0	0- 0	6- 2				
3- 1	0- 0	0- 0	HOME	0- 0	0- 0	3- 1				
3- 1	0- 0	0- 0	AWAY	0- 0	0- 0	3- 1				
0- 0	0- 0	0- 0	NEUTRAL	0- 0	0- 0	0- 0				

RPI 1-25				RPI 26-50				RPI 51-100				RPI 101+ Team's RPI: 266			
RPI	S	Opponent	Score	RPI	S	Opponent	Score	RPI	S	Opponent	Score	RPI	S	Opponent	Score
								67	A	Old Dominion	53 69	125	A	High Point	51 83
								98	A	Wake Forest	61 63	136	A	Lehigh	41 62
												148	H	William & Mary	44 55
												179	H	UMES	43 59
												201	A	Ole Miss	42 60
												214	H	Navy	65 58
												221	A	Howard	70 74
												229	N	Liberty	66 53
												249	H	Campbell	49 57
												267	H	Bethune-Cookman	57 50
												286	A	La Salle	52 62
												292	A	South Carolina St.	57 50
												315	A	Coppin St.	68 63
												343	H	Longwood	74 42
												347	H	Delaware St.	63 50
												348	A	Savannah St.	78 42
												349	H	Florida A&M	60 58
LAST 12 Division I GAMES:															
				229	N	Liberty	66 53	315	A	Coppin St.	68 63				
				221	A	Howard	70 74	349	H	Florida A&M	60 58				
				179	H	UMES	43 59	347	H	Delaware St.	63 50				
				292	A	South Carolina St.	57 50	98	A	Wake Forest	61 63				
				348	A	Savannah St.	78 42	148	H	William & Mary	44 55				
				267	H	Bethune-Cookman	57 50	125	A	High Point	51 83				

Non-Div I Games: Cheyney 93 40 Saint Augustine's 71 38

Norfolk St.

Average RPI Win:	268	WON-LOST	WINNING	LAST 10	STRENGTH OF	OPP. STRENGTH	TEAM	ADJ.	CONF.	ADJ CONF.
Average RPI Loss:	129	RECORD	PCT. RANK	GAMES	SCHEDULE	OF SCHEDULE	RPI	RPI	RPI	RPI
DIV. I ONLY	12- 2	16	0- 0	351	221	161	161	24	24	
DIV. I NON-CONF.	5- 1	37	0- 0	348	158	165	165	27	27	
TOTALS	RPI 1-25	RPI 26-50	W-L RECORDS	RPI 51-100	RPI 101-150	RPI 150+				
12- 2	0- 0	0- 0	OVERALL	0- 1	0- 0	12- 1				
4- 1	0- 0	0- 0	HOME	0- 1	0- 0	4- 0				
6- 1	0- 0	0- 0	AWAY	0- 0	0- 0	6- 1				
2- 0	0- 0	0- 0	NEUTRAL	0- 0	0- 0	2- 0				
5- 1	0- 0	0- 0	NON-CONFERENCE	0- 0	0- 0	5- 1				
1- 0	0- 0	0- 0	HOME	0- 0	0- 0	1- 0				
2- 1	0- 0	0- 0	AWAY	0- 0	0- 0	2- 1				
2- 0	0- 0	0- 0	NEUTRAL	0- 0	0- 0	2- 0				
7- 1	0- 0	0- 0	CONFERENCE	0- 1	0- 0	7- 0				
3- 1	0- 0	0- 0	HOME	0- 1	0- 0	3- 0				
4- 0	0- 0	0- 0	AWAY	0- 0	0- 0	4- 0				
0- 0	0- 0	0- 0	NEUTRAL	0- 0	0- 0	0- 0				

RPI 1-25			RPI 26-50			RPI 51-100			RPI 101+			Team's RPI: 161
RPI	S	Opponent	Score	RPI	S	Opponent	Score	RPI	S	Opponent	Score	
						89	H FGCU	52	68	169	A Xavier	81 94
										171	A Vanderbilt	74 71
										215	N Southeast Mo. St.	80 67
										217	A Jacksonville	62 59
										226	H Alabama St.	68 42
										235	H Stetson	71 55
										285	A North Florida	70 64
										295	H Kennesaw St.	80 55
										298	A Mississippi Val.	86 72
										309	A NJIT	77 54
										309	H NJIT	72 60
										325	A Lipscomb	81 60
										334	N Western Caro.	89 66
LAST 12 Division I GAMES:												
325	A	Lipscomb	81 60	89	H	FGCU	52 68					
309	A	NJIT	77 54	285	A	North Florida	70 64					
295	H	Kennesaw St.	80 55	298	A	Mississippi Val.	86 72					
235	H	Stetson	71 55	169	A	Xavier	81 94					
217	A	Jacksonville	62 59	334	N	Western Caro.	89 66					
309	H	NJIT	72 60	215	N	Southeast Mo. St.	80 67					

Non-Div I Games: Stillman 99 43 Martin Methodist 79 48 Lane 98 57 Blue Mountain (MS) 70 42 North Ala.

North Carolina

Through Games Of Feb. 4, 2019

Average RPI Win:	106	WON-LOST	WINNING	LAST 10	STRENGTH OF	OPP. STRENGTH	TEAM	ADJ.	CONF.	ADJ CONF.
Average RPI Loss:	52	RECORD	PCT. RANK	GAMES	SCHEDULE	OF SCHEDULE	RPI	RPI	RPI	RPI
DIV. I ONLY	14- 9	113	1- 0	3	22	22	22	1	1	
DIV. I NON-CONF.	9- 5	105	0- 0	40	75	56	56	1	1	
TOTALS	RPI 1-25	RPI 26-50	W-L RECORDS	RPI 51-100	RPI 101-150	RPI 150+				
14- 9	2- 3	3- 2	OVERALL	3- 2	2- 2	4- 0				
8- 2	1- 1	1- 0	HOME	2- 1	2- 0	2- 0				
3- 5	1- 2	0- 1	AWAY	1- 0	0- 2	1- 0				
3- 2	0- 0	2- 1	NEUTRAL	0- 1	0- 0	1- 0				
9- 5	0- 0	2- 1	NON-CONFERENCE	1- 2	2- 2	4- 0				
5- 1	0- 0	0- 0	HOME	1- 1	2- 0	2- 0				
1- 2	0- 0	0- 0	AWAY	0- 0	0- 2	1- 0				
3- 2	0- 0	2- 1	NEUTRAL	0- 1	0- 0	1- 0				
5- 4	2- 3	1- 1	CONFERENCE	2- 0	0- 0	0- 0				
3- 1	1- 1	1- 0	HOME	1- 0	0- 0	0- 0				
2- 3	1- 2	0- 1	AWAY	1- 0	0- 0	0- 0				
0- 0	0- 0	0- 0	NEUTRAL	0- 0	0- 0	0- 0				

RPI 1-25				Team's RPI: 22	RPI 26-50				RPI 51-100				RPI 101+																										
RPI	S	Opponent	Score		RPI	S	Opponent	Score		RPI	S	Opponent	Score		RPI	S	Opponent	Score																					
1	H	Notre Dame	78	73	27	A	Miami (FL)	68	76	51	N	Auburn	81	86	110	A	Ohio St.	69	76																				
3	A	Louisville	66	73	33	N	Kentucky	75	85	56	A	Virginia Tech	81	69	118	H	UNCW	82	55																				
9	A	NC State	64	51	37	N	Rice	71	50	75	H	Kent St.	73	60	121	H	VCU	59	47																				
10	A	Syracuse	77	90	41	H	Georgia Tech	91	90	76	H	Maine	73	85	131	A	Colorado	74	86																				
23	H	Florida St.	63	64	49	N	UCLA	83	49	98	H	Wake Forest	84	61	153	N	South Fla.	71	69																				
LAST 12 Division I GAMES:																																							
9 A NC State					64 51					10 A Syracuse					77 90																								
41 H Georgia Tech					91 90					23 H Florida St.					63 64																								
1 H Notre Dame					78 73					3 A Louisville					66 73																								
56 A Virginia Tech					81 69					221 H Howard					85 63																								
27 A Miami (FL)					68 76					51 N Auburn					81 86																								
98 H Wake Forest					84 61					37 N Rice					71 50																								

Non-Div I Games:

North Carolina

Loss, Non-Conf, S Site, H Home A Away N Neutral

North Dakota

Through Games Of Feb. 4, 2019

Average RPI Win:	271	WON-LOST	WINNING	LAST 10	STRENGTH OF	OPP. STRENGTH	TEAM	ADJ.	CONF.	ADJ CONF.
Average RPI Loss:	148	RECORD	PCT. RANK	GAMES	SCHEDULE	OF SCHEDULE	RPI	RPI	RPI	RPI
DIV. I ONLY	8- 14	248	1- 0	244	160	222	222	19	19	
DIV. I NON-CONF.	4- 8	241	0- 0	193	98	191	191	19	19	
TOTALS	RPI 1-25	RPI 26-50	W-L RECORDS	RPI 51-100	RPI 101-150	RPI 150+				
8- 14	0- 2	0- 2	OVERALL	0- 1	0- 1	8- 8				
2- 4	0- 0	0- 2	HOME	0- 0	0- 0	2- 2				
4- 10	0- 2	0- 0	AWAY	0- 1	0- 1	4- 6				
2- 0	0- 0	0- 0	NEUTRAL	0- 0	0- 0	2- 0				
4- 8	0- 2	0- 0	NON-CONFERENCE	0- 1	0- 1	4- 4				
0- 1	0- 0	0- 0	HOME	0- 0	0- 0	0- 1				
2- 7	0- 2	0- 0	AWAY	0- 1	0- 1	2- 3				
2- 0	0- 0	0- 0	NEUTRAL	0- 0	0- 0	2- 0				
4- 6	0- 0	0- 2	CONFERENCE	0- 0	0- 0	4- 4				
2- 3	0- 0	0- 2	HOME	0- 0	0- 0	2- 1				
2- 3	0- 0	0- 0	AWAY	0- 0	0- 0	2- 3				
0- 0	0- 0	0- 0	NEUTRAL	0- 0	0- 0	2- 0				

RPI S	Opponent	Score	RPI S	Opponent	Score	RPI S	Opponent	Score	RPI S	Opponent	Score	Team's RPI: 222
10	A Syracuse	49 85	28	H South Dakota St.	48 66	93	A UNI	60 64	115	A Penn St.	68 75	
11	A Iowa St.	35 87	35	H South Dakota	50 80				167	A Denver	66 87	
									185	A Oral Roberts	75 67	
									186	A Illinois St.	55 67	
									193	H Milwaukee	46 64	
									199	A Rhode Island	63 77	
									207	A Massachusetts	59 52	
									224	N San Francisco	100 97	
									235	A Stetson	63 74	
									242	A Western Ill.	90 111	
									242	H Western Ill.	80 92	
									284	N Western Mich.	62 50	
									294	A Valparaiso	62 56	
									312	A North Dakota St.	57 69	
									321	A Omaha	69 68	
									321	H Omaha	68 57	
									332	H Purdue Fort Wayne	79 60	
LAST 12 Division I GAMES:												
321	A Omaha	69 68	321	H Omaha	68 57							
242	A Western Ill.	90 111	167	A Denver	66 87							
35	H South Dakota	50 80	185	A Oral Roberts	75 67							
312	A North Dakota St.	57 69	332	H Purdue Fort Wayne	79 60							
28	H South Dakota St.	48 66	224	N San Francisco	100 97							
242	H Western Ill.	80 92	284	N Western Mich.	62 50							

Non-Div I Games: Mayville St. 84 50

North Dakota

Loss, Non-Conf, S Site, H Home A Away N Neutral

Average RPI Win:	284	WON-LOST	WINNING	LAST 10	STRENGTH OF	OPP. STRENGTH	TEAM	ADJ.	CONF.	ADJ CONF.
Average RPI Loss:	166	RECORD	PCT. RANK	GAMES	SCHEDULE	OF SCHEDULE	RPI	RPI	RPI	RPI
DIV. I ONLY	5- 15	298	0- 1	288	186	312	312	19	19	
DIV. I NON-CONF.	2- 9	297	0- 0	303	180	330	330	19	19	
TOTALS	RPI 1-25	RPI 26-50	W-L RECORDS	RPI 51-100	RPI 101-150	RPI 150+				
5- 15	0- 0	0- 2	OVERALL	0- 2	0- 1	5- 10				
4- 4	0- 0	0- 1	HOME	0- 0	0- 1	4- 2				
1- 9	0- 0	0- 1	AWAY	0- 2	0- 0	1- 6				
0- 2	0- 0	0- 0	NEUTRAL	0- 0	0- 0	0- 2				
2- 9	0- 0	0- 0	NON-CONFERENCE	0- 2	0- 1	2- 6				
1- 3	0- 0	0- 0	HOME	0- 0	0- 1	1- 2				
1- 4	0- 0	0- 0	AWAY	0- 2	0- 0	1- 2				
0- 2	0- 0	0- 0	NEUTRAL	0- 0	0- 0	0- 2				
3- 6	0- 0	0- 2	CONFERENCE	0- 0	0- 0	3- 4				
3- 1	0- 0	0- 1	HOME	0- 0	0- 0	3- 0				
0- 5	0- 0	0- 1	AWAY	0- 0	0- 0	0- 4				
0- 0	0- 0	0- 0	NEUTRAL	0- 0	0- 0	0- 0				

RPI 1-25				RPI 26-50				RPI 51-100				RPI 101+				Team's RPI: 312	
RPI	S	Opponent	Score	RPI	S	Opponent	Score	RPI	S	Opponent	Score	RPI	S	Opponent	Score		
				28	A	South Dakota St.	33 86	80	A	Pacific	68 75	105	H	Creighton	51 86		
				35	H	South Dakota	41 67	99	A	Northern Ill.	63 81	167	A	Denver	54 81		
												176	N	North Texas	78 92		
												178	A	Wisconsin	53 64		
												185	A	Oral Roberts	72 101		
												193	H	Milwaukee	55 57		
												219	H	UMKC	59 69		
												222	H	North Dakota	69 57		
												224	N	San Francisco	42 75		
												235	A	Stetson	59 60		
												242	A	Western Ill.	70 82		
												242	H	Western Ill.	68 60		
												294	A	Valparaiso	51 48		
												321	A	Omaha	61 78		
												328	H	New Hampshire	56 51		
												332	H	Purdue Fort Wayne	70 54		
LAST 12 Division I GAMES:																	
				242	A	Western Ill.	70 82	321	A	Omaha	61 78						
				185	A	Oral Roberts	72 101	35	H	South Dakota	41 67						
				28	A	South Dakota St.	33 86	332	H	Purdue Fort Wayne	70 54						
				222	H	North Dakota	69 57	235	A	Stetson	59 60						
				167	A	Denver	54 81	224	N	San Francisco	42 75						
				242	H	Western Ill.	68 60	294	A	Valparaiso	51 48						

Non-Div I Games: Mayville St. 49 43

North Dakota St.

■ Loss,
 ■ Non-Conf,
 ■ S Site,
 ■ Home
 ■ A Away
 N Neutral

North Florida

Through Games Of Feb. 4, 2019

Average RPI Win:	308	WON-LOST	WINNING	LAST 10	STRENGTH OF	OPP. STRENGTH	TEAM	ADJ.	CONF.	ADJ CONF.
Average RPI Loss:	167	RECORD	PCT. RANK	GAMES	SCHEDULE	OF SCHEDULE	RPI	RPI	RPI	RPI
DIV. I ONLY	6- 11	251	1- 0	273	289	285	285	24	24	
DIV. I NON-CONF.	3- 6	241	0- 0	311	295	323	323	27	27	
TOTALS	RPI 1-25	RPI 26-50	W-L RECORDS	RPI 51-100	RPI 101-150	RPI 150+				
6- 11	0- 1	0- 1	OVERALL	0- 2	0- 0	6- 7				
4- 4	0- 0	0- 0	HOME	0- 1	0- 0	4- 3				
2- 7	0- 1	0- 1	AWAY	0- 1	0- 0	2- 4				
0- 0	0- 0	0- 0	NEUTRAL	0- 0	0- 0	0- 0				
3- 6	0- 1	0- 1	NON-CONFERENCE	0- 0	0- 0	3- 4				
3- 1	0- 0	0- 0	HOME	0- 0	0- 0	3- 1				
0- 5	0- 1	0- 1	AWAY	0- 0	0- 0	0- 3				
0- 0	0- 0	0- 0	NEUTRAL	0- 0	0- 0	0- 0				
3- 5	0- 0	0- 0	CONFERENCE	0- 2	0- 0	3- 3				
1- 3	0- 0	0- 0	HOME	0- 1	0- 0	1- 2				
2- 2	0- 0	0- 0	AWAY	0- 1	0- 0	2- 1				
0- 0	0- 0	0- 0	NEUTRAL	0- 0	0- 0	0- 0				

RPI S	Opponent	Score	RPI S	Opponent	Score	RPI S	Opponent	Score	RPI S	Opponent	Score	Team's RPI: 285
23	A Florida St.	53 74	34	A Indiana	52 75	89	A FGCU	48 80	161	H North Ala.	64 70	
						89	H FGCU	66 105	201	A Ole Miss	69 82	
									217	H Jacksonville	72 80	
									220	A Colorado St.	59 61	
									229	A Liberty	53 69	
									235	H Stetson	71 57	
									267	A Bethune-Cookman	60 76	
									295	A Kennesaw St.	71 60	
									303	H Alabama A&M	62 63	
									316	H FIU	62 53	
									325	A Lipscomb	68 53	
									329	H Charleston So.	82 76	
									349	H Florida A&M	64 53	
LAST 12 Division I GAMES:												
295	A Kennesaw St.	71 60	325	A Lipscomb	68 53							
89	A FGCU	48 80	161	H North Ala.	64 70							
217	H Jacksonville	72 80	201	A Ole Miss	69 82							
229	A Liberty	53 69	303	H Alabama A&M	62 63							
235	H Stetson	71 57	267	A Bethune-Cookman	60 76							
89	H FGCU	66 105	316	H FIU	62 53							

Non-Div I Games: Trinity Baptist 99 40 Warner 67 36

North Florida

Loss, Non-Conf, S Site, H Home A Away N Neutral

North Texas

Through Games Of Feb. 4, 2019

Average RPI Win:	221	WON-LOST	WINNING	LAST 10	STRENGTH OF	OPP. STRENGTH	TEAM	ADJ.	CONF.	ADJ CONF.
Average RPI Loss:	111	RECORD	PCT. RANK	GAMES	SCHEDULE	OF SCHEDULE	RPI	RPI	RPI	RPI
DIV. I ONLY	8- 10	211	1- 0	115	143	176	176	14	14	
DIV. I NON-CONF.	4- 5	190	0- 0	204	149	235	235	18	18	
TOTALS	RPI 1-25	RPI 26-50	W-L RECORDS	RPI 51-100	RPI 101-150	RPI 150+				
8- 10	0- 0	0- 3	OVERALL	1- 3	0- 1	7- 3				
5- 4	0- 0	0- 1	HOME	1- 1	0- 0	4- 2				
2- 5	0- 0	0- 1	AWAY	0- 2	0- 1	2- 1				
1- 1	0- 0	0- 1	NEUTRAL	0- 0	0- 0	1- 0				
4- 5	0- 0	0- 2	NON-CONFERENCE	1- 1	0- 0	3- 2				
3- 2	0- 0	0- 1	HOME	1- 0	0- 0	2- 1				
0- 2	0- 0	0- 0	AWAY	0- 1	0- 0	0- 1				
1- 1	0- 0	0- 1	NEUTRAL	0- 0	0- 0	1- 0				
4- 5	0- 0	0- 1	CONFERENCE	0- 2	0- 1	4- 1				
2- 2	0- 0	0- 0	HOME	0- 1	0- 0	2- 1				
2- 3	0- 0	0- 1	AWAY	0- 1	0- 1	2- 0				
0- 0	0- 0	0- 0	NEUTRAL	0- 0	0- 0	0- 0				

RPI 1-25				RPI 26-50				RPI 51-100				RPI 101+ Team's RPI: 176			
RPI	S	Opponent	Score	RPI	S	Opponent	Score	RPI	S	Opponent	Score	RPI	S	Opponent	Score
				30	H	Texas	54 64	58	A	Middle Tenn.	46 61	141	A	UAB	60 70
				37	A	Rice	52 64	59	A	Kansas St.	42 60	157	A	Louisiana Tech	65 54
				46	N	Wyoming	49 53	66	H	Missouri St.	83 76	158	H	Charlotte	68 63
								67	H	Old Dominion	71 72	183	A	Southern Miss.	62 48
												195	H	Utah St.	41 57
												202	A	SMU	66 73
												274	H	CSU Bakersfield	71 59
												276	H	UTSA	54 57
												278	H	UTEP	70 51
												312	N	North Dakota St.	92 78
												339	H	Houston Baptist	100 75
LAST 12 Division I GAMES:															
				158	H	Charlotte	68 63	278	H	UTEP	70 51				
				67	H	Old Dominion	71 72	183	A	Southern Miss.	62 48				
				58	A	Middle Tenn.	46 61	157	A	Louisiana Tech	65 54				
				141	A	UAB	60 70	274	H	CSU Bakersfield	71 59				
				37	A	Rice	52 64	195	H	Utah St.	41 57				
				276	H	UTSA	54 57	339	H	Houston Baptist	100 75				

Non-Div I Games: Mid-Amer. Christian82 35 Xavier (LA) 59 46 Okla. Panhandle 93 52

North Texas

Loss, Non-Conf, S Site, H Home A Away N Neutral

Average RPI Win:	193	WON-LOST	WINNING	LAST 10	STRENGTH OF	OPP. STRENGTH	TEAM	ADJ.	CONF.	ADJ CONF.
Average RPI Loss:	128	RECORD	PCT. RANK	GAMES	SCHEDULE	OF SCHEDULE	RPI	RPI	RPI	RPI
DIV. I ONLY	14- 6	68	0- 1	164	159	84	84	10	10	
DIV. I NON-CONF.	10- 1	17	0- 0	194	208	39	39	11	11	
TOTALS	RPI 1-25	RPI 26-50	W-L RECORDS	RPI 51-100	RPI 101-150	RPI 150+				
14- 6	0- 0	0- 1	OVERALL	1- 1	4- 3	9- 1				
9- 1	0- 0	0- 0	HOME	1- 1	2- 0	6- 0				
5- 5	0- 0	0- 1	AWAY	0- 0	2- 3	3- 1				
0- 0	0- 0	0- 0	NEUTRAL	0- 0	0- 0	0- 0				
10- 1	0- 0	0- 0	NON-CONFERENCE	1- 0	3- 1	6- 0				
6- 0	0- 0	0- 0	HOME	1- 0	1- 0	4- 0				
4- 1	0- 0	0- 0	AWAY	0- 0	2- 1	2- 0				
0- 0	0- 0	0- 0	NEUTRAL	0- 0	0- 0	0- 0				
4- 5	0- 0	0- 1	CONFERENCE	0- 1	1- 2	3- 1				
3- 1	0- 0	0- 0	HOME	0- 1	1- 0	2- 0				
1- 4	0- 0	0- 1	AWAY	0- 0	0- 2	1- 1				
0- 0	0- 0	0- 0	NEUTRAL	0- 0	0- 0	0- 0				























































RPI 1-25				RPI 26-50				RPI 51-100				Team's RPI: 84		RPI 101+			
RPI	S	Opponent	Score	RPI	S	Opponent	Score	RPI	S	Opponent	Score			RPI	S	Opponent	Score
				42	A	James Madison	49 84	76	H	Maine	63 55			103	A	Providence	65 59
								86	H	Drexel	59 61			106	A	Dayton	84 79
														118	A	UNCW	70 83
														119	A	Towson	83 88
														139	H	Fordham	58 54
														148	H	William & Mary	88 74
														150	A	Marist	84 90
														163	H	Delaware	75 62
														168	H	Boston U.	81 51
														198	H	Elon	79 71
														207	H	Massachusetts	53 52
														208	A	Florida	79 66
														252	A	Hofstra	61 78
														253	H	Air Force	54 41
														293	A	Col. of Charleston	87 56
														317	A	Fairfield	59 50
														328	H	New Hampshire	69 54
LAST 12 Division I GAMES:																	
				118	A	UNCW	70 83					119	A	Towson	83 88		
				293	A	Col. of Charleston	87 56					148	H	William & Mary	88 74		
				252	A	Hofstra	61 78					198	H	Elon	79 71		
				163	H	Delaware	75 62					76	H	Maine	63 55		
				86	H	Drexel	59 61					150	A	Marist	84 90		
				42	A	James Madison	49 84					103	A	Providence	65 59		

Non-Div I Games:

Northeastern





■ Loss,
 ■ Non-Conf, S Site,
 ■ Home
 ■ Away
 N Neutral

Average RPI Win:	239	WON-LOST	WINNING	LAST 10	STRENGTH OF	OPP. STRENGTH	TEAM	ADJ.	CONF.	ADJ CONF.
Average RPI Loss:	149	RECORD	PCT. RANK	GAMES	SCHEDULE	OF SCHEDULE	RPI	RPI	RPI	RPI
DIV. I ONLY	6- 14	274	0- 1	241	128	265	265	16	16	
DIV. I NON-CONF.	4- 5	190	0- 1	226	91	192	192	12	12	
TOTALS	RPI 1-25	RPI 26-50	W-L RECORDS	RPI 51-100	RPI 101-150	RPI 150+				
6- 14	0- 0	0- 1	OVERALL	0- 3	2- 4	4- 6				
3- 5	0- 0	0- 1	HOME	0- 2	1- 0	2- 2				
3- 8	0- 0	0- 0	AWAY	0- 1	1- 4	2- 3				
0- 1	0- 0	0- 0	NEUTRAL	0- 0	0- 0	0- 1				
4- 5	0- 0	0- 1	NON-CONFERENCE	0- 1	2- 1	2- 2				
2- 1	0- 0	0- 1	HOME	0- 0	1- 0	1- 0				
2- 3	0- 0	0- 0	AWAY	0- 1	1- 1	1- 1				
0- 1	0- 0	0- 0	NEUTRAL	0- 0	0- 0	0- 1				
2- 9	0- 0	0- 0	CONFERENCE	0- 2	0- 3	2- 4				
1- 4	0- 0	0- 0	HOME	0- 2	0- 0	1- 2				
1- 5	0- 0	0- 0	AWAY	0- 0	0- 3	1- 2				
0- 0	0- 0	0- 0	NEUTRAL	0- 0	0- 0	0- 0				

RPI 1-25	RPI 26-50	RPI 51-100	RPI 101+ Team's RPI: 265
RPI S Opponent Score	RPI S Opponent Score	RPI S Opponent Score	RPI S Opponent Score
	39  New Mexico 55  84	70  Arizona 47  71	109  Northern Colo. 53  63
		74  Idaho St. 69  80	112  Loyola Marymount 63 62
		96  Idaho 69  86	128  Fresno St. 86 73
			135  Washington 59  81
			140  Montana St. 70  80
			145  Montana 62  78
			163  Portland St. 55  72
			197  Eastern Wash. 62  64
			202 N SMU 48  55
			220  Colorado St. 54  65
			238  Sacramento St. 61  65
			258  Southern Utah 78 69
			258  Southern Utah 76  82
			287  California Baptist 91 88
			308  Weber St. 74 64
			341  Seattle U 65 58
LAST 12 Division I GAMES:			
202 N SMU 48  55	238  Sacramento St. 61  65		
197  Eastern Wash. 62  64	258  Southern Utah 76  82		
96  Idaho 69  86	74  Idaho St. 69  80		
258  Southern Utah 78 69	308  Weber St. 74 64		
109  Northern Colo. 53  63	140  Montana St. 70  80		
163  Portland St. 55  72	145  Montana 62  78		

Non-Div I Games:

Northern Ariz.

 Loss,
  Non-Conf, S Site,
  Home
  Away
 N Neutral

Average RPI Win:	180	WON-LOST	WINNING	LAST 10	STRENGTH OF	OPP. STRENGTH	TEAM	ADJ.	CONF.	ADJ CONF.
Average RPI Loss:	153	RECORD	PCT. RANK	GAMES	SCHEDULE	OF SCHEDULE	RPI	RPI	RPI	RPI
DIV. I ONLY	14- 6	68	1- 0	218	94	109	109	16	16	
DIV. I NON-CONF.	5- 4	139	0- 0	221	26	109	109	12	12	
TOTALS	RPI 1-25	RPI 26-50	W-L RECORDS	RPI 51-100	RPI 101-150	RPI 150+				
14- 6	0- 0	0- 1	OVERALL	2- 1	3- 2	9- 2				
7- 2	0- 0	0- 0	HOME	1- 0	1- 1	5- 1				
7- 4	0- 0	0- 1	AWAY	1- 1	2- 1	4- 1				
0- 0	0- 0	0- 0	NEUTRAL	0- 0	0- 0	0- 0				
5- 4	0- 0	0- 1	NON-CONFERENCE	0- 1	1- 1	4- 1				
3- 0	0- 0	0- 0	HOME	0- 0	1- 0	2- 0				
2- 4	0- 0	0- 1	AWAY	0- 1	0- 1	2- 1				
0- 0	0- 0	0- 0	NEUTRAL	0- 0	0- 0	0- 0				
9- 2	0- 0	0- 0	CONFERENCE	2- 0	2- 1	5- 1				
4- 2	0- 0	0- 0	HOME	1- 0	0- 1	3- 1				
5- 0	0- 0	0- 0	AWAY	1- 0	2- 0	2- 0				
0- 0	0- 0	0- 0	NEUTRAL	0- 0	0- 0	0- 0				

RPI 1-25				RPI 26-50				RPI 51-100				RPI 101+				Team's RPI: 109	
RPI	S	Opponent	Score	RPI	S	Opponent	Score	RPI	S	Opponent	Score	RPI	S	Opponent	Score		
				31	A	BYU	50 70	54	A	LSU	57 62	130	H	Chattanooga	68 65		
								74	H	Idaho St.	60 56	131	A	Colorado	69 77		
								96	A	Idaho	86 72	140	A	Montana St.	84 73		
												140	H	Montana St.	66 79		
												145	A	Montana	73 62		
												163	H	Portland St.	79 63		
												167	H	Denver	74 66		
												197	A	Eastern Wash.	67 62		
												202	H	SMU	58 57		
												220	A	Colorado St.	53 47		
												224	A	San Francisco	68 63		
												238	H	Sacramento St.	82 69		
												253	A	Air Force	57 69		
												258	A	Southern Utah	71 44		
												265	H	Northern Ariz.	63 53		
												308	H	Weber St.	54 55		
LAST 12 Division I GAMES:																	
				140	A	Montana St.	84 73					145	A	Montana	73 62		
				265	H	Northern Ariz.	63 53					197	A	Eastern Wash.	67 62		
				258	A	Southern Utah	71 44					96	A	Idaho	86 72		
				74	H	Idaho St.	60 56					163	H	Portland St.	79 63		
				308	H	Weber St.	54 55					238	H	Sacramento St.	82 69		
				140	H	Montana St.	66 79					31	A	BYU	50 70		

Non-Div I Games:

Northern Colo.

■ Loss,
 ■ Non-Conf, S Site,
 ■ Home
 ■ Away
 N Neutral

Average RPI Win:	205	WON-LOST	WINNING	LAST 10	STRENGTH OF	OPP. STRENGTH	TEAM	ADJ.	CONF.	ADJ CONF.
Average RPI Loss:	63	RECORD	PCT. RANK	GAMES	SCHEDULE	OF SCHEDULE	RPI	RPI	RPI	RPI
DIV. I ONLY	12- 8	115	1- 0	88	100	99	99	7	7	
DIV. I NON-CONF.	8- 4	91	1- 0	233	133	111	111	8	8	
TOTALS	RPI 1-25	RPI 26-50	W-L RECORDS	RPI 51-100	RPI 101-150	RPI 150+				
12- 8	0- 3	0- 2	OVERALL	3- 1	1- 1	8- 1				
8- 2	0- 1	0- 1	HOME	3- 0	1- 0	4- 0				
2- 6	0- 2	0- 1	AWAY	0- 1	0- 1	2- 1				
2- 0	0- 0	0- 0	NEUTRAL	0- 0	0- 0	2- 0				
8- 4	0- 1	0- 1	NON-CONFERENCE	2- 0	0- 1	6- 1				
6- 0	0- 0	0- 0	HOME	2- 0	0- 0	4- 0				
0- 4	0- 1	0- 1	AWAY	0- 0	0- 1	0- 1				
2- 0	0- 0	0- 0	NEUTRAL	0- 0	0- 0	2- 0				
4- 4	0- 2	0- 1	CONFERENCE	1- 1	1- 0	2- 0				
2- 2	0- 1	0- 1	HOME	1- 0	1- 0	0- 0				
2- 2	0- 1	0- 0	AWAY	0- 1	0- 0	2- 0				
0- 0	0- 0	0- 0	NEUTRAL	0- 0	0- 0	0- 0				

RPI 1-25				RPI 26-50				RPI 51-100				Team's RPI: 99	RPI 101+			
RPI	S	Opponent	Score	RPI	S	Opponent	Score	RPI	S	Opponent	Score		RPI	S	Opponent	Score
11	A	Iowa St.	60 70	34	A	Indiana	73 91	55	H	Miami (OH)	82 71		145	A	Montana	70 86
21	H	Central Mich.	66 89	40	H	Ohio	53 69	75	A	Kent St.	78 87		146	H	Akron	70 59
25	A	Buffalo	64 93					89	H	Yale	89 80		154	A	Southern Ill.	73 82
								93	H	UNI	70 59		191	A	Eastern Mich.	68 65
													218	A	Bowling Green	66 52
													241	H	Brown	109 102
													242	N	Western Ill.	86 61
													243	N	Nevada	98 69
													279	H	Eastern Ill.	78 59
													312	H	North Dakota St.	81 63
													345	H	Chicago St.	114 52
LAST 12 Division I GAMES:																
243	N	Nevada	98 69	146	H	Akron	70 59									
93	H	UNI	70 59	218	A	Bowling Green	66 52									
11	A	Iowa St.	60 70	21	H	Central Mich.	66 89									
191	A	Eastern Mich.	68 65	75	A	Kent St.	78 87									
25	A	Buffalo	64 93	55	H	Miami (OH)	82 71									
40	H	Ohio	53 69	241	H	Brown	109 102									

Non-Div I Games:

Northern Ill.

■ Loss,
 ■ Non-Conf, S Site,
 ■ Home
 ■ Away
 N Neutral

Average RPI Win:	271	WON-LOST	WINNING	LAST 10	STRENGTH OF	OPP. STRENGTH	TEAM	ADJ.	CONF.	ADJ CONF.
Average RPI Loss:	140	RECORD	PCT. RANK	GAMES	SCHEDULE	OF SCHEDULE	RPI	RPI	RPI	RPI
DIV. I ONLY	6- 14	274	1- 0	204	185	281	281	20	20	
DIV. I NON-CONF.	0- 9	336	0- 0	100	135	307	307	17	17	
TOTALS	RPI 1-25	RPI 26-50	W-L RECORDS	RPI 51-100	RPI 101-150	RPI 150+				
6- 14	0- 1	0- 0	OVERALL	0- 4	1- 5	5- 4				
5- 4	0- 0	0- 0	HOME	0- 3	1- 0	4- 1				
1- 7	0- 1	0- 0	AWAY	0- 1	0- 3	1- 2				
0- 3	0- 0	0- 0	NEUTRAL	0- 0	0- 2	0- 1				
0- 9	0- 1	0- 0	NON-CONFERENCE	0- 2	0- 3	0- 3				
0- 2	0- 0	0- 0	HOME	0- 1	0- 0	0- 1				
0- 4	0- 1	0- 0	AWAY	0- 1	0- 1	0- 1				
0- 3	0- 0	0- 0	NEUTRAL	0- 0	0- 2	0- 1				
6- 5	0- 0	0- 0	CONFERENCE	0- 2	1- 2	5- 1				
5- 2	0- 0	0- 0	HOME	0- 2	1- 0	4- 0				
1- 3	0- 0	0- 0	AWAY	0- 0	0- 2	1- 1				
0- 0	0- 0	0- 0	NEUTRAL	0- 0	0- 0	0- 0				

RPI 1-25				RPI 26-50				RPI 51-100				RPI 101+ Team's RPI: 281			
RPI	S	Opponent	Score	RPI	S	Opponent	Score	RPI	S	Opponent	Score	RPI	S	Opponent	Score
3	A	Louisville	59 92					64	H	Belmont	53 71	103	A	Providence	43 48
								72	H	Green Bay	61 81	126	A	Youngstown St.	66 77
								75	A	Kent St.	61 62	134	A	IUPUI	48 70
								83	H	Wright St.	55 61	134	H	IUPUI	60 57
												137	N	Pepperdine	46 51
												146	N	Akron	60 77
												186	H	Illinois St.	53 58
												193	H	Milwaukee	55 54
												269	A	Cleveland St.	47 76
												282	A	Austin Peay	48 52
												286	N	La Salle	56 74
												304	H	Oakland	72 50
												330	H	Detroit Mercy	68 56
												331	A	UIC	67 49
												331	H	UIC	78 44
LAST 12 Division I GAMES:															
331	H	UIC	78 44	83	H	Wright St.	55 61								
134	H	IUPUI	60 57	72	H	Green Bay	61 81								
304	H	Oakland	72 50	193	H	Milwaukee	55 54								
330	H	Detroit Mercy	68 56	134	A	IUPUI	48 70								
126	A	Youngstown St.	66 77	331	A	UIC	67 49								
269	A	Cleveland St.	47 76	137	N	Pepperdine	46 51								

Non-Div I Games: Alderson Broadus 73 32

Northern Ky.

■ Loss,
 ■ Non-Conf,
 ■ S Site,
 ■ H Home
 ■ A Away
 N Neutral

Northwestern

Through Games Of Feb. 4, 2019

Average RPI Win:	161	WON-LOST	WINNING	LAST 10	STRENGTH OF	OPP. STRENGTH	TEAM	ADJ.	CONF.	ADJ CONF.
Average RPI Loss:	64	RECORD	PCT. RANK	GAMES	SCHEDULE	OF SCHEDULE	RPI	RPI	RPI	RPI
DIV. I ONLY	14- 8	97	0- 1	99	37	88	88	4	4	
DIV. I NON-CONF.	7- 4	109	0- 1	216	33	147	147	6	6	
TOTALS	RPI 1-25	RPI 26-50	W-L RECORDS	RPI 51-100	RPI 101-150	RPI 150+				
14- 8	1- 2	1- 2	OVERALL	2- 2	3- 2	7- 0				
8- 4	1- 1	0- 1	HOME	1- 0	2- 2	4- 0				
5- 3	0- 1	1- 1	AWAY	1- 1	1- 0	2- 0				
1- 1	0- 0	0- 0	NEUTRAL	0- 1	0- 0	1- 0				
7- 4	0- 1	0- 1	NON-CONFERENCE	2- 1	1- 1	4- 0				
4- 2	0- 1	0- 0	HOME	1- 0	1- 1	2- 0				
2- 1	0- 0	0- 1	AWAY	1- 0	0- 0	1- 0				
1- 1	0- 0	0- 0	NEUTRAL	0- 1	0- 0	1- 0				
7- 4	1- 1	1- 1	CONFERENCE	0- 1	2- 1	3- 0				
4- 2	1- 0	0- 1	HOME	0- 0	1- 1	2- 0				
3- 2	0- 1	1- 0	AWAY	0- 1	1- 0	1- 0				
0- 0	0- 0	0- 0	NEUTRAL	0- 0	0- 0	0- 0				

RPI 1-25				RPI 26-50				RPI 51-100 Team's RPI: 88				RPI 101+			
RPI	S	Opponent	Score	RPI	S	Opponent	Score	RPI	S	Opponent	Score	RPI	S	Opponent	Score
8	H	Marquette	57 76	34	A	Indiana	75 69	57	A	Michigan	78 79	101	A	Nebraska	58 54
15	A	Rutgers	41 45	38	A	DePaul	60 76	71	H	Duke	84 58	110	H	Ohio St.	76 59
24	H	Michigan St.	70 62	44	H	Purdue	54 57	72	A	Green Bay	57 55	123	H	Pittsburgh	49 52
								95	N	Kansas	57 66	129	H	Minnesota	54 61
												132	H	UT Martin	90 64
												178	H	Wisconsin	72 46
												189	A	Illinois	64 56
												189	H	Illinois	68 45
												208	A	Florida	83 74
												263	N	Wichita St.	65 43
												331	H	UIC	87 44
												345	H	Chicago St.	97 35
LAST 12 Division I GAMES:															
95	N	Kansas	57 66	34	A	Indiana	75 69								
110	H	Ohio St.	76 59	44	H	Purdue	54 57								
129	H	Minnesota	54 61	57	A	Michigan	78 79								
189	A	Illinois	64 56	24	H	Michigan St.	70 62								
101	A	Nebraska	58 54	189	H	Illinois	68 45								
178	H	Wisconsin	72 46	15	A	Rutgers	41 45								

Non-Div I Games:

Northwestern

■ Loss,
 ■ Non-Conf, S Site,
 ■ Home
 ■ Away
 N Neutral

Average RPI Win:	312	WON-LOST	WINNING	LAST 10	STRENGTH OF	OPP. STRENGTH	TEAM	ADJ.	CONF.	ADJ CONF.
Average RPI Loss:	179	RECORD	PCT. RANK	GAMES	SCHEDULE	OF SCHEDULE	RPI	RPI	RPI	RPI
DIV. I ONLY	3- 13	318	0- 0	296	252	336	336	26	26	
DIV. I NON-CONF.	1- 6	318	0- 0	292	92	335	335	23	23	
TOTALS	RPI 1-25	RPI 26-50	W-L RECORDS	RPI 51-100	RPI 101-150	RPI 150+				
3- 13	0- 0	0- 1	OVERALL	0- 2	0- 2	3- 8				
3- 3	0- 0	0- 0	HOME	0- 0	0- 0	3- 3				
0- 10	0- 0	0- 1	AWAY	0- 2	0- 2	0- 5				
0- 0	0- 0	0- 0	NEUTRAL	0- 0	0- 0	0- 0				
1- 6	0- 0	0- 1	NON-CONFERENCE	0- 1	0- 2	1- 2				
1- 1	0- 0	0- 0	HOME	0- 0	0- 0	1- 1				
0- 5	0- 0	0- 1	AWAY	0- 1	0- 2	0- 1				
0- 0	0- 0	0- 0	NEUTRAL	0- 0	0- 0	0- 0				
2- 7	0- 0	0- 0	CONFERENCE	0- 1	0- 0	2- 6				
2- 2	0- 0	0- 0	HOME	0- 0	0- 0	2- 2				
0- 5	0- 0	0- 0	AWAY	0- 1	0- 0	0- 4				
0- 0	0- 0	0- 0	NEUTRAL	0- 0	0- 0	0- 0				

RPI 1-25				RPI 26-50				RPI 51-100				RPI 101+				Team's RPI: 336	
RPI	S	Opponent	Score	RPI	S	Opponent	Score	RPI	S	Opponent	Score	RPI	S	Opponent	Score		
				30	A	Texas	66 104	63	A	SFA	56 84	114	A	Alabama	73 87		
								73	A	Arkansas	53 98	147	A	Oklahoma	56 93		
												159	H	Abilene Christian	63 72		
												183	A	Southern Miss.	54 69		
												184	A	Nicholls St.	86 97		
												205	A	Sam Houston St.	55 66		
												257	A	A&M-Corpus Christi	55 79		
												272	H	Southeastern La.	58 47		
												291	A	Central Ark.	52 74		
												310	H	La.-Monroe	55 63		
												311	H	New Orleans	62 67		
												314	H	McNeese	82 63		
												350	H	Alcorn	78 65		
LAST 12 Division I GAMES:																	
				291	A	Central Ark.	52 74	257	A	A&M-Corpus Christi	55 79						
				311	H	New Orleans	62 67	314	H	McNeese	82 63						
				272	H	Southeastern La.	58 47	184	A	Nicholls St.	86 97						
				205	A	Sam Houston St.	55 66	30	A	Texas	66 104						
				159	H	Abilene Christian	63 72	114	A	Alabama	73 87						
				63	A	SFA	56 84	310	H	La.-Monroe	55 63						

Non-Div I Games: Loyola (LA) 71 66 Central Baptist 82 56 LeTourneau 100 40 Centenary (LA) 94 51 Northwestern St.

Notre Dame

Through Games Of Feb. 4, 2019

Average RPI Win:	68	WON-LOST	WINNING	LAST 10	STRENGTH OF	OPP. STRENGTH	TEAM	ADJ.	CONF.	ADJ CONF.
Average RPI Loss:	14	RECORD	PCT. RANK	GAMES	SCHEDULE	OF SCHEDULE	RPI	RPI	RPI	RPI
DIV. I ONLY	21- 2	6	1- 0	1	2	1	1	1	1	1
DIV. I NON-CONF.	13- 1	9	1- 0	1	12	1	1	1	1	1
TOTALS	RPI 1-25	RPI 26-50	W-L RECORDS	RPI 51-100	RPI 101-150	RPI 150+				
21- 2	5- 2	5- 0	OVERALL	6- 0	4- 0	1- 0				
11- 1	2- 1	1- 0	HOME	3- 0	4- 0	1- 0				
7- 1	1- 1	3- 0	AWAY	3- 0	0- 0	0- 0				
3- 0	2- 0	1- 0	NEUTRAL	0- 0	0- 0	0- 0				
13- 1	4- 1	2- 0	NON-CONFERENCE	4- 0	2- 0	1- 0				
6- 1	1- 1	0- 0	HOME	2- 0	2- 0	1- 0				
4- 0	1- 0	1- 0	AWAY	2- 0	0- 0	0- 0				
3- 0	2- 0	1- 0	NEUTRAL	0- 0	0- 0	0- 0				
8- 1	1- 1	3- 0	CONFERENCE	2- 0	2- 0	0- 0				
5- 0	1- 0	1- 0	HOME	1- 0	2- 0	0- 0				
3- 1	0- 1	2- 0	AWAY	1- 0	0- 0	0- 0				
0- 0	0- 0	0- 0	NEUTRAL	0- 0	0- 0	0- 0				

RPI S	Opponent	Score	RPI S	Opponent	Score	RPI S	Opponent	Score	RPI S	Opponent	Score
3	H Louisville	82 68	31	N Oregon St.	91 81	56	A Virginia Tech	80 51	102	H Boston College	92 63
6	H UConn	71 89	38	A DePaul	101 77	61	A Tennessee	77 62	117	H Western Ky.	94 53
8	A Marquette	87 63	41	A Georgia Tech	76 55	68	H Harvard	103 58	123	H Pittsburgh	100 44
12	N Gonzaga	81 65	41	H Georgia Tech	90 50	81	H Penn	75 55	136	H Lehigh	95 68
13	H Iowa	105 71	47	A Clemson	101 63	82	A Toledo	72 56	245	H Binghamton	103 53
19	N Drake	82 64				98	H Wake Forest	78 48			
22	A North Carolina	73 78									
LAST 12 Division I GAMES:											
31	N Oregon St.	91 81	102	H Boston College	92 63						
19	N Drake	82 64	56	A Virginia Tech	80 51						
41	H Georgia Tech	90 50	98	H Wake Forest	78 48						
47	A Clemson	101 63	3	H Louisville	82 68						
22	A North Carolina	73 78	41	A Georgia Tech	76 55						
61	A Tennessee	77 62	123	H Pittsburgh	100 44						

Non-Div I Games:

Notre Dame

Loss, Non-Conf, S Site, H Home A Away N Neutral

Average RPI Win: 303	WON-LOST	WINNING	LAST 10	STRENGTH OF	OPP. STRENGTH	TEAM	ADJ.	CONF.	ADJ CONF.
Average RPI Loss: 144	RECORD	PCT. RANK	GAMES	SCHEDULE	OF SCHEDULE	RPI	RPI	RPI	RPI
DIV. I ONLY	2- 18	338	0- 1	124	191	304	304	20	20
DIV. I NON-CONF.	1- 8	322	0- 0	26	105	231	231	17	17
TOTALS	RPI 1-25	RPI 26-50	W-L RECORDS	RPI 51-100	RPI 101-150	RPI 150+			
2- 18	0- 2	0- 1	OVERALL	0- 4	0- 4	2- 7			
2- 7	0- 1	0- 1	HOME	0- 2	0- 1	2- 2			
0- 10	0- 1	0- 0	AWAY	0- 2	0- 2	0- 5			
0- 1	0- 0	0- 0	NEUTRAL	0- 0	0- 1	0- 0			
1- 8	0- 2	0- 1	NON-CONFERENCE	0- 2	0- 1	1- 2			
1- 3	0- 1	0- 1	HOME	0- 1	0- 0	1- 0			
0- 4	0- 1	0- 0	AWAY	0- 1	0- 0	0- 2			
0- 1	0- 0	0- 0	NEUTRAL	0- 0	0- 1	0- 0			
1- 10	0- 0	0- 0	CONFERENCE	0- 2	0- 3	1- 5			
1- 4	0- 0	0- 0	HOME	0- 1	0- 1	1- 2			
0- 6	0- 0	0- 0	AWAY	0- 1	0- 2	0- 3			
0- 0	0- 0	0- 0	NEUTRAL	0- 0	0- 0	0- 0			

RPI 1-25				RPI 26-50				RPI 51-100				RPI 101+ Team's RPI: 304			
RPI	S	Opponent	Score	RPI	S	Opponent	Score	RPI	S	Opponent	Score	RPI	S	Opponent	Score
21	A	Central Mich.	61 104	34	H	Indiana	32 59	57	H	Michigan	59 85	126	A	Youngstown St.	61 76
24	H	Michigan St.	58 102					72	H	Green Bay	53 77	126	H	Youngstown St.	55 69
								75	A	Kent St.	65 75	134	A	IUPUI	53 82
								83	A	Wright St.	58 69	146	N	Akron	65 85
												156	A	Bradley	64 73
												186	A	Illinois St.	56 62
												193	H	Milwaukee	52 79
												269	A	Cleveland St.	90 98
												269	H	Cleveland St.	62 64
												275	H	Canisius	71 60
												281	A	Northern Ky.	50 72
												330	H	Detroit Mercy	74 67
												331	A	UIC	65 69
LAST 12 Division I GAMES:															
269	A	Cleveland St.	90 98	134	A	IUPUI	53 82								
126	A	Youngstown St.	61 76	331	A	UIC	65 69								
281	A	Northern Ky.	50 72	330	H	Detroit Mercy	74 67								
83	A	Wright St.	58 69	126	H	Youngstown St.	55 69								
72	H	Green Bay	53 77	269	H	Cleveland St.	62 64								
193	H	Milwaukee	52 79	57	H	Michigan	59 85								

Non-Div I Games: Grace Bible (MI) 94 48 Rochester College 64 46

Oakland

■ Loss,
 ■ Non-Conf,
 ■ S Site,
 ■ Home
 ■ A Away
 N Neutral

Average RPI Win:	169	WON-LOST	WINNING	LAST 10	STRENGTH OF	OPP. STRENGTH	TEAM	ADJ.	CONF.	ADJ CONF.
Average RPI Loss:	38	RECORD	PCT. RANK	GAMES	SCHEDULE	OF SCHEDULE	RPI	RPI	RPI	RPI
DIV. I ONLY	18- 2	10	1- 1	168	77	40	40	7	7	
DIV. I NON-CONF.	11- 0	1	0- 0	272	116	40	40	8	8	
TOTALS	RPI 1-25	RPI 26-50	W-L RECORDS	RPI 51-100	RPI 101-150	RPI 150+				
18- 2	1- 1	1- 0	OVERALL	4- 1	2- 0	10- 0				
9- 2	0- 1	1- 0	HOME	1- 1	1- 0	6- 0				
7- 0	1- 0	0- 0	AWAY	2- 0	1- 0	3- 0				
2- 0	0- 0	0- 0	NEUTRAL	1- 0	0- 0	1- 0				
11- 0	0- 0	1- 0	NON-CONFERENCE	2- 0	2- 0	6- 0				
6- 0	0- 0	1- 0	HOME	0- 0	1- 0	4- 0				
3- 0	0- 0	0- 0	AWAY	1- 0	1- 0	1- 0				
2- 0	0- 0	0- 0	NEUTRAL	1- 0	0- 0	1- 0				
7- 2	1- 1	0- 0	CONFERENCE	2- 1	0- 0	4- 0				
3- 2	0- 1	0- 0	HOME	1- 1	0- 0	2- 0				
4- 0	1- 0	0- 0	AWAY	1- 0	0- 0	2- 0				
0- 0	0- 0	0- 0	NEUTRAL	0- 0	0- 0	0- 0				

RPI 1-25				RPI 26-50				Team's RPI: 40				RPI 51-100				RPI 101+			
RPI	S	Opponent	Score	RPI	S	Opponent	Score	RPI	S	Opponent	Score	RPI	S	Opponent	Score	RPI	S	Opponent	Score
21	H	Central Mich.	70 88	44	H	Purdue	80 73	55	H	Miami (OH)	61 67	118	H	UNCW	95 72				
25	A	Buffalo	74 71					69	N	Lamar University	87 62	134	A	IUPUI	73 66				
								75	H	Kent St.	83 81	180	A	Ball St.	90 75				
								99	A	Northern Ill.	69 53	180	H	Ball St.	94 62				
								100	A	American	77 67	191	H	Eastern Mich.	85 44				
												203	N	St. Bonaventure	70 53				
												218	A	Bowling Green	82 79				
												245	H	Binghamton	86 49				
												259	A	Richmond	109 58				
												269	H	Cleveland St.	72 54				
												315	H	Coppin St.	87 62				
												322	H	Eastern Ky.	100 60				
LAST 12 Division I GAMES:																			
180	H	Ball St.	94 62	55	H	Miami (OH)	61 67	180	A	Ball St.	90 75	21	H	Central Mich.	70 88				
218	A	Bowling Green	82 79	99	A	Northern Ill.	69 53	25	A	Buffalo	74 71	100	A	American	77 67				
191	H	Eastern Mich.	85 44	75	H	Kent St.	83 81	259	A	Richmond	109 58	134	A	IUPUI	73 66				

Non-Div I Games:

Ohio

Average RPI Win:	126	WON-LOST	WINNING	LAST 10	STRENGTH OF	OPP. STRENGTH	TEAM	ADJ.	CONF.	ADJ CONF.
Average RPI Loss:	66	RECORD	PCT. RANK	GAMES	SCHEDULE	OF SCHEDULE	RPI	RPI	RPI	RPI
DIV. I ONLY	9- 11	202	0- 1	34	17	110	110	4	4	
DIV. I NON-CONF.	4- 5	190	0- 0	120	6	188	188	6	6	
TOTALS	RPI 1-25	RPI 26-50	W-L RECORDS	RPI 51-100	RPI 101-150	RPI 150+				
9- 11	2- 3	1- 2	OVERALL	1- 3	2- 2	3- 1				
7- 3	2- 1	1- 0	HOME	1- 0	0- 1	3- 1				
2- 6	0- 2	0- 1	AWAY	0- 2	2- 1	0- 0				
0- 2	0- 0	0- 1	NEUTRAL	0- 1	0- 0	0- 0				
4- 5	1- 1	0- 1	NON-CONFERENCE	1- 1	0- 1	2- 1				
4- 1	1- 0	0- 0	HOME	1- 0	0- 0	2- 1				
0- 2	0- 1	0- 0	AWAY	0- 0	0- 1	0- 0				
0- 2	0- 0	0- 1	NEUTRAL	0- 1	0- 0	0- 0				
5- 6	1- 2	1- 1	CONFERENCE	0- 2	2- 1	1- 0				
3- 2	1- 1	1- 0	HOME	0- 0	0- 1	1- 0				
2- 4	0- 1	0- 1	AWAY	0- 2	2- 0	0- 0				
0- 0	0- 0	0- 0	NEUTRAL	0- 0	0- 0	0- 0				

RPI 1-25				RPI 26-50				RPI 51-100				RPI 101+ Team's RPI: 110			
RPI	S	Opponent	Score	RPI	S	Opponent	Score	RPI	S	Opponent	Score	RPI	S	Opponent	Score
6	A	UConn	53 85	34	H	Indiana	55 50	56	N	Virginia Tech	73 81	101	H	Nebraska	69 78
20	A	Maryland	69 75	44	A	Purdue	42 60	57	A	Michigan	58 62	115	A	Penn St.	76 71
20	H	Maryland	57 70	45	N	Butler	53 66	87	H	Cincinnati	69 56	129	A	Minnesota	65 55
22	H	North Carolina	76 69					88	A	Northwestern	59 76	135	A	Washington	59 69
24	H	Michigan St.	65 55									153	H	South Fla.	47 71
												189	H	Illinois	78 70
												208	H	Florida	46 41
												330	H	Detroit Mercy	55 41
LAST 12 Division I GAMES:															
88	A	Northwestern	59 76	24	H	Michigan St.	65 55								
189	H	Illinois	78 70	34	H	Indiana	55 50								
129	A	Minnesota	65 55	20	A	Maryland	69 75								
20	H	Maryland	57 70	101	H	Nebraska	69 78								
57	A	Michigan	58 62	44	A	Purdue	42 60								
115	A	Penn St.	76 71	56	N	Virginia Tech	73 81								

Non-Div I Games:

Ohio St.

■ Loss,
■ Non-Conf,
■ S Site,
■ H Home
■ A Away
N Neutral

Average RPI Win:	218	WON-LOST	WINNING	LAST 10	STRENGTH OF	OPP. STRENGTH	TEAM	ADJ.	CONF.	ADJ CONF.
Average RPI Loss:	54	RECORD	PCT. RANK	GAMES	SCHEDULE	OF SCHEDULE	RPI	RPI	RPI	RPI
DIV. I ONLY	5- 15	298	0- 1	8	47	147	147	3	3	
DIV. I NON-CONF.	4- 7	228	0- 1	38	107	158	158	3	3	
TOTALS	RPI 1-25	RPI 26-50	W-L RECORDS	RPI 51-100	RPI 101-150	RPI 150+				
5- 15	0- 3	0- 6	OVERALL	0- 4	2- 1	3- 1				
4- 5	0- 2	0- 2	HOME	0- 1	2- 0	2- 0				
1- 8	0- 1	0- 3	AWAY	0- 3	0- 0	1- 1				
0- 2	0- 0	0- 1	NEUTRAL	0- 0	0- 1	0- 0				
4- 7	0- 1	0- 3	NON-CONFERENCE	0- 1	1- 1	3- 1				
3- 2	0- 1	0- 1	HOME	0- 0	1- 0	2- 0				
1- 3	0- 0	0- 1	AWAY	0- 1	0- 0	1- 1				
0- 2	0- 0	0- 1	NEUTRAL	0- 0	0- 1	0- 0				
1- 8	0- 2	0- 3	CONFERENCE	0- 3	1- 0	0- 0				
1- 3	0- 1	0- 1	HOME	0- 1	1- 0	0- 0				
0- 5	0- 1	0- 2	AWAY	0- 2	0- 0	0- 0				
0- 0	0- 0	0- 0	NEUTRAL	0- 0	0- 0	0- 0				

RPI 1-25				RPI 26-50				RPI 51-100				RPI 101+ Team's RPI: 147			
RPI	S	Opponent	Score	RPI	S	Opponent	Score	RPI	S	Opponent	Score	RPI	S	Opponent	Score
2	H	Baylor	53 74	30	A	Texas	63 73	51	A	Auburn	79 95	117	H	Western Ky.	90 83
6	H	UConn	63 72	30	H	Texas	67 76	59	A	Kansas St.	56 86	141	N	UAB	84 89
11	A	Iowa St.	78 104	38	H	DePaul	76 87	65	H	West Virginia	55 66	143	H	Texas Tech	66 61
				39	A	New Mexico	80 84	95	A	Kansas	79 88	153	A	South Fla.	70 87
				47	N	Clemson	62 74					202	A	SMU	77 61
				50	A	TCU	71 86					291	H	Central Ark.	65 52
												336	H	Northwestern St.	93 56
LAST 12 Division I GAMES:															
47	N	Clemson	62 74	65	H	West Virginia	55 66								
30	H	Texas	67 76	30	A	Texas	63 73								
95	A	Kansas	79 88	59	A	Kansas St.	56 86								
2	H	Baylor	53 74	143	H	Texas Tech	66 61								
50	A	TCU	71 86	202	A	SMU	77 61								
11	A	Iowa St.	78 104	6	H	UConn	63 72								

Non-Div I Games:

Oklahoma

■ Loss,
■ Non-Conf,
■ S Site,
■ H Home
■ A Away
N Neutral

Average RPI Win:	188	WON-LOST	WINNING	LAST 10	STRENGTH OF	OPP. STRENGTH	TEAM	ADJ.	CONF.	ADJ CONF.
Average RPI Loss:	41	RECORD	PCT. RANK	GAMES	SCHEDULE	OF SCHEDULE	RPI	RPI	RPI	RPI
DIV. I ONLY	12- 8	115	0- 1	59	73	85	85	3	3	
DIV. I NON-CONF.	9- 2	43	0- 0	266	187	108	108	3	3	
TOTALS	RPI 1-25	RPI 26-50	W-L RECORDS	RPI 51-100	RPI 101-150	RPI 150+				
12- 8	0- 2	1- 3	OVERALL	1- 3	1- 0	9- 0				
10- 3	0- 2	1- 0	HOME	0- 1	1- 0	8- 0				
2- 5	0- 0	0- 3	AWAY	1- 2	0- 0	1- 0				
0- 0	0- 0	0- 0	NEUTRAL	0- 0	0- 0	0- 0				
9- 2	0- 0	0- 1	NON-CONFERENCE	0- 1	0- 0	9- 0				
8- 1	0- 0	0- 0	HOME	0- 1	0- 0	8- 0				
1- 1	0- 0	0- 1	AWAY	0- 0	0- 0	1- 0				
0- 0	0- 0	0- 0	NEUTRAL	0- 0	0- 0	0- 0				
3- 6	0- 2	1- 2	CONFERENCE	1- 2	1- 0	0- 0				
2- 2	0- 2	1- 0	HOME	0- 0	1- 0	0- 0				
1- 4	0- 0	0- 2	AWAY	1- 2	0- 0	0- 0				
0- 0	0- 0	0- 0	NEUTRAL	0- 0	0- 0	0- 0				

RPI 1-25				RPI 26-50				RPI 51-100				Team's RPI: 85	RPI 101+			
RPI	S	Opponent	Score	RPI	S	Opponent	Score	RPI	S	Opponent	Score		RPI	S	Opponent	Score
2	H	Baylor	58 66	30	A	Texas	51 60	59	A	Kansas St.	48 59		143	H	Texas Tech	65 57
11	H	Iowa St.	71 84	49	A	UCLA	59 71	61	H	Tennessee	63 76		170	H	UC Riverside	76 51
				50	A	TCU	55 69	65	A	West Virginia	58 67		175	H	Texas St.	66 55
				50	H	TCU	75 71	95	A	Kansas	72 62		181	H	Arkansas St.	62 60
													185	H	Oral Roberts	89 69
													192	H	Prairie View	70 50
													200	H	Grambling	86 40
													260	H	Samford	82 62
													263	A	Wichita St.	60 47
													339	H	Houston Baptist	77 44
LAST 12 Division I GAMES:																
50	A	TCU	55 69	65	A	West Virginia	58 67									
2	H	Baylor	58 66	50	H	TCU	75 71									
11	H	Iowa St.	71 84	30	A	Texas	51 60									
59	A	Kansas St.	48 59	200	H	Grambling	86 40									
95	A	Kansas	72 62	185	H	Oral Roberts	89 69									
143	H	Texas Tech	65 57	49	A	UCLA	59 71									

Non-Div I Games:

Oklahoma St.

■ Loss,
 ■ Non-Conf, S Site,
 ■ Home
 ■ Away
 N Neutral

Average RPI Win:	209	WON-LOST	WINNING	LAST 10	STRENGTH OF	OPP. STRENGTH	TEAM	ADJ.	CONF.	ADJ CONF.
Average RPI Loss:	92	RECORD	PCT. RANK	GAMES	SCHEDULE	OF SCHEDULE	RPI	RPI	RPI	RPI
DIV. I ONLY	16- 6	62	0- 1	142	147	67	67	14	14	
DIV. I NON-CONF.	9- 3	61	0- 1	45	191	34	34	18	18	
TOTALS	RPI 1-25	RPI 26-50	W-L RECORDS	RPI 51-100	RPI 101-150	RPI 150+				
16- 6	0- 1	0- 1	OVERALL	1- 1	4- 2	11- 1				
8- 1	0- 0	0- 0	HOME	0- 0	2- 1	6- 0				
6- 4	0- 1	0- 1	AWAY	1- 0	1- 1	4- 1				
2- 1	0- 0	0- 0	NEUTRAL	0- 1	1- 0	1- 0				
9- 3	0- 1	0- 0	NON-CONFERENCE	1- 1	4- 1	4- 0				
4- 1	0- 0	0- 0	HOME	0- 0	2- 1	2- 0				
3- 1	0- 1	0- 0	AWAY	1- 0	1- 0	1- 0				
2- 1	0- 0	0- 0	NEUTRAL	0- 1	1- 0	1- 0				
7- 3	0- 0	0- 1	CONFERENCE	0- 0	0- 1	7- 1				
4- 0	0- 0	0- 0	HOME	0- 0	0- 0	4- 0				
3- 3	0- 0	0- 1	AWAY	0- 0	0- 1	3- 1				
0- 0	0- 0	0- 0	NEUTRAL	0- 0	0- 0	0- 0				

RPI	S	Opponent	Score	RPI	S	Opponent	Score	RPI	S	Opponent	Score	RPI	S	Opponent	Score
9	A	NC State	56 85	37	A	Rice	42 48	53	N	Saint Mary's (CA)	65 83	104	H	Virginia	67 73
								87	A	Cincinnati	76 72	117	A	Western Ky.	60 75
												121	H	VCU	60 57
												122	A	Tulane	56 48
												142	N	Tennessee Tech	80 73
												148	H	William & Mary	83 69
												157	A	Louisiana Tech	70 59
												176	A	North Texas	72 71
												183	A	Southern Miss.	53 50
												217	N	Jacksonville	78 76
												231	A	Marshall	48 57
												249	A	Campbell	83 59
												266	H	Norfolk St.	69 53
												276	H	UTSA	72 47
												278	H	UTEP	78 59
												288	H	Fla. Atlantic	87 53
												315	H	Coppin St.	81 51
												316	H	FIU	95 68
LAST 12 Division I GAMES:															
53	N	Saint Mary's (CA)	65 83	157	A	Louisiana Tech	70 59								
37	A	Rice	42 48	316	H	FIU	95 68								
176	A	North Texas	72 71	288	H	Fla. Atlantic	87 53								
276	H	UTSA	72 47	117	A	Western Ky.	60 75								
278	H	UTEP	78 59	231	A	Marshall	48 57								
183	A	Southern Miss.	53 50	315	H	Coppin St.	81 51								

Non-Div I Games:

Old Dominion

■ Loss,
■ Non-Conf,
■ S Site,
■ H Home
■ A Away
N Neutral

Average RPI Win:	231	WON-LOST	WINNING	LAST 10	STRENGTH OF	OPP. STRENGTH	TEAM	ADJ.	CONF.	ADJ CONF.
Average RPI Loss:	83	RECORD	PCT. RANK	GAMES	SCHEDULE	OF SCHEDULE	RPI	RPI	RPI	RPI
DIV. I ONLY	8- 15	257	0- 1	73	91	201	201	5	5	
DIV. I NON-CONF.	6- 8	199	0- 0	164	222	258	258	5	5	
TOTALS	RPI 1-25	RPI 26-50	W-L RECORDS	RPI 51-100	RPI 101-150	RPI 150+				
8- 15	0- 3	1- 3	OVERALL	0- 4	0- 2	7- 3				
7- 8	0- 1	0- 1	HOME	0- 4	0- 1	7- 1				
1- 4	0- 1	1- 1	AWAY	0- 0	0- 0	0- 2				
0- 3	0- 1	0- 1	NEUTRAL	0- 0	0- 1	0- 0				
6- 8	0- 1	0- 2	NON-CONFERENCE	0- 1	0- 2	6- 2				
6- 4	0- 0	0- 1	HOME	0- 1	0- 1	6- 1				
0- 1	0- 0	0- 0	AWAY	0- 0	0- 0	0- 1				
0- 3	0- 1	0- 1	NEUTRAL	0- 0	0- 1	0- 0				
2- 7	0- 2	1- 1	CONFERENCE	0- 3	0- 0	1- 1				
1- 4	0- 1	0- 0	HOME	0- 3	0- 0	1- 0				
1- 3	0- 1	1- 1	AWAY	0- 0	0- 0	0- 1				
0- 0	0- 0	0- 0	NEUTRAL	0- 0	0- 0	0- 0				

RPI 1-25				RPI 26-50				RPI 51-100				RPI 101+ Team's RPI: 201			
RPI	S	Opponent	Score	RPI	S	Opponent	Score	RPI	S	Opponent	Score	RPI	S	Opponent	Score
6	N	UConn	50 90	33	A	Kentucky	55 49	51	H	Auburn	51 64	127	N	St. John's (NY)	59 64
7	A	Mississippi St.	49 80	36	A	Missouri	55 78	54	H	LSU	41 55	134	H	IUPUI	58 66
18	H	Texas A&M	60 72	44	N	Purdue	59 70	73	H	Arkansas	55 85	157	A	Louisiana Tech	71 80
				50	H	TCU	50 55	91	H	Troy	54 71	171	A	Vanderbilt	68 80
												188	H	Temple	62 55
												208	H	Florida	76 66
												223	H	Jacksonville St.	49 60
												237	H	Louisiana	79 57
												266	H	Norfolk St.	60 42
												284	H	Western Mich.	69 66
												285	H	North Florida	82 69
												348	H	Savannah St.	74 51
LAST 12 Division I GAMES:															
18	H	Texas A&M	60 72	54	H	LSU	41 55								
51	H	Auburn	51 64	73	H	Arkansas	55 85								
7	A	Mississippi St.	49 80	36	A	Missouri	55 78								
171	A	Vanderbilt	68 80	285	H	North Florida	82 69								
208	H	Florida	76 66	91	H	Troy	54 71								
33	A	Kentucky	55 49	157	A	Louisiana Tech	71 80								

Non-Div I Games:

Ole Miss

■ Loss,
 ■ Non-Conf,
 ■ S Site,
 ■ H Home
 ■ A Away
 N Neutral

Average RPI Win:	320	WON-LOST	WINNING	LAST 10	STRENGTH OF	OPP. STRENGTH	TEAM	ADJ.	CONF.	ADJ CONF.
Average RPI Loss:	159	RECORD	PCT. RANK	GAMES	SCHEDULE	OF SCHEDULE	RPI	RPI	RPI	RPI
DIV. I ONLY	5- 15	298	1- 0	295	250	321	321	19	19	
DIV. I NON-CONF.	4- 7	228	1- 0	299	286	290	290	19	19	
TOTALS	RPI 1-25	RPI 26-50	W-L RECORDS	RPI 51-100	RPI 101-150	RPI 150+				
5- 15	0- 0	0- 2	OVERALL	0- 2	0- 3	5- 8				
3- 6	0- 0	0- 1	HOME	0- 0	0- 1	3- 4				
1- 8	0- 0	0- 1	AWAY	0- 2	0- 2	1- 3				
1- 1	0- 0	0- 0	NEUTRAL	0- 0	0- 0	1- 1				
4- 7	0- 0	0- 0	NON-CONFERENCE	0- 2	0- 3	4- 2				
2- 2	0- 0	0- 0	HOME	0- 0	0- 1	2- 1				
1- 4	0- 0	0- 0	AWAY	0- 2	0- 2	1- 0				
1- 1	0- 0	0- 0	NEUTRAL	0- 0	0- 0	1- 1				
1- 8	0- 0	0- 2	CONFERENCE	0- 0	0- 0	1- 6				
1- 4	0- 0	0- 1	HOME	0- 0	0- 0	1- 3				
0- 4	0- 0	0- 1	AWAY	0- 0	0- 0	0- 3				
0- 0	0- 0	0- 0	NEUTRAL	0- 0	0- 0	0- 0				

RPI S	Opponent	Score	RPI S	Opponent	Score	RPI S	Opponent	Score	RPI S	Opponent	Score	Team's RPI: 321
28	A South Dakota St.	47 81	59	A Kansas St.	46 61	105	A Creighton	51 66				
35	H South Dakota	49 80	93	A UNI	50 79	140	A Montana St.	56 59				
						144	H CSUN	52 64				
						156	H Bradley	60 80				
						167	H Denver	68 95				
						185	H Oral Roberts	56 71				
						222	A North Dakota	57 68				
						222	H North Dakota	68 69				
						242	A Western Ill.	70 78				
						249	N Campbell	52 65				
						274	H CSU Bakersfield	53 46				
						312	H North Dakota St.	78 61				
						330	A Detroit Mercy	51 42				
						332	A Purdue Fort Wayne	48 56				
						337	H USC Upstate	96 69				
						349	N Florida A&M	57 50				
LAST 12 Division I GAMES:												
349	N Florida A&M	57 50	222	A North Dakota	57 68							
222	H North Dakota	68 69	312	H North Dakota St.	78 61							
28	A South Dakota St.	47 81	185	H Oral Roberts	56 71							
332	A Purdue Fort Wayne	48 56	167	H Denver	68 95							
35	H South Dakota	49 80	93	A UNI	50 79							
242	A Western Ill.	70 78	140	A Montana St.	56 59							

Non-Div I Games: Peru St. 91 44 Graceland (IA) 81 39

Omaha

Loss, Non-Conf, S Site, H Home A Away N Neutral

Oral Roberts

Through Games Of Feb. 4, 2019

Average RPI Win:	274	WON-LOST	WINNING	LAST 10	STRENGTH OF	OPP. STRENGTH	TEAM	ADJ.	CONF.	ADJ CONF.
Average RPI Loss:	93	RECORD	PCT. RANK	GAMES	SCHEDULE	OF SCHEDULE	RPI	RPI	RPI	RPI
DIV. I ONLY	10- 11	178	0- 1	199	157	185	185	19	19	
DIV. I NON-CONF.	5- 6	177	0- 0	149	120	154	154	19	19	
TOTALS	RPI 1-25	RPI 26-50	W-L RECORDS	RPI 51-100	RPI 101-150	RPI 150+				
10- 11	0- 1	0- 3	OVERALL	0- 3	0- 1	10- 3				
5- 5	0- 0	0- 2	HOME	0- 0	0- 1	5- 2				
5- 6	0- 1	0- 1	AWAY	0- 3	0- 0	5- 1				
0- 0	0- 0	0- 0	NEUTRAL	0- 0	0- 0	0- 0				
5- 6	0- 1	0- 0	NON-CONFERENCE	0- 3	0- 1	5- 1				
2- 2	0- 0	0- 0	HOME	0- 0	0- 1	2- 1				
3- 4	0- 1	0- 0	AWAY	0- 3	0- 0	3- 0				
0- 0	0- 0	0- 0	NEUTRAL	0- 0	0- 0	0- 0				
5- 5	0- 0	0- 3	CONFERENCE	0- 0	0- 0	5- 2				
3- 3	0- 0	0- 2	HOME	0- 0	0- 0	3- 1				
2- 2	0- 0	0- 1	AWAY	0- 0	0- 0	2- 1				
0- 0	0- 0	0- 0	NEUTRAL	0- 0	0- 0	0- 0				

RPI 1-25				RPI 26-50				RPI 51-100				RPI 101+ Team's RPI: 185			
RPI	S	Opponent	Score	RPI	S	Opponent	Score	RPI	S	Opponent	Score	RPI	S	Opponent	Score
13	A	Iowa	77 90	28	A	South Dakota St.	55 68	73	A	Arkansas	61 74	113	H	UT Arlington	62 80
				28	H	South Dakota St.	65 74	85	A	Oklahoma St.	69 89	162	H	Tulsa	68 76
				35	H	South Dakota	72 76	95	A	Kansas	58 70	167	A	Denver	76 93
												175	A	Texas St.	81 64
												205	A	Sam Houston St.	73 62
												219	H	UMKC	75 64
												222	H	North Dakota	67 75
												242	H	Western Ill.	68 64
												258	H	Southern Utah	64 59
												312	H	North Dakota St.	101 72
												321	A	Omaha	71 56
												332	A	Purdue Fort Wayne	72 61
												332	H	Purdue Fort Wayne	66 56
												339	A	Houston Baptist	74 56
LAST 12 Division I GAMES:															
				28	H	South Dakota St.	65 74	332	A	Purdue Fort Wayne	72 61				
				332	H	Purdue Fort Wayne	66 56	242	H	Western Ill.	68 64				
				312	H	North Dakota St.	101 72	222	H	North Dakota	67 75				
				167	A	Denver	76 93	321	A	Omaha	71 56				
				35	H	South Dakota	72 76	85	A	Oklahoma St.	69 89				
				28	A	South Dakota St.	55 68	339	A	Houston Baptist	74 56				

Non-Div I Games: Harris-Stowe 74 46 Cent. Christian (KS94 47

Oral Roberts

Loss, Non-Conf, S Site, H Home A Away N Neutral

Oregon

Through Games Of Feb. 4, 2019

Average RPI Win:	100	WON-LOST	WINNING	LAST 10	STRENGTH OF	OPP. STRENGTH	TEAM	ADJ.	CONF.	ADJ CONF.
Average RPI Loss:	24	RECORD	PCT. RANK	GAMES	SCHEDULE	OF SCHEDULE	RPI	RPI	RPI	RPI
DIV. I ONLY	20- 1	4	1- 0	25	8	4	4	2	2	
DIV. I NON-CONF.	10- 1	17	0- 0	16	50	5	5	2	2	
TOTALS	RPI 1-25	RPI 26-50	W-L RECORDS	RPI 51-100	RPI 101-150	RPI 150+				
20- 1	4- 1	3- 0	OVERALL	3- 0	5- 0	5- 0				
12- 0	4- 0	1- 0	HOME	1- 0	3- 0	3- 0				
7- 1	0- 1	2- 0	AWAY	2- 0	2- 0	1- 0				
1- 0	0- 0	0- 0	NEUTRAL	0- 0	0- 0	1- 0				
10- 1	3- 1	1- 0	NON-CONFERENCE	1- 0	0- 0	5- 0				
6- 0	3- 0	0- 0	HOME	0- 0	0- 0	3- 0				
3- 1	0- 1	1- 0	AWAY	1- 0	0- 0	1- 0				
1- 0	0- 0	0- 0	NEUTRAL	0- 0	0- 0	1- 0				
10- 0	1- 0	2- 0	CONFERENCE	2- 0	5- 0	0- 0				
6- 0	1- 0	1- 0	HOME	1- 0	3- 0	0- 0				
4- 0	0- 0	1- 0	AWAY	1- 0	2- 0	0- 0				
0- 0	0- 0	0- 0	NEUTRAL	0- 0	0- 0	0- 0				

RPI 1-25				Team's RPI: 4		RPI 26-50				RPI 51-100				RPI 101+			
RPI	S	Opponent	Score	RPI	S	Opponent	Score	RPI	S	Opponent	Score	RPI	S	Opponent	Score		
7	H	Mississippi St.	82 74	28	A	South Dakota St.	87 79	52	A	Southern California	93 53	124	A	Washington St.	79 64		
10	H	Syracuse	75 73	29	H	Utah	87 65	53	A	Saint Mary's (CA)	79 55	124	H	Washington St.	98 58		
17	H	Arizona St.	77 71	49	A	UCLA	72 52	70	H	Arizona	93 60	131	H	Colorado	102 43		
24	A	Michigan St.	82 88									135	A	Washington	76 57		
25	H	Buffalo	102 82									135	H	Washington	84 71		
												151	H	UC Irvine	115 69		
												170	N	UC Riverside	94 44		
												195	A	Utah St.	88 58		
												250	H	Long Beach St.	110 48		
												253	H	Air Force	82 36		
LAST 12 Division I GAMES:																	
				131	H	Colorado	102 43	49	A	UCLA	72 52						
				29	H	Utah	87 65	52	A	Southern California	93 53						
				135	A	Washington	76 57	124	H	Washington St.	98 58						
				124	A	Washington St.	79 64	135	H	Washington	84 71						
				70	H	Arizona	93 60	151	H	UC Irvine	115 69						
				17	H	Arizona St.	77 71	253	H	Air Force	82 36						

Average RPI Win:	142	WON-LOST	WINNING	LAST 10	STRENGTH OF	OPP. STRENGTH	TEAM	ADJ.	CONF.	ADJ CONF.
Average RPI Loss:	12	RECORD	PCT. RANK	GAMES	SCHEDULE	OF SCHEDULE	RPI	RPI	RPI	RPI
DIV. I ONLY	19- 3	12	0- 1	135	6	31	31	2	2	
DIV. I NON-CONF.	10- 2	37	0- 1	198	27	63	63	2	2	
TOTALS	RPI 1-25	RPI 26-50	W-L RECORDS	RPI 51-100	RPI 101-150	RPI 150+				
19- 3	1- 3	2- 0	OVERALL	4- 0	6- 0	6- 0				
12- 1	0- 1	1- 0	HOME	3- 0	3- 0	5- 0				
4- 0	0- 0	1- 0	AWAY	1- 0	2- 0	0- 0				
3- 2	1- 2	0- 0	NEUTRAL	0- 0	1- 0	1- 0				
10- 2	1- 2	0- 0	NON-CONFERENCE	2- 0	1- 0	6- 0				
7- 0	0- 0	0- 0	HOME	2- 0	0- 0	5- 0				
0- 0	0- 0	0- 0	AWAY	0- 0	0- 0	0- 0				
3- 2	1- 2	0- 0	NEUTRAL	0- 0	1- 0	1- 0				
9- 1	0- 1	2- 0	CONFERENCE	2- 0	5- 0	0- 0				
5- 1	0- 1	1- 0	HOME	1- 0	3- 0	0- 0				
4- 0	0- 0	1- 0	AWAY	1- 0	2- 0	0- 0				
0- 0	0- 0	0- 0	NEUTRAL	0- 0	0- 0	0- 0				

RPI S	Opponent	Score	RPI S	Opponent	Score	Team's RPI: 31	RPI S	Opponent	Score	RPI S	Opponent	Score
1 N	Notre Dame	81 91	29 H	Utah	71 63		52 A	Southern California	76 52	117 N	Western Ky.	74 60
16 N	South Carolina	70 68	49 A	UCLA	83 73		53 H	Saint Mary's (CA)	89 56	124 A	Washington St.	52 35
17 H	Arizona St.	76 79					70 H	Arizona	86 64	124 H	Washington St.	76 69
18 N	Texas A&M	70 76					71 H	Duke	71 57	131 H	Colorado	89 65
										135 A	Washington	86 39
										135 H	Washington	78 67
										172 H	Santa Clara	82 31
										197 N	Eastern Wash.	93 45
										274 H	CSU Bakersfield	92 52
										286 H	La Salle	100 46
										323 H	Cal Poly	79 54
										346 H	Ark.-Pine Bluff	89 33
LAST 12 Division I GAMES:												
1 N	Notre Dame	81 91	17 H	Arizona St.	76 79							
16 N	South Carolina	70 68	70 H	Arizona	86 64							
29 H	Utah	71 63	52 A	Southern California	76 52							
131 H	Colorado	89 65	49 A	UCLA	83 73							
124 A	Washington St.	52 35	135 H	Washington	78 67							
135 A	Washington	86 39	124 H	Washington St.	76 69							

Non-Div I Games:

Oregon St.

Average RPI Win: 203		WON-LOST	WINNING	LAST 10	STRENGTH OF	OPP. STRENGTH	TEAM	ADJ.	CONF.	ADJ CONF.
Average RPI Loss: 39		RECORD	PCT. RANK	GAMES	SCHEDULE	OF SCHEDULE	RPI	RPI	RPI	RPI
DIV. I ONLY		14- 7	88	1- 0	91	97	80	80	8	8
DIV. I NON-CONF.		7- 3	83	0- 0	189	182	87	87	7	7
TOTALS		RPI 1-25	RPI 26-50		W-L RECORDS		RPI 51-100	RPI 101-150	RPI 150+	
14- 7	0- 3	1- 2		OVERALL		2- 1	1- 1	10- 0		
8- 3	0- 1	1- 1		HOME		1- 0	1- 1	5- 0		
6- 3	0- 2	0- 0		AWAY		1- 1	0- 0	5- 0		
0- 1	0- 0	0- 1		NEUTRAL		0- 0	0- 0	0- 0		
7- 3	0- 1	1- 1		NON-CONFERENCE		1- 1	0- 0	5- 0		
4- 0	0- 0	1- 0		HOME		0- 0	0- 0	3- 0		
3- 2	0- 1	0- 0		AWAY		1- 1	0- 0	2- 0		
0- 1	0- 0	0- 1		NEUTRAL		0- 0	0- 0	0- 0		
7- 4	0- 2	0- 1		CONFERENCE		1- 0	1- 1	5- 0		
4- 3	0- 1	0- 1		HOME		1- 0	1- 1	2- 0		
3- 1	0- 1	0- 0		AWAY		0- 0	0- 0	3- 0		
0- 0	0- 0	0- 0		NEUTRAL		0- 0	0- 0	0- 0		

RPI 1-25					
RPI	S	Opponent	Score		
12	A	Gonzaga	65	88	
12	H	Gonzaga	51	63	
14	A	UCF	57	64	

RPI 26-50					
RPI	S	Opponent	Score		
26	N	California	69	81	
31	H	BYU	74	77	
46	H	Wyoming	70	64	

RPI 51-100						Team's RPI:		80
RPI	S	Opponent	Score					
53	H	Saint Mary's (CA)	76	67				
69	A	Lamar University	66	82				
79	A	UC Davis	83	80				

RPI 101+					
RPI	S	Opponent	Score		
112	H	Loyola Marymount	67	72	
137	H	Pepperdine	78	67	
166	A	Portland	76	66	
166	H	Portland	87	77	
172	A	Santa Clara	74	70	
224	A	San Francisco	85	75	
254	H	San Diego	79	47	
256	A	Cal St. Fullerton	72	64	
306	H	UC Santa Barbara	69	53	
312	H	North Dakota St.	75	68	
327	A	San Jose St.	91	67	
341	H	Seattle U	75	61	

LAST 12 Division I GAMES:					
166	H	Portland	87	77	
12	H	Gonzaga	51	63	
137	H	Pepperdine	78	67	
112	H	Loyola Marymount	67	72	
224	A	San Francisco	85	75	
172	A	Santa Clara	74	70	
254	H	San Diego	79	47	
31	H	BYU	74	77	
12	A	Gonzaga	65	88	
166	A	Portland	76	66	
53	H	Saint Mary's (CA)	76	67	
256	A	Cal St. Fullerton	72	64	

Non-Div I Games:

Pacific

Loss, Non-Conf, S Site, H Home A Away N Neutral

Average RPI Win:	233	WON-LOST	WINNING	LAST 10	STRENGTH OF	OPP. STRENGTH	TEAM	ADJ.	CONF.	ADJ CONF.
Average RPI Loss:	40	RECORD	PCT. RANK	GAMES	SCHEDULE	OF SCHEDULE	RPI	RPI	RPI	RPI
DIV. I ONLY	12- 3	28	1- 0	245	107	81	81	11	11	
DIV. I NON-CONF.	9- 3	61	0- 0	262	93	101	101	10	10	
TOTALS	RPI 1-25	RPI 26-50	W-L RECORDS	RPI 51-100	RPI 101-150	RPI 150+				
12- 3	0- 1	0- 1	OVERALL	2- 1	0- 0	10- 0				
4- 1	0- 0	0- 1	HOME	0- 0	0- 0	4- 0				
8- 1	0- 1	0- 0	AWAY	2- 0	0- 0	6- 0				
0- 1	0- 0	0- 0	NEUTRAL	0- 1	0- 0	0- 0				
9- 3	0- 1	0- 1	NON-CONFERENCE	1- 1	0- 0	8- 0				
4- 1	0- 0	0- 1	HOME	0- 0	0- 0	4- 0				
5- 1	0- 1	0- 0	AWAY	1- 0	0- 0	4- 0				
0- 1	0- 0	0- 0	NEUTRAL	0- 1	0- 0	0- 0				
3- 0	0- 0	0- 0	CONFERENCE	1- 0	0- 0	2- 0				
0- 0	0- 0	0- 0	HOME	0- 0	0- 0	0- 0				
3- 0	0- 0	0- 0	AWAY	1- 0	0- 0	2- 0				
0- 0	0- 0	0- 0	NEUTRAL	0- 0	0- 0	0- 0				

RPI 1-25				RPI 26-50				RPI 51-100				RPI 101+			
RPI	S	Opponent	Score	RPI	S	Opponent	Score	RPI	S	Opponent	Score	RPI	S	Opponent	Score
1	A	Notre Dame	55 75	43	H	Villanova	50 58	76	N	Maine	46 47	188	H	Temple	71 62
								77	A	Princeton	66 60	214	A	Navy	65 61
								86	A	Drexel	55 39	235	A	Stetson	75 53
												248	A	Cornell	59 46
												264	A	Columbia	72 60
												271	A	Siena	58 51
												280	H	Saint Joseph's	65 45
												286	H	La Salle	65 34
												309	H	NJIT	85 42
												333	A	Iona	66 43
LAST 12 Division I GAMES:															
264	A	Columbia	72 60	86	A	Drexel	55 39								
248	A	Cornell	59 46	333	A	Iona	66 43								
188	H	Temple	71 62	286	H	La Salle	65 34								
43	H	Villanova	50 58	76	N	Maine	46 47								
77	A	Princeton	66 60	214	A	Navy	65 61								
235	A	Stetson	75 53	309	H	NJIT	85 42								

Non-Div I Games: Haverford 81 46

Penn

■ Loss,
 ■ Non-Conf, S Site,
 ■ Home
 ■ Away
 N Neutral

Average RPI Win:	161	WON-LOST	WINNING	LAST 10	STRENGTH OF	OPP. STRENGTH	TEAM	ADJ.	CONF.	ADJ CONF.
Average RPI Loss:	54	RECORD	PCT. RANK	GAMES	SCHEDULE	OF SCHEDULE	RPI	RPI	RPI	RPI
DIV. I ONLY	10- 11	178	0- 1	19	68	115	115	4	4	
DIV. I NON-CONF.	7- 4	109	0- 0	50	132	100	100	6	6	
TOTALS	RPI 1-25	RPI 26-50	W-L RECORDS	RPI 51-100	RPI 101-150	RPI 150+				
10- 11	0- 6	0- 2	OVERALL	2- 0	2- 2	6- 1				
8- 7	0- 3	0- 1	HOME	2- 0	1- 2	5- 1				
2- 4	0- 3	0- 1	AWAY	0- 0	1- 0	1- 0				
0- 0	0- 0	0- 0	NEUTRAL	0- 0	0- 0	0- 0				
7- 4	0- 1	0- 1	NON-CONFERENCE	2- 0	2- 1	3- 1				
6- 3	0- 0	0- 1	HOME	2- 0	1- 1	3- 1				
1- 1	0- 1	0- 0	AWAY	0- 0	1- 0	0- 0				
0- 0	0- 0	0- 0	NEUTRAL	0- 0	0- 0	0- 0				
3- 7	0- 5	0- 1	CONFERENCE	0- 0	0- 1	3- 0				
2- 4	0- 3	0- 0	HOME	0- 0	0- 1	2- 0				
1- 3	0- 2	0- 1	AWAY	0- 0	0- 0	1- 0				
0- 0	0- 0	0- 0	NEUTRAL	0- 0	0- 0	0- 0				

RPI 1-25				RPI 26-50				RPI 51-100				RPI 101+ Team's RPI: 115			
RPI	S	Opponent	Score	RPI	S	Opponent	Score	RPI	S	Opponent	Score	RPI	S	Opponent	Score
13	H	Iowa	61 81	26	H	California	58 75	77	H	Princeton	79 71	103	H	Providence	74 72
15	A	Rutgers	61 74	34	A	Indiana	75 83	100	H	American	80 59	110	H	Ohio St.	71 76
15	H	Rutgers	61 69									139	A	Fordham	72 55
20	A	Maryland	67 79									149	H	Duquesne	58 64
20	H	Maryland	61 77									165	H	Stony Brook	70 81
23	A	Florida St.	58 87									178	A	Wisconsin	65 59
												178	H	Wisconsin	71 64
												189	H	Illinois	62 48
												203	H	St. Bonaventure	80 65
												217	H	Jacksonville	80 61
												222	H	North Dakota	75 68
LAST 12 Division I GAMES:															
13	H	Iowa	61 81	15	A	Rutgers	61 74								
15	H	Rutgers	61 69	178	H	Wisconsin	71 64								
178	A	Wisconsin	65 59	34	A	Indiana	75 83								
20	A	Maryland	67 79	20	H	Maryland	61 77								
110	H	Ohio St.	71 76	100	H	American	80 59								
189	H	Illinois	62 48	203	H	St. Bonaventure	80 65								

Non-Div I Games:










































Penn St.

■ Loss,
 ■ Non-Conf, S Site,
 ■ Home
 ■ Away
 N Neutral

Pepperdine



Through Games Of Feb. 4, 2019

Average RPI Win:	228	WON-LOST	WINNING	LAST 10	STRENGTH OF	OPP. STRENGTH	TEAM	ADJ.	CONF.	ADJ CONF.
Average RPI Loss:	96	RECORD	PCT. RANK	GAMES	SCHEDULE	OF SCHEDULE	RPI	RPI	RPI	RPI
DIV. I ONLY	13- 8	106	1- 0	236	103	137	137	8	8	
DIV. I NON-CONF.	6- 4	125	0- 0	345	192	218	218	7	7	
TOTALS	RPI 1-25	RPI 26-50	W-L RECORDS	RPI 51-100	RPI 101-150	RPI 150+				
13- 8	0- 1	1- 1	OVERALL	0- 3	1- 2	11- 1				
7- 1	0- 1	1- 0	HOME	0- 0	1- 0	5- 0				
4- 6	0- 0	0- 1	AWAY	0- 3	0- 2	4- 0				
2- 1	0- 0	0- 0	NEUTRAL	0- 0	0- 0	2- 1				
6- 4	0- 0	0- 0	NON-CONFERENCE	0- 1	0- 2	6- 1				
1- 0	0- 0	0- 0	HOME	0- 0	0- 0	1- 0				
3- 3	0- 0	0- 0	AWAY	0- 1	0- 2	3- 0				
2- 1	0- 0	0- 0	NEUTRAL	0- 0	0- 0	2- 1				
7- 4	0- 1	1- 1	CONFERENCE	0- 2	1- 0	5- 0				
6- 1	0- 1	1- 0	HOME	0- 0	1- 0	4- 0				
1- 3	0- 0	0- 1	AWAY	0- 2	0- 0	1- 0				
0- 0	0- 0	0- 0	NEUTRAL	0- 0	0- 0	0- 0				

RPI S Opponent	Score	RPI S Opponent	Score	RPI S Opponent	Score	RPI S Opponent	Score	Team's RPI: 137
12  Gonzaga	54  79	31  BYU	58  83	53  Saint Mary's (CA)	68  79	103  Providence	47  66	
		31  BYU	79 65	74  Idaho St.	63  65	112  Loyola Marymount	95 86	
				80  Pacific	67  78	131  Colorado	65  80	
						166  Portland	82 68	
						172  Santa Clara	74 48	
						224  San Francisco	69 50	
						238 N Sacramento St.	113 97	
						254  San Diego	74 55	
						254  San Diego	88 65	
						262  Hawaii	65 64	
						281 N Northern Ky.	51 46	
						286 N La Salle	55  62	
						308  Weber St.	68 47	
						323  Cal Poly	70 63	
						341  Seattle U	78 64	
LAST 12 Division I GAMES:								
31  BYU	79 65	172  Santa Clara	74 48					
254  San Diego	88 65	254  San Diego	74 55					
80  Pacific	67  78	31  BYU	58  83					
53  Saint Mary's (CA)	68  79	12  Gonzaga	54  79					
112  Loyola Marymount	95 86	166  Portland	82 68					
224  San Francisco	69 50	281 N Northern Ky.	51 46					

Non-Div I Games:

Pepperdine

 Loss,  Non-Conf, S Site,  Home  Away N Neutral

Average RPI Win:	162	WON-LOST	WINNING	LAST 10	STRENGTH OF	OPP. STRENGTH	TEAM	ADJ.	CONF.	ADJ CONF.
Average RPI Loss:	63	RECORD	PCT. RANK	GAMES	SCHEDULE	OF SCHEDULE	RPI	RPI	RPI	RPI
DIV. I ONLY	9- 14	237	0- 1	18	33	123	123	1	1	
DIV. I NON-CONF.	9- 5	105	0- 0	58	138	84	84	1	1	

TOTALS	RPI 1-25	RPI 26-50	W-L RECORDS	RPI 51-100	RPI 101-150	RPI 150+				
9- 14	0- 5	0- 1	OVERALL	3- 4	3- 3	3- 1				
5- 8	0- 2	0- 1	HOME	1- 2	2- 3	2- 0				
2- 5	0- 3	0- 0	AWAY	1- 2	1- 0	0- 0				
2- 1	0- 0	0- 0	NEUTRAL	1- 0	0- 0	1- 1				
9- 5	0- 1	0- 0	NON-CONFERENCE	3- 2	3- 1	3- 1				
5- 3	0- 1	0- 0	HOME	1- 1	2- 1	2- 0				
2- 1	0- 0	0- 0	AWAY	1- 1	1- 0	0- 0				
2- 1	0- 0	0- 0	NEUTRAL	1- 0	0- 0	1- 1				
0- 9	0- 4	0- 1	CONFERENCE	0- 2	0- 2	0- 0				
0- 5	0- 1	0- 1	HOME	0- 1	0- 2	0- 0				
0- 4	0- 3	0- 0	AWAY	0- 1	0- 0	0- 0				
0- 0	0- 0	0- 0	NEUTRAL	0- 0	0- 0	0- 0				

RPI 1-25				RPI 26-50				RPI 51-100				RPI 101+ Team's RPI: 123			
RPI	S	Opponent	Score	RPI	S	Opponent	Score	RPI	S	Opponent	Score	RPI	S	Opponent	Score
1	A	Notre Dame	44 100	47	H	Clemson	59 65	56	H	Virginia Tech	58 74	102	H	Boston College	55 59
3	A	Louisville	42 70					65	H	West Virginia	43 77	104	H	Virginia	57 74
9	A	NC State	34 63					71	A	Duke	55 74	118	H	UNCW	60 56
10	H	Syracuse	50 82					73	N	Arkansas	61 54	126	H	Youngstown St.	55 64
14	H	UCF	58 61					87	H	Cincinnati	65 48	139	H	Fordham	65 62
								88	A	Northwestern	52 49	149	A	Duquesne	66 58
								92	A	Georgetown	41 70	178	N	Wisconsin	42 57
												206	H	Saint Francis (PA)	78 75
												290	N	Tennessee St.	78 56
												311	H	New Orleans	90 38

LAST 12 Division I GAMES:															
71	A	Duke	55 74	102	H	Boston College	55 59	9	A	NC State	34 63				
56	H	Virginia Tech	58 74	1	A	Notre Dame	44 100	149	A	Duquesne	66 58				
3	A	Louisville	42 70	206	H	Saint Francis (PA)	78 75	118	H	UNCW	60 56				
104	H	Virginia	57 74												
47	H	Clemson	59 65												
10	H	Syracuse	50 82												

Non-Div I Games:

Pittsburgh

■ Loss,
 ■ Non-Conf,
 S Site,
 ■ Home
 ■ Away
 N Neutral

Average RPI Win:	253	WON-LOST	WINNING	LAST 10	STRENGTH OF	OPP. STRENGTH	TEAM	ADJ.	CONF.	ADJ CONF.
Average RPI Loss:	93	RECORD	PCT. RANK	GAMES	SCHEDULE	OF SCHEDULE	RPI	RPI	RPI	RPI
DIV. I ONLY	8- 12	231	0- 0	82	174	166	166	8	8	
DIV. I NON-CONF.	6- 3	91	0- 0	151	343	115	115	7	7	
TOTALS	RPI 1-25	RPI 26-50	W-L RECORDS	RPI 51-100	RPI 101-150	RPI 150+				
8- 12	0- 1	0- 1	OVERALL	0- 5	0- 2	8- 3				
4- 4	0- 0	0- 0	HOME	0- 2	0- 0	4- 2				
4- 7	0- 1	0- 1	AWAY	0- 2	0- 2	4- 1				
0- 1	0- 0	0- 0	NEUTRAL	0- 1	0- 0	0- 0				
6- 3	0- 0	0- 0	NON-CONFERENCE	0- 1	0- 0	6- 2				
3- 1	0- 0	0- 0	HOME	0- 0	0- 0	3- 1				
3- 1	0- 0	0- 0	AWAY	0- 0	0- 0	3- 1				
0- 1	0- 0	0- 0	NEUTRAL	0- 1	0- 0	0- 0				
2- 9	0- 1	0- 1	CONFERENCE	0- 4	0- 2	2- 1				
1- 3	0- 0	0- 0	HOME	0- 2	0- 0	1- 1				
1- 6	0- 1	0- 1	AWAY	0- 2	0- 2	1- 0				
0- 0	0- 0	0- 0	NEUTRAL	0- 0	0- 0	0- 0				

RPI 1-25				RPI 26-50				RPI 51-100				RPI 101+ Team's RPI: 166			
RPI	S	Opponent	Score	RPI	S	Opponent	Score	RPI	S	Opponent	Score	RPI	S	Opponent	Score
12	A	Gonzaga	71 97	31	A	BYU	71 79	53	A	Saint Mary's (CA)	85 113	112	A	Loyola Marymount	58 76
								53	H	Saint Mary's (CA)	91 98	137	A	Pepperdine	68 82
								70	N	Arizona	70 92	151	H	UC Irvine	69 84
								80	A	Pacific	77 87	163	A	Portland St.	79 92
								80	H	Pacific	66 76	172	H	Santa Clara	66 72
												195	H	Utah St.	61 54
												224	H	San Francisco	78 73
												253	H	Air Force	79 60
												254	A	San Diego	69 60
												256	H	Cal St. Fullerton	83 74
												262	A	Hawaii	72 65
												268	A	Utah Valley	65 60
												308	A	Weber St.	89 73
LAST 12 Division I GAMES:															
80	A	Pacific	77 87	12	A	Gonzaga	71 97								
53	A	Saint Mary's (CA)	85 113	53	H	Saint Mary's (CA)	91 98								
224	H	San Francisco	78 73	80	H	Pacific	66 76								
172	H	Santa Clara	66 72	112	A	Loyola Marymount	58 76								
31	A	BYU	71 79	137	A	Pepperdine	68 82								
254	A	San Diego	69 60	253	H	Air Force	79 60								

Non-Div I Games: Warner Pacific 98 63 Willamette 82 27

Portland

Loss, Non-Conf, S Site, H Home A Away N Neutral

Average RPI Win:	240	WON-LOST	WINNING	LAST 10	STRENGTH OF	OPP. STRENGTH	TEAM	ADJ.	CONF.	ADJ CONF.
Average RPI Loss:	108	RECORD	PCT. RANK	GAMES	SCHEDULE	OF SCHEDULE	RPI	RPI	RPI	RPI
DIV. I ONLY	14- 4	35	0- 1	329	187	163	163	16	16	
DIV. I NON-CONF.	7- 1	30	0- 0	338	266	167	167	12	12	
TOTALS	RPI 1-25	RPI 26-50	W-L RECORDS	RPI 51-100	RPI 101-150	RPI 150+				
14- 4	0- 0	0- 0	OVERALL	1- 2	2- 1	11- 1				
10- 2	0- 0	0- 0	HOME	1- 1	2- 0	7- 1				
4- 2	0- 0	0- 0	AWAY	0- 1	0- 1	4- 0				
0- 0	0- 0	0- 0	NEUTRAL	0- 0	0- 0	0- 0				
7- 1	0- 0	0- 0	NON-CONFERENCE	1- 0	0- 0	6- 1				
5- 1	0- 0	0- 0	HOME	1- 0	0- 0	4- 1				
2- 0	0- 0	0- 0	AWAY	0- 0	0- 0	2- 0				
0- 0	0- 0	0- 0	NEUTRAL	0- 0	0- 0	0- 0				
7- 3	0- 0	0- 0	CONFERENCE	0- 2	2- 1	5- 0				
5- 1	0- 0	0- 0	HOME	0- 1	2- 0	3- 0				
2- 2	0- 0	0- 0	AWAY	0- 1	0- 1	2- 0				
0- 0	0- 0	0- 0	NEUTRAL	0- 0	0- 0	0- 0				

RPI 1-25				RPI 26-50				RPI 51-100				RPI 101+ Team's RPI: 163			
RPI	S	Opponent	Score	RPI	S	Opponent	Score	RPI	S	Opponent	Score	RPI	S	Opponent	Score
								74	H	Idaho St.	57 58	109	A	Northern Colo.	63 79
								79	H	UC Davis	65 50	140	H	Montana St.	55 53
								96	A	Idaho	78 80	145	H	Montana	78 60
												151	H	UC Irvine	68 73
												166	H	Portland	92 79
												197	A	Eastern Wash.	76 64
												211	H	UNLV	58 49
												258	H	Southern Utah	63 49
												265	H	Northern Ariz.	72 55
												278	A	UTEP	89 61
												308	A	Weber St.	77 59
												308	H	Weber St.	65 38
												327	H	San Jose St.	80 51
												340	A	Grand Canyon	60 55
												341	H	Seattle U	68 43
LAST 12 Division I GAMES:															
				74	H	Idaho St.	57 58	308	A	Weber St.	77 59				
				308	H	Weber St.	65 38	145	H	Montana	78 60				
				96	A	Idaho	78 80	140	H	Montana St.	55 53				
				197	A	Eastern Wash.	76 64	109	A	Northern Colo.	63 79				
				265	H	Northern Ariz.	72 55	151	H	UC Irvine	68 73				
				258	H	Southern Utah	63 49	211	H	UNLV	58 49				

Non-Div I Games: Warner Pacific 102 49

Portland St.

■ Loss,
 ■ Non-Conf,
 ■ S Site,
 ■ H Home
 ■ A Away
 N Neutral

Average RPI Win:	282	WON-LOST	WINNING	LAST 10	STRENGTH OF	OPP. STRENGTH	TEAM	ADJ.	CONF.	ADJ CONF.
Average RPI Loss:	111	RECORD	PCT. RANK	GAMES	SCHEDULE	OF SCHEDULE	RPI	RPI	RPI	RPI
DIV. I ONLY	8- 9	193	1- 0	225	222	192	192	29	29	
DIV. I NON-CONF.	1- 7	319	0- 0	22	35	186	186	26	26	
TOTALS	RPI 1-25	RPI 26-50	W-L RECORDS	RPI 51-100	RPI 101-150	RPI 150+				
8- 9	0- 2	0- 1	OVERALL	0- 2	0- 1	8- 3				
3- 3	0- 0	0- 1	HOME	0- 0	0- 0	3- 2				
4- 6	0- 2	0- 0	AWAY	0- 2	0- 1	4- 1				
1- 0	0- 0	0- 0	NEUTRAL	0- 0	0- 0	1- 0				
1- 7	0- 2	0- 1	NON-CONFERENCE	0- 2	0- 1	1- 1				
0- 1	0- 0	0- 1	HOME	0- 0	0- 0	0- 0				
0- 6	0- 2	0- 0	AWAY	0- 2	0- 1	0- 1				
1- 0	0- 0	0- 0	NEUTRAL	0- 0	0- 0	1- 0				
7- 2	0- 0	0- 0	CONFERENCE	0- 0	0- 0	7- 2				
3- 2	0- 0	0- 0	HOME	0- 0	0- 0	3- 2				
4- 0	0- 0	0- 0	AWAY	0- 0	0- 0	4- 0				
0- 0	0- 0	0- 0	NEUTRAL	0- 0	0- 0	0- 0				

RPI 1-25				RPI 26-50				RPI 51-100				RPI 101+ Team's RPI: 192			
RPI	S	Opponent	Score	RPI	S	Opponent	Score	RPI	S	Opponent	Score	RPI	S	Opponent	Score
11	A	Iowa St.	46 94	37	H	Rice	58 68	73	A	Arkansas	44 71	131	A	Colorado	38 79
18	A	Texas A&M	57 70					85	A	Oklahoma St.	50 70	174	A	Southern U.	55 54
												200	H	Grambling	63 64
												209	A	UTRGV	50 57
												226	H	Alabama St.	71 59
												234	H	Texas Southern	44 52
												257	N	A&M-Corpus Christi	67 59
												298	A	Mississippi Val.	75 65
												303	H	Alabama A&M	77 65
												305	H	Jackson St.	76 57
												346	A	Ark.-Pine Bluff	80 41
												350	A	Alcorn	82 61
LAST 12 Division I GAMES:															
226	H	Alabama St.	71 59	234	H	Texas Southern	44 52								
303	H	Alabama A&M	77 65	350	A	Alcorn	82 61								
346	A	Ark.-Pine Bluff	80 41	174	A	Southern U.	55 54								
298	A	Mississippi Val.	75 65	18	A	Texas A&M	57 70								
200	H	Grambling	63 64	11	A	Iowa St.	46 94								
305	H	Jackson St.	76 57	73	A	Arkansas	44 71								

Non-Div I Games: Jarvis Christian 117 32 Arlington Baptist 105 31

Prairie View

Loss, Non-Conf, S Site, H Home A Away N Neutral

Presbyterian

Through Games Of Feb. 4, 2019

Average RPI Win:	314	WON-LOST	WINNING	LAST 10	STRENGTH OF	OPP. STRENGTH	TEAM	ADJ.	CONF.	ADJ CONF.
Average RPI Loss:	200	RECORD	PCT. RANK	GAMES	SCHEDULE	OF SCHEDULE	RPI	RPI	RPI	RPI
DIV. I ONLY	4- 16	314	0- 1	305	312	335	335	28	28	
DIV. I NON-CONF.	2- 9	297	0- 0	283	261	319	319	29	29	
TOTALS	RPI 1-25	RPI 26-50	W-L RECORDS	RPI 51-100	RPI 101-150	RPI 150+				
4- 16	0- 0	0- 0	OVERALL	0- 1	0- 5	4- 10				
3- 5	0- 0	0- 0	HOME	0- 0	0- 0	3- 5				
1- 11	0- 0	0- 0	AWAY	0- 1	0- 5	1- 5				
0- 0	0- 0	0- 0	NEUTRAL	0- 0	0- 0	0- 0				
2- 9	0- 0	0- 0	NON-CONFERENCE	0- 1	0- 3	2- 5				
1- 2	0- 0	0- 0	HOME	0- 0	0- 0	1- 2				
1- 7	0- 0	0- 0	AWAY	0- 1	0- 3	1- 3				
0- 0	0- 0	0- 0	NEUTRAL	0- 0	0- 0	0- 0				
2- 7	0- 0	0- 0	CONFERENCE	0- 0	0- 2	2- 5				
2- 3	0- 0	0- 0	HOME	0- 0	0- 0	2- 3				
0- 4	0- 0	0- 0	AWAY	0- 0	0- 2	0- 2				
0- 0	0- 0	0- 0	NEUTRAL	0- 0	0- 0	0- 0				

RPI S	Opponent	Score	RPI S	Opponent	Score	RPI S	Opponent	Score	RPI S	Opponent	Score	Team's RPI: 335
						61	A Tennessee	49 97	111	A Georgia	59 83	
									118	A UNCW	48 63	
									120	A Radford	49 59	
									125	A High Point	40 79	
									133	A Davidson	56 83	
									171	A Vanderbilt	43 78	
									177	H UNC Asheville	43 52	
									240	A Furman	68 76	
									249	A Campbell	46 51	
									260	A Samford	54 75	
									261	H Gardner-Webb	58 66	
									270	A Winthrop	52 55	
									277	H Ga. Southern	68 69	
									283	H Wofford	61 50	
									292	H South Carolina St.	48 57	
									293	A Col. of Charleston	71 65	
									329	H Charleston So.	55 63	
									337	H USC Upstate	70 54	
									343	H Longwood	81 66	
LAST 12 Division I GAMES:												
329	H	Charleston So.	55	63	125	A	High Point	40	79			
177	H	UNC Asheville	43	52	343	H	Longwood	81	66			
270	A	Winthrop	52	55	249	A	Campbell	46	51			
120	A	Radford	49	59	240	A	Furman	68	76			
261	H	Gardner-Webb	58	66	111	A	Georgia	59	83			
337	H	USC Upstate	70	54	293	A	Col. of Charleston	71	65			

Non-Div I Games:

Presbyterian

Loss, Non-Conf, S Site, H Home A Away N Neutral

RPI 1-25				RPI 26-50				RPI 51-100				Team's RPI: 77				RPI 101+			
RPI	S	Opponent	Score	RPI	S	Opponent	Score	RPI	S	Opponent	Score	RPI	S	Opponent	Score	RPI	S	Opponent	Score
10	N	Syracuse	61 92	38	N	DePaul	67 82	59	N	Kansas St.	61 80	107	H	Seton Hall	66 70				
				43	A	Villanova	46 67	62	H	Quinnipiac	54 42	115	A	Penn St.	71 79				
								81	H	Penn	60 66	133	H	Davidson	65 57				
								97	A	Hartford	75 38	150	H	Marist	60 57				
												187	A	George Washington	49 64				
												194	A	Rider	89 65				
												227	A	Monmouth	79 47				
												248	A	Cornell	75 46				
												255	A	St. Francis Brooklyn	83 64				
												264	A	Columbia	79 64				
												328	A	New Hampshire	90 42				
LAST 12 Division I GAMES:																			
248	A	Cornell	75 46	150	H	Marist	60 57												
264	A	Columbia	79 64	227	A	Monmouth	79 47												
81	H	Penn	60 66	62	H	Quinnipiac	54 42												
328	A	New Hampshire	90 42	133	H	Davidson	65 57												
97	A	Hartford	75 38	43	A	Villanova	46 67												
255	A	St. Francis Brooklyn	83 64	59	N	Kansas St.	61 80												

Non-Div I Games:

Providence

Through Games Of Feb. 4, 2019

Average RPI Win:	172	WON-LOST	WINNING	LAST 10	STRENGTH OF	OPP. STRENGTH	TEAM	ADJ.	CONF.	ADJ CONF.
Average RPI Loss:	84	RECORD	PCT. RANK	GAMES	SCHEDULE	OF SCHEDULE	RPI	RPI	RPI	RPI
DIV. I ONLY	13- 10	135	1- 0	89	72	103	103	6	6	
DIV. I NON-CONF.	8- 4	91	1- 0	213	186	144	144	4	4	
TOTALS	RPI 1-25	RPI 26-50	W-L RECORDS	RPI 51-100	RPI 101-150	RPI 150+				
13- 10	0- 1	2- 2	OVERALL	1- 4	4- 2	6- 1				
8- 3	0- 0	2- 0	HOME	1- 3	1- 0	4- 0				
4- 7	0- 1	0- 2	AWAY	0- 1	3- 2	1- 1				
1- 0	0- 0	0- 0	NEUTRAL	0- 0	0- 0	1- 0				
8- 4	0- 0	0- 0	NON-CONFERENCE	1- 2	2- 1	5- 1				
5- 2	0- 0	0- 0	HOME	1- 2	1- 0	3- 0				
2- 2	0- 0	0- 0	AWAY	0- 0	1- 1	1- 1				
1- 0	0- 0	0- 0	NEUTRAL	0- 0	0- 0	1- 0				
5- 6	0- 1	2- 2	CONFERENCE	0- 2	2- 1	1- 0				
3- 1	0- 0	2- 0	HOME	0- 1	0- 0	1- 0				
2- 5	0- 1	0- 2	AWAY	0- 1	2- 1	0- 0				
0- 0	0- 0	0- 0	NEUTRAL	0- 0	0- 0	0- 0				

RPI	S	Opponent	Score	RPI	S	Opponent	Score	RPI	S	Opponent	Score	RPI	S	Opponent	Score	Team's RPI: 103
8	A	Marquette	46 85	38	A	DePaul	62 88	62	H	Quinnipiac	44 48	102	A	Boston College	61 57	
				43	A	Villanova	33 53	84	H	Northeastern	59 65	105	A	Creighton	77 63	
				43	H	Villanova	67 61	89	H	Yale	59 42	107	A	Seton Hall	73 79	
				45	H	Butler	74 68	92	A	Georgetown	56 61	115	A	Penn St.	72 74	
								92	H	Georgetown	52 68	127	A	St. John's (NY)	67 66	
												137	H	Pepperdine	66 47	
												169	H	Xavier	71 58	
												199	A	Rhode Island	65 72	
												244	H	Sacred Heart	62 52	
												281	H	Northern Ky.	48 43	
												286	H	La Salle	77 47	
												300	N	Bryant	72 64	
												307	A	UMass Lowell	71 47	
LAST 12 Division I GAMES:																
300	N	Bryant	72 64	107	A	Seton Hall	73 79									
92	A	Georgetown	56 61	127	A	St. John's (NY)	67 66									
43	A	Villanova	33 53	43	H	Villanova	67 61									
105	A	Creighton	77 63	92	H	Georgetown	52 68									
169	H	Xavier	71 58	38	A	DePaul	62 88									
45	H	Butler	74 68	8	A	Marquette	46 85									

Non-Div I Games:

Providence

■ Loss,
 ■ Non-Conf,
 ■ S Site,
 ■ H Home
 ■ A Away
 N Neutral

Average RPI Win:	140	WON-LOST	WINNING	LAST 10	STRENGTH OF	OPP. STRENGTH	TEAM	ADJ.	CONF.	ADJ CONF.
Average RPI Loss:	58	RECORD	PCT. RANK	GAMES	SCHEDULE	OF SCHEDULE	RPI	RPI	RPI	RPI
DIV. I ONLY	15- 9	104	0- 1	29	49	44	44	4	4	
DIV. I NON-CONF.	9- 4	85	0- 0	68	82	65	65	6	6	
TOTALS	RPI 1-25	RPI 26-50	W-L RECORDS	RPI 51-100	RPI 101-150	RPI 150+				
15- 9	1- 5	2- 1	OVERALL	3- 0	2- 2	7- 1				
11- 2	1- 1	2- 0	HOME	2- 0	1- 1	5- 0				
3- 5	0- 3	0- 1	AWAY	1- 0	1- 0	1- 1				
1- 2	0- 1	0- 0	NEUTRAL	0- 0	0- 1	1- 0				
9- 4	0- 2	1- 1	NON-CONFERENCE	1- 0	0- 1	7- 0				
7- 1	0- 1	1- 0	HOME	1- 0	0- 0	5- 0				
1- 1	0- 0	0- 1	AWAY	0- 0	0- 0	1- 0				
1- 2	0- 1	0- 0	NEUTRAL	0- 0	0- 1	1- 0				
6- 5	1- 3	1- 0	CONFERENCE	2- 0	2- 1	0- 1				
4- 1	1- 0	1- 0	HOME	1- 0	1- 1	0- 0				
2- 4	0- 3	0- 0	AWAY	1- 0	1- 0	0- 1				
0- 0	0- 0	0- 0	NEUTRAL	0- 0	0- 0	0- 0				

RPI 1-25				RPI 26-50				Team's RPI: 44	RPI 51-100				RPI 101+			
RPI	S	Opponent	Score	RPI	S	Opponent	Score		RPI	S	Opponent	Score	RPI	S	Opponent	Score
6	N	UConn	40 86	27	H	Miami (FL)	74 63		57	H	Michigan	71 70	101	H	Nebraska	64 84
13	A	Iowa	58 72	34	H	Indiana	56 53		68	H	Harvard	66 65	110	H	Ohio St.	60 42
13	H	Iowa	62 57	40	A	Ohio	73 80		88	A	Northwestern	57 54	127	N	St. John's (NY)	62 68
15	A	Rutgers	63 65										129	A	Minnesota	64 53
16	H	South Carolina	73 82										156	H	Bradley	74 61
24	A	Michigan St.	66 74										178	A	Wisconsin	69 76
													180	A	Ball St.	80 38
													201	N	Ole Miss	70 59
													227	H	Loyola Chicago	65 41
													239	H	Albany (NY)	53 41
													242	H	Western Ill.	81 60
													332	H	Purdue Fort Wayne	78 44
LAST 12 Division I GAMES:																
		24	A	Michigan St.	66	74			88	A	Northwestern	57	54			
		101	H	Nebraska	64	84			13	H	Iowa	62	57			
		13	A	Iowa	58	72			57	H	Michigan	71	70			
		129	A	Minnesota	64	53			178	A	Wisconsin	69	76			
		34	H	Indiana	56	53			110	H	Ohio St.	60	42			
		15	A	Rutgers	63	65			156	H	Bradley	74	61			

Non-Div I Games:

Purdue

■ Loss,
■ Non-Conf,
■ S Site,
■ H Home
■ A Away
N Neutral

Average RPI Win:	275	WON-LOST	WINNING	LAST 10	STRENGTH OF	OPP. STRENGTH	TEAM	ADJ.	CONF.	ADJ CONF.
Average RPI Loss:	187	RECORD	PCT. RANK	GAMES	SCHEDULE	OF SCHEDULE	RPI	RPI	RPI	RPI
DIV. I ONLY	3- 16	325	0- 1	264	262	332	332	19	19	
DIV. I NON-CONF.	1- 8	322	0- 0	320	316	343	343	19	19	
TOTALS	RPI 1-25	RPI 26-50	W-L RECORDS	RPI 51-100	RPI 101-150	RPI 150+				
3- 16	0- 0	0- 4	OVERALL	0- 0	0- 0	3- 12				
2- 6	0- 0	0- 2	HOME	0- 0	0- 0	2- 4				
1- 10	0- 0	0- 2	AWAY	0- 0	0- 0	1- 8				
0- 0	0- 0	0- 0	NEUTRAL	0- 0	0- 0	0- 0				
1- 8	0- 0	0- 1	NON-CONFERENCE	0- 0	0- 0	1- 7				
0- 3	0- 0	0- 0	HOME	0- 0	0- 0	0- 3				
1- 5	0- 0	0- 1	AWAY	0- 0	0- 0	1- 4				
0- 0	0- 0	0- 0	NEUTRAL	0- 0	0- 0	0- 0				
2- 8	0- 0	0- 3	CONFERENCE	0- 0	0- 0	2- 5				
2- 3	0- 0	0- 2	HOME	0- 0	0- 0	2- 1				
0- 5	0- 0	0- 1	AWAY	0- 0	0- 0	0- 4				
0- 0	0- 0	0- 0	NEUTRAL	0- 0	0- 0	0- 0				

RPI 1-25			RPI 26-50			RPI 51-100			RPI 101+			Team's RPI: 332
RPI	S	Opponent	Score	RPI	S	Opponent	Score	RPI	S	Opponent	Score	
				28	H	South Dakota St.	52 85					
				35	A	South Dakota	51 69					
				35	H	South Dakota	49 71					
				44	A	Purdue	44 78					
LAST 12 Division I GAMES:												
				35	H	South Dakota	49 71					
				185	A	Oral Roberts	56 66					
				167	H	Denver	70 55					
				321	H	Omaha	56 48					
				242	A	Western Ill.	59 73					
				35	A	South Dakota	51 69					
				185	H	Oral Roberts	61 72					
				28	H	South Dakota St.	52 85					
				222	A	North Dakota	60 79					
				312	A	North Dakota St.	54 70					
				294	H	Valparaiso	64 68					
				191	H	Eastern Mich.	72 87					

Non-Div I Games: Taylor (IN) 84 74 Goshen 86 45 Ind.-Kokomo 87 50

Quinnipiac

Through Games Of Feb. 4, 2019

Average RPI Win:	216	WON-LOST	WINNING	LAST 10	STRENGTH OF	OPP. STRENGTH	TEAM	ADJ.	CONF.	ADJ CONF.
Average RPI Loss:	38	RECORD	PCT. RANK	GAMES	SCHEDULE	OF SCHEDULE	RPI	RPI	RPI	RPI
DIV. I ONLY	15- 6	64	1- 0	102	137	62	62	27	27	
DIV. I NON-CONF.	5- 6	177	1- 0	21	10	54	54	28	28	
TOTALS	RPI 1-25	RPI 26-50	W-L RECORDS	RPI 51-100	RPI 101-150	RPI 150+				
15- 6	0- 2	0- 3	OVERALL	2- 1	2- 0	11- 0				
6- 2	0- 2	0- 0	HOME	0- 0	0- 0	6- 0				
8- 2	0- 0	0- 1	AWAY	2- 1	2- 0	4- 0				
1- 2	0- 0	0- 2	NEUTRAL	0- 0	0- 0	1- 0				
5- 6	0- 2	0- 3	NON-CONFERENCE	2- 1	1- 0	2- 0				
1- 2	0- 2	0- 0	HOME	0- 0	0- 0	1- 0				
3- 2	0- 0	0- 1	AWAY	2- 1	1- 0	0- 0				
1- 2	0- 0	0- 2	NEUTRAL	0- 0	0- 0	1- 0				
10- 0	0- 0	0- 0	CONFERENCE	0- 0	1- 0	9- 0				
5- 0	0- 0	0- 0	HOME	0- 0	0- 0	5- 0				
5- 0	0- 0	0- 0	AWAY	0- 0	1- 0	4- 0				
0- 0	0- 0	0- 0	NEUTRAL	0- 0	0- 0	0- 0				

RPI S	Opponent	Score	RPI S	Opponent	Score	RPI S	Opponent	Score	RPI S	Opponent	Score
14 H	UCF	45 47	30 N	Texas	55 56	68 A	Harvard	72 67	103 A	Providence	48 44
21 H	Central Mich.	52 67	36 N	Missouri	51 65	77 A	Princeton	42 54	150 A	Marist	76 69
			48 A	Bucknell	58 75	86 A	Drexel	56 52	180 N	Ball St.	69 66
									194 H	Rider	72 56
									227 A	Monmouth	58 46
									227 H	Monmouth	67 38
									230 A	Niagara	96 55
									259 H	Richmond	65 48
									271 H	Siena	68 31
									275 A	Canisius	55 42
									317 H	Fairfield	81 36
									319 H	Saint Peter's	90 45
									333 A	Iona	76 39
LAST 12 Division I GAMES:											
180 N	Ball St.	69 66	275 A	Canisius	55 42						
36 N	Missouri	51 65	230 A	Niagara	96 55						
194 H	Rider	72 56	227 H	Monmouth	67 38						
227 A	Monmouth	58 46	150 A	Marist	76 69						
333 A	Iona	76 39	319 H	Saint Peter's	90 45						
271 H	Siena	68 31	317 H	Fairfield	81 36						

Non-Div I Games:

Quinnipiac

Loss, Non-Conf, S Site, H Home A Away N Neutral

Average RPI Win:	240	WON-LOST	WINNING	LAST 10	STRENGTH OF	OPP. STRENGTH	TEAM	ADJ.	CONF.	ADJ CONF.
Average RPI Loss:	120	RECORD	PCT. RANK	GAMES	SCHEDULE	OF SCHEDULE	RPI	RPI	RPI	RPI
DIV. I ONLY	13- 6	75	1- 0	212	251	120	120	28	28	
DIV. I NON-CONF.	5- 5	162	0- 0	105	106	110	110	29	29	
TOTALS	RPI 1-25	RPI 26-50	W-L RECORDS	RPI 51-100	RPI 101-150	RPI 150+				
13- 6	0- 1	0- 0	OVERALL	0- 1	3- 2	10- 2				
6- 1	0- 0	0- 0	HOME	0- 0	1- 1	5- 0				
6- 4	0- 1	0- 0	AWAY	0- 1	2- 0	4- 2				
1- 1	0- 0	0- 0	NEUTRAL	0- 0	0- 1	1- 0				
5- 5	0- 1	0- 0	NON-CONFERENCE	0- 1	2- 2	3- 1				
2- 1	0- 0	0- 0	HOME	0- 0	0- 1	2- 0				
2- 3	0- 1	0- 0	AWAY	0- 1	2- 0	0- 1				
1- 1	0- 0	0- 0	NEUTRAL	0- 0	0- 1	1- 0				
8- 1	0- 0	0- 0	CONFERENCE	0- 0	1- 0	7- 1				
4- 0	0- 0	0- 0	HOME	0- 0	1- 0	3- 0				
4- 1	0- 0	0- 0	AWAY	0- 0	0- 0	4- 1				
0- 0	0- 0	0- 0	NEUTRAL	0- 0	0- 0	0- 0				

RPI 1-25			RPI 26-50			RPI 51-100			RPI 101+ Team's RPI: 120		
RPI	S	Opponent	Score	RPI	S	Opponent	Score	RPI	S	Opponent	Score
9	A	NC State	58 75					56	A	Virginia Tech	44 55
								101	N	Nebraska	39 77
								104	A	Virginia	57 44
								116	H	Morehead St.	72 79
								121	A	VCU	54 49
								125	H	High Point	80 58
								177	H	UNC Asheville	60 46
								188	N	Temple	56 50
								190	A	Hampton	54 68
								246	H	ETSU	79 64
								247	A	Mt. St. Mary's	77 89
								249	A	Campbell	56 52
								270	H	Winthrop	70 49
								292	H	South Carolina St.	61 31
								329	A	Charleston So.	67 41
								335	H	Presbyterian	59 49
								337	A	USC Upstate	82 41
								343	A	Longwood	68 34
LAST 12 Division I GAMES:											
337	A	USC Upstate	82 41	190	A	Hampton	54 68				
249	A	Campbell	56 52	125	H	High Point	80 58				
335	H	Presbyterian	59 49	177	H	UNC Asheville	60 46				
343	A	Longwood	68 34	247	A	Mt. St. Mary's	77 89				
329	A	Charleston So.	67 41	121	A	VCU	54 49				
270	H	Winthrop	70 49	116	H	Morehead St.	72 79				

Non-Div I Games: Shepherd

60 46

Radford

■ Loss,
 ■ Non-Conf, S Site,
 ■ Home
 ■ Away
 N Neutral

Rhode Island

Through Games Of Feb. 4, 2019

Average RPI Win:	215	WON-LOST	WINNING	LAST 10	STRENGTH OF	OPP. STRENGTH	TEAM	ADJ.	CONF.	ADJ CONF.
Average RPI Loss:	127	RECORD	PCT. RANK	GAMES	SCHEDULE	OF SCHEDULE	RPI	RPI	RPI	RPI
DIV. I ONLY	7- 14	259	1- 0	101	170	199	199	17	17	
DIV. I NON-CONF.	5- 7	206	1- 0	69	174	153	153	16	16	
TOTALS	RPI 1-25	RPI 26-50	W-L RECORDS	RPI 51-100	RPI 101-150	RPI 150+				
7- 14	0- 0	0- 2	OVERALL	0- 2	1- 6	6- 4				
3- 8	0- 0	0- 0	HOME	0- 2	1- 4	2- 2				
4- 6	0- 0	0- 2	AWAY	0- 0	0- 2	4- 2				
0- 0	0- 0	0- 0	NEUTRAL	0- 0	0- 0	0- 0				
5- 7	0- 0	0- 2	NON-CONFERENCE	0- 2	1- 2	4- 1				
3- 3	0- 0	0- 0	HOME	0- 2	1- 1	2- 0				
2- 4	0- 0	0- 2	AWAY	0- 0	0- 1	2- 1				
0- 0	0- 0	0- 0	NEUTRAL	0- 0	0- 0	0- 0				
2- 7	0- 0	0- 0	CONFERENCE	0- 0	0- 4	2- 3				
0- 5	0- 0	0- 0	HOME	0- 0	0- 3	0- 2				
2- 2	0- 0	0- 0	AWAY	0- 0	0- 1	2- 1				
0- 0	0- 0	0- 0	NEUTRAL	0- 0	0- 0	0- 0				

RPI	S	Opponent	Score	RPI	S	Opponent	Score	RPI	S	Opponent	Score	RPI	S	Opponent	Score	Team's RPI: 199
33	A	Kentucky	52 75	68	H	Harvard	47 80	102	H	Boston College	64 88	103	H	Providence	72 65	
47	A	Clemson	67 80	97	H	Hartford	51 65	106	H	Dayton	62 74	121	A	VCU	39 74	
								129	A	Minnesota	71 91	133	H	Davidson	67 77	
								139	H	Fordham	38 56	187	H	George Washington	59 64	
								196	A	Saint Louis	68 56	203	H	St. Bonaventure	68 84	
								204	A	George Mason	69 75	204	A	George Mason	69 75	
								210	A	Holy Cross	65 73	213	A	Robert Morris	46 41	
								222	H	North Dakota	77 63	241	H	Brown	72 67	
								259	A	Richmond	66 60	273	A	Vermont	61 58	
LAST 12 Division I GAMES:																
241	H	Brown	72 67	196	A	Saint Louis	68 56	133	H	Davidson	67 77	187	H	George Washington	59 64	
106	H	Dayton	62 74	259	A	Richmond	66 60	68	H	Harvard	47 80	129	A	Minnesota	71 91	
203	H	St. Bonaventure	68 84	68	H	Harvard	47 80									
204	A	George Mason	69 75	121	A	VCU	39 74									
139	H	Fordham	38 56													

Non-Div I Games:

Rhode Island

■ Loss,
■ Non-Conf,
■ S Site,
■ H Home
■ A Away
N Neutral

Average RPI Win:	194	WON-LOST	WINNING	LAST 10	STRENGTH OF	OPP. STRENGTH	TEAM	ADJ.	CONF.	ADJ CONF.
Average RPI Loss:	30	RECORD	PCT. RANK	GAMES	SCHEDULE	OF SCHEDULE	RPI	RPI	RPI	RPI
DIV. I ONLY	18- 3	16	1- 0	158	116	37	37	14	14	
DIV. I NON-CONF.	9- 3	61	0- 0	234	90	82	82	18	18	
TOTALS	RPI 1-25	RPI 26-50	W-L RECORDS	RPI 51-100	RPI 101-150	RPI 150+				
18- 3	0- 2	0- 1	OVERALL	3- 0	1- 0	14- 0				
10- 0	0- 0	0- 0	HOME	1- 0	0- 0	9- 0				
7- 2	0- 1	0- 1	AWAY	2- 0	1- 0	4- 0				
1- 1	0- 1	0- 0	NEUTRAL	0- 0	0- 0	1- 0				
9- 3	0- 2	0- 1	NON-CONFERENCE	1- 0	0- 0	8- 0				
5- 0	0- 0	0- 0	HOME	0- 0	0- 0	5- 0				
3- 2	0- 1	0- 1	AWAY	1- 0	0- 0	2- 0				
1- 1	0- 1	0- 0	NEUTRAL	0- 0	0- 0	1- 0				
9- 0	0- 0	0- 0	CONFERENCE	2- 0	1- 0	6- 0				
5- 0	0- 0	0- 0	HOME	1- 0	0- 0	4- 0				
4- 0	0- 0	0- 0	AWAY	1- 0	1- 0	2- 0				
0- 0	0- 0	0- 0	NEUTRAL	0- 0	0- 0	0- 0				

RPI 1-25				RPI 26-50				Team's RPI: 37		RPI 51-100				RPI 101+			
RPI	S	Opponent	Score	RPI	S	Opponent	Score	RPI	S	Opponent	Score	RPI	S	Opponent	Score		
18	A	Texas A&M	54 65	49	A	UCLA	50 59	58	A	Middle Tenn.	60 47	141	A	UAB	55 43		
22	N	North Carolina	50 71					67	H	Old Dominion	48 42	152	H	Georgia St.	66 49		
								78	A	Little Rock	79 65	157	A	Louisiana Tech	61 51		
												158	H	Charlotte	61 51		
												176	H	North Texas	64 52		
												182	N	Coastal Caro.	56 52		
												183	A	Southern Miss.	58 47		
												192	A	Prairie View	68 58		
												202	H	SMU	66 52		
												234	H	Texas Southern	76 71		
												276	H	UTSA	85 54		
												278	H	UTEP	76 42		
												311	H	New Orleans	67 56		
												314	H	McNeese	93 65		
												324	A	Incarinate Word	74 63		
LAST 12 Division I GAMES:																	
67	H	Old Dominion	48 42	276	H	UTSA	85 54										
158	H	Charlotte	61 51	157	A	Louisiana Tech	61 51										
141	A	UAB	55 43	183	A	Southern Miss.	58 47										
58	A	Middle Tenn.	60 47	324	A	Incarinate Word	74 63										
176	H	North Texas	64 52	182	N	Coastal Caro.	56 52										
278	H	UTEP	76 42	22	N	North Carolina	50 71										

Non-Div I Games:

Rice

■ Loss,
 ■ Non-Conf, S Site,
 ■ Home
 ■ Away
 N Neutral

Average RPI Win:	248	WON-LOST	WINNING	LAST 10	STRENGTH OF	OPP. STRENGTH	TEAM	ADJ.	CONF.	ADJ CONF.
Average RPI Loss:	129	RECORD	PCT. RANK	GAMES	SCHEDULE	OF SCHEDULE	RPI	RPI	RPI	RPI
DIV. I ONLY	6- 15	283	1- 0	150	141	259	259	17	17	
DIV. I NON-CONF.	3- 10	278	0- 0	111	115	264	264	16	16	
TOTALS	RPI 1-25	RPI 26-50	W-L RECORDS	RPI 51-100	RPI 101-150	RPI 150+				
6- 15	0- 1	0- 1	OVERALL	0- 5	0- 5	6- 3				
5- 6	0- 0	0- 1	HOME	0- 2	0- 1	5- 2				
1- 8	0- 1	0- 0	AWAY	0- 2	0- 4	1- 1				
0- 1	0- 0	0- 0	NEUTRAL	0- 1	0- 0	0- 0				
3- 10	0- 1	0- 1	NON-CONFERENCE	0- 5	0- 1	3- 2				
3- 4	0- 0	0- 1	HOME	0- 2	0- 0	3- 1				
0- 5	0- 1	0- 0	AWAY	0- 2	0- 1	0- 1				
0- 1	0- 0	0- 0	NEUTRAL	0- 1	0- 0	0- 0				
3- 5	0- 0	0- 0	CONFERENCE	0- 0	0- 4	3- 1				
2- 2	0- 0	0- 0	HOME	0- 0	0- 1	2- 1				
1- 3	0- 0	0- 0	AWAY	0- 0	0- 3	1- 0				
0- 0	0- 0	0- 0	NEUTRAL	0- 0	0- 0	0- 0				

RPI	S	Opponent	Score	RPI	S	Opponent	Score	RPI	S	Opponent	Score	RPI	S	Opponent	Score	Team's RPI: 259
14	A	UCF	48 70	40	H	Ohio	58 109	56	N	Virginia Tech	57 85	121	H	VCU	43 68	
								62	A	Quinnipiac	48 65	133	A	Davidson	55 78	
								86	H	Drexel	35 58	139	A	Fordham	48 60	
								92	H	Georgetown	53 73	148	A	William & Mary	55 65	
								98	A	Wake Forest	48 62	149	A	Duquesne	54 80	
												179	H	UMES	57 55	
												199	H	Rhode Island	60 66	
												207	H	Massachusetts	62 58	
												221	H	Howard	67 60	
												280	H	Saint Joseph's	46 45	
												286	A	La Salle	74 60	
												288	A	Fla. Atlantic	55 69	
												313	H	UNC Greensboro	59 48	
												317	H	Fairfield	40 58	
LAST 12 Division I GAMES:																
207	H	Massachusetts	62 58	139	A	Fordham	48 60									
286	A	La Salle	74 60	199	H	Rhode Island	60 66									
280	H	Saint Joseph's	46 45	313	H	UNC Greensboro	59 48									
149	A	Duquesne	54 80	86	H	Drexel	35 58									
133	A	Davidson	55 78	40	H	Ohio	58 109									
121	H	VCU	43 68	62	A	Quinnipiac	48 65									

Non-Div I Games:

Richmond

■ Loss,
 ■ Non-Conf, S Site,
 ■ Home
 ■ Away
 N Neutral

Average RPI Win:	274	WON-LOST	WINNING	LAST 10	STRENGTH OF	OPP. STRENGTH	TEAM	ADJ.	CONF.	ADJ CONF.
Average RPI Loss:	150	RECORD	PCT. RANK	GAMES	SCHEDULE	OF SCHEDULE	RPI	RPI	RPI	RPI
DIV. I ONLY	11- 9	140	0- 1	280	239	194	194	27	27	
DIV. I NON-CONF.	4- 7	228	0- 1	238	193	251	251	28	28	
TOTALS	RPI 1-25	RPI 26-50	W-L RECORDS	RPI 51-100	RPI 101-150	RPI 150+				
11- 9	0- 0	0- 1	OVERALL	0- 3	1- 1	10- 4				
4- 4	0- 0	0- 0	HOME	0- 2	0- 0	4- 2				
7- 4	0- 0	0- 1	AWAY	0- 1	1- 0	6- 2				
0- 1	0- 0	0- 0	NEUTRAL	0- 0	0- 1	0- 0				
4- 7	0- 0	0- 1	NON-CONFERENCE	0- 2	0- 1	4- 3				
2- 3	0- 0	0- 0	HOME	0- 2	0- 0	2- 1				
2- 3	0- 0	0- 1	AWAY	0- 0	0- 0	2- 2				
0- 1	0- 0	0- 0	NEUTRAL	0- 0	0- 1	0- 0				
7- 2	0- 0	0- 0	CONFERENCE	0- 1	1- 0	6- 1				
2- 1	0- 0	0- 0	HOME	0- 0	0- 0	2- 1				
5- 1	0- 0	0- 0	AWAY	0- 1	1- 0	4- 0				
0- 0	0- 0	0- 0	NEUTRAL	0- 0	0- 0	0- 0				

RPI S	Opponent	Score	RPI S	Opponent	Score	RPI S	Opponent	Score	RPI S	Opponent	Score	Team's RPI: 194
48	A Bucknell	59 80	62	A Quinnipiac	56 72	102	N Boston College	61 112	150	A Marist	68 58	
			77	H Princeton	65 89	210	A Holy Cross	61 71	214	H Navy	60 66	
			92	H Georgetown	49 79	227	A Monmouth	55 43	245	A Binghamton	62 57	
						247	H Mt. St. Mary's	85 67	271	A Siena	55 52	
						273	A Vermont	49 54	275	H Canisius	49 62	
						280	A Saint Joseph's	56 54	309	H NJIT	67 46	
						317	H Fairfield	62 59	318	A Manhattan	73 63	
						319	H Saint Peter's	60 38	333	A Iona	66 58	
LAST 12 Division I GAMES:												
102	N Boston College	61 112	333	A Iona	66 58							
62	A Quinnipiac	56 72	271	A Siena	55 52							
150	A Marist	68 58	227	A Monmouth	55 43							
275	H Canisius	49 62	317	H Fairfield	62 59							
318	A Manhattan	73 63	92	H Georgetown	49 79							
319	H Saint Peter's	60 38	48	A Bucknell	59 80							

Non-Div I Games:

Rider

■ Loss,
 ■ Non-Conf,
 ■ S Site,
 ■ H Home
 ■ A Away
 N Neutral

Average RPI Win:	304	WON-LOST	WINNING	LAST 10	STRENGTH OF	OPP. STRENGTH	TEAM	ADJ.	CONF.	ADJ CONF.
Average RPI Loss:	123	RECORD	PCT. RANK	GAMES	SCHEDULE	OF SCHEDULE	RPI	RPI	RPI	RPI
DIV. I ONLY	11- 8	127	0- 1	321	278	213	213	31	31	
DIV. I NON-CONF.	2- 8	293	0- 1	251	61	315	315	31	31	
TOTALS	RPI 1-25	RPI 26-50	W-L RECORDS	RPI 51-100	RPI 101-150	RPI 150+				
11- 8	0- 1	0- 1	OVERALL	0- 1	0- 2	11- 3				
6- 3	0- 0	0- 1	HOME	0- 1	0- 0	6- 1				
5- 4	0- 1	0- 0	AWAY	0- 0	0- 2	5- 1				
0- 1	0- 0	0- 0	NEUTRAL	0- 0	0- 0	0- 1				
2- 8	0- 1	0- 1	NON-CONFERENCE	0- 1	0- 2	2- 3				
2- 3	0- 0	0- 1	HOME	0- 1	0- 0	2- 1				
0- 4	0- 1	0- 0	AWAY	0- 0	0- 2	0- 1				
0- 1	0- 0	0- 0	NEUTRAL	0- 0	0- 0	0- 1				
9- 0	0- 0	0- 0	CONFERENCE	0- 0	0- 0	9- 0				
4- 0	0- 0	0- 0	HOME	0- 0	0- 0	4- 0				
5- 0	0- 0	0- 0	AWAY	0- 0	0- 0	5- 0				
0- 0	0- 0	0- 0	NEUTRAL	0- 0	0- 0	0- 0				

RPI 1-25				RPI 26-50				RPI 51-100				RPI 101+ Team's RPI: 213			
RPI	S	Opponent	Score	RPI	S	Opponent	Score	RPI	S	Opponent	Score	RPI	S	Opponent	Score
13	A	Iowa	63 92	42	H	James Madison	36 59	75	H	Kent St.	46 54	112	A	Loyola Marymount	53 61
												126	A	Youngstown St.	59 69
												199	H	Rhode Island	41 46
												202	N	SMU	55 60
												218	A	Bowling Green	60 61
												244	H	Sacred Heart	64 46
												247	H	Mt. St. Mary's	70 58
												255	A	St. Francis Brooklyn	75 56
												286	H	La Salle	67 39
												299	A	Central Conn. St.	64 57
												300	A	Bryant	60 57
												326	H	Wagner	69 46
												344	A	Fairleigh Dickinson	63 43
												344	H	Fairleigh Dickinson	71 49
												347	H	Delaware St.	64 63
												351	A	LIU Brooklyn	89 37
LAST 12 Division I GAMES:															
112	A	Loyola Marymount	53 61	351	A	LIU Brooklyn	89 37								
344	A	Fairleigh Dickinson	63 43	255	A	St. Francis Brooklyn	75 56								
244	H	Sacred Heart	64 46	344	H	Fairleigh Dickinson	71 49								
326	H	Wagner	69 46	247	H	Mt. St. Mary's	70 58								
299	A	Central Conn. St.	64 57	42	H	James Madison	36 59								
300	A	Bryant	60 57	347	H	Delaware St.	64 63								

Non-Div I Games: Pitt.-Johnstown 73 53

Robert Morris

■ Loss,
 ■ Non-Conf,
 ■ S Site,
 ■ H Home
 ■ A Away
 N Neutral

REGULAR SEASON				THROUGH GAMES OF FEB. 17, 1919						
Average RPI Win:	132	WON-LOST	WINNING	LAST 10	STRENGTH OF	OPP. STRENGTH	TEAM	ADJ.	CONF.	ADJ CONF.
Average RPI Loss:	46	RECORD	PCT. RANK	GAMES	SCHEDULE	OF SCHEDULE	RPI	RPI	RPI	RPI
DIV. I ONLY	17- 5	37	1- 0	30	43	15	15	4	4	
DIV. I NON-CONF.	8- 3	72	1- 1	77	81	47	47	6	6	

TOTALS	RPI 1-25		RPI 26-50		W-L RECORDS		RPI 51-100		RPI 101-150	RPI 150+
17- 5	2- 3		2- 0		OVERALL		3- 1		3- 1	7- 0
11- 0	1- 0		2- 0		HOME		2- 0		1- 0	5- 0
5- 3	1- 1		0- 0		AWAY		1- 1		2- 1	1- 0
1- 2	0- 2		0- 0		NEUTRAL		0- 0		0- 0	1- 0
8- 3	0- 2		0- 0		NON-CONFERENCE		2- 1		0- 0	6- 0
6- 0	0- 0		0- 0		HOME		1- 0		0- 0	5- 0
1- 1	0- 0		0- 0		AWAY		1- 1		0- 0	0- 0
1- 2	0- 2		0- 0		NEUTRAL		0- 0		0- 0	1- 0
9- 2	2- 1		2- 0		CONFERENCE		1- 0		3- 1	1- 0
5- 0	1- 0		2- 0		HOME		1- 0		1- 0	0- 0
4- 2	1- 1		0- 0		AWAY		0- 0		2- 1	1- 0
0- 0	0- 0		0- 0		NEUTRAL		0- 0		0- 0	0- 0

RPI	S	Opponent	Score	RPI	S	Opponent	Score	RPI	S	Opponent	Score	RPI	S	Opponent	Score
12	N	Gonzaga	40 57	34	H	Indiana	69 64	54	H	LSU	57 43	101	A	Nebraska	62 56
13	A	Iowa	66 72	44	H	Purdue	65 63	56	A	Virginia Tech	51 67	115	A	Penn St.	69 61
19	N	Drake	59 69					68	A	Harvard	60 49	115	H	Penn St.	74 61
20	A	Maryland	73 65					88	H	Northwestern	45 41	129	A	Minnesota	46 60
24	H	Michigan St.	76 62									165	H	Stony Brook	61 47
												189	A	Illinois	71 60
												206	H	Saint Francis (PA)	96 52
												239	H	Albany (NY)	65 39
												241	H	Brown	73 52
												246	N	ETSU	68 44
												299	H	Central Conn. St.	73 44
LAST 12 Division I GAMES:															
246	N	ETSU	68 44	24	H	Michigan St.	76 62								
12	N	Gonzaga	40 57	44	H	Purdue	65 63								
129	A	Minnesota	46 60	101	A	Nebraska	62 56								
34	H	Indiana	69 64	189	A	Illinois	71 60								
115	A	Penn St.	69 61	115	H	Penn St.	74 61								
13	A	Iowa	66 72	241	H	Brown	73 52								

Non-Div I Games:

Rutgers

■ Loss,
■ Non-Conf, S Site,
■ Home
■ Away
N Neutral

Average RPI Win:	228	WON-LOST	WINNING	LAST 10	STRENGTH OF	OPP. STRENGTH	TEAM	ADJ.	CONF.	ADJ CONF.
Average RPI Loss:	70	RECORD	PCT. RANK	GAMES	SCHEDULE	OF SCHEDULE	RPI	RPI	RPI	RPI
DIV. I ONLY	14- 3	23	0- 1	209	256	63	63	26	26	
DIV. I NON-CONF.	6- 3	91	0- 1	74	155	55	55	23	23	
TOTALS	RPI 1-25	RPI 26-50	W-L RECORDS	RPI 51-100	RPI 101-150	RPI 150+				
14- 3	0- 0	0- 2	OVERALL	1- 0	1- 1	12- 0				
8- 0	0- 0	0- 0	HOME	1- 0	1- 0	6- 0				
5- 3	0- 0	0- 2	AWAY	0- 0	0- 1	5- 0				
1- 0	0- 0	0- 0	NEUTRAL	0- 0	0- 0	1- 0				
6- 3	0- 0	0- 2	NON-CONFERENCE	1- 0	1- 1	4- 0				
5- 0	0- 0	0- 0	HOME	1- 0	1- 0	3- 0				
0- 3	0- 0	0- 2	AWAY	0- 0	0- 1	0- 0				
1- 0	0- 0	0- 0	NEUTRAL	0- 0	0- 0	1- 0				
8- 0	0- 0	0- 0	CONFERENCE	0- 0	0- 0	8- 0				
3- 0	0- 0	0- 0	HOME	0- 0	0- 0	3- 0				
5- 0	0- 0	0- 0	AWAY	0- 0	0- 0	5- 0				
0- 0	0- 0	0- 0	NEUTRAL	0- 0	0- 0	0- 0				

RPI 1-25	RPI 26-50	RPI 51-100	Team's RPI: 63	RPI 101+
RPI S Opponent Score	RPI S Opponent Score	RPI S Opponent Score		RPI S Opponent Score
27 A Miami (FL) 60 81	27 H Yale 67 57	140 H Montana St. 60 53		143 A Texas Tech 69 77
39 A New Mexico 33 74		159 A Abilene Christian 71 55		162 H Tulsa 76 34
		184 H Nicholls St. 70 62		190 N Hampton 70 68
		205 A Sam Houston St. 78 68		234 H Texas Southern 74 55
		272 A Southeastern La. 62 51		291 A Central Ark. 59 53
		301 H Morgan St. 69 42		311 H New Orleans 97 38
		324 A Incarnate Word 66 56		336 H Northwestern St. 84 56
LAST 12 Division I GAMES:				
39 A New Mexico 33 74	311 H New Orleans 97 38			
89 H Yale 67 57	336 H Northwestern St. 84 56			
205 A Sam Houston St. 78 68	184 H Nicholls St. 70 62			
291 A Central Ark. 59 53	272 A Southeastern La. 62 51			
159 A Abilene Christian 71 55	190 N Hampton 70 68			
324 A Incarnate Word 66 56	234 H Texas Southern 74 55			

Non-Div I Games: Wiley 97 38 Cameron 86 59 Our Lady of the Lak93 77

SFA

Loss, Non-Conf, S Site, H Home A Away N Neutral

Average RPI Win:	288	WON-LOST	WINNING	LAST 10	STRENGTH OF	OPP. STRENGTH	TEAM	ADJ.	CONF.	ADJ CONF.
Average RPI Loss:	159	RECORD	PCT. RANK	GAMES	SCHEDULE	OF SCHEDULE	RPI	RPI	RPI	RPI
DIV. I ONLY	9- 11	202	1- 0	310	273	236	236	22	22	
DIV. I NON-CONF.	4- 6	212	0- 0	314	248	241	241	20	20	
TOTALS	RPI 1-25	RPI 26-50	W-L RECORDS	RPI 51-100	RPI 101-150	RPI 150+				
9- 11	0- 0	0- 1	OVERALL	0- 1	0- 3	9- 6				
4- 2	0- 0	0- 0	HOME	0- 0	0- 1	4- 1				
5- 8	0- 0	0- 1	AWAY	0- 0	0- 2	5- 5				
0- 1	0- 0	0- 0	NEUTRAL	0- 1	0- 0	0- 0				
4- 6	0- 0	0- 1	NON-CONFERENCE	0- 1	0- 0	4- 4				
1- 0	0- 0	0- 0	HOME	0- 0	0- 0	1- 0				
3- 5	0- 0	0- 1	AWAY	0- 0	0- 0	3- 4				
0- 1	0- 0	0- 0	NEUTRAL	0- 1	0- 0	0- 0				
5- 5	0- 0	0- 0	CONFERENCE	0- 0	0- 3	5- 2				
3- 2	0- 0	0- 0	HOME	0- 0	0- 1	3- 1				
2- 3	0- 0	0- 0	AWAY	0- 0	0- 2	2- 1				
0- 0	0- 0	0- 0	NEUTRAL	0- 0	0- 0	0- 0				

RPI 1-25			RPI 26-50			RPI 51-100			RPI 101+			Team's RPI: 236
RPI	S	Opponent	Score	RPI	S	Opponent	Score	RPI	S	Opponent	Score	
				36	A	Missouri	36 59	66	N	Missouri St.	65 68	
								116	H	Morehead St.	67 73	
								132	A	UT Martin	55 68	
								142	A	Tennessee Tech	55 79	
								186	H	Illinois St.	68 61	
								189	A	Illinois	57 74	
								196	A	Saint Louis	56 63	
								215	A	Southeast Mo. St.	58 63	
								215	H	Southeast Mo. St.	52 62	
								219	A	UMKC	75 80	
								223	A	Jacksonville St.	51 47	
								227	A	Loyola Chicago	43 56	
								279	A	Eastern Ill.	65 56	
								282	H	Austin Peay	69 68	
								289	H	Murray St.	71 54	
								322	H	Eastern Ky.	74 55	
								332	A	Purdue Fort Wayne	57 49	
								338	A	Evansville	54 45	
								345	A	Chicago St.	82 66	
LAST 12 Division I GAMES:												
322	H	Eastern Ky.	74 55	223	A	Jacksonville St.	51 47					
116	H	Morehead St.	67 73	142	A	Tennessee Tech	55 79					
132	A	UT Martin	55 68	279	A	Eastern Ill.	65 56					
215	A	Southeast Mo. St.	58 63	215	H	Southeast Mo. St.	52 62					
289	H	Murray St.	71 54	66	N	Missouri St.	65 68					
282	H	Austin Peay	69 68	219	A	UMKC	75 80					

Non-Div I Games: McKendree 64 63

SIUE

■ Loss,
 ■ Non-Conf,
 ■ S Site,
 ■ Home
 ■ A Away
 N Neutral

SMU				Through Games Of Feb. 4, 2019						
Average RPI Win:	244	WON-LOST	WINNING	LAST 10	STRENGTH OF	OPP. STRENGTH	TEAM	ADJ.	CONF.	ADJ CONF.
Average RPI Loss:	97	RECORD	PCT. RANK	GAMES	SCHEDULE	OF SCHEDULE	RPI	RPI	RPI	RPI
DIV. I ONLY	8- 13	241	1- 0	92	140	202	202	9	9	
DIV. I NON-CONF.	6- 7	172	1- 0	181	253	233	233	9	9	
TOTALS	RPI 1-25	RPI 26-50	W-L RECORDS	RPI 51-100	RPI 101-150	RPI 150+				
8- 13	0- 2	0- 2	OVERALL	0- 3	0- 5	8- 1				
6- 6	0- 0	0- 0	HOME	0- 1	0- 4	6- 1				
0- 7	0- 2	0- 2	AWAY	0- 2	0- 1	0- 0				
2- 0	0- 0	0- 0	NEUTRAL	0- 0	0- 0	2- 0				
6- 7	0- 0	0- 2	NON-CONFERENCE	0- 0	0- 4	6- 1				
4- 4	0- 0	0- 0	HOME	0- 0	0- 3	4- 1				
0- 3	0- 0	0- 2	AWAY	0- 0	0- 1	0- 0				
2- 0	0- 0	0- 0	NEUTRAL	0- 0	0- 0	2- 0				
2- 6	0- 2	0- 0	CONFERENCE	0- 3	0- 1	2- 0				
2- 2	0- 0	0- 0	HOME	0- 1	0- 1	2- 0				
0- 4	0- 2	0- 0	AWAY	0- 2	0- 0	0- 0				
0- 0	0- 0	0- 0	NEUTRAL	0- 0	0- 0	0- 0				

S
M
U

S
M
U

RPI 1-25				RPI 26-50				RPI 51-100				RPI 101+ Team's RPI: 202			
RPI	S	Opponent	Score	RPI	S	Opponent	Score	RPI	S	Opponent	Score	RPI	S	Opponent	Score
6	A	UConn	39 79	37	A	Rice	52 66	87	A	Cincinnati	57 69	109	A	Northern Colo.	57 58
14	A	UCF	43 55	50	A	TCU	63 65	94	A	Houston	68 69	113	H	UT Arlington	41 66
								94	H	Houston	61 72	114	H	Alabama	61 62
												122	H	Tulane	43 61
												147	H	Oklahoma	61 77
												153	H	South Fla.	46 44
												176	H	North Texas	73 66
												213	N	Robert Morris	60 55
												263	H	Wichita St.	78 50
												265	N	Northern Ariz.	55 48
												272	H	Southeastern La.	62 63
												274	H	CSU Bakersfield	49 43
												298	H	Mississippi Val.	62 47
												310	H	La.-Monroe	49 38
LAST 12 Division I GAMES:															
265	N	Northern Ariz.	55 48	122	H	Tulane	43 61								
94	A	Houston	68 69	94	H	Houston	61 72								
153	H	South Fla.	46 44	87	A	Cincinnati	57 69								
6	A	UConn	39 79	113	H	UT Arlington	41 66								
14	A	UCF	43 55	147	H	Oklahoma	61 77								
263	H	Wichita St.	78 50	274	H	CSU Bakersfield	49 43								

Non-Div I Games:

SMU

Loss, Non-Conf, S Site, H Home A Away N Neutral

Average RPI Win:	247	WON-LOST	WINNING	LAST 10	STRENGTH OF	OPP. STRENGTH	TEAM	ADJ.	CONF.	ADJ CONF.
Average RPI Loss:	112	RECORD	PCT. RANK	GAMES	SCHEDULE	OF SCHEDULE	RPI	RPI	RPI	RPI
DIV. I ONLY	7- 10	225	1- 0	205	155	238	238	16	16	
DIV. I NON-CONF.	3- 4	199	1- 0	145	232	211	211	12	12	
TOTALS	RPI 1-25	RPI 26-50	W-L RECORDS	RPI 51-100	RPI 101-150	RPI 150+				
7- 10	0- 0	0- 1	OVERALL	0- 4	0- 4	7- 1				
4- 5	0- 0	0- 0	HOME	0- 2	0- 2	4- 1				
1- 4	0- 0	0- 1	AWAY	0- 2	0- 1	1- 0				
2- 1	0- 0	0- 0	NEUTRAL	0- 0	0- 1	2- 0				
3- 4	0- 0	0- 1	NON-CONFERENCE	0- 1	0- 1	3- 1				
1- 2	0- 0	0- 0	HOME	0- 1	0- 0	1- 1				
0- 1	0- 0	0- 1	AWAY	0- 0	0- 0	0- 0				
2- 1	0- 0	0- 0	NEUTRAL	0- 0	0- 1	2- 0				
4- 6	0- 0	0- 0	CONFERENCE	0- 3	0- 3	4- 0				
3- 3	0- 0	0- 0	HOME	0- 1	0- 2	3- 0				
1- 3	0- 0	0- 0	AWAY	0- 2	0- 1	1- 0				
0- 0	0- 0	0- 0	NEUTRAL	0- 0	0- 0	0- 0				

RPI 1-25				RPI 26-50				RPI 51-100				RPI 101+				Team's RPI: 238	
RPI	S	Opponent	Score	RPI	S	Opponent	Score	RPI	S	Opponent	Score	RPI	S	Opponent	Score		
				39	A	New Mexico	53 85	74	A	Idaho St.	43 73	109	A	Northern Colo.	69 82		
								74	H	Idaho St.	42 56	137	N	Pepperdine	97 113		
								79	H	UC Davis	60 109	140	H	Montana St.	53 69		
								96	A	Idaho	66 104	145	H	Montana	86 88		
												189	N	Illinois	109 107		
												190	N	Hampton	65 61		
												197	A	Eastern Wash.	73 70		
												224	H	San Francisco	75 86		
												258	H	Southern Utah	77 76		
												265	H	Northern Ariz.	65 61		
												308	H	Weber St.	77 62		
												323	H	Cal Poly	88 85		
LAST 12 Division I GAMES:																	
				190	N	Hampton	65 61	265	H	Northern Ariz.	65 61						
				308	H	Weber St.	77 62	74	A	Idaho St.	43 73						
				74	H	Idaho St.	42 56	140	H	Montana St.	53 69						
				197	A	Eastern Wash.	73 70	145	H	Montana	86 88						
				96	A	Idaho	66 104	109	A	Northern Colo.	69 82						
				258	H	Southern Utah	77 76	39	A	New Mexico	53 85						

Non-Div I Games: Antelope Valley 86 80

Sacramento St.

Sacred Heart

Through Games Of Feb. 4, 2019

Average RPI Win:	303	WON-LOST	WINNING	LAST 10	STRENGTH OF	OPP. STRENGTH	TEAM	ADJ.	CONF.	ADJ CONF.
Average RPI Loss:	183	RECORD	PCT. RANK	GAMES	SCHEDULE	OF SCHEDULE	RPI	RPI	RPI	RPI
DIV. I ONLY	10- 10	161	0- 1	307	335	244	244	31	31	
DIV. I NON-CONF.	4- 7	228	0- 0	254	268	242	242	31	31	
TOTALS	RPI 1-25	RPI 26-50	W-L RECORDS	RPI 51-100	RPI 101-150	RPI 150+				
10- 10	0- 0	0- 1	OVERALL	0- 0	0- 2	10- 7				
5- 4	0- 0	0- 0	HOME	0- 0	0- 0	5- 4				
5- 6	0- 0	0- 1	AWAY	0- 0	0- 2	5- 3				
0- 0	0- 0	0- 0	NEUTRAL	0- 0	0- 0	0- 0				
4- 7	0- 0	0- 1	NON-CONFERENCE	0- 0	0- 2	4- 4				
1- 3	0- 0	0- 0	HOME	0- 0	0- 0	1- 3				
3- 4	0- 0	0- 1	AWAY	0- 0	0- 2	3- 1				
0- 0	0- 0	0- 0	NEUTRAL	0- 0	0- 0	0- 0				
6- 3	0- 0	0- 0	CONFERENCE	0- 0	0- 0	6- 3				
4- 1	0- 0	0- 0	HOME	0- 0	0- 0	4- 1				
2- 2	0- 0	0- 0	AWAY	0- 0	0- 0	2- 2				
0- 0	0- 0	0- 0	NEUTRAL	0- 0	0- 0	0- 0				

RPI 1-25			RPI 26-50			RPI 51-100			RPI 101+ Team's RPI: 244		
RPI	S	Opponent	Score	RPI	S	Opponent	Score	RPI	S	Opponent	Score
				33	A	Kentucky	43 71				
								103	A	Providence	52 62
								136	A	Lehigh	66 70
								165	H	Stony Brook	58 73
								206	A	Saint Francis (PA)	68 85
								207	A	Massachusetts	61 78
								213	A	Robert Morris	46 64
								227	H	Monmouth	50 55
								252	A	Hofstra	70 64
								255	A	St. Francis Brooklyn	68 66
								255	H	St. Francis Brooklyn	53 56
								271	H	Siena	72 50
								280	H	Saint Joseph's	44 61
								299	H	Central Conn. St.	66 61
								300	H	Bryant	49 48
								318	A	Manhattan	74 46
								326	A	Wagner	80 68
								326	H	Wagner	72 64
								328	A	New Hampshire	71 60
								351	H	LIU Brooklyn	75 53
LAST 12 Division I GAMES:											
255	H	St. Francis Brooklyn	53 56	326	A	Wagner	80 68				
213	A	Robert Morris	46 64	351	H	LIU Brooklyn	75 53				
206	A	Saint Francis (PA)	68 85	299	H	Central Conn. St.	66 61				
326	H	Wagner	72 64	33	A	Kentucky	43 71				
255	A	St. Francis Brooklyn	68 66	280	H	Saint Joseph's	44 61				
300	H	Bryant	49 48	318	A	Manhattan	74 46				

Non-Div I Games:

Sacred Heart

■ Loss,
 ■ Non-Conf,
 ■ S Site,
 ■ H Home
 ■ A Away
 N Neutral

Average RPI Win:	277	WON-LOST	WINNING	LAST 10	STRENGTH OF	OPP. STRENGTH	TEAM	ADJ.	CONF.	ADJ CONF.
Average RPI Loss:	149	RECORD	PCT. RANK	GAMES	SCHEDULE	OF SCHEDULE	RPI	RPI	RPI	RPI
DIV. I ONLY	8- 12	231	0- 1	179	286	206	206	31	31	
DIV. I NON-CONF.	2- 9	297	0- 1	35	118	203	203	31	31	
TOTALS	RPI 1-25	RPI 26-50	W-L RECORDS	RPI 51-100	RPI 101-150	RPI 150+				
8- 12	0- 2	0- 0	OVERALL	0- 2	1- 4	7- 4				
5- 2	0- 0	0- 0	HOME	0- 1	1- 1	4- 0				
3- 8	0- 2	0- 0	AWAY	0- 0	0- 2	3- 4				
0- 2	0- 0	0- 0	NEUTRAL	0- 1	0- 1	0- 0				
2- 9	0- 2	0- 0	NON-CONFERENCE	0- 2	1- 4	1- 1				
1- 2	0- 0	0- 0	HOME	0- 1	1- 1	0- 0				
1- 5	0- 2	0- 0	AWAY	0- 0	0- 2	1- 1				
0- 2	0- 0	0- 0	NEUTRAL	0- 1	0- 1	0- 0				
6- 3	0- 0	0- 0	CONFERENCE	0- 0	0- 0	6- 3				
4- 0	0- 0	0- 0	HOME	0- 0	0- 0	4- 0				
2- 3	0- 0	0- 0	AWAY	0- 0	0- 0	2- 3				
0- 0	0- 0	0- 0	NEUTRAL	0- 0	0- 0	0- 0				

RPI 1-25				RPI 26-50				RPI 51-100				RPI 101+ Team's RPI: 206			
RPI	S	Opponent	Score	RPI	S	Opponent	Score	RPI	S	Opponent	Score	RPI	S	Opponent	Score
2	A	Baylor	58 116					60	N	Boise St.	64 78	116	H	Morehead St.	89 83
15	A	Rutgers	52 96					89	H	FGCU	69 83	123	A	Pittsburgh	75 78
												126	A	Youngstown St.	56 80
												145	N	Montana	77 79
												149	H	Duquesne	73 93
												229	A	Liberty	53 82
												244	H	Sacred Heart	85 68
												247	A	Mt. St. Mary's	83 72
												247	H	Mt. St. Mary's	68 66
												255	A	St. Francis Brooklyn	65 78
												299	A	Central Conn. St.	62 73
												300	A	Bryant	63 66
												326	H	Wagner	107 70
												343	A	Longwood	91 88
												344	H	Fairleigh Dickinson	75 64
												351	A	LIU Brooklyn	80 66
LAST 12 Division I GAMES:															
145	N	Montana	77 79	255	A	St. Francis Brooklyn	65 78								
247	A	Mt. St. Mary's	83 72	351	A	LIU Brooklyn	80 66								
326	H	Wagner	107 70	247	H	Mt. St. Mary's	68 66								
244	H	Sacred Heart	85 68	344	H	Fairleigh Dickinson	75 64								
300	A	Bryant	63 66	123	A	Pittsburgh	75 78								
299	A	Central Conn. St.	62 73	116	H	Morehead St.	89 83								

Non-Div I Games: Seton Hill 86 74

Saint Francis (PA)

Loss, Non-Conf, S Site, H Home A Away N Neutral

Average RPI Win: 254		WON-LOST	WINNING	LAST 10	STRENGTH OF	OPP. STRENGTH	TEAM	ADJ.	CONF.	ADJ CONF.
Average RPI Loss: 139		RECORD	PCT. RANK	GAMES	SCHEDULE	OF SCHEDULE	RPI	RPI	RPI	RPI
DIV. I ONLY		6- 15	283	1- 0	184	180	280	280	17	17
DIV. I NON-CONF.		4- 9	252	1- 0	152	216	260	260	16	16
TOTALS		RPI 1-25	RPI 26-50	W-L RECORDS	RPI 51-100	RPI 101-150	RPI 150+			
6- 15	0- 0		0- 1	OVERALL	0- 3	0- 5	6- 6			
5- 7	0- 0		0- 1	HOME	0- 1	0- 2	5- 3			
1- 8	0- 0		0- 0	AWAY	0- 2	0- 3	1- 3			
0- 0	0- 0		0- 0	NEUTRAL	0- 0	0- 0	0- 0			
4- 9	0- 0		0- 1	NON-CONFERENCE	0- 3	0- 1	4- 4			
3- 5	0- 0		0- 1	HOME	0- 1	0- 1	3- 2			
1- 4	0- 0		0- 0	AWAY	0- 2	0- 0	1- 2			
0- 0	0- 0		0- 0	NEUTRAL	0- 0	0- 0	0- 0			
2- 6	0- 0		0- 0	CONFERENCE	0- 0	0- 4	2- 2			
2- 2	0- 0		0- 0	HOME	0- 0	0- 1	2- 1			
0- 4	0- 0		0- 0	AWAY	0- 0	0- 3	0- 1			
0- 0	0- 0		0- 0	NEUTRAL	0- 0	0- 0	0- 0			

RPI 1-25				RPI 26-50				RPI 51-100				RPI 101+				Team's RPI: 280	
RPI	S	Opponent	Score	RPI	S	Opponent	Score	RPI	S	Opponent	Score	RPI	S	Opponent	Score		
				43	H	Villanova	35 47	51	H	Auburn	70 81	106	A	Dayton	65 72		
								81	A	Penn	45 65	119	H	Towson	52 73		
								86	A	Drexel	34 51	121	A	VCU	40 59		
												121	H	VCU	47 65		
												149	A	Duquesne	73 81		
												163	A	Delaware	39 48		
												188	H	Temple	52 58		
												194	H	Rider	54 56		
												196	H	Saint Louis	49 62		
												203	H	St. Bonaventure	66 41		
												214	A	Navy	48 49		
												230	H	Niagara	68 54		
												244	A	Sacred Heart	61 44		
												259	A	Richmond	45 46		
												264	H	Columbia	68 61		
												286	H	La Salle	60 57		
												297	H	Loyola Maryland	49 46		
LAST 12 Division I GAMES:																	
				297	H	Loyola Maryland	49 46	203	H	St. Bonaventure	66 41						
				121	H	VCU	47 65	196	H	Saint Louis	49 62						
				106	A	Dayton	65 72	121	A	VCU	40 59						
				259	A	Richmond	45 46	214	A	Navy	48 49						
				286	H	La Salle	60 57	163	A	Delaware	39 48						
				149	A	Duquesne	73 81	244	A	Sacred Heart	61 44						

Non-Div I Games:

Saint Joseph's

■ Loss, ■ Non-Conf, S Site, H Home A Away N Neutral

Saint Louis

Through Games Of Feb. 4, 2019

Average RPI Win:	208	WON-LOST	WINNING	LAST 10	STRENGTH OF	OPP. STRENGTH	TEAM	ADJ.	CONF.	ADJ CONF.
Average RPI Loss:	128	RECORD	PCT. RANK	GAMES	SCHEDULE	OF SCHEDULE	RPI	RPI	RPI	RPI
DIV. I ONLY	10- 12	197	1- 0	196	101	196	196	17	17	
DIV. I NON-CONF.	5- 8	224	1- 0	208	43	212	212	16	16	
TOTALS	RPI 1-25	RPI 26-50	W-L RECORDS	RPI 51-100	RPI 101-150	RPI 150+				
10- 12	0- 1	0- 1	OVERALL	0- 2	2- 3	8- 5				
5- 6	0- 1	0- 1	HOME	0- 1	1- 1	4- 2				
5- 4	0- 0	0- 0	AWAY	0- 0	1- 1	4- 3				
0- 2	0- 0	0- 0	NEUTRAL	0- 1	0- 1	0- 0				
5- 8	0- 1	0- 1	NON-CONFERENCE	0- 2	1- 1	4- 3				
2- 4	0- 1	0- 1	HOME	0- 1	0- 0	2- 1				
3- 2	0- 0	0- 0	AWAY	0- 0	1- 0	2- 2				
0- 2	0- 0	0- 0	NEUTRAL	0- 1	0- 1	0- 0				
5- 4	0- 0	0- 0	CONFERENCE	0- 0	1- 2	4- 2				
3- 2	0- 0	0- 0	HOME	0- 0	1- 1	2- 1				
2- 2	0- 0	0- 0	AWAY	0- 0	0- 1	2- 1				
0- 0	0- 0	0- 0	NEUTRAL	0- 0	0- 0	0- 0				

RPI 1-25				RPI 26-50				RPI 51-100				RPI 101+ Team's RPI: 196			
RPI	S	Opponent	Score	RPI	S	Opponent	Score	RPI	S	Opponent	Score	RPI	S	Opponent	Score
6	H	UConn	42 98	36	H	Missouri	62 74	87	H	Cincinnati	50 51	104	A	Virginia	67 65
								89	N	Yale	52 58	106	H	Dayton	68 65
												121	A	VCU	47 57
												130	N	Chattanooga	61 71
												139	H	Fordham	53 56
												154	H	Southern Ill.	62 58
												162	A	Tulsa	75 86
												173	H	Indiana St.	56 60
												186	A	Illinois St.	67 72
												187	H	George Washington	60 44
												199	H	Rhode Island	56 68
												203	A	St. Bonaventure	62 45
												204	H	George Mason	60 53
												207	A	Massachusetts	66 70
												236	H	SIUE	63 56
												280	A	Saint Joseph's	62 49
												288	A	Fla. Atlantic	93 61
												322	A	Eastern Ky.	70 43
LAST 12 Division I GAMES:															
288	A	Fla. Atlantic	93 61	199	H	Rhode Island	56 68								
187	H	George Washington	60 44	139	H	Fordham	53 56								
204	H	George Mason	60 53	280	A	Saint Joseph's	62 49								
121	A	VCU	47 57	207	A	Massachusetts	66 70								
106	H	Dayton	68 65	89	N	Yale	52 58								
203	A	St. Bonaventure	62 45	186	A	Illinois St.	67 72								

Non-Div I Games:

Saint Louis

■ Loss,
 ■ Non-Conf,
 ■ S Site,
 ■ H Home
 ■ A Away
 N Neutral

Saint Mary's (CA)

Through Games Of Feb. 4, 2019

Average RPI Win:	176	WON-LOST	WINNING	LAST 10	STRENGTH OF	OPP. STRENGTH	TEAM	ADJ.	CONF.	ADJ CONF.
Average RPI Loss:	34	RECORD	PCT. RANK	GAMES	SCHEDULE	OF SCHEDULE	RPI	RPI	RPI	RPI
DIV. I ONLY	14- 8	97	1- 0	55	71	53	53	8	8	
DIV. I NON-CONF.	7- 4	109	1- 0	73	44	57	57	7	7	
TOTALS	RPI 1-25	RPI 26-50	W-L RECORDS	RPI 51-100	RPI 101-150	RPI 150+				
14- 8	0- 3	1- 3	OVERALL	1- 2	3- 0	9- 0				
6- 4	0- 2	1- 2	HOME	0- 0	2- 0	3- 0				
6- 4	0- 1	0- 1	AWAY	0- 2	1- 0	5- 0				
2- 0	0- 0	0- 0	NEUTRAL	1- 0	0- 0	1- 0				
7- 4	0- 1	1- 2	NON-CONFERENCE	1- 1	1- 0	4- 0				
2- 2	0- 1	1- 1	HOME	0- 0	0- 0	1- 0				
3- 2	0- 0	0- 1	AWAY	0- 1	1- 0	2- 0				
2- 0	0- 0	0- 0	NEUTRAL	1- 0	0- 0	1- 0				
7- 4	0- 2	0- 1	CONFERENCE	0- 1	2- 0	5- 0				
4- 2	0- 1	0- 1	HOME	0- 0	2- 0	2- 0				
3- 2	0- 1	0- 0	AWAY	0- 1	0- 0	3- 0				
0- 0	0- 0	0- 0	NEUTRAL	0- 0	0- 0	0- 0				

RPI 1-25				RPI 26-50				RPI 51-100				RPI 101+			
RPI	S	Opponent	Score	RPI	S	Opponent	Score	RPI	S	Opponent	Score	RPI	S	Opponent	Score
4	H	Oregon	55 79	26	H	California	78 81	67	N	Old Dominion	83 65	112	H	Loyola Marymount	86 62
12	A	Gonzaga	62 74	31	A	Oregon St.	56 89	79	A	UC Davis	74 76	124	A	Washington St.	70 64
12	H	Gonzaga	52 66	31	H	BYU	73 74	80	A	Pacific	67 76	137	H	Pepperdine	79 68
				46	H	Wyoming	90 84					166	A	Portland	98 91
												166	H	Portland	113 85
												172	A	Santa Clara	83 59
												175	N	Texas St.	89 62
												193	H	Milwaukee	73 71
												224	A	San Francisco	80 65
												254	H	San Diego	74 60
												306	A	UC Santa Barbara	80 55
												323	A	Cal Poly	69 51
LAST 12 Division I GAMES:															
67	N	Old Dominion	83 65	224	A	San Francisco	80 65								
12	H	Gonzaga	52 66	31	H	BYU	73 74								
166	H	Portland	113 85	254	H	San Diego	74 60								
112	H	Loyola Marymount	86 62	166	A	Portland	98 91								
137	H	Pepperdine	79 68	12	A	Gonzaga	62 74								
172	A	Santa Clara	83 59	80	A	Pacific	67 76								

Non-Div I Games:

Saint Mary's (CA)

■ Loss,
 ■ Non-Conf,
 ■ S Site,
 ■ H Home
 ■ A Away
 N Neutral

Saint Peter's

Through Games Of Feb. 4, 2019

Average RPI Win:	328	WON-LOST	WINNING	LAST 10	STRENGTH OF	OPP. STRENGTH	TEAM	ADJ.	CONF.	ADJ CONF.
Average RPI Loss:	205	RECORD	PCT. RANK	GAMES	SCHEDULE	OF SCHEDULE	RPI	RPI	RPI	RPI
DIV. I ONLY	6- 15	283	0- 1	302	346	319	319	27	27	
DIV. I NON-CONF.	5- 6	177	0- 0	315	347	285	285	28	28	
TOTALS	RPI 1-25	RPI 26-50	W-L RECORDS	RPI 51-100	RPI 101-150	RPI 150+				
6- 15	0- 0	0- 0	OVERALL	0- 2	0- 3	6- 10				
4- 5	0- 0	0- 0	HOME	0- 0	0- 1	4- 4				
2- 10	0- 0	0- 0	AWAY	0- 2	0- 2	2- 6				
0- 0	0- 0	0- 0	NEUTRAL	0- 0	0- 0	0- 0				
5- 6	0- 0	0- 0	NON-CONFERENCE	0- 1	0- 2	5- 3				
4- 1	0- 0	0- 0	HOME	0- 0	0- 0	4- 1				
1- 5	0- 0	0- 0	AWAY	0- 1	0- 2	1- 2				
0- 0	0- 0	0- 0	NEUTRAL	0- 0	0- 0	0- 0				
1- 9	0- 0	0- 0	CONFERENCE	0- 1	0- 1	1- 7				
0- 4	0- 0	0- 0	HOME	0- 0	0- 1	0- 3				
1- 5	0- 0	0- 0	AWAY	0- 1	0- 0	1- 4				
0- 0	0- 0	0- 0	NEUTRAL	0- 0	0- 0	0- 0				

RPI 1-25				RPI 26-50				RPI 51-100				RPI 101+				Team's RPI: 319	
RPI	S	Opponent	Score	RPI	S	Opponent	Score	RPI	S	Opponent	Score	RPI	S	Opponent	Score		
								62	A	Quinnipiac	45	90	102	A	Boston College	57	89
								89	A	Yale	56	72	107	A	Seton Hall	47	90
												150	H	Marist	42	62	
												194	A	Rider	38	60	
												230	A	Niagara	57	81	
												230	H	Niagara	66	75	
												255	A	St. Francis Brooklyn	70	74	
												256	H	Cal St. Fullerton	45	69	
												271	A	Siena	46	50	
												271	H	Siena	57	84	
												275	A	Canisius	59	78	
												275	H	Canisius	62	75	
												307	A	UMass Lowell	57	59	
												309	H	NJIT	70	57	
												317	A	Fairfield	68	65	
												320	A	Lafayette	62	60	
												326	H	Wagner	69	57	
												344	H	Fairleigh Dickinson	75	58	
												351	H	LIU Brooklyn	86	59	
LAST 12 Division I GAMES:																	
275	A	Canisius	59	78	275	H	Canisius	62	75								
230	A	Niagara	57	81	230	H	Niagara	66	75								
271	A	Siena	46	50	62	A	Quinnipiac	45	90								
150	H	Marist	42	62	271	H	Siena	57	84								
194	A	Rider	38	60	344	H	Fairleigh Dickinson	75	58								
317	A	Fairfield	68	65	255	A	St. Francis Brooklyn	70	74								

Non-Div I Games:

Saint Peter's

■ Loss,
 ■ Non-Conf,
 ■ S Site,
 ■ H Home
 ■ A Away
 N Neutral

Average RPI Win:	283	WON-LOST	WINNING	LAST 10	STRENGTH OF	OPP. STRENGTH	TEAM	ADJ.	CONF.	ADJ CONF.
Average RPI Loss:	132	RECORD	PCT. RANK	GAMES	SCHEDULE	OF SCHEDULE	RPI	RPI	RPI	RPI
DIV. I ONLY	7- 9	214	0- 1	206	258	205	205	26	26	
DIV. I NON-CONF.	2- 5	264	0- 0	101	127	168	168	23	23	
TOTALS	RPI 1-25	RPI 26-50	W-L RECORDS	RPI 51-100	RPI 101-150	RPI 150+				
7- 9	0- 0	0- 1	OVERALL	0- 4	0- 0	7- 4				
3- 4	0- 0	0- 0	HOME	0- 2	0- 0	3- 2				
4- 4	0- 0	0- 1	AWAY	0- 1	0- 0	4- 2				
0- 1	0- 0	0- 0	NEUTRAL	0- 1	0- 0	0- 0				
2- 5	0- 0	0- 1	NON-CONFERENCE	0- 2	0- 0	2- 2				
0- 1	0- 0	0- 0	HOME	0- 0	0- 0	0- 1				
2- 3	0- 0	0- 1	AWAY	0- 1	0- 0	2- 1				
0- 1	0- 0	0- 0	NEUTRAL	0- 1	0- 0	0- 0				
5- 4	0- 0	0- 0	CONFERENCE	0- 2	0- 0	5- 2				
3- 3	0- 0	0- 0	HOME	0- 2	0- 0	3- 1				
2- 1	0- 0	0- 0	AWAY	0- 0	0- 0	2- 1				
0- 0	0- 0	0- 0	NEUTRAL	0- 0	0- 0	0- 0				

RPI 1-25				RPI 26-50				RPI 51-100				RPI 101+				Team's RPI: 205	
RPI	S	Opponent	Score	RPI	S	Opponent	Score	RPI	S	Opponent	Score	RPI	S	Opponent	Score		
				50	A	TCU	59 72	54	A	LSU	52 66	159	H	Abilene Christian	79 91		
								63	H	SFA	68 78	183	A	Southern Miss.	65 61		
								69	H	Lamar University	72 83	185	H	Oral Roberts	62 73		
								91	N	Troy	79 84	237	A	Louisiana	68 62		
												257	A	A&M-Corpus Christi	61 76		
												263	A	Wichita St.	55 63		
												272	H	Southeastern La.	94 63		
												291	H	Central Ark.	66 62		
												324	A	Incarnate Word	76 56		
												336	H	Northwestern St.	66 55		
												339	A	Houston Baptist	74 63		
LAST 12 Division I GAMES:																	
				63	H	SFA	68 78	324	A	Incarnate Word	76 56						
				272	H	Southeastern La.	94 63	291	H	Central Ark.	66 62						
				69	H	Lamar University	72 83	159	H	Abilene Christian	79 91						
				336	H	Northwestern St.	66 55	50	A	TCU	59 72						
				339	A	Houston Baptist	74 63	185	H	Oral Roberts	62 73						
				257	A	A&M-Corpus Christi	61 76	237	A	Louisiana	68 62						

Non-Div I Games: UNKNOWN 94 46 Wiley 101 63 Jarvis Christian 100 55

Sam Houston St.

Average RPI Win: 262	WON-LOST	WINNING	LAST 10	STRENGTH OF	OPP. STRENGTH	TEAM	ADJ.	CONF.	ADJ CONF.
Average RPI Loss: 167	RECORD	PCT. RANK	GAMES	SCHEDULE	OF SCHEDULE	RPI	RPI	RPI	RPI
DIV. I ONLY	5- 15	298	0- 1	214	214	260	260	25	25
DIV. I NON-CONF.	3- 10	278	0- 0	132	200	215	215	24	24
TOTALS	RPI 1-25	RPI 26-50	W-L RECORDS	RPI 51-100	RPI 101-150	RPI 150+			
5- 15	0- 0	0- 0	OVERALL	0- 3	0- 4	5- 8			
2- 2	0- 0	0- 0	HOME	0- 0	0- 2	2- 0			
3- 13	0- 0	0- 0	AWAY	0- 3	0- 2	3- 8			
0- 0	0- 0	0- 0	NEUTRAL	0- 0	0- 0	0- 0			
3- 10	0- 0	0- 0	NON-CONFERENCE	0- 3	0- 3	3- 4			
1- 1	0- 0	0- 0	HOME	0- 0	0- 1	1- 0			
2- 9	0- 0	0- 0	AWAY	0- 3	0- 2	2- 4			
0- 0	0- 0	0- 0	NEUTRAL	0- 0	0- 0	0- 0			
2- 5	0- 0	0- 0	CONFERENCE	0- 0	0- 1	2- 4			
1- 1	0- 0	0- 0	HOME	0- 0	0- 1	1- 0			
1- 4	0- 0	0- 0	AWAY	0- 0	0- 0	1- 4			
0- 0	0- 0	0- 0	NEUTRAL	0- 0	0- 0	0- 0			

RPI S	Opponent	Score	RPI S	Opponent	Score	RPI S	Opponent	Score	RPI S	Opponent	Score	Team's RPI: 260
						51	A Auburn	46 73	130	H Chattanooga	63 73	
						85	A Oklahoma St.	62 82	131	A Colorado	39 81	
						91	A Troy	52 72	132	A UT Martin	68 89	
									141	H UAB	41 66	
									155	A Mercer	68 76	
									167	A Denver	87 83	
									171	A Vanderbilt	52 77	
									183	A Southern Miss.	40 76	
									190	A Hampton	57 64	
									212	A Memphis	48 53	
									226	A Alabama St.	60 51	
									240	A Furman	36 57	
									246	H ETSU	79 58	
									283	A Wofford	62 71	
									313	A UNC Greensboro	54 55	
									334	A Western Caro.	75 42	
									335	H Presbyterian	75 54	
LAST 12 Division I GAMES:												
283	A	Wofford	62	71	155	A	Mercer	68	76			
240	A	Furman	36	57	171	A	Vanderbilt	52	77			
130	H	Chattanooga	63	73	131	A	Colorado	39	81			
246	H	ETSU	79	58	167	A	Denver	87	83			
334	A	Western Caro.	75	42	51	A	Auburn	46	73			
313	A	UNC Greensboro	54	55	212	A	Memphis	48	53			

Non-Div I Games: Rhodes 71 54 Montevallo 73 47

Samford

Loss, Non-Conf, S Site, H Home A Away N Neutral

San Diego

Through Games Of Feb. 4, 2019

Average RPI Win:	251	WON-LOST	WINNING	LAST 10	STRENGTH OF	OPP. STRENGTH	TEAM	ADJ.	CONF.	ADJ CONF.
Average RPI Loss:	125	RECORD	PCT. RANK	GAMES	SCHEDULE	OF SCHEDULE	RPI	RPI	RPI	RPI
DIV. I ONLY	7- 14	259	0- 1	197	108	254	254	8	8	
DIV. I NON-CONF.	6- 4	125	0- 0	323	199	229	229	7	7	
TOTALS	RPI 1-25	RPI 26-50	W-L RECORDS	RPI 51-100	RPI 101-150	RPI 150+				
7- 14	0- 1	0- 2	OVERALL	0- 2	0- 5	7- 4				
5- 6	0- 1	0- 2	HOME	0- 0	0- 2	5- 1				
2- 8	0- 0	0- 0	AWAY	0- 2	0- 3	2- 3				
0- 0	0- 0	0- 0	NEUTRAL	0- 0	0- 0	0- 0				
6- 4	0- 0	0- 1	NON-CONFERENCE	0- 0	0- 1	6- 2				
5- 1	0- 0	0- 1	HOME	0- 0	0- 0	5- 0				
1- 3	0- 0	0- 0	AWAY	0- 0	0- 1	1- 2				
0- 0	0- 0	0- 0	NEUTRAL	0- 0	0- 0	0- 0				
1- 10	0- 1	0- 1	CONFERENCE	0- 2	0- 4	1- 2				
0- 5	0- 1	0- 1	HOME	0- 0	0- 2	0- 1				
1- 5	0- 0	0- 0	AWAY	0- 2	0- 2	1- 1				
0- 0	0- 0	0- 0	NEUTRAL	0- 0	0- 0	0- 0				

RPI S Opponent	Score	RPI S Opponent	Score	RPI S Opponent	Score	RPI S Opponent	Score	Team's RPI: 254
12 Gonzaga	61 86	26 California	53 70	53 Saint Mary's (CA)	60 74	112 Loyola Marymount	57 83	
		31 BYU	56 65	80 Pacific	47 79	112 Loyola Marymount	52 69	
						129 Minnesota	48 53	
						137 Pepperdine	65 88	
						137 Pepperdine	55 74	
						166 Portland	60 69	
						172 Santa Clara	57 49	
						224 San Francisco	57 68	
						225 Dartmouth	78 76	
						250 Long Beach St.	60 56	
						251 San Diego St.	72 71	
						258 Southern Utah	59 69	
						262 Hawaii	58 50	
						269 Cleveland St.	83 82	
						276 UTSA	77 87	
						327 San Jose St.	83 79	
LAST 12 Division I GAMES:								
112 Loyola Marymount	57 83	53 Saint Mary's (CA)	60 74					
137 Pepperdine	65 88	137 Pepperdine	55 74					
31 BYU	56 65	112 Loyola Marymount	52 69					
12 Gonzaga	61 86	172 Santa Clara	57 49					
166 Portland	60 69	224 San Francisco	57 68					
80 Pacific	47 79	327 San Jose St.	83 79					

Non-Div I Games: Cal St. San B'dino 76 58

San Diego

Loss, Non-Conf, S Site, Home Away N Neutral

Average RPI Win:	266	WON-LOST	WINNING	LAST 10	STRENGTH OF	OPP. STRENGTH	TEAM	ADJ.	CONF.	ADJ CONF.
Average RPI Loss:	144	RECORD	PCT. RANK	GAMES	SCHEDULE	OF SCHEDULE	RPI	RPI	RPI	RPI
DIV. I ONLY	7- 12	243	1- 0	198	219	251	251	15	15	
DIV. I NON-CONF.	5- 6	177	0- 0	246	297	236	236	13	13	
TOTALS	RPI 1-25	RPI 26-50	W-L RECORDS	RPI 51-100	RPI 101-150	RPI 150+				
7- 12	0- 0	0- 3	OVERALL	0- 2	0- 2	7- 5				
5- 5	0- 0	0- 1	HOME	0- 2	0- 1	5- 1				
2- 7	0- 0	0- 2	AWAY	0- 0	0- 1	2- 4				
0- 0	0- 0	0- 0	NEUTRAL	0- 0	0- 0	0- 0				
5- 6	0- 0	0- 1	NON-CONFERENCE	0- 1	0- 1	5- 3				
3- 3	0- 0	0- 1	HOME	0- 1	0- 0	3- 1				
2- 3	0- 0	0- 0	AWAY	0- 0	0- 1	2- 2				
0- 0	0- 0	0- 0	NEUTRAL	0- 0	0- 0	0- 0				
2- 6	0- 0	0- 2	CONFERENCE	0- 1	0- 1	2- 2				
2- 2	0- 0	0- 0	HOME	0- 1	0- 1	2- 0				
0- 4	0- 0	0- 2	AWAY	0- 0	0- 0	0- 2				
0- 0	0- 0	0- 0	NEUTRAL	0- 0	0- 0	0- 0				

RPI 1-25				RPI 26-50				RPI 51-100				RPI 101+				Team's RPI: 251	
RPI	S	Opponent	Score	RPI	S	Opponent	Score	RPI	S	Opponent	Score	RPI	S	Opponent	Score		
				39	A	New Mexico	62 70	60	H	Boise St.	66 69	128	H	Fresno St.	81 87		
				46	A	Wyoming	45 87	70	H	Arizona	60 69	144	A	CSUN	74 77		
				50	H	TCU	64 81					151	A	UC Irvine	78 70		
												172	A	Santa Clara	43 60		
												211	A	UNLV	57 71		
												253	A	Air Force	66 75		
												253	H	Air Force	70 61		
												254	A	San Diego	71 72		
												256	A	Cal St. Fullerton	83 72		
												262	H	Hawaii	58 57		
												287	H	California Baptist	83 67		
												306	H	UC Santa Barbara	58 63		
												324	H	Incarinate Word	81 38		
												327	H	San Jose St.	69 68		
LAST 12 Division I GAMES:																	
				327	H	San Jose St.	69 68	46	A	Wyoming	45 87						
				253	A	Air Force	66 75	60	H	Boise St.	66 69						
				211	A	UNLV	57 71	306	H	UC Santa Barbara	58 63						
				128	H	Fresno St.	81 87	144	A	CSUN	74 77						
				39	A	New Mexico	62 70	151	A	UC Irvine	78 70						
				253	H	Air Force	70 61	70	H	Arizona	60 69						

Non-Div I Games:

San Diego St.

■ Loss,
■ Non-Conf,
■ S Site,
■ H Home
■ A Away
N Neutral

San Francisco

Through Games Of Feb. 4, 2019

Average RPI Win:	271	WON-LOST	WINNING	LAST 10	STRENGTH OF	OPP. STRENGTH	TEAM	ADJ.	CONF.	ADJ CONF.
Average RPI Loss:	101	RECORD	PCT. RANK	GAMES	SCHEDULE	OF SCHEDULE	RPI	RPI	RPI	RPI
DIV. I ONLY	6- 15	283	1- 0	132	105	224	224	8	8	
DIV. I NON-CONF.	4- 7	228	0- 0	231	175	246	246	7	7	
TOTALS	RPI 1-25	RPI 26-50	W-L RECORDS	RPI 51-100	RPI 101-150	RPI 150+				
6- 15	0- 2	0- 1	OVERALL	0- 4	0- 5	6- 3				
2- 7	0- 0	0- 1	HOME	0- 3	0- 2	2- 1				
2- 7	0- 2	0- 0	AWAY	0- 1	0- 3	2- 1				
2- 1	0- 0	0- 0	NEUTRAL	0- 0	0- 0	2- 1				
4- 7	0- 1	0- 0	NON-CONFERENCE	0- 2	0- 3	4- 1				
1- 3	0- 0	0- 0	HOME	0- 1	0- 2	1- 0				
1- 3	0- 1	0- 0	AWAY	0- 1	0- 1	1- 0				
2- 1	0- 0	0- 0	NEUTRAL	0- 0	0- 0	2- 1				
2- 8	0- 1	0- 1	CONFERENCE	0- 2	0- 2	2- 2				
1- 4	0- 0	0- 1	HOME	0- 2	0- 0	1- 1				
1- 4	0- 1	0- 0	AWAY	0- 0	0- 2	1- 1				
0- 0	0- 0	0- 0	NEUTRAL	0- 0	0- 0	0- 0				

RPI 1-25				RPI 26-50				RPI 51-100				RPI 101+ Team's RPI: 224			
RPI	S	Opponent	Score	RPI	S	Opponent	Score	RPI	S	Opponent	Score	RPI	S	Opponent	Score
5	A	Stanford	62 96	31	H	BYU	59 67	53	H	Saint Mary's (CA)	65 80	109	H	Northern Colo.	63 68
12	A	Gonzaga	51 78					79	H	UC Davis	68 70	112	A	Loyola Marymount	58 66
								80	H	Pacific	75 85	113	H	UT Arlington	73 80
								96	A	Idaho	63 70	124	A	Washington St.	61 91
												137	A	Pepperdine	50 69
												166	A	Portland	73 78
												172	A	Santa Clara	57 49
												172	H	Santa Clara	66 71
												222	N	North Dakota	97 100
												238	A	Sacramento St.	86 75
												254	H	San Diego	68 57
												312	N	North Dakota St.	75 42
												323	N	Cal Poly	65 62
												327	H	San Jose St.	85 63
LAST 12 Division I GAMES:															
172	A	Santa Clara	57 49	112	A	Loyola Marymount	58 66								
166	A	Portland	73 78	172	H	Santa Clara	66 71								
12	A	Gonzaga	51 78	31	H	BYU	59 67								
80	H	Pacific	75 85	254	H	San Diego	68 57								
53	H	Saint Mary's (CA)	65 80	222	N	North Dakota	97 100								
137	A	Pepperdine	50 69	312	N	North Dakota St.	75 42								

Non-Div I Games:

San Francisco

■ Loss,
■ Non-Conf,
■ S Site,
■ H Home
■ A Away
N Neutral

Average RPI Win:	235	WON-LOST	WINNING	LAST 10	STRENGTH OF	OPP. STRENGTH	TEAM	ADJ.	CONF.	ADJ CONF.
Average RPI Loss:	165	RECORD	PCT. RANK	GAMES	SCHEDULE	OF SCHEDULE	RPI	RPI	RPI	RPI
DIV. I ONLY	2- 17	336	0- 1	195	179	327	327	15	15	
DIV. I NON-CONF.	1- 9	326	0- 0	190	202	325	325	13	13	
TOTALS	RPI 1-25	RPI 26-50	W-L RECORDS	RPI 51-100	RPI 101-150	RPI 150+				
2- 17	0- 0	0- 1	OVERALL	0- 2	0- 4	2- 10				
2- 6	0- 0	0- 1	HOME	0- 1	0- 0	2- 4				
0- 11	0- 0	0- 0	AWAY	0- 1	0- 4	0- 6				
0- 0	0- 0	0- 0	NEUTRAL	0- 0	0- 0	0- 0				
1- 9	0- 0	0- 0	NON-CONFERENCE	0- 1	0- 3	1- 5				
1- 3	0- 0	0- 0	HOME	0- 1	0- 0	1- 2				
0- 6	0- 0	0- 0	AWAY	0- 0	0- 3	0- 3				
0- 0	0- 0	0- 0	NEUTRAL	0- 0	0- 0	0- 0				
1- 8	0- 0	0- 1	CONFERENCE	0- 1	0- 1	1- 5				
1- 3	0- 0	0- 1	HOME	0- 0	0- 0	1- 2				
0- 5	0- 0	0- 0	AWAY	0- 1	0- 1	0- 3				
0- 0	0- 0	0- 0	NEUTRAL	0- 0	0- 0	0- 0				

RPI S	Opponent	Score	RPI S	Opponent	Score	RPI S	Opponent	Score	RPI S	Opponent	Score	Team's RPI: 327
46	H Wyoming	56 70	60	A Boise St.	68 99	101	A Nebraska	63 96	128	A Fresno St.	48 77	
			80	H Pacific	67 91	131	A Colorado	64 76	144	A CSUN	40 76	
						151	H UC Irvine	66 74	163	A Portland St.	51 80	
						172	H Santa Clara	56 62	195	A Utah St.	49 82	
						195	H Utah St.	68 59	211	H UNLV	43 53	
						224	A San Francisco	63 85	243	H Nevada	49 52	
						251	A San Diego St.	68 69	253	A Air Force	77 88	
						254	A San Diego	79 83	274	H CSU Bakersfield	82 72	
LAST 12 Division I GAMES:												
251	A San Diego St.	68 69	60	A Boise St.	68 99							
195	H Utah St.	68 59	243	H Nevada	49 52							
253	A Air Force	77 88	128	A Fresno St.	48 77							
46	H Wyoming	56 70	254	A San Diego	79 83							
211	H UNLV	43 53	144	A CSUN	40 76							
195	A Utah St.	49 82	172	H Santa Clara	56 62							

Non-Div I Games: San Fran. St. 66 73

San Jose St.

Santa Clara

Through Games Of Feb. 4, 2019

Average RPI Win:	221	WON-LOST	WINNING	LAST 10	STRENGTH OF	OPP. STRENGTH	TEAM	ADJ.	CONF.	ADJ CONF.
Average RPI Loss:	104	RECORD	PCT. RANK	GAMES	SCHEDULE	OF SCHEDULE	RPI	RPI	RPI	RPI
DIV. I ONLY	9- 11	202	0- 1	138	120	172	172	8	8	
DIV. I NON-CONF.	6- 4	125	0- 0	185	237	143	143	7	7	
TOTALS	RPI 1-25	RPI 26-50	W-L RECORDS	RPI 51-100	RPI 101-150	RPI 150+				
9- 11	0- 1	0- 2	OVERALL	1- 3	1- 3	7- 2				
4- 6	0- 0	0- 1	HOME	1- 2	0- 1	3- 2				
5- 5	0- 1	0- 1	AWAY	0- 1	1- 2	4- 0				
0- 0	0- 0	0- 0	NEUTRAL	0- 0	0- 0	0- 0				
6- 4	0- 0	0- 1	NON-CONFERENCE	1- 1	0- 2	5- 0				
4- 1	0- 0	0- 0	HOME	1- 0	0- 1	3- 0				
2- 3	0- 0	0- 1	AWAY	0- 1	0- 1	2- 0				
0- 0	0- 0	0- 0	NEUTRAL	0- 0	0- 0	0- 0				
3- 7	0- 1	0- 1	CONFERENCE	0- 2	1- 1	2- 2				
0- 5	0- 0	0- 1	HOME	0- 2	0- 0	0- 2				
3- 2	0- 1	0- 0	AWAY	0- 0	1- 1	2- 0				
0- 0	0- 0	0- 0	NEUTRAL	0- 0	0- 0	0- 0				

RPI 1-25				RPI 26-50				RPI 51-100				RPI 101+ Team's RPI: 172			
RPI	S	Opponent	Score	RPI	S	Opponent	Score	RPI	S	Opponent	Score	RPI	S	Opponent	Score
12	A	Gonzaga	61 78	31	A	Oregon St.	31 82	52	A	Southern California	46 77	112	A	Loyola Marymount	83 75
				31	H	BYU	44 54	53	H	Saint Mary's (CA)	59 83	128	A	Fresno St.	53 80
								66	H	Missouri St.	77 73	137	A	Pepperdine	48 74
								80	H	Pacific	70 74	144	H	CSUN	38 53
												166	A	Portland	72 66
												224	A	San Francisco	71 66
												224	H	San Francisco	49 57
												243	H	Nevada	56 48
												251	H	San Diego St.	60 43
												254	H	San Diego	49 57
												256	A	Cal St. Fullerton	64 60
												327	A	San Jose St.	62 56
												340	H	Grand Canyon	75 55
LAST 12 Division I GAMES:															
224	H	San Francisco	49 57	137	A	Pepperdine	48 74								
12	A	Gonzaga	61 78	224	A	San Francisco	71 66								
166	A	Portland	72 66	254	H	San Diego	49 57								
53	H	Saint Mary's (CA)	59 83	31	H	BYU	44 54								
80	H	Pacific	70 74	340	H	Grand Canyon	75 55								
112	A	Loyola Marymount	83 75	327	A	San Jose St.	62 56								

Non-Div I Games: Sonoma St. 98 38

Santa Clara

Loss, Non-Conf, S Site, H Home A Away N Neutral

Average RPI Win:	332	WON-LOST	WINNING	LAST 10	STRENGTH OF	OPP. STRENGTH	TEAM	ADJ.	CONF.	ADJ CONF.
Average RPI Loss:	230	RECORD	PCT. RANK	GAMES	SCHEDULE	OF SCHEDULE	RPI	RPI	RPI	RPI
DIV. I ONLY	2- 13	332	0- 1	350	301	348	348	32	32	
DIV. I NON-CONF.	0- 7	336	0- 0	273	119	345	345	32	32	
TOTALS	RPI 1-25	RPI 26-50	W-L RECORDS	RPI 51-100	RPI 101-150	RPI 150+				
2- 13	0- 0	0- 2	OVERALL	0- 0	0- 0	2- 11				
0- 6	0- 0	0- 0	HOME	0- 0	0- 0	0- 6				
2- 7	0- 0	0- 2	AWAY	0- 0	0- 0	2- 5				
0- 0	0- 0	0- 0	NEUTRAL	0- 0	0- 0	0- 0				
0- 7	0- 0	0- 2	NON-CONFERENCE	0- 0	0- 0	0- 5				
0- 3	0- 0	0- 0	HOME	0- 0	0- 0	0- 3				
0- 4	0- 0	0- 2	AWAY	0- 0	0- 0	0- 2				
0- 0	0- 0	0- 0	NEUTRAL	0- 0	0- 0	0- 0				
2- 6	0- 0	0- 0	CONFERENCE	0- 0	0- 0	2- 6				
0- 3	0- 0	0- 0	HOME	0- 0	0- 0	0- 3				
2- 3	0- 0	0- 0	AWAY	0- 0	0- 0	2- 3				
0- 0	0- 0	0- 0	NEUTRAL	0- 0	0- 0	0- 0				

RPI 1-25	RPI 26-50	RPI 51-100	RPI 101+	Team's RPI: 348
RPI S Opponent Score	RPI S Opponent Score	RPI S Opponent Score	RPI S Opponent Score	
	28 A South Dakota St. 49 97		179 A UMES 46 78	
	38 A DePaul 61 124		201 A Ole Miss 51 74	
			217 H Jacksonville 58 68	
			234 H Texas Southern 41 65	
			263 A Wichita St. 50 66	
			266 H Norfolk St. 42 78	
			277 H Ga. Southern 71 82	
			292 H South Carolina St. 60 71	
			301 A Morgan St. 47 63	
			315 A Coppin St. 76 70	
			342 H N.C. Central 67 71	
			347 A Delaware St. 58 66	
			349 A Florida A&M 54 50	
LAST 12 Division I GAMES:				
179 A UMES 46 78	301 A Morgan St. 47 63			
347 A Delaware St. 58 66	315 A Coppin St. 76 70			
342 H N.C. Central 67 71	263 A Wichita St. 50 66			
292 H South Carolina St. 60 71	28 A South Dakota St. 49 97			
266 H Norfolk St. 42 78	201 A Ole Miss 51 74			
349 A Florida A&M 54 50	234 H Texas Southern 41 65			

Non-Div I Games: Carver 101 49 Wesleyan (GA) 155 26

Savannah St.

Average RPI Win:	345	WON-LOST	WINNING	LAST 10	STRENGTH OF	OPP. STRENGTH	TEAM	ADJ.	CONF.	ADJ CONF.
Average RPI Loss:	198	RECORD	PCT. RANK	GAMES	SCHEDULE	OF SCHEDULE	RPI	RPI	RPI	RPI
DIV. I ONLY	1- 20	348	0- 1	226	314	341	341	30	30	
DIV. I NON-CONF.	0- 13	336	0- 0	134	260	329	329	30	30	
TOTALS	RPI 1-25	RPI 26-50	W-L RECORDS	RPI 51-100	RPI 101-150	RPI 150+				
1- 20	0- 0	0- 1	OVERALL	0- 3	0- 2	1- 14				
1- 9	0- 0	0- 0	HOME	0- 0	0- 2	1- 7				
0- 10	0- 0	0- 1	AWAY	0- 2	0- 0	0- 7				
0- 1	0- 0	0- 0	NEUTRAL	0- 1	0- 0	0- 0				
0- 13	0- 0	0- 1	NON-CONFERENCE	0- 3	0- 2	0- 7				
0- 5	0- 0	0- 0	HOME	0- 0	0- 2	0- 3				
0- 7	0- 0	0- 1	AWAY	0- 2	0- 0	0- 4				
0- 1	0- 0	0- 0	NEUTRAL	0- 1	0- 0	0- 0				
1- 7	0- 0	0- 0	CONFERENCE	0- 0	0- 0	1- 7				
1- 4	0- 0	0- 0	HOME	0- 0	0- 0	1- 4				
0- 3	0- 0	0- 0	AWAY	0- 0	0- 0	0- 3				
0- 0	0- 0	0- 0	NEUTRAL	0- 0	0- 0	0- 0				

RPI 1-25	RPI 26-50	RPI 51-100	RPI 101+	Team's RPI: 341
RPI S Opponent Score	RPI S Opponent Score	RPI S Opponent Score	RPI S Opponent Score	Score
	29 A Utah 62 89	70 N Arizona 54 84	135 H Washington 58 69	
		79 A UC Davis 59 76	137 H Pepperdine 64 78	
		80 A Pacific 61 75	151 A UC Irvine 60 65	
			160 A New Mexico St. 55 75	
			163 A Portland St. 43 68	
			209 A UTRGV 56 69	
			219 H UMKC 62 86	
			243 A Nevada 54 67	
			256 H Cal St. Fullerton 54 57	
			262 A Hawaii 51 67	
			265 H Northern Ariz. 58 65	
			268 H Utah Valley 55 58	
			274 H CSU Bakersfield 60 70	
			287 A California Baptist 83 100	
			323 H Cal Poly 50 60	
			340 H Grand Canyon 73 74	
			345 H Chicago St. 90 54	
LAST 12 Division I GAMES:				
	287 A California Baptist 83 100	340 H Grand Canyon 73 74		
	219 H UMKC 62 86	274 H CSU Bakersfield 60 70		
	345 H Chicago St. 90 54	151 A UC Irvine 60 65		
	209 A UTRGV 56 69	243 A Nevada 54 67		
	160 A New Mexico St. 55 75	323 H Cal Poly 50 60		
	268 H Utah Valley 55 58	79 A UC Davis 59 76		

Non-Div I Games:

Seattle U

■ Loss,
 ■ Non-Conf,
 ■ S Site,
 ■ H Home
 ■ A Away
 N Neutral

Average RPI Win:	191	WON-LOST	WINNING	LAST 10	STRENGTH OF	OPP. STRENGTH	TEAM	ADJ.	CONF.	ADJ CONF.
Average RPI Loss:	66	RECORD	PCT. RANK	GAMES	SCHEDULE	OF SCHEDULE	RPI	RPI	RPI	RPI
DIV. I ONLY	14- 8	97	1- 0	119	74	107	107	6	6	
DIV. I NON-CONF.	8- 3	72	0- 0	289	165	135	135	4	4	
TOTALS	RPI 1-25	RPI 26-50	W-L RECORDS	RPI 51-100	RPI 101-150	RPI 150+				
14- 8	0- 2	2- 4	OVERALL	2- 0	3- 0	7- 2				
11- 2	0- 0	1- 1	HOME	1- 0	3- 0	6- 1				
2- 5	0- 2	1- 2	AWAY	1- 0	0- 0	0- 1				
1- 1	0- 0	0- 1	NEUTRAL	0- 0	0- 0	1- 0				
8- 3	0- 1	0- 2	NON-CONFERENCE	1- 0	0- 0	7- 0				
6- 0	0- 0	0- 0	HOME	0- 0	0- 0	6- 0				
1- 2	0- 1	0- 1	AWAY	1- 0	0- 0	0- 0				
1- 1	0- 0	0- 1	NEUTRAL	0- 0	0- 0	1- 0				
6- 5	0- 1	2- 2	CONFERENCE	1- 0	3- 0	0- 2				
5- 2	0- 0	1- 1	HOME	1- 0	3- 0	0- 1				
1- 3	0- 1	1- 1	AWAY	0- 0	0- 0	0- 1				
0- 0	0- 0	0- 0	NEUTRAL	0- 0	0- 0	0- 0				

RPI	S	Opponent	Score	RPI	S	Opponent	Score	RPI	S	Opponent	Score	RPI	S	Opponent	Score	Team's RPI: 107
6	A	UConn	61 99	38	A	DePaul	84 73	77	A	Princeton	70 66	103	H	Providence	79 73	
8	A	Marquette	60 96	41	N	Georgia Tech	73 84	92	H	Georgetown	76 63	105	H	Creighton	82 75	
				43	H	Villanova	66 70					127	H	St. John's (NY)	77 67	
				45	A	Butler	59 62					169	A	Xavier	62 63	
				45	H	Butler	83 62					169	H	Xavier	76 80	
				49	A	UCLA	62 78					255	H	St. Francis Brooklyn	100 77	
												276	H	UTSA	84 53	
												295	H	Kennesaw St.	102 80	
												307	H	UMass Lowell	90 57	
												313	N	UNC Greensboro	71 64	
												319	H	Saint Peter's	90 47	
												326	H	Wagner	95 40	
LAST 12 Division I GAMES:																
				45	H	Butler	83 62					103	H	Providence	79 73	
				169	H	Xavier	76 80					105	H	Creighton	82 75	
				92	H	Georgetown	76 63					169	A	Xavier	62 63	
				43	H	Villanova	66 70					45	A	Butler	59 62	
				38	A	DePaul	84 73					127	H	St. John's (NY)	77 67	
				8	A	Marquette	60 96					313	N	UNC Greensboro	71 64	

Non-Div I Games:

Seton Hall

S
i
e
n
a

S
i
e
n
a

Siena

Page 262

South Alabama

Through Games Of Feb. 4, 2019

Average RPI Win:	217	WON-LOST	WINNING	LAST 10	STRENGTH OF	OPP. STRENGTH	TEAM	ADJ.	CONF.	ADJ CONF.
Average RPI Loss:	132	RECORD	PCT. RANK	GAMES	SCHEDULE	OF SCHEDULE	RPI	RPI	RPI	RPI
DIV. I ONLY	15- 3	21	1- 0	287	144	108	108	12	12	
DIV. I NON-CONF.	9- 0	1	1- 0	327	141	70	70	15	15	
TOTALS	RPI 1-25	RPI 26-50	W-L RECORDS	RPI 51-100	RPI 101-150	RPI 150+				
15- 3	0- 0	0- 0	OVERALL	1- 1	1- 1	13- 1				
6- 2	0- 0	0- 0	HOME	1- 1	0- 0	5- 1				
8- 1	0- 0	0- 0	AWAY	0- 0	1- 1	7- 0				
1- 0	0- 0	0- 0	NEUTRAL	0- 0	0- 0	1- 0				
9- 0	0- 0	0- 0	NON-CONFERENCE	0- 0	1- 0	8- 0				
3- 0	0- 0	0- 0	HOME	0- 0	0- 0	3- 0				
5- 0	0- 0	0- 0	AWAY	0- 0	1- 0	4- 0				
1- 0	0- 0	0- 0	NEUTRAL	0- 0	0- 0	1- 0				
6- 3	0- 0	0- 0	CONFERENCE	1- 1	0- 1	5- 1				
3- 2	0- 0	0- 0	HOME	1- 1	0- 0	2- 1				
3- 1	0- 0	0- 0	AWAY	0- 0	0- 1	3- 0				
0- 0	0- 0	0- 0	NEUTRAL	0- 0	0- 0	0- 0				

RPI 1-25				RPI 26-50				RPI 51-100				RPI 101+				Team's RPI: 108	
RPI	S	Opponent	Score	RPI	S	Opponent	Score	RPI	S	Opponent	Score	RPI	S	Opponent	Score		
								78	H	Little Rock	42 65	114	A	Alabama	72 67		
								91	H	Troy	80 77						
												138	A	Appalachian St.	63 71		
												152	A	Georgia St.	68 59		
												160	N	New Mexico St.	68 67		
												174	A	Southern U.	53 49		
												181	H	Arkansas St.	64 77		
												182	A	Coastal Caro.	88 78		
												183	H	Southern Miss.	77 68		
												226	H	Alabama St.	77 65		
												237	H	Louisiana	83 60		
												246	H	ETSU	81 74		
												277	A	Ga. Southern	69 53		
												290	A	Tennessee St.	78 56		
												291	A	Central Ark.	58 50		
												310	H	La.-Monroe	77 49		
												316	A	FIU	84 77		
LAST 12 Division I GAMES:																	
316	A	FIU	84 77	78	H	Little Rock	42 65										
91	H	Troy	80 77	181	H	Arkansas St.	64 77										
310	H	La.-Monroe	77 49	182	A	Coastal Caro.	88 78										
237	H	Louisiana	83 60	138	A	Appalachian St.	63 71										
277	A	Ga. Southern	69 53	160	N	New Mexico St.	68 67										
152	A	Georgia St.	68 59	226	H	Alabama St.	77 65										

Non-Div I Games: Faulkner 97 40 Spring Hill 75 57

South Alabama

Loss, Non-Conf, S Site, H Home A Away N Neutral

South Carolina

Through Games Of Feb. 4, 2019

Average RPI Win:	121	WON-LOST	WINNING	LAST 10	STRENGTH OF	OPP. STRENGTH	TEAM	ADJ.	CONF.	ADJ CONF.
Average RPI Loss:	16	RECORD	PCT. RANK	GAMES	SCHEDULE	OF SCHEDULE	RPI	RPI	RPI	RPI
DIV. I ONLY	16- 5	45	0- 1	14	14	16	16	5	5	
DIV. I NON-CONF.	8- 4	91	0- 1	25	20	42	42	5	5	
TOTALS	RPI 1-25	RPI 26-50	W-L RECORDS	RPI 51-100	RPI 101-150	RPI 150+				
16- 5	1- 4	4- 1	OVERALL	2- 0	3- 0	6- 0				
9- 2	0- 2	2- 0	HOME	0- 0	3- 0	4- 0				
6- 1	1- 1	2- 0	AWAY	2- 0	0- 0	1- 0				
1- 2	0- 1	0- 1	NEUTRAL	0- 0	0- 0	1- 0				
8- 4	0- 3	2- 1	NON-CONFERENCE	0- 0	2- 0	4- 0				
5- 2	0- 2	1- 0	HOME	0- 0	2- 0	2- 0				
2- 0	0- 0	1- 0	AWAY	0- 0	0- 0	1- 0				
1- 2	0- 1	0- 1	NEUTRAL	0- 0	0- 0	1- 0				
8- 1	1- 1	2- 0	CONFERENCE	2- 0	1- 0	2- 0				
4- 0	0- 0	1- 0	HOME	0- 0	1- 0	2- 0				
4- 1	1- 1	1- 0	AWAY	2- 0	0- 0	0- 0				
0- 0	0- 0	0- 0	NEUTRAL	0- 0	0- 0	0- 0				

RPI	S	Opponent	Score	RPI	S	Opponent	Score	RPI	S	Opponent	Score	RPI	S	Opponent	Score
2	H	Baylor	69 94	31	N	Oregon St.	68 70	54	A	LSU	76 53	106	H	Dayton	65 55
7	A	Mississippi St.	74 89	33	A	Kentucky	74 70	73	A	Arkansas	87 79	114	H	Alabama	62 59
18	A	Texas A&M	60 57	36	H	Missouri	79 65					138	H	Appalachian St.	80 50
19	N	Drake	85 90	44	A	Purdue	82 73					171	H	Vanderbilt	80 69
20	H	Maryland	61 85	47	H	Clemson	69 57					188	H	Temple	88 60
												208	H	Florida	71 40
												226	A	Alabama St.	94 38
												240	H	Furman	66 53
												246	N	ETSU	101 55
LAST 12 Division I GAMES:															
19	N	Drake	85 90	7	A	Mississippi St.	74 89								
31	N	Oregon St.	68 70	54	A	LSU	76 53								
73	A	Arkansas	87 79	208	H	Florida	71 40								
33	A	Kentucky	74 70	114	H	Alabama	62 59								
171	H	Vanderbilt	80 69	18	A	Texas A&M	60 57								
36	H	Missouri	79 65	240	H	Furman	66 53								

Non-Div I Games:

South Carolina

Loss, Non-Conf, S Site, H Home A Away N Neutral

Average RPI Win:	309	WON-LOST	WINNING	LAST 10	STRENGTH OF	OPP. STRENGTH	TEAM	ADJ.	CONF.	ADJ CONF.
Average RPI Loss:	203	RECORD	PCT. RANK	GAMES	SCHEDULE	OF SCHEDULE	RPI	RPI	RPI	RPI
DIV. I ONLY	9- 11	202	1- 0	347	329	292	292	32	32	
DIV. I NON-CONF.	5- 7	206	1- 0	335	289	295	295	32	32	
TOTALS	RPI 1-25	RPI 26-50	W-L RECORDS	RPI 51-100	RPI 101-150	RPI 150+				
9- 11	0- 0	0- 0	OVERALL	0- 2	0- 1	9- 8				
4- 3	0- 0	0- 0	HOME	0- 0	0- 0	4- 3				
5- 6	0- 0	0- 0	AWAY	0- 1	0- 1	5- 4				
0- 2	0- 0	0- 0	NEUTRAL	0- 1	0- 0	0- 1				
5- 7	0- 0	0- 0	NON-CONFERENCE	0- 2	0- 1	5- 4				
3- 1	0- 0	0- 0	HOME	0- 0	0- 0	3- 1				
2- 4	0- 0	0- 0	AWAY	0- 1	0- 1	2- 2				
0- 2	0- 0	0- 0	NEUTRAL	0- 1	0- 0	0- 1				
4- 4	0- 0	0- 0	CONFERENCE	0- 0	0- 0	4- 4				
1- 2	0- 0	0- 0	HOME	0- 0	0- 0	1- 2				
3- 2	0- 0	0- 0	AWAY	0- 0	0- 0	3- 2				
0- 0	0- 0	0- 0	NEUTRAL	0- 0	0- 0	0- 0				

RPI 1-25				RPI 26-50				RPI 51-100				RPI 101+				Team's RPI: 292	
RPI	S	Opponent	Score	RPI	S	Opponent	Score	RPI	S	Opponent	Score	RPI	S	Opponent	Score		
								70	A	Arizona	32	73	120	A	Radford	31	61
								98	N	Wake Forest	44	58	179	A	UMES	43	63
													182	A	Coastal Caro.	44	57
													211	H	UNLV	58	49
													216	N	East Carolina	63	71
													221	H	Howard	72	63
													233	H	N.C. A&T	44	58
													266	H	Norfolk St.	50	57
													270	H	Winthrop	50	58
													293	A	Col. of Charleston	51	75
													301	A	Morgan St.	51	62
													315	A	Coppin St.	75	59
													329	H	Charleston So.	67	58
													334	A	Western Caro.	54	39
													335	A	Presbyterian	57	48
													337	H	USC Upstate	71	66
													347	A	Delaware St.	63	60
													348	A	Savannah St.	71	60
LAST 12 Division I GAMES:																	
				211	H	UNLV	58 49	315	A	Coppin St.	75 59						
				347	A	Delaware St.	63 60	301	A	Morgan St.	51 62						
				179	A	UMES	43 63	233	H	N.C. A&T	44 58						
				348	A	Savannah St.	71 60	334	A	Western Caro.	54 39						
				266	H	Norfolk St.	50 57	216	N	East Carolina	63 71						
				221	H	Howard	72 63	98	N	Wake Forest	44 58						

South Carolina St.

■ Loss, ■ Non-Conf, S Site, H Home A Away N Neutral

South Dakota

Through Games Of Feb. 4, 2019

Average RPI Win:	184	WON-LOST	WINNING	LAST 10	STRENGTH OF	OPP. STRENGTH	TEAM	ADJ.	CONF.	ADJ CONF.
Average RPI Loss:	73	RECORD	PCT. RANK	GAMES	SCHEDULE	OF SCHEDULE	RPI	RPI	RPI	RPI
DIV. I ONLY	18- 3	16	1- 0	172	106	35	35	19	19	
DIV. I NON-CONF.	10- 2	37	0- 0	51	16	15	15	19	19	
TOTALS	RPI 1-25	RPI 26-50	W-L RECORDS	RPI 51-100	RPI 101-150	RPI 150+				
18- 3	1- 1	2- 1	OVERALL	2- 0	3- 0	10- 1				
6- 0	1- 0	1- 0	HOME	1- 0	0- 0	3- 0				
9- 2	0- 1	1- 0	AWAY	1- 0	2- 0	5- 1				
3- 1	0- 0	0- 1	NEUTRAL	0- 0	1- 0	2- 0				
10- 2	1- 1	1- 1	NON-CONFERENCE	2- 0	3- 0	3- 0				
3- 0	1- 0	0- 0	HOME	1- 0	0- 0	1- 0				
4- 1	0- 1	1- 0	AWAY	1- 0	2- 0	0- 0				
3- 1	0- 0	0- 1	NEUTRAL	0- 0	1- 0	2- 0				
8- 1	0- 0	1- 0	CONFERENCE	0- 0	0- 0	7- 1				
3- 0	0- 0	1- 0	HOME	0- 0	0- 0	2- 0				
5- 1	0- 0	0- 0	AWAY	0- 0	0- 0	5- 1				
0- 0	0- 0	0- 0	NEUTRAL	0- 0	0- 0	0- 0				

RPI 1-25				RPI 26-50				Team's RPI: 35	RPI 51-100				RPI 101+			
RPI	S	Opponent	Score	RPI	S	Opponent	Score		RPI	S	Opponent	Score	RPI	S	Opponent	Score
11	H	Iowa St.	64 59	28	H	South Dakota St.	105 98		66	A	Missouri St.	85 74	105	A	Creighton	77 65
19	A	Drake	64 76	34	N	Indiana	60 68		72	H	Green Bay	55 49	112	N	Loyola Marymount	67 40
				36	A	Missouri	74 61						145	A	Montana	64 41
													167	A	Denver	99 104
													185	A	Oral Roberts	76 72
													200	N	Grambling	67 53
													222	A	North Dakota	80 50
													242	H	Western Ill.	92 49
													263	N	Wichita St.	73 64
													312	A	North Dakota St.	67 41
													321	A	Omaha	80 49
													324	H	Incarinate Word	96 43
													332	A	Purdue Fort Wayne	71 49
													332	H	Purdue Fort Wayne	69 51
LAST 12 Division I GAMES:																
332	A	Purdue Fort Wayne	71 49	28	H	South Dakota St.	105 98		167	A	Denver	99 104				
242	H	Western Ill.	92 49	312	A	North Dakota St.	67 41		34	N	Indiana	60 68				
222	A	North Dakota	80 50	112	N	Loyola Marymount	67 40		200	N	Grambling	67 53				
321	A	Omaha	80 49													
185	A	Oral Roberts	76 72													
332	H	Purdue Fort Wayne	69 51													

Non-Div I Games: Bellevue 79 40 St. Mary (NE) 112 52

South Dakota

Loss, Non-Conf, S Site, H Home A Away N Neutral

Average RPI Win:	180	WON-LOST	WINNING	LAST 10	STRENGTH OF	OPP. STRENGTH	TEAM	ADJ.	CONF.	ADJ CONF.
Average RPI Loss:	20	RECORD	PCT. RANK	GAMES	SCHEDULE	OF SCHEDULE	RPI	RPI	RPI	RPI
DIV. I ONLY	17- 6	57	1- 0	45	90	28	28	19	19	
DIV. I NON-CONF.	8- 5	120	0- 0	8	5	16	16	19	19	
TOTALS	RPI 1-25	RPI 26-50	W-L RECORDS	RPI 51-100	RPI 101-150	RPI 150+				
17- 6	2- 4	0- 2	OVERALL	2- 0	3- 0	10- 0				
9- 1	1- 1	0- 0	HOME	2- 0	1- 0	5- 0				
8- 3	1- 1	0- 2	AWAY	0- 0	2- 0	5- 0				
0- 2	0- 2	0- 0	NEUTRAL	0- 0	0- 0	0- 0				
8- 5	2- 4	0- 1	NON-CONFERENCE	2- 0	3- 0	1- 0				
5- 1	1- 1	0- 0	HOME	2- 0	1- 0	1- 0				
3- 2	1- 1	0- 1	AWAY	0- 0	2- 0	0- 0				
0- 2	0- 2	0- 0	NEUTRAL	0- 0	0- 0	0- 0				
9- 1	0- 0	0- 1	CONFERENCE	0- 0	0- 0	9- 0				
4- 0	0- 0	0- 0	HOME	0- 0	0- 0	4- 0				
5- 1	0- 0	0- 1	AWAY	0- 0	0- 0	5- 0				
0- 0	0- 0	0- 0	NEUTRAL	0- 0	0- 0	0- 0				

RPI 1-25				RPI 26-50				Team's RPI: 28				RPI 51-100				RPI 101+			
RPI	S	Opponent	Score	RPI	S	Opponent	Score	RPI	S	Opponent	Score	RPI	S	Opponent	Score	RPI	S	Opponent	Score
2	N	Baylor	66 72	35	A	South Dakota	98 105	72	H	Green Bay	77 47	105	H	Creighton	74 48				
4	H	Oregon	79 87	46	A	Wyoming	70 77	89	H	FGCU	80 62	130	A	Chattanooga	71 54				
8	A	Marquette	52 91									140	A	Montana St.	88 67				
19	H	Drake	80 71									167	A	Denver	83 67				
21	A	Central Mich.	80 71									167	H	Denver	76 59				
25	N	Buffalo	55 61									185	A	Oral Roberts	74 65				
												185	H	Oral Roberts	68 55				
												222	A	North Dakota	66 48				
												242	A	Western Ill.	93 84				
												312	H	North Dakota St.	86 33				
												321	H	Omaha	81 47				
												332	A	Purdue Fort Wayne	85 52				
												348	H	Savannah St.	97 49				
LAST 12 Division I GAMES:																			
185	A	Oral Roberts	74 65	167	H	Denver	76 59												
167	A	Denver	83 67	35	A	South Dakota	98 105												
321	H	Omaha	81 47	332	A	Purdue Fort Wayne	85 52												
312	H	North Dakota St.	86 33	242	A	Western Ill.	93 84												
222	A	North Dakota	66 48	46	A	Wyoming	70 77												
185	H	Oral Roberts	68 55	140	A	Montana St.	88 67												

Non-Div I Games:

South Dakota St.

Average RPI Win:	192	WON-LOST	WINNING	LAST 10	STRENGTH OF	OPP. STRENGTH	TEAM	ADJ.	CONF.	ADJ CONF.
Average RPI Loss:	78	RECORD	PCT. RANK	GAMES	SCHEDULE	OF SCHEDULE	RPI	RPI	RPI	RPI
DIV. I ONLY	11- 11	161	0- 1	122	46	153	153	9	9	
DIV. I NON-CONF.	9- 5	105	0- 0	242	19	152	152	9	9	

TOTALS	RPI 1-25	RPI 26-50	W-L RECORDS	RPI 51-100	RPI 101-150	RPI 150+				
11- 11	0- 4	1- 1	OVERALL	0- 2	3- 2	7- 2				
8- 3	0- 1	0- 0	HOME	0- 1	2- 0	6- 1				
2- 4	0- 2	0- 0	AWAY	0- 1	1- 0	1- 1				
1- 4	0- 1	1- 1	NEUTRAL	0- 0	0- 2	0- 0				
9- 5	0- 1	1- 1	NON-CONFERENCE	0- 1	2- 2	6- 0				
7- 0	0- 0	0- 0	HOME	0- 0	1- 0	6- 0				
1- 1	0- 0	0- 0	AWAY	0- 1	1- 0	0- 0				
1- 4	0- 1	1- 1	NEUTRAL	0- 0	0- 2	0- 0				
2- 6	0- 3	0- 0	CONFERENCE	0- 1	1- 0	1- 2				
1- 3	0- 1	0- 0	HOME	0- 1	1- 0	0- 1				
1- 3	0- 2	0- 0	AWAY	0- 0	0- 0	1- 1				
0- 0	0- 0	0- 0	NEUTRAL	0- 0	0- 0	0- 0				

RPI 1-25				RPI 26-50				RPI 51-100				RPI 101+ Team's RPI: 153			
RPI	S	Opponent	Score	RPI	S	Opponent	Score	RPI	S	Opponent	Score	RPI	S	Opponent	Score
6	A	UConn	46 63	33	N	Kentucky	63 85	54	A	LSU	49 78	104	N	Virginia	67 74
14	A	UCF	63 66	49	N	UCLA	60 56	87	H	Cincinnati	56 57	105	N	Creighton	76 83
14	H	UCF	49 62									110	A	Ohio St.	71 47
22	N	North Carolina	69 71									122	H	Tulane	73 46
												147	H	Oklahoma	87 70
												187	H	George Washington	63 30
												188	A	Temple	63 53
												200	H	Grambling	67 50
												202	A	SMU	44 46
												212	H	Memphis	40 47
												239	H	Albany (NY)	74 37
												267	H	Bethune-Cookman	88 39
												273	H	Vermont	102 55
												328	H	New Hampshire	79 36
LAST 12 Division I GAMES:															
14	A	UCF	63 66	14	H	UCF	49 62								
87	H	Cincinnati	56 57	188	A	Temple	63 53								
202	A	SMU	44 46	54	A	LSU	49 78								
212	H	Memphis	40 47	104	N	Virginia	67 74								
122	H	Tulane	73 46	105	N	Creighton	76 83								
6	A	UConn	46 63	273	H	Vermont	102 55								

Non-Div I Games:

South Fla.

■ Loss,
 ■ Non-Conf,
 ■ S Site,
 ■ Home
 ■ Away
 N Neutral

Average RPI Win:	281	WON-LOST	WINNING	LAST 10	STRENGTH OF	OPP. STRENGTH	TEAM	ADJ.	CONF.	ADJ CONF.
Average RPI Loss:	159	RECORD	PCT. RANK	GAMES	SCHEDULE	OF SCHEDULE	RPI	RPI	RPI	RPI
DIV. I ONLY	8- 11	221	0- 1	223	287	215	215	22	22	
DIV. I NON-CONF.	3- 6	241	0- 0	153	300	209	209	20	20	
TOTALS	RPI 1-25	RPI 26-50	W-L RECORDS	RPI 51-100	RPI 101-150	RPI 150+				
8- 11	0- 1	0- 0	OVERALL	0- 1	0- 2	8- 7				
4- 3	0- 0	0- 0	HOME	0- 0	0- 1	4- 2				
4- 7	0- 1	0- 0	AWAY	0- 1	0- 1	4- 4				
0- 1	0- 0	0- 0	NEUTRAL	0- 0	0- 0	0- 1				
3- 6	0- 1	0- 0	NON-CONFERENCE	0- 0	0- 0	3- 5				
1- 1	0- 0	0- 0	HOME	0- 0	0- 0	1- 1				
2- 4	0- 1	0- 0	AWAY	0- 0	0- 0	2- 3				
0- 1	0- 0	0- 0	NEUTRAL	0- 0	0- 0	0- 1				
5- 5	0- 0	0- 0	CONFERENCE	0- 1	0- 2	5- 2				
3- 2	0- 0	0- 0	HOME	0- 0	0- 1	3- 1				
2- 3	0- 0	0- 0	AWAY	0- 1	0- 1	2- 1				
0- 0	0- 0	0- 0	NEUTRAL	0- 0	0- 0	0- 0				

RPI 1-25				RPI 26-50				RPI 51-100				RPI 101+ Team's RPI: 215			
RPI	S	Opponent	Score	RPI	S	Opponent	Score	RPI	S	Opponent	Score	RPI	S	Opponent	Score
7	A	Mississippi St.	53 88					64	A	Belmont	57 91	116	A	Morehead St.	54 82
												132	H	UT Martin	73 80
												154	A	Southern Ill.	40 60
												156	A	Bradley	79 85
												161	N	North Ala.	67 80
												173	H	Indiana St.	51 62
												212	A	Memphis	57 69
												236	A	SIUE	62 52
												236	H	SIUE	63 58
												242	H	Western Ill.	81 71
												279	H	Eastern Ill.	72 57
												282	H	Austin Peay	64 54
												289	H	Murray St.	59 64
												290	A	Tennessee St.	59 62
												309	A	NJIT	68 58
												322	A	Eastern Ky.	52 42
												338	A	Evansville	54 50
LAST 12 Division I GAMES:															
290	A	Tennessee St.	59 62	289	H	Murray St.	59 64								
64	A	Belmont	57 91	282	H	Austin Peay	64 54								
279	H	Eastern Ill.	72 57	132	H	UT Martin	73 80								
236	H	SIUE	63 58	236	A	SIUE	62 52								
322	A	Eastern Ky.	52 42	212	A	Memphis	57 69								
116	A	Morehead St.	54 82	338	A	Evansville	54 50								

Non-Div I Games: Ill.-Springfield 82 46 Harris-Stowe 80 65

Southeast Mo. St.

Loss, Non-Conf, S Site, H Home A Away N Neutral

Average RPI Win:	279	WON-LOST	WINNING	LAST 10	STRENGTH OF	OPP. STRENGTH	TEAM	ADJ.	CONF.	ADJ CONF.
Average RPI Loss:	180	RECORD	PCT. RANK	GAMES	SCHEDULE	OF SCHEDULE	RPI	RPI	RPI	RPI
DIV. I ONLY	7- 11	238	0- 1	308	293	272	272	26	26	
DIV. I NON-CONF.	4- 5	190	0- 0	306	273	227	227	23	23	
TOTALS	RPI 1-25	RPI 26-50	W-L RECORDS	RPI 51-100	RPI 101-150	RPI 150+				
7- 11	0- 0	0- 0	OVERALL	0- 3	0- 1	7- 7				
4- 3	0- 0	0- 0	HOME	0- 1	0- 0	4- 2				
3- 8	0- 0	0- 0	AWAY	0- 2	0- 1	3- 5				
0- 0	0- 0	0- 0	NEUTRAL	0- 0	0- 0	0- 0				
4- 5	0- 0	0- 0	NON-CONFERENCE	0- 1	0- 1	4- 3				
1- 1	0- 0	0- 0	HOME	0- 0	0- 0	1- 1				
3- 4	0- 0	0- 0	AWAY	0- 1	0- 1	3- 2				
0- 0	0- 0	0- 0	NEUTRAL	0- 0	0- 0	0- 0				
3- 6	0- 0	0- 0	CONFERENCE	0- 2	0- 0	3- 4				
3- 2	0- 0	0- 0	HOME	0- 1	0- 0	3- 1				
0- 4	0- 0	0- 0	AWAY	0- 1	0- 0	0- 3				
0- 0	0- 0	0- 0	NEUTRAL	0- 0	0- 0	0- 0				

RPI 1-25				RPI 26-50				RPI 51-100				RPI 101+				Team's RPI: 272	
RPI	S	Opponent	Score	RPI	S	Opponent	Score	RPI	S	Opponent	Score	RPI	S	Opponent	Score		
								54	A	LSU	52	72	114	A	Alabama	40	88
								63	H	SFA	51	62	157	A	Louisiana Tech	53	72
								69	A	Lamar University	54	94	159	H	Abilene Christian	74	71
													183	H	Southern Miss.	52	59
													184	H	Nicholls St.	66	73
													202	A	SMU	63	62
													205	A	Sam Houston St.	63	94
													291	H	Central Ark.	62	53
													303	A	Alabama A&M	48	51
													305	A	Jackson St.	50	45
													310	H	La.-Monroe	49	42
													314	A	McNeese	56	62
													336	A	Northwestern St.	47	58
													339	H	Houston Baptist	73	65
													350	A	Alcorn	77	59
LAST 12 Division I GAMES:																	
				184	H	Nicholls St.	66	73					159	H	Abilene Christian	74	71
				205	A	Sam Houston St.	63	94					291	H	Central Ark.	62	53
				336	A	Northwestern St.	47	58					63	H	SFA	51	62
				339	H	Houston Baptist	73	65					54	A	LSU	52	72
				314	A	McNeese	56	62					183	H	Southern Miss.	52	59
				69	A	Lamar University	54	94					310	H	La.-Monroe	49	42

Non-Div I Games: Mobile 70 57 Xavier (LA) 47 59

Southeastern La.

Loss, Non-Conf, S Site, H Home A Away N Neutral

Average RPI Win:	172	WON-LOST	WINNING	LAST 10	STRENGTH OF	OPP. STRENGTH	TEAM	ADJ.	CONF.	ADJ CONF.
Average RPI Loss:	28	RECORD	PCT. RANK	GAMES	SCHEDULE	OF SCHEDULE	RPI	RPI	RPI	RPI
DIV. I ONLY	13- 8	106	1- 0	58	34	52	52	2	2	
DIV. I NON-CONF.	10- 1	17	0- 0	171	181	29	29	2	2	
TOTALS	RPI 1-25	RPI 26-50	W-L RECORDS	RPI 51-100	RPI 101-150	RPI 150+				
13- 8	0- 4	1- 3	OVERALL	0- 1	5- 0	7- 0				
7- 3	0- 1	0- 2	HOME	0- 0	4- 0	3- 0				
5- 5	0- 3	1- 1	AWAY	0- 1	1- 0	3- 0				
1- 0	0- 0	0- 0	NEUTRAL	0- 0	0- 0	1- 0				
10- 1	0- 1	0- 0	NON-CONFERENCE	0- 0	3- 0	7- 0				
5- 0	0- 0	0- 0	HOME	0- 0	2- 0	3- 0				
4- 1	0- 1	0- 0	AWAY	0- 0	1- 0	3- 0				
1- 0	0- 0	0- 0	NEUTRAL	0- 0	0- 0	1- 0				
3- 7	0- 3	1- 3	CONFERENCE	0- 1	2- 0	0- 0				
2- 3	0- 1	0- 2	HOME	0- 0	2- 0	0- 0				
1- 4	0- 2	1- 1	AWAY	0- 1	0- 0	0- 0				
0- 0	0- 0	0- 0	NEUTRAL	0- 0	0- 0	0- 0				

RPI 1-25				RPI 26-50				RPI 51-100				Team's RPI: 52				RPI 101+			
RPI	S	Opponent	Score	RPI	S	Opponent	Score	RPI	S	Opponent	Score	RPI	S	Opponent	Score	RPI	S	Opponent	Score
4	H	Oregon	53 93	26	A	California	59 66	70	A	Arizona	68 71	113	A	UT Arlington	73 61				
5	A	Stanford	64 72	31	H	Oregon St.	52 76					124	H	Washington St.	81 73				
17	A	Arizona St.	59 68	49	A	UCLA	72 67					128	H	Fresno St.	62 61				
18	A	Texas A&M	51 71	49	H	UCLA	65 72					135	H	Washington	82 57				
												144	H	CSUN	58 42				
												170	H	UC Riverside	73 55				
												172	H	Santa Clara	77 46				
												195	N	Utah St.	55 46				
												211	A	UNLV	86 72				
												243	A	Nevada	72 51				
												250	A	Long Beach St.	86 50				
												306	H	UC Santa Barbara	82 39				

Average RPI Win:	220	WON-LOST	WINNING	LAST 10	STRENGTH OF	OPP. STRENGTH	TEAM	ADJ.	CONF.	ADJ CONF.
Average RPI Loss:	116	RECORD	PCT. RANK	GAMES	SCHEDULE	OF SCHEDULE	RPI	RPI	RPI	RPI
DIV. I ONLY	10- 10	161	0- 1	117	195	154	154	13	13	
DIV. I NON-CONF.	7- 4	109	0- 0	112	209	85	85	14	14	
TOTALS	RPI 1-25	RPI 26-50	W-L RECORDS	RPI 51-100	RPI 101-150	RPI 150+				
10- 10	0- 2	0- 0	OVERALL	2- 2	1- 2	7- 4				
8- 1	0- 0	0- 0	HOME	1- 0	1- 0	6- 1				
1- 8	0- 1	0- 0	AWAY	0- 2	0- 2	1- 3				
1- 1	0- 1	0- 0	NEUTRAL	1- 0	0- 0	0- 0				
7- 4	0- 1	0- 0	NON-CONFERENCE	2- 0	1- 2	4- 1				
5- 0	0- 0	0- 0	HOME	1- 0	1- 0	3- 0				
1- 3	0- 0	0- 0	AWAY	0- 0	0- 2	1- 1				
1- 1	0- 1	0- 0	NEUTRAL	1- 0	0- 0	0- 0				
3- 6	0- 1	0- 0	CONFERENCE	0- 2	0- 0	3- 3				
3- 1	0- 0	0- 0	HOME	0- 0	0- 0	3- 1				
0- 5	0- 1	0- 0	AWAY	0- 2	0- 0	0- 2				
0- 0	0- 0	0- 0	NEUTRAL	0- 0	0- 0	0- 0				

RPI 1-25				RPI 26-50				RPI 51-100				RPI 101+ Team's RPI: 154			
RPI	S	Opponent	Score	RPI	S	Opponent	Score	RPI	S	Opponent	Score	RPI	S	Opponent	Score
17	N	Arizona St.	38 82					66	A	Missouri St.	51 66	117	A	Western Ky.	76 83
19	A	Drake	66 94					93	A	UNI	53 65	132	A	UT Martin	94 95
								97	N	Hartford	72 50	134	H	IUPUI	78 73
								99	H	Northern Ill.	82 73	156	A	Bradley	53 58
												173	H	Indiana St.	58 61
												186	A	Illinois St.	52 60
												196	A	Saint Louis	58 62
												215	H	Southeast Mo. St.	60 40
												227	H	Loyola Chicago	74 63
												231	H	Marshall	58 49
												279	H	Eastern Ill.	73 59
												289	A	Murray St.	65 59
												294	H	Valparaiso	87 65
												338	H	Evansville	67 47
LAST 12 Division I GAMES:															
19	A	Drake	66 94	66	A	Missouri St.	51 66								
93	A	UNI	53 65	173	H	Indiana St.	58 61								
227	H	Loyola Chicago	74 63	338	H	Evansville	67 47								
294	H	Valparaiso	87 65	134	H	IUPUI	78 73								
156	A	Bradley	53 58	289	A	Murray St.	65 59								
186	A	Illinois St.	52 60	279	H	Eastern Ill.	73 59								

Non-Div I Games:

Southern Ill.

Average RPI Win:	257	WON-LOST	WINNING	LAST 10	STRENGTH OF	OPP. STRENGTH	TEAM	ADJ.	CONF.	ADJ CONF.
Average RPI Loss:	102	RECORD	PCT. RANK	GAMES	SCHEDULE	OF SCHEDULE	RPI	RPI	RPI	RPI
DIV. I ONLY	11- 10	155	1- 0	154	243	183	183	14	14	
DIV. I NON-CONF.	6- 5	143	0- 0	261	311	238	238	18	18	
TOTALS	RPI 1-25	RPI 26-50	W-L RECORDS	RPI 51-100	RPI 101-150	RPI 150+				
11- 10	0- 1	0- 1	OVERALL	0- 3	1- 3	10- 2				
8- 6	0- 1	0- 1	HOME	0- 2	0- 0	8- 2				
3- 4	0- 0	0- 0	AWAY	0- 1	1- 3	2- 0				
0- 0	0- 0	0- 0	NEUTRAL	0- 0	0- 0	0- 0				
6- 5	0- 1	0- 0	NON-CONFERENCE	0- 1	0- 2	6- 1				
5- 3	0- 1	0- 0	HOME	0- 1	0- 0	5- 1				
1- 2	0- 0	0- 0	AWAY	0- 0	0- 2	1- 0				
0- 0	0- 0	0- 0	NEUTRAL	0- 0	0- 0	0- 0				
5- 5	0- 0	0- 1	CONFERENCE	0- 2	1- 1	4- 1				
3- 3	0- 0	0- 1	HOME	0- 1	0- 0	3- 1				
2- 2	0- 0	0- 0	AWAY	0- 1	1- 1	1- 0				
0- 0	0- 0	0- 0	NEUTRAL	0- 0	0- 0	0- 0				

RPI 1-25				RPI 26-50				RPI 51-100				RPI 101+ Team's RPI: 183			
RPI	S	Opponent	Score	RPI	S	Opponent	Score	RPI	S	Opponent	Score	RPI	S	Opponent	Score
7	H	Mississippi St.	42 86	37	H	Rice	47 58	58	A	Middle Tenn.	49 66	108	A	South Alabama	68 77
								67	H	Old Dominion	50 53	117	A	Western Ky.	69 56
								94	H	Houston	44 61	122	A	Tulane	54 71
												141	A	UAB	60 71
												158	H	Charlotte	65 54
												176	H	North Texas	48 62
												200	H	Grambling	68 47
												205	H	Sam Houston St.	61 65
												231	A	Marshall	64 52
												260	H	Samford	76 40
												272	A	Southeastern La.	59 52
												288	H	Fla. Atlantic	67 45
												298	H	Mississippi Val.	67 60
												316	H	FIU	71 57
												336	H	Northwestern St.	69 54
												350	H	Alcorn	66 47
LAST 12 Division I GAMES:															
288	H	Fla. Atlantic	67 45	141	A	UAB	60 71								
316	H	FIU	71 57	58	A	Middle Tenn.	49 66								
231	A	Marshall	64 52	176	H	North Texas	48 62								
117	A	Western Ky.	69 56	37	H	Rice	47 58								
67	H	Old Dominion	50 53	94	H	Houston	44 61								
158	H	Charlotte	65 54	272	A	Southeastern La.	59 52								

Non-Div I Games: William Carey 74 48 Blue Mountain (MS) 84 38

Southern Miss.

Average RPI Win:	291	WON-LOST	WINNING	LAST 10	STRENGTH OF	OPP. STRENGTH	TEAM	ADJ.	CONF.	ADJ CONF.
Average RPI Loss:	92	RECORD	PCT. RANK	GAMES	SCHEDULE	OF SCHEDULE	RPI	RPI	RPI	RPI
DIV. I ONLY	7- 9	214	0- 0	180	201	174	174	29	29	
DIV. I NON-CONF.	0- 7	336	0- 0	2	8	172	172	26	26	
TOTALS	RPI 1-25	RPI 26-50	W-L RECORDS	RPI 51-100	RPI 101-150	RPI 150+				
7- 9	0- 2	0- 2	OVERALL	0- 1	0- 2	7- 2				
3- 2	0- 0	0- 0	HOME	0- 0	0- 1	3- 1				
4- 7	0- 2	0- 2	AWAY	0- 1	0- 1	4- 1				
0- 0	0- 0	0- 0	NEUTRAL	0- 0	0- 0	0- 0				
0- 7	0- 2	0- 2	NON-CONFERENCE	0- 1	0- 2	0- 0				
0- 1	0- 0	0- 0	HOME	0- 0	0- 1	0- 0				
0- 6	0- 2	0- 2	AWAY	0- 1	0- 1	0- 0				
0- 0	0- 0	0- 0	NEUTRAL	0- 0	0- 0	0- 0				
7- 2	0- 0	0- 0	CONFERENCE	0- 0	0- 0	7- 2				
3- 1	0- 0	0- 0	HOME	0- 0	0- 0	3- 1				
4- 1	0- 0	0- 0	AWAY	0- 0	0- 0	4- 1				
0- 0	0- 0	0- 0	NEUTRAL	0- 0	0- 0	0- 0				

RPI 1-25				RPI 26-50				RPI 51-100				RPI 101+ Team's RPI: 174			
RPI	S	Opponent	Score	RPI	S	Opponent	Score	RPI	S	Opponent	Score	RPI	S	Opponent	Score
2	A	Baylor	49 94	33	A	Kentucky	41 91	57	A	Michigan	35 76	108	H	South Alabama	49 53
17	A	Arizona St.	47 69	50	A	TCU	40 69					143	A	Texas Tech	58 76
												192	H	Prairie View	54 55
												200	A	Grambling	86 81
												226	A	Alabama St.	61 78
												234	H	Texas Southern	63 61
												298	H	Mississippi Val.	74 67
												303	A	Alabama A&M	54 50
												305	A	Jackson St.	76 74
												346	H	Ark.-Pine Bluff	73 41
												350	A	Alcorn	75 54
LAST 12 Division I GAMES:															
350	A	Alcorn	75 54	200	A	Grambling	86 81								
226	A	Alabama St.	61 78	234	H	Texas Southern	63 61								
303	A	Alabama A&M	54 50	192	H	Prairie View	54 55								
298	H	Mississippi Val.	74 67	57	A	Michigan	35 76								
346	H	Ark.-Pine Bluff	73 41	143	A	Texas Tech	58 76								
305	A	Jackson St.	76 74	50	A	TCU	40 69								

Non-Div I Games: Dillard 61 63 Wiley 89 58 Louisiana Col. 77 53 Millsaps 71 36 Southern U.

Southern Utah

Through Games Of Feb. 4, 2019

Average RPI Win:	221	WON-LOST	WINNING	LAST 10	STRENGTH OF	OPP. STRENGTH	TEAM	ADJ.	CONF.	ADJ CONF.
Average RPI Loss:	146	RECORD	PCT. RANK	GAMES	SCHEDULE	OF SCHEDULE	RPI	RPI	RPI	RPI
DIV. I ONLY	6- 14	274	0- 1	140	223	258	258	16	16	
DIV. I NON-CONF.	3- 6	241	0- 1	41	287	194	194	12	12	
TOTALS	RPI 1-25	RPI 26-50	W-L RECORDS	RPI 51-100	RPI 101-150	RPI 150+				
6- 14	0- 0	1- 0	OVERALL	0- 4	0- 3	5- 7				
5- 5	0- 0	1- 0	HOME	0- 2	0- 1	4- 2				
1- 9	0- 0	0- 0	AWAY	0- 2	0- 2	1- 5				
0- 0	0- 0	0- 0	NEUTRAL	0- 0	0- 0	0- 0				
3- 6	0- 0	1- 0	NON-CONFERENCE	0- 2	0- 0	2- 4				
3- 1	0- 0	1- 0	HOME	0- 0	0- 0	2- 1				
0- 5	0- 0	0- 0	AWAY	0- 2	0- 0	0- 3				
0- 0	0- 0	0- 0	NEUTRAL	0- 0	0- 0	0- 0				
3- 8	0- 0	0- 0	CONFERENCE	0- 2	0- 3	3- 3				
2- 4	0- 0	0- 0	HOME	0- 2	0- 1	2- 1				
1- 4	0- 0	0- 0	AWAY	0- 0	0- 2	1- 2				
0- 0	0- 0	0- 0	NEUTRAL	0- 0	0- 0	0- 0				

RPI S	Opponent	Score	RPI S	Opponent	Score	RPI S	Opponent	Score	RPI S	Opponent	Score	Team's RPI: 258
			31	H BYU	67 64	60	A Boise St.	53 88	109	H Northern Colo.	44 71	
						74	H Idaho St.	57 69	140	A Montana St.	64 69	
						79	A UC Davis	45 68	145	A Montana	57 79	
						96	H Idaho	70 82	151	A UC Irvine	58 75	
									163	A Portland St.	49 63	
									167	H Denver	70 71	
									170	A UC Riverside	50 56	
									185	A Oral Roberts	59 64	
									197	H Eastern Wash.	73 63	
									238	A Sacramento St.	76 77	
									254	H San Diego	69 59	
									265	A Northern Ariz.	82 76	
									265	H Northern Ariz.	69 78	
									268	H Utah Valley	60 59	
									308	H Weber St.	84 79	
LAST 12 Division I GAMES:												
170	A UC Riverside	50 56	163	A Portland St.	49 63							
96	H Idaho	70 82	265	A Northern Ariz.	82 76							
197	H Eastern Wash.	73 63	308	H Weber St.	84 79							
265	H Northern Ariz.	69 78	74	H Idaho St.	57 69							
109	H Northern Colo.	44 71	145	A Montana	57 79							
238	A Sacramento St.	76 77	140	A Montana St.	64 69							

Non-Div I Games:

Southern Utah

■ Loss,
 ■ Non-Conf,
 ■ S Site,
 ■ H Home
 ■ A Away
 N Neutral

St. Bonaventure

Through Games Of Feb. 4, 2019

Average RPI Win:	227	WON-LOST	WINNING	LAST 10	STRENGTH OF	OPP. STRENGTH	TEAM	ADJ.	CONF.	ADJ CONF.
Average RPI Loss:	140	RECORD	PCT. RANK	GAMES	SCHEDULE	OF SCHEDULE	RPI	RPI	RPI	RPI
DIV. I ONLY	7- 14	259	1- 0	123	183	203	203	17	17	
DIV. I NON-CONF.	3- 10	278	0- 0	96	173	230	230	16	16	
TOTALS	RPI 1-25	RPI 26-50	W-L RECORDS	RPI 51-100	RPI 101-150	RPI 150+				
7- 14	0- 1	0- 2	OVERALL	0- 1	0- 5	7- 5				
3- 6	0- 0	0- 1	HOME	0- 1	0- 2	3- 2				
4- 7	0- 1	0- 0	AWAY	0- 0	0- 3	4- 3				
0- 1	0- 0	0- 1	NEUTRAL	0- 0	0- 0	0- 0				
3- 10	0- 1	0- 2	NON-CONFERENCE	0- 1	0- 3	3- 3				
2- 3	0- 0	0- 1	HOME	0- 1	0- 0	2- 1				
1- 6	0- 1	0- 0	AWAY	0- 0	0- 3	1- 2				
0- 1	0- 0	0- 1	NEUTRAL	0- 0	0- 0	0- 0				
4- 4	0- 0	0- 0	CONFERENCE	0- 0	0- 2	4- 2				
1- 3	0- 0	0- 0	HOME	0- 0	0- 2	1- 1				
3- 1	0- 0	0- 0	AWAY	0- 0	0- 0	3- 1				
0- 0	0- 0	0- 0	NEUTRAL	0- 0	0- 0	0- 0				

RPI 1-25				RPI 26-50				RPI 51-100				RPI 101+ Team's RPI: 203			
RPI	S	Opponent	Score	RPI	S	Opponent	Score	RPI	S	Opponent	Score	RPI	S	Opponent	Score
25	A	Buffalo	43 90	40	N	Ohio	53 70	75	H	Kent St.	64 76	106	H	Dayton	49 62
				48	H	Bucknell	46 77					111	A	Georgia	40 67
												115	A	Penn St.	65 80
												146	A	Akron	58 67
												149	H	Duquesne	54 60
												167	A	Denver	62 76
												196	H	Saint Louis	45 62
												199	A	Rhode Island	84 68
												204	A	George Mason	68 57
												204	H	George Mason	64 55
												207	A	Massachusetts	64 63
												230	A	Niagara	76 48
												248	A	Cornell	44 58
												252	H	Hofstra	59 67
												271	H	Siena	74 58
												275	H	Canisius	100 94
												280	A	Saint Joseph's	41 66
LAST 12 Division I GAMES:															
204	H	George Mason	64 55	204	A	George Mason	68 57								
199	A	Rhode Island	84 68	149	H	Duquesne	54 60								
207	A	Massachusetts	64 63	248	A	Cornell	44 58								
196	H	Saint Louis	45 62	25	A	Buffalo	43 90								
106	H	Dayton	49 62	75	H	Kent St.	64 76								
280	A	Saint Joseph's	41 66	115	A	Penn St.	65 80								

Non-Div I Games:

St. Bonaventure

■ Loss,
 ■ Non-Conf,
 ■ S Site,
 ■ H Home
 ■ A Away
 N Neutral

Average RPI Win:	288	WON-LOST	WINNING	LAST 10	STRENGTH OF	OPP. STRENGTH	TEAM	ADJ.	CONF.	ADJ CONF.
Average RPI Loss:	209	RECORD	PCT. RANK	GAMES	SCHEDULE	OF SCHEDULE	RPI	RPI	RPI	RPI
DIV. I ONLY	11- 9	140	1- 0	337	343	255	255	31	31	
DIV. I NON-CONF.	5- 6	177	0- 0	310	314	274	274	31	31	
TOTALS	RPI 1-25	RPI 26-50	W-L RECORDS	RPI 51-100	RPI 101-150	RPI 150+				
11- 9	0- 0	0- 0	OVERALL	0- 1	1- 1	10- 7				
4- 4	0- 0	0- 0	HOME	0- 1	0- 0	4- 3				
6- 4	0- 0	0- 0	AWAY	0- 0	1- 1	5- 3				
1- 1	0- 0	0- 0	NEUTRAL	0- 0	0- 0	1- 1				
5- 6	0- 0	0- 0	NON-CONFERENCE	0- 1	1- 1	4- 4				
2- 2	0- 0	0- 0	HOME	0- 1	0- 0	2- 1				
2- 3	0- 0	0- 0	AWAY	0- 0	1- 1	1- 2				
1- 1	0- 0	0- 0	NEUTRAL	0- 0	0- 0	1- 1				
6- 3	0- 0	0- 0	CONFERENCE	0- 0	0- 0	6- 3				
2- 2	0- 0	0- 0	HOME	0- 0	0- 0	2- 2				
4- 1	0- 0	0- 0	AWAY	0- 0	0- 0	4- 1				
0- 0	0- 0	0- 0	NEUTRAL	0- 0	0- 0	0- 0				

RPI 1-25			RPI 26-50			RPI 51-100			RPI 101+			Team's RPI: 255
RPI	S	Opponent	Score	RPI	S	Opponent	Score	RPI	S	Opponent	Score	
						77 H Princeton	64 83	107 A Seton Hall		77 100		
								116 A Morehead St.		101 94		
								165 A Stony Brook		67 74		
								206 H Saint Francis (PA)		78 65		
								213 H Robert Morris		56 75		
								239 H Albany (NY)		60 67		
								244 A Sacred Heart		56 53		
								244 H Sacred Heart		66 68		
								247 A Mt. St. Mary's		75 78		
								294 N Valparaiso		76 78		
								296 A Army West Point		57 69		
								297 A Loyola Maryland		75 70		
								300 A Bryant		60 55		
								318 H Manhattan		73 65		
								319 H Saint Peter's		74 70		
								326 H Wagner		76 61		
								344 A Fairleigh Dickinson		64 53		
								345 N Chicago St.		110 73		
								351 A LIU Brooklyn		79 67		
LAST 12 Division I GAMES:												
244 A		Sacred Heart	56 53	213 H		Robert Morris	56 75					
247 A		Mt. St. Mary's	75 78	300 A		Bryant	60 55					
344 A		Fairleigh Dickinson	64 53	326 H		Wagner	76 61					
351 A		LIU Brooklyn	79 67	165 A		Stony Brook	67 74					
244 H		Sacred Heart	66 68	77 H		Princeton	64 83					
206 H		Saint Francis (PA)	78 65	239 H		Albany (NY)	60 67					

Non-Div I Games: Mercy 102 51

St. Francis Brooklyn

■ Loss,
 ■ Non-Conf,
 ■ S Site,
 ■ H Home
 ■ A Away
 N Neutral

Average RPI Win:	203	WON-LOST	WINNING	LAST 10	STRENGTH OF	OPP. STRENGTH	TEAM	ADJ.	CONF.	ADJ CONF.
Average RPI Loss:	55	RECORD	PCT. RANK	GAMES	SCHEDULE	OF SCHEDULE	RPI	RPI	RPI	RPI
DIV. I ONLY	10- 12	197	1- 0	72	50	127	127	6	6	
DIV. I NON-CONF.	7- 4	109	0- 0	182	55	99	99	4	4	
TOTALS	RPI 1-25	RPI 26-50	W-L RECORDS	RPI 51-100	RPI 101-150	RPI 150+				
10- 12	0- 3	1- 5	OVERALL	2- 1	0- 3	7- 0				
4- 5	0- 1	0- 2	HOME	2- 0	0- 2	2- 0				
4- 6	0- 1	0- 3	AWAY	0- 1	0- 1	4- 0				
2- 1	0- 1	1- 0	NEUTRAL	0- 0	0- 0	1- 0				
7- 4	0- 2	1- 1	NON-CONFERENCE	1- 1	0- 0	5- 0				
2- 1	0- 1	0- 0	HOME	1- 0	0- 0	1- 0				
3- 2	0- 0	0- 1	AWAY	0- 1	0- 0	3- 0				
2- 1	0- 1	1- 0	NEUTRAL	0- 0	0- 0	1- 0				
3- 8	0- 1	0- 4	CONFERENCE	1- 0	0- 3	2- 0				
2- 4	0- 0	0- 2	HOME	1- 0	0- 2	1- 0				
1- 4	0- 1	0- 2	AWAY	0- 0	0- 1	1- 0				
0- 0	0- 0	0- 0	NEUTRAL	0- 0	0- 0	0- 0				

RPI 1-25				RPI 26-50				RPI 51-100				RPI 101+ Team's RPI: 127			
RPI	S	Opponent	Score	RPI	S	Opponent	Score	RPI	S	Opponent	Score	RPI	S	Opponent	Score
6	N	UConn	55 65	38	A	DePaul	64 73	89	H	Yale	56 52	103	H	Providence	66 67
8	A	Marquette	73 83	42	A	James Madison	51 64	92	H	Georgetown	59 51	105	H	Creighton	63 65
23	H	Florida St.	53 57	43	H	Villanova	57 73	98	A	Wake Forest	59 64	107	A	Seton Hall	67 77
				44	N	Purdue	68 62					169	A	Xavier	76 57
				45	A	Butler	45 66					169	H	Xavier	70 41
				45	H	Butler	68 73					201	N	Ole Miss	64 59
												286	A	La Salle	83 57
												296	A	Army West Point	60 49
												333	A	Iona	61 35
												347	H	Delaware St.	82 44
LAST 12 Division I GAMES:															
169	H	Xavier	70 41	105	H	Creighton	63 65								
45	H	Butler	68 73	103	H	Providence	66 67								
43	H	Villanova	57 73	45	A	Butler	45 66								
92	H	Georgetown	59 51	169	A	Xavier	76 57								
8	A	Marquette	73 83	107	A	Seton Hall	67 77								
38	A	DePaul	64 73	42	A	James Madison	51 64								

Non-Div I Games:

St. John's (NY)

■ Loss,
■ Non-Conf,
■ S Site,
■ H Home
■ A Away
N Neutral

Average RPI Win:	94	WON-LOST	WINNING	LAST 10	STRENGTH OF	OPP. STRENGTH	TEAM	ADJ.	CONF.	ADJ CONF.
Average RPI Loss:	22	RECORD	PCT. RANK	GAMES	SCHEDULE	OF SCHEDULE	RPI	RPI	RPI	RPI
DIV. I ONLY	18- 3	16	1- 0	9	9	5	5	2	2	
DIV. I NON-CONF.	10- 1	17	0- 0	10	39	3	3	2	2	
TOTALS	RPI 1-25	RPI 26-50	W-L RECORDS	RPI 51-100	RPI 101-150	RPI 150+				
18- 3	3- 1	2- 2	OVERALL	7- 0	4- 0	2- 0				
10- 0	1- 0	2- 0	HOME	3- 0	3- 0	1- 0				
6- 3	2- 1	0- 2	AWAY	2- 0	1- 0	1- 0				
2- 0	0- 0	0- 0	NEUTRAL	2- 0	0- 0	0- 0				
10- 1	2- 1	0- 0	NON-CONFERENCE	5- 0	1- 0	2- 0				
5- 0	1- 0	0- 0	HOME	2- 0	1- 0	1- 0				
3- 1	1- 1	0- 0	AWAY	1- 0	0- 0	1- 0				
2- 0	0- 0	0- 0	NEUTRAL	2- 0	0- 0	0- 0				
8- 2	1- 0	2- 2	CONFERENCE	2- 0	3- 0	0- 0				
5- 0	0- 0	2- 0	HOME	1- 0	2- 0	0- 0				
3- 2	1- 0	0- 2	AWAY	1- 0	1- 0	0- 0				
0- 0	0- 0	0- 0	NEUTRAL	0- 0	0- 0	0- 0				

RPI	S	Opponent	Score	RPI	S	Opponent	Score	RPI	S	Opponent	Score	RPI	S	Opponent	Score
2	H	Baylor	68 63	26	A	California	80 81	52	H	Southern California	72 64	124	H	Washington St.	85 64
12	A	Gonzaga	73 79	26	H	California	75 50	61	A	Tennessee	95 85	131	A	Colorado	80 69
17	A	Arizona St.	72 65	29	A	Utah	68 75	70	A	Arizona	78 48	135	H	Washington	91 54
25	A	Buffalo	62 55	49	H	UCLA	86 80	79	H	UC Davis	71 43	144	H	CSUN	69 43
								89	N	FGCU	88 65	224	H	San Francisco	96 62
								96	H	Idaho	115 71	262	A	Hawaii	81 59
								100	N	American	71 49				
LAST 12 Division I GAMES:															
26	H	California	75 50	70	A	Arizona	78 48								
26	A	California	80 81	17	A	Arizona St.	72 65								
29	A	Utah	68 75	49	H	UCLA	86 80								
131	A	Colorado	80 69	52	H	Southern California	72 64								
124	H	Washington St.	85 64	144	H	CSUN	69 43								
135	H	Washington	91 54	25	A	Buffalo	62 55								

Non-Div I Games:

Stanford

Average RPI Win: 287	WON-LOST	WINNING	LAST 10	STRENGTH OF	OPP. STRENGTH	TEAM	ADJ.	CONF.	ADJ CONF.
Average RPI Loss: 127	RECORD	PCT. RANK	GAMES	SCHEDULE	OF SCHEDULE	RPI	RPI	RPI	RPI
DIV. I ONLY	9- 11	202	1- 0	238	228	235	235	24	24
DIV. I NON-CONF.	3- 9	271	0- 0	116	179	267	267	27	27
TOTALS	RPI 1-25	RPI 26-50	W-L RECORDS	RPI 51-100	RPI 101-150	RPI 150+			
9- 11	0- 1	0- 1	OVERALL	0- 3	0- 2	9- 4			
7- 2	0- 1	0- 0	HOME	0- 1	0- 0	7- 0			
2- 6	0- 0	0- 1	AWAY	0- 1	0- 1	2- 3			
0- 3	0- 0	0- 0	NEUTRAL	0- 1	0- 1	0- 1			
3- 9	0- 1	0- 1	NON-CONFERENCE	0- 3	0- 2	3- 2			
3- 2	0- 1	0- 0	HOME	0- 1	0- 0	3- 0			
0- 4	0- 0	0- 1	AWAY	0- 1	0- 1	0- 1			
0- 3	0- 0	0- 0	NEUTRAL	0- 1	0- 1	0- 1			
6- 2	0- 0	0- 0	CONFERENCE	0- 0	0- 0	6- 2			
4- 0	0- 0	0- 0	HOME	0- 0	0- 0	4- 0			
2- 2	0- 0	0- 0	AWAY	0- 0	0- 0	2- 2			
0- 0	0- 0	0- 0	NEUTRAL	0- 0	0- 0	0- 0			

RPI 1-25				RPI 26-50				RPI 51-100				RPI 101+ Team's RPI: 235			
RPI	S	Opponent	Score	RPI	S	Opponent	Score	RPI	S	Opponent	Score	RPI	S	Opponent	Score
14	H	UCF	55 78	30	A	Texas	46 65	61	A	Tennessee	55 65	114	A	Alabama	47 59
								81	H	Penn	53 75	150	N	Marist	69 76
								83	N	Wright St.	44 57	161	A	North Ala.	55 71
												162	A	Tulsa	54 55
												217	A	Jacksonville	69 56
												222	H	North Dakota	74 63
												229	H	Liberty	69 52
												252	N	Hofstra	50 53
												285	A	North Florida	57 71
												295	H	Kennesaw St.	76 69
												309	H	NJIT	74 48
												312	H	North Dakota St.	60 59
												325	A	Lipscomb	80 65
												325	H	Lipscomb	76 49
												349	H	Florida A&M	69 44
LAST 12 Division I GAMES:															
295	H	Kennesaw St.	76 69	325	A	Lipscomb	80 65								
217	A	Jacksonville	69 56	229	H	Liberty	69 52								
325	H	Lipscomb	76 49	81	H	Penn	53 75								
309	H	NJIT	74 48	312	H	North Dakota St.	60 59								
161	A	North Ala.	55 71	349	H	Florida A&M	69 44								
285	A	North Florida	57 71	222	H	North Dakota	74 63								

Non-Div I Games: Central St. (OH) 81 51 Webber Int'l 80 52

Stetson

■ Loss,
 ■ Non-Conf,
 ■ S Site,
 ■ Home
 ■ A Away
 N Neutral

Average RPI Win:	278	WON-LOST	WINNING	LAST 10	STRENGTH OF	OPP. STRENGTH	TEAM	ADJ.	CONF.	ADJ CONF.
Average RPI Loss:	101	RECORD	PCT. RANK	GAMES	SCHEDULE	OF SCHEDULE	RPI	RPI	RPI	RPI
DIV. I ONLY	15- 6	64	0- 1	304	253	165	165	23	23	
DIV. I NON-CONF.	10- 2	37	0- 0	298	276	94	94	25	25	
TOTALS	RPI 1-25	RPI 26-50	W-L RECORDS	RPI 51-100	RPI 101-150	RPI 150+				
15- 6	0- 1	0- 0	OVERALL	0- 4	1- 0	14- 1				
8- 3	0- 0	0- 0	HOME	0- 2	0- 0	8- 1				
7- 3	0- 1	0- 0	AWAY	0- 2	1- 0	6- 0				
0- 0	0- 0	0- 0	NEUTRAL	0- 0	0- 0	0- 0				
10- 2	0- 1	0- 0	NON-CONFERENCE	0- 1	1- 0	9- 0				
6- 0	0- 0	0- 0	HOME	0- 0	0- 0	6- 0				
4- 2	0- 1	0- 0	AWAY	0- 1	1- 0	3- 0				
0- 0	0- 0	0- 0	NEUTRAL	0- 0	0- 0	0- 0				
5- 4	0- 0	0- 0	CONFERENCE	0- 3	0- 0	5- 1				
2- 3	0- 0	0- 0	HOME	0- 2	0- 0	2- 1				
3- 1	0- 0	0- 0	AWAY	0- 1	0- 0	3- 0				
0- 0	0- 0	0- 0	NEUTRAL	0- 0	0- 0	0- 0				

RPI 1-25				RPI 26-50				RPI 51-100				RPI 101+ Team's RPI: 165			
RPI	S	Opponent	Score	RPI	S	Opponent	Score	RPI	S	Opponent	Score	RPI	S	Opponent	Score
15	A	Rutgers	47 61					76	H	Maine	54 68	115	A	Penn St.	81 70
								82	A	Toledo	48 80	239	H	Albany (NY)	49 54
								97	A	Hartford	62 73	244	A	Sacred Heart	73 58
								97	H	Hartford	36 64	245	A	Binghamton	65 56
												248	H	Cornell	63 61
												252	H	Hofstra	77 49
												255	H	St. Francis Brooklyn	74 67
												273	A	Vermont	67 61
												277	H	Ga. Southern	72 43
												302	H	UMBC	57 44
												307	H	UMass Lowell	76 56
												318	A	Manhattan	79 48
												326	H	Wagner	70 45
												328	A	New Hampshire	82 63
												333	A	Iona	53 51
												344	H	Fairleigh Dickinson	63 49
LAST 12 Division I GAMES:															
				97	A	Hartford	62 73	245	A	Binghamton	65 56				
				302	H	UMBC	57 44	307	H	UMass Lowell	76 56				
				273	A	Vermont	67 61	97	H	Hartford	36 64				
				239	H	Albany (NY)	49 54	255	H	St. Francis Brooklyn	74 67				
				76	H	Maine	54 68	82	A	Toledo	48 80				
				328	A	New Hampshire	82 63	326	H	Wagner	70 45				

Non-Div I Games: SUNY New Paltz 87 50

Stony Brook

Average RPI Win:	93	WON-LOST	WINNING	LAST 10	STRENGTH OF	OPP. STRENGTH	TEAM	ADJ.	CONF.	ADJ CONF.
Average RPI Loss:	50	RECORD	PCT. RANK	GAMES	SCHEDULE	OF SCHEDULE	RPI	RPI	RPI	RPI
DIV. I ONLY	17- 4	26	1- 0	10	20	10	10	1	1	
DIV. I NON-CONF.	11- 2	31	0- 0	11	68	7	7	1	1	
TOTALS	RPI 1-25	RPI 26-50	W-L RECORDS	RPI 51-100	RPI 101-150	RPI 150+				
17- 4	3- 1	3- 2	OVERALL	4- 0	4- 1	3- 0				
8- 1	2- 0	1- 1	HOME	0- 0	2- 0	3- 0				
4- 3	0- 1	1- 1	AWAY	2- 0	1- 1	0- 0				
5- 0	1- 0	1- 0	NEUTRAL	2- 0	1- 0	0- 0				
11- 2	2- 1	2- 0	NON-CONFERENCE	2- 0	2- 1	3- 0				
6- 0	1- 0	1- 0	HOME	0- 0	1- 0	3- 0				
0- 2	0- 1	0- 0	AWAY	0- 0	0- 1	0- 0				
5- 0	1- 0	1- 0	NEUTRAL	2- 0	1- 0	0- 0				
6- 2	1- 0	1- 2	CONFERENCE	2- 0	2- 0	0- 0				
2- 1	1- 0	0- 1	HOME	0- 0	1- 0	0- 0				
4- 1	0- 0	1- 1	AWAY	2- 0	1- 0	0- 0				
0- 0	0- 0	0- 0	NEUTRAL	0- 0	0- 0	0- 0				

RPI	S	Opponent	Score	RPI	S	Opponent	Score	RPI	S	Opponent	Score	RPI	S	Opponent	Score
4	A	Oregon	73 75	27	H	Miami (FL)	71 84	56	A	Virginia Tech	75 73	104	H	Virginia	72 68
14	N	UCF	57 52	38	N	DePaul	83 81	59	N	Kansas St.	70 61	119	H	Towson	98 55
18	H	Texas A&M	75 65	41	A	Georgia Tech	55 65	71	A	Duke	64 55	123	A	Pittsburgh	82 50
22	H	North Carolina	90 77	47	A	Clemson	84 75	77	N	Princeton	92 61	129	A	Minnesota	68 72
				48	H	Bucknell	70 56					149	N	Duquesne	87 71
												179	H	UMES	96 51
												222	H	North Dakota	85 49
												230	H	Niagara	94 45
LAST 12 Division I GAMES:															
104	H	Virginia	72 68	56	A	Virginia Tech	75 73								
71	A	Duke	64 55	47	A	Clemson	84 75								
27	H	Miami (FL)	71 84	14	N	UCF	57 52								
41	A	Georgia Tech	55 65	149	N	Duquesne	87 71								
123	A	Pittsburgh	82 50	230	H	Niagara	94 45								
22	H	North Carolina	90 77	179	H	UMES	96 51								

Non-Div I Games:

Syracuse

Average RPI Win:	179	WON-LOST	WINNING	LAST 10	STRENGTH OF	OPP. STRENGTH	TEAM	ADJ.	CONF.	ADJ CONF.
Average RPI Loss:	32	RECORD	PCT. RANK	GAMES	SCHEDULE	OF SCHEDULE	RPI	RPI	RPI	RPI
DIV. I ONLY	16- 5	45	1- 0	107	66	50	50	3	3	
DIV. I NON-CONF.	10- 1	17	0- 0	296	238	91	91	3	3	
TOTALS	RPI 1-25	RPI 26-50	W-L RECORDS	RPI 51-100	RPI 101-150	RPI 150+				
16- 5	0- 2	0- 2	OVERALL	4- 1	4- 0	8- 0				
13- 1	0- 1	0- 0	HOME	3- 0	4- 0	6- 0				
3- 3	0- 1	0- 1	AWAY	1- 1	0- 0	2- 0				
0- 1	0- 0	0- 1	NEUTRAL	0- 0	0- 0	0- 0				
10- 1	0- 0	0- 1	NON-CONFERENCE	0- 0	2- 0	8- 0				
8- 0	0- 0	0- 0	HOME	0- 0	2- 0	6- 0				
2- 0	0- 0	0- 0	AWAY	0- 0	0- 0	2- 0				
0- 1	0- 0	0- 1	NEUTRAL	0- 0	0- 0	0- 0				
6- 4	0- 2	0- 1	CONFERENCE	4- 1	2- 0	0- 0				
5- 1	0- 1	0- 0	HOME	3- 0	2- 0	0- 0				
1- 3	0- 1	0- 1	AWAY	1- 1	0- 0	0- 0				
0- 0	0- 0	0- 0	NEUTRAL	0- 0	0- 0	0- 0				

RPI	S	Opponent	Score	RPI	S	Opponent	Score	Team's RPI: 50	RPI	S	Opponent	Score	RPI	S	Opponent	Score
2	H	Baylor	55 79	30	A	Texas	67 73		59	A	Kansas St.	61 47	140	H	Montana St.	71 49
11	A	Iowa St.	54 92	31	N	BYU	58 61		65	H	West Virginia	62 48	143	H	Texas Tech	78 70
									85	A	Oklahoma St.	71 75	147	H	Oklahoma	86 71
									85	H	Oklahoma St.	69 55	149	H	Duquesne	61 48
									95	H	Kansas	58 53	174	H	Southern U.	69 40
													201	A	Ole Miss	55 50
													202	H	SMU	65 63
													205	H	Sam Houston St.	72 59
													251	A	San Diego St.	81 64
													296	H	Army West Point	63 38
													298	H	Mississippi Val.	96 47
													350	H	Alcorn	88 31
LAST 12 Division I GAMES:																
85	H	Oklahoma St.	69 55	2	H	Baylor	55 79									
59	A	Kansas St.	61 47	11	A	Iowa St.	54 92									
95	H	Kansas	58 53	85	A	Oklahoma St.	71 75									
147	H	Oklahoma	86 71	65	H	West Virginia	62 48									
30	A	Texas	67 73	350	H	Alcorn	88 31									
143	H	Texas Tech	78 70	205	H	Sam Houston St.	72 59									

Non-Div I Games:

TCU

Average RPI Win:	270	WON-LOST	WINNING	LAST 10	STRENGTH OF	OPP. STRENGTH	TEAM	ADJ.	CONF.	ADJ CONF.
Average RPI Loss:	92	RECORD	PCT. RANK	GAMES	SCHEDULE	OF SCHEDULE	RPI	RPI	RPI	RPI
DIV. I ONLY	7- 14	259	1- 0	116	96	188	188	9	9	
DIV. I NON-CONF.	4- 9	252	0- 0	179	101	220	220	9	9	
TOTALS	RPI 1-25	RPI 26-50	W-L RECORDS	RPI 51-100	RPI 101-150	RPI 150+				
7- 14	0- 2	0- 3	OVERALL	0- 3	0- 4	7- 2				
4- 3	0- 1	0- 0	HOME	0- 0	0- 1	4- 1				
3- 10	0- 1	0- 3	AWAY	0- 3	0- 2	3- 1				
0- 1	0- 0	0- 0	NEUTRAL	0- 0	0- 1	0- 0				
4- 9	0- 1	0- 3	NON-CONFERENCE	0- 1	0- 3	4- 1				
3- 0	0- 0	0- 0	HOME	0- 0	0- 0	3- 0				
1- 8	0- 1	0- 3	AWAY	0- 1	0- 2	1- 1				
0- 1	0- 0	0- 0	NEUTRAL	0- 0	0- 1	0- 0				
3- 5	0- 1	0- 0	CONFERENCE	0- 2	0- 1	3- 1				
1- 3	0- 1	0- 0	HOME	0- 0	0- 1	1- 1				
2- 2	0- 0	0- 0	AWAY	0- 2	0- 0	2- 0				
0- 0	0- 0	0- 0	NEUTRAL	0- 0	0- 0	0- 0				

RPI 1-25				RPI 26-50				RPI 51-100				RPI 101+ Team's RPI: 188			
RPI	S	Opponent	Score	RPI	S	Opponent	Score	RPI	S	Opponent	Score	RPI	S	Opponent	Score
6	H	UConn	67 88	27	A	Miami (FL)	61 73	81	A	Penn	62 71	120	N	Radford	50 56
16	A	South Carolina	60 88	38	A	DePaul	88 102	87	A	Cincinnati	52 72	122	H	Tulane	57 66
				43	A	Villanova	68 76	94	A	Houston	65 78	149	A	Duquesne	53 54
												150	A	Marist	68 74
												153	H	South Fla.	53 63
												162	A	Tulsa	75 61
												201	A	Ole Miss	55 62
												216	H	East Carolina	84 62
												263	A	Wichita St.	65 40
												280	A	Saint Joseph's	58 52
												286	H	La Salle	75 47
												333	H	Iona	59 39
												347	H	Delaware St.	75 61
LAST 12 Division I GAMES:															
263	A	Wichita St.	65 40	94	A	Houston	65 78	122	H	Tulane	57 66	149	A	Duquesne	53 54
162	A	Tulsa	75 61	286	H	La Salle	75 47	153	H	South Fla.	53 63	280	A	Saint Joseph's	58 52
216	H	East Carolina	84 62	87	A	Cincinnati	52 72	162	A	Tulsa	75 61	347	H	Delaware St.	75 61
81	A	Penn	62 71	120	N	Radford	50 56	201	A	Ole Miss	55 62				
6	H	UConn	67 88												
16	A	South Carolina	60 88												

Non-Div I Games:

Temple

Tennessee

Through Games Of Feb. 4, 2019

Average RPI Win:	165	WON-LOST	WINNING	LAST 10	STRENGTH OF	OPP. STRENGTH	TEAM	ADJ.	CONF.	ADJ CONF.
Average RPI Loss:	53	RECORD	PCT. RANK	GAMES	SCHEDULE	OF SCHEDULE	RPI	RPI	RPI	RPI
DIV. I ONLY	15- 7	81	1- 0	60	57	61	61	5	5	
DIV. I NON-CONF.	11- 2	31	1- 0	67	85	31	31	5	5	
TOTALS	RPI 1-25	RPI 26-50	W-L RECORDS	RPI 51-100	RPI 101-150	RPI 150+				
15- 7	0- 2	2- 2	OVERALL	4- 1	1- 2	8- 0				
9- 5	0- 2	0- 2	HOME	2- 1	0- 0	7- 0				
4- 2	0- 0	1- 0	AWAY	2- 0	0- 2	1- 0				
2- 0	0- 0	1- 0	NEUTRAL	0- 0	1- 0	0- 0				
11- 2	0- 2	2- 0	NON-CONFERENCE	2- 0	1- 0	6- 0				
7- 2	0- 2	0- 0	HOME	1- 0	0- 0	6- 0				
2- 0	0- 0	1- 0	AWAY	1- 0	0- 0	0- 0				
2- 0	0- 0	1- 0	NEUTRAL	0- 0	1- 0	0- 0				
4- 5	0- 0	0- 2	CONFERENCE	2- 1	0- 2	2- 0				
2- 3	0- 0	0- 2	HOME	1- 1	0- 0	1- 0				
2- 2	0- 0	0- 0	AWAY	1- 0	0- 2	1- 0				
0- 0	0- 0	0- 0	NEUTRAL	0- 0	0- 0	0- 0				

RPI 1-25				RPI 26-50				RPI 51-100				RPI 101+			
RPI	S	Opponent	Score	RPI	S	Opponent	Score	RPI	S	Opponent	Score	RPI	S	Opponent	Score
1	H	Notre Dame	62 77	30	A	Texas	88 82	51	A	Auburn	78 69	111	A	Georgia	62 66
5	H	Stanford	85 95	33	H	Kentucky	71 73	54	H	LSU	74 65	114	A	Alabama	65 86
				36	H	Missouri	64 66	64	H	Belmont	84 76	141	N	UAB	73 69
				47	N	Clemson	78 66	73	H	Arkansas	79 80	171	A	Vanderbilt	82 65
								85	A	Oklahoma St.	76 63	177	H	UNC Asheville	73 46
												208	H	Florida	67 50
												235	H	Stetson	65 55
												246	H	ETSU	80 61
												289	H	Murray St.	98 77
												335	H	Presbyterian	97 49
												349	H	Florida A&M	96 31
LAST 12 Division I GAMES:															
141	N	UAB	73 69	114	A	Alabama	65 86								
171	A	Vanderbilt	82 65	111	A	Georgia	62 66								
208	H	Florida	67 50	33	H	Kentucky	71 73								
54	H	LSU	74 65	36	H	Missouri	64 66								
1	H	Notre Dame	62 77	51	A	Auburn	78 69								
73	H	Arkansas	79 80	64	H	Belmont	84 76								

Non-Div I Games:

Tennessee

■ Loss,
 ■ Non-Conf, S Site,
 ■ Home
 ■ Away
 N Neutral

Average RPI Win:	275	WON-LOST	WINNING	LAST 10	STRENGTH OF	OPP. STRENGTH	TEAM	ADJ.	CONF.	ADJ CONF.
Average RPI Loss:	154	RECORD	PCT. RANK	GAMES	SCHEDULE	OF SCHEDULE	RPI	RPI	RPI	RPI
DIV. I ONLY	3- 19	330	1- 0	136	207	290	290	22	22	
DIV. I NON-CONF.	0- 12	336	0- 0	130	114	321	321	20	20	
TOTALS	RPI 1-25	RPI 26-50	W-L RECORDS	RPI 51-100	RPI 101-150	RPI 150+				
3- 19	0- 1	0- 1	OVERALL	0- 3	0- 6	3- 8				
2- 5	0- 0	0- 0	HOME	0- 0	0- 4	2- 1				
1- 11	0- 1	0- 1	AWAY	0- 2	0- 1	1- 6				
0- 3	0- 0	0- 0	NEUTRAL	0- 1	0- 1	0- 1				
0- 12	0- 1	0- 1	NON-CONFERENCE	0- 2	0- 2	0- 6				
0- 1	0- 0	0- 0	HOME	0- 0	0- 1	0- 0				
0- 8	0- 1	0- 1	AWAY	0- 1	0- 0	0- 5				
0- 3	0- 0	0- 0	NEUTRAL	0- 1	0- 1	0- 1				
3- 7	0- 0	0- 0	CONFERENCE	0- 1	0- 4	3- 2				
2- 4	0- 0	0- 0	HOME	0- 0	0- 3	2- 1				
1- 3	0- 0	0- 0	AWAY	0- 1	0- 1	1- 1				
0- 0	0- 0	0- 0	NEUTRAL	0- 0	0- 0	0- 0				

RPI	S	Opponent	Score	RPI	S	Opponent	Score	RPI	S	Opponent	Score	RPI	S	Opponent	Score	Team's RPI: 290
3	A	Louisville	52 107	38	A	DePaul	73 95	64	A	Belmont	46 80	108	H	South Alabama	56 78	
								73	N	Arkansas	55 79	116	H	Morehead St.	62 85	
								91	A	Troy	67 92	123	N	Pittsburgh	56 78	
												132	H	UT Martin	61 73	
												142	A	Tennessee Tech	65 76	
												142	H	Tennessee Tech	59 69	
												171	A	Vanderbilt	63 89	
												178	N	Wisconsin	53 58	
												180	A	Ball St.	51 90	
												215	H	Southeast Mo. St.	62 59	
												223	H	Jacksonville St.	52 62	
												231	A	Marshall	59 80	
												282	A	Austin Peay	47 74	
												289	A	Murray St.	65 61	
												303	A	Alabama A&M	57 67	
												322	H	Eastern Ky.	60 38	
												325	A	Lipscomb	62 64	
LAST 12 Division I GAMES:																
215	H	Southeast Mo. St.	62 59	116	H	Morehead St.	62 85									
132	H	UT Martin	61 73	322	H	Eastern Ky.	60 38									
289	A	Murray St.	65 61	223	H	Jacksonville St.	52 62									
282	A	Austin Peay	47 74	142	H	Tennessee Tech	59 69									
64	A	Belmont	46 80	180	A	Ball St.	51 90									
142	A	Tennessee Tech	65 76	38	A	DePaul	73 95									

Non-Div I Games:

Tennessee St.

■ Loss,
■ Non-Conf,
■ S Site,
■ H Home
■ A Away
N Neutral

Average RPI Win:	249	WON-LOST	WINNING	LAST 10	STRENGTH OF	OPP. STRENGTH	TEAM	ADJ.	CONF.	ADJ CONF.
Average RPI Loss:	141	RECORD	PCT. RANK	GAMES	SCHEDULE	OF SCHEDULE	RPI	RPI	RPI	RPI
DIV. I ONLY	14- 5	59	1- 0	311	229	142	142	22	22	
DIV. I NON-CONF.	6- 3	91	0- 0	258	226	121	121	20	20	
TOTALS	RPI 1-25	RPI 26-50	W-L RECORDS	RPI 51-100	RPI 101-150	RPI 150+				
14- 5	0- 0	0- 0	OVERALL	2- 2	0- 1	12- 2				
7- 1	0- 0	0- 0	HOME	1- 0	0- 0	6- 1				
7- 3	0- 0	0- 0	AWAY	1- 1	0- 1	6- 1				
0- 1	0- 0	0- 0	NEUTRAL	0- 1	0- 0	0- 0				
6- 3	0- 0	0- 0	NON-CONFERENCE	1- 2	0- 0	5- 1				
3- 0	0- 0	0- 0	HOME	1- 0	0- 0	2- 0				
3- 2	0- 0	0- 0	AWAY	0- 1	0- 0	3- 1				
0- 1	0- 0	0- 0	NEUTRAL	0- 1	0- 0	0- 0				
8- 2	0- 0	0- 0	CONFERENCE	1- 0	0- 1	7- 1				
4- 1	0- 0	0- 0	HOME	0- 0	0- 0	4- 1				
4- 1	0- 0	0- 0	AWAY	1- 0	0- 1	3- 0				
0- 0	0- 0	0- 0	NEUTRAL	0- 0	0- 0	0- 0				

RPI 1-25			RPI 26-50			RPI 51-100			RPI 101+			Team's RPI: 142
RPI	S	Opponent	Score	RPI	S	Opponent	Score	RPI	S	Opponent	Score	
						58	H Middle Tenn.	68 64	116	A Morehead St.	56	77
						64	A Belmont	77 72	169	A Xavier	60	70
						67	N Old Dominion	73 80	177	H UNC Asheville	60	53
						73	A Arkansas	42 65	223	A Jacksonville St.	66	49
									236	H SIUE	79	55
									263	A Wichita St.	55	45
									279	H Eastern Ill.	99	88
									282	H Austin Peay	65	72
									289	H Murray St.	74	65
									290	A Tennessee St.	69	59
									290	H Tennessee St.	76	65
									322	A Eastern Ky.	81	68
									325	A Lipscomb	67	52
									329	A Charleston So.	77	55
									334	H Western Caro.	77	58
LAST 12 Division I GAMES:												
289	H	Murray St.	74 65	279	H	Eastern Ill.	99 88					
282	H	Austin Peay	65 72	236	H	SIUE	79 55					
322	A	Eastern Ky.	81 68	64	A	Belmont	77 72					
116	A	Morehead St.	56 77	290	A	Tennessee St.	69 59					
223	A	Jacksonville St.	66 49	325	A	Lipscomb	67 52					
290	H	Tennessee St.	76 65	177	H	UNC Asheville	60 53					

Non-Div I Games: Tenn. Wesleyan 100 58 Cumberland (TN) 88 55

Tennessee Tech

Loss, Non-Conf, S Site, H Home A Away N Neutral

Average RPI Win:	150	WON-LOST	WINNING	LAST 10	STRENGTH OF	OPP. STRENGTH	TEAM	ADJ.	CONF.	ADJ CONF.
Average RPI Loss:	39	RECORD	PCT. RANK	GAMES	SCHEDULE	OF SCHEDULE	RPI	RPI	RPI	RPI
DIV. I ONLY	18- 5	33	2- 0	50	52	30	30	3	3	
DIV. I NON-CONF.	10- 2	37	2- 0	126	163	58	58	3	3	
TOTALS	RPI 1-25	RPI 26-50	W-L RECORDS	RPI 51-100	RPI 101-150	RPI 150+				
18- 5	1- 2	1- 0	OVERALL	5- 3	5- 0	6- 0				
9- 4	0- 2	1- 0	HOME	2- 2	2- 0	4- 0				
6- 1	1- 0	0- 0	AWAY	1- 1	2- 0	2- 0				
3- 0	0- 0	0- 0	NEUTRAL	2- 0	1- 0	0- 0				
10- 2	0- 1	0- 0	NON-CONFERENCE	2- 1	2- 0	6- 0				
5- 2	0- 1	0- 0	HOME	0- 1	1- 0	4- 0				
2- 0	0- 0	0- 0	AWAY	0- 0	0- 0	2- 0				
3- 0	0- 0	0- 0	NEUTRAL	2- 0	1- 0	0- 0				
8- 3	1- 1	1- 0	CONFERENCE	3- 2	3- 0	0- 0				
4- 2	0- 1	1- 0	HOME	2- 1	1- 0	0- 0				
4- 1	1- 0	0- 0	AWAY	1- 1	2- 0	0- 0				
0- 0	0- 0	0- 0	NEUTRAL	0- 0	0- 0	0- 0				

RPI S	Opponent	Score	RPI S	Opponent	Score	Team's RPI: 30	RPI S	Opponent	Score	RPI S	Opponent	Score	RPI S	Opponent	Score
2	H Baylor	68 74	50	H TCU	73 67		57	N Michigan	69 52	139	N Fordham	72 54			
7	H Mississippi St.	49 67					59	A Kansas St.	69 87	143	A Texas Tech	78 71			
11	A Iowa St.	64 62					61	H Tennessee	82 88	147	A Oklahoma	76 67			
							62	N Quinnipiac	56 55	147	H Oklahoma	73 63			
							65	A West Virginia	70 58	149	H Duquesne	78 41			
							65	H West Virginia	58 64	176	A North Texas	64 54			
							85	H Oklahoma St.	60 51	209	A UTRGV	81 66			
							95	H Kansas	62 43	235	H Stetson	65 46			
										276	H UTSA	98 54			
										314	H McNeese	96 40			
										336	H Northwestern St.	104 66			
LAST 12 Division I GAMES:															
139	N Fordham	72 54	95	H Kansas	62 43										
57	N Michigan	69 52	50	H TCU	73 67										
2	H Baylor	68 74	59	A Kansas St.	69 87										
147	A Oklahoma	76 67	11	A Iowa St.	64 62										
65	H West Virginia	58 64	147	H Oklahoma	73 63										
143	A Texas Tech	78 71	65	A West Virginia	70 58										

Non-Div I Games:

Texas

Average RPI Win: 134		WON-LOST	WINNING	LAST 10	STRENGTH OF	OPP. STRENGTH	TEAM	ADJ.	CONF.	ADJ CONF.
Average RPI Loss: 37		RECORD	PCT. RANK	GAMES	SCHEDULE	OF SCHEDULE	RPI	RPI	RPI	RPI
DIV. I ONLY		18- 4	24	1- 0	44	54	18	18	5	5
DIV. I NON-CONF.		11- 2	31	0- 0	36	111	18	18	5	5
TOTALS		RPI 1-25	RPI 26-50		W-L RECORDS		RPI 51-100	RPI 101-150		RPI 150+
18- 4	0- 2	3- 0		OVERALL		4- 2	2- 0		9- 0	
10- 2	0- 1	2- 0		HOME		1- 1	1- 0		6- 0	
6- 2	0- 1	0- 0		AWAY		3- 1	1- 0		2- 0	
2- 0	0- 0	1- 0		NEUTRAL		0- 0	0- 0		1- 0	
11- 2	0- 1	2- 0		NON-CONFERENCE		3- 1	0- 0		6- 0	
7- 1	0- 0	1- 0		HOME		1- 1	0- 0		5- 0	
2- 1	0- 1	0- 0		AWAY		2- 0	0- 0		0- 0	
2- 0	0- 0	1- 0		NEUTRAL		0- 0	0- 0		1- 0	
7- 2	0- 1	1- 0		CONFERENCE		1- 1	2- 0		3- 0	
3- 1	0- 1	1- 0		HOME		0- 0	1- 0		1- 0	
4- 1	0- 0	0- 0		AWAY		1- 1	1- 0		2- 0	
0- 0	0- 0	0- 0		NEUTRAL		0- 0	0- 0		0- 0	

RPI S	Opponent	Score	RPI S	Opponent	Score	RPI S	Opponent	Score	RPI S	Opponent	Score
10	A Syracuse	65 75	31	N Oregon St.	76 70	51	A Auburn	69 67	111	A Georgia	76 66
16	H South Carolina	57 60	33	H Kentucky	73 71	52	H Southern California	71 51	114	H Alabama	70 43
			37	H Rice	65 54	54	A LSU	52 63	170	N UC Riverside	70 63
						69	H Lamar University	68 74	171	A Vanderbilt	50 43
						78	A Little Rock	61 40	171	H Vanderbilt	69 53
						94	A Houston	68 52	181	H Arkansas St.	97 56
									192	H Prairie View	70 57
									201	A Ole Miss	72 60
									209	H UTRGV	84 61
									217	H Jacksonville	73 53
									291	H Central Ark.	84 27
LAST 12 Division I GAMES:											
201	A Ole Miss	72 60	171	A Vanderbilt	50 43						
171	H Vanderbilt	69 53	54	A LSU	52 63						
33	H Kentucky	73 71	16	H South Carolina	57 60						
51	A Auburn	69 67	209	H UTRGV	84 61						
111	A Georgia	76 66	192	H Prairie View	70 57						
114	H Alabama	70 43	52	H Southern California	71 51						

Non-Div I Games:

Texas A&M

Texas Southern

Through Games Of Feb. 4, 2019

Average RPI Win:	286	WON-LOST	WINNING	LAST 10	STRENGTH OF	OPP. STRENGTH	TEAM	ADJ.	CONF.	ADJ CONF.
Average RPI Loss:	153	RECORD	PCT. RANK	GAMES	SCHEDULE	OF SCHEDULE	RPI	RPI	RPI	RPI
DIV. I ONLY	7- 11	238	1- 0	261	322	234	234	29	29	
DIV. I NON-CONF.	2- 7	288	0- 0	48	284	173	173	26	26	
TOTALS	RPI 1-25	RPI 26-50	W-L RECORDS	RPI 51-100	RPI 101-150	RPI 150+				
7- 11	0- 1	0- 1	OVERALL	0- 1	0- 2	7- 6				
2- 2	0- 0	0- 0	HOME	0- 0	0- 0	2- 2				
5- 7	0- 1	0- 1	AWAY	0- 1	0- 2	5- 2				
0- 2	0- 0	0- 0	NEUTRAL	0- 0	0- 0	0- 2				
2- 7	0- 1	0- 1	NON-CONFERENCE	0- 1	0- 2	2- 2				
0- 0	0- 0	0- 0	HOME	0- 0	0- 0	0- 0				
2- 5	0- 1	0- 1	AWAY	0- 1	0- 2	2- 0				
0- 2	0- 0	0- 0	NEUTRAL	0- 0	0- 0	0- 2				
5- 4	0- 0	0- 0	CONFERENCE	0- 0	0- 0	5- 4				
2- 2	0- 0	0- 0	HOME	0- 0	0- 0	2- 2				
3- 2	0- 0	0- 0	AWAY	0- 0	0- 0	3- 2				
0- 0	0- 0	0- 0	NEUTRAL	0- 0	0- 0	0- 0				

RPI 1-25				RPI 26-50				RPI 51-100				RPI 101+ Team's RPI: 234			
RPI	S	Opponent	Score	RPI	S	Opponent	Score	RPI	S	Opponent	Score	RPI	S	Opponent	Score
24	A	Michigan St.	45 91	37	A	Rice	71 76	63	A	SFA	55 74	122	A	Tulane	56 62
												143	A	Texas Tech	55 75
												159	N	Abilene Christian	39 81
												174	A	Southern U.	61 63
												184	N	Nicholls St.	57 58
												192	A	Prairie View	52 44
												200	H	Grambling	67 75
												209	A	UTRGV	69 55
												226	H	Alabama St.	51 58
												298	A	Mississippi Val.	68 50
												303	H	Alabama A&M	53 45
												305	H	Jackson St.	76 67
												346	A	Ark.-Pine Bluff	59 58
												348	A	Savannah St.	65 41
												350	A	Alcorn	52 53
LAST 12 Division I GAMES:															
303	H	Alabama A&M	53 45	192	A	Prairie View	52 44								
226	H	Alabama St.	51 58	174	A	Southern U.	61 63								
298	A	Mississippi Val.	68 50	350	A	Alcorn	52 53								
346	A	Ark.-Pine Bluff	59 58	143	A	Texas Tech	55 75								
305	H	Jackson St.	76 67	63	A	SFA	55 74								
200	H	Grambling	67 75	209	A	UTRGV	69 55								

Non-Div I Games: Huston-Tillotson 72 36 Paul Quinn 83 54

Texas Southern

Loss, Non-Conf, S Site, H Home A Away N Neutral

Average RPI Win:	216	WON-LOST	WINNING	LAST 10	STRENGTH OF	OPP. STRENGTH	TEAM	ADJ.	CONF.	ADJ CONF.
Average RPI Loss:	118	RECORD	PCT. RANK	GAMES	SCHEDULE	OF SCHEDULE	RPI	RPI	RPI	RPI
DIV. I ONLY	7- 12	243	0- 1	113	130	175	175	12	12	
DIV. I NON-CONF.	3- 7	256	0- 1	83	124	178	178	15	15	
TOTALS	RPI 1-25	RPI 26-50	W-L RECORDS	RPI 51-100	RPI 101-150	RPI 150+				
7- 12	0- 0	0- 2	OVERALL	0- 3	0- 4	7- 3				
2- 5	0- 0	0- 0	HOME	0- 0	0- 2	2- 3				
5- 6	0- 0	0- 2	AWAY	0- 2	0- 2	5- 0				
0- 1	0- 0	0- 0	NEUTRAL	0- 1	0- 0	0- 0				
3- 7	0- 0	0- 2	NON-CONFERENCE	0- 2	0- 2	3- 1				
1- 2	0- 0	0- 0	HOME	0- 0	0- 1	1- 1				
2- 4	0- 0	0- 2	AWAY	0- 1	0- 1	2- 0				
0- 1	0- 0	0- 0	NEUTRAL	0- 1	0- 0	0- 0				
4- 5	0- 0	0- 0	CONFERENCE	0- 1	0- 2	4- 2				
1- 3	0- 0	0- 0	HOME	0- 0	0- 1	1- 2				
3- 2	0- 0	0- 0	AWAY	0- 1	0- 1	3- 0				
0- 0	0- 0	0- 0	NEUTRAL	0- 0	0- 0	0- 0				

RPI S	Opponent	Score	RPI S	Opponent	Score	RPI S	Opponent	Score	RPI S	Opponent	Score	Team's RPI: 175
36	A Missouri	50 69	53	N Saint Mary's (CA)	62 89	113	A UT Arlington	53 68	122	A Tulane	61 67	
39	A New Mexico	51 82	78	A Little Rock	47 62	138	H Appalachian St.	49 62	140	H Montana St.	59 67	
			85	A Oklahoma St.	55 66	152	A Georgia St.	69 60	152	H Georgia St.	34 57	
						181	A Arkansas St.	85 62	182	H Coastal Caro.	73 58	
						184	H Nicholls St.	72 67	185	H Oral Roberts	64 81	
						257	A A&M-Corpus Christi	60 53	276	A UTSA	68 60	
						277	A Ga. Southern	64 52	277	H Ga. Southern	55 65	
LAST 12 Division I GAMES:												
122	A Tulane	61 67	181	A Arkansas St.	85 62							
140	H Montana St.	59 67	78	A Little Rock	47 62							
184	H Nicholls St.	72 67	138	H Appalachian St.	49 62							
113	A UT Arlington	53 68	182	H Coastal Caro.	73 58							
277	H Ga. Southern	55 65	152	A Georgia St.	69 60							
152	H Georgia St.	34 57	277	A Ga. Southern	64 52							

Non-Div I Games: UNKNOWN 92 39 Tex. A&M Int'l 89 25

Texas St.

■ Loss,
 ■ Non-Conf,
 ■ S Site,
 ■ Home
 ■ A Away
 N Neutral

Average RPI Win:	210	WON-LOST	WINNING	LAST 10	STRENGTH OF	OPP. STRENGTH	TEAM	ADJ.	CONF.	ADJ CONF.
Average RPI Loss:	69	RECORD	PCT. RANK	GAMES	SCHEDULE	OF SCHEDULE	RPI	RPI	RPI	RPI
DIV. I ONLY	10- 11	178	0- 1	63	80	143	143	3	3	
DIV. I NON-CONF.	9- 2	43	0- 0	259	309	119	119	3	3	
TOTALS	RPI 1-25	RPI 26-50	W-L RECORDS	RPI 51-100	RPI 101-150	RPI 150+				
10- 11	0- 3	0- 2	OVERALL	2- 4	0- 1	8- 1				
9- 4	0- 1	0- 1	HOME	2- 2	0- 0	7- 0				
1- 7	0- 2	0- 1	AWAY	0- 2	0- 1	1- 1				
0- 0	0- 0	0- 0	NEUTRAL	0- 0	0- 0	0- 0				
9- 2	0- 0	0- 0	NON-CONFERENCE	1- 1	0- 0	8- 1				
8- 1	0- 0	0- 0	HOME	1- 1	0- 0	7- 0				
1- 1	0- 0	0- 0	AWAY	0- 0	0- 0	1- 1				
0- 0	0- 0	0- 0	NEUTRAL	0- 0	0- 0	0- 0				
1- 9	0- 3	0- 2	CONFERENCE	1- 3	0- 1	0- 0				
1- 3	0- 1	0- 1	HOME	1- 1	0- 0	0- 0				
0- 6	0- 2	0- 1	AWAY	0- 2	0- 1	0- 0				
0- 0	0- 0	0- 0	NEUTRAL	0- 0	0- 0	0- 0				

RPI 1-25				RPI 26-50				RPI 51-100				RPI 101+ Team's RPI: 143			
RPI	S	Opponent	Score	RPI	S	Opponent	Score	RPI	S	Opponent	Score	RPI	S	Opponent	Score
2	A	Baylor	37 96	30	H	Texas	71 78	59	H	Kansas St.	62 66	147	A	Oklahoma	61 66
2	H	Baylor	56 73	50	A	TCU	70 78	63	H	SFA	77 69	159	H	Abilene Christian	105 54
11	A	Iowa St.	66 105					65	A	West Virginia	65 68	174	H	Southern U.	76 58
								85	A	Oklahoma St.	57 65	208	A	Florida	67 72
								95	H	Kansas	69 66	223	H	Jacksonville St.	71 58
								96	H	Idaho	77 88	234	H	Texas Southern	75 55
												243	A	Nevada	86 67
												257	H	A&M-Corpus Christi	78 61
												310	H	La.-Monroe	86 42
												339	H	Houston Baptist	82 76
LAST 12 Division I GAMES:															
2	A	Baylor	37 96	85	A	Oklahoma St.	57 65								
11	A	Iowa St.	66 105	95	H	Kansas	69 66								
30	H	Texas	71 78	2	H	Baylor	56 73								
65	A	West Virginia	65 68	147	A	Oklahoma	61 66								
59	H	Kansas St.	62 66	159	H	Abilene Christian	105 54								
50	A	TCU	70 78	234	H	Texas Southern	75 55								

Non-Div I Games:

Texas Tech

■ Loss,
 ■ Non-Conf, S Site,
 ■ Home
 ■ Away
 N Neutral

Average RPI Win:	211	WON-LOST	WINNING	LAST 10	STRENGTH OF	OPP. STRENGTH	TEAM	ADJ.	CONF.	ADJ CONF.
Average RPI Loss:	77	RECORD	PCT. RANK	GAMES	SCHEDULE	OF SCHEDULE	RPI	RPI	RPI	RPI
DIV. I ONLY	13- 6	75	1- 0	148	114	82	82	7	7	
DIV. I NON-CONF.	8- 3	72	0- 0	168	162	72	72	8	8	
TOTALS	RPI 1-25	RPI 26-50	W-L RECORDS	RPI 51-100	RPI 101-150	RPI 150+				
13- 6	1- 1	0- 0	OVERALL	1- 3	1- 2	10- 0				
7- 2	1- 1	0- 0	HOME	0- 1	1- 0	5- 0				
6- 4	0- 0	0- 0	AWAY	1- 2	0- 2	5- 0				
0- 0	0- 0	0- 0	NEUTRAL	0- 0	0- 0	0- 0				
8- 3	0- 1	0- 0	NON-CONFERENCE	1- 1	1- 1	6- 0				
4- 1	0- 1	0- 0	HOME	0- 0	1- 0	3- 0				
4- 2	0- 0	0- 0	AWAY	1- 1	0- 1	3- 0				
0- 0	0- 0	0- 0	NEUTRAL	0- 0	0- 0	0- 0				
5- 3	1- 0	0- 0	CONFERENCE	0- 2	0- 1	4- 0				
3- 1	1- 0	0- 0	HOME	0- 1	0- 0	2- 0				
2- 2	0- 0	0- 0	AWAY	0- 1	0- 1	2- 0				
0- 0	0- 0	0- 0	NEUTRAL	0- 0	0- 0	0- 0				

RPI 1-25				RPI 26-50				RPI 51-100 Team's RPI: 82				RPI 101+			
RPI	S	Opponent	Score	RPI	S	Opponent	Score	RPI	S	Opponent	Score	RPI	S	Opponent	Score
1	H	Notre Dame	56 72					55	A	Miami (OH)	64 65	106	A	Dayton	49 70
21	H	Central Mich.	62 59					64	A	Belmont	78 69	146	A	Akron	64 70
								75	H	Kent St.	47 58	149	H	Duquesne	65 52
								76	A	Maine	59 73	165	H	Stony Brook	80 48
												180	H	Ball St.	65 58
												212	A	Memphis	58 48
												218	A	Bowling Green	79 65
												218	H	Bowling Green	76 56
												269	A	Cleveland St.	65 60
												284	A	Western Mich.	80 57
												294	A	Valparaiso	65 59
												330	H	Detroit Mercy	77 60
												333	H	Iona	84 38
LAST 12 Division I GAMES:															
218	H	Bowling Green	76 56	55	A	Miami (OH)	64 65								
146	A	Akron	64 70	180	H	Ball St.	65 58								
21	H	Central Mich.	62 59	330	H	Detroit Mercy	77 60								
218	A	Bowling Green	79 65	165	H	Stony Brook	80 48								
284	A	Western Mich.	80 57	1	H	Notre Dame	56 72								
75	H	Kent St.	47 58	269	A	Cleveland St.	65 60								

Non-Div I Games:

Toledo

Average RPI Win: 223	WON-LOST	WINNING	LAST 10	STRENGTH OF	OPP. STRENGTH	TEAM	ADJ.	CONF.	ADJ CONF.
Average RPI Loss: 114	RECORD	PCT. RANK	GAMES	SCHEDULE	OF SCHEDULE	RPI	RPI	RPI	RPI
DIV. I ONLY	12- 8	115	0- 1	194	135	119	119	10	10
DIV. I NON-CONF.	6- 5	143	0- 0	280	164	159	159	11	11

TOTALS	RPI 1-25	RPI 26-50	W-L RECORDS	RPI 51-100	RPI 101-150	RPI 150+			
12- 8	0- 1	0- 1	OVERALL	2- 2	0- 2	10- 2			
6- 1	0- 0	0- 0	HOME	1- 0	0- 1	5- 0			
6- 7	0- 1	0- 1	AWAY	1- 2	0- 1	5- 2			
0- 0	0- 0	0- 0	NEUTRAL	0- 0	0- 0	0- 0			
6- 5	0- 1	0- 0	NON-CONFERENCE	0- 2	0- 0	6- 2			
3- 0	0- 0	0- 0	HOME	0- 0	0- 0	3- 0			
3- 5	0- 1	0- 0	AWAY	0- 2	0- 0	3- 2			
0- 0	0- 0	0- 0	NEUTRAL	0- 0	0- 0	0- 0			
6- 3	0- 0	0- 1	CONFERENCE	2- 0	0- 2	4- 0			
3- 1	0- 0	0- 0	HOME	1- 0	0- 1	2- 0			
3- 2	0- 0	0- 1	AWAY	1- 0	0- 1	2- 0			
0- 0	0- 0	0- 0	NEUTRAL	0- 0	0- 0	0- 0			

RPI 1-25				RPI 26-50				RPI 51-100				RPI 101+ Team's RPI: 119			
RPI	S	Opponent	Score	RPI	S	Opponent	Score	RPI	S	Opponent	Score	RPI	S	Opponent	Score
10	A	Syracuse	55 98	42	A	James Madison	59 71	65	A	West Virginia	43 90	118	A	UNCW	73 77
								84	H	Northeastern	88 83	148	H	William & Mary	69 80
								86	A	Drexel	55 54	163	A	Delaware	56 48
								98	A	Wake Forest	53 60	187	A	George Washington	63 76
												198	H	Elon	59 58
												207	H	Massachusetts	78 53
												231	A	Marshall	76 69
												247	A	Mt. St. Mary's	78 87
												252	H	Hofstra	92 68
												280	A	Saint Joseph's	73 52
												286	H	La Salle	92 68
												293	A	Col. of Charleston	77 61
												297	H	Loyola Maryland	62 57
												302	A	UMBC	71 62
LAST 12 Division I GAMES:															
42	A	James Madison	59 71	84	H	Northeastern	88 83								
148	H	William & Mary	69 80	163	A	Delaware	56 48								
198	H	Elon	59 58	86	A	Drexel	55 54								
118	A	UNCW	73 77	231	A	Marshall	76 69								
293	A	Col. of Charleston	77 61	65	A	West Virginia	43 90								
252	H	Hofstra	92 68	280	A	Saint Joseph's	73 52								

Non-Div I Games:

Towson

■ Loss,
 ■ Non-Conf, S Site,
 ■ Home
 ■ Away
 N Neutral

Average RPI Win:	223	WON-LOST	WINNING	LAST 10	STRENGTH OF	OPP. STRENGTH	TEAM	ADJ.	CONF.	ADJ CONF.
Average RPI Loss:	85	RECORD	PCT. RANK	GAMES	SCHEDULE	OF SCHEDULE	RPI	RPI	RPI	RPI
DIV. I ONLY	15- 4	31	0- 1	253	151	91	91	12	12	
DIV. I NON-CONF.	8- 2	52	0- 0	300	153	114	114	15	15	
TOTALS	RPI 1-25	RPI 26-50	W-L RECORDS	RPI 51-100	RPI 101-150	RPI 150+				
15- 4	0- 1	0- 0	OVERALL	1- 1	1- 1	13- 1				
7- 1	0- 0	0- 0	HOME	1- 1	0- 0	6- 0				
6- 3	0- 1	0- 0	AWAY	0- 0	1- 1	5- 1				
2- 0	0- 0	0- 0	NEUTRAL	0- 0	0- 0	2- 0				
8- 2	0- 1	0- 0	NON-CONFERENCE	0- 1	0- 0	8- 0				
3- 1	0- 0	0- 0	HOME	0- 1	0- 0	3- 0				
3- 1	0- 1	0- 0	AWAY	0- 0	0- 0	3- 0				
2- 0	0- 0	0- 0	NEUTRAL	0- 0	0- 0	2- 0				
7- 2	0- 0	0- 0	CONFERENCE	1- 0	1- 1	5- 1				
4- 0	0- 0	0- 0	HOME	1- 0	0- 0	3- 0				
3- 2	0- 0	0- 0	AWAY	0- 0	1- 1	2- 1				
0- 0	0- 0	0- 0	NEUTRAL	0- 0	0- 0	0- 0				

RPI S	Opponent	Score	RPI S	Opponent	Score	RPI S	Opponent	Score	RPI S	Opponent	Score
23	A Florida St.	67 103				58	H Middle Tenn.	64 67	108	A South Alabama	77 80
						78	H Little Rock	71 66	138	A Appalachian St.	83 72
									152	A Georgia St.	80 84
									181	H Arkansas St.	87 79
									182	A Coastal Caro.	82 81
									201	A Ole Miss	71 54
									205	N Sam Houston St.	84 79
									223	A Jacksonville St.	89 63
									226	H Alabama St.	116 46
									237	H Louisiana	90 64
									246	A ETSU	84 66
									260	H Samford	72 52
									277	A Ga. Southern	97 81
									290	H Tennessee St.	92 67
									298	N Mississippi Val.	75 54
									310	H La.-Monroe	78 56
LAST 12 Division I GAMES:											
108	A South Alabama	77 80	78	H Little Rock	71 66						
237	H Louisiana	90 64	138	A Appalachian St.	83 72						
310	H La.-Monroe	78 56	182	A Coastal Caro.	82 81						
152	A Georgia St.	80 84	223	A Jacksonville St.	89 63						
277	A Ga. Southern	97 81	201	A Ole Miss	71 54						
181	H Arkansas St.	87 79	58	H Middle Tenn.	64 67						

Non-Div I Games: Talladega 91 70

Troy

T
u
l
a
n
e

Tulane				Through Games Of Feb. 4, 2019						
Average RPI Win:	194	WON-LOST	WINNING	LAST 10	STRENGTH OF	OPP. STRENGTH	TEAM	ADJ.	CONF.	ADJ CONF.
Average RPI Loss:	121	RECORD	PCT. RANK	GAMES	SCHEDULE	OF SCHEDULE	RPI	RPI	RPI	RPI
DIV. I ONLY		14- 7	88	1- 0	185	95	122	122	9	9
DIV. I NON-CONF.		10- 3	59	1- 0	210	62	90	90	9	9

TOTALS	RPI 1-25	RPI 26-50		W-L RECORDS		RPI 51-100	RPI 101-150		RPI 150+	
14- 7	1- 1	0- 1		OVERALL		1- 1	1- 1		11- 3	
7- 3	0- 1	0- 0		HOME		0- 1	1- 0		6- 1	
4- 3	0- 0	0- 0		AWAY		1- 0	0- 1		3- 2	
3- 1	1- 0	0- 1		NEUTRAL		0- 0	0- 0		2- 0	
10- 3	1- 0	0- 1		NON-CONFERENCE		1- 1	1- 1		7- 0	
6- 1	0- 0	0- 0		HOME		0- 1	1- 0		5- 0	
1- 1	0- 0	0- 0		AWAY		1- 0	0- 1		0- 0	
3- 1	1- 0	0- 1		NEUTRAL		0- 0	0- 0		2- 0	
4- 4	0- 1	0- 0		CONFERENCE		0- 0	0- 0		4- 3	
1- 2	0- 1	0- 0		HOME		0- 0	0- 0		1- 1	
3- 2	0- 0	0- 0		AWAY		0- 0	0- 0		3- 2	
0- 0	0- 0	0- 0		NEUTRAL		0- 0	0- 0		0- 0	

RPI 1-25				RPI 26-50				RPI 51-100				RPI 101+ Team's RPI: 122			
RPI	S	Opponent	Score	RPI	S	Opponent	Score	RPI	S	Opponent	Score	RPI	S	Opponent	Score
6	H	UConn	33 75	26	N	California	57 65	54	A	LSU	56 54	114	A	Alabama	58 69
21	N	Central Mich.	68 57					67	H	Old Dominion	48 56	135	H	Washington	63 51
												153	A	South Fla.	46 73
												175	H	Texas St.	67 61
												183	H	Southern Miss.	71 54
												184	H	Nicholls St.	71 46
												188	A	Temple	66 57
												202	A	SMU	61 43
												212	A	Memphis	62 61
												216	A	East Carolina	61 63
												216	H	East Carolina	68 57
												234	H	Texas Southern	62 56
												263	H	Wichita St.	44 62
												269	N	Cleveland St.	81 72
												288	H	Fla. Atlantic	88 45
												349	N	Florida A&M	78 34
LAST 12 Division I GAMES:															
175	H	Texas St.	67 61	202	A	SMU	61 43								
216	A	East Carolina	61 63	188	A	Temple	66 57								
212	A	Memphis	62 61	216	H	East Carolina	68 57								
263	H	Wichita St.	44 62	349	N	Florida A&M	78 34								
153	A	South Fla.	46 73	21	N	Central Mich.	68 57								
6	H	UConn	33 75	67	H	Old Dominion	48 56								

Non-Div I Games:

Tulane

Average RPI Win:	206	WON-LOST	WINNING	LAST 10	STRENGTH OF	OPP. STRENGTH	TEAM	ADJ.	CONF.	ADJ CONF.
Average RPI Loss:	98	RECORD	PCT. RANK	GAMES	SCHEDULE	OF SCHEDULE	RPI	RPI	RPI	RPI
DIV. I ONLY	9- 12	216	0- 1	86	98	162	162	9	9	
DIV. I NON-CONF.	6- 7	172	0- 1	81	80	131	131	9	9	
TOTALS	RPI 1-25	RPI 26-50	W-L RECORDS	RPI 51-100	RPI 101-150	RPI 150+				
9- 12	0- 2	0- 0	OVERALL	0- 7	1- 0	8- 3				
6- 4	0- 0	0- 0	HOME	0- 3	0- 0	6- 1				
2- 8	0- 2	0- 0	AWAY	0- 4	0- 0	2- 2				
1- 0	0- 0	0- 0	NEUTRAL	0- 0	1- 0	0- 0				
6- 7	0- 1	0- 0	NON-CONFERENCE	0- 5	1- 0	5- 1				
4- 2	0- 0	0- 0	HOME	0- 2	0- 0	4- 0				
1- 5	0- 1	0- 0	AWAY	0- 3	0- 0	1- 1				
1- 0	0- 0	0- 0	NEUTRAL	0- 0	1- 0	0- 0				
3- 5	0- 1	0- 0	CONFERENCE	0- 2	0- 0	3- 2				
2- 2	0- 0	0- 0	HOME	0- 1	0- 0	2- 1				
1- 3	0- 1	0- 0	AWAY	0- 1	0- 0	1- 1				
0- 0	0- 0	0- 0	NEUTRAL	0- 0	0- 0	0- 0				

RPI S	Opponent	Score	RPI S	Opponent	Score	RPI S	Opponent	Score	RPI S	Opponent	Score	Team's RPI: 162
14	A UCF	44 60				63	A SFA	34 76	114	N Alabama	80 73	
17	A Arizona St.	52 70				64	A Belmont	53 78	159	H Abilene Christian	75 63	
						73	H Arkansas	59 61	181	A Arkansas St.	60 73	
						78	H Little Rock	53 63	185	A Oral Roberts	76 68	
						87	H Cincinnati	50 70	188	H Temple	61 75	
						94	A Houston	44 76	196	H Saint Louis	86 75	
						100	A American	52 68	212	A Memphis	56 59	
									212	H Memphis	46 39	
									216	A East Carolina	75 55	
									235	H Stetson	55 54	
									263	H Wichita St.	63 49	
									278	H UTEP	66 45	
LAST 12 Division I GAMES:												
17	A Arizona St.	52 70	216	A East Carolina	75 55							
212	A Memphis	56 59	212	H Memphis	46 39							
188	H Temple	61 75	263	H Wichita St.	63 49							
94	A Houston	44 76	278	H UTEP	66 45							
87	H Cincinnati	50 70	73	H Arkansas	59 61							
14	A UCF	44 60	78	H Little Rock	53 63							

Non-Div I Games:

Tulsa

■ Loss,
■ Non-Conf,
■ S Site,
■ H Home
■ A Away
N Neutral

Average RPI Win:	248	WON-LOST	WINNING	LAST 10	STRENGTH OF	OPP. STRENGTH	TEAM	ADJ.	CONF.	ADJ CONF.
Average RPI Loss:	78	RECORD	PCT. RANK	GAMES	SCHEDULE	OF SCHEDULE	RPI	RPI	RPI	RPI
DIV. I ONLY	17- 4	26	0- 1	333	156	141	141	14	14	
DIV. I NON-CONF.	11- 1	13	0- 1	341	244	126	126	18	18	
TOTALS	RPI 1-25	RPI 26-50	W-L RECORDS	RPI 51-100	RPI 101-150	RPI 150+				
17- 4	0- 0	0- 1	OVERALL	1- 2	2- 0	14- 1				
7- 2	0- 0	0- 1	HOME	0- 0	1- 0	6- 1				
8- 1	0- 0	0- 0	AWAY	1- 1	0- 0	7- 0				
2- 1	0- 0	0- 0	NEUTRAL	0- 1	1- 0	1- 0				
11- 1	0- 0	0- 0	NON-CONFERENCE	1- 1	2- 0	8- 0				
5- 0	0- 0	0- 0	HOME	0- 0	1- 0	4- 0				
4- 0	0- 0	0- 0	AWAY	1- 0	0- 0	3- 0				
2- 1	0- 0	0- 0	NEUTRAL	0- 1	1- 0	1- 0				
6- 3	0- 0	0- 1	CONFERENCE	0- 1	0- 0	6- 1				
2- 2	0- 0	0- 1	HOME	0- 0	0- 0	2- 1				
4- 1	0- 0	0- 0	AWAY	0- 1	0- 0	4- 0				
0- 0	0- 0	0- 0	NEUTRAL	0- 0	0- 0	0- 0				

RPI S	Opponent	Score	RPI S	Opponent	Score	RPI S	Opponent	Score	RPI S	Opponent	Score	Team's RPI: 141
37	H Rice	43 55	58	A Middle Tenn.	44 60	138	H Appalachian St.	80 61				
			61	N Tennessee	69 73	147	N Oklahoma	89 84				
			89	A FGCU	62 60	157	H Louisiana Tech	68 73				
						176	H North Texas	70 60				
						183	H Southern Miss.	71 60				
						212	H Memphis	85 54				
						226	A Alabama St.	62 47				
						260	A Samford	66 41				
						276	A UTSA	59 42				
						278	A UTEP	74 48				
						288	A Fla. Atlantic	89 64				
						303	H Alabama A&M	82 47				
						314	H McNeese	91 48				
						315	N Coppin St.	86 61				
						316	A FIU	83 59				
						345	A Chicago St.	90 45				
						350	H Alcorn	80 53				
LAST 12 Division I GAMES:												
61	N Tennessee	69 73	183	H Southern Miss.	71 60							
58	A Middle Tenn.	44 60	157	H Louisiana Tech	68 73							
37	H Rice	43 55	316	A FIU	83 59							
176	H North Texas	70 60	288	A Fla. Atlantic	89 64							
276	A UTSA	59 42	89	A FGCU	62 60							
278	A UTEP	74 48	315	N Coppin St.	86 61							

Non-Div I Games: Ala.-Huntsville 83 58

UAB

Loss, Non-Conf, S Site, H Home A Away N Neutral

Average RPI Win:	204	WON-LOST	WINNING	LAST 10	STRENGTH OF	OPP. STRENGTH	TEAM	ADJ.	CONF.	ADJ CONF.
Average RPI Loss:	128	RECORD	PCT. RANK	GAMES	SCHEDULE	OF SCHEDULE	RPI	RPI	RPI	RPI
DIV. I ONLY	14- 6	68	0- 1	166	149	79	79	21	21	
DIV. I NON-CONF.	7- 5	132	0- 1	213	59	118	118	21	21	
TOTALS	RPI 1-25	RPI 26-50	W-L RECORDS	RPI 51-100	RPI 101-150	RPI 150+				
14- 6	0- 1	0- 0	OVERALL	1- 1	3- 2	10- 2				
7- 1	0- 0	0- 0	HOME	1- 1	1- 0	5- 0				
6- 5	0- 1	0- 0	AWAY	0- 0	2- 2	4- 2				
1- 0	0- 0	0- 0	NEUTRAL	0- 0	0- 0	1- 0				
7- 5	0- 1	0- 0	NON-CONFERENCE	1- 1	1- 2	5- 1				
3- 1	0- 0	0- 0	HOME	1- 1	0- 0	2- 0				
3- 4	0- 1	0- 0	AWAY	0- 0	1- 2	2- 1				
1- 0	0- 0	0- 0	NEUTRAL	0- 0	0- 0	1- 0				
7- 1	0- 0	0- 0	CONFERENCE	0- 0	2- 0	5- 1				
4- 0	0- 0	0- 0	HOME	0- 0	1- 0	3- 0				
3- 1	0- 0	0- 0	AWAY	0- 0	1- 0	2- 1				
0- 0	0- 0	0- 0	NEUTRAL	0- 0	0- 0	0- 0				

RPI 1-25			RPI 26-50			RPI 51-100			Team's RPI: 79	RPI 101+		
RPI	S	Opponent	Score	RPI	S	Opponent	Score	RPI	S	Opponent	Score	RPI
5	A	Stanford	43 71					53	H	Saint Mary's (CA)	76 74	112
								80	H	Pacific	80 83	A
										Loyola Marymount	53 60	
										Washington St.	75 62	
										CSUN	60 49	
										CSUN	70 54	
										Montana	56 62	
										UC Irvine	80 57	
										Portland St.	50 65	
										UC Riverside	67 59	
										San Francisco	70 68	
										Sacramento St.	109 60	
										Nevada	84 68	
										Long Beach St.	70 50	
										Cal St. Fullerton	75 39	
										Cal St. Fullerton	75 51	
										Southern Utah	68 45	
										Hawaii	60 65	
										Seattle U	76 59	
LAST 12 Division I GAMES:												
145	A	Montana	56 62	256	H	Cal St. Fullerton	75 51					
144	H	CSUN	70 54	262	A	Hawaii	60 65					
250	H	Long Beach St.	70 50	170	A	UC Riverside	67 59					
256	A	Cal St. Fullerton	75 39	53	H	Saint Mary's (CA)	76 74					
144	A	CSUN	60 49	224	A	San Francisco	70 68					
151	H	UC Irvine	80 57	341	H	Seattle U	76 59					

Non-Div I Games: Dominican (CA) 92 42

UC Davis

■ Loss,
 ■ Non-Conf,
 ■ S Site,
 ■ Home
 ■ Away
 N Neutral

Average RPI Win:	258	WON-LOST	WINNING	LAST 10	STRENGTH OF	OPP. STRENGTH	TEAM	ADJ.	CONF.	ADJ CONF.
Average RPI Loss:	126	RECORD	PCT. RANK	GAMES	SCHEDULE	OF SCHEDULE	RPI	RPI	RPI	RPI
DIV. I ONLY	13- 4	44	1- 0	336	233	151	151	21	21	
DIV. I NON-CONF.	9- 2	43	0- 0	313	254	148	148	21	21	
TOTALS	RPI 1-25	RPI 26-50	W-L RECORDS	RPI 51-100	RPI 101-150	RPI 150+				
13- 4	0- 1	0- 0	OVERALL	0- 1	1- 0	12- 2				
7- 1	0- 0	0- 0	HOME	0- 0	1- 0	6- 1				
4- 3	0- 1	0- 0	AWAY	0- 1	0- 0	4- 1				
2- 0	0- 0	0- 0	NEUTRAL	0- 0	0- 0	2- 0				
9- 2	0- 1	0- 0	NON-CONFERENCE	0- 0	0- 0	9- 1				
4- 1	0- 0	0- 0	HOME	0- 0	0- 0	4- 1				
3- 1	0- 1	0- 0	AWAY	0- 0	0- 0	3- 0				
2- 0	0- 0	0- 0	NEUTRAL	0- 0	0- 0	2- 0				
4- 2	0- 0	0- 0	CONFERENCE	0- 1	1- 0	3- 1				
3- 0	0- 0	0- 0	HOME	0- 0	1- 0	2- 0				
1- 2	0- 0	0- 0	AWAY	0- 1	0- 0	1- 1				
0- 0	0- 0	0- 0	NEUTRAL	0- 0	0- 0	0- 0				

RPI 1-25				RPI 26-50				RPI 51-100				RPI 101+ Team's RPI: 151			
RPI	S	Opponent	Score	RPI	S	Opponent	Score	RPI	S	Opponent	Score	RPI	S	Opponent	Score
4	A	Oregon	69 115					79	A	UC Davis	57 80	144	H	CSUN	65 61
												163	A	Portland St.	73 68
												166	A	Portland	84 69
												170	A	UC Riverside	72 88
												173	N	Indiana St.	77 61
												211	H	UNLV	57 55
												251	H	San Diego St.	70 78
												258	H	Southern Utah	75 58
												274	H	CSU Bakersfield	85 78
												306	H	UC Santa Barbara	74 68
												323	A	Cal Poly	75 59
												323	H	Cal Poly	73 57
												327	A	San Jose St.	74 66
												341	H	Seattle U	65 60
												351	N	LIU Brooklyn	84 71
LAST 12 Division I GAMES:															
306	H	UC Santa Barbara	74 68	341	H	Seattle U	65 60								
323	H	Cal Poly	73 57	4	A	Oregon	69 115								
79	A	UC Davis	57 80	163	A	Portland St.	73 68								
170	A	UC Riverside	72 88	166	A	Portland	84 69								
144	H	CSUN	65 61	251	H	San Diego St.	70 78								
323	A	Cal Poly	75 59	327	A	San Jose St.	74 66								

Non-Div I Games: LIFE Pacific 105 31

UC Irvine

■ Loss,
■ Non-Conf,
■ S Site,
■ Home
■ A Away
N Neutral

UC Riverside

Through Games Of Feb. 4, 2019

Average RPI Win:	235	WON-LOST	WINNING	LAST 10	STRENGTH OF	OPP. STRENGTH	TEAM	ADJ.	CONF.	ADJ CONF.
Average RPI Loss:	128	RECORD	PCT. RANK	GAMES	SCHEDULE	OF SCHEDULE	RPI	RPI	RPI	RPI
DIV. I ONLY	10- 11	178	1- 0	169	172	170	170	21	21	
DIV. I NON-CONF.	6- 8	199	1- 0	135	160	163	163	21	21	
TOTALS	RPI 1-25	RPI 26-50	W-L RECORDS	RPI 51-100	RPI 101-150	RPI 150+				
10- 11	0- 2	0- 1	OVERALL	0- 3	0- 1	10- 4				
5- 2	0- 0	0- 0	HOME	0- 1	0- 0	5- 1				
4- 6	0- 0	0- 1	AWAY	0- 2	0- 1	4- 2				
1- 3	0- 2	0- 0	NEUTRAL	0- 0	0- 0	1- 1				
6- 8	0- 2	0- 1	NON-CONFERENCE	0- 2	0- 0	6- 3				
3- 0	0- 0	0- 0	HOME	0- 0	0- 0	3- 0				
2- 5	0- 0	0- 1	AWAY	0- 2	0- 0	2- 2				
1- 3	0- 2	0- 0	NEUTRAL	0- 0	0- 0	1- 1				
4- 3	0- 0	0- 0	CONFERENCE	0- 1	0- 1	4- 1				
2- 2	0- 0	0- 0	HOME	0- 1	0- 0	2- 1				
2- 1	0- 0	0- 0	AWAY	0- 0	0- 1	2- 0				
0- 0	0- 0	0- 0	NEUTRAL	0- 0	0- 0	0- 0				

RPI 1-25				RPI 26-50				RPI 51-100				RPI 101+ Team's RPI: 170			
RPI	S	Opponent	Score	RPI	S	Opponent	Score	RPI	S	Opponent	Score	RPI	S	Opponent	Score
4	N	Oregon	44 94	31	A	BYU	70 72	52	A	Southern California	55 73	144	A	CSUN	56 69
18	N	Texas A&M	63 70					79	H	UC Davis	59 67	151	H	UC Irvine	88 72
								85	A	Oklahoma St.	51 76	160	H	New Mexico St.	65 64
												182	H	Coastal Caro.	62 43
												193	N	Milwaukee	54 56
												197	N	Eastern Wash.	57 45
												250	A	Long Beach St.	73 59
												250	H	Long Beach St.	45 63
												258	H	Southern Utah	56 50
												262	A	Hawaii	60 55
												268	A	Utah Valley	53 56
												274	A	CSU Bakersfield	79 67
												287	A	California Baptist	57 65
												306	H	UC Santa Barbara	73 60
												308	A	Weber St.	71 39
LAST 12 Division I GAMES:															
258	H	Southern Utah	56 50	250	H	Long Beach St.	45 63								
306	H	UC Santa Barbara	73 60	79	H	UC Davis	59 67								
262	A	Hawaii	60 55	274	A	CSU Bakersfield	79 67								
250	A	Long Beach St.	73 59	160	H	New Mexico St.	65 64								
144	A	CSUN	56 69	268	A	Utah Valley	53 56								
151	H	UC Irvine	88 72	308	A	Weber St.	71 39								

Non-Div I Games:

UC Riverside

■ Loss,
■ Non-Conf,
■ S Site,
■ Home
■ A Away
N Neutral

Average RPI Win:	267	WON-LOST	WINNING	LAST 10	STRENGTH OF	OPP. STRENGTH	TEAM	ADJ.	CONF.	ADJ CONF.
Average RPI Loss:	177	RECORD	PCT. RANK	GAMES	SCHEDULE	OF SCHEDULE	RPI	RPI	RPI	RPI
DIV. I ONLY	4- 16	314	1- 0	220	248	306	306	21	21	
DIV. I NON-CONF.	3- 10	278	1- 0	188	236	281	281	21	21	
TOTALS	RPI 1-25	RPI 26-50	W-L RECORDS	RPI 51-100	RPI 101-150	RPI 150+				
4- 16	0- 0	0- 1	OVERALL	0- 3	0- 2	4- 10				
2- 7	0- 0	0- 0	HOME	0- 1	0- 1	2- 5				
1- 9	0- 0	0- 1	AWAY	0- 2	0- 1	1- 5				
1- 0	0- 0	0- 0	NEUTRAL	0- 0	0- 0	1- 0				
3- 10	0- 0	0- 1	NON-CONFERENCE	0- 3	0- 1	3- 5				
1- 5	0- 0	0- 0	HOME	0- 1	0- 1	1- 3				
1- 5	0- 0	0- 1	AWAY	0- 2	0- 0	1- 2				
1- 0	0- 0	0- 0	NEUTRAL	0- 0	0- 0	1- 0				
1- 6	0- 0	0- 0	CONFERENCE	0- 0	0- 1	1- 5				
1- 2	0- 0	0- 0	HOME	0- 0	0- 0	1- 2				
0- 4	0- 0	0- 0	AWAY	0- 0	0- 1	0- 3				
0- 0	0- 0	0- 0	NEUTRAL	0- 0	0- 0	0- 0				

RPI S	Opponent	Score	RPI S	Opponent	Score	RPI S	Opponent	Score	RPI S	Opponent	Score	Team's RPI: 306
26	A California	45 69	52	A Southern California	39 82	112	H Loyola Marymount	57 70	144	A CSUN	65 73	
			53	H Saint Mary's (CA)	55 80	151	A UC Irvine	68 74	160	H New Mexico St.	73 81	
			80	A Pacific	53 69	170	A UC Riverside	60 73	211	A UNLV	51 69	
						225	N Dartmouth	62 56	250	H Long Beach St.	60 54	
						251	A San Diego St.	63 58	256	H Cal St. Fullerton	52 59	
						262	H Hawaii	35 47	268	A Utah Valley	54 63	
						274	H CSU Bakersfield	48 56	287	H California Baptist	64 76	
						323	A Cal Poly	67 75	340	H Grand Canyon	66 55	
LAST 12 Division I GAMES:												
225	N Dartmouth	62 56	323	A Cal Poly	67 75							
170	A UC Riverside	60 73	144	A CSUN	65 73							
151	A UC Irvine	68 74	160	H New Mexico St.	73 81							
262	H Hawaii	35 47	251	A San Diego St.	63 58							
256	H Cal St. Fullerton	52 59	287	H California Baptist	64 76							
250	H Long Beach St.	60 54	26	A California	45 69							

Non-Div I Games:

UC Santa Barbara

■ Loss,
 ■ Non-Conf,
 ■ S Site,
 ■ H Home
 ■ A Away
 N Neutral

Average RPI Win:	153	WON-LOST	WINNING	LAST 10	STRENGTH OF	OPP. STRENGTH	TEAM	ADJ.	CONF.	ADJ CONF.
Average RPI Loss:	12	RECORD	PCT. RANK	GAMES	SCHEDULE	OF SCHEDULE	RPI	RPI	RPI	RPI
DIV. I ONLY	19- 3	12	1- 0	57	69	14	14	9	9	
DIV. I NON-CONF.	11- 2	31	0- 0	49	36	14	14	9	9	
TOTALS	RPI 1-25	RPI 26-50	W-L RECORDS	RPI 51-100	RPI 101-150	RPI 150+				
19- 3	0- 3	1- 0	OVERALL	4- 0	3- 0	11- 0				
9- 0	0- 0	1- 0	HOME	3- 0	1- 0	4- 0				
9- 2	0- 2	0- 0	AWAY	1- 0	2- 0	6- 0				
1- 1	0- 1	0- 0	NEUTRAL	0- 0	0- 0	1- 0				
11- 2	0- 2	1- 0	NON-CONFERENCE	2- 0	3- 0	5- 0				
4- 0	0- 0	1- 0	HOME	1- 0	1- 0	1- 0				
6- 1	0- 1	0- 0	AWAY	1- 0	2- 0	3- 0				
1- 1	0- 1	0- 0	NEUTRAL	0- 0	0- 0	1- 0				
8- 1	0- 1	0- 0	CONFERENCE	2- 0	0- 0	6- 0				
5- 0	0- 0	0- 0	HOME	2- 0	0- 0	3- 0				
3- 1	0- 1	0- 0	AWAY	0- 0	0- 0	3- 0				
0- 0	0- 0	0- 0	NEUTRAL	0- 0	0- 0	0- 0				

RPI	S	Opponent	Score	RPI	S	Opponent	Score	RPI	S	Opponent	Score	RPI	S	Opponent	Score
6	A	UConn	57 93	43	H	Villanova	71 56	62	A	Quinnipiac	47 45	123	A	Pittsburgh	61 58
10	N	Syracuse	52 57					80	H	Pacific	64 57	130	H	Chattanooga	75 37
21	A	Central Mich.	68 75					87	H	Cincinnati	56 55	149	A	Duquesne	71 63
								94	H	Houston	58 56	153	A	South Fla.	62 49
												153	H	South Fla.	66 63
												155	A	Mercer	76 42
												162	H	Tulsa	60 44
												163	A	Delaware	71 60
												202	H	SMU	55 43
												212	A	Memphis	68 55
												216	A	East Carolina	61 58
												229	N	Liberty	53 45
												235	A	Stetson	78 55
												259	H	Richmond	70 48
LAST 12 Division I GAMES:															
153	H	South Fla.	66 63	87	H	Cincinnati	56 55	153	A	South Fla.	62 49	212	A	Memphis	68 55
94	H	Houston	58 56	62	A	Quinnipiac	47 45	10	N	Syracuse	52 57	229	N	Liberty	53 45
6	A	UConn	57 93												
216	A	East Carolina	61 58												
202	H	SMU	55 43												
162	H	Tulsa	60 44												

Non-Div I Games:

UCF

Average RPI Win:	119	WON-LOST	WINNING	LAST 10	STRENGTH OF	OPP. STRENGTH	TEAM	ADJ.	CONF.	ADJ CONF.
Average RPI Loss:	50	RECORD	PCT. RANK	GAMES	SCHEDULE	OF SCHEDULE	RPI	RPI	RPI	RPI
DIV. I ONLY	13- 9	122	1- 0	20	12	49	49	2	2	
DIV. I NON-CONF.	7- 5	132	0- 0	55	53	98	98	2	2	
TOTALS	RPI 1-25	RPI 26-50	W-L RECORDS	RPI 51-100	RPI 101-150	RPI 150+				
13- 9	1- 3	2- 3	OVERALL	3- 1	5- 1	2- 1				
8- 4	0- 1	1- 2	HOME	1- 1	5- 0	1- 0				
5- 2	1- 1	1- 0	AWAY	2- 0	0- 1	1- 0				
0- 3	0- 1	0- 1	NEUTRAL	0- 0	0- 0	0- 1				
7- 5	0- 1	1- 2	NON-CONFERENCE	1- 0	3- 1	2- 1				
6- 1	0- 0	1- 1	HOME	1- 0	3- 0	1- 0				
1- 1	0- 0	0- 0	AWAY	0- 0	0- 1	1- 0				
0- 3	0- 1	0- 1	NEUTRAL	0- 0	0- 0	0- 1				
6- 4	1- 2	1- 1	CONFERENCE	2- 1	2- 0	0- 0				
2- 3	0- 1	0- 1	HOME	0- 1	2- 0	0- 0				
4- 1	1- 1	1- 0	AWAY	2- 0	0- 0	0- 0				
0- 0	0- 0	0- 0	NEUTRAL	0- 0	0- 0	0- 0				

RPI 1-25				RPI 26-50				Team's RPI: 49				RPI 51-100				RPI 101+			
RPI	S	Opponent	Score	RPI	S	Opponent	Score	RPI	S	Opponent	Score	RPI	S	Opponent	Score	RPI	S	Opponent	Score
4	H	Oregon	52 72	26	A	California	84 79	52	A	Southern California	72 65	107	H	Seton Hall	78 62				
5	A	Stanford	80 86	31	H	Oregon St.	73 83	52	H	Southern California	67 72	111	H	Georgia	80 69				
17	A	Arizona St.	61 59	33	N	Kentucky	74 75	70	A	Arizona	98 93	112	A	Loyola Marymount	63 69				
22	N	North Carolina	49 83	34	H	Indiana	65 67	85	H	Oklahoma St.	71 59	124	H	Washington St.	83 56				
				37	H	Rice	59 50					128	H	Fresno St.	89 80				
												135	H	Washington	76 60				
												153	N	South Fla.	56 60				
												323	H	Cal Poly	81 35				
												331	A	UIC	78 47				
LAST 12 Division I GAMES:																			
135	H	Washington	76 60	31	H	Oregon St.	73 83												
124	H	Washington St.	83 56	5	A	Stanford	80 86												
70	A	Arizona	98 93	26	A	California	84 79												
17	A	Arizona St.	61 59	52	A	Southern California	72 65												
52	H	Southern California	67 72	323	H	Cal Poly	81 35												
4	H	Oregon	52 72	331	A	UIC	78 47												

Non-Div I Games:

UCLA

■ Loss,
■ Non-Conf, S Site,
■ Home
■ Away
N Neutral

Average RPI Win:	111	WON-LOST	WINNING	LAST 10	STRENGTH OF	OPP. STRENGTH	TEAM	ADJ.	CONF.	ADJ CONF.
Average RPI Loss:	3	RECORD	PCT. RANK	GAMES	SCHEDULE	OF SCHEDULE	RPI	RPI	RPI	RPI
DIV. I ONLY	19- 2	9	1- 0	31	3	6	6	9	9	
DIV. I NON-CONF.	11- 2	31	0- 0	30	1	8	8	9	9	
TOTALS	RPI 1-25	RPI 26-50	W-L RECORDS	RPI 51-100	RPI 101-150	RPI 150+				
19- 2	2- 2	3- 0	OVERALL	3- 0	5- 0	6- 0				
7- 0	1- 0	1- 0	HOME	1- 0	2- 0	2- 0				
8- 2	1- 2	1- 0	AWAY	2- 0	2- 0	2- 0				
4- 0	0- 0	1- 0	NEUTRAL	0- 0	1- 0	2- 0				
11- 2	1- 2	3- 0	NON-CONFERENCE	0- 0	4- 0	3- 0				
3- 0	0- 0	1- 0	HOME	0- 0	2- 0	0- 0				
4- 2	1- 2	1- 0	AWAY	0- 0	1- 0	1- 0				
4- 0	0- 0	1- 0	NEUTRAL	0- 0	1- 0	2- 0				
8- 0	1- 0	0- 0	CONFERENCE	3- 0	1- 0	3- 0				
4- 0	1- 0	0- 0	HOME	1- 0	0- 0	2- 0				
4- 0	0- 0	0- 0	AWAY	2- 0	1- 0	1- 0				
0- 0	0- 0	0- 0	NEUTRAL	0- 0	0- 0	0- 0				

RPI	S	Opponent	Score	RPI	S	Opponent	Score	RPI	S	Opponent	Score	RPI	S	Opponent	Score
1	A	Notre Dame	89 71	26	A	California	76 66	87	A	Cincinnati	65 55	107	H	Seton Hall	99 61
2	A	Baylor	57 68	38	H	DePaul	99 63	87	H	Cincinnati	82 38	110	H	Ohio St.	85 53
3	A	Louisville	69 78	44	N	Purdue	86 40	94	A	Houston	81 61	122	A	Tulane	75 33
14	H	UCF	93 57									127	N	St. John's (NY)	65 55
												147	A	Oklahoma	72 63
												153	H	South Fla.	63 46
												171	N	Vanderbilt	80 42
												188	A	Temple	88 67
												196	A	Saint Louis	98 42
												201	N	Ole Miss	90 50
												202	H	SMU	79 39
LAST 12 Division I GAMES:															
87	A	Cincinnati	65 55	153	H	South Fla.	63 46	87	H	Cincinnati	82 38				
3	A	Louisville	69 78	94	A	Houston	81 61	2	A	Baylor	57 68				
14	H	UCF	93 57	26	A	California	76 66								
202	H	SMU	79 39	147	A	Oklahoma	72 63								
188	A	Temple	88 67												
122	A	Tulane	75 33												

Non-Div I Games:

UConn

■ Loss,
■ Non-Conf, S Site,
■ Home
■ Away
N Neutral

Average RPI Win:	312	WON-LOST	WINNING	LAST 10	STRENGTH OF	OPP. STRENGTH	TEAM	ADJ.	CONF.	ADJ CONF.
Average RPI Loss:	172	RECORD	PCT. RANK	GAMES	SCHEDULE	OF SCHEDULE	RPI	RPI	RPI	RPI
DIV. I ONLY	3- 19	330	0- 1	254	211	331	331	20	20	
DIV. I NON-CONF.	2- 9	297	0- 0	240	220	309	309	17	17	
TOTALS	RPI 1-25	RPI 26-50	W-L RECORDS	RPI 51-100	RPI 101-150	RPI 150+				
3- 19	0- 1	0- 1	OVERALL	0- 5	0- 2	3- 10				
2- 6	0- 0	0- 1	HOME	0- 2	0- 0	2- 3				
1- 11	0- 1	0- 0	AWAY	0- 3	0- 2	1- 5				
0- 2	0- 0	0- 0	NEUTRAL	0- 0	0- 0	0- 2				
2- 9	0- 1	0- 1	NON-CONFERENCE	0- 2	0- 0	2- 5				
1- 3	0- 0	0- 1	HOME	0- 1	0- 0	1- 1				
1- 4	0- 1	0- 0	AWAY	0- 1	0- 0	1- 2				
0- 2	0- 0	0- 0	NEUTRAL	0- 0	0- 0	0- 2				
1- 10	0- 0	0- 0	CONFERENCE	0- 3	0- 2	1- 5				
1- 3	0- 0	0- 0	HOME	0- 1	0- 0	1- 2				
0- 7	0- 0	0- 0	AWAY	0- 2	0- 2	0- 3				
0- 0	0- 0	0- 0	NEUTRAL	0- 0	0- 0	0- 0				

RPI	S	Opponent	Score	RPI	S	Opponent	Score	RPI	S	Opponent	Score	RPI	S	Opponent	Score	Team's RPI: 331
8	A	Marquette	32 96	49	H	UCLA	47 78	55	H	Miami (OH)	56 65	126	A	Youngstown St.	29 81	
								72	A	Green Bay	32 62	134	A	IUPUI	43 71	
								83	A	Wright St.	47 72	173	A	Indiana St.	53 60	
								83	H	Wright St.	46 79	191	A	Eastern Mich.	38 52	
								88	A	Northwestern	44 87	193	A	Milwaukee	53 72	
												227	H	Loyola Chicago	60 75	
												269	A	Cleveland St.	53 71	
												281	A	Northern Ky.	44 78	
												281	H	Northern Ky.	49 67	
												294	H	Valparaiso	75 65	
												304	H	Oakland	69 65	
												305	N	Jackson St.	57 72	
												317	N	Fairfield	60 68	
												330	H	Detroit Mercy	36 42	
												338	A	Evansville	62 54	
LAST 12 Division I GAMES:																
281	A	Northern Ky.	44 78	304	H	Oakland	69 65									
83	A	Wright St.	47 72	269	A	Cleveland St.	53 71									
193	A	Milwaukee	53 72	126	A	Youngstown St.	29 81									
72	A	Green Bay	32 62	83	H	Wright St.	46 79									
134	A	IUPUI	43 71	281	H	Northern Ky.	49 67									
330	H	Detroit Mercy	36 42	305	N	Jackson St.	57 72									

Non-Div I Games:

UIC

■ Loss,
 ■ Non-Conf,
 S Site,
 ■ Home
 ■ Away
 N Neutral

Average RPI Win:	303	WON-LOST	WINNING	LAST 10	STRENGTH OF	OPP. STRENGTH	TEAM	ADJ.	CONF.	ADJ CONF.
Average RPI Loss:	178	RECORD	PCT. RANK	GAMES	SCHEDULE	OF SCHEDULE	RPI	RPI	RPI	RPI
DIV. I ONLY	5- 13	289	0- 1	299	234	302	302	23	23	
DIV. I NON-CONF.	4- 6	212	0- 0	301	228	272	272	25	25	
TOTALS	RPI 1-25	RPI 26-50	W-L RECORDS	RPI 51-100	RPI 101-150	RPI 150+				
5- 13	0- 1	0- 0	OVERALL	0- 3	0- 1	5- 8				
1- 7	0- 0	0- 0	HOME	0- 1	0- 1	1- 5				
2- 6	0- 1	0- 0	AWAY	0- 2	0- 0	2- 3				
2- 0	0- 0	0- 0	NEUTRAL	0- 0	0- 0	2- 0				
4- 6	0- 1	0- 0	NON-CONFERENCE	0- 1	0- 1	4- 3				
0- 4	0- 0	0- 0	HOME	0- 0	0- 1	0- 3				
2- 2	0- 1	0- 0	AWAY	0- 1	0- 0	2- 0				
2- 0	0- 0	0- 0	NEUTRAL	0- 0	0- 0	2- 0				
1- 7	0- 0	0- 0	CONFERENCE	0- 2	0- 0	1- 5				
1- 3	0- 0	0- 0	HOME	0- 1	0- 0	1- 2				
0- 4	0- 0	0- 0	AWAY	0- 1	0- 0	0- 3				
0- 0	0- 0	0- 0	NEUTRAL	0- 0	0- 0	0- 0				

RPI 1-25				RPI 26-50				RPI 51-100				RPI 101+ Team's RPI: 302			
RPI	S	Opponent	Score	RPI	S	Opponent	Score	RPI	S	Opponent	Score	RPI	S	Opponent	Score
20	A	Maryland	61 92					76	A	Maine	44 84	119	H	Towson	62 71
								97	H	Hartford	52 66	165	A	Stony Brook	44 57
								100	A	American	42 64	179	H	UMES	67 73
												239	A	Albany (NY)	44 64
												245	A	Binghamton	45 67
												247	H	Mt. St. Mary's	52 65
												252	H	Hofstra	42 45
												273	H	Vermont	44 58
												276	N	UTSA	72 58
												295	N	Kennesaw St.	57 53
												301	A	Morgan St.	73 68
												307	H	UMass Lowell	55 67
												315	A	Coppin St.	57 52
												328	H	New Hampshire	64 62
LAST 12 Division I GAMES:															
165	A	Stony Brook	44 57	97	H	Hartford	52 66								
328	H	New Hampshire	64 62	76	A	Maine	44 84								
273	H	Vermont	44 58	179	H	UMES	67 73								
239	A	Albany (NY)	44 64	301	A	Morgan St.	73 68								
245	A	Binghamton	45 67	252	H	Hofstra	42 45								
307	H	UMass Lowell	55 67	247	H	Mt. St. Mary's	52 65								

Non-Div I Games: Notre Dame (MD) 81 43 Eastern 81 42 Gettysburg 65 51

UMBC

Loss, Non-Conf, S Site, H Home A Away N Neutral

Average RPI Win:	287	WON-LOST	WINNING	LAST 10	STRENGTH OF	OPP. STRENGTH	TEAM	ADJ.	CONF.	ADJ CONF.
Average RPI Loss:	151	RECORD	PCT. RANK	GAMES	SCHEDULE	OF SCHEDULE	RPI	RPI	RPI	RPI
DIV. I ONLY	11- 10	155	1- 0	257	321	179	179	32	32	
DIV. I NON-CONF.	2- 9	297	0- 0	201	95	247	247	32	32	
TOTALS	RPI 1-25	RPI 26-50	W-L RECORDS	RPI 51-100	RPI 101-150	RPI 150+				
11- 10	0- 2	0- 1	OVERALL	0- 2	0- 0	11- 5				
4- 2	0- 1	0- 0	HOME	0- 0	0- 0	4- 1				
7- 8	0- 1	0- 1	AWAY	0- 2	0- 0	7- 4				
0- 0	0- 0	0- 0	NEUTRAL	0- 0	0- 0	0- 0				
2- 9	0- 2	0- 1	NON-CONFERENCE	0- 2	0- 0	2- 4				
0- 1	0- 1	0- 0	HOME	0- 0	0- 0	0- 0				
2- 8	0- 1	0- 1	AWAY	0- 2	0- 0	2- 4				
0- 0	0- 0	0- 0	NEUTRAL	0- 0	0- 0	0- 0				
9- 1	0- 0	0- 0	CONFERENCE	0- 0	0- 0	9- 1				
4- 1	0- 0	0- 0	HOME	0- 0	0- 0	4- 1				
5- 0	0- 0	0- 0	AWAY	0- 0	0- 0	5- 0				
0- 0	0- 0	0- 0	NEUTRAL	0- 0	0- 0	0- 0				

RPI 1-25				RPI 26-50				RPI 51-100				RPI 101+ Team's RPI: 179			
RPI	S	Opponent	Score	RPI	S	Opponent	Score	RPI	S	Opponent	Score	RPI	S	Opponent	Score
10	A	Syracuse	51 96	27	A	Miami (FL)	53 71	92	A	Georgetown	55 74	204	A	George Mason	49 70
25	H	Buffalo	63 69					98	A	Wake Forest	67 78	216	A	East Carolina	69 84
												221	A	Howard	80 73
												221	H	Howard	80 72
												233	H	N.C. A&T	49 51
												247	A	Mt. St. Mary's	86 73
												259	A	Richmond	55 57
												266	A	Norfolk St.	59 43
												267	A	Bethune-Cookman	64 52
												292	H	South Carolina St.	63 43
												301	A	Morgan St.	73 68
												302	A	UMBC	73 67
												342	H	N.C. Central	59 49
												343	A	Longwood	71 83
												348	H	Savannah St.	78 46
												349	A	Florida A&M	68 36
LAST 12 Division I GAMES:															
348	H	Savannah St.	78 46	233	H	N.C. A&T	49 51								
292	H	South Carolina St.	63 43	342	H	N.C. Central	59 49								
221	A	Howard	80 73	221	H	Howard	80 72								
266	A	Norfolk St.	59 43	301	A	Morgan St.	73 68								
267	A	Bethune-Cookman	64 52	302	A	UMBC	73 67								
349	A	Florida A&M	68 36	204	A	George Mason	49 70								

Non-Div I Games: Regent 72 16 Cheyney 88 39

UMES

Loss, Non-Conf, S Site, H Home A Away N Neutral

Average RPI Win:	279	WON-LOST	WINNING	LAST 10	STRENGTH OF	OPP. STRENGTH	TEAM	ADJ.	CONF.	ADJ CONF.
Average RPI Loss:	158	RECORD	PCT. RANK	GAMES	SCHEDULE	OF SCHEDULE	RPI	RPI	RPI	RPI
DIV. I ONLY	9- 10	187	0- 1	276	299	219	219	30	30	
DIV. I NON-CONF.	4- 7	228	0- 0	156	229	207	207	30	30	
TOTALS	RPI 1-25	RPI 26-50	W-L RECORDS	RPI 51-100	RPI 101-150	RPI 150+				
9- 10	0- 0	0- 1	OVERALL	0- 2	0- 0	9- 7				
3- 5	0- 0	0- 0	HOME	0- 0	0- 0	3- 5				
6- 5	0- 0	0- 1	AWAY	0- 2	0- 0	6- 2				
0- 0	0- 0	0- 0	NEUTRAL	0- 0	0- 0	0- 0				
4- 7	0- 0	0- 1	NON-CONFERENCE	0- 2	0- 0	4- 4				
2- 2	0- 0	0- 0	HOME	0- 0	0- 0	2- 2				
2- 5	0- 0	0- 1	AWAY	0- 2	0- 0	2- 2				
0- 0	0- 0	0- 0	NEUTRAL	0- 0	0- 0	0- 0				
5- 3	0- 0	0- 0	CONFERENCE	0- 0	0- 0	5- 3				
1- 3	0- 0	0- 0	HOME	0- 0	0- 0	1- 3				
4- 0	0- 0	0- 0	AWAY	0- 0	0- 0	4- 0				
0- 0	0- 0	0- 0	NEUTRAL	0- 0	0- 0	0- 0				

RPI 1-25				RPI 26-50				RPI 51-100				RPI 101+ Team's RPI: 219			
RPI	S	Opponent	Score	RPI	S	Opponent	Score	RPI	S	Opponent	Score	RPI	S	Opponent	Score
				36	A	Missouri	59 66	59	A	Kansas St.	50 61	157	H	Louisiana Tech	80 70
								95	A	Kansas	55 67	160	H	New Mexico St.	86 90
												167	A	Denver	75 92
												185	A	Oral Roberts	64 75
												186	H	Illinois St.	55 62
												204	H	George Mason	84 91
												209	H	UTRGV	56 75
												227	A	Loyola Chicago	88 74
												236	H	SIUE	80 75
												268	A	Utah Valley	68 64
												274	H	CSU Bakersfield	57 67
												287	A	California Baptist	78 74
												312	A	North Dakota St.	69 59
												340	H	Grand Canyon	73 45
												341	A	Seattle U	86 62
												345	A	Chicago St.	111 58
LAST 12 Division I GAMES:															
				209	H	UTRGV	56 75	287	A	California Baptist	78 74				
				160	H	New Mexico St.	86 90	345	A	Chicago St.	111 58				
				341	A	Seattle U	86 62	186	H	Illinois St.	55 62				
				268	A	Utah Valley	68 64	157	H	Louisiana Tech	80 70				
				340	H	Grand Canyon	73 45	236	H	SIUE	80 75				
				274	H	CSU Bakersfield	57 67	227	A	Loyola Chicago	88 74				

Non-Div I Games: Peru St. 98 62 Mo.-St. Louis 92 63

UMKC

Loss, Non-Conf, S Site, H Home A Away N Neutral

Average RPI Win:	290	WON-LOST	WINNING	LAST 10	STRENGTH OF	OPP. STRENGTH	TEAM	ADJ.	CONF.	ADJ CONF.
Average RPI Loss:	200	RECORD	PCT. RANK	GAMES	SCHEDULE	OF SCHEDULE	RPI	RPI	RPI	RPI
DIV. I ONLY	5- 16	304	0- 1	286	311	307	307	23	23	
DIV. I NON-CONF.	3- 9	271	0- 0	287	335	306	306	25	25	
TOTALS	RPI 1-25	RPI 26-50	W-L RECORDS	RPI 51-100	RPI 101-150	RPI 150+				
5- 16	0- 0	0- 1	OVERALL	0- 2	0- 2	5- 11				
2- 6	0- 0	0- 0	HOME	0- 1	0- 1	2- 4				
3- 10	0- 0	0- 1	AWAY	0- 1	0- 1	3- 7				
0- 0	0- 0	0- 0	NEUTRAL	0- 0	0- 0	0- 0				
3- 9	0- 0	0- 1	NON-CONFERENCE	0- 0	0- 2	3- 6				
1- 3	0- 0	0- 0	HOME	0- 0	0- 1	1- 2				
2- 6	0- 0	0- 1	AWAY	0- 0	0- 1	2- 4				
0- 0	0- 0	0- 0	NEUTRAL	0- 0	0- 0	0- 0				
2- 7	0- 0	0- 0	CONFERENCE	0- 2	0- 0	2- 5				
1- 3	0- 0	0- 0	HOME	0- 1	0- 0	1- 2				
1- 4	0- 0	0- 0	AWAY	0- 1	0- 0	1- 3				
0- 0	0- 0	0- 0	NEUTRAL	0- 0	0- 0	0- 0				

RPI S	Opponent	Score	RPI S	Opponent	Score	RPI S	Opponent	Score	RPI S	Opponent	Score	Team's RPI: 307
45	A Butler	36 89	76	A Maine	45 79	103	H Providence	47 71	107	A Seton Hall	57 90	
			97	H Hartford	44 66	165	A Stony Brook	56 76	207	A Massachusetts	62 59	
						210	A Holy Cross	54 63	225	A Dartmouth	54 70	
						232	H Colgate	52 61	239	A Albany (NY)	56 63	
						245	H Binghamton	50 70	248	A Cornell	54 63	
						273	A Vermont	42 52	273	H Vermont	54 51	
						300	H Bryant	57 58	301	A Morgan St.	49 61	
						302	A UMBC	67 55	319	H Saint Peter's	59 57	
						328	H New Hampshire	53 56	351	A LIU Brooklyn	69 64	
LAST 12 Division I GAMES:												
273	A Vermont	42 52	328	H New Hampshire	53 56							
76	A Maine	45 79	165	A Stony Brook	56 76							
245	H Binghamton	50 70	273	H Vermont	54 51							
97	H Hartford	44 66	301	A Morgan St.	49 61							
239	A Albany (NY)	56 63	207	A Massachusetts	62 59							
302	A UMBC	67 55	225	A Dartmouth	54 70							

Non-Div I Games: Fisher 79 45

UMass Lowell

■ Loss,
 ■ Non-Conf,
 ■ S Site,
 ■ H Home
 ■ A Away
 N Neutral

UNC Asheville

Through Games Of Feb. 4, 2019

Average RPI Win:	266	WON-LOST	WINNING	LAST 10	STRENGTH OF	OPP. STRENGTH	TEAM	ADJ.	CONF.	ADJ CONF.
Average RPI Loss:	154	RECORD	PCT. RANK	GAMES	SCHEDULE	OF SCHEDULE	RPI	RPI	RPI	RPI
DIV. I ONLY	10- 9	148	1- 0	192	328	177	177	28	28	
DIV. I NON-CONF.	4- 6	212	0- 0	117	299	198	198	29	29	
TOTALS	RPI 1-25	RPI 26-50	W-L RECORDS	RPI 51-100	RPI 101-150	RPI 150+				
10- 9	0- 0	0- 0	OVERALL	0- 2	2- 2	8- 5				
8- 1	0- 0	0- 0	HOME	0- 0	2- 0	6- 1				
2- 8	0- 0	0- 0	AWAY	0- 2	0- 2	2- 4				
0- 0	0- 0	0- 0	NEUTRAL	0- 0	0- 0	0- 0				
4- 6	0- 0	0- 0	NON-CONFERENCE	0- 2	1- 1	3- 3				
4- 0	0- 0	0- 0	HOME	0- 0	1- 0	3- 0				
0- 6	0- 0	0- 0	AWAY	0- 2	0- 1	0- 3				
0- 0	0- 0	0- 0	NEUTRAL	0- 0	0- 0	0- 0				
6- 3	0- 0	0- 0	CONFERENCE	0- 0	1- 1	5- 2				
4- 1	0- 0	0- 0	HOME	0- 0	1- 0	3- 1				
2- 2	0- 0	0- 0	AWAY	0- 0	0- 1	2- 1				
0- 0	0- 0	0- 0	NEUTRAL	0- 0	0- 0	0- 0				

RPI 1-25			RPI 26-50			RPI 51-100			RPI 101+ Team's RPI: 177		
RPI	S	Opponent	Score	RPI	S	Opponent	Score	RPI	S	Opponent	Score
								120	A	Radford	46 60
								125	H	High Point	67 56
								133	H	Davidson	69 56
								142	A	Tennessee Tech	53 60
								155	A	Mercer	47 61
								158	A	Charlotte	53 70
								190	H	Hampton	58 61
								240	A	Furman	47 58
								246	H	ETSU	56 55
								249	H	Campbell	60 52
								261	A	Gardner-Webb	59 69
								270	H	Winthrop	70 36
								283	H	Wofford	60 46
								334	H	Western Caro.	74 49
								335	A	Presbyterian	52 43
								337	A	USC Upstate	93 86
								343	H	Longwood	80 55
LAST 12 Division I GAMES:											
270	H	Winthrop	70 36	261	A	Gardner-Webb	59 69				
335	A	Presbyterian	52 43	190	H	Hampton	58 61				
343	H	Longwood	80 55	120	A	Radford	46 60				
125	H	High Point	67 56	155	A	Mercer	47 61				
337	A	USC Upstate	93 86	58	A	Middle Tenn.	46 67				
249	H	Campbell	60 52	142	A	Tennessee Tech	53 60				

Non-Div I Games: Warren Wilson 92 31

UNC Asheville

Loss, Non-Conf, S Site, H Home A Away N Neutral

UNC Greensboro

Through Games Of Feb. 4, 2019

Average RPI Win:	254	WON-LOST	WINNING	LAST 10	STRENGTH OF	OPP. STRENGTH	TEAM	ADJ.	CONF.	ADJ CONF.
Average RPI Loss:	188	RECORD	PCT. RANK	GAMES	SCHEDULE	OF SCHEDULE	RPI	RPI	RPI	RPI
DIV. I ONLY	4- 14	309	0- 1	272	230	313	313	25	25	
DIV. I NON-CONF.	2- 9	297	0- 0	200	235	296	296	24	24	
TOTALS	RPI 1-25	RPI 26-50	W-L RECORDS	RPI 51-100	RPI 101-150	RPI 150+				
4- 14	0- 1	0- 0	OVERALL	0- 0	0- 4	4- 9				
3- 2	0- 0	0- 0	HOME	0- 0	0- 0	3- 2				
0- 11	0- 1	0- 0	AWAY	0- 0	0- 3	0- 7				
1- 1	0- 0	0- 0	NEUTRAL	0- 0	0- 1	1- 0				
2- 9	0- 1	0- 0	NON-CONFERENCE	0- 0	0- 3	2- 5				
1- 1	0- 0	0- 0	HOME	0- 0	0- 0	1- 1				
0- 7	0- 1	0- 0	AWAY	0- 0	0- 2	0- 4				
1- 1	0- 0	0- 0	NEUTRAL	0- 0	0- 1	1- 0				
2- 5	0- 0	0- 0	CONFERENCE	0- 0	0- 1	2- 4				
2- 1	0- 0	0- 0	HOME	0- 0	0- 0	2- 1				
0- 4	0- 0	0- 0	AWAY	0- 0	0- 1	0- 3				
0- 0	0- 0	0- 0	NEUTRAL	0- 0	0- 0	0- 0				

RPI 1-25				RPI 26-50				RPI 51-100				RPI 101+ Team's RPI: 313			
RPI	S	Opponent	Score	RPI	S	Opponent	Score	RPI	S	Opponent	Score	RPI	S	Opponent	Score
22	A	North Carolina	62 83									107	N	Seton Hall	64 71
												125	A	High Point	75 82
												130	A	Chattanooga	54 64
												138	A	Appalachian St.	65 68
												152	A	Georgia St.	63 70
												155	H	Mercer	58 71
												182	H	Coastal Caro.	71 78
												191	N	Eastern Mich.	49 44
												229	H	Liberty	48 45
												240	A	Furman	61 64
												246	A	ETSU	76 85
												249	A	Campbell	49 53
												259	A	Richmond	48 59
												260	H	Samford	55 54
												283	A	Wofford	66 93
												334	H	Western Caro.	71 59
												342	A	N.C. Central	57 66
LAST 12 Division I GAMES:															
130	A	Chattanooga	54 64	240	A	Furman	61 64								
246	A	ETSU	76 85	259	A	Richmond	48 59								
334	H	Western Caro.	71 59	182	H	Coastal Caro.	71 78								
155	H	Mercer	58 71	107	N	Seton Hall	64 71								
260	H	Samford	55 54	191	N	Eastern Mich.	49 44								
283	A	Wofford	66 93	229	H	Liberty	48 45								

Non-Div I Games: Pfeiffer 92 23 UNC Pembroke 72 32 Lees-McRae 92 36 Young Harris 62 29
 UNC Greensboro

Loss, Non-Conf, S Site, H Home A Away N Neutral

Average RPI Win:	233	WON-LOST	WINNING	LAST 10	STRENGTH OF	OPP. STRENGTH	TEAM	ADJ.	CONF.	ADJ CONF.
Average RPI Loss:	100	RECORD	PCT. RANK	GAMES	SCHEDULE	OF SCHEDULE	RPI	RPI	RPI	RPI
DIV. I ONLY	11- 7	110	1- 0	182	190	118	118	10	10	
DIV. I NON-CONF.	5- 4	139	0- 0	270	278	166	166	11	11	
TOTALS	RPI 1-25	RPI 26-50	W-L RECORDS	RPI 51-100	RPI 101-150	RPI 150+				
11- 7	0- 1	1- 1	OVERALL	1- 1	1- 3	8- 1				
8- 0	0- 0	1- 0	HOME	1- 0	1- 0	5- 0				
3- 7	0- 1	0- 1	AWAY	0- 1	0- 3	3- 1				
0- 0	0- 0	0- 0	NEUTRAL	0- 0	0- 0	0- 0				
5- 4	0- 1	0- 1	NON-CONFERENCE	0- 0	0- 2	5- 0				
3- 0	0- 0	0- 0	HOME	0- 0	0- 0	3- 0				
2- 4	0- 1	0- 1	AWAY	0- 0	0- 2	2- 0				
0- 0	0- 0	0- 0	NEUTRAL	0- 0	0- 0	0- 0				
6- 3	0- 0	1- 0	CONFERENCE	1- 1	1- 1	3- 1				
5- 0	0- 0	1- 0	HOME	1- 0	1- 0	2- 0				
1- 3	0- 0	0- 0	AWAY	0- 1	0- 1	1- 1				
0- 0	0- 0	0- 0	NEUTRAL	0- 0	0- 0	0- 0				

RPI 1-25				RPI 26-50				RPI 51-100				RPI 101+ Team's RPI: 118			
RPI	S	Opponent	Score	RPI	S	Opponent	Score	RPI	S	Opponent	Score	RPI	S	Opponent	Score
22	A	North Carolina	55 82	40	A	Ohio	72 95	84	H	Northeastern	83 70	119	H	Towson	77 73
				42	H	James Madison	66 63	86	A	Drexel	55 67	121	A	VCU	47 58
												123	A	Pittsburgh	56 60
												148	A	William & Mary	64 70
												163	A	Delaware	53 65
												198	A	Elon	75 70
												216	A	East Carolina	71 68
												252	H	Hofstra	89 54
												293	H	Col. of Charleston	71 49
												335	H	Presbyterian	63 48
												340	H	Grand Canyon	77 55
												342	A	N.C. Central	89 82
												343	H	Longwood	35 33
LAST 12 Division I GAMES:															
				84	H	Northeastern	83 70	198	A	Elon	75 70				
				252	H	Hofstra	89 54	148	A	William & Mary	64 70				
				86	A	Drexel	55 67	293	H	Col. of Charleston	71 49				
				163	A	Delaware	53 65	216	A	East Carolina	71 68				
				119	H	Towson	77 73	343	H	Longwood	35 33				
				42	H	James Madison	66 63	123	A	Pittsburgh	56 60				

Non-Div I Games: Fayetteville St. 72 54 Belmont Abbey 74 58

UNCW

Loss, Non-Conf, S Site, H Home A Away N Neutral

Average RPI Win:	211	WON-LOST	WINNING	LAST 10	STRENGTH OF	OPP. STRENGTH	TEAM	ADJ.	CONF.	ADJ CONF.
Average RPI Loss:	64	RECORD	PCT. RANK	GAMES	SCHEDULE	OF SCHEDULE	RPI	RPI	RPI	RPI
DIV. I ONLY	12- 8	115	0- 1	97	117	93	93	13	13	
DIV. I NON-CONF.	6- 5	143	0- 1	91	52	76	76	14	14	
TOTALS	RPI 1-25	RPI 26-50	W-L RECORDS	RPI 51-100	RPI 101-150	RPI 150+				
12- 8	0- 3	0- 0	OVERALL	0- 4	2- 0	10- 1				
7- 2	0- 1	0- 0	HOME	0- 1	1- 0	6- 0				
5- 5	0- 2	0- 0	AWAY	0- 2	1- 0	4- 1				
0- 1	0- 0	0- 0	NEUTRAL	0- 1	0- 0	0- 0				
6- 5	0- 2	0- 0	NON-CONFERENCE	0- 3	2- 0	4- 0				
4- 0	0- 0	0- 0	HOME	0- 0	1- 0	3- 0				
2- 4	0- 2	0- 0	AWAY	0- 2	1- 0	1- 0				
0- 1	0- 0	0- 0	NEUTRAL	0- 1	0- 0	0- 0				
6- 3	0- 1	0- 0	CONFERENCE	0- 1	0- 0	6- 1				
3- 2	0- 1	0- 0	HOME	0- 1	0- 0	3- 0				
3- 1	0- 0	0- 0	AWAY	0- 0	0- 0	3- 1				
0- 0	0- 0	0- 0	NEUTRAL	0- 0	0- 0	0- 0				

RPI 1-25				RPI 26-50				RPI 51-100 Team's RPI: 93				RPI 101+			
RPI	S	Opponent	Score	RPI	S	Opponent	Score	RPI	S	Opponent	Score	RPI	S	Opponent	Score
8	A	Marquette	61 102					59	A	Kansas St.	62 72	105	H	Creighton	65 55
13	A	Iowa	57 83					60	N	Boise St.	60 61	134	A	IUPUI	53 40
19	H	Drake	64 88					66	H	Missouri St.	58 63	154	H	Southern Ill.	65 53
								99	A	Northern Ill.	59 70	156	A	Bradley	81 78
												163	H	Delaware	79 67
												173	A	Indiana St.	71 51
												186	A	Illinois St.	64 66
												222	H	North Dakota	64 60
												227	H	Loyola Chicago	64 52
												250	A	Long Beach St.	71 64
												294	H	Valparaiso	71 52
												321	H	Omaha	79 50
												338	A	Evansville	74 46
LAST 12 Division I GAMES:															
99	A	Northern Ill.	59 70	19	H	Drake	64 88								
8	A	Marquette	61 102	227	H	Loyola Chicago	64 52								
66	H	Missouri St.	58 63	294	H	Valparaiso	71 52								
154	H	Southern Ill.	65 53	156	A	Bradley	81 78								
173	A	Indiana St.	71 51	186	A	Illinois St.	64 66								
338	A	Evansville	74 46	59	A	Kansas St.	62 72								

Non-Div I Games: Minnesota St. 73 56

UNI

Loss, Non-Conf, S Site, H Home A Away N Neutral

Average RPI Win:	226	WON-LOST	WINNING	LAST 10	STRENGTH OF	OPP. STRENGTH	TEAM	ADJ.	CONF.	ADJ CONF.
Average RPI Loss:	130	RECORD	PCT. RANK	GAMES	SCHEDULE	OF SCHEDULE	RPI	RPI	RPI	RPI
DIV. I ONLY	7- 13	252	0- 1	104	163	211	211	15	15	
DIV. I NON-CONF.	2- 9	297	0- 1	79	201	270	270	13	13	
TOTALS	RPI 1-25	RPI 26-50	W-L RECORDS	RPI 51-100	RPI 101-150	RPI 150+				
7- 13	0- 1	1- 2	OVERALL	0- 4	0- 0	6- 6				
6- 5	0- 1	1- 0	HOME	0- 3	0- 0	5- 1				
1- 8	0- 0	0- 2	AWAY	0- 1	0- 0	1- 5				
0- 0	0- 0	0- 0	NEUTRAL	0- 0	0- 0	0- 0				
2- 9	0- 1	0- 0	NON-CONFERENCE	0- 4	0- 0	2- 4				
2- 5	0- 1	0- 0	HOME	0- 3	0- 0	2- 1				
0- 4	0- 0	0- 0	AWAY	0- 1	0- 0	0- 3				
0- 0	0- 0	0- 0	NEUTRAL	0- 0	0- 0	0- 0				
5- 4	0- 0	1- 2	CONFERENCE	0- 0	0- 0	4- 2				
4- 0	0- 0	1- 0	HOME	0- 0	0- 0	3- 0				
1- 4	0- 0	0- 2	AWAY	0- 0	0- 0	1- 2				
0- 0	0- 0	0- 0	NEUTRAL	0- 0	0- 0	0- 0				

RPI 1-25				RPI 26-50				RPI 51-100				RPI 101+ Team's RPI: 211			
RPI	S	Opponent	Score	RPI	S	Opponent	Score	RPI	S	Opponent	Score	RPI	S	Opponent	Score
12	H	Gonzaga	59 70	39	A	New Mexico	77 80	52	H	Southern California	72 86	151	A	UC Irvine	55 57
				39	H	New Mexico	66 57	58	H	Middle Tenn.	62 66	163	A	Portland St.	49 58
				46	A	Wyoming	62 90	71	A	Duke	38 66	195	H	Utah St.	77 56
								83	H	Wright St.	52 68	208	H	Florida	56 53
												220	A	Colorado St.	49 52
												243	A	Nevada	62 70
												251	H	San Diego St.	71 57
												253	H	Air Force	66 56
												262	H	Hawaii	61 66
												292	A	South Carolina St.	49 58
												306	H	UC Santa Barbara	69 51
												327	A	San Jose St.	53 43
LAST 12 Division I GAMES:															
292	A	South Carolina St.	49 58	39	A	New Mexico	77 80								
208	H	Florida	56 53	327	A	San Jose St.	53 43								
58	H	Middle Tenn.	62 66	253	H	Air Force	66 56								
195	H	Utah St.	77 56	39	H	New Mexico	66 57								
243	A	Nevada	62 70	46	A	Wyoming	62 90								
251	H	San Diego St.	71 57	220	A	Colorado St.	49 52								

Non-Div I Games:

UNLV

■ Loss,
 ■ Non-Conf,
 S Site,
 ■ Home
 ■ Away
 N Neutral

USC Upstate

Through Games Of Feb. 4, 2019

Average RPI Win:	318	WON-LOST	WINNING	LAST 10	STRENGTH OF	OPP. STRENGTH	TEAM	ADJ.	CONF.	ADJ CONF.
Average RPI Loss:	221	RECORD	PCT. RANK	GAMES	SCHEDULE	OF SCHEDULE	RPI	RPI	RPI	RPI
DIV. I ONLY	3- 14	322	0- 1	331	338	337	337	28	28	
DIV. I NON-CONF.	1- 7	319	0- 0	322	338	337	337	29	29	
TOTALS	RPI 1-25	RPI 26-50	W-L RECORDS	RPI 51-100	RPI 101-150	RPI 150+				
3- 14	0- 0	0- 0	OVERALL	0- 1	0- 3	3- 10				
1- 4	0- 0	0- 0	HOME	0- 0	0- 2	1- 2				
2- 10	0- 0	0- 0	AWAY	0- 1	0- 1	2- 8				
0- 0	0- 0	0- 0	NEUTRAL	0- 0	0- 0	0- 0				
1- 7	0- 0	0- 0	NON-CONFERENCE	0- 1	0- 1	1- 5				
0- 0	0- 0	0- 0	HOME	0- 0	0- 0	0- 0				
1- 7	0- 0	0- 0	AWAY	0- 1	0- 1	1- 5				
0- 0	0- 0	0- 0	NEUTRAL	0- 0	0- 0	0- 0				
2- 7	0- 0	0- 0	CONFERENCE	0- 0	0- 2	2- 5				
1- 4	0- 0	0- 0	HOME	0- 0	0- 2	1- 2				
1- 3	0- 0	0- 0	AWAY	0- 0	0- 0	1- 3				
0- 0	0- 0	0- 0	NEUTRAL	0- 0	0- 0	0- 0				

RPI 1-25				RPI 26-50				RPI 51-100				RPI 101+				Team's RPI: 337	
RPI	S	Opponent	Score	RPI	S	Opponent	Score	RPI	S	Opponent	Score	RPI	S	Opponent	Score		
								56	A	Virginia Tech	45	96	101	A	Nebraska	64	87
												120	H	Radford	41	82	
												125	H	High Point	61	87	
												177	H	UNC Asheville	86	93	
												190	A	Hampton	43	67	
												216	A	East Carolina	53	63	
												240	A	Furman	67	78	
												261	A	Gardner-Webb	72	92	
												270	A	Winthrop	76	50	
												292	A	South Carolina St.	66	71	
												321	A	Omaha	69	96	
												329	H	Charleston So.	75	78	
												334	A	Western Caro.	64	68	
												335	A	Presbyterian	54	70	
												342	A	N.C. Central	82	63	
												343	H	Longwood	72	67	
LAST 12 Division I GAMES:																	
				120	H	Radford	41	82				335	A	Presbyterian	54	70	
				190	A	Hampton	43	67				270	A	Winthrop	76	50	
				343	H	Longwood	72	67				125	H	High Point	61	87	
				261	A	Gardner-Webb	72	92				216	A	East Carolina	53	63	
				329	H	Charleston So.	75	78				334	A	Western Caro.	64	68	
				177	H	UNC Asheville	86	93				292	A	South Carolina St.	66	71	

Non-Div I Games: Brevard 71 53 Converse 69 51 UNKNOWN 101 53

USC Upstate

Loss, Non-Conf, S Site, H Home A Away N Neutral

Average RPI Win:	214	WON-LOST	WINNING	LAST 10	STRENGTH OF	OPP. STRENGTH	TEAM	ADJ.	CONF.	ADJ CONF.
Average RPI Loss:	97	RECORD	PCT. RANK	GAMES	SCHEDULE	OF SCHEDULE	RPI	RPI	RPI	RPI
DIV. I ONLY	16- 5	45	1- 0	271	121	113	113	12	12	
DIV. I NON-CONF.	8- 3	72	0- 0	281	150	137	137	15	15	
TOTALS	RPI 1-25	RPI 26-50	W-L RECORDS	RPI 51-100	RPI 101-150	RPI 150+				
16- 5	0- 0	0- 0	OVERALL	1- 3	1- 1	14- 1				
8- 2	0- 0	0- 0	HOME	0- 2	1- 0	7- 0				
8- 3	0- 0	0- 0	AWAY	1- 1	0- 1	7- 1				
0- 0	0- 0	0- 0	NEUTRAL	0- 0	0- 0	0- 0				
8- 3	0- 0	0- 0	NON-CONFERENCE	1- 2	0- 1	7- 0				
3- 2	0- 0	0- 0	HOME	0- 2	0- 0	3- 0				
5- 1	0- 0	0- 0	AWAY	1- 0	0- 1	4- 0				
0- 0	0- 0	0- 0	NEUTRAL	0- 0	0- 0	0- 0				
8- 2	0- 0	0- 0	CONFERENCE	0- 1	1- 0	7- 1				
5- 0	0- 0	0- 0	HOME	0- 0	1- 0	4- 0				
3- 2	0- 0	0- 0	AWAY	0- 1	0- 0	3- 1				
0- 0	0- 0	0- 0	NEUTRAL	0- 0	0- 0	0- 0				

RPI 1-25				RPI 26-50				RPI 51-100				RPI 101+ Team's RPI: 113			
RPI	S	Opponent	Score	RPI	S	Opponent	Score	RPI	S	Opponent	Score	RPI	S	Opponent	Score
								52	H	Southern California	61 73	128	A	Fresno St.	61 70
								73	H	Arkansas	65 66	138	H	Appalachian St.	99 94
								78	A	Little Rock	65 68	152	A	Georgia St.	48 50
								94	A	Houston	65 61	152	H	Georgia St.	69 45
												175	H	Texas St.	68 53
												181	A	Arkansas St.	100 73
												182	H	Coastal Caro.	79 53
												185	A	Oral Roberts	80 62
												200	H	Grambling	78 54
												202	A	SMU	66 41
												224	A	San Francisco	80 73
												237	A	Louisiana	76 61
												276	H	UTSA	53 48
												277	A	Ga. Southern	74 53
												277	H	Ga. Southern	81 48
												305	H	Jackson St.	99 63
												324	A	Incarnate Word	97 49
LAST 12 Division I GAMES:															
				175	H	Texas St.	68 53					182	H	Coastal Caro.	79 53
				237	A	Louisiana	76 61					138	H	Appalachian St.	99 94
				152	H	Georgia St.	69 45					277	A	Ga. Southern	74 53
				277	H	Ga. Southern	81 48					152	A	Georgia St.	48 50
				78	A	Little Rock	65 68					202	A	SMU	66 41
				181	A	Arkansas St.	100 73					52	H	Southern California	61 73

Non-Div I Games:

UT Arlington

Average RPI Win:	251	WON-LOST	WINNING	LAST 10	STRENGTH OF	OPP. STRENGTH	TEAM	ADJ.	CONF.	ADJ CONF.
Average RPI Loss:	114	RECORD	PCT. RANK	GAMES	SCHEDULE	OF SCHEDULE	RPI	RPI	RPI	RPI
DIV. I ONLY	13- 6	75	0- 1	297	166	132	132	22	22	
DIV. I NON-CONF.	6- 3	91	0- 0	245	72	96	96	20	20	
TOTALS	RPI 1-25	RPI 26-50	W-L RECORDS	RPI 51-100	RPI 101-150	RPI 150+				
13- 6	0- 1	0- 0	OVERALL	0- 2	1- 2	12- 1				
8- 0	0- 0	0- 0	HOME	0- 0	0- 0	8- 0				
5- 6	0- 1	0- 0	AWAY	0- 2	1- 2	4- 1				
0- 0	0- 0	0- 0	NEUTRAL	0- 0	0- 0	0- 0				
6- 3	0- 1	0- 0	NON-CONFERENCE	0- 1	1- 1	5- 0				
4- 0	0- 0	0- 0	HOME	0- 0	0- 0	4- 0				
2- 3	0- 1	0- 0	AWAY	0- 1	1- 1	1- 0				
0- 0	0- 0	0- 0	NEUTRAL	0- 0	0- 0	0- 0				
7- 3	0- 0	0- 0	CONFERENCE	0- 1	0- 1	7- 1				
4- 0	0- 0	0- 0	HOME	0- 0	0- 0	4- 0				
3- 3	0- 0	0- 0	AWAY	0- 1	0- 1	3- 1				
0- 0	0- 0	0- 0	NEUTRAL	0- 0	0- 0	0- 0				

RPI 1-25				RPI 26-50				RPI 51-100				RPI 101+ Team's RPI: 132			
RPI	S	Opponent	Score	RPI	S	Opponent	Score	RPI	S	Opponent	Score	RPI	S	Opponent	Score
3	A	Louisville	62 102					64	A	Belmont	86 100	116	A	Morehead St.	75 85
								88	A	Northwestern	64 90	130	A	Chattanooga	81 79
												134	A	IUPUI	72 73
												154	H	Southern Ill.	95 94
												181	H	Arkansas St.	97 91
												215	A	Southeast Mo. St.	80 73
												236	H	SIUE	68 55
												260	H	Samford	89 68
												279	A	Eastern Ill.	71 77
												279	H	Eastern Ill.	90 66
												282	H	Austin Peay	74 65
												289	H	Murray St.	75 67
												290	A	Tennessee St.	73 61
												298	H	Mississippi Val.	110 51
												322	A	Eastern Ky.	87 61
												325	A	Lipscomb	62 53
LAST 12 Division I GAMES:															
64	A	Belmont	86 100	282	H	Austin Peay	74 65								
290	A	Tennessee St.	73 61	289	H	Murray St.	75 67								
236	H	SIUE	68 55	215	A	Southeast Mo. St.	80 73								
279	H	Eastern Ill.	90 66	279	A	Eastern Ill.	71 77								
116	A	Morehead St.	75 85	298	H	Mississippi Val.	110 51								
322	A	Eastern Ky.	87 61	325	A	Lipscomb	62 53								

Non-Div I Games: Ala.-Huntsville 100 69 Christian Bros. 108 82

UT Martin

Loss, Non-Conf, S Site, H Home A Away N Neutral

Average RPI Win:	286	WON-LOST	WINNING	LAST 10	STRENGTH OF	OPP. STRENGTH	TEAM	ADJ.	CONF.	ADJ CONF.
Average RPI Loss:	142	RECORD	PCT. RANK	GAMES	SCHEDULE	OF SCHEDULE	RPI	RPI	RPI	RPI
DIV. I ONLY	4- 18	320	0- 1	94	266	278	278	14	14	
DIV. I NON-CONF.	3- 10	278	0- 0	173	324	303	303	18	18	
TOTALS	RPI 1-25	RPI 26-50	W-L RECORDS	RPI 51-100	RPI 101-150	RPI 150+				
4- 18	0- 0	0- 2	OVERALL	0- 3	0- 3	4- 10				
2- 9	0- 0	0- 0	HOME	0- 1	0- 2	2- 6				
1- 8	0- 0	0- 2	AWAY	0- 2	0- 0	1- 4				
1- 1	0- 0	0- 0	NEUTRAL	0- 0	0- 1	1- 0				
3- 10	0- 0	0- 1	NON-CONFERENCE	0- 1	0- 1	3- 7				
2- 5	0- 0	0- 0	HOME	0- 0	0- 0	2- 5				
0- 4	0- 0	0- 1	AWAY	0- 1	0- 0	0- 2				
1- 1	0- 0	0- 0	NEUTRAL	0- 0	0- 1	1- 0				
1- 8	0- 0	0- 1	CONFERENCE	0- 2	0- 2	1- 3				
0- 4	0- 0	0- 0	HOME	0- 1	0- 2	0- 1				
1- 4	0- 0	0- 1	AWAY	0- 1	0- 0	1- 2				
0- 0	0- 0	0- 0	NEUTRAL	0- 0	0- 0	0- 0				

RPI	S	Opponent	Score	RPI	S	Opponent	Score	RPI	S	Opponent	Score	RPI	S	Opponent	Score	Team's RPI: 278
37	A	Rice	42 76	58	H	Middle Tenn.	49 79	117	H	Western Ky.	61 64	141	H	UAB	48 74	
39	A	New Mexico	51 69	67	A	Old Dominion	59 78	146	N	Akron	57 64	158	A	Charlotte	39 62	
				70	A	Arizona	40 62	159	H	Abilene Christian	69 70	160	H	New Mexico St.	65 69	
								162	A	Tulsa	45 66	163	H	Portland St.	61 89	
								176	A	North Texas	51 70	181	H	Arkansas St.	66 67	
								184	H	Nicholls St.	56 58	231	H	Marshall	60 63	
								242	N	Western Ill.	84 72	274	H	CSU Bakersfield	53 47	
								276	A	UTSA	73 60	308	A	Weber St.	63 68	
								350	H	Alcorn	77 51					
LAST 12 Division I GAMES:																
117	H	Western Ky.	61 64	37	A	Rice	42 76	176	A	North Texas	51 70	276	A	UTSA	73 60	
231	H	Marshall	60 63	162	A	Tulsa	45 66	146	N	Akron	57 64	242	N	Western Ill.	84 72	
158	A	Charlotte	39 62	141	H	UAB	48 74									
67	A	Old Dominion	59 78													
58	H	Middle Tenn.	49 79													

Non-Div I Games:

UTEP

■ Loss,
 ■ Non-Conf,
 ■ S Site,
 ■ H Home
 ■ A Away
 N Neutral

Average RPI Win:	277	WON-LOST	WINNING	LAST 10	STRENGTH OF	OPP. STRENGTH	TEAM	ADJ.	CONF.	ADJ CONF.
Average RPI Loss:	173	RECORD	PCT. RANK	GAMES	SCHEDULE	OF SCHEDULE	RPI	RPI	RPI	RPI
DIV. I ONLY	9- 10	187	1- 0	262	275	209	209	30	30	
DIV. I NON-CONF.	4- 7	228	0- 0	136	170	204	204	30	30	
TOTALS	RPI 1-25	RPI 26-50	W-L RECORDS	RPI 51-100	RPI 101-150	RPI 150+				
9- 10	0- 2	0- 1	OVERALL	0- 0	0- 0	9- 7				
4- 4	0- 0	0- 1	HOME	0- 0	0- 0	4- 3				
5- 6	0- 2	0- 0	AWAY	0- 0	0- 0	5- 4				
0- 0	0- 0	0- 0	NEUTRAL	0- 0	0- 0	0- 0				
4- 7	0- 2	0- 1	NON-CONFERENCE	0- 0	0- 0	4- 4				
2- 3	0- 0	0- 1	HOME	0- 0	0- 0	2- 2				
2- 4	0- 2	0- 0	AWAY	0- 0	0- 0	2- 2				
0- 0	0- 0	0- 0	NEUTRAL	0- 0	0- 0	0- 0				
5- 3	0- 0	0- 0	CONFERENCE	0- 0	0- 0	5- 3				
2- 1	0- 0	0- 0	HOME	0- 0	0- 0	2- 1				
3- 2	0- 0	0- 0	AWAY	0- 0	0- 0	3- 2				
0- 0	0- 0	0- 0	NEUTRAL	0- 0	0- 0	0- 0				
























































RPI 1-25				RPI 26-50				RPI 51-100				RPI 101+ Team's RPI: 209			
RPI	S	Opponent	Score	RPI	S	Opponent	Score	RPI	S	Opponent	Score	RPI	S	Opponent	Score
2	A	Baylor	37 98	30	H	Texas	66 81					160	A	New Mexico St.	63 71
18	A	Texas A&M	61 84									192	H	Prairie View	57 50
												207	A	Massachusetts	70 74
												219	A	UMKC	75 56
												234	H	Texas Southern	55 69
												237	H	Louisiana	75 60
												257	A	A&M-Corpus Christi	70 57
												257	H	A&M-Corpus Christi	49 59
												268	H	Utah Valley	55 57
												274	A	CSU Bakersfield	63 68
												275	A	Canisius	57 53
												276	A	UTSA	58 61
												287	H	California Baptist	60 56
												340	A	Grand Canyon	66 50
												341	H	Seattle U	69 56
												345	A	Chicago St.	71 55
LAST 12 Division I GAMES:															
219	A	UMKC	75 56	274	A	CSU Bakersfield	63 68								
345	A	Chicago St.	71 55	287	H	California Baptist	60 56								
160	A	New Mexico St.	63 71	2	A	Baylor	37 98								
341	H	Seattle U	69 56	18	A	Texas A&M	61 84								
268	H	Utah Valley	55 57	30	H	Texas	66 81								
340	A	Grand Canyon	66 50	234	H	Texas Southern	55 69								

Non-Div I Games: Texas Lutheran 82 38 UNKNOWN 74 43

UTRGV





Loss, Non-Conf, S Site, H Home A Away N Neutral

Average RPI Win: 237	WON-LOST	WINNING	LAST 10	STRENGTH OF	OPP. STRENGTH	TEAM	ADJ.	CONF.	ADJ CONF.
Average RPI Loss: 143	RECORD	PCT. RANK	GAMES	SCHEDULE	OF SCHEDULE	RPI	RPI	RPI	RPI
DIV. I ONLY	4- 15	312	0- 1	108	212	276	276	14	14
DIV. I NON-CONF.	3- 7	256	0- 0	223	247	302	302	18	18
TOTALS	RPI 1-25	RPI 26-50	W-L RECORDS	RPI 51-100	RPI 101-150	RPI 150+			
4- 15	0- 0	0- 2	OVERALL	0- 2	0- 5	4- 6			
3- 8	0- 0	0- 0	HOME	0- 1	0- 3	3- 4			
1- 6	0- 0	0- 2	AWAY	0- 1	0- 2	1- 1			
0- 1	0- 0	0- 0	NEUTRAL	0- 0	0- 0	0- 1			
3- 7	0- 0	0- 1	NON-CONFERENCE	0- 0	0- 3	3- 3			
3- 3	0- 0	0- 0	HOME	0- 0	0- 1	3- 2			
0- 3	0- 0	0- 1	AWAY	0- 0	0- 2	0- 0			
0- 1	0- 0	0- 0	NEUTRAL	0- 0	0- 0	0- 1			
1- 8	0- 0	0- 1	CONFERENCE	0- 2	0- 2	1- 3			
0- 5	0- 0	0- 0	HOME	0- 1	0- 2	0- 2			
1- 3	0- 0	0- 1	AWAY	0- 1	0- 0	1- 1			
0- 0	0- 0	0- 0	NEUTRAL	0- 0	0- 0	0- 0			

RPI 1-25	RPI 26-50	RPI 51-100	RPI 101+	Team's RPI: 276
RPI S Opponent Score	RPI S Opponent Score	RPI S Opponent Score	RPI S Opponent Score	
	30  Texas 54  98	58  Middle Tenn. 52  72	107  Seton Hall 53  84	
	37  Rice 54  85	67  Old Dominion 47  72	113  UT Arlington 48  53	
			117  Western Ky. 62  81	
			134  IUPUI 50  58	
			141  UAB 42  59	
			158  Charlotte 54  66	
			175  Texas St. 60  68	
			176  North Texas 57 54	
			195  Utah St. 56  62	
			209  UTRGV 61 58	
			231  Marshall 72  79	
			254  San Diego 87 77	
			278  UTEP 60  73	
			302 N UMBC 58  72	
			308  Weber St. 66 59	
LAST 12 Division I GAMES:				
231  Marshall 72  79	176  North Texas 57 54			
117  Western Ky. 62  81	37  Rice 54  85			
67  Old Dominion 47  72	278  UTEP 60  73			
158  Charlotte 54  66	113  UT Arlington 48  53			
141  UAB 42  59	254  San Diego 87 77			
58  Middle Tenn. 52  72	195  Utah St. 56  62			

Non-Div I Games: Concordia (TX) 78 51 Tex. A&M-Kingsville 86 55

UTSA

 Loss,  Non-Conf, S Site,  Home  Away N Neutral

Average RPI Win:	215	WON-LOST	WINNING	LAST 10	STRENGTH OF	OPP. STRENGTH	TEAM	ADJ.	CONF.	ADJ CONF.
Average RPI Loss:	134	RECORD	PCT. RANK	GAMES	SCHEDULE	OF SCHEDULE	RPI	RPI	RPI	RPI
DIV. I ONLY	9- 10	187	0- 1	251	78	195	195	15	15	
DIV. I NON-CONF.	4- 6	212	0- 0	184	17	195	195	13	13	
TOTALS	RPI 1-25	RPI 26-50	W-L RECORDS	RPI 51-100	RPI 101-150	RPI 150+				
9- 10	0- 1	1- 2	OVERALL	0- 1	1- 2	7- 4				
4- 4	0- 1	1- 2	HOME	0- 0	0- 0	3- 1				
5- 4	0- 0	0- 0	AWAY	0- 0	1- 1	4- 3				
0- 2	0- 0	0- 0	NEUTRAL	0- 1	0- 1	0- 0				
4- 6	0- 1	0- 1	NON-CONFERENCE	0- 1	1- 1	3- 2				
1- 3	0- 1	0- 1	HOME	0- 0	0- 0	1- 1				
3- 1	0- 0	0- 0	AWAY	0- 0	1- 0	2- 1				
0- 2	0- 0	0- 0	NEUTRAL	0- 1	0- 1	0- 0				
5- 4	0- 0	1- 1	CONFERENCE	0- 0	0- 1	4- 2				
3- 1	0- 0	1- 1	HOME	0- 0	0- 0	2- 0				
2- 3	0- 0	0- 0	AWAY	0- 0	0- 1	2- 2				
0- 0	0- 0	0- 0	NEUTRAL	0- 0	0- 0	0- 0				

RPI 1-25				RPI 26-50				RPI 51-100				RPI 101+ Team's RPI: 195			
RPI	S	Opponent	Score	RPI	S	Opponent	Score	RPI	S	Opponent	Score	RPI	S	Opponent	Score
4	H	Oregon	58 88	31	H	BYU	57 62	52	N	Southern California	46 55	124	A	Washington St.	72 61
				39	H	New Mexico	64 68					128	A	Fresno St.	59 70
				46	H	Wyoming	50 42					131	N	Colorado	68 78
												166	A	Portland	54 61
												176	A	North Texas	57 41
												211	A	UNLV	56 77
												220	A	Colorado St.	72 53
												243	H	Nevada	79 76
												250	H	Long Beach St.	48 50
												253	A	Air Force	48 44
												268	H	Utah Valley	67 62
												276	A	UTSA	62 56
												327	A	San Jose St.	59 68
												327	H	San Jose St.	82 49
LAST 12 Division I GAMES:															
211	A	UNLV	56 77	128	A	Fresno St.	59 70								
327	A	San Jose St.	59 68	253	A	Air Force	48 44								
39	H	New Mexico	64 68	243	H	Nevada	79 76								
220	A	Colorado St.	72 53	250	H	Long Beach St.	48 50								
327	H	San Jose St.	82 49	268	H	Utah Valley	67 62								
46	H	Wyoming	50 42	176	A	North Texas	57 41								

Non-Div I Games: Northern N.M. 106 35

Utah St.

■ Loss,
■ Non-Conf, S Site,
■ Home
■ Away
N Neutral

Utah Valley

Through Games Of Feb. 4, 2019

Average RPI Win:	287	WON-LOST	WINNING	LAST 10	STRENGTH OF	OPP. STRENGTH	TEAM	ADJ.	CONF.	ADJ CONF.
Average RPI Loss:	168	RECORD	PCT. RANK	GAMES	SCHEDULE	OF SCHEDULE	RPI	RPI	RPI	RPI
DIV. I ONLY	8- 10	211	0- 1	309	294	268	268	30	30	
DIV. I NON-CONF.	3- 7	256	0- 0	222	213	289	289	30	30	
TOTALS	RPI 1-25	RPI 26-50	W-L RECORDS	RPI 51-100	RPI 101-150	RPI 150+				
8- 10	0- 0	0- 2	OVERALL	0- 1	0- 0	8- 7				
6- 3	0- 0	0- 1	HOME	0- 0	0- 0	6- 2				
2- 7	0- 0	0- 1	AWAY	0- 1	0- 0	2- 5				
0- 0	0- 0	0- 0	NEUTRAL	0- 0	0- 0	0- 0				
3- 7	0- 0	0- 2	NON-CONFERENCE	0- 1	0- 0	3- 4				
3- 2	0- 0	0- 1	HOME	0- 0	0- 0	3- 1				
0- 5	0- 0	0- 1	AWAY	0- 1	0- 0	0- 3				
0- 0	0- 0	0- 0	NEUTRAL	0- 0	0- 0	0- 0				
5- 3	0- 0	0- 0	CONFERENCE	0- 0	0- 0	5- 3				
3- 1	0- 0	0- 0	HOME	0- 0	0- 0	3- 1				
2- 2	0- 0	0- 0	AWAY	0- 0	0- 0	2- 2				
0- 0	0- 0	0- 0	NEUTRAL	0- 0	0- 0	0- 0				

RPI 1-25			RPI 26-50			RPI 51-100			RPI 101+			Team's RPI: 268
RPI	S	Opponent	Score	RPI	S	Opponent	Score	RPI	S	Opponent	Score	
29	A	Utah	47 85	74	A	Idaho St.	68 80	160	A	New Mexico St.	52 58	
31	H	BYU	51 77					166	H	Portland	60 65	
								170	H	UC Riverside	56 53	
								195	A	Utah St.	62 67	
								209	A	UTRGV	57 55	
								219	H	UMKC	64 68	
								256	A	Cal St. Fullerton	55 56	
								258	A	Southern Utah	59 60	
								274	H	CSU Bakersfield	78 70	
								287	A	California Baptist	54 83	
								306	H	UC Santa Barbara	63 54	
								308	H	Weber St.	65 59	
								340	H	Grand Canyon	57 46	
								341	A	Seattle U	58 55	
								345	H	Chicago St.	76 61	
LAST 12 Division I GAMES:												
287	A	California Baptist	54 83	274	H	CSU Bakersfield	78 70					
345	H	Chicago St.	76 61	340	H	Grand Canyon	57 46					
219	H	UMKC	64 68	256	A	Cal St. Fullerton	55 56					
160	A	New Mexico St.	52 58	170	H	UC Riverside	56 53					
209	A	UTRGV	57 55	308	H	Weber St.	65 59					
341	A	Seattle U	58 55	195	A	Utah St.	62 67					

Non-Div I Games: Ottawa (AZ) 90 61 La Verne 86 79 Arizona Christian 76 68

Utah Valley

Loss, Non-Conf, S Site, H Home A Away N Neutral

Average RPI Win:	221	WON-LOST	WINNING	LAST 10	STRENGTH OF	OPP. STRENGTH	TEAM	ADJ.	CONF.	ADJ CONF.
Average RPI Loss:	103	RECORD	PCT. RANK	GAMES	SCHEDULE	OF SCHEDULE	RPI	RPI	RPI	RPI
DIV. I ONLY	16- 6	62	1- 0	267	131	121	121	17	17	
DIV. I NON-CONF.	8- 5	120	0- 0	192	126	122	122	16	16	
TOTALS	RPI 1-25	RPI 26-50	W-L RECORDS	RPI 51-100	RPI 101-150	RPI 150+				
16- 6	0- 1	0- 0	OVERALL	2- 2	3- 2	11- 1				
9- 1	0- 0	0- 0	HOME	1- 0	1- 1	7- 0				
6- 4	0- 1	0- 0	AWAY	1- 2	2- 0	3- 1				
1- 1	0- 0	0- 0	NEUTRAL	0- 0	0- 1	1- 0				
8- 5	0- 1	0- 0	NON-CONFERENCE	2- 2	2- 2	4- 0				
4- 1	0- 0	0- 0	HOME	1- 0	1- 1	2- 0				
3- 3	0- 1	0- 0	AWAY	1- 2	1- 0	1- 0				
1- 1	0- 0	0- 0	NEUTRAL	0- 0	0- 1	1- 0				
8- 1	0- 0	0- 0	CONFERENCE	0- 0	1- 0	7- 1				
5- 0	0- 0	0- 0	HOME	0- 0	0- 0	5- 0				
3- 1	0- 0	0- 0	AWAY	0- 0	1- 0	2- 1				
0- 0	0- 0	0- 0	NEUTRAL	0- 0	0- 0	0- 0				

RPI 1-25				RPI 26-50				RPI 51-100				RPI 101+ Team's RPI: 121			
RPI	S	Opponent	Score	RPI	S	Opponent	Score	RPI	S	Opponent	Score	RPI	S	Opponent	Score
22	A	North Carolina	47 59					67	A	Old Dominion	57 60	118	H	UNCW	58 47
								87	A	Cincinnati	54 66	120	H	Radford	49 54
								92	A	Georgetown	47 45	134	N	IUPUI	61 63
								98	H	Wake Forest	53 40	139	A	Fordham	47 44
												148	A	William & Mary	72 55
												187	A	George Washington	48 57
												196	H	Saint Louis	57 47
												199	H	Rhode Island	74 39
												207	H	Massachusetts	52 48
												233	A	N.C. A&T	54 48
												259	A	Richmond	68 43
												280	A	Saint Joseph's	65 47
												280	H	Saint Joseph's	59 40
												286	H	La Salle	68 38
												308	N	Weber St.	64 36
												343	H	Longwood	84 55
												347	H	Delaware St.	97 55
LAST 12 Division I GAMES:															
280	A	Saint Joseph's	65 47	259	A	Richmond	68 43								
207	H	Massachusetts	52 48	286	H	La Salle	68 38								
196	H	Saint Louis	57 47	280	H	Saint Joseph's	59 40								
187	A	George Washington	48 57	347	H	Delaware St.	97 55								
199	H	Rhode Island	74 39	233	A	N.C. A&T	54 48								
139	A	Fordham	47 44	120	H	Radford	49 54								

Non-Div I Games:

VCU

■ Loss,
 ■ Non-Conf, S Site,
 ■ Home
 ■ Away
 N Neutral

Average RPI Win:	284	WON-LOST	WINNING	LAST 10	STRENGTH OF	OPP. STRENGTH	TEAM	ADJ.	CONF.	ADJ CONF.
Average RPI Loss:	163	RECORD	PCT. RANK	GAMES	SCHEDULE	OF SCHEDULE	RPI	RPI	RPI	RPI
DIV. I ONLY	6- 15	283	0- 1	265	232	294	294	13	13	
DIV. I NON-CONF.	4- 8	241	0- 0	321	301	318	318	14	14	
TOTALS	RPI 1-25	RPI 26-50	W-L RECORDS	RPI 51-100	RPI 101-150	RPI 150+				
6- 15	0- 1	0- 0	OVERALL	0- 4	0- 1	6- 9				
3- 7	0- 0	0- 0	HOME	0- 2	0- 0	3- 5				
2- 8	0- 1	0- 0	AWAY	0- 2	0- 1	2- 4				
1- 0	0- 0	0- 0	NEUTRAL	0- 0	0- 0	1- 0				
4- 8	0- 0	0- 0	NON-CONFERENCE	0- 2	0- 1	4- 5				
1- 5	0- 0	0- 0	HOME	0- 2	0- 0	1- 3				
2- 3	0- 0	0- 0	AWAY	0- 0	0- 1	2- 2				
1- 0	0- 0	0- 0	NEUTRAL	0- 0	0- 0	1- 0				
2- 7	0- 1	0- 0	CONFERENCE	0- 2	0- 0	2- 4				
2- 2	0- 0	0- 0	HOME	0- 0	0- 0	2- 2				
0- 5	0- 1	0- 0	AWAY	0- 2	0- 0	0- 2				
0- 0	0- 0	0- 0	NEUTRAL	0- 0	0- 0	0- 0				

RPI 1-25				RPI 26-50				RPI 51-100				RPI 101+ Team's RPI: 294			
RPI	S	Opponent	Score	RPI	S	Opponent	Score	RPI	S	Opponent	Score	RPI	S	Opponent	Score
19	A	Drake	53 84					55	H	Miami (OH)	47 68	116	A	Morehead St.	62 68
								66	A	Missouri St.	63 108	154	A	Southern Ill.	65 87
								82	H	Toledo	59 65	156	H	Bradley	76 73
								93	A	UNI	52 71	173	H	Indiana St.	82 86
												186	H	Illinois St.	67 70
												189	A	Illinois	54 73
												218	H	Bowling Green	72 79
												222	H	North Dakota	56 62
												227	A	Loyola Chicago	54 80
												255	N	St. Francis Brooklyn	78 76
												279	H	Eastern Ill.	62 60
												312	H	North Dakota St.	48 51
												331	A	UIC	65 75
												332	A	Purdue Fort Wayne	68 64
												338	H	Evansville	93 49
												345	A	Chicago St.	76 70
LAST 12 Division I GAMES:															
186	H	Illinois St.	67 70	19	A	Drake	53 84	55	H	Miami (OH)	47 68	116	A	Morehead St.	62 68
156	H	Bradley	76 73	93	A	UNI	52 71	66	A	Missouri St.	63 108	154	A	Southern Ill.	65 87
66	A	Missouri St.	63 108	227	A	Loyola Chicago	54 80	82	H	Toledo	59 65	156	H	Bradley	76 73
154	A	Southern Ill.	65 87	218	H	Bowling Green	72 79	93	A	UNI	52 71	173	H	Indiana St.	82 86
338	H	Evansville	93 49	332	A	Purdue Fort Wayne	68 64					186	H	Illinois St.	67 70
173	H	Indiana St.	82 86	312	H	North Dakota St.	48 51					189	A	Illinois	54 73

Non-Div I Games:

Valparaiso

■ Loss,
■ Non-Conf,
■ S Site,
■ H Home
■ A Away
N Neutral

Vanderbilt

Through Games Of Feb. 4, 2019

Average RPI Win:	258	WON-LOST	WINNING	LAST 10	STRENGTH OF	OPP. STRENGTH	TEAM	ADJ.	CONF.	ADJ CONF.
Average RPI Loss:	52	RECORD	PCT. RANK	GAMES	SCHEDULE	OF SCHEDULE	RPI	RPI	RPI	RPI
DIV. I ONLY	6- 16	292	0- 1	23	61	171	171	5	5	
DIV. I NON-CONF.	5- 8	224	0- 0	72	78	179	179	5	5	
TOTALS	RPI 1-25	RPI 26-50	W-L RECORDS	RPI 51-100	RPI 101-150	RPI 150+				
6- 16	0- 6	0- 2	OVERALL	0- 5	0- 2	6- 1				
5- 6	0- 2	0- 0	HOME	0- 2	0- 1	5- 1				
1- 7	0- 3	0- 1	AWAY	0- 3	0- 0	1- 0				
0- 3	0- 1	0- 1	NEUTRAL	0- 0	0- 1	0- 0				
5- 8	0- 3	0- 1	NON-CONFERENCE	0- 2	0- 1	5- 1				
4- 2	0- 1	0- 0	HOME	0- 0	0- 0	4- 1				
1- 3	0- 1	0- 0	AWAY	0- 2	0- 0	1- 0				
0- 3	0- 1	0- 1	NEUTRAL	0- 0	0- 1	0- 0				
1- 8	0- 3	0- 1	CONFERENCE	0- 3	0- 1	1- 0				
1- 4	0- 1	0- 0	HOME	0- 2	0- 1	1- 0				
0- 4	0- 2	0- 1	AWAY	0- 1	0- 0	0- 0				
0- 0	0- 0	0- 0	NEUTRAL	0- 0	0- 0	0- 0				

RPI 1-25				RPI 26-50				RPI 51-100				RPI 101+ Team's RPI: 171			
RPI	S	Opponent	Score	RPI	S	Opponent	Score	RPI	S	Opponent	Score	RPI	S	Opponent	Score
6	N	UConn	42 80	27	N	Miami (FL)	65 90	51	H	Auburn	70 72	105	N	Creighton	55 75
9	A	NC State	54 74	33	A	Kentucky	55 77	58	A	Middle Tenn.	58 65	111	H	Georgia	64 71
16	A	South Carolina	69 80					59	A	Kansas St.	61 72	161	H	North Ala.	71 74
18	A	Texas A&M	53 69					61	H	Tennessee	65 82	180	A	Ball St.	60 43
18	H	Texas A&M	43 50					73	A	Arkansas	62 83	201	H	Ole Miss	80 68
21	H	Central Mich.	57 66									260	H	Samford	77 52
												282	H	Austin Peay	99 70
												290	H	Tennessee St.	89 63
												335	H	Presbyterian	78 43
LAST 12 Division I GAMES:															
61	H	Tennessee	65 82	18	H	Texas A&M	43 50								
18	A	Texas A&M	53 69	111	H	Georgia	64 71								
16	A	South Carolina	69 80	33	A	Kentucky	55 77								
201	H	Ole Miss	80 68	260	H	Samford	77 52								
51	H	Auburn	70 72	105	N	Creighton	55 75								
73	A	Arkansas	62 83	27	N	Miami (FL)	65 90								

Non-Div I Games:

Vanderbilt

Loss, Non-Conf, S Site, H Home A Away N Neutral

Average RPI Win:	281	WON-LOST	WINNING	LAST 10	STRENGTH OF	OPP. STRENGTH	TEAM	ADJ.	CONF.	ADJ CONF.
Average RPI Loss:	165	RECORD	PCT. RANK	GAMES	SCHEDULE	OF SCHEDULE	RPI	RPI	RPI	RPI
DIV. I ONLY	8- 12	231	0- 1	260	285	273	273	23	23	
DIV. I NON-CONF.	3- 8	267	0- 1	212	296	293	293	25	25	
TOTALS	RPI 1-25	RPI 26-50	W-L RECORDS	RPI 51-100	RPI 101-150	RPI 150+				
8- 12	0- 0	0- 0	OVERALL	0- 5	0- 0	8- 7				
5- 7	0- 0	0- 0	HOME	0- 3	0- 0	5- 4				
3- 5	0- 0	0- 0	AWAY	0- 2	0- 0	3- 3				
0- 0	0- 0	0- 0	NEUTRAL	0- 0	0- 0	0- 0				
3- 8	0- 0	0- 0	NON-CONFERENCE	0- 3	0- 0	3- 5				
2- 5	0- 0	0- 0	HOME	0- 2	0- 0	2- 3				
1- 3	0- 0	0- 0	AWAY	0- 1	0- 0	1- 2				
0- 0	0- 0	0- 0	NEUTRAL	0- 0	0- 0	0- 0				
5- 4	0- 0	0- 0	CONFERENCE	0- 2	0- 0	5- 2				
3- 2	0- 0	0- 0	HOME	0- 1	0- 0	3- 1				
2- 2	0- 0	0- 0	AWAY	0- 1	0- 0	2- 1				
0- 0	0- 0	0- 0	NEUTRAL	0- 0	0- 0	0- 0				

RPI S	Opponent	Score	RPI S	Opponent	Score	RPI S	Opponent	Score	RPI S	Opponent	Score	Team's RPI: 273
						76	H Maine	51 63	153	A South Fla.	55 102	
						86	H Drexel	44 60	165	H Stony Brook	61 67	
						89	H Yale	55 58	194	H Rider	54 49	
						95	A Kansas	36 77	199	H Rhode Island	58 61	
						97	A Hartford	32 61	210	H Holy Cross	40 65	
									225	H Dartmouth	42 66	
									239	H Albany (NY)	52 39	
									245	A Binghamton	58 57	
									275	A Canisius	46 67	
									302	A UMBC	58 44	
									307	A UMass Lowell	51 54	
									307	H UMass Lowell	52 42	
									309	A NJIT	71 63	
									326	H Wagner	56 54	
									328	H New Hampshire	69 60	
LAST 12 Division I GAMES:												
			86	H Drexel	44 60	97	A Hartford	32 61				
			307	H UMass Lowell	52 42	76	H Maine	51 63				
			165	H Stony Brook	61 67	239	H Albany (NY)	52 39				
			302	A UMBC	58 44	307	A UMass Lowell	51 54				
			245	A Binghamton	58 57	95	A Kansas	36 77				
			328	H New Hampshire	69 60	275	A Canisius	46 67				

Non-Div I Games: Norwich 78 28

Vermont

■ Loss,
■ Non-Conf,
■ S Site,
■ H Home
■ A Away
N Neutral

Average RPI Win: 144		WON-LOST	WINNING	LAST 10	STRENGTH OF		OPP. STRENGTH	TEAM	ADJ.	CONF.	ADJ CONF.
Average RPI Loss: 51		RECORD	PCT. RANK	GAMES	SCHEDULE		OF SCHEDULE	RPI	RPI	RPI	RPI
DIV. I ONLY		15- 7	81	1- 0	52		51	43	43	6	6
DIV. I NON-CONF.		9- 2	43	0- 0	86		66	21	21	4	4
TOTALS		RPI 1-25	RPI 26-50		W-L RECORDS		RPI 51-100	RPI 101-150		RPI 150+	
15- 7	0- 2	0- 2		OVERALL		3- 2	7- 1		5- 0		
8- 3	0- 1	0- 2		HOME		2- 0	3- 0		3- 0		
7- 3	0- 1	0- 0		AWAY		1- 1	4- 1		2- 0		
0- 1	0- 0	0- 0		NEUTRAL		0- 1	0- 0		0- 0		
9- 2	0- 1	0- 0		NON-CONFERENCE		3- 1	2- 0		4- 0		
5- 0	0- 0	0- 0		HOME		2- 0	1- 0		2- 0		
4- 1	0- 1	0- 0		AWAY		1- 0	1- 0		2- 0		
0- 1	0- 0	0- 0		NEUTRAL		0- 1	0- 0		0- 0		
6- 5	0- 1	0- 2		CONFERENCE		0- 1	5- 1		1- 0		
3- 3	0- 1	0- 2		HOME		0- 0	2- 0		1- 0		
3- 2	0- 0	0- 0		AWAY		0- 1	3- 1		0- 0		
0- 0	0- 0	0- 0		NEUTRAL		0- 0	0- 0		0- 0		

RPI S	Opponent	Score	RPI S	Opponent	Score	Team's RPI: 43	RPI S	Opponent	Score	RPI S	Opponent	Score
8	H Marquette	55 91	38	H DePaul	59 66		56	N Virginia Tech	59 61	103	A Providence	61 67
14	A UCF	56 71	45	H Butler	55 63		77	H Princeton	67 46	103	H Providence	53 33
							81	A Penn	58 50	105	A Creighton	54 52
							92	A Georgetown	63 68	105	H Creighton	67 62
							97	H Hartford	59 41	107	A Seton Hall	70 66
										111	H Georgia	62 56
										127	A St. John's (NY)	73 57
										136	A Lehigh	70 48
										169	H Xavier	75 71
										187	A George Washington	60 45
										188	H Temple	76 68
										280	A Saint Joseph's	47 35
										286	H La Salle	81 68
LAST 12 Division I GAMES:												
105	H Creighton	67 62	38	H DePaul	59 66							
103	H Providence	53 33	8	H Marquette	55 91							
127	A St. John's (NY)	73 57	103	A Providence	61 67							
107	A Seton Hall	70 66	105	A Creighton	54 52							
92	A Georgetown	63 68	169	H Xavier	75 71							
81	A Penn	58 50	45	H Butler	55 63							

Non-Div I Games:

Villanova

■ Loss,
■ Non-Conf, S Site,
■ Home
■ Away
N Neutral

Average RPI Win:	151	WON-LOST	WINNING	LAST 10	STRENGTH OF	OPP. STRENGTH	TEAM	ADJ.	CONF.	ADJ CONF.
Average RPI Loss:	52	RECORD	PCT. RANK	GAMES	SCHEDULE	OF SCHEDULE	RPI	RPI	RPI	RPI
DIV. I ONLY	8- 14	248	0- 1	4	23	104	104	1	1	
DIV. I NON-CONF.	6- 7	172	0- 0	29	70	120	120	1	1	
TOTALS	RPI 1-25	RPI 26-50	W-L RECORDS	RPI 51-100	RPI 101-150	RPI 150+				
8- 14	0- 7	0- 3	OVERALL	3- 1	1- 2	4- 1				
5- 7	0- 4	0- 0	HOME	2- 1	0- 1	3- 1				
2- 6	0- 3	0- 3	AWAY	1- 0	1- 0	0- 0				
1- 1	0- 0	0- 0	NEUTRAL	0- 0	0- 1	1- 0				
6- 7	0- 3	0- 1	NON-CONFERENCE	2- 0	0- 2	4- 1				
4- 4	0- 2	0- 0	HOME	1- 0	0- 1	3- 1				
1- 2	0- 1	0- 1	AWAY	1- 0	0- 0	0- 0				
1- 1	0- 0	0- 0	NEUTRAL	0- 0	0- 1	1- 0				
2- 7	0- 4	0- 2	CONFERENCE	1- 1	1- 0	0- 0				
1- 3	0- 2	0- 0	HOME	1- 1	0- 0	0- 0				
1- 4	0- 2	0- 2	AWAY	0- 0	1- 0	0- 0				
0- 0	0- 0	0- 0	NEUTRAL	0- 0	0- 0	0- 0				

RPI	S	Opponent	Score	RPI	S	Opponent	Score	RPI	S	Opponent	Score	RPI	S	Opponent	Score	Team's RPI: 104
3	A	Louisville	43 91	27	A	Miami (FL)	59 72	56	H	Virginia Tech	62 58	114	N	Alabama	52 64	
7	H	Mississippi St.	44 72	33	A	Kentucky	51 63	67	A	Old Dominion	73 67	120	H	Radford	44 57	
9	H	NC State	38 66	47	A	Clemson	65 71	98	H	Wake Forest	42 52	123	A	Pittsburgh	74 57	
10	A	Syracuse	68 72					100	H	American	57 54	153	N	South Fla.	74 67	
21	H	Central Mich.	61 74									158	H	Charlotte	65 61	
23	H	Florida St.	61 63									196	H	Saint Louis	65 67	
24	A	Michigan St.	66 91									233	H	N.C. A&T	67 57	
												315	H	Coppin St.	55 41	
LAST 12 Division I GAMES:																
27	A	Miami (FL)	59 72	56	H	Virginia Tech	62 58	47	A	Clemson	65 71	23	H	Florida St.	61 63	
10	A	Syracuse	68 72	158	H	Charlotte	65 61	153	N	South Fla.	74 67	114	N	Alabama	52 64	
98	H	Wake Forest	42 52													
123	A	Pittsburgh	74 57													
3	A	Louisville	43 91													
9	H	NC State	38 66													

Non-Div I Games:

Virginia

■ Loss,
■ Non-Conf,
■ S Site,
■ H Home
■ A Away
N Neutral

Average RPI Win:	178	WON-LOST	WINNING	LAST 10	STRENGTH OF	OPP. STRENGTH	TEAM	ADJ.	CONF.	ADJ CONF.
Average RPI Loss:	28	RECORD	PCT. RANK	GAMES	SCHEDULE	OF SCHEDULE	RPI	RPI	RPI	RPI
DIV. I ONLY	15- 7	81	1- 0	69	35	56	56	1	1	
DIV. I NON-CONF.	13- 0	1	0- 0	237	148	30	30	1	1	
TOTALS	RPI 1-25	RPI 26-50	W-L RECORDS	RPI 51-100	RPI 101-150	RPI 150+				
15- 7	1- 5	1- 1	OVERALL	0- 0	6- 1	7- 0				
8- 4	1- 4	0- 0	HOME	0- 0	2- 0	5- 0				
3- 3	0- 1	0- 1	AWAY	0- 0	2- 1	1- 0				
4- 0	0- 0	1- 0	NEUTRAL	0- 0	2- 0	1- 0				
13- 0	1- 0	1- 0	NON-CONFERENCE	0- 0	4- 0	7- 0				
8- 0	1- 0	0- 0	HOME	0- 0	2- 0	5- 0				
1- 0	0- 0	0- 0	AWAY	0- 0	0- 0	1- 0				
4- 0	0- 0	1- 0	NEUTRAL	0- 0	2- 0	1- 0				
2- 7	0- 5	0- 1	CONFERENCE	0- 0	2- 1	0- 0				
0- 4	0- 4	0- 0	HOME	0- 0	0- 0	0- 0				
2- 3	0- 1	0- 1	AWAY	0- 0	2- 1	0- 0				
0- 0	0- 0	0- 0	NEUTRAL	0- 0	0- 0	0- 0				

RPI S	Opponent	Score	RPI S	Opponent	Score	RPI S	Opponent	Score	RPI S	Opponent	Score
1	H Notre Dame	51 80	27	A Miami (FL)	61 68				102	A Boston College	95 86
9	A NC State	61 70	43	N Villanova	61 59				104	A Virginia	58 62
10	H Syracuse	73 75							106	N Dayton	69 57
15	H Rutgers	67 51							110	N Ohio St.	81 73
22	H North Carolina	69 81							120	H Radford	55 44
23	H Florida St.	54 56							123	A Pittsburgh	74 58
									130	H Chattanooga	74 59
									227	H Monmouth	82 49
									229	A Liberty	72 61
									247	H Mt. St. Mary's	83 51
									259	N Richmond	85 57
									277	H Ga. Southern	78 49
									337	H USC Upstate	96 45
									343	H Longwood	93 39
LAST 12 Division I GAMES:											
102	A Boston College	95 86	104	A Virginia	58 62						
123	A Pittsburgh	74 58	10	H Syracuse	73 75						
23	H Florida St.	54 56	27	A Miami (FL)	61 68						
22	H North Carolina	69 81	343	H Longwood	93 39						
9	A NC State	61 70	110	N Ohio St.	81 73						
1	H Notre Dame	51 80	106	N Dayton	69 57						

Non-Div I Games:

Virginia Tech

Average RPI Win:	317	WON-LOST	WINNING	LAST 10	STRENGTH OF	OPP. STRENGTH	TEAM	ADJ.	CONF.	ADJ CONF.
Average RPI Loss:	224	RECORD	PCT. RANK	GAMES	SCHEDULE	OF SCHEDULE	RPI	RPI	RPI	RPI
DIV. I ONLY	5- 14	293	0- 1	314	349	326	326	31	31	
DIV. I NON-CONF.	1- 9	326	0- 1	279	342	340	340	31	31	
TOTALS	RPI 1-25	RPI 26-50	W-L RECORDS	RPI 51-100	RPI 101-150	RPI 150+				
5- 14	0- 0	0- 0	OVERALL	0- 1	0- 2	5- 11				
3- 4	0- 0	0- 0	HOME	0- 1	0- 0	3- 3				
2- 9	0- 0	0- 0	AWAY	0- 0	0- 2	2- 7				
0- 1	0- 0	0- 0	NEUTRAL	0- 0	0- 0	0- 1				
1- 9	0- 0	0- 0	NON-CONFERENCE	0- 1	0- 2	1- 6				
0- 3	0- 0	0- 0	HOME	0- 1	0- 0	0- 2				
1- 5	0- 0	0- 0	AWAY	0- 0	0- 2	1- 3				
0- 1	0- 0	0- 0	NEUTRAL	0- 0	0- 0	0- 1				
4- 5	0- 0	0- 0	CONFERENCE	0- 0	0- 0	4- 5				
3- 1	0- 0	0- 0	HOME	0- 0	0- 0	3- 1				
1- 4	0- 0	0- 0	AWAY	0- 0	0- 0	1- 4				
0- 0	0- 0	0- 0	NEUTRAL	0- 0	0- 0	0- 0				

RPI S	Opponent	Score	RPI S	Opponent	Score	RPI S	Opponent	Score	RPI S	Opponent	Score	Team's RPI: 326
						89	H Yale	41 74	107	A Seton Hall	40 95	
									139	A Fordham	59 80	
									165	A Stony Brook	45 70	
									206	A Saint Francis (PA)	70 107	
									213	A Robert Morris	46 69	
									244	A Sacred Heart	64 72	
									244	H Sacred Heart	68 80	
									247	H Mt. St. Mary's	92 76	
									255	A St. Francis Brooklyn	61 76	
									271	N Siena	71 74	
									273	A Vermont	54 56	
									296	H Army West Point	46 61	
									299	A Central Conn. St.	75 63	
									319	A Saint Peter's	57 69	
									320	H Lafayette	43 66	
									343	A Longwood	86 60	
									344	H Fairleigh Dickinson	71 59	
									351	H LIU Brooklyn	72 62	
LAST 12 Division I GAMES:												
			271	N Siena	71 74		344	H Fairleigh Dickinson	71 59			
			351	H LIU Brooklyn	72 62		244	H Sacred Heart	68 80			
			206	A Saint Francis (PA)	70 107		299	A Central Conn. St.	75 63			
			213	A Robert Morris	46 69		255	A St. Francis Brooklyn	61 76			
			244	A Sacred Heart	64 72		165	A Stony Brook	45 70			
			247	H Mt. St. Mary's	92 76		296	H Army West Point	46 61			

Non-Div I Games: Staten Island 86 59

Wagner

■ Loss,
 ■ Non-Conf,
 ■ S Site,
 ■ H Home
 ■ A Away
 N Neutral

Wake Forest

Through Games Of Feb. 4, 2019

Average RPI Win:	170	WON-LOST	WINNING	LAST 10	STRENGTH OF	OPP. STRENGTH	TEAM	ADJ.	CONF.	ADJ CONF.
Average RPI Loss:	67	RECORD	PCT. RANK	GAMES	SCHEDULE	OF SCHEDULE	RPI	RPI	RPI	RPI
DIV. I ONLY	10- 12	197	0- 1	12	75	98	98	1	1	
DIV. I NON-CONF.	9- 4	85	0- 0	56	285	79	79	1	1	
TOTALS	RPI 1-25	RPI 26-50	W-L RECORDS	RPI 51-100	RPI 101-150	RPI 150+				
10- 12	0- 5	1- 2	OVERALL	0- 1	3- 2	6- 2				
7- 6	0- 2	1- 2	HOME	0- 0	2- 1	4- 1				
2- 6	0- 3	0- 0	AWAY	0- 1	1- 1	1- 1				
1- 0	0- 0	0- 0	NEUTRAL	0- 0	0- 0	1- 0				
9- 4	0- 0	1- 1	NON-CONFERENCE	0- 0	2- 1	6- 2				
7- 2	0- 0	1- 1	HOME	0- 0	2- 0	4- 1				
1- 2	0- 0	0- 0	AWAY	0- 0	0- 1	1- 1				
1- 0	0- 0	0- 0	NEUTRAL	0- 0	0- 0	1- 0				
1- 8	0- 5	0- 1	CONFERENCE	0- 1	1- 1	0- 0				
0- 4	0- 2	0- 1	HOME	0- 0	0- 1	0- 0				
1- 4	0- 3	0- 0	AWAY	0- 1	1- 0	0- 0				
0- 0	0- 0	0- 0	NEUTRAL	0- 0	0- 0	0- 0				

RPI 1-25				RPI 26-50				RPI 51-100				Team's RPI: 98		RPI 101+			
RPI	S	Opponent	Score	RPI	S	Opponent	Score	RPI	S	Opponent	Score			RPI	S	Opponent	Score
1	A	Notre Dame	48 78	27	H	Miami (FL)	57 72	71	A	Duke	52 66			102	H	Boston College	64 65
3	H	Louisville	49 73	34	H	Indiana	73 87							104	A	Virginia	52 42
9	H	NC State	50 59	42	H	James Madison	50 49							119	H	Towson	60 53
22	A	North Carolina	61 84											121	A	VCU	40 53
23	A	Florida St.	61 85											127	H	St. John's (NY)	64 59
														155	H	Mercer	69 54
														158	A	Charlotte	69 43
														169	H	Xavier	50 62
														179	H	UMES	78 67
														216	A	East Carolina	61 70
														259	H	Richmond	62 48
														266	H	Norfolk St.	63 61
														292	N	South Carolina St.	58 44
LAST 12 Division I GAMES:																	
23	A	Florida St.	61 85	1	A	Notre Dame	48 78										
9	H	NC State	50 59	102	H	Boston College	64 65										
104	A	Virginia	52 42	27	H	Miami (FL)	57 72										
71	A	Duke	52 66	266	H	Norfolk St.	63 61										
3	H	Louisville	49 73	292	N	South Carolina St.	58 44										
22	A	North Carolina	61 84	42	H	James Madison	50 49										

Non-Div I Games:

Wake Forest

■ Loss,
 ■ Non-Conf,
 ■ S Site,
 ■ H Home
 ■ A Away
 N Neutral

Average RPI Win:	190	WON-LOST	WINNING	LAST 10	STRENGTH OF	OPP. STRENGTH	TEAM	ADJ.	CONF.	ADJ CONF.
Average RPI Loss:	49	RECORD	PCT. RANK	GAMES	SCHEDULE	OF SCHEDULE	RPI	RPI	RPI	RPI
DIV. I ONLY	8- 15	257	0- 1	15	55	135	135	2	2	
DIV. I NON-CONF.	7- 5	132	0- 1	97	167	128	128	2	2	
TOTALS	RPI 1-25	RPI 26-50	W-L RECORDS	RPI 51-100	RPI 101-150	RPI 150+				
8- 15	0- 4	0- 5	OVERALL	1- 3	3- 3	4- 0				
6- 6	0- 2	0- 2	HOME	0- 1	3- 1	3- 0				
1- 7	0- 2	0- 3	AWAY	0- 1	0- 1	1- 0				
1- 2	0- 0	0- 0	NEUTRAL	1- 1	0- 1	0- 0				
7- 5	0- 1	0- 0	NON-CONFERENCE	1- 2	2- 2	4- 0				
5- 2	0- 1	0- 0	HOME	0- 1	2- 0	3- 0				
1- 1	0- 0	0- 0	AWAY	0- 0	0- 1	1- 0				
1- 2	0- 0	0- 0	NEUTRAL	1- 1	0- 1	0- 0				
1- 10	0- 3	0- 5	CONFERENCE	0- 1	1- 1	0- 0				
1- 4	0- 1	0- 2	HOME	0- 0	1- 1	0- 0				
0- 6	0- 2	0- 3	AWAY	0- 1	0- 0	0- 0				
0- 0	0- 0	0- 0	NEUTRAL	0- 0	0- 0	0- 0				

RPI	S	Opponent	Score	RPI	S	Opponent	Score	RPI	S	Opponent	Score	RPI	S	Opponent	Score	Team's RPI: 135
4	A	Oregon	71 84	26	A	California	70 79	52	A	Southern California	57 82	110	H	Ohio St.	69 59	
4	H	Oregon	57 76	29	H	Utah	43 58	57	N	Michigan	73 80	122	A	Tulane	51 63	
5	A	Stanford	54 91	31	A	Oregon St.	67 78	60	H	Boise St.	69 73	124	H	Washington St.	76 79	
7	H	Mississippi St.	56 103	31	H	Oregon St.	39 86	71	N	Duke	71 64	131	H	Colorado	68 58	
				49	A	UCLA	60 76					139	N	Fordham	57 65	
												145	H	Montana	69 54	
												204	H	George Mason	81 52	
												256	H	Cal St. Fullerton	83 74	
												265	H	Northern Ariz.	81 59	
												341	A	Seattle U	69 58	
LAST 12 Division I GAMES:																
60	H	Boise St.	69 73	31	H	Oregon St.	39 86									
57	N	Michigan	73 80	26	A	California	70 79									
139	N	Fordham	57 65	5	A	Stanford	54 91									
49	A	UCLA	60 76	29	H	Utah	43 58									
52	A	Southern California	57 82	131	H	Colorado	68 58									
4	H	Oregon	57 76	31	A	Oregon St.	67 78									

Non-Div I Games:

Washington

■ Loss,
■ Non-Conf,
■ S Site,
■ H Home
■ A Away
N Neutral

Average RPI Win:	162	WON-LOST	WINNING	LAST 10	STRENGTH OF	OPP. STRENGTH	TEAM	ADJ.	CONF.	ADJ CONF.
Average RPI Loss:	54	RECORD	PCT. RANK	GAMES	SCHEDULE	OF SCHEDULE	RPI	RPI	RPI	RPI
DIV. I ONLY	7- 15	268	1- 0	7	41	124	124	2	2	
DIV. I NON-CONF.	5- 6	177	1- 0	63	112	160	160	2	2	
TOTALS	RPI 1-25	RPI 26-50	W-L RECORDS	RPI 51-100	RPI 101-150	RPI 150+				
7- 15	0- 4	0- 5	OVERALL	1- 4	3- 1	3- 1				
4- 6	0- 1	0- 2	HOME	1- 2	2- 0	1- 1				
1- 8	0- 3	0- 3	AWAY	0- 1	1- 1	0- 0				
2- 1	0- 0	0- 0	NEUTRAL	0- 1	0- 0	2- 0				
5- 6	0- 1	0- 0	NON-CONFERENCE	1- 3	1- 1	3- 1				
3- 3	0- 0	0- 0	HOME	1- 2	1- 0	1- 1				
0- 2	0- 1	0- 0	AWAY	0- 0	0- 1	0- 0				
2- 1	0- 0	0- 0	NEUTRAL	0- 1	0- 0	2- 0				
2- 9	0- 3	0- 5	CONFERENCE	0- 1	2- 0	0- 0				
1- 3	0- 1	0- 2	HOME	0- 0	1- 0	0- 0				
1- 6	0- 2	0- 3	AWAY	0- 1	1- 0	0- 0				
0- 0	0- 0	0- 0	NEUTRAL	0- 0	0- 0	0- 0				

RPI 1-25				RPI 26-50				RPI 51-100				RPI 101+ Team's RPI: 124			
RPI	S	Opponent	Score	RPI	S	Opponent	Score	RPI	S	Opponent	Score	RPI	S	Opponent	Score
4	A	Oregon	58 98	26	A	California	63 77	52	A	Southern California	73 81	101	H	Nebraska	87 84
4	H	Oregon	64 79	29	H	Utah	68 72	53	H	Saint Mary's (CA)	64 70	131	H	Colorado	74 48
5	A	Stanford	64 85	31	A	Oregon St.	69 76	60	H	Boise St.	95 71	135	A	Washington	79 76
12	A	Gonzaga	53 76	31	H	Oregon St.	35 52	79	H	UC Davis	62 75	144	A	CSUN	52 65
				49	A	UCLA	56 83	95	N	Kansas	63 71	195	H	Utah St.	61 72
												223	N	Jacksonville St.	64 51
												224	H	San Francisco	91 61
												263	N	Wichita St.	85 59
LAST 12 Division I GAMES:															
263	N	Wichita St.	85 59	5	A	Stanford	64 85								
223	N	Jacksonville St.	64 51	26	A	California	63 77								
52	A	Southern California	73 81	131	H	Colorado	74 48								
49	A	UCLA	56 83	29	H	Utah	68 72								
31	H	Oregon St.	35 52	4	A	Oregon	58 98								
4	H	Oregon	64 79	31	A	Oregon St.	69 76								

Non-Div I Games:

Washington St.

Average RPI Win:	237	WON-LOST	WINNING	LAST 10	STRENGTH OF	OPP. STRENGTH	TEAM	ADJ.	CONF.	ADJ CONF.
Average RPI Loss:	171	RECORD	PCT. RANK	GAMES	SCHEDULE	OF SCHEDULE	RPI	RPI	RPI	RPI
DIV. I ONLY	3- 17	326	0- 0	219	197	308	308	16	16	
DIV. I NON-CONF.	2- 7	288	0- 0	290	214	312	312	12	12	
TOTALS	RPI 1-25	RPI 26-50	W-L RECORDS	RPI 51-100	RPI 101-150	RPI 150+				
3- 17	0- 0	0- 1	OVERALL	0- 2	1- 4	2- 10				
1- 8	0- 0	0- 0	HOME	0- 2	0- 2	1- 4				
2- 8	0- 0	0- 1	AWAY	0- 0	1- 1	1- 6				
0- 1	0- 0	0- 0	NEUTRAL	0- 0	0- 1	0- 0				
2- 7	0- 0	0- 1	NON-CONFERENCE	0- 0	0- 2	2- 4				
1- 2	0- 0	0- 0	HOME	0- 0	0- 0	1- 2				
1- 4	0- 0	0- 1	AWAY	0- 0	0- 1	1- 2				
0- 1	0- 0	0- 0	NEUTRAL	0- 0	0- 1	0- 0				
1- 10	0- 0	0- 0	CONFERENCE	0- 2	1- 2	0- 6				
0- 6	0- 0	0- 0	HOME	0- 2	0- 2	0- 2				
1- 4	0- 0	0- 0	AWAY	0- 0	1- 0	0- 4				
0- 0	0- 0	0- 0	NEUTRAL	0- 0	0- 0	0- 0				

RPI S	Opponent	Score	RPI S	Opponent	Score	RPI S	Opponent	Score	RPI S	Opponent	Score	Team's RPI: 308
29	A Utah	56 77	74	H Idaho St.	57 70	109	A Northern Colo.	55 54	121	N VCU	36 64	
			96	H Idaho	74 79	137	A Pepperdine	47 68	140	H Montana St.	59 66	
						145	H Montana	60 72	163	A Portland St.	38 65	
						163	H Portland St.	59 77	166	H Portland	73 89	
						170	H UC Riverside	39 71	197	H Eastern Wash.	58 64	
						238	A Sacramento St.	62 77	258	A Southern Utah	79 84	
						265	A Northern Ariz.	64 74	268	A Utah Valley	59 65	
						276	A UTSA	59 66	278	H UTEP	68 63	
						324	A Incarnate Word	72 64				
LAST 12 Division I GAMES:												
238	A Sacramento St.	62 77	74	H Idaho St.	57 70							
163	A Portland St.	38 65	258	A Southern Utah	79 84							
145	H Montana	60 72	265	A Northern Ariz.	64 74							
140	H Montana St.	59 66	96	H Idaho	74 79							
109	A Northern Colo.	55 54	197	H Eastern Wash.	58 64							
163	H Portland St.	59 77	170	H UC Riverside	39 71							

Non-Div I Games: La Verne 105 43

Weber St.

■ Loss,
 ■ Non-Conf,
 ■ S Site,
 ■ H Home
 ■ A Away
 N Neutral

West Virginia

Through Games Of Feb. 4, 2019

Average RPI Win:	182	WON-LOST	WINNING	LAST 10	STRENGTH OF	OPP. STRENGTH	TEAM	ADJ.	CONF.	ADJ CONF.
Average RPI Loss:	26	RECORD	PCT. RANK	GAMES	SCHEDULE	OF SCHEDULE	RPI	RPI	RPI	RPI
DIV. I ONLY	16- 5	45	1- 0	143	30	65	65	3	3	
DIV. I NON-CONF.	9- 2	43	1- 0	340	109	187	187	3	3	
TOTALS	RPI 1-25	RPI 26-50	W-L RECORDS	RPI 51-100	RPI 101-150	RPI 150+				
16- 5	1- 2	1- 3	OVERALL	3- 0	4- 0	7- 0				
12- 2	1- 0	0- 2	HOME	3- 0	2- 0	6- 0				
3- 2	0- 1	1- 1	AWAY	0- 0	2- 0	0- 0				
1- 1	0- 1	0- 0	NEUTRAL	0- 0	0- 0	1- 0				
9- 2	0- 1	0- 1	NON-CONFERENCE	0- 0	2- 0	7- 0				
7- 1	0- 0	0- 1	HOME	0- 0	1- 0	6- 0				
1- 0	0- 0	0- 0	AWAY	0- 0	1- 0	0- 0				
1- 1	0- 1	0- 0	NEUTRAL	0- 0	0- 0	1- 0				
7- 3	1- 1	1- 2	CONFERENCE	3- 0	2- 0	0- 0				
5- 1	1- 0	0- 1	HOME	3- 0	1- 0	0- 0				
2- 2	0- 1	1- 1	AWAY	0- 0	1- 0	0- 0				
0- 0	0- 0	0- 0	NEUTRAL	0- 0	0- 0	0- 0				

RPI 1-25				RPI 26-50				RPI 51-100				Team's RPI: 65	RPI 101+			
RPI	S	Opponent	Score	RPI	S	Opponent	Score	RPI	S	Opponent	Score		RPI	S	Opponent	Score
2	A	Baylor	47 79	30	A	Texas	64 58	59	H	Kansas St.	60 30		119	H	Towson	90 43
11	H	Iowa St.	73 64	30	H	Texas	58 70	85	H	Oklahoma St.	67 58		123	A	Pittsburgh	77 43
13	N	Iowa	81 84	36	H	Missouri	51 68	95	H	Kansas	71 50		143	H	Texas Tech	68 65
				50	A	TCU	48 62						147	A	Oklahoma	66 55
LAST 12 Division I GAMES:																
322	N	Eastern Ky.	81 39	11	H	Iowa St.	73 64									
95	H	Kansas	71 50	147	A	Oklahoma	66 55									
30	A	Texas	64 58	85	H	Oklahoma St.	67 58									
59	H	Kansas St.	60 30	30	H	Texas	58 70									
143	H	Texas Tech	68 65	50	A	TCU	48 62									
2	A	Baylor	47 79	230	H	Niagara	84 32									

Non-Div I Games:

West Virginia

■ Loss,
■ Non-Conf, S Site,
■ Home
■ Away
N Neutral

Average RPI Win:	304	WON-LOST	WINNING	LAST 10	STRENGTH OF	OPP. STRENGTH	TEAM	ADJ.	CONF.	ADJ CONF.
Average RPI Loss:	206	RECORD	PCT. RANK	GAMES	SCHEDULE	OF SCHEDULE	RPI	RPI	RPI	RPI
DIV. I ONLY	2- 18	338	0- 1	228	334	334	334	25	25	
DIV. I NON-CONF.	2- 11	316	0- 0	157	344	305	305	24	24	
TOTALS	RPI 1-25	RPI 26-50	W-L RECORDS	RPI 51-100	RPI 101-150	RPI 150+				
2- 18	0- 0	0- 2	OVERALL	0- 0	0- 2	2- 14				
1- 6	0- 0	0- 0	HOME	0- 0	0- 0	1- 6				
1- 11	0- 0	0- 2	AWAY	0- 0	0- 2	1- 7				
0- 1	0- 0	0- 0	NEUTRAL	0- 0	0- 0	0- 1				
2- 11	0- 0	0- 2	NON-CONFERENCE	0- 0	0- 1	2- 8				
1- 4	0- 0	0- 0	HOME	0- 0	0- 0	1- 4				
1- 6	0- 0	0- 2	AWAY	0- 0	0- 1	1- 3				
0- 1	0- 0	0- 0	NEUTRAL	0- 0	0- 0	0- 1				
0- 7	0- 0	0- 0	CONFERENCE	0- 0	0- 1	0- 6				
0- 2	0- 0	0- 0	HOME	0- 0	0- 0	0- 2				
0- 5	0- 0	0- 0	AWAY	0- 0	0- 1	0- 4				
0- 0	0- 0	0- 0	NEUTRAL	0- 0	0- 0	0- 0				

RPI S	Opponent	Score	RPI S	Opponent	Score	RPI S	Opponent	Score	RPI S	Opponent	Score	Team's RPI: 334
			33	A Kentucky	39 99				130	A Chattanooga	58 72	
			41	A Georgia Tech	49 84				142	A Tennessee Tech	58 77	
									155	H Mercer	67 69	
									161	N North Ala.	66 89	
									177	A UNC Asheville	49 74	
									182	A Coastal Caro.	59 77	
									233	H N.C. A&T	51 69	
									240	A Furman	55 65	
									246	A ETSU	80 88	
									249	H Campbell	37 63	
									260	H Samford	42 75	
									261	H Gardner-Webb	52 62	
									270	A Winthrop	65 57	
									283	A Wofford	65 91	
									292	H South Carolina St.	39 54	
									309	A NJIT	71 79	
									313	A UNC Greensboro	59 71	
									337	H USC Upstate	68 64	
LAST 12 Division I GAMES:												
			246	A ETSU	80 88				283	A Wofford	65 91	
			130	A Chattanooga	58 72				261	H Gardner-Webb	52 62	
			313	A UNC Greensboro	59 71				292	H South Carolina St.	39 54	
			260	H Samford	42 75				270	A Winthrop	65 57	
			155	H Mercer	67 69				33	A Kentucky	39 99	
			240	A Furman	55 65				337	H USC Upstate	68 64	

Non-Div I Games: North Greenville 71 44 Young Harris 63 54

Western Caro.

Loss, Non-Conf, S Site, H Home A Away N Neutral

Average RPI Win:	262	WON-LOST	WINNING	LAST 10	STRENGTH OF	OPP. STRENGTH	TEAM	ADJ.	CONF.	ADJ CONF.
Average RPI Loss:	133	RECORD	PCT. RANK	GAMES	SCHEDULE	OF SCHEDULE	RPI	RPI	RPI	RPI
DIV. I ONLY	8- 13	241	1- 0	189	202	242	242	19	19	
DIV. I NON-CONF.	2- 9	297	0- 0	108	154	268	268	19	19	
TOTALS	RPI 1-25	RPI 26-50	W-L RECORDS	RPI 51-100	RPI 101-150	RPI 150+				
8- 13	0- 1	0- 5	OVERALL	0- 1	0- 0	8- 6				
6- 3	0- 1	0- 2	HOME	0- 0	0- 0	6- 0				
1- 7	0- 0	0- 3	AWAY	0- 0	0- 0	1- 4				
1- 3	0- 0	0- 0	NEUTRAL	0- 1	0- 0	1- 2				
2- 9	0- 1	0- 3	NON-CONFERENCE	0- 1	0- 0	2- 4				
1- 2	0- 1	0- 1	HOME	0- 0	0- 0	1- 0				
0- 4	0- 0	0- 2	AWAY	0- 0	0- 0	0- 2				
1- 3	0- 0	0- 0	NEUTRAL	0- 1	0- 0	1- 2				
6- 4	0- 0	0- 2	CONFERENCE	0- 0	0- 0	6- 2				
5- 1	0- 0	0- 1	HOME	0- 0	0- 0	5- 0				
1- 3	0- 0	0- 1	AWAY	0- 0	0- 0	1- 2				
0- 0	0- 0	0- 0	NEUTRAL	0- 0	0- 0	0- 0				

RPI 1-25				RPI 26-50				RPI 51-100				RPI 101+ Team's RPI: 242			
RPI	S	Opponent	Score	RPI	S	Opponent	Score	RPI	S	Opponent	Score	RPI	S	Opponent	Score
19	H	Drake	71 98	28	H	South Dakota St.	84 93	99	N	Northern Ill.	61 86	156	A	Bradley	68 82
				35	A	South Dakota	49 92					167	H	Denver	87 78
				36	H	Missouri	64 89					185	A	Oral Roberts	64 68
				44	A	Purdue	60 81					215	A	Southeast Mo. St.	71 81
				45	A	Butler	51 92					222	A	North Dakota	92 80
												222	H	North Dakota	111 90
												240	N	Furman	85 78
												278	N	UTEP	72 84
												279	N	Eastern Ill.	62 64
												282	H	Austin Peay	77 72
												312	A	North Dakota St.	60 68
												312	H	North Dakota St.	82 70
												321	H	Omaha	78 70
												332	H	Purdue Fort Wayne	73 59
LAST 12 Division I GAMES:															
				312	H	North Dakota St.	82 70	312	A	North Dakota St.	60 68				
				222	H	North Dakota	111 90	185	A	Oral Roberts	64 68				
				35	A	South Dakota	49 92	167	H	Denver	87 78				
				332	H	Purdue Fort Wayne	73 59	28	H	South Dakota St.	84 93				
				321	H	Omaha	78 70	240	N	Furman	85 78				
				222	A	North Dakota	92 80	278	N	UTEP	72 84				

Non-Div I Games: MacMurray 136 39 William Woods 81 73

Western Ill.

Average RPI Win:	213	WON-LOST	WINNING	LAST 10	STRENGTH OF	OPP. STRENGTH	TEAM	ADJ.	CONF.	ADJ CONF.
Average RPI Loss:	66	RECORD	PCT. RANK	GAMES	SCHEDULE	OF SCHEDULE	RPI	RPI	RPI	RPI
DIV. I ONLY	12- 9	130	0- 1	114	42	117	117	14	14	
DIV. I NON-CONF.	4- 8	241	0- 1	28	3	125	125	18	18	
TOTALS	RPI 1-25	RPI 26-50	W-L RECORDS	RPI 51-100	RPI 101-150	RPI 150+				
12- 9	0- 5	0- 1	OVERALL	2- 0	0- 1	10- 2				
6- 4	0- 2	0- 0	HOME	1- 0	0- 0	5- 2				
5- 3	0- 2	0- 0	AWAY	1- 0	0- 1	4- 0				
1- 2	0- 1	0- 1	NEUTRAL	0- 0	0- 0	1- 0				
4- 8	0- 5	0- 1	NON-CONFERENCE	1- 0	0- 1	3- 1				
2- 3	0- 2	0- 0	HOME	0- 0	0- 0	2- 1				
1- 3	0- 2	0- 0	AWAY	1- 0	0- 1	0- 0				
1- 2	0- 1	0- 1	NEUTRAL	0- 0	0- 0	1- 0				
8- 1	0- 0	0- 0	CONFERENCE	1- 0	0- 0	7- 1				
4- 1	0- 0	0- 0	HOME	1- 0	0- 0	3- 1				
4- 0	0- 0	0- 0	AWAY	0- 0	0- 0	4- 0				
0- 0	0- 0	0- 0	NEUTRAL	0- 0	0- 0	0- 0				

RPI 1-25				RPI 26-50				RPI 51-100				RPI 101+ Team's RPI: 117			
RPI	S	Opponent	Score	RPI	S	Opponent	Score	RPI	S	Opponent	Score	RPI	S	Opponent	Score
1	A	Notre Dame	53 94	31	N	Oregon St.	60 74	67	H	Old Dominion	75 60	147	A	Oklahoma	83 90
3	H	Louisville	80 102					78	A	Little Rock	68 56	154	H	Southern Ill.	83 76
12	N	Gonzaga	55 76									157	H	Louisiana Tech	81 76
13	H	Iowa	67 104									158	H	Charlotte	76 58
21	A	Central Mich.	90 108									180	H	Ball St.	83 86
												183	H	Southern Miss.	56 69
												231	H	Marshall	85 55
												246	N	ETSU	82 68
												276	A	UTSA	81 62
												278	A	UTEP	64 61
												288	A	Fla. Atlantic	81 50
												301	H	Morgan St.	90 43
												316	A	FIU	94 82
LAST 12 Division I GAMES:															
		12	N	Gonzaga	55	76		288	A	Fla. Atlantic	81	50			
		246	N	ETSU	82	68		316	A	FIU	94	82			
		278	A	UTEP	64	61		231	H	Marshall	85	55			
		276	A	UTSA	81	62		67	H	Old Dominion	75	60			
		157	H	Louisiana Tech	81	76		158	H	Charlotte	76	58			
		183	H	Southern Miss.	56	69		1	A	Notre Dame	53	94			

Non-Div I Games: Union (TN) 77 65 Bellarmine 95 57

Western Ky.

Average RPI Win:	288	WON-LOST	WINNING	LAST 10	STRENGTH OF	OPP. STRENGTH	TEAM	ADJ.	CONF.	ADJ CONF.
Average RPI Loss:	137	RECORD	PCT. RANK	GAMES	SCHEDULE	OF SCHEDULE	RPI	RPI	RPI	RPI
DIV. I ONLY	7- 10	225	0- 1	320	165	284	284	7	7	
DIV. I NON-CONF.	5- 5	162	0- 0	351	257	327	327	8	8	
TOTALS	RPI 1-25	RPI 26-50	W-L RECORDS	RPI 51-100	RPI 101-150	RPI 150+				
7- 10	0- 1	0- 0	OVERALL	0- 3	0- 1	7- 5				
2- 7	0- 1	0- 0	HOME	0- 3	0- 1	2- 2				
4- 2	0- 0	0- 0	AWAY	0- 0	0- 0	4- 2				
1- 1	0- 0	0- 0	NEUTRAL	0- 0	0- 0	1- 1				
5- 5	0- 0	0- 0	NON-CONFERENCE	0- 1	0- 0	5- 4				
2- 3	0- 0	0- 0	HOME	0- 1	0- 0	2- 2				
2- 1	0- 0	0- 0	AWAY	0- 0	0- 0	2- 1				
1- 1	0- 0	0- 0	NEUTRAL	0- 0	0- 0	1- 1				
2- 5	0- 1	0- 0	CONFERENCE	0- 2	0- 1	2- 1				
0- 4	0- 1	0- 0	HOME	0- 2	0- 1	0- 0				
2- 1	0- 0	0- 0	AWAY	0- 0	0- 0	2- 1				
0- 0	0- 0	0- 0	NEUTRAL	0- 0	0- 0	0- 0				

RPI 1-25				RPI 26-50				RPI 51-100				RPI 101+ Team's RPI: 284			
RPI	S	Opponent	Score	RPI	S	Opponent	Score	RPI	S	Opponent	Score	RPI	S	Opponent	Score
25	H	Buffalo	59 61					55	H	Miami (OH)	62 81	146	H	Akron	59 72
								57	H	Michigan	42 79	160	H	New Mexico St.	54 66
								82	H	Toledo	57 80	180	A	Ball St.	65 62
												191	A	Eastern Mich.	61 64
												201	A	Ole Miss	66 69
												218	A	Bowling Green	84 82
												222	N	North Dakota	50 62
												227	H	Loyola Chicago	53 64
												288	A	Fla. Atlantic	69 59
												322	H	Eastern Ky.	64 53
												330	A	Detroit Mercy	54 44
												332	H	Purdue Fort Wayne	69 61
												349	N	Florida A&M	69 50
LAST 12 Division I GAMES:															
55	H	Miami (OH)	62 81	218	A	Bowling Green	84 82								
180	A	Ball St.	65 62	349	N	Florida A&M	69 50								
25	H	Buffalo	59 61	222	N	North Dakota	50 62								
82	H	Toledo	57 80	288	A	Fla. Atlantic	69 59								
191	A	Eastern Mich.	61 64	330	A	Detroit Mercy	54 44								
146	H	Akron	59 72	227	H	Loyola Chicago	53 64								

Non-Div I Games: Saginaw Valley 75 51

Western Mich.

■ Loss,
 ■ Non-Conf,
 ■ S Site,
 ■ H Home
 ■ A Away
 N Neutral

Average RPI Win:	222	WON-LOST	WINNING	LAST 10	STRENGTH OF	OPP. STRENGTH	TEAM	ADJ.	CONF.	ADJ CONF.
Average RPI Loss:	138	RECORD	PCT. RANK	GAMES	SCHEDULE	OF SCHEDULE	RPI	RPI	RPI	RPI
DIV. I ONLY	9- 12	216	0- 1	222	158	263	263	9	9	
DIV. I NON-CONF.	7- 6	153	0- 1	236	203	248	248	9	9	
TOTALS	RPI 1-25	RPI 26-50	W-L RECORDS	RPI 51-100	RPI 101-150	RPI 150+				
9- 12	0- 0	0- 1	OVERALL	1- 3	1- 3	7- 5				
8- 6	0- 0	0- 0	HOME	1- 2	0- 2	7- 2				
1- 3	0- 0	0- 0	AWAY	0- 0	1- 0	0- 3				
0- 3	0- 0	0- 1	NEUTRAL	0- 1	0- 1	0- 0				
7- 6	0- 0	0- 1	NON-CONFERENCE	1- 2	0- 3	6- 0				
7- 3	0- 0	0- 0	HOME	1- 1	0- 2	6- 0				
0- 0	0- 0	0- 0	AWAY	0- 0	0- 0	0- 0				
0- 3	0- 0	0- 1	NEUTRAL	0- 1	0- 1	0- 0				
2- 6	0- 0	0- 0	CONFERENCE	0- 1	1- 0	1- 5				
1- 3	0- 0	0- 0	HOME	0- 1	0- 0	1- 2				
1- 3	0- 0	0- 0	AWAY	0- 0	1- 0	0- 3				
0- 0	0- 0	0- 0	NEUTRAL	0- 0	0- 0	0- 0				

RPI 1-25			RPI 26-50			RPI 51-100			RPI 101+			Team's RPI: 263
RPI	S	Opponent	Score	RPI	S	Opponent	Score	RPI	S	Opponent	Score	
				35	N	South Dakota	64 73	66	H	Missouri St.	63 60	105 H Creighton 71 83
								85	H	Oklahoma St.	47 60	122 A Tulane 62 44
								88	N	Northwestern	43 65	124 N Washington St. 59 85
								94	H	Houston	58 66	142 H Tennessee Tech 45 55
												157 H Louisiana Tech 70 56
												162 A Tulsa 49 63
												188 H Temple 40 65
												200 H Grambling 70 61
												202 A SMU 50 78
												205 H Sam Houston St. 63 55
												212 H Memphis 50 71
												216 A East Carolina 56 78
												216 H East Carolina 57 47
												339 H Houston Baptist 68 50
												346 H Ark.-Pine Bluff 76 39
												348 H Savannah St. 66 50
LAST 12 Division I GAMES:												
				124	N	Washington St.	59 85	212	H	Memphis	50 71	
				188	H	Temple	40 65	216	A	East Carolina	56 78	
				216	H	East Carolina	57 47	162	A	Tulsa	49 63	
				122	A	Tulane	62 44	348	H	Savannah St.	66 50	
				94	H	Houston	58 66	88	N	Northwestern	43 65	
				202	A	SMU	50 78	200	H	Grambling	70 61	

Non-Div I Games:

Wichita St.

■ Loss,
■ Non-Conf,
■ S Site,
■ H Home
■ A Away
N Neutral

Average RPI Win:	223	WON-LOST	WINNING	LAST 10	STRENGTH OF	OPP. STRENGTH	TEAM	ADJ.	CONF.	ADJ CONF.
Average RPI Loss:	121	RECORD	PCT. RANK	GAMES	SCHEDULE	OF SCHEDULE	RPI	RPI	RPI	RPI
DIV. I ONLY	11- 9	140	0- 1	151	209	148	148	10	10	
DIV. I NON-CONF.	7- 4	109	0- 0	187	293	124	124	11	11	
TOTALS	RPI 1-25	RPI 26-50	W-L RECORDS	RPI 51-100	RPI 101-150	RPI 150+				
11- 9	0- 0	0- 1	OVERALL	0- 4	2- 2	9- 2				
6- 4	0- 0	0- 0	HOME	0- 1	1- 1	5- 2				
5- 5	0- 0	0- 1	AWAY	0- 3	1- 1	4- 0				
0- 0	0- 0	0- 0	NEUTRAL	0- 0	0- 0	0- 0				
7- 4	0- 0	0- 0	NON-CONFERENCE	0- 2	0- 2	7- 0				
4- 1	0- 0	0- 0	HOME	0- 0	0- 1	4- 0				
3- 3	0- 0	0- 0	AWAY	0- 2	0- 1	3- 0				
0- 0	0- 0	0- 0	NEUTRAL	0- 0	0- 0	0- 0				
4- 5	0- 0	0- 1	CONFERENCE	0- 2	2- 0	2- 2				
2- 3	0- 0	0- 0	HOME	0- 1	1- 0	1- 2				
2- 2	0- 0	0- 1	AWAY	0- 1	1- 0	1- 0				
0- 0	0- 0	0- 0	NEUTRAL	0- 0	0- 0	0- 0				

RPI 1-25			RPI 26-50			RPI 51-100			RPI 101+			Team's RPI: 148
RPI	S	Opponent	Score	RPI	S	Opponent	Score	RPI	S	Opponent	Score	
				42	A	James Madison	48 65	67	A	Old Dominion	69 83	118 H UNCW 70 64
								84	A	Northeastern	74 88	119 A Towson 80 69
								86	H	Drexel	58 62	121 H VCU 55 72
								97	A	Hartford	45 50	133 A Davidson 65 76
												163 H Delaware 59 70
												187 H George Washington 73 59
												198 H Elon 65 60
												216 H East Carolina 63 43
												221 H Howard 88 75
												252 A Hofstra 60 55
												259 H Richmond 65 55
												266 A Norfolk St. 55 44
												293 H Col. of Charleston 54 66
												297 A Loyola Maryland 65 49
												317 A Fairfield 60 54
LAST 12 Division I GAMES:												
86	H	Drexel	58 62	118	H	UNCW	70 64					
163	H	Delaware	59 70	84	A	Northeastern	74 88					
119	A	Towson	80 69	252	A	Hofstra	60 55					
42	A	James Madison	48 65	187	H	George Washington	73 59					
198	H	Elon	65 60	266	A	Norfolk St.	55 44					
293	H	Col. of Charleston	54 66	67	A	Old Dominion	69 83					

Non-Div I Games:

William & Mary

Winthrop

Through Games Of Feb. 4, 2019

Average RPI Win:	294	WON-LOST	WINNING	LAST 10	STRENGTH OF	OPP. STRENGTH	TEAM	ADJ.	CONF.	ADJ CONF.
Average RPI Loss:	198	RECORD	PCT. RANK	GAMES	SCHEDULE	OF SCHEDULE	RPI	RPI	RPI	RPI
DIV. I ONLY	9- 11	202	0- 1	332	330	270	270	28	28	
DIV. I NON-CONF.	4- 6	212	0- 0	325	319	280	280	29	29	
TOTALS	RPI 1-25	RPI 26-50	W-L RECORDS	RPI 51-100	RPI 101-150	RPI 150+				
9- 11	0- 0	0- 1	OVERALL	0- 0	0- 3	9- 7				
5- 3	0- 0	0- 0	HOME	0- 0	0- 0	5- 3				
4- 8	0- 0	0- 1	AWAY	0- 0	0- 3	4- 4				
0- 0	0- 0	0- 0	NEUTRAL	0- 0	0- 0	0- 0				
4- 6	0- 0	0- 1	NON-CONFERENCE	0- 0	0- 1	4- 4				
2- 1	0- 0	0- 0	HOME	0- 0	0- 0	2- 1				
2- 5	0- 0	0- 1	AWAY	0- 0	0- 1	2- 3				
0- 0	0- 0	0- 0	NEUTRAL	0- 0	0- 0	0- 0				
5- 5	0- 0	0- 0	CONFERENCE	0- 0	0- 2	5- 3				
3- 2	0- 0	0- 0	HOME	0- 0	0- 0	3- 2				
2- 3	0- 0	0- 0	AWAY	0- 0	0- 2	2- 1				
0- 0	0- 0	0- 0	NEUTRAL	0- 0	0- 0	0- 0				

RPI 1-25			RPI 26-50			RPI 51-100			RPI 101+			Team's RPI: 270			
RPI	S	Opponent	Score	RPI	S	Opponent	Score	RPI	S	Opponent	Score	RPI	S	Opponent	Score
				42	A	James Madison	39 56					111	A	Georgia	39 85
												120	A	Radford	49 70
												125	A	High Point	54 56
												177	A	UNC Asheville	36 70
												178	A	Wisconsin	41 76
												190	H	Hampton	63 84
												198	H	Elon	58 57
												249	A	Campbell	59 46
												261	A	Gardner-Webb	64 62
												277	A	Ga. Southern	55 64
												283	A	Wofford	53 70
												292	A	South Carolina St.	58 50
												293	A	Col. of Charleston	71 64
												329	H	Charleston So.	57 52
												334	H	Western Caro.	57 65
												335	H	Presbyterian	55 52
												337	H	USC Upstate	50 76
												342	H	N.C. Central	66 41
												343	H	Longwood	77 69
LAST 12 Division I GAMES:															
				177	A	UNC Asheville	36 70					120	A	Radford	49 70
				125	A	High Point	54 56					337	H	USC Upstate	50 76
				335	H	Presbyterian	55 52					329	H	Charleston So.	57 52
				190	H	Hampton	63 84					343	H	Longwood	77 69
				261	A	Gardner-Webb	64 62					334	H	Western Caro.	57 65
				249	A	Campbell	59 46					277	A	Ga. Southern	55 64

Non-Div I Games: Newberry

63 67

Winthrop

Loss, Non-Conf, S Site, H Home A Away N Neutral

Average RPI Win:	216	WON-LOST	WINNING	LAST 10	STRENGTH OF	OPP. STRENGTH	TEAM	ADJ.	CONF.	ADJ CONF.
Average RPI Loss:	76	RECORD	PCT. RANK	GAMES	SCHEDULE	OF SCHEDULE	RPI	RPI	RPI	RPI
DIV. I ONLY	11- 12	177	0- 1	145	82	178	178	4	4	
DIV. I NON-CONF.	9- 3	61	0- 0	304	205	171	171	6	6	
TOTALS	RPI 1-25	RPI 26-50	W-L RECORDS	RPI 51-100	RPI 101-150	RPI 150+				
11- 12	0- 2	1- 1	OVERALL	0- 5	3- 4	7- 0				
8- 5	0- 0	1- 1	HOME	0- 2	2- 2	5- 0				
1- 6	0- 2	0- 0	AWAY	0- 2	0- 2	1- 0				
2- 1	0- 0	0- 0	NEUTRAL	0- 1	1- 0	1- 0				
9- 3	0- 0	0- 0	NON-CONFERENCE	0- 3	2- 0	7- 0				
6- 1	0- 0	0- 0	HOME	0- 1	1- 0	5- 0				
1- 1	0- 0	0- 0	AWAY	0- 1	0- 0	1- 0				
2- 1	0- 0	0- 0	NEUTRAL	0- 1	1- 0	1- 0				
2- 9	0- 2	1- 1	CONFERENCE	0- 2	1- 4	0- 0				
2- 4	0- 0	1- 1	HOME	0- 1	1- 2	0- 0				
0- 5	0- 2	0- 0	AWAY	0- 1	0- 2	0- 0				
0- 0	0- 0	0- 0	NEUTRAL	0- 0	0- 0	0- 0				

RPI 1-25				RPI 26-50				RPI 51-100				RPI 101+ Team's RPI: 178			
RPI	S	Opponent	Score	RPI	S	Opponent	Score	RPI	S	Opponent	Score	RPI	S	Opponent	Score
13	A	Iowa	53 71	34	H	Indiana	68 75	57	H	Michigan	70 76	101	H	Nebraska	70 69
20	A	Maryland	57 75	44	H	Purdue	76 69	71	H	Duke	53 60	115	A	Penn St.	64 71
								72	A	Green Bay	46 55	115	H	Penn St.	59 65
								73	N	Arkansas	68 69	123	N	Pittsburgh	57 42
								88	A	Northwestern	46 72	129	A	Minnesota	56 74
												129	H	Minnesota	50 78
												134	H	IUPUI	65 64
												193	A	Milwaukee	68 57
												231	H	Marshall	67 49
												270	H	Winthrop	76 41
												290	N	Tennessee St.	58 53
												312	H	North Dakota St.	64 53
												338	H	Evansville	96 60
												345	H	Chicago St.	85 38
LAST 12 Division I GAMES:															
57	H	Michigan	70 76	34	H	Indiana	68 75	13	A	Iowa	53 71	115	A	Penn St.	64 71
20	A	Maryland	57 75	44	H	Purdue	76 69	71	H	Duke	53 60	115	H	Penn St.	59 65
101	H	Nebraska	70 69	72	A	Green Bay	46 55	73	N	Arkansas	68 69	123	N	Pittsburgh	57 42
115	H	Penn St.	59 65	88	A	Northwestern	46 72	88	A	Northwestern	46 72	129	A	Minnesota	56 74
88	A	Northwestern	46 72	129	H	Minnesota	50 78	129	H	Minnesota	50 78	134	H	IUPUI	65 64
129	H	Minnesota	50 78	338	H	Evansville	96 60	338	H	Evansville	96 60	193	A	Milwaukee	68 57

Non-Div I Games:

Wisconsin

■ Loss,
 ■ Non-Conf,
 ■ S Site,
 ■ H Home
 ■ A Away
 N Neutral

Wofford

Through Games Of Feb. 4, 2019

Average RPI Win:	294	WON-LOST	WINNING	LAST 10	STRENGTH OF	OPP. STRENGTH	TEAM	ADJ.	CONF.	ADJ CONF.
Average RPI Loss:	183	RECORD	PCT. RANK	GAMES	SCHEDULE	OF SCHEDULE	RPI	RPI	RPI	RPI
DIV. I ONLY	8- 11	221	1- 0	340	240	283	283	25	25	
DIV. I NON-CONF.	5- 7	206	0- 0	312	272	254	254	24	24	
TOTALS	RPI 1-25	RPI 26-50	W-L RECORDS	RPI 51-100	RPI 101-150	RPI 150+				
8- 11	0- 0	0- 2	OVERALL	0- 0	0- 2	8- 7				
6- 1	0- 0	0- 0	HOME	0- 0	0- 0	6- 1				
2- 10	0- 0	0- 2	AWAY	0- 0	0- 2	2- 6				
0- 0	0- 0	0- 0	NEUTRAL	0- 0	0- 0	0- 0				
5- 7	0- 0	0- 2	NON-CONFERENCE	0- 0	0- 1	5- 4				
3- 0	0- 0	0- 0	HOME	0- 0	0- 0	3- 0				
2- 7	0- 0	0- 2	AWAY	0- 0	0- 1	2- 4				
0- 0	0- 0	0- 0	NEUTRAL	0- 0	0- 0	0- 0				
3- 4	0- 0	0- 0	CONFERENCE	0- 0	0- 1	3- 3				
3- 1	0- 0	0- 0	HOME	0- 0	0- 0	3- 1				
0- 3	0- 0	0- 0	AWAY	0- 0	0- 1	0- 2				
0- 0	0- 0	0- 0	NEUTRAL	0- 0	0- 0	0- 0				

RPI 1-25			RPI 26-50			RPI 51-100			RPI 101+			Team's RPI: 283
RPI	S	Opponent	Score	RPI	S	Opponent	Score	RPI	S	Opponent	Score	
				41	A	Georgia Tech	40 81					
				47	A	Clemson	77 85					
								130	A	Chattanooga	82 89	
								138	A	Appalachian St.	70 94	
								155	H	Mercer	79 81	
								158	A	Charlotte	63 85	
								177	A	UNC Asheville	46 60	
								240	A	Furman	50 63	
								246	A	ETSU	79 92	
								260	H	Samford	71 62	
								261	H	Gardner-Webb	59 53	
								270	H	Winthrop	70 53	
								277	A	Ga. Southern	81 65	
								293	H	Col. of Charleston	78 58	
								313	H	UNC Greensboro	93 66	
								334	H	Western Caro.	91 65	
								335	A	Presbyterian	50 61	
								342	A	N.C. Central	59 66	
								343	A	Longwood	101 72	
LAST 12 Division I GAMES:												
				260	H	Samford	71 62					
				155	H	Mercer	79 81					
				240	A	Furman	50 63					
				246	A	ETSU	79 92					
				130	A	Chattanooga	82 89					
				313	H	UNC Greensboro	93 66					
				334	H	Western Caro.	91 65					
				41	A	Georgia Tech	40 81					
				138	A	Appalachian St.	70 94					
				342	A	N.C. Central	59 66					
				343	A	Longwood	101 72					
				261	H	Gardner-Webb	59 53					

Non-Div I Games: Warren Wilson 107 30 Southern Wesleyan 110 47 Brevard 106 52

Wofford

Loss, Non-Conf, S Site, H Home A Away N Neutral

Average RPI Win:	218	WON-LOST	WINNING	LAST 10	STRENGTH OF	OPP. STRENGTH	TEAM	ADJ.	CONF.	ADJ CONF.
Average RPI Loss:	129	RECORD	PCT. RANK	GAMES	SCHEDULE	OF SCHEDULE	RPI	RPI	RPI	RPI
DIV. I ONLY	17- 5	37	1- 0	216	204	83	83	20	20	
DIV. I NON-CONF.	7- 4	109	0- 0	110	196	69	69	17	17	
TOTALS	RPI 1-25	RPI 26-50	W-L RECORDS	RPI 51-100	RPI 101-150	RPI 150+				
17- 5	0- 1	0- 0	OVERALL	3- 1	3- 1	11- 2				
7- 1	0- 0	0- 0	HOME	2- 1	1- 0	4- 0				
6- 4	0- 1	0- 0	AWAY	0- 0	1- 1	5- 2				
4- 0	0- 0	0- 0	NEUTRAL	1- 0	1- 0	2- 0				
7- 4	0- 1	0- 0	NON-CONFERENCE	2- 1	1- 0	4- 2				
1- 1	0- 0	0- 0	HOME	1- 1	0- 0	0- 0				
2- 3	0- 1	0- 0	AWAY	0- 0	0- 0	2- 2				
4- 0	0- 0	0- 0	NEUTRAL	1- 0	1- 0	2- 0				
10- 1	0- 0	0- 0	CONFERENCE	1- 0	2- 1	7- 0				
6- 0	0- 0	0- 0	HOME	1- 0	1- 0	4- 0				
4- 1	0- 0	0- 0	AWAY	0- 0	1- 1	3- 0				
0- 0	0- 0	0- 0	NEUTRAL	0- 0	0- 0	0- 0				

RPI 1-25				RPI 26-50				RPI 51-100				Team's RPI: 83	RPI 101+			
RPI	S	Opponent	Score	RPI	S	Opponent	Score	RPI	S	Opponent	Score		RPI	S	Opponent	Score
24	A	Michigan St.	68 84					64	H	Belmont	63 79		126	A	Youngstown St.	68 83
								72	H	Green Bay	85 67		134	A	IUPUI	78 75
								75	H	Kent St.	61 55		134	H	IUPUI	66 59
								86	N	Drexel	71 63		150	N	Marist	76 60
													158	A	Charlotte	85 88
													193	H	Milwaukee	61 57
													211	A	UNLV	68 52
													235	N	Stetson	57 44
													252	N	Hofstra	93 64
													269	A	Cleveland St.	70 65
													274	A	CSU Bakersfield	74 76
													281	A	Northern Ky.	61 55
													304	H	Oakland	69 58
													318	A	Manhattan	60 44
													330	H	Detroit Mercy	78 59
													331	A	UIC	79 46
													331	H	UIC	72 47
LAST 12 Division I GAMES:																
				134	H	IUPUI	66 59					281	A	Northern Ky.	61 55	
				331	H	UIC	72 47					193	H	Milwaukee	61 57	
				330	H	Detroit Mercy	78 59					72	H	Green Bay	85 67	
				304	H	Oakland	69 58					331	A	UIC	79 46	
				269	A	Cleveland St.	70 65					134	A	IUPUI	78 75	
				126	A	Youngstown St.	68 83					158	A	Charlotte	85 88	

Non-Div I Games: Kentucky St. 83 53

Wright St.

Wyoming

Through Games Of Feb. 4, 2019

Average RPI Win:	158	WON-LOST	WINNING	LAST 10	STRENGTH OF	OPP. STRENGTH	TEAM	ADJ.	CONF.	ADJ CONF.
Average RPI Loss:	85	RECORD	PCT. RANK	GAMES	SCHEDULE	OF SCHEDULE	RPI	RPI	RPI	RPI
DIV. I ONLY	10- 5	88	1- 0	41	129	46	46	15	15	
DIV. I NON-CONF.	5- 2	82	0- 0	33	42	23	23	13	13	
TOTALS	RPI 1-25	RPI 26-50	W-L RECORDS	RPI 51-100	RPI 101-150	RPI 150+				
10- 5	0- 0	1- 1	OVERALL	2- 3	2- 0	5- 1				
7- 1	0- 0	1- 1	HOME	2- 0	1- 0	3- 0				
2- 4	0- 0	0- 0	AWAY	0- 3	1- 0	1- 1				
1- 0	0- 0	0- 0	NEUTRAL	0- 0	0- 0	1- 0				
5- 2	0- 0	1- 0	NON-CONFERENCE	1- 2	1- 0	2- 0				
4- 0	0- 0	1- 0	HOME	1- 0	1- 0	1- 0				
0- 2	0- 0	0- 0	AWAY	0- 2	0- 0	0- 0				
1- 0	0- 0	0- 0	NEUTRAL	0- 0	0- 0	1- 0				
5- 3	0- 0	0- 1	CONFERENCE	1- 1	1- 0	3- 1				
3- 1	0- 0	0- 1	HOME	1- 0	0- 0	2- 0				
2- 2	0- 0	0- 0	AWAY	0- 1	1- 0	1- 1				
0- 0	0- 0	0- 0	NEUTRAL	0- 0	0- 0	0- 0				

RPI 1-25				RPI 26-50				Team's RPI: 46				RPI 51-100				RPI 101+			
RPI	S	Opponent	Score	RPI	S	Opponent	Score	RPI	S	Opponent	Score	RPI	S	Opponent	Score	RPI	S	Opponent	Score
				28	H	South Dakota St.	77 70	53	A	Saint Mary's (CA)	84 90	128	A	Fresno St.	63 56				
				39	H	New Mexico	75 78	60	A	Boise St.	64 72	140	H	Montana St.	66 58				
								60	H	Boise St.	64 52	167	H	Denver	78 74				
								80	A	Pacific	64 70	176	N	North Texas	53 49				
								96	H	Idaho	64 61	195	A	Utah St.	42 50				
												211	H	UNLV	90 62				
												251	H	San Diego St.	87 45				
												327	A	San Jose St.	70 56				
LAST 12 Division I GAMES:																			
				128	A	Fresno St.	63 56	211	H	UNLV	90 62								
				60	H	Boise St.	64 52	60	A	Boise St.	64 72								
				327	A	San Jose St.	70 56	28	H	South Dakota St.	77 70								
				39	H	New Mexico	75 78	96	H	Idaho	64 61								
				195	A	Utah St.	42 50	167	H	Denver	78 74								
				251	H	San Diego St.	87 45	140	H	Montana St.	66 58								

Non-Div I Games: Chadron St. 80 33 UC-Colo. Springs 98 37

Wyoming

Loss, Non-Conf, S Site, H Home A Away N Neutral

Average RPI Win:	216	WON-LOST	WINNING	LAST 10	STRENGTH OF	OPP. STRENGTH	TEAM	ADJ.	CONF.	ADJ CONF.
Average RPI Loss:	82	RECORD	PCT. RANK	GAMES	SCHEDULE	OF SCHEDULE	RPI	RPI	RPI	RPI
DIV. I ONLY	11- 11	161	0- 1	125	102	169	169	6	6	
DIV. I NON-CONF.	9- 2	43	0- 0	274	304	129	129	4	4	
TOTALS	RPI 1-25	RPI 26-50	W-L RECORDS	RPI 51-100	RPI 101-150	RPI 150+				
11- 11	0- 1	0- 3	OVERALL	1- 2	3- 5	7- 0				
9- 5	0- 1	0- 2	HOME	0- 0	2- 2	7- 0				
2- 6	0- 0	0- 1	AWAY	1- 2	1- 3	0- 0				
0- 0	0- 0	0- 0	NEUTRAL	0- 0	0- 0	0- 0				
9- 2	0- 0	0- 0	NON-CONFERENCE	1- 1	1- 1	7- 0				
8- 1	0- 0	0- 0	HOME	0- 0	1- 1	7- 0				
1- 1	0- 0	0- 0	AWAY	1- 1	0- 0	0- 0				
0- 0	0- 0	0- 0	NEUTRAL	0- 0	0- 0	0- 0				
2- 9	0- 1	0- 3	CONFERENCE	0- 1	2- 4	0- 0				
1- 4	0- 1	0- 2	HOME	0- 0	1- 1	0- 0				
1- 5	0- 0	0- 1	AWAY	0- 1	1- 3	0- 0				
0- 0	0- 0	0- 0	NEUTRAL	0- 0	0- 0	0- 0				

RPI 1-25				RPI 26-50				RPI 51-100				RPI 101+ Team's RPI: 169			
RPI	S	Opponent	Score	RPI	S	Opponent	Score	RPI	S	Opponent	Score	RPI	S	Opponent	Score
8	H	Marquette	44 90	38	H	DePaul	71 73	87	A	Cincinnati	61 79	103	A	Providence	58 71
				43	A	Villanova	71 75	92	A	Georgetown	61 68	105	A	Creighton	62 66
				45	H	Butler	41 63	98	A	Wake Forest	62 50	107	A	Seton Hall	80 76
												107	H	Seton Hall	63 62
												127	A	St. John's (NY)	41 70
												127	H	St. John's (NY)	57 76
												129	H	Minnesota	53 78
												142	H	Tennessee Tech	70 60
												161	H	North Ala.	94 81
												218	H	Bowling Green	65 49
												226	H	Alabama St.	87 58
												311	H	New Orleans	61 45
												317	H	Fairfield	48 35
												345	H	Chicago St.	91 57
												347	H	Delaware St.	80 59
LAST 12 Division I GAMES:															
127	A	St. John's (NY)	41 70	45	H	Butler	41 63								
107	A	Seton Hall	80 76	107	H	Seton Hall	63 62								
38	H	DePaul	71 73	127	H	St. John's (NY)	57 76								
8	H	Marquette	44 90	43	A	Villanova	71 75								
103	A	Providence	58 71	92	A	Georgetown	61 68								
105	A	Creighton	62 66	311	H	New Orleans	61 45								

Non-Div I Games:

Xavier

YY

9

Average RPI Win:	237	WON-LOST	WINNING	LAST 10	STRENGTH OF	OPP. STRENGTH	TEAM	ADJ.	CONF.	ADJ CONF.
Average RPI Loss:	95	RECORD	PCT. RANK	GAMES	SCHEDULE	OF SCHEDULE	RPI	RPI	RPI	RPI
DIV. I ONLY	15- 5	52	1- 0	275	206	126	126	20	20	
DIV. I NON-CONF.	6- 3	91	0- 0	80	215	66	66	17	17	
TOTALS	RPI 1-25	RPI 26-50	W-L RECORDS	RPI 51-100	RPI 101-150	RPI 150+				
15- 5	0- 0	0- 1	OVERALL	1- 3	3- 0	11- 1				
11- 1	0- 0	0- 0	HOME	1- 1	2- 0	8- 0				
4- 4	0- 0	0- 1	AWAY	0- 2	1- 0	3- 1				
0- 0	0- 0	0- 0	NEUTRAL	0- 0	0- 0	0- 0				
6- 3	0- 0	0- 1	NON-CONFERENCE	0- 2	2- 0	4- 0				
4- 1	0- 0	0- 0	HOME	0- 1	1- 0	3- 0				
2- 2	0- 0	0- 1	AWAY	0- 1	1- 0	1- 0				
0- 0	0- 0	0- 0	NEUTRAL	0- 0	0- 0	0- 0				
9- 2	0- 0	0- 0	CONFERENCE	1- 1	1- 0	7- 1				
7- 0	0- 0	0- 0	HOME	1- 0	1- 0	5- 0				
2- 2	0- 0	0- 0	AWAY	0- 1	0- 0	2- 1				
0- 0	0- 0	0- 0	NEUTRAL	0- 0	0- 0	0- 0				

RPI 1-25				RPI 26-50				RPI 51-100				RPI 101+ Team's RPI: 126			
RPI	S	Opponent	Score	RPI	S	Opponent	Score	RPI	S	Opponent	Score	RPI	S	Opponent	Score
				48	A	Bucknell	68 73	72	A	Green Bay	42 60	123	A	Pittsburgh	64 55
								75	A	Kent St.	34 62	134	H	IUPUI	70 52
								83	H	Wright St.	83 68	146	H	Akron	72 61
								89	H	Yale	56 58	193	A	Milwaukee	68 71
												206	H	Saint Francis (PA)	80 56
												213	H	Robert Morris	69 59
												227	H	Loyola Chicago	74 63
												269	H	Cleveland St.	73 55
												275	A	Canisius	62 36
												281	H	Northern Ky.	77 66
												304	A	Oakland	69 55
												304	H	Oakland	76 61
												330	A	Detroit Mercy	85 59
												330	H	Detroit Mercy	91 45
												331	H	UIC	81 29
LAST 12 Division I GAMES:															
				330	H	Detroit Mercy	91 45	193	A	Milwaukee	68 71				
				304	H	Oakland	76 61	134	H	IUPUI	70 52				
				269	H	Cleveland St.	73 55	331	H	UIC	81 29				
				281	H	Northern Ky.	77 66	304	A	Oakland	69 55				
				83	H	Wright St.	83 68	330	A	Detroit Mercy	85 59				
				72	A	Green Bay	42 60	48	A	Bucknell	68 73				

Non-Div I Games: Thiel 76 53 Carlow 90 31

Youngstown St.

Loss, Non-Conf, S Site, H Home A Away N Neutral