

Average RPI Win:	304
Average RPI Loss:	179

DIV. I ONLY	9- 8	154	6- 4	332	340	254	254	25	25
DIV. I NON-CONF.	3- 4	209	0- 1	241	349	248	248	25	25
TOTALS	RPI 1-25	RPI 26-50	W-L RECORDS	RPI 51-100	RPI 101-999	RPI 201+			
9- 8	0- 0	0- 0	OVERALL	0- 0	9- 8	9- 4			
4- 3	0- 0	0- 0	HOME	0- 0	4- 3	4- 0			
3- 5	0- 0	0- 0	AWAY	0- 0	3- 1	3- 1			
2- 0	0- 0	0- 0	NEUTRAL	0- 0	2- 0	2- 0			
3- 4	0- 0	0- 0	NON-CONFERENCE	0- 0	3- 4	3- 2			
1- 1	0- 0	0- 0	HOME	0- 0	1- 1	1- 0			
0- 3	0- 0	0- 0	AWAY	0- 0	0- 3	0- 2			
2- 0	0- 0	0- 0	NEUTRAL	0- 0	2- 0	2- 0			
6- 4	0- 0	0- 0	CONFERENCE	0- 0	6- 4	6- 2			
3- 2	0- 0	0- 0	HOME	0- 0	3- 2	3- 0			
3- 2	0- 0	0- 0	AWAY	0- 0	3- 2	3- 2			
0- 0	0- 0	0- 0	NEUTRAL	0- 0	0- 0	0- 0			

RPI 1-25				RPI 26-50				RPI 51-100				RPI 101+				Team's RPI: 254	
RPI	S	Opponent	Score	RPI	S	Opponent	Score	RPI	S	Opponent	Score	RPI	S	Opponent	Score		
												103	H	Lamar University	31	70	
												107	H	Rice	56	67	
												120	H	Central Ark.	50	58	
												122	A	UTEP	49	69	
												202	A	Abilene Christian	59	61	
												224	A	New Orleans	49	66	
												234	A	New Mexico St.	61	70	
												256	H	Nicholls St.	76	55	
												266	N	Prairie View	72	62	
												285	H	Southeastern La.	56	52	
												302	A	Incarnate Word	62	58	
												319	A	UTRGV	53	56	
												319	H	UTRGV	71	41	
												320	H	Houston Baptist	50	49	
												323	A	Northwestern St.	62	56	
												329	A	Sam Houston St.	67	57	
												340	N	Florida A&M	58	55	
LAST 12 Division I GAMES:																	
				302	A	Incarnate Word	62 58	329	A	Sam Houston St.	67 57						
				285	H	Southeastern La.	56 52	323	A	Northwestern St.	62 56						
				320	H	Houston Baptist	50 49	103	H	Lamar University	31 70						
				202	A	Abilene Christian	59 61	120	H	Central Ark.	50 58						
				256	H	Nicholls St.	76 55	107	H	Rice	56 67						
				224	A	New Orleans	49 66	319	H	UTRGV	71 41						

A&M-Corpus Christi

■ Loss, ■ Non-Conf, S Site, H Home A Away N Neutral

Average RPI Win:	282	WON-LOST	WINNING	LAST 10	STRENGTH OF	OPP. STRENGTH	TEAM	ADJ.	CONF.	ADJ CONF.
Average RPI Loss:	122	RECORD	PCT. RANK	GAMES	SCHEDULE	OF SCHEDULE	RPI	RPI	RPI	RPI

DIV. I ONLY	10- 7	125	7- 3	296	270	202	202	25	25
DIV. I NON-CONF.	2- 4	239	1- 0	166	140	236	236	25	25
TOTALS	RPI 1-25	RPI 26-50	W-L RECORDS	RPI 51-100	RPI 101-999	RPI 201+			
10- 7	0- 0	0- 1	OVERALL	0- 1	10- 5	9- 1			
7- 1	0- 0	0- 1	HOME	0- 0	7- 0	6- 0			
2- 5	0- 0	0- 0	AWAY	0- 1	2- 4	2- 1			
1- 1	0- 0	0- 0	NEUTRAL	0- 0	1- 1	1- 0			
2- 4	0- 0	0- 1	NON-CONFERENCE	0- 1	2- 2	1- 1			
1- 1	0- 0	0- 1	HOME	0- 0	1- 0	0- 0			
0- 2	0- 0	0- 0	AWAY	0- 1	0- 1	0- 1			
1- 1	0- 0	0- 0	NEUTRAL	0- 0	1- 1	1- 0			
8- 3	0- 0	0- 0	CONFERENCE	0- 0	8- 3	8- 0			
6- 0	0- 0	0- 0	HOME	0- 0	6- 0	6- 0			
2- 3	0- 0	0- 0	AWAY	0- 0	2- 3	2- 0			
0- 0	0- 0	0- 0	NEUTRAL	0- 0	0- 0	0- 0			

RPI 1-25	RPI 26-50	RPI 51-100	RPI 101+	Team's RPI: 202
RPI S Opponent Score	RPI S Opponent Score	RPI S Opponent Score	RPI S Opponent Score	
	36 H FGCU 55 94	87 A Arkansas 65 79	103 A Lamar University 71 77	
			120 A Central Ark. 45 63	
			125 A SFA 55 66	
			162 H Idaho 82 72	
			172 N Radford 65 71	
			214 A SMU 44 65	
			224 H New Orleans 80 70	
			254 H A&M-Corpus Christi 61 59	
			277 A McNeese 80 75	
			285 H Southeastern La. 86 80	
			312 N Old Dominion 74 60	
			320 H Houston Baptist 80 68	
			323 H Northwestern St. 80 41	
			329 A Sam Houston St. 75 72	
			329 H Sam Houston St. 83 65	
LAST 12 Division I GAMES:				
329 A Sam Houston St. 75 72	320 H Houston Baptist 80 68			
103 A Lamar University 71 77	285 H Southeastern La. 86 80			
254 H A&M-Corpus Christi 61 59	277 A McNeese 80 75			
120 A Central Ark. 45 63	329 H Sam Houston St. 83 65			
125 A SFA 55 66	224 H New Orleans 80 70			
323 H Northwestern St. 80 41	312 N Old Dominion 74 60			

Non-Div I Games: Schreiner 97 48 Southwest (NM) 91 47 Howard Payne 88 46 Midwestern St. 88 67 Abilene Christian

Average RPI Win:	268	WON-LOST	WINNING	LAST 10	STRENGTH OF	OPP. STRENGTH	TEAM	ADJ.	CONF.	ADJ CONF.
Average RPI Loss:	159	RECORD	PCT. RANK	GAMES	SCHEDULE	OF SCHEDULE	RPI	RPI	RPI	RPI
DIV. I ONLY	2- 18	333	2- 8	131	197	310	310	16	16	
DIV. I NON-CONF.	0- 10	337	0- 2	92	275	311	311	14	14	

TOTALS	RPI 1-25	RPI 26-50	W-L RECORDS	RPI 51-100	RPI 101-999	RPI 201+				
2- 18	0- 1	0- 0	OVERALL	0- 3	2- 14	2- 3				
2- 9	0- 1	0- 0	HOME	0- 1	2- 7	2- 1				
0- 9	0- 0	0- 0	AWAY	0- 2	0- 7	0- 2				
0- 0	0- 0	0- 0	NEUTRAL	0- 0	0- 0	0- 0				
0- 10	0- 1	0- 0	NON-CONFERENCE	0- 1	0- 8	0- 2				
0- 5	0- 1	0- 0	HOME	0- 0	0- 4	0- 0				
0- 5	0- 0	0- 0	AWAY	0- 1	0- 4	0- 2				
0- 0	0- 0	0- 0	NEUTRAL	0- 0	0- 0	0- 0				
2- 8	0- 0	0- 0	CONFERENCE	0- 2	2- 6	2- 1				
2- 4	0- 0	0- 0	HOME	0- 1	2- 3	2- 1				
0- 4	0- 0	0- 0	AWAY	0- 1	0- 3	0- 0				
0- 0	0- 0	0- 0	NEUTRAL	0- 0	0- 0	0- 0				

RPI 1-25				RPI 26-50				RPI 51-100				RPI 101+ Team's RPI: 310			
RPI	S	Opponent	Score	RPI	S	Opponent	Score	RPI	S	Opponent	Score	RPI	S	Opponent	Score
4	H	Louisville	50 62					78	H	New Mexico	59 88	110	H	Colorado St.	39 40
								84	A	Navy	64 71	131	H	Colorado	43 68
								99	A	UNLV	57 69	132	A	SIUE	40 76
												139	A	Weber St.	52 62
												146	A	Fresno St.	48 64
												146	H	Fresno St.	58 64
												180	H	Army West Point	59 65
												188	A	Nevada	60 70
												191	A	Boise St.	46 49
												194	H	Eastern Wash.	63 65
												195	H	Denver	54 75
												248	H	San Jose St.	74 75
												249	H	San Diego St.	61 51
												287	H	Utah St.	57 50
												294	A	FIU	69 70
												306	A	Utah Valley	56 59

LAST 12 Division I GAMES:															
249	H	San Diego St.	61 51	99	A	UNLV	57 69								
146	A	Fresno St.	48 64	188	A	Nevada	60 70								
191	A	Boise St.	46 49	146	H	Fresno St.	58 64								
287	H	Utah St.	57 50	78	H	New Mexico	59 88								
110	H	Colorado St.	39 40	4	H	Louisville	50 62								
248	H	San Jose St.	74 75	131	H	Colorado	43 68								

Non-Div I Games: Colo. Christian 66 68

Air Force

Loss,
Non-Conf, S Site,
H Home
A Away
N Neutral

Average RPI Win:	238	WON-LOST	WINNING	LAST 10	STRENGTH OF	OPP. STRENGTH	TEAM	ADJ.	CONF.	ADJ CONF.
Average RPI Loss:	72	RECORD	PCT. RANK	GAMES	SCHEDULE	OF SCHEDULE	RPI	RPI	RPI	RPI
DIV. I ONLY	6- 15	282	1- 9	42	106	216	216	7	7	
DIV. I NON-CONF.	5- 5	170	0- 1	107	226	183	183	8	8	

TOTALS	RPI 1-25	RPI 26-50	W-L RECORDS	RPI 51-100	RPI 101-999	RPI 201+				
6- 15	0- 2	0- 4	OVERALL	0- 5	6- 4	4- 0				
5- 7	0- 2	0- 3	HOME	0- 0	5- 2	4- 0				
0- 7	0- 0	0- 1	AWAY	0- 4	0- 2	0- 0				
1- 1	0- 0	0- 0	NEUTRAL	0- 1	1- 0	0- 0				
5- 5	0- 1	0- 1	NON-CONFERENCE	0- 2	5- 1	4- 0				
4- 2	0- 1	0- 1	HOME	0- 0	4- 0	4- 0				
0- 2	0- 0	0- 0	AWAY	0- 1	0- 1	0- 0				
1- 1	0- 0	0- 0	NEUTRAL	0- 1	1- 0	0- 0				
1- 10	0- 1	0- 3	CONFERENCE	0- 3	1- 3	0- 0				
1- 5	0- 1	0- 2	HOME	0- 0	1- 2	0- 0				
0- 5	0- 0	0- 1	AWAY	0- 3	0- 1	0- 0				
0- 0	0- 0	0- 0	NEUTRAL	0- 0	0- 0	0- 0				

RPI 1-25				RPI 26-50				RPI 51-100				RPI 101+ Team's RPI: 216			
RPI	S	Opponent	Score	RPI	S	Opponent	Score	RPI	S	Opponent	Score	RPI	S	Opponent	Score
17	H	Maryland	54 75	28	H	Central Mich.	86 95	51	A	Duquesne	60 66	109	A	Western Mich.	60 76
21	H	Buffalo	66 89	36	H	FGCU	63 82	61	A	Tol edo	54 60	109	H	Western Mich.	51 59
				40	A	Ball St.	65 97	74	N	Harvard	63 76	132	N	SIUE	59 58
				40	H	Ball St.	61 74	77	A	Ohio	67 70	135	A	Bucknell	52 63
								94	A	Miami (OH)	67 75	137	H	Kent St.	75 60
												182	H	Bowling Green	64 66
												225	H	Youngstown St.	75 58
												285	H	Southeastern La.	66 54
												309	H	Eastern Ky.	62 45
												339	H	Winthrop	69 43

LAST 12 Division I GAMES:															
109	A	Western Mich.	60 76	182	H	Bowling Green	64 66								
40	A	Ball St.	65 97	40	H	Ball St.	61 74								
137	H	Kent St.	75 60	77	A	Ohio	67 70								
109	H	Western Mich.	51 59	61	A	Tol edo	54 60								
28	H	Central Mich.	86 95	21	H	Buffalo	66 89								
94	A	Miami (OH)	67 75	74	N	Harvard	63 76								

Non-Div I Games: Ohio Christian 93 33

Akron

Loss,
Non-Conf, S Site,
H Home
A Away
N Neutral

Albama

Alabama

Alabama

Average RPI Loss: 221

DIV. I ONLY	8- 13	238	3- 7	346	345	313	313	32	32
DIV. I NON-CONF.	5- 6	187	1- 1	303	340	243	243	32	32
TOTALS	RPI 1-25	RPI 26-50	W-L RECORDS	RPI 51-100	RPI 101-999	RPI 201+			
8- 13	0- 0	0- 0	OVERALL	0- 2	8- 11	8- 8			
4- 3	0- 0	0- 0	HOME	0- 0	4- 3	4- 3			
4- 9	0- 0	0- 0	AWAY	0- 0	4- 6	4- 5			
0- 1	0- 0	0- 0	NEUTRAL	0- 0	0- 1	0- 0			
5- 6	0- 0	0- 0	NON-CONFERENCE	0- 2	5- 4	5- 2			
2- 1	0- 0	0- 0	HOME	0- 0	2- 1	2- 1			
3- 4	0- 0	0- 0	AWAY	0- 2	3- 2	3- 1			
0- 1	0- 0	0- 0	NEUTRAL	0- 0	0- 1	0- 0			
3- 7	0- 0	0- 0	CONFERENCE	0- 0	3- 7	3- 6			
2- 2	0- 0	0- 0	HOME	0- 0	2- 2	2- 2			
1- 5	0- 0	0- 0	AWAY	0- 0	1- 5	1- 4			
0- 0	0- 0	0- 0	NEUTRAL	0- 0	0- 0	0- 0			

RPI 1-25				RPI 26-50				RPI 51-100				RPI 101+				Team's RPI: 313	
RPI	S	Opponent	Score	RPI	S	Opponent	Score	RPI	S	Opponent	Score	RPI	S	Opponent	Score		
								75	A	UAB	58	85	165	N	Hartford	47	56
								100	A	Al abama	32	90	173	A	Jacksonville St.	33	49
												199	A	Southern U.	62	77	
												230	H	Austin Peay	52	55	
												246	H	Texas Southern	49	55	
												247	A	Grambling	49	78	
												262	A	Lipscomb	50	66	
												266	H	Prairie View	48	55	
												278	A	Al corn	52	57	
												285	A	Southeastern La.	76	74	
												294	A	FIU	58	51	
												295	A	Jackson St.	43	59	
												301	A	Al abama St.	78	69	
												307	H	Murray St.	71	54	
												336	A	Tennessee St.	77	75	
												338	A	Ark. -Pi ne Bl uff	48	57	
												338	H	Ark. -Pi ne Bl uff	52	49	
												341	H	Mi ssi ssi ppi Val .	65	48	
												348	H	Evansvi lle	70	56	
LAST 12 Di vi si on I GAMES:																	
				338	A	Ark. -Pi ne Bl uff	48	57	341	H	Mi ssi ssi ppi Val .	65	48				
				266	H	Prai rie View	48	55	338	H	Ark. -Pi ne Bl uff	52	49				
				246	H	Texas Southern	49	55	295	A	Jackson St.	43	59				
				199	A	Southern U.	62	77	247	A	Grambl ing	49	78				
				278	A	Al corn	52	57	262	A	Li pscomb	50	66				
				301	A	Al abama St.	78	69	285	A	Southeastern La.	76	74				

Alabama A&M

Average RPI Win:	326	WON-LOST	WINNING	LAST 10	STRENGTH OF	OPP. STRENGTH	TEAM	ADJ.	CONF.	ADJ CONF.
Average RPI Loss:	166	RECORD	PCT. RANK	GAMES	SCHEDULE	OF SCHEDULE	RPI	RPI	RPI	RPI
DIV. I ONLY	5- 15	294	4- 6	242	333	301	301	32	32	
DIV. I NON-CONF.	1- 9	318	0- 1	29	202	251	251	32	32	

TOTALS	RPI 1-25	RPI 26-50	W-L RECORDS	RPI 51-100	RPI 101-999	RPI 201+				
5- 15	0- 2	0- 0	OVERALL	0- 2	5- 11	5- 5				
4- 4	0- 0	0- 0	HOME	0- 0	4- 4	4- 2				
1- 10	0- 2	0- 0	AWAY	0- 2	1- 6	1- 3				
0- 1	0- 0	0- 0	NEUTRAL	0- 0	0- 1	0- 0				
1- 9	0- 2	0- 0	NON-CONFERENCE	0- 2	1- 5	1- 0				
1- 2	0- 0	0- 0	HOME	0- 0	1- 2	1- 0				
0- 6	0- 2	0- 0	AWAY	0- 2	0- 2	0- 0				
0- 1	0- 0	0- 0	NEUTRAL	0- 0	0- 1	0- 0				
4- 6	0- 0	0- 0	CONFERENCE	0- 0	4- 6	4- 5				
3- 2	0- 0	0- 0	HOME	0- 0	3- 2	3- 2				
1- 4	0- 0	0- 0	AWAY	0- 0	1- 4	1- 3				
0- 0	0- 0	0- 0	NEUTRAL	0- 0	0- 0	0- 0				

RPI 1-25				RPI 26-50				RPI 51-100				RPI 101+				Team's RPI: 301
RPI	S	Opponent	Score	RPI	S	Opponent	Score	RPI	S	Opponent	Score	RPI	S	Opponent	Score	
9	A	Tennessee	51 104					54	A	Miami (FL)	31 79	101	H	South Ala.	47 59	
23	A	South Carolina	31 99					75	A	UAB	44 61	125	N	SFA	50 77	
												163	A	Southern Miss.	35 72	
												167	A	Samford	39 58	
												192	H	Troy	63 93	
												199	A	Southern U.	58 66	
												246	H	Texas Southern	39 71	
												247	A	Grambling	71 93	
												266	H	Prairie View	70 68	
												278	A	Alcorn	41 73	
												295	A	Jackson St.	61 70	
												313	H	Alabama A&M	69 78	
												338	H	Ark. -Pine Bluff	63 54	
												341	A	Mississippi Val.	70 62	
												341	H	Mississippi Val.	76 41	
												343	H	Savannah St.	81 61	

LAST 12 Division I GAMES:																
341	A	Mississippi Val.	70 62	338	H	Ark. -Pine Bluff	63 54									
246	H	Texas Southern	39 71	341	H	Mississippi Val.	76 41									
266	H	Prairie View	70 68	247	A	Grambling	71 93									
278	A	Alcorn	41 73	295	A	Jackson St.	61 70									
199	A	Southern U.	58 66	75	A	UAB	44 61									
313	H	Alabama A&M	69 78	54	A	Miami (FL)	31 79									

Non-Div I Games: Mobile 61 50

Alabama St.

Average RPI Win: 216	WON-LOST RECORD	WINNING PCT. RANK	LAST 10 GAMES	STRENGTH OF SCHEDULE	OPP. STRENGTH OF SCHEDULE	TEAM RPI	ADJ. RPI	CONF. RPI	ADJ. CONF. RPI
Average RPI Loss: 101									
DIV. I ONLY	19- 4	15	8- 2	187	228	66	66	20	20
DIV. I NON-CONF.	11- 2	22	2- 0	206	165	59	59	24	24

TOTALS	RPI 1-25	RPI 26-50	W-L RECORDS	RPI 51-100	RPI 101-999	RPI 201+			
19- 4	0- 1	0- 0	OVERALL	2- 1	17- 2	11- 0			
9- 1	0- 0	0- 0	HOME	2- 1	7- 0	4- 0			
8- 3	0- 1	0- 0	AWAY	0- 0	8- 2	7- 0			
2- 0	0- 0	0- 0	NEUTRAL	0- 0	2- 0	0- 0			
11- 2	0- 1	0- 0	NON-CONFERENCE	1- 1	10- 0	6- 0			
4- 1	0- 0	0- 0	HOME	1- 1	3- 0	2- 0			
5- 1	0- 1	0- 0	AWAY	0- 0	5- 0	4- 0			
2- 0	0- 0	0- 0	NEUTRAL	0- 0	2- 0	0- 0			
8- 2	0- 0	0- 0	CONFERENCE	1- 0	7- 2	5- 0			
5- 0	0- 0	0- 0	HOME	1- 0	4- 0	2- 0			
3- 2	0- 0	0- 0	AWAY	0- 0	3- 2	3- 0			
0- 0	0- 0	0- 0	NEUTRAL	0- 0	0- 0	0- 0			

RPI	S	Opponent	Score	RPI	S	Opponent	Score	RPI	S	Opponent	Score	RPI	S	Opponent	Score
17	A	Maryland	58 91					60	H	St. John's (NY)	66 71	113	H	Dartmouth	76 61
								73	H	Fordham	59 52	134	N	Northern Ill.	97 91
								81	H	Maine	68 54	140	N	Southern Ill.	68 57
												160	A	New Hampshire	68 74
												160	H	New Hampshire	66 53
												164	H	Binghamton	63 46
												165	A	Hartford	55 70
												197	A	Siena	78 63
												204	A	Stony Brook	72 68
												204	H	Stony Brook	64 58
												239	H	St. Bonaventure	69 52
												240	A	Holy Cross	65 56
												250	A	Manhattan	62 56
												293	A	Monmouth	68 44
												299	A	Central Conn. St.	72 60
												315	H	Vermont	67 55
												325	H	Wagner	89 44
												331	A	UMBC	78 75
												347	A	UMass Lowell	61 52
LAST 12 Division I GAMES:															
160	A	New Hampshire	68 74	81	H	Maine	68 54	204	A	Stony Brook	72 68	160	H	New Hampshire	66 53
204	H	Stony Brook	64 58	204	A	Stony Brook	72 68	165	A	Hartford	55 70	113	H	Dartmouth	76 61
315	H	Vermont	67 55	160	H	New Hampshire	66 53	134	N	Northern Ill.	97 91				
331	A	UMBC	78 75												
347	A	UMass Lowell	61 52												
164	H	Binghamton	63 46												

Non-Div I Games:

Albany (NY)

■ Loss,
 ■ Non-Conf,
 ■ S Site,
 ■ H Home
 ■ A Away
 N Neutral

A l c o r n

A
l
c
o
r
n

Al corn

Page 9

Average RPI Win:	208	WON-LOST	WINNING	LAST 10	STRENGTH OF	OPP. STRENGTH	TEAM	ADJ.	CONF.	ADJ CONF.
Average RPI Loss:	91	RECORD	PCT. RANK	GAMES	SCHEDULE	OF SCHEDULE	RPI	RPI	RPI	RPI
DIV. I ONLY	18- 4	20	10- 0	215	161	67	67	15	15	
DIV. I NON-CONF.	7- 4	102	1- 0	235	138	108	108	18	18	

TOTALS	RPI 1-25	RPI 26-50	W-L RECORDS	RPI 51-100	RPI 101-999	RPI 201+				
18- 4	0- 0	0- 1	OVERALL	2- 1	16- 2	10- 0				
10- 0	0- 0	0- 0	HOME	2- 0	8- 0	4- 0				
8- 3	0- 0	0- 0	AWAY	0- 1	8- 2	6- 0				
0- 1	0- 0	0- 1	NEUTRAL	0- 0	0- 0	0- 0				
7- 4	0- 0	0- 1	NON-CONFERENCE	1- 1	6- 2	4- 0				
4- 0	0- 0	0- 0	HOME	1- 0	3- 0	2- 0				
3- 3	0- 0	0- 0	AWAY	0- 1	3- 2	2- 0				
0- 1	0- 0	0- 1	NEUTRAL	0- 0	0- 0	0- 0				
11- 0	0- 0	0- 0	CONFERENCE	1- 0	10- 0	6- 0				
6- 0	0- 0	0- 0	HOME	1- 0	5- 0	2- 0				
5- 0	0- 0	0- 0	AWAY	0- 0	5- 0	4- 0				
0- 0	0- 0	0- 0	NEUTRAL	0- 0	0- 0	0- 0				

RPI S Opponent	Score	RPI S Opponent	Score	RPI S Opponent	Score	RPI S Opponent	Score
		26 N Villanova	60 65	80 H Penn St.	75 66	112 A George Washington	44 61
				84 H Navy	46 41	127 A Delaware	56 72
				97 A George Mason	53 71	135 H Bucknel I	68 58
						157 H Lehigh	82 64
						170 A Tulsa	72 67
						180 A Army West Point	64 46
						180 H Army West Point	71 63
						195 H Denver	66 53
						203 H Boston U.	66 50
						225 H Youngstown St.	78 72
						227 A Loyola Maryland	71 58
						232 H La Salle	66 48
						240 A Holy Cross	68 63
						243 A Lafayette	74 67
						274 A Colgate	77 55
						274 H Colgate	67 44
						315 A Vermont	64 62
						331 A UMBC	61 48
LAST 12 Division I GAMES:							
180 H Army West Point	71 63	227 A Loyola Maryland	71 58				
274 H Colgate	67 44	180 A Army West Point	64 46				
240 A Holy Cross	68 63	84 H Navy	46 41				
243 A Lafayette	74 67	274 A Colgate	77 55				
203 H Boston U.	66 50	135 H Bucknel I	68 58				
157 H Lehigh	82 64	80 H Penn St.	75 66				

Non-Div I Games:

American

Average RPI Win:	296	WON-LOST	WINNING	LAST 10	STRENGTH OF	OPP. STRENGTH	TEAM	ADJ.	CONF.	ADJ CONF.
Average RPI Loss:	148	RECORD	PCT. RANK	GAMES	SCHEDULE	OF SCHEDULE	RPI	RPI	RPI	RPI
DIV. I ONLY	6- 17	290	4- 6	192	242	271	271	23	23	
DIV. I NON-CONF.	2- 9	295	0- 0	172	204	265	265	23	23	

TOTALS	RPI 1-25	RPI 26-50	W-L RECORDS	RPI 51-100	RPI 101-999	RPI 201+				
6- 17	0- 0	0- 0	OVERALL	0- 3	6- 14	6- 2				
3- 7	0- 0	0- 0	HOME	0- 2	3- 5	3- 0				
3- 10	0- 0	0- 0	AWAY	0- 0	3- 5	3- 1				
0- 0	0- 0	0- 0	NEUTRAL	0- 0	0- 0	0- 0				
2- 9	0- 0	0- 0	NON-CONFERENCE	0- 3	2- 6	2- 2				
0- 4	0- 0	0- 0	HOME	0- 2	0- 2	0- 0				
2- 5	0- 0	0- 0	AWAY	0- 1	2- 4	2- 2				
0- 0	0- 0	0- 0	NEUTRAL	0- 0	0- 0	0- 0				
4- 8	0- 0	0- 0	CONFERENCE	0- 0	4- 8	4- 0				
3- 3	0- 0	0- 0	HOME	0- 0	3- 3	3- 0				
1- 5	0- 0	0- 0	AWAY	0- 0	1- 5	1- 0				
0- 0	0- 0	0- 0	NEUTRAL	0- 0	0- 0	0- 0				

RPI 1-25				RPI 26-50				RPI 51-100				RPI 101+				Team's RPI: 271
RPI	S	Opponent	Score	RPI	S	Opponent	Score	RPI	S	Opponent	Score	RPI	S	Opponent	Score	
								65	H	Georgia Tech	41 75	101	A	South Ala.	52 54	
								75	H	UAB	59 70	102	A	Wake Forest	49 78	
								91	A	North Carolina	43 56	128	H	Little Rock	40 52	
												141	H	ETSU	57 70	
												142	A	Texas St.	50 92	
												142	H	Texas St.	54 69	
												150	A	Louisiana	45 61	
												152	H	Davidson	57 59	
												172	A	Radford	40 61	
												192	A	Troy	74 81	
												198	A	UT Arlington	48 49	
												198	H	UT Arlington	60 64	
												211	H	Arkansas St.	68 66	
												222	A	N. C. A&T	56 81	
												244	A	UNC Asheville	60 69	
												261	A	Col. of Charleston	76 70	
												317	H	Georgia St.	77 62	
												321	H	Ga. Southern	87 56	
												330	A	Marshall	56 54	
												334	A	La. -Monroe	71 67	

LAST 12 Division I GAMES:																
				142	A	Texas St.	50 92	321	H	Ga. Southern	87 56					
				198	A	UT Arlington	48 49	317	H	Georgia St.	77 62					
				211	H	Arkansas St.	68 66	334	A	La. -Monroe	71 67					
				128	H	Little Rock	40 52	150	A	Louisiana	45 61					
				101	A	South Ala.	52 54	198	H	UT Arlington	60 64					
				192	A	Troy	74 81	142	H	Texas St.	54 69					

Non-Div I Games:

Appalachian St.

Average RPI Win:	243	WON-LOST	WINNING	LAST 10	STRENGTH OF	OPP. STRENGTH	TEAM	ADJ.	CONF.	ADJ CONF.
Average RPI Loss:	123	RECORD	PCT. RANK	GAMES	SCHEDULE	OF SCHEDULE	RPI	RPI	RPI	RPI
DIV. I ONLY	6- 17	290	2- 8	238	64	282	282	5	5	
DIV. I NON-CONF.	4- 7	226	0- 0	342	273	338	338	3	3	

TOTALS	RPI 1-25	RPI 26-50	W-L RECORDS	RPI 51-100	RPI 101-999	RPI 201+				
6- 17	0- 3	0- 3	OVERALL	0- 4	6- 7	4- 4				
5- 7	0- 1	0- 1	HOME	0- 2	5- 3	3- 3				
1- 9	0- 2	0- 2	AWAY	0- 1	1- 4	1- 1				
0- 1	0- 0	0- 0	NEUTRAL	0- 1	0- 0	0- 0				
4- 7	0- 0	0- 0	NON-CONFERENCE	0- 1	4- 6	4- 4				
3- 3	0- 0	0- 0	HOME	0- 0	3- 3	3- 3				
1- 3	0- 0	0- 0	AWAY	0- 0	1- 3	1- 1				
0- 1	0- 0	0- 0	NEUTRAL	0- 1	0- 0	0- 0				
2- 10	0- 3	0- 3	CONFERENCE	0- 3	2- 1	0- 0				
2- 4	0- 1	0- 1	HOME	0- 2	2- 0	0- 0				
0- 6	0- 2	0- 2	AWAY	0- 1	0- 1	0- 0				
0- 0	0- 0	0- 0	NEUTRAL	0- 0	0- 0	0- 0				

RPI	S	Opponent	Score	RPI	S	Opponent	Score	RPI	S	Opponent	Score	RPI	S	Opponent	Score	Team's RPI: 282
7	A	Oregon	44 62	37	A	Cal i forni a	39 63	52	N	TCU	59 68	131	A	Col orado	60 79	
12	A	Stanford	42 79	37	H	Cal i forni a	51 53	83	H	Washing ton St.	60 78	131	H	Col orado	72 63	
12	H	Stanford	46 61	50	A	Oregon St.	48 88	85	A	Utah	55 89	159	A	Loyol a Marymount	70 84	
								85	H	Utah	56 80	168	H	Washing ton	72 70	
												183	A	CSUN	63 66	
												234	H	New Mexico St.	83 44	
												249	H	San Diego St.	67 78	
												252	H	Hawai i	60 65	
												287	A	Utah St.	65 49	
												303	H	Southern Utah	76 74	
												322	A	Northern Ari z.	66 84	
												335	H	Long Beach St.	72 80	
												337	H	Iona	71 58	

LAST 12 Di vi si on I GAMES:																
168	H	Washington	72 70	50	A	Oregon St.	48 88									
83	H	Washington St.	60 78	7	A	Oregon	44 62									
12	A	Stanford	42 79	37	H	Cal i forni a	51 53									
37	A	Cal i forni a	39 63	12	H	Stanford	46 61									
85	H	Utah	56 80	131	A	Col orado	60 79									
131	H	Col orado	72 63	85	A	Utah	55 89									

Non-Di v I Games:

Ari zona

RPI 1-25				RPI 26-50				Team's RPI: 33				RPI 51-100				RPI 101+			
RPI	S	Opponent	Score	RPI	S	Opponent	Score	RPI	S	Opponent	Score	RPI	S	Opponent	Score	RPI	S	Opponent	Score
3	N	Mississippi St.	57 65	37	A	Cal i forn i a	57 42	83	H	Washi ngton St.	77 51	131	A	Col orado	72 47				
6	A	Flori da St.	66 77	37	H	Cal i forn i a	80 71	85	A	Utah	83 81	131	H	Col orado	73 59				
7	A	Oregon	64 74	50	A	Oregon St.	54 57	85	H	Utah	56 58	146	A	Fresno St.	81 49				
12	A	Stanford	50 74					87	H	Arkansas	89 43	162	H	Idaho	77 33				
12	H	Stanford	73 66									168	H	Washi ngton	61 41				
13	N	Green Bay	48 61									190	N	Col umbi a	72 48				
21	H	Buffalo	76 57									242	H	UC Ri versi de	73 48				
												274	H	Col gate	65 54				
												284	H	Sacramento St.	106 58				
												304	H	UTSA	74 42				
LAST 12 Di vi si on I GAMES:																			
				83	H	Washi ngton St.	77 51	7	A	Oregon	64 74								
				168	H	Washi ngton	61 41	50	A	Oregon St.	54 57								
				37	A	Cal i forn i a	57 42	12	H	Stanford	73 66								
				12	A	Stanford	50 74	37	H	Cal i forn i a	80 71								
				131	H	Col orado	73 59	85	A	Utah	83 81								
				85	H	Utah	56 58	131	A	Col orado	72 47								

■ Loss, ■ Non-Conf, S Site, H Home A Away N Neutral

Average RPI Win:	327	WON-LOST	WINNING	LAST 10	STRENGTH OF	OPP. STRENGTH	TEAM	ADJ.	CONF.	ADJ CONF.
Average RPI Loss:	210	RECORD	PCT. RANK	GAMES	SCHEDULE	OF SCHEDULE	RPI	RPI	RPI	RPI
DIV. I ONLY	2- 16	329	2- 8	301	324	338	338	32	32	
DIV. I NON-CONF.	0- 8	337	0- 2	142	87	322	322	32	32	

TOTALS	RPI 1-25	RPI 26-50	W-L RECORDS	RPI 51-100	RPI 101-999	RPI 201+				
2- 16	0- 1	0- 1	OVERALL	0- 1	2- 13	2- 11				
1- 4	0- 0	0- 0	HOME	0- 0	1- 4	1- 3				
1- 10	0- 0	0- 0	AWAY	0- 0	1- 0	1- 0				
0- 2	0- 0	0- 0	NEUTRAL	0- 0	0- 2	0- 2				
0- 8	0- 1	0- 1	NON-CONFERENCE	0- 1	0- 5	0- 4				
0- 0	0- 0	0- 0	HOME	0- 0	0- 0	0- 0				
0- 6	0- 1	0- 1	AWAY	0- 1	0- 3	0- 2				
0- 2	0- 0	0- 0	NEUTRAL	0- 0	0- 2	0- 2				
2- 8	0- 0	0- 0	CONFERENCE	0- 0	2- 8	2- 7				
1- 4	0- 0	0- 0	HOME	0- 0	1- 4	1- 3				
1- 4	0- 0	0- 0	AWAY	0- 0	1- 4	1- 4				
0- 0	0- 0	0- 0	NEUTRAL	0- 0	0- 0	0- 0				

RPI 1-25				RPI 26-50				RPI 51-100				RPI 101+ Team's RPI: 338			
RPI	S	Opponent	Score	RPI	S	Opponent	Score	RPI	S	Opponent	Score	RPI	S	Opponent	Score
22	A	Iowa	45 85	44	A	Dayton	43 81	57	A	Nebraska	52 73	170	A	Tulsa	37 87
												199	H	Southern U.	52 71
												210	N	Oakland	37 69
												220	A	Texas Tech	47 74
												230	A	Austin Peay	61 97
												246	A	Texas Southern	52 58
												247	H	Grambling	57 66
												266	A	Prairie View	52 64
												269	N	Towson	44 70
												278	H	Alcorn	77 80
												295	H	Jackson St.	54 60
												301	A	Alabama St.	54 63
												313	A	Alabama A&M	49 52
												313	H	Alabama A&M	57 48
												341	A	Mississippi Val.	64 59

LAST 12 Division I GAMES:															
313	H	Alabama A&M	57 48	199	H	Southern U.	52 71								
295	H	Jackson St.	54 60	301	A	Alabama St.	54 63								
247	H	Grambling	57 66	313	A	Alabama A&M	49 52								
246	A	Texas Southern	52 58	341	A	Mississippi Val.	64 59								
266	A	Prairie View	52 64	210	N	Oakland	37 69								
278	H	Alcorn	77 80	269	N	Towson	44 70								

Non-Div I Games: Tougalo 71 51 Philander Smith 81 73

Ark. -Pine Bluff

Loss,
Non-Conf,
S Site,
H Home
A Away
N Neutral

Average RPI Win:	188	WON-LOST	WINNING	LAST 10	STRENGTH OF	OPP. STRENGTH	TEAM	ADJ.	CONF.	ADJ CONF.
Average RPI Loss:	72	RECORD	PCT. RANK	GAMES	SCHEDULE	OF SCHEDULE	RPI	RPI	RPI	RPI
DIV. I ONLY	12- 11	166	3- 7	41	87	87	87	2	2	
DIV. I NON-CONF.	9- 4	82	1- 1	137	200	74	74	2	2	

TOTALS	RPI 1-25	RPI 26-50	W-L RECORDS	RPI 51-100	RPI 101-999	RPI 201+				
12- 11	0- 4	0- 1	OVERALL	1- 2	11- 4	5- 0				
8- 3	0- 0	0- 0	HOME	0- 1	8- 2	3- 0				
3- 8	0- 4	0- 1	AWAY	1- 1	2- 2	1- 0				
1- 0	0- 0	0- 0	NEUTRAL	0- 0	1- 0	1- 0				
9- 4	0- 0	0- 1	NON-CONFERENCE	0- 1	9- 2	5- 0				
7- 0	0- 0	0- 0	HOME	0- 0	7- 0	3- 0				
1- 4	0- 0	0- 1	AWAY	0- 1	1- 2	1- 0				
1- 0	0- 0	0- 0	NEUTRAL	0- 0	1- 0	1- 0				
3- 7	0- 4	0- 0	CONFERENCE	1- 1	2- 2	0- 0				
1- 3	0- 0	0- 0	HOME	0- 1	1- 2	0- 0				
2- 4	0- 4	0- 0	AWAY	1- 0	1- 0	0- 0				
0- 0	0- 0	0- 0	NEUTRAL	0- 0	0- 0	0- 0				

RPI 1-25				RPI 26-50				RPI 51-100				Team's RPI : 87				RPI 101+			
RPI	S	Opponent	Score	RPI	S	Opponent	Score	RPI	S	Opponent	Score	RPI	S	Opponent	Score	RPI	S	Opponent	Score
3	A	Mississippi St.	69 111	33	A	Arizona St.	43 89	57	A	Nebraska	69 80	105	A	Auburn	68 58				
15	A	Missouri	54 88					100	A	Alabama	74 66	106	H	Kentucky	65 76				
20	A	Georgia	65 78					100	H	Alabama	76 83	119	H	Ole Miss	73 72				
23	A	South Carolina	42 90									122	A	UTEP	61 64				
												136	A	Kansas	60 71				
												167	H	Samford	84 63				
												170	H	Tulsa	67 41				
												176	H	Charlotte	73 72				
												178	H	Florida	51 65				
												198	H	UT Arlington	91 57				
												202	H	Abilene Christian	79 65				
												205	A	Oral Roberts	77 66				
												234	N	New Mexico St.	69 60				
												247	H	Grambling	79 62				
												329	H	Sam Houston St.	65 54				

LAST 12 Division I GAMES:																			
100	A	Alabama	74 66	20	A	Georgia	65 78	100	H	Alabama	76 83								
106	H	Kentucky	65 76					3	A	Mississippi St.	69 111								
23	A	South Carolina	42 90					119	H	Ole Miss	73 72								
15	A	Missouri	54 88					247	H	Grambling	79 62								
178	H	Florida	51 65					33	A	Arizona St.	43 89								
105	A	Auburn	68 58																

Non-Div I Games:

Arkansas

Average RPI Win:	265	WON-LOST	WINNING	LAST 10	STRENGTH OF	OPP. STRENGTH	TEAM	ADJ.	CONF.	ADJ CONF.
Average RPI Loss:	129	RECORD	PCT. RANK	GAMES	SCHEDULE	OF SCHEDULE	RPI	RPI	RPI	RPI
DIV. I ONLY	12- 10	148	6- 4	298	162	211	211	23	23	
DIV. I NON-CONF.	5- 6	187	0- 1	153	90	160	160	23	23	

TOTALS	RPI 1-25	RPI 26-50	W-L RECORDS	RPI 51-100	RPI 101-999	RPI 201+				
12- 10	0- 0	0- 1	OVERALL	0- 2	12- 7	9- 1				
8- 3	0- 0	0- 0	HOME	0- 1	8- 2	6- 0				
4- 7	0- 0	0- 1	AWAY	0- 1	4- 5	3- 1				
0- 0	0- 0	0- 0	NEUTRAL	0- 0	0- 0	0- 0				
5- 6	0- 0	0- 1	NON-CONFERENCE	0- 2	5- 3	3- 0				
4- 1	0- 0	0- 0	HOME	0- 1	4- 0	3- 0				
1- 5	0- 0	0- 1	AWAY	0- 1	1- 3	0- 0				
0- 0	0- 0	0- 0	NEUTRAL	0- 0	0- 0	0- 0				
7- 4	0- 0	0- 0	CONFERENCE	0- 0	7- 4	6- 1				
4- 2	0- 0	0- 0	HOME	0- 0	4- 2	3- 0				
3- 2	0- 0	0- 0	AWAY	0- 0	3- 2	3- 1				
0- 0	0- 0	0- 0	NEUTRAL	0- 0	0- 0	0- 0				

RPI	S	Opponent	Score	RPI	S	Opponent	Score	RPI	S	Opponent	Score	RPI	S	Opponent	Score
27	A	South Fla.	55 98	68	H	Belmont	52 83	72	A	Indiana	51 93	119	A	Ole Miss	48 74
												122	H	UTEP	76 73
												128	A	Little Rock	43 53
												142	H	Texas St.	55 67
												144	A	Pittsburgh	47 87
												150	H	Louisiana	75 77
												170	A	Tulsa	58 68
												178	A	Florida	70 69
												198	H	UT Arlington	85 80
												212	H	UT Martin	84 73
												247	H	Grambling	76 56
												271	A	Appalachian St.	66 68
												279	A	Coastal Caro.	70 63
												317	A	Georgia St.	75 58
												317	H	Georgia St.	76 63
												321	A	Ga. Southern	71 62
												321	H	Ga. Southern	69 48
												334	H	La.-Monroe	76 62
												336	H	Tennessee St.	68 62
LAST 12 Division I GAMES:															
321	H	Ga. Southern	69 48	142	H	Texas St.	55 67								
317	H	Georgia St.	76 63	317	A	Georgia St.	75 58								
271	A	Appalachian St.	66 68	321	A	Ga. Southern	71 62								
279	A	Coastal Caro.	70 63	150	H	Louisiana	75 77								
128	A	Little Rock	43 53	334	H	La.-Monroe	76 62								
198	H	UT Arlington	85 80	170	A	Tulsa	58 68								

Non-Div I Games:

Arkansas St.

Loss,
Non-Conf, S Site,
H Home
A Away
N Neutral

Average RPI Win:	228	WON-LOST	WINNING	LAST 10	STRENGTH OF	OPP. STRENGTH	TEAM	ADJ.	CONF.	ADJ CONF.
Average RPI Loss:	150	RECORD	PCT. RANK	GAMES	SCHEDULE	OF SCHEDULE	RPI	RPI	RPI	RPI
DIV. I ONLY	10- 11	193	4- 6	169	243	180	180	15	15	
DIV. I NON-CONF.	6- 4	122	0- 0	219	312	149	149	18	18	

TOTALS	RPI 1-25	RPI 26-50	W-L RECORDS	RPI 51-100	RPI 101-999	RPI 201+				
10- 11	0- 0	0- 1	OVERALL	0- 3	10- 7	7- 4				
5- 4	0- 0	0- 0	HOME	0- 1	5- 3	3- 2				
5- 7	0- 0	0- 1	AWAY	0- 2	5- 4	4- 2				
0- 0	0- 0	0- 0	NEUTRAL	0- 0	0- 0	0- 0				
6- 4	0- 0	0- 1	NON-CONFERENCE	0- 0	6- 3	3- 2				
4- 1	0- 0	0- 0	HOME	0- 0	4- 1	2- 0				
2- 3	0- 0	0- 1	AWAY	0- 0	2- 2	1- 2				
0- 0	0- 0	0- 0	NEUTRAL	0- 0	0- 0	0- 0				
4- 7	0- 0	0- 0	CONFERENCE	0- 3	4- 4	4- 2				
1- 3	0- 0	0- 0	HOME	0- 1	1- 2	1- 2				
3- 4	0- 0	0- 0	AWAY	0- 2	3- 2	3- 0				
0- 0	0- 0	0- 0	NEUTRAL	0- 0	0- 0	0- 0				

RPI 1-25				RPI 26-50				RPI 51-100				RPI 101+ Team's RPI: 180			
RPI	S	Opponent	Score	RPI	S	Opponent	Score	RPI	S	Opponent	Score	RPI	S	Opponent	Score
				31	A	Marquette	53 83	67	A	American	63 71	113	H	Dartmouth	71 56
								67	H	American	46 64	116	A	Yale	82 65
								84	A	Navy	44 70	127	H	Delaware	59 70
												135	A	Bucknell	36 60
												157	A	Lehigh	55 59
												164	H	Binghamton	73 61
												203	H	Boston U.	59 60
												227	A	Loyola Maryland	69 62
												227	H	Loyola Maryland	62 47
												240	H	Holy Cross	62 70
												243	A	Lafayette	65 60
												258	A	Fairleigh Dickinson	56 58
												264	H	LIU Brooklyn	71 37
												274	A	Colgate	62 54
												286	A	St. Francis Brooklyn	52 73
												310	A	Air Force	65 59
												344	H	NJIT	79 49

LAST 12 Division I GAMES:															
				67	A	American	63 71	243	A	Lafayette	65 60				
				227	H	Loyola Maryland	62 47	67	H	American	46 64				
				274	A	Colgate	62 54	135	A	Bucknell	36 60				
				157	A	Lehigh	55 59	227	A	Loyola Maryland	69 62				
				240	H	Holy Cross	62 70	203	H	Boston U.	59 60				
				84	A	Navy	44 70	31	A	Marquette	53 83				

Non-Div I Games: St. Joseph's (Brkln) 107 46

Army West Point

Average RPI Win:	286	WON-LOST	WINNING	LAST 10	STRENGTH OF	OPP. STRENGTH	TEAM	ADJ.	CONF.	ADJ CONF.
Average RPI Loss:	157	RECORD	PCT. RANK	GAMES	SCHEDULE	OF SCHEDULE	RPI	RPI	RPI	RPI
DIV. I ONLY	11- 10	160	5- 5	314	293	230	230	26	26	
DIV. I NON-CONF.	5- 4	146	0- 0	323	284	218	218	27	27	

TOTALS	RPI 1-25	RPI 26-50	W-L RECORDS	RPI 51-100	RPI 101-999	RPI 201+				
11- 10	0- 0	0- 1	OVERALL	0- 2	11- 7	11- 3				
6- 3	0- 0	0- 0	HOME	0- 0	6- 3	6- 1				
5- 7	0- 0	0- 0	AWAY	0- 1	5- 1	5- 0				
0- 0	0- 0	0- 0	NEUTRAL	0- 0	0- 0	0- 0				
5- 4	0- 0	0- 1	NON-CONFERENCE	0- 1	5- 2	5- 0				
2- 1	0- 0	0- 0	HOME	0- 0	2- 1	2- 0				
3- 3	0- 0	0- 1	AWAY	0- 1	3- 1	3- 0				
0- 0	0- 0	0- 0	NEUTRAL	0- 0	0- 0	0- 0				
6- 6	0- 0	0- 0	CONFERENCE	0- 1	6- 5	6- 3				
4- 2	0- 0	0- 0	HOME	0- 0	4- 2	4- 1				
2- 4	0- 0	0- 0	AWAY	0- 1	2- 3	2- 2				
0- 0	0- 0	0- 0	NEUTRAL	0- 0	0- 0	0- 0				

RPI 1-25				RPI 26-50				RPI 51-100				RPI 101+ Team's RPI: 230			
RPI	S	Opponent	Score	RPI	S	Opponent	Score	RPI	S	Opponent	Score	RPI	S	Opponent	Score
				40	A	Ball St.	57 89	68	A	Belmont	75 78	104	H	Western Ill.	68 81
								96	A	Butler	54 75	132	H	SIUE	38 61
												173	A	Jacksonville St.	47 65
												200	A	Illinois	47 59
												212	A	UT Martin	66 100
												212	H	UT Martin	69 62
												215	H	Morehead St.	59 66
												221	A	Southeast Mo. St.	61 50
												221	H	Southeast Mo. St.	66 65
												237	A	Northern Ky.	53 52
												262	A	Lipscomb	71 63
												309	H	Eastern Ky.	59 45
												313	A	Alabama A&M	55 52
												328	A	Tennessee Tech	59 63
												336	A	Tennessee St.	75 59
												338	H	Ark.-Pine Bluff	97 61
												346	H	Eastern Ill.	69 59
												348	H	Evansville	82 73

LAST 12 Division I GAMES:															
				221	A	Southeast Mo. St.	61 50	173	A	Jacksonville St.	47 65				
				212	A	UT Martin	66 100	328	A	Tennessee Tech	59 63				
				215	H	Morehead St.	59 66	221	H	Southeast Mo. St.	66 65				
				309	H	Eastern Ky.	59 45	212	H	UT Martin	69 62				
				68	A	Belmont	75 78	346	H	Eastern Ill.	69 59				
				336	A	Tennessee St.	75 59	132	H	SIUE	38 61				

Non-Div I Games: Christian Bros. 73 50 Trevecca Nazarene 80 72

Austin Peay

■ Loss,
 ■ Non-Conf,
 ■ S Site,
 ■ Home
 ■ A Away
 N Neutral

Average RPI Win:	203	WON-LOST	WINNING	LAST 10	STRENGTH OF	OPP. STRENGTH	TEAM	ADJ.	CONF.	ADJ CONF.
Average RPI Loss:	114	RECORD	PCT. RANK	GAMES	SCHEDULE	OF SCHEDULE	RPI	RPI	RPI	RPI
DIV. I ONLY	13- 10	136	7- 3	128	123	118	118	13	13	
DIV. I NON-CONF.	5- 6	187	0- 0	158	104	189	189	11	11	

TOTALS	RPI 1-25	RPI 26-50	W-L RECORDS	RPI 51-100	RPI 101-999	RPI 201+				
13- 10	0- 1	0- 3	OVERALL	2- 1	11- 5	6- 2				
9- 3	0- 1	0- 1	HOME	2- 0	7- 1	4- 1				
4- 7	0- 0	0- 2	AWAY	0- 1	4- 4	2- 1				
0- 0	0- 0	0- 0	NEUTRAL	0- 0	0- 0	0- 0				
5- 6	0- 1	0- 2	NON-CONFERENCE	1- 0	4- 3	3- 1				
4- 2	0- 1	0- 0	HOME	1- 0	3- 1	3- 1				
1- 4	0- 0	0- 2	AWAY	0- 0	1- 2	0- 0				
0- 0	0- 0	0- 0	NEUTRAL	0- 0	0- 0	0- 0				
8- 4	0- 0	0- 1	CONFERENCE	1- 1	7- 2	3- 1				
5- 1	0- 0	0- 1	HOME	1- 0	4- 0	1- 0				
3- 3	0- 0	0- 0	AWAY	0- 1	3- 2	2- 1				
0- 0	0- 0	0- 0	NEUTRAL	0- 0	0- 0	0- 0				

RPI 1-25				RPI 26-50				RPI 51-100				RPI 101+ Team's RPI: 118			
RPI	S	Opponent	Score	RPI	S	Opponent	Score	RPI	S	Opponent	Score	RPI	S	Opponent	Score
20	H	Georgia	63 79	32	A	Northern Colo.	74 79	78	A	Saint Mary's (CA)	49 57	110	A	Colorado St.	54 56
				37	A	Cal i forni a	45 70	78	H	Saint Mary's (CA)	63 54	151	A	Paci fi c	76 83
				42	H	Gonzaga	70 84	85	H	Utah	77 68	151	H	Paci fi c	77 65
												159	A	Loyol a Marymount	67 55
												159	H	Loyol a Marymount	62 52
												166	H	San Francis sco	70 66
												168	A	Washing ton	72 80
												194	A	Eastern Wash.	73 69
												213	A	San Diego	69 70
												219	H	Montana St.	75 54
												235	A	Pepperdi ne	73 67
												273	H	Santa Clara	65 47
												287	H	Utah St.	69 76
												303	H	Southern Utah	75 67
												306	H	Utah Val ley	75 54
												311	A	Portl and	72 58

LAST 12 Division I GAMES:															
				42	H	Gonzaga	70 84	273	H	Santa Clara	65 47				
				159	H	Loyol a Marymount	62 52	235	A	Pepperdi ne	73 67				
				151	A	Paci fi c	76 83	151	H	Paci fi c	77 65				
				78	H	Saint Mary's (CA)	63 54	166	H	San Francis sco	70 66				
				213	A	San Diego	69 70	78	A	Saint Mary's (CA)	49 57				
				159	A	Loyol a Marymount	67 55	311	A	Portl and	72 58				

Non-Div I Games:

BYU

Average RPI Win:	162	WON-LOST	WINNING	LAST 10	STRENGTH OF	OPP. STRENGTH	TEAM	ADJ.	CONF.	ADJ CONF.
Average RPI Loss:	47	RECORD	PCT. RANK	GAMES	SCHEDULE	OF SCHEDULE	RPI	RPI	RPI	RPI
DIV. I ONLY	17- 4	27	7- 3	98	85	40	40	7	7	
DIV. I NON-CONF.	10- 0	1	1- 0	147	125	16	16	8	8	

TOTALS	RPI 1-25	RPI 26-50	W-L RECORDS	RPI 51-100	RPI 101-999	RPI 201+				
17- 4	0- 1	2- 1	OVERALL	2- 2	13- 0	6- 0				
10- 2	0- 1	1- 1	HOME	2- 0	7- 0	4- 0				
7- 2	0- 0	1- 0	AWAY	0- 2	6- 0	2- 0				
0- 0	0- 0	0- 0	NEUTRAL	0- 0	0- 0	0- 0				
10- 0	0- 0	2- 0	NON-CONFERENCE	1- 0	7- 0	4- 0				
6- 0	0- 0	1- 0	HOME	1- 0	4- 0	3- 0				
4- 0	0- 0	1- 0	AWAY	0- 0	3- 0	1- 0				
0- 0	0- 0	0- 0	NEUTRAL	0- 0	0- 0	0- 0				
7- 4	0- 1	0- 1	CONFERENCE	1- 2	6- 0	2- 0				
4- 2	0- 1	0- 1	HOME	1- 0	3- 0	1- 0				
3- 2	0- 0	0- 0	AWAY	0- 2	3- 0	1- 0				
0- 0	0- 0	0- 0	NEUTRAL	0- 0	0- 0	0- 0				

RPI 1-25				RPI 26-50				RPI 51-100				RPI 101+			
RPI	S	Opponent	Score	RPI	S	Opponent	Score	RPI	S	Opponent	Score	RPI	S	Opponent	Score
21	H	Buffalo	80 84	28	H	Central Mich.	65 69	61	A	Toledo	66 72	117	H	Missouri St.	70 58
				35	A	Purdue	66 60	77	A	Ohio	76 80	123	A	Vanderbilt	88 79
				45	H	Western Ky.	93 81	94	H	Miami (OH)	86 61	124	A	Cleveland St.	76 64
								96	H	Butler	87 75	134	H	Northern Ill.	81 72
												137	A	Kent St.	79 58
												182	A	Bowling Green	84 73
												182	H	Bowling Green	82 41
												216	A	Akron	74 61
												216	H	Akron	97 65
												221	H	Southeast Mo. St.	69 56
												230	H	Austin Peay	89 57
												262	H	Lipscomb	84 46
												336	A	Tennessee St.	85 65

Team's RPI: 40															
LAST 12 Division I GAMES:															
77	A	Ohio	76 80	21	H	Buffalo	80 84	216	A	Akron	74 61	182	A	Bowling Green	84 73
216	H	Akron	97 65	216	A	Akron	74 61	94	H	Miami (OH)	86 61	28	H	Central Mich.	65 69
134	H	Northern Ill.	81 72	182	A	Bowling Green	84 73	45	H	Western Ky.	93 81				
182	H	Bowling Green	82 41												
137	A	Kent St.	79 58												
61	A	Toledo	66 72												

Non-Div I Games: Oakland City 126 55

Ball St.

Average RPI	Win:	125	WON-LOST	WINNING	LAST 10	STRENGTH OF	OPP. STRENGTH	TEAM	ADJ.	CONF.	ADJ CONF.
Average RPI	Loss:	10	RECORD	PCT. RANK	GAMES	SCHEDULE	OF SCHEDULE	RPI	RPI	RPI	RPI
DIV. I ONLY		21- 1	4	10- 0	70	20	8	8	4	4	
DIV. I NON-CONF.		10- 1	15	1- 0	95	51	15	15	5	5	

TOTALS	RPI 1-25		RPI 26-50		W-L RECORDS	RPI 51-100	RPI 101-999		RPI 201+		
21- 1	2- 1		2- 0		OVERALL	4- 0	13- 0		5- 0		
12- 0	2- 0		0- 0		HOME	2- 0	8- 0		3- 0		
7- 1	0- 1		2- 0		AWAY	1- 0	4- 0		2- 0		
2- 0	0- 0		0- 0		NEUTRAL	1- 0	1- 0		0- 0		
10- 1	1- 1		0- 0		NON-CONFERENCE	1- 0	8- 0		3- 0		
7- 0	1- 0		0- 0		HOME	0- 0	6- 0		2- 0		
1- 1	0- 1		0- 0		AWAY	0- 0	1- 0		1- 0		
2- 0	0- 0		0- 0		NEUTRAL	1- 0	1- 0		0- 0		
11- 0	1- 0		2- 0		CONFERENCE	3- 0	5- 0		2- 0		
5- 0	1- 0		0- 0		HOME	2- 0	2- 0		1- 0		
6- 0	0- 0		2- 0		AWAY	1- 0	3- 0		1- 0		
0- 0	0- 0		0- 0		NEUTRAL	0- 0	0- 0		0- 0		

RPI	S	Opponent	Score	RPI	S	Opponent	Score	RPI	S	Opponent	Score	RPI	S	Opponent	Score
10	A	UCLA	68 82	30	A	Okl ahoma	74 52	55	H	Okl ahoma St.	77 64	103	H	Lamar University	121 62
11	H	Texas	81 56	46	A	West Vi rgi ni a	83 72	65	N	Georgi a Tech	80 57	106	H	Kentucky	90 63
12	H	Stanford	81 57					88	A	Kansas St.	88 58	115	A	Iowa St.	79 50
								88	H	Kansas St.	75 50	115	H	Iowa St.	89 49
												117	N	Missouri St.	100 58
												120	H	Central Ark.	86 55
												136	A	Kansas	83 48
												158	H	North Dakota	105 43
												220	A	Texas Tech	90 44
												220	H	Texas Tech	97 49
												256	A	Ni chol l s St.	85 43
												277	H	McNeese	95 34
												291	H	Coppin St.	100 54

LAST 12 Di vi si on I GAMES:															
220	A	Texas Tech	90 44	30	A	Okl ahoma	74 52	136	A	Kansas	83 48				
55	H	Okl ahoma St.	77 64	115	H	Iowa St.	89 49	220	H	Texas Tech	97 49				
46	A	West Vi rgi ni a	83 72	88	A	Kansas St.	88 58	88	A	Kansas St.	88 58				
11	H	Texas	81 56	256	A	Ni chol l s St.	85 43								
88	H	Kansas St.	75 50												
115	A	Iowa St.	79 50												

Non-Di v I Games:

Bayl or

Average RPI Win:	216	WON-LOST	WINNING	LAST 10	STRENGTH OF	OPP. STRENGTH	TEAM	ADJ.	CONF.	ADJ CONF.
Average RPI Loss:	45	RECORD	PCT. RANK	GAMES	SCHEDULE	OF SCHEDULE	RPI	RPI	RPI	RPI
DIV. I ONLY	21- 3	8	10- 0	243	168	68	68	26	26	
DIV. I NON-CONF.	9- 3	61	0- 0	156	24	55	55	27	27	

TOTALS	RPI 1-25	RPI 26-50	W-L RECORDS	RPI 51-100	RPI 101-999	RPI 201+				
21- 3	0- 1	2- 1	OVERALL	0- 1	19- 0	13- 0				
9- 1	0- 0	0- 0	HOME	0- 1	9- 0	6- 0				
10- 1	0- 0	0- 0	AWAY	0- 0	10- 0	7- 0				
2- 1	0- 1	2- 0	NEUTRAL	0- 0	0- 0	0- 0				
9- 3	0- 1	2- 1	NON-CONFERENCE	0- 1	7- 0	4- 0				
3- 1	0- 0	0- 0	HOME	0- 1	3- 0	2- 0				
4- 1	0- 0	0- 1	AWAY	0- 0	4- 0	2- 0				
2- 1	0- 1	2- 0	NEUTRAL	0- 0	0- 0	0- 0				
12- 0	0- 0	0- 0	CONFERENCE	0- 0	12- 0	9- 0				
6- 0	0- 0	0- 0	HOME	0- 0	6- 0	4- 0				
6- 0	0- 0	0- 0	AWAY	0- 0	6- 0	5- 0				
0- 0	0- 0	0- 0	NEUTRAL	0- 0	0- 0	0- 0				

RPI 1-25				RPI 26-50				RPI 51-100 Team's RPI: 68				RPI 101+			
RPI	S	Opponent	Score	RPI	S	Opponent	Score	RPI	S	Opponent	Score	RPI	S	Opponent	Score
12	N	Stanford	53 74	30	A	Oklahoma	73 96	93	H	Wright St.	81 91	123	A	Vanderbilt	111 74
				36	N	FGCU	75 65					132	A	SIUE	72 55
				42	N	Gonzaga	71 63					132	H	SIUE	86 64
												167	H	Samford	83 46
												170	A	Tulsa	90 65
												173	H	Jacksonville St.	71 55
												211	A	Arkansas St.	83 52
												212	A	UT Martin	65 63
												215	A	Morehead St.	83 62
												221	A	Southeast Mo. St.	67 57
												230	H	Austin Peay	78 75
												260	H	Presbyterian	90 48
												262	A	Lipscomb	91 59
												307	H	Murray St.	70 65
												309	A	Eastern Ky.	77 55
												318	H	Fort Wayne	74 42
												328	H	Tennessee Tech	78 59
												346	A	Eastern Ill.	86 58
												346	H	Eastern Ill.	59 37
LAST 12 Division I GAMES:															
215	A	Morehead St.	83 62	346	A	Eastern Ill.	86 58								
309	A	Eastern Ky.	77 55	132	A	SIUE	72 55								
132	H	SIUE	86 64	173	H	Jacksonville St.	71 55								
346	H	Eastern Ill.	59 37	328	H	Tennessee Tech	78 59								
230	H	Austin Peay	78 75	212	A	UT Martin	65 63								
307	H	Murray St.	70 65	221	A	Southeast Mo. St.	67 57								

Non-Div I Games: Trevecca Nazarene 97 39

Belmont

Average RPI Win:	260	WON-LOST	WINNING	LAST 10	STRENGTH OF	OPP. STRENGTH	TEAM	ADJ.	CONF.	ADJ CONF.
Average RPI Loss:	172	RECORD	PCT. RANK	GAMES	SCHEDULE	OF SCHEDULE	RPI	RPI	RPI	RPI
DIV. I ONLY	14- 4	37	9- 1	321	325	145	145	31	31	
DIV. I NON-CONF.	6- 4	122	2- 2	264	297	198	198	31	31	

TOTALS	RPI 1-25	RPI 26-50	W-L RECORDS	RPI 51-100	RPI 101-999	RPI 201+				
14- 4	0- 0	0- 0	OVERALL	0- 1	14- 3	11- 2				
6- 2	0- 0	0- 0	HOME	0- 0	6- 2	5- 1				
6- 2	0- 0	0- 0	AWAY	0- 1	6- 1	5- 1				
2- 0	0- 0	0- 0	NEUTRAL	0- 0	2- 0	1- 0				
6- 4	0- 0	0- 0	NON-CONFERENCE	0- 1	6- 3	4- 2				
3- 2	0- 0	0- 0	HOME	0- 0	3- 2	2- 1				
1- 2	0- 0	0- 0	AWAY	0- 1	1- 1	1- 1				
2- 0	0- 0	0- 0	NEUTRAL	0- 0	2- 0	1- 0				
8- 0	0- 0	0- 0	CONFERENCE	0- 0	8- 0	7- 0				
3- 0	0- 0	0- 0	HOME	0- 0	3- 0	3- 0				
5- 0	0- 0	0- 0	AWAY	0- 0	5- 0	4- 0				
0- 0	0- 0	0- 0	NEUTRAL	0- 0	0- 0	0- 0				

RPI 1-25				RPI 26-50				RPI 51-100				RPI 101+				Team's RPI: 145
RPI	S	Opponent	Score	RPI	S	Opponent	Score	RPI	S	Opponent	Score	RPI	S	Opponent	Score	
								54	A	Miami (FL)	39 85	111	H	Jacksonville	58 68	
												142	N	Texas St.	62 56	
												185	A	Hampton	61 56	
												199	H	Southern U.	68 56	
												209	N	Richmond	63 50	
												223	A	Norfolk St.	58 51	
												236	A	North Florida	63 70	
												259	A	Howard	59 55	
												266	H	Prairie View	77 52	
												280	H	Grand Canyon	69 60	
												285	H	Southeastern La.	58 60	
												291	H	Coppin St.	64 38	
												294	A	FIU	77 59	
												305	A	UMES	55 48	
												326	H	South Carolina St.	68 50	
												327	A	Delaware St.	68 60	
												340	H	Florida A&M	44 42	

LAST 12 Division I GAMES:																
291	H	Coppin St.	64 38	259	A	Howard	59 55	326	H	South Carolina St.	68 50	54	A	Miami (FL)	39 85	
185	A	Hampton	61 56	326	H	South Carolina St.	68 50	142	N	Texas St.	62 56	111	H	Jacksonville	58 68	
223	A	Norfolk St.	58 51	54	A	Miami (FL)	39 85	209	N	Richmond	63 50					
327	A	Delaware St.	68 60	142	N	Texas St.	62 56									
340	H	Florida A&M	44 42													
305	A	UMES	55 48													

Non-Div I Games: Edward Waters 101 60 Palm Beach Atl. 61 48

Bethune-Cookman

Average RPI Win:	242	WON-LOST	WINNING	LAST 10	STRENGTH OF	OPP. STRENGTH	TEAM	ADJ.	CONF.	ADJ CONF.
Average RPI Loss:	139	RECORD	PCT. RANK	GAMES	SCHEDULE	OF SCHEDULE	RPI	RPI	RPI	RPI
DIV. I ONLY	14- 8	96	6- 4	275	244	164	164	20	20	
DIV. I NON-CONF.	8- 4	87	2- 0	318	253	176	176	24	24	

TOTALS	RPI 1-25	RPI 26-50	W-L RECORDS	RPI 51-100	RPI 101-999	RPI 201+				
14- 8	0- 0	0- 0	OVERALL	2- 2	12- 6	9- 1				
5- 4	0- 0	0- 0	HOME	1- 1	4- 3	2- 1				
8- 3	0- 0	0- 0	AWAY	1- 1	7- 2	6- 0				
1- 1	0- 0	0- 0	NEUTRAL	0- 0	1- 1	1- 0				
8- 4	0- 0	0- 0	NON-CONFERENCE	1- 0	7- 4	6- 0				
3- 1	0- 0	0- 0	HOME	1- 0	2- 1	1- 0				
4- 2	0- 0	0- 0	AWAY	0- 0	4- 2	4- 0				
1- 1	0- 0	0- 0	NEUTRAL	0- 0	1- 1	1- 0				
6- 4	0- 0	0- 0	CONFERENCE	1- 2	5- 2	3- 1				
2- 3	0- 0	0- 0	HOME	0- 1	2- 2	1- 1				
4- 1	0- 0	0- 0	AWAY	1- 1	3- 0	2- 0				
0- 0	0- 0	0- 0	NEUTRAL	0- 0	0- 0	0- 0				

RPI 1-25				RPI 26-50				RPI 51-100				RPI 101+ Team's RPI: 164			
RPI	S	Opponent	Score	RPI	S	Opponent	Score	RPI	S	Opponent	Score	RPI	S	Opponent	Score
								66	A	Al bany (NY)	46 63	113	H	Dartmouth	80 64
								81	A	Maine	66 62	116	H	Yale	69 73
								81	H	Maine	38 61	135	A	Bucknell	59 64
								90	H	Penn	77 72	160	A	New Hampshire	54 52
												160	H	New Hampshire	61 63
												165	H	Hartford	64 59
												170	N	Tulsa	55 60
												180	A	Army West Point	61 73
												204	H	Stony Brook	59 67
												272	A	Cornell	66 58
												276	A	Rider	76 54
												283	A	Bryant	55 47
												303	A	Southern Utah	72 66
												305	N	UMES	68 51
												315	A	Vermont	62 48
												331	H	UMBC	81 51
												344	H	NJIT	67 36
												347	A	UMass Lowell	76 46

LAST 12 Division I GAMES:															
				81	H	Maine	38 61	66	A	Al bany (NY)	46 63				
				315	A	Vermont	62 48	165	H	Hartford	64 59				
				160	A	New Hampshire	54 52	160	H	New Hampshire	61 63				
				331	H	UMBC	81 51	81	A	Maine	66 62				
				347	A	UMass Lowell	76 46	113	H	Dartmouth	80 64				
				204	H	Stony Brook	59 67	276	A	Rider	76 54				

Non-Div I Games: SUNY Cortland 90 36

Binghamton

Average RPI Win:	205	WON-LOST	WINNING	LAST 10	STRENGTH OF	OPP. STRENGTH	TEAM	ADJ.	CONF.	ADJ CONF.
Average RPI Loss:	153	RECORD	PCT. RANK	GAMES	SCHEDULE	OF SCHEDULE	RPI	RPI	RPI	RPI
DIV. I ONLY	11- 9	144	6- 4	257	119	191	191	16	16	
DIV. I NON-CONF.	4- 5	202	1- 0	304	160	272	272	14	14	

TOTALS	RPI 1-25	RPI 26-50	W-L RECORDS	RPI 51-100	RPI 101-999	RPI 201+				
11- 9	0- 0	0- 0	OVERALL	1- 5	10- 4	5- 3				
5- 5	0- 0	0- 0	HOME	1- 3	4- 2	1- 1				
6- 2	0- 0	0- 0	AWAY	0- 2	6- 0	4- 0				
0- 2	0- 0	0- 0	NEUTRAL	0- 0	0- 2	0- 2				
4- 5	0- 0	0- 0	NON-CONFERENCE	0- 2	4- 3	1- 3				
2- 3	0- 0	0- 0	HOME	0- 2	2- 1	0- 1				
2- 0	0- 0	0- 0	AWAY	0- 0	2- 0	1- 0				
0- 2	0- 0	0- 0	NEUTRAL	0- 0	0- 2	0- 2				
7- 4	0- 0	0- 0	CONFERENCE	1- 3	6- 1	4- 0				
3- 2	0- 0	0- 0	HOME	1- 1	2- 1	1- 0				
4- 2	0- 0	0- 0	AWAY	0- 2	4- 0	3- 0				
0- 0	0- 0	0- 0	NEUTRAL	0- 0	0- 0	0- 0				

RPI 1-25				RPI 26-50				RPI 51-100				RPI 101+				Team's RPI: 191
RPI	S	Opponent	Score	RPI	S	Opponent	Score	RPI	S	Opponent	Score	RPI	S	Opponent	Score	
								76	H	Wyoming	51 66	110	A	Colorado St.	62 58	
								78	A	New Mexico	83 100	130	H	Saint Francis (PA)	87 59	
								78	H	Saint Mary's (CA)	72 74	146	H	Fresno St.	75 66	
								83	H	Washington St.	53 61	168	H	Washington	85 62	
								99	A	UNLV	54 77	188	H	Nevada	68 72	
								99	H	UNLV	69 60	194	A	Eastern Wash.	61 57	
												213	N	San Diego	52 72	
												238	H	CSU Bakersfield	59 65	
												248	A	San Jose St.	112 80	
												249	A	San Diego St.	86 70	
												287	A	Utah St.	64 42	
												310	H	Air Force	49 46	
												311	A	Portland	73 47	
												322	N	Northern Ariz.	60 62	

LAST 12 Division I GAMES:																
								99	A	UNLV	54 77	146	H	Fresno St.	75 66	
								310	H	Air Force	49 46	76	H	Wyoming	51 66	
								248	A	San Jose St.	112 80	78	A	New Mexico	83 100	
								188	H	Nevada	68 72	99	H	UNLV	69 60	
								287	A	Utah St.	64 42	110	A	Colorado St.	62 58	
								249	A	San Diego St.	86 70	130	H	Saint Francis (PA)	87 59	

Non-Div I Games: Corban 94 50 Northwest Chrst. 83 51

Boi se St.

Average RPI	Win: 148	WON-LOST	WINNING	LAST 10	STRENGTH OF	OPP. STRENGTH	TEAM	ADJ.	CONF.	ADJ CONF.
Average RPI	Loss: 97	RECORD	PCT. RANK	GAMES	SCHEDULE	OF SCHEDULE	RPI	RPI	RPI	RPI
DIV. I ONLY	6- 17	290	1- 9	34	54	196	196	1	1	
DIV. I NON-CONF.	5- 8	220	0- 2	120	176	213	213	1	1	

TOTALS	RPI 1-25	RPI 26-50	W-L RECORDS	RPI 51-100	RPI 101-999	RPI 201+				
6- 17	0- 3	1- 2	OVERALL	2- 5	3- 7	2- 2				
5- 7	0- 0	1- 2	HOME	2- 3	2- 2	1- 1				
1- 10	0- 3	0- 0	AWAY	0- 2	1- 4	1- 1				
0- 0	0- 0	0- 0	NEUTRAL	0- 0	0- 0	0- 0				
5- 8	0- 0	1- 0	NON-CONFERENCE	1- 3	3- 5	2- 2				
4- 3	0- 0	1- 0	HOME	1- 2	2- 1	1- 1				
1- 5	0- 0	0- 0	AWAY	0- 1	1- 4	1- 1				
0- 0	0- 0	0- 0	NEUTRAL	0- 0	0- 0	0- 0				
1- 9	0- 3	0- 2	CONFERENCE	1- 2	0- 2	0- 0				
1- 4	0- 0	0- 2	HOME	1- 1	0- 1	0- 0				
0- 5	0- 3	0- 0	AWAY	0- 1	0- 1	0- 0				
0- 0	0- 0	0- 0	NEUTRAL	0- 0	0- 0	0- 0				
























































RPI 1-25				RPI 26-50				RPI 51-100				RPI 101+ Team's RPI: 196			
RPI	S	Opponent	Score	RPI	S	Opponent	Score	RPI	S	Opponent	Score	RPI	S	Opponent	Score
2	A	Notre Dame	60 89	29	H	Virginia	57 68	53	A	Minnesota	68 78	102	H	Wake Forest	59 67
18	A	NC State	54 72	38	H	Syracuse	57 75	54	H	Miami (FL)	43 65	113	A	Dartmouth	57 68
19	A	Duke	50 75	43	H	Houston	79 74	64	A	Virginia Tech	58 89	149	A	Clemson	61 65
								73	H	Fordham	55 52	160	H	New Hampshire	64 55
								81	H	Maine	40 61	184	A	Providence	55 63
								91	H	North Carolina	77 64	190	A	Columbia	60 68
								95	H	Seton Hall	53 73	203	A	Boston U.	57 61
												240	A	Holy Cross	70 61
												253	H	Fairfield	58 66
												283	H	Bryant	65 42
LAST 12 Division I GAMES:															
18	A	NC State	54 72	2	A	Notre Dame	60 89	29	H	Virginia	57 68	91	H	North Carolina	77 64
102	H	Wake Forest	59 67	64	A	Virginia Tech	58 89	81	H	Maine	40 61	184	A	Providence	55 63
38	H	Syracuse	57 75	54	H	Miami (FL)	43 65								
19	A	Duke	50 75	43	H	Syracuse	57 75								
54	H	Miami (FL)	43 65	61	A	Clemson	61 65								

Non-Div I Games:

Boston College

Average RPI Win: 217	WON-LOST RECORD	WINNING PCT. RANK	LAST 10 GAMES	STRENGTH OF SCHEDULE	OPP. STRENGTH OF SCHEDULE	TEAM RPI	ADJ. RPI	CONF. RPI	ADJ CONF. RPI
Average RPI Loss: 138									
DIV. I ONLY	8- 13	238	2- 8	130	209	203	203	15	15
DIV. I NON-CONF.	5- 5	170	0- 1	131	198	134	134	18	18

TOTALS	RPI 1-25	RPI 26-50	W-L RECORDS	RPI 51-100	RPI 101-999	RPI 201+			
8- 13	0- 0	0- 1	OVERALL	0- 3	8- 9	4- 2			
3- 7	0- 0	0- 1	HOME	0- 1	3- 5	1- 2			
5- 6	0- 0	0- 0	AWAY	0- 2	5- 4	3- 0			
0- 0	0- 0	0- 0	NEUTRAL	0- 0	0- 0	0- 0			
5- 5	0- 0	0- 1	NON-CONFERENCE	0- 1	5- 3	2- 0			
2- 2	0- 0	0- 1	HOME	0- 0	2- 1	0- 0			
3- 3	0- 0	0- 0	AWAY	0- 1	3- 2	2- 0			
0- 0	0- 0	0- 0	NEUTRAL	0- 0	0- 0	0- 0			
3- 8	0- 0	0- 0	CONFERENCE	0- 2	3- 6	2- 2			
1- 5	0- 0	0- 0	HOME	0- 1	1- 4	1- 2			
2- 3	0- 0	0- 0	AWAY	0- 1	2- 2	1- 0			
0- 0	0- 0	0- 0	NEUTRAL	0- 0	0- 0	0- 0			

RPI 1-25	RPI 26-50	RPI 51-100	RPI 101+	Team's RPI: 203
RPI S Opponent Score	RPI S Opponent Score	RPI S Opponent Score	RPI S Opponent Score	
	47  UCF 32  47	67  American 50  66	121  Brown 68  92	
		74  Harvard 70  80	127  Delaware 85 79	
		84  Navy 59  64	133  Northeastern 74 73	
			135  Bucknell I 57  67	
			135  Bucknell I 58  63	
			157  Lehigh 58  74	
			157  Lehigh 56  65	
			160  New Hampshire 57  72	
			169  Marist 52  80	
			180  Army West Point 60 59	
			196  Boston College 61 57	
			227  Loyola Maryland 75 56	
			240  Holy Cross 57  60	
			243  Lafayette 45  47	
			274  Colgate 62 49	
			283  Bryant 78 61	
			315  Vermont 57 41	
LAST 12 Division I GAMES:				
157  Lehigh 56  65	274  Colgate 62 49			
135  Bucknell I 57  67	157  Lehigh 58  74			
243  Lafayette 45  47	227  Loyola Maryland 75 56			
84  Navy 59  64	135  Bucknell I 58  63			
67  American 50  66	180  Army West Point 60 59			
240  Holy Cross 57  60	121  Brown 68  92			

Non-Div I Games:

Boston U.

Average RPI Win:	224	WON-LOST	WINNING	LAST 10	STRENGTH OF	OPP. STRENGTH	TEAM	ADJ.	CONF.	ADJ CONF.
Average RPI Loss:	106	RECORD	PCT. RANK	GAMES	SCHEDULE	OF SCHEDULE	RPI	RPI	RPI	RPI
DIV. I ONLY	9- 12	217	2- 8	120	147	182	182	7	7	
DIV. I NON-CONF.	7- 3	74	0- 1	228	323	118	118	8	8	
<hr/>										
TOTALS	RPI 1-25	RPI 26-50	W-L RECORDS	RPI 51-100	RPI 101-999	RPI 201+				
9- 12	0- 0	0- 4	OVERALL	0- 3	9- 5	6- 2				
4- 6	0- 0	0- 1	HOME	0- 3	4- 2	3- 2				
3- 6	0- 0	0- 3	AWAY	0- 0	3- 3	2- 0				
2- 0	0- 0	0- 0	NEUTRAL	0- 0	2- 0	1- 0				
7- 3	0- 0	0- 1	NON-CONFERENCE	0- 0	7- 2	5- 1				
3- 1	0- 0	0- 0	HOME	0- 0	3- 1	3- 1				
2- 2	0- 0	0- 1	AWAY	0- 0	2- 1	1- 0				
2- 0	0- 0	0- 0	NEUTRAL	0- 0	2- 0	1- 0				
2- 9	0- 0	0- 3	CONFERENCE	0- 3	2- 3	1- 1				
1- 5	0- 0	0- 1	HOME	0- 3	1- 1	0- 1				
1- 4	0- 0	0- 2	AWAY	0- 0	1- 2	1- 0				
0- 0	0- 0	0- 0	NEUTRAL	0- 0	0- 0	0- 0				

RPI S Opponent	Score	RPI S Opponent	Score	RPI S Opponent	Score	RPI S Opponent	Score	Team's RPI: 182
28 A Central Mi ch.	54 90	61 H Toledo	67 77	109 A Western Mi ch.	58 67			
40 A Ball St.	41 82	77 H Ohio	63 70	137 A Kent St.	57 81			
40 H Ball St.	73 84	94 H Mi ami (OH)	62 66	137 H Kent St.	60 50			
41 A South Dakota St.	44 76			143 A Cincinnati	51 75			
				147 A Robert Morris	64 62			
				179 N Fla. Atlantic	66 55			
				207 H Xavier	63 53			
				208 H Eastern Mi ch.	52 54			
				216 A Akron	66 64			
				223 N Norfolk St.	59 50			
				288 H Valparaiso	90 77			
				290 H Canisius	57 71			
				308 A Detroit Mercy	85 81			
				309 H Eastern Ky.	77 60			
<hr/>								
LAST 12 Division I GAMES:								
94 H Mi ami (OH)	62 66	216 A Akron	66 64					
137 A Kent St.	57 81	28 A Central Mi ch.	54 90					
61 H Toledo	67 77	40 H Ball St.	73 84					
40 A Ball St.	41 82	208 H Eastern Mi ch.	52 54					
77 H Ohio	63 70	109 A Western Mi ch.	58 67					
137 H Kent St.	60 50	143 A Cincinnati	51 75					

Non-Div I Games: Ferris St. 82 73

Bowling Green

Average RPI Win:	274	WON-LOST	WINNING	LAST 10	STRENGTH OF	OPP. STRENGTH	TEAM	ADJ.	CONF.	ADJ CONF.
Average RPI Loss:	158	RECORD	PCT. RANK	GAMES	SCHEDULE	OF SCHEDULE	RPI	RPI	RPI	RPI
DIV. I ONLY	10- 11	193	4- 6	304	265	245	245	24	24	
DIV. I NON-CONF.	5- 5	170	1- 0	248	254	201	201	22	22	

TOTALS	RPI 1-25	RPI 26-50	W-L RECORDS	RPI 51-100	RPI 101-999	RPI 201+				
10- 11	0- 1	0- 0	OVERALL	0- 1	10- 9	9- 3				
4- 6	0- 0	0- 0	HOME	0- 1	4- 5	3- 1				
5- 5	0- 1	0- 0	AWAY	0- 0	5- 4	5- 2				
1- 0	0- 0	0- 0	NEUTRAL	0- 0	1- 0	1- 0				
5- 5	0- 1	0- 0	NON-CONFERENCE	0- 0	5- 4	4- 1				
3- 1	0- 0	0- 0	HOME	0- 0	3- 1	2- 0				
1- 4	0- 1	0- 0	AWAY	0- 0	1- 3	1- 1				
1- 0	0- 0	0- 0	NEUTRAL	0- 0	1- 0	1- 0				
5- 6	0- 0	0- 0	CONFERENCE	0- 1	5- 5	5- 2				
1- 5	0- 0	0- 0	HOME	0- 1	1- 4	1- 1				
4- 1	0- 0	0- 0	AWAY	0- 0	4- 1	4- 1				
0- 0	0- 0	0- 0	NEUTRAL	0- 0	0- 0	0- 0				

RPI 1-25				RPI 26-50				RPI 51-100				RPI 101+ Team's RPI: 245			
RPI	S	Opponent	Score	RPI	S	Opponent	Score	RPI	S	Opponent	Score	RPI	S	Opponent	Score
13	A	Green Bay	40 72					86	H	Drake	75 84	104	H	Western Ill.	87 80
												117	H	Missouri St.	65 71
												124	H	Cleveland St.	65 67
												134	A	Northern Ill.	52 76
												140	H	Southern Ill.	62 63
												153	H	UNI	40 51
												200	A	Illinois	62 74
												221	A	Southeast Mo. St.	53 57
												233	H	Omaha	69 56
												255	A	Indiana St.	50 65
												256	N	Nicholls St.	75 65
												267	A	Illinois St.	62 42
												288	A	Valparaiso	88 69
												288	H	Valparaiso	69 58
												292	A	Loyola Chicago	59 57
												292	H	Loyola Chicago	61 71
												314	H	Ill. -Chicago	58 48
												346	A	Eastern Ill.	67 52
												348	A	Evansville	117 59

LAST 12 Division I GAMES:															
292	H	Loyola Chicago	61 71	117	H	Missouri St.	65 71								
288	H	Valparaiso	69 58	140	H	Southern Ill.	62 63								
86	H	Drake	75 84	288	A	Valparaiso	88 69								
153	H	UNI	40 51	292	A	Loyola Chicago	59 57								
348	A	Evansville	117 59	267	A	Illinois St.	62 42								
255	A	Indiana St.	50 65	104	H	Western Ill.	87 80								

Non-Div I Games: Lincoln (MO) 88 44

Bradley

Average RPI Win:	230	WON-LOST	WINNING	LAST 10	STRENGTH OF	OPP. STRENGTH	TEAM	ADJ.	CONF.	ADJ CONF.
Average RPI Loss:	80	RECORD	PCT. RANK	GAMES	SCHEDULE	OF SCHEDULE	RPI	RPI	RPI	RPI
DIV. I ONLY	12- 6	79	4- 5	224	130	121	121	9	9	
DIV. I NON-CONF.	11- 1	13	5- 0	330	181	103	103	9	9	

TOTALS	RPI 1-25	RPI 26-50	W-L RECORDS	RPI 51-100	RPI 101-999	RPI 201+				
12- 6	0- 0	0- 2	OVERALL	0- 2	12- 2	8- 0				
5- 3	0- 0	0- 2	HOME	0- 1	5- 0	4- 0				
5- 3	0- 0	0- 0	AWAY	0- 1	5- 2	3- 0				
2- 0	0- 0	0- 0	NEUTRAL	0- 0	2- 0	1- 0				
11- 1	0- 0	0- 1	NON-CONFERENCE	0- 0	11- 0	8- 0				
4- 1	0- 0	0- 1	HOME	0- 0	4- 0	4- 0				
5- 0	0- 0	0- 0	AWAY	0- 0	5- 0	3- 0				
2- 0	0- 0	0- 0	NEUTRAL	0- 0	2- 0	1- 0				
1- 5	0- 0	0- 1	CONFERENCE	0- 2	1- 2	0- 0				
1- 2	0- 0	0- 1	HOME	0- 1	1- 0	0- 0				
0- 3	0- 0	0- 0	AWAY	0- 1	0- 2	0- 0				
0- 0	0- 0	0- 0	NEUTRAL	0- 0	0- 0	0- 0				

Brown

Brown

RPI 1-25				RPI 26-50				RPI 51-100				RPI 101+				Team's RPI: 121																			
RPI	S	Opponent	Score	RPI	S	Opponent	Score	RPI	S	Opponent	Score	RPI	S	Opponent	Score																				
				37	H	Cal i forn i a	79 89	74	A	Harvard	85 87	113	A	Dartmouth	73 78																				
				48	H	Pr i nceton	62 77	90	H	Penn	55 88	116	A	Yale	63 77																				
LAST 12 Division I GAMES:																																			
				48	H	Pr i nceton	62 77	259	A	Howard	85 81																								
				90	H	Penn	55 88	203	H	Boston U.	92 68																								
				74	A	Harvard	85 87	274	A	Col gate	83 73																								
				113	A	Dartmouth	73 78	281	H	Sacred Heart	102 77																								
				116	H	Yale	81 71	283	N	Bryant	72 60																								
				116	A	Yale	63 77	184	A	Provi dence	64 59																								

Average RPI Win: 287
Average RPI Loss: 178

WON-LOST
RECORD

WINNING
PCT. RANK

LAST 10
GAMES

STRENGTH OF
SCHEDULE

OPP. STRENGTH
OF SCHEDULE

TEAM
RPI

ADJ.
RPI

CONF.
RPI

ADJ CONF.
RPI

DIV. I ONLY	6- 15	282	5- 5	219	321	283	283	29	29
DIV. I NON-CONF.	1- 10	327	0- 2	184	237	312	312	29	29
<hr/>									
TOTALS	RPI 1-25	RPI 26-50	W-L RECORDS	RPI 51-100	RPI 101-999	RPI 201+			
6- 15	0- 0	0- 0	OVERALL	0- 2	6- 13	6- 5			
3- 7	0- 0	0- 0	HOME	0- 0	3- 7	3- 4			
2- 7	0- 0	0- 0	AWAY	0- 2	2- 5	2- 1			
1- 1	0- 0	0- 0	NEUTRAL	0- 0	1- 1	1- 0			
1- 10	0- 0	0- 0	NON-CONFERENCE	0- 2	1- 8	1- 2			
0- 4	0- 0	0- 0	HOME	0- 0	0- 4	0- 1			
0- 5	0- 0	0- 0	AWAY	0- 2	0- 3	0- 1			
1- 1	0- 0	0- 0	NEUTRAL	0- 0	1- 1	1- 0			
5- 5	0- 0	0- 0	CONFERENCE	0- 0	5- 5	5- 3			
3- 3	0- 0	0- 0	HOME	0- 0	3- 3	3- 3			
2- 2	0- 0	0- 0	AWAY	0- 0	2- 2	2- 0			
0- 0	0- 0	0- 0	NEUTRAL	0- 0	0- 0	0- 0			

RPI 1-25				RPI 26-50				RPI 51-100				RPI 101+ Team's RPI: 283			
RPI	S	Opponent	Score	RPI	S	Opponent	Score	RPI	S	Opponent	Score	RPI	S	Opponent	Score
								81	A	Maine	68 70	121	A	Brown	62 85
								82	A	James Madison	36 67	121	N	Brown	60 72
												130	A	Saint Francis (PA)	69 87
												147	A	Robert Morris	49 72
												160	H	New Hampshire	65 74
												164	H	Binghamton	47 55
												165	H	Hartford	47 59
												196	A	Boston College	42 65
												203	H	Boston U.	61 78
												240	A	Holy Cross	57 59
												258	A	Fairleigh Dickinson	65 48
												258	H	Fairleigh Dickinson	69 77
												264	H	LIU Brooklyn	75 56
												275	H	Mt. St. Mary's	63 68
												281	A	Sacred Heart	81 73
												286	H	St. Francis Brooklyn	73 63
												299	H	Central Conn. St.	66 50
												325	H	Wagner	66 75
												332	N	Rhode Island	58 52
<hr/>															
LAST 12 Division I GAMES:															
258	H	Fairleigh Dickinson	69 77	258	A	Fairleigh Dickinson	65 48	299	H	Central Conn. St.	66 50				
130	A	Saint Francis (PA)	69 87	275	H	Mt. St. Mary's	63 68	325	H	Wagner	66 75				
147	A	Robert Morris	49 72	82	A	James Madison	36 67	82	A	James Madison	36 67				
286	H	St. Francis Brooklyn	73 63	165	H	Hartford	47 59								
264	H	LIU Brooklyn	75 56												
281	A	Sacred Heart	81 73												

Non-Div I Games:

Bryant

Loss, Non-Conf, S Site, H Home A Away N Neutral

Bucknell

B
u
c
k
n
e
l
l

Bucknel I

Average RPI Win:	140	WON-LOST	WINNING	LAST 10	STRENGTH OF	OPP. STRENGTH	TEAM	ADJ.	CONF.	ADJ CONF.
Average RPI Loss:	106	RECORD	PCT. RANK	GAMES	SCHEDULE	OF SCHEDULE	RPI	RPI	RPI	RPI
DIV. I ONLY	17- 4	27	8- 2	76	72	21	21	7	7	
DIV. I NON-CONF.	9- 2	34	1- 1	191	66	42	42	8	8	

TOTALS	RPI 1-25	RPI 26-50	W-L RECORDS	RPI 51-100	RPI 101-999	RPI 201+				
17- 4	0- 0	1- 2	OVERALL	7- 0	9- 2	5- 1				
7- 0	0- 0	0- 0	HOME	2- 0	5- 0	3- 0				
7- 4	0- 0	1- 2	AWAY	3- 0	3- 2	2- 1				
3- 0	0- 0	0- 0	NEUTRAL	2- 0	1- 0	0- 0				
9- 2	0- 0	0- 1	NON-CONFERENCE	3- 0	6- 1	3- 1				
3- 0	0- 0	0- 0	HOME	0- 0	3- 0	2- 0				
3- 2	0- 0	0- 1	AWAY	1- 0	2- 1	1- 1				
3- 0	0- 0	0- 0	NEUTRAL	2- 0	1- 0	0- 0				
8- 2	0- 0	1- 1	CONFERENCE	4- 0	3- 1	2- 0				
4- 0	0- 0	0- 0	HOME	2- 0	2- 0	1- 0				
4- 2	0- 0	1- 1	AWAY	2- 0	1- 1	1- 0				
0- 0	0- 0	0- 0	NEUTRAL	0- 0	0- 0	0- 0				

RPI 1-25				Team's RPI: 21			
RPI	S	Opponent	Score				
28	A	Central Mi ch.	79 86				
33	A	Arizona St.	57 76				
40	A	Ball St.	84 80				

RPI 26-50			
RPI	S	Opponent	Score
28	A	Central Mi ch.	79 86
33	A	Arizona St.	57 76
40	A	Ball St.	84 80

RPI 51-100			
RPI	S	Opponent	Score
57	N	Nebraska	82 72
60	A	St. John' s (NY)	73 72
61	A	Toledo	84 73
61	H	Toledo	87 69
77	A	Ohio	67 63
94	H	Miami (OH)	72 67
99	N	UNLV	80 53

RPI 101+			
RPI	S	Opponent	Score
109	H	Western Mi ch.	71 49
127	H	Del aware	87 73
134	A	Northern Ill.	84 86
149	N	Clemson	61 41
190	A	Col umbi a	65 63
208	H	Eastern Mi ch.	97 92
216	A	Akron	89 66
229	A	Niagara	62 75
239	A	St. Bonaventure	76 59
290	H	Canisius	73 47
305	H	UMES	76 41

LAST 12 Division I GAMES:			
61	A	Toledo	84 73
28	A	Central Mi ch.	79 86
208	H	Eastern Mi ch.	97 92
61	H	Toledo	87 69
77	A	Ohio	67 63
40	A	Ball St.	84 80
94	H	Miami (OH)	72 67
134	A	Northern Ill.	84 86
109	H	Western Mi ch.	71 49
216	A	Akron	89 66
60	A	St. John' s (NY)	73 72
229	A	Niagara	62 75

Non-Div I Games:

Buffalo

Average RPI Win:	179	WON-LOST	WINNING	LAST 10	STRENGTH OF	OPP. STRENGTH	TEAM	ADJ.	CONF.	ADJ CONF.
Average RPI Loss:	67	RECORD	PCT. RANK	GAMES	SCHEDULE	OF SCHEDULE	RPI	RPI	RPI	RPI
DIV. I ONLY	13- 12	171	3- 7	57	80	96	96	6	6	
DIV. I NON-CONF.	8- 4	87	0- 0	99	229	70	70	6	6	

TOTALS	RPI 1-25	RPI 26-50	W-L RECORDS	RPI 51-100	RPI 101-999	RPI 201+				
13- 12	0- 1	2- 5	OVERALL	2- 4	9- 2	6- 1				
7- 4	0- 0	1- 1	HOME	1- 1	5- 2	3- 1				
5- 6	0- 1	1- 3	AWAY	0- 2	4- 0	3- 0				
1- 2	0- 0	0- 1	NEUTRAL	1- 1	0- 0	0- 0				
8- 4	0- 0	0- 3	NON-CONFERENCE	1- 1	7- 0	6- 0				
4- 0	0- 0	0- 0	HOME	0- 0	4- 0	3- 0				
3- 2	0- 0	0- 2	AWAY	0- 0	3- 0	3- 0				
1- 2	0- 0	0- 1	NEUTRAL	1- 1	0- 0	0- 0				
5- 8	0- 1	2- 2	CONFERENCE	1- 3	2- 2	0- 1				
3- 4	0- 0	1- 1	HOME	1- 1	1- 2	0- 1				
2- 4	0- 1	1- 1	AWAY	0- 2	1- 0	0- 0				
0- 0	0- 0	0- 0	NEUTRAL	0- 0	0- 0	0- 0				

RPI	S	Opponent	Score	RPI	S	Opponent	Score	RPI	S	Opponent	Score	RPI	S	Opponent	Score
24	A	DePaul	65 87	26	A	Villanova	76 53	56	N	Drexel	62 76	126	A	Georgetown	66 57
				26	H	Villanova	67 69	60	A	St. John's (NY)	38 76	126	H	Georgetown	52 63
				27	A	South Fla.	55 71	60	H	St. John's (NY)	55 73	184	H	Providence	68 57
				31	A	Marquette	67 69	64	N	Virginia Tech	79 77	186	H	Wisconsin	69 62
				39	H	Creighton	59 53	95	A	Seton Hall	64 75	207	H	Xavier	62 69
				40	A	Ball St.	75 87	95	H	Seton Hall	66 48	230	H	Austin Peay	75 54
				46	N	West Virginia	68 75					255	A	Indiana St.	60 51
												262	H	Lipscomb	70 58
												267	A	Illinois St.	56 45
												292	H	Loyola Chicago	64 52
												307	A	Murray St.	88 59

LAST 12 Division I GAMES:															
95	A	Seton Hall	64 75	24	A	DePaul	65 87	31	A	Marquette	67 69	60	H	St. John's (NY)	55 73
60	A	St. John's (NY)	38 76	60	H	St. John's (NY)	55 73	95	H	Seton Hall	66 48	126	A	Georgetown	66 57
26	H	Villanova	67 69	95	H	Seton Hall	66 48	126	A	Georgetown	66 57	26	A	Villanova	76 53
126	H	Georgetown	52 63	126	A	Georgetown	66 57								
184	H	Providence	68 57	26	A	Villanova	76 53								
39	H	Creighton	59 53												

Non-Div I Games:

Butler

Average RPI Win:	280	WON-LOST	WINNING	LAST 10	STRENGTH OF	OPP. STRENGTH	TEAM	ADJ.	CONF.	ADJ CONF.
Average RPI Loss:	174	RECORD	PCT. RANK	GAMES	SCHEDULE	OF SCHEDULE	RPI	RPI	RPI	RPI
DIV. I ONLY	10- 10	172	6- 4	335	219	238	238	30	30	
DIV. I NON-CONF.	4- 8	239	2- 2	261	158	237	237	30	30	

TOTALS	RPI 1-25	RPI 26-50	W-L RECORDS	RPI 51-100	RPI 101-999	RPI 201+				
10- 10	0- 1	0- 0	OVERALL	0- 1	10- 8	9- 5				
5- 2	0- 0	0- 0	HOME	0- 0	5- 2	5- 1				
5- 8	0- 1	0- 0	AWAY	0- 1	5- 6	4- 4				
0- 0	0- 0	0- 0	NEUTRAL	0- 0	0- 0	0- 0				
4- 8	0- 1	0- 0	NON-CONFERENCE	0- 1	4- 6	3- 3				
2- 1	0- 0	0- 0	HOME	0- 0	2- 1	2- 0				
2- 7	0- 1	0- 0	AWAY	0- 1	2- 5	1- 3				
0- 0	0- 0	0- 0	NEUTRAL	0- 0	0- 0	0- 0				
6- 2	0- 0	0- 0	CONFERENCE	0- 0	6- 2	6- 2				
3- 1	0- 0	0- 0	HOME	0- 0	3- 1	3- 1				
3- 1	0- 0	0- 0	AWAY	0- 0	3- 1	3- 1				
0- 0	0- 0	0- 0	NEUTRAL	0- 0	0- 0	0- 0				

RPI 1-25				RPI 26-50				RPI 51-100				RPI 101+ Team's RPI: 238			
RPI	S	Opponent	Score	RPI	S	Opponent	Score	RPI	S	Opponent	Score	RPI	S	Opponent	Score
12	A	Stanford	34 57					71	A	South Dakota	50 66	122	A	UTEP	56 67
												161	A	Cal Poly	57 59
												175	H	UC Irvine	59 72
												191	A	Boise St.	65 59
												206	H	Seattle U	75 68
												214	A	SMU	29 41
												233	H	Omaha	52 43
												234	A	New Mexico St.	48 56
												242	A	UC Riverside	65 68
												248	A	San Jose St.	57 67
												257	A	UMKC	76 62
												257	H	UMKC	58 60
												298	H	Cal St. Fullerton	55 43
												303	A	Southern Utah	46 45
												306	H	Utah Valley	63 58
												319	A	UTRGV	67 64
												345	A	Chicago St.	63 36
												345	H	Chicago St.	63 49

LAST 12 Division I GAMES:															
257	A	UMKC	76 62	319	A	UTRGV	67 64								
345	A	Chicago St.	63 36	306	H	Utah Valley	63 58								
206	H	Seattle U	75 68	175	H	UC Irvine	59 72								
345	H	Chicago St.	63 49	161	A	Cal Poly	57 59								
257	H	UMKC	58 60	191	A	Boise St.	65 59								
234	A	New Mexico St.	48 56	233	H	Omaha	52 43								

Non-Div I Games: Fresno Pacific 74 63 Whittier 72 35

Average RPI Win: 227	WON-LOST RECORD	WINNING PCT. RANK	LAST 10 GAMES	STRENGTH OF SCHEDULE	OPP. STRENGTH OF SCHEDULE	TEAM RPI	ADJ. RPI	CONF. RPI	ADJ CONF. RPI
Average RPI Loss: 167									
DIV. I ONLY	12- 10	148	7- 3	205	236	183	183	21	21
DIV. I NON-CONF.	6- 7	184	1- 1	197	267	221	221	20	20

TOTALS	RPI 1-25	RPI 26-50	W-L RECORDS	RPI 51-100	RPI 101-999	RPI 201+			
12- 10	0- 1	0- 0	OVERALL	1- 0	11- 9	8- 3			
7- 4	0- 0	0- 0	HOME	1- 0	6- 4	5- 1			
5- 5	0- 1	0- 0	AWAY	0- 0	5- 4	3- 2			
0- 1	0- 0	0- 0	NEUTRAL	0- 0	0- 1	0- 0			
6- 7	0- 1	0- 0	NON-CONFERENCE	0- 0	6- 6	4- 3			
4- 3	0- 0	0- 0	HOME	0- 0	4- 3	3- 1			
2- 3	0- 1	0- 0	AWAY	0- 0	2- 2	1- 2			
0- 1	0- 0	0- 0	NEUTRAL	0- 0	0- 1	0- 0			
6- 3	0- 0	0- 0	CONFERENCE	1- 0	5- 3	4- 0			
3- 1	0- 0	0- 0	HOME	1- 0	2- 1	2- 0			
3- 2	0- 0	0- 0	AWAY	0- 0	3- 2	2- 0			
0- 0	0- 0	0- 0	NEUTRAL	0- 0	0- 0	0- 0			

RPI 1-25				RPI 26-50				RPI 51-100				RPI 101+ Team's RPI: 183			
RPI	S	Opponent	Score	RPI	S	Opponent	Score	RPI	S	Opponent	Score	RPI	S	Opponent	Score
7	A	Oregon	43 91					70	H	UC Davis	75 71	114	N	Milwaukee	50 58
												139	H	Weber St.	61 64
												146	H	Fresno St.	85 72
												159	A	Loyola Marymount	75 68
												161	A	Cal Poly	71 84
												162	H	Idaho	75 80
												175	A	UC Irvine	47 56
												201	A	UC Santa Barbara	48 30
												201	H	UC Santa Barbara	73 74
												206	H	Seattle U	67 62
												224	A	New Orleans	73 76
												233	H	Omaha	60 68
												242	H	UC Riverside	60 55
												248	A	San Jose St.	76 59
												249	A	San Diego St.	55 58
												252	A	Hawaii	70 58
												282	H	Arizona	66 63
												298	A	Cal St. Fullerton	70 68
												298	H	Cal St. Fullerton	65 41
												322	H	Northern Ari z.	78 69

LAST 12 Division I GAMES:															
				70	H	UC Davis	75 71	161	A	Cal Poly	71 84				
				201	A	UC Santa Barbara	48 30	201	H	UC Santa Barbara	73 74				
				175	A	UC Irvine	47 56	298	A	Cal St. Fullerton	70 68				
				252	A	Hawaii	70 58	206	H	Seattle U	67 62				
				242	H	UC Riverside	60 55	233	H	Omaha	60 68				
				298	H	Cal St. Fullerton	65 41	322	H	Northern Ari z.	78 69				

Non-Div I Games: Biola 68 51

CSUN

Loss,
Non-Conf,
Site,
Home
Away
Neutral

C
a
l
P
o
l
y

Cal Poly		Through Games Of Feb. 4, 2018									
Average RPI	Win:	250	WON-LOST	WINNING	LAST 10	STRENGTH OF	OPP. STRENGTH	TEAM	ADJ.	CONF.	ADJ CONF.
Average RPI	Loss:	152	RECORD	PCT. RANK	GAMES	SCHEDULE	OF SCHEDULE	RPI	RPI	RPI	RPI
DIV. I ONLY		12- 8		119	8- 2	263	255	161	161	21	21
DIV. I NON-CONF.		5- 6		187	2- 1	214	315	200	200	20	20

TOTALS	RPI 1-25		RPI 26-50		W-L RECORDS	RPI 51-100		RPI 101-999		RPI 201+	
12- 8	0- 0		0- 0		OVERALL	0- 3		12- 5		9- 1	
7- 2	0- 0		0- 0		HOME	0- 1		7- 1		4- 0	
5- 6	0- 0		0- 0		AWAY	0- 2		5- 4		5- 1	
0- 0	0- 0		0- 0		NEUTRAL	0- 0		0- 0		0- 0	
5- 6	0- 0		0- 0		NON-CONFERENCE	0- 2		5- 4		4- 1	
3- 1	0- 0		0- 0		HOME	0- 0		3- 1		2- 0	
2- 5	0- 0		0- 0		AWAY	0- 2		2- 3		2- 1	
0- 0	0- 0		0- 0		NEUTRAL	0- 0		0- 0		0- 0	
7- 2	0- 0		0- 0		CONFERENCE	0- 1		7- 1		5- 0	
4- 1	0- 0		0- 0		HOME	0- 1		4- 0		2- 0	
3- 1	0- 0		0- 0		AWAY	0- 0		3- 1		3- 0	
0- 0	0- 0		0- 0		NEUTRAL	0- 0		0- 0		0- 0	

RPI 1-25				RPI 26-50				RPI 51-100				RPI 101+ Team's RPI: 161			
RPI	S	Opponent	Score	RPI	S	Opponent	Score	RPI	S	Opponent	Score	RPI	S	Opponent	Score
								53	A	Minnesota	68 112	147	H	Robert Morris	50 66
								70	H	UC Davis	76 80	166	A	San Francisco	71 83
								78	A	Saint Mary's (CA)	64 82	166	H	San Francisco	88 83
												175	H	UC Irvine	79 76
												183	H	CSUN	84 71
												194	A	Eastern Wash.	72 75
												201	A	UC Santa Barbara	68 73
												238	H	CSU Bakersfield	59 57
												242	A	UC Riverside	87 82
												242	H	UC Riverside	91 73
												252	H	Hawaii	52 50
												268	A	North Dakota St.	73 69
												280	H	Grand Canyon	75 69
												298	A	Cal St. Fullerton	72 63
												306	A	Utah Valley	70 89
												322	A	Northern Ariz.	89 73
												335	A	Long Beach St.	75 64

LAST 12 Division I GAMES:															
				242	H	UC Riverside	91 73	183	H	CSUN	84 71				
				252	H	Hawaii	52 50	201	A	UC Santa Barbara	68 73				
				298	A	Cal St. Fullerton	72 63	242	A	UC Riverside	87 82				
				335	A	Long Beach St.	75 64	238	H	CSU Bakersfield	59 57				
				70	H	UC Davis	76 80	306	A	Utah Valley	70 89				
				175	H	UC Irvine	79 76	268	A	North Dakota St.	73 69				

Non-Div I Games: Cal St. Monterey Bay77 44

Cal Poly

C
a
l
P
o
l
y

Average RPI Win: 297		WON-LOST RECORD		WINNING PCT. RANK		LAST 10 GAMES		STRENGTH OF SCHEDULE		OPP. STRENGTH OF SCHEDULE		TEAM RPI		ADJ. RPI		CONF. RPI		ADJ. CONF. RPI	
Average RPI Loss: 183																			
DIV. I ONLY		6- 14		278		3- 7		290		294		298		298		21		21	
DIV. I NON-CONF.		4- 8		239		2- 1		307		324		285		285		20		20	
TOTALS		RPI 1-25		RPI 26-50		W-L RECORDS		RPI 51-100		RPI 101-999		RPI 201+							
6- 14		0- 0		0- 0		OVERALL		0- 1		6- 13		6- 5							
4- 5		0- 0		0- 0		HOME		0- 0		4- 5		4- 0							
2- 8		0- 0		0- 0		AWAY		0- 1		2- 7		2- 4							
0- 1		0- 0		0- 0		NEUTRAL		0- 0		0- 1		0- 1							
4- 8		0- 0		0- 0		NON-CONFERENCE		0- 0		4- 8		4- 4							
2- 2		0- 0		0- 0		HOME		0- 0		2- 2		2- 0							
2- 5		0- 0		0- 0		AWAY		0- 0		2- 5		2- 3							
0- 1		0- 0		0- 0		NEUTRAL		0- 0		0- 1		0- 1							
2- 6		0- 0		0- 0		CONFERENCE		0- 1		2- 5		2- 1							
2- 3		0- 0		0- 0		HOME		0- 0		2- 3		2- 0							
0- 3		0- 0		0- 0		AWAY		0- 1		0- 2		0- 1							
0- 0		0- 0		0- 0		NEUTRAL		0- 0		0- 0		0- 0							

RPI 1-25				RPI 26-50				RPI 51-100				RPI 101+				Team's RPI: 298	
RPI	S	Opponent	Score	RPI	S	Opponent	Score	RPI	S	Opponent	Score	RPI	S	Opponent	Score		
								70	A	UC Davis	53 67	122	H	UTEP	91 92		
												151	A	Paci fic	65 81		
												161	H	Cal Poly	63 72		
												162	A	Idaho	60 80		
												175	H	UC Irvine	60 76		
												183	A	CSUN	41 65		
												183	H	CSUN	68 70		
												195	H	Denver	58 83		
												205	N	Oral Roberts	50 60		
												226	A	Montana	47 68		
												238	A	CSU Bakersfi eld	43 55		
												242	A	UC Ri versi de	50 63		
												249	A	San Diego St.	58 59		
												252	H	Hawai i	69 57		
												273	A	Santa Clara	73 69		
												304	H	UTSA	55 46		
												306	A	Utah Valley	73 36		
												311	H	Portland	66 61		
												335	H	Long Beach St.	67 61		
LAST 12 Division I GAMES:																	
				175	H	UC Irvine	60 76	183	H	CSUN	68 70						
				161	H	Cal Poly	63 72	252	H	Hawai i	69 57						
				70	A	UC Davis	53 67	122	H	UTEP	91 92						
				183	A	CSUN	41 65	306	A	Utah Valley	73 36						
				242	A	UC Ri versi de	50 63	304	H	UTSA	55 46						
				335	H	Long Beach St.	67 61	162	A	Idaho	60 80						

Cal St. Fullerton

Average RPI Win:	282	WON-LOST	WINNING	LAST 10	STRENGTH OF	OPP. STRENGTH	TEAM	ADJ.	CONF.	ADJ CONF.
Average RPI Loss:	179	RECORD	PCT. RANK	GAMES	SCHEDULE	OF SCHEDULE	RPI	RPI	RPI	RPI
DIV. I ONLY	10- 9	155	5- 5	315	315	241	241	28	28	
DIV. I NON-CONF.	5- 4	146	1- 1	326	280	234	234	28	28	

TOTALS	RPI 1-25	RPI 26-50	W-L RECORDS	RPI 51-100	RPI 101-999	RPI 201+				
10- 9	0- 0	0- 0	OVERALL	0- 1	10- 8	9- 4				
4- 5	0- 0	0- 0	HOME	0- 1	4- 4	4- 2				
6- 4	0- 0	0- 0	AWAY	0- 0	6- 2	5- 2				
0- 0	0- 0	0- 0	NEUTRAL	0- 0	0- 0	0- 0				
5- 4	0- 0	0- 0	NON-CONFERENCE	0- 1	5- 3	5- 2				
2- 2	0- 0	0- 0	HOME	0- 1	2- 1	2- 1				
3- 2	0- 0	0- 0	AWAY	0- 0	3- 2	3- 1				
0- 0	0- 0	0- 0	NEUTRAL	0- 0	0- 0	0- 0				
5- 5	0- 0	0- 0	CONFERENCE	0- 0	5- 5	4- 2				
2- 3	0- 0	0- 0	HOME	0- 0	2- 3	2- 1				
3- 2	0- 0	0- 0	AWAY	0- 0	3- 2	2- 1				
0- 0	0- 0	0- 0	NEUTRAL	0- 0	0- 0	0- 0				

RPI 1-25				RPI 26-50				RPI 51-100				RPI 101+				Team's RPI: 241
RPI	S	Opponent	Score	RPI	S	Opponent	Score	RPI	S	Opponent	Score	RPI	S	Opponent	Score	
								58	H	Mercer	57 58	108	A	Liberty	42 60	
												136	A	Kansas	48 66	
												148	A	High Point	51 44	
												148	H	High Point	53 62	
												172	H	Radford	50 51	
												217	A	Gardner-Webb	73 44	
												223	H	Norfolk St.	27 53	
												231	A	UNCG	72 61	
												244	H	UNC Asheville	52 60	
												259	A	Howard	61 63	
												260	A	Presbyterian	59 65	
												261	A	Col. of Charleston	53 45	
												297	H	USC Upstate	69 49	
												316	H	Charleston So.	58 49	
												324	H	Western Caro.	58 51	
												333	A	N. C. Central	58 51	
												339	A	Winthrop	72 48	
												349	H	Longwood	58 48	

LAST 12 Division I GAMES:																
				148	A	High Point	51 44	260	A	Presbyterian	59 65					
				172	H	Radford	50 51	316	H	Charleston So.	58 49					
				349	H	Longwood	58 48	339	A	Winthrop	72 48					
				217	A	Gardner-Webb	73 44	244	H	UNC Asheville	52 60					
				108	A	Liberty	42 60	259	A	Howard	61 63					
				148	H	High Point	53 62	333	A	N. C. Central	58 51					

Non-Div I Games: Columbia Int'l 78 39 William Peace 94 42

Campbell

Average RPI Win:	260	WON-LOST	WINNING	LAST 10	STRENGTH OF	OPP. STRENGTH	TEAM	ADJ.	CONF.	ADJ CONF.
Average RPI Loss:	195	RECORD	PCT. RANK	GAMES	SCHEDULE	OF SCHEDULE	RPI	RPI	RPI	RPI
DIV. I ONLY	7- 15	269	5- 5	297	285	290	290	27	27	
DIV. I NON-CONF.	2- 9	295	0- 1	229	272	299	299	26	26	

TOTALS	RPI 1-25	RPI 26-50	W-L RECORDS	RPI 51-100	RPI 101-999	RPI 201+				
7- 15	0- 1	0- 0	OVERALL	0- 2	7- 12	5- 9				
3- 8	0- 0	0- 0	HOME	0- 1	3- 7	2- 6				
4- 6	0- 0	0- 0	AWAY	0- 1	4- 0	3- 0				
0- 1	0- 0	0- 0	NEUTRAL	0- 0	0- 1	0- 0				
2- 9	0- 1	0- 0	NON-CONFERENCE	0- 1	2- 7	1- 5				
1- 4	0- 0	0- 0	HOME	0- 0	1- 4	1- 4				
1- 4	0- 1	0- 0	AWAY	0- 1	1- 2	0- 1				
0- 1	0- 0	0- 0	NEUTRAL	0- 0	0- 1	0- 0				
5- 6	0- 0	0- 0	CONFERENCE	0- 1	5- 5	4- 4				
2- 4	0- 0	0- 0	HOME	0- 1	2- 3	1- 2				
3- 2	0- 0	0- 0	AWAY	0- 0	3- 2	3- 2				
0- 0	0- 0	0- 0	NEUTRAL	0- 0	0- 0	0- 0				

RPI 1-25				RPI 26-50				RPI 51-100				RPI 101+ Team's RPI: 290			
RPI	S	Opponent	Score	RPI	S	Opponent	Score	RPI	S	Opponent	Score	RPI	S	Opponent	Score
21	A	Buffalo	47 73					62	H	Quinnipiac	55 84	129	N	Middle Tenn.	45 55
								94	A	Miami (OH)	47 72	135	A	Bucknell	57 76
												169	H	Marist	53 78
												182	A	Bowling Green	71 57
												197	H	Siena	65 57
												210	H	Oakland	48 83
												215	H	Morehead St.	52 76
												229	H	Niagara	64 60
												239	H	St. Bonaventure	71 69
												250	A	Manhattan	39 58
												250	H	Manhattan	56 59
												253	H	Fairfield	52 56
												272	H	Cornell	59 67
												274	H	Colgate	63 70
												276	A	Rider	54 70
												293	A	Monmouth	60 48
												319	A	UTRGV	46 63
												337	A	Iona	53 49
												342	A	Saint Peter's	66 53

LAST 12 Division I GAMES:															
229	H	Niagara	64 60	250	H	Manhattan	56 59								
169	H	Marist	53 78	276	A	Rider	54 70								
62	H	Quinnipiac	55 84	250	A	Manhattan	39 58								
293	A	Monmouth	60 48	337	A	Iona	53 49								
342	A	Saint Peter's	66 53	253	H	Fairfield	52 56								
197	H	Siena	65 57	129	N	Middle Tenn.	45 55								

Non-Div I Games:

Canisius

Average RPI Win:	250	WON-LOST	WINNING	LAST 10	STRENGTH OF	OPP. STRENGTH	TEAM	ADJ.	CONF.	ADJ CONF.
Average RPI Loss:	110	RECORD	PCT. RANK	GAMES	SCHEDULE	OF SCHEDULE	RPI	RPI	RPI	RPI
DIV. I ONLY	11- 7	114	7- 3	214	198	120	120	25	25	
DIV. I NON-CONF.	3- 4	209	1- 0	27	31	67	67	25	25	

TOTALS	RPI 1-25	RPI 26-50	W-L RECORDS	RPI 51-100	RPI 101-999	RPI 201+				
11- 7	0- 3	0- 0	OVERALL	0- 0	11- 4	9- 2				
5- 1	0- 0	0- 0	HOME	0- 0	5- 1	4- 1				
4- 6	0- 0	0- 0	AWAY	0- 0	4- 0	4- 0				
2- 0	0- 0	0- 0	NEUTRAL	0- 0	2- 0	1- 0				
3- 4	0- 3	0- 0	NON-CONFERENCE	0- 0	3- 1	2- 0				
1- 0	0- 0	0- 0	HOME	0- 0	1- 0	1- 0				
0- 4	0- 3	0- 0	AWAY	0- 0	0- 1	0- 0				
2- 0	0- 0	0- 0	NEUTRAL	0- 0	2- 0	1- 0				
8- 3	0- 0	0- 0	CONFERENCE	0- 0	8- 3	7- 2				
4- 1	0- 0	0- 0	HOME	0- 0	4- 1	3- 1				
4- 2	0- 0	0- 0	AWAY	0- 0	4- 2	4- 1				
0- 0	0- 0	0- 0	NEUTRAL	0- 0	0- 0	0- 0				

RPI 1-25				RPI 26-50				RPI 51-100				RPI 101+ Team's RPI: 120			
RPI	S	Opponent	Score	RPI	S	Opponent	Score	RPI	S	Opponent	Score	RPI	S	Opponent	Score
8	A	Baylor	55 86									101	A	South Ala.	43 64
9	A	Tennessee	34 77									103	H	Lamar University	51 39
16	A	Texas A&M	61 72									125	A	SFA	46 59
												149	N	Clemson	53 47
												202	H	Abilene Christian	63 45
												224	H	New Orleans	48 52
												254	A	A&M-Corpus Christi	58 50
												256	A	Nicholls St.	69 48
												268	N	North Dakota St.	68 45
												278	H	Alcorn	75 52
												285	A	Southeastern La.	70 78
												285	H	Southeastern La.	63 47
												302	A	Incarinate Word	57 35
												323	A	Northwestern St.	61 53
												329	H	Sam Houston St.	69 44

LAST 12 Division I GAMES:															
285	A	Southeastern La.	70 78	302	A	Incarinate Word	57 35								
323	A	Northwestern St.	61 53	103	H	Lamar University	51 39								
125	A	SFA	46 59	329	H	Sam Houston St.	69 44								
202	H	Abilene Christian	63 45	285	H	Southeastern La.	63 47								
224	H	New Orleans	48 52	254	A	A&M-Corpus Christi	58 50								
256	A	Nicholls St.	69 48	268	N	North Dakota St.	68 45								

Non-Div I Games: Central Baptist 75 34 Williams Baptist 77 31 Crowley's Ridge 106 23 Hendrix 79 22 Central Ark.

Average RPI Win:	296	WON-LOST	WINNING	LAST 10	STRENGTH OF	OPP. STRENGTH	TEAM	ADJ.	CONF.	ADJ CONF.
Average RPI Loss:	172	RECORD	PCT. RANK	GAMES	SCHEDULE	OF SCHEDULE	RPI	RPI	RPI	RPI
DIV. I ONLY	3- 18	321	3- 7	146	297	299	299	29	29	
DIV. I NON-CONF.	0- 11	337	0- 2	43	180	281	281	29	29	

TOTALS	RPI 1-25	RPI 26-50	W-L RECORDS	RPI 51-100	RPI 101-999	RPI 201+				
3- 18	0- 0	0- 2	OVERALL	0- 3	3- 13	3- 8				
2- 7	0- 0	0- 0	HOME	0- 1	2- 6	2- 4				
1- 11	0- 0	0- 2	AWAY	0- 2	1- 7	1- 4				
0- 0	0- 0	0- 0	NEUTRAL	0- 0	0- 0	0- 0				
0- 11	0- 0	0- 2	NON-CONFERENCE	0- 3	0- 6	0- 3				
0- 4	0- 0	0- 0	HOME	0- 1	0- 3	0- 1				
0- 7	0- 0	0- 2	AWAY	0- 2	0- 3	0- 2				
0- 0	0- 0	0- 0	NEUTRAL	0- 0	0- 0	0- 0				
3- 7	0- 0	0- 0	CONFERENCE	0- 0	3- 7	3- 5				
2- 3	0- 0	0- 0	HOME	0- 0	2- 3	2- 3				
1- 4	0- 0	0- 0	AWAY	0- 0	1- 4	1- 2				
0- 0	0- 0	0- 0	NEUTRAL	0- 0	0- 0	0- 0				

RPI 1-25				RPI 26-50				RPI 51-100				RPI 101+ Team's RPI: 299			
RPI	S	Opponent	Score	RPI	S	Opponent	Score	RPI	S	Opponent	Score	RPI	S	Opponent	Score
29	A	Virginia	59 103	29	A	Virginia	59 103	51	A	Duquesne	58 83	116	H	Yale	62 75
46	A	West Virginia	52 102	46	A	West Virginia	52 102	66	H	Albany (NY)	60 72	121	H	Brown	55 78
								80	A	Penn St.	66 83	130	A	Saint Francis (PA)	59 87
												147	A	Robert Morris	47 66
												165	A	Hartford	52 68
												204	A	Stony Brook	55 60
												258	A	Fairleigh Dickinson	49 78
												263	H	Morgan St.	41 61
												264	H	LIU Brooklyn	54 61
												275	H	Mt. St. Mary's	56 68
												281	A	Sacred Heart	73 71
												281	H	Sacred Heart	69 59
												283	A	Bryant	50 66
												286	H	St. Francis Brooklyn	70 78
												315	A	Vermont	48 62
												325	H	Wagner	59 56

LAST 12 Division I GAMES:															
281	A	Sacred Heart	73 71	281	H	Sacred Heart	69 59	281	H	Sacred Heart	69 59	281	H	Sacred Heart	69 59
147	A	Robert Morris	47 66	283	A	Bryant	50 66	283	A	Bryant	50 66	283	A	Bryant	50 66
130	A	Saint Francis (PA)	59 87	325	H	Wagner	59 56	325	H	Wagner	59 56	325	H	Wagner	59 56
264	H	LIU Brooklyn	54 61	275	H	Mt. St. Mary's	56 68	275	H	Mt. St. Mary's	56 68	275	H	Mt. St. Mary's	56 68
286	H	St. Francis Brooklyn	70 78	315	A	Vermont	48 62	315	A	Vermont	48 62	315	A	Vermont	48 62
258	A	Fairleigh Dickinson	49 78	204	A	Stony Brook	55 60	204	A	Stony Brook	55 60	204	A	Stony Brook	55 60

Non-Div I Games:

Central Conn. St.

Average RPI Win: 151

Average RPI Loss: 49

WON-LOST
RECORDWINNING
PCT. RANKLAST 10
GAMESSTRENGTH OF
SCHEDULEOPP. STRENGTH
OF SCHEDULETEAM
RPIADJ.
RPICONF.
RPIADJ CONF.
RPIDIV. I ONLY
DIV. I NON-CONF.17- 3
7- 311
7410- 0
0- 293
16277
5628
8328
837
87
8

TOTALS

RPI 1-25

RPI 26-50

W-L RECORDS

RPI 51-100

RPI 101-999

RPI 201+

17- 3
7- 2
8- 1
2- 01- 0
1- 0
0- 0
0- 01- 1
0- 1
1- 0
0- 0OVERALL
HOME
AWAY
NEUTRAL2- 2
1- 1
1- 1
0- 013- 0
5- 0
6- 0
2- 06- 0
1- 0
4- 0
1- 07- 3
2- 2
3- 1
2- 00- 0
0- 0
0- 0
0- 00- 1
0- 1
0- 0
0- 0NON-CONFERENCE
HOME
AWAY
NEUTRAL0- 2
0- 1
0- 1
0- 07- 0
2- 0
3- 0
2- 04- 0
1- 0
2- 0
1- 010- 0
5- 0
5- 0
0- 01- 0
1- 0
0- 0
0- 01- 0
0- 0
1- 0
0- 0CONFERENCE
HOME
AWAY
NEUTRAL2- 0
1- 0
1- 0
0- 06- 0
3- 0
3- 0
0- 02- 0
0- 0
2- 0
0- 0

RPI 1-25

RPI	S	Opponent	Score
21	H	Buffalo	86 79

RPI 26-50

Team's RPI: 28

RPI	S	Opponent	Score
35	H	Purdue	69 79
40	A	Ball St.	69 65

RPI 51-100

RPI	S	Opponent	Score
51	A	Duquesne	61 64
62	H	Quinnipiac	70 84
77	H	Ohio	82 58
94	A	Miami (OH)	84 66

RPI 101+

RPI	S	Opponent	Score
109	H	Western Mich.	74 70
115	N	Iowa St.	81 60
123	H	Vanderbilt	92 75
132	A	SIUE	94 56
134	A	Northern Ill.	81 78
137	H	Kent St.	88 84
182	H	Bowling Green	90 54
208	A	Eastern Mich.	95 72
210	A	Oakland	103 85
216	A	Akron	95 86
249	N	San Diego St.	85 76
255	A	Indiana St.	77 67
261	H	Col. of Charleston	79 58

LAST 12 Division I GAMES:

208	A	Eastern Mich.	95 72	182	H	Bowling Green	90 54
21	H	Buffalo	86 79	94	A	Miami (OH)	84 66
109	H	Western Mich.	74 70	77	H	Ohio	82 58
216	A	Akron	95 86	40	A	Ball St.	69 65
134	A	Northern Ill.	81 78	62	H	Quinnipiac	70 84
137	H	Kent St.	88 84	51	A	Duquesne	61 64

Non-Div I Games:

Aquinas

96 47

Central Mich.

Average RPI		Win: 310	WON-LOST RECORD	WINNING PCT. RANK	LAST 10 GAMES	STRENGTH OF SCHEDULE	OPP. STRENGTH OF SCHEDULE	TEAM RPI	ADJ. RPI	CONF. RPI	ADJ. CONF. RPI
Loss: 199											
DIV. I ONLY			6- 12	261	4- 6	330	332	316	316	28	28
DIV. I NON-CONF.			2- 6	280	1- 1	329	276	334	334	28	28
TOTALS		RPI 1-25		RPI 26-50		W-L RECORDS		RPI 51-100	RPI 101-999	RPI 201+	
6- 12	0- 0		0- 0		OVERALL	0- 1		6- 11		6- 6	
3- 5	0- 0		0- 0		HOME	0- 0		3- 5		3- 3	
3- 6	0- 0		0- 0		AWAY	0- 0		3- 2		3- 2	
0- 1	0- 0		0- 0		NEUTRAL	0- 0		0- 1		0- 0	
2- 6	0- 0		0- 0		NON-CONFERENCE	0- 1		2- 5		2- 3	
1- 2	0- 0		0- 0		HOME	0- 0		1- 2		1- 2	
1- 3	0- 0		0- 0		AWAY	0- 1		1- 2		1- 1	
0- 1	0- 0		0- 0		NEUTRAL	0- 0		0- 1		0- 0	
4- 6	0- 0		0- 0		CONFERENCE	0- 0		4- 6		4- 3	
2- 3	0- 0		0- 0		HOME	0- 0		2- 3		2- 1	
2- 3	0- 0		0- 0		AWAY	0- 0		2- 3		2- 2	
0- 0	0- 0		0- 0		NEUTRAL	0- 0		0- 0		0- 0	

RPI 1-25				RPI 26-50				RPI 51-100				RPI 101+				Team's RPI: 316	
RPI	S	Opponent	Score	RPI	S	Opponent	Score	RPI	S	Opponent	Score	RPI	S	Opponent	Score		
								65	A	Georgia Tech	51 78	108	A	Liberty	53 63		
												148	H	High Point	74 75		
												149	A	Clemson	30 66		
												165	N	Hartford	43 62		
												172	H	Radford	56 61		
												217	A	Gardner-Webb	52 68		
												241	A	Campbell	49 58		
												244	H	UNC Asheville	61 78		
												260	A	Presbyterian	64 61		
												262	H	Lipscomb	54 58		
												270	A	Wofford	68 45		
												291	H	Coppin St.	72 58		
												294	A	FIU	70 77		
												326	H	South Carolina St.	58 60		
												339	H	Winthrop	81 45		
												349	A	Longwood	78 61		
												349	H	Longwood	73 57		
LAST 12 Division I GAMES:																	
				349	A	Longwood	78 61	172	H	Radford	56 61						
				260	A	Presbyterian	64 61	241	A	Campbell	49 58						
				148	H	High Point	74 75	108	A	Liberty	53 63						
				244	H	UNC Asheville	61 78	349	H	Longwood	73 57						
				217	A	Gardner-Webb	52 68	270	A	Wofford	68 45						
				339	H	Winthrop	81 45	65	A	Georgia Tech	51 78						

Non-Div I Games:	Erskine	79	43	Southern Wesleyan	94	56
------------------	---------	----	----	-------------------	----	----

Charleston So.

■ Loss, ■ Non-Conf, S Site, H Home A Away N Neutral

Average RPI Win:	242	WON-LOST	WINNING	LAST 10	STRENGTH OF	OPP. STRENGTH	TEAM	ADJ.	CONF.	ADJ CONF.
Average RPI Loss:	115	RECORD	PCT. RANK	GAMES	SCHEDULE	OF SCHEDULE	RPI	RPI	RPI	RPI
DIV. I ONLY	9- 13	226	5- 5	96	189	176	176	18	18	
DIV. I NON-CONF.	4- 9	249	1- 2	71	118	199	199	19	19	

TOTALS	RPI 1-25	RPI 26-50	W-L RECORDS	RPI 51-100	RPI 101-999	RPI 201+				
9- 13	0- 2	0- 1	OVERALL	1- 2	8- 8	6- 2				
6- 3	0- 1	0- 0	HOME	1- 1	5- 1	4- 0				
3- 8	0- 0	0- 0	AWAY	0- 1	3- 7	2- 2				
0- 2	0- 1	0- 1	NEUTRAL	0- 0	0- 0	0- 0				
4- 9	0- 2	0- 1	NON-CONFERENCE	1- 2	3- 4	3- 1				
3- 2	0- 1	0- 0	HOME	1- 1	2- 0	2- 0				
1- 5	0- 0	0- 0	AWAY	0- 1	1- 4	1- 1				
0- 2	0- 1	0- 1	NEUTRAL	0- 0	0- 0	0- 0				
5- 4	0- 0	0- 0	CONFERENCE	0- 0	5- 4	3- 1				
3- 1	0- 0	0- 0	HOME	0- 0	3- 1	2- 0				
2- 3	0- 0	0- 0	AWAY	0- 0	2- 3	1- 1				
0- 0	0- 0	0- 0	NEUTRAL	0- 0	0- 0	0- 0				

RPI 1-25				RPI 26-50				RPI 51-100				RPI 101+ Team's RPI: 176			
RPI	S	Opponent	Score	RPI	S	Opponent	Score	RPI	S	Opponent	Score	RPI	S	Opponent	Score
14	H	Rutgers	54 77	41	N	South Dakota St.	70 71	51	H	Duquesne	75 72	102	A	Wake Forest	69 71
22	N	Iowa	64 77					58	H	Mercer	74 90	107	H	Rice	55 62
								87	A	Arkansas	72 73	122	A	UTEP	58 67
												129	A	Middle Tenn.	45 64
												152	A	Davidson	66 68
												163	A	Southern Miss.	85 79
												163	H	Southern Miss.	66 56
												186	A	Wisconsin	66 80
												218	A	East Carolina	55 58
												244	A	UNC Asheville	51 47
												251	A	North Texas	68 73
												291	H	Coppin St.	78 49
												294	H	FIU	80 57
												312	A	Old Dominion	63 60
												326	H	South Carolina St.	64 49
												330	H	Marshall	67 61

LAST 12 Division I GAMES:															
294	H	FIU	80 57	122	A	UTEP	58 67								
330	H	Marshall	67 61	312	A	Old Dominion	63 60								
129	A	Middle Tenn.	45 64	163	H	Southern Miss.	66 56								
163	A	Southern Miss.	85 79	58	H	Mercer	74 90								
107	H	Rice	55 62	326	H	South Carolina St.	64 49								
251	A	North Texas	68 73	152	A	Davidson	66 68								

Non-Div I Games:

Charlotte

Loss,
Non-Conf, S Site,
H Home
A Away
N Neutral

Average RPI	Win:	194	WON-LOST	WINNING	LAST 10	STRENGTH OF	OPP. STRENGTH	TEAM	ADJ.	CONF.	ADJ CONF.
Average RPI	Loss:	89	RECORD	PCT. RANK	GAMES	SCHEDULE	OF SCHEDULE	RPI	RPI	RPI	RPI
DIV. I ONLY		15- 8		83	7- 3	138	102	92	92	17	17
DIV. I NON-CONF.		9- 5		99	2- 1	59	42	62	62	16	16

TOTALS	RPI 1-25		RPI 26-50		W-L RECORDS	RPI 51-100		RPI 101-999		RPI 201+	
15- 8	0- 1		1- 2		OVERALL	1- 2		13- 3		7- 0	
7- 3	0- 0		1- 1		HOME	0- 2		6- 0		4- 0	
5- 4	0- 1		0- 0		AWAY	1- 0		4- 3		3- 0	
3- 1	0- 0		0- 1		NEUTRAL	0- 0		3- 0		0- 0	
9- 5	0- 1		1- 2		NON-CONFERENCE	1- 1		7- 1		2- 0	
4- 2	0- 0		1- 1		HOME	0- 1		3- 0		2- 0	
2- 2	0- 1		0- 0		AWAY	1- 0		1- 1		0- 0	
3- 1	0- 0		0- 1		NEUTRAL	0- 0		3- 0		0- 0	
6- 3	0- 0		0- 0		CONFERENCE	0- 1		6- 2		5- 0	
3- 1	0- 0		0- 0		HOME	0- 1		3- 0		2- 0	
3- 2	0- 0		0- 0		AWAY	0- 0		3- 2		3- 0	
0- 0	0- 0		0- 0		NEUTRAL	0- 0		0- 0		0- 0	

RPI	S	Opponent	Score	RPI	S	Opponent	Score	RPI	S	Opponent	Score	RPI	S	Opponent	Score
13	A	Green Bay	30 60	36	H	FGCU	68 61	58	H	Mercer	50 71	105	N	Auburn	50 41
				47	H	UCF	57 58	64	H	Virginia Tech	44 64	126	N	Georgetown	54 41
				48	N	Princeton	49 59	72	A	Indiana	64 61	141	A	ETSU	58 65
												156	A	Stetson	67 78
												167	H	Samford	68 58
												178	A	Florida	65 60
												185	H	Hampton	64 52
												187	A	Furman	57 58
												189	N	Northwestern	61 44
												212	H	UT Martin	87 82
												231	A	UNCG	73 57
												231	H	UNCG	49 42
												260	H	Presbyterian	71 51
												270	A	Wofford	54 47
												324	A	Western Caro.	58 41
												324	H	Western Caro.	47 32

LAST 12 Division I GAMES:															
231	A	UNCG	73 57	141	A	ETSU	58 65								
324	A	Western Caro.	58 41	324	H	Western Caro.	47 32								
58	H	Mercer	50 71	231	H	UNCG	49 42								
167	H	Samford	68 58	185	H	Hampton	64 52								
187	A	Furman	57 58	48	N	Princeton	49 59								
270	A	Wofford	54 47	178	A	Florida	65 60								

Non-Div I Games:

Chattanooga

Average RPI Win:	0	WON-LOST	WINNING	LAST 10	STRENGTH OF	OPP. STRENGTH	TEAM	ADJ.	CONF.	ADJ CONF.
Average RPI Loss:	205	RECORD	PCT. RANK	GAMES	SCHEDULE	OF SCHEDULE	RPI	RPI	RPI	RPI
DIV. I ONLY	0- 23	349	0- 10	229	338	345	345	30	30	
DIV. I NON-CONF.	0- 15	337	0- 4	192	291	337	337	30	30	

TOTALS	RPI 1-25	RPI 26-50	W-L RECORDS	RPI 51-100	RPI 101-999	RPI 201+				
0- 23	0- 0	0- 0	OVERALL	0- 2	0- 21	0- 13				
0- 11	0- 0	0- 0	HOME	0- 0	0- 11	0- 7				
0- 11	0- 0	0- 0	AWAY	0- 2	0- 9	0- 5				
0- 1	0- 0	0- 0	NEUTRAL	0- 0	0- 1	0- 1				
0- 15	0- 0	0- 0	NON-CONFERENCE	0- 2	0- 13	0- 5				
0- 7	0- 0	0- 0	HOME	0- 0	0- 7	0- 3				
0- 7	0- 0	0- 0	AWAY	0- 2	0- 5	0- 1				
0- 1	0- 0	0- 0	NEUTRAL	0- 0	0- 1	0- 1				
0- 8	0- 0	0- 0	CONFERENCE	0- 0	0- 8	0- 8				
0- 4	0- 0	0- 0	HOME	0- 0	0- 4	0- 4				
0- 4	0- 0	0- 0	AWAY	0- 0	0- 4	0- 4				
0- 0	0- 0	0- 0	NEUTRAL	0- 0	0- 0	0- 0				

RPI 1-25				RPI 26-50				RPI 51-100				RPI 101+				Team's RPI: 345	
RPI	S	Opponent	Score	RPI	S	Opponent	Score	RPI	S	Opponent	Score	RPI	S	Opponent	Score		
								88	A	Kansas St.	51	99	104	A	Western Ill.	54	71
								93	A	Wright St.	39	84	104	H	Western Ill.	45	83
												114	H	Milwaukee	59	84	
												134	H	Northern Ill.	59	80	
												144	A	Pittsburgh	49	87	
												154	A	Wichita St.	63	66	
												189	H	Northwestern	36	63	
												200	A	Illinois	56	66	
												205	N	Oral Roberts	43	73	
												206	H	Seattle U	56	63	
												215	H	Morehead St.	40	79	
												234	A	New Mexico St.	59	74	
												238	A	CSU Bakersfield	49	63	
												238	H	CSU Bakersfield	36	63	
												280	A	Grand Canyon	36	64	
												280	H	Grand Canyon	43	59	
												288	A	Valparaiso	60	71	
												292	H	Loyola Chicago	28	46	
												295	H	Jackson St.	69	87	
												306	H	Utah Valley	30	68	
												319	A	UTRGV	44	81	

LAST 12 Division I GAMES:																	
280	H	Grand Canyon	43	59	206	H	Seattle U	56	63								
238	H	CSU Bakersfield	36	63	234	A	New Mexico St.	59	74								
319	A	UTRGV	44	81	144	A	Pittsburgh	49	87								
238	A	CSU Bakersfield	49	63	114	H	Milwaukee	59	84								
280	A	Grand Canyon	36	64	88	A	Kansas St.	51	99								
306	H	Utah Valley	30	68	205	N	Oral Roberts	43	73								

Non-Div I Games:

Chicago St.

Average RPI Win:	207	WON-LOST	WINNING	LAST 10	STRENGTH OF	OPP. STRENGTH	TEAM	ADJ.	CONF.	ADJ CONF.
Average RPI Loss:	109	RECORD	PCT. RANK	GAMES	SCHEDULE	OF SCHEDULE	RPI	RPI	RPI	RPI
DIV. I ONLY	12- 10	148	5- 5	139	90	143	143	8	8	
DIV. I NON-CONF.	7- 5	132	1- 1	265	142	220	220	7	7	

TOTALS	RPI 1-25	RPI 26-50	W-L RECORDS	RPI 51-100	RPI 101-999	RPI 201+				
12- 10	0- 2	1- 2	OVERALL	1- 0	10- 6	7- 2				
8- 6	0- 1	0- 2	HOME	1- 0	7- 3	4- 1				
4- 4	0- 1	1- 0	AWAY	0- 0	3- 3	3- 1				
0- 0	0- 0	0- 0	NEUTRAL	0- 0	0- 0	0- 0				
7- 5	0- 1	0- 0	NON-CONFERENCE	1- 0	6- 4	5- 1				
6- 3	0- 1	0- 0	HOME	1- 0	5- 2	4- 0				
1- 2	0- 0	0- 0	AWAY	0- 0	1- 2	1- 1				
0- 0	0- 0	0- 0	NEUTRAL	0- 0	0- 0	0- 0				
5- 5	0- 1	1- 2	CONFERENCE	0- 0	4- 2	2- 1				
2- 3	0- 0	0- 2	HOME	0- 0	2- 1	0- 1				
3- 2	0- 1	1- 0	AWAY	0- 0	2- 1	2- 0				
0- 0	0- 0	0- 0	NEUTRAL	0- 0	0- 0	0- 0				

RPI 1-25				RPI 26-50				RPI 51-100				RPI 101+ Team's RPI: 143			
RPI	S	Opponent	Score	RPI	S	Opponent	Score	RPI	S	Opponent	Score	RPI	S	Opponent	Score
1	A	UConn	65 106	27	H	South Fla.	46 69	94	H	Miami (OH)	73 62	130	H	Saint Francis (PA)	73 77
5	H	Ohio St.	76 87	43	A	Houston	88 82					141	A	ETSU	77 87
				47	H	UCF	38 50					144	H	Pittsburgh	46 66
												170	A	Tulsa	51 64
												174	H	Temple	80 72
												177	H	Memphis	64 53
												182	H	Bowling Green	75 51
												207	A	Xavier	50 53
												214	A	SMU	58 40
												218	A	East Carolina	66 54
												218	H	East Carolina	70 79
												221	H	Southeast Mo. St.	65 52
												259	H	Howard	87 53
												285	H	Southeastern La.	82 43
												309	H	Eastern Ky.	64 53
												312	A	Old Dominion	54 33

LAST 12 Division I GAMES:															
1	A	UConn	65 106	43	A	Houston	88 82								
47	H	UCF	38 50	170	A	Tulsa	51 64								
218	H	East Carolina	70 79	27	H	South Fla.	46 69								
214	A	SMU	58 40	218	A	East Carolina	66 54								
177	H	Memphis	64 53	182	H	Bowling Green	75 51								
174	H	Temple	80 72	5	H	Ohio St.	76 87								

Non-Div I Games: Slippery Rock 85 52

Cincinnati

C
l
e
m
s
o
n

C
l
e
m
s
o
n

Cl emson

Average RPI Win:	236	WON-LOST	WINNING	LAST 10	STRENGTH OF	OPP. STRENGTH	TEAM	ADJ.	CONF.	ADJ CONF.
Average RPI Loss:	86	RECORD	PCT. RANK	GAMES	SCHEDULE	OF SCHEDULE	RPI	RPI	RPI	RPI
DIV. I ONLY	16- 7	69	6- 4	247	159	124	124	11	11	
DIV. I NON-CONF.	8- 3	65	0- 0	212	206	98	98	13	13	

TOTALS	RPI 1-25	RPI 26-50	W-L RECORDS	RPI 51-100	RPI 101-999	RPI 201+				
16- 7	0- 1	0- 1	OVERALL	2- 3	14- 2	13- 1				
9- 3	0- 0	0- 1	HOME	2- 1	7- 1	7- 1				
6- 3	0- 1	0- 0	AWAY	0- 1	6- 1	6- 0				
1- 1	0- 0	0- 0	NEUTRAL	0- 1	1- 0	0- 0				
8- 3	0- 0	0- 1	NON-CONFERENCE	1- 2	7- 0	6- 0				
4- 1	0- 0	0- 1	HOME	1- 0	3- 0	3- 0				
3- 1	0- 0	0- 0	AWAY	0- 1	3- 0	3- 0				
1- 1	0- 0	0- 0	NEUTRAL	0- 1	1- 0	0- 0				
8- 4	0- 1	0- 0	CONFERENCE	1- 1	7- 2	7- 1				
5- 2	0- 0	0- 0	HOME	1- 1	4- 1	4- 1				
3- 2	0- 1	0- 0	AWAY	0- 0	3- 1	3- 0				
0- 0	0- 0	0- 0	NEUTRAL	0- 0	0- 0	0- 0				

RPI 1-25				RPI 26-50				RPI 51-100				RPI 101+ Team's RPI: 124			
RPI	S	Opponent	Score	RPI	S	Opponent	Score	RPI	S	Opponent	Score	RPI	S	Opponent	Score
13	A	Green Bay	43 69	40	H	Ball St.	64 76	61	A	Toledo	56 65	114	A	Milwaukee	72 79
								63	H	IUPUI	64 77	150	N	Louisiana	54 45
								77	H	Ohio	71 64	208	H	Eastern Mich.	77 65
								89	N	Saint Louis	64 80	210	A	Oakland	86 66
								93	H	Wright St.	71 70	210	H	Oakland	70 62
												225	H	Youngstown St.	52 66
												229	A	Niagara	70 61
												237	A	Northern Ky.	70 65
												237	H	Northern Ky.	72 49
												245	A	Bradley	67 65
												267	A	Illinois St.	56 47
												308	A	Detroit Mercy	90 76
												308	H	Detroit Mercy	75 50
												314	H	Ill.-Chicago	70 67
												330	H	Marshall	85 76
												346	H	Eastern Ill.	77 69

LAST 12 Division I GAMES:															
210	A	Oakland	86 66	13	A	Green Bay	43 69	114	A	Milwaukee	72 79				
308	A	Detroit Mercy	90 76	314	H	Ill.-Chicago	70 67	63	H	IUPUI	64 77				
237	H	Northern Ky.	72 49	308	H	Detroit Mercy	75 50	210	H	Oakland	70 62				
93	H	Wright St.	71 70												
225	H	Youngstown St.	52 66												
237	A	Northern Ky.	70 65												

Non-Div I Games:

Cleveland and St.

Average RPI Win:	262	WON-LOST	WINNING	LAST 10	STRENGTH OF	OPP. STRENGTH	TEAM	ADJ.	CONF.	ADJ CONF.
Average RPI Loss:	175	RECORD	PCT. RANK	GAMES	SCHEDULE	OF SCHEDULE	RPI	RPI	RPI	RPI
DIV. I ONLY	9- 12	217	3- 7	288	249	279	279	23	23	
DIV. I NON-CONF.	4- 5	202	0- 0	332	215	329	329	23	23	

TOTALS	RPI 1-25	RPI 26-50	W-L RECORDS	RPI 51-100	RPI 101-999	RPI 201+				
9- 12	0- 0	0- 1	OVERALL	0- 1	9- 10	6- 5				
8- 4	0- 0	0- 0	HOME	0- 0	8- 4	6- 3				
1- 5	0- 0	0- 0	AWAY	0- 0	1- 5	0- 1				
0- 3	0- 0	0- 1	NEUTRAL	0- 1	0- 1	0- 1				
4- 5	0- 0	0- 1	NON-CONFERENCE	0- 1	4- 3	4- 3				
4- 2	0- 0	0- 0	HOME	0- 0	4- 2	4- 2				
0- 0	0- 0	0- 0	AWAY	0- 0	0- 0	0- 0				
0- 3	0- 0	0- 1	NEUTRAL	0- 1	0- 1	0- 1				
5- 7	0- 0	0- 0	CONFERENCE	0- 0	5- 7	2- 2				
4- 2	0- 0	0- 0	HOME	0- 0	4- 2	2- 1				
1- 5	0- 0	0- 0	AWAY	0- 0	1- 5	0- 1				
0- 0	0- 0	0- 0	NEUTRAL	0- 0	0- 0	0- 0				

RPI	S	Opponent	Score	RPI	S	Opponent	Score	RPI	S	Opponent	Score	RPI	S	Opponent	Score
38	N	Syracuse	57 69	57	N	Nebraska	47 55	101	A	South Ala.	62 68	128	H	Little Rock	49 51
								142	A	Texas St.	69 78	142	H	Texas St.	65 64
								150	A	Louisiana	55 59	192	A	Troy	97 92
								198	A	UT Arlington	63 65	198	H	UT Arlington	89 76
								211	H	Arkansas St.	63 70	231	H	UNCG	54 60
								251	N	North Texas	34 50	261	H	Col. of Charleston	70 72
								265	H	UNCW	57 41	270	H	Wofford	67 51
								317	H	Georgia St.	64 49	318	H	Fort Wayne	67 58
								321	H	Ga. Southern	54 51	333	H	N.C. Central	68 65
								334	A	La.-Monroe	56 62				
LAST 12 Division I GAMES:															
198	A	UT Arlington	63 65	317	H	Georgia St.	64 49								
142	A	Texas St.	69 78	321	H	Ga. Southern	54 51								
128	H	Little Rock	49 51	150	A	Louisiana	55 59								
211	H	Arkansas St.	63 70	334	A	La.-Monroe	56 62								
192	A	Troy	97 92	142	H	Texas St.	65 64								
101	A	South Ala.	62 68	198	H	UT Arlington	89 76								

Non-Div I Games: Lees-McRae 73 47 Allen 93 49

Coastal Caro.

■ Loss,
 ■ Non-Conf,
 ■ S Site,
 ■ Home
 ■ Away
 N Neutral

Average RPI Win:	263	WON-LOST	WINNING	LAST 10	STRENGTH OF	OPP. STRENGTH	TEAM	ADJ.	CONF.	ADJ CONF.
Average RPI Loss:	137	RECORD	PCT. RANK	GAMES	SCHEDULE	OF SCHEDULE	RPI	RPI	RPI	RPI
DIV. I ONLY	5- 18	309	0- 10	126	192	261	261	10	10	
DIV. I NON-CONF.	4- 7	226	0- 0	187	196	229	229	12	12	

TOTALS	RPI 1-25	RPI 26-50	W-L RECORDS	RPI 51-100	RPI 101-999	RPI 201+				
5- 18	0- 1	0- 1	OVERALL	0- 5	5- 11	5- 5				
2- 10	0- 0	0- 0	HOME	0- 3	2- 7	2- 4				
3- 8	0- 1	0- 1	AWAY	0- 2	3- 4	3- 1				
0- 0	0- 0	0- 0	NEUTRAL	0- 0	0- 0	0- 0				
4- 7	0- 1	0- 1	NON-CONFERENCE	0- 1	4- 4	4- 2				
2- 3	0- 0	0- 0	HOME	0- 0	2- 3	2- 2				
2- 4	0- 1	0- 1	AWAY	0- 1	2- 1	2- 0				
0- 0	0- 0	0- 0	NEUTRAL	0- 0	0- 0	0- 0				
1- 11	0- 0	0- 0	CONFERENCE	0- 4	1- 7	1- 3				
0- 7	0- 0	0- 0	HOME	0- 3	0- 4	0- 2				
1- 4	0- 0	0- 0	AWAY	0- 1	1- 3	1- 1				
0- 0	0- 0	0- 0	NEUTRAL	0- 0	0- 0	0- 0				

RPI 1-25				RPI 26-50				RPI 51-100				RPI 101+ Team's RPI: 261			
RPI	S	Opponent	Score	RPI	S	Opponent	Score	RPI	S	Opponent	Score	RPI	S	Opponent	Score
23	A	South Carolina	43 69	28	A	Central Mich.	58 79	56	H	Drexel	53 80	102	H	Wake Forest	40 77
								59	A	Michigan St.	43 107	127	H	Delaware	59 68
								69	H	Elon	55 77	133	A	Northeastern	37 59
								82	A	James Madison	53 67	137	A	William & Mary	66 79
								82	H	James Madison	45 67	137	H	William & Mary	54 68
												187	A	Furman	58 72
												228	A	Hofstra	60 65
												228	H	Hofstra	60 75
												236	A	North Florida	73 69
												241	H	Campbell	45 53
												262	H	Lipscomb	85 69
												269	A	Towson	80 67
												269	H	Towson	58 83
												270	H	Wofford	59 51
												271	H	Appalachian St.	70 76
												279	A	Coastal Caro.	72 70
LAST 12 Division I GAMES:															
56	H	Drexel	53 80	228	A	Hofstra	60 65								
69	H	Elon	55 77	133	A	Northeastern	37 59								
82	A	James Madison	53 67	127	H	Delaware	59 68								
137	A	William & Mary	66 79	228	H	Hofstra	60 75								
269	H	Towson	58 83	269	A	Towson	80 67								
82	H	James Madison	45 67	137	H	William & Mary	54 68								

Non-Div I Games:

Col. of Charleston

C
o
l
l
e
g
e

Colgate				Through Games Of Feb. 4, 2018							
Average RPI	Win:	295	WON-LOST	WINNING	LAST 10	STRENGTH OF	OPP. STRENGTH	TEAM	ADJ.	CONF.	ADJ CONF.
Average RPI	Loss:	149	RECORD	PCT. RANK	GAMES	SCHEDULE	OF SCHEDULE	RPI	RPI	RPI	RPI
DIV. I ONLY			4- 18	313	0- 10	132	262	274	274	15	15
DIV. I NON-CONF.			4- 7	226	0- 1	244	305	239	239	18	18

TOTALS		RPI 1-25		RPI 26-50		W-L RECORDS		RPI 51-100	RPI 101-999		RPI 201+
4- 18		0- 0		0- 2		OVERALL		0- 4	4- 12		4- 6
1- 9		0- 0		0- 0		HOME		0- 2	1- 7		1- 3
3- 9		0- 0		0- 2		AWAY		0- 2	3- 5		3- 3
0- 0		0- 0		0- 0		NEUTRAL		0- 0	0- 0		0- 0
4- 7		0- 0		0- 2		NON-CONFERENCE		0- 0	4- 5		4- 2
1- 3		0- 0		0- 0		HOME		0- 0	1- 3		1- 1
3- 4		0- 0		0- 2		AWAY		0- 0	3- 2		3- 1
0- 0		0- 0		0- 0		NEUTRAL		0- 0	0- 0		0- 0
0- 11		0- 0		0- 0		CONFERENCE		0- 4	0- 7		0- 4
0- 6		0- 0		0- 0		HOME		0- 2	0- 4		0- 2
0- 5		0- 0		0- 0		AWAY		0- 2	0- 3		0- 2
0- 0		0- 0		0- 0		NEUTRAL		0- 0	0- 0		0- 0

RPI 1-25				RPI 26-50				RPI 51-100				RPI 101+ Team's RPI: 274			
RPI	S	Opponent	Score	RPI	S	Opponent	Score	RPI	S	Opponent	Score	RPI	S	Opponent	Score
				33	A	Arizona St.	54 65	67	A	American	44 67	116	A	Yale	56 82
				38	A	Syracuse	39 79	67	H	American	55 77	121	H	Brown	73 83
								84	A	Navy	54 70	135	A	Bucknel I	57 77
								84	H	Navy	42 69	157	H	Lehigh	51 59
												180	H	Army West Point	54 62
												197	H	Siena	70 73
												203	H	Boston U.	49 62
												227	A	Loyola Maryland	55 70
												229	H	Niagara	44 81
												240	H	Holy Cross	64 71
												243	A	Lafayette	48 63
												258	A	Fairleigh Dickinson	51 61
												269	A	Towson	65 61
												272	A	Cornell	74 70
												290	A	Canisius	70 63
												347	H	UMass Lowell	84 64

LAST 12 Division I GAMES:															
				84	H	Navy	42 69	203	H	Boston U.	49 62				
				67	A	American	44 67	84	A	Navy	54 70				
				180	H	Army West Point	54 62	243	A	Lafayette	48 63				
				227	A	Loyola Maryland	55 70	67	H	American	55 77				
				157	H	Lehigh	51 59	240	H	Holy Cross	64 71				
				135	A	Bucknel I	57 77	229	H	Niagara	44 81				

Non-Div I Games:

Colgate

C
o
l
l
e
g
e

Average RPI Win:	187	WON-LOST	WINNING	LAST 10	STRENGTH OF	OPP. STRENGTH	TEAM	ADJ.	CONF.	ADJ CONF.
Average RPI Loss:	76	RECORD	PCT. RANK	GAMES	SCHEDULE	OF SCHEDULE	RPI	RPI	RPI	RPI
DIV. I ONLY	11- 11	172	2- 8	93	59	131	131	5	5	
DIV. I NON-CONF.	8- 2	45	0- 0	194	120	73	73	3	3	

TOTALS	RPI 1-25	RPI 26-50	W-L RECORDS	RPI 51-100	RPI 101-999	RPI 201+				
11- 11	0- 2	0- 4	OVERALL	3- 3	8- 2	4- 1				
6- 7	0- 2	0- 3	HOME	2- 1	4- 1	3- 0				
5- 4	0- 0	0- 1	AWAY	1- 2	4- 1	1- 1				
0- 0	0- 0	0- 0	NEUTRAL	0- 0	0- 0	0- 0				
8- 2	0- 0	0- 0	NON-CONFERENCE	2- 1	6- 1	3- 0				
5- 1	0- 0	0- 0	HOME	2- 0	3- 1	2- 0				
3- 1	0- 0	0- 0	AWAY	0- 1	3- 0	1- 0				
0- 0	0- 0	0- 0	NEUTRAL	0- 0	0- 0	0- 0				
3- 9	0- 2	0- 4	CONFERENCE	1- 2	2- 1	1- 1				
1- 6	0- 2	0- 3	HOME	0- 1	1- 0	1- 0				
2- 3	0- 0	0- 1	AWAY	1- 1	1- 1	0- 1				
0- 0	0- 0	0- 0	NEUTRAL	0- 0	0- 0	0- 0				

RPI 1-25				RPI 26-50				RPI 51-100				RPI 101+ Team's RPI: 131			
RPI	S	Opponent	Score	RPI	S	Opponent	Score	RPI	S	Opponent	Score	RPI	S	Opponent	Score
7	H	Oregon	55 74	33	A	Arizona St.	59 73	54	H	Miami (FL)	67 61	110	A	Colorado St.	70 67
10	H	UCLA	55 93	33	H	Arizona St.	47 72	83	A	Washington St.	75 89	113	H	Dartmouth	75 81
				49	H	Southern Cal i forni a	51 86	85	A	Utah	69 65	167	A	Samford	71 60
				50	H	Oregon St.	71 86	85	H	Utah	74 78	168	A	Washington	66 61
								91	A	North Carolina	80 87	179	H	Fla. Atlantic	76 69
								97	H	George Mason	76 61	268	H	North Dakota St.	108 59
												282	A	Ari zona	63 72
												282	H	Ari zona	79 60
												310	A	Air Force	68 43
												341	H	Mi ssi ssi ppi Val .	85 48

LAST 12 Division I GAMES:															
85	H	Utah	74 78	10	H	UCLA	55 93	168	A	Washington	66 61	83	A	Washington St.	75 89
85	A	Utah	69 65	49	H	Southern Cal i forni a	51 86	282	H	Ari zona	79 60	33	A	Ari zona St.	47 72
50	H	Oregon St.	71 86												
7	H	Oregon	55 74												
33	A	Ari zona St.	59 73												
282	A	Ari zona	63 72												

Non-Div I Games: Westminster (MO) 106 47

Col orado

Average RPI Win:	196	WON-LOST	WINNING	LAST 10	STRENGTH OF	OPP. STRENGTH	TEAM	ADJ.	CONF.	ADJ CONF.
Average RPI Loss:	119	RECORD	PCT. RANK	GAMES	SCHEDULE	OF SCHEDULE	RPI	RPI	RPI	RPI
DIV. I ONLY	15- 7	74	7- 3	154	129	110	110	16	16	
DIV. I NON-CONF.	7- 3	74	0- 0	110	148	106	106	14	14	

TOTALS	RPI 1-25	RPI 26-50	W-L RECORDS	RPI 51-100	RPI 101-999	RPI 201+				
15- 7	0- 0	2- 1	OVERALL	2- 2	11- 4	8- 0				
9- 5	0- 0	1- 1	HOME	1- 1	7- 3	6- 0				
6- 2	0- 0	1- 0	AWAY	1- 1	4- 1	2- 0				
0- 0	0- 0	0- 0	NEUTRAL	0- 0	0- 0	0- 0				
7- 3	0- 0	2- 1	NON-CONFERENCE	0- 0	5- 2	3- 0				
5- 3	0- 0	1- 1	HOME	0- 0	4- 2	3- 0				
2- 0	0- 0	1- 0	AWAY	0- 0	1- 0	0- 0				
0- 0	0- 0	0- 0	NEUTRAL	0- 0	0- 0	0- 0				
8- 4	0- 0	0- 0	CONFERENCE	2- 2	6- 2	5- 0				
4- 2	0- 0	0- 0	HOME	1- 1	3- 1	3- 0				
4- 2	0- 0	0- 0	AWAY	1- 1	3- 1	2- 0				
0- 0	0- 0	0- 0	NEUTRAL	0- 0	0- 0	0- 0				

RPI 1-25				RPI 26-50				RPI 51-100				RPI 101+				Team's RPI: 110	
RPI	S	Opponent	Score	RPI	S	Opponent	Score	RPI	S	Opponent	Score	RPI	S	Opponent	Score		
30	H	Oklahoma	46 78	76	A	Wyoming	64 53	118	H	BYU	56 54						
32	A	Northern Colo.	55 44	76	H	Wyoming	49 53	131	H	Colorado	67 70						
42	H	Gonzaga	65 49	78	H	New Mexico	74 71	146	A	Fresno St.	45 56						
				99	A	UNLV	52 56	162	H	Idaho	69 83						
								188	A	Nevada	65 59						
								191	H	Boise St.	58 62						
								195	A	Denver	61 56						
								248	H	San Jose St.	63 48						
								249	A	San Diego St.	65 63						
								249	H	San Diego St.	72 43						
								263	H	Morgan St.	60 44						
								266	H	Prairie View	71 59						
								287	H	Utah St.	56 45						
								310	A	Air Force	40 39						
								333	H	N. C. Central	85 48						
LAST 12 Division I GAMES:																	
188	A	Nevada	65 59	76	H	Wyoming	49 53	287	H	Utah St.	56 45						
76	A	Wyoming	64 53	78	H	New Mexico	74 71	146	A	Fresno St.	45 56						
249	H	San Diego St.	72 43	99	A	UNLV	52 56	249	A	San Diego St.	65 63						
310	A	Air Force	40 39					248	H	San Jose St.	63 48						
								191	H	Boise St.	58 62						

Non-Div I Games: Eastern N.M. 75 35

Colorado St.

Average RPI	Win:	237	WON-LOST	WINNING	LAST 10	STRENGTH OF	OPP. STRENGTH	TEAM	ADJ.	CONF.	ADJ CONF.
Average RPI	Loss:	111	RECORD	PCT. RANK	GAMES	SCHEDULE	OF SCHEDULE	RPI	RPI	RPI	RPI
DIV. I ONLY		7- 14	261	2- 8	109	143	190	190	9	9	
DIV. I NON-CONF.		6- 9	214	2- 4	122	144	172	172	9	9	

TOTALS	RPI 1-25		RPI 26-50		W-L RECORDS	RPI 51-100		RPI 101-999		RPI 201+	
7- 14	0- 3		0- 3		OVERALL	0- 2		7- 6		4- 3	
3- 3	0- 1		0- 0		HOME	0- 0		3- 2		1- 2	
4- 8	0- 0		0- 2		AWAY	0- 2		4- 4		3- 1	
0- 3	0- 2		0- 1		NEUTRAL	0- 0		0- 0		0- 0	
6- 9	0- 3		0- 2		NON-CONFERENCE	0- 0		6- 4		3- 2	
3- 2	0- 1		0- 0		HOME	0- 0		3- 1		1- 1	
3- 4	0- 0		0- 1		AWAY	0- 0		3- 3		2- 1	
0- 3	0- 2		0- 1		NEUTRAL	0- 0		0- 0		0- 0	
1- 5	0- 0		0- 1		CONFERENCE	0- 2		1- 2		1- 1	
0- 1	0- 0		0- 0		HOME	0- 0		0- 1		0- 1	
1- 4	0- 0		0- 1		AWAY	0- 2		1- 1		1- 0	
0- 0	0- 0		0- 0		NEUTRAL	0- 0		0- 0		0- 0	

RPI	S	Opponent	Score	RPI	S	Opponent	Score	RPI	S	Opponent	Score	RPI	S	Opponent	Score
3	N	Mississippi St.	54 90	33	N	Arizona St.	48 72	74	A	Harvard	67 85	107	A	Rice	44 67
13	N	Green Bay	43 61	43	A	Houston	53 77	90	A	Penn	51 70	113	A	Dartmouth	65 88
21	H	Buffalo	63 65	48	A	Princeton	47 69					130	H	Saint Francis (PA)	94 81
												184	A	Providence	73 64
												185	A	Hampton	58 60
												196	H	Boston College	68 60
												209	H	Richmond	79 85
												228	H	Hofstra	75 53
												272	A	Cornell	72 54
												272	H	Cornell	47 57
												315	A	Vermont	73 66
												331	A	UMBC	60 44
												347	A	UMass Lowell	70 77

Team's RPI: 190															
LAST 12 Division I GAMES:															
113	A	Dartmouth	65 88	185	A	Hampton	58 60	107	A	Rice	44 67	43	A	Houston	53 77
74	A	Harvard	67 85	228	H	Hofstra	75 53	21	H	Buffalo	63 65	130	H	Saint Francis (PA)	94 81
272	A	Cornell	72 54	51	A	Penn	51 70								
272	H	Cornell	47 57	47	A	Princeton	47 69								

Non-Div I Games:

Columbi a

Average RPI Win: **309**
 Average RPI Loss: **175**

WON-LOST
RECORD

WINNING
PCT. RANK

LAST 10
GAMES

STRENGTH OF
SCHEDULE

OPP. STRENGTH
OF SCHEDULE

TEAM
RPI

ADJ.
RPI

CONF.
RPI

ADJ CONF.
RPI

DIV. I ONLY	6- 16	286	5- 5	231	327	291	291	31	31
DIV. I NON-CONF.	1- 11	331	0- 2	123	191	295	295	31	31

TOTALS	RPI 1-25	RPI 26-50	W-L RECORDS	RPI 51-100	RPI 101-999	RPI 201+			
6- 16	0- 3	0- 1	OVERALL	0- 0	6- 12	6- 7			
6- 1	0- 1	0- 0	HOME	0- 0	6- 0	6- 0			
0- 13	0- 0	0- 0	AWAY	0- 0	0- 2	0- 2			
0- 2	0- 1	0- 0	NEUTRAL	0- 0	0- 1	0- 1			
1- 11	0- 3	0- 1	NON-CONFERENCE	0- 0	1- 7	1- 4			
1- 1	0- 1	0- 0	HOME	0- 0	1- 0	1- 0			
0- 8	0- 1	0- 1	AWAY	0- 0	0- 6	0- 3			
0- 2	0- 1	0- 0	NEUTRAL	0- 0	0- 1	0- 1			
5- 5	0- 0	0- 0	CONFERENCE	0- 0	5- 5	5- 3			
5- 0	0- 0	0- 0	HOME	0- 0	5- 0	5- 0			
0- 5	0- 0	0- 0	AWAY	0- 0	0- 5	0- 3			
0- 0	0- 0	0- 0	NEUTRAL	0- 0	0- 0	0- 0			

RPI 1-25				RPI 26-50				RPI 51-100				RPI 101+ Team's RPI: 291			
RPI	S	Opponent	Score	RPI	S	Opponent	Score	RPI	S	Opponent	Score	RPI	S	Opponent	Score
8	A	Baylor	54 100	46	A	West Virginia	43 101					125	A	SFA	59 72
15	N	Missouri	50 73									129	A	Middle Tenn.	39 69
17	H	Maryland	49 113									145	A	Bethune-Cookman	38 64
												176	A	Charlotte	49 78
												185	A	Hampton	35 67
												222	A	N. C. A&T	63 64
												223	A	Norfolk St.	57 71
												250	N	Manhattan	56 74
												263	H	Morgan St.	55 53
												275	H	Mt. St. Mary's	68 54
												300	A	VCU	47 62
												305	H	UMES	69 63
												312	A	Old Dominion	67 75
												316	A	Charleston So.	58 72
												326	H	South Carolina St.	56 39
												333	A	N. C. Central	52 60
												340	H	Florida A&M	62 56
												343	H	Savannah St.	66 57

LAST 12 Division I GAMES:															
145	A	Bethune-Cookman	38 64	333	A	N. C. Central	52 60								
185	A	Hampton	35 67	340	H	Florida A&M	62 56								
305	H	UMES	69 63	343	H	Savannah St.	66 57								
326	H	South Carolina St.	56 39	223	A	Norfolk St.	57 71								
263	H	Morgan St.	55 53	17	H	Maryland	49 113								
222	A	N. C. A&T	63 64	300	A	VCU	47 62								

Non-Div I Games:

Coppin St.

■ Loss, ■ Non-Conf, ■ S Site, ■ Home ■ Away ■ N Neutral

Average RPI Win:	275	WON-LOST	WINNING	LAST 10	STRENGTH OF	OPP. STRENGTH	TEAM	ADJ.	CONF.	ADJ CONF.
Average RPI Loss:	154	RECORD	PCT. RANK	GAMES	SCHEDULE	OF SCHEDULE	RPI	RPI	RPI	RPI
DIV. I ONLY	5- 14	289	3- 7	256	200	272	272	9	9	
DIV. I NON-CONF.	4- 9	249	2- 4	315	300	296	296	9	9	

TOTALS	RPI 1-25	RPI 26-50	W-L RECORDS	RPI 51-100	RPI 101-999	RPI 201+				
5- 14	0- 0	0- 1	OVERALL	0- 3	5- 10	4- 4				
1- 6	0- 0	0- 0	HOME	0- 0	1- 6	1- 3				
4- 8	0- 0	0- 1	AWAY	0- 3	4- 4	3- 1				
0- 0	0- 0	0- 0	NEUTRAL	0- 0	0- 0	0- 0				
4- 9	0- 0	0- 0	NON-CONFERENCE	0- 1	4- 8	4- 4				
1- 5	0- 0	0- 0	HOME	0- 0	1- 5	1- 3				
3- 4	0- 0	0- 0	AWAY	0- 1	3- 3	3- 1				
0- 0	0- 0	0- 0	NEUTRAL	0- 0	0- 0	0- 0				
1- 5	0- 0	0- 1	CONFERENCE	0- 2	1- 2	0- 0				
0- 1	0- 0	0- 0	HOME	0- 0	0- 1	0- 0				
1- 4	0- 0	0- 1	AWAY	0- 2	1- 1	0- 0				
0- 0	0- 0	0- 0	NEUTRAL	0- 0	0- 0	0- 0				

RPI 1-25				RPI 26-50				RPI 51-100				RPI 101+				Team's RPI: 272	
RPI	S	Opponent	Score	RPI	S	Opponent	Score	RPI	S	Opponent	Score	RPI	S	Opponent	Score		
				48	A	Princeton	54 75	56	A	Drexel	39 61	113	A	Dartmouth	40 55		
								74	A	Harvard	58 80	144	A	Pittsburgh	39 51		
								90	A	Penn	48 68	157	H	Lehigh	57 62		
												160	A	New Hampshire	45 48		
												164	H	Binghamton	58 66		
												190	A	Columbia	57 47		
												190	H	Columbia	54 72		
												204	H	Stony Brook	48 40		
												210	H	Oakland	77 79		
												227	A	Loyola Maryland	63 78		
												243	H	Lafayette	58 59		
												274	H	Colgate	70 74		
												290	A	Canisius	67 59		
												344	A	NJIT	61 46		
												347	A	UMass Lowell	71 53		
LAST 12 Division I GAMES:																	
				74	A	Harvard	58 80	344	A	NJIT	61 46						
				113	A	Dartmouth	40 55	347	A	UMass Lowell	71 53						
				190	H	Columbia	54 72	160	A	New Hampshire	45 48						
				190	A	Columbia	57 47	56	A	Drexel	39 61						
				48	A	Princeton	54 75	164	H	Binghamton	58 66						
				90	A	Penn	48 68	210	H	Oakland	77 79						

Non-Div I Games:

Cornell

Creighton				Through Games Of Feb. 4, 2018							
Average RPI	Win:	111	WON-LOST	WINNING	LAST 10	STRENGTH OF	OPP. STRENGTH	TEAM	ADJ.	CONF.	ADJ. CONF.
Average RPI	Loss:	54	RECORD	PCT. RANK	GAMES	SCHEDULE	OF SCHEDULE	RPI	RPI	RPI	RPI
DIV. I ONLY			14- 9	115	5- 5	17	13	39	39	6	6
DIV. I NON-CONF.			6- 4	122	0- 0	15	12	40	40	6	6

TOTALS	RPI 1-25			RPI 26-50		W-L RECORDS		RPI 51-100		RPI 101-999	RPI 201+
14- 9	0- 4			3- 1		OVERALL		5- 3		6- 1	2- 0
8- 3	0- 2			2- 1		HOME		2- 0		4- 0	0- 0
6- 4	0- 1			1- 0		AWAY		3- 3		2- 0	2- 0
0- 2	0- 1			0- 0		NEUTRAL		0- 0		0- 1	0- 0
6- 4	0- 2			1- 0		NON-CONFERENCE		2- 1		3- 1	1- 0
3- 1	0- 1			1- 0		HOME		0- 0		2- 0	0- 0
3- 1	0- 0			0- 0		AWAY		2- 1		1- 0	1- 0
0- 2	0- 1			0- 0		NEUTRAL		0- 0		0- 1	0- 0
8- 5	0- 2			2- 1		CONFERENCE		3- 2		3- 0	1- 0
5- 2	0- 1			1- 1		HOME		2- 0		2- 0	0- 0
3- 3	0- 1			1- 0		AWAY		1- 2		1- 0	1- 0
0- 0	0- 0			0- 0		NEUTRAL		0- 0		0- 0	0- 0

RPI 1-25				RPI 26-50				Team's RPI: 39				RPI 51-100				RPI 101+			
RPI	S	Opponent	Score	RPI	S	Opponent	Score	RPI	S	Opponent	Score	RPI	S	Opponent	Score	RPI	S	Opponent	Score
6	H	Florida St.	82 92	26	H	Villanova	69 54	57	A	Nebraska	64 49	126	H	Georgetown	69 58				
10	N	UCLA	63 72	31	A	Marquette	74 73	60	A	St. John's (NY)	65 72	153	H	UNI	89 78				
24	A	DePaul	67 77	31	H	Marquette	77 92	60	H	St. John's (NY)	53 39	154	H	Wichita St.	66 61				
24	H	DePaul	54 82	41	H	South Dakota St.	72 65	71	A	South Dakota	68 73	168	N	Washington	64 67				
								86	A	Drake	108 100	184	H	Providence	73 56				
								95	A	Seton Hall	68 51	207	A	Xavier	71 64				
								95	H	Seton Hall	81 64	233	A	Omaha	72 51				
								96	A	Butler	53 59								
LAST 12 Division I GAMES:																			
				31	A	Marquette	74 73					184	H	Providence	73 56				
				24	A	DePaul	67 77					24	H	DePaul	54 82				
				95	H	Seton Hall	81 64					31	H	Marquette	77 92				
				60	H	St. John's (NY)	53 39					60	A	St. John's (NY)	65 72				
				207	A	Xavier	71 64					95	A	Seton Hall	68 51				
				96	A	Butler	53 59					126	H	Georgetown	69 58				

Non-Div I Games:

Creighton

Average RPI	Win:	212	WON-LOST	WINNING	LAST 10	STRENGTH OF	OPP. STRENGTH	TEAM	ADJ.	CONF.	ADJ CONF.
Average RPI	Loss:	98	RECORD	PCT. RANK	GAMES	SCHEDULE	OF SCHEDULE	RPI	RPI	RPI	RPI
DIV. I ONLY		12- 7		106	5- 5	157	154	113	113	9	9
DIV. I NON-CONF.		8- 5		111	2- 4	202	203	121	121	9	9

TOTALS	RPI 1-25		RPI 26-50		W-L RECORDS	RPI 51-100		RPI 101-999		RPI 201+	
12- 7	0- 1		0- 0		OVERALL	1- 3		11- 3		5- 0	
9- 2	0- 0		0- 0		HOME	1- 1		8- 1		4- 0	
3- 5	0- 1		0- 0		AWAY	0- 2		3- 2		1- 0	
0- 0	0- 0		0- 0		NEUTRAL	0- 0		0- 0		0- 0	
8- 5	0- 1		0- 0		NON-CONFERENCE	0- 2		8- 2		4- 0	
5- 1	0- 0		0- 0		HOME	0- 1		5- 0		3- 0	
3- 4	0- 1		0- 0		AWAY	0- 1		3- 2		1- 0	
0- 0	0- 0		0- 0		NEUTRAL	0- 0		0- 0		0- 0	
4- 2	0- 0		0- 0		CONFERENCE	1- 1		3- 1		1- 0	
4- 1	0- 0		0- 0		HOME	1- 0		3- 1		1- 0	
0- 1	0- 0		0- 0		AWAY	0- 1		0- 0		0- 0	
0- 0	0- 0		0- 0		NEUTRAL	0- 0		0- 0		0- 0	

RPI 1-25				RPI 26-50				RPI 51-100				RPI 101+				Team's RPI: 113
RPI	S	Opponent	Score	RPI	S	Opponent	Score	RPI	S	Opponent	Score	RPI	S	Opponent	Score	
5	A	Ohio St.	70 103					66	A	Albany (NY)	61 76	116	H	Yale	39 57	
								74	A	Harvard	65 76	121	H	Brown	78 73	
								74	H	Harvard	63 56	131	A	Colorado	81 75	
								81	H	Maine	51 64	160	H	New Hampshire	57 49	
												164	A	Binghamton	64 80	
												169	A	Marist	60 51	
												180	A	Army West Point	56 71	
												190	H	Columbia	88 65	
												196	H	Boston College	68 57	
												240	A	Holy Cross	76 74	
												272	H	Cornell	55 40	
												315	H	Vermont	66 56	
												332	H	Rhode Island	70 54	
												344	H	NJIT	81 50	
LAST 12 Division I GAMES:																
190	H	Columbia	88 65	164	A	Binghamton	64 80									
272	H	Cornell	55 40	66	A	Albany (NY)	61 76									
116	H	Yale	39 57	240	A	Holy Cross	76 74									
121	H	Brown	78 73	5	A	Ohio St.	70 103									
74	A	Harvard	65 76	131	A	Colorado	81 75									
74	H	Harvard	63 56	81	H	Maine	51 64									

Non-Div I Games:

Dartmouth

Average RPI Win:	256	WON-LOST	WINNING	LAST 10	STRENGTH OF	OPP. STRENGTH	TEAM	ADJ.	CONF.	ADJ CONF.
Average RPI Loss:	89	RECORD	PCT. RANK	GAMES	SCHEDULE	OF SCHEDULE	RPI	RPI	RPI	RPI
DIV. I ONLY	10- 14	222	5- 5	89	164	152	152	12	12	
DIV. I NON-CONF.	5- 8	220	0- 1	67	187	140	140	10	10	

TOTALS	RPI 1-25	RPI 26-50	W-L RECORDS	RPI 51-100	RPI 101-999	RPI 201+				
10- 14	0- 1	0- 3	OVERALL	0- 6	10- 4	8- 1				
4- 6	0- 0	0- 2	HOME	0- 2	4- 2	3- 1				
6- 8	0- 1	0- 1	AWAY	0- 4	6- 2	5- 0				
0- 0	0- 0	0- 0	NEUTRAL	0- 0	0- 0	0- 0				
5- 8	0- 1	0- 2	NON-CONFERENCE	0- 2	5- 3	3- 1				
2- 3	0- 0	0- 1	HOME	0- 1	2- 1	1- 1				
3- 5	0- 1	0- 1	AWAY	0- 1	3- 2	2- 0				
0- 0	0- 0	0- 0	NEUTRAL	0- 0	0- 0	0- 0				
5- 6	0- 0	0- 1	CONFERENCE	0- 4	5- 1	5- 0				
2- 3	0- 0	0- 1	HOME	0- 1	2- 1	2- 0				
3- 3	0- 0	0- 0	AWAY	0- 3	3- 0	3- 0				
0- 0	0- 0	0- 0	NEUTRAL	0- 0	0- 0	0- 0				

RPI 1-25				RPI 26-50				RPI 51-100				RPI 101+ Team's RPI: 152			
RPI	S	Opponent	Score	RPI	S	Opponent	Score	RPI	S	Opponent	Score	RPI	S	Opponent	Score
18	A	NC State	49 73	44	H	Dayton	68 85	51	H	Duquesne	54 79	112	H	George Washington	48 53
				47	A	UCF	54 62	58	A	Mercer	54 69	137	A	William & Mary	55 73
				48	H	Princeton	57 63	69	H	Elon	58 75	148	A	High Point	82 74
								73	A	Fordham	58 66	176	H	Charlotte	68 66
								89	A	Saint Louis	72 88	187	A	Furman	62 65
								97	A	George Mason	61 74	209	A	Richmond	68 65
												217	H	Gardner-Webb	65 70
												239	A	St. Bonaventure	75 68
												244	H	UNC Asheville	58 50
												271	A	Appalachian St.	59 57
												289	H	Massachusetts	87 81
												324	A	Western Caro.	70 57
												332	A	Rhode Island	79 67
												332	H	Rhode Island	77 67
LAST 12 Division I GAMES:															
89	A	Saint Louis	72 88	209	A	Richmond	68 65								
332	A	Rhode Island	79 67	73	A	Fordham	58 66								
44	H	Dayton	68 85	332	H	Rhode Island	77 67								
289	H	Massachusetts	87 81	51	H	Duquesne	54 79								
239	A	St. Bonaventure	75 68	97	A	George Mason	61 74								
112	H	George Washington	48 53	47	A	UCF	54 62								

Non-Div I Games:

Davidson

Average RPI Win: 178

Average RPI Loss: 41

WON-LOST
RECORDWINNING
PCT. RANKLAST 10
GAMESSTRENGTH OF
SCHEDULEOPP. STRENGTH
OF SCHEDULETEAM
RPIADJ.
RPICONF.
RPIADJ CONF.
RPIDIV. I ONLY
DIV. I NON-CONF.18- 4
7- 420
10210- 0
1- 0129
56101
7744
6944
6912
1012
10

TOTALS

RPI 1-25

RPI 26-50

W-L RECORDS

RPI 51-100

RPI 101-999

RPI 201+

18- 4

0- 1

1- 1

OVERALL

6- 2

11- 0

8- 0

10- 1

0- 1

1- 0

HOME

3- 0

6- 0

5- 0

5- 2

0- 0

0- 0

AWAY

1- 2

4- 0

2- 0

3- 1

0- 0

0- 1

NEUTRAL

2- 0

1- 0

1- 0

7- 4

0- 1

1- 1

NON-CONFERENCE

3- 2

3- 0

3- 0

4- 1

0- 1

1- 0

HOME

1- 0

2- 0

2- 0

0- 2

0- 0

0- 0

AWAY

0- 2

0- 0

0- 0

3- 1

0- 0

0- 1

NEUTRAL

2- 0

1- 0

1- 0

11- 0

0- 0

0- 0

CONFERENCE

3- 0

8- 0

5- 0

6- 0

0- 0

0- 0

HOME

2- 0

4- 0

3- 0

5- 0

0- 0

0- 0

AWAY

1- 0

4- 0

2- 0

0- 0

0- 0

0- 0

NEUTRAL

0- 0

0- 0

0- 0

RPI 1-25

RPI 26-50

Team's RPI: 44

RPI 51-100

RPI 101+

RPI	S	Opponent	Score
13	H	Green Bay	64 75

RPI	S	Opponent	Score
27	N	South Fla.	87 93
29	H	Virginia	61 46

RPI	S	Opponent	Score
51	H	Duquesne	79 70
61	A	Tol edo	50 68
62	A	Qui nni pi ac	66 72
73	A	Fordham	63 62
74	N	Harvard	72 66
82	H	James Madi son	82 54
89	H	Sai nt Loui s	101 76
98	N	Tul ane	71 65

RPI	S	Opponent	Score
112	H	George Washi ngton	66 55
152	A	Davi dson	85 68
181	A	Sai nt Joseph' s	65 59
209	A	Rich mond	66 59
232	A	La Salle	76 47
239	H	St. Bonaventure	80 59
263	H	Morgan St.	88 52
300	H	VCU	74 64
332	H	Rhode Isl and	116 58
338	H	Ark. -Pi ne Bl uff	81 43
341	N	Mi ssi ssi ppi Val .	65 46

LAST 12 Division I GAMES:

300	H	VCU	74 64	89	H	Saint Loui s	101 76
51	H	Duquesne	79 70	239	H	St. Bonaventure	80 59
152	A	Davi dson	85 68	181	A	Saint Joseph' s	65 59
209	A	Rich mond	66 59	332	H	Rhode Isl and	116 58
112	H	George Washi ngton	66 55	232	A	La Salle	76 47
73	A	Fordham	63 62	341	N	Mi ssi ssi ppi Val .	65 46

D
a
y
t
o
nD
a
y
t
o
n

Non-Div I Games:

Dayton

■ Loss, ■ Non-Conf, S Site, ■ Home ■ Away N Neutral

DePaul

Through Games Of Feb. 4, 2018

Average RPI Win:	126	WON-LOST	WINNING	LAST 10	STRENGTH OF	OPP. STRENGTH	TEAM	ADJ.	CONF.	ADJ CONF.
Average RPI Loss:	21	RECORD	PCT. RANK	GAMES	SCHEDULE	OF SCHEDULE	RPI	RPI	RPI	RPI
DIV. I ONLY	18- 6	45	8- 2	31	8	24	24	6	6	
DIV. I NON-CONF.	8- 4	87	0- 0	23	2	43	43	6	6	

TOTALS	RPI 1-25	RPI 26-50	W-L RECORDS	RPI 51-100	RPI 101-999	RPI 201+				
18- 6	0- 2	5- 4	OVERALL	5- 0	8- 0	3- 0				
12- 2	0- 1	3- 1	HOME	5- 0	4- 0	3- 0				
4- 3	0- 1	1- 2	AWAY	0- 0	3- 0	0- 0				
2- 1	0- 0	1- 1	NEUTRAL	0- 0	1- 0	0- 0				
8- 4	0- 2	2- 2	NON-CONFERENCE	2- 0	4- 0	2- 0				
5- 2	0- 1	1- 1	HOME	2- 0	2- 0	2- 0				
1- 1	0- 1	0- 0	AWAY	0- 0	1- 0	0- 0				
2- 1	0- 0	1- 1	NEUTRAL	0- 0	1- 0	0- 0				
10- 2	0- 0	3- 2	CONFERENCE	3- 0	4- 0	1- 0				
7- 0	0- 0	2- 0	HOME	3- 0	2- 0	1- 0				
3- 2	0- 0	1- 2	AWAY	0- 0	2- 0	0- 0				
0- 0	0- 0	0- 0	NEUTRAL	0- 0	0- 0	0- 0				

RPI 1-25

Team's RPI: 24

RPI	S	Opponent	Score
1	H	UConn	69 103
2	A	Notre Dame	82 91

RPI 26-50

RPI	S	Opponent	Score
26	A	Villanova	58 84
30	H	Oklahoma	111 108
31	A	Marquette	81 93
31	H	Marquette	95 83
32	H	Northern Colo.	88 94
36	N	FGCU	84 89
39	A	Creighton	82 54
39	H	Creighton	77 67
42	N	Gonzaga	88 71

RPI 51-100

RPI	S	Opponent	Score
60	H	St. John's (NY)	76 67
63	H	IUPUI	85 71
89	H	Saint Louis	86 78
95	H	Seton Hall	89 66
96	H	Butler	87 65

RPI 101+

RPI	S	Opponent	Score
126	A	Georgetown	78 62
177	N	Memphis	81 67
184	A	Providence	71 48
184	H	Providence	81 47
189	A	Northwestern	92 63
207	H	Xavier	79 48
292	H	Loyola Chicago	88 47
327	H	Delaware St.	110 71

LAST 12 Division I GAMES:

184	H	Providence	81 47	207	H	Xavier	79 48
39	H	Creighton	77 67	39	A	Creighton	82 54
31	H	Marquette	95 83	184	A	Providence	71 48
126	A	Georgetown	78 62	31	A	Marquette	81 93
26	A	Villanova	58 84	60	H	St. John's (NY)	76 67
96	H	Butler	87 65	95	H	Seton Hall	89 66

DePaul

Non-Div I Games:

DePaul

Loss, Non-Conf, S Site, H Home A Away N Neutral

Page 65

Delaware

Del aware				Through Games Of Feb. 4, 2018							
Average RPI	Win:	224	WON-LOST	WINNING	LAST 10	STRENGTH OF	OPP. STRENGTH	TEAM	ADJ.	CONF.	ADJ CONF.
Average RPI	Loss:	126	RECORD	PCT. RANK	GAMES	SCHEDULE	OF SCHEDULE	RPI	RPI	RPI	RPI
DIV. I ONLY		13- 8		110	6- 4	220	173	127	127	10	10
DIV. I NON-CONF.		7- 4		102	2- 0	262	245	145	145	12	12

TOTALS	RPI 1-25		RPI 26-50		W-L RECORDS	RPI 51-100		RPI 101-999		RPI 201+	
13- 8	0- 1		0- 1		OVERALL	2- 2		11- 4		9- 2	
6- 2	0- 0		0- 0		HOME	2- 0		4- 2		4- 1	
6- 5	0- 1		0- 1		AWAY	0- 2		6- 1		4- 0	
1- 1	0- 0		0- 0		NEUTRAL	0- 0		1- 1		1- 1	
7- 4	0- 1		0- 1		NON-CONFERENCE	1- 0		6- 2		4- 2	
3- 1	0- 0		0- 0		HOME	1- 0		2- 1		2- 1	
3- 2	0- 1		0- 1		AWAY	0- 0		3- 0		1- 0	
1- 1	0- 0		0- 0		NEUTRAL	0- 0		1- 1		1- 1	
6- 4	0- 0		0- 0		CONFERENCE	1- 2		5- 2		5- 0	
3- 1	0- 0		0- 0		HOME	1- 0		2- 1		2- 0	
3- 3	0- 0		0- 0		AWAY	0- 2		3- 1		3- 0	
0- 0	0- 0		0- 0		NEUTRAL	0- 0		0- 0		0- 0	

RPI 1-25				RPI 26-50				RPI 51-100				RPI 101+ Team's RPI: 127			
RPI	S	Opponent	Score	RPI	S	Opponent	Score	RPI	S	Opponent	Score	RPI	S	Opponent	Score
21	A	Buffalo	73 87	48	A	Princeton	60 78	56	A	Drexel	53 74	133	A	Northeastern	59 73
								67	H	American	72 56	133	H	Northeastern	53 64
								69	A	Elon	51 64	165	A	Hartford	72 63
								69	H	Elon	80 66	180	A	Army West Point	70 59
												203	H	Boston U.	79 85
												227	H	Loyola Maryland	71 38
												228	A	Hofstra	58 51
												239	A	St. Bonaventure	53 52
												261	A	Col. of Charleston	68 59
												265	A	UNCW	82 49
												265	H	UNCW	80 62
												269	H	Towson	51 49
												327	H	Delaware St.	84 49
												342	N	Saint Peter's	87 90
												346	N	Eastern Ill.	66 37
LAST 12 Division I GAMES:															
133	A	Northeastern	59 73	228	A	Hofstra	58 51								
265	H	UNCW	80 62	261	A	Col. of Charleston	68 59								
133	H	Northeastern	53 64	69	H	Elon	80 66								
69	A	Elon	51 64	56	A	Drexel	53 74								
265	A	UNCW	82 49	227	H	Loyola Maryland	71 38								
269	H	Towson	51 49	327	H	Delaware St.	84 49								

Non-Div I Games:

Del aware

Average RPI Win:	320	WON-LOST	WINNING	LAST 10	STRENGTH OF	OPP. STRENGTH	TEAM	ADJ.	CONF.	ADJ CONF.
Average RPI Loss:	173	RECORD	PCT. RANK	GAMES	SCHEDULE	OF SCHEDULE	RPI	RPI	RPI	RPI
DIV. I ONLY	4- 18	313	3- 6	265	295	327	327	31	31	
DIV. I NON-CONF.	1- 12	335	0- 2	135	123	300	300	31	31	

TOTALS	RPI 1-25	RPI 26-50	W-L RECORDS	RPI 51-100	RPI 101-999	RPI 201+				
4- 18	0- 1	0- 1	OVERALL	0- 1	4- 15	4- 5				
3- 6	0- 0	0- 0	HOME	0- 1	3- 5	3- 3				
1- 10	0- 0	0- 0	AWAY	0- 0	1- 4	1- 1				
0- 2	0- 0	0- 0	NEUTRAL	0- 0	0- 2	0- 0				
1- 12	0- 1	0- 1	NON-CONFERENCE	0- 1	1- 9	1- 1				
1- 3	0- 0	0- 0	HOME	0- 1	1- 2	1- 1				
0- 7	0- 1	0- 1	AWAY	0- 0	0- 5	0- 0				
0- 2	0- 0	0- 0	NEUTRAL	0- 0	0- 2	0- 0				
3- 6	0- 0	0- 0	CONFERENCE	0- 0	3- 6	3- 4				
2- 3	0- 0	0- 0	HOME	0- 0	2- 3	2- 2				
1- 3	0- 0	0- 0	AWAY	0- 0	1- 3	1- 2				
0- 0	0- 0	0- 0	NEUTRAL	0- 0	0- 0	0- 0				

RPI 1-25				RPI 26-50				RPI 51-100				RPI 101+				Team's RPI: 327
RPI	S	Opponent	Score	RPI	S	Opponent	Score	RPI	S	Opponent	Score	RPI	S	Opponent	Score	
24	A	DePaul	71 110	34	A	Michigan	36 105	56	H	Drexel	52 73	119	N	Ole Miss	58 110	
												127	A	Delaware	49 84	
												136	A	Kansas	49 81	
												145	H	Bethune-Cookman	60 68	
												147	H	Robert Morris	42 65	
												156	N	Stetson	43 58	
												174	A	Temple	72 96	
												178	A	Florida	51 85	
												179	A	Fla. Atlantic	67 90	
												185	A	Hampton	62 66	
												222	H	N. C. A&T	48 66	
												232	H	La Salle	48 71	
												263	A	Morgan St.	62 54	
												326	H	South Carolina St.	58 44	
												333	A	N. C. Central	60 76	
												333	H	N. C. Central	67 74	
												340	A	Florida A&M	54 59	
												343	H	Savannah St.	93 79	
												349	H	Longwood	60 56	
LAST 12 Division I GAMES:																
333	A	N. C. Central	60 76	222	H	N. C. A&T	48 66									
343	H	Savannah St.	93 79	326	H	South Carolina St.	58 44									
263	A	Morgan St.	62 54	333	H	N. C. Central	67 74									
145	H	Bethune-Cookman	60 68	156	N	Stetson	43 58									
340	A	Florida A&M	54 59	179	A	Fla. Atlantic	67 90									
185	A	Hampton	62 66	178	A	Florida	51 85									

Non-Div I Games:

Delaware St.

■ Loss,
 ■ Non-Conf,
 ■ S Site,
 ■ Home
 ■ A Away
 N Neutral

Average RPI Win:	288	WON-LOST	WINNING	LAST 10	STRENGTH OF	OPP. STRENGTH	TEAM	ADJ.	CONF.	ADJ CONF.
Average RPI Loss:	89	RECORD	PCT. RANK	GAMES	SCHEDULE	OF SCHEDULE	RPI	RPI	RPI	RPI
DIV. I ONLY	12- 11	166	5- 5	259	172	195	195	14	14	
DIV. I NON-CONF.	8- 6	143	2- 1	295	190	208	208	17	17	

TOTALS	RPI 1-25	RPI 26-50	W-L RECORDS	RPI 51-100	RPI 101-999	RPI 201+				
12- 11	0- 0	0- 2	OVERALL	0- 5	12- 4	12- 1				
4- 5	0- 0	0- 2	HOME	0- 2	4- 1	4- 0				
7- 4	0- 0	0- 0	AWAY	0- 2	7- 2	7- 1				
1- 2	0- 0	0- 0	NEUTRAL	0- 1	1- 1	1- 0				
8- 6	0- 0	0- 1	NON-CONFERENCE	0- 3	8- 2	8- 0				
2- 3	0- 0	0- 1	HOME	0- 1	2- 1	2- 0				
5- 1	0- 0	0- 0	AWAY	0- 1	5- 0	5- 0				
1- 2	0- 0	0- 0	NEUTRAL	0- 1	1- 1	1- 0				
4- 5	0- 0	0- 1	CONFERENCE	0- 2	4- 2	4- 1				
2- 2	0- 0	0- 1	HOME	0- 1	2- 0	2- 0				
2- 3	0- 0	0- 0	AWAY	0- 1	2- 2	2- 1				
0- 0	0- 0	0- 0	NEUTRAL	0- 0	0- 0	0- 0				

RPI 1-25				RPI 26-50				RPI 51-100				RPI 101+				Team's RPI: 195	
RPI	S	Opponent	Score	RPI	S	Opponent	Score	RPI	S	Opponent	Score	RPI	S	Opponent	Score		
				32	H	Northern Colo.	63 71	67	A	American	53 66	104	A	Western Ill.	93 118		
				41	H	South Dakota St.	58 69	71	A	South Dakota	51 79	108	N	Liberty	69 82		
								71	H	South Dakota	60 82	110	H	Colorado St.	56 61		
								76	H	Wyoming	51 61	205	A	Oral Roberts	60 90		
								94	N	Miami (OH)	52 69	208	N	Eastern Mich.	60 54		
												233	A	Omaha	85 74		
												257	A	UMKC	77 68		
												268	H	North Dakota St.	98 79		
												287	A	Utah St.	74 72		
												298	A	Cal St. Fullerton	83 58		
												306	H	Utah Valley	72 53		
												310	A	Air Force	75 54		
												318	A	Fort Wayne	73 55		
												318	H	Fort Wayne	86 65		
												322	H	Northern Ariz.	80 73		
												331	A	UMBC	70 48		
LAST 12 Division I GAMES:																	
				318	H	Fort Wayne	86 65	41	H	South Dakota St.	58 69						
				71	H	South Dakota	60 82	318	A	Fort Wayne	73 55						
				104	A	Western Ill.	93 118	306	H	Utah Valley	72 53						
				205	A	Oral Roberts	60 90	71	A	South Dakota	51 79						
				233	A	Omaha	85 74	257	A	UMKC	77 68						
				268	H	North Dakota St.	98 79	108	N	Liberty	69 82						

Non-Div I Games: Chadron St. 99 55

Denver

Average RPI Win:	314	WON-LOST	WINNING	LAST 10	STRENGTH OF	OPP. STRENGTH	TEAM	ADJ.	CONF.	ADJ CONF.
Average RPI Loss:	139	RECORD	PCT. RANK	GAMES	SCHEDULE	OF SCHEDULE	RPI	RPI	RPI	RPI
DIV. I ONLY	1- 21	346	1- 9	137	125	308	308	11	11	
DIV. I NON-CONF.	0- 11	337	0- 1	182	60	335	335	13	13	

TOTALS	RPI 1-25	RPI 26-50	W-L RECORDS	RPI 51-100	RPI 101-999	RPI 201+				
1- 21	0- 1	0- 1	OVERALL	0- 5	1- 14	1- 6				
0- 11	0- 1	0- 1	HOME	0- 3	0- 6	0- 3				
1- 8	0- 0	0- 0	AWAY	0- 2	1- 6	1- 2				
0- 2	0- 0	0- 0	NEUTRAL	0- 0	0- 2	0- 1				
0- 11	0- 0	0- 1	NON-CONFERENCE	0- 3	0- 7	0- 2				
0- 5	0- 0	0- 1	HOME	0- 2	0- 2	0- 1				
0- 4	0- 0	0- 0	AWAY	0- 1	0- 3	0- 0				
0- 2	0- 0	0- 0	NEUTRAL	0- 0	0- 2	0- 1				
1- 10	0- 1	0- 0	CONFERENCE	0- 2	1- 7	1- 4				
0- 6	0- 1	0- 0	HOME	0- 1	0- 4	0- 2				
1- 4	0- 0	0- 0	AWAY	0- 1	1- 3	1- 2				
0- 0	0- 0	0- 0	NEUTRAL	0- 0	0- 0	0- 0				

RPI 1-25				RPI 26-50				RPI 51-100				RPI 101+ Team's RPI: 308			
RPI	S	Opponent	Score	RPI	S	Opponent	Score	RPI	S	Opponent	Score	RPI	S	Opponent	Score
13	H	Green Bay	27 85	34	H	Michigan	50 86	59	H	Michigan St.	60 97	109	A	Western Mich.	62 74
								61	H	Tol edo	64 81	114	H	Milwaukee	61 70
								63	A	IUPUI	62 90	124	A	Cleveland St.	50 75
								93	H	Wright St.	60 88	124	H	Cleveland St.	76 90
								94	A	Miami (OH)	64 91	137	A	Kent St.	74 82
												149	N	Clemson	44 72
												182	H	Bowling Green	81 85
												200	A	Illinois	65 73
												208	H	Eastern Mich.	76 78
												210	A	Oakland	50 83
												225	A	Youngstown St.	59 76
												225	H	Youngstown St.	52 72
												237	H	Northern Ky.	67 78
												251	N	North Texas	57 63
												314	A	Ill. -Chicago	61 58

LAST 12 Division I GAMES:															
225	H	Youngstown St.	52 72	63	A	IUPUI	62 90								
124	H	Cleveland St.	76 90	93	H	Wright St.	60 88								
210	A	Oakland	50 83	237	H	Northern Ky.	67 78								
114	H	Milwaukee	61 70	124	A	Cleveland St.	50 75								
13	H	Green Bay	27 85	225	A	Youngstown St.	59 76								
314	A	Ill. -Chicago	61 58	61	H	Tol edo	64 81								

Non-Div I Games:

Detroit Mercy

Average RPI Win: 203

Average RPI Loss: 48

WON-LOST
RECORDWINNING
PCT. RANKLAST 10
GAMESSTRENGTH OF
SCHEDULEOPP. STRENGTH
OF SCHEDULETEAM
RPIADJ.
RPICONF.
RPIADJ CONF.
RPIDIV. I ONLY
DIV. I NON-CONF.15- 7
4- 774
22610- 0
0- 1106
17131
2286
13686
13624
2224
22

TOTALS

RPI 1-25

RPI 26-50

W-L RECORDS

RPI 51-100

RPI 101-999

RPI 201+

15- 7

0- 2

0- 2

OVERALL

0- 3

15- 0

7- 0

10- 3

0- 0

0- 2

HOME

0- 1

10- 0

4- 0

4- 3

0- 2

0- 0

AWAY

0- 1

4- 0

2- 0

1- 1

0- 0

0- 0

NEUTRAL

0- 1

1- 0

1- 0

4- 7

0- 2

0- 2

NON-CONFERENCE

0- 3

4- 0

1- 0

3- 3

0- 0

0- 2

HOME

0- 1

3- 0

0- 0

0- 3

0- 2

0- 0

AWAY

0- 1

0- 0

0- 0

1- 1

0- 0

0- 0

NEUTRAL

0- 1

1- 0

1- 0

11- 0

0- 0

0- 0

CONFERENCE

0- 0

11- 0

6- 0

7- 0

0- 0

0- 0

HOME

0- 0

7- 0

4- 0

4- 0

0- 0

0- 0

AWAY

0- 0

4- 0

2- 0

0- 0

0- 0

0- 0

NEUTRAL

0- 0

0- 0

0- 0

RPI 1-25

RPI 26-50

RPI 51-100 Team's RPI: 86

RPI 101+

RPI	S	Opponent	Score
7	A	Oregon	77 110
22	A	Iowa	66 79

RPI	S	Opponent	Score
39	H	Creighton	100 108
41	H	South Dakota St.	78 85

RPI	S	Opponent	Score
57	H	Nebraska	84 89
76	A	Wyoming	61 75
97	N	George Mason	75 87

RPI	S	Opponent	Score
108	H	Liberty	96 68
114	H	Millwaukee	77 73
115	H	Iowa St.	83 80
117	A	Missouri St.	80 68
117	H	Missouri St.	84 65
140	A	Southern Ill.	75 64
140	H	Southern Ill.	84 73
153	H	UNI	81 64
245	A	Bradley	84 75
255	H	Indiana St.	85 64
267	A	Illinois St.	65 58
288	H	Valparaiso	86 50
292	H	Loyola Chicago	72 46
341	N	Mississippi Val.	96 60
348	H	Evansville	107 66

LAST 12 Division I GAMES:

117	H	Missouri St.	84 65
140	H	Southern Ill.	84 73
245	A	Bradley	84 75
267	A	Illinois St.	65 58
153	H	UNI	81 64
348	H	Evansville	107 66
255	H	Indiana St.	85 64
140	A	Southern Ill.	75 64
117	A	Missouri St.	80 68
292	H	Loyola Chicago	72 46
288	H	Valparaiso	86 50
22	A	Iowa	66 79

Non-Div I Games: Iowa Wesleyan 102 25

Drake

Loss, Non-Conf, S Site, H Home A Away N Neutral

Average RPI Win:	198	WON-LOST	WINNING	LAST 10	STRENGTH OF	OPP. STRENGTH	TEAM	ADJ.	CONF.	ADJ CONF.
Average RPI Loss:	62	RECORD	PCT. RANK	GAMES	SCHEDULE	OF SCHEDULE	RPI	RPI	RPI	RPI
DIV. I ONLY	18- 5	33	9- 1	143	136	56	56	10	10	
DIV. I NON-CONF.	8- 4	87	1- 0	189	96	86	86	12	12	

TOTALS	RPI 1-25	RPI 26-50	W-L RECORDS	RPI 51-100	RPI 101-999	RPI 201+				
18- 5	0- 0	0- 2	OVERALL	2- 3	16- 0	10- 0				
10- 0	0- 0	0- 0	HOME	1- 0	9- 0	6- 0				
7- 3	0- 0	0- 1	AWAY	0- 2	7- 0	4- 0				
1- 2	0- 0	0- 1	NEUTRAL	1- 1	0- 0	0- 0				
8- 4	0- 0	0- 2	NON-CONFERENCE	1- 2	7- 0	5- 0				
4- 0	0- 0	0- 0	HOME	0- 0	4- 0	3- 0				
3- 2	0- 0	0- 1	AWAY	0- 1	3- 0	2- 0				
1- 2	0- 0	0- 1	NEUTRAL	1- 1	0- 0	0- 0				
10- 1	0- 0	0- 0	CONFERENCE	1- 1	9- 0	5- 0				
6- 0	0- 0	0- 0	HOME	1- 0	5- 0	3- 0				
4- 1	0- 0	0- 0	AWAY	0- 1	4- 0	2- 0				
0- 0	0- 0	0- 0	NEUTRAL	0- 0	0- 0	0- 0				

RPI 1-25				RPI 26-50				RPI 51-100				Team's RPI : 56				RPI 101+			
RPI	S	Opponent	Score	RPI	S	Opponent	Score	RPI	S	Opponent	Score	RPI	S	Opponent	Score	RPI	S	Opponent	Score
38	A	Syracuse	62 72	46	N	West Virginia	42 75	64	N	Virginia Tech	67 79	69	H	Elon	58 56	127	H	Delaware	74 53
								80	A	Penn St.	70 84	82	A	James Madison	48 56	133	A	Northeastern	69 58
								96	N	Butler	76 62					133	H	Northeastern	58 50
																135	H	Bucknell	63 54
																137	A	William & Mary	65 58
																181	A	Saint Joseph's	65 58
																228	A	Hofstra	58 47
																228	H	Hofstra	47 38
																229	A	Niagara	66 65
																232	H	La Salle	79 54
																243	H	Lafayette	52 37
																261	A	Col. of Charleston	80 53
																265	H	UNCW	68 42
																269	H	Towson	78 53
																272	H	Cornell	61 39
																327	A	Delaware St.	73 52
LAST 12 Division I GAMES:																			
261	A	Col. of Charleston	80 53	269	H	Towson	78 53	133	H	Northeastern	58 50	69	H	Elon	58 56	228	A	Hofstra	58 47
133	A	Northeastern	69 58	265	H	UNCW	68 42	82	A	James Madison	48 56	137	A	William & Mary	65 58	127	H	Delaware	74 53
228	H	Hofstra	47 38	272	H	Cornell	61 39												

Non-Div I Games:

Drexel

Average RPI Win:	139	WON-LOST	WINNING	LAST 10	STRENGTH OF	OPP. STRENGTH	TEAM	ADJ.	CONF.	ADJ CONF.
Average RPI Loss:	33	RECORD	PCT. RANK	GAMES	SCHEDULE	OF SCHEDULE	RPI	RPI	RPI	RPI
DIV. I ONLY	18- 6	45	7- 3	29	26	19	19	1	1	
DIV. I NON-CONF.	11- 2	22	1- 0	85	98	22	22	1	1	

TOTALS	RPI 1-25	RPI 26-50	W-L RECORDS	RPI 51-100	RPI 101-999	RPI 201+				
18- 6	2- 3	2- 1	OVERALL	4- 2	10- 0	5- 0				
13- 1	2- 1	2- 0	HOME	3- 0	6- 0	3- 0				
5- 5	0- 2	0- 1	AWAY	1- 2	4- 0	2- 0				
0- 0	0- 0	0- 0	NEUTRAL	0- 0	0- 0	0- 0				
11- 2	1- 1	1- 1	NON-CONFERENCE	2- 0	7- 0	5- 0				
9- 0	1- 0	1- 0	HOME	2- 0	5- 0	3- 0				
2- 2	0- 1	0- 1	AWAY	0- 0	2- 0	2- 0				
0- 0	0- 0	0- 0	NEUTRAL	0- 0	0- 0	0- 0				
7- 4	1- 2	1- 0	CONFERENCE	2- 2	3- 0	0- 0				
4- 1	1- 1	1- 0	HOME	1- 0	1- 0	0- 0				
3- 3	0- 1	0- 0	AWAY	1- 2	2- 0	0- 0				
0- 0	0- 0	0- 0	NEUTRAL	0- 0	0- 0	0- 0				

RPI	S	Opponent	Score	RPI	S	Opponent	Score	RPI	S	Opponent	Score	RPI	S	Opponent	Score
2	H	Notre Dame	54 72	26	A	Villanova	55 64	54	A	Miami (FL)	48 51	102	A	Wake Forest	80 67
4	A	Louisville	60 66	29	H	Virginia	55 48	64	A	Virginia Tech	86 75	108	H	Liberty	68 51
5	H	Ohio St.	69 60	50	H	Oregon St.	72 65	65	H	Georgia Tech	77 59	144	A	Pittsburgh	58 46
18	H	NC State	69 56					76	H	Wyoming	63 40	148	H	High Point	77 50
23	A	South Carolina	52 72					81	H	Maine	69 39	196	H	Boston College	75 50
								91	A	North Carolina	86 92	231	H	UNCG	85 54
												260	H	Presbyterian	79 45
												280	A	Grand Canyon	74 61
												312	A	Old Dominion	84 51
												339	H	Winthrop	101 30

LAST 12 Division I GAMES:															
2	H	Notre Dame	54 72	29	H	Virginia	55 48	102	A	Wake Forest	80 67				
65	H	Georgia Tech	77 59					18	H	NC State	69 56				
144	A	Pittsburgh	58 46					4	A	Louisville	60 66				
196	H	Boston College	75 50					54	A	Miami (FL)	48 51				
91	A	North Carolina	86 92					108	H	Liberty	68 51				
64	A	Virginia Tech	86 75												

Non-Div I Games:

Duke

Average RPI Win:	190	WON-LOST	WINNING	LAST 10	STRENGTH OF	OPP. STRENGTH	TEAM	ADJ.	CONF.	ADJ CONF.
Average RPI Loss:	91	RECORD	PCT. RANK	GAMES	SCHEDULE	OF SCHEDULE	RPI	RPI	RPI	RPI
DIV. I ONLY	19- 4	15	9- 1	186	98	51	51	12	12	
DIV. I NON-CONF.	10- 3	51	1- 1	188	39	56	56	10	10	

TOTALS	RPI 1-25	RPI 26-50	W-L RECORDS	RPI 51-100	RPI 101-999	RPI 201+				
19- 4	0- 1	2- 1	OVERALL	2- 0	15- 2	10- 0				
10- 0	0- 0	1- 0	HOME	2- 0	7- 0	6- 0				
8- 3	0- 0	1- 1	AWAY	0- 0	7- 2	3- 0				
1- 1	0- 1	0- 0	NEUTRAL	0- 0	1- 0	1- 0				
10- 3	0- 1	2- 0	NON-CONFERENCE	1- 0	7- 2	5- 0				
6- 0	0- 0	1- 0	HOME	1- 0	4- 0	3- 0				
3- 2	0- 0	1- 0	AWAY	0- 0	2- 2	1- 0				
1- 1	0- 1	0- 0	NEUTRAL	0- 0	1- 0	1- 0				
9- 1	0- 0	0- 1	CONFERENCE	1- 0	8- 0	5- 0				
4- 0	0- 0	0- 0	HOME	1- 0	3- 0	3- 0				
5- 1	0- 0	0- 1	AWAY	0- 0	5- 0	2- 0				
0- 0	0- 0	0- 0	NEUTRAL	0- 0	0- 0	0- 0				

RPI 1-25				RPI 26-50				RPI 51-100 Team's RPI: 51				RPI 101+			
RPI	S	Opponent	Score	RPI	S	Opponent	Score	RPI	S	Opponent	Score	RPI	S	Opponent	Score
1	N	UConn	52 104	28	H	Central Mich.	64 61	61	H	Toledo	73 54	112	A	George Washington	54 53
				29	A	Virginia	74 63	97	H	George Mason	71 64	130	H	Saint Francis (PA)	87 68
				44	A	Dayton	70 79					141	A	ETSU	77 81
												144	A	Pittsburgh	66 53
												152	A	Dav idson	79 54
												176	A	Charlotte	72 75
												181	A	Saint Joseph's	61 42
												209	A	Ri chmond	78 70
												216	H	Akron	66 60
												222	N	N. C. A&T	73 60
												232	H	La Salle	78 50
												239	H	St. Bonaventure	73 59
												289	H	Massachusetts	60 57
												299	H	Central Conn. St.	83 58
												300	A	VCU	70 51
												337	H	Iona	80 59
												339	A	Wi nthrop	81 54

LAST 12 Division I GAMES:															
				209	A	Ri chmond	78 70	112	A	George Washington	54 53				
				44	A	Dayton	70 79	300	A	VCU	70 51				
				239	H	St. Bonaventure	73 59	152	A	Davi dson	79 54				
				181	A	Saint Joseph's	61 42	289	H	Massachusetts	60 57				
				97	H	George Mason	71 64	1	N	UConn	52 104				
				232	H	La Salle	78 50	28	H	Central Mich.	64 61				

Non-Div I Games:

Duquesne

Average RPI Win:	233	WON-LOST	WINNING	LAST 10	STRENGTH OF	OPP. STRENGTH	TEAM	ADJ.	CONF.	ADJ CONF.
Average RPI Loss:	85	RECORD	PCT. RANK	GAMES	SCHEDULE	OF SCHEDULE	RPI	RPI	RPI	RPI
DIV. I ONLY	13- 10	136	7- 2	208	93	141	141	17	17	
DIV. I NON-CONF.	6- 8	209	0- 2	160	28	163	163	16	16	

TOTALS	RPI 1-25	RPI 26-50	W-L RECORDS	RPI 51-100	RPI 101-999	RPI 201+				
13- 10	0- 3	0- 1	OVERALL	2- 3	11- 3	8- 2				
7- 3	0- 0	0- 0	HOME	2- 2	5- 1	3- 1				
6- 4	0- 2	0- 1	AWAY	0- 0	6- 1	5- 1				
0- 3	0- 1	0- 0	NEUTRAL	0- 1	0- 1	0- 0				
6- 8	0- 3	0- 1	NON-CONFERENCE	1- 2	5- 2	4- 1				
3- 2	0- 0	0- 0	HOME	1- 1	2- 1	1- 1				
3- 3	0- 2	0- 1	AWAY	0- 0	3- 0	3- 0				
0- 3	0- 1	0- 0	NEUTRAL	0- 1	0- 1	0- 0				
7- 2	0- 0	0- 0	CONFERENCE	1- 1	6- 1	4- 1				
4- 1	0- 0	0- 0	HOME	1- 1	3- 0	2- 0				
3- 1	0- 0	0- 0	AWAY	0- 0	3- 1	2- 1				
0- 0	0- 0	0- 0	NEUTRAL	0- 0	0- 0	0- 0				

RPI 1-25				RPI 26-50				RPI 51-100				RPI 101+ Team's RPI: 141			
RPI	S	Opponent	Score	RPI	S	Opponent	Score	RPI	S	Opponent	Score	RPI	S	Opponent	Score
2	N	Notre Dame	46 77	43	A	Houston	69 88	51	H	Duquesne	81 77	109	N	Western Mi ch.	79 87
9	A	Tennessee	49 87					58	H	Mercer	65 85	143	H	Cincinnati	87 77
18	A	NC State	58 70					59	H	Michigan St.	74 83	167	H	Samford	76 48
								83	N	Washington St.	76 80	187	A	Furman	69 57
								92	H	Chattanooga	65 58	231	A	UNCG	61 65
												231	H	UNCG	60 52
												237	H	Northern Ky.	45 57
												270	A	Wofford	61 58
												271	A	Appalachian St.	70 57
												307	A	Murray St.	96 68
												324	A	Western Caro.	76 46
												324	H	Western Caro.	66 50
												328	H	Tennessee Tech	74 55
												339	A	Winthrop	74 63

LAST 12 Division I GAMES:															
324	A	Western Caro.	76 46	92	H	Chattanooga	65 58	231	H	UNCG	60 52				
231	A	UNCG	61 65	324	H	Western Caro.	66 50	237	H	Northern Ky.	45 57				
167	H	Samford	76 48	59	H	Michigan St.	74 83	59	H	Michigan St.	74 83				
58	H	Mercer	65 85	18	A	NC State	58 70								
270	A	Wofford	61 58												
187	A	Furman	69 57												

Non-Div I Games: North Greenville 90 67

ETSU

Average RPI Win:	229	WON-LOST	WINNING	LAST 10	STRENGTH OF	OPP. STRENGTH	TEAM	ADJ.	CONF.	ADJ CONF.
Average RPI Loss:	154	RECORD	PCT. RANK	GAMES	SCHEDULE	OF SCHEDULE	RPI	RPI	RPI	RPI
DIV. I ONLY	13- 10	136	5- 5	277	149	218	218	8	8	
DIV. I NON-CONF.	8- 5	111	2- 0	325	336	258	258	7	7	

TOTALS	RPI 1-25	RPI 26-50	W-L RECORDS	RPI 51-100	RPI 101-999	RPI 201+				
13- 10	0- 1	1- 0	OVERALL	0- 1	12- 8	8- 3				
10- 4	0- 1	1- 0	HOME	0- 0	9- 3	6- 1				
2- 4	0- 0	0- 0	AWAY	0- 1	2- 0	1- 0				
1- 2	0- 0	0- 0	NEUTRAL	0- 0	1- 2	1- 0				
8- 5	0- 0	0- 0	NON-CONFERENCE	0- 0	8- 5	7- 2				
6- 2	0- 0	0- 0	HOME	0- 0	6- 2	5- 1				
1- 1	0- 0	0- 0	AWAY	0- 0	1- 1	1- 1				
1- 2	0- 0	0- 0	NEUTRAL	0- 0	1- 2	1- 0				
5- 5	0- 1	1- 0	CONFERENCE	0- 1	4- 3	1- 1				
4- 2	0- 1	1- 0	HOME	0- 0	3- 1	1- 0				
1- 3	0- 0	0- 0	AWAY	0- 1	1- 2	0- 1				
0- 0	0- 0	0- 0	NEUTRAL	0- 0	0- 0	0- 0				

RPI 1-25				RPI 26-50				RPI 51-100				RPI 101+ Team's RPI: 218			
RPI	S	Opponent	Score	RPI	S	Opponent	Score	RPI	S	Opponent	Score	RPI	S	Opponent	Score
1	H	UConn	35 96	43	H	Houston	80 78	98	A	Tulane	58 64	122	N	UTEP	79 93
												137	H	William & Mary	65 71
												143	A	Cincinnati	79 70
												143	H	Cincinnati	54 66
												154	H	Wichita St.	77 67
												170	H	Tulsa	73 67
												173	N	Jacksonville St.	73 82
												176	H	Charlotte	58 55
												177	A	Memphis	36 72
												209	H	Richmond	64 65
												214	A	SMU	51 65
												214	H	SMU	76 47
												223	H	Norfolk St.	51 46
												265	A	UNCW	62 66
												276	N	Rider	66 63
												296	A	Kennesaw St.	66 56
												297	H	USC Upstate	66 53
												305	H	UMES	64 54
												333	H	N.C. Central	73 61
												343	H	Savannah St.	103 37

LAST 12 Division I GAMES:															
214	H	SMU	76 47	170	H	Tulsa	73 67	177	A	Memphis	36 72				
154	H	Wichita St.	77 67	1	H	UConn	35 96								
143	A	Cincinnati	79 70	143	H	Cincinnati	54 66								
98	A	Tulane	58 64	305	H	UMES	64 54								
43	H	Houston	80 78	343	H	Savannah St.	103 37								
214	A	SMU	51 65												

Non-Div I Games:

East Carolina

Loss,
Non-Conf,
S Site,
H Home
A Away
N Neutral

Average RPI Win:	342	WON-LOST	WINNING	LAST 10	STRENGTH OF	OPP. STRENGTH	TEAM	ADJ.	CONF.	ADJ CONF.
Average RPI Loss:	210	RECORD	PCT. RANK	GAMES	SCHEDULE	OF SCHEDULE	RPI	RPI	RPI	RPI
DIV. I ONLY	2- 21	343	1- 9	302	336	346	346	26	26	
DIV. I NON-CONF.	1- 10	327	0- 0	306	321	347	347	27	27	

TOTALS	RPI 1-25	RPI 26-50	W-L RECORDS	RPI 51-100	RPI 101-999	RPI 201+				
2- 21	0- 0	0- 0	OVERALL	0- 3	2- 18	2- 12				
2- 9	0- 0	0- 0	HOME	0- 1	2- 8	2- 6				
0- 11	0- 0	0- 0	AWAY	0- 2	0- 9	0- 6				
0- 1	0- 0	0- 0	NEUTRAL	0- 0	0- 1	0- 0				
1- 10	0- 0	0- 0	NON-CONFERENCE	0- 1	1- 9	1- 4				
1- 4	0- 0	0- 0	HOME	0- 0	1- 4	1- 3				
0- 5	0- 0	0- 0	AWAY	0- 1	0- 4	0- 1				
0- 1	0- 0	0- 0	NEUTRAL	0- 0	0- 1	0- 0				
1- 11	0- 0	0- 0	CONFERENCE	0- 2	1- 9	1- 8				
1- 5	0- 0	0- 0	HOME	0- 1	1- 4	1- 3				
0- 6	0- 0	0- 0	AWAY	0- 1	0- 5	0- 5				
0- 0	0- 0	0- 0	NEUTRAL	0- 0	0- 0	0- 0				

RPI 1-25				RPI 26-50				RPI 51-100				RPI 101+				Team's RPI: 346	
RPI	S	Opponent	Score	RPI	S	Opponent	Score	RPI	S	Opponent	Score	RPI	S	Opponent	Score		
								68	A	Belmont	37	59	124	A	Cleveland St.	69	77
								68	H	Belmont	58	86	127	N	Delaware	37	66
								93	A	Wright St.	46	81	134	H	Northern Ill.	64	93
												173	H	Jacksonville St.	50	59	
												181	A	Saint Joseph's	62	80	
												189	A	Northwestern	40	74	
												212	H	UT Martin	44	72	
												215	A	Morehead St.	81	89	
												221	H	Southeast Mo. St.	54	77	
												230	A	Austin Peay	59	69	
												245	H	Bradley	52	67	
												251	H	North Texas	61	63	
												288	H	Valparaiso	67	76	
												307	A	Murray St.	61	72	
												309	A	Eastern Ky.	51	67	
												318	A	Fort Wayne	77	93	
												328	H	Tennessee Tech	57	60	
												336	A	Tennessee St.	68	86	
												336	H	Tennessee St.	66	59	
												348	H	Evansville	79	52	

LAST 12 Division I GAMES:																	
328	H	Tennessee Tech	57	60	68	H	Belmont	58	86	336	H	Tennessee St.	66	59			
173	H	Jacksonville St.	50	59	309	A	Eastern Ky.	51	67	215	A	Morehead St.	81	89			
336	A	Tennessee St.	68	86	230	A	Austin Peay	59	69	307	A	Murray St.	61	72			
68	A	Belmont	37	59													
221	H	Southeast Mo. St.	54	77													
212	H	UT Martin	44	72													

Non-Div I Games:

Eastern Ill.

Average RPI Win:	288	WON-LOST	WINNING	LAST 10	STRENGTH OF	OPP. STRENGTH	TEAM	ADJ.	CONF.	ADJ CONF.
Average RPI Loss:	181	RECORD	PCT. RANK	GAMES	SCHEDULE	OF SCHEDULE	RPI	RPI	RPI	RPI
DIV. I ONLY	6- 14	278	3- 7	318	218	309	309	26	26	
DIV. I NON-CONF.	2- 6	280	0- 0	298	70	292	292	27	27	

TOTALS	RPI 1-25	RPI 26-50	W-L RECORDS	RPI 51-100	RPI 101-999	RPI 201+				
6- 14	0- 0	0- 0	OVERALL	0- 3	6- 11	5- 6				
4- 5	0- 0	0- 0	HOME	0- 2	4- 3	3- 1				
2- 9	0- 0	0- 0	AWAY	0- 1	2- 8	2- 5				
0- 0	0- 0	0- 0	NEUTRAL	0- 0	0- 0	0- 0				
2- 6	0- 0	0- 0	NON-CONFERENCE	0- 2	2- 4	2- 1				
1- 2	0- 0	0- 0	HOME	0- 1	1- 1	1- 0				
1- 4	0- 0	0- 0	AWAY	0- 1	1- 3	1- 1				
0- 0	0- 0	0- 0	NEUTRAL	0- 0	0- 0	0- 0				
4- 8	0- 0	0- 0	CONFERENCE	0- 1	4- 7	3- 5				
3- 3	0- 0	0- 0	HOME	0- 1	3- 2	2- 1				
1- 5	0- 0	0- 0	AWAY	0- 0	1- 5	1- 4				
0- 0	0- 0	0- 0	NEUTRAL	0- 0	0- 0	0- 0				

RPI	S	Opponent	Score	RPI	S	Opponent	Score	RPI	S	Opponent	Score	RPI	S	Opponent	Score	Team's RPI: 309
68	H	Belmont	55	77	77	H	Ohio	57	69	132	H	SIUE	60	62		
77	H	George Mason	41	64	137	H	Kent St.	57	65	143	A	Cincinnati	53	64		
97	A				173	A	Jacksonville St.	51	65	173	H	Jacksonville St.	48	44		
					182	A	Bowling Green	60	77	212	A	UT Martin	49	77		
					216	A	Akron	45	62	221	A	Southeast Mo. St.	55	69		
					230	A	Austin Peay	45	59	231	H	UNCG	70	59		
					307	A	Murray St.	68	75	307	A	Murray St.	68	75		
					324	A	Western Caro.	62	59	324	A	Western Caro.	62	59		
					328	A	Tennessee Tech	76	68	328	A	Tennessee Tech	76	68		
					328	H	Tennessee Tech	55	53	328	H	Tennessee Tech	55	53		
					336	H	Tennessee St.	58	59	336	H	Tennessee St.	58	59		
					346	H	Eastern Ill.	67	51	346	H	Eastern Ill.	67	51		
LAST 12 Division I GAMES:																
336	H	Tennessee St.	58	59	221	A	Southeast Mo. St.	55	69							
68	H	Belmont	55	77	212	A	UT Martin	49	77							
307	A	Murray St.	68	75	346	H	Eastern Ill.	67	51							
230	A	Austin Peay	45	59	132	H	SIUE	60	62							
173	H	Jacksonville St.	48	44	328	A	Tennessee Tech	76	68							
328	H	Tennessee Tech	55	53	173	A	Jacksonville St.	51	65							

Non-Div I Games: Ohio Christian 69 45

Eastern Ky.

Average RPI Win:	197	WON-LOST	WINNING	LAST 10	STRENGTH OF	OPP. STRENGTH	TEAM	ADJ.	CONF.	ADJ CONF.
Average RPI Loss:	147	RECORD	PCT. RANK	GAMES	SCHEDULE	OF SCHEDULE	RPI	RPI	RPI	RPI
DIV. I ONLY	8- 12	229	5- 5	184	183	208	208	7	7	
DIV. I NON-CONF.	3- 7	254	2- 0	333	332	319	319	8	8	

TOTALS	RPI 1-25	RPI 26-50	W-L RECORDS	RPI 51-100	RPI 101-999	RPI 201+				
8- 12	0- 1	0- 1	OVERALL	2- 2	6- 8	3- 3				
4- 3	0- 0	0- 1	HOME	1- 1	3- 1	2- 0				
4- 8	0- 1	0- 0	AWAY	1- 1	3- 6	1- 3				
0- 1	0- 0	0- 0	NEUTRAL	0- 0	0- 1	0- 0				
3- 7	0- 0	0- 0	NON-CONFERENCE	0- 1	3- 6	3- 3				
2- 0	0- 0	0- 0	HOME	0- 0	2- 0	2- 0				
1- 6	0- 0	0- 0	AWAY	0- 1	1- 5	1- 3				
0- 1	0- 0	0- 0	NEUTRAL	0- 0	0- 1	0- 0				
5- 5	0- 1	0- 1	CONFERENCE	2- 1	3- 2	0- 0				
2- 3	0- 0	0- 1	HOME	1- 1	1- 1	0- 0				
3- 2	0- 1	0- 0	AWAY	1- 0	2- 1	0- 0				
0- 0	0- 0	0- 0	NEUTRAL	0- 0	0- 0	0- 0				

RPI	S	Opponent	Score	RPI	S	Opponent	Score	RPI	S	Opponent	Score	RPI	S	Opponent	Score	Team's RPI: 208
21	A	Buffalo	92 97	28	H	Central Mich.	72 95	53	A	Minnesota	56 80	109	H	Western Mich.	69 67	
								61	H	Toledo	70 57	124	A	Cleveland St.	65 77	
								94	A	Miami (OH)	74 59	134	A	Northern Ill.	83 76	
								94	H	Miami (OH)	69 73	137	A	Kent St.	69 76	
												137	H	Kent St.	60 67	
												159	A	Loyola Marymount	64 73	
												182	A	Bowling Green	54 52	
												195	N	Denver	54 60	
												239	A	St. Bonaventure	51 70	
												267	A	Illinois St.	56 65	
												308	A	Detroit Mercy	78 76	
												314	A	Ill.-Chicago	70 73	
												340	H	Florida A&M	83 61	
												349	H	Longwood	73 44	

LAST 12 Division I GAMES:																
28	H	Central Mich.	72 95	137	A	Kent St.	69 76									
21	A	Buffalo	92 97	61	H	Toledo	70 57									
94	H	Miami (OH)	69 73	182	A	Bowling Green	54 52									
134	A	Northern Ill.	83 76	137	H	Kent St.	60 67									
109	H	Western Mich.	69 67	349	H	Longwood	73 44									
94	A	Miami (OH)	74 59	308	A	Detroit Mercy	78 76									

Non-Div I Games: Rochester College 62 29

Eastern Mich.

Average RPI Win:	242	WON-LOST	WINNING	LAST 10	STRENGTH OF	OPP. STRENGTH	TEAM	ADJ.	CONF.	ADJ CONF.
Average RPI Loss:	90	RECORD	PCT. RANK	GAMES	SCHEDULE	OF SCHEDULE	RPI	RPI	RPI	RPI
DIV. I ONLY	11- 11	172	7- 3	221	95	194	194	19	19	
DIV. I NON-CONF.	4- 7	226	1- 0	80	128	168	168	15	15	

TOTALS	RPI 1-25	RPI 26-50	W-L RECORDS	RPI 51-100	RPI 101-999	RPI 201+				
11- 11	0- 1	0- 4	OVERALL	0- 1	11- 5	7- 0				
8- 3	0- 0	0- 1	HOME	0- 0	8- 2	4- 0				
2- 7	0- 1	0- 3	AWAY	0- 0	2- 3	2- 0				
1- 1	0- 0	0- 0	NEUTRAL	0- 1	1- 0	1- 0				
4- 7	0- 1	0- 2	NON-CONFERENCE	0- 1	4- 3	3- 0				
2- 2	0- 0	0- 0	HOME	0- 0	2- 2	1- 0				
1- 4	0- 1	0- 2	AWAY	0- 0	1- 1	1- 0				
1- 1	0- 0	0- 0	NEUTRAL	0- 1	1- 0	1- 0				
7- 4	0- 0	0- 2	CONFERENCE	0- 0	7- 2	4- 0				
6- 1	0- 0	0- 1	HOME	0- 0	6- 0	3- 0				
1- 3	0- 0	0- 1	AWAY	0- 0	1- 2	1- 0				
0- 0	0- 0	0- 0	NEUTRAL	0- 0	0- 0	0- 0				

RPI 1-25				RPI 26-50				RPI 51-100				RPI 101+ Team's RPI: 194			
RPI	S	Opponent	Score	RPI	S	Opponent	Score	RPI	S	Opponent	Score	RPI	S	Opponent	Score
7	A	Oregon	40 81	32	A	Northern Colo.	62 68	78	N	Saint Mary's (CA)	56 76	118	H	BYU	69 73
				32	H	Northern Colo.	65 70					146	A	Fresno St.	56 81
				35	A	Purdue	40 65					155	A	Portland St.	60 75
				42	A	Gonzaga	45 69					155	H	Portland St.	64 57
												158	A	North Dakota	79 81
												158	H	North Dakota	74 70
												161	H	Cal Poly	75 72
												162	H	Idaho	71 64
												191	H	Boise St.	57 61
												212	N	UT Martin	61 58
												284	A	Sacramento St.	83 72
												284	H	Sacramento St.	83 76
												303	H	Southern Utah	58 41
												306	H	Utah Valley	61 41
												310	A	Air Force	65 63
												322	H	Northern Ariz.	82 62

LAST 12 Division I GAMES:															
				155	H	Portland St.	64 57	162	H	Idaho	71 64				
				284	H	Sacramento St.	83 76	284	A	Sacramento St.	83 72				
				32	A	Northern Colo.	62 68	155	A	Portland St.	60 75				
				158	A	North Dakota	79 81	158	H	North Dakota	74 70				
				303	H	Southern Utah	58 41	32	H	Northern Colo.	65 70				
				322	H	Northern Ariz.	82 62	212	N	UT Martin	61 58				

Non-Div I Games: Multnomah 88 42

Eastern Wash.

Average RPI	Win:	199	WON-LOST	WINNING	LAST 10	STRENGTH OF	OPP. STRENGTH	TEAM	ADJ.	CONF.	ADJ CONF.
Average RPI	Loss:	78	RECORD	PCT. RANK	GAMES	SCHEDULE	OF SCHEDULE	RPI	RPI	RPI	RPI
DIV. I ONLY	14- 7	79	6- 4	117	138	69	69	10	10		
DIV. I NON-CONF.	7- 3	74	1- 0	144	92	60	60	12	12		

TOTALS	RPI 1-25	RPI 26-50	W-L RECORDS	RPI 51-100	RPI 101-999	RPI 201+					
14- 7	0- 2	1- 0	OVERALL	2- 2	11- 3	7- 0					
8- 0	0- 0	0- 0	HOME	1- 0	7- 0	4- 0					
5- 6	0- 0	1- 0	AWAY	0- 0	4- 0	3- 0					
1- 1	0- 1	0- 0	NEUTRAL	1- 0	0- 0	0- 0					
7- 3	0- 2	1- 0	NON-CONFERENCE	1- 0	5- 1	3- 0					
3- 0	0- 0	0- 0	HOME	0- 0	3- 0	2- 0					
3- 2	0- 1	1- 0	AWAY	0- 0	2- 1	1- 0					
1- 1	0- 1	0- 0	NEUTRAL	1- 0	0- 0	0- 0					
7- 4	0- 0	0- 0	CONFERENCE	1- 2	6- 2	4- 0					
5- 0	0- 0	0- 0	HOME	1- 0	4- 0	2- 0					
2- 4	0- 0	0- 0	AWAY	0- 2	2- 2	2- 0					
0- 0	0- 0	0- 0	NEUTRAL	0- 0	0- 0	0- 0					

E
l
o
nE
l
o
n

RPI 1-25				RPI 26-50				RPI 51-100				RPI 101+			
RPI	S	Opponent	Score	RPI	S	Opponent	Score	RPI	S	Opponent	Score	RPI	S	Opponent	Score
18	A	NC State	57 70	47	A	UCF	71 57	56	A	Drexel	56 58	102	A	Wake Forest	51 53
22	N	Iowa	61 74					82	A	James Madison	67 70	127	A	Delaware	66 80
								82	H	James Madison	50 43	127	H	Delaware	64 51
								100	N	Alabama	60 55	133	H	Northeastern	78 71
												137	A	William & Mary	75 81
												152	A	Davison	75 58
												185	H	Hampton	82 59
												222	A	N. C. A&T	90 59
												261	A	Col. of Charleston	77 55
												265	H	UNCW	75 67
												269	A	Towson	71 45
												269	H	Towson	84 61
												333	H	N. C. Central	78 50
												339	H	Winthrop	98 37
LAST 12 Division I GAMES:															
				82	H	James Madison	50 43	137	A	William & Mary	75 81				
				261	A	Col. of Charleston	77 55	82	A	James Madison	67 70				
				269	A	Towson	71 45	133	H	Northeastern	78 71				
				56	A	Drexel	56 58	127	A	Delaware	66 80				
				127	H	Delaware	64 51	265	H	UNCW	75 67				
				269	H	Towson	84 61	333	H	N. C. Central	78 50				

Non-Div I Games: Coker

106 54

E l o n

Average RPI Win:	307	WON-LOST	WINNING	LAST 10	STRENGTH OF	OPP. STRENGTH	TEAM	ADJ.	CONF.	ADJ CONF.
Average RPI Loss:	216	RECORD	PCT. RANK	GAMES	SCHEDULE	OF SCHEDULE	RPI	RPI	RPI	RPI

DIV. I ONLY	1- 18	344	0- 10	316	311	348	348	24	24
DIV. I NON-CONF.	1- 8	313	0- 2	312	342	346	346	22	22

TOTALS	RPI 1-25	RPI 26-50	W-L RECORDS	RPI 51-100	RPI 101-999	RPI 201+			
1- 18	0- 0	0- 1	OVERALL	0- 1	1- 16	1- 12			
1- 6	0- 0	0- 0	HOME	0- 0	1- 6	1- 4			
0- 12	0- 0	0- 0	AWAY	0- 0	0- 3	0- 2			
0- 0	0- 0	0- 0	NEUTRAL	0- 0	0- 0	0- 0			
1- 8	0- 0	0- 1	NON-CONFERENCE	0- 0	1- 7	1- 6			
1- 1	0- 0	0- 0	HOME	0- 0	1- 1	1- 1			
0- 7	0- 0	0- 1	AWAY	0- 0	0- 6	0- 5			
0- 0	0- 0	0- 0	NEUTRAL	0- 0	0- 0	0- 0			
0- 10	0- 0	0- 0	CONFERENCE	0- 1	0- 9	0- 6			
0- 5	0- 0	0- 0	HOME	0- 0	0- 5	0- 3			
0- 5	0- 0	0- 0	AWAY	0- 1	0- 4	0- 3			
0- 0	0- 0	0- 0	NEUTRAL	0- 0	0- 0	0- 0			

RPI S Opponent	Score	RPI S Opponent	Score	RPI S Opponent	Score	RPI S Opponent	Score	Team's RPI: 348
45 A Western Ky.	54 92	86 A Drake	66 107	106 A Kentucky	62 100	117 H Missouri St.	65 95	
				140 H Southern Ill.	62 74	153 A UNI	41 65	
				215 H Morehead St.	75 82	221 A Southeast Mo. St.	65 74	
				230 A Austin Peay	73 82	245 H Bradley	59 117	
				255 A Indiana St.	48 56	255 H Indiana St.	57 66	
				267 H Illinois St.	43 67	288 A Valparaiso	59 101	
				292 A Loyola Chicago	63 82	307 H Murray St.	89 81	
				313 A Alabama A&M	56 70	314 A Ill.-Chicago	77 96	
				346 A Eastern Ill.	52 79			

LAST 12 Division I GAMES:								
255 H Indiana St.	57 66	153 A UNI	41 65	255 A Indiana St.	48 56	117 H Missouri St.	65 95	
292 A Loyola Chicago	63 82	221 A Southeast Mo. St.	65 74	140 H Southern Ill.	62 74	245 H Bradley	59 117	
288 A Valparaiso	59 101	314 A Ill.-Chicago	77 96	267 H Illinois St.	43 67	255 A Indiana St.	48 56	
245 H Bradley	59 117			86 A Drake	66 107			

Non-Div I Games: Oakland City 96 59 Westminster (MO) 79 53

Average RPI Win: 178
Average RPI Loss: 100

WON-LOST
RECORD

WINNING
PCT. RANK

LAST 10
GAMES

STRENGTH OF
SCHEDULE

OPP. STRENGTH
OF SCHEDULE

TEAM
RPI

ADJ.
RPI

CONF.
RPI

ADJ CONF.
RPI

DIV. I ONLY	18- 4	20	8- 1	103	144	36	36	22	22
DIV. I NON-CONF.	11- 3	46	3- 0	39	59	18	18	21	21

TOTALS	RPI 1-25	RPI 26-50	W-L RECORDS	RPI 51-100	RPI 101-999	RPI 201+			
18- 4	1- 1	1- 0	OVERALL	1- 2	15- 1	7- 1			
9- 0	0- 0	1- 0	HOME	1- 0	7- 0	2- 0			
7- 2	0- 0	0- 0	AWAY	0- 0	7- 0	5- 0			
2- 2	1- 1	0- 0	NEUTRAL	0- 1	1- 0	0- 0			
11- 3	1- 1	1- 0	NON-CONFERENCE	1- 2	8- 0	3- 0			
5- 0	0- 0	1- 0	HOME	1- 0	3- 0	0- 0			
4- 1	0- 0	0- 0	AWAY	0- 1	4- 0	3- 0			
2- 2	1- 1	0- 0	NEUTRAL	0- 1	1- 0	0- 0			
7- 1	0- 0	0- 0	CONFERENCE	0- 0	7- 1	4- 1			
4- 0	0- 0	0- 0	HOME	0- 0	4- 0	2- 0			
3- 1	0- 0	0- 0	AWAY	0- 0	3- 1	2- 1			
0- 0	0- 0	0- 0	NEUTRAL	0- 0	0- 0	0- 0			

RPI 1-25				RPI 26-50				RPI 51-100				RPI 101+			
RPI	S	Opponent	Score	RPI	S	Opponent	Score	RPI	S	Opponent	Score	RPI	S	Opponent	Score
5	N	Ohio St.	62 104	41	H	South Dakota St.	87 78	68	N	Belmont	65 75	106	H	Kentucky	70 64
24	N	DePaul	89 84					74	H	Harvard	65 56	111	A	Jacksonville	65 63
								92	A	Chattanooga	61 68	111	H	Jacksonville	63 58
												132	H	SIUE	66 49
												137	N	Kent St.	80 62
												156	H	Stetson	80 40
												197	A	Siena	63 50
												200	H	Illinois	85 61
												202	A	Abilene Christian	94 55
												216	A	Akron	82 63
												236	A	North Florida	73 75
												262	A	Lipscomb	68 54
												294	A	FIU	88 52
												296	A	Kennesaw St.	78 57
												297	H	USC Upstate	93 60
												344	H	NJIT	90 66

LAST 12 Division I GAMES:															
				111	A	Jacksonville	65 63	344	H	NJIT	90 66				
				236	A	North Florida	73 75	156	H	Stetson	80 40				
				111	H	Jacksonville	63 58	41	H	South Dakota St.	87 78				
				262	A	Lipscomb	68 54	132	H	SIUE	66 49				
				296	A	Kennesaw St.	78 57	74	H	Harvard	65 56				
				297	H	USC Upstate	93 60	92	A	Chattanooga	61 68				

Non-Div I Games: Southeastern (FL) 76 66 Ave Maria 99 35 Fla. Memorial 82 43

FGCU

Loss, Non-Conf, S Site, H Home A Away N Neutral

Average RPI Win:	262	WON-LOST	WINNING	LAST 10	STRENGTH OF	OPP. STRENGTH	TEAM	ADJ.	CONF.	ADJ CONF.
Average RPI Loss:	169	RECORD	PCT. RANK	GAMES	SCHEDULE	OF SCHEDULE	RPI	RPI	RPI	RPI
DIV. I ONLY	6- 16	286	4- 6	181	266	294	294	18	18	
DIV. I NON-CONF.	3- 10	285	1- 2	250	282	328	328	19	19	

TOTALS	RPI 1-25	RPI 26-50	W-L RECORDS	RPI 51-100	RPI 101-999	RPI 201+				
6- 16	0- 0	0- 3	OVERALL	0- 2	6- 11	4- 6				
6- 8	0- 0	0- 2	HOME	0- 1	6- 5	4- 2				
0- 8	0- 0	0- 1	AWAY	0- 1	0- 6	0- 4				
0- 0	0- 0	0- 0	NEUTRAL	0- 0	0- 0	0- 0				
3- 10	0- 0	0- 2	NON-CONFERENCE	0- 1	3- 7	3- 4				
3- 6	0- 0	0- 2	HOME	0- 0	3- 4	3- 2				
0- 4	0- 0	0- 0	AWAY	0- 1	0- 3	0- 2				
0- 0	0- 0	0- 0	NEUTRAL	0- 0	0- 0	0- 0				
3- 6	0- 0	0- 1	CONFERENCE	0- 1	3- 4	1- 2				
3- 2	0- 0	0- 0	HOME	0- 1	3- 1	1- 0				
0- 4	0- 0	0- 1	AWAY	0- 0	0- 3	0- 2				
0- 0	0- 0	0- 0	NEUTRAL	0- 0	0- 0	0- 0				

RPI	S	Opponent	Score	RPI	S	Opponent	Score	RPI	S	Opponent	Score	RPI	S	Opponent	Score	Team's RPI: 294
27	H	South Fla.	52 82	54	A	Miami (FL)	69 77	107	H	Rice	68 58	122	H	UTEP	76 77	
36	H	FGCU	52 88	75	H	UAB	61 71	126	A	Georgetown	56 77	145	H	Bethune-Cookman	59 77	
45	A	Western Ky.	47 101					149	H	Cl emson	65 67	176	A	Charlotte	57 80	
								193	H	Louisiana Tech	57 54	259	A	Howard	62 69	
								263	A	Morgan St.	51 62	268	H	North Dakota St.	68 71	
								310	H	Air Force	70 69	312	A	Old Dominion	60 68	
								313	H	Alabama A&M	51 58	315	H	Vermont	80 70	
								316	H	Charleston So.	77 70	330	A	Marshall	75 78	
								330	H	Marshall	67 54					
LAST 12 Division I GAMES:																
176	A	Charlotte	57 80	45	A	Western Ky.	47 101									
312	A	Old Dominion	60 68	330	H	Marshall	67 54									
330	A	Marshall	75 78	122	H	UTEP	76 77									
75	H	UAB	61 71	315	H	Vermont	80 70									
193	H	Louisiana Tech	57 54	149	H	Cl emson	65 67									
107	H	Rice	68 58	268	H	North Dakota St.	68 71									

Non-Div I Games:

FIU

Average RPI Win:	278	WON-LOST	WINNING	LAST 10	STRENGTH OF	OPP. STRENGTH	TEAM	ADJ.	CONF.	ADJ CONF.
Average RPI Loss:	155	RECORD	PCT. RANK	GAMES	SCHEDULE	OF SCHEDULE	RPI	RPI	RPI	RPI
DIV. I ONLY	9- 13	226	5- 5	266	267	253	253	27	27	
DIV. I NON-CONF.	3- 8	268	0- 1	270	230	286	286	26	26	

TOTALS	RPI 1-25	RPI 26-50	W-L RECORDS	RPI 51-100	RPI 101-999	RPI 201+				
9- 13	0- 0	0- 1	OVERALL	0- 3	9- 9	8- 3				
6- 4	0- 0	0- 1	HOME	0- 1	6- 2	6- 2				
3- 8	0- 0	0- 0	AWAY	0- 2	3- 6	2- 1				
0- 1	0- 0	0- 0	NEUTRAL	0- 0	0- 1	0- 0				
3- 8	0- 0	0- 1	NON-CONFERENCE	0- 1	3- 6	2- 2				
2- 2	0- 0	0- 1	HOME	0- 0	2- 1	2- 1				
1- 5	0- 0	0- 0	AWAY	0- 1	1- 4	0- 1				
0- 1	0- 0	0- 0	NEUTRAL	0- 0	0- 1	0- 0				
6- 5	0- 0	0- 0	CONFERENCE	0- 2	6- 3	6- 1				
4- 2	0- 0	0- 0	HOME	0- 1	4- 1	4- 1				
2- 3	0- 0	0- 0	AWAY	0- 1	2- 2	2- 0				
0- 0	0- 0	0- 0	NEUTRAL	0- 0	0- 0	0- 0				

RPI	S	Opponent	Score	RPI	S	Opponent	Score	RPI	S	Opponent	Score	RPI	S	Opponent	Score	Team's RPI: 253
26	H	Villanova	44 73	62	A	Quinnipiac	45 77	133	A	Northeastern	43 63	137	A	William & Mary	47 57	
				62	H	Quinnipiac	39 58	157	A	Lehigh	53 56	160	N	New Hampshire	61 71	
				95	A	Seton Hall	61 80	169	A	Marist	63 71	196	A	Boston College	66 58	
								197	A	Siena	40 51	209	H	Richmond	67 72	
								229	H	Niagara	59 53	250	H	Manhattan	55 52	
								275	H	Mt. St. Mary's	76 65	276	A	Rider	68 57	
								276	H	Rider	45 61	290	A	Canisius	56 52	
								293	H	Monmouth	61 55	332	A	Rhode Island	47 62	
								342	H	Saint Peter's	62 41	347	H	UMass Lowell	78 67	
LAST 12 Division I GAMES:																
250	H	Manhattan	55 52	169	A	Marist	63 71									
62	H	Quinnipiac	39 58	276	H	Rider	45 61									
276	A	Rider	68 57	293	H	Monmouth	61 55									
197	A	Siena	40 51	229	H	Niagara	59 53									
62	A	Quinnipiac	45 77	290	A	Canisius	56 52									
342	H	Saint Peter's	62 41	95	A	Seton Hall	61 80									

Non-Div I Games:

Fairfield

Average RPI		Win: 297	WON-LOST RECORD	WINNING PCT. RANK	LAST 10 GAMES	STRENGTH OF SCHEDULE	OPP. STRENGTH OF SCHEDULE	TEAM RPI	ADJ. RPI	CONF. RPI	ADJ. CONF. RPI
187			13- 7	92	6- 4	348	328	258	258	29	29
DIV. I ONLY			7- 3	74	1- 1	347	325	257	257	29	29
DIV. I NON-CONF.											
TOTALS		RPI 1-25		RPI 26-50		W-L RECORDS	RPI 51-100	RPI 101-999		RPI 201+	
13- 7	0- 1		0- 0		OVERALL	0- 0	13- 6		12- 4		
7- 4	0- 0		0- 0		HOME	0- 0	7- 4		6- 2		
6- 3	0- 1		0- 0		AWAY	0- 0	6- 2		6- 2		
0- 0	0- 0		0- 0		NEUTRAL	0- 0	0- 0		0- 0		
7- 3	0- 1		0- 0		NON-CONFERENCE	0- 0	7- 2		6- 2		
5- 1	0- 0		0- 0		HOME	0- 0	5- 1		4- 1		
2- 2	0- 1		0- 0		AWAY	0- 0	2- 1		2- 1		
0- 0	0- 0		0- 0		NEUTRAL	0- 0	0- 0		0- 0		
6- 4	0- 0		0- 0		CONFERENCE	0- 0	6- 4		6- 2		
2- 3	0- 0		0- 0		HOME	0- 0	2- 3		2- 1		
4- 1	0- 0		0- 0		AWAY	0- 0	4- 1		4- 1		
0- 0	0- 0		0- 0		NEUTRAL	0- 0	0- 0		0- 0		

RPI 1-25				RPI 26-50				RPI 51-100				RPI 101+ Team's RPI: 258			
RPI	S	Opponent	Score	RPI	S	Opponent	Score	RPI	S	Opponent	Score	RPI	S	Opponent	Score
14	A	Rutgers	35 101									130	H	Saint Francis (PA)	56 80
												147	H	Robert Morris	68 77
												180	H	Army West Point	58 56
												204	H	Stony Brook	51 56
												259	A	Howard	65 68
												264	A	LIU Brooklyn	61 49
												274	H	Colgate	61 51
												275	A	Mt. St. Mary's	52 55
												281	H	Sacred Heart	69 59
												283	A	Bryant	77 69
												283	H	Bryant	48 65
												286	A	St. Francis Brooklyn	70 62
												293	H	Monmouth	78 61
												299	H	Central Conn. St.	78 49
												325	A	Wagner	74 64
												342	H	Saint Peter's	69 59
												344	A	NJIT	74 70
												347	H	UMass Lowell	60 51
												349	A	Longwood	72 52
LAST 12 Division I GAMES:															
283	A	Bryant	77 69	275	A	Mt. St. Mary's	52 55								
264	A	LIU Brooklyn	61 49	325	A	Wagner	74 64								
286	A	St. Francis Brooklyn	70 62	130	H	Saint Francis (PA)	56 80								
281	H	Sacred Heart	69 59	147	H	Robert Morris	68 77								
299	H	Central Conn. St.	78 49	342	H	Saint Peter's	69 59								
283	H	Bryant	48 65	14	A	Rutgers	35 101								

Non-Div I Games:	Rutgers-Newark	76	40
------------------	----------------	----	----

Fairleigh Dickinson

Loss, Non-Conf, S Site, H Home A Away N Neutral

Average RPI Win:	263	WON-LOST	WINNING	LAST 10	STRENGTH OF	OPP. STRENGTH	TEAM	ADJ.	CONF.	ADJ CONF.
Average RPI Loss:	117	RECORD	PCT. RANK	GAMES	SCHEDULE	OF SCHEDULE	RPI	RPI	RPI	RPI
DIV. I ONLY	10- 9	155	6- 4	167	252	179	179	18	18	
DIV. I NON-CONF.	6- 5	153	3- 1	292	269	232	232	19	19	

TOTALS	RPI 1-25	RPI 26-50	W-L RECORDS	RPI 51-100	RPI 101-999	RPI 201+				
10- 9	0- 0	0- 1	OVERALL	0- 3	10- 5	8- 1				
7- 3	0- 0	0- 0	HOME	0- 1	7- 2	5- 1				
3- 5	0- 0	0- 1	AWAY	0- 2	3- 2	3- 0				
0- 1	0- 0	0- 0	NEUTRAL	0- 0	0- 1	0- 0				
6- 5	0- 0	0- 0	NON-CONFERENCE	0- 2	6- 3	6- 1				
4- 2	0- 0	0- 0	HOME	0- 1	4- 1	4- 1				
2- 2	0- 0	0- 0	AWAY	0- 1	2- 1	2- 0				
0- 1	0- 0	0- 0	NEUTRAL	0- 0	0- 1	0- 0				
4- 4	0- 0	0- 1	CONFERENCE	0- 1	4- 2	2- 0				
3- 1	0- 0	0- 0	HOME	0- 0	3- 1	1- 0				
1- 3	0- 0	0- 1	AWAY	0- 1	1- 1	1- 0				
0- 0	0- 0	0- 0	NEUTRAL	0- 0	0- 0	0- 0				

RPI 1-25				RPI 26-50				RPI 51-100				RPI 101+ Team's RPI: 179			
RPI	S	Opponent	Score	RPI	S	Opponent	Score	RPI	S	Opponent	Score	RPI	S	Opponent	Score
				45	A	Western Ky.	63 82	57	A	Nebraska	69 86	107	H	Ri ce	53 67
								58	H	Mercer	55 66	122	A	UTEP	70 75
								75	A	UAB	57 90	122	H	UTEP	72 66
												131	A	Colorado	69 76
												182	N	Bowling Green	55 66
												193	H	Louisiana Tech	86 72
												236	H	North Florida	83 75
												255	A	Indiana St.	66 58
												257	H	UMKC	65 55
												280	H	Grand Canyon	73 77
												286	H	St. Francis Brooklyn	80 60
												304	A	UTSA	99 65
												317	A	Georgia St.	82 50
												327	H	Delaware St.	90 67
												330	H	Marshall	79 59

LAST 12 Division I GAMES:															
				45	A	Western Ky.	63 82	122	H	UTEP	72 66				
				75	A	UAB	57 90	330	H	Marshall	79 59				
				304	A	UTSA	99 65	257	H	UMKC	65 55				
				193	H	Louisiana Tech	86 72	327	H	Delaware St.	90 67				
				122	A	UTEP	70 75	57	A	Nebraska	69 86				
				107	H	Ri ce	53 67	317	A	Georgia St.	82 50				

Non-Div I Games:

Fla. Atlantic

Average RPI Win:	205	WON-LOST	WINNING	LAST 10	STRENGTH OF	OPP. STRENGTH	TEAM	ADJ.	CONF.	ADJ CONF.
Average RPI Loss:	79	RECORD	PCT. RANK	GAMES	SCHEDULE	OF SCHEDULE	RPI	RPI	RPI	RPI
DIV. I ONLY	10- 12	204	3- 7	108	63	178	178	2	2	
DIV. I NON-CONF.	8- 5	111	2- 1	236	127	196	196	2	2	

TOTALS	RPI 1-25	RPI 26-50	W-L RECORDS	RPI 51-100	RPI 101-999	RPI 201+				
10- 12	0- 5	1- 0	OVERALL	1- 2	8- 5	5- 1				
6- 8	0- 4	0- 0	HOME	0- 2	6- 2	3- 1				
2- 3	0- 1	1- 0	AWAY	1- 0	0- 2	0- 0				
2- 1	0- 0	0- 0	NEUTRAL	0- 0	2- 1	2- 0				
8- 5	0- 2	1- 0	NON-CONFERENCE	0- 1	7- 2	5- 1				
5- 4	0- 2	0- 0	HOME	0- 1	5- 1	3- 1				
1- 0	0- 0	1- 0	AWAY	0- 0	0- 0	0- 0				
2- 1	0- 0	0- 0	NEUTRAL	0- 0	2- 1	2- 0				
2- 7	0- 3	0- 0	CONFERENCE	1- 1	1- 3	0- 0				
1- 4	0- 2	0- 0	HOME	0- 1	1- 1	0- 0				
1- 3	0- 1	0- 0	AWAY	1- 0	0- 2	0- 0				
0- 0	0- 0	0- 0	NEUTRAL	0- 0	0- 0	0- 0				

RPI 1-25				RPI 26-50				RPI 51-100				RPI 101+				Team's RPI: 178	
RPI	S	Opponent	Score	RPI	S	Opponent	Score	RPI	S	Opponent	Score	RPI	S	Opponent	Score		
3	A	Mississippi St.	53 90	30	A	Oklahoma	80 61	87	A	Arkansas	65 51	105	A	Auburn	55 84		
5	H	Ohio St.	77 103					92	H	Chattanooga	60 65	106	H	Kentucky	53 56		
6	H	Florida St.	54 84					100	H	Alabama	54 63	111	H	Jacksonville	69 59		
20	H	Georgia	57 66									119	A	Ole Miss	75 78		
25	H	LSU	59 66									119	H	Ole Miss	61 60		
												156	N	Stetson	71 85		
												181	H	Saint Joseph's	71 51		
												209	N	Richmond	87 80		
												211	H	Arkansas St.	69 70		
												317	H	Georgia St.	82 66		
												327	H	Delaware St.	85 51		
												330	H	Marshall	74 69		
												343	N	Savannah St.	90 40		

LAST 12 Division I GAMES:																	
20	H	Georgia	57 66	119	A	Ole Miss	75 78										
3	A	Mississippi St.	53 90	100	H	Alabama	54 63										
119	H	Ole Miss	61 60	105	A	Auburn	55 84										
87	A	Arkansas	65 51	327	H	Delaware St.	85 51										
25	H	LSU	59 66	181	H	Saint Joseph's	71 51										
106	H	Kentucky	53 56	92	H	Chattanooga	60 65										

Non-Div I Games:

Florida

Average RPI Win:	303	WON-LOST	WINNING	LAST 10	STRENGTH OF	OPP. STRENGTH	TEAM	ADJ.	CONF.	ADJ CONF.
Average RPI Loss:	219	RECORD	PCT. RANK	GAMES	SCHEDULE	OF SCHEDULE	RPI	RPI	RPI	RPI
DIV. I ONLY	3- 18	321	2- 8	331	287	340	340	31	31	
DIV. I NON-CONF.	1- 11	331	0- 3	328	219	342	342	31	31	

TOTALS	RPI 1-25	RPI 26-50	W-L RECORDS	RPI 51-100	RPI 101-999	RPI 201+				
3- 18	0- 0	0- 0	OVERALL	0- 3	3- 15	3- 13				
2- 3	0- 0	0- 0	HOME	0- 0	2- 3	2- 3				
1- 14	0- 0	0- 0	AWAY	0- 3	1- 11	1- 9				
0- 1	0- 0	0- 0	NEUTRAL	0- 0	0- 1	0- 1				
1- 11	0- 0	0- 0	NON-CONFERENCE	0- 3	1- 8	1- 8				
0- 2	0- 0	0- 0	HOME	0- 0	0- 2	0- 2				
1- 8	0- 0	0- 0	AWAY	0- 3	1- 5	1- 5				
0- 1	0- 0	0- 0	NEUTRAL	0- 0	0- 1	0- 1				
2- 7	0- 0	0- 0	CONFERENCE	0- 0	2- 7	2- 5				
2- 1	0- 0	0- 0	HOME	0- 0	2- 1	2- 1				
0- 6	0- 0	0- 0	AWAY	0- 0	0- 6	0- 4				
0- 0	0- 0	0- 0	NEUTRAL	0- 0	0- 0	0- 0				

RPI 1-25				RPI 26-50				RPI 51-100				RPI 101+ Team's RPI: 340					
RPI	S	Opponent	Score	RPI	S	Opponent	Score	RPI	S	Opponent	Score	RPI	S	Opponent	Score		
								88	A	Kansas St.	57	81	145	A	Bethune-Cookman	42	44
								94	A	Miami (OH)	33	73	185	A	Hampton	65	66
								100	A	Alabama	55	91	207	A	Xavier	52	70
												208	A	Eastern Mich.	61	83	
												220	A	Texas Tech	63	82	
												223	A	Norfolk St.	49	70	
												233	A	Omaha	73	78	
												236	H	North Florida	68	77	
												254	N	A&M-Corpus Christi	55	58	
												259	A	Howard	65	76	
												259	H	Howard	74	59	
												263	A	Morgan St.	56	61	
												281	H	Sacred Heart	68	73	
												291	A	Coppin St.	56	62	
												319	A	UTRGV	38	51	
												324	A	Western Caro.	80	63	
												327	H	Delaware St.	59	54	
												343	H	Savannah St.	47	65	

LAST 12 Division I GAMES:																	
				259	A	Howard	65	76	291	A	Coppin St.	56	62				
				343	H	Savannah St.	47	65	263	A	Morgan St.	56	61				
				223	A	Norfolk St.	49	70	259	H	Howard	74	59				
				185	A	Hampton	65	66	100	A	Alabama	55	91				
				327	H	Delaware St.	59	54	207	A	Xavier	52	70				
				145	A	Bethune-Cookman	42	44	94	A	Miami (OH)	33	73				

Non-Div I Games: Lynn 74 37

Florida A&M

Average RPI Win:	123	WON-LOST	WINNING	LAST 10	STRENGTH OF	OPP. STRENGTH	TEAM	ADJ.	CONF.	ADJ CONF.
Average RPI Loss:	17	RECORD	PCT. RANK	GAMES	SCHEDULE	OF SCHEDULE	RPI	RPI	RPI	RPI
DIV. I ONLY	19- 4	15	7- 3	11	36	6	6	1	1	
DIV. I NON-CONF.	12- 1	6	2- 0	42	83	7	7	1	1	

TOTALS	RPI 1-25	RPI 26-50	W-L RECORDS	RPI 51-100	RPI 101-999	RPI 201+				
19- 4	2- 3	2- 1	OVERALL	4- 0	11- 0	3- 0				
9- 1	0- 1	1- 0	HOME	3- 0	5- 0	2- 0				
10- 3	2- 2	1- 1	AWAY	1- 0	6- 0	1- 0				
0- 0	0- 0	0- 0	NEUTRAL	0- 0	0- 0	0- 0				
12- 1	1- 1	2- 0	NON-CONFERENCE	1- 0	8- 0	3- 0				
6- 0	0- 0	1- 0	HOME	0- 0	5- 0	2- 0				
6- 1	1- 1	1- 0	AWAY	1- 0	3- 0	1- 0				
0- 0	0- 0	0- 0	NEUTRAL	0- 0	0- 0	0- 0				
7- 3	1- 2	0- 1	CONFERENCE	3- 0	3- 0	0- 0				
3- 1	0- 1	0- 0	HOME	3- 0	0- 0	0- 0				
4- 2	1- 1	0- 1	AWAY	0- 0	3- 0	0- 0				
0- 0	0- 0	0- 0	NEUTRAL	0- 0	0- 0	0- 0				

RPI	S	Opponent	Score	RPI	S	Opponent	Score	RPI	S	Opponent	Score	RPI	S	Opponent	Score
2	H	Notre Dame	69 100	33	H	Arizona St.	77 66	54	H	Miami (FL)	105 67	102	A	Wake Forest	81 79
4	A	Louisville	50 49	38	A	Syracuse	69 76	64	H	Virginia Tech	107 62	111	H	Jacksonville	82 50
11	A	Texas	72 87	39	A	Creighton	92 82	82	A	James Madison	79 63	144	A	Pittsburgh	66 59
18	A	NC State	56 65					91	H	North Carolina	103 65	149	A	Clemson	69 47
22	A	Iowa	94 93									156	H	Stetson	84 39
												167	H	Samford	87 62
												173	A	Jacksonville St.	75 51
												178	A	Florida	84 54
												236	H	North Florida	109 51
												247	A	Grambling	96 53
												281	H	Sacred Heart	101 52

LAST 12 Division I GAMES:															
144	A	Pittsburgh	66 59	54	H	Miami (FL)	105 67	149	A	Clemson	69 47				
18	A	NC State	56 65	38	A	Syracuse	69 76	91	H	North Carolina	103 65				
2	H	Notre Dame	69 100					111	H	Jacksonville	82 50				
4	A	Louisville	50 49					39	A	Creighton	92 82				
102	A	Wake Forest	81 79												
64	H	Virginia Tech	107 62												

Non-Div I Games:

Florida St.

■ Loss,
 ■ Non-Conf,
 ■ S Site,
 ■ Home
 ■ A Away
 N Neutral

Average RPI Win:	186	WON-LOST	WINNING	LAST 10	STRENGTH OF	OPP. STRENGTH	TEAM	ADJ.	CONF.	ADJ CONF.
Average RPI Loss:	81	RECORD	PCT. RANK	GAMES	SCHEDULE	OF SCHEDULE	RPI	RPI	RPI	RPI
DIV. I ONLY	18- 6	45	8- 2	151	105	73	73	12	12	
DIV. I NON-CONF.	9- 4	82	1- 0	121	58	71	71	10	10	

TOTALS	RPI 1-25	RPI 26-50	W-L RECORDS	RPI 51-100	RPI 101-999	RPI 201+				
18- 6	0- 1	1- 1	OVERALL	4- 3	13- 1	8- 0				
12- 2	0- 1	1- 1	HOME	2- 0	9- 0	4- 0				
6- 4	0- 0	0- 0	AWAY	2- 3	4- 1	4- 0				
0- 0	0- 0	0- 0	NEUTRAL	0- 0	0- 0	0- 0				
9- 4	0- 1	1- 0	NON-CONFERENCE	2- 2	6- 1	3- 0				
7- 1	0- 1	1- 0	HOME	1- 0	5- 0	2- 0				
2- 3	0- 0	0- 0	AWAY	1- 2	1- 1	1- 0				
0- 0	0- 0	0- 0	NEUTRAL	0- 0	0- 0	0- 0				
9- 2	0- 0	0- 1	CONFERENCE	2- 1	7- 0	5- 0				
5- 1	0- 0	0- 1	HOME	1- 0	4- 0	2- 0				
4- 1	0- 0	0- 0	AWAY	1- 1	3- 0	3- 0				
0- 0	0- 0	0- 0	NEUTRAL	0- 0	0- 0	0- 0				

RPI 1-25				RPI 26-50				RPI 51-100				RPI 101+			
RPI	S	Opponent	Score	RPI	S	Opponent	Score	RPI	S	Opponent	Score	RPI	S	Opponent	Score
10	H	UCLA	30 67	32	H	Northern Colo.	48 33	60	A	St. John's (NY)	67 64	112	H	George Washington	61 50
				44	H	Dayton	62 63	66	A	Albany (NY)	52 59	135	H	Bucknell	71 62
								70	H	UC Davis	70 62	144	H	Pittsburgh	58 55
								80	A	Penn St.	60 65	152	H	Davidson	66 58
								89	A	Saint Louis	85 91	165	H	Hartford	69 44
								89	H	Saint Louis	66 63	196	A	Boston College	52 55
								97	A	George Mason	67 62	209	A	Richmond	43 38
												239	H	St. Bonaventure	72 48
												250	A	Manhattan	54 48
												289	A	Massachusetts	62 51
												300	A	VCU	64 54
												331	H	UMBC	55 46
												332	H	Rhode Island	76 64
												337	H	Iona	78 48

LAST 12 Division I GAMES:															
332	H	Rhode Island	76 64	300	A	VCU	64 54	152	H	Davidson	66 58				
89	A	Saint Louis	85 91	89	H	Saint Louis	66 63	289	A	Massachusetts	62 51				
97	A	George Mason	67 62	112	H	George Washington	61 50	70	H	UC Davis	70 62				
239	H	St. Bonaventure	72 48												
209	A	Richmond	43 38												
44	H	Dayton	62 63												

Non-Div I Games:

Fordham

Average RPI Win:	290	WON-LOST	WINNING	LAST 10	STRENGTH OF	OPP. STRENGTH	TEAM	ADJ.	CONF.	ADJ CONF.
Average RPI Loss:	170	RECORD	PCT. RANK	GAMES	SCHEDULE	OF SCHEDULE	RPI	RPI	RPI	RPI
DIV. I ONLY	3- 17	317	1- 9	180	269	318	318	14	14	
DIV. I NON-CONF.	2- 8	290	0- 1	290	309	336	336	17	17	

TOTALS	RPI 1-25	RPI 26-50	W-L RECORDS	RPI 51-100	RPI 101-999	RPI 201+				
3- 17	0- 0	0- 2	OVERALL	0- 2	3- 13	3- 7				
3- 5	0- 0	0- 0	HOME	0- 0	3- 5	3- 2				
0- 12	0- 0	0- 2	AWAY	0- 2	0- 8	0- 5				
0- 0	0- 0	0- 0	NEUTRAL	0- 0	0- 0	0- 0				
2- 8	0- 0	0- 1	NON-CONFERENCE	0- 1	2- 6	2- 4				
2- 2	0- 0	0- 0	HOME	0- 0	2- 2	2- 1				
0- 6	0- 0	0- 1	AWAY	0- 1	0- 4	0- 3				
0- 0	0- 0	0- 0	NEUTRAL	0- 0	0- 0	0- 0				
1- 9	0- 0	0- 1	CONFERENCE	0- 1	1- 7	1- 3				
1- 3	0- 0	0- 0	HOME	0- 0	1- 3	1- 1				
0- 6	0- 0	0- 1	AWAY	0- 1	0- 4	0- 2				
0- 0	0- 0	0- 0	NEUTRAL	0- 0	0- 0	0- 0				

RPI 1-25				RPI 26-50				RPI 51-100				RPI 101+				Team's RPI: 318	
RPI	S	Opponent	Score	RPI	S	Opponent	Score	RPI	S	Opponent	Score	RPI	S	Opponent	Score		
34	A	Michigan	45 77	45	77			68	A	Belmont	42 74	104	A	Western Ill.	44 91		
41	A	South Dakota St.	49 105	49	105			71	A	South Dakota	43 85	104	H	Western Ill.	64 100		
												114	H	Milwaukee	48 60		
												195	A	Denver	65 86		
												195	H	Denver	55 73		
												200	A	Illinois	50 64		
												205	A	Oral Roberts	45 66		
												205	H	Oral Roberts	48 73		
												207	A	Xavier	50 62		
												233	H	Omaha	76 65		
												268	A	North Dakota St.	56 72		
												279	A	Coastal Caro.	58 67		
												288	A	Valparaiso	50 68		
												292	H	Loyola Chicago	79 70		
												314	H	Ill.-Chicago	51 67		
												346	H	Eastern Ill.	93 77		
LAST 12 Division I GAMES:																	
195	A	Denver	65 86	233	H	Omaha	76 65										
205	A	Oral Roberts	45 66	195	H	Denver	55 73										
41	A	South Dakota St.	49 105	205	H	Oral Roberts	48 73										
268	A	North Dakota St.	56 72	104	H	Western Ill.	64 100										
104	A	Western Ill.	44 91	288	A	Valparaiso	50 68										
71	A	South Dakota	43 85	34	A	Michigan	45 77										

Non-Div I Games: Quincy 73 72 Maryville (MO) 70 76 Findlay 55 75

Fort Wayne

Average RPI Win:	195	WON-LOST	WINNING	LAST 10	STRENGTH OF	OPP. STRENGTH	TEAM	ADJ.	CONF.	ADJ CONF.
Average RPI Loss:	171	RECORD	PCT. RANK	GAMES	SCHEDULE	OF SCHEDULE	RPI	RPI	RPI	RPI
DIV. I ONLY	13- 10	136	7- 3	185	169	146	146	16	16	
DIV. I NON-CONF.	5- 6	187	0- 0	109	258	178	178	14	14	

TOTALS	RPI 1-25	RPI 26-50	W-L RECORDS	RPI 51-100	RPI 101-999	RPI 201+				
13- 10	0- 0	0- 1	OVERALL	2- 1	11- 8	5- 2				
10- 2	0- 0	0- 1	HOME	1- 0	9- 1	4- 1				
3- 8	0- 0	0- 0	AWAY	1- 1	2- 7	1- 1				
0- 0	0- 0	0- 0	NEUTRAL	0- 0	0- 0	0- 0				
5- 6	0- 0	0- 1	NON-CONFERENCE	0- 0	5- 5	1- 1				
4- 2	0- 0	0- 1	HOME	0- 0	4- 1	1- 1				
1- 4	0- 0	0- 0	AWAY	0- 0	1- 4	0- 0				
0- 0	0- 0	0- 0	NEUTRAL	0- 0	0- 0	0- 0				
8- 4	0- 0	0- 0	CONFERENCE	2- 1	6- 3	4- 1				
6- 0	0- 0	0- 0	HOME	1- 0	5- 0	3- 0				
2- 4	0- 0	0- 0	AWAY	1- 1	1- 3	1- 1				
0- 0	0- 0	0- 0	NEUTRAL	0- 0	0- 0	0- 0				

RPI	S	Opponent	Score	RPI	S	Opponent	Score	RPI	S	Opponent	Score	RPI	S	Opponent	Score	Team's RPI: 146
33	H	Arizona St.	49 81	76	H	Wyoming	60 47	110	H	Colorado St.	56 45	139	H	Weber St.	81 78	
				78	A	New Mexico	75 88	142	A	Texas St.	59 76	151	H	Pacific	81 70	
				99	A	UNLV	74 72	166	A	San Francisco	62 70	183	A	CSUN	72 85	
								188	A	Nevada	73 90	188	H	Nevada	68 55	
								191	A	Boise St.	66 75	194	H	Eastern Wash.	81 56	
								198	A	UT Arlington	54 67	201	A	UC Santa Barbara	64 57	
								226	H	Montana	61 58	242	H	UC Riverside	56 68	
								249	H	San Diego St.	64 53	287	A	Utah St.	52 60	
								287	H	Utah St.	57 56	310	A	Air Force	64 58	
								310	H	Air Force	64 48					
LAST 12 Division I GAMES:																
76	H	Wyoming	60 47	78	A	New Mexico	75 88	191	A	Boise St.	66 75	110	H	Colorado St.	56 45	
188	H	Nevada	68 55	191	A	Boise St.	66 75	110	H	Colorado St.	56 45	287	H	Utah St.	57 56	
310	H	Air Force	64 48	110	H	Colorado St.	56 45	310	A	Air Force	64 58	188	A	Nevada	73 90	
287	A	Utah St.	52 60	287	H	Utah St.	57 56									
99	A	UNLV	74 72	310	A	Air Force	64 58									
249	H	San Diego St.	64 53	188	A	Nevada	73 90									

Non-Div I Games:

Fresno St.

Average RPI Win: 218
Average RPI Loss: 156

WON-LOST
RECORD

WINNING
PCT. RANK

LAST 10
GAMES

STRENGTH OF
SCHEDULE

OPP. STRENGTH
OF SCHEDULE

TEAM
RPI

ADJ.
RPI

CONF.
RPI

ADJ CONF.
RPI

DIV. I ONLY	10- 11	193	3- 6	203	156	187	187	17	17
DIV. I NON-CONF.	7- 5	132	1- 1	277	169	152	152	16	16
TOTALS	RPI 1-25	RPI 26-50	W-L RECORDS	RPI 51-100	RPI 101-999	RPI 201+			
10- 11	0- 1	0- 0	OVERALL	2- 3	8- 7	6- 5			
6- 2	0- 0	0- 0	HOME	1- 1	5- 1	3- 0			
3- 8	0- 0	0- 0	AWAY	0- 0	3- 3	3- 2			
1- 1	0- 0	0- 0	NEUTRAL	1- 0	0- 1	0- 1			
7- 5	0- 1	0- 0	NON-CONFERENCE	1- 1	6- 3	5- 3			
4- 0	0- 0	0- 0	HOME	0- 0	4- 0	3- 0			
2- 4	0- 1	0- 0	AWAY	0- 1	2- 2	2- 2			
1- 1	0- 0	0- 0	NEUTRAL	1- 0	0- 1	0- 1			
3- 6	0- 0	0- 0	CONFERENCE	1- 2	2- 4	1- 2			
2- 2	0- 0	0- 0	HOME	1- 1	1- 1	0- 0			
1- 4	0- 0	0- 0	AWAY	0- 1	1- 3	1- 2			
0- 0	0- 0	0- 0	NEUTRAL	0- 0	0- 0	0- 0			

RPI	S	Opponent	Score	RPI	S	Opponent	Score	RPI	S	Opponent	Score	RPI	S	Opponent	Score	Team's RPI: 187
20	A	Georgia	44 79					58	A	Mercer	53 65	141	H	ETSU	57 69	
								58	H	Mercer	64 86	152	H	Davi dson	65 62	
								77	N	Ohio	70 68	167	A	Samford	58 62	
								91	A	North Carolina	56 84	167	H	Samford	45 41	
								92	H	Chattanooga	58 57	207	N	Xavi er	62 75	
												217	A	Gardner-Webb	57 71	
												231	A	UNCG	74 76	
												244	A	UNC Asheville	71 63	
												260	A	Presbyteri an	75 76	
												261	H	Col. of Charleston	72 58	
												265	H	UNCW	76 71	
												270	A	Wofford	48 79	
												296	H	Kennesaw St.	78 59	
												297	A	USC Upstate	80 59	
												324	A	Western Caro.	68 59	
LAST 12 Division I GAMES:																
167	A	Samford	58 62	324	A	Western Caro.	68 59									
58	A	Mercer	53 65	58	H	Mercer	64 86									
270	A	Wofford	48 79	167	H	Samford	45 41									
92	H	Chattanooga	58 57	260	A	Presbyteri an	75 76									
141	H	ETSU	57 69	244	A	UNC Asheville	71 63									
231	A	UNCG	74 76	207	N	Xavi er	62 75									

Non-Div I Games:

Bob Jones

93 46

Pfeiffer

102 51

Converse

80 41

Furman

Average RPI Win:	262	WON-LOST	WINNING	LAST 10	STRENGTH OF	OPP. STRENGTH	TEAM	ADJ.	CONF.	ADJ CONF.
Average RPI Loss:	184	RECORD	PCT. RANK	GAMES	SCHEDULE	OF SCHEDULE	RPI	RPI	RPI	RPI
DIV. I ONLY	2- 18	333	1- 9	165	330	321	321	23	23	
DIV. I NON-CONF.	1- 8	313	0- 1	152	334	298	298	23	23	

TOTALS	RPI 1-25	RPI 26-50	W-L RECORDS	RPI 51-100	RPI 101-999	RPI 201+				
2- 18	0- 0	0- 1	OVERALL	0- 3	2- 14	1- 9				
1- 8	0- 0	0- 0	HOME	0- 2	1- 6	0- 4				
1- 10	0- 0	0- 1	AWAY	0- 1	1- 8	1- 5				
0- 0	0- 0	0- 0	NEUTRAL	0- 0	0- 0	0- 0				
1- 8	0- 0	0- 1	NON-CONFERENCE	0- 3	1- 4	1- 4				
0- 5	0- 0	0- 0	HOME	0- 2	0- 3	0- 3				
1- 3	0- 0	0- 1	AWAY	0- 1	1- 1	1- 1				
0- 0	0- 0	0- 0	NEUTRAL	0- 0	0- 0	0- 0				
1- 10	0- 0	0- 0	CONFERENCE	0- 0	1- 10	0- 5				
1- 3	0- 0	0- 0	HOME	0- 0	1- 3	0- 1				
0- 7	0- 0	0- 0	AWAY	0- 0	0- 7	0- 4				
0- 0	0- 0	0- 0	NEUTRAL	0- 0	0- 0	0- 0				

RPI 1-25				RPI 26-50				RPI 51-100				RPI 101+				Team's RPI: 321
RPI	S	Opponent	Score	RPI	S	Opponent	Score	RPI	S	Opponent	Score	RPI	S	Opponent	Score	
				47	A	UCF	38 62	58	A	Mercer	45 72	101	A	South Ala.	52 79	
								63	H	IUPUI	52 72	128	A	Little Rock	52 92	
								100	H	Alabama	36 84	128	H	Little Rock	34 64	
												142	H	Texas St.	56 81	
												192	A	Troy	47 88	
												198	H	UT Arlington	73 68	
												204	H	Stony Brook	49 68	
												211	A	Arkansas St.	48 69	
												211	H	Arkansas St.	62 71	
												222	A	N.C. A&T	49 60	
												271	A	Appalachian St.	56 87	
												279	A	Coastal Caro.	51 54	
												296	H	Kennesaw St.	58 60	
												317	A	Georgia St.	56 71	
												326	A	South Carolina St.	61 58	
												343	H	Savannah St.	67 71	

LAST 12 Division I GAMES:																
211	A	Arkansas St.	48 69	279	A	Coastal Caro.	51 54									
128	A	Little Rock	52 92	128	H	Little Rock	34 64									
198	H	UT Arlington	73 68	211	H	Arkansas St.	62 71									
142	H	Texas St.	56 81	101	A	South Ala.	52 79									
317	A	Georgia St.	56 71	192	A	Troy	47 88									
271	A	Appalachian St.	56 87	204	H	Stony Brook	49 68									

Non-Div I Games: Coastal Ga. 68 63 Thomas (GA) 79 51

Ga. Southern

Average RPI Win:	263	WON-LOST	WINNING	LAST 10	STRENGTH OF	OPP. STRENGTH	TEAM	ADJ.	CONF.	ADJ CONF.
Average RPI Loss:	166	RECORD	PCT. RANK	GAMES	SCHEDULE	OF SCHEDULE	RPI	RPI	RPI	RPI
DIV. I ONLY	11- 8	131	4- 6	299	305	217	217	28	28	
DIV. I NON-CONF.	7- 2	50	1- 0	291	225	122	122	28	28	

TOTALS	RPI 1-25	RPI 26-50	W-L RECORDS	RPI 51-100	RPI 101-999	RPI 201+				
11- 8	0- 0	0- 1	OVERALL	0- 0	11- 7	8- 3				
6- 4	0- 0	0- 1	HOME	0- 0	6- 3	4- 2				
5- 4	0- 0	0- 0	AWAY	0- 0	5- 3	4- 1				
0- 0	0- 0	0- 0	NEUTRAL	0- 0	0- 0	0- 0				
7- 2	0- 0	0- 1	NON-CONFERENCE	0- 0	7- 1	5- 0				
4- 1	0- 0	0- 1	HOME	0- 0	4- 0	3- 0				
3- 1	0- 0	0- 0	AWAY	0- 0	3- 1	2- 0				
0- 0	0- 0	0- 0	NEUTRAL	0- 0	0- 0	0- 0				
4- 6	0- 0	0- 0	CONFERENCE	0- 0	4- 6	3- 3				
2- 3	0- 0	0- 0	HOME	0- 0	2- 3	1- 2				
2- 3	0- 0	0- 0	AWAY	0- 0	2- 3	2- 1				
0- 0	0- 0	0- 0	NEUTRAL	0- 0	0- 0	0- 0				

RPI 1-25				RPI 26-50				RPI 51-100				RPI 101+ Team's RPI: 217			
RPI	S	Opponent	Score	RPI	S	Opponent	Score	RPI	S	Opponent	Score	RPI	S	Opponent	Score
				47	H	UCF	30 65					106	A	Kentucky	34 72
												108	H	Li berty	60 85
												148	A	Hi gh Poi nt	80 83
												152	A	Davi dson	70 65
												172	A	Radford	46 66
												172	H	Radford	69 53
												187	H	Furman	71 57
												215	A	Morehead St.	68 60
												241	H	Campbell	44 73
												244	H	UNC Asheville	60 61
												260	A	Presbyteria n	69 72
												270	H	Wofford	73 55
												275	A	Mt. St. Mary's	75 67
												297	H	USC Upstate	60 39
												316	H	Charleston So.	68 52
												324	H	Western Caro.	70 67
												339	A	Wintthrop	66 59
												349	A	Longwood	61 54

LAST 12 Division I GAMES:															
				172	A	Radford	46 66	108	H	Li berty	60 85				
				244	H	UNC Asheville	60 61	349	A	Longwood	61 54				
				339	A	Wintthrop	66 59	172	H	Radford	69 53				
				241	H	Campbell	44 73	148	A	Hi gh Poi nt	80 83				
				316	H	Charleston So.	68 52	324	H	Western Caro.	70 67				
				260	A	Presbyteria n	69 72	275	A	Mt. St. Mary's	75 67				

Non-Div I Games: Montreat 83 26 Converse 82 59 Pfeiffer 72 53

Gardner-Webb

Average RPI Win:	232	WON-LOST	WINNING	LAST 10	STRENGTH OF	OPP. STRENGTH	TEAM	ADJ.	CONF.	ADJ CONF.
Average RPI Loss:	74	RECORD	PCT. RANK	GAMES	SCHEDULE	OF SCHEDULE	RPI	RPI	RPI	RPI
DIV. I ONLY	18- 6	45	7- 3	258	163	97	97	12	12	
DIV. I NON-CONF.	11- 3	46	1- 1	274	268	94	94	10	10	

TOTALS	RPI 1-25	RPI 26-50	W-L RECORDS	RPI 51-100	RPI 101-999	RPI 201+				
18- 6	0- 0	0- 2	OVERALL	3- 2	15- 2	13- 0				
12- 1	0- 0	0- 0	HOME	2- 1	10- 0	9- 0				
5- 5	0- 0	0- 0	AWAY	0- 0	5- 2	4- 0				
1- 0	0- 0	0- 0	NEUTRAL	1- 0	0- 0	0- 0				
11- 3	0- 0	0- 2	NON-CONFERENCE	2- 0	9- 1	9- 0				
9- 0	0- 0	0- 0	HOME	1- 0	8- 0	8- 0				
1- 3	0- 0	0- 2	AWAY	0- 0	1- 1	1- 0				
1- 0	0- 0	0- 0	NEUTRAL	1- 0	0- 0	0- 0				
7- 3	0- 0	0- 0	CONFERENCE	1- 2	6- 1	4- 0				
3- 1	0- 0	0- 0	HOME	1- 1	2- 0	1- 0				
4- 2	0- 0	0- 0	AWAY	0- 1	4- 1	3- 0				
0- 0	0- 0	0- 0	NEUTRAL	0- 0	0- 0	0- 0				

RPI S Opponent	Score	RPI S Opponent	Score	RPI S Opponent	Score	RPI S Opponent	Score
34 A Mi chi gan	61 75	51 A Duquesne	64 71	112 A George Washi ngton	52 62	131 A Col orado	61 76
43 A Houston	73 82	67 H Ameri can	71 53	152 H Davi dson	74 61	181 A Saint Joseph' s	65 57
		73 H Fordham	62 67	209 H Ri chmond	77 56	221 H Southeast Mo. St.	57 38
		86 N Drake	87 75	227 A Loyol a Maryl and	80 72	232 A La Sal le	69 56
		89 H Sai nt Loui s	81 72	239 A St. Bonaventure	76 63	264 H LIU Brookl yn	73 70
				267 H Illi noi s St.	56 37	305 H UMES	82 68
				309 H Eastern Ky.	64 41	312 H Ol d Domini on	66 53
				331 H UMBC	58 38	332 A Rhode Isl and	92 53
				349 H Longwood	60 41		
LAST 12 Di vi si on I GAMES:							
181 A Saint Joseph' s	65 57	332 A Rhode Isl and	92 53				
239 A St. Bonaventure	76 63	112 A George Washi ngton	52 62				
73 H Fordham	62 67	232 A La Sal le	69 56				
89 H Saint Loui s	81 72	152 H Davi dson	74 61				
51 A Duquesne	64 71	349 H Longwood	60 41				
209 H Ri chmond	77 56	43 A Houston	73 82				

Non-Di v I Games:

George Mason

Average RPI	Win:	208	WON-LOST	WINNING	LAST 10	STRENGTH OF	OPP. STRENGTH	TEAM	ADJ.	CONF.	ADJ CONF.
Average RPI	Loss:	55	RECORD	PCT. RANK	GAMES	SCHEDULE	OF SCHEDULE	RPI	RPI	RPI	RPI
DIV. I ONLY		11- 11		172	6- 4	51	104	112	112	12	12
DIV. I NON-CONF.		5- 7		212	2- 0	24	57	110	110	10	10

TOTALS	RPI 1-25		RPI 26-50		W-L RECORDS	RPI 51-100		RPI 101-999		RPI 201+	
11- 11	0- 1		0- 5		OVERALL	2- 4		9- 1		6- 0	
6- 6	0- 0		0- 3		HOME	2- 2		4- 1		2- 0	
5- 5	0- 0		0- 0		AWAY	0- 0		5- 0		4- 0	
0- 0	0- 0		0- 0		NEUTRAL	0- 0		0- 0		0- 0	
5- 7	0- 1		0- 4		NON-CONFERENCE	1- 1		4- 1		2- 0	
3- 4	0- 0		0- 3		HOME	1- 0		2- 1		0- 0	
2- 3	0- 1		0- 1		AWAY	0- 1		2- 0		2- 0	
0- 0	0- 0		0- 0		NEUTRAL	0- 0		0- 0		0- 0	
6- 4	0- 0		0- 1		CONFERENCE	1- 3		5- 0		4- 0	
3- 2	0- 0		0- 0		HOME	1- 2		2- 0		2- 0	
3- 2	0- 0		0- 1		AWAY	0- 1		3- 0		2- 0	
0- 0	0- 0		0- 0		NEUTRAL	0- 0		0- 0		0- 0	

RPI 1-25				RPI 26-50				RPI 51-100				RPI 101+ Team's RPI: 112			
RPI	S	Opponent	Score	RPI	S	Opponent	Score	RPI	S	Opponent	Score	RPI	S	Opponent	Score
17	A	Maryland	54 80	27	H	South Fla.	78 83	51	H	Duquesne	53 54	123	H	Vanderbilt	59 69
				38	H	Syracuse	62 74	58	A	Mercer	44 61	126	H	Georgetown	65 54
				41	H	South Dakota St.	88 97	67	H	American	61 44	152	A	Davidson	53 48
				44	A	Dayton	55 66	73	A	Fordham	50 61	186	H	Wisconsin	61 46
				48	A	Princeton	52 72	89	H	Saint Louis	69 72	232	H	La Salle	60 45
								97	H	George Mason	62 52	239	A	St. Bonaventure	63 56

LAST 12 Division I GAMES:															
239	A	St. Bonaventure	63 56	51	H	Duquesne	53 54	97	H	George Mason	62 52	300	A	VCU	61 39
232	H	La Salle	60 45					73	A	Fordham	50 61	293	A	Monmouth	59 45
89	H	Saint Louis	69 72					67	H	American	61 44				
332	H	Rhode Island	65 52												
44	A	Dayton	55 66												
152	A	Davidson	53 48												

Non-Div I Games:

George Washington

Average RPI Win:	199	WON-LOST	WINNING	LAST 10	STRENGTH OF	OPP. STRENGTH	TEAM	ADJ.	CONF.	ADJ CONF.
Average RPI Loss:	62	RECORD	PCT. RANK	GAMES	SCHEDULE	OF SCHEDULE	RPI	RPI	RPI	RPI
DIV. I ONLY	10- 12	204	4- 6	112	41	126	126	6	6	
DIV. I NON-CONF.	5- 5	170	0- 0	233	68	170	170	6	6	

TOTALS	RPI 1-25	RPI 26-50	W-L RECORDS	RPI 51-100	RPI 101-999	RPI 201+				
10- 12	0- 2	1- 3	OVERALL	1- 5	8- 2	6- 0				
4- 4	0- 1	1- 1	HOME	0- 2	3- 0	3- 0				
5- 6	0- 1	0- 2	AWAY	1- 2	4- 1	3- 0				
1- 2	0- 0	0- 0	NEUTRAL	0- 1	1- 1	0- 0				
5- 5	0- 1	0- 0	NON-CONFERENCE	0- 2	5- 2	4- 0				
2- 1	0- 0	0- 0	HOME	0- 1	2- 0	2- 0				
2- 2	0- 1	0- 0	AWAY	0- 0	2- 1	2- 0				
1- 2	0- 0	0- 0	NEUTRAL	0- 1	1- 1	0- 0				
5- 7	0- 1	1- 3	CONFERENCE	1- 3	3- 0	2- 0				
2- 3	0- 1	1- 1	HOME	0- 1	1- 0	1- 0				
3- 4	0- 0	0- 2	AWAY	1- 2	2- 0	1- 0				
0- 0	0- 0	0- 0	NEUTRAL	0- 0	0- 0	0- 0				

RPI 1-25				RPI 26-50				RPI 51-100				RPI 101+ Team's RPI: 126			
RPI	S	Opponent	Score	RPI	S	Opponent	Score	RPI	S	Opponent	Score	RPI	S	Opponent	Score
18	A	NC State	49 63	26	A	Villanova	67 68	53	H	Minnesota	63 73	105	N	Auburn	40 60
24	H	DePaul	62 78	26	H	Villanova	58 60	60	A	St. John's (NY)	41 64	112	A	George Washington	54 65
				31	H	Marquette	85 58	92	N	Chattanooga	41 54	184	A	Providence	75 43
				39	A	Creighton	58 69	95	A	Seton Hall	65 70	189	N	Northwestern	55 54
								96	A	Butler	63 52	207	A	Xavier	65 48
								96	H	Butler	57 66	207	H	Xavier	65 60
												227	A	Loyola Maryland	72 54
												259	H	Howard	93 41
												294	H	FIU	77 56
												300	A	VCU	71 59

LAST 12 Division I GAMES:															
26	A	Villanova	67 68	60	A	St. John's (NY)	41 64	26	H	Villanova	58 60	96	H	Butler	57 66
207	A	Xavier	65 48	96	A	Butler	63 52	207	H	Xavier	65 60	39	A	Creighton	58 69
96	A	Butler	63 52	24	H	DePaul	62 78	184	A	Providence	75 43				
31	H	Marquette	85 58	95	A	Seton Hall	65 70								

Non-Div I Games:

Georgetown

Average RPI Win: 147

Average RPI Loss: 13

WON-LOST
RECORDWINNING
PCT. RANKLAST 10
GAMESSTRENGTH OF
SCHEDULEOPP. STRENGTH
OF SCHEDULETEAM
RPIADJ.
RPICONF.
RPIADJ CONF.
RPIDIV. I ONLY
DIV. I NON-CONF.20- 3
12- 19
68- 2
2- 064
13638
11220
3520
352
22
2

TOTALS

RPI 1-25

RPI 26-50

W-L RECORDS

RPI 51-100

RPI 101-999

RPI 201+

20- 3

2- 3

1- 0

OVERALL

4- 0

13- 0

6- 0

12- 2

1- 2

0- 0

HOME

3- 0

8- 0

5- 0

8- 1

1- 1

1- 0

AWAY

1- 0

5- 0

1- 0

0- 0

0- 0

0- 0

NEUTRAL

0- 0

0- 0

0- 0

12- 1

0- 1

1- 0

NON-CONFERENCE

3- 0

8- 0

6- 0

8- 1

0- 1

0- 0

HOME

2- 0

6- 0

5- 0

4- 0

0- 0

1- 0

AWAY

1- 0

2- 0

1- 0

0- 0

0- 0

0- 0

NEUTRAL

0- 0

0- 0

0- 0

8- 2

2- 2

0- 0

CONFERENCE

1- 0

5- 0

0- 0

4- 1

1- 1

0- 0

HOME

1- 0

2- 0

0- 0

4- 1

1- 1

0- 0

AWAY

0- 0

3- 0

0- 0

0- 0

0- 0

0- 0

NEUTRAL

0- 0

0- 0

0- 0

RPI 1-25

Team's RPI: 20

RPI 26-50

RPI 51-100

RPI 101+

RPI	S	Opponent	Score
3	H	Mississippi St.	62 86
11	H	Texas	53 81
15	H	Missouri	62 50
16	A	Texas A&M	92 84
25	A	LSU	60 71

RPI	S	Opponent	Score
29	A	Virginia	64 61

RPI	S	Opponent	Score
58	A	Mercer	72 54
65	H	Georgia Tech	60 53
87	H	Arkansas	78 65
93	H	Wright St.	87 71

RPI	S	Opponent	Score
105	H	Auburn	60 48
106	A	Kentucky	56 42
118	A	BYU	79 63
119	H	Ole Miss	69 45
123	A	Vanderbilt	81 52
178	A	Florida	66 57
187	H	Furman	79 44
222	A	N.C. A&T	73 63
236	H	North Florida	75 37
259	H	Howard	87 47
270	H	Wofford	95 56
324	H	Western Caro.	76 50
328	H	Tennessee Tech	56 48

LAST 12 Division I GAMES:

119	H	Ole Miss	69 45	87	H	Arkansas	78 65
25	A	LSU	60 71	106	A	Kentucky	56 42
178	A	Florida	66 57	123	A	Vanderbilt	81 52
15	H	Missouri	62 50	3	H	Mississippi St.	62 86
105	H	Auburn	60 48	236	H	North Florida	75 37
16	A	Texas A&M	92 84	93	H	Wright St.	87 71

Non-Div I Games:

Georgia

Loss,
 Non-Conf, S Site,
 H Home
A Away
 N Neutral

Average RPI Win: 265	WON-LOST RECORD	WINNING PCT. RANK	LAST 10 GAMES	STRENGTH OF SCHEDULE	OPP. STRENGTH OF SCHEDULE	TEAM RPI	ADJ. RPI	CONF. RPI	ADJ CONF. RPI
Average RPI Loss: 170									
DIV. I ONLY	3- 17	317	1- 9	173	220	317	317	23	23
DIV. I NON-CONF.	2- 7	286	0- 1	159	113	277	277	23	23

TOTALS	RPI 1-25	RPI 26-50	W-L RECORDS	RPI 51-100	RPI 101-999	RPI 201+			
3- 17	0- 1	0- 1	OVERALL	0- 1	3- 14	2- 6			
3- 6	0- 0	0- 1	HOME	0- 0	3- 5	2- 1			
0- 11	0- 0	0- 0	AWAY	0- 0	0- 0	0- 0			
0- 0	0- 0	0- 0	NEUTRAL	0- 0	0- 0	0- 0			
2- 7	0- 1	0- 1	NON-CONFERENCE	0- 1	2- 4	1- 2			
2- 2	0- 0	0- 1	HOME	0- 0	2- 1	1- 0			
0- 5	0- 1	0- 0	AWAY	0- 1	0- 3	0- 2			
0- 0	0- 0	0- 0	NEUTRAL	0- 0	0- 0	0- 0			
1- 10	0- 0	0- 0	CONFERENCE	0- 0	1- 10	1- 4			
1- 4	0- 0	0- 0	HOME	0- 0	1- 4	1- 1			
0- 6	0- 0	0- 0	AWAY	0- 0	0- 6	0- 3			
0- 0	0- 0	0- 0	NEUTRAL	0- 0	0- 0	0- 0			

RPI 1-25				RPI 26-50				RPI 51-100				RPI 101+ Team's RPI: 317			
RPI	S	Opponent	Score	RPI	S	Opponent	Score	RPI	S	Opponent	Score	RPI	S	Opponent	Score
3	A	Mississippi St.	50 106	45	H	Western Ky.	63 74	65	A	Georgia Tech	51 75	101	A	South Ala.	52 88
												128	A	Little Rock	47 54
												128	H	Little Rock	50 65
												142	H	Texas St.	63 83
												173	H	Jacksonville St.	55 41
												178	A	Florida	66 82
												179	H	Fla. Atlantic	50 82
												192	A	Troy	86 90
												198	H	UT Arlington	76 81
												211	A	Arkansas St.	63 76
												211	H	Arkansas St.	58 75
												265	A	UNCW	62 74
												271	A	Appalachian St.	62 77
												279	A	Coastal Caro.	49 64
												296	A	Kennesaw St.	61 71
												300	H	VCU	61 56
												321	H	Ga. Southern	71 56
LAST 12 Division I GAMES:															
128	A	Little Rock	47 54	271	A	Appalachian St.	62 77								
211	A	Arkansas St.	63 76	211	H	Arkansas St.	58 75								
142	H	Texas St.	63 83	128	H	Little Rock	50 65								
198	H	UT Arlington	76 81	192	A	Troy	86 90								
321	H	Ga. Southern	71 56	101	A	South Ala.	52 88								
279	A	Coastal Caro.	49 64	265	A	UNCW	62 74								

Non-Div I Games: Allen 101 56 North Greenville 91 89

Georgia St.

Average RPI Win:	185	WON-LOST	WINNING	LAST 10	STRENGTH OF	OPP. STRENGTH	TEAM	ADJ.	CONF.	ADJ CONF.
Average RPI Loss:	35	RECORD	PCT. RANK	GAMES	SCHEDULE	OF SCHEDULE	RPI	RPI	RPI	RPI
DIV. I ONLY	14- 10	126	3- 7	23	72	65	65	1	1	
DIV. I NON-CONF.	11- 2	22	1- 0	77	260	29	29	1	1	

TOTALS	RPI 1-25	RPI 26-50	W-L RECORDS	RPI 51-100	RPI 101-999	RPI 201+				
14- 10	0- 6	2- 2	OVERALL	1- 1	11- 1	5- 0				
10- 3	0- 2	1- 1	HOME	0- 0	9- 0	4- 0				
3- 6	0- 3	1- 1	AWAY	0- 1	2- 1	1- 0				
1- 1	0- 1	0- 0	NEUTRAL	1- 0	0- 0	0- 0				
11- 2	0- 2	2- 0	NON-CONFERENCE	1- 0	8- 0	5- 0				
8- 0	0- 0	1- 0	HOME	0- 0	7- 0	4- 0				
2- 1	0- 1	1- 0	AWAY	0- 0	1- 0	1- 0				
1- 1	0- 1	0- 0	NEUTRAL	1- 0	0- 0	0- 0				
3- 8	0- 4	0- 2	CONFERENCE	0- 1	3- 1	0- 0				
2- 3	0- 2	0- 1	HOME	0- 0	2- 0	0- 0				
1- 5	0- 2	0- 1	AWAY	0- 1	1- 1	0- 0				
0- 0	0- 0	0- 0	NEUTRAL	0- 0	0- 0	0- 0				

RPI	S	Opponent	Score
2	H	Notre Dame	54 77
4	H	Louisville	71 74
8	N	Baylor	57 80
18	A	NC State	43 56
19	A	Duke	59 77
20	A	Georgia	53 60

RPI	S	Opponent	Score
29	H	Virginia	56 62
35	H	Purdue	68 55
38	A	Syracuse	77 88
48	A	Princeton	67 56

RPI	S	Opponent	Score
64	A	Virginia Tech	62 68
90	N	Penn	69 55

RPI	S	Opponent	Score
102	H	Wake Forest	79 67
129	H	Middle Tenn.	48 45
144	A	Pittsburgh	62 68
149	A	Clemson	60 48
149	H	Clemson	66 33
163	H	Southern Miss.	63 44
198	H	UT Arlington	80 52
271	A	Appalachian St.	75 41
296	H	Kennesaw St.	86 48
316	H	Charleston So.	78 51
317	H	Georgia St.	75 51
326	H	South Carolina St.	86 40

LAST 12 Division I GAMES:

149	A	Clemson	60 48	18	A	NC State	43 56
19	A	Duke	59 77	2	H	Notre Dame	54 77
29	H	Virginia	56 62	38	A	Syracuse	77 88
64	A	Virginia Tech	62 68	149	H	Clemson	66 33
102	H	Wake Forest	79 67	4	H	Louisville	71 74
144	A	Pittsburgh	62 68	163	H	Southern Miss.	63 44

Non-Div I Games:

Georgia Tech

Average RPI Win: 183

Average RPI Loss: 75

WON-LOST
RECORDWINNING
PCT. RANKLAST 10
GAMESSTRENGTH OF
SCHEDULEOPP. STRENGTH
OF SCHEDULETEAM
RPIADJ.
RPICONF.
RPIADJ CONF.
RPIDIV. I ONLY
DIV. I NON-CONF.

19- 4

15

10- 0

121

140

42

42

13

13

7- 4

102

0- 0

26

136

50

50

11

11

TOTALS

RPI 1-25

RPI 26-50

W-L RECORDS

RPI 51-100

RPI 101-999

RPI 201+

19- 4

0- 1

0- 0

OVERALL

2- 2

17- 1

7- 0

9- 1

0- 0

0- 0

HOME

0- 1

9- 0

3- 0

9- 1

0- 0

0- 0

AWAY

2- 0

7- 1

4- 0

1- 2

0- 1

0- 0

NEUTRAL

0- 1

1- 0

0- 0

7- 4

0- 1

0- 0

NON-CONFERENCE

1- 2

6- 1

1- 0

4- 1

0- 0

0- 0

HOME

0- 1

4- 0

0- 0

2- 1

0- 0

0- 0

AWAY

1- 0

1- 1

1- 0

1- 2

0- 1

0- 0

NEUTRAL

0- 1

1- 0

0- 0

12- 0

0- 0

0- 0

CONFERENCE

1- 0

11- 0

6- 0

5- 0

0- 0

0- 0

HOME

0- 0

5- 0

3- 0

7- 0

0- 0

0- 0

AWAY

1- 0

6- 0

3- 0

0- 0

0- 0

0- 0

NEUTRAL

0- 0

0- 0

0- 0

RPI 1-25

RPI 26-50

Team's RPI: 42

RPI 51-100

RPI 101+

RPI	S	Opponent	Score
24	N	DePaul	71 88

RPI	S	Opponent	Score
-----	---	----------	-------

RPI	S	Opponent	Score
68	N	Belmont	63 71
78	A	Saint Mary's (CA)	73 65
83	A	Washington St.	64 56
99	H	UNLV	50 52

RPI	S	Opponent	Score
104	H	Western Ill.	80 65
110	A	Colorado St.	49 65
118	A	BYU	84 70
130	H	Saint Francis (PA)	97 74
137	N	Kent St.	77 57
151	A	Pacific	99 72
155	H	Portland St.	91 52
159	H	Loyola Marymount	77 67
166	A	San Francisco	81 57
166	H	San Francisco	74 47
194	H	Eastern Wash.	69 45
213	A	San Diego	63 44
226	A	Montana	70 55
235	H	Pepperdine	73 51
273	A	Santa Clara	63 51
273	H	Santa Clara	71 44
311	A	Portland	70 56
311	H	Portland	75 36

LAST 12 Division I GAMES:

118	A	BYU	84 70	166	H	San Francisco	74 47
213	A	San Diego	63 44	311	A	Portland	70 56
166	A	San Francisco	81 57	159	H	Loyola Marymount	77 67
311	H	Portland	75 36	235	H	Pepperdine	73 51
273	H	Santa Clara	71 44	273	A	Santa Clara	63 51
78	A	Saint Mary's (CA)	73 65	151	A	Pacific	99 72

Average RPI Win:	293	WON-LOST	WINNING	LAST 10	STRENGTH OF	OPP. STRENGTH	TEAM	ADJ.	CONF.	ADJ CONF.
Average RPI Loss:	165	RECORD	PCT. RANK	GAMES	SCHEDULE	OF SCHEDULE	RPI	RPI	RPI	RPI
DIV. I ONLY	10- 11	193	7- 3	319	273	247	247	32	32	
DIV. I NON-CONF.	3- 8	268	0- 2	259	110	270	270	32	32	

TOTALS	RPI 1-25	RPI 26-50	W-L RECORDS	RPI 51-100	RPI 101-999	RPI 201+				
10- 11	0- 1	0- 0	OVERALL	0- 3	10- 7	9- 4				
6- 2	0- 1	0- 0	HOME	0- 0	6- 1	5- 1				
4- 8	0- 0	0- 0	AWAY	0- 0	4- 1	4- 1				
0- 1	0- 0	0- 0	NEUTRAL	0- 1	0- 0	0- 0				
3- 8	0- 1	0- 0	NON-CONFERENCE	0- 3	3- 4	3- 2				
2- 1	0- 1	0- 0	HOME	0- 0	2- 0	2- 0				
1- 6	0- 0	0- 0	AWAY	0- 2	1- 4	1- 2				
0- 1	0- 0	0- 0	NEUTRAL	0- 1	0- 0	0- 0				
7- 3	0- 0	0- 0	CONFERENCE	0- 0	7- 3	6- 2				
4- 1	0- 0	0- 0	HOME	0- 0	4- 1	3- 1				
3- 2	0- 0	0- 0	AWAY	0- 0	3- 2	3- 1				
0- 0	0- 0	0- 0	NEUTRAL	0- 0	0- 0	0- 0				

RPI 1-25				RPI 26-50				RPI 51-100				RPI 101+ Team's RPI: 247			
RPI	S	Opponent	Score	RPI	S	Opponent	Score	RPI	S	Opponent	Score	RPI	S	Opponent	Score
6	H	Florida St.	53 96					87	A	Arkansas	62 79	177	A	Memphi s	48 57
								91	N	North Carol i na	63 79	193	A	Loui si ana Tech	53 64
								100	A	Al abama	49 73	199	A	Southern U.	44 63
												199	H	Southern U.	79 71
												207	A	Xavi er	67 72
												211	A	Arkansas St.	56 76
												246	H	Texas Southern	63 73
												266	H	Prai ri e Vi ew	81 79
												277	A	McNeese	75 60
												278	A	Al corn	75 68
												285	H	Southeastern La.	61 52
												295	A	Jackson St.	70 82
												301	H	Al abama St.	93 71
												313	H	Al abama A&M	78 49
												334	H	La. -Monroe	61 52
												338	A	Ark. -Pi ne Bl uff	66 57
												341	A	Mi ssi ssi ppi Val .	64 62
LAST 12 Di vi si on I GAMES:															
199	H	Southern U.	79 71	278	A	Al corn	75 68	199	A	Southern U.	44 63				
341	A	Mi ssi ssi ppi Val .	64 62	301	H	Al abama St.	93 71	313	H	Al abama A&M	78 49				
338	A	Ark. -Pi ne Bl uff	66 57	87	A	Arkansas	62 79	177	A	Memphi s	48 57				
295	A	Jackson St.	70 82												
246	H	Texas Southern	63 73												
266	H	Prai ri e Vi ew	81 79												

Non-Di v I Games:

Grambling

Grand Canyon

Through Games Of Feb. 4, 2018

Average RPI Win:	289	WON-LOST	WINNING	LAST 10	STRENGTH OF	OPP. STRENGTH	TEAM	ADJ.	CONF.	ADJ CONF.
Average RPI Loss:	188	RECORD	PCT. RANK	GAMES	SCHEDULE	OF SCHEDULE	RPI	RPI	RPI	RPI
DIV. I ONLY	9- 11	213	6- 3	343	278	280	280	30	30	
DIV. I NON-CONF.	4- 8	239	3- 0	271	266	269	269	30	30	

TOTALS	RPI 1-25	RPI 26-50	W-L RECORDS	RPI 51-100	RPI 101-999	RPI 201+				
9- 11	0- 1	0- 0	OVERALL	0- 1	9- 9	8- 5				
5- 4	0- 1	0- 0	HOME	0- 0	5- 3	5- 2				
4- 7	0- 0	0- 0	AWAY	0- 1	4- 6	3- 3				
0- 0	0- 0	0- 0	NEUTRAL	0- 0	0- 0	0- 0				
4- 8	0- 1	0- 0	NON-CONFERENCE	0- 1	4- 6	3- 2				
2- 3	0- 1	0- 0	HOME	0- 0	2- 2	2- 1				
2- 5	0- 0	0- 0	AWAY	0- 1	2- 4	1- 1				
0- 0	0- 0	0- 0	NEUTRAL	0- 0	0- 0	0- 0				
5- 3	0- 0	0- 0	CONFERENCE	0- 0	5- 3	5- 3				
3- 1	0- 0	0- 0	HOME	0- 0	3- 1	3- 1				
2- 2	0- 0	0- 0	AWAY	0- 0	2- 2	2- 2				
0- 0	0- 0	0- 0	NEUTRAL	0- 0	0- 0	0- 0				

RPI	S	Opponent	Score	RPI	S	Opponent	Score	RPI	S	Opponent	Score	RPI	S	Opponent	Score	Team's RPI: 280
19	H	Duke	61 74					99	A	UNLV	47 76	107	H	Ri ce	59 69	
												145	A	Bethune-Cookman	60 69	
												161	A	Cal Poly	69 75	
												168	A	Washington	65 79	
												179	A	Fla. Atlantic	77 73	
												206	H	Seattle U	74 63	
												234	A	New Mexico St.	60 64	
												257	A	UMKC	82 84	
												257	H	UMKC	59 62	
												273	H	Santa Clara	39 38	
												288	A	Valparaiso	75 80	
												303	H	Southern Utah	59 54	
												306	H	Utah Valley	81 61	
												319	A	UTRGV	65 59	
												322	A	Northern Ariz.	72 54	
												335	H	Long Beach St.	63 65	
												345	A	Chicago St.	59 43	
												345	H	Chicago St.	64 36	
LAST 12 Division I GAMES:																
345	A	Chicago St.	59 43	234	A	New Mexico St.	60 64									
257	A	UMKC	82 84	206	H	Seattle U	74 63									
306	H	Utah Valley	81 61	273	H	Santa Clara	39 38									
257	H	UMKC	59 62	303	H	Southern Utah	59 54									
345	H	Chicago St.	64 36	322	A	Northern Ariz.	72 54									
319	A	UTRGV	65 59	168	A	Washington	65 79									

Non-Div I Games: Arizona Christian 75 51 Benedictine Mesa 67 53

Grand Canyon

Loss,
Non-Conf,
S Site,
H Home
A Away
N Neutral

Average RPI Win:	152	WON-LOST	WINNING	LAST 10	STRENGTH OF	OPP. STRENGTH	TEAM	ADJ.	CONF.	ADJ CONF.
Average RPI Loss:	120	RECORD	PCT. RANK	GAMES	SCHEDULE	OF SCHEDULE	RPI	RPI	RPI	RPI
DIV. I ONLY	21- 2	7	10- 0	69	112	13	13	11	11	
DIV. I NON-CONF.	10- 1	15	0- 0	35	38	8	8	13	13	

TOTALS	RPI 1-25	RPI 26-50	W-L RECORDS	RPI 51-100	RPI 101-999	RPI 201+				
21- 2	0- 1	4- 0	OVERALL	5- 0	12- 1	7- 1				
11- 0	0- 0	2- 0	HOME	3- 0	6- 0	4- 0				
8- 1	0- 0	1- 0	AWAY	2- 0	5- 1	3- 1				
2- 1	0- 1	1- 0	NEUTRAL	0- 0	1- 0	0- 0				
10- 1	0- 1	4- 0	NON-CONFERENCE	1- 0	5- 0	2- 0				
4- 0	0- 0	2- 0	HOME	1- 0	1- 0	1- 0				
4- 0	0- 0	1- 0	AWAY	0- 0	3- 0	1- 0				
2- 1	0- 1	1- 0	NEUTRAL	0- 0	1- 0	0- 0				
11- 1	0- 0	0- 0	CONFERENCE	4- 0	7- 1	5- 1				
7- 0	0- 0	0- 0	HOME	2- 0	5- 0	3- 0				
4- 1	0- 0	0- 0	AWAY	2- 0	2- 1	2- 1				
0- 0	0- 0	0- 0	NEUTRAL	0- 0	0- 0	0- 0				

RPI 1-25				RPI 26-50				RPI 51-100				RPI 101+			
RPI	S	Opponent	Score	RPI	S	Opponent	Score	RPI	S	Opponent	Score	RPI	S	Opponent	Score
3	N	Mississippi St.	46 67	31	H	Marquette	63 55	63	A	IUPUI	60 34	114	H	Milwaukee	52 29
				33	N	Arizona St.	61 48	63	H	IUPUI	52 45	124	H	Cleveland St.	69 43
				41	H	South Dakota St.	55 41	92	H	Chattanooga	60 30	186	A	Wisconsin	67 34
				44	A	Dayton	75 64	93	A	Wright St.	58 51	189	A	Northwestern	63 57
								93	H	Wright St.	75 68	190	N	Columbia	61 43
												210	A	Oakland	81 48
												225	H	Youngstown St.	65 56
												237	A	Northern Ky.	54 62
												237	H	Northern Ky.	58 41
												245	H	Bradley	72 40
												292	A	Loyola Chicago	76 39
												308	A	Detroit Mercy	85 27
												314	H	Ill. -Chicago	65 36
LAST 12 Division I GAMES:															
				93	H	Wright St.	75 68	63	A	IUPUI	60 34				
				237	H	Northern Ky.	58 41	124	H	Cleveland St.	69 43				
				63	H	IUPUI	52 45	225	H	Youngstown St.	65 56				
				314	H	Ill. -Chicago	65 36	114	H	Milwaukee	52 29				
				210	A	Oakland	81 48	237	A	Northern Ky.	54 62				
				308	A	Detroit Mercy	85 27	93	A	Wright St.	58 51				

Non-Div I Games:

Green Bay

Average RPI Win:	267	WON-LOST	WINNING	LAST 10	STRENGTH OF	OPP. STRENGTH	TEAM	ADJ.	CONF.	ADJ CONF.
Average RPI Loss:	113	RECORD	PCT. RANK	GAMES	SCHEDULE	OF SCHEDULE	RPI	RPI	RPI	RPI
DIV. I ONLY	10- 11	193	6- 2	222	175	185	185	31	31	
DIV. I NON-CONF.	4- 9	249	2- 0	83	30	158	158	31	31	

TOTALS	RPI 1-25	RPI 26-50	W-L RECORDS	RPI 51-100	RPI 101-999	RPI 201+				
10- 11	0- 1	0- 1	OVERALL	1- 4	9- 5	8- 1				
5- 2	0- 0	0- 0	HOME	0- 1	5- 1	4- 0				
4- 8	0- 1	0- 1	AWAY	1- 3	3- 3	3- 1				
1- 1	0- 0	0- 0	NEUTRAL	0- 0	1- 1	1- 0				
4- 9	0- 1	0- 1	NON-CONFERENCE	1- 4	3- 3	2- 0				
2- 1	0- 0	0- 0	HOME	0- 1	2- 0	1- 0				
1- 7	0- 1	0- 1	AWAY	1- 3	0- 2	0- 0				
1- 1	0- 0	0- 0	NEUTRAL	0- 0	1- 1	1- 0				
6- 2	0- 0	0- 0	CONFERENCE	0- 0	6- 2	6- 1				
3- 1	0- 0	0- 0	HOME	0- 0	3- 1	3- 0				
3- 1	0- 0	0- 0	AWAY	0- 0	3- 1	3- 1				
0- 0	0- 0	0- 0	NEUTRAL	0- 0	0- 0	0- 0				

RPI 1-25				RPI 26-50				RPI 51-100				RPI 101+				Team's RPI: 185
RPI	S	Opponent	Score	RPI	S	Opponent	Score	RPI	S	Opponent	Score	RPI	S	Opponent	Score	
7	A	Oregon	45 87	29	A	Virginia	62 66	52	A	TCU	68 90	121	N	Brown	66 73	
								62	H	Quinnipiac	58 64	145	H	Bethune-Cookman	56 61	
								69	A	Elon	59 82	167	A	Samford	61 66	
								91	A	North Carolina	70 66	174	A	Temple	56 65	
								92	A	Chattanooga	52 64	190	H	Columbia	60 58	
												222	A	N. C. A&T	63 51	
												248	N	San Jose St.	81 73	
												291	H	Coppin St.	67 35	
												305	A	UMES	70 65	
												312	H	Old Dominion	50 42	
												326	A	South Carolina St.	70 78	
												327	H	Delaware St.	66 62	
												340	H	Florida A&M	66 65	
												343	A	Savannah St.	81 53	

LAST 12 Division I GAMES:																
222	A	N. C. A&T	63 51	312	H	Old Dominion	50 42	327	H	Delaware St.	66 62	305	A	UMES	70 65	
291	H	Coppin St.	67 35	167	A	Samford	61 66	190	H	Columbia	60 58	174	A	Temple	56 65	
145	H	Bethune-Cookman	56 61	92	A	Chattanooga	52 64									
340	H	Florida A&M	66 65													
326	A	South Carolina St.	70 78													
343	A	Savannah St.	81 53													

Non-Div I Games:

Hampton

Average RPI Win:	245	WON-LOST	WINNING	LAST 10	STRENGTH OF	OPP. STRENGTH	TEAM	ADJ.	CONF.	ADJ CONF.
Average RPI Loss:	124	RECORD	PCT. RANK	GAMES	SCHEDULE	OF SCHEDULE	RPI	RPI	RPI	RPI
DIV. I ONLY	14- 9	115	6- 4	206	260	165	165	20	20	
DIV. I NON-CONF.	8- 5	111	1- 1	164	223	123	123	24	24	

TOTALS	RPI 1-25	RPI 26-50	W-L RECORDS	RPI 51-100	RPI 101-999	RPI 201+				
14- 9	0- 0	0- 2	OVERALL	1- 3	13- 4	10- 2				
8- 4	0- 0	0- 1	HOME	1- 1	7- 2	5- 1				
3- 5	0- 0	0- 0	AWAY	0- 0	3- 1	3- 1				
3- 0	0- 0	0- 0	NEUTRAL	0- 0	3- 0	2- 0				
8- 5	0- 0	0- 2	NON-CONFERENCE	0- 2	8- 1	6- 0				
4- 2	0- 0	0- 1	HOME	0- 0	4- 1	3- 0				
1- 3	0- 0	0- 1	AWAY	0- 2	1- 0	1- 0				
3- 0	0- 0	0- 0	NEUTRAL	0- 0	3- 0	2- 0				
6- 4	0- 0	0- 0	CONFERENCE	1- 1	5- 3	4- 2				
4- 2	0- 0	0- 0	HOME	1- 1	3- 1	2- 1				
2- 2	0- 0	0- 0	AWAY	0- 0	2- 2	2- 1				
0- 0	0- 0	0- 0	NEUTRAL	0- 0	0- 0	0- 0				

H
a
r
t
f
o
r
dH
a
r
t
f
o
r
d

RPI 1-25				RPI 26-50				RPI 51-100				RPI 101+ Team's RPI: 165			
RPI	S	Opponent	Score	RPI	S	Opponent	Score	RPI	S	Opponent	Score	RPI	S	Opponent	Score
				26	H	Villanova	53 71	66	H	Albany (NY)	70 55	116	N	Yale	78 70
				38	A	Syracuse	63 75	73	A	Fordham	44 69	127	H	Delaware	63 72
								81	H	Maine	44 59	160	H	New Hampshire	85 49
								91	A	North Carolina	70 90	164	A	Binghamton	59 64
												197	H	Siena	71 62
												204	A	Stony Brook	75 68
												204	H	Stony Brook	58 66
												228	H	Hofstra	60 49
												229	H	Niagara	83 65
												283	A	Bryant	59 47
												299	H	Central Conn. St.	68 52
												313	N	Alabama A&M	56 47
												315	A	Vermont	47 53
												316	N	Charleston So.	62 43
												331	H	UMBC	65 54
												347	A	UMass Lowell I	81 42
												347	H	UMass Lowell I	78 56
LAST 12 Division I GAMES:															
				204	H	Stony Brook	58 66	164	A	Binghamton	59 64				
				160	H	New Hampshire	85 49	347	A	UMass Lowell I	81 42				
				347	H	UMass Lowell I	78 56	204	A	Stony Brook	75 68				
				315	A	Vermont	47 53	66	H	Albany (NY)	70 55				
				81	H	Maine	44 59	116	N	Yale	78 70				
				331	H	UMBC	65 54	73	A	Fordham	44 69				

Non-Div I Games:

Hartford

Average RPI	Win:	192	WON-LOST	WINNING	LAST 10	STRENGTH OF	OPP. STRENGTH	TEAM	ADJ.	CONF.	ADJ CONF.
Average RPI	Loss:	80	RECORD	PCT. RANK	GAMES	SCHEDULE	OF SCHEDULE	RPI	RPI	RPI	RPI
DIV. I ONLY		13- 6		73	8- 2	107	120	74	74	9	9
DIV. I NON-CONF.		8- 5		111	4- 2	116	116	82	82	9	9

TOTALS	RPI 1-25		RPI 26-50		W-L RECORDS	RPI 51-100		RPI 101-999		RPI 201+	
13- 6	0- 0		0- 3		OVERALL	0- 1		13- 2		7- 0	
10- 0	0- 0		0- 0		HOME	0- 0		10- 0		5- 0	
1- 5	0- 0		0- 2		AWAY	0- 1		1- 2		0- 0	
2- 1	0- 0		0- 1		NEUTRAL	0- 0		2- 0		2- 0	
8- 5	0- 0		0- 3		NON-CONFERENCE	0- 1		8- 1		6- 0	
5- 0	0- 0		0- 0		HOME	0- 0		5- 0		4- 0	
1- 4	0- 0		0- 2		AWAY	0- 1		1- 1		0- 0	
2- 1	0- 0		0- 1		NEUTRAL	0- 0		2- 0		2- 0	
5- 1	0- 0		0- 0		CONFERENCE	0- 0		5- 1		1- 0	
5- 0	0- 0		0- 0		HOME	0- 0		5- 0		1- 0	
0- 1	0- 0		0- 0		AWAY	0- 0		0- 1		0- 0	
0- 0	0- 0		0- 0		NEUTRAL	0- 0		0- 0		0- 0	

RPI 1-25				RPI 26-50				RPI 51-100				Team's RPI : 74				RPI 101+			
RPI	S	Opponent	Score	RPI	S	Opponent	Score	RPI	S	Opponent	Score	RPI	S	Opponent	Score	RPI	S	Opponent	Score
				29	A	Virginia	48 50	81	A	Maine	51 76	113	A	Dartmouth	56 63				
				36	A	FGCU	56 65					113	H	Dartmouth	76 65				
				44	N	Dayton	66 72					116	H	Yale	97 73				
												121	H	Brown	87 85				
												133	A	Northeastern	79 69				
												174	A	Temple	64 86				
												190	H	Columbia	85 67				
												197	H	Siena	75 67				
												203	H	Boston U.	80 70				
												204	H	Stony Brook	60 53				
												216	N	Akron	76 63				
												222	N	N. C. A&T	64 60				
												232	H	La Salle	70 61				
												272	H	Cornell	80 58				
												281	H	Sacred Heart	70 62				
LAST 12 Division I GAMES:																			
				272	H	Cornell	80 58					113	A	Dartmouth	56 63				
				190	H	Columbia	85 67					204	H	Stony Brook	60 53				
				121	H	Brown	87 85					216	N	Akron	76 63				
				116	H	Yale	97 73					36	A	FGCU	56 65				
				113	H	Dartmouth	76 65					133	A	Northeastern	79 69				
				232	H	La Salle	70 61					174	A	Temple	64 86				

Non-Div I Games:

Harvard

Hawai i				Through Games Of Feb. 4, 2018							
Average RPI Wi n:		249	WON-LOST RECORD	WINNING PCT. RANK	LAST 10 GAMES	STRENGTH OF SCHEDULE	OPP. STRENGTH OF SCHEDULE	TEAM RPI	ADJ. RPI	CONF. RPI	ADJ CONF. RPI
Average RPI Loss:		150									
DIV. I ONLY		8- 14	248	2- 8	196	190	252	252	21	21	
DIV. I NON-CONF.		6- 6	170	0- 1	132	147	175	175	20	20	

TOTALS		RPI 1-25	RPI 26-50		W-L RECORDS		RPI 51-100	RPI 101-999	RPI 201+		
8- 14		0- 2	0- 2		OVERALL		0- 1	8- 9	7- 3		
6- 5		0- 0	0- 2		HOME		0- 0	6- 3	5- 0		
2- 7		0- 0	0- 0		AWAY		0- 1	2- 6	2- 3		
0- 2		0- 2	0- 0		NEUTRAL		0- 0	0- 0	0- 0		
6- 6		0- 2	0- 2		NON-CONFERENCE		0- 0	6- 2	5- 1		
4- 3		0- 0	0- 2		HOME		0- 0	4- 1	3- 0		
2- 1		0- 0	0- 0		AWAY		0- 0	2- 1	2- 1		
0- 2		0- 2	0- 0		NEUTRAL		0- 0	0- 0	0- 0		
2- 8		0- 0	0- 0		CONFERENCE		0- 1	2- 7	2- 2		
2- 2		0- 0	0- 0		HOME		0- 0	2- 2	2- 0		
0- 6		0- 0	0- 0		AWAY		0- 1	0- 5	0- 2		
0- 0		0- 0	0- 0		NEUTRAL		0- 0	0- 0	0- 0		

RPI 1-25				RPI 26-50				RPI 51-100				RPI 101+ Team's RPI: 252			
RPI	S	Opponent	Score	RPI	S	Opponent	Score	RPI	S	Opponent	Score	RPI	S	Opponent	Score
7	N	Oregon	44 85	35	H	Purdue	67 79	70	A	UC Davis	52 76	161	A	Cal Poly	50 52
16	N	Texas A&M	59 103	49	H	Southern Cal i forn i a	60 71					169	H	Marist	70 63
												171	H	Idaho St.	62 64
												175	A	UC Irvine	66 70
												175	H	UC Irvine	67 74
												183	H	CSUN	58 70
												201	A	UC Santa Barbara	61 71
												206	A	Seattle U	73 58
												213	H	San Diego	64 63
												219	H	Montana St.	81 75
												242	A	UC Riverside	57 79
												242	H	UC Riverside	63 57
												282	A	Arizona	65 60
												298	A	Cal St. Fullerton	57 69
												311	A	Portland	47 76
												322	H	Northern Ariz.	84 68
												335	H	Long Beach St.	74 66

LAST 12 Division I GAMES:															
201	A	UC Santa Barbara	61 71	335	H	Long Beach St.	74 66	175	H	UC Irvine	67 74				
161	A	Cal Poly	50 52					70	A	UC Davis	52 76				
242	H	UC Riverside	63 57					298	A	Cal St. Fullerton	57 69				
183	H	CSUN	58 70					7	N	Oregon	44 85				
175	A	UC Irvine	66 70					16	N	Texas A&M	59 103				
242	A	UC Riverside	57 79												

Non-Div I Games: Hawai i Paci fic 67 57

Hawai i

Loss,
Non-Conf,
S Site,
H Home
A Away
N Neutral

Average RPI Win:	264	WON-LOST	WINNING	LAST 10	STRENGTH OF	OPP. STRENGTH	TEAM	ADJ.	CONF.	ADJ CONF.
Average RPI Loss:	114	RECORD	PCT. RANK	GAMES	SCHEDULE	OF SCHEDULE	RPI	RPI	RPI	RPI
DIV. I ONLY	11- 8	131	7- 3	200	257	148	148	28	28	
DIV. I NON-CONF.	4- 5	202	2- 0	115	82	125	125	28	28	
TOTALS	RPI 1-25	RPI 26-50	W-L RECORDS	RPI 51-100	RPI 101-999	RPI 201+				
11- 8	0- 1	0- 0	OVERALL	0- 3	11- 4	10- 1				
4- 4	0- 0	0- 0	HOME	0- 1	4- 3	4- 1				
7- 4	0- 0	0- 0	AWAY	0- 1	7- 1	6- 0				
0- 0	0- 0	0- 0	NEUTRAL	0- 0	0- 0	0- 0				
4- 5	0- 1	0- 0	NON-CONFERENCE	0- 3	4- 1	3- 0				
1- 2	0- 0	0- 0	HOME	0- 1	1- 1	1- 0				
3- 3	0- 1	0- 0	AWAY	0- 2	3- 0	2- 0				
0- 0	0- 0	0- 0	NEUTRAL	0- 0	0- 0	0- 0				
7- 3	0- 0	0- 0	CONFERENCE	0- 0	7- 3	7- 1				
3- 2	0- 0	0- 0	HOME	0- 0	3- 2	3- 1				
4- 1	0- 0	0- 0	AWAY	0- 0	4- 1	4- 0				
0- 0	0- 0	0- 0	NEUTRAL	0- 0	0- 0	0- 0				

RPI	S	Opponent	Score	RPI	S	Opponent	Score	RPI	S	Opponent	Score	RPI	S	Opponent	Score	Team's RPI: 148
19	A	Duke	50 77					64	A	Virginia Tech	63 86	108	H	Liberty	42 65	
								75	H	UAB	61 77	152	H	Davi dson	74 82	
								77	A	Ohio	61 64	156	A	Stetson	69 64	
												172	A	Radford	47 50	
												217	H	Gardner-Webb	83 80	
												223	A	Norfol k St.	59 56	
												231	A	UNCG	81 72	
												241	A	Campbel l	62 53	
												241	H	Campbel l	44 51	
												244	A	UNC Asheville	58 45	
												260	H	Presbyteri an	81 55	
												316	A	Charleston So.	75 74	
												324	H	Western Caro.	75 69	
												339	A	Wint hrop	79 58	
												349	H	Longwood	62 41	
LAST 12 Division I GAMES:																
241	H	Campbel l	44 51	339	A	Wint hrop	79 58									
108	H	Liberty	42 65	260	H	Presbyteri an	81 55									
316	A	Charleston So.	75 74	244	A	UNC Asheville	58 45									
172	A	Radford	47 50	217	H	Gardner-Webb	83 80									
349	H	Longwood	62 41	231	A	UNCG	81 72									
241	A	Campbel l	62 53	324	H	Western Caro.	75 69									

Non-Div I Games: N. C. Wesleyan 111 54 Barton 82 69

High Point

H
o
f
s
t
r
a

Hofstra				Through Games Of Feb. 4, 2018							
Average RPI	Win:	245	WON-LOST	WINNING	LAST 10	STRENGTH OF	OPP. STRENGTH	TEAM	ADJ.	CONF.	ADJ CONF.
Average RPI	Loss:	138	RECORD	PCT. RANK	GAMES	SCHEDULE	OF SCHEDULE	RPI	RPI	RPI	RPI
DIV. I ONLY			10- 12	204	4- 6	253	176	228	228	10	10
DIV. I NON-CONF.			6- 5	153	1- 0	327	239	242	242	12	12

TOTALS		RPI 1-25		RPI 26-50		W-L RECORDS		RPI 51-100		RPI 101-999	RPI 201+
10- 12		0- 0		0- 0		OVERALL		0- 5		10- 7	8- 2
5- 6		0- 0		0- 0		HOME		0- 2		5- 4	4- 2
4- 6		0- 0		0- 0		AWAY		0- 3		4- 3	4- 0
1- 0		0- 0		0- 0		NEUTRAL		0- 0		1- 0	0- 0
6- 5		0- 0		0- 0		NON-CONFERENCE		0- 1		6- 4	5- 1
3- 2		0- 0		0- 0		HOME		0- 0		3- 2	3- 1
2- 3		0- 0		0- 0		AWAY		0- 1		2- 2	2- 0
1- 0		0- 0		0- 0		NEUTRAL		0- 0		1- 0	0- 0
4- 7		0- 0		0- 0		CONFERENCE		0- 4		4- 3	3- 1
2- 4		0- 0		0- 0		HOME		0- 2		2- 2	1- 1
2- 3		0- 0		0- 0		AWAY		0- 2		2- 1	2- 0
0- 0		0- 0		0- 0		NEUTRAL		0- 0		0- 0	0- 0

H
o
f
s
t
r
a

RPI 1-25				RPI 26-50				RPI 51-100				RPI 101+ Team's RPI: 228			
RPI	S	Opponent	Score	RPI	S	Opponent	Score	RPI	S	Opponent	Score	RPI	S	Opponent	Score
								56	A	Drexel	38 47	102	N	Wake Forest	69 66
								56	H	Drexel	47 58	127	H	Delaware	51 58
								82	A	James Madison	56 73	137	A	William & Mary	53 63
								82	H	James Madison	42 55	137	H	William & Mary	65 54
								99	A	UNLV	52 68	165	A	Hartford	49 60
												190	A	Col umbi a	53 75
												197	H	Si ena	60 70
												204	H	Stony Brook	49 73
												239	H	St. Bonaventure	71 68
												240	H	Holy Cross	69 63
												261	A	Col. of Charleston	75 60
												261	H	Col. of Charleston	65 60
												265	A	UNCW	69 61
												265	H	UNCW	55 59
												281	A	Sacred Heart	86 81
												331	H	UMBC	71 55
												337	A	Iona	68 43

LAST 12 Division I GAMES:															
265	H	UNCW	55 59	127	H	Delaware	51 58								
137	A	William & Mary	53 63	265	A	UNCW	69 61								
82	A	James Madison	56 73	261	A	Col. of Charleston	75 60								
56	H	Drexel	47 58	56	A	Drexel	38 47								
137	H	William & Mary	65 54	82	H	James Madison	42 55								
261	H	Col. of Charleston	65 60	239	H	St. Bonaventure	71 68								

Non-Div I Games:

Hofstra

Average RPI Win:	261	WON-LOST	WINNING	LAST 10	STRENGTH OF	OPP. STRENGTH	TEAM	ADJ.	CONF.	ADJ CONF.
Average RPI Loss:	156	RECORD	PCT. RANK	GAMES	SCHEDULE	OF SCHEDULE	RPI	RPI	RPI	RPI
DIV. I ONLY	10- 12	204	4- 6	282	229	240	240	15	15	
DIV. I NON-CONF.	5- 6	187	0- 1	314	308	260	260	18	18	
<hr/>										
TOTALS	RPI 1-25	RPI 26-50	W-L RECORDS	RPI 51-100	RPI 101-999	RPI 201+				
10- 12	0- 0	0- 0	OVERALL	0- 3	10- 9	8- 4				
3- 8	0- 0	0- 0	HOME	0- 3	3- 5	2- 2				
7- 4	0- 0	0- 0	AWAY	0- 0	7- 4	6- 2				
0- 0	0- 0	0- 0	NEUTRAL	0- 0	0- 0	0- 0				
5- 6	0- 0	0- 0	NON-CONFERENCE	0- 1	5- 5	5- 1				
2- 3	0- 0	0- 0	HOME	0- 1	2- 2	2- 0				
3- 3	0- 0	0- 0	AWAY	0- 0	3- 3	3- 1				
0- 0	0- 0	0- 0	NEUTRAL	0- 0	0- 0	0- 0				
5- 6	0- 0	0- 0	CONFERENCE	0- 2	5- 4	3- 3				
1- 5	0- 0	0- 0	HOME	0- 2	1- 3	0- 2				
4- 1	0- 0	0- 0	AWAY	0- 0	4- 1	3- 1				
0- 0	0- 0	0- 0	NEUTRAL	0- 0	0- 0	0- 0				

RPI 1-25				RPI 26-50				RPI 51-100				RPI 101+ Team's RPI: 240			
RPI	S	Opponent	Score	RPI	S	Opponent	Score	RPI	S	Opponent	Score	RPI	S	Opponent	Score
								66	H	Albany (NY)	56 65	113	H	Dartmouth	74 76
								67	H	American	63 68	121	A	Brown	78 82
								84	H	Navy	58 65	135	H	Bucknell	47 71
												157	H	Lehigh	54 49
												169	A	Marist	74 85
												180	A	Army West Point	70 62
												196	H	Boston College	61 70
												203	A	Boston U.	60 57
												227	A	Loyola Maryl and	60 77
												227	H	Loyola Maryl and	58 65
												228	A	Hofstra	63 69
												243	A	Lafayette	69 56
												243	H	Lafayette	65 69
												274	A	Colgate	71 64
												276	A	Rider	83 56
												283	H	Bryant	59 57
												315	H	Vermont	64 53
												332	A	Rhode Island	69 63
												347	A	UMass Lowell	84 56
<hr/>															
LAST 12 Division I GAMES:															
227	H	Loyola Maryl and	58 65	84	H	Navy	58 65	227	A	Loyola Maryl and	60 77				
243	A	Lafayette	69 56	157	H	Lehigh	54 49	243	H	Lafayette	65 69				
67	H	American	63 68	274	A	Colgate	71 64								
135	H	Bucknell	47 71	113	H	Dartmouth	74 76								
180	A	Army West Point	70 62												
203	A	Boston U.	60 57												

Non-Div I Games:

Holy Cross

Average RPI Win:	316	WON-LOST	WINNING	LAST 10	STRENGTH OF	OPP. STRENGTH	TEAM	ADJ.	CONF.	ADJ CONF.
Average RPI Loss:	194	RECORD	PCT. RANK	GAMES	SCHEDULE	OF SCHEDULE	RPI	RPI	RPI	RPI
DIV. I ONLY	2- 14	328	2- 8	250	335	320	320	25	25	
DIV. I NON-CONF.	0- 6	337	0- 2	69	326	304	304	25	25	

TOTALS	RPI 1-25	RPI 26-50	W-L RECORDS	RPI 51-100	RPI 101-999	RPI 201+				
2- 14	0- 0	0- 1	OVERALL	0- 0	2- 13	2- 8				
0- 5	0- 0	0- 0	HOME	0- 0	0- 5	0- 3				
2- 9	0- 0	0- 1	AWAY	0- 0	2- 8	2- 5				
0- 0	0- 0	0- 0	NEUTRAL	0- 0	0- 0	0- 0				
0- 6	0- 0	0- 1	NON-CONFERENCE	0- 0	0- 5	0- 2				
0- 0	0- 0	0- 0	HOME	0- 0	0- 0	0- 0				
0- 6	0- 0	0- 1	AWAY	0- 0	0- 5	0- 2				
0- 0	0- 0	0- 0	NEUTRAL	0- 0	0- 0	0- 0				
2- 8	0- 0	0- 0	CONFERENCE	0- 0	2- 8	2- 6				
0- 5	0- 0	0- 0	HOME	0- 0	0- 5	0- 3				
2- 3	0- 0	0- 0	AWAY	0- 0	2- 3	2- 3				
0- 0	0- 0	0- 0	NEUTRAL	0- 0	0- 0	0- 0				

RPI 1-25				RPI 26-50				RPI 51-100				RPI 101+ Team's RPI: 320			
RPI	S	Opponent	Score	RPI	S	Opponent	Score	RPI	S	Opponent	Score	RPI	S	Opponent	Score
				27	A	South Fla.	43 90					103	H	Lamar University	51 79
												107	A	Rice	45 67
												122	A	UTEP	62 69
												125	H	SFA	54 76
												193	A	Louisiana Tech	62 85
												202	A	Abilene Christian	68 80
												205	A	Oral Roberts	56 78
												224	A	New Orleans	52 70
												254	A	A&M-Corpus Christi	49 50
												256	H	Nicholls St.	61 73
												277	H	McNeese	74 86
												285	H	Southeastern La.	61 76
												302	A	Incarnate Word	58 56
												329	A	Sam Houston St.	69 61
												334	A	La. -Monroe	73 77
LAST 12 Division I GAMES:															
125	H	SFA	54 76	202	A	Abilene Christian	68 80								
254	A	A&M-Corpus Christi	49 50	256	H	Nicholls St.	61 73								
302	A	Incarnate Word	58 56	224	A	New Orleans	52 70								
277	H	McNeese	74 86	103	H	Lamar University	51 79								
285	H	Southeastern La.	61 76	193	A	Louisiana Tech	62 85								
329	A	Sam Houston St.	69 61	334	A	La. -Monroe	73 77								

Non-Div I Games: LeTourneau 88 43 Paul Quinn 74 54 Jarvis Christian 78 30 Huston-Tillotson 76 72 Houston Baptist

Average RPI Win: 303
Average RPI Loss: 165

WON-LOST
RECORD

WINNING
PCT. RANK

LAST 10
GAMES

STRENGTH OF
SCHEDULE

OPP. STRENGTH
OF SCHEDULE

TEAM
RPI

ADJ.
RPI

CONF.
RPI

ADJ CONF.
RPI

DIV. I ONLY	8- 13	238	4- 5	213	342	259	259	31	31
DIV. I NON-CONF.	4- 9	249	1- 2	53	311	223	223	31	31
TOTALS	RPI 1-25	RPI 26-50	W-L RECORDS	RPI 51-100	RPI 101-999	RPI 201+			
8- 13	0- 2	0- 0	OVERALL	0- 1	8- 10	8- 4			
6- 4	0- 0	0- 0	HOME	0- 0	6- 4	6- 1			
2- 9	0- 0	0- 0	AWAY	0- 0	2- 1	2- 1			
0- 0	0- 0	0- 0	NEUTRAL	0- 0	0- 0	0- 0			
4- 9	0- 2	0- 0	NON-CONFERENCE	0- 1	4- 6	4- 1			
4- 2	0- 0	0- 0	HOME	0- 0	4- 2	4- 0			
0- 7	0- 2	0- 0	AWAY	0- 1	0- 4	0- 1			
0- 0	0- 0	0- 0	NEUTRAL	0- 0	0- 0	0- 0			
4- 4	0- 0	0- 0	CONFERENCE	0- 0	4- 4	4- 3			
2- 2	0- 0	0- 0	HOME	0- 0	2- 2	2- 1			
2- 2	0- 0	0- 0	AWAY	0- 0	2- 2	2- 2			
0- 0	0- 0	0- 0	NEUTRAL	0- 0	0- 0	0- 0			

RPI	S	Opponent	Score	RPI	S	Opponent	Score	RPI	S	Opponent	Score	RPI	S	Opponent	Score	Team's RPI: 259
17	A	Maryland	49 111					58	A	Mercer	44 70	121	H	Brown	81 85	
20	A	Georgia	47 87									126	A	Georgetown	41 93	
												137	H	William & Mary	71 83	
												143	A	Cincinnati	53 87	
												145	H	Bethune-Cookman	55 59	
												197	A	Siena	61 72	
												222	H	N. C. A&T	68 76	
												241	H	Campbell	63 61	
												258	H	Fairleigh Dickinson	68 65	
												286	H	St. Francis Brooklyn	72 69	
												294	H	FIU	69 62	
												305	A	UMES	52 58	
												315	A	Vermont	65 88	
												326	A	South Carolina St.	68 58	
												333	H	N. C. Central	69 54	
												340	A	Florida A&M	59 74	
												340	H	Florida A&M	76 65	
												343	A	Savannah St.	87 59	
LAST 12 Division I GAMES:																
340	H	Florida A&M	76 65	145	H	Bethune-Cookman	55 59									
305	A	UMES	52 58	340	A	Florida A&M	59 74									
222	H	N. C. A&T	68 76	121	H	Brown	81 85									
333	H	N. C. Central	69 54	241	H	Campbell	63 61									
343	A	Savannah St.	87 59	58	A	Mercer	44 70									
326	A	South Carolina St.	68 58	20	A	Georgia	47 87									

Howard

Howard

Non-Div I Games:

Howard

Average RPI	Win: 208	WON-LOST RECORD	WINNING PCT. RANK	LAST 10 GAMES	STRENGTH OF SCHEDULE	OPP. STRENGTH OF SCHEDULE	TEAM RPI	ADJ. RPI	CONF. RPI	ADJ CONF. RPI
Average RPI	Loss: 38									
DIV. I ONLY	16- 5	42	8- 2	166	107	63	63	11	11	
DIV. I NON-CONF.	7- 3	74	0- 1	227	34	77	77	13	13	

TOTALS	RPI 1-25	RPI 26-50	W-L RECORDS	RPI 51-100	RPI 101-999	RPI 201+				
16- 5	0- 3	0- 1	OVERALL	3- 1	13- 0	9- 0				
4- 2	0- 1	0- 0	HOME	0- 1	4- 0	4- 0				
11- 3	0- 2	0- 1	AWAY	2- 0	9- 0	5- 0				
1- 0	0- 0	0- 0	NEUTRAL	1- 0	0- 0	0- 0				
7- 3	0- 1	0- 1	NON-CONFERENCE	2- 1	5- 0	3- 0				
1- 1	0- 0	0- 0	HOME	0- 1	1- 0	1- 0				
5- 2	0- 1	0- 1	AWAY	1- 0	4- 0	2- 0				
1- 0	0- 0	0- 0	NEUTRAL	1- 0	0- 0	0- 0				
9- 2	0- 2	0- 0	CONFERENCE	1- 0	8- 0	6- 0				
3- 1	0- 1	0- 0	HOME	0- 0	3- 0	3- 0				
6- 1	0- 1	0- 0	AWAY	1- 0	5- 0	3- 0				
0- 0	0- 0	0- 0	NEUTRAL	0- 0	0- 0	0- 0				

RPI 1-25				RPI 26-50				RPI 51-100				Team's RPI : 63				RPI 101+			
RPI	S	Opponent	Score	RPI	S	Opponent	Score	RPI	S	Opponent	Score	RPI	S	Opponent	Score	RPI	S	Opponent	Score
13	A	Green Bay	45 52	47	A	UCF	59 63	76	N	Wyomi ng	65 59	114	A	Mil waukee	70 68				
13	H	Green Bay	34 60					77	A	Ohi o	76 52	124	A	Cle vel and St.	77 64				
24	A	DePaul	71 85					93	A	Wright St.	64 61	153	A	UNI	54 48				
								94	H	Mi ami (OH)	83 96	177	A	Memphi s	80 57				
												210	H	Oakl and	80 64				
												225	A	Youngstown St.	65 43				
												237	A	Northern Ky.	71 35				
												255	H	Indi ana St.	86 57				
												308	H	Detroi t Mercy	90 62				
												314	A	Ill. -Chi cago	82 46				
												314	H	Ill. -Chi cago	68 43				
												321	A	Ga. Southern	72 52				
												328	A	Tennessee Tech	68 54				

				LAST 12 Di vi sion I GAMES:															
314	H	Ill. -Chi cago	68 43	210	H	Oakl and	80 64	314	A	Ill. -Chi cago	82 46	24	A	DePaul	71 85				
13	A	Green Bay	45 52	308	H	Detroi t Mercy	90 62												
114	A	Mil waukee	70 68	225	A	Youngstown St.	65 43												
93	A	Wright St.	64 61	124	A	Cle vel and St.	77 64												
237	A	Northern Ky.	71 35																
13	H	Green Bay	34 60																

Non-Div I Games: Georgetown (KY) 85 52

IUPUI

Average RPI Win:	196	WON-LOST	WINNING	LAST 10	STRENGTH OF	OPP. STRENGTH	TEAM	ADJ.	CONF.	ADJ CONF.
Average RPI Loss:	125	RECORD	PCT. RANK	GAMES	SCHEDULE	OF SCHEDULE	RPI	RPI	RPI	RPI
DIV. I ONLY	11- 10	160	7- 3	197	81	162	162	19	19	
DIV. I NON-CONF.	3- 7	254	0- 0	64	72	167	167	15	15	

TOTALS	RPI 1-25	RPI 26-50	W-L RECORDS	RPI 51-100	RPI 101-999	RPI 201+				
11- 10	0- 1	1- 2	OVERALL	0- 2	10- 5	4- 3				
6- 4	0- 0	0- 1	HOME	0- 1	6- 2	4- 1				
5- 5	0- 0	1- 0	AWAY	0- 0	4- 0	0- 0				
0- 1	0- 0	0- 0	NEUTRAL	0- 1	0- 0	0- 0				
3- 7	0- 1	0- 1	NON-CONFERENCE	0- 2	3- 3	1- 2				
1- 3	0- 0	0- 0	HOME	0- 1	1- 2	1- 1				
2- 3	0- 1	0- 1	AWAY	0- 0	2- 1	0- 1				
0- 1	0- 0	0- 0	NEUTRAL	0- 1	0- 0	0- 0				
8- 3	0- 0	1- 1	CONFERENCE	0- 0	7- 2	3- 1				
5- 1	0- 0	0- 1	HOME	0- 0	5- 0	3- 0				
3- 2	0- 0	1- 0	AWAY	0- 0	2- 2	0- 1				
0- 0	0- 0	0- 0	NEUTRAL	0- 0	0- 0	0- 0				

I
d
a
h
oI
d
a
h
o

RPI 1-25				RPI 26-50				RPI 51-100				RPI 101+ Team's RPI: 162			
RPI	S	Opponent	Score	RPI	S	Opponent	Score	RPI	S	Opponent	Score	RPI	S	Opponent	Score
5	A	Ohio St.	56 99	32	A	Northern Colo.	79 71	52	N	TCU	76 86	110	A	Colorado St.	83 69
				32	H	Northern Colo.	72 78	76	H	Wyoming	64 70	155	A	Portland St.	101 90
				33	A	Arizona St.	33 77					155	H	Portland St.	61 60
												158	A	North Dakota	78 64
												158	H	North Dakota	80 75
												168	H	Washington	69 81
												183	A	CSUN	80 75
												194	A	Eastern Wash.	64 71
												202	A	Abilene Christian	72 82
												206	H	Seattle U	60 68
												284	A	Sacramento St.	64 79
												284	H	Sacramento St.	101 66
												298	H	Cal St. Fullerton	80 60
												303	H	Southern Utah	74 51
												322	H	Northern Ariz.	83 68

LAST 12 Division I GAMES:															
				284	H	Sacramento St.	101 66	194	A	Eastern Wash.	64 71				
				155	H	Portland St.	61 60	155	A	Portland St.	101 90				
				158	A	North Dakota	78 64	284	A	Sacramento St.	64 79				
				32	A	Northern Colo.	79 71	32	H	Northern Colo.	72 78				
				322	H	Northern Ariz.	83 68	158	H	North Dakota	80 75				
				303	H	Southern Utah	74 51	33	A	Arizona St.	33 77				

Non-Div I Games: Eastern Ore. 84 70

Idaho

Average RPI Win:	245	WON-LOST	WINNING	LAST 10	STRENGTH OF	OPP. STRENGTH	TEAM	ADJ.	CONF.	ADJ CONF.
Average RPI Loss:	144	RECORD	PCT. RANK	GAMES	SCHEDULE	OF SCHEDULE	RPI	RPI	RPI	RPI
DIV. I ONLY	12- 7	106	6- 4	327	142	171	171	19	19	
DIV. I NON-CONF.	6- 3	87	1- 0	296	154	107	107	15	15	

TOTALS	RPI 1-25	RPI 26-50	W-L RECORDS	RPI 51-100	RPI 101-999	RPI 201+				
12- 7	0- 0	0- 1	OVERALL	0- 2	12- 4	8- 2				
4- 2	0- 0	0- 1	HOME	0- 0	4- 1	3- 0				
8- 5	0- 0	0- 0	AWAY	0- 0	8- 0	5- 0				
0- 0	0- 0	0- 0	NEUTRAL	0- 0	0- 0	0- 0				
6- 3	0- 0	0- 0	NON-CONFERENCE	0- 2	6- 1	4- 1				
1- 0	0- 0	0- 0	HOME	0- 0	1- 0	1- 0				
5- 3	0- 0	0- 0	AWAY	0- 2	5- 1	3- 1				
0- 0	0- 0	0- 0	NEUTRAL	0- 0	0- 0	0- 0				
6- 4	0- 0	0- 1	CONFERENCE	0- 0	6- 3	4- 1				
3- 2	0- 0	0- 1	HOME	0- 0	3- 1	2- 0				
3- 2	0- 0	0- 0	AWAY	0- 0	3- 2	2- 1				
0- 0	0- 0	0- 0	NEUTRAL	0- 0	0- 0	0- 0				

RPI 1-25				RPI 26-50				RPI 51-100				RPI 101+				Team's RPI: 171			
RPI	S	Opponent	Score	RPI	S	Opponent	Score	RPI	S	Opponent	Score	RPI	S	Opponent	Score				
				32	H	Northern Colo.	57 63					76	A	Wyoming	53 61	139	A	Weber St.	73 84
												83	A	Washington St.	55 72	139	H	Weber St.	70 76
																155	A	Portland St.	88 59
																158	H	North Dakota	57 46
																168	A	Washington	79 59
																175	A	UC Irvine	78 72
																206	A	Seattle U	74 69
																235	A	Pepperdine	74 80
																252	A	Hawaii	64 62
																284	A	Sacramento St.	85 71
																287	H	Utah St.	64 44
																303	A	Southern Utah	70 76
																303	H	Southern Utah	66 39
																306	A	Utah Valley	70 58
																322	A	Northern Ari z.	75 55
																322	H	Northern Ari z.	76 59
LAST 12 Division I GAMES:																			
				303	H	Southern Utah	66 39					158	H	North Dakota	57 46				
				322	H	Northern Ari z.	76 59					322	A	Northern Ari z.	75 55				
				139	A	Weber St.	73 84					303	A	Southern Utah	70 76				
				284	A	Sacramento St.	85 71					139	H	Weber St.	70 76				
				155	A	Portland St.	88 59					306	A	Utah Valley	70 58				
				32	H	Northern Colo.	57 63					252	A	Hawaii	64 62				

Non-Div I Games: Westminster (UT) 83 45 Col. of Idaho 89 32

Idaho St.

Loss, Non-Conf, S Site, H Home A Away N Neutral

Average RPI Win:	276	WON-LOST	WINNING	LAST 10	STRENGTH OF	OPP. STRENGTH	TEAM	ADJ.	CONF.	ADJ CONF.
Average RPI Loss:	178	RECORD	PCT. RANK	GAMES	SCHEDULE	OF SCHEDULE	RPI	RPI	RPI	RPI
DIV. I ONLY	5- 15	294	0- 10	269	283	314	314	11	11	
DIV. I NON-CONF.	5- 4	146	0- 1	343	347	313	313	13	13	

TOTALS	RPI 1-25	RPI 26-50	W-L RECORDS	RPI 51-100	RPI 101-999	RPI 201+				
5- 15	0- 1	0- 0	OVERALL	0- 3	5- 11	5- 8				
4- 6	0- 0	0- 0	HOME	0- 1	4- 5	4- 4				
1- 9	0- 1	0- 0	AWAY	0- 2	1- 6	1- 4				
0- 0	0- 0	0- 0	NEUTRAL	0- 0	0- 0	0- 0				
5- 4	0- 0	0- 0	NON-CONFERENCE	0- 0	5- 4	5- 4				
4- 2	0- 0	0- 0	HOME	0- 0	4- 2	4- 2				
1- 2	0- 0	0- 0	AWAY	0- 0	1- 2	1- 2				
0- 0	0- 0	0- 0	NEUTRAL	0- 0	0- 0	0- 0				
0- 11	0- 1	0- 0	CONFERENCE	0- 3	0- 7	0- 4				
0- 4	0- 0	0- 0	HOME	0- 1	0- 3	0- 2				
0- 7	0- 1	0- 0	AWAY	0- 2	0- 4	0- 2				
0- 0	0- 0	0- 0	NEUTRAL	0- 0	0- 0	0- 0				

RPI 1-25				RPI 26-50				RPI 51-100				RPI 101+ Team's RPI: 314			
RPI	S	Opponent	Score	RPI	S	Opponent	Score	RPI	S	Opponent	Score	RPI	S	Opponent	Score
13	A	Green Bay	36 65					63	A	IUPUI	43 68	114	A	Milwaukee	44 59
								63	H	IUPUI	46 82	114	H	Milwaukee	53 76
								93	A	Wright St.	50 60	124	A	Cleveland St.	67 70
												208	H	Eastern Mich.	73 70
												210	H	Oakland	63 67
												225	A	Youngstown St.	63 76
												237	A	Northern Ky.	53 61
												245	A	Bradley	48 58
												251	H	North Texas	70 67
												255	H	Indiana St.	55 46
												273	H	Santa Clara	36 45
												292	A	Loyola Chi cago	55 57
												295	H	Jackson St.	63 76
												308	H	Detroit Mercy	58 61
												318	A	Fort Wayne	67 51
												348	H	Evansville	96 77

LAST 12 Division I GAMES:															
63	A	IUPUI	43 68	308	H	Detroit Mercy	58 61								
114	A	Milwaukee	44 59	210	H	Oakland	63 67								
13	A	Green Bay	36 65	124	A	Cleveland St.	67 70								
237	A	Northern Ky.	53 61	225	A	Youngstown St.	63 76								
93	A	Wright St.	50 60	63	H	IUPUI	46 82								
114	H	Milwaukee	53 76	292	A	Loyola Chi cago	55 57								

Non-Div I Games: Bethel (IN) 66 46 Ind.-Northwest 74 56

Average RPI Win:	245	WON-LOST	WINNING	LAST 10	STRENGTH OF	OPP. STRENGTH	TEAM	ADJ.	CONF.	ADJ CONF.
Average RPI Loss:	65	RECORD	PCT. RANK	GAMES	SCHEDULE	OF SCHEDULE	RPI	RPI	RPI	RPI
DIV. I ONLY	9- 16	253	0- 10	85	66	200	200	3	3	
DIV. I NON-CONF.	9- 5	99	0- 1	219	162	142	142	4	4	

TOTALS	RPI 1-25	RPI 26-50	W-L RECORDS	RPI 51-100	RPI 101-999	RPI 201+				
9- 16	0- 4	0- 3	OVERALL	0- 6	9- 3	6- 0				
6- 8	0- 1	0- 1	HOME	0- 3	6- 3	6- 0				
1- 8	0- 3	0- 2	AWAY	0- 3	1- 0	0- 0				
2- 0	0- 0	0- 0	NEUTRAL	0- 0	2- 0	0- 0				
9- 5	0- 1	0- 1	NON-CONFERENCE	0- 2	9- 1	6- 0				
6- 2	0- 0	0- 0	HOME	0- 1	6- 1	6- 0				
1- 3	0- 1	0- 1	AWAY	0- 1	1- 0	0- 0				
2- 0	0- 0	0- 0	NEUTRAL	0- 0	2- 0	0- 0				
0- 11	0- 3	0- 2	CONFERENCE	0- 4	0- 2	0- 0				
0- 6	0- 1	0- 1	HOME	0- 2	0- 2	0- 0				
0- 5	0- 2	0- 1	AWAY	0- 2	0- 0	0- 0				
0- 0	0- 0	0- 0	NEUTRAL	0- 0	0- 0	0- 0				

RPI 1-25				RPI 26-50				RPI 51-100				RPI 101+ Team's RPI: 200			
RPI	S	Opponent	Score	RPI	S	Opponent	Score	RPI	S	Opponent	Score	RPI	S	Opponent	Score
14	A	Rutgers	37 76	34	A	Michigan	42 86	57	A	Nebraska	47 62	104	H	Western Ill.	67 77
15	A	Missouri	55 72	35	H	Purdue	54 73	57	H	Nebraska	72 80	154	N	Wichita St.	68 67
17	A	Maryland	65 100	36	A	FGCU	61 85	59	H	Michigan St.	55 67	175	N	UC Irvine	65 59
22	H	Iowa	71 84					64	H	Virginia Tech	49 96	177	A	Memphis	63 47
								78	A	New Mexico	68 97	186	H	Wisconsin	61 70
								80	A	Penn St.	59 68	189	H	Northwestern	59 74
												230	H	Austin Peay	59 47
												245	H	Bradley	74 62
												255	H	Indiana St.	81 52
												308	H	Detroit Mercy	73 65
												318	H	Fort Wayne	64 50
												345	H	Chicago St.	66 56

LAST 12 Division I GAMES:															
35	H	Purdue	54 73	57	H	Nebraska	72 80								
57	A	Nebraska	47 62	22	H	Iowa	71 84								
186	H	Wisconsin	61 70	14	A	Rutgers	37 76								
80	A	Penn St.	59 68	189	H	Northwestern	59 74								
34	A	Michigan	42 86	17	A	Maryland	65 100								
59	H	Michigan St.	55 67	15	A	Missouri	55 72								

Non-Div I Games:

Illinois

Average RPI Win:	237	WON-LOST	WINNING	LAST 10	STRENGTH OF	OPP. STRENGTH	TEAM	ADJ.	CONF.	ADJ CONF.
Average RPI Loss:	173	RECORD	PCT. RANK	GAMES	SCHEDULE	OF SCHEDULE	RPI	RPI	RPI	RPI
DIV. I ONLY	10- 12	204	4- 6	295	245	267	267	24	24	
DIV. I NON-CONF.	6- 5	153	1- 0	217	210	186	186	22	22	

TOTALS	RPI 1-25	RPI 26-50	W-L RECORDS	RPI 51-100	RPI 101-999	RPI 201+				
10- 12	0- 0	0- 0	OVERALL	0- 3	10- 9	7- 5				
7- 6	0- 0	0- 0	HOME	0- 2	7- 4	5- 1				
2- 6	0- 0	0- 0	AWAY	0- 0	2- 1	2- 1				
1- 0	0- 0	0- 0	NEUTRAL	0- 0	1- 0	0- 0				
6- 5	0- 0	0- 0	NON-CONFERENCE	0- 2	6- 3	4- 1				
4- 2	0- 0	0- 0	HOME	0- 1	4- 1	3- 0				
1- 3	0- 0	0- 0	AWAY	0- 1	1- 2	1- 1				
1- 0	0- 0	0- 0	NEUTRAL	0- 0	1- 0	0- 0				
4- 7	0- 0	0- 0	CONFERENCE	0- 1	4- 6	3- 4				
3- 4	0- 0	0- 0	HOME	0- 1	3- 3	2- 1				
1- 3	0- 0	0- 0	AWAY	0- 0	1- 3	1- 3				
0- 0	0- 0	0- 0	NEUTRAL	0- 0	0- 0	0- 0				

RPI 1-25				RPI 26-50				RPI 51-100				RPI 101+ Team's RPI: 267			
RPI	S	Opponent	Score	RPI	S	Opponent	Score	RPI	S	Opponent	Score	RPI	S	Opponent	Score
								86	H	Drake	58 65	114	A	Milwaukee	59 61
								96	H	Butler	45 56	117	H	Missouri St.	50 56
								97	A	George Mason	37 56	124	H	Cleveland St.	47 56
												132	H	SIUE	62 47
												133	N	Northeastern	65 55
												140	H	Southern Ill.	49 46
												153	H	UNI	36 58
												208	H	Eastern Mich.	65 56
												210	A	Oakland	43 64
												237	H	Northern Ky.	49 37
												245	H	Bradley	42 62
												255	A	Indiana St.	49 52
												257	H	UMKC	64 53
												288	A	Valparaiso	50 56
												288	H	Valparaiso	63 55
												292	A	Loyola Chicago	59 62
												292	H	Loyola Chicago	57 49
												335	A	Long Beach St.	59 51
												348	A	Evansville	67 43

LAST 12 Division I GAMES:															
				288	H	Valparaiso	63 55	140	H	Southern Ill.	49 46				
				292	H	Loyola Chicago	57 49	117	H	Missouri St.	50 56				
				153	H	UNI	36 58	292	A	Loyola Chicago	59 62				
				86	H	Drake	58 65	288	A	Valparaiso	50 56				
				255	A	Indiana St.	49 52	245	H	Bradley	42 62				
				348	A	Evansville	67 43	133	N	Northeastern	65 55				

Non-Div I Games:

Illinois St.

Average RPI Win:	293	WON-LOST	WINNING	LAST 10	STRENGTH OF	OPP. STRENGTH	TEAM	ADJ.	CONF.	ADJ CONF.
Average RPI Loss:	166	RECORD	PCT. RANK	GAMES	SCHEDULE	OF SCHEDULE	RPI	RPI	RPI	RPI
DIV. I ONLY	2- 18	333	2- 8	124	329	302	302	25	25	
DIV. I NON-CONF.	0- 10	337	0- 2	12	320	268	268	25	25	

TOTALS	RPI 1-25	RPI 26-50	W-L RECORDS	RPI 51-100	RPI 101-999	RPI 201+				
2- 18	0- 0	0- 1	OVERALL	0- 3	2- 14	2- 7				
1- 8	0- 0	0- 0	HOME	0- 1	1- 7	1- 5				
1- 10	0- 0	0- 0	AWAY	0- 0	1- 2	1- 1				
0- 0	0- 0	0- 0	NEUTRAL	0- 0	0- 0	0- 0				
0- 10	0- 0	0- 1	NON-CONFERENCE	0- 3	0- 6	0- 2				
0- 3	0- 0	0- 0	HOME	0- 1	0- 2	0- 1				
0- 7	0- 0	0- 1	AWAY	0- 2	0- 4	0- 1				
0- 0	0- 0	0- 0	NEUTRAL	0- 0	0- 0	0- 0				
2- 8	0- 0	0- 0	CONFERENCE	0- 0	2- 8	2- 5				
1- 5	0- 0	0- 0	HOME	0- 0	1- 5	1- 4				
1- 3	0- 0	0- 0	AWAY	0- 0	1- 3	1- 1				
0- 0	0- 0	0- 0	NEUTRAL	0- 0	0- 0	0- 0				

RPI 1-25				RPI 26-50				RPI 51-100				RPI 101+ Team's RPI: 302			
RPI	S	Opponent	Score	RPI	S	Opponent	Score	RPI	S	Opponent	Score	RPI	S	Opponent	Score
				43	A	Houston	67 98	55	A	Oklahoma St.	35 86	103	A	Lamar University	54 77
								71	H	South Dakota	51 81	107	A	Rice	43 60
								85	A	Utah	31 90	120	H	Central Ark.	35 57
												125	A	SFA	49 60
												139	A	Weber St.	55 79
												142	H	Texas St.	33 74
												198	A	UT Arlington	48 61
												220	A	Texas Tech	54 80
												224	A	New Orleans	50 52
												224	H	New Orleans	45 72
												254	H	A&M-Corpus Christi	58 62
												256	H	Nicholls St.	64 62
												277	H	McNeese	57 66
												289	H	Massachusetts	45 64
												320	H	Houston Baptist	56 58
												329	A	Sam Houston St.	56 49

LAST 12 Division I GAMES:															
254	H	A&M-Corpus Christi	58 62	120	H	Central Ark.	35 57								
224	H	New Orleans	45 72	329	A	Sam Houston St.	56 49								
320	H	Houston Baptist	56 58	256	H	Nicholls St.	64 62								
224	A	New Orleans	50 52	277	H	McNeese	57 66								
103	A	Lamar University	54 77	220	A	Texas Tech	54 80								
125	A	SFA	49 60	43	A	Houston	67 98								

Non-Div I Games: Mary Hardin-Baylor 76 58

Incarnate Word

Average RPI Win:	288	WON-LOST	WINNING	LAST 10	STRENGTH OF	OPP. STRENGTH	TEAM	ADJ.	CONF.	ADJ CONF.
Average RPI Loss:	125	RECORD	PCT. RANK	GAMES	SCHEDULE	OF SCHEDULE	RPI	RPI	RPI	RPI
DIV. I ONLY	7- 13	256	6- 4	209	215	255	255	24	24	
DIV. I NON-CONF.	1- 9	318	0- 2	75	135	271	271	22	22	

TOTALS	RPI 1-25	RPI 26-50	W-L RECORDS	RPI 51-100	RPI 101-999	RPI 201+				
7- 13	0- 0	0- 1	OVERALL	0- 6	7- 6	7- 1				
3- 7	0- 0	0- 1	HOME	0- 3	3- 3	3- 0				
3- 5	0- 0	0- 0	AWAY	0- 2	3- 3	3- 1				
1- 1	0- 0	0- 0	NEUTRAL	0- 1	1- 0	1- 0				
1- 9	0- 0	0- 1	NON-CONFERENCE	0- 5	1- 3	1- 1				
0- 5	0- 0	0- 1	HOME	0- 3	0- 1	0- 0				
0- 3	0- 0	0- 0	AWAY	0- 1	0- 2	0- 1				
1- 1	0- 0	0- 0	NEUTRAL	0- 1	1- 0	1- 0				
6- 4	0- 0	0- 0	CONFERENCE	0- 1	6- 3	6- 0				
3- 2	0- 0	0- 0	HOME	0- 0	3- 2	3- 0				
3- 2	0- 0	0- 0	AWAY	0- 1	3- 1	3- 0				
0- 0	0- 0	0- 0	NEUTRAL	0- 0	0- 0	0- 0				

RPI	S	Opponent	Score	RPI	S	Opponent	Score	RPI	S	Opponent	Score	RPI	S	Opponent	Score	Team's RPI: 255
28	H	Central Mich.	67	77	63	A	IUPUI	57	86	117	H	Missouri St.	63	77		
					71	N	South Dakota	59	71	140	H	Southern Ill.	45	64		
					86	A	Drake	64	85	153	A	UNI	53	59		
					89	H	Saint Louis	59	60	179	H	Fla. Atlantic	58	66		
					94	H	Miami (OH)	56	68	200	A	Illinois	52	81		
					96	H	Butler	51	60	226	N	Montana	57	45		
										245	H	Bradley	65	50		
										267	H	Illinois St.	52	49		
										288	A	Valparaiso	67	54		
										292	A	Loyola Chicago	73	65		
										314	A	Ill. -Chicago	46	55		
										348	A	Evansville	66	57		
										348	H	Evansville	56	48		
LAST 12 Division I GAMES:																
348	A	Evansville	66	57	86	A	Drake	64	85							
288	A	Valparaiso	67	54	348	H	Evansville	56	48							
292	A	Loyola Chicago	73	65	140	H	Southern Ill.	45	64							
267	H	Illinois St.	52	49	117	H	Missouri St.	63	77							
245	H	Bradley	65	50	96	H	Butler	51	60							
153	A	UNI	53	59	94	H	Miami (OH)	56	68							

Non-Div I Games: Missouri S&T 84 51

Indiana St.

Average RPI Win:	342	WON-LOST	WINNING	LAST 10	STRENGTH OF	OPP. STRENGTH	TEAM	ADJ.	CONF.	ADJ CONF.
Average RPI Loss:	185	RECORD	PCT. RANK	GAMES	SCHEDULE	OF SCHEDULE	RPI	RPI	RPI	RPI
DIV. I ONLY	1- 22	348	1- 9	212	274	337	337	27	27	
DIV. I NON-CONF.	0- 11	337	0- 0	118	252	324	324	26	26	

TOTALS	RPI 1-25	RPI 26-50	W-L RECORDS	RPI 51-100	RPI 101-999	RPI 201+				
1- 22	0- 0	0- 0	OVERALL	0- 5	1- 17	1- 10				
1- 10	0- 0	0- 0	HOME	0- 2	1- 8	1- 4				
0- 12	0- 0	0- 0	AWAY	0- 3	0- 9	0- 6				
0- 0	0- 0	0- 0	NEUTRAL	0- 0	0- 0	0- 0				
0- 11	0- 0	0- 0	NON-CONFERENCE	0- 3	0- 8	0- 4				
0- 5	0- 0	0- 0	HOME	0- 1	0- 4	0- 1				
0- 6	0- 0	0- 0	AWAY	0- 2	0- 4	0- 3				
0- 0	0- 0	0- 0	NEUTRAL	0- 0	0- 0	0- 0				
1- 11	0- 0	0- 0	CONFERENCE	0- 2	1- 9	1- 6				
1- 5	0- 0	0- 0	HOME	0- 1	1- 4	1- 3				
0- 6	0- 0	0- 0	AWAY	0- 1	0- 5	0- 3				
0- 0	0- 0	0- 0	NEUTRAL	0- 0	0- 0	0- 0				

RPI 1-25				RPI 26-50				RPI 51-100				RPI 101+				Team's RPI: 337	
RPI	S	Opponent	Score	RPI	S	Opponent	Score	RPI	S	Opponent	Score	RPI	S	Opponent	Score		
								51	A	Duquesne	59	80	111	A	Jacksonville	62	71
								61	H	Tol edo	57	74	135	H	Bucknel l	53	60
								62	A	Qui nni pi ac	47	90	136	H	Kansas	58	72
								62	H	Qui nni pi ac	38	74	169	A	Mari st	55	75
								73	A	Fordham	48	78	174	H	Temple	54	59
												197	A	Si ena	51	64	
												197	H	Si ena	48	70	
												204	A	Stony Brook	46	63	
												228	H	Hofstra	43	68	
												229	A	Ni agara	59	73	
												250	A	Manhattan	63	67	
												276	H	Ri der	49	62	
												282	A	Ari zona	58	71	
												286	A	St. Franci s Brookl yn	63	72	
												290	H	Can i si us	49	53	
												293	A	Monmouth	56	68	
												293	H	Monmouth	56	62	
												342	H	Saint Peter's	52	42	

LAST 12 Di vi si on I GAMES:																	
				62	A	Qui nni pi ac	47	90	250	A	Manhattan	63	67				
				169	A	Mari st	55	75	293	H	Monmouth	56	62				
				342	H	Saint Peter's	52	42	62	H	Qui nni pi ac	38	74				
				276	H	Ri der	49	62	197	A	Si ena	51	64				
				293	A	Monmouth	56	68	290	H	Can i si us	49	53				
				197	H	Si ena	48	70	229	A	Ni agara	59	73				

Non-Div I Games:

Iona

Average RPI Win:	125	WON-LOST	WINNING	LAST 10	STRENGTH OF	OPP. STRENGTH	TEAM	ADJ.	CONF.	ADJ CONF.
Average RPI Loss:	38	RECORD	PCT. RANK	GAMES	SCHEDULE	OF SCHEDULE	RPI	RPI	RPI	RPI
DIV. I ONLY	18- 6	45	5- 5	16	55	22	22	3	3	
DIV. I NON-CONF.	12- 1	6	1- 0	63	91	17	17	4	4	

TOTALS	RPI 1-25	RPI 26-50	W-L RECORDS	RPI 51-100	RPI 101-999	RPI 201+				
18- 6	1- 2	2- 1	OVERALL	5- 3	10- 0	2- 0				
10- 3	1- 1	2- 1	HOME	3- 1	4- 0	1- 0				
5- 3	0- 1	0- 0	AWAY	1- 2	4- 0	0- 0				
3- 0	0- 0	0- 0	NEUTRAL	1- 0	2- 0	1- 0				
12- 1	0- 1	1- 0	NON-CONFERENCE	3- 0	8- 0	2- 0				
7- 1	0- 1	1- 0	HOME	2- 0	4- 0	1- 0				
2- 0	0- 0	0- 0	AWAY	0- 0	2- 0	0- 0				
3- 0	0- 0	0- 0	NEUTRAL	1- 0	2- 0	1- 0				
6- 5	1- 1	1- 1	CONFERENCE	2- 3	2- 0	0- 0				
3- 2	1- 0	1- 1	HOME	1- 1	0- 0	0- 0				
3- 3	0- 1	0- 0	AWAY	1- 2	2- 0	0- 0				
0- 0	0- 0	0- 0	NEUTRAL	0- 0	0- 0	0- 0				

RPI	S	Opponent	Score	RPI	S	Opponent	Score	RPI	S	Opponent	Score	RPI	S	Opponent	Score
5	H	Ohio St.	103 89	34	H	Michigan	82 72	53	A	Minnesota	72 77	109	H	Western Mich.	79 56
6	H	Florida St.	93 94	35	H	Purdue	70 76	53	H	Minnesota	92 84	115	A	Iowa St.	61 55
17	A	Maryland	64 80	45	H	Western Ky.	104 97	57	A	Nebraska	65 74	134	H	Northern Ill.	105 80
								57	H	Nebraska	74 92	153	A	UNI	71 47
								59	A	Michigan St.	71 68	167	H	Samford	80 59
								62	H	Quinnipiac	83 67	176	N	Charlotte	77 64
								69	N	Elon	74 61	186	A	Wisconsin	56 46
								86	H	Drake	79 66	200	A	Illinois	84 71
												263	N	Morgan St.	90 46
												338	H	Ark.-Pine Bluff	85 45

LAST 12 Division I GAMES:															
53	H	Minnesota	92 84	35	H	Purdue	70 76	200	A	Illinois	84 71				
59	A	Michigan St.	71 68	17	A	Maryland	64 80	34	H	Michigan	82 72				
57	H	Nebraska	74 92	186	A	Wisconsin	56 46	57	A	Nebraska	65 74				
5	H	Ohio St.	103 89	86	H	Drake	79 66								

Non-Div I Games:

Iowa

Average RPI Win: 176

Average RPI Loss: 54

WON-LOST
RECORDWINNING
PCT. RANKLAST 10
GAMESSTRENGTH OF
SCHEDULEOPP. STRENGTH
OF SCHEDULETEAM
RPIADJ.
RPICONF.
RPIADJ CONF.
RPIDIV. I ONLY
DIV. I NON-CONF.10- 13
6- 5216
1533- 7
0- 040
19829
52115
166115
1664
54
5

TOTALS

RPI 1-25

RPI 26-50

W-L RECORDS

RPI 51-100

RPI 101-999

RPI 201+

10- 13

0- 4

0- 4

OVERALL

4- 3

6- 2

5- 0

6- 6

0- 2

0- 2

HOME

1- 2

5- 0

4- 0

3- 6

0- 2

0- 1

AWAY

2- 1

1- 2

1- 0

1- 1

0- 0

0- 1

NEUTRAL

1- 0

0- 0

0- 0

6- 5

0- 1

0- 1

NON-CONFERENCE

2- 1

4- 2

4- 0

5- 1

0- 1

0- 0

HOME

1- 0

4- 0

4- 0

0- 3

0- 0

0- 0

AWAY

0- 1

0- 2

0- 0

1- 1

0- 0

0- 1

NEUTRAL

1- 0

0- 0

0- 0

4- 8

0- 3

0- 3

CONFERENCE

2- 2

2- 0

1- 0

1- 5

0- 1

0- 2

HOME

0- 2

1- 0

0- 0

3- 3

0- 2

0- 1

AWAY

2- 0

1- 0

1- 0

0- 0

0- 0

0- 0

NEUTRAL

0- 0

0- 0

0- 0

RPI 1-25

RPI 26-50

RPI 51-100

RPI 101+

Team's RPI: 115

RPI	S	Opponent	Score
8	A	Bayl or	49 89
8	H	Bayl or	50 79
11	A	Texas	55 87
22	H	Iowa	55 61

RPI	S	Opponent	Score
28	N	Central Mich.	60 81
30	H	Okl ahoma	69 74
46	A	West Vi rgi ni a	49 57
46	H	West Vi rgi ni a	59 69

RPI	S	Opponent	Score
52	H	TCU	52 75
55	A	Okl ahoma St.	78 69
71	H	South Dakota	81 76
86	A	Drake	80 83
88	A	Kansas St.	80 45
88	H	Kansas St.	60 67
98	N	Tul ane	67 64

RPI	S	Opponent	Score
123	A	Vanderbi l t	74 77
136	H	Kansas	71 69
153	A	UNI	53 57
220	A	Texas Tech	66 54
242	H	UC Ri versi de	89 66
256	H	Ni chol l s St.	75 47
257	H	UMKC	61 45
333	H	N. C. Central	99 58

LAST 12 Di vi si on I GAMES:

88	A	Kansas St.	80	45	220	A	Texas Tech	66	54
52	H	TCU	52	75	88	H	Kansas St.	60	67
11	A	Texas	55	87	46	A	West Vi rgi ni a	49	57
55	A	Okl ahoma St.	78	69	8	A	Bayl or	49	89
46	H	West Vi rgi ni a	59	69	30	H	Okl ahoma	69	74
8	H	Bayl or	50	79	136	H	Kansas	71	69

Non-Di v I Games:

Iowa St.

Loss,
 Non-Conf,
 S Site,
 H Home
 A Away
 N Neutral

Average RPI Win:	298	WON-LOST	WINNING	LAST 10	STRENGTH OF	OPP. STRENGTH	TEAM	ADJ.	CONF.	ADJ CONF.
Average RPI Loss:	258	RECORD	PCT. RANK	GAMES	SCHEDULE	OF SCHEDULE	RPI	RPI	RPI	RPI
DIV. I ONLY	9- 6	119	7- 3	349	339	295	295	32	32	
DIV. I NON-CONF.	2- 3	214	0- 1	349	242	345	345	32	32	

TOTALS	RPI 1-25	RPI 26-50	W-L RECORDS	RPI 51-100	RPI 101-999	RPI 201+				
9- 6	0- 0	0- 0	OVERALL	0- 0	9- 6	9- 4				
5- 2	0- 0	0- 0	HOME	0- 0	5- 2	5- 2				
4- 4	0- 0	0- 0	AWAY	0- 0	4- 0	4- 0				
0- 0	0- 0	0- 0	NEUTRAL	0- 0	0- 0	0- 0				
2- 3	0- 0	0- 0	NON-CONFERENCE	0- 0	2- 3	2- 2				
0- 1	0- 0	0- 0	HOME	0- 0	0- 1	0- 1				
2- 2	0- 0	0- 0	AWAY	0- 0	2- 2	2- 1				
0- 0	0- 0	0- 0	NEUTRAL	0- 0	0- 0	0- 0				
7- 3	0- 0	0- 0	CONFERENCE	0- 0	7- 3	7- 2				
5- 1	0- 0	0- 0	HOME	0- 0	5- 1	5- 1				
2- 2	0- 0	0- 0	AWAY	0- 0	2- 2	2- 1				
0- 0	0- 0	0- 0	NEUTRAL	0- 0	0- 0	0- 0				

RPI 1-25				RPI 26-50				RPI 51-100				RPI 101+ Team's RPI: 295			
RPI	S	Opponent	Score	RPI	S	Opponent	Score	RPI	S	Opponent	Score	RPI	S	Opponent	Score
												177	A	Memphi s	53 64
												199	A	Southern U.	76 86
												246	H	Texas Southern	74 77
												247	H	Grambl ing	82 70
												256	H	Ni chol l s St.	64 90
												266	H	Prai rie View	70 61
												278	A	Al corn	74 51
												278	H	Al corn	94 69
												301	H	Al abama St.	70 61
												313	H	Al abama A&M	59 43
												314	A	Ill . -Chi cago	76 63
												329	A	Sam Houston St.	68 74
												338	A	Ark. -Pi ne Bl uff	60 54
												341	A	Mi ssi ssi ppi Val .	61 72
												345	A	Chi cago St.	87 69
LAST 12 Division I GAMES:															
278	H	Al corn	94 69	199	A	Southern U.	76 86								
338	A	Ark. -Pi ne Bl uff	60 54	278	A	Al corn	74 51								
341	A	Mi ssi ssi ppi Val .	61 72	313	H	Al abama A&M	59 43								
247	H	Grambl ing	82 70	301	H	Al abama St.	70 61								
266	H	Prai rie View	70 61	177	A	Memphi s	53 64								
246	H	Texas Southern	74 77	329	A	Sam Houston St.	68 74								

Non-Div I Games: Philander Smith 88 56 Millsaps 79 41 LSU-Shreveport 85 86 Spring Hill 77 50 Jackson St.

Average RPI Win:	254	WON-LOST	WINNING	LAST 10	STRENGTH OF	OPP. STRENGTH	TEAM	ADJ.	CONF.	ADJ CONF.
Average RPI Loss:	81	RECORD	PCT. RANK	GAMES	SCHEDULE	OF SCHEDULE	RPI	RPI	RPI	RPI
DIV. I ONLY	13- 7	92	7- 3	239	199	111	111	22	22	
DIV. I NON-CONF.	7- 5	132	2- 1	230	194	111	111	21	21	
<hr/>										
TOTALS	RPI 1-25	RPI 26-50	W-L RECORDS	RPI 51-100	RPI 101-999	RPI 201+				
13- 7	0- 2	0- 2	OVERALL	0- 1	13- 2	10- 0				
6- 1	0- 0	0- 1	HOME	0- 0	6- 0	5- 0				
6- 6	0- 2	0- 1	AWAY	0- 1	6- 2	4- 0				
1- 0	0- 0	0- 0	NEUTRAL	0- 0	1- 0	1- 0				
7- 5	0- 2	0- 0	NON-CONFERENCE	0- 1	7- 2	5- 0				
3- 0	0- 0	0- 0	HOME	0- 0	3- 0	3- 0				
3- 5	0- 2	0- 0	AWAY	0- 1	3- 2	1- 0				
1- 0	0- 0	0- 0	NEUTRAL	0- 0	1- 0	1- 0				
6- 2	0- 0	0- 2	CONFERENCE	0- 0	6- 0	5- 0				
3- 1	0- 0	0- 1	HOME	0- 0	3- 0	2- 0				
3- 1	0- 0	0- 1	AWAY	0- 0	3- 0	3- 0				
0- 0	0- 0	0- 0	NEUTRAL	0- 0	0- 0	0- 0				

RPI 1-25				RPI 26-50				RPI 51-100				RPI 101+				Team's RPI : 111	
RPI	S	Opponent	Score	RPI	S	Opponent	Score	RPI	S	Opponent	Score	RPI	S	Opponent	Score		
6	A	Florida St.	50 82	36	A	FGCU	58 63	100	A	Al abama	60 75	101	A	South Ala.	60 58		
18	A	NC State	44 64	36	H	FGCU	63 65					145	A	Bethune-Cookman	68 58		
												156	H	Stetson	73 63		
												178	A	Florida	59 69		
												192	A	Troy	88 89		
												236	A	North Florida	66 48		
												237	N	Northern Ky.	61 49		
												256	A	Ni choll s St.	69 61		
												262	H	Li pscomb	70 48		
												293	H	Monmouth	74 65		
												296	H	Kennesaw St.	84 49		
												297	A	USC Upstate	71 45		
												337	H	I ona	71 62		
												343	H	Savannah St.	74 46		
												344	A	NJIT	88 58		
LAST 12 Division I GAMES:																	
				36	H	FGCU	63 65					262	H	Li pscomb	70 48		
				156	H	Stetson	73 63					236	A	North Fl ori da	66 48		
				36	A	FGCU	58 63					343	H	Savannah St.	74 46		
				297	A	USC Upstate	71 45					6	A	Florida St.	50 82		
				344	A	NJIT	88 58					237	N	Northern Ky.	61 49		
				296	H	Kennesaw St.	84 49					145	A	Bethune-Cookman	68 58		

Non-Div I Games: Flagler 79 52 Webber Int'l 64 43 Edward Waters 79 58

Jacksonville

Average RPI Win:	272	WON-LOST	WINNING	LAST 10	STRENGTH OF	OPP. STRENGTH	TEAM	ADJ.	CONF.	ADJ CONF.
Average RPI Loss:	154	RECORD	PCT. RANK	GAMES	SCHEDULE	OF SCHEDULE	RPI	RPI	RPI	RPI
DIV. I ONLY	12- 9	133	6- 4	249	317	173	173	26	26	
DIV. I NON-CONF.	4- 5	202	0- 0	245	214	211	211	27	27	

TOTALS	RPI 1-25	RPI 26-50	W-L RECORDS	RPI 51-100	RPI 101-999	RPI 201+				
12- 9	0- 1	0- 0	OVERALL	0- 3	12- 5	12- 3				
7- 2	0- 1	0- 0	HOME	0- 0	7- 1	7- 1				
4- 7	0- 0	0- 0	AWAY	0- 3	4- 0	4- 0				
1- 0	0- 0	0- 0	NEUTRAL	0- 0	1- 0	1- 0				
4- 5	0- 1	0- 0	NON-CONFERENCE	0- 2	4- 2	4- 1				
2- 1	0- 1	0- 0	HOME	0- 0	2- 0	2- 0				
1- 4	0- 0	0- 0	AWAY	0- 2	1- 2	1- 1				
1- 0	0- 0	0- 0	NEUTRAL	0- 0	1- 0	1- 0				
8- 4	0- 0	0- 0	CONFERENCE	0- 1	8- 3	8- 2				
5- 1	0- 0	0- 0	HOME	0- 0	5- 1	5- 1				
3- 3	0- 0	0- 0	AWAY	0- 1	3- 2	3- 1				
0- 0	0- 0	0- 0	NEUTRAL	0- 0	0- 0	0- 0				

RPI 1-25				RPI 26-50				RPI 51-100				RPI 101+ Team's RPI: 173			
RPI	S	Opponent	Score	RPI	S	Opponent	Score	RPI	S	Opponent	Score	RPI	S	Opponent	Score
6	H	Florida St.	51 75					68	A	Belmont	55 71	132	A	SIUE	41 65
								94	A	Miami (OH)	55 58	149	A	Clemson	45 53
								95	A	Seton Hall	54 73	212	H	UT Martin	57 61
												215	A	Morehead St.	67 65
												215	H	Morehead St.	70 64
												218	N	East Carolina	82 73
												221	H	Southeast Mo. St.	55 48
												224	A	New Orleans	59 54
												230	H	Austin Peay	65 47
												307	H	Murray St.	97 65
												309	A	Eastern Ky.	44 48
												309	H	Eastern Ky.	65 51
												313	H	Alabama A&M	49 33
												317	A	Georgia St.	41 55
												332	H	Rhode Island	63 53
												336	A	Tennessee St.	75 56
												346	A	Eastern Ill.	59 50

LAST 12 Division I GAMES:															
132	A	SIUE	41 65	230	H	Austin Peay	65 47								
346	A	Eastern Ill.	59 50	307	H	Murray St.	97 65								
221	H	Southeast Mo. St.	55 48	68	A	Belmont	55 71								
212	H	UT Martin	57 61	336	A	Tennessee St.	75 56								
309	A	Eastern Ky.	44 48	215	H	Morehead St.	70 64								
215	A	Morehead St.	67 65	309	H	Eastern Ky.	65 51								

Non-Div I Games: Stillman 93 38 Brewton-Parker 103 44

Jacksonville St.

Loss,
Non-Conf,
S Site,
H Home
A Away
N Neutral

Average RPI	Win:	210	WON-LOST	WINNING	LAST 10	STRENGTH OF	OPP. STRENGTH	TEAM	ADJ.	CONF.	ADJ CONF.
Average RPI	Loss:	51	RECORD	PCT. RANK	GAMES	SCHEDULE	OF SCHEDULE	RPI	RPI	RPI	RPI
DIV. I ONLY		14- 8	96	9- 1	86	99	82	82	10	10	
DIV. I NON-CONF.		4- 7	226	1- 0	66	23	165	165	12	12	

TOTALS	RPI 1-25		RPI 26-50		W-L RECORDS	RPI 51-100	RPI 101-999		RPI 201+		
14- 8	0- 3		0- 2		OVERALL	2- 2	12- 1		9- 0		
8- 3	0- 2		0- 0		HOME	2- 0	6- 1		5- 0		
6- 4	0- 1		0- 1		AWAY	0- 2	6- 0		4- 0		
0- 1	0- 0		0- 1		NEUTRAL	0- 0	0- 0		0- 0		
4- 7	0- 3		0- 2		NON-CONFERENCE	0- 1	4- 1		3- 0		
3- 3	0- 2		0- 0		HOME	0- 0	3- 1		2- 0		
1- 3	0- 1		0- 1		AWAY	0- 1	1- 0		1- 0		
0- 1	0- 0		0- 1		NEUTRAL	0- 0	0- 0		0- 0		
10- 1	0- 0		0- 0		CONFERENCE	2- 1	8- 0		6- 0		
5- 0	0- 0		0- 0		HOME	2- 0	3- 0		3- 0		
5- 1	0- 0		0- 0		AWAY	0- 1	5- 0		3- 0		
0- 0	0- 0		0- 0		NEUTRAL	0- 0	0- 0		0- 0		

RPI	S	Opponent	Score	RPI	S	Opponent	Score	RPI	S	Opponent	Score	RPI	S	Opponent	Score
6	H	Florida St.	63 79	26	N	Villanova	57 60	56	H	Drexel	56 48	108	H	Liberty	58 47
9	A	Tennessee	60 89	44	A	Dayton	54 82	60	A	St. John's (NY)	64 81	133	A	Northeastern	60 57
14	H	Rutgers	63 76					69	A	Elon	43 50	137	A	William & Mary	86 41
								69	H	Elon	70 67	181	H	Saint Joseph's	66 73
												228	A	Hofstra	55 42
												228	H	Hofstra	73 56
												261	A	Col. of Charleston	67 45
												261	H	Col. of Charleston	67 53
												265	A	UNCW	63 48
												269	H	Towson	69 45
												283	H	Bryant	67 36
												315	A	Vermont	68 56
												325	H	Wagner	68 45

Team's RPI: 82															
LAST 12 Division I GAMES:															
69	A	Elon	43 50	69	H	Elon	70 67	56	H	Drexel	56 48	269	H	Towson	69 45
137	A	William & Mary	86 41	56	H	Drexel	56 48	133	A	Northeastern	60 57	228	A	Hofstra	55 42
261	H	Col. of Charleston	67 53	269	H	Towson	69 45	228	H	Hofstra	73 56	261	A	Col. of Charleston	67 45
228	H	Hofstra	73 56	283	H	Bryant	67 36	315	A	Vermont	68 56	325	H	Wagner	68 45
265	A	UNCW	63 48												
261	A	Col. of Charleston	67 45												

Non-Div I Games:

James Madison

Average RPI Win:	201	WON-LOST	WINNING	LAST 10	STRENGTH OF	OPP. STRENGTH	TEAM	ADJ.	CONF.	ADJ CONF.
Average RPI Loss:	63	RECORD	PCT. RANK	GAMES	SCHEDULE	OF SCHEDULE	RPI	RPI	RPI	RPI
DIV. I ONLY	11- 12	186	1- 9	68	65	136	136	4	4	
DIV. I NON-CONF.	9- 2	34	0- 0	208	234	85	85	5	5	

TOTALS	RPI 1-25	RPI 26-50	W-L RECORDS	RPI 51-100	RPI 101-999	RPI 201+				
11- 12	0- 3	0- 2	OVERALL	2- 5	9- 2	7- 1				
9- 6	0- 2	0- 1	HOME	2- 2	7- 1	5- 1				
2- 6	0- 1	0- 1	AWAY	0- 3	2- 1	2- 0				
0- 0	0- 0	0- 0	NEUTRAL	0- 0	0- 0	0- 0				
9- 2	0- 0	0- 0	NON-CONFERENCE	1- 2	8- 0	6- 0				
8- 1	0- 0	0- 0	HOME	1- 1	7- 0	5- 0				
1- 1	0- 0	0- 0	AWAY	0- 1	1- 0	1- 0				
0- 0	0- 0	0- 0	NEUTRAL	0- 0	0- 0	0- 0				
2- 10	0- 3	0- 2	CONFERENCE	1- 3	1- 2	1- 1				
1- 5	0- 2	0- 1	HOME	1- 1	0- 1	0- 1				
1- 5	0- 1	0- 1	AWAY	0- 2	1- 1	1- 0				
0- 0	0- 0	0- 0	NEUTRAL	0- 0	0- 0	0- 0				

RPI 1-25				RPI 26-50				RPI 51-100				RPI 101+ Team's RPI: 136			
RPI	S	Opponent	Score	RPI	S	Opponent	Score	RPI	S	Opponent	Score	RPI	S	Opponent	Score
8	H	Bayl or	48 83	30	A	Okl ahoma	64 97	52	A	TCU	66 76	107	H	Ri ce	73 65
11	A	Texas	62 79	46	H	West Vi rgi ni a	54 74	52	H	TCU	86 77	115	A	Iowa St.	69 71
11	H	Texas	41 55					55	A	Okl ahoma St.	63 92	116	H	Yal e	81 75
								57	H	Nebraska	49 66	220	A	Texas Tech	60 47
								60	A	St. John' s (NY)	53 65	220	H	Texas Tech	56 68
								87	H	Arkansas	71 60	221	H	Southeast Mo. St.	51 50
								88	H	Kansas St.	59 63	241	H	Campbell I	66 48
												246	H	Texas Southern	72 37
												257	H	UMKC	63 48
												327	H	Delaware St.	81 49
												337	A	Iona	72 58
LAST 12 Division I GAMES:															
55	A	Okl ahoma St.	63 92	11	A	Texas	62 79	46	H	West Vi rgi ni a	54 74	8	H	Bayl or	48 83
11	H	Texas	41 55	220	A	Texas Tech	60 47	52	H	TCU	86 77	52	A	TCU	66 76
88	H	Kansas St.	59 63	115	A	Iowa St.	69 71	87	H	Arkansas	71 60	220	A	Texas Tech	60 47
30	A	Okl ahoma	64 97					52	H	TCU	86 77	52	A	TCU	66 76
52	A	TCU	66 76					88	H	Kansas St.	59 63	115	A	Iowa St.	69 71
220	H	Texas Tech	56 68												

Non-Div I Games:

Kansas

Average RPI Win: 171

Average RPI Loss: 44

WON-LOST
RECORDWINNING
PCT. RANKLAST 10
GAMESSTRENGTH OF
SCHEDULEOPP. STRENGTH
OF SCHEDULETEAM
RPIADJ.
RPICONF.
RPIADJ CONF.
RPIDIV. I ONLY
DIV. I NON-CONF.12- 11
8- 3166
654- 6
0- 030
13360
22788
8888
884
54
5

TOTALS

RPI 1-25

RPI 26-50

W-L RECORDS

RPI 51-100

RPI 101-999

RPI 201+

12- 11

0- 5

1- 2

OVERALL

2- 2

9- 2

4- 0

7- 6

0- 2

0- 1

HOME

1- 1

6- 2

3- 0

4- 4

0- 2

1- 1

AWAY

0- 1

3- 0

1- 0

1- 1

0- 1

0- 0

NEUTRAL

1- 0

0- 0

0- 0

8- 3

0- 2

0- 0

NON-CONFERENCE

1- 0

7- 1

4- 0

6- 1

0- 0

0- 0

HOME

0- 0

6- 1

3- 0

1- 1

0- 1

0- 0

AWAY

0- 0

1- 0

1- 0

1- 1

0- 1

0- 0

NEUTRAL

1- 0

0- 0

0- 0

4- 8

0- 3

1- 2

CONFERENCE

1- 2

2- 1

0- 0

1- 5

0- 2

0- 1

HOME

1- 1

0- 1

0- 0

3- 3

0- 1

1- 1

AWAY

0- 1

2- 0

0- 0

0- 0

0- 0

0- 0

NEUTRAL

0- 0

0- 0

0- 0

RPI 1-25

RPI 26-50

RPI 51-100 Team's RPI: 88

RPI 101+

RPI	S	Opponent	Score
8	A	Bayl or	50 75
8	H	Bayl or	58 88
10	N	UCLA	55 64
11	H	Texas	64 75
15	A	Mi ssouri	59 73

RPI	S	Opponent	Score
30	A	Okl ahoma	49 68
30	H	Okl ahoma	71 76
46	A	West Vi rgi ni a	60 52

RPI	S	Opponent	Score
52	H	TCU	63 68
55	A	Okl ahoma St.	68 76
55	H	Okl ahoma St.	80 64
80	N	Penn St.	70 65

RPI	S	Opponent	Score
115	A	Iowa St.	67 60
115	H	Iowa St.	45 80
125	H	SFA	74 49
128	H	Little Rock	66 51
136	A	Kansas	63 59
153	H	UNI	71 72
198	H	UT Arlington	70 56
233	H	Omaha	81 60
251	A	North Texas	55 54
340	H	Florida A&M	81 57
345	H	Chi cago St.	99 51

LAST 12 Di vi si on I GAMES:

115	H	Iowa St.	45 80	55	H	Okl ahoma St.	80 64
30	A	Okl ahoma	49 68	115	A	Iowa St.	67 60
136	A	Kansas	63 59	11	H	Texas	64 75
52	H	TCU	63 68	46	A	West Vi rgi ni a	60 52
8	A	Bayl or	50 75	55	A	Okl ahoma St.	68 76
30	H	Okl ahoma	71 76	8	H	Bayl or	58 88

Non-Di v I Games:

Kansas St.

Loss,
Non-Conf,
S Site,
H Home
A Away
N Neutral

Average RPI Win:	280	WON-LOST	WINNING	LAST 10	STRENGTH OF	OPP. STRENGTH	TEAM	ADJ.	CONF.	ADJ CONF.
Average RPI Loss:	160	RECORD	PCT. RANK	GAMES	SCHEDULE	OF SCHEDULE	RPI	RPI	RPI	RPI
DIV. I ONLY	5- 13	285	3- 7	300	157	296	296	22	22	
DIV. I NON-CONF.	3- 7	254	2- 1	260	78	250	250	21	21	

TOTALS	RPI 1-25	RPI 26-50	W-L RECORDS	RPI 51-100	RPI 101-999	RPI 201+				
5- 13	0- 1	0- 1	OVERALL	0- 2	5- 9	4- 5				
3- 4	0- 0	0- 1	HOME	0- 0	3- 3	2- 3				
2- 7	0- 0	0- 0	AWAY	0- 1	2- 6	2- 2				
0- 2	0- 1	0- 0	NEUTRAL	0- 1	0- 0	0- 0				
3- 7	0- 1	0- 0	NON-CONFERENCE	0- 2	3- 4	3- 1				
1- 1	0- 0	0- 0	HOME	0- 0	1- 1	1- 1				
2- 4	0- 0	0- 0	AWAY	0- 1	2- 3	2- 0				
0- 2	0- 1	0- 0	NEUTRAL	0- 1	0- 0	0- 0				
2- 6	0- 0	0- 1	CONFERENCE	0- 0	2- 5	1- 4				
2- 3	0- 0	0- 1	HOME	0- 0	2- 2	1- 2				
0- 3	0- 0	0- 0	AWAY	0- 0	0- 3	0- 2				
0- 0	0- 0	0- 0	NEUTRAL	0- 0	0- 0	0- 0				

RPI 1-25				RPI 26-50				RPI 51-100				RPI 101+ Team's RPI: 296			
RPI	S	Opponent	Score	RPI	S	Opponent	Score	RPI	S	Opponent	Score	RPI	S	Opponent	Score
17	N	Maryland	35 89	36	H	FGCU	57 78	65	A	Georgia Tech	48 86	111	A	Jacksonville	49 84
								81	N	Maine	39 75	119	A	Ole Miss	63 92
												149	A	Clemson	28 41
												156	H	Stetson	66 49
												187	A	Furman	59 78
												218	H	East Carolina	56 66
												236	A	North Florida	72 77
												260	A	Presbyterian	60 51
												262	H	Lipscomb	62 64
												297	A	USC Upstate	61 65
												297	H	USC Upstate	64 70
												317	H	Georgia St.	71 61
												321	A	Ga. Southern	60 58
												344	H	NJIT	80 65

LAST 12 Division I GAMES:															
297	H	USC Upstate	64 70	236	A	North Florida	72 77								
344	H	NJIT	80 65	262	H	Lipscomb	62 64								
297	A	USC Upstate	61 65	321	A	Ga. Southern	60 58								
156	H	Stetson	66 49	218	H	East Carolina	56 66								
36	H	FGCU	57 78	317	H	Georgia St.	71 61								
111	A	Jacksonville	49 84	81	N	Maine	39 75								

Non-Div I Games: Middle Ga. St. 81 65

Kennesaw St.

Average RPI Win:	213	WON-LOST	WINNING	LAST 10	STRENGTH OF	OPP. STRENGTH	TEAM	ADJ.	CONF.	ADJ CONF.
Average RPI Loss:	88	RECORD	PCT. RANK	GAMES	SCHEDULE	OF SCHEDULE	RPI	RPI	RPI	RPI
DIV. I ONLY	11- 12	186	3- 7	145	94	137	137	7	7	
DIV. I NON-CONF.	7- 5	132	1- 0	173	94	112	112	8	8	

TOTALS	RPI 1-25	RPI 26-50	W-L RECORDS	RPI 51-100	RPI 101-999	RPI 201+				
11- 12	0- 1	0- 5	OVERALL	1- 1	10- 5	7- 1				
3- 4	0- 0	0- 1	HOME	0- 1	3- 2	2- 0				
6- 5	0- 0	0- 0	AWAY	1- 0	5- 1	4- 0				
2- 3	0- 1	0- 2	NEUTRAL	0- 0	2- 0	1- 0				
7- 5	0- 1	0- 3	NON-CONFERENCE	0- 1	7- 0	5- 0				
1- 1	0- 0	0- 0	HOME	0- 1	1- 0	1- 0				
4- 1	0- 0	0- 1	AWAY	0- 0	4- 0	3- 0				
2- 3	0- 1	0- 2	NEUTRAL	0- 0	2- 0	1- 0				
4- 7	0- 0	0- 2	CONFERENCE	1- 0	3- 5	2- 1				
2- 3	0- 0	0- 1	HOME	0- 0	2- 2	1- 0				
2- 4	0- 0	0- 1	AWAY	1- 0	1- 3	1- 1				
0- 0	0- 0	0- 0	NEUTRAL	0- 0	0- 0	0- 0				

RPI	S	Opponent	Score	RPI	S	Opponent	Score	RPI	S	Opponent	Score	RPI	S	Opponent	Score	Team's RPI: 137
12	N	Stanford	54 79	28	A	Central Mi ch.	84 88	61	A	Toledo	62 55	109	H	Western Mi ch.	61 66	
				34	A	Mi chi gan	41 54	93	H	Wright St.	60 72	134	A	Northern Ill.	79 81	
				36	N	FGCU	62 80					134	H	Northern Ill.	62 72	
				40	H	Ball St.	58 79					147	A	Robert Morris	46 31	
				42	N	Gonzaga	57 77					177	N	Memphis	70 55	
												182	A	Bowling Green	50 60	
												182	H	Bowling Green	81 57	
												208	A	Eastern Mi ch.	67 60	
												208	H	Eastern Mi ch.	76 69	
												216	A	Akron	60 75	
												225	A	Youngstown St.	55 44	
												237	A	Northern Ky.	59 54	
												285	N	Southeastern La.	81 60	
												308	H	Detroit Mercy	82 74	
												309	A	Eastern Ky.	65 57	

LAST 12 Division I GAMES:																
134	H	Northern Ill.	62 72	28	A	Central Mi ch.	84 88	109	H	Western Mi ch.	61 66	134	A	Northern Ill.	79 81	
182	H	Bowling Green	81 57	208	H	Eastern Mi ch.	76 69	134	A	Northern Ill.	79 81	134	A	Northern Ill.	62 72	
216	A	Akron	60 75	109	H	Western Mi ch.	61 66	134	A	Northern Ill.	79 81	134	A	Northern Ill.	62 72	
61	A	Toledo	62 55	134	A	Northern Ill.	79 81	134	A	Northern Ill.	79 81	134	A	Northern Ill.	62 72	
40	H	Ball St.	58 79	208	A	Eastern Mi ch.	67 60	134	A	Northern Ill.	79 81	134	A	Northern Ill.	62 72	
182	A	Bowling Green	50 60	147	A	Robert Morris	46 31	134	A	Northern Ill.	79 81	134	A	Northern Ill.	62 72	

Non-Div I Games:

Kent St.

Average RPI Loss: 40

DIV. I ONLY	12- 12	172	4- 6	48	62	106	106	2	2
DIV. I NON-CONF.	8- 6	143	0- 2	117	145	120	120	2	2
TOTALS	RPI 1-25	RPI 26-50	W-L RECORDS	RPI 51-100	RPI 101-999	RPI 201+			
12- 12	0- 7	0- 2	OVERALL	3- 1	9- 2	7- 0			
8- 6	0- 5	0- 1	HOME	1- 0	7- 0	6- 0			
4- 6	0- 2	0- 1	AWAY	2- 1	2- 2	1- 0			
0- 0	0- 0	0- 0	NEUTRAL	0- 0	0- 0	0- 0			
8- 6	0- 2	0- 2	NON-CONFERENCE	1- 1	7- 1	7- 0			
6- 2	0- 1	0- 1	HOME	0- 0	6- 0	6- 0			
2- 4	0- 1	0- 1	AWAY	1- 1	1- 1	1- 0			
0- 0	0- 0	0- 0	NEUTRAL	0- 0	0- 0	0- 0			
4- 6	0- 5	0- 0	CONFERENCE	2- 0	2- 1	0- 0			
2- 4	0- 4	0- 0	HOME	1- 0	1- 0	0- 0			
2- 2	0- 1	0- 0	AWAY	1- 0	1- 1	0- 0			
0- 0	0- 0	0- 0	NEUTRAL	0- 0	0- 0	0- 0			

RPI 1-25				RPI 26-50				RPI 51-100				RPI 101+ Team's RPI: 106			
RPI	S	Opponent	Score	RPI	S	Opponent	Score	RPI	S	Opponent	Score	RPI	S	Opponent	Score
4	H	Louisville	63 87	36	A	FGCU	64 70	54	A	Miami (FL)	54 65	105	H	Auburn	65 48
8	A	Baylor	63 90	37	H	California	52 62	83	A	Washington St.	73 68	123	A	Vanderbilt	55 70
9	H	Tennessee	49 63					87	A	Arkansas	76 65	129	A	Middle Tenn.	57 62
16	A	Texas A&M	70 74					100	H	Alabama	79 54	178	A	Florida	56 53
20	H	Georgia	42 56									215	H	Morehead St.	86 53
23	H	South Carolina	64 81									217	H	Gardner-Webb	72 34
25	H	LSU	70 72									226	A	Montana	71 54
												284	H	Sacramento St.	101 70
												328	H	Tennessee Tech	82 54
												330	H	Marshall	69 39
												348	H	Evansville	100 62
LAST 12 Division I GAMES:															
				25	H	LSU	70 72	178	A	Florida	56 53				
				105	H	Auburn	65 48	20	H	Georgia	42 56				
				87	A	Arkansas	76 65	16	A	Texas A&M	70 74				
				100	H	Alabama	79 54	9	H	Tennessee	49 63				
				23	H	South Carolina	64 81	129	A	Middle Tenn.	57 62				
				123	A	Vanderbilt	55 70	37	H	California	52 62				

Kentucky

Average RPI Win:	293	WON-LOST	WINNING	LAST 10	STRENGTH OF	OPP. STRENGTH	TEAM	ADJ.	CONF.	ADJ CONF.
Average RPI Loss:	175	RECORD	PCT. RANK	GAMES	SCHEDULE	OF SCHEDULE	RPI	RPI	RPI	RPI
DIV. I ONLY	9- 12	217	5- 5	306	319	264	264	29	29	
DIV. I NON-CONF.	4- 7	226	0- 2	272	290	264	264	29	29	

TOTALS	RPI 1-25	RPI 26-50	W-L RECORDS	RPI 51-100	RPI 101-999	RPI 201+				
9- 12	0- 0	0- 1	OVERALL	0- 2	9- 9	8- 5				
5- 5	0- 0	0- 1	HOME	0- 1	5- 3	4- 3				
4- 7	0- 0	0- 0	AWAY	0- 0	4- 0	4- 0				
0- 0	0- 0	0- 0	NEUTRAL	0- 0	0- 0	0- 0				
4- 7	0- 0	0- 1	NON-CONFERENCE	0- 2	4- 4	3- 2				
2- 3	0- 0	0- 1	HOME	0- 1	2- 1	1- 1				
2- 4	0- 0	0- 0	AWAY	0- 1	2- 3	2- 1				
0- 0	0- 0	0- 0	NEUTRAL	0- 0	0- 0	0- 0				
5- 5	0- 0	0- 0	CONFERENCE	0- 0	5- 5	5- 3				
3- 2	0- 0	0- 0	HOME	0- 0	3- 2	3- 2				
2- 3	0- 0	0- 0	AWAY	0- 0	2- 3	2- 1				
0- 0	0- 0	0- 0	NEUTRAL	0- 0	0- 0	0- 0				

RPI S Opponent	Score	RPI S Opponent	Score	RPI S Opponent	Score	RPI S Opponent	Score
		34 H Michigan	49 86	84 H Navy	47 79	116 A Yale	51 62
				97 A George Mason	70 73	130 A Saint Francis (PA)	71 101
						147 A Robert Morris	53 60
						157 H Lehigh	72 69
						180 A Army West Point	37 71
						243 A Lafayette	53 69
						250 H Manhattan	38 72
						258 H Fairleigh Dickinson	49 61
						275 A Mt. St. Mary's	61 59
						275 H Mt. St. Mary's	53 48
						281 H Sacred Heart	46 50
						283 A Bryant	56 75
						286 H St. Francis Brooklyn	61 59
						299 A Central Conn. St.	61 54
						325 H Wagner	74 69
						331 A UMBC	66 52
						342 H Saint Peter's	57 46
						344 A NJIT	67 49
LAST 12 Division I GAMES:							
275 A Mt. St. Mary's	61 59	325 H Wagner	74 69				
258 H Fairleigh Dickinson	49 61	130 A Saint Francis (PA)	71 101				
281 H Sacred Heart	46 50	147 A Robert Morris	53 60				
299 A Central Conn. St.	61 54	286 H St. Francis Brooklyn	61 59				
283 A Bryant	56 75	84 H Navy	47 79				
275 H Mt. St. Mary's	53 48	250 H Manhattan	38 72				

Non-Div I Games:

LIU Brooklyn

Average RPI	Win:	141	WON-LOST	WINNING	LAST 10	STRENGTH OF	OPP. STRENGTH	TEAM	ADJ.	CONF.	ADJ CONF.
Average RPI	Loss:	32	RECORD	PCT. RANK	GAMES	SCHEDULE	OF SCHEDULE	RPI	RPI	RPI	RPI
DIV. I ONLY		15- 6	62	7- 3	36	14	25	25	2	2	
DIV. I NON-CONF.		8- 3	65	2- 0	151	44	52	52	2	2	

TOTALS	RPI 1-25		RPI 26-50		W-L RECORDS		RPI 51-100		RPI 101-999		RPI 201+
15- 6	3- 3		0- 2		OVERALL		2- 1		10- 0		4- 0
8- 1	2- 1		0- 0		HOME		0- 0		6- 0		3- 0
6- 4	1- 1		0- 2		AWAY		1- 1		4- 0		1- 0
1- 1	0- 1		0- 0		NEUTRAL		1- 0		0- 0		0- 0
8- 3	0- 1		0- 2		NON-CONFERENCE		2- 0		6- 0		4- 0
4- 0	0- 0		0- 0		HOME		0- 0		4- 0		3- 0
3- 2	0- 0		0- 2		AWAY		1- 0		2- 0		1- 0
1- 1	0- 1		0- 0		NEUTRAL		1- 0		0- 0		0- 0
7- 3	3- 2		0- 0		CONFERENCE		0- 1		4- 0		0- 0
4- 1	2- 1		0- 0		HOME		0- 0		2- 0		0- 0
3- 2	1- 1		0- 0		AWAY		0- 1		2- 0		0- 0
0- 0	0- 0		0- 0		NEUTRAL		0- 0		0- 0		0- 0

RPI	S	Opponent	Score	RPI	S	Opponent	Score	RPI	S	Opponent	Score	RPI	S	Opponent	Score
3	H	Mississippi St.	70 83	27	A	South Fla.	55 61	89	N	Saint Louis	71 59	105	H	Auburn	59 56
9	H	Tennessee	70 59	32	A	Northern Colo.	50 58	98	A	Tulane	73 50	106	A	Kentucky	72 70
11	N	Texas	66 75					100	A	Alabama	51 65	123	H	Vanderbilt	85 65
15	A	Missouri	69 65									128	A	Little Rock	56 37
16	A	Texas A&M	59 69									150	H	Louisiana	60 45
20	H	Georgia	71 60									178	A	Florida	66 59
												220	A	Texas Tech	48 40
												256	H	Nicholls St.	65 50
												285	H	Southeastern La.	84 56
												329	H	Sam Houston St.	71 58

LAST 12 Division I GAMES:															
106	A	Kentucky	72 70	100	A	Alabama	51 65	3	H	Mississippi St.	70 83	15	A	Missouri	69 65
20	H	Georgia	71 60					123	H	Vanderbilt	85 65	329	H	Sam Houston St.	71 58
9	H	Tennessee	70 59					128	A	Little Rock	56 37				
16	A	Texas A&M	59 69												
105	H	Auburn	59 56												
178	A	Florida	66 59												

Non-Div I Games:

LSU

Average RPI Win:	217	WON-LOST	WINNING	LAST 10	STRENGTH OF	OPP. STRENGTH	TEAM	ADJ.	CONF.	ADJ CONF.
Average RPI Loss:	152	RECORD	PCT. RANK	GAMES	SCHEDULE	OF SCHEDULE	RPI	RPI	RPI	RPI
DIV. I ONLY	7- 16	276	2- 8	136	194	232	232	12	12	
DIV. I NON-CONF.	5- 8	220	0- 2	89	231	150	150	10	10	

TOTALS	RPI 1-25	RPI 26-50	W-L RECORDS	RPI 51-100	RPI 101-999	RPI 201+				
7- 16	0- 0	0- 2	OVERALL	1- 5	6- 9	4- 5				
3- 6	0- 0	0- 2	HOME	1- 1	2- 3	2- 1				
3- 10	0- 0	0- 0	AWAY	0- 4	3- 6	2- 4				
1- 0	0- 0	0- 0	NEUTRAL	0- 0	1- 0	0- 0				
5- 8	0- 0	0- 1	NON-CONFERENCE	1- 3	4- 4	2- 2				
1- 3	0- 0	0- 1	HOME	1- 0	0- 2	0- 1				
3- 5	0- 0	0- 0	AWAY	0- 3	3- 2	2- 1				
1- 0	0- 0	0- 0	NEUTRAL	0- 0	1- 0	0- 0				
2- 8	0- 0	0- 1	CONFERENCE	0- 2	2- 5	2- 3				
2- 3	0- 0	0- 1	HOME	0- 1	2- 1	2- 0				
0- 5	0- 0	0- 0	AWAY	0- 1	0- 4	0- 3				
0- 0	0- 0	0- 0	NEUTRAL	0- 0	0- 0	0- 0				

RPI 1-25				RPI 26-50				RPI 51-100				RPI 101+				Team's RPI: 232	
RPI	S	Opponent	Score	RPI	S	Opponent	Score	RPI	S	Opponent	Score	RPI	S	Opponent	Score		
				26	H	Villanova	49 76	51	A	Duquesne	50 78	112	A	George Washington	45 60		
				44	H	Dayton	47 76	56	A	Drexel	54 79	157	A	Lehigh	69 61		
								67	A	American	48 66	160	N	New Hampshire	59 51		
								74	A	Harvard	61 70	174	H	Temple	52 69		
								90	H	Penn	66 59	181	H	Saint Joseph's	64 75		
								97	H	George Mason	56 69	186	A	Wisconsin	60 71		
												209	A	Richmond	51 77		
												239	H	St. Bonaventure	66 63		
												243	A	Lafayette	74 47		
												251	A	North Texas	44 70		
												276	H	Rider	55 76		
												289	A	Massachusetts	66 69		
												300	H	VCU	62 57		
												327	A	Delaware St.	71 48		
												332	A	Rhode Island	63 72		
LAST 12 Division I GAMES:																	
				289	A	Massachusetts	66 69	239	H	St. Bonaventure	66 63						
				112	A	George Washington	45 60	74	A	Harvard	61 70						
				181	H	Saint Joseph's	64 75	209	A	Richmond	51 77						
				300	H	VCU	62 57	97	H	George Mason	56 69						
				332	A	Rhode Island	63 72	44	H	Dayton	47 76						
				51	A	Duquesne	50 78	26	H	Villanova	49 76						

Non-Div I Games:

La Salle

Average RPI Win:	300	WON-LOST	WINNING	LAST 10	STRENGTH OF	OPP. STRENGTH	TEAM	ADJ.	CONF.	ADJ CONF.
Average RPI Loss:	181	RECORD	PCT. RANK	GAMES	SCHEDULE	OF SCHEDULE	RPI	RPI	RPI	RPI
DIV. I ONLY	2- 17	331	1- 9	188	313	334	334	23	23	
DIV. I NON-CONF.	1- 8	313	1- 1	263	333	340	340	23	23	

TOTALS	RPI 1-25	RPI 26-50	W-L RECORDS	RPI 51-100	RPI 101-999	RPI 201+				
2- 17	0- 0	0- 0	OVERALL	0- 1	2- 16	2- 6				
2- 6	0- 0	0- 0	HOME	0- 0	2- 6	2- 3				
0- 11	0- 0	0- 0	AWAY	0- 1	0- 2	0- 0				
0- 0	0- 0	0- 0	NEUTRAL	0- 0	0- 0	0- 0				
1- 8	0- 0	0- 0	NON-CONFERENCE	0- 1	1- 7	1- 4				
1- 2	0- 0	0- 0	HOME	0- 0	1- 2	1- 2				
0- 6	0- 0	0- 0	AWAY	0- 1	0- 5	0- 2				
0- 0	0- 0	0- 0	NEUTRAL	0- 0	0- 0	0- 0				
1- 9	0- 0	0- 0	CONFERENCE	0- 0	1- 9	1- 2				
1- 4	0- 0	0- 0	HOME	0- 0	1- 4	1- 1				
0- 5	0- 0	0- 0	AWAY	0- 0	0- 5	0- 1				
0- 0	0- 0	0- 0	NEUTRAL	0- 0	0- 0	0- 0				

RPI 1-25				RPI 26-50				RPI 51-100				RPI 101+				Team's RPI: 334	
RPI	S	Opponent	Score	RPI	S	Opponent	Score	RPI	S	Opponent	Score	RPI	S	Opponent	Score		
								55	A	Oklahoma St.	58	112	101	H	South Ala.	60	67
													105	A	Auburn	41	67
													107	A	Rice	47	63
													128	A	Little Rock	37	57
													142	A	Texas St.	52	86
													150	A	Louisiana	55	63
													150	H	Louisiana	48	76
													192	H	Troy	79	86
													193	A	Louisiana Tech	49	71
													198	A	UT Arlington	61	70
													211	A	Arkansas St.	62	76
													224	H	New Orleans	51	89
													247	A	Grambling	52	61
													271	H	Appalachian St.	67	71
													277	A	McNeese	61	65
													279	H	Coastal Caro.	62	56
													320	H	Houston Baptist	77	73
													323	H	Northwestern St.	48	70
LAST 12 Division I GAMES:																	
150	H	Louisiana	48	76	271	H	Appalachian St.	67	71								
101	H	South Ala.	60	67	279	H	Coastal Caro.	62	56								
192	H	Troy	79	86	128	A	Little Rock	37	57								
198	A	UT Arlington	61	70	211	A	Arkansas St.	62	76								
142	A	Texas St.	52	86	55	A	Oklahoma St.	58	112								
150	A	Louisiana	55	63	320	H	Houston Baptist	77	73								

Non-Div I Games: Millsaps 73 41 Centenary (LA) 90 53

La. -Monroe

Average RPI Win:	260	WON-LOST	WINNING	LAST 10	STRENGTH OF	OPP. STRENGTH	TEAM	ADJ.	CONF.	ADJ CONF.
Average RPI Loss:	147	RECORD	PCT. RANK	GAMES	SCHEDULE	OF SCHEDULE	RPI	RPI	RPI	RPI
DIV. I ONLY	8- 13	238	4- 6	177	282	243	243	15	15	
DIV. I NON-CONF.	4- 6	214	1- 0	242	328	255	255	18	18	
<hr/>										
TOTALS	RPI 1-25	RPI 26-50	W-L RECORDS	RPI 51-100	RPI 101-999	RPI 201+				
8- 13	0- 0	0- 1	OVERALL	0- 4	8- 8	8- 3				
5- 6	0- 0	0- 1	HOME	0- 1	5- 4	5- 2				
3- 7	0- 0	0- 0	AWAY	0- 3	3- 4	3- 1				
0- 0	0- 0	0- 0	NEUTRAL	0- 0	0- 0	0- 0				
4- 6	0- 0	0- 1	NON-CONFERENCE	0- 2	4- 3	4- 2				
3- 2	0- 0	0- 1	HOME	0- 0	3- 1	3- 1				
1- 4	0- 0	0- 0	AWAY	0- 2	1- 2	1- 1				
0- 0	0- 0	0- 0	NEUTRAL	0- 0	0- 0	0- 0				
4- 7	0- 0	0- 0	CONFERENCE	0- 2	4- 5	4- 1				
2- 4	0- 0	0- 0	HOME	0- 1	2- 3	2- 1				
2- 3	0- 0	0- 0	AWAY	0- 1	2- 2	2- 0				
0- 0	0- 0	0- 0	NEUTRAL	0- 0	0- 0	0- 0				

RPI	S	Opponent	Score	RPI	S	Opponent	Score	RPI	S	Opponent	Score	RPI	S	Opponent	Score	Team's RPI: 243
48	H	Princeton	45 53	56	A	Drexel	37 52	135	A	Bucknell I	53 83	135	H	Bucknell I	57 80	
				67	H	American	67 74	147	A	Robert Morris	42 63	157	A	Lehigh	45 70	
				84	A	Navy	59 65	180	H	Army West Point	60 65	203	A	Boston U.	47 45	
				90	A	Penn	42 55	227	H	Loyola Maryland	65 54	232	H	La Salle	47 74	
								240	A	Holy Cross	69 65	240	H	Holy Cross	56 69	
								264	H	LIU Brooklyn	69 53	272	A	Cornell I	59 58	
								274	H	Colgate	63 48	276	H	Rider	60 45	
								325	H	Wagner	70 52	342	A	Saint Peter's	61 64	
<hr/>																
LAST 12 Division I GAMES:																
135	H	Bucknell I	57 80	180	H	Army West Point	60 65	135	A	Bucknell I	53 83					
240	H	Holy Cross	56 69	274	H	Colgate	63 48	240	A	Holy Cross	69 65					
203	A	Boston U.	47 45	157	A	Lehigh	45 70									
67	H	American	67 74													
84	A	Navy	59 65													
227	H	Loyola Maryland	65 54	325	H	Wagner	70 52									

Non-Div I Games:

Lafayette

Average RPI	Win:	246	WON-LOST	WINNING	LAST 10	STRENGTH OF	OPP. STRENGTH	TEAM	ADJ.	CONF.	ADJ CONF.
Average RPI	Loss:	92	RECORD	PCT. RANK	GAMES	SCHEDULE	OF SCHEDULE	RPI	RPI	RPI	RPI
DIV. I ONLY		11- 6		95	9- 1	198	216	103	103	25	25
DIV. I NON-CONF.		1- 5		300	0- 1	21	15	157	157	25	25

TOTALS	RPI 1-25		RPI 26-50		W-L RECORDS	RPI 51-100		RPI 101-999		RPI 201+	
11- 6	0- 1		0- 1		OVERALL	0- 1		11- 3		9- 0	
6- 0	0- 0		0- 0		HOME	0- 0		6- 0		5- 0	
4- 5	0- 1		0- 1		AWAY	0- 1		4- 2		4- 0	
1- 1	0- 0		0- 0		NEUTRAL	0- 0		1- 1		0- 0	
1- 5	0- 1		0- 1		NON-CONFERENCE	0- 1		1- 2		0- 0	
0- 0	0- 0		0- 0		HOME	0- 0		0- 0		0- 0	
0- 4	0- 1		0- 1		AWAY	0- 1		0- 1		0- 0	
1- 1	0- 0		0- 0		NEUTRAL	0- 0		1- 1		0- 0	
10- 1	0- 0		0- 0		CONFERENCE	0- 0		10- 1		9- 0	
6- 0	0- 0		0- 0		HOME	0- 0		6- 0		5- 0	
4- 1	0- 0		0- 0		AWAY	0- 0		4- 1		4- 0	
0- 0	0- 0		0- 0		NEUTRAL	0- 0		0- 0		0- 0	

RPI 1-25				RPI 26-50				RPI 51-100				RPI 101+ Team's RPI: 103			
RPI	S	Opponent	Score	RPI	S	Opponent	Score	RPI	S	Opponent	Score	RPI	S	Opponent	Score
8	A	Baylor	62 121	35	A	Purdue	64 79	78	A	New Mexico	58 90	120	A	Central Ark.	39 51
												125	H	SFA	79 65
												134	N	Northern Ill.	90 80
												151	A	Pacific	75 80
												158	N	North Dakota	70 73
												202	H	Abilene Christian	77 71
												224	H	New Orleans	100 77
												254	A	A&M-Corpus Christi	70 31
												256	A	Nicholls St.	76 61
												277	H	McNeese	83 58
												285	A	Southeastern La.	75 58
												302	H	Incarate Word	77 54
												320	A	Houston Baptist	79 51
												329	H	Sam Houston St.	91 44
LAST 12 Division I GAMES:															
				125	H	SFA	79 65	285	A	Southeastern La.	75 58				
				202	H	Abilene Christian	77 71	120	A	Central Ark.	39 51				
				277	H	McNeese	83 58	224	H	New Orleans	100 77				
				256	A	Nicholls St.	76 61	254	A	A&M-Corpus Christi	70 31				
				329	H	Sam Houston St.	91 44	320	A	Houston Baptist	79 51				
				302	H	Incarate Word	77 54	78	A	New Mexico	58 90				

Non-Div I Games: Howard Payne 101 37 Schreiner 116 37 Louisiana Col. 93 62 S' western Assemblies 92 49 Lamar University

Average RPI Win: 230
Average RPI Loss: 164

WON-LOST
RECORD

WINNING
PCT. RANK

LAST 10
GAMES

STRENGTH OF
SCHEDULE

OPP. STRENGTH
OF SCHEDULE

TEAM
RPI

ADJ.
RPI

CONF.
RPI

ADJ CONF.
RPI

DIV. I ONLY	12- 9	133	6- 4	240	239	157	157	15	15
DIV. I NON-CONF.	5- 5	170	0- 1	322	304	254	254	18	18
TOTALS	RPI 1-25	RPI 26-50	W-L RECORDS	RPI 51-100	RPI 101-999	RPI 201+			
12- 9	0- 0	0- 1	OVERALL	1- 3	11- 5	9- 5			
8- 1	0- 0	0- 0	HOME	1- 0	7- 1	5- 1			
4- 7	0- 0	0- 0	AWAY	0- 3	4- 4	4- 4			
0- 1	0- 0	0- 1	NEUTRAL	0- 0	0- 0	0- 0			
5- 5	0- 0	0- 1	NON-CONFERENCE	0- 1	5- 3	5- 3			
3- 1	0- 0	0- 0	HOME	0- 0	3- 1	3- 1			
2- 3	0- 0	0- 0	AWAY	0- 1	2- 2	2- 2			
0- 1	0- 0	0- 1	NEUTRAL	0- 0	0- 0	0- 0			
7- 4	0- 0	0- 0	CONFERENCE	1- 2	6- 2	4- 2			
5- 0	0- 0	0- 0	HOME	1- 0	4- 0	2- 0			
2- 4	0- 0	0- 0	AWAY	0- 2	2- 2	2- 2			
0- 0	0- 0	0- 0	NEUTRAL	0- 0	0- 0	0- 0			

RPI S Opponent	Score	RPI S Opponent	Score	RPI S Opponent	Score	RPI S Opponent	Score	Team's RPI: 157
26 N Villanova	42 62	53 A Minnesota	73 107	135 H Bucknell I	66 62	203 A Boston U.	65 56	
		67 A American	64 82	180 H Army West Point	59 55	203 H Boston U.	74 58	
		84 A Navy	50 53	227 A Loyola Maryland	64 67	232 H La Salle	61 69	
		84 H Navy	66 63	232 H La Salle	61 69	240 A Holy Cross	49 54	
				243 H Lafayette	70 45	243 H Lafayette	70 45	
				253 H Fairfield	56 53	253 H Fairfield	56 53	
				264 A LIU Brooklyn	69 72	264 A LIU Brooklyn	69 72	
				272 A Cornell	62 57	272 A Cornell	62 57	
				274 A Colgate	59 51	274 A Colgate	59 51	
				275 H Mt. St. Mary's	75 71	275 H Mt. St. Mary's	75 71	
				281 A Sacred Heart	55 65	281 A Sacred Heart	55 65	
				293 A Monmouth	75 57	293 A Monmouth	75 57	
				344 H NJIT	64 50	344 H NJIT	64 50	
LAST 12 Division I GAMES:								
203 A Boston U.	65 56	135 H Bucknell I	66 62	203 H Boston U.	74 58	240 A Holy Cross	49 54	
84 A Navy	50 53	203 H Boston U.	74 58	240 A Holy Cross	49 54	84 H Navy	66 63	
227 A Loyola Maryland	64 67	240 A Holy Cross	49 54	84 H Navy	66 63	243 H Lafayette	70 45	
180 H Army West Point	59 55	84 H Navy	66 63	243 H Lafayette	70 45	264 A LIU Brooklyn	69 72	
274 A Colgate	59 51	243 H Lafayette	70 45	264 A LIU Brooklyn	69 72			
67 A American	64 82	264 A LIU Brooklyn	69 72					

Non-Div I Games: Mansfield 77 47

Lehigh

Average RPI Win:	258	WON-LOST	WINNING	LAST 10	STRENGTH OF	OPP. STRENGTH	TEAM	ADJ.	CONF.	ADJ CONF.
Average RPI Loss:	104	RECORD	PCT. RANK	GAMES	SCHEDULE	OF SCHEDULE	RPI	RPI	RPI	RPI
DIV. I ONLY	12- 8	119	1- 1	158	276	108	108	28	28	
DIV. I NON-CONF.	3- 7	254	0- 1	51	146	146	146	28	28	

TOTALS	RPI 1-25	RPI 26-50	W-L RECORDS	RPI 51-100	RPI 101-999	RPI 201+				
12- 8	0- 1	0- 3	OVERALL	0- 2	12- 2	9- 2				
6- 0	0- 0	0- 0	HOME	0- 0	6- 0	5- 0				
5- 6	0- 1	0- 1	AWAY	0- 2	5- 2	4- 2				
1- 2	0- 0	0- 2	NEUTRAL	0- 0	1- 0	0- 0				
3- 7	0- 1	0- 3	NON-CONFERENCE	0- 2	3- 1	2- 1				
1- 0	0- 0	0- 0	HOME	0- 0	1- 0	1- 0				
1- 5	0- 1	0- 1	AWAY	0- 2	1- 1	1- 1				
1- 2	0- 0	0- 2	NEUTRAL	0- 0	1- 0	0- 0				
9- 1	0- 0	0- 0	CONFERENCE	0- 0	9- 1	7- 1				
5- 0	0- 0	0- 0	HOME	0- 0	5- 0	4- 0				
4- 1	0- 0	0- 0	AWAY	0- 0	4- 1	3- 1				
0- 0	0- 0	0- 0	NEUTRAL	0- 0	0- 0	0- 0				

RPI 1-25				RPI 26-50				RPI 51-100				RPI 101+				Team's RPI: 108
RPI	S	Opponent	Score	RPI	S	Opponent	Score	RPI	S	Opponent	Score	RPI	S	Opponent	Score	
19	A	Duke	51 68	32	N	Northern Colo.	57 65	82	A	James Madi son	47 58	148	A	High Point	65 42	
				34	A	Michigan	50 74	86	A	Drake	68 96	172	H	Radford	61 56	
				43	N	Houston	68 75					195	N	Denver	82 69	
												217	A	Gardner-Webb	85 60	
												241	H	Campbell	60 42	
												244	A	UNC Asheville	41 48	
												260	A	Presbyterian	76 64	
												260	H	Presbyterian	63 55	
												288	H	Valparaiso	61 40	
												289	A	Massachusetts	61 64	
												312	A	Old Dominion	63 55	
												316	H	Charleston So.	63 53	
												339	H	Winthrop	63 37	
												349	A	Longwood	63 51	

LAST 12 Division I GAMES:																
				86	A	Drake	68 96	244	A	UNC Asheville	41 48					
				260	H	Presbyterian	63 55	217	A	Gardner-Webb	85 60					
				148	A	High Point	65 42	339	H	Winthrop	63 37					
				172	H	Radford	61 56	316	H	Charleston So.	63 53					
				349	A	Longwood	63 51	260	A	Presbyterian	76 64					
				241	H	Campbell	60 42	19	A	Duke	51 68					

Non-Div I Games: Shippensburg 105 43 Limestone 68 38

Liberty

Average RPI Win:	309	WON-LOST	WINNING	LAST 10	STRENGTH OF	OPP. STRENGTH	TEAM	ADJ.	CONF.	ADJ CONF.
Average RPI Loss:	142	RECORD	PCT. RANK	GAMES	SCHEDULE	OF SCHEDULE	RPI	RPI	RPI	RPI
DIV. I ONLY	9- 14	233	6- 4	292	253	262	262	22	22	
DIV. I NON-CONF.	4- 11	279	2- 2	257	282	282	282	21	21	

TOTALS	RPI 1-25	RPI 26-50	W-L RECORDS	RPI 51-100	RPI 101-999	RPI 201+				
9- 14	0- 0	0- 2	OVERALL	0- 4	9- 8	9- 4				
4- 6	0- 0	0- 1	HOME	0- 2	4- 3	4- 2				
5- 8	0- 0	0- 1	AWAY	0- 2	5- 5	5- 2				
0- 0	0- 0	0- 0	NEUTRAL	0- 0	0- 0	0- 0				
4- 11	0- 0	0- 1	NON-CONFERENCE	0- 4	4- 6	4- 4				
2- 4	0- 0	0- 0	HOME	0- 2	2- 2	2- 2				
2- 7	0- 0	0- 1	AWAY	0- 2	2- 4	2- 2				
0- 0	0- 0	0- 0	NEUTRAL	0- 0	0- 0	0- 0				
5- 3	0- 0	0- 1	CONFERENCE	0- 0	5- 2	5- 0				
2- 2	0- 0	0- 1	HOME	0- 0	2- 1	2- 0				
3- 1	0- 0	0- 0	AWAY	0- 0	3- 1	3- 0				
0- 0	0- 0	0- 0	NEUTRAL	0- 0	0- 0	0- 0				

RPI 1-25				RPI 26-50				RPI 51-100				RPI 101+ Team's RPI: 262			
RPI	S	Opponent	Score	RPI	S	Opponent	Score	RPI	S	Opponent	Score	RPI	S	Opponent	Score
36	H	FGCU	54 68	68	H	Belmont	59 91	111	A	Jacksonville	48 70				
40	A	Bal I St.	46 84	89	A	Sai nt Loui s	57 101	123	A	Vanderbilt	82 92				
				96	A	Butler	58 70	129	A	Middle Tenn.	48 72				
				100	H	Al abama	51 73	156	H	Stetson	55 59				
								215	H	Morehead St.	55 75				
								230	H	Austin Peay	63 71				
								236	A	North Florida	73 69				
								261	A	Col. of Charleston	69 85				
								296	A	Kennesaw St.	64 62				
								297	H	USC Upstate	97 78				
								307	H	Murray St.	65 64				
								313	H	Al abama A&M	66 50				
								316	A	Charleston So.	58 54				
								328	A	Tennessee Tech	61 57				
								336	A	Tennessee St.	64 71				
								344	A	NJIT	74 58				
								344	H	NJIT	66 58				
LAST 12 Division I GAMES:															
344	H	NJIT	66 58	111	A	Jacksonville	48 70								
297	H	USC Upstate	97 78	296	A	Kennesaw St.	64 62								
344	A	NJIT	74 58	313	H	Al abama A&M	66 50								
36	H	FGCU	54 68	123	A	Vanderbilt	82 92								
156	H	Stetson	55 59	328	A	Tennessee Tech	61 57								
236	A	North Florida	73 69	89	A	Sai nt Loui s	57 101								

Non-Div I Games:

Lipscomb

Average RPI Win:	228	WON-LOST	WINNING	LAST 10	STRENGTH OF	OPP. STRENGTH	TEAM	ADJ.	CONF.	ADJ CONF.
Average RPI Loss:	86	RECORD	PCT. RANK	GAMES	SCHEDULE	OF SCHEDULE	RPI	RPI	RPI	RPI
DIV. I ONLY	14- 8	96	10- 0	201	103	128	128	23	23	
DIV. I NON-CONF.	3- 8	268	0- 1	33	3	181	181	23	23	

TOTALS	RPI 1-25	RPI 26-50	W-L RECORDS	RPI 51-100	RPI 101-999	RPI 201+				
14- 8	0- 3	1- 0	OVERALL	0- 2	13- 3	8- 0				
10- 3	0- 1	1- 0	HOME	0- 0	9- 2	4- 0				
4- 5	0- 2	0- 0	AWAY	0- 2	4- 1	4- 0				
0- 0	0- 0	0- 0	NEUTRAL	0- 0	0- 0	0- 0				
3- 8	0- 3	1- 0	NON-CONFERENCE	0- 2	2- 3	0- 0				
3- 3	0- 1	1- 0	HOME	0- 0	2- 2	0- 0				
0- 5	0- 2	0- 0	AWAY	0- 2	0- 1	0- 0				
0- 0	0- 0	0- 0	NEUTRAL	0- 0	0- 0	0- 0				
11- 0	0- 0	0- 0	CONFERENCE	0- 0	11- 0	8- 0				
7- 0	0- 0	0- 0	HOME	0- 0	7- 0	4- 0				
4- 0	0- 0	0- 0	AWAY	0- 0	4- 0	4- 0				
0- 0	0- 0	0- 0	NEUTRAL	0- 0	0- 0	0- 0				

RPI 1-25				RPI 26-50				RPI 51-100				RPI 101+ Team's RPI: 128			
RPI	S	Opponent	Score	RPI	S	Opponent	Score	RPI	S	Opponent	Score	RPI	S	Opponent	Score
3	A	Mississippi St.	48 86	30	H	Oklahoma	68 56	88	A	Kansas St.	51 66	107	A	Rice	51 58
16	A	Texas A&M	49 66					89	A	Saint Louis	45 48	117	H	Missouri St.	63 51
25	H	LSU	37 56									142	H	Texas St.	63 48
												150	H	Louisiana	78 43
												170	H	Tulsa	61 74
												177	H	Memphis	86 57
												193	H	Louisiana Tech	49 58
												198	H	UT Arlington	59 57
												211	H	Arkansas St.	53 43
												271	A	Appalachian St.	52 40
												279	A	Coastal Caro.	51 49
												317	A	Georgia St.	65 50
												317	H	Georgia St.	54 47
												321	A	Ga. Southern	64 34
												321	H	Ga. Southern	92 52
												334	H	La. -Monroe	57 37
LAST 12 Division I GAMES:															
317	H	Georgia St.	54 47	198	H	UT Arlington	59 57								
321	H	Ga. Southern	92 52	321	A	Ga. Southern	64 34								
279	A	Coastal Caro.	51 49	317	A	Georgia St.	65 50								
271	A	Appalachian St.	52 40	334	H	La. -Monroe	57 37								
211	H	Arkansas St.	53 43	150	H	Louisiana	78 43								
142	H	Texas St.	63 48	25	H	LSU	37 56								

Non-Div I Games:

Little Rock

Average RPI Win: 281		WON-LOST RECORD		WINNING PCT. RANK		LAST 10 GAMES		STRENGTH OF SCHEDULE		OPP. STRENGTH OF SCHEDULE		TEAM RPI		ADJ. RPI		CONF. RPI		ADJ. CONF. RPI	
Average RPI Loss: 203																			
DIV. I ONLY		2- 20		339		0- 10		268		288		335		335		21		21	
DIV. I NON-CONF.		2- 12		306		0- 4		254		329		323		323		20		20	
TOTALS		RPI 1-25		RPI 26-50		W-L RECORDS		RPI 51-100		RPI 101-999		RPI 201+							
2- 20		0- 1		0- 1		OVERALL		0- 1		2- 17		2- 12							
0- 10		0- 1		0- 0		HOME		0- 1		0- 8		0- 4							
2- 8		0- 0		0- 0		AWAY		0- 0		2- 0		2- 0							
0- 2		0- 0		0- 0		NEUTRAL		0- 0		0- 2		0- 2							
2- 12		0- 1		0- 1		NON-CONFERENCE		0- 0		2- 10		2- 9							
0- 6		0- 1		0- 0		HOME		0- 0		0- 5		0- 4							
2- 4		0- 0		0- 1		AWAY		0- 0		2- 3		2- 3							
0- 2		0- 0		0- 0		NEUTRAL		0- 0		0- 2		0- 2							
0- 8		0- 0		0- 0		CONFERENCE		0- 1		0- 7		0- 3							
0- 4		0- 0		0- 0		HOME		0- 1		0- 3		0- 0							
0- 4		0- 0		0- 0		AWAY		0- 0		0- 4		0- 3							
0- 0		0- 0		0- 0		NEUTRAL		0- 0		0- 0		0- 0							

RPI 1-25				RPI 26-50				RPI 51-100				RPI 101+				Team's RPI: 335	
RPI	S	Opponent	Score	RPI	S	Opponent	Score	RPI	S	Opponent	Score	RPI	S	Opponent	Score		
9	H	Tennessee	61 90	49	A	Southern California	60 75	70	H	UC Davis	71 83	159	H	Loyola Marymount	69 84		
												161	H	Cal Poly	64 75		
												175	H	UC Irvine	81 100		
												201	A	UC Santa Barbara	44 51		
												201	H	UC Santa Barbara	74 90		
												205	N	Oral Roberts	58 64		
												213	A	San Diego	40 74		
												219	H	Montana St.	51 62		
												226	A	Montana	60 67		
												234	H	New Mexico St.	63 72		
												235	H	Pepperdine	71 83		
												242	A	UC Riverside	53 77		
												252	A	Hawaii	66 74		
												267	H	Illinois St.	51 59		
												280	A	Grand Canyon	65 63		
												282	A	Arizona	80 72		
												298	A	Cal St. Fullerton	61 67		
												300	N	VCU	59 69		
												344	A	NJIT	57 73		
LAST 12 Division I GAMES:																	
175	H	UC Irvine	81 100	242	A	UC Riverside	53 77										
70	H	UC Davis	71 83	201	A	UC Santa Barbara	44 51										
161	H	Cal Poly	64 75	300	N	VCU	59 69										
201	H	UC Santa Barbara	74 90	344	A	NJIT	57 73										
252	A	Hawaii	66 74	234	H	New Mexico St.	63 72										
298	A	Cal St. Fullerton	61 67	267	H	Illinois St.	51 59										

Non-Div I Games:

Long Beach St.

Loss, Non-Conf, S Site, H Home A Away N Neutral

Average RPI Win:	304	WON-LOST	WINNING	LAST 10	STRENGTH OF	OPP. STRENGTH	TEAM	ADJ.	CONF.	ADJ CONF.
Average RPI Loss:	249	RECORD	PCT. RANK	GAMES	SCHEDULE	OF SCHEDULE	RPI	RPI	RPI	RPI
DIV. I ONLY	2- 18	333	1- 9	338	349	349	349	28	28	
DIV. I NON-CONF.	1- 9	318	0- 2	339	348	349	349	28	28	

TOTALS	RPI 1-25	RPI 26-50	W-L RECORDS	RPI 51-100	RPI 101-999	RPI 201+				
2- 18	0- 0	0- 0	OVERALL	0- 1	2- 17	2- 14				
2- 7	0- 0	0- 0	HOME	0- 0	2- 7	2- 5				
0- 11	0- 0	0- 0	AWAY	0- 0	0- 0	0- 0				
0- 0	0- 0	0- 0	NEUTRAL	0- 0	0- 0	0- 0				
1- 9	0- 0	0- 0	NON-CONFERENCE	0- 1	1- 8	1- 8				
1- 3	0- 0	0- 0	HOME	0- 0	1- 3	1- 3				
0- 6	0- 0	0- 0	AWAY	0- 1	0- 5	0- 5				
0- 0	0- 0	0- 0	NEUTRAL	0- 0	0- 0	0- 0				
1- 9	0- 0	0- 0	CONFERENCE	0- 0	1- 9	1- 6				
1- 4	0- 0	0- 0	HOME	0- 0	1- 4	1- 2				
0- 5	0- 0	0- 0	AWAY	0- 0	0- 5	0- 4				
0- 0	0- 0	0- 0	NEUTRAL	0- 0	0- 0	0- 0				

RPI 1-25				RPI 26-50				RPI 51-100				RPI 101+				Team's RPI: 349
RPI	S	Opponent	Score	RPI	S	Opponent	Score	RPI	S	Opponent	Score	RPI	S	Opponent	Score	
								97	A	George Mason	41	60				
												108	H	Liberty	51	63
												148	A	High Point	41	62
												172	H	Radford	33	52
												208	A	Eastern Mich.	44	73
												217	H	Gardner-Webb	54	61
												223	H	Norfolk St.	45	64
												241	A	Campbell	48	58
												244	A	UNC Asheville	52	82
												258	H	Fairleigh Dickinson	52	72
												260	H	Presbyterian	66	56
												288	H	Valparaiso	68	81
												316	A	Charleston So.	57	73
												316	H	Charleston So.	61	78
												325	A	Wagner	43	60
												327	A	Delaware St.	56	60
												330	A	Marshall	45	90
												333	A	N.C. Central	75	87
												339	A	Winthrop	60	69
												347	H	UMass Lowell	84	82
LAST 12 Division I GAMES:																
316	H	Charleston So.	61	78	244	A	UNC Asheville	52	82							
339	A	Winthrop	60	69	217	H	Gardner-Webb	54	61							
241	A	Campbell	48	58	260	H	Presbyterian	66	56							
108	H	Liberty	51	63	316	A	Charleston So.	57	73							
148	A	High Point	41	62	223	H	Norfolk St.	45	64							
172	H	Radford	33	52	97	A	George Mason	41	60							

Non-Div I Games: Milligan 66 56

Longwood

Loss,
Non-Conf, S Site,
H Home
A Away
N Neutral

Average RPI Win:	260	WON-LOST	WINNING	LAST 10	STRENGTH OF	OPP. STRENGTH	TEAM	ADJ.	CONF.	ADJ CONF.
Average RPI Loss:	95	RECORD	PCT. RANK	GAMES	SCHEDULE	OF SCHEDULE	RPI	RPI	RPI	RPI
DIV. I ONLY	11- 10	160	6- 4	150	195	150	150	23	23	
DIV. I NON-CONF.	5- 6	187	1- 1	86	95	137	137	23	23	

TOTALS	RPI 1-25	RPI 26-50	W-L RECORDS	RPI 51-100	RPI 101-999	RPI 201+				
11- 10	0- 3	0- 0	OVERALL	0- 1	11- 6	10- 0				
6- 3	0- 0	0- 0	HOME	0- 0	6- 3	6- 0				
4- 5	0- 1	0- 0	AWAY	0- 1	4- 1	3- 0				
1- 2	0- 1	0- 0	NEUTRAL	0- 0	1- 1	1- 0				
5- 6	0- 3	0- 0	NON-CONFERENCE	0- 1	5- 2	5- 0				
3- 1	0- 0	0- 0	HOME	0- 0	3- 1	3- 0				
1- 3	0- 2	0- 0	AWAY	0- 1	1- 0	1- 0				
1- 2	0- 1	0- 0	NEUTRAL	0- 0	1- 1	1- 0				
6- 4	0- 0	0- 0	CONFERENCE	0- 0	6- 4	5- 0				
3- 2	0- 0	0- 0	HOME	0- 0	3- 2	3- 0				
3- 2	0- 0	0- 0	AWAY	0- 0	3- 2	2- 0				
0- 0	0- 0	0- 0	NEUTRAL	0- 0	0- 0	0- 0				

RPI 1-25				RPI 26-50				RPI 51-100				RPI 101+				Team's RPI: 150
RPI	S	Opponent	Score	RPI	S	Opponent	Score	RPI	S	Opponent	Score	RPI	S	Opponent	Score	
3	N	Mississippi St.	37 94					61	A	Toledo	55 79	101	H	South Ala.	57 72	
16	A	Texas A&M	62 83									105	H	Auburn	60 70	
25	A	LSU	45 60									124	N	Cleveland St.	45 54	
												128	A	Little Rock	43 78	
												142	A	Texas St.	65 58	
												192	H	Troy	55 62	
												198	A	UT Arlington	61 63	
												211	A	Arkansas St.	77 75	
												224	H	New Orleans	66 57	
												229	N	Niagara	68 52	
												271	H	Appalachian St.	61 45	
												277	H	McNeese	98 86	
												278	H	Alcorn	67 47	
												279	H	Coastal Caro.	59 55	
												285	A	Southeastern La.	68 56	
												334	A	La.-Monroe	76 48	
												334	H	La.-Monroe	63 55	

LAST 12 Division I GAMES:																
334	A	La.-Monroe	76 48	279	H	Coastal Caro.	59 55									
192	H	Troy	55 62	271	H	Appalachian St.	61 45									
101	H	South Ala.	57 72	211	A	Arkansas St.	77 75									
142	A	Texas St.	65 58	128	A	Little Rock	43 78									
198	A	UT Arlington	61 63	278	H	Alcorn	67 47									
334	H	La.-Monroe	63 55	25	A	LSU	45 60									

Non-Div I Games: Dillard

53 60

Louisiana

Average RPI Win:	244	WON-LOST	WINNING	LAST 10	STRENGTH OF	OPP. STRENGTH	TEAM	ADJ.	CONF.	ADJ CONF.
Average RPI Loss:	139	RECORD	PCT. RANK	GAMES	SCHEDULE	OF SCHEDULE	RPI	RPI	RPI	RPI

DIV. I ONLY	13- 9	123	5- 5	274	188	193	193	18	18
DIV. I NON-CONF.	8- 4	87	2- 0	289	166	171	171	19	19

TOTALS	RPI 1-25	RPI 26-50	W-L RECORDS	RPI 51-100	RPI 101-999	RPI 201+			
13- 9	0- 1	0- 1	OVERALL	1- 1	12- 6	9- 2			
9- 3	0- 0	0- 1	HOME	0- 1	9- 1	8- 0			
3- 5	0- 1	0- 0	AWAY	0- 0	3- 4	1- 1			
1- 1	0- 0	0- 0	NEUTRAL	1- 0	0- 1	0- 1			
8- 4	0- 1	0- 0	NON-CONFERENCE	1- 0	7- 3	5- 1			
6- 1	0- 0	0- 0	HOME	0- 0	6- 1	5- 0			
1- 2	0- 1	0- 0	AWAY	0- 0	1- 1	0- 0			
1- 1	0- 0	0- 0	NEUTRAL	1- 0	0- 1	0- 1			
5- 5	0- 0	0- 1	CONFERENCE	0- 1	5- 3	4- 1			
3- 2	0- 0	0- 1	HOME	0- 1	3- 0	3- 0			
2- 3	0- 0	0- 0	AWAY	0- 0	2- 3	1- 1			
0- 0	0- 0	0- 0	NEUTRAL	0- 0	0- 0	0- 0			

RPI 1-25				RPI 26-50				RPI 51-100				RPI 101+ Team's RPI: 193			
RPI	S	Opponent	Score	RPI	S	Opponent	Score	RPI	S	Opponent	Score	RPI	S	Opponent	Score
11	A	Texas	54 88	45	H	Western Ky.	64 74	75	H	UAB	61 66	105	A	Auburn	59 75
								80	N	Penn St.	71 59	128	A	Little Rock	58 49
												129	A	Middle Tenn.	66 49
												149	H	Clemson	47 55
												163	A	Southern Miss.	50 65
												177	H	Memphis	65 40
												179	A	Fla. Atlantic	72 86
												229	N	Niagara	67 73
												247	H	Grambling	64 53
												251	H	North Texas	61 53
												277	H	McNeese	78 62
												278	H	Alcorn	87 50
												294	A	FIU	54 57
												304	H	UTSA	63 55
												312	H	Old Dominion	59 45
												320	H	Houston Baptist	85 62
												330	A	Marshall	74 65
												334	H	La.-Monroe	71 49
LAST 12 Division I GAMES:															
75	H	UAB	61 66	330	A	Marshall	74 65								
129	A	Middle Tenn.	66 49	163	A	Southern Miss.	50 65								
45	H	Western Ky.	64 74	304	H	UTSA	63 55								
312	H	Old Dominion	59 45	251	H	North Texas	61 53								
179	A	Fla. Atlantic	72 86	278	H	Alcorn	87 50								
294	A	FIU	54 57	320	H	Houston Baptist	85 62								

Non-Div I Games: LSU-Alexandria 87 47

Louisiana Tech

Average RPI Win:	104	WON-LOST	WINNING	LAST 10	STRENGTH OF	OPP. STRENGTH	TEAM	ADJ.	CONF.	ADJ CONF.
Average RPI Loss:	6	RECORD	PCT. RANK	GAMES	SCHEDULE	OF SCHEDULE	RPI	RPI	RPI	RPI
DIV. I ONLY	24- 1	3	9- 1	21	4	4	4	1	1	
DIV. I NON-CONF.	14- 0	1	1- 0	114	21	11	11	1	1	

TOTALS	RPI 1-25	RPI 26-50	W-L RECORDS	RPI 51-100	RPI 101-999	RPI 201+				
24- 1	5- 1	4- 0	OVERALL	5- 0	10- 0	5- 0				
13- 1	3- 1	1- 0	HOME	2- 0	7- 0	4- 0				
11- 0	2- 0	3- 0	AWAY	3- 0	3- 0	1- 0				
0- 0	0- 0	0- 0	NEUTRAL	0- 0	0- 0	0- 0				
14- 0	2- 0	2- 0	NON-CONFERENCE	2- 0	8- 0	5- 0				
9- 0	1- 0	1- 0	HOME	1- 0	6- 0	4- 0				
5- 0	1- 0	1- 0	AWAY	1- 0	2- 0	1- 0				
0- 0	0- 0	0- 0	NEUTRAL	0- 0	0- 0	0- 0				
10- 1	3- 1	2- 0	CONFERENCE	3- 0	2- 0	0- 0				
4- 1	2- 1	0- 0	HOME	1- 0	1- 0	0- 0				
6- 0	1- 0	2- 0	AWAY	2- 0	1- 0	0- 0				
0- 0	0- 0	0- 0	NEUTRAL	0- 0	0- 0	0- 0				

RPI	S	Opponent	Score	RPI	S	Opponent	Score	RPI	S	Opponent	Score	RPI	S	Opponent	Score
2	H	Notre Dame	100 67	29	A	Virginia	77 41	54	A	Miami (FL)	84 74	102	H	Wake Forest	89 52
5	A	Ohio St.	95 90	34	H	Michigan	74 49	61	H	Tolledo	90 55	106	A	Kentucky	87 63
6	H	Florida St.	49 50	38	A	Syracuse	84 77	64	H	Virginia Tech	67 56	123	H	Vanderbilt	79 57
7	H	Oregon	74 61	41	A	South Dakota St.	68 64	65	A	Georgia Tech	74 71	129	H	Middle Tenn.	80 26
18	A	NC State	55 47					72	A	Indiana	72 59	144	A	Pittsburgh	77 51
19	H	Duke	66 60									212	H	UT Martin	91 56
												221	H	Southeast Mo. St.	80 40
												307	H	Murray St.	115 51
												310	A	Air Force	62 50
												336	H	Tennessee St.	95 56

LAST 12 Division I GAMES:															
38	A	Syracuse	84 77	2	H	Notre Dame	100 67	64	H	Virginia Tech	67 56	19	H	Duke	66 60
29	A	Virginia	77 41	64	H	Virginia Tech	67 56	19	H	Duke	66 60	18	A	NC State	55 47
102	H	Wake Forest	89 52	19	H	Duke	66 60	65	A	Georgia Tech	74 71	65	A	Georgia Tech	74 71
54	A	Miami (FL)	84 74	18	A	NC State	55 47	310	A	Air Force	62 50				
6	H	Florida St.	49 50	65	A	Georgia Tech	74 71								
144	A	Pittsburgh	77 51												

Non-Div I Games:

Louisville

Average RPI Win:	304	WON-LOST	WINNING	LAST 10	STRENGTH OF	OPP. STRENGTH	TEAM	ADJ.	CONF.	ADJ CONF.
Average RPI Loss:	154	RECORD	PCT. RANK	GAMES	SCHEDULE	OF SCHEDULE	RPI	RPI	RPI	RPI
DIV. I ONLY	5- 17	304	3- 7	270	196	292	292	24	24	
DIV. I NON-CONF.	2- 9	295	1- 0	240	89	284	284	22	22	

TOTALS	RPI 1-25	RPI 26-50	W-L RECORDS	RPI 51-100	RPI 101-999	RPI 201+				
5- 17	0- 2	0- 1	OVERALL	0- 2	5- 12	5- 6				
3- 5	0- 1	0- 0	HOME	0- 0	3- 4	3- 3				
2- 12	0- 1	0- 1	AWAY	0- 2	2- 8	2- 3				
0- 0	0- 0	0- 0	NEUTRAL	0- 0	0- 0	0- 0				
2- 9	0- 2	0- 1	NON-CONFERENCE	0- 1	2- 5	2- 2				
1- 3	0- 1	0- 0	HOME	0- 0	1- 2	1- 1				
1- 6	0- 1	0- 1	AWAY	0- 1	1- 3	1- 1				
0- 0	0- 0	0- 0	NEUTRAL	0- 0	0- 0	0- 0				
3- 8	0- 0	0- 0	CONFERENCE	0- 1	3- 7	3- 4				
2- 2	0- 0	0- 0	HOME	0- 0	2- 2	2- 2				
1- 6	0- 0	0- 0	AWAY	0- 1	1- 5	1- 2				
0- 0	0- 0	0- 0	NEUTRAL	0- 0	0- 0	0- 0				

RPI 1-25				RPI 26-50				RPI 51-100				RPI 101+ Team's RPI: 292			
RPI	S	Opponent	Score	RPI	S	Opponent	Score	RPI	S	Opponent	Score	RPI	S	Opponent	Score
13	H	Green Bay	39 76	31	A	Marquette	30 92	86	A	Drake	46 72	109	H	Western Mi ch.	47 65
24	A	DePaul	47 88					96	A	Butler	52 64	114	A	Milwaukee	41 63
												117	A	Missouri St.	36 75
												134	A	Northern Ill.	71 80
												140	A	Southern Ill.	46 62
												153	A	UNI	41 70
												225	H	Youngstown St.	49 73
												245	A	Bradley	71 61
												245	H	Bradley	57 59
												255	H	Indiana St.	65 73
												267	A	Illinois St.	49 57
												267	H	Illinois St.	62 59
												288	A	Valparaiso	60 76
												314	H	Ill.-Chicago	57 55
												318	A	Fort Wayne	70 79
												345	A	Chicago St.	46 28
												348	H	Evansville	82 63

LAST 12 Division I GAMES:															
245	A	Bradley	71 61	288	A	Valparaiso	60 76	267	H	Illinois St.	62 59				
267	A	Illinois St.	49 57	245	H	Bradley	57 59	86	A	Drake	46 72				
348	H	Evansville	82 63	153	A	UNI	41 70	117	A	Missouri St.	36 75				
255	H	Indiana St.	65 73	314	H	Ill.-Chicago	57 55	140	A	Southern Ill.	46 62				

Non-Div I Games:

Loyol a Chi cago

Average RPI Win:	220	WON-LOST	WINNING	LAST 10	STRENGTH OF	OPP. STRENGTH	TEAM	ADJ.	CONF.	ADJ CONF.
Average RPI Loss:	155	RECORD	PCT. RANK	GAMES	SCHEDULE	OF SCHEDULE	RPI	RPI	RPI	RPI
DIV. I ONLY	7- 15	269	5- 5	127	246	227	227	15	15	
DIV. I NON-CONF.	2- 9	295	0- 1	124	293	267	267	18	18	

TOTALS	RPI 1-25	RPI 26-50	W-L RECORDS	RPI 51-100	RPI 101-999	RPI 201+				
7- 15	0- 1	0- 1	OVERALL	0- 3	7- 10	5- 5				
4- 5	0- 0	0- 0	HOME	0- 2	4- 3	3- 1				
3- 10	0- 1	0- 1	AWAY	0- 1	3- 7	2- 4				
0- 0	0- 0	0- 0	NEUTRAL	0- 0	0- 0	0- 0				
2- 9	0- 1	0- 1	NON-CONFERENCE	0- 1	2- 6	2- 3				
1- 3	0- 0	0- 0	HOME	0- 1	1- 2	1- 1				
1- 6	0- 1	0- 1	AWAY	0- 0	1- 4	1- 2				
0- 0	0- 0	0- 0	NEUTRAL	0- 0	0- 0	0- 0				
5- 6	0- 0	0- 0	CONFERENCE	0- 2	5- 4	3- 2				
3- 2	0- 0	0- 0	HOME	0- 1	3- 1	2- 0				
2- 4	0- 0	0- 0	AWAY	0- 1	2- 3	1- 2				
0- 0	0- 0	0- 0	NEUTRAL	0- 0	0- 0	0- 0				

RPI 1-25				RPI 26-50				RPI 51-100				RPI 101+				Team's RPI: 227
RPI	S	Opponent	Score	RPI	S	Opponent	Score	RPI	S	Opponent	Score	RPI	S	Opponent	Score	
17	A	Maryl and	45 114	31	A	Marquette	63 83	67	H	Americ an	58 71	126	H	Georgetown	54 72	
								84	A	Navy	44 73	127	A	Del aware	38 71	
								97	H	George Mason	72 80	135	A	Bucknel l	68 65	
												137	A	William & Mary	49 70	
												157	H	Lehi gh	67 64	
												180	A	Army West Point	47 62	
												180	H	Army West Point	62 69	
												203	A	Boston U.	56 75	
												223	A	Norfolk St.	61 58	
												240	A	Holy Cross	65 58	
												240	H	Holy Cross	77 60	
												243	A	Lafayette	54 65	
												269	H	Towson	67 76	
												272	H	Cornell	78 63	
												274	H	Col gate	70 55	
												275	A	Mt. St. Mary's	63 71	
												286	A	St. Franci s Brookl yn	47 64	

LAST 12 Division I GAMES:																
240	A	Holy Cross	65 58	67	H	Americ an	58 71	240	H	Holy Cross	77 60					
180	A	Army West Point	47 62	203	A	Boston U.	56 75	180	H	Army West Point	62 69					
157	H	Lehi gh	67 64	84	A	Navy	44 73									
274	H	Col gate	70 55	127	A	Del aware	38 71									
135	A	Bucknel l	68 65													
243	A	Lafayette	54 65													

Non-Div I Games:

Loyola Maryl and

Average RPI	Win: 216	WON-LOST	WINNING	LAST 10	STRENGTH OF	OPP. STRENGTH	TEAM	ADJ.	CONF.	ADJ CONF.
Average RPI	Loss: 138	RECORD	PCT. RANK	GAMES	SCHEDULE	OF SCHEDULE	RPI	RPI	RPI	RPI
DIV. I ONLY	14- 8	96	5- 5	278	126	159	159	13	13	
DIV. I NON-CONF.	7- 3	74	0- 0	294	124	154	154	11	11	

TOTALS	RPI 1-25	RPI 26-50	W-L RECORDS	RPI 51-100	RPI 101-999	RPI 201+				
14- 8	0- 0	0- 2	OVERALL	3- 0	11- 6	9- 2				
8- 4	0- 0	0- 1	HOME	2- 0	6- 3	4- 1				
6- 4	0- 0	0- 1	AWAY	1- 0	5- 3	5- 1				
0- 0	0- 0	0- 0	NEUTRAL	0- 0	0- 0	0- 0				
7- 3	0- 0	0- 1	NON-CONFERENCE	2- 0	5- 2	4- 1				
4- 2	0- 0	0- 1	HOME	1- 0	3- 1	2- 0				
3- 1	0- 0	0- 0	AWAY	1- 0	2- 1	2- 1				
0- 0	0- 0	0- 0	NEUTRAL	0- 0	0- 0	0- 0				
7- 5	0- 0	0- 1	CONFERENCE	1- 0	6- 4	5- 1				
4- 2	0- 0	0- 0	HOME	1- 0	3- 2	2- 1				
3- 3	0- 0	0- 1	AWAY	0- 0	3- 2	3- 0				
0- 0	0- 0	0- 0	NEUTRAL	0- 0	0- 0	0- 0				

RPI 1-25				RPI 26-50				RPI 51-100				RPI 101+				Team's RPI: 159	
RPI	S	Opponent	Score	RPI	S	Opponent	Score	RPI	S	Opponent	Score	RPI	S	Opponent	Score		
				42	A	Gonzaga	67 77	78	H	Saint Mary's (CA)	69 57	118	A	BYU	52 62		
				49	H	Southern California	70 80	89	A	Saint Louis	62 60	118	H	BYU	55 67		
								94	H	Miami (OH)	84 71	151	H	Pacific	75 60		
												166	A	San Francisco	60 78		
												183	H	CSUN	68 75		
												201	H	UC Santa Barbara	67 61		
												208	H	Eastern Mich.	73 64		
												213	A	San Diego	67 53		
												213	H	San Diego	54 60		
												214	A	SMU	60 63		
												235	H	Pepperdine	75 60		
												242	A	UC Riverside	67 59		
												273	A	Santa Clara	65 51		
												282	H	Arizona	84 70		
												311	A	Portland	63 60		
												311	H	Portland	76 55		
												335	A	Long Beach St.	84 69		
LAST 12 Division I GAMES:																	
				311	H	Portland	76 55	213	H	San Diego	54 60						
				118	A	BYU	52 62	166	A	San Francisco	60 78						
				213	A	San Diego	67 53	42	A	Gonzaga	67 77						
				235	H	Pepperdine	75 60	273	A	Santa Clara	65 51						
				311	A	Portland	63 60	151	H	Pacific	75 60						
				118	H	BYU	55 67	78	H	Saint Mary's (CA)	69 57						

Non-Div I Games: Cal St. Dom. Hills 84 52

Loyola Marymount

Average RPI Win:	229	WON-LOST	WINNING	LAST 10	STRENGTH OF	OPP. STRENGTH	TEAM	ADJ.	CONF.	ADJ CONF.
Average RPI Loss:	59	RECORD	PCT. RANK	GAMES	SCHEDULE	OF SCHEDULE	RPI	RPI	RPI	RPI
DIV. I ONLY	13- 8	110	8- 2	118	124	81	81	20	20	
DIV. I NON-CONF.	5- 6	187	1- 1	40	9	68	68	24	24	

TOTALS	RPI 1-25	RPI 26-50	W-L RECORDS	RPI 51-100	RPI 101-999	RPI 201+				
13- 8	0- 3	0- 0	OVERALL	1- 4	12- 1	7- 0				
5- 2	0- 0	0- 0	HOME	1- 1	4- 1	4- 0				
7- 6	0- 3	0- 0	AWAY	0- 3	7- 0	2- 0				
1- 0	0- 0	0- 0	NEUTRAL	0- 0	1- 0	1- 0				
5- 6	0- 3	0- 0	NON-CONFERENCE	1- 3	4- 0	2- 0				
2- 1	0- 0	0- 0	HOME	1- 1	1- 0	1- 0				
2- 5	0- 3	0- 0	AWAY	0- 2	2- 0	0- 0				
1- 0	0- 0	0- 0	NEUTRAL	0- 0	1- 0	1- 0				
8- 2	0- 0	0- 0	CONFERENCE	0- 1	8- 1	5- 0				
3- 1	0- 0	0- 0	HOME	0- 0	3- 1	3- 0				
5- 1	0- 0	0- 0	AWAY	0- 1	5- 0	2- 0				
0- 0	0- 0	0- 0	NEUTRAL	0- 0	0- 0	0- 0				

RPI 1-25				RPI 26-50				RPI 51-100				RPI 101+			
RPI	S	Opponent	Score	RPI	S	Opponent	Score	RPI	S	Opponent	Score	RPI	S	Opponent	Score
3	A	Mississippi St.	43 83					54	A	Miami (FL)	70 80	113	A	Dartmouth	64 51
5	A	Ohio St.	70 83					61	A	Toledo	64 65	160	A	New Hampshire	56 46
19	A	Duke	39 69					66	A	Albany (NY)	54 68	164	A	Binghamton	61 38
								74	H	Harvard	76 51	164	H	Binghamton	62 66
								98	H	Tulane	34 42	165	A	Hartford	59 44
												196	A	Boston College	61 40
												204	H	Stony Brook	64 56
												283	H	Bryant	70 68
												296	N	Kennesaw St.	75 39
												315	H	Vermont	64 55
												331	A	UMBC	64 50
												331	H	UMBC	69 36
												347	A	UMass Lowell	69 51

LAST 12 Division I GAMES:															
164	A	Binghamton	61 38	66	A	Albany (NY)	54 68	164	H	Binghamton	62 66	196	A	Boston College	61 40
347	A	UMass Lowell	69 51	331	A	UMBC	64 50	204	H	Stony Brook	64 56	196	A	Boston College	61 40
331	H	UMBC	69 36	164	H	Binghamton	62 66	196	A	Boston College	61 40	196	A	Boston College	61 40
160	A	New Hampshire	56 46	204	H	Stony Brook	64 56	196	A	Boston College	61 40	196	A	Boston College	61 40
165	A	Hartford	59 44	196	A	Boston College	61 40	196	A	Boston College	61 40	196	A	Boston College	61 40
315	H	Vermont	64 55	196	A	Boston College	61 40	196	A	Boston College	61 40	196	A	Boston College	61 40

Non-Div I Games: Maine Maritime 89 49 Me.-Fort Kent 100 40

Maine

Average RPI Win:	299	WON-LOST	WINNING	LAST 10	STRENGTH OF	OPP. STRENGTH	TEAM	ADJ.	CONF.	ADJ CONF.
Average RPI Loss:	151	RECORD	PCT. RANK	GAMES	SCHEDULE	OF SCHEDULE	RPI	RPI	RPI	RPI
DIV. I ONLY	8- 14	248	4- 6	245	275	250	250	27	27	
DIV. I NON-CONF.	3- 8	268	0- 1	97	232	216	216	26	26	

TOTALS	RPI 1-25	RPI 26-50	W-L RECORDS	RPI 51-100	RPI 101-999	RPI 201+				
8- 14	0- 0	0- 2	OVERALL	0- 4	8- 8	8- 5				
5- 3	0- 0	0- 0	HOME	0- 3	5- 0	5- 0				
2- 11	0- 0	0- 2	AWAY	0- 1	2- 8	2- 5				
1- 0	0- 0	0- 0	NEUTRAL	0- 0	1- 0	1- 0				
3- 8	0- 0	0- 2	NON-CONFERENCE	0- 3	3- 3	3- 2				
1- 2	0- 0	0- 0	HOME	0- 2	1- 0	1- 0				
1- 6	0- 0	0- 2	AWAY	0- 1	1- 3	1- 2				
1- 0	0- 0	0- 0	NEUTRAL	0- 0	1- 0	1- 0				
5- 6	0- 0	0- 0	CONFERENCE	0- 1	5- 5	5- 3				
4- 1	0- 0	0- 0	HOME	0- 1	4- 0	4- 0				
1- 5	0- 0	0- 0	AWAY	0- 0	1- 5	1- 3				
0- 0	0- 0	0- 0	NEUTRAL	0- 0	0- 0	0- 0				

RPI 1-25				RPI 26-50				RPI 51-100				RPI 101+				Team's RPI: 250	
RPI	S	Opponent	Score	RPI	S	Opponent	Score	RPI	S	Opponent	Score	RPI	S	Opponent	Score		
				29	A	Vi rgi ni a	47 69	62	H	Qui nni pi ac	64 80	160	A	New Hampshi re	55 68		
				37	A	Cal i forni a	66 87	66	H	Al bany (NY)	56 62	169	A	Mari st	40 65		
								73	H	Fordham	48 54	197	A	Si ena	51 56		
								80	A	Penn St.	46 78	204	A	Stony Brook	59 74		
												229	A	Ni agara	64 65		
												253	A	Fai rfi el d	52 55		
												264	A	LIU Brookl yn	72 38		
												276	A	Ri der	51 67		
												281	A	Sacred Heart	61 65		
												286	H	St. Franci s Brookl yn	57 54		
												290	A	Can i si us	59 56		
												290	H	Can i si us	58 39		
												291	N	Coppi n St.	74 56		
												293	H	Monmouth	63 53		
												337	H	I ona	67 63		
												342	H	Sai nt Peter' s	76 64		
LAST 12 Di vi si on I GAMES:																	
				253	A	Fai rfi el d	52 55	290	A	Can i si us	59 56						
				276	A	Ri der	51 67	169	A	Mari st	40 65						
				293	H	Monmouth	63 53	290	H	Can i si us	58 39						
				197	A	Si ena	51 56	62	H	Qui nni pi ac	64 80						
				337	H	I ona	67 63	342	H	Sai nt Peter' s	76 64						
				229	A	Ni agara	64 65	29	A	Vi rgi ni a	47 69						

Non-Di v I Games:

Manhattan

Average RPI Win:	272	WON-LOST	WINNING	LAST 10	STRENGTH OF	OPP. STRENGTH	TEAM	ADJ.	CONF.	ADJ CONF.
Average RPI Loss:	119	RECORD	PCT. RANK	GAMES	SCHEDULE	OF SCHEDULE	RPI	RPI	RPI	RPI
DIV. I ONLY	14- 10	126	8- 2	260	248	169	169	27	27	
DIV. I NON-CONF.	4- 8	239	0- 0	163	178	225	225	26	26	

TOTALS	RPI 1-25	RPI 26-50	W-L RECORDS	RPI 51-100	RPI 101-999	RPI 201+				
14- 10	0- 0	0- 2	OVERALL	0- 3	14- 5	13- 1				
8- 2	0- 0	0- 0	HOME	0- 1	8- 1	7- 0				
6- 6	0- 0	0- 0	AWAY	0- 2	6- 4	6- 1				
0- 2	0- 0	0- 2	NEUTRAL	0- 0	0- 0	0- 0				
4- 8	0- 0	0- 2	NON-CONFERENCE	0- 2	4- 4	4- 1				
2- 2	0- 0	0- 0	HOME	0- 1	2- 1	2- 0				
2- 4	0- 0	0- 0	AWAY	0- 1	2- 3	2- 1				
0- 2	0- 0	0- 2	NEUTRAL	0- 0	0- 0	0- 0				
10- 2	0- 0	0- 0	CONFERENCE	0- 1	10- 1	9- 0				
6- 0	0- 0	0- 0	HOME	0- 0	6- 0	5- 0				
4- 2	0- 0	0- 0	AWAY	0- 1	4- 1	4- 0				
0- 0	0- 0	0- 0	NEUTRAL	0- 0	0- 0	0- 0				

RPI	S	Opponent	Score	RPI	S	Opponent	Score	RPI	S	Opponent	Score	RPI	S	Opponent	Score
35	N	Purdue	47 61	62	A	Quinnipiac	56 62	113	H	Dartmouth	51 60				
49	N	Southern California	57 78	84	H	Navy	70 77	133	A	Northeastern	72 78				
				95	A	Seton Hall	60 85	174	A	Temple	77 83				
								197	A	Siena	53 58				
								197	H	Siena	73 54				
								203	A	Boston U.	80 52				
								229	A	Niagara	84 78				
								240	H	Holy Cross	85 74				
								250	H	Manhattan	65 40				
								252	A	Hawaii	63 70				
								253	H	Fairfield	71 63				
								276	A	Rider	80 69				
								276	H	Rider	68 67				
								289	A	Massachusetts	88 60				
								290	A	Canisius	78 53				
								293	H	Monmouth	69 46				
								332	H	Rhode Island	64 42				
								337	H	Iona	75 55				
								342	A	Saint Peter's	86 53				

LAST 12 Division I GAMES:															
197	H	Siena	73 54	253	H	Fairfield	71 63								
337	H	Iona	75 55	62	A	Quinnipiac	56 62								
290	A	Canisius	78 53	250	H	Manhattan	65 40								
229	A	Niagara	84 78	342	A	Saint Peter's	86 53								
276	H	Rider	68 67	293	H	Monmouth	69 46								
197	A	Siena	53 58	276	A	Rider	80 69								

Non-Div I Games:

Marist

Average RPI Win:	143	WON-LOST	WINNING	LAST 10	STRENGTH OF	OPP. STRENGTH	TEAM	ADJ.	CONF.	ADJ CONF.
Average RPI Loss:	41	RECORD	PCT. RANK	GAMES	SCHEDULE	OF SCHEDULE	RPI	RPI	RPI	RPI
DIV. I ONLY	15- 8	83	7- 3	25	35	31	31	6	6	
DIV. I NON-CONF.	6- 5	153	0- 0	18	47	47	47	6	6	

TOTALS	RPI 1-25	RPI 26-50	W-L RECORDS	RPI 51-100	RPI 101-999	RPI 201+				
15- 8	1- 4	2- 2	OVERALL	3- 1	9- 1	4- 0				
10- 1	1- 0	0- 1	HOME	3- 0	6- 0	3- 0				
4- 6	0- 3	2- 1	AWAY	0- 1	2- 1	0- 0				
1- 1	0- 1	0- 0	NEUTRAL	0- 0	1- 0	1- 0				
6- 5	0- 3	0- 1	NON-CONFERENCE	0- 1	6- 0	3- 0				
4- 0	0- 0	0- 0	HOME	0- 0	4- 0	2- 0				
1- 4	0- 2	0- 1	AWAY	0- 1	1- 0	0- 0				
1- 1	0- 1	0- 0	NEUTRAL	0- 0	1- 0	1- 0				
9- 3	1- 1	2- 1	CONFERENCE	3- 0	3- 1	1- 0				
6- 1	1- 0	0- 1	HOME	3- 0	2- 0	1- 0				
3- 2	0- 1	2- 0	AWAY	0- 0	1- 1	0- 0				
0- 0	0- 0	0- 0	NEUTRAL	0- 0	0- 0	0- 0				

RPI 1-25				RPI 26-50				Team's RPI: 31				RPI 51-100				RPI 101+			
RPI	S	Opponent	Score	RPI	S	Opponent	Score	RPI	S	Opponent	Score	RPI	S	Opponent	Score	RPI	S	Opponent	Score
2	A	Notre Dame	85 91	26	A	Villanova	67 57	60	H	St. John's (NY)	74 72	114	A	Milwaukee	83 68				
9	N	Tennessee	99 101	34	A	Michigan	76 82	78	A	New Mexico	87 88	126	A	Georgetown	58 85				
13	A	Green Bay	55 63	39	A	Creighton	92 77	95	H	Seton Hall	97 84	180	H	Army West Point	83 53				
24	A	DePaul	83 95	39	H	Creighton	73 74	96	H	Butler	69 67	184	A	Providence	77 60				
24	H	DePaul	93 81									184	H	Providence	94 61				
												186	H	Wisconsin	88 65				
												207	H	Xavier	88 67				
												226	N	Montana	87 68				
												227	H	Loyola Maryland	83 63				
												292	H	Loyola Chicago	92 30				

LAST 12 Division I GAMES:																			
				39	H	Creighton	73 74	96	H	Butler	69 67								
				184	H	Providence	94 61	184	A	Providence	77 60								
				24	A	DePaul	83 95	39	A	Creighton	92 77								
				26	A	Villanova	67 57	24	H	DePaul	93 81								
				126	A	Georgetown	58 85	95	H	Seton Hall	97 84								
				207	H	Xavier	88 67	60	H	St. John's (NY)	74 72								

Non-Div I Games:

Marquette

Average RPI Win:	316	WON-LOST	WINNING	LAST 10	STRENGTH OF	OPP. STRENGTH	TEAM	ADJ.	CONF.	ADJ CONF.
Average RPI Loss:	164	RECORD	PCT. RANK	GAMES	SCHEDULE	OF SCHEDULE	RPI	RPI	RPI	RPI

DIV. I ONLY	5- 15	294	1- 8	311	193	330	330	18	18
DIV. I NON-CONF.	4- 7	226	1- 0	324	249	316	316	19	19

TOTALS	RPI 1-25	RPI 26-50	W-L RECORDS	RPI 51-100	RPI 101-999	RPI 201+			
5- 15	0- 0	0- 1	OVERALL	0- 2	5- 12	5- 3			
4- 7	0- 0	0- 1	HOME	0- 2	4- 4	4- 1			
1- 8	0- 0	0- 0	AWAY	0- 0	1- 8	1- 2			
0- 0	0- 0	0- 0	NEUTRAL	0- 0	0- 0	0- 0			
4- 7	0- 0	0- 0	NON-CONFERENCE	0- 2	4- 5	4- 1			
3- 4	0- 0	0- 0	HOME	0- 2	3- 2	3- 1			
1- 3	0- 0	0- 0	AWAY	0- 0	1- 3	1- 0			
0- 0	0- 0	0- 0	NEUTRAL	0- 0	0- 0	0- 0			
1- 8	0- 0	0- 1	CONFERENCE	0- 0	1- 7	1- 2			
1- 3	0- 0	0- 1	HOME	0- 0	1- 2	1- 0			
0- 5	0- 0	0- 0	AWAY	0- 0	0- 5	0- 2			
0- 0	0- 0	0- 0	NEUTRAL	0- 0	0- 0	0- 0			

RPI S Opponent	Score	RPI S Opponent	Score	RPI S Opponent	Score	RPI S Opponent	Score
		45 H Western Ky.	66 86	77 H Ohio	52 54	106 A Kentucky	39 69
				80 H Penn St.	65 80	124 A Cleveland St.	76 85
						129 H Middle Tenn.	57 73
						140 H Southern Ill.	59 64
						163 A Southern Miss.	61 70
						176 A Charlotte	61 67
						178 A Florida	69 74
						179 A Fla. Atlantic	59 79
						193 H Louisiana Tech	65 74
						263 H Morgan St.	73 68
						271 H Appalachian St.	54 56
						294 A FIU	54 67
						294 H FIU	78 75
						312 A Old Dominion	53 69
						336 A Tennessee St.	71 65
						339 H Winthrop	70 40
						349 H Longwood	90 45

Team's RPI: 330							

LAST 12 Division I GAMES:							
163 A Southern Miss.	61 70	193 H Louisiana Tech	65 74				
176 A Charlotte	61 67	294 A FIU	54 67				
294 H FIU	78 75	179 A Fla. Atlantic	59 79				
129 H Middle Tenn.	57 73	336 A Tennessee St.	71 65				
45 H Western Ky.	66 86	271 H Appalachian St.	54 56				
312 A Old Dominion	53 69	178 A Florida	69 74				

Non-Div I Games: Ky. Christian 111 38 Alice Lloyd 96 46

Marshall

Average RPI Win:	144	WON-LOST	WINNING	LAST 10	STRENGTH OF	OPP. STRENGTH	TEAM	ADJ.	CONF.	ADJ CONF.
Average RPI Loss:	28	RECORD	PCT. RANK	GAMES	SCHEDULE	OF SCHEDULE	RPI	RPI	RPI	RPI
DIV. I ONLY	20- 3	9	4- 0	63	22	17	17	3	3	
DIV. I NON-CONF.	11- 2	22	1- 0	108	45	32	32	4	4	

TOTALS	RPI 1-25	RPI 26-50	W-L RECORDS	RPI 51-100	RPI 101-999	RPI 201+				
20- 3	3- 2	1- 0	OVERALL	5- 1	11- 0	7- 0				
11- 2	3- 1	0- 0	HOME	2- 1	6- 0	4- 0				
8- 1	0- 1	1- 0	AWAY	3- 0	4- 0	2- 0				
1- 0	0- 0	0- 0	NEUTRAL	0- 0	1- 0	1- 0				
11- 2	0- 2	1- 0	NON-CONFERENCE	2- 0	8- 0	7- 0				
6- 1	0- 1	0- 0	HOME	1- 0	5- 0	4- 0				
4- 1	0- 1	1- 0	AWAY	1- 0	2- 0	2- 0				
1- 0	0- 0	0- 0	NEUTRAL	0- 0	1- 0	1- 0				
9- 1	3- 0	0- 0	CONFERENCE	3- 1	3- 0	0- 0				
5- 1	3- 0	0- 0	HOME	1- 1	1- 0	0- 0				
4- 0	0- 0	0- 0	AWAY	2- 0	2- 0	0- 0				
0- 0	0- 0	0- 0	NEUTRAL	0- 0	0- 0	0- 0				

RPI	S	Opponent	Score	RPI	S	Opponent	Score	RPI	S	Opponent	Score	RPI	S	Opponent	Score
1	A	UConn	72 97	29	A	Virginia	60 59	54	A	Miami (FL)	79 71	112	H	George Washington	80 54
5	H	Ohio St.	99 69					57	A	Nebraska	64 57	186	A	Wisconsin	71 44
14	H	Rutgers	88 60					59	H	Michigan St.	68 82	189	A	Northwestern	68 65
22	H	Iowa	80 64					66	H	Albany (NY)	91 58	200	H	Illinois	100 65
23	H	South Carolina	86 94					72	H	Indiana	74 70	216	A	Akron	75 54
								80	A	Penn St.	69 65	227	H	Loyola Maryland	114 45
												229	H	Niagara	92 65
												259	H	Howard	111 49
												275	H	Mt. St. Mary's	97 57
												291	A	Coppin St.	113 49
												296	N	Kennesaw St.	89 35

LAST 12 Division I GAMES:															
54	A	Miami (FL)	79 71	59	H	Michigan St.	68 82	186	A	Wisconsin	71 44	22	H	Iowa	80 64
57	A	Nebraska	64 57					80	A	Penn St.	69 65	200	H	Illinois	100 65
14	H	Rutgers	88 60					291	A	Coppin St.	113 49				
189	A	Northwestern	68 65												
5	H	Ohio St.	99 69												
72	H	Indiana	74 70												

Non-Div I Games:

Maryland

Massachusetts

Through Games Of Feb. 4, 2018

Average RPI Win:	286	WON-LOST	WINNING	LAST 10	STRENGTH OF	OPP. STRENGTH	TEAM	ADJ.	CONF.	ADJ CONF.
Average RPI Loss:	170	RECORD	PCT. RANK	GAMES	SCHEDULE	OF SCHEDULE	RPI	RPI	RPI	RPI
DIV. I ONLY	9- 12	217	3- 7	345	203	289	289	12	12	
DIV. I NON-CONF.	6- 5	153	1- 1	345	317	288	288	10	10	
TOTALS	RPI 1-25	RPI 26-50	W-L RECORDS	RPI 51-100	RPI 101-999	RPI 201+				
9- 12	0- 0	0- 0	OVERALL	0- 3	9- 9	8- 4				
5- 5	0- 0	0- 0	HOME	0- 1	5- 4	4- 1				
3- 7	0- 0	0- 0	AWAY	0- 2	3- 5	3- 3				
1- 0	0- 0	0- 0	NEUTRAL	0- 0	1- 0	1- 0				
6- 5	0- 0	0- 0	NON-CONFERENCE	0- 0	6- 5	5- 2				
3- 2	0- 0	0- 0	HOME	0- 0	3- 2	2- 0				
2- 3	0- 0	0- 0	AWAY	0- 0	2- 3	2- 2				
1- 0	0- 0	0- 0	NEUTRAL	0- 0	1- 0	1- 0				
3- 7	0- 0	0- 0	CONFERENCE	0- 3	3- 4	3- 2				
2- 3	0- 0	0- 0	HOME	0- 1	2- 2	2- 1				
1- 4	0- 0	0- 0	AWAY	0- 2	1- 2	1- 1				
0- 0	0- 0	0- 0	NEUTRAL	0- 0	0- 0	0- 0				

RPI S Opponent	Score	RPI S Opponent	Score	RPI S Opponent	Score	RPI S Opponent	Score
				51 A Duquesne	57 60	108 H Liberty	64 61
				73 H Fordham	51 62	133 H Northeastern	54 64
				89 A Saint Louis	63 64	152 A Davi dson	81 87
						158 A North Dakota	52 82
						169 H Marist	60 88
						181 H Saint Joseph's	79 84
						209 H Ri chmond	39 51
						232 H La Salle	69 66
						239 A St. Bonaventure	59 69
						268 A North Dakota St.	70 82
						269 H Towson	72 49
						300 H VCU	79 75
						302 A Incarnate Word	64 45
						319 A UTRGV	59 67
						332 A Rhode Isl and	61 59
						341 N Mi ssi ssi pi Val .	85 46
						342 H Saint Peter's	81 65
						347 A UMass Lowell	73 63
LAST 12 Division I GAMES:							
232 H La Salle	69 66	181 H Saint Joseph's	79 84				
209 H Ri chmond	39 51	239 A St. Bonaventure	59 69				
332 A Rhode Isl and	61 59	73 H Fordham	51 62				
152 A Davi dson	81 87	51 A Duquesne	57 60				
300 H VCU	79 75	169 H Marist	60 88				
89 A Saint Louis	63 64	347 A UMass Lowell	73 63				

Non-Div I Games: Me.-Fort Kent 111 45 Fisher 121 38

Massachusetts

Loss, Non-Conf, S Site, H Home A Away N Neutral

McNeese		Average RPI Win: 317	WON-LOST RECORD	WINNING PCT. RANK	LAST 10 GAMES	STRENGTH OF SCHEDULE	OPP. STRENGTH OF SCHEDULE	TEAM RPI	ADJ. RPI	CONF. RPI	ADJ CONF. RPI
		Average RPI Loss: 155									
DIV. I ONLY		7- 11	236	6- 4	328	185	277	277	25	25	
DIV. I NON-CONF.		1- 7	310	0- 2	134	86	287	287	25	25	

TOTALS		RPI 1-25	RPI 26-50	W-L RECORDS		RPI 51-100	RPI 101-999	RPI 201+			
7- 11		0- 2	0- 0	OVERALL		0- 1	7- 8	7- 5			
2- 5		0- 0	0- 0	HOME		0- 1	2- 4	2- 4			
5- 6		0- 2	0- 0	AWAY		0- 0	5- 4	5- 1			
0- 0		0- 0	0- 0	NEUTRAL		0- 0	0- 0	0- 0			
1- 7		0- 2	0- 0	NON-CONFERENCE		0- 1	1- 4	1- 2			
1- 2		0- 0	0- 0	HOME		0- 1	1- 1	1- 1			
0- 5		0- 2	0- 0	AWAY		0- 0	0- 3	0- 1			
0- 0		0- 0	0- 0	NEUTRAL		0- 0	0- 0	0- 0			
6- 4		0- 0	0- 0	CONFERENCE		0- 0	6- 4	6- 3			
1- 3		0- 0	0- 0	HOME		0- 0	1- 3	1- 3			
5- 1		0- 0	0- 0	AWAY		0- 0	5- 1	5- 0			
0- 0		0- 0	0- 0	NEUTRAL		0- 0	0- 0	0- 0			

RPI 1-25				RPI 26-50				RPI 51-100				RPI 101+ Team's RPI: 277			
RPI	S	Opponent	Score	RPI	S	Opponent	Score	RPI	S	Opponent	Score	RPI	S	Opponent	Score
8	A	Bayl or	34 95					98	H	Tul ane	66 70	103	A	Lamar Uni versi ty	58 83
11	A	Texas	34 100									150	A	Loui si ana	86 98
												193	A	Loui si ana Tech	62 78
												202	H	Abil ene Chri stan	75 80
												214	A	SMU	59 65
												224	H	New Orleans	64 77
												247	H	Grambl ing	60 75
												256	H	Ni chol l s St.	54 61
												285	A	Southeastern La.	77 65
												302	A	Incarnate Word	66 57
												320	A	Houston Baptist	86 74
												323	A	Northwestern St.	60 44
												323	H	Northwestern St.	72 67
												329	A	Sam Houston St.	66 63
												334	H	La. -Monroe	65 61

LAST 12 Di vi si on I GAMES:															
323	A	Northwestern St.	60 44	224	H	New Orleans	64 77								
329	A	Sam Houston St.	66 63	202	H	Abil ene Chri stan	75 80								
103	A	Lamar Uni versi ty	58 83	323	H	Northwestern St.	72 67								
320	A	Houston Baptist	86 74	302	A	Incarnate Word	66 57								
285	A	Southeastern La.	77 65	214	A	SMU	59 65								
256	H	Ni chol l s St.	54 61	193	A	Loui si ana Tech	62 78								

Non-Di v I Games: LSU-Alexandria 73 53 Louisiana Col. 84 46 Southern-N. O. 76 61

McNeese

Average RPI		Win: 209	WON-LOST RECORD	WINNING PCT. RANK	LAST 10 GAMES	STRENGTH OF SCHEDULE	OPP. STRENGTH OF SCHEDULE	TEAM RPI	ADJ. RPI	CONF. RPI	ADJ CONF. RPI
DIV. I ONLY			7- 15	269	3- 7	35	92	177	177	8	8
DIV. I NON-CONF.			5- 8	220	3- 0	79	192	207	207	7	7

TOTALS		RPI 1-25		RPI 26-50		W-L RECORDS	RPI 51-100	RPI 101-999		RPI 201+	
7- 15		0- 4		0- 2		OVERALL	1- 1	6- 8		4- 0	
5- 6		0- 1		0- 1		HOME	1- 1	4- 3		4- 0	
2- 6		0- 1		0- 1		AWAY	0- 0	2- 4		0- 0	
0- 3		0- 2		0- 0		NEUTRAL	0- 0	0- 1		0- 0	
5- 8		0- 2		0- 0		NON-CONFERENCE	1- 1	4- 5		3- 0	
4- 3		0- 0		0- 0		HOME	1- 1	3- 2		3- 0	
1- 2		0- 0		0- 0		AWAY	0- 0	1- 2		0- 0	
0- 3		0- 2		0- 0		NEUTRAL	0- 0	0- 1		0- 0	
2- 7		0- 2		0- 2		CONFERENCE	0- 0	2- 3		1- 0	
1- 3		0- 1		0- 1		HOME	0- 0	1- 1		1- 0	
1- 4		0- 1		0- 1		AWAY	0- 0	1- 2		0- 0	
0- 0		0- 0		0- 0		NEUTRAL	0- 0	0- 0		0- 0	

RPI 1-25				RPI 26-50				RPI 51-100				RPI 101+ Team's RPI: 177			
RPI	S	Opponent	Score	RPI	S	Opponent	Score	RPI	S	Opponent	Score	RPI	S	Opponent	Score
1	A	UConn	49 97	27	H	South Fla.	62 81	63	H	IUPUI	57 80	123	A	Vanderbilt	71 60
1	H	UConn	36 93	47	A	UCF	41 61	75	H	UAB	64 62	128	A	Little Rock	57 86
5	N	Ohio St.	69 100									137	N	Kent St.	55 70
24	N	DePaul	67 81									140	H	Southern Ill.	56 68
												143	A	Cincinnati	53 64
												154	A	Wichita St.	61 69
												154	H	Wichita St.	64 77
												170	A	Tulsa	69 48
												193	A	Louisiana Tech	40 65
												200	H	Illinois	47 63
												218	H	East Carolina	72 36
												247	H	Grambling	57 48
												295	H	Jackson St.	64 53
												336	H	Tennessee St.	79 75

LAST 12 Division I GAMES:															
47	A	UCF	41 61	154	A	Wichita St.	61 69								
154	H	Wichita St.	64 77	218	H	East Carolina	72 36								
1	H	UConn	36 93	1	A	UConn	49 97								
143	A	Cincinnati	53 64	247	H	Grambling	57 48								
27	H	South Fla.	62 81	295	H	Jackson St.	64 53								
170	A	Tulsa	69 48	123	A	Vanderbilt	71 60								

Non-Div I Games:

Memphis

Average RPI	Win:	157	WON-LOST RECORD	WINNING PCT. RANK	LAST 10 GAMES	STRENGTH OF SCHEDULE	OPP. STRENGTH OF SCHEDULE	TEAM RPI	ADJ. RPI	CONF. RPI	ADJ CONF. RPI
Average RPI	Loss:	46									
DIV. I ONLY		16- 7		69	6- 4	50	34	54	54	1	1
DIV. I NON-CONF.		10- 3		51	2- 0	181	99	97	97	1	1

TOTALS	RPI 1-25		RPI 26-50		W-L RECORDS	RPI 51-100		RPI 101-999		RPI 201+	
16- 7	1- 4		1- 0		OVERALL	4- 1		10- 2		5- 0	
10- 4	1- 2		1- 0		HOME	2- 1		6- 1		4- 0	
4- 3	0- 2		0- 0		AWAY	2- 0		2- 1		0- 0	
2- 0	0- 0		0- 0		NEUTRAL	0- 0		2- 0		1- 0	
10- 3	0- 1		0- 0		NON-CONFERENCE	2- 1		8- 1		5- 0	
8- 2	0- 1		0- 0		HOME	2- 1		6- 0		4- 0	
0- 1	0- 0		0- 0		AWAY	0- 0		0- 1		0- 0	
2- 0	0- 0		0- 0		NEUTRAL	0- 0		2- 0		1- 0	
6- 4	1- 3		1- 0		CONFERENCE	2- 0		2- 1		0- 0	
2- 2	1- 1		1- 0		HOME	0- 0		0- 1		0- 0	
4- 2	0- 2		0- 0		AWAY	2- 0		2- 0		0- 0	
0- 0	0- 0		0- 0		NEUTRAL	0- 0		0- 0		0- 0	

RPI 1-25				RPI 26-50				RPI 51-100				RPI 101+			
RPI	S	Opponent	Score	RPI	S	Opponent	Score	RPI	S	Opponent	Score	RPI	S	Opponent	Score
2	A	Notre Dame	76 83	38	H	Syracuse	72 67	59	H	Michigan St.	67 57	102	H	Wake Forest	50 61
4	H	Louisville	74 84					60	H	St. John's (NY)	64 74	106	H	Kentucky	65 54
6	A	Florida St.	67 105					64	A	Virginia Tech	82 78	131	A	Colorado	61 67
17	H	Maryland	71 79					81	H	Maine	80 70	140	N	Southern Ill.	75 65
19	H	Duke	51 48					91	A	North Carolina	92 72	145	H	Bethune-Cookman	85 39
												149	A	Clemson	72 60
												196	A	Boston College	65 43
												224	H	New Orleans	76 46
												284	N	Sacramento St.	82 56
												294	H	FIU	77 69
												301	H	Alabama St.	79 31
												315	H	Vermont	73 49

LAST 12 Division I GAMES:															
91	A	North Carolina	92 72	6	A	Florida St.	67 105								
64	A	Virginia Tech	82 78	102	H	Wake Forest	50 61								
4	H	Louisville	74 84	2	A	Notre Dame	76 83								
196	A	Boston College	65 43	19	H	Duke	51 48								
38	H	Syracuse	72 67	145	H	Bethune-Cookman	85 39								
149	A	Clemson	72 60	140	N	Southern Ill.	75 65								

Non-Div I Games:

Miami (FL)

Average RPI	Win:	205	WON-LOST	WINNING	LAST 10	STRENGTH OF	OPP. STRENGTH	TEAM	ADJ.	CONF.	ADJ CONF.
Average RPI	Loss:	93	RECORD	PCT. RANK	GAMES	SCHEDULE	OF SCHEDULE	RPI	RPI	RPI	RPI
DIV. I ONLY		14- 8	96	5- 5	144	151	94	94	7	7	
DIV. I NON-CONF.		8- 3	65	1- 0	251	310	93	93	8	8	

TOTALS	RPI 1-25		RPI 26-50		W-L RECORDS	RPI 51-100		RPI 101-999		RPI 201+	
14- 8	0- 1		0- 3		OVERALL	2- 0		12- 4		7- 1	
8- 2	0- 0		0- 1		HOME	1- 0		7- 1		5- 1	
5- 6	0- 1		0- 2		AWAY	1- 0		4- 3		2- 0	
1- 0	0- 0		0- 0		NEUTRAL	0- 0		1- 0		0- 0	
8- 3	0- 0		0- 1		NON-CONFERENCE	1- 0		7- 2		5- 0	
5- 0	0- 0		0- 0		HOME	0- 0		5- 0		4- 0	
2- 3	0- 0		0- 1		AWAY	1- 0		1- 2		1- 0	
1- 0	0- 0		0- 0		NEUTRAL	0- 0		1- 0		0- 0	
6- 5	0- 1		0- 2		CONFERENCE	1- 0		5- 2		2- 1	
3- 2	0- 0		0- 1		HOME	1- 0		2- 1		1- 1	
3- 3	0- 1		0- 1		AWAY	0- 0		3- 1		1- 0	
0- 0	0- 0		0- 0		NEUTRAL	0- 0		0- 0		0- 0	

RPI	S	Opponent	Score	RPI	S	Opponent	Score	RPI	S	Opponent	Score	RPI	S	Opponent	Score
21	A	Buffalo	67 72	28	H	Central Mich.	66 84	63	A	IUPUI	96 83	109	A	Western Mich.	70 81
				35	A	Purdue	66 75	77	H	Ohio	64 55	134	A	Northern Ill.	77 62
				40	A	Ball St.	61 86					134	H	Northern Ill.	67 65
												143	A	Cincinnati	62 73
												159	A	Loyola Marymount	71 84
												173	H	Jacksonville St.	58 55
												182	A	Bowling Green	66 62
												195	N	Denver	69 52
												208	A	Eastern Mich.	73 69
												208	H	Eastern Mich.	59 74
												216	H	Akron	75 67
												255	A	Indiana St.	68 56
												288	H	Valparaiso	77 68
												290	H	Cani sus	72 47
												308	H	Detroit Mercy	91 64
												340	H	Florida A&M	73 33

LAST 12 Division I GAMES:															
182	A	Bowling Green	66 62	208	H	Eastern Mich.	59 74								
134	A	Northern Ill.	77 62	21	A	Buffalo	67 72								
77	H	Ohio	64 55	28	H	Central Mich.	66 84								
208	A	Eastern Mich.	73 69	40	A	Ball St.	61 86								
109	A	Western Mich.	70 81	134	H	Northern Ill.	67 65								
216	H	Akron	75 67	340	H	Florida A&M	73 33								

Non-Div I Games:

Miami (OH)

Average RPI Loss: 14

DIV. I ONLY	19- 6	44	7- 3	59	18	34	34	3	3
DIV. I NON-CONF.	11- 2	22	0- 0	138	69	45	45	4	4
TOTALS	RPI 1-25	RPI 26-50	W-L RECORDS	RPI 51-100	RPI 101-999	RPI 201+			
19- 6	1- 5	1- 1	OVERALL	6- 0	11- 0	6- 0			
12- 3	0- 2	1- 1	HOME	4- 0	7- 0	4- 0			
7- 3	1- 3	0- 0	AWAY	2- 0	4- 0	2- 0			
0- 0	0- 0	0- 0	NEUTRAL	0- 0	0- 0	0- 0			
11- 2	0- 2	1- 0	NON-CONFERENCE	2- 0	8- 0	6- 0			
8- 1	0- 1	1- 0	HOME	1- 0	6- 0	4- 0			
3- 1	0- 1	0- 0	AWAY	1- 0	2- 0	2- 0			
0- 0	0- 0	0- 0	NEUTRAL	0- 0	0- 0	0- 0			
8- 4	1- 3	0- 1	CONFERENCE	4- 0	3- 0	0- 0			
4- 2	0- 1	0- 1	HOME	3- 0	1- 0	0- 0			
4- 2	1- 2	0- 0	AWAY	1- 0	2- 0	0- 0			
0- 0	0- 0	0- 0	NEUTRAL	0- 0	0- 0	0- 0			

RPI 1-25				RPI 26-50				Team's RPI: 34				RPI 51-100				RPI 101+			
RPI	S	Opponent	Score	RPI	S	Opponent	Score	RPI	S	Opponent	Score	RPI	S	Opponent	Score	RPI	S	Opponent	Score
2	H	Notre Dame	63 83	31	H	Marquette	82 76	57	A	Nebraska	69 64	108	H	Liberty	74 50				
4	A	Louisville	49 74	35	H	Purdue	79 81	59	H	Michigan St.	74 48	137	H	Kent St.	54 41				
5	A	Ohio St.	84 75					72	H	Indiana	84 79	186	A	Wisconsin	80 57				
5	H	Ohio St.	71 78					77	A	Ohio	74 61	189	A	Northwestern	80 59				
14	A	Rutgers	56 63					80	H	Penn St.	89 69	200	H	Illinois	86 42				
22	A	Iowa	72 82					97	H	George Mason	75 61	210	H	Oakland	78 69				
LAST 12 Division I GAMES:																			
14	A	Rutgers	56 63	57	A	Nebraska	69 64												
35	H	Purdue	79 81	72	H	Indiana	84 79												
189	A	Northwestern	80 59	5	H	Ohio St.	71 78												
59	H	Michigan St.	74 48	186	A	Wisconsin	80 57												
200	H	Illinois	86 42	22	A	Iowa	72 82												
5	A	Ohio St.	84 75	80	H	Penn St.	89 69												

Mi chi gan

Average RPI Win: 173		WON-LOST RECORD	WINNING PCT. RANK	LAST 10 GAMES	STRENGTH OF SCHEDULE	OPP. STRENGTH OF SCHEDULE	TEAM RPI	ADJ. RPI	CONF. RPI	ADJ CONF. RPI
Average RPI Loss: 34										
DIV. I ONLY		14- 10	126	3- 7	37	28	59	59	3	3
DIV. I NON-CONF.		10- 3	51	1- 0	94	63	39	39	4	4
TOTALS		RPI 1-25	RPI 26-50	W-L RECORDS		RPI 51-100	RPI 101-999	RPI 201+		
14- 10	1- 5		1- 1	OVERALL		2- 4	10- 0	5- 0		
7- 3	0- 2		0- 0	HOME		1- 1	6- 0	3- 0		
5- 6	1- 2		0- 1	AWAY		1- 3	3- 0	1- 0		
2- 1	0- 1		1- 0	NEUTRAL		0- 0	1- 0	1- 0		
10- 3	0- 2		1- 0	NON-CONFERENCE		1- 1	8- 0	5- 0		
6- 0	0- 0		0- 0	HOME		1- 0	5- 0	3- 0		
2- 2	0- 1		0- 0	AWAY		0- 1	2- 0	1- 0		
2- 1	0- 1		1- 0	NEUTRAL		0- 0	1- 0	1- 0		
4- 7	1- 3		0- 1	CONFERENCE		1- 3	2- 0	0- 0		
1- 3	0- 2		0- 0	HOME		0- 1	1- 0	0- 0		
3- 4	1- 1		0- 1	AWAY		1- 2	1- 0	0- 0		
0- 0	0- 0		0- 0	NEUTRAL		0- 0	0- 0	0- 0		

RPI 1-25				
RPI	S	Opponent	Score	
1	N	UConn	62	96
2	A	Notre Dame	59	90
5	A	Ohio St.	62	78
14	H	Rutgers	58	61
17	A	Maryland	82	68
22	H	Iowa	68	71

RPI 26-50				
RPI	S	Opponent	Score	
27	N	South Fla.	83	73
34	A	Michigan	48	74

RPI 51-100					Team's RPI : 59
RPI	S	Opponent	Score		
53	A	Minnesota	77	83	
54	A	Miami (FL)	57	67	
62	H	Quinnipiac	74	55	
72	A	Indiana	68	46	
72	H	Indiana	65	69	
80	A	Penn St.	59	74	

RPI 101+				
RPI	S	Opponent	Score	
109	H	Western Mich.	65	62
141	A	ETSU	83	74
147	H	Robert Morris	100	58
189	H	Northwestern	81	51
200	A	Illinois	67	55
210	H	Oakland	95	63
261	H	Col. of Charleston	107	43
308	A	Detroit Mercy	97	60
332	H	Rhode Island	82	38
341	N	Mississippi Val.	83	64

LAST 12 Division I GAMES:									
80	A	Penn St.	59	74	17	A	Maryland	82	68
22	H	Iowa	68	71	53	A	Minnesota	77	83
5	A	Ohio St.	62	78	189	H	Northwestern	81	51
34	A	Michigan	48	74	14	H	Rutgers	58	61
72	H	Indiana	65	69	72	A	Indiana	68	46
200	A	Illinois	67	55	341	N	Mississippi Val.	83	64

Non-Div I Games:

Mi chi gan St.

■ Loss, ■ Non-Conf, S Site, H Home A Away N Neutral

Average RPI Win:	232	WON-LOST	WINNING	LAST 10	STRENGTH OF	OPP. STRENGTH	TEAM	ADJ.	CONF.	ADJ CONF.
Average RPI Loss:	90	RECORD	PCT. RANK	GAMES	SCHEDULE	OF SCHEDULE	RPI	RPI	RPI	RPI
DIV. I ONLY	13- 9	123	6- 4	178	127	129	129	18	18	
DIV. I NON-CONF.	8- 5	111	2- 1	239	62	117	117	19	19	

TOTALS	RPI 1-25	RPI 26-50	W-L RECORDS	RPI 51-100	RPI 101-999	RPI 201+				
13- 9	0- 1	0- 2	OVERALL	0- 3	13- 3	8- 0				
7- 3	0- 0	0- 0	HOME	0- 1	7- 2	4- 0				
5- 5	0- 1	0- 1	AWAY	0- 2	5- 1	3- 0				
1- 1	0- 0	0- 1	NEUTRAL	0- 0	1- 0	1- 0				
8- 5	0- 1	0- 1	NON-CONFERENCE	0- 2	8- 1	5- 0				
5- 0	0- 0	0- 0	HOME	0- 0	5- 0	3- 0				
2- 4	0- 1	0- 0	AWAY	0- 2	2- 1	1- 0				
1- 1	0- 0	0- 1	NEUTRAL	0- 0	1- 0	1- 0				
5- 4	0- 0	0- 1	CONFERENCE	0- 1	5- 2	3- 0				
2- 3	0- 0	0- 0	HOME	0- 1	2- 2	1- 0				
3- 1	0- 0	0- 1	AWAY	0- 0	3- 0	2- 0				
0- 0	0- 0	0- 0	NEUTRAL	0- 0	0- 0	0- 0				

RPI 1-25				RPI 26-50				RPI 51-100				RPI 101+ Team's RPI: 129			
RPI	S	Opponent	Score	RPI	S	Opponent	Score	RPI	S	Opponent	Score	RPI	S	Opponent	Score
4	A	Louisville	26 80	45	A	Western Ky.	43 57	65	A	Georgia Tech	45 48	106	H	Kentucky	62 57
				49	N	Southern California	57 72	75	H	UAB	51 59	119	A	Ole Miss	56 65
								98	A	Tulane	44 62	122	A	UTEP	54 45
												123	A	Vanderbilt	65 54
												163	H	Southern Miss.	53 61
												176	H	Charlotte	64 45
												192	H	Troy	73 57
												193	H	Louisiana Tech	49 66
												244	A	UNC Asheville	72 57
												251	H	North Texas	56 48
												262	H	Lipscomb	72 48
												290	N	Cani si us	55 45
												291	H	Coppin St.	69 39
												304	A	UTSA	62 47
												328	H	Tennessee Tech	58 44
												330	A	Marshall	73 57

LAST 12 Division I GAMES:															
193	H	Louisiana Tech	49 66	304	A	UTSA	62 47								
176	H	Charlotte	64 45	75	H	UAB	51 59								
330	A	Marshall	73 57	45	A	Western Ky.	43 57								
163	H	Southern Miss.	53 61	106	H	Kentucky	62 57								
251	H	North Texas	56 48	290	N	Cani si us	55 45								
122	A	UTEP	54 45	49	N	Southern California	57 72								

Non-Div I Games:

Middle Tenn.

Average RPI Win:	234	WON-LOST	WINNING	LAST 10	STRENGTH OF	OPP. STRENGTH	TEAM	ADJ.	CONF.	ADJ CONF.
Average RPI Loss:	81	RECORD	PCT. RANK	GAMES	SCHEDULE	OF SCHEDULE	RPI	RPI	RPI	RPI
DIV. I ONLY	17- 7	63	7- 3	264	145	114	114	11	11	
DIV. I NON-CONF.	9- 3	61	0- 0	284	156	113	113	13	13	

TOTALS	RPI 1-25	RPI 26-50	W-L RECORDS	RPI 51-100	RPI 101-999	RPI 201+				
17- 7	0- 1	0- 2	OVERALL	1- 3	16- 1	11- 1				
7- 3	0- 0	0- 1	HOME	1- 1	6- 1	5- 1				
9- 3	0- 1	0- 0	AWAY	0- 2	9- 0	6- 0				
1- 1	0- 0	0- 1	NEUTRAL	0- 0	1- 0	0- 0				
9- 3	0- 0	0- 2	NON-CONFERENCE	0- 1	9- 0	5- 0				
3- 1	0- 0	0- 1	HOME	0- 0	3- 0	3- 0				
5- 1	0- 0	0- 0	AWAY	0- 1	5- 0	2- 0				
1- 1	0- 0	0- 1	NEUTRAL	0- 0	1- 0	0- 0				
8- 4	0- 1	0- 0	CONFERENCE	1- 2	7- 1	6- 1				
4- 2	0- 0	0- 0	HOME	1- 1	3- 1	2- 1				
4- 2	0- 1	0- 0	AWAY	0- 1	4- 0	4- 0				
0- 0	0- 0	0- 0	NEUTRAL	0- 0	0- 0	0- 0				

RPI	S	Opponent	Score	RPI	S	Opponent	Score	RPI	S	Opponent	Score	RPI	S	Opponent	Score	Team's RPI: 114
13	A	Green Bay	29 52	31	H	Marquette	68 83	63	H	IUPUI	68 70	104	A	Western Ill.	77 67	
				43	N	Houston	59 74	86	A	Drake	73 77	124	H	Cleveland St.	79 72	
								93	A	Wright St.	51 56	183	N	CSUN	58 50	
								93	H	Wright St.	59 53	186	A	Wisconsin	67 64	
												189	A	Northwestern	66 57	
												210	A	Oakland	74 62	
												225	H	Youngstown St.	62 61	
												237	A	Northern Ky.	52 49	
												237	H	Northern Ky.	57 60	
												267	H	Illinois St.	61 59	
												268	H	North Dakota St.	74 38	
												292	H	Loyola Chicago	63 41	
												308	A	Detroit Mercy	70 61	
												314	A	Ill.-Chicago	76 53	
												314	H	Ill.-Chicago	59 44	
												318	A	Fort Wayne	60 48	
												345	A	Chicago St.	84 59	

LAST 12 Division I GAMES:																
				237	H	Northern Ky.	57 60	314	A	Ill.-Chicago	76 53					
				93	H	Wright St.	59 53	225	H	Youngstown St.	62 61					
				314	H	Ill.-Chicago	59 44	124	H	Cleveland St.	79 72					
				63	H	IUPUI	68 70	13	A	Green Bay	29 52					
				308	A	Detroit Mercy	70 61	93	A	Wright St.	51 56					
				210	A	Oakland	74 62	237	A	Northern Ky.	52 49					

Non-Div I Games:

Milwaukee

Average RPI Win:	168	WON-LOST	WINNING	LAST 10	STRENGTH OF	OPP. STRENGTH	TEAM	ADJ.	CONF.	ADJ CONF.
Average RPI Loss:	67	RECORD	PCT. RANK	GAMES	SCHEDULE	OF SCHEDULE	RPI	RPI	RPI	RPI
DIV. I ONLY	17- 6	53	6- 4	140	47	53	53	3	3	
DIV. I NON-CONF.	11- 2	22	2- 0	285	121	75	75	4	4	

TOTALS	RPI 1-25	RPI 26-50	W-L RECORDS	RPI 51-100	RPI 101-999	RPI 201+				
17- 6	1- 3	0- 0	OVERALL	3- 2	13- 1	5- 1				
10- 1	1- 0	0- 0	HOME	1- 1	8- 0	4- 0				
6- 5	0- 3	0- 0	AWAY	2- 1	4- 1	1- 1				
1- 0	0- 0	0- 0	NEUTRAL	0- 0	1- 0	0- 0				
11- 2	0- 0	0- 0	NON-CONFERENCE	1- 1	10- 1	5- 1				
7- 0	0- 0	0- 0	HOME	0- 0	7- 0	4- 0				
3- 2	0- 0	0- 0	AWAY	1- 1	2- 1	1- 1				
1- 0	0- 0	0- 0	NEUTRAL	0- 0	1- 0	0- 0				
6- 4	1- 3	0- 0	CONFERENCE	2- 1	3- 0	0- 0				
3- 1	1- 0	0- 0	HOME	1- 1	1- 0	0- 0				
3- 3	0- 3	0- 0	AWAY	1- 0	2- 0	0- 0				
0- 0	0- 0	0- 0	NEUTRAL	0- 0	0- 0	0- 0				

RPI	S	Opponent	Score	RPI	S	Opponent	Score	RPI	S	Opponent	Score	RPI	S	Opponent	Score
5	A	Ohio St.	75 91					57	H	Nebraska	74 79	102	N	Wake Forest	93 81
14	A	Rutgers	70 80					59	H	Michigan St.	83 77	126	A	Georgetown	73 63
22	A	Iowa	84 92					80	A	Penn St.	91 71	157	H	Lehigh	107 73
22	H	Iowa	77 72					91	A	North Carolina	83 88	161	H	Cal Poly	112 68
								99	A	UNLV	79 72	186	A	Wisconsin	71 61
												186	H	Wisconsin	90 65
												189	A	Northwestern	90 63
												196	H	Boston College	78 68
												207	H	Xavier	74 62
												208	H	Eastern Mich.	80 56
												213	A	San Diego	69 72
												242	H	UC Riverside	101 75
												300	H	VCU	108 63
												332	A	Rhode Island	82 60

LAST 12 Division I GAMES:															
22	A	Iowa	84 92	59	H	Michigan St.	83 77	5	A	Ohio St.	75 91				
186	A	Wisconsin	71 61	57	H	Nebraska	74 79								
22	H	Iowa	77 72	189	A	Northwestern	90 63								
186	H	Wisconsin	90 65	242	H	UC Riverside	101 75								
14	A	Rutgers	70 80	161	H	Cal Poly	112 68								
80	A	Penn St.	91 71												

Non-Div I Games:

Minnesota

Average RPI Win:	101	WON-LOST	WINNING	LAST 10	STRENGTH OF	OPP. STRENGTH	TEAM	ADJ.	CONF.	ADJ CONF.
Average RPI Loss:	0	RECORD	PCT. RANK	GAMES	SCHEDULE	OF SCHEDULE	RPI	RPI	RPI	RPI
DIV. I ONLY	23- 0	1	10- 0	12	32	3	3	2	2	
DIV. I NON-CONF.	14- 0	1	3- 0	37	33	3	3	2	2	

TOTALS	RPI 1-25	RPI 26-50	W-L RECORDS	RPI 51-100	RPI 101-999	RPI 201+				
23- 0	6- 0	3- 0	OVERALL	5- 0	9- 0	2- 0				
12- 0	1- 0	1- 0	HOME	4- 0	6- 0	2- 0				
6- 0	4- 0	0- 0	AWAY	1- 0	1- 0	0- 0				
5- 0	1- 0	2- 0	NEUTRAL	0- 0	2- 0	0- 0				
14- 0	2- 0	3- 0	NON-CONFERENCE	3- 0	6- 0	2- 0				
8- 0	1- 0	1- 0	HOME	2- 0	4- 0	2- 0				
1- 0	0- 0	0- 0	AWAY	1- 0	0- 0	0- 0				
5- 0	1- 0	2- 0	NEUTRAL	0- 0	2- 0	0- 0				
9- 0	4- 0	0- 0	CONFERENCE	2- 0	3- 0	0- 0				
4- 0	0- 0	0- 0	HOME	2- 0	2- 0	0- 0				
5- 0	4- 0	0- 0	AWAY	0- 0	1- 0	0- 0				
0- 0	0- 0	0- 0	NEUTRAL	0- 0	0- 0	0- 0				

RPI	S	Opponent	Score	RPI	S	Opponent	Score	RPI	S	Opponent	Score	RPI	S	Opponent	Score
7	H	Oregon	90 79	29	H	Virginia	68 53	55	H	Oklahoma St.	79 76	119	A	Ole Miss	69 49
9	A	Tennessee	71 52	33	N	Arizona St.	65 57	81	H	Maine	83 43	119	H	Ole Miss	76 45
13	N	Green Bay	67 46	38	N	Syracuse	76 65	87	H	Arkansas	111 69	128	H	Little Rock	86 48
15	A	Missouri	57 53					99	A	UNLV	103 63	150	N	Louisiana	94 37
20	A	Georgia	86 62					100	H	Alabama	75 61	163	H	Southern Miss.	91 56
25	A	LSU	83 70									178	H	Florida	90 53
												190	N	Columbia	90 54
												317	H	Georgia St.	106 50
												341	H	Mississippi Val.	112 36

LAST 12 Division I GAMES:															
15	A	Missouri	57 53	25	A	LSU	83 70	87	H	Arkansas	111 69	20	A	Georgia	86 62
119	A	Ole Miss	69 49					341	H	Mississippi Val.	112 36	38	N	Syracuse	76 65
178	H	Florida	90 53					99	A	UNLV	103 63				
9	A	Tennessee	71 52												
100	H	Alabama	75 61												
119	H	Ole Miss	76 45												

Non-Div I Games:

Mi ssi ssi ppi St.

Average RPI Win:	295	WON-LOST	WINNING	LAST 10	STRENGTH OF	OPP. STRENGTH	TEAM	ADJ.	CONF.	ADJ CONF.
Average RPI Loss:	202	RECORD	PCT. RANK	GAMES	SCHEDULE	OF SCHEDULE	RPI	RPI	RPI	RPI
DIV. I ONLY	1- 21	346	1- 9	254	304	341	341	32	32	
DIV. I NON-CONF.	0- 12	337	0- 2	78	174	297	297	32	32	
<hr/>										
TOTALS	RPI 1-25	RPI 26-50	W-L RECORDS	RPI 51-100	RPI 101-999	RPI 201+				
1- 21	0- 1	0- 2	OVERALL	0- 3	1- 15	1- 12				
1- 6	0- 0	0- 0	HOME	0- 0	1- 6	1- 5				
0- 10	0- 0	0- 0	AWAY	0- 0	0- 0	0- 0				
0- 5	0- 0	0- 1	NEUTRAL	0- 2	0- 2	0- 2				
0- 12	0- 1	0- 2	NON-CONFERENCE	0- 3	0- 6	0- 4				
0- 1	0- 0	0- 0	HOME	0- 0	0- 1	0- 1				
0- 6	0- 1	0- 1	AWAY	0- 1	0- 3	0- 1				
0- 5	0- 0	0- 1	NEUTRAL	0- 2	0- 2	0- 2				
1- 9	0- 0	0- 0	CONFERENCE	0- 0	1- 9	1- 8				
1- 5	0- 0	0- 0	HOME	0- 0	1- 5	1- 4				
0- 4	0- 0	0- 0	AWAY	0- 0	0- 4	0- 4				
0- 0	0- 0	0- 0	NEUTRAL	0- 0	0- 0	0- 0				

RPI 1-25				RPI 26-50				RPI 51-100				RPI 101+ Team's RPI: 341			
RPI	S	Opponent	Score	RPI	S	Opponent	Score	RPI	S	Opponent	Score	RPI	S	Opponent	Score
3	A	Mississippi St.	36 112	44	N	Dayton	46 65	59	N	Michigan St.	64 83	131	A	Colorado	48 85
				45	A	Western Ky.	48 87	75	A	UAB	72 87	163	A	Southern Miss.	69 84
								86	N	Drake	60 96	199	H	Southern U.	54 70
												246	A	Texas Southern	39 55
												247	H	Grambling	62 64
												256	H	Nicholls St.	57 62
												266	A	Prairie View	73 78
												278	H	Alcorn	70 76
												289	N	Massachusetts	46 85
												295	H	Jackson St.	72 61
												301	A	Alabama St.	41 76
												301	H	Alabama St.	62 70
												304	N	UTSA	55 68
												307	A	Murray St.	63 64
												313	A	Alabama A&M	48 65
												338	H	Ark.-Pine Bluff	59 64
<hr/>															
LAST 12 Division I GAMES:															
301	H	Alabama St.	62 70	278	H	Alcorn	70 76	313	A	Alabama A&M	48 65	301	A	Alabama St.	41 76
247	H	Grambling	62 64	301	A	Alabama St.	41 76	338	H	Ark.-Pine Bluff	59 64	3	A	Mississippi St.	36 112
295	H	Jackson St.	72 61	59	N	Michigan St.	64 83								
266	A	Prairie View	73 78												
246	A	Texas Southern	39 55												
199	H	Southern U.	54 70												

Non-Div I Games:

Mississippi Val.

M
i
s
s
o
u
r
i

Missouri					Through Games Of Feb. 4, 2018						
Average RPI	Win:	121	WON-LOST	WINNING	LAST 10	STRENGTH OF	OPP. STRENGTH	TEAM	ADJ.	CONF.	ADJ CONF.
Average RPI	Loss:	23	RECORD	PCT. RANK	GAMES	SCHEDULE	OF SCHEDULE	RPI	RPI	RPI	RPI
DIV. I ONLY		17- 5	39	6- 4	20	23	15	15	2	2	
DIV. I NON-CONF.		12- 1	6	3- 0	82	37	13	13	2	2	

TOTALS		RPI 1-25		RPI 26-50	W-L RECORDS		RPI 51-100	RPI 101-999		RPI 201+	
17- 5		1- 4		1- 1	OVERALL		7- 0	8- 0		3- 0	
8- 2		1- 2		0- 0	HOME		4- 0	3- 0		1- 0	
5- 2		0- 2		1- 0	AWAY		1- 0	3- 0		0- 0	
4- 1		0- 0		0- 1	NEUTRAL		2- 0	2- 0		2- 0	
12- 1		0- 0		1- 1	NON-CONFERENCE		5- 0	6- 0		3- 0	
6- 0		0- 0		0- 0	HOME		3- 0	3- 0		1- 0	
2- 0		0- 0		1- 0	AWAY		0- 0	1- 0		0- 0	
4- 1		0- 0		0- 1	NEUTRAL		2- 0	2- 0		2- 0	
5- 4		1- 4		0- 0	CONFERENCE		2- 0	2- 0		0- 0	
2- 2		1- 2		0- 0	HOME		1- 0	0- 0		0- 0	
3- 2		0- 2		0- 0	AWAY		1- 0	2- 0		0- 0	
0- 0		0- 0		0- 0	NEUTRAL		0- 0	0- 0		0- 0	

RPI 1-25				Team's RPI: 15				RPI 26-50				RPI 51-100				RPI 101+			
RPI	S	Opponent	Score		RPI	S	Opponent	Score		RPI	S	Opponent	Score		RPI	S	Opponent	Score	
3	H	Mississippi St.	53	57	37	A	Cal i forn i a	55	52	62	N	Qui nni pi ac	66	51	117	A	Mi ssouri St.	69	59
20	A	Georgi a	50	62	45	N	Western Ky.	76	79	72	N	Indi ana	75	55	119	A	Ole Mi ss	67	48
23	A	South Carol i na	54	64						87	H	Arkansas	88	54	123	A	Vanderbi l t	81	70
23	H	South Carol i na	83	74						88	H	Kansas St.	73	59	132	H	SIUE	78	48
25	H	LSU	65	69						89	H	Sai nt Loui s	70	58	200	H	Ill i noi s	72	55
										93	H	Wright St.	82	80	207	N	Xavi er	74	48
										100	A	Al abama	62	56	224	H	New OrLeans	81	45
															291	N	Coppi n St.	73	50
LAST 12 Di vi si on I GAMES:																			
3	H	Mississippi St.	53	57	23	H	South Carol i na	83	74										
23	A	South Carol i na	54	64	25	H	LSU	65	69										
20	A	Georgi a	50	62	100	A	Al abama	62	56										
87	H	Arkansas	88	54	200	H	Ill i noi s	72	55										
119	A	Ole Mi ss	67	48	207	N	Xavi er	74	48										
123	A	Vanderbi l t	81	70	72	N	Indi ana	75	55										

Non-Di v I Games:

Mi ssouri

M
i
s
s
o
u
r
i

Average RPI Win:	232	WON-LOST	WINNING	LAST 10	STRENGTH OF	OPP. STRENGTH	TEAM	ADJ.	CONF.	ADJ CONF.
Average RPI Loss:	85	RECORD	PCT. RANK	GAMES	SCHEDULE	OF SCHEDULE	RPI	RPI	RPI	RPI
DIV. I ONLY	11- 10	160	7- 3	113	165	117	117	24	24	
DIV. I NON-CONF.	3- 7	254	0- 1	19	64	159	159	22	22	

TOTALS	RPI 1-25	RPI 26-50	W-L RECORDS	RPI 51-100	RPI 101-999	RPI 201+				
11- 10	0- 2	0- 1	OVERALL	0- 4	11- 3	7- 0				
6- 2	0- 1	0- 0	HOME	0- 1	6- 0	3- 0				
5- 6	0- 0	0- 1	AWAY	0- 2	5- 3	4- 0				
0- 2	0- 1	0- 0	NEUTRAL	0- 1	0- 0	0- 0				
3- 7	0- 2	0- 1	NON-CONFERENCE	0- 2	3- 2	1- 0				
3- 1	0- 1	0- 0	HOME	0- 0	3- 0	1- 0				
0- 4	0- 0	0- 1	AWAY	0- 1	0- 2	0- 0				
0- 2	0- 1	0- 0	NEUTRAL	0- 1	0- 0	0- 0				
8- 3	0- 0	0- 0	CONFERENCE	0- 2	8- 1	6- 0				
3- 1	0- 0	0- 0	HOME	0- 1	3- 0	2- 0				
5- 2	0- 0	0- 0	AWAY	0- 1	5- 1	4- 0				
0- 0	0- 0	0- 0	NEUTRAL	0- 0	0- 0	0- 0				

RPI 1-25				RPI 26-50				RPI 51-100				RPI 101+ Team's RPI: 117			
RPI	S	Opponent	Score	RPI	S	Opponent	Score	RPI	S	Opponent	Score	RPI	S	Opponent	Score
8	N	Bayl or	58 100	40	A	Bal l St.	58 70	86	A	Drake	65 84	128	A	Little Rock	51 63
15	H	Missouri	59 69					86	H	Drake	68 80	140	A	Southern Ill.	69 71
								90	N	Penn	60 65	153	A	UNI	57 52
								100	A	Al abama	61 65	153	H	UNI	62 52
												154	A	Wi chi ta St.	58 72
												154	H	Wi chi ta St.	94 71
												189	H	Northwestern	90 59
												205	H	Oral Roberts	76 66
												245	A	Bradley	71 65
												255	A	Indiana St.	77 63
												267	A	Illinois St.	56 50
												288	H	Valparaiso	83 60
												292	H	Loyola Chicago	75 36
												348	A	Evansville	95 65
LAST 12 Division I GAMES:															
				86	A	Drake	65 84	267	A	Illinois St.	56 50				
				153	A	UNI	57 52	153	H	UNI	62 52				
				140	A	Southern Ill.	69 71	86	H	Drake	68 80				
				292	H	Loyola Chicago	75 36	348	A	Evansville	95 65				
				288	H	Valparaiso	83 60	255	A	Indiana St.	77 63				
				245	A	Bradley	71 65	100	A	Al abama	61 65				

Non-Div I Games: Central Mo. 62 36

Missouri St.

RPI 1-25				RPI 26-50				RPI 51-100				RPI 101+				Team's RPI: 293	
RPI	S	Opponent	Score	RPI	S	Opponent	Score	RPI	S	Opponent	Score	RPI	S	Opponent	Score		
								62	H	Quinnipiac	55	76	111	A	Jacksonville	65	74
								64	H	Virginia Tech	34	84	112	H	George Washington	45	59
								66	H	Albany (NY)	44	68	147	A	Robert Morris	38	56
								84	A	Navy	49	73	149	A	Clemson	54	57
													157	H	Lehigh	57	75
													169	A	Marist	46	69
													236	N	North Florida	67	57
													250	A	Manhattan	53	63
													253	A	Fairfield	55	61
													258	A	Fairleigh Dickinson	61	78
													276	H	Rider	63	56
													281	H	Sacred Heart	69	64
													290	H	Canisius	48	60
													337	A	Iona	62	56
													337	H	Iona	68	56
													342	A	Saint Peter's	47	67
													342	H	Saint Peter's	51	44
LAST 12 Division I GAMES:																	
				276	H	Rider	63	56	337	A	Iona	62	56				
				250	A	Manhattan	53	63	342	H	Saint Peter's	51	44				
				342	A	Saint Peter's	47	67	253	A	Fairfield	55	61				
				337	H	Iona	68	56	169	A	Marist	46	69				
				290	H	Canisius	48	60	112	H	George Washington	45	59				
				62	H	Quinnipiac	55	76	64	H	Virginia Tech	34	84				

Monmouth

Average RPI Win:	251	WON-LOST	WINNING	LAST 10	STRENGTH OF	OPP. STRENGTH	TEAM	ADJ.	CONF.	ADJ CONF.
Average RPI Loss:	115	RECORD	PCT. RANK	GAMES	SCHEDULE	OF SCHEDULE	RPI	RPI	RPI	RPI
DIV. I ONLY	11- 10	160	7- 3	285	114	226	226	19	19	
DIV. I NON-CONF.	3- 7	254	0- 0	155	184	275	275	15	15	

TOTALS	RPI 1-25	RPI 26-50	W-L RECORDS	RPI 51-100	RPI 101-999	RPI 201+				
11- 10	0- 0	0- 4	OVERALL	0- 1	11- 5	7- 3				
8- 4	0- 0	0- 2	HOME	0- 0	8- 2	5- 1				
3- 4	0- 0	0- 1	AWAY	0- 1	3- 2	2- 1				
0- 2	0- 0	0- 1	NEUTRAL	0- 0	0- 1	0- 1				
3- 7	0- 0	0- 2	NON-CONFERENCE	0- 1	3- 4	2- 2				
3- 3	0- 0	0- 1	HOME	0- 0	3- 2	2- 1				
0- 2	0- 0	0- 0	AWAY	0- 1	0- 1	0- 0				
0- 2	0- 0	0- 1	NEUTRAL	0- 0	0- 1	0- 1				
8- 3	0- 0	0- 2	CONFERENCE	0- 0	8- 1	5- 1				
5- 1	0- 0	0- 1	HOME	0- 0	5- 0	3- 0				
3- 2	0- 0	0- 1	AWAY	0- 0	3- 1	2- 1				
0- 0	0- 0	0- 0	NEUTRAL	0- 0	0- 0	0- 0				

RPI 1-25				RPI 26-50				RPI 51-100				RPI 101+				Team's RPI: 226	
RPI	S	Opponent	Score	RPI	S	Opponent	Score	RPI	S	Opponent	Score	RPI	S	Opponent	Score		
				31	N	Marquette	68 87	76	A	Wyoming	62 67	106	H	Kentucky	54 71		
				32	A	Northern Colo.	50 68					125	H	SFA	60 52		
				32	H	Northern Colo.	58 64					146	A	Fresno St.	58 61		
				42	H	Gonzaga	55 70					155	H	Portland St.	69 53		
												158	A	North Dakota	54 43		
												158	H	North Dakota	53 51		
												206	H	Seattle U	64 78		
												219	A	Montana St.	64 81		
												255	N	Indiana St.	45 57		
												284	H	Sacramento St.	68 59		
												298	H	Cal St. Fullerton	68 47		
												303	A	Southern Utah	74 65		
												303	H	Southern Utah	81 71		
												322	A	Northern Ariz.	69 52		
												322	H	Northern Ariz.	70 62		
												335	H	Long Beach St.	67 60		
LAST 12 Division I GAMES:																	
				158	H	North Dakota	53 51					284	H	Sacramento St.	68 59		
				32	H	Northern Colo.	58 64					32	A	Northern Colo.	50 68		
				322	A	Northern Ariz.	69 52					158	A	North Dakota	54 43		
				303	A	Southern Utah	74 65					303	H	Southern Utah	81 71		
				219	A	Montana St.	64 81					322	H	Northern Ariz.	70 62		
				155	H	Portland St.	69 53					206	H	Seattle U	64 78		

Non-Div I Games: Rocky Mountain 54 38

Montana

Average RPI Win:	249	WON-LOST	WINNING	LAST 10	STRENGTH OF	OPP. STRENGTH	TEAM	ADJ.	CONF.	ADJ CONF.
Average RPI Loss:	135	RECORD	PCT. RANK	GAMES	SCHEDULE	OF SCHEDULE	RPI	RPI	RPI	RPI
DIV. I ONLY	11- 9	144	6- 4	320	111	219	219	19	19	
DIV. I NON-CONF.	4- 5	202	0- 1	249	205	204	204	15	15	

TOTALS	RPI 1-25	RPI 26-50	W-L RECORDS	RPI 51-100	RPI 101-999	RPI 201+				
11- 9	0- 0	0- 3	OVERALL	1- 0	10- 6	8- 2				
7- 2	0- 0	0- 1	HOME	1- 0	6- 1	4- 0				
3- 6	0- 0	0- 2	AWAY	0- 0	3- 4	3- 2				
1- 1	0- 0	0- 0	NEUTRAL	0- 0	1- 1	1- 0				
4- 5	0- 0	0- 1	NON-CONFERENCE	1- 0	3- 4	2- 2				
2- 0	0- 0	0- 0	HOME	1- 0	1- 0	0- 0				
1- 4	0- 0	0- 1	AWAY	0- 0	1- 3	1- 2				
1- 1	0- 0	0- 0	NEUTRAL	0- 0	1- 1	1- 0				
7- 4	0- 0	0- 2	CONFERENCE	0- 0	7- 2	6- 0				
5- 2	0- 0	0- 1	HOME	0- 0	5- 1	4- 0				
2- 2	0- 0	0- 1	AWAY	0- 0	2- 1	2- 0				
0- 0	0- 0	0- 0	NEUTRAL	0- 0	0- 0	0- 0				

RPI S Opponent	Score	RPI S Opponent	Score	RPI S Opponent	Score	RPI S Opponent	Score	Team's RPI: 219
32 A Northern Colo.	69 82	32 H Northern Colo.	63 78	76 H Wyoming	50 46	118 A BYU	54 75	
32 H Northern Colo.	63 78					125 H SFA	59 54	
49 A Southern Cal i forni a	47 98					155 H Portland St.	60 69	
						158 A North Dakota	70 79	
						158 H North Dakota	72 56	
						188 N Nevada	53 67	
						226 H Montana	81 64	
						233 A Omaha	53 64	
						252 A Hawai i	75 81	
						284 H Sacramento St.	85 50	
						287 N Utah St.	64 52	
						303 A Southern Utah	63 57	
						303 H Southern Utah	91 71	
						322 A Northern Ari z.	78 56	
						322 H Northern Ari z.	81 39	
						335 A Long Beach St.	62 51	

LAST 12 Division I GAMES:								
32 H Northern Colo.	63 78	155 H Portland St.	60 69					
158 H North Dakota	72 56	158 A North Dakota	70 79					
303 A Southern Utah	63 57	32 A Northern Colo.	69 82					
322 A Northern Ari z.	78 56	322 H Northern Ari z.	81 39					
226 H Montana	81 64	303 H Southern Utah	91 71					
284 H Sacramento St.	85 50	118 A BYU	54 75					

Non-Div I Games: Mont. St. Billings 67 47 Providence (MT) 66 31

Montana St.

Average RPI Win:	284	WON-LOST	WINNING	LAST 10	STRENGTH OF	OPP. STRENGTH	TEAM	ADJ.	CONF.	ADJ CONF.
Average RPI Loss:	144	RECORD	PCT. RANK	GAMES	SCHEDULE	OF SCHEDULE	RPI	RPI	RPI	RPI
DIV. I ONLY	15- 8	83	7- 3	337	296	215	215	26	26	
DIV. I NON-CONF.	7- 4	102	0- 0	337	289	227	227	27	27	

TOTALS	RPI 1-25	RPI 26-50	W-L RECORDS	RPI 51-100	RPI 101-999	RPI 201+				
15- 8	0- 0	0- 1	OVERALL	0- 1	15- 6	14- 2				
5- 5	0- 0	0- 0	HOME	0- 1	5- 4	4- 2				
10- 3	0- 0	0- 0	AWAY	0- 0	10- 0	10- 0				
0- 0	0- 0	0- 0	NEUTRAL	0- 0	0- 0	0- 0				
7- 4	0- 0	0- 1	NON-CONFERENCE	0- 0	7- 3	6- 2				
2- 2	0- 0	0- 0	HOME	0- 0	2- 2	1- 2				
5- 2	0- 0	0- 1	AWAY	0- 0	5- 1	5- 0				
0- 0	0- 0	0- 0	NEUTRAL	0- 0	0- 0	0- 0				
8- 4	0- 0	0- 0	CONFERENCE	0- 1	8- 3	8- 0				
3- 3	0- 0	0- 0	HOME	0- 1	3- 2	3- 0				
5- 1	0- 0	0- 0	AWAY	0- 0	5- 1	5- 0				
0- 0	0- 0	0- 0	NEUTRAL	0- 0	0- 0	0- 0				

RPI 1-25				RPI 26-50				RPI 51-100				RPI 101+				Team's RPI: 215
RPI	S	Opponent	Score	RPI	S	Opponent	Score	RPI	S	Opponent	Score	RPI	S	Opponent	Score	
				46	A	West Virginia	56 66	68	H	Belmont	62 83	106	A	Kentucky	53 86	
												132	H	SIUE	51 66	
												140	H	Southern Ill.	85 81	
												173	A	Jacksonville St.	64 70	
												173	H	Jacksonville St.	65 67	
												212	A	UT Martin	81 76	
												217	H	Gardner-Webb	60 68	
												221	A	Southeast Mo. St.	59 56	
												230	A	Austin Peay	66 59	
												236	H	North Florida	56 61	
												262	A	Lipscomb	75 55	
												284	H	Sacramento St.	75 71	
												286	A	St. Francis Brooklyn	73 59	
												290	A	Canisius	76 52	
												307	A	Murray St.	82 80	
												328	A	Tennessee Tech	74 67	
												328	H	Tennessee Tech	53 51	
												336	H	Tennessee St.	97 81	
												345	A	Chicago St.	79 40	
												346	H	Eastern Ill.	89 81	
												348	A	Evansville	82 75	

LAST 12 Division I GAMES:																
				68	H	Belmont	62 83	212	A	UT Martin	81 76					
				336	H	Tennessee St.	97 81	221	A	Southeast Mo. St.	59 56					
				230	A	Austin Peay	66 59	132	H	SIUE	51 66					
				307	A	Murray St.	82 80	346	H	Eastern Ill.	89 81					
				328	H	Tennessee Tech	53 51	173	A	Jacksonville St.	64 70					
				173	H	Jacksonville St.	65 67	328	A	Tennessee Tech	74 67					

Non-Div I Games: Brescia 120 41 Ky. Christian 115 39

Morehead St.

Average RPI Win: 310
 Average RPI Loss: 176

WON-LOST
 RECORD

WINNING
 PCT. RANK

LAST 10
 GAMES

STRENGTH OF
 SCHEDULE

OPP. STRENGTH
 OF SCHEDULE

TEAM
 RPI

ADJ.
 RPI

CONF.
 RPI

ADJ CONF.
 RPI

DIV. I ONLY	10- 10	172	6- 4	344	303	263	263	31	31
DIV. I NON-CONF.	5- 6	187	1- 2	279	186	212	212	31	31
TOTALS	RPI 1-25	RPI 26-50	W-L RECORDS	RPI 51-100	RPI 101-999	RPI 201+			
10- 10	0- 1	0- 3	OVERALL	0- 0	10- 6	10- 5			
7- 1	0- 0	0- 0	HOME	0- 0	7- 1	7- 1			
3- 8	0- 0	0- 0	AWAY	0- 0	3- 0	3- 0			
0- 1	0- 1	0- 0	NEUTRAL	0- 0	0- 0	0- 0			
5- 6	0- 1	0- 3	NON-CONFERENCE	0- 0	5- 2	5- 1			
3- 0	0- 0	0- 0	HOME	0- 0	3- 0	3- 0			
2- 5	0- 0	0- 3	AWAY	0- 0	2- 2	2- 1			
0- 1	0- 1	0- 0	NEUTRAL	0- 0	0- 0	0- 0			
5- 4	0- 0	0- 0	CONFERENCE	0- 0	5- 4	5- 4			
4- 1	0- 0	0- 0	HOME	0- 0	4- 1	4- 1			
1- 3	0- 0	0- 0	AWAY	0- 0	1- 3	1- 3			
0- 0	0- 0	0- 0	NEUTRAL	0- 0	0- 0	0- 0			

RPI 1-25				RPI 26-50				RPI 51-100				RPI 101+ Team's RPI: 263			
RPI	S	Opponent	Score	RPI	S	Opponent	Score	RPI	S	Opponent	Score	RPI	S	Opponent	Score
22	N	Iowa	46 90	38	A	Syracuse	68 95					110	A	Colorado St.	44 60
				44	A	Dayton	52 88					222	A	N. C. A&T	60 67
				46	A	West Virginia	41 84					223	A	Norfolk St.	55 53
												275	H	Mt. St. Mary's	75 67
												291	A	Coppin St.	53 55
												294	H	FIU	62 51
												299	A	Central Conn. St.	61 41
												305	H	UMES	63 50
												326	H	South Carolina St.	65 55
												327	H	Delaware St.	54 62
												330	A	Marshall	68 73
												333	A	N. C. Central	57 60
												340	H	Florida A&M	61 56
												343	H	Savannah St.	73 67
												344	H	NJIT	55 43
												347	A	UMass Lowell	65 59
LAST 12 Division I GAMES:															
223	A	Norfolk St.	55 53	343	H	Savannah St.	73 67								
326	H	South Carolina St.	65 55	340	H	Florida A&M	61 56								
327	H	Delaware St.	54 62	305	H	UMES	63 50								
291	A	Coppin St.	53 55	347	A	UMass Lowell	65 59								
333	A	N. C. Central	57 60	110	A	Colorado St.	44 60								
222	A	N. C. A&T	60 67	46	A	West Virginia	41 84								

Non-Div I Games: Cheyney 123 53 Lincoln (PA) 60 41

Morgan St.

Loss, Non-Conf, S Site, H Home A Away N Neutral

Average RPI Win:	304	WON-LOST	WINNING	LAST 10	STRENGTH OF	OPP. STRENGTH	TEAM	ADJ.	CONF.	ADJ CONF.
Average RPI Loss:	181	RECORD	PCT. RANK	GAMES	SCHEDULE	OF SCHEDULE	RPI	RPI	RPI	RPI
DIV. I ONLY	7- 15	269	3- 7	322	263	307	307	26	26	
DIV. I NON-CONF.	3- 7	254	0- 0	319	235	307	307	27	27	

TOTALS	RPI 1-25	RPI 26-50	W-L RECORDS	RPI 51-100	RPI 101-999	RPI 201+				
7- 15	0- 1	0- 0	OVERALL	0- 3	7- 11	7- 8				
4- 6	0- 0	0- 0	HOME	0- 1	4- 5	4- 3				
3- 9	0- 1	0- 0	AWAY	0- 2	3- 6	3- 5				
0- 0	0- 0	0- 0	NEUTRAL	0- 0	0- 0	0- 0				
3- 7	0- 1	0- 0	NON-CONFERENCE	0- 2	3- 4	3- 3				
2- 2	0- 0	0- 0	HOME	0- 1	2- 1	2- 0				
1- 5	0- 1	0- 0	AWAY	0- 1	1- 3	1- 3				
0- 0	0- 0	0- 0	NEUTRAL	0- 0	0- 0	0- 0				
4- 8	0- 0	0- 0	CONFERENCE	0- 1	4- 7	4- 5				
2- 4	0- 0	0- 0	HOME	0- 0	2- 4	2- 3				
2- 4	0- 0	0- 0	AWAY	0- 1	2- 3	2- 2				
0- 0	0- 0	0- 0	NEUTRAL	0- 0	0- 0	0- 0				

RPI 1-25				RPI 26-50				RPI 51-100				RPI 101+ Team's RPI: 307			
RPI	S	Opponent	Score	RPI	S	Opponent	Score	RPI	S	Opponent	Score	RPI	S	Opponent	Score
4	A	Louisville	51 115					68	A	Belmont	65 70	132	H	SIUE	70 75
								96	H	Butler	59 88	141	H	ETSU	68 96
								100	A	Alabama	47 68	173	A	Jacksonville St.	65 97
												212	A	UT Martin	67 85
												212	H	UT Martin	80 97
												215	H	Morehead St.	80 82
												221	A	Southeast Mo. St.	70 80
												221	H	Southeast Mo. St.	74 85
												231	A	UNCG	63 52
												237	H	Northern Ky.	98 87
												262	A	Lipscomb	64 65
												309	H	Eastern Ky.	75 68
												313	A	Alabama A&M	54 71
												328	A	Tennessee Tech	72 63
												336	A	Tennessee St.	85 73
												341	H	Mississippi Val.	64 63
												346	H	Eastern Ill.	72 61
												348	A	Evansville	81 89

LAST 12 Division I GAMES:															
212	A	UT Martin	67 85	328	A	Tennessee Tech	72 63								
221	A	Southeast Mo. St.	70 80	173	A	Jacksonville St.	65 97								
309	H	Eastern Ky.	75 68	212	H	UT Martin	80 97								
215	H	Morehead St.	80 82	221	H	Southeast Mo. St.	74 85								
336	A	Tennessee St.	85 73	132	H	SIUE	70 75								
68	A	Belmont	65 70	346	H	Eastern Ill.	72 61								

Non-Div I Games: Bethel (TN) 81 76

Murray St.

Loss,
Non-Conf,
S Site,
H Home
A Away
N Neutral

N. C. A&T		Average RPI Win: 292		WON-LOST RECORD		WINNING PCT. RANK		LAST 10 GAMES		STRENGTH OF SCHEDULE		OPP. STRENGTH OF SCHEDULE		TEAM RPI		ADJ. RPI		CONF. RPI		ADJ CONF. RPI	
Average RPI Loss: 99																					
DIV. I ONLY		10- 8		143		7- 1		284		201		222		222		31		31			
DIV. I NON-CONF.		3- 7		254		1- 1		199		65		273		273		31		31			
TOTALS		RPI 1-25		RPI 26-50		W-L RECORDS		RPI 51-100		RPI 101-999		RPI 201+									
10- 8		0- 1		0- 0		OVERALL		0- 4		10- 3		10- 1									
7- 3		0- 1		0- 0		HOME		0- 1		7- 1		7- 0									
3- 3		0- 0		0- 0		AWAY		0- 1		3- 2		3- 1									
0- 2		0- 0		0- 0		NEUTRAL		0- 2		0- 0		0- 0									
3- 7		0- 1		0- 0		NON-CONFERENCE		0- 4		3- 2		3- 1									
3- 2		0- 1		0- 0		HOME		0- 1		3- 0		3- 0									
0- 3		0- 0		0- 0		AWAY		0- 1		0- 2		0- 1									
0- 2		0- 0		0- 0		NEUTRAL		0- 2		0- 0		0- 0									
7- 1		0- 0		0- 0		CONFERENCE		0- 0		7- 1		7- 0									
4- 1		0- 0		0- 0		HOME		0- 0		4- 1		4- 0									
3- 0		0- 0		0- 0		AWAY		0- 0		3- 0		3- 0									
0- 0		0- 0		0- 0		NEUTRAL		0- 0		0- 0		0- 0									

RPI 1-25				RPI 26-50				RPI 51-100				RPI 101+				Team's RPI: 222	
RPI	S	Opponent	Score	RPI	S	Opponent	Score	RPI	S	Opponent	Score	RPI	S	Opponent	Score		
20	H	Georgia	63 73					51	N	Duquesne	60 73	105	A	Auburn	53 63		
								69	H	Elon	59 90	185	H	Hampton	51 63		
								74	N	Harvard	60 64	212	A	UT Martin	63 76		
								77	A	Ohio	65 72	223	H	Norfolk St.	53 51		
												259	A	Howard	76 68		
												263	H	Morgan St.	67 60		
												271	H	Appalachian St.	81 56		
												291	H	Coppin St.	64 63		
												305	A	UMES	57 45		
												321	H	Ga. Southern	60 49		
												324	H	Western Caro.	68 59		
												327	A	Delaware St.	66 48		
												333	H	N.C. Central	67 54		
LAST 12 Division I GAMES:																	
185	H	Hampton	51 63	263	H	Morgan St.	67 60	327	A	Delaware St.	66 48						
223	H	Norfolk St.	53 51	77	A	Ohio	65 72	324	H	Western Caro.	68 59						
333	H	N.C. Central	67 54	20	H	Georgia	63 73	212	A	UT Martin	63 76						
259	A	Howard	76 68														
305	A	UMES	57 45														
291	H	Coppin St.	64 63														

Non-Div I Games: Saint Augustine's 94 42 St. Andrews 90 40

N. C. A&T

Loss, Non-Conf, S Site, H Home A Away N Neutral

Average RPI Win:	311	WON-LOST	WINNING	LAST 10	STRENGTH OF	OPP. STRENGTH	TEAM	ADJ.	CONF.	ADJ CONF.
Average RPI Loss:	212	RECORD	PCT. RANK	GAMES	SCHEDULE	OF SCHEDULE	RPI	RPI	RPI	RPI
DIV. I ONLY	5- 15	294	4- 5	325	302	333	333	31	31	
DIV. I NON-CONF.	1- 11	331	0- 3	292	286	343	343	31	31	

TOTALS	RPI 1-25	RPI 26-50	W-L RECORDS	RPI 51-100	RPI 101-999	RPI 201+				
5- 15	0- 0	0- 1	OVERALL	0- 1	5- 13	5- 11				
4- 3	0- 0	0- 1	HOME	0- 0	4- 2	4- 2				
1- 12	0- 0	0- 0	AWAY	0- 1	1- 11	1- 9				
0- 0	0- 0	0- 0	NEUTRAL	0- 0	0- 0	0- 0				
1- 11	0- 0	0- 1	NON-CONFERENCE	0- 1	1- 9	1- 7				
1- 2	0- 0	0- 1	HOME	0- 0	1- 1	1- 1				
0- 9	0- 0	0- 0	AWAY	0- 1	0- 8	0- 6				
0- 0	0- 0	0- 0	NEUTRAL	0- 0	0- 0	0- 0				
4- 4	0- 0	0- 0	CONFERENCE	0- 0	4- 4	4- 4				
3- 1	0- 0	0- 0	HOME	0- 0	3- 1	3- 1				
1- 3	0- 0	0- 0	AWAY	0- 0	1- 3	1- 3				
0- 0	0- 0	0- 0	NEUTRAL	0- 0	0- 0	0- 0				

RPI	S	Opponent	Score	RPI	S	Opponent	Score	RPI	S	Opponent	Score	RPI	S	Opponent	Score	Team's RPI: 333
50	H	Oregon St.	44	97	69	A	Elon	50	78	110	A	Colorado St.	48	85		
										115	A	Iowa St.	58	99		
										218	A	East Carolina	61	73		
										222	A	N. C. A&T	54	67		
										223	H	Norfolk St.	60	75		
										241	H	Campbell	51	58		
										259	A	Howard	54	69		
										260	A	Presbyterian	60	69		
										263	H	Morgan St.	60	57		
										265	A	UNCW	63	89		
										270	A	Wofford	56	77		
										279	A	Coastal Caro.	65	68		
										291	H	Coppin St.	60	52		
										297	A	USC Upstate	61	66		
										305	A	UMES	73	84		
										327	A	Delaware St.	74	67		
										327	H	Delaware St.	76	60		
										349	H	Longwood	87	75		

LAST 12 Division I GAMES:																
327	H	Delaware St.	76	60	223	H	Norfolk St.	60	75							
222	A	N. C. A&T	54	67	327	A	Delaware St.	74	67							
305	A	UMES	73	84	297	A	USC Upstate	61	66							
259	A	Howard	54	69	241	H	Campbell	51	58							
263	H	Morgan St.	60	57	69	A	Elon	50	78							
291	H	Coppin St.	60	52	260	A	Presbyterian	60	69							

Non-Div I Games: Johnson & Wales (NC) 8 51

N. C. Central

NC State		Average RPI Win: 120		WON-LOST RECORD		WINNING PCT. RANK		LAST 10 GAMES		STRENGTH OF SCHEDULE		OPP. STRENGTH OF SCHEDULE		TEAM RPI		ADJ. RPI		CONF. RPI		ADJ CONF. RPI	
Average RPI Loss: 21																					
DIV. I ONLY		19- 5		30		7- 3		28		19		18		18		1		1			
DIV. I NON-CONF.		11- 2		22		1- 0		81		52		25		25		1		1			
TOTALS		RPI 1-25		RPI 26-50		W-L RECORDS		RPI 51-100		RPI 101-999		RPI 201+									
19- 5		1- 3		1- 2		OVERALL		6- 0		11- 0		2- 0									
12- 2		1- 1		1- 1		HOME		3- 0		7- 0		1- 0									
6- 2		0- 2		0- 0		AWAY		2- 0		4- 0		1- 0									
1- 1		0- 0		0- 1		NEUTRAL		1- 0		0- 0		0- 0									
11- 2		0- 1		0- 1		NON-CONFERENCE		3- 0		8- 0		2- 0									
8- 0		0- 0		0- 0		HOME		2- 0		6- 0		1- 0									
2- 1		0- 1		0- 0		AWAY		0- 0		2- 0		1- 0									
1- 1		0- 0		0- 1		NEUTRAL		1- 0		0- 0		0- 0									
8- 3		1- 2		1- 1		CONFERENCE		3- 0		3- 0		0- 0									
4- 2		1- 1		1- 1		HOME		1- 0		1- 0		0- 0									
4- 1		0- 1		0- 0		AWAY		2- 0		2- 0		0- 0									
0- 0		0- 0		0- 0		NEUTRAL		0- 0		0- 0		0- 0									

RPI 1-25				RPI 26-50				RPI 51-100				RPI 101+			
RPI	S	Opponent	Score	RPI	S	Opponent	Score	RPI	S	Opponent	Score	RPI	S	Opponent	Score
4	H	Louisville	47 55	29	H	Virginia	63 73	64	A	Virginia Tech	68 51	101	H	South Ala.	71 50
6	H	Florida St.	65 56	38	H	Syracuse	60 56	65	H	Georgia Tech	56 43	102	A	Wake Forest	82 68
14	A	Rutgers	53 57	41	N	South Dakota St.	67 75	69	H	Elon	70 57	111	H	Jacksonville	64 44
19	A	Duke	56 69					91	A	North Carolina	66 53	123	A	Vanderbilt	83 72
								98	H	Tulane	79 55	126	H	Georgetown	63 49
								100	N	Alabama	68 49	141	H	ETSU	70 58
												149	A	Clemson	62 41
												152	H	Davidson	73 49
												196	H	Boston College	72 54
												244	H	UNC Asheville	87 55
												312	A	Old Dominion	73 56
LAST 12 Division I GAMES:															
196	H	Boston College	72 54	65	H	Georgia Tech	56 43	19	A	Duke	56 69				
6	H	Florida St.	65 56	29	H	Virginia	63 73	4	H	Louisville	47 55				
149	A	Clemson	62 41	64	A	Virginia Tech	68 51								
102	A	Wake Forest	82 68	123	A	Vanderbilt	83 72								
91	A	North Carolina	66 53												
38	H	Syracuse	60 56												

Non-Div I Games:

NC State

Average RPI Win:	286	WON-LOST	WINNING	LAST 10	STRENGTH OF	OPP. STRENGTH	TEAM	ADJ.	CONF.	ADJ CONF.
Average RPI Loss:	205	RECORD	PCT. RANK	GAMES	SCHEDULE	OF SCHEDULE	RPI	RPI	RPI	RPI
DIV. I ONLY	2- 20	339	1- 9	281	331	344	344	22	22	
DIV. I NON-CONF.	1- 13	336	1- 3	273	341	344	344	21	21	

TOTALS	RPI 1-25	RPI 26-50	W-L RECORDS	RPI 51-100	RPI 101-999	RPI 201+				
2- 20	0- 0	0- 2	OVERALL	0- 1	2- 17	2- 11				
2- 9	0- 0	0- 0	HOME	0- 1	2- 8	2- 7				
0- 11	0- 0	0- 2	AWAY	0- 0	0- 9	0- 4				
0- 0	0- 0	0- 0	NEUTRAL	0- 0	0- 0	0- 0				
1- 13	0- 0	0- 1	NON-CONFERENCE	0- 1	1- 11	1- 7				
1- 6	0- 0	0- 0	HOME	0- 1	1- 5	1- 5				
0- 7	0- 0	0- 1	AWAY	0- 0	0- 6	0- 2				
0- 0	0- 0	0- 0	NEUTRAL	0- 0	0- 0	0- 0				
1- 7	0- 0	0- 1	CONFERENCE	0- 0	1- 6	1- 4				
1- 3	0- 0	0- 0	HOME	0- 0	1- 3	1- 2				
0- 4	0- 0	0- 1	AWAY	0- 0	0- 3	0- 2				
0- 0	0- 0	0- 0	NEUTRAL	0- 0	0- 0	0- 0				

RPI 1-25				RPI 26-50				RPI 51-100				RPI 101+ Team's RPI: 344			
RPI	S	Opponent	Score	RPI	S	Opponent	Score	RPI	S	Opponent	Score	RPI	S	Opponent	Score
				36	A	FGCU	66 90	90	H	Penn	38 77	111	H	Jacksonville	58 88
				41	A	South Dakota St.	48 92					113	A	Dartmouth	50 81
												156	A	Stetson	55 73
												157	A	Lehigh	50 64
												164	A	Binghamton	36 67
												180	A	Army West Point	49 79
												236	H	North Florida	75 65
												258	H	Fairleigh Dickinson	70 74
												262	A	Lipscomb	58 66
												262	H	Lipscomb	58 74
												263	A	Morgan St.	43 55
												264	H	LIU Brooklyn	49 67
												268	A	North Dakota St.	58 105
												272	H	Cornell	46 61
												276	H	Rider	64 79
												296	A	Kennesaw St.	65 80
												297	H	USC Upstate	57 95
												335	H	Long Beach St.	73 57
												342	H	Saint Peter's	52 59

LAST 12 Division I GAMES:															
				262	A	Lipscomb	58 66	36	A	FGCU	66 90				
				296	A	Kennesaw St.	65 80	297	H	USC Upstate	57 95				
				262	H	Lipscomb	58 74	272	H	Cornell	46 61				
				236	H	North Florida	75 65	90	H	Penn	38 77				
				111	H	Jacksonville	58 88	335	H	Long Beach St.	73 57				
				156	A	Stetson	55 73	276	H	Rider	64 79				

Non-Div I Games: St. Joseph's (Brkn)106 42

NJIT

Average RPI Win: 238
Average RPI Loss: 109

Average RPI	Win: 238	WON-LOST	WINNING	LAST 10	STRENGTH OF	OPP. STRENGTH	TEAM	ADJ.	CONF.	ADJ CONF.
Average RPI	Loss: 109	RECORD	PCT. RANK	GAMES	SCHEDULE	OF SCHEDULE	RPI	RPI	RPI	RPI
DIV. I ONLY		17- 4	27	7- 3	279	223	84	84	15	15
DIV. I NON-CONF.		9- 1	19	1- 0	301	292	80	80	18	18

TOTALS	RPI 1-25		RPI 26-50		W-L RECORDS	RPI 51-100	RPI 101-999		RPI 201+	
17- 4	0- 0		0- 0		OVERALL	0- 2	17- 2		14- 0	
11- 0	0- 0		0- 0		HOME	0- 0	11- 0		9- 0	
6- 4	0- 0		0- 0		AWAY	0- 2	6- 2		5- 0	
0- 0	0- 0		0- 0		NEUTRAL	0- 0	0- 0		0- 0	
9- 1	0- 0		0- 0		NON-CONFERENCE	0- 1	9- 0		8- 0	
6- 0	0- 0		0- 0		HOME	0- 0	6- 0		6- 0	
3- 1	0- 0		0- 0		AWAY	0- 1	3- 0		2- 0	
0- 0	0- 0		0- 0		NEUTRAL	0- 0	0- 0		0- 0	
8- 3	0- 0		0- 0		CONFERENCE	0- 1	8- 2		6- 0	
5- 0	0- 0		0- 0		HOME	0- 0	5- 0		3- 0	
3- 3	0- 0		0- 0		AWAY	0- 1	3- 2		3- 0	
0- 0	0- 0		0- 0		NEUTRAL	0- 0	0- 0		0- 0	

RPI 1-25				RPI 26-50				RPI 51-100				Team's RPI: 84				RPI 101+			
RPI	S	Opponent	Score	RPI	S	Opponent	Score	RPI	S	Opponent	Score	RPI	S	Opponent	Score	RPI	S	Opponent	Score
								67	A	Ameri can	41	46	135	A	Bucknel l	39	47		
								78	A	New Mexi co	87	94	157	A	Lehi gh	63	66		
													157	H	Lehi gh	53	50		
													169	A	Marist	77	70		
													180	H	Army West Point	70	44		
													203	A	Boston U.	64	59		
													209	A	Ri chmond	76	56		
													223	H	Norfol k St.	70	51		
													227	H	Loyol a Maryl and	73	44		
													239	H	St. Bonaventure	86	48		
													240	A	Holy Cross	65	58		
													243	H	Lafayette	65	59		
													264	A	LIU Brookl yn	79	47		
													268	H	North Dakota St.	67	54		
													274	A	Col gate	69	42		
													274	H	Col gate	70	54		
													276	H	Ri der	63	44		
													293	H	Monmouth	73	49		
													310	H	Air Force	71	64		
LAST 12 Division I GAMES:																			
				274	A	Col gate	69	42	240	A	Holy Cross	65	58						
				157	H	Lehi gh	53	50	274	H	Col gate	70	54						
				135	A	Bucknel l	39	47	67	A	Ameri can	41	46						
				203	A	Boston U.	64	59	157	A	Lehi gh	63	66						
				243	H	Lafayette	65	59	227	H	Loyol a Maryl and	73	44						
				180	H	Army West Poi nt	70	44	264	A	LIU Brookl yn	79	47						

Navy

Average RPI	Win:	146	WON-LOST	WINNING	LAST 10	STRENGTH OF	OPP. STRENGTH	TEAM	ADJ.	CONF.	ADJ CONF.
Average RPI	Loss:	50	RECORD	PCT. RANK	GAMES	SCHEDULE	OF SCHEDULE	RPI	RPI	RPI	RPI
DIV. I ONLY		17- 7	63	8- 2	55	31	57	57	3	3	
DIV. I NON-CONF.		9- 4	82	0- 1	216	50	126	126	4	4	

TOTALS	RPI 1-25		RPI 26-50		W-L RECORDS		RPI 51-100		RPI 101-999		RPI 201+
17- 7	3- 3		1- 2		OVERALL		3- 1		10- 1		4- 0
8- 6	1- 2		1- 2		HOME		1- 1		5- 1		2- 0
8- 0	2- 0		0- 0		AWAY		2- 0		4- 0		1- 0
1- 1	0- 1		0- 0		NEUTRAL		0- 0		1- 0		1- 0
9- 4	0- 1		0- 1		NON-CONFERENCE		2- 1		7- 1		4- 0
5- 3	0- 0		0- 1		HOME		1- 1		4- 1		2- 0
3- 0	0- 0		0- 0		AWAY		1- 0		2- 0		1- 0
1- 1	0- 1		0- 0		NEUTRAL		0- 0		1- 0		1- 0
8- 3	3- 2		1- 1		CONFERENCE		1- 0		3- 0		0- 0
3- 3	1- 2		1- 1		HOME		0- 0		1- 0		0- 0
5- 0	2- 0		0- 0		AWAY		1- 0		2- 0		0- 0
0- 0	0- 0		0- 0		NEUTRAL		0- 0		0- 0		0- 0

RPI 1-25				RPI 26-50				RPI 51-100				Team's RPI: 57	RPI 101+			
RPI	S	Opponent	Score	RPI	S	Opponent	Score	RPI	S	Opponent	Score		RPI	S	Opponent	Score
5	H	Ohio St.	61 73	34	H	Michigan	64 69	53	A	Minnesota	79 74		132	H	SIUE	62 53
14	A	Rutgers	52 42	35	H	Purdue	75 51	83	H	Washington St.	61 73		136	A	Kansas	66 49
17	H	Maryland	57 64	39	H	Creighton	49 64	86	A	Drake	89 84		149	H	Clemson	66 67
21	N	Buffalo	72 82					87	H	Arkansas	80 69		179	H	Fla. Atlantic	86 69
22	A	Iowa	92 74										189	A	Northwestern	69 59
22	H	Iowa	74 65										200	A	Illinois	80 72
													200	H	Illinois	62 47
													248	A	San Jose St.	81 55
													257	H	UMKC	80 60
													279	N	Coastal Caro.	55 47
													338	H	Ark.-Pine Bluff	73 52

LAST 12 Division I GAMES:																
17	H	Maryland	57 64	34	H	Michigan	64 69	53	A	Minnesota	79 74		132	H	SIUE	62 53
200	H	Illinois	62 47	200	A	Illinois	80 72	189	A	Northwestern	69 59		136	A	Kansas	66 49
22	A	Iowa	92 74	189	A	Northwestern	69 59	53	A	Minnesota	79 74		149	H	Clemson	66 67
35	H	Purdue	75 51	53	A	Minnesota	79 74	5	H	Ohio St.	61 73		179	H	Fla. Atlantic	86 69
14	A	Rutgers	52 42	5	H	Ohio St.	61 73	83	H	Washington St.	61 73		189	A	Northwestern	69 59
22	H	Iowa	74 65	83	H	Washington St.	61 73						200	A	Illinois	80 72

Non-Div I Games:

Nebraska

Average RPI Win: 225
Average RPI Loss: 114

WON-LOST
RECORD

WINNING
PCT. RANK

LAST 10
GAMES

STRENGTH OF
SCHEDULE

OPP. STRENGTH
OF SCHEDULE

TEAM
RPI

ADJ.
RPI

CONF.
RPI

ADJ CONF.
RPI

DIV. I ONLY	10- 10	172	4- 6	174	110	188	188	16	16
DIV. I NON-CONF.	6- 4	122	1- 0	167	93	144	144	14	14
<hr/>									
TOTALS	RPI 1-25	RPI 26-50	W-L RECORDS	RPI 51-100	RPI 101-999	RPI 201+			
10- 10	0- 1	0- 1	OVERALL	0- 4	10- 4	7- 2			
7- 4	0- 1	0- 0	HOME	0- 1	7- 2	5- 1			
2- 5	0- 0	0- 0	AWAY	0- 3	2- 2	1- 1			
1- 1	0- 0	0- 1	NEUTRAL	0- 0	1- 0	1- 0			
6- 4	0- 1	0- 1	NON-CONFERENCE	0- 1	6- 1	5- 1			
4- 2	0- 1	0- 0	HOME	0- 0	4- 1	3- 1			
1- 1	0- 0	0- 0	AWAY	0- 1	1- 0	1- 0			
1- 1	0- 0	0- 1	NEUTRAL	0- 0	1- 0	1- 0			
4- 6	0- 0	0- 0	CONFERENCE	0- 3	4- 3	2- 1			
3- 2	0- 0	0- 0	HOME	0- 1	3- 1	2- 0			
1- 4	0- 0	0- 0	AWAY	0- 2	1- 2	0- 1			
0- 0	0- 0	0- 0	NEUTRAL	0- 0	0- 0	0- 0			

RPI 1-25				RPI 26-50				RPI 51-100				RPI 101+ Team's RPI: 188			
RPI	S	Opponent	Score	RPI	S	Opponent	Score	RPI	S	Opponent	Score	RPI	S	Opponent	Score
1	H	UConn	57 88	50	N	Oregon St.	49 89	76	A	Wyoming	60 66	110	H	Colorado St.	59 65
								76	H	Wyoming	62 65	146	A	Fresno St.	55 68
								78	A	New Mexico	68 72	146	H	Fresno St.	90 73
								85	A	Utah	61 87	155	H	Portland St.	67 55
												191	A	Boise St.	72 68
												206	A	Seattle U	74 65
												214	H	SMU	80 72
												219	N	Montana St.	67 53
												235	H	Pepperdine	72 77
												248	H	San Jose St.	91 63
												273	H	Santa Clara	52 41
												284	H	Sacramento St.	95 68
												287	A	Utah St.	57 79
												310	H	Air Force	70 60
<hr/>															
LAST 12 Division I GAMES:															
110	H	Colorado St.	59 65	310	H	Air Force	70 60	76	A	Wyoming	60 66				
146	A	Fresno St.	55 68	76	A	New Mexico	68 72	78	A	Fresno St.	90 73				
76	H	Wyoming	62 65	146	H	Santa Clara	52 41	273	H	Seattle U	74 65				
191	A	Boise St.	72 68	206	A										
248	H	San Jose St.	91 63												
287	A	Utah St.	57 79												

Non-Div I Games: Stanislaus St. 81 60

Nevada

Loss, Non-Conf, S Site, H Home A Away N Neutral

Average RPI Win: 245		WON-LOST RECORD	WINNING PCT. RANK	LAST 10 GAMES	STRENGTH OF SCHEDULE	OPP. STRENGTH OF SCHEDULE	TEAM RPI	ADJ. RPI	CONF. RPI	ADJ. CONF. RPI
Average RPI Loss: 153										
DIV. I ONLY		14- 8	96	6- 4	287	232	160	160	20	20
DIV. I NON-CONF.		8- 4	87	2- 0	336	212	193	193	24	24
TOTALS		RPI 1-25	RPI 26-50	W-L RECORDS		RPI 51-100	RPI 101-999	RPI 201+		
14- 8	0- 0		0- 0	OVERALL		1- 2	13- 6	11- 2		
7- 2	0- 0		0- 0	HOME		1- 1	6- 1	5- 0		
6- 5	0- 0		0- 0	AWAY		0- 1	6- 4	5- 1		
1- 1	0- 0		0- 0	NEUTRAL		0- 0	1- 1	1- 1		
8- 4	0- 0		0- 0	NON-CONFERENCE		0- 0	8- 4	7- 2		
4- 0	0- 0		0- 0	HOME		0- 0	4- 0	3- 0		
3- 3	0- 0		0- 0	AWAY		0- 0	3- 3	3- 1		
1- 1	0- 0		0- 0	NEUTRAL		0- 0	1- 1	1- 1		
6- 4	0- 0		0- 0	CONFERENCE		1- 2	5- 2	4- 0		
3- 2	0- 0		0- 0	HOME		1- 1	2- 1	2- 0		
3- 2	0- 0		0- 0	AWAY		0- 1	3- 1	2- 0		
0- 0	0- 0		0- 0	NEUTRAL		0- 0	0- 0	0- 0		

RPI 1-25				RPI 26-50				RPI 51-100				RPI 101+ Team's RPI: 160			
RPI	S	Opponent	Score	RPI	S	Opponent	Score	RPI	S	Opponent	Score	RPI	S	Opponent	Score
								66 A Al bany (NY) 53 66				113 A Dartmouth 49 57			
								66 H Al bany (NY) 74 68				133 H Northeastern 65 50			
								81 H Mai ne 46 56				164 A Bi nghamton 63 61			
												164 H Bi nghamton 52 54			
												165 A Hartford 49 85			
												196 A Boston Colle ge 55 64			
												203 H Boston U. 72 57			
												204 A Stony Brook 51 50			
												207 A Xavier 66 71			
												232 N La Salle 51 59			
												250 H Manhattan 68 55			
												253 N Fairfi eld 71 61			
												272 H Cornell I 48 45			
												281 A Sacred Heart 74 47			
												283 A Bryant 74 65			
												315 A Vermont 52 49			
												325 A Wagner 65 53			
												331 H UMBC 56 51			
												347 H UMass Lowell I 66 45			
LAST 12 Division I GAMES:															
66 H Al bany (NY) 74 68				347 H UMass Lowell I 66 45											
165 A Hartford 49 85				164 A Bi nghamton 63 61											
164 H Bi nghamton 52 54				66 A Al bany (NY) 53 66											
81 H Mai ne 46 56				331 H UMBC 56 51											
204 A Stony Brook 51 50				272 H Cornell I 48 45											
315 A Vermont 52 49				281 A Sacred Heart 74 47											

Non-Div I Games:	Colby-Sawyer	64	40
------------------	--------------	----	----

New Hampshire

■ Loss, ■ Non-Conf, S Site, H Home A Away N Neutral

Average RPI Win:	179	WON-LOST	WINNING	LAST 10	STRENGTH OF	OPP. STRENGTH	TEAM	ADJ.	CONF.	ADJ CONF.
Average RPI Loss:	135	RECORD	PCT. RANK	GAMES	SCHEDULE	OF SCHEDULE	RPI	RPI	RPI	RPI
DIV. I ONLY	17- 6	53	5- 5	156	115	78	78	16	16	
DIV. I NON-CONF.	11- 1	13	1- 0	60	103	12	12	14	14	

TOTALS	RPI 1-25	RPI 26-50	W-L RECORDS	RPI 51-100	RPI 101-999	RPI 201+				
17- 6	0- 0	1- 1	OVERALL	1- 2	15- 3	6- 2				
14- 1	0- 0	1- 0	HOME	1- 1	12- 0	4- 0				
3- 5	0- 0	0- 1	AWAY	0- 1	3- 3	2- 2				
0- 0	0- 0	0- 0	NEUTRAL	0- 0	0- 0	0- 0				
11- 1	0- 0	1- 1	NON-CONFERENCE	1- 0	9- 0	3- 0				
9- 0	0- 0	1- 0	HOME	1- 0	7- 0	2- 0				
2- 1	0- 0	0- 1	AWAY	0- 0	2- 0	1- 0				
0- 0	0- 0	0- 0	NEUTRAL	0- 0	0- 0	0- 0				
6- 5	0- 0	0- 0	CONFERENCE	0- 2	6- 3	3- 2				
5- 1	0- 0	0- 0	HOME	0- 1	5- 0	2- 0				
1- 4	0- 0	0- 0	AWAY	0- 1	1- 3	1- 2				
0- 0	0- 0	0- 0	NEUTRAL	0- 0	0- 0	0- 0				

RPI 1-25				RPI 26-50				RPI 51-100				Team's RPI: 78				RPI 101+			
RPI	S	Opponent	Score	RPI	S	Opponent	Score	RPI	S	Opponent	Score	RPI	S	Opponent	Score	RPI	S	Opponent	Score
				30	A	Oklahoma	63 105	76	A	Wyoming	55 66	103	H	Lamar University	90 58				
				31	H	Marquette	88 87	84	H	Navy	94 87	109	H	Western Mich.	88 76				
								99	H	UNLV	66 68	110	A	Colorado St.	71 74				
												122	A	UTEP	59 35				
												146	H	Fresno St.	88 75				
												154	H	Wichita St.	76 62				
												175	H	UC Irvine	83 61				
												188	H	Nevada	72 68				
												191	H	Boise St.	100 83				
												200	H	Illinois	97 68				
												220	H	Texas Tech	90 56				
												234	A	New Mexico St.	101 93				
												234	H	New Mexico St.	86 75				
												248	A	San Jose St.	86 95				
												248	H	San Jose St.	92 62				
												249	A	San Diego St.	89 97				
												287	H	Utah St.	80 47				
												310	A	Air Force	88 59				
LAST 12 Division I GAMES:																			
				248	H	San Jose St.	92 62	76	A	Wyoming	55 66								
				287	H	Utah St.	80 47	248	A	San Jose St.	86 95								
				110	A	Colorado St.	71 74	191	H	Boise St.	100 83								
				249	A	San Diego St.	89 97	188	H	Nevada	72 68								
				99	H	UNLV	66 68	310	A	Air Force	88 59								
				146	H	Fresno St.	88 75	103	H	Lamar University	90 58								

Non-Div I Games: Northern N.M. 107 66

New Mexico

Loss,
Non-Conf, S Site,
H Home
A Away
N Neutral

Average RPI Win:	269	WON-LOST	WINNING	LAST 10	STRENGTH OF	OPP. STRENGTH	TEAM	ADJ.	CONF.	ADJ CONF.
Average RPI Loss:	158	RECORD	PCT. RANK	GAMES	SCHEDULE	OF SCHEDULE	RPI	RPI	RPI	RPI
DIV. I ONLY	10- 9	155	7- 2	286	299	234	234	30	30	
DIV. I NON-CONF.	4- 8	239	2- 2	221	243	259	259	30	30	

TOTALS	RPI 1-25	RPI 26-50	W-L RECORDS	RPI 51-100	RPI 101-999	RPI 201+				
10- 9	0- 0	0- 0	OVERALL	0- 3	10- 6	9- 3				
6- 3	0- 0	0- 0	HOME	0- 1	6- 2	5- 0				
4- 3	0- 0	0- 0	AWAY	0- 1	4- 2	4- 2				
0- 3	0- 0	0- 0	NEUTRAL	0- 1	0- 2	0- 1				
4- 8	0- 0	0- 0	NON-CONFERENCE	0- 3	4- 5	3- 2				
2- 3	0- 0	0- 0	HOME	0- 1	2- 2	1- 0				
2- 2	0- 0	0- 0	AWAY	0- 1	2- 1	2- 1				
0- 3	0- 0	0- 0	NEUTRAL	0- 1	0- 2	0- 1				
6- 1	0- 0	0- 0	CONFERENCE	0- 0	6- 1	6- 1				
4- 0	0- 0	0- 0	HOME	0- 0	4- 0	4- 0				
2- 1	0- 0	0- 0	AWAY	0- 0	2- 1	2- 1				
0- 0	0- 0	0- 0	NEUTRAL	0- 0	0- 0	0- 0				

RPI 1-25				RPI 26-50				RPI 51-100				RPI 101+ Team's RPI: 234			
RPI	S	Opponent	Score	RPI	S	Opponent	Score	RPI	S	Opponent	Score	RPI	S	Opponent	Score
								78	A	New Mexico	75 86	109	H	Western Mi ch.	55 64
								78	H	New Mexico	93 101	122	H	UTEP	76 68
								87	N	Arkansas	60 69	133	N	Northeastern	64 65
												201	H	UC Santa Barbara	47 77
												206	A	Seattle U	59 69
												235	A	Pepperdi ne	86 64
												238	H	CSU Bakersfi el d	56 48
												246	N	Texas Southern	50 66
												254	H	A&M-Corpus Christi	70 61
												257	H	UMKC	70 62
												280	H	Grand Canyon	64 60
												282	A	Ari zona	44 83
												306	A	Utah Valley	82 72
												319	A	UTRGV	79 77
												335	A	Long Beach St.	72 63
												345	H	Chi cago St.	74 59

LAST 12 Di vi si on I GAMES:															
319	A	UTRGV	79 77	345	H	Chi cago St.	74 59	201	H	UC Santa Barbara	47 77				
257	H	UMKC	70 62	335	A	Long Beach St.	72 63	133	N	Northeastern	64 65				
306	A	Utah Valley	82 72	235	A	Pepperdi ne	86 64	282	A	Ari zona	44 83				
206	A	Seattle U	59 69	280	H	Grand Canyon	64 60								

Non-Div I Games: Tex. Permian Basin 85 58 Western N.M. 89 60

New Mexico St.

Average RPI Win:	266	WON-LOST	WINNING	LAST 10	STRENGTH OF	OPP. STRENGTH	TEAM	ADJ.	CONF.	ADJ CONF.
Average RPI Loss:	137	RECORD	PCT. RANK	GAMES	SCHEDULE	OF SCHEDULE	RPI	RPI	RPI	RPI
DIV. I ONLY	10- 12	204	6- 4	252	230	224	224	25	25	
DIV. I NON-CONF.	3- 7	254	0- 0	76	126	195	195	25	25	

TOTALS	RPI 1-25	RPI 26-50	W-L RECORDS	RPI 51-100	RPI 101-999	RPI 201+				
10- 12	0- 1	0- 1	OVERALL	0- 2	10- 8	8- 3				
6- 4	0- 0	0- 1	HOME	0- 0	6- 3	5- 1				
4- 8	0- 0	0- 0	AWAY	0- 1	4- 1	3- 1				
0- 0	0- 0	0- 0	NEUTRAL	0- 0	0- 0	0- 0				
3- 7	0- 1	0- 1	NON-CONFERENCE	0- 2	3- 3	2- 0				
2- 2	0- 0	0- 1	HOME	0- 0	2- 1	1- 0				
1- 5	0- 1	0- 0	AWAY	0- 2	1- 2	1- 0				
0- 0	0- 0	0- 0	NEUTRAL	0- 0	0- 0	0- 0				
7- 5	0- 0	0- 0	CONFERENCE	0- 0	7- 5	6- 3				
4- 2	0- 0	0- 0	HOME	0- 0	4- 2	4- 1				
3- 3	0- 0	0- 0	AWAY	0- 0	3- 3	2- 2				
0- 0	0- 0	0- 0	NEUTRAL	0- 0	0- 0	0- 0				

RPI 1-25				RPI 26-50				RPI 51-100				RPI 101+				Team's RPI: 224
RPI	S	Opponent	Score	RPI	S	Opponent	Score	RPI	S	Opponent	Score	RPI	S	Opponent	Score	
15	A	Missouri	45 81	43	H	Houston	66 78	54	A	Miami (FL)	46 76	101	A	South Ala.	45 67	
								98	A	Tulane	56 79	103	A	Lamar University	77 100	
												120	A	Central Ark.	52 48	
												125	H	SFA	67 74	
												150	A	Louisiana	57 66	
												173	H	Jacksonville St.	54 59	
												183	H	CSUN	76 73	
												202	A	Abilene Christian	70 80	
												246	H	Texas Southern	72 69	
												254	H	A&M-Corpus Christi	66 49	
												256	H	Nicholls St.	61 62	
												277	A	McNeese	77 64	
												302	A	Incarnate Word	72 45	
												302	H	Incarnate Word	52 50	
												320	H	Houston Baptist	70 52	
												323	A	Northwestern St.	47 52	
												323	H	Northwestern St.	81 63	
												334	A	La.-Monroe	89 51	

LAST 12 Division I GAMES:																
256	H	Nicholls St.	61 62	254	H	A&M-Corpus Christi	66 49	125	H	SFA	67 74					
323	A	Northwestern St.	47 52					277	A	McNeese	77 64					
302	A	Incarnate Word	72 45					103	A	Lamar University	77 100					
323	H	Northwestern St.	81 63					320	H	Houston Baptist	70 52					
302	H	Incarnate Word	52 50					202	A	Abilene Christian	70 80					
120	A	Central Ark.	52 48													

Non-Div I Games: Xavier (LA) 85 50

New Orleans

Average RPI Win:	239	WON-LOST	WINNING	LAST 10	STRENGTH OF	OPP. STRENGTH	TEAM	ADJ.	CONF.	ADJ CONF.
Average RPI Loss:	161	RECORD	PCT. RANK	GAMES	SCHEDULE	OF SCHEDULE	RPI	RPI	RPI	RPI
DIV. I ONLY	9- 14	233	5- 5	176	251	229	229	27	27	
DIV. I NON-CONF.	3- 8	268	0- 0	73	157	209	209	26	26	

TOTALS	RPI 1-25	RPI 26-50	W-L RECORDS	RPI 51-100	RPI 101-999	RPI 201+				
9- 14	1- 1	0- 0	OVERALL	0- 3	8- 10	5- 5				
5- 5	1- 0	0- 0	HOME	0- 2	4- 3	3- 0				
3- 8	0- 1	0- 0	AWAY	0- 1	3- 6	2- 5				
1- 1	0- 0	0- 0	NEUTRAL	0- 0	1- 1	0- 0				
3- 8	1- 1	0- 0	NON-CONFERENCE	0- 1	2- 6	1- 2				
1- 3	1- 0	0- 0	HOME	0- 1	0- 2	0- 0				
1- 4	0- 1	0- 0	AWAY	0- 0	1- 3	1- 2				
1- 1	0- 0	0- 0	NEUTRAL	0- 0	1- 1	0- 0				
6- 6	0- 0	0- 0	CONFERENCE	0- 2	6- 4	4- 3				
4- 2	0- 0	0- 0	HOME	0- 1	4- 1	3- 0				
2- 4	0- 0	0- 0	AWAY	0- 1	2- 3	1- 3				
0- 0	0- 0	0- 0	NEUTRAL	0- 0	0- 0	0- 0				

RPI	S	Opponent	Score	RPI	S	Opponent	Score	RPI	S	Opponent	Score	RPI	S	Opponent	Score	Team's RPI: 229
17	A	Maryland	65 92					56	H	Drexel	65 66	124	H	Cleveland St.	61 70	
21	H	Buffalo	75 62					62	A	Quinnipiac	61 77	150	N	Louisiana	52 68	
								62	H	Quinnipiac	55 84	165	A	Hartford	65 83	
												169	H	Marist	78 84	
												181	H	Saint Joseph's	69 93	
												193	N	Louisiana Tech	73 67	
												197	A	Siena	73 68	
												197	H	Siena	65 50	
												210	A	Oakland	59 67	
												239	A	St. Bonaventure	58 76	
												250	H	Manhattan	65 64	
												253	A	Fairfield	53 59	
												274	A	Colgate	81 44	
												276	A	Rider	58 65	
												290	A	Canisius	60 64	
												337	H	Iona	73 59	
												342	A	Saint Peter's	87 52	
												342	H	Saint Peter's	64 54	
LAST 12 Division I GAMES:																
342	H	Saint Peter's	64 54	197	H	Siena	65 50									
290	A	Canisius	60 64	250	H	Manhattan	65 64									
62	H	Quinnipiac	55 84	197	A	Siena	73 68									
169	H	Marist	78 84	62	A	Quinnipiac	61 77									
342	A	Saint Peter's	87 52	253	A	Fairfield	53 59									
276	A	Rider	58 65	337	H	Iona	73 59									

Non-Div I Games:

Niagara

Average RPI Win:	297	WON-LOST	WINNING	LAST 10	STRENGTH OF	OPP. STRENGTH	TEAM	ADJ.	CONF.	ADJ CONF.
Average RPI Loss:	159	RECORD	PCT. RANK	GAMES	SCHEDULE	OF SCHEDULE	RPI	RPI	RPI	RPI
DIV. I ONLY	6- 12	261	4- 6	271	289	256	256	25	25	
DIV. I NON-CONF.	2- 6	280	0- 2	141	247	230	230	25	25	

TOTALS	RPI 1-25	RPI 26-50	W-L RECORDS	RPI 51-100	RPI 101-999	RPI 201+				
6- 12	0- 2	0- 0	OVERALL	0- 0	6- 10	6- 5				
0- 6	0- 1	0- 0	HOME	0- 0	0- 5	0- 1				
6- 5	0- 1	0- 0	AWAY	0- 0	6- 4	6- 3				
0- 1	0- 0	0- 0	NEUTRAL	0- 0	0- 1	0- 1				
2- 6	0- 2	0- 0	NON-CONFERENCE	0- 0	2- 4	2- 2				
0- 2	0- 1	0- 0	HOME	0- 0	0- 1	0- 0				
2- 3	0- 1	0- 0	AWAY	0- 0	2- 2	2- 1				
0- 1	0- 0	0- 0	NEUTRAL	0- 0	0- 1	0- 1				
4- 6	0- 0	0- 0	CONFERENCE	0- 0	4- 6	4- 3				
0- 4	0- 0	0- 0	HOME	0- 0	0- 4	0- 1				
4- 2	0- 0	0- 0	AWAY	0- 0	4- 2	4- 2				
0- 0	0- 0	0- 0	NEUTRAL	0- 0	0- 0	0- 0				

RPI 1-25				RPI 26-50				RPI 51-100				RPI 101+ Team's RPI: 256			
RPI	S	Opponent	Score	RPI	S	Opponent	Score	RPI	S	Opponent	Score	RPI	S	Opponent	Score
8	H	Baylor	43 85									103	H	Lamar University	61 76
25	A	LSU	50 65									111	H	Jacksonville	61 69
												115	A	Iowa St.	47 75
												120	H	Central Ark.	48 69
												125	H	SFA	73 86
												214	A	SMU	61 68
												224	A	New Orleans	62 61
												245	N	Bradley	65 75
												254	A	A&M-Corpus Christi	55 76
												277	A	McNeese	61 54
												285	H	Southeastern La.	57 66
												295	A	Jackson St.	90 64
												302	A	Incarnate Word	62 64
												320	A	Houston Baptist	73 61
												323	A	Northwestern St.	79 63
												341	A	Mississippi Val.	62 57
LAST 12 Division I GAMES:															
224	A	New Orleans	62 61	320	A	Houston Baptist	73 61								
285	H	Southeastern La.	57 66	125	H	SFA	73 86								
103	H	Lamar University	61 76	302	A	Incarnate Word	62 64								
254	A	A&M-Corpus Christi	55 76	323	A	Northwestern St.	79 63								
120	H	Central Ark.	48 69	115	A	Iowa St.	47 75								
277	A	McNeese	61 54	8	H	Baylor	43 85								

Non-Div I Games: Spring Hill 78 70 Evangel 72 55 Southern-N. O. 83 45

Nicholls St.

Loss, Non-Conf, S Site, H Home A Away N Neutral

Average RPI Win:	287	WON-LOST	WINNING	LAST 10	STRENGTH OF	OPP. STRENGTH	TEAM	ADJ.	CONF.	ADJ CONF.
Average RPI Loss:	186	RECORD	PCT. RANK	GAMES	SCHEDULE	OF SCHEDULE	RPI	RPI	RPI	RPI
DIV. I ONLY	12- 8	119	7- 3	313	347	223	223	31	31	
DIV. I NON-CONF.	7- 5	132	4- 0	269	338	190	190	31	31	

TOTALS	RPI 1-25	RPI 26-50	W-L RECORDS	RPI 51-100	RPI 101-999	RPI 201+				
12- 8	0- 0	0- 0	OVERALL	0- 1	12- 7	11- 4				
4- 4	0- 0	0- 0	HOME	0- 0	4- 4	4- 2				
7- 3	0- 0	0- 0	AWAY	0- 1	7- 2	6- 2				
1- 1	0- 0	0- 0	NEUTRAL	0- 0	1- 1	1- 0				
7- 5	0- 0	0- 0	NON-CONFERENCE	0- 1	7- 4	6- 2				
2- 2	0- 0	0- 0	HOME	0- 0	2- 2	2- 1				
4- 2	0- 0	0- 0	AWAY	0- 1	4- 1	3- 1				
1- 1	0- 0	0- 0	NEUTRAL	0- 0	1- 1	1- 0				
5- 3	0- 0	0- 0	CONFERENCE	0- 0	5- 3	5- 2				
2- 2	0- 0	0- 0	HOME	0- 0	2- 2	2- 1				
3- 1	0- 0	0- 0	AWAY	0- 0	3- 1	3- 1				
0- 0	0- 0	0- 0	NEUTRAL	0- 0	0- 0	0- 0				

RPI 1-25				RPI 26-50				RPI 51-100				RPI 101+				Team's RPI: 223	
RPI	S	Opponent	Score	RPI	S	Opponent	Score	RPI	S	Opponent	Score	RPI	S	Opponent	Score		
								84	A	Navy	51	70	137	A	William & Mary	80	74
													145	H	Bethune-Cookman	51	58
													148	H	High Point	56	59
													182	N	Bowling Green	50	59
													218	A	East Carolina	46	51
													222	A	N. C. A&T	51	53
													227	H	Loyola Maryland	58	61
													231	H	UNCG	64	63
													241	A	Campbell	53	27
													263	H	Morgan St.	53	55
													269	H	Towson	86	76
													286	N	St. Francis Brooklyn	52	51
													291	H	Coppin St.	71	57
													300	A	VCU	66	52
													326	A	South Carolina St.	71	67
													333	A	N. C. Central	75	60
													340	H	Florida A&M	70	49
													343	A	Savannah St.	78	58
													349	A	Longwood	64	45
LAST 12 Division I GAMES:																	
263	H	Morgan St.	53	55	333	A	N. C. Central	75	60								
222	A	N. C. A&T	51	53	291	H	Coppin St.	71	57								
340	H	Florida A&M	70	49	349	A	Longwood	64	45								
145	H	Bethune-Cookman	51	58	137	A	William & Mary	80	74								
343	A	Savannah St.	78	58	241	A	Campbell	53	27								
326	A	South Carolina St.	71	67	231	H	UNCG	64	63								

Non-Div I Games:

Norfolk St.

Average RPI Win:	167	WON-LOST	WINNING	LAST 10	STRENGTH OF	OPP. STRENGTH	TEAM	ADJ.	CONF.	ADJ CONF.
Average RPI Loss:	72	RECORD	PCT. RANK	GAMES	SCHEDULE	OF SCHEDULE	RPI	RPI	RPI	RPI
DIV. I ONLY	14- 9	115	4- 6	49	70	91	91	1	1	
DIV. I NON-CONF.	10- 3	51	1- 1	119	263	101	101	1	1	

TOTALS	RPI 1-25	RPI 26-50	W-L RECORDS	RPI 51-100	RPI 101-999	RPI 201+				
14- 9	1- 3	0- 1	OVERALL	1- 2	12- 3	4- 0				
11- 5	1- 1	0- 0	HOME	1- 2	9- 2	3- 0				
1- 4	0- 2	0- 1	AWAY	0- 0	1- 1	0- 0				
2- 0	0- 0	0- 0	NEUTRAL	0- 0	2- 0	1- 0				
10- 3	0- 0	0- 0	NON-CONFERENCE	1- 1	9- 2	4- 0				
8- 3	0- 0	0- 0	HOME	1- 1	7- 2	3- 0				
0- 0	0- 0	0- 0	AWAY	0- 0	0- 0	0- 0				
2- 0	0- 0	0- 0	NEUTRAL	0- 0	2- 0	1- 0				
4- 6	1- 3	0- 1	CONFERENCE	0- 1	3- 1	0- 0				
3- 2	1- 1	0- 0	HOME	0- 1	2- 0	0- 0				
1- 4	0- 2	0- 1	AWAY	0- 0	1- 1	0- 0				
0- 0	0- 0	0- 0	NEUTRAL	0- 0	0- 0	0- 0				

RPI 1-25				RPI 26-50				RPI 51-100				Team's RPI : 91				RPI 101+			
RPI	S	Opponent	Score	RPI	S	Opponent	Score	RPI	S	Opponent	Score	RPI	S	Opponent	Score	RPI	S	Opponent	Score
2	A	Notre Dame	62 94	29	A	Virginia	70 82	53	H	Minnesota	88 83	101	H	South Ala.	84 85				
6	A	Florida St.	65 103					54	H	Miami (FL)	72 92	102	A	Wake Forest	79 76				
18	H	NC State	53 66					58	H	Mercer	86 97	131	H	Colorado	87 80				
19	H	Duke	92 86									144	H	Pittsburgh	68 67				
												149	H	Clemson	59 52				
												165	H	Hartford	90 70				
												168	N	Washington	90 78				
												172	H	Radford	79 46				
												185	H	Hampton	66 70				
												187	H	Furman	84 56				
												196	A	Boston College	64 77				
												247	N	Grambling	79 63				
												260	H	Presbyterian	91 56				
												265	H	UNCW	86 60				
												271	H	Appalachian St.	56 43				

				LAST 12 Division I GAMES:															
				54	H	Miami (FL)	72 92	149	H	Clemson	59 52								
				2	A	Notre Dame	62 94	144	H	Pittsburgh	68 67								
				29	A	Virginia	70 82	196	A	Boston College	64 77								
				19	H	Duke	92 86	6	A	Florida St.	65 103								
				18	H	NC State	53 66	58	H	Mercer	86 97								
				102	A	Wake Forest	79 76	247	N	Grambling	79 63								

Non-Div I Games:

North Carolina

Average RPI Win:	195	WON-LOST	WINNING	LAST 10	STRENGTH OF	OPP. STRENGTH	TEAM	ADJ.	CONF.	ADJ CONF.
Average RPI Loss:	139	RECORD	PCT. RANK	GAMES	SCHEDULE	OF SCHEDULE	RPI	RPI	RPI	RPI
DIV. I ONLY	8- 12	229	3- 7	52	256	158	158	19	19	
DIV. I NON-CONF.	5- 4	146	0- 1	47	170	61	61	15	15	

TOTALS	RPI 1-25	RPI 26-50	W-L RECORDS	RPI 51-100	RPI 101-999	RPI 201+				
8- 12	0- 1	1- 2	OVERALL	0- 1	7- 8	4- 3				
6- 2	0- 0	1- 0	HOME	0- 0	5- 2	3- 1				
1- 10	0- 1	0- 2	AWAY	0- 1	1- 6	1- 2				
1- 0	0- 0	0- 0	NEUTRAL	0- 0	1- 0	0- 0				
5- 4	0- 1	0- 2	NON-CONFERENCE	0- 1	5- 0	3- 0				
3- 0	0- 0	0- 0	HOME	0- 0	3- 0	2- 0				
1- 4	0- 1	0- 2	AWAY	0- 1	1- 0	1- 0				
1- 0	0- 0	0- 0	NEUTRAL	0- 0	1- 0	0- 0				
3- 8	0- 0	1- 0	CONFERENCE	0- 0	2- 8	1- 3				
3- 2	0- 0	1- 0	HOME	0- 0	2- 2	1- 1				
0- 6	0- 0	0- 0	AWAY	0- 0	0- 6	0- 2				
0- 0	0- 0	0- 0	NEUTRAL	0- 0	0- 0	0- 0				

RPI 1-25				RPI 26-50				RPI 51-100				RPI 101+ Team's RPI: 158			
RPI	S	Opponent	Score	RPI	S	Opponent	Score	RPI	S	Opponent	Score	RPI	S	Opponent	Score
8	A	Baylor	43 105	32	H	Northern Colo.	78 70	71	A	South Dakota	71 76	103	N	Lamar University	73 70
				41	A	South Dakota St.	52 66					139	A	Weber St.	69 80
				50	A	Oregon St.	55 65					153	H	UNI	80 72
												162	A	Idaho	75 80
												162	H	Idaho	64 78
												171	A	Idaho St.	46 57
												194	A	Eastern Wash.	70 74
												194	H	Eastern Wash.	81 79
												219	A	Montana St.	56 72
												219	H	Montana St.	79 70
												226	A	Montana	51 53
												226	H	Montana	43 54
												268	H	North Dakota St.	79 68
												289	H	Massachusetts	82 52
												304	A	UTSA	60 47

LAST 12 Division I GAMES:															
226	A	Montana	51 53	171	A	Idaho St.	46 57								
219	A	Montana St.	56 72	219	H	Montana St.	79 70								
162	H	Idaho	64 78	226	H	Montana	43 54								
194	H	Eastern Wash.	81 79	194	A	Eastern Wash.	70 74								
32	H	Northern Colo.	78 70	162	A	Idaho	75 80								
139	A	Weber St.	69 80	71	A	South Dakota	71 76								

Non-Div I Games: Mayville St. 82 54 Southwest Minn. St. 85 62

North Dakota

Average RPI Win:	315	WON-LOST	WINNING	LAST 10	STRENGTH OF	OPP. STRENGTH	TEAM	ADJ.	CONF.	ADJ CONF.
Average RPI Loss:	137	RECORD	PCT. RANK	GAMES	SCHEDULE	OF SCHEDULE	RPI	RPI	RPI	RPI
DIV. I ONLY	5- 15	294	1- 8	153	250	268	268	14	14	
DIV. I NON-CONF.	4- 7	226	1- 1	280	327	276	276	17	17	

TOTALS	RPI 1-25	RPI 26-50	W-L RECORDS	RPI 51-100	RPI 101-999	RPI 201+				
5- 15	0- 0	0- 2	OVERALL	0- 3	5- 10	5- 3				
3- 4	0- 0	0- 1	HOME	0- 1	3- 2	3- 1				
1- 10	0- 0	0- 1	AWAY	0- 2	1- 7	1- 2				
1- 1	0- 0	0- 0	NEUTRAL	0- 0	1- 1	1- 0				
4- 7	0- 0	0- 0	NON-CONFERENCE	0- 1	4- 6	4- 1				
2- 2	0- 0	0- 0	HOME	0- 0	2- 2	2- 1				
1- 4	0- 0	0- 0	AWAY	0- 1	1- 3	1- 0				
1- 1	0- 0	0- 0	NEUTRAL	0- 0	1- 1	1- 0				
1- 8	0- 0	0- 2	CONFERENCE	0- 2	1- 4	1- 2				
1- 2	0- 0	0- 1	HOME	0- 1	1- 0	1- 0				
0- 6	0- 0	0- 1	AWAY	0- 1	0- 4	0- 2				
0- 0	0- 0	0- 0	NEUTRAL	0- 0	0- 0	0- 0				

RPI 1-25				RPI 26-50				RPI 51-100				RPI 101+				Team's RPI: 268	
RPI	S	Opponent	Score	RPI	S	Opponent	Score	RPI	S	Opponent	Score	RPI	S	Opponent	Score		
				41	A	South Dakota St.	63 83	71	A	South Dakota	54 80	104	A	Western Ill.	72 97		
				41	H	South Dakota St.	64 85	71	H	South Dakota	67 82	114	A	Milwaukee	38 74		
								84	A	Navy	54 67	120	N	Central Ark.	45 68		
												131	A	Colorado	59 108		
												158	A	North Dakota	68 79		
												161	H	Cal Poly	69 73		
												195	A	Denver	79 98		
												205	A	Oral Roberts	48 71		
												233	A	Omaha	67 80		
												289	H	Massachusetts	82 70		
												294	A	FIU	71 68		
												318	H	Fort Wayne	72 56		
												319	H	UTRGV	79 82		
												331	N	UMBC	67 53		
												344	H	NJIT	105 58		
LAST 12 Division I GAMES:																	
				71	A	South Dakota	54 80	205	A	Oral Roberts	48 71						
				41	H	South Dakota St.	64 85	41	A	South Dakota St.	63 83						
				104	A	Western Ill.	72 97	71	H	South Dakota	67 82						
				233	A	Omaha	67 80	120	N	Central Ark.	45 68						
				318	H	Fort Wayne	72 56	294	A	FIU	71 68						
				195	A	Denver	79 98	161	H	Cal Poly	69 73						

Non-Div I Games: Valley City St. 67 58 Mayville St. 87 43 Dakota St. 97 42

North Dakota St.

Average RPI Win: 224
Average RPI Loss: 164

WON-LOST
RECORD

WINNING
PCT. RANK

LAST 10
GAMES

STRENGTH OF
SCHEDULE

OPP. STRENGTH
OF SCHEDULE

TEAM
RPI

ADJ.
RPI

CONF.
RPI

ADJ CONF.
RPI

DIV. I ONLY	7- 13	256	3- 7	182	207	236	236	22	22
DIV. I NON-CONF.	4- 8	239	1- 2	130	179	192	192	21	21

TOTALS	RPI 1-25	RPI 26-50	W-L RECORDS	RPI 51-100	RPI 101-999	RPI 201+			
7- 13	0- 2	1- 2	OVERALL	0- 0	6- 9	5- 5			
4- 4	0- 0	1- 0	HOME	0- 0	3- 4	2- 2			
3- 8	0- 2	0- 2	AWAY	0- 0	3- 4	3- 2			
0- 1	0- 0	0- 0	NEUTRAL	0- 0	0- 1	0- 1			
4- 8	0- 2	0- 2	NON-CONFERENCE	0- 0	4- 4	3- 3			
2- 1	0- 0	0- 0	HOME	0- 0	2- 1	1- 1			
2- 6	0- 2	0- 2	AWAY	0- 0	2- 2	2- 1			
0- 1	0- 0	0- 0	NEUTRAL	0- 0	0- 1	0- 1			
3- 5	0- 0	1- 0	CONFERENCE	0- 0	2- 5	2- 2			
2- 3	0- 0	1- 0	HOME	0- 0	1- 3	1- 1			
1- 2	0- 0	0- 0	AWAY	0- 0	1- 2	1- 1			
0- 0	0- 0	0- 0	NEUTRAL	0- 0	0- 0	0- 0			

RPI 1-25				RPI 26-50				RPI 51-100				RPI 101+ Team's RPI: 236			
RPI	S	Opponent	Score	RPI	S	Opponent	Score	RPI	S	Opponent	Score	RPI	S	Opponent	Score
6	A	Florida St.	51 109	34	A	Michigan	34 79					111	H	Jacksonville	48 66
20	A	Georgia	37 75	36	H	FGCU	75 73					145	H	Bethune-Cookman	70 63
				46	A	West Virginia	59 87					156	A	Stetson	55 68
												156	H	Stetson	51 68
												179	A	Fla. Atlantic	75 83
												215	A	Morehead St.	61 56
												237	H	Northern Ky.	58 50
												261	H	Col. of Charleston	69 73
												262	H	Lipscomb	69 73
												270	A	Wofford	57 69
												293	N	Monmouth	57 67
												296	H	Kennesaw St.	77 72
												297	A	USC Upstate	65 61
												340	A	Florida A&M	77 68
												344	A	NJIT	65 75
LAST 12 Division I GAMES:															
156	H	Stetson	51 68	296	H	Kennesaw St.	77 72	111	H	Jacksonville	48 66	270	A	Wofford	57 69
36	H	FGCU	75 73					20	A	Georgia	37 75	237	H	Northern Ky.	58 50
156	A	Stetson	55 68					261	H	Col. of Charleston	69 73				
344	A	NJIT	65 75												
297	A	USC Upstate	65 61												
262	H	Lipscomb	69 73												

Non-Div I Games:

Warner

74 38

Edward Waters

73 47

Webber Int'l

81 53

North Florida

Loss, Non-Conf, S Site, H Home A Away N Neutral

Average RPI Win: 255

Average RPI Loss: 145

WON-LOST
RECORDWINNING
PCT. RANKLAST 10
GAMESSTRENGTH OF
SCHEDULEOPP. STRENGTH
OF SCHEDULETEAM
RPIADJ.
RPICONF.
RPIADJ CONF.
RPIDIV. I ONLY
DIV. I NON-CONF.8- 10
6- 3214
872- 7
1- 1289
346153
85251
240251
24018
1918
19

TOTALS

RPI 1-25

RPI 26-50

W-L RECORDS

RPI 51-100

RPI 101-999

RPI 201+

8- 10

0- 0

0- 1

OVERALL

0- 3

8- 6

6- 2

5- 4

0- 0

0- 1

HOME

0- 1

5- 2

3- 0

1- 6

0- 0

0- 0

AWAY

0- 2

1- 4

1- 2

2- 0

0- 0

0- 0

NEUTRAL

0- 0

2- 0

2- 0

6- 3

0- 0

0- 0

NON-CONFERENCE

0- 2

6- 1

5- 1

3- 1

0- 0

0- 0

HOME

0- 1

3- 0

2- 0

1- 2

0- 0

0- 0

AWAY

0- 1

1- 1

1- 1

2- 0

0- 0

0- 0

NEUTRAL

0- 0

2- 0

2- 0

2- 7

0- 0

0- 1

CONFERENCE

0- 1

2- 5

1- 1

2- 3

0- 0

0- 1

HOME

0- 0

2- 2

1- 0

0- 4

0- 0

0- 0

AWAY

0- 1

0- 3

0- 1

0- 0

0- 0

0- 0

NEUTRAL

0- 0

0- 0

0- 0

RPI 1-25

RPI 26-50

RPI 51-100

RPI 101+

Team's RPI: 251

RPI S Opponent Score

RPI S Opponent Score

RPI S Opponent Score

RPI S Opponent Score

45 H Western Ky.

65 79

72 A Indiana 63 68

107 H Ri ce 49 50

75 A UAB 52 68

122 H UTEP 48 50

88 H Kansas St. 54 55

129 A Mi ddl e Tenn. 48 56

170 H Tul sa 66 43

176 H Char lotte 73 68

193 A Loui si ana Tech 53 61

214 H SMU 47 40

232 H La Sal le 70 44

279 N Coast al Caro. 50 34

304 A UTSA 58 70

308 N Detroi t Mercy 63 57

312 H Ol d Domi ni on 63 46

314 A Ill. -Chi cago 67 70

346 A Eastern Ill. 63 61

LAST 12 Di vi si on I GAMES:

304 A UTSA 58 70

312 H Ol d Domi ni on 63 46

122 H UTEP 48 50

107 H Ri ce 49 50

45 H Western Ky. 65 79

193 A Loui si ana Tech 53 61

75 A UAB 52 68

346 A Eastern Ill. 63 61

129 A Mi ddl e Tenn. 48 56

314 A Ill. -Chi cago 67 70

176 H Char lotte 73 68

232 H La Sal le 70 44

Non-Di v I Games:

Mid-Amer. Christian 86 52

Tex. A&M Int'l 64 38

Okla. Panhandle 63 41

North Texas

Loss, Non-Conf, S Site, H Home A Away N Neutral

Average RPI Win:	226	WON-LOST	WINNING	LAST 10	STRENGTH OF	OPP. STRENGTH	TEAM	ADJ.	CONF.	ADJ CONF.
Average RPI Loss:	119	RECORD	PCT. RANK	GAMES	SCHEDULE	OF SCHEDULE	RPI	RPI	RPI	RPI
DIV. I ONLY	12- 10	148	6- 4	119	233	133	133	10	10	
DIV. I NON-CONF.	5- 6	187	0- 1	186	314	214	214	12	12	
<hr/>										
TOTALS	RPI 1-25	RPI 26-50	W-L RECORDS	RPI 51-100	RPI 101-999	RPI 201+				
12- 10	0- 0	0- 1	OVERALL	0- 5	12- 4	8- 2				
6- 4	0- 0	0- 0	HOME	0- 3	6- 1	3- 0				
5- 4	0- 0	0- 0	AWAY	0- 2	5- 2	4- 1				
1- 2	0- 0	0- 1	NEUTRAL	0- 0	1- 1	1- 1				
5- 6	0- 0	0- 1	NON-CONFERENCE	0- 1	5- 4	4- 2				
2- 2	0- 0	0- 0	HOME	0- 1	2- 1	1- 0				
2- 2	0- 0	0- 0	AWAY	0- 0	2- 2	2- 1				
1- 2	0- 0	0- 1	NEUTRAL	0- 0	1- 1	1- 1				
7- 4	0- 0	0- 0	CONFERENCE	0- 4	7- 0	4- 0				
4- 2	0- 0	0- 0	HOME	0- 2	4- 0	2- 0				
3- 2	0- 0	0- 0	AWAY	0- 2	3- 0	2- 0				
0- 0	0- 0	0- 0	NEUTRAL	0- 0	0- 0	0- 0				

RPI S Opponent	Score	RPI S Opponent	Score	RPI S Opponent	Score	RPI S Opponent	Score	Team's RPI: 133
		43 N Houston	64 72	56 A Drexel	50 58	127 A Delaware	64 53	
				56 H Drexel	58 69	127 H Delaware	73 59	
				69 A El on	71 78	137 H William & Mary	64 46	
				74 H Harvard	69 79	160 A New Hampshire	50 65	
				82 H James Madi son	57 60	169 H Marist	78 72	
						184 H Providence	95 98	
						203 A Boston U.	73 74	
						234 N New Mexico St.	65 64	
						253 H Fairfield	63 43	
						261 H Col. of Charleston	59 37	
						265 A UNCW	54 47	
						265 H UNCW	56 39	
						267 N Illinois St.	55 65	
						269 A Towson	70 61	
						289 A Massachusetts	64 54	
						315 A Vermont	71 66	
LAST 12 Division I GAMES:								
127 H Delaware	73 59	261 H Col. of Charleston	59 37					
265 H UNCW	56 39	69 A El on	71 78					
56 A Drexel	50 58	265 A UNCW	54 47					
127 A Delaware	64 53	82 H James Madi son	57 60					
137 H William & Mary	64 46	269 A Towson	70 61					
56 H Drexel	58 69	267 N Illinois St.	55 65					

Non-Div I Games:

Northeastern

Average RPI		Win: 204	WON-LOST RECORD	WINNING PCT. RANK	LAST 10 GAMES	STRENGTH OF SCHEDULE	OPP. STRENGTH OF SCHEDULE	TEAM RPI	ADJ. RPI	CONF. RPI	ADJ. CONF. RPI
Loss: 202											
DIV. I ONLY		3- 18	321	1- 9	163	344	322	322	19	19	
DIV. I NON-CONF.		2- 8	290	0- 1	226	337	314	314	15	15	
TOTALS		RPI 1-25	RPI 26-50	W-L RECORDS		RPI 51-100	RPI 101-999	RPI 201+			
3- 18	0- 0		0- 0	OVERALL		0- 0	3- 18	1- 8			
2- 8	0- 0		0- 0	HOME		0- 0	2- 8	1- 4			
0- 10	0- 0		0- 0	AWAY		0- 0	0- 10	0- 4			
1- 0	0- 0		0- 0	NEUTRAL		0- 0	1- 0	0- 0			
2- 8	0- 0		0- 0	NON-CONFERENCE		0- 0	2- 8	1- 3			
1- 4	0- 0		0- 0	HOME		0- 0	1- 4	1- 1			
0- 4	0- 0		0- 0	AWAY		0- 0	0- 4	0- 2			
1- 0	0- 0		0- 0	NEUTRAL		0- 0	1- 0	0- 0			
1- 10	0- 0		0- 0	CONFERENCE		0- 0	1- 10	0- 5			
1- 4	0- 0		0- 0	HOME		0- 0	1- 4	0- 3			
0- 6	0- 0		0- 0	AWAY		0- 0	0- 6	0- 2			
0- 0	0- 0		0- 0	NEUTRAL		0- 0	0- 0	0- 0			

RPI 1-25				RPI 26-50				RPI 51-100				RPI 101+				Team's RPI: 322	
RPI	S	Opponent	Score	RPI	S	Opponent	Score	RPI	S	Opponent	Score	RPI	S	Opponent	Score		
												107	H	Rice	83	88	
												139	A	Weber St.	63	77	
												139	H	Weber St.	76	75	
												161	H	Cal Poly	73	89	
												162	A	Idaho	68	83	
												171	A	Idaho St.	59	76	
												171	H	Idaho St.	55	75	
												183	A	CSUN	69	78	
												191	N	Boise St.	62	60	
												194	A	Eastern Wash.	62	82	
												195	A	Denver	73	80	
												201	H	UC Santa Barbara	93	96	
												219	A	Montana St.	39	81	
												219	H	Montana St.	56	78	
												225	A	Youngstown St.	67	69	
												226	A	Montana	62	70	
												226	H	Montana	52	69	
												252	A	Hawaii	68	84	
												280	H	Grand Canyon	54	72	
												282	H	Arizona	84	66	
												303	H	Southern Utah	57	60	
LAST 12 Division I GAMES:																	
				139	A	Weber St.	63	77	303	H	Southern Utah	57	60				
				171	A	Idaho St.	59	76	171	H	Idaho St.	55	75				
				226	H	Montana	52	69	139	H	Weber St.	76	75				
				219	H	Montana St.	56	78	219	A	Montana St.	39	81				
				162	A	Idaho	68	83	226	A	Montana	62	70				
				194	A	Eastern Wash.	62	82	183	A	CSUN	69	78				

Non-Div I Games:	Antelope Valley	104	49
------------------	-----------------	-----	----

Northern Ari z.

Loss, Non-Conf, S Site, H Home A Away N Neutral

Average RPI Win:	166	WON-LOST	WINNING	LAST 10	STRENGTH OF	OPP. STRENGTH	TEAM	ADJ.	CONF.	ADJ CONF.
Average RPI Loss:	117	RECORD	PCT. RANK	GAMES	SCHEDULE	OF SCHEDULE	RPI	RPI	RPI	RPI
DIV. I ONLY	16- 6	58	7- 3	33	210	32	32	19	19	
DIV. I NON-CONF.	8- 3	65	1- 0	22	80	23	23	15	15	

TOTALS	RPI 1-25	RPI 26-50	W-L RECORDS	RPI 51-100	RPI 101-999	RPI 201+				
16- 6	2- 0	0- 0	OVERALL	0- 2	14- 4	5- 0				
7- 2	1- 0	0- 0	HOME	0- 0	6- 2	2- 0				
8- 4	1- 0	0- 0	AWAY	0- 2	7- 2	3- 0				
1- 0	0- 0	0- 0	NEUTRAL	0- 0	1- 0	0- 0				
8- 3	2- 0	0- 0	NON-CONFERENCE	0- 2	6- 1	1- 0				
4- 1	1- 0	0- 0	HOME	0- 0	3- 1	0- 0				
3- 2	1- 0	0- 0	AWAY	0- 2	2- 0	1- 0				
1- 0	0- 0	0- 0	NEUTRAL	0- 0	1- 0	0- 0				
8- 3	0- 0	0- 0	CONFERENCE	0- 0	8- 3	4- 0				
3- 1	0- 0	0- 0	HOME	0- 0	3- 1	2- 0				
5- 2	0- 0	0- 0	AWAY	0- 0	5- 2	2- 0				
0- 0	0- 0	0- 0	NEUTRAL	0- 0	0- 0	0- 0				

RPI 1-25				RPI 26-50				Team's RPI: 32				RPI 51-100				RPI 101+			
RPI	S	Opponent	Score	RPI	S	Opponent	Score	RPI	S	Opponent	Score	RPI	S	Opponent	Score	RPI	S	Opponent	Score
24	A	DePaul	94 88									62	A	Qui nni pi ac	49 60	108	N	Liberty	65 57
25	H	LSU	58 50									73	A	Fordham	33 48	110	H	Colorado St.	44 55
																118	H	BYU	79 74
																139	A	Weber St.	73 82
																151	H	Paci fi c	80 55
																158	A	North Dakota	70 78
																162	A	Idaho	78 72
																162	H	Idaho	71 79
																166	H	San Franci sco	73 60
																171	A	Idaho St.	63 57
																194	A	Eastern Wash.	70 65
																194	H	Eastern Wash.	68 62
																195	A	Denver	71 63
																219	A	Montana St.	78 63
																219	H	Montana St.	82 69
																226	A	Montana	64 58
																226	H	Montana	68 50
																257	A	UMKC	88 73
LAST 12 Division I GAMES:																			
219	A	Montana St.	78 63	139	A	Weber St.	73 82												
226	A	Montana	64 58	226	H	Montana	68 50												
194	H	Eastern Wash.	68 62	219	H	Montana St.	82 69												
162	H	Idaho	71 79	162	A	Idaho	78 72												
158	A	North Dakota	70 78	194	A	Eastern Wash.	70 65												
171	A	Idaho St.	63 57	108	N	Liberty	65 57												

Non-Div I Games:

Northern Colo.

Average RPI Win:	213	WON-LOST	WINNING	LAST 10	STRENGTH OF	OPP. STRENGTH	TEAM	ADJ.	CONF.	ADJ CONF.
Average RPI Loss:	82	RECORD	PCT. RANK	GAMES	SCHEDULE	OF SCHEDULE	RPI	RPI	RPI	RPI
DIV. I ONLY	11- 11	172	3- 7	134	116	134	134	7	7	
DIV. I NON-CONF.	8- 3	65	0- 1	302	244	132	132	8	8	

TOTALS	RPI 1-25	RPI 26-50	W-L RECORDS	RPI 51-100	RPI 101-999	RPI 201+				
11- 11	1- 1	0- 2	OVERALL	0- 5	10- 3	6- 1				
5- 3	1- 0	0- 1	HOME	0- 1	4- 1	2- 1				
5- 6	0- 0	0- 0	AWAY	0- 1	5- 0	3- 0				
1- 2	0- 0	0- 0	NEUTRAL	0- 1	1- 1	1- 0				
8- 3	0- 1	0- 0	NON-CONFERENCE	0- 1	8- 1	6- 0				
3- 0	0- 0	0- 0	HOME	0- 0	3- 0	2- 0				
4- 1	0- 1	0- 0	AWAY	0- 0	4- 0	3- 0				
1- 2	0- 0	0- 0	NEUTRAL	0- 1	1- 1	1- 0				
3- 8	1- 0	0- 2	CONFERENCE	0- 4	2- 2	0- 1				
2- 3	1- 0	0- 1	HOME	0- 1	1- 1	0- 1				
1- 5	0- 0	0- 1	AWAY	0- 3	1- 1	0- 0				
0- 0	0- 0	0- 0	NEUTRAL	0- 0	0- 0	0- 0				

RPI 1-25				RPI 26-50				RPI 51-100				RPI 101+ Team's RPI: 134			
RPI	S	Opponent	Score	RPI	S	Opponent	Score	RPI	S	Opponent	Score	RPI	S	Opponent	Score
21	H	Buffalo	86 84	28	H	Central Mich.	78 81	61	A	Toledo	60 63	103	N	Lamar University	80 90
22	A	Iowa	80 105	40	A	Ball St.	72 81	66	N	Albany (NY)	91 97	104	H	Western Ill.	96 94
								77	A	Ohio	75 77	109	A	Western Mich.	83 88
								94	A	Miami (OH)	65 67	132	A	SIUE	86 75
								94	H	Miami (OH)	62 77	137	A	Kent St.	72 62
												137	H	Kent St.	81 79
												208	H	Eastern Mich.	76 83
												245	H	Bradley	76 52
												284	N	Sacramento St.	84 75
												292	H	Loyola Chicago	80 71
												304	A	UTSA	69 55
												345	A	Chicago St.	80 59
												346	A	Eastern Ill.	93 64

LAST 12 Division I GAMES:															
137	A	Kent St.	72 62	61	A	Toledo	60 63	109	A	Western Mich.	83 88				
94	H	Miami (OH)	62 77	21	H	Buffalo	86 84								
40	A	Ball St.	72 81	137	H	Kent St.	81 79								
77	A	Ohio	75 77	94	A	Miami (OH)	65 67	66	N	Albany (NY)	91 97				
208	H	Eastern Mich.	76 83												
28	H	Central Mich.	78 81												

Non-Div I Games:

Northern Ill.

Average RPI Win:	178	WON-LOST	WINNING	LAST 10	STRENGTH OF	OPP. STRENGTH	TEAM	ADJ.	CONF.	ADJ CONF.
Average RPI Loss:	155	RECORD	PCT. RANK	GAMES	SCHEDULE	OF SCHEDULE	RPI	RPI	RPI	RPI
DIV. I ONLY	5- 17	304	3- 7	73	226	237	237	11	11	
DIV. I NON-CONF.	1- 9	318	0- 0	183	303	306	306	13	13	

TOTALS	RPI 1-25	RPI 26-50	W-L RECORDS	RPI 51-100	RPI 101-999	RPI 201+				
5- 17	1- 1	0- 0	OVERALL	0- 3	4- 13	2- 6				
2- 8	1- 0	0- 0	HOME	0- 3	1- 5	1- 1				
3- 8	0- 1	0- 0	AWAY	0- 0	3- 7	1- 5				
0- 1	0- 0	0- 0	NEUTRAL	0- 0	0- 1	0- 0				
1- 9	0- 0	0- 0	NON-CONFERENCE	0- 1	1- 8	0- 4				
0- 4	0- 0	0- 0	HOME	0- 1	0- 3	0- 1				
1- 4	0- 0	0- 0	AWAY	0- 0	1- 4	0- 3				
0- 1	0- 0	0- 0	NEUTRAL	0- 0	0- 1	0- 0				
4- 8	1- 1	0- 0	CONFERENCE	0- 2	3- 5	2- 2				
2- 4	1- 0	0- 0	HOME	0- 2	1- 2	1- 0				
2- 4	0- 1	0- 0	AWAY	0- 0	2- 3	1- 2				
0- 0	0- 0	0- 0	NEUTRAL	0- 0	0- 0	0- 0				

RPI 1-25				RPI 26-50				RPI 51-100				RPI 101+ Team's RPI: 237			
RPI	S	Opponent	Score	RPI	S	Opponent	Score	RPI	S	Opponent	Score	RPI	S	Opponent	Score
13	A	Green Bay	41 58					63	H	IUPUI	35 71	111	N	Jacksonville	49 61
13	H	Green Bay	62 54					72	H	Indiana	56 67	114	A	Milwaukee	60 57
								93	H	Wright St.	63 68	114	H	Milwaukee	49 52
												124	A	Cleveland St.	49 72
												124	H	Cleveland St.	65 70
												137	H	Kent St.	54 59
												141	A	ETSU	57 45
												147	H	Robert Morris	50 59
												156	A	Stetson	56 67
												210	A	Oakland	53 79
												225	A	Youngstown St.	51 54
												230	H	Austin Peay	52 53
												236	A	North Florida	50 58
												267	A	Illinois St.	37 49
												307	A	Murray St.	87 98
												308	A	Detroit Mercy	78 67
												314	H	Ill.-Chicago	61 53

LAST 12 Division I GAMES:															
114	A	Milwaukee	60 57	124	H	Cleveland St.	65 70								
13	A	Green Bay	41 58	93	H	Wright St.	63 68								
124	A	Cleveland St.	49 72	210	A	Oakland	53 79								
225	A	Youngstown St.	51 54	308	A	Detroit Mercy	78 67								
314	H	Ill.-Chicago	61 53	13	H	Green Bay	62 54								
63	H	IUPUI	35 71	114	H	Milwaukee	49 52								

Non-Div I Games: Oakland City 103 25

Northern Ky.

Average RPI	Win: 231	WON-LOST	WINNING	LAST 10	STRENGTH OF	OPP. STRENGTH	TEAM	ADJ.	CONF.	ADJ CONF.
Average RPI	Loss: 69	RECORD	PCT. RANK	GAMES	SCHEDULE	OF SCHEDULE	RPI	RPI	RPI	RPI
DIV. I ONLY	9- 15	245	2- 8	100	75	189	189	3	3	
DIV. I NON-CONF.	7- 7	170	1- 1	170	143	184	184	4	4	

TOTALS	RPI 1-25	RPI 26-50	W-L RECORDS	RPI 51-100	RPI 101-999	RPI 201+				
9- 15	0- 3	0- 3	OVERALL	0- 5	9- 4	6- 0				
5- 7	0- 3	0- 1	HOME	0- 2	5- 1	4- 0				
3- 6	0- 0	0- 0	AWAY	0- 1	3- 0	2- 0				
1- 2	0- 0	0- 0	NEUTRAL	0- 1	1- 1	0- 0				
7- 7	0- 2	0- 1	NON-CONFERENCE	0- 1	7- 3	6- 0				
4- 3	0- 2	0- 0	HOME	0- 0	4- 1	4- 0				
2- 2	0- 0	0- 1	AWAY	0- 0	2- 1	2- 0				
1- 2	0- 0	0- 0	NEUTRAL	0- 1	1- 1	0- 0				
2- 8	0- 1	0- 2	CONFERENCE	0- 4	2- 1	0- 0				
1- 4	0- 1	0- 1	HOME	0- 2	1- 0	0- 0				
1- 4	0- 0	0- 1	AWAY	0- 2	1- 1	0- 0				
0- 0	0- 0	0- 0	NEUTRAL	0- 0	0- 0	0- 0				

RPI 1-25				RPI 26-50				RPI 51-100				RPI 101+				Team's RPI: 189
RPI	S	Opponent	Score	RPI	S	Opponent	Score	RPI	S	Opponent	Score	RPI	S	Opponent	Score	
13	H	Green Bay	57 63	34	H	Michigan	59 80	53	H	Minnesota	63 90	105	N	Auburn	49 48	
17	H	Maryland	65 68	35	A	Purdue	60 63	57	H	Nebraska	59 69	114	H	Milwaukee	57 66	
24	H	DePaul	63 92	38	A	Syracuse	74 81	59	A	Michigan St.	51 81	117	A	Missouri St.	59 90	
								72	A	Indiana	73 78	126	N	Georgetown	54 55	
								92	N	Chattanooga	44 61	186	A	Wisconsin	46 58	
												186	H	Wisconsin	69 60	
												200	A	Illinois	74 59	
												204	H	Stony Brook	68 36	
												210	H	Oakland	88 70	
												212	A	UT Martin	71 63	
												273	H	Santa Clara	57 47	
												345	A	Chicago St.	63 36	
												346	H	Eastern Ill.	74 40	

LAST 12 Division I GAMES:																
				72	A	Indiana	73 78	57	H	Nebraska	59 69					
				34	H	Michigan	59 80	59	A	Michigan St.	51 81					
				17	H	Maryland	65 68	200	A	Illinois	74 59					
				186	A	Wisconsin	46 58	53	H	Minnesota	63 90					
				35	A	Purdue	60 63	346	H	Eastern Ill.	74 40					
				186	H	Wisconsin	69 60	13	H	Green Bay	57 63					

Non-Div I Games:

Northwestern

Average RPI Win:	296	WON-LOST	WINNING	LAST 10	STRENGTH OF	OPP. STRENGTH	TEAM	ADJ.	CONF.	ADJ CONF.
Average RPI Loss:	178	RECORD	PCT. RANK	GAMES	SCHEDULE	OF SCHEDULE	RPI	RPI	RPI	RPI
DIV. I ONLY	3- 15	316	2- 8	237	290	323	323	25	25	
DIV. I NON-CONF.	1- 6	306	0- 0	93	101	232	232	25	25	

TOTALS	RPI 1-25	RPI 26-50	W-L RECORDS	RPI 51-100	RPI 101-999	RPI 201+				
3- 15	0- 1	0- 0	OVERALL	0- 2	3- 12	3- 8				
2- 6	0- 0	0- 0	HOME	0- 0	2- 6	2- 3				
1- 8	0- 0	0- 0	AWAY	0- 0	1- 1	1- 0				
0- 1	0- 0	0- 0	NEUTRAL	0- 0	0- 1	0- 1				
1- 6	0- 1	0- 0	NON-CONFERENCE	0- 2	1- 3	1- 1				
0- 1	0- 0	0- 0	HOME	0- 0	0- 1	0- 0				
1- 4	0- 1	0- 0	AWAY	0- 2	1- 1	1- 0				
0- 1	0- 0	0- 0	NEUTRAL	0- 0	0- 1	0- 1				
2- 9	0- 0	0- 0	CONFERENCE	0- 0	2- 9	2- 7				
2- 5	0- 0	0- 0	HOME	0- 0	2- 5	2- 3				
0- 4	0- 0	0- 0	AWAY	0- 0	0- 4	0- 4				
0- 0	0- 0	0- 0	NEUTRAL	0- 0	0- 0	0- 0				

RPI 1-25				RPI 26-50				RPI 51-100				RPI 101+ Team's RPI: 323			
RPI	S	Opponent	Score	RPI	S	Opponent	Score	RPI	S	Opponent	Score	RPI	S	Opponent	Score
11	A	Texas	44 68					52	A	TCU	51 89	119	A	Ole Miss	44 75
								55	A	Oklahoma St.	44 78	120	H	Central Ark.	53 61
												125	H	SFA	62 70
												163	H	Southern Miss.	59 71
												202	A	Abilene Christian	41 80
												224	A	New Orleans	63 81
												224	H	New Orleans	52 47
												246	N	Texas Southern	43 56
												254	H	A&M-Corpus Christi	56 62
												256	H	Ni choll s St.	63 79
												277	A	McNeese	67 72
												277	H	McNeese	44 60
												285	A	Southeastern La.	65 71
												329	H	Sam Houston St.	63 60
												334	A	La. -Monroe	70 48
LAST 12 Division I GAMES:															
277	H	McNeese	44 60	202	A	Abilene Christian	41 80								
224	H	New Orleans	52 47	125	H	SFA	62 70								
120	H	Central Ark.	53 61	254	H	A&M-Corpus Christi	56 62								
224	A	New Orleans	63 81	277	A	McNeese	67 72								
285	A	Southeastern La.	65 71	256	H	Ni choll s St.	63 79								
329	H	Sam Houston St.	63 60	52	A	TCU	51 89								

Non-Div I Games: LeTourneau 82 39 LSU-Shreveport 62 42 LSU-Alexandria 85 55 Central Baptist 87 22 Northwestern St.

Average RPI	Win:	76	WON-LOST	WINNING	LAST 10	STRENGTH OF	OPP. STRENGTH	TEAM	ADJ.	CONF.	ADJ CONF.
Average RPI	Loss:	3	RECORD	PCT. RANK	GAMES	SCHEDULE	OF SCHEDULE	RPI	RPI	RPI	RPI
DIV. I ONLY		22- 2	5	9- 1	1	6	2	2	1	1	
DIV. I NON-CONF.		12- 1	6	1- 0	2	10	2	2	1	1	

TOTALS	RPI 1-25		RPI 26-50		W-L RECORDS	RPI 51-100		RPI 101-999		RPI 201+	
22- 2	5- 2		6- 0		OVERALL	5- 0		6- 0		1- 0	
10- 0	2- 0		2- 0		HOME	3- 0		3- 0		1- 0	
9- 2	2- 2		3- 0		AWAY	2- 0		2- 0		0- 0	
3- 0	1- 0		1- 0		NEUTRAL	0- 0		1- 0		0- 0	
12- 1	3- 1		5- 0		NON-CONFERENCE	2- 0		2- 0		1- 0	
5- 0	2- 0		1- 0		HOME	1- 0		1- 0		1- 0	
4- 1	0- 1		3- 0		AWAY	1- 0		0- 0		0- 0	
3- 0	1- 0		1- 0		NEUTRAL	0- 0		1- 0		0- 0	
10- 1	2- 1		1- 0		CONFERENCE	3- 0		4- 0		0- 0	
5- 0	0- 0		1- 0		HOME	2- 0		2- 0		0- 0	
5- 1	2- 1		0- 0		AWAY	1- 0		2- 0		0- 0	
0- 0	0- 0		0- 0		NEUTRAL	0- 0		0- 0		0- 0	

RPI	S	Opponent	Score	RPI	S	Opponent	Score	RPI	S	Opponent	Score	RPI	S	Opponent	Score
1	A	UConn	71 80	27	N	South Fla.	76 66	54	H	Miami (FL)	83 76	102	A	Wake Forest	96 73
4	A	Louisville	67 100	31	H	Marquette	91 85	59	H	Michigan St.	90 59	141	N	ETSU	77 46
6	A	Florida St.	100 69	34	A	Michigan	83 63	65	A	Georgia Tech	77 54	144	A	Pittsburgh	87 53
9	H	Tennessee	84 70	38	H	Syracuse	87 72	90	A	Penn	66 54	149	H	Clemson	90 37
19	A	Duke	72 54	45	A	Western Ky.	78 65	91	H	North Carolina	94 62	196	H	Boston College	89 60
23	N	South Carolina	92 85	50	A	Oregon St.	72 67					275	H	Mt. St. Mary's	121 65
24	H	DePaul	91 82												

LAST 12 Division I GAMES:															
19	A	Duke	72 54	196	H	Boston College	89 60	4	A	Louisville	67 100				
91	H	North Carolina	94 62					65	A	Georgia Tech	77 54				
6	A	Florida St.	100 69					54	H	Miami (FL)	83 76				
144	A	Pittsburgh	87 53					102	A	Wake Forest	96 73				
149	H	Clemson	90 37					38	H	Syracuse	87 72				
9	H	Tennessee	84 70												

Non-Div I Games:

Notre Dame

Oakland		Average RPI Win: 279	WON-LOST RECORD	WINNING PCT. RANK	LAST 10 GAMES	STRENGTH OF SCHEDULE	OPP. STRENGTH OF SCHEDULE	TEAM RPI	ADJ. RPI	CONF. RPI	ADJ CONF. RPI
Average RPI Loss: 97											
DIV. I ONLY	10- 11	193	4- 6	210	177	210	210	11	11		
DIV. I NON-CONF.	6- 4	122	1- 0	286	210	155	155	13	13		

TOTALS	RPI 1-25	RPI 26-50	W-L RECORDS	RPI 51-100	RPI 101-999	RPI 201+					
10- 11	0- 1	0- 2	OVERALL	0- 3	10- 5	10- 1					
4- 6	0- 1	0- 1	HOME	0- 1	4- 3	4- 1					
4- 5	0- 0	0- 1	AWAY	0- 2	4- 2	4- 0					
2- 0	0- 0	0- 0	NEUTRAL	0- 0	2- 0	2- 0					
6- 4	0- 0	0- 2	NON-CONFERENCE	0- 1	6- 1	6- 0					
2- 1	0- 0	0- 1	HOME	0- 0	2- 0	2- 0					
2- 3	0- 0	0- 1	AWAY	0- 1	2- 1	2- 0					
2- 0	0- 0	0- 0	NEUTRAL	0- 0	2- 0	2- 0					
4- 7	0- 1	0- 0	CONFERENCE	0- 2	4- 4	4- 1					
2- 5	0- 1	0- 0	HOME	0- 1	2- 3	2- 1					
2- 2	0- 0	0- 0	AWAY	0- 1	2- 1	2- 0					
0- 0	0- 0	0- 0	NEUTRAL	0- 0	0- 0	0- 0					

RPI 1-25				RPI 26-50				RPI 51-100				RPI 101+ Team's RPI: 210			
RPI	S	Opponent	Score	RPI	S	Opponent	Score	RPI	S	Opponent	Score	RPI	S	Opponent	Score
13	H	Green Bay	48 81	28	H	Central Mich.	85 103	59	A	Michigan St.	63 95	114	H	Milwaukee	62 74
				34	A	Michigan	69 78	63	A	IUPUI	64 80	124	A	Cleveland St.	62 70
								93	H	Wright St.	57 77	124	H	Cleveland St.	66 86
												189	A	Northwestern	70 88
												225	A	Youngstown St.	58 48
												225	H	Youngstown St.	76 86
												229	H	Niagara	67 59
												237	H	Northern Ky.	79 53
												267	H	Illinois St.	64 43
												272	A	Cornell	79 77
												290	A	Canisius	83 48
												308	H	Detroit Mercy	83 50
												312	N	Old Dominion	80 59
												314	A	Ill.-Chicago	67 63
												338	N	Ark.-Pine Bluff	69 37

LAST 12 Division I GAMES:															
124	H	Cleveland St.	66 86	314	A	Ill.-Chicago	67 63	237	H	Northern Ky.	79 53	93	H	Wright St.	57 77
225	H	Youngstown St.	76 86	225	A	Youngstown St.	58 48	124	A	Cleveland St.	62 70	338	N	Ark.-Pine Bluff	69 37
308	H	Detroit Mercy	83 50	63	A	IUPUI	64 80								
13	H	Green Bay	48 81												
114	H	Milwaukee	62 74												

Non-Div I Games: Mich.-Dearborn 104 44

Oakland

Average RPI	Win:	162	WON-LOST	WINNING	LAST 10	STRENGTH OF	OPP. STRENGTH	TEAM	ADJ.	CONF.	ADJ CONF.
Average RPI	Loss:	71	RECORD	PCT. RANK	GAMES	SCHEDULE	OF SCHEDULE	RPI	RPI	RPI	RPI
DIV. I ONLY		11- 9		144	6- 4	27	97	77	77	7	7
DIV. I NON-CONF.		5- 5		170	1- 1	61	182	109	109	8	8

TOTALS	RPI 1-25		RPI 26-50		W-L RECORDS	RPI 51-100		RPI 101-999		RPI 201+	
11- 9	0- 1		2- 3		OVERALL	1- 3		8- 2		4- 0	
6- 3	0- 1		1- 1		HOME	1- 1		4- 0		2- 0	
5- 4	0- 0		1- 0		AWAY	0- 1		4- 0		2- 0	
0- 2	0- 0		0- 1		NEUTRAL	0- 0		0- 1		0- 0	
5- 5	0- 0		1- 2		NON-CONFERENCE	0- 1		4- 2		3- 0	
2- 2	0- 0		0- 1		HOME	0- 1		2- 0		1- 0	
3- 1	0- 0		1- 0		AWAY	0- 0		2- 1		2- 0	
0- 2	0- 0		0- 1		NEUTRAL	0- 0		0- 1		0- 0	
6- 4	0- 1		1- 1		CONFERENCE	1- 2		4- 0		1- 0	
4- 1	0- 1		1- 0		HOME	1- 0		2- 0		1- 0	
2- 3	0- 0		0- 1		AWAY	0- 2		2- 0		0- 0	
0- 0	0- 0		0- 0		NEUTRAL	0- 0		0- 0		0- 0	

RPI	S	Opponent	Score	RPI	S	Opponent	Score	RPI	S	Opponent	Score	RPI	S	Opponent	Score
21	H	Buffalo	63 67	28	A	Central Mich.	58 82	61	A	Toledo	57 75	109	A	Western Mich.	69 54
				29	N	Virginia	59 77	61	H	Toledo	78 61	124	A	Cleveland St.	64 71
				34	H	Michigan	61 74	63	H	IUPUI	52 76	134	H	Northern Ill.	77 75
				35	A	Purdue	77 71	94	A	Miami (OH)	55 64	148	H	High Point	64 61
				40	H	Ball St.	80 76					182	A	Bowling Green	70 63
												187	N	Furman	68 70
												216	H	Akron	70 67
												222	H	N.C. A&T	72 65
												309	A	Eastern Ky.	69 57
												330	A	Marshall	54 52

Team's RPI: 77															
LAST 12 Division I GAMES:															
40	H	Ball St.	80 76	61	A	Toledo	57 75	216	H	Akron	70 67	28	A	Central Mich.	58 82
94	A	Miami (OH)	55 64	61	H	Toledo	78 61	222	H	N.C. A&T	72 65	29	N	Virginia	59 77
134	H	Northern Ill.	77 75	63	H	IUPUI	52 76								
182	A	Bowling Green	70 63												
21	H	Buffalo	63 67												
109	A	Western Mich.	69 54												

Non-Div I Games: Notre Dame (OH) 93 37

Ohio

Average RPI Win:	92	WON-LOST	WINNING	LAST 10	STRENGTH OF	OPP. STRENGTH	TEAM	ADJ.	CONF.	ADJ CONF.
Average RPI Loss:	19	RECORD	PCT. RANK	GAMES	SCHEDULE	OF SCHEDULE	RPI	RPI	RPI	RPI
DIV. I ONLY	19- 5	30	7- 3	5	7	5	5	3	3	
DIV. I NON-CONF.	11- 2	22	1- 0	8	5	6	6	4	4	

TOTALS	RPI 1-25	RPI 26-50	W-L RECORDS	RPI 51-100	RPI 101-999	RPI 201+				
19- 5	2- 4	2- 1	OVERALL	8- 0	7- 0	0- 0				
10- 2	1- 1	0- 1	HOME	6- 0	3- 0	0- 0				
6- 3	0- 3	1- 0	AWAY	2- 0	3- 0	0- 0				
3- 0	1- 0	1- 0	NEUTRAL	0- 0	1- 0	0- 0				
11- 2	2- 2	1- 0	NON-CONFERENCE	2- 0	6- 0	0- 0				
6- 1	1- 1	0- 0	HOME	2- 0	3- 0	0- 0				
2- 1	0- 1	0- 0	AWAY	0- 0	2- 0	0- 0				
3- 0	1- 0	1- 0	NEUTRAL	0- 0	1- 0	0- 0				
8- 3	0- 2	1- 1	CONFERENCE	6- 0	1- 0	0- 0				
4- 1	0- 0	0- 1	HOME	4- 0	0- 0	0- 0				
4- 2	0- 2	1- 0	AWAY	2- 0	1- 0	0- 0				
0- 0	0- 0	0- 0	NEUTRAL	0- 0	0- 0	0- 0				

RPI	S	Opponent	Score	RPI	S	Opponent	Score	RPI	S	Opponent	Score	RPI	S	Opponent	Score
4	H	Louisville	90 95	34	A	Michigan	78 71	53	H	Minnesota	91 75	113	H	Dartmouth	103 70
12	H	Stanford	85 64	34	H	Michigan	75 84	57	A	Nebraska	73 61	143	A	Cincinnati	87 76
12	N	Stanford	94 82	36	N	FGCU	104 62	59	H	Michigan St.	78 62	162	H	Idaho	99 56
17	A	Maryland	69 99					62	H	Quinnipiac	95 63	168	H	Washington	85 76
19	A	Duke	60 69					72	A	Indiana	77 62	177	N	Memphis	100 69
22	A	Iowa	89 103					72	H	Indiana	85 70	178	A	Florida	103 77
								80	H	Penn St.	94 64	186	A	Wisconsin	68 55
								81	H	Maine	83 70				

LAST 12 Division I GAMES:															
186	A	Wisconsin	68 55	72	A	Indiana	77 62								
80	H	Penn St.	94 64	34	A	Michigan	78 71								
59	H	Michigan St.	78 62	53	H	Minnesota	91 75								
22	A	Iowa	89 103	72	H	Indiana	85 70								
17	A	Maryland	69 99	57	A	Nebraska	73 61								
34	H	Michigan	75 84	143	A	Cincinnati	87 76								

Non-Div I Games:

Ohio St.

Oklahoma

Average RPI Win: 104		WON-LOST RECORD		WINNING PCT. RANK		LAST 10 GAMES		STRENGTH OF SCHEDULE		OPP. STRENGTH OF SCHEDULE		TEAM RPI		ADJ. RPI		CONF. RPI		ADJ CONF. RPI	
Average RPI Loss: 51																			
DIV. I ONLY		12- 11		166		6- 4		2		24		30		30		4		4	
DIV. I NON-CONF.		5- 6		187		0- 0		3		18		34		34		5		5	
TOTALS		RPI 1-25		RPI 26-50		W-L RECORDS		RPI 51-100		RPI 101-999		RPI 201+							
12- 11		0- 5		2- 1		OVERALL		5- 3		5- 2		2- 0							
8- 4		0- 2		2- 0		HOME		4- 1		2- 1		1- 0							
4- 6		0- 2		0- 1		AWAY		1- 2		3- 1		1- 0							
0- 1		0- 1		0- 0		NEUTRAL		0- 0		0- 0		0- 0							
5- 6		0- 3		1- 1		NON-CONFERENCE		2- 0		2- 2		1- 0							
4- 1		0- 0		1- 0		HOME		2- 0		1- 1		1- 0							
1- 4		0- 2		0- 1		AWAY		0- 0		1- 1		0- 0							
0- 1		0- 1		0- 0		NEUTRAL		0- 0		0- 0		0- 0							
7- 5		0- 2		1- 0		CONFERENCE		3- 3		3- 0		1- 0							
4- 3		0- 2		1- 0		HOME		2- 1		1- 0		0- 0							
3- 2		0- 0		0- 0		AWAY		1- 2		2- 0		1- 0							
0- 0		0- 0		0- 0		NEUTRAL		0- 0		0- 0		0- 0							

RPI 1-25				RPI 26-50				Team's RPI: 30				RPI 51-100				RPI 101+			
RPI	S	Opponent	Score	RPI	S	Opponent	Score	RPI	S	Opponent	Score	RPI	S	Opponent	Score	RPI	S	Opponent	Score
1	N	UConn	64 88	27	H	South Fla.	79 74	52	A	TCU	58 62	110	A	Colorado St.	78 46				
7	A	Oregon	74 92	41	A	South Dakota St.	61 67	52	H	TCU	84 71	115	A	Iowa St.	74 69				
8	H	Baylor	52 74	46	H	West Virginia	76 57	55	A	Oklahoma St.	82 96	128	A	Little Rock	56 68				
11	H	Texas	78 88					55	H	Oklahoma St.	67 70	136	H	Kansas	97 64				
24	A	DePaul	108 111					68	H	Belmont	96 73	178	H	Florida	61 80				
								78	H	New Mexico	105 63	214	H	SMU	87 75				
								88	A	Kansas St.	76 71	220	A	Texas Tech	73 52				
								88	H	Kansas St.	68 49								
LAST 12 Division I GAMES:																			
				46	H	West Virginia	76 57	8	H	Baylor	52 74								
				88	H	Kansas St.	68 49	220	A	Texas Tech	73 52								
				52	A	TCU	58 62	55	A	Oklahoma St.	82 96								
				136	H	Kansas	97 64	52	H	TCU	84 71								
				55	H	Oklahoma St.	67 70	115	A	Iowa St.	74 69								
				88	A	Kansas St.	76 71	11	H	Texas	78 88								

Non-Di v I Games:

Oklahoma

Oklahoma

Average RPI	Win:	174	WON-LOST	WINNING	LAST 10	STRENGTH OF	OPP. STRENGTH	TEAM	ADJ.	CONF.	ADJ CONF.
Average RPI	Loss:	39	RECORD	PCT. RANK	GAMES	SCHEDULE	OF SCHEDULE	RPI	RPI	RPI	RPI
DIV. I ONLY		16- 6	58	6- 4	92	21	55	55	4	4	
DIV. I NON-CONF.		9- 2	34	1- 0	177	97	64	64	5	5	

TOTALS	RPI 1-25		RPI 26-50		W-L RECORDS		RPI 51-100		RPI 101-999		RPI 201+
16- 6	1- 4		3- 0		OVERALL		2- 1		10- 1		7- 0
13- 1	1- 0		2- 0		HOME		1- 0		9- 1		6- 0
2- 4	0- 3		1- 0		AWAY		0- 1		1- 0		1- 0
1- 1	0- 1		0- 0		NEUTRAL		1- 0		0- 0		0- 0
9- 2	1- 2		0- 0		NON-CONFERENCE		1- 0		7- 0		5- 0
8- 0	1- 0		0- 0		HOME		0- 0		7- 0		5- 0
0- 1	0- 1		0- 0		AWAY		0- 0		0- 0		0- 0
1- 1	0- 1		0- 0		NEUTRAL		1- 0		0- 0		0- 0
7- 4	0- 2		3- 0		CONFERENCE		1- 1		3- 1		2- 0
5- 1	0- 0		2- 0		HOME		1- 0		2- 1		1- 0
2- 3	0- 2		1- 0		AWAY		0- 1		1- 0		1- 0
0- 0	0- 0		0- 0		NEUTRAL		0- 0		0- 0		0- 0

RPI 1-25				RPI 26-50				RPI 51-100				Team's RPI: 55	RPI 101+			
RPI	S	Opponent	Score	RPI	S	Opponent	Score	RPI	S	Opponent	Score		RPI	S	Opponent	Score
3	A	Mississippi St.	76 79	30	A	Oklahoma	70 67	71	N	South Dakota	76 68		115	H	Iowa St.	69 78
8	A	Baylor	64 77	30	H	Oklahoma	96 82	88	A	Kansas St.	64 80		136	H	Kansas	92 63
9	N	Tennessee	69 79	46	H	West Virginia	79 73	88	H	Kansas St.	76 68		154	H	Wichita St.	91 67
10	H	UCLA	87 72										199	H	Southern U.	94 66
11	A	Texas	79 84										220	A	Texas Tech	98 57
													220	H	Texas Tech	80 62
													297	H	USC Upstate	108 71
													302	H	Incarinate Word	86 35
													319	H	UTRGV	80 38
													323	H	Northwestern St.	78 44
													334	H	La. -Monroe	112 58
LAST 12 Division I GAMES:																
136	H	Kansas	92 63	88	A	Kansas St.	64 80									
8	A	Baylor	64 77	30	H	Oklahoma	96 82									
220	H	Texas Tech	80 62	11	A	Texas	79 84									
115	H	Iowa St.	69 78	88	H	Kansas St.	76 68									
30	A	Oklahoma	70 67	220	A	Texas Tech	98 57									
46	H	West Virginia	79 73	334	H	La. -Monroe	112 58									

Non-Div I Games:

Oklahoma St.

Average RPI Win:	309	WON-LOST	WINNING	LAST 10	STRENGTH OF	OPP. STRENGTH	TEAM	ADJ.	CONF.	ADJ CONF.
Average RPI Loss:	159	RECORD	PCT. RANK	GAMES	SCHEDULE	OF SCHEDULE	RPI	RPI	RPI	RPI
DIV. I ONLY	5- 18	309	3- 7	193	247	312	312	18	18	
DIV. I NON-CONF.	2- 12	306	1- 2	145	261	301	301	19	19	

TOTALS	RPI 1-25	RPI 26-50	W-L RECORDS	RPI 51-100	RPI 101-999	RPI 201+				
5- 18	0- 2	0- 0	OVERALL	0- 2	5- 14	5- 6				
5- 7	0- 2	0- 0	HOME	0- 1	5- 4	5- 1				
0- 8	0- 0	0- 0	AWAY	0- 1	0- 7	0- 3				
0- 3	0- 0	0- 0	NEUTRAL	0- 0	0- 3	0- 2				
2- 12	0- 2	0- 0	NON-CONFERENCE	0- 1	2- 9	2- 4				
2- 5	0- 2	0- 0	HOME	0- 0	2- 3	2- 1				
0- 4	0- 0	0- 0	AWAY	0- 1	0- 3	0- 1				
0- 3	0- 0	0- 0	NEUTRAL	0- 0	0- 3	0- 2				
3- 6	0- 0	0- 0	CONFERENCE	0- 1	3- 5	3- 2				
3- 2	0- 0	0- 0	HOME	0- 1	3- 1	3- 0				
0- 4	0- 0	0- 0	AWAY	0- 0	0- 4	0- 2				
0- 0	0- 0	0- 0	NEUTRAL	0- 0	0- 0	0- 0				

RPI 1-25				RPI 26-50				RPI 51-100				RPI 101+ Team's RPI: 312			
RPI	S	Opponent	Score	RPI	S	Opponent	Score	RPI	S	Opponent	Score	RPI	S	Opponent	Score
18	H	NC State	56 73					75	H	UAB	61 74	107	A	Rice	45 53
19	H	Duke	51 84					97	A	George Mason	53 66	108	H	Liberty	55 63
												130	N	Saint Francis (PA)	68 79
												137	A	William & Mary	58 75
												143	H	Cincinnati	33 54
												176	H	Charlotte	60 63
												185	A	Hampton	42 50
												193	A	Louisiana Tech	45 59
												202	N	Abilene Christian	60 74
												209	H	Richmond	45 54
												210	N	Oakland	59 80
												251	A	North Texas	46 63
												291	H	Coppin St.	75 67
												294	H	FIU	68 60
												300	A	VCU	39 68
												304	A	UTSA	56 64
												304	H	UTSA	69 63
												326	H	South Carolina St.	52 35
												330	H	Marshall	69 53

LAST 12 Division I GAMES:															
294	H	FIU	68 60	304	A	UTSA	56 64								
107	A	Rice	45 53	251	A	North Texas	46 63								
193	A	Louisiana Tech	45 59	176	H	Charlotte	60 63								
304	H	UTSA	69 63	75	H	UAB	61 74								
330	H	Marshall	69 53	326	H	South Carolina St.	52 35								
185	A	Hampton	42 50	202	N	Abilene Christian	60 74								

Non-Div I Games:

Old Dominion

Ole Miss		Average RPI Win: 213	WON-LOST RECORD	WINNING PCT. RANK	LAST 10 GAMES	STRENGTH OF SCHEDULE	OPP. STRENGTH OF SCHEDULE	TEAM RPI	ADJ. RPI	CONF. RPI	ADJ CONF. RPI
Average RPI Loss: 59											
DIV. I ONLY	11- 12	186	1- 9	39	84	119	119	2	2		
DIV. I NON-CONF.	10- 3	51	1- 1	171	262	78	78	2	2		

TOTALS	RPI 1-25	RPI 26-50	W-L RECORDS	RPI 51-100	RPI 101-999	RPI 201+					
11- 12	0- 7	0- 0	OVERALL	0- 2	11- 3	5- 0					
9- 4	0- 3	0- 0	HOME	0- 0	9- 1	4- 0					
1- 7	0- 0	0- 0	AWAY	0- 0	1- 0	0- 0					
1- 1	0- 0	0- 0	NEUTRAL	0- 1	1- 0	1- 0					
10- 3	0- 1	0- 0	NON-CONFERENCE	0- 1	10- 1	5- 0					
8- 0	0- 0	0- 0	HOME	0- 0	8- 0	4- 0					
1- 2	0- 1	0- 0	AWAY	0- 0	1- 1	0- 0					
1- 1	0- 0	0- 0	NEUTRAL	0- 1	1- 0	1- 0					
1- 9	0- 6	0- 0	CONFERENCE	0- 1	1- 2	0- 0					
1- 4	0- 3	0- 0	HOME	0- 0	1- 1	0- 0					
0- 5	0- 3	0- 0	AWAY	0- 1	0- 1	0- 0					
0- 0	0- 0	0- 0	NEUTRAL	0- 0	0- 0	0- 0					

RPI 1-25				RPI 26-50				RPI 51-100				RPI 101+ Team's RPI: 119			
RPI	S	Opponent	Score	RPI	S	Opponent	Score	RPI	S	Opponent	Score	RPI	S	Opponent	Score
3	A	Mississippi St.	45 76					87	A	Arkansas	72 73	101	H	South Ala.	66 59
3	H	Mississippi St.	49 69					89	N	Saint Louis	64 79	123	H	Vanderbilt	72 75
7	A	Oregon	46 90									129	H	Middle Tenn.	65 56
9	A	Tennessee	66 75									155	A	Portland St.	79 94
15	H	Missouri	48 67									163	H	Southern Miss.	68 59
20	A	Georgia	45 69									174	A	Temple	64 48
23	H	South Carolina	62 88									178	A	Florida	60 61
												178	H	Florida	78 75
												192	H	Troy	96 93
												211	H	Arkansas St.	74 48
												246	H	Texas Southern	73 58
												296	H	Kennesaw St.	92 63
												323	H	Northwestern St.	75 44
												327	N	Delaware St.	110 58

LAST 12 Division I GAMES:															
20	A	Georgia	45 69	3	A	Mississippi St.	45 76								
123	H	Vanderbilt	72 75	178	H	Florida	78 75								
3	H	Mississippi St.	49 69	23	H	South Carolina	62 88								
9	A	Tennessee	66 75	87	A	Arkansas	72 73								
178	A	Florida	60 61	246	H	Texas Southern	73 58								
15	H	Missouri	48 67	155	A	Portland St.	79 94								

Non-Div I Games:

Ole Miss

Average RPI Win:	247	WON-LOST	WINNING	LAST 10	STRENGTH OF	OPP. STRENGTH	TEAM	ADJ.	CONF.	ADJ CONF.
Average RPI Loss:	144	RECORD	PCT. RANK	GAMES	SCHEDULE	OF SCHEDULE	RPI	RPI	RPI	RPI
DIV. I ONLY	7- 11	236	2- 7	179	227	233	233	14	14	
DIV. I NON-CONF.	6- 4	122	1- 2	275	299	156	156	17	17	

TOTALS	RPI 1-25	RPI 26-50	W-L RECORDS	RPI 51-100	RPI 101-999	RPI 201+				
7- 11	0- 0	0- 3	OVERALL	0- 2	7- 6	5- 4				
4- 5	0- 0	0- 2	HOME	0- 0	4- 3	3- 1				
3- 6	0- 0	0- 1	AWAY	0- 2	3- 3	2- 3				
0- 0	0- 0	0- 0	NEUTRAL	0- 0	0- 0	0- 0				
6- 4	0- 0	0- 1	NON-CONFERENCE	0- 1	6- 2	4- 2				
3- 1	0- 0	0- 1	HOME	0- 0	3- 0	2- 0				
3- 3	0- 0	0- 0	AWAY	0- 1	3- 2	2- 2				
0- 0	0- 0	0- 0	NEUTRAL	0- 0	0- 0	0- 0				
1- 7	0- 0	0- 2	CONFERENCE	0- 1	1- 4	1- 2				
1- 4	0- 0	0- 1	HOME	0- 0	1- 3	1- 1				
0- 3	0- 0	0- 1	AWAY	0- 1	0- 1	0- 1				
0- 0	0- 0	0- 0	NEUTRAL	0- 0	0- 0	0- 0				

RPI	S	Opponent	Score	RPI	S	Opponent	Score	RPI	S	Opponent	Score	RPI	S	Opponent	Score	Team's RPI: 233
39	H	Creighton	51 72	71	A	South Dakota	46 70	104	H	Western Ill.	51 90	153	H	UNI	78 74	
41	A	South Dakota St.	64 89	88	A	Kansas St.	60 81	183	A	CSUN	68 60	195	H	Denver	74 85	
41	H	South Dakota St.	54 103					205	H	Oral Roberts	53 82	219	H	Montana St.	64 53	
								238	A	CSU Bakersfield	43 52	245	A	Bradley	56 69	
								268	H	North Dakota St.	80 67	270	A	Wofford	64 60	
								297	A	USC Upstate	69 66	318	A	Fort Wayne	65 76	
								340	H	Florida A&M	78 73					

LAST 12 Division I GAMES:																
41	H	South Dakota St.	54 103	41	A	South Dakota St.	64 89	205	H	Oral Roberts	53 82	183	A	CSUN	68 60	
268	H	North Dakota St.	80 67	238	A	CSU Bakersfield	43 52	219	H	Creighton	51 72	245	A	UNI	78 74	
71	A	South Dakota	46 70	270	A	Wofford	64 60	318	A	Fort Wayne	65 76					
195	H	Denver	74 85													
104	H	Western Ill.	51 90													
318	A	Fort Wayne	65 76													

Non-Div I Games: Graceland (IA) 96 69 Peru St. 63 47 St. Mary (NE) 81 58

Omaha

Average RPI Win:	278	WON-LOST	WINNING	LAST 10	STRENGTH OF	OPP. STRENGTH	TEAM	ADJ.	CONF.	ADJ CONF.
Average RPI Loss:	95	RECORD	PCT. RANK	GAMES	SCHEDULE	OF SCHEDULE	RPI	RPI	RPI	RPI
DIV. I ONLY	12- 9	133	5- 4	307	180	205	205	14	14	
DIV. I NON-CONF.	7- 5	132	1- 1	334	207	217	217	17	17	

TOTALS	RPI 1-25	RPI 26-50	W-L RECORDS	RPI 51-100	RPI 101-999	RPI 201+				
12- 9	0- 0	0- 1	OVERALL	0- 4	12- 4	10- 0				
4- 4	0- 0	0- 1	HOME	0- 2	4- 1	3- 0				
4- 5	0- 0	0- 0	AWAY	0- 2	4- 3	3- 0				
4- 0	0- 0	0- 0	NEUTRAL	0- 0	4- 0	4- 0				
7- 5	0- 0	0- 0	NON-CONFERENCE	0- 3	7- 2	6- 0				
1- 1	0- 0	0- 0	HOME	0- 1	1- 0	1- 0				
2- 4	0- 0	0- 0	AWAY	0- 2	2- 2	1- 0				
4- 0	0- 0	0- 0	NEUTRAL	0- 0	4- 0	4- 0				
5- 4	0- 0	0- 1	CONFERENCE	0- 1	5- 2	4- 0				
3- 3	0- 0	0- 1	HOME	0- 1	3- 1	2- 0				
2- 1	0- 0	0- 0	AWAY	0- 0	2- 1	2- 0				
0- 0	0- 0	0- 0	NEUTRAL	0- 0	0- 0	0- 0				

RPI 1-25	RPI 26-50	RPI 51-100	RPI 101+	Team's RPI: 205
RPI S Opponent Score	RPI S Opponent Score	RPI S Opponent Score	RPI S Opponent Score	
	41 H South Dakota St. 70 77	52 A TCU 58 72	104 A Western Ill. 49 56	
		71 H South Dakota 68 73	104 H Western Ill. 63 85	
		85 A Utah 50 71	117 A Missouri St. 66 76	
		87 H Arkansas 66 77	170 A Tulsa 53 41	
			195 H Denver 90 60	
			198 A UT Arlington 46 70	
			233 A Omaha 82 53	
			257 A UMKC 76 73	
			268 H North Dakota St. 71 48	
			278 N Alcorn 76 52	
			298 N Cal St. Fullerton 60 50	
			318 A Fort Wayne 73 48	
			318 H Fort Wayne 66 45	
			320 H Houston Baptist 78 56	
			335 N Long Beach St. 64 58	
			345 N Chicago St. 73 43	
LAST 12 Division I GAMES:				
	104 H Western Ill. 63 85	104 A Western Ill. 49 56		
	318 H Fort Wayne 66 45	318 A Fort Wayne 73 48		
	195 H Denver 90 60	233 A Omaha 82 53		
	71 H South Dakota 68 73	85 A Utah 50 71		
	41 H South Dakota St. 70 77	345 N Chicago St. 73 43		
	268 H North Dakota St. 71 48	278 N Alcorn 76 52		

Non-Div I Games: Okla. Panhandle 88 35 Cent. Christian (KS) 18 47

Average RPI Win: 117

Average RPI Loss: 17

WON-LOST
RECORDWINNING
PCT. RANKLAST 10
GAMESSTRENGTH OF
SCHEDULEOPP. STRENGTH
OF SCHEDULETEAM
RPIADJ.
RPICONF.
RPIADJ CONF.
RPIDIV. I ONLY
DIV. I NON-CONF.21- 4
11- 214
228- 2
0- 013
1115
177
57
55
35
3

TOTALS

RPI 1-25

RPI 26-50

W-L RECORDS

RPI 51-100

RPI 101-999

RPI 201+

21- 4

3- 3

5- 1

OVERALL

3- 0

10- 0

3- 0

14- 1

0- 1

4- 0

HOME

2- 0

8- 0

2- 0

5- 3

2- 2

1- 1

AWAY

1- 0

1- 0

0- 0

2- 0

1- 0

0- 0

NEUTRAL

0- 0

1- 0

1- 0

11- 2

2- 2

1- 0

NON-CONFERENCE

1- 0

7- 0

2- 0

8- 0

0- 0

1- 0

HOME

1- 0

6- 0

1- 0

1- 2

1- 2

0- 0

AWAY

0- 0

0- 0

0- 0

2- 0

1- 0

0- 0

NEUTRAL

0- 0

1- 0

1- 0

10- 2

1- 1

4- 1

CONFERENCE

2- 0

3- 0

1- 0

6- 1

0- 1

3- 0

HOME

1- 0

2- 0

1- 0

4- 1

1- 0

1- 1

AWAY

1- 0

1- 0

0- 0

0- 0

0- 0

0- 0

NEUTRAL

0- 0

0- 0

0- 0

RPI 1-25

Team's RPI: 7

RPI 26-50

RPI 51-100

RPI 101+

RPI	S	Opponent	Score
3	A	Mississippi St.	79 90
4	A	Louisville	61 74
10	A	UCLA	70 61
12	H	Stanford	65 78
16	A	Texas A&M	83 68
16	N	Texas A&M	84 62

RPI	S	Opponent	Score
30	H	Oklahoma	92 74
33	H	Arizona St.	74 64
37	H	California	91 54
49	A	Southern California	70 66
50	A	Oregon St.	79 85
50	H	Oregon St.	75 63

RPI	S	Opponent	Score
83	H	Washington St.	89 56
85	A	Utah	84 68
86	H	Drake	110 77

RPI	S	Opponent	Score
119	H	Ole Miss	90 46
131	A	Colorado	74 55
139	H	Weber St.	114 87
168	H	Washington	94 83
183	H	CSUN	91 43
185	H	Hampton	87 45
194	H	Eastern Wash.	81 40
252	N	Hawaii	85 44
282	H	Arizona	62 44
303	H	Southern Utah	98 38

LAST 12 Division I GAMES:

12	H	Stanford	65 78	33	H	Arizona St.	74 64
37	H	California	91 54	282	H	Arizona	62 44
85	A	Utah	84 68	10	A	UCLA	70 61
131	A	Colorado	74 55	49	A	Southern California	70 66
50	H	Oregon St.	75 63	168	H	Washington	94 83
50	A	Oregon St.	79 85	83	H	Washington St.	89 56

Non-Div I Games:

Oregon

Loss, Non-Conf, S Site, H Home A Away N Neutral

Average RPI Win:	174	WON-LOST	WINNING	LAST 10	STRENGTH OF	OPP. STRENGTH	TEAM	ADJ.	CONF.	ADJ CONF.
Average RPI Loss:	17	RECORD	PCT. RANK	GAMES	SCHEDULE	OF SCHEDULE	RPI	RPI	RPI	RPI
DIV. I ONLY	17- 6	53	6- 4	80	44	50	50	5	5	
DIV. I NON-CONF.	9- 2	34	0- 0	252	152	87	87	3	3	

TOTALS	RPI 1-25	RPI 26-50	W-L RECORDS	RPI 51-100	RPI 101-999	RPI 201+				
17- 6	1- 5	2- 1	OVERALL	3- 0	11- 0	6- 0				
12- 2	1- 2	2- 0	HOME	2- 0	7- 0	4- 0				
3- 4	0- 3	0- 1	AWAY	1- 0	2- 0	1- 0				
2- 0	0- 0	0- 0	NEUTRAL	0- 0	2- 0	1- 0				
9- 2	0- 2	0- 0	NON-CONFERENCE	1- 0	8- 0	5- 0				
6- 1	0- 1	0- 0	HOME	1- 0	5- 0	3- 0				
1- 1	0- 1	0- 0	AWAY	0- 0	1- 0	1- 0				
2- 0	0- 0	0- 0	NEUTRAL	0- 0	2- 0	1- 0				
8- 4	1- 3	2- 1	CONFERENCE	2- 0	3- 0	1- 0				
6- 1	1- 1	2- 0	HOME	1- 0	2- 0	1- 0				
2- 3	0- 2	0- 1	AWAY	1- 0	1- 0	0- 0				
0- 0	0- 0	0- 0	NEUTRAL	0- 0	0- 0	0- 0				

RPI 1-25				RPI 26-50				Team's RPI: 50				RPI 51-100				RPI 101+			
RPI	S	Opponent	Score	RPI	S	Opponent	Score	RPI	S	Opponent	Score	RPI	S	Opponent	Score	RPI	S	Opponent	Score
2	H	Notre Dame	67 72	33	H	Ari zona St.	57 54	70	H	UC Davi s	61 47	131	A	Col orado	86 71				
7	A	Oregon	63 75	37	H	Cal i forn i a	68 48	83	H	Washing ton St.	71 53	158	H	North Dakota	65 55				
7	H	Oregon	85 79	49	A	Southern Cal i forn i a	61 65	85	A	Utah	69 58	168	H	Washi ngton	75 63				
10	A	UCLA	49 84									188	N	Nevada	89 49				
12	H	Stanford	57 60									201	H	UC Santa Barbara	74 49				
19	A	Duke	65 72									248	H	San Jose St.	110 62				
												282	H	Ari zona	88 48				
												287	N	Utah St.	94 55				
												306	H	Utah Valley	98 41				
												333	A	N.C. Central	97 44				
												343	H	Savannah St.	84 36				
LAST 12 Division I GAMES:																			
				37	H	Cal i forn i a	68 48	282	H	Ari zona	88 48								
				12	H	Stanford	57 60	33	H	Ari zona St.	57 54								
				131	A	Col orado	86 71	49	A	Southern Cal i forn i a	61 65								
				85	A	Utah	69 58	10	A	UCLA	49 84								
				7	A	Oregon	63 75	83	H	Washing ton St.	71 53								
				7	H	Oregon	85 79	168	H	Washi ngton	75 63								

Non-Div I Games:

Oregon St.

Average RPI	Win:	208	WON-LOST	WINNING	LAST 10	STRENGTH OF	OPP. STRENGTH	TEAM	ADJ.	CONF.	ADJ CONF.
Average RPI	Loss:	95	RECORD	PCT. RANK	GAMES	SCHEDULE	OF SCHEDULE	RPI	RPI	RPI	RPI
DIV. I ONLY		11- 11		172	6- 4	88	135	151	151	13	13
DIV. I NON-CONF.		5- 5		170	0- 0	48	137	128	128	11	11

TOTALS	RPI 1-25		RPI 26-50		W-L RECORDS	RPI 51-100		RPI 101-999		RPI 201+	
11- 11	0- 0		1- 3		OVERALL	0- 3		10- 5		8- 0	
8- 6	0- 0		1- 2		HOME	0- 2		7- 2		5- 0	
3- 5	0- 0		0- 1		AWAY	0- 1		3- 3		3- 0	
0- 0	0- 0		0- 0		NEUTRAL	0- 0		0- 0		0- 0	
5- 5	0- 0		1- 2		NON-CONFERENCE	0- 1		4- 2		3- 0	
4- 3	0- 0		1- 1		HOME	0- 1		3- 1		2- 0	
1- 2	0- 0		0- 1		AWAY	0- 0		1- 1		1- 0	
0- 0	0- 0		0- 0		NEUTRAL	0- 0		0- 0		0- 0	
6- 6	0- 0		0- 1		CONFERENCE	0- 2		6- 3		5- 0	
4- 3	0- 0		0- 1		HOME	0- 1		4- 1		3- 0	
2- 3	0- 0		0- 0		AWAY	0- 1		2- 2		2- 0	
0- 0	0- 0		0- 0		NEUTRAL	0- 0		0- 0		0- 0	

RPI 1-25				RPI 26-50				RPI 51-100				RPI 101+				Team's RPI: 151	
RPI	S	Opponent	Score	RPI	S	Opponent	Score	RPI	S	Opponent	Score	RPI	S	Opponent	Score		
32	A	Northern Colo.	55 80	32	A	Northern Colo.	55 80	70	H	UC Davis	58 90	103	H	Lamar University	80 75		
37	H	Cal i forni a	85 92	37	H	Cal i forni a	85 92	78	A	Sai nt Mary' s (CA)	88 96	118	A	BYU	65 77		
42	H	Gonzaga	72 99	42	H	Gonzaga	72 99	78	H	Sai nt Mary' s (CA)	69 70	118	H	BYU	83 76		
47	H	UCF	78 74	47	H	UCF	78 74					121	H	Brown	57 74		
												146	A	Fresno St.	70 81		
												159	A	Loyola Marymount	60 75		
												166	H	San Franci sco	71 81		
												206	A	Seattle U	85 73		
												213	A	San Di ego	81 68		
												235	A	Pepperdi ne	85 77		
												235	H	Pepperdi ne	84 73		
												248	H	San Jose St.	106 97		
												273	H	Santa Clara	55 37		
												298	H	Cal St. Fullerton	81 65		
												311	H	Portl and	91 55		
LAST 12 Division I GAMES:																	
235	H	Pepperdi ne	84 73	235	H	Pepperdi ne	84 73	311	H	Portl and	91 55						
273	H	Santa Clara	55 37	273	H	Santa Clara	55 37	213	A	San Di ego	81 68						
118	H	BYU	83 76	118	H	BYU	83 76	118	A	BYU	65 77						
166	H	San Franci sco	71 81	166	H	San Franci sco	71 81	78	H	Saint Mary' s (CA)	69 70						
78	A	Saint Mary' s (CA)	88 96	78	A	Saint Mary' s (CA)	88 96	159	A	Loyola Marymount	60 75						
235	A	Pepperdi ne	85 77	235	A	Pepperdi ne	85 77	42	H	Gonzaga	72 99						

Non-Div I Games: UC Merced 123 59

Paci fi c

Average RPI Win: 201
Average RPI Loss: 102

WON-LOST
RECORD

WINNING
PCT. RANK

LAST 10
GAMES

STRENGTH OF
SCHEDULE

OPP. STRENGTH
OF SCHEDULE

TEAM
RPI

ADJ.
RPI

CONF.
RPI

ADJ CONF.
RPI

DIV. I ONLY	12- 5	67	8- 1	189	100	90	90	9	9
DIV. I NON-CONF.	8- 4	87	6- 0	246	73	105	105	9	9

TOTALS	RPI 1-25	RPI 26-50	W-L RECORDS	RPI 51-100	RPI 101-999	RPI 201+			
12- 5	0- 1	1- 1	OVERALL	0- 1	11- 2	5- 1			
4- 2	0- 1	0- 1	HOME	0- 0	4- 0	3- 0			
6- 2	0- 0	1- 0	AWAY	0- 0	5- 2	1- 1			
2- 1	0- 0	0- 0	NEUTRAL	0- 1	2- 0	1- 0			
8- 4	0- 1	1- 0	NON-CONFERENCE	0- 1	7- 2	4- 1			
2- 1	0- 1	0- 0	HOME	0- 0	2- 0	2- 0			
4- 2	0- 0	1- 0	AWAY	0- 0	3- 2	1- 1			
2- 1	0- 0	0- 0	NEUTRAL	0- 1	2- 0	1- 0			
4- 1	0- 0	0- 1	CONFERENCE	0- 0	4- 0	1- 0			
2- 1	0- 0	0- 1	HOME	0- 0	2- 0	1- 0			
2- 0	0- 0	0- 0	AWAY	0- 0	2- 0	0- 0			
0- 0	0- 0	0- 0	NEUTRAL	0- 0	0- 0	0- 0			

RPI 1-25				RPI 26-50				RPI 51-100 Team's RPI: 90				RPI 101+			
RPI	S	Opponent	Score	RPI	S	Opponent	Score	RPI	S	Opponent	Score	RPI	S	Opponent	Score
2	H	Notre Dame	54 66	26	A	Villanova	79 77	65	N	Georgia Tech	55 69	116	A	Yale	69 54
				48	H	Princeton	55 70					117	N	Missouri St.	65 60
												121	A	Brown	88 55
												164	A	Binghamton	72 77
												174	A	Temple	74 59
												181	A	Saint Joseph's	57 50
												190	H	Columbia	70 51
												232	A	La Salle	59 66
												243	H	Lafayette	55 42
												272	H	Cornell	68 48
												300	N	VCU	82 52
												332	H	Rhode Island	84 66
												344	A	NJIT	77 38
LAST 12 Division I GAMES:															
116	A	Yale	69 54	48	H	Princeton	55 70	344	A	NJIT	77 38				
121	A	Brown	88 55	300	N	VCU	82 52								
174	A	Temple	74 59	332	H	Rhode Island	84 66								
26	A	Villanova	79 77	181	A	Saint Joseph's	57 50								
190	H	Columbia	70 51	2	H	Notre Dame	54 66								
272	H	Cornell	68 48												

Non-Div I Games: Gwynedd Mercy 89 25

Penn

Average RPI Win: 155

Average RPI Loss: 75

WON-LOST
RECORDWINNING
PCT. RANKLAST 10
GAMESSTRENGTH OF
SCHEDULEOPP. STRENGTH
OF SCHEDULETEAM
RPIADJ.
RPICONF.
RPIADJ CONF.
RPIDIV. I ONLY
DIV. I NON-CONF.14- 10
9- 4126
825- 5
0- 161
19049
14180
8980
893
43
4

TOTALS

RPI 1-25

RPI 26-50

W-L RECORDS

RPI 51-100

RPI 101-999

RPI 201+

14- 10

1- 3

0- 2

OVERALL

4- 3

9- 2

3- 1

10- 2

1- 1

0- 0

HOME

4- 1

5- 0

2- 0

4- 6

0- 2

0- 2

AWAY

0- 1

4- 1

1- 1

0- 2

0- 0

0- 0

NEUTRAL

0- 1

0- 1

0- 0

9- 4

0- 0

0- 0

NON-CONFERENCE

2- 2

7- 2

3- 1

6- 0

0- 0

0- 0

HOME

2- 0

4- 0

2- 0

3- 2

0- 0

0- 0

AWAY

0- 1

3- 1

1- 1

0- 2

0- 0

0- 0

NEUTRAL

0- 1

0- 1

0- 0

5- 6

1- 3

0- 2

CONFERENCE

2- 1

2- 0

0- 0

4- 2

1- 1

0- 0

HOME

2- 1

1- 0

0- 0

1- 4

0- 2

0- 2

AWAY

0- 0

1- 0

0- 0

0- 0

0- 0

0- 0

NEUTRAL

0- 0

0- 0

0- 0

RPI 1-25

RPI 26-50

RPI 51-100 Team's RPI: 80

RPI 101+

RPI	S	Opponent	Score
5	A	Ohio St.	64 94
14	A	Rutgers	65 70
14	H	Rutgers	70 67
17	H	Maryland	65 69

RPI	S	Opponent	Score
34	A	Michigan	69 89
35	A	Purdue	73 88

RPI	S	Opponent	Score
53	H	Minnesota	71 91
56	H	Drexel	84 70
59	H	Michigan St.	74 59
67	A	American	66 75
72	H	Indiana	77 74
73	H	Fordham	65 60
88	N	Kansas St.	65 70

RPI	S	Opponent	Score
102	H	Wake Forest	68 58
144	A	Pittsburgh	59 48
184	A	Providence	60 51
186	A	Wisconsin	69 62
193	N	Louisiana Tech	59 71
197	H	Siena	86 72
200	H	Illinois	68 59
239	A	St. Bonaventure	62 65
250	H	Manhattan	78 46
299	H	Central Conn. St.	83 66
330	A	Marshall	80 65

LAST 12 Division I GAMES:

59	H	Michigan St.	74	59	53	H	Minnesota	71	91
5	A	Ohio St.	64	94	14	A	Rutgers	65	70
35	A	Purdue	73	88	72	H	Indiana	77	74
200	H	Illinois	68	59	17	H	Maryland	65	69
14	H	Rutgers	70	67	34	A	Michigan	69	89
186	A	Wisconsin	69	62	67	A	American	66	75

Non-Div I Games:

Penn St.

Loss,
 Non-Conf,
 S Site,
 H Home
 A Away
 N Neutral

Average RPI Win:	245	WON-LOST	WINNING	LAST 10	STRENGTH OF	OPP. STRENGTH	TEAM	ADJ.	CONF.	ADJ CONF.
Average RPI Loss:	146	RECORD	PCT. RANK	GAMES	SCHEDULE	OF SCHEDULE	RPI	RPI	RPI	RPI
DIV. I ONLY	8- 14	248	2- 8	155	241	235	235	13	13	
DIV. I NON-CONF.	4- 6	214	0- 0	100	343	185	185	11	11	

TOTALS	RPI 1-25	RPI 26-50	W-L RECORDS	RPI 51-100	RPI 101-999	RPI 201+				
8- 14	0- 0	0- 1	OVERALL	0- 3	8- 10	5- 3				
6- 4	0- 0	0- 0	HOME	0- 0	6- 4	4- 2				
2- 10	0- 0	0- 1	AWAY	0- 3	2- 6	1- 1				
0- 0	0- 0	0- 0	NEUTRAL	0- 0	0- 0	0- 0				
4- 6	0- 0	0- 0	NON-CONFERENCE	0- 2	4- 4	2- 2				
2- 2	0- 0	0- 0	HOME	0- 0	2- 2	1- 2				
2- 4	0- 0	0- 0	AWAY	0- 2	2- 2	1- 0				
0- 0	0- 0	0- 0	NEUTRAL	0- 0	0- 0	0- 0				
4- 8	0- 0	0- 1	CONFERENCE	0- 1	4- 6	3- 1				
4- 2	0- 0	0- 0	HOME	0- 0	4- 2	3- 0				
0- 6	0- 0	0- 1	AWAY	0- 1	0- 4	0- 1				
0- 0	0- 0	0- 0	NEUTRAL	0- 0	0- 0	0- 0				

RPI 1-25				RPI 26-50				RPI 51-100				RPI 101+ Team's RPI: 235			
RPI	S	Opponent	Score	RPI	S	Opponent	Score	RPI	S	Opponent	Score	RPI	S	Opponent	Score
				42	A	Gonzaga	51 73					118	H	BYU	67 73
								70	A	UC Davis	64 69	139	A	Weber St.	61 71
								78	A	Saint Mary's (CA)	62 75	151	A	Pacific	73 84
								85	A	Utah	65 89	151	H	Pacific	77 85
												159	A	Loyola Marymount	60 75
												166	A	San Francisco	67 68
												166	H	San Francisco	95 92
												171	H	Idaho St.	80 74
												175	A	UC Irvine	74 75
												188	A	Nevada	77 72
												206	H	Seattle U	62 65
												213	H	San Diego	66 62
												234	H	New Mexico St.	64 86
												273	A	Santa Clara	50 54
												273	H	Santa Clara	56 55
												306	H	Utah Valley	71 44
												311	H	Portland	83 79
												335	A	Long Beach St.	83 71
LAST 12 Division I GAMES:															
				151	A	Pacific	73 84					78	A	Saint Mary's (CA)	62 75
				311	H	Portland	83 79					118	H	BYU	67 73
				273	A	Santa Clara	50 54					166	A	San Francisco	67 68
				159	A	Loyola Marymount	60 75					42	A	Gonzaga	51 73
				166	H	San Francisco	95 92					213	H	San Diego	66 62
				151	H	Pacific	77 85					273	H	Santa Clara	56 55

Non-Div I Games:

Pepperdine

Average RPI Win:	208	WON-LOST	WINNING	LAST 10	STRENGTH OF	OPP. STRENGTH	TEAM	ADJ.	CONF.	ADJ CONF.
Average RPI Loss:	57	RECORD	PCT. RANK	GAMES	SCHEDULE	OF SCHEDULE	RPI	RPI	RPI	RPI
DIV. I ONLY	10- 14	222	2- 8	43	53	144	144	1	1	
DIV. I NON-CONF.	8- 5	111	1- 0	195	220	177	177	1	1	

TOTALS	RPI 1-25	RPI 26-50	W-L RECORDS	RPI 51-100	RPI 101-999	RPI 201+				
10- 14	0- 4	0- 3	OVERALL	1- 5	9- 2	6- 0				
8- 8	0- 4	0- 0	HOME	1- 2	7- 2	6- 0				
2- 6	0- 0	0- 3	AWAY	0- 3	2- 0	0- 0				
0- 0	0- 0	0- 0	NEUTRAL	0- 0	0- 0	0- 0				
8- 5	0- 0	0- 1	NON-CONFERENCE	0- 3	8- 1	6- 0				
7- 3	0- 0	0- 0	HOME	0- 2	7- 1	6- 0				
1- 2	0- 0	0- 1	AWAY	0- 1	1- 0	0- 0				
0- 0	0- 0	0- 0	NEUTRAL	0- 0	0- 0	0- 0				
2- 9	0- 4	0- 2	CONFERENCE	1- 2	1- 1	0- 0				
1- 5	0- 4	0- 0	HOME	1- 0	0- 1	0- 0				
1- 4	0- 0	0- 2	AWAY	0- 2	1- 0	0- 0				
0- 0	0- 0	0- 0	NEUTRAL	0- 0	0- 0	0- 0				

RPI 1-25				RPI 26-50				RPI 51-100				RPI 101+ Team's RPI: 144			
RPI	S	Opponent	Score	RPI	S	Opponent	Score	RPI	S	Opponent	Score	RPI	S	Opponent	Score
2	H	Notre Dame	53 87	29	A	Virginia	50 62	51	H	Duquesne	53 66	102	H	Wake Forest	49 58
4	H	Louisville	51 77	38	A	Syracuse	52 70	64	A	Virginia Tech	66 89	135	H	Bucknell	57 39
6	H	Florida St.	59 66	46	A	West Virginia	52 73	65	H	Georgia Tech	68 62	143	A	Cincinnati	66 46
19	H	Duke	46 58					73	A	Fordham	55 58	149	A	Clemson	58 42
								80	H	Penn St.	48 59	186	H	Wisconsin	57 58
								91	A	North Carolina	67 68	211	H	Arkansas St.	87 47
												225	H	Youngstown St.	66 58
												265	H	UNCW	74 55
												269	H	Towson	81 63
												272	H	Cornell	51 39
												345	H	Chicago St.	87 49

LAST 12 Division I GAMES:															
6	H	Florida St.	59 66	65	H	Georgia Tech	68 62								
149	A	Clemson	58 42	64	A	Virginia Tech	66 89								
19	H	Duke	46 58	91	A	North Carolina	67 68								
2	H	Notre Dame	53 87	102	H	Wake Forest	49 58								
38	A	Syracuse	52 70	345	H	Chicago St.	87 49								
4	H	Louisville	51 77	29	A	Virginia	50 62								

Non-Div I Games:

Pittsburgh

Average RPI Win:	212	WON-LOST	WINNING	LAST 10	STRENGTH OF	OPP. STRENGTH	TEAM	ADJ.	CONF.	ADJ CONF.
Average RPI Loss:	168	RECORD	PCT. RANK	GAMES	SCHEDULE	OF SCHEDULE	RPI	RPI	RPI	RPI

DIV. I ONLY	3- 18	321	1- 9	149	235	311	311	13	13
DIV. I NON-CONF.	2- 7	286	0- 0	243	330	331	331	11	11

TOTALS	RPI 1-25	RPI 26-50	W-L RECORDS	RPI 51-100	RPI 101-999	RPI 201+			
3- 18	0- 0	0- 2	OVERALL	1- 0	2- 16	2- 5			
3- 9	0- 0	0- 1	HOME	1- 0	2- 8	2- 2			
0- 9	0- 0	0- 1	AWAY	0- 0	0- 8	0- 3			
0- 0	0- 0	0- 0	NEUTRAL	0- 0	0- 0	0- 0			
2- 7	0- 0	0- 0	NON-CONFERENCE	0- 0	2- 7	2- 1			
2- 4	0- 0	0- 0	HOME	0- 0	2- 4	2- 0			
0- 3	0- 0	0- 0	AWAY	0- 0	0- 3	0- 1			
0- 0	0- 0	0- 0	NEUTRAL	0- 0	0- 0	0- 0			
1- 11	0- 0	0- 2	CONFERENCE	1- 0	0- 9	0- 4			
1- 5	0- 0	0- 1	HOME	1- 0	0- 4	0- 2			
0- 6	0- 0	0- 1	AWAY	0- 0	0- 5	0- 2			
0- 0	0- 0	0- 0	NEUTRAL	0- 0	0- 0	0- 0			

RPI 1-25	RPI 26-50	RPI 51-100	RPI 101+	Team's RPI: 311
RPI S Opponent Score	RPI S Opponent Score	RPI S Opponent Score	RPI S Opponent Score	
	42 A Gonzaga 36 75	78 H Saint Mary's (CA) 68 65	118 H BYU 58 72	
	42 H Gonzaga 56 70		130 H Saint Francis (PA) 101 106	
			139 H Weber St. 70 91	
			151 A Paci fic 55 91	
			155 H Portland St. 71 77	
			159 A Loyol a Marymount 55 76	
			159 H Loyol a Marymount 60 63	
			166 A San Franci sco 75 84	
			168 A Washi ngton 67 93	
			175 A UC Irvi ne 52 63	
			191 H Boise St. 47 73	
			213 A San Di ego 52 59	
			213 H San Di ego 60 75	
			235 A Pepperdi ne 79 83	
			252 H Hawai i 76 47	
			273 H Santa Clara 43 50	
			298 A Cal St. Fullerton 61 66	
			306 H Utah Valley 71 64	
LAST 12 Division I GAMES:				
159 A Loyol a Marymount 55 76	151 A Paci fic 55 91			
235 A Pepperdi ne 79 83	42 H Gonzaga 56 70			
78 H Saint Mary's (CA) 68 65	273 H Santa Clara 43 50			
42 A Gonzaga 36 75	213 A San Di ego 52 59			
159 H Loyol a Marymount 60 63	166 A San Franci sco 75 84			
213 H San Di ego 60 75	118 H BYU 58 72			

Non-Div I Games:	Willamette	72 52	Warner Paci fic	95 59	Portland
------------------	------------	-------	-----------------	-------	----------

Average RPI Win: 219	WON-LOST RECORD	WINNING PCT. RANK	LAST 10 GAMES	STRENGTH OF SCHEDULE	OPP. STRENGTH OF SCHEDULE	TEAM RPI	ADJ. RPI	CONF. RPI	ADJ CONF. RPI
Average RPI Loss: 152									
DIV. I ONLY	9- 10	201	5- 5	172	225	155	155	19	19
DIV. I NON-CONF.	4- 5	202	2- 0	127	153	96	96	15	15

TOTALS	RPI 1-25	RPI 26-50	W-L RECORDS	RPI 51-100	RPI 101-999	RPI 201+			
9- 10	0- 0	0- 1	OVERALL	0- 2	9- 7	5- 2			
4- 2	0- 0	0- 0	HOME	0- 0	4- 2	1- 0			
5- 8	0- 0	0- 1	AWAY	0- 2	5- 5	4- 2			
0- 0	0- 0	0- 0	NEUTRAL	0- 0	0- 0	0- 0			
4- 5	0- 0	0- 1	NON-CONFERENCE	0- 2	4- 2	2- 1			
1- 0	0- 0	0- 0	HOME	0- 0	1- 0	0- 0			
3- 5	0- 0	0- 1	AWAY	0- 2	3- 2	2- 1			
0- 0	0- 0	0- 0	NEUTRAL	0- 0	0- 0	0- 0			
5- 5	0- 0	0- 0	CONFERENCE	0- 0	5- 5	3- 1			
3- 2	0- 0	0- 0	HOME	0- 0	3- 2	1- 0			
2- 3	0- 0	0- 0	AWAY	0- 0	2- 3	2- 1			
0- 0	0- 0	0- 0	NEUTRAL	0- 0	0- 0	0- 0			

RPI 1-25	RPI 26-50	RPI 51-100	RPI 101+	Team's RPI: 155
RPI S Opponent Score	RPI S Opponent Score	RPI S Opponent Score	RPI S Opponent Score	
	42 A Gonzaga 52 91	70 A UC Davis 67 79	119 H Ole Miss 94 79	
		99 A UNLV 80 88	139 H Weber St. 77 64	
			162 A Idaho 60 61	
			162 H Idaho 90 101	
			171 H Idaho St. 59 88	
			175 A UC Irvine 82 72	
			188 A Nevada 55 67	
			194 A Eastern Wash. 57 64	
			194 H Eastern Wash. 75 60	
			206 A Seattle U 77 91	
			219 A Montana St. 69 60	
			226 A Montana 53 69	
			248 A San Jose St. 90 78	
			284 A Sacramento St. 81 72	
			284 H Sacramento St. 74 73	
			311 A Portland 77 71	
LAST 12 Division I GAMES:				
194 A Eastern Wash. 57 64	219 A Montana St. 69 60			
162 A Idaho 60 61	162 H Idaho 90 101			
284 A Sacramento St. 81 72	194 H Eastern Wash. 75 60			
139 H Weber St. 77 64	284 H Sacramento St. 74 73			
171 H Idaho St. 59 88	119 H Ole Miss 94 79			
226 A Montana 53 69	175 A UC Irvine 82 72			

Non-Div I Games: Northwest (WA) 63 60 Multnomah 95 32

Portland St.

Average RPI Win:	281	WON-LOST	WINNING	LAST 10	STRENGTH OF	OPP. STRENGTH	TEAM	ADJ.	CONF.	ADJ CONF.
Average RPI Loss:	199	RECORD	PCT. RANK	GAMES	SCHEDULE	OF SCHEDULE	RPI	RPI	RPI	RPI
DIV. I ONLY	6- 13	274	6- 4	204	346	266	266	32	32	
DIV. I NON-CONF.	0- 9	337	0- 2	45	313	291	291	32	32	

TOTALS	RPI 1-25	RPI 26-50	W-L RECORDS	RPI 51-100	RPI 101-999	RPI 201+				
6- 13	0- 1	0- 0	OVERALL	0- 0	6- 12	5- 7				
4- 2	0- 0	0- 0	HOME	0- 0	4- 2	3- 1				
2- 10	0- 1	0- 0	AWAY	0- 0	2- 9	2- 5				
0- 1	0- 0	0- 0	NEUTRAL	0- 0	0- 1	0- 1				
0- 9	0- 1	0- 0	NON-CONFERENCE	0- 0	0- 8	0- 3				
0- 1	0- 0	0- 0	HOME	0- 0	0- 1	0- 0				
0- 7	0- 1	0- 0	AWAY	0- 0	0- 6	0- 2				
0- 1	0- 0	0- 0	NEUTRAL	0- 0	0- 1	0- 1				
6- 4	0- 0	0- 0	CONFERENCE	0- 0	6- 4	5- 4				
4- 1	0- 0	0- 0	HOME	0- 0	4- 1	3- 1				
2- 3	0- 0	0- 0	AWAY	0- 0	2- 3	2- 3				
0- 0	0- 0	0- 0	NEUTRAL	0- 0	0- 0	0- 0				

RPI 1-25				RPI 26-50				RPI 51-100				RPI 101+ Team's RPI: 266			
RPI	S	Opponent	Score	RPI	S	Opponent	Score	RPI	S	Opponent	Score	RPI	S	Opponent	Score
16	A	Texas A&M	70 98									107	H	Ri ce	68 88
												110	A	Col orado St.	59 71
												142	A	Texas St.	57 84
												145	A	Bethune-Cookman	52 77
												149	A	Cl emson	58 64
												199	H	Southern U.	69 62
												220	A	Texas Tech	60 89
												246	A	Texas Southern	61 56
												246	H	Texas Southern	65 48
												247	A	Grambl ing	79 81
												254	N	A&M-Corpus Christi	62 72
												278	H	Al corn	72 73
												295	A	Jackson St.	61 70
												301	A	Al abama St.	68 70
												313	A	Al abama A&M	55 48
												319	A	UTRGV	62 78
												338	H	Ark. -Pi ne Bl uff	64 52
												341	H	Mi ssi ssi ppi Val .	78 73

LAST 12 Division I GAMES:															
246	H	Texas Southern	65 48	247	A	Grambl ing	79 81								
313	A	Al abama A&M	55 48	246	A	Texas Southern	61 56								
301	A	Al abama St.	68 70	199	H	Southern U.	69 62								
341	H	Mi ssi ssi ppi Val .	78 73	278	H	Al corn	72 73								
338	H	Ark. -Pi ne Bl uff	64 52	107	H	Ri ce	68 88								
295	A	Jackson St.	61 70	110	A	Col orado St.	59 71								

Non-Div I Games: Texas-Tyler 99 56 Arlington Baptist 116 73

Prairie View

Average RPI Win:	265	WON-LOST	WINNING	LAST 10	STRENGTH OF	OPP. STRENGTH	TEAM	ADJ.	CONF.	ADJ CONF.
Average RPI Loss:	161	RECORD	PCT. RANK	GAMES	SCHEDULE	OF SCHEDULE	RPI	RPI	RPI	RPI
DIV. I ONLY	7- 14	261	4- 6	207	268	260	260	28	28	
DIV. I NON-CONF.	3- 8	268	1- 1	161	175	245	245	28	28	
TOTALS	RPI 1-25	RPI 26-50	W-L RECORDS	RPI 51-100	RPI 101-999	RPI 201+				
7- 14	0- 2	0- 0	OVERALL	0- 3	7- 9	6- 5				
5- 4	0- 0	0- 0	HOME	0- 0	5- 4	4- 3				
2- 10	0- 0	0- 0	AWAY	0- 1	2- 1	2- 0				
0- 0	0- 0	0- 0	NEUTRAL	0- 0	0- 0	0- 0				
3- 8	0- 2	0- 0	NON-CONFERENCE	0- 3	3- 3	2- 3				
2- 2	0- 0	0- 0	HOME	0- 0	2- 2	1- 2				
1- 6	0- 2	0- 0	AWAY	0- 3	1- 1	1- 1				
0- 0	0- 0	0- 0	NEUTRAL	0- 0	0- 0	0- 0				
4- 6	0- 0	0- 0	CONFERENCE	0- 0	4- 6	4- 2				
3- 2	0- 0	0- 0	HOME	0- 0	3- 2	3- 1				
1- 4	0- 0	0- 0	AWAY	0- 0	1- 4	1- 1				
0- 0	0- 0	0- 0	NEUTRAL	0- 0	0- 0	0- 0				

RPI	S	Opponent	Score	RPI	S	Opponent	Score	RPI	S	Opponent	Score	RPI	S	Opponent	Score
10	A	UCLA	40 76					68	A	Belmont	48 90	108	A	Liberty	55 63
19	A	Duke	45 79					91	A	North Carolina	56 91	108	H	Liberty	64 76
								92	A	Chattanooga	51 71	148	A	High Point	55 81
												172	A	Radford	55 93
												187	H	Furman	76 75
												217	H	Gardner-Webb	72 69
												231	H	UNCG	57 64
												241	H	Campbell	65 59
												244	A	UNC Asheville	76 74
												249	A	San Diego St.	50 77
												296	H	Kennesaw St.	51 60
												297	A	USC Upstate	83 69
												316	H	Charleston So.	61 64
												333	H	N.C. Central	69 60
												339	H	Winthrop	78 45
												349	A	Longwood	56 66
LAST 12 Division I GAMES:															
108	A	Liberty	55 63	241	H	Campbell	65 59								
316	H	Charleston So.	61 64	148	A	High Point	55 81								
244	A	UNC Asheville	76 74	349	A	Longwood	56 66								
339	H	Winthrop	78 45	108	H	Liberty	64 76								
172	A	Radford	55 93	187	H	Furman	76 75								
217	H	Gardner-Webb	72 69	231	H	UNCG	57 64								

Non-Div I Games:

Presbyterian

Average RPI Win:	171	WON-LOST	WINNING	LAST 10	STRENGTH OF	OPP. STRENGTH	TEAM	ADJ.	CONF.	ADJ CONF.
Average RPI Loss:	55	RECORD	PCT. RANK	GAMES	SCHEDULE	OF SCHEDULE	RPI	RPI	RPI	RPI
DIV. I ONLY	14- 4	37	8- 2	115	96	48	48	9	9	
DIV. I NON-CONF.	10- 3	51	6- 1	113	54	48	48	9	9	

TOTALS	RPI 1-25	RPI 26-50	W-L RECORDS	RPI 51-100	RPI 101-999	RPI 201+				
14- 4	0- 1	0- 1	OVERALL	4- 1	10- 1	4- 0				
5- 2	0- 0	0- 1	HOME	0- 1	5- 0	2- 0				
7- 2	0- 1	0- 0	AWAY	3- 0	4- 1	2- 0				
2- 0	0- 0	0- 0	NEUTRAL	1- 0	1- 0	0- 0				
10- 3	0- 1	0- 1	NON-CONFERENCE	3- 1	7- 0	3- 0				
3- 2	0- 0	0- 1	HOME	0- 1	3- 0	1- 0				
5- 1	0- 1	0- 0	AWAY	2- 0	3- 0	2- 0				
2- 0	0- 0	0- 0	NEUTRAL	1- 0	1- 0	0- 0				
4- 1	0- 0	0- 0	CONFERENCE	1- 0	3- 1	1- 0				
2- 0	0- 0	0- 0	HOME	0- 0	2- 0	1- 0				
2- 1	0- 0	0- 0	AWAY	1- 0	1- 1	0- 0				
0- 0	0- 0	0- 0	NEUTRAL	0- 0	0- 0	0- 0				

RPI 1-25				RPI 26-50				Team's RPI: 48				RPI 51-100				RPI 101+			
RPI	S	Opponent	Score	RPI	S	Opponent	Score	RPI	S	Opponent	Score	RPI	S	Opponent	Score	RPI	S	Opponent	Score
14	A	Rutgers	50 70	26	H	Villanova	59 62	62	A	Quinnipiac	60 46	112	H	George Washington	72 52				
								65	H	Georgia Tech	56 67	116	A	Yale	59 73				
								90	A	Penn	70 55	121	A	Brown	77 62				
								92	N	Chattanooga	59 49	127	H	Delaware	78 60				
								95	A	Seton Hall	85 83	152	A	Davidson	63 57				
												181	N	Saint Joseph's	63 54				
												190	H	Columbia	69 47				
												243	A	Lafayette	53 45				
												272	H	Cornell	75 54				
												325	A	Wagner	58 37				
												331	H	UMBC	77 40				
LAST 12 Division I GAMES:																			
121	A	Brown	77 62	92	N	Chattanooga	59 49	181	N	Saint Joseph's	63 54								
116	A	Yale	59 73					325	A	Wagner	58 37								
272	H	Cornell	75 54					14	A	Rutgers	50 70								
190	H	Columbia	69 47					62	A	Quinnipiac	60 46								
90	A	Penn	70 55					243	A	Lafayette	53 45								
331	H	UMBC	77 40																

Non-Div I Games:

Princeton

Average RPI	Win:	165	WON-LOST	WINNING	LAST 10	STRENGTH OF	OPP. STRENGTH	TEAM	ADJ.	CONF.	ADJ CONF.
Average RPI	Loss:	96	RECORD	PCT. RANK	GAMES	SCHEDULE	OF SCHEDULE	RPI	RPI	RPI	RPI
DIV. I ONLY		9- 16		253	1- 9	111	56	184	184	6	6
DIV. I NON-CONF.		7- 5		132	0- 0	255	171	179	179	6	6

TOTALS	RPI 1-25		RPI 26-50		W-L RECORDS	RPI 51-100		RPI 101-999		RPI 201+	
9- 16	0- 2		0- 4		OVERALL	3- 5		6- 5		2- 2	
3- 8	0- 1		0- 2		HOME	1- 2		2- 3		1- 0	
3- 8	0- 1		0- 2		AWAY	1- 3		2- 2		0- 2	
3- 0	0- 0		0- 0		NEUTRAL	1- 0		2- 0		1- 0	
7- 5	0- 0		0- 0		NON-CONFERENCE	1- 2		6- 3		2- 1	
2- 3	0- 0		0- 0		HOME	0- 1		2- 2		1- 0	
2- 2	0- 0		0- 0		AWAY	0- 1		2- 1		0- 1	
3- 0	0- 0		0- 0		NEUTRAL	1- 0		2- 0		1- 0	
2- 11	0- 2		0- 4		CONFERENCE	2- 3		0- 2		0- 1	
1- 5	0- 1		0- 2		HOME	1- 1		0- 1		0- 0	
1- 6	0- 1		0- 2		AWAY	1- 2		0- 1		0- 1	
0- 0	0- 0		0- 0		NEUTRAL	0- 0		0- 0		0- 0	

RPI	S	Opponent	Score	RPI	S	Opponent	Score	RPI	S	Opponent	Score	RPI	S	Opponent	Score	Team's RPI: 184
24	A	DePaul	47 81	26	H	Villanova	55 63	60	A	St. John's (NY)	49 44	116	A	Yale	55 51	
24	H	DePaul	48 71	31	A	Marquette	61 94	60	H	St. John's (NY)	70 68	121	H	Brown	59 64	
				31	H	Marquette	60 77	62	A	Quinnipiac	36 62	126	H	Georgetown	43 75	
				39	A	Creighton	56 73	80	H	Penn St.	51 60	133	A	Northeastern	98 95	
								93	N	Wright St.	74 69	156	N	Stetson	56 45	
								95	A	Seton Hall	56 65	190	H	Columbia	64 73	
								95	H	Seton Hall	56 65	196	H	Boston College	63 55	
								96	A	Butler	57 68	207	A	Xavier	59 68	
												281	A	Sacred Heart	75 78	
												332	H	Rhode Island	65 41	
												343	N	Savannah St.	78 48	

LAST 12 Division I GAMES:																
24	A	DePaul	47 81	39	A	Creighton	56 73									
31	A	Marquette	61 94	31	H	Marquette	60 77									
60	H	St. John's (NY)	70 68	24	H	DePaul	48 71									
95	H	Seton Hall	56 65	95	A	Seton Hall	56 65									
96	A	Butler	57 68	60	A	St. John's (NY)	49 44									
207	A	Xavier	59 68	26	H	Villanova	55 63									

Non-Div I Games:

Providence

Average RPI Win: 134

Average RPI Loss: 57

WON-LOST
RECORDWINNING
PCT. RANKLAST 10
GAMESSTRENGTH OF
SCHEDULEOPP. STRENGTH
OF SCHEDULETEAM
RPIADJ.
RPICONF.
RPIADJ CONF.
RPIDIV. I ONLY
DIV. I NON-CONF.16- 8
9- 579
997- 3
2- 024
3152
11935
5335
533
43
4

TOTALS

RPI 1-25

RPI 26-50

W-L RECORDS

RPI 51-100

RPI 101-999

RPI 201+

16- 8

2- 1

2- 2

OVERALL

3- 5

9- 0

3- 0

10- 2

1- 0

0- 1

HOME

3- 1

6- 0

2- 0

5- 5

1- 1

2- 0

AWAY

0- 4

2- 0

1- 0

1- 1

0- 0

0- 1

NEUTRAL

0- 0

1- 0

0- 0

9- 5

0- 0

1- 2

NON-CONFERENCE

2- 3

6- 0

3- 0

6- 2

0- 0

0- 1

HOME

2- 1

4- 0

2- 0

2- 2

0- 0

1- 0

AWAY

0- 2

1- 0

1- 0

1- 1

0- 0

0- 1

NEUTRAL

0- 0

1- 0

0- 0

7- 3

2- 1

1- 0

CONFERENCE

1- 2

3- 0

0- 0

4- 0

1- 0

0- 0

HOME

1- 0

2- 0

0- 0

3- 3

1- 1

1- 0

AWAY

0- 2

1- 0

0- 0

0- 0

0- 0

0- 0

NEUTRAL

0- 0

0- 0

0- 0

RPI 1-25

RPI 26-50

Team's RPI: 35

RPI 51-100

RPI 101+

RPI	S	Opponent	Score
14	A	Rutgers	50 58
14	H	Rutgers	47 33
22	A	Iowa	76 70

RPI	S	Opponent	Score
28	A	Central Mich.	79 69
34	A	Michigan	81 79
40	H	Ball St.	60 66
49	N	Southern California	46 58

RPI	S	Opponent	Score
57	A	Nebraska	51 75
65	A	Georgia Tech	55 68
72	A	Indiana	54 72
77	H	Ohio	71 77
78	H	Saint Mary's (CA)	70 60
80	H	Penn St.	88 73
85	A	Utah	68 81
94	H	Miami (OH)	75 66

RPI	S	Opponent	Score
103	H	Lamar University	79 64
169	N	Marist	61 47
186	H	Wisconsin	57 35
189	H	Northwestern	63 60
194	H	Eastern Wash.	65 40
200	A	Illinois	73 54
212	H	UT Martin	60 58
252	A	Hawaii	79 67
288	H	Valparaiso	95 49

LAST 12 Division I GAMES:

200	A	Illinois	73 54	14	H	Rutgers	47 33
34	A	Michigan	81 79	72	A	Indiana	54 72
80	H	Penn St.	88 73	186	H	Wisconsin	57 35
57	A	Nebraska	51 75	14	A	Rutgers	50 58
189	H	Northwestern	63 60	78	H	Saint Mary's (CA)	70 60
22	A	Iowa	76 70	212	H	UT Martin	60 58

Non-Div I Games:

Purdue

Loss,
 Non-Conf,
 S Site,
 H Home
A Away
 N Neutral

Average RPI Win: 218		WON-LOST RECORD	WINNING PCT. RANK	LAST 10 GAMES	STRENGTH OF SCHEDULE	OPP. STRENGTH OF SCHEDULE	TEAM RPI	ADJ. RPI	CONF. RPI	ADJ. CONF. RPI
Average RPI Loss: 30										
DIV. I ONLY		19- 5	30	10- 0	159	141	62	62	27	27
DIV. I NON-CONF.		6- 5	153	0- 0	6	6	24	24	26	26
TOTALS		RPI 1-25	RPI 26-50	W-L RECORDS	RPI 51-100	RPI 101-999	RPI 201+			
19- 5	0- 3		3- 1	OVERALL	0- 1	16- 0	12- 0			
10- 1	0- 0		2- 1	HOME	0- 0	8- 0	5- 0			
9- 3	0- 2		1- 0	AWAY	0- 1	8- 0	7- 0			
0- 1	0- 1		0- 0	NEUTRAL	0- 0	0- 0	0- 0			
6- 5	0- 3		3- 1	NON-CONFERENCE	0- 1	3- 0	1- 0			
3- 1	0- 0		2- 1	HOME	0- 0	1- 0	0- 0			
3- 3	0- 2		1- 0	AWAY	0- 1	2- 0	1- 0			
0- 1	0- 1		0- 0	NEUTRAL	0- 0	0- 0	0- 0			
13- 0	0- 0		0- 0	CONFERENCE	0- 0	13- 0	11- 0			
7- 0	0- 0		0- 0	HOME	0- 0	7- 0	5- 0			
6- 0	0- 0		0- 0	AWAY	0- 0	6- 0	6- 0			
0- 0	0- 0		0- 0	NEUTRAL	0- 0	0- 0	0- 0			

RPI 1-25					
RPI	S	Opponent	Score		
5	A	Ohio St.	63	95	
15	N	Missouri	51	66	
22	A	Iowa	67	83	

RPI 26-50					
RPI	S	Opponent	Score		
28	A	Central Mich.	84	70	
32	H	Northern Colo.	60	49	
44	H	Dayton	72	66	
48	H	Princeton	46	60	

RPI 51-100 Team's RPI : 62					
RPI	S	Opponent	Score		
59	A	Michigan St.	55	74	

RPI 101+					
RPI	S	Opponent	Score		
169	H	Marist	62	56	
184	H	Providence	62	36	
185	A	Hampton	64	58	
197	H	Siena	68	54	
209	A	Richmond	81	65	
229	A	Niagara	84	55	
229	H	Niagara	77	61	
250	A	Manhattan	80	64	
253	A	Fairfield	58	39	
253	H	Fairfield	77	45	
276	H	Rider	73	66	
290	A	Caniusius	84	55	
293	A	Monmouth	76	55	
337	A	Iona	74	38	
337	H	Iona	90	47	
342	H	Saint Peter's	86	39	

LAST 12 Division I GAMES:					
337	H	Iona	90	47	
253	A	Fairfield	58	39	
229	A	Niagara	84	55	
290	A	Caniusius	84	55	
253	H	Fairfield	77	45	
293	A	Monmouth	76	55	
276	H	Rider	73	66	
342	H	Saint Peter's	86	39	
169	H	Marist	62	56	
337	A	Iona	74	38	
229	H	Niagara	77	61	
250	A	Manhattan	80	64	

Qui nni pi ac

Average RPI Win:	267	WON-LOST	WINNING	LAST 10	STRENGTH OF	OPP. STRENGTH	TEAM	ADJ.	CONF.	ADJ CONF.
Average RPI Loss:	156	RECORD	PCT. RANK	GAMES	SCHEDULE	OF SCHEDULE	RPI	RPI	RPI	RPI
DIV. I ONLY	13- 7	92	7- 3	310	279	172	172	28	28	
DIV. I NON-CONF.	6- 4	122	1- 0	316	173	187	187	28	28	

TOTALS	RPI 1-25	RPI 26-50	W-L RECORDS	RPI 51-100	RPI 101-999	RPI 201+				
13- 7	0- 0	0- 1	OVERALL	0- 2	13- 4	12- 3				
7- 1	0- 0	0- 0	HOME	0- 0	7- 1	6- 1				
4- 5	0- 0	0- 0	AWAY	0- 0	4- 2	4- 2				
2- 1	0- 0	0- 1	NEUTRAL	0- 0	2- 0	2- 0				
6- 4	0- 0	0- 1	NON-CONFERENCE	0- 2	6- 1	6- 1				
3- 0	0- 0	0- 0	HOME	0- 0	3- 0	3- 0				
1- 3	0- 0	0- 0	AWAY	0- 2	1- 1	1- 1				
2- 1	0- 0	0- 1	NEUTRAL	0- 0	2- 0	2- 0				
7- 3	0- 0	0- 0	CONFERENCE	0- 0	7- 3	6- 2				
4- 1	0- 0	0- 0	HOME	0- 0	4- 1	3- 1				
3- 2	0- 0	0- 0	AWAY	0- 0	3- 2	3- 1				
0- 0	0- 0	0- 0	NEUTRAL	0- 0	0- 0	0- 0				

RPI 1-25				RPI 26-50				RPI 51-100				RPI 101+ Team's RPI: 172			
RPI	S	Opponent	Score	RPI	S	Opponent	Score	RPI	S	Opponent	Score	RPI	S	Opponent	Score
				46	N	West Virginia	55 75	64	A	Virginia Tech	42 68	108	A	Liberty	56 61
								91	A	North Carolina	46 79	148	H	High Point	50 47
												202	N	Abilene Christian	71 65
												217	A	Gardner-Webb	53 69
												217	H	Gardner-Webb	66 46
												231	H	UNCG	56 53
												241	A	Campbell	51 50
												244	H	UNC Asheville	56 67
												260	H	Presbyterian	93 55
												269	N	Towson	69 66
												271	H	Appalachian St.	61 40
												300	H	VCU	79 62
												316	A	Charleston So.	61 56
												324	A	Western Caro.	27 39
												328	A	Tennessee Tech	60 41
												339	H	Winthrop	78 52
												349	A	Longwood	52 33
LAST 12 Division I GAMES:															
				217	H	Gardner-Webb	66 46	316	A	Charleston So.	61 56				
				241	A	Campbell	51 50	244	H	UNC Asheville	56 67				
				108	A	Liberty	56 61	217	A	Gardner-Webb	53 69				
				148	H	High Point	50 47	339	H	Winthrop	78 52				
				260	H	Presbyterian	93 55	269	N	Towson	69 66				
				349	A	Longwood	52 33	202	N	Abilene Christian	71 65				

Non-Div I Games: UVa-Wise 75 43

Radford

Average RPI Win:	277	WON-LOST	WINNING	LAST 10	STRENGTH OF	OPP. STRENGTH	TEAM	ADJ.	CONF.	ADJ CONF.
Average RPI Loss:	160	RECORD	PCT. RANK	GAMES	SCHEDULE	OF SCHEDULE	RPI	RPI	RPI	RPI
DIV. I ONLY	3- 20	327	1- 9	232	174	332	332	12	12	
DIV. I NON-CONF.	2- 10	300	0- 0	225	255	318	318	10	10	

TOTALS	RPI 1-25	RPI 26-50	W-L RECORDS	RPI 51-100	RPI 101-999	RPI 201+				
3- 20	0- 0	0- 1	OVERALL	0- 5	3- 14	3- 6				
3- 7	0- 0	0- 0	HOME	0- 2	3- 5	3- 4				
0- 12	0- 0	0- 1	AWAY	0- 3	0- 8	0- 1				
0- 1	0- 0	0- 0	NEUTRAL	0- 0	0- 1	0- 1				
2- 10	0- 0	0- 0	NON-CONFERENCE	0- 3	2- 7	2- 2				
2- 2	0- 0	0- 0	HOME	0- 1	2- 1	2- 1				
0- 7	0- 0	0- 0	AWAY	0- 2	0- 5	0- 0				
0- 1	0- 0	0- 0	NEUTRAL	0- 0	0- 1	0- 1				
1- 10	0- 0	0- 1	CONFERENCE	0- 2	1- 7	1- 4				
1- 5	0- 0	0- 0	HOME	0- 1	1- 4	1- 3				
0- 5	0- 0	0- 1	AWAY	0- 1	0- 3	0- 1				
0- 0	0- 0	0- 0	NEUTRAL	0- 0	0- 0	0- 0				

Rhode Island

Rhode Island

RPI 1-25				RPI 26-50				RPI 51-100				RPI 101+				Team's RPI: 332
RPI	S	Opponent	Score	RPI	S	Opponent	Score	RPI	S	Opponent	Score	RPI	S	Opponent	Score	
				44	A	Dayton	58 116	53	H	Minnesota	60 82	112	A	George Washington	52 65	
								59	A	Michigan St.	38 82	113	A	Dartmouth	54 70	
								73	A	Fordham	64 76	152	A	Davison	67 77	
								90	A	Penn	66 84	152	H	Davison	67 79	
								97	H	George Mason	53 92	167	A	Samford	37 67	
												169	A	Marist	42 64	
												173	A	Jacksonville St.	53 63	
												184	A	Providence	41 65	
												209	H	Richmond	53 74	
												232	H	La Salle	72 63	
												239	A	St. Bonaventure	70 81	
												240	H	Holy Cross	63 69	
												253	H	Fairfield	62 47	
												283	N	Bryant	52 58	
												289	H	Massachusetts	59 61	
												300	H	VCU	49 61	
												347	H	UMass Lowell	81 64	
LAST 12 Division I GAMES:																
				73	A	Fordham	64 76	97	H	George Mason	53 92					
				152	H	Davison	67 79	300	H	VCU	49 61					
				289	H	Massachusetts	59 61	152	A	Davison	67 77					
				112	A	George Washington	52 65	44	A	Dayton	58 116					
				232	H	La Salle	72 63	209	H	Richmond	53 74					
				239	A	St. Bonaventure	70 81	90	A	Penn	66 84					

Non-Div I Games: Southern Conn. St. 57 62

Rhode Island

Average RPI Win:	249	WON-LOST	WINNING	LAST 10	STRENGTH OF	OPP. STRENGTH	TEAM	ADJ.	CONF.	ADJ CONF.
Average RPI Loss:	149	RECORD	PCT. RANK	GAMES	SCHEDULE	OF SCHEDULE	RPI	RPI	RPI	RPI
DIV. I ONLY	17- 3	11	9- 1	342	187	107	107	18	18	
DIV. I NON-CONF.	10- 2	33	4- 0	338	216	131	131	19	19	

TOTALS	RPI 1-25	RPI 26-50	W-L RECORDS	RPI 51-100	RPI 101-999	RPI 201+				
17- 3	0- 1	0- 0	OVERALL	0- 0	17- 2	11- 1				
9- 0	0- 0	0- 0	HOME	0- 0	9- 0	5- 0				
8- 3	0- 1	0- 0	AWAY	0- 0	8- 2	6- 1				
0- 0	0- 0	0- 0	NEUTRAL	0- 0	0- 0	0- 0				
10- 2	0- 1	0- 0	NON-CONFERENCE	0- 0	10- 1	8- 0				
5- 0	0- 0	0- 0	HOME	0- 0	5- 0	3- 0				
5- 2	0- 1	0- 0	AWAY	0- 0	5- 1	5- 0				
0- 0	0- 0	0- 0	NEUTRAL	0- 0	0- 0	0- 0				
7- 1	0- 0	0- 0	CONFERENCE	0- 0	7- 1	3- 1				
4- 0	0- 0	0- 0	HOME	0- 0	4- 0	2- 0				
3- 1	0- 0	0- 0	AWAY	0- 0	3- 1	1- 1				
0- 0	0- 0	0- 0	NEUTRAL	0- 0	0- 0	0- 0				

RPI	S	Opponent	Score	RPI	S	Opponent	Score	RPI	S	Opponent	Score	RPI	S	Opponent	Score	Team's RPI: 107
16	A	Texas A&M	76 82									122	H	UTEP	56 42	
												128	H	Little Rock	58 51	
												136	A	Kansas	65 73	
												163	H	Southern Miss.	62 56	
												176	A	Charlotte	62 55	
												179	A	Fla. Atlantic	67 53	
												190	H	Columbia	67 44	
												251	A	North Texas	50 49	
												254	A	A&M-Corpus Christi	67 56	
												266	A	Prairie View	88 68	
												280	A	Grand Canyon	69 59	
												294	A	FIU	58 68	
												302	H	Incarnate Word	60 43	
												304	H	UTSA	83 52	
												312	H	Old Dominion	53 45	
												320	H	Houston Baptist	67 45	
												322	A	Northern Ariz.	88 83	
												329	A	Sam Houston St.	79 50	
												334	H	La.-Monroe	63 47	
LAST 12 Division I GAMES:																
163	H	Southern Miss.	62 56	304	H	UTSA	83 52									
312	H	Old Dominion	53 45	251	A	North Texas	50 49									
122	H	UTEP	56 42	190	H	Columbia	67 44									
176	A	Charlotte	62 55	266	A	Prairie View	88 68									
294	A	FIU	58 68	254	A	A&M-Corpus Christi	67 56									
179	A	Fla. Atlantic	67 53	334	H	La.-Monroe	63 47									

Non-Div I Games:

Rice

Average RPI Win:	274	WON-LOST	WINNING	LAST 10	STRENGTH OF	OPP. STRENGTH	TEAM	ADJ.	CONF.	ADJ CONF.
Average RPI Loss:	110	RECORD	PCT. RANK	GAMES	SCHEDULE	OF SCHEDULE	RPI	RPI	RPI	RPI
DIV. I ONLY	9- 15	245	3- 7	133	222	209	209	12	12	
DIV. I NON-CONF.	5- 8	220	0- 1	140	288	203	203	10	10	

TOTALS	RPI 1-25	RPI 26-50	W-L RECORDS	RPI 51-100	RPI 101-999	RPI 201+				
9- 15	0- 0	0- 1	OVERALL	0- 7	9- 7	8- 0				
1- 9	0- 0	0- 1	HOME	0- 5	1- 3	1- 0				
7- 3	0- 0	0- 0	AWAY	0- 0	7- 0	6- 0				
1- 3	0- 0	0- 0	NEUTRAL	0- 1	1- 2	1- 0				
5- 8	0- 0	0- 0	NON-CONFERENCE	0- 3	5- 5	4- 0				
0- 4	0- 0	0- 0	HOME	0- 2	0- 2	0- 0				
4- 1	0- 0	0- 0	AWAY	0- 0	4- 1	3- 0				
1- 3	0- 0	0- 0	NEUTRAL	0- 1	1- 2	1- 0				
4- 7	0- 0	0- 1	CONFERENCE	0- 4	4- 2	4- 0				
1- 5	0- 0	0- 1	HOME	0- 3	1- 1	1- 0				
3- 2	0- 0	0- 0	AWAY	0- 1	3- 1	3- 0				
0- 0	0- 0	0- 0	NEUTRAL	0- 0	0- 0	0- 0				

RPI 1-25				RPI 26-50				RPI 51-100				RPI 101+				Team's RPI : 209	
RPI	S	Opponent	Score	RPI	S	Opponent	Score	RPI	S	Opponent	Score	RPI	S	Opponent	Score		
				44	H	Dayton	59 66										
								51	H	Duquesne	70 78	102	H	Wake Forest	81 85		
								62	H	Quinnipiac	65 81	137	H	William & Mary	64 78		
								73	H	Fordham	38 43	145	N	Bethune-Cookman	50 63		
								84	H	Navy	56 76	152	H	Davidson	65 68		
								89	H	Saint Louis	61 79	156	A	Stetson	67 72		
								93	N	Wright St.	69 85	178	N	Florida	80 87		
								97	A	George Mason	56 77	181	A	Saint Joseph's	72 81		
												190	A	Columbia	85 79		
												218	A	East Carolina	65 64		
												232	H	La Salle	77 51		
												253	A	Fairfield	72 67		
												289	A	Massachusetts	51 39		
												300	A	VCU	77 68		
												312	A	Old Dominion	54 45		
												332	A	Rhode Island	74 53		
												343	N	Savannah St.	100 63		
LAST 12 Division I GAMES:																	
				51	H	Duquesne	70 78	152	H	Davidson	65 68						
				289	A	Massachusetts	51 39	181	A	Saint Joseph's	72 81						
				300	A	VCU	77 68	232	H	La Salle	77 51						
				44	H	Dayton	59 66	89	H	Saint Louis	61 79						
				73	H	Fordham	38 43	332	A	Rhode Island	74 53						
				97	A	George Mason	56 77	145	N	Bethune-Cookman	50 63						

Non-Div I Games:

Richmond

R
i
d
e
rR
i
d
e
r

Ri der

Average RPI Win:	259	WON-LOST	WINNING	LAST 10	STRENGTH OF	OPP. STRENGTH	TEAM	ADJ.	CONF.	ADJ CONF.
Average RPI Loss:	135	RECORD	PCT. RANK	GAMES	SCHEDULE	OF SCHEDULE	RPI	RPI	RPI	RPI
DIV. I ONLY	15- 5	45	9- 1	317	257	147	147	29	29	
DIV. I NON-CONF.	6- 4	122	0- 1	317	161	219	219	29	29	

TOTALS	RPI 1-25	RPI 26-50	W-L RECORDS	RPI 51-100	RPI 101-999	RPI 201+				
15- 5	0- 0	0- 0	OVERALL	0- 1	15- 4	13- 0				
8- 2	0- 0	0- 0	HOME	0- 0	8- 2	7- 0				
7- 2	0- 0	0- 0	AWAY	0- 1	7- 1	6- 0				
0- 1	0- 0	0- 0	NEUTRAL	0- 0	0- 1	0- 0				
6- 4	0- 0	0- 0	NON-CONFERENCE	0- 1	6- 3	5- 0				
3- 2	0- 0	0- 0	HOME	0- 0	3- 2	3- 0				
3- 1	0- 0	0- 0	AWAY	0- 1	3- 0	2- 0				
0- 1	0- 0	0- 0	NEUTRAL	0- 0	0- 1	0- 0				
9- 1	0- 0	0- 0	CONFERENCE	0- 0	9- 1	8- 0				
5- 0	0- 0	0- 0	HOME	0- 0	5- 0	4- 0				
4- 1	0- 0	0- 0	AWAY	0- 0	4- 1	4- 0				
0- 0	0- 0	0- 0	NEUTRAL	0- 0	0- 0	0- 0				

RPI 1-25				RPI 26-50				RPI 51-100				RPI 101+				Team's RPI: 147	
RPI	S	Opponent	Score	RPI	S	Opponent	Score	RPI	S	Opponent	Score	RPI	S	Opponent	Score		
								59	A	Michigan St.	58	100	130	A	Saint Francis (PA)	47	68
												130	H	Saint Francis (PA)	63	62	
												137	H	Kent St.	31	46	
												161	A	Cal Poly	66	50	
												166	N	San Francisco	45	57	
												182	H	Bowling Green	62	64	
												225	H	Youngstown St.	84	52	
												237	A	Northern Ky.	59	50	
												243	H	Lafayette	63	42	
												258	A	Fairleigh Dickinson	77	68	
												264	H	LIU Brooklyn	60	53	
												275	A	Mt. St. Mary's	77	68	
												281	A	Sacred Heart	91	57	
												283	H	Bryant	72	49	
												286	H	St. Francis Brooklyn	59	36	
												293	H	Monmouth	56	38	
												299	H	Central Conn. St.	66	47	
												325	A	Wagner	58	52	
												327	A	Delaware St.	65	42	
LAST 12 Division I GAMES:																	
130	A	Saint Francis (PA)	47	68	286	H	St. Francis Brooklyn	59	36								
299	H	Central Conn. St.	66	47	264	H	LIU Brooklyn	60	53								
283	H	Bryant	72	49	281	A	Sacred Heart	91	57								
275	A	Mt. St. Mary's	77	68	258	A	Fairleigh Dickinson	77	68								
325	A	Wagner	58	52	137	H	Kent St.	31	46								
130	H	Saint Francis (PA)	63	62	243	H	Lafayette	63	42								

Non-Div I Games: Clarion 67 60

Robert Morris

Average RPI	Win:	100	WON-LOST	WINNING	LAST 10	STRENGTH OF	OPP. STRENGTH	TEAM	ADJ.	CONF.	ADJ CONF.
Average RPI	Loss:	52	RECORD	PCT. RANK	GAMES	SCHEDULE	OF SCHEDULE	RPI	RPI	RPI	RPI
DIV. I ONLY		18- 7	61	5- 5	9	30	14	14	3	3	
DIV. I NON-CONF.		12- 2	21	1- 0	14	32	9	9	4	4	

TOTALS	RPI 1-25		RPI 26-50		W-L RECORDS	RPI 51-100		RPI 101-999		RPI 201+	
18- 7	1- 2		5- 1		OVERALL	5- 4		7- 0		1- 0	
13- 1	1- 0		5- 0		HOME	3- 1		4- 0		1- 0	
4- 4	0- 1		0- 1		AWAY	2- 2		2- 0		0- 0	
1- 2	0- 1		0- 0		NEUTRAL	0- 1		1- 0		0- 0	
12- 2	1- 1		3- 0		NON-CONFERENCE	2- 1		6- 0		1- 0	
8- 0	1- 0		3- 0		HOME	1- 0		3- 0		1- 0	
3- 0	0- 0		0- 0		AWAY	1- 0		2- 0		0- 0	
1- 2	0- 1		0- 0		NEUTRAL	0- 1		1- 0		0- 0	
6- 5	0- 1		2- 1		CONFERENCE	3- 3		1- 0		0- 0	
5- 1	0- 0		2- 0		HOME	2- 1		1- 0		0- 0	
1- 4	0- 1		0- 1		AWAY	1- 2		0- 0		0- 0	
0- 0	0- 0		0- 0		NEUTRAL	0- 0		0- 0		0- 0	

RPI	S	Opponent	Score	RPI	S	Opponent	Score	RPI	S	Opponent	Score	RPI	S	Opponent	Score
17	A	Maryland	60 88	29	H	Virginia	52 43	53	H	Minnesota	80 70	102	H	Wake Forest	65 51
18	H	NC State	57 53	34	H	Michigan	63 56	57	H	Nebraska	42 52	109	N	Western Mich.	75 64
23	N	South Carolina	68 78	35	A	Purdue	33 47	59	A	Michigan St.	61 58	174	A	Temple	84 67
				35	H	Purdue	58 50	72	A	Indiana	58 64	176	A	Charlotte	77 54
				43	H	Houston	75 57	80	A	Penn St.	67 70	197	H	Siena	59 47
				48	H	Princeton	70 50	80	H	Penn St.	70 65	200	H	Illinois	76 37
								82	A	James Madison	76 63	258	H	Fairleigh Dickinson	101 35
								83	N	Washington St.	60 63				
								95	H	Seton Hall	70 45				
LAST 12 Division I GAMES:															
34	H	Michigan	63 56	35	A	Purdue	33 47								
17	A	Maryland	60 88	80	H	Penn St.	70 65								
72	A	Indiana	58 64	200	H	Illinois	76 37								
57	H	Nebraska	42 52	59	A	Michigan St.	61 58								
80	A	Penn St.	67 70	35	H	Purdue	58 50								
53	H	Minnesota	80 70	43	H	Houston	75 57								

Non-Div I Games:

Rutgers

Average RPI Win:	254	WON-LOST	WINNING	LAST 10	STRENGTH OF	OPP. STRENGTH	TEAM	ADJ.	CONF.	ADJ CONF.
Average RPI Loss:	159	RECORD	PCT. RANK	GAMES	SCHEDULE	OF SCHEDULE	RPI	RPI	RPI	RPI
DIV. I ONLY	13- 4	41	9- 1	326	272	125	125	25	25	
DIV. I NON-CONF.	4- 3	143	0- 0	247	301	151	151	25	25	

TOTALS	RPI 1-25	RPI 26-50	W-L RECORDS	RPI 51-100	RPI 101-999	RPI 201+				
13- 4	0- 0	0- 0	OVERALL	1- 1	12- 3	11- 2				
7- 0	0- 0	0- 0	HOME	1- 0	6- 0	5- 0				
4- 4	0- 0	0- 0	AWAY	0- 1	4- 3	4- 2				
2- 0	0- 0	0- 0	NEUTRAL	0- 0	2- 0	2- 0				
4- 3	0- 0	0- 0	NON-CONFERENCE	1- 1	3- 2	3- 2				
2- 0	0- 0	0- 0	HOME	1- 0	1- 0	1- 0				
0- 3	0- 0	0- 0	AWAY	0- 1	0- 2	0- 2				
2- 0	0- 0	0- 0	NEUTRAL	0- 0	2- 0	2- 0				
9- 1	0- 0	0- 0	CONFERENCE	0- 0	9- 1	8- 0				
5- 0	0- 0	0- 0	HOME	0- 0	5- 0	4- 0				
4- 1	0- 0	0- 0	AWAY	0- 0	4- 1	4- 0				
0- 0	0- 0	0- 0	NEUTRAL	0- 0	0- 0	0- 0				

RPI 1-25				RPI 26-50				RPI 51-100				RPI 101+				Team's RPI: 125
RPI	S	Opponent	Score	RPI	S	Opponent	Score	RPI	S	Opponent	Score	RPI	S	Opponent	Score	
								71	H	South Dakota	77 55	103	A	Lamar University	65	79
								88	A	Kansas St.	49 74	120	H	Central Ark.	59	46
												202	H	Abilene Christian	66	55
												219	A	Montana St.	54	59
												224	A	New Orleans	74	67
												226	A	Montana	52	60
												256	A	Nicholls St.	86	73
												278	N	Alcorn	83	79
												285	H	Southeastern La.	79	67
												291	H	Coppin St.	72	59
												301	N	Alabama St.	77	50
												302	H	Incarinate Word	60	49
												320	A	Houston Baptist	76	54
												323	A	Northwestern St.	70	62
												329	H	Sam Houston St.	75	53
LAST 12 Division I GAMES:																
103	A	Lamar University	65	79	224	A	New Orleans	74	67							
320	A	Houston Baptist	76	54	323	A	Northwestern St.	70	62							
329	H	Sam Houston St.	75	53	256	A	Nicholls St.	86	73							
120	H	Central Ark.	59	46	285	H	Southeastern La.	79	67							
202	H	Abilene Christian	66	55	219	A	Montana St.	54	59							
302	H	Incarinate Word	60	49	226	A	Montana	52	60							

Non-Div I Games: Howard Payne 105 35 Central Baptist 97 34 Tex. A&M-Commerce 83 61 Cent. Christian (KS) 105 32 SFA

SIUE				Through Games Of Feb. 4, 2018																
Average RPI Win:		247	WON-LOST		WINNING		LAST 10		STRENGTH OF		OPP. STRENGTH		TEAM		ADJ.		CONF.		ADJ CONF.	
Average RPI Loss:		105	RECORD		PCT. RANK		GAMES		SCHEDULE		OF SCHEDULE		RPI		RPI		RPI		RPI	
DIV. I ONLY			13- 10		136		8- 2		141		217		132		132		26		26	
DIV. I NON-CONF.			3- 8		268		0- 0		91		48		222		222		27		27	
TOTALS		RPI 1-25		RPI 26-50		W-L RECORDS		RPI 51-100		RPI 101-999		RPI 201+								
13- 10		0- 1		0- 2		OVERALL		1- 3		12- 4		10- 2								
7- 4		0- 0		0- 1		HOME		1- 1		6- 2		5- 0								
6- 5		0- 1		0- 1		AWAY		0- 2		6- 1		5- 1								
0- 1		0- 0		0- 0		NEUTRAL		0- 0		0- 1		0- 1								
3- 8		0- 1		0- 2		NON-CONFERENCE		1- 1		2- 4		1- 2								
2- 3		0- 0		0- 1		HOME		1- 0		1- 2		1- 0								
1- 4		0- 1		0- 1		AWAY		0- 1		1- 1		0- 1								
0- 1		0- 0		0- 0		NEUTRAL		0- 0		0- 1		0- 1								
10- 2		0- 0		0- 0		CONFERENCE		0- 2		10- 0		9- 0								
5- 1		0- 0		0- 0		HOME		0- 1		5- 0		4- 0								
5- 1		0- 0		0- 0		AWAY		0- 1		5- 0		5- 0								
0- 0		0- 0		0- 0		NEUTRAL		0- 0		0- 0		0- 0								

RPI 1-25				RPI 26-50				RPI 51-100				RPI 101+ Team's RPI: 132			
RPI	S	Opponent	Score	RPI	S	Opponent	Score	RPI	S	Opponent	Score	RPI	S	Opponent	Score
15	A	Missouri	48 78	28	H	Central Mich.	56 94	57	A	Nebraska	53 62	134	H	Northern Ill.	75 86
				36	A	FGCU	49 66	68	A	Belmont	64 86	140	A	Southern Ill.	57 53
								68	H	Belmont	55 72	156	H	Stetson	61 65
								89	H	Saint Louis	79 72	173	H	Jacksonville St.	65 41
												212	H	UT Martin	73 70
												215	A	Morehead St.	66 51
												216	N	Akron	58 59
												221	H	Southeast Mo. St.	65 57
												230	A	Austin Peay	61 38
												267	A	Illinois St.	47 62
												307	A	Murray St.	75 70
												309	A	Eastern Ky.	62 60
												310	H	Air Force	76 40
												328	H	Tennessee Tech	65 58
												336	A	Tennessee St.	88 76
												336	H	Tennessee St.	74 63
LAST 12 Division I GAMES:															
				173	H	Jacksonville St.	65 41	336	H	Tennessee St.	74 63				
				328	H	Tennessee Tech	65 58	68	H	Belmont	55 72				
				68	A	Belmont	64 86	215	A	Morehead St.	66 51				
				336	A	Tennessee St.	88 76	309	A	Eastern Ky.	62 60				
				212	H	UT Martin	73 70	307	A	Murray St.	75 70				
				221	H	Southeast Mo. St.	65 57	230	A	Austin Peay	61 38				

Non-Div I Games:

SIUE

SMU				Through Games Of Feb. 4, 2018							
Average RPI Win:		221	WON-LOST RECORD	WINNING PCT. RANK	LAST 10 GAMES	STRENGTH OF SCHEDULE	OPP. STRENGTH OF SCHEDULE	TEAM RPI	ADJ. RPI	CONF. RPI	ADJ CONF. RPI
Average RPI Loss:		114									
DIV. I ONLY		8- 15	260	2- 8	77	134	214	214	8	8	
DIV. I NON-CONF.		6- 7	184	1- 1	129	218	173	173	7	7	

TOTALS		RPI 1-25	RPI 26-50		W-L RECORDS		RPI 51-100	RPI 101-999	RPI 201+		
8- 15		0- 1	0- 5		OVERALL		0- 2	8- 7	6- 2		
7- 4		0- 0	0- 2		HOME		0- 1	7- 1	5- 0		
0- 11		0- 1	0- 3		AWAY		0- 1	0- 6	0- 2		
1- 0		0- 0	0- 0		NEUTRAL		0- 0	1- 0	1- 0		
6- 7		0- 1	0- 1		NON-CONFERENCE		0- 2	6- 3	5- 1		
5- 1		0- 0	0- 0		HOME		0- 1	5- 0	4- 0		
0- 6		0- 1	0- 1		AWAY		0- 1	0- 3	0- 1		
1- 0		0- 0	0- 0		NEUTRAL		0- 0	1- 0	1- 0		
2- 8		0- 0	0- 4		CONFERENCE		0- 0	2- 4	1- 1		
2- 3		0- 0	0- 2		HOME		0- 0	2- 1	1- 0		
0- 5		0- 0	0- 2		AWAY		0- 0	0- 3	0- 1		
0- 0		0- 0	0- 0		NEUTRAL		0- 0	0- 0	0- 0		

RPI 1-25				RPI 26-50				RPI 51-100				RPI 101+ Team's RPI: 214			
RPI	S	Opponent	Score	RPI	S	Opponent	Score	RPI	S	Opponent	Score	RPI	S	Opponent	Score
16	A	Texas A&M	57 79	30	A	Oklahoma	75 87	52	H	TCU	58 64	143	H	Cincinnati	40 58
				43	A	Houston	56 60	100	A	Alabama	44 59	154	A	Wichita St.	43 66
				43	H	Houston	75 85					159	H	Loyola Marymount	63 60
				47	A	UCF	43 58					174	A	Temple	52 55
				47	H	UCF	42 60					174	H	Temple	60 56

LAST 12 Division I GAMES:															
				218	A	East Carolina	47 76	218	H	East Carolina	65 51				
				174	H	Temple	60 56	174	A	Temple	52 55				
				43	A	Houston	56 60	47	H	UCF	42 60				
				143	H	Cincinnati	40 58	43	H	Houston	75 85				
				47	A	UCF	43 58	16	A	Texas A&M	57 79				
				154	A	Wichita St.	43 66	277	H	McNeese	65 59				

Non-Div I Games:

SMU

Average RPI Win: 202		WON-LOST RECORD		WINNING PCT. RANK		LAST 10 GAMES		STRENGTH OF SCHEDULE		OPP. STRENGTH OF SCHEDULE		TEAM RPI		ADJ. RPI		CONF. RPI		ADJ CONF. RPI	
Average RPI Loss: 146																			
DIV. I ONLY		2- 18		333		1- 9		84		206		284		284		19		19	
DIV. I NON-CONF.		1- 9		318		0- 2		65		84		249		249		15		15	
TOTALS		RPI 1-25		RPI 26-50		W-L RECORDS		RPI 51-100		RPI 101-999		RPI 201+							
2- 18		0- 0		0- 2		OVERALL		0- 2		2- 14		1- 3							
1- 4		0- 0		0- 0		HOME		0- 0		1- 4		0- 0							
0- 12		0- 0		0- 2		AWAY		0- 1		0- 9		0- 3							
1- 2		0- 0		0- 0		NEUTRAL		0- 1		1- 1		1- 0							
1- 9		0- 0		0- 2		NON-CONFERENCE		0- 2		1- 5		1- 1							
0- 0		0- 0		0- 0		HOME		0- 0		0- 0		0- 0							
0- 7		0- 0		0- 2		AWAY		0- 1		0- 4		0- 1							
1- 2		0- 0		0- 0		NEUTRAL		0- 1		1- 1		1- 0							
1- 9		0- 0		0- 0		CONFERENCE		0- 0		1- 9		0- 2							
1- 4		0- 0		0- 0		HOME		0- 0		1- 4		0- 0							
0- 5		0- 0		0- 0		AWAY		0- 0		0- 5		0- 2							
0- 0		0- 0		0- 0		NEUTRAL		0- 0		0- 0		0- 0							

RPI 1-25				RPI 26-50				RPI 51-100				RPI 101+ Team's RPI: 284			
RPI	S	Opponent	Score	RPI	S	Opponent	Score	RPI	S	Opponent	Score	RPI	S	Opponent	Score
				33	A	Arizona St.	58 106	54	N	Miami (FL)	56 82	106	A	Kentucky	70 101
				46	A	West Virginia	47 101	70	A	UC Davis	72 79	134	N	Northern Ill.	75 84
												139	H	Weber St.	56 78
												155	A	Portland St.	73 74
												155	H	Portland St.	72 81
												162	A	Idaho	66 101
												162	H	Idaho	79 64
												166	A	San Francisco	76 90
												171	H	Idaho St.	71 85
												188	A	Nevada	68 95
												194	A	Eastern Wash.	76 83
												194	H	Eastern Wash.	72 83
												215	A	Morehead St.	71 75
												219	A	Montana St.	50 85
												226	A	Montana	59 68
												242	N	UC Riverside	99 72
LAST 12 Division I GAMES:															
				162	A	Idaho	66 101	226	A	Montana	59 68				
				194	A	Eastern Wash.	76 83	194	H	Eastern Wash.	72 83				
				155	H	Portland St.	72 81	162	H	Idaho	79 64				
				171	H	Idaho St.	71 85	155	A	Portland St.	73 74				
				139	H	Weber St.	56 78	134	N	Northern Ill.	75 84				
				219	A	Montana St.	50 85	54	N	Miami (FL)	56 82				

Non-Div I Games: Antelope Valley 95 62

Sacramento St.

Average RPI Win:	256	WON-LOST	WINNING	LAST 10	STRENGTH OF	OPP. STRENGTH	TEAM	ADJ.	CONF.	ADJ CONF.
Average RPI Loss:	199	RECORD	PCT. RANK	GAMES	SCHEDULE	OF SCHEDULE	RPI	RPI	RPI	RPI
DIV. I ONLY	7- 14	261	3- 7	291	301	281	281	29	29	
DIV. I NON-CONF.	4- 7	226	0- 2	185	270	238	238	29	29	

TOTALS	RPI 1-25	RPI 26-50	W-L RECORDS	RPI 51-100	RPI 101-999	RPI 201+				
7- 14	0- 1	0- 0	OVERALL	0- 1	7- 12	5- 7				
3- 6	0- 0	0- 0	HOME	0- 0	3- 6	1- 3				
4- 8	0- 1	0- 0	AWAY	0- 1	4- 6	4- 4				
0- 0	0- 0	0- 0	NEUTRAL	0- 0	0- 0	0- 0				
4- 7	0- 1	0- 0	NON-CONFERENCE	0- 1	4- 5	2- 2				
3- 2	0- 0	0- 0	HOME	0- 0	3- 2	1- 1				
1- 5	0- 1	0- 0	AWAY	0- 1	1- 3	1- 1				
0- 0	0- 0	0- 0	NEUTRAL	0- 0	0- 0	0- 0				
3- 7	0- 0	0- 0	CONFERENCE	0- 0	3- 7	3- 5				
0- 4	0- 0	0- 0	HOME	0- 0	0- 4	0- 2				
3- 3	0- 0	0- 0	AWAY	0- 0	3- 3	3- 3				
0- 0	0- 0	0- 0	NEUTRAL	0- 0	0- 0	0- 0				

RPI	S	Opponent	Score	RPI	S	Opponent	Score	RPI	S	Opponent	Score	RPI	S	Opponent	Score	Team's RPI: 281
6	A	Florida St.	52 101					74	A	Harvard	62 70	121	A	Brown	77 102	
												130	H	Saint Francis (PA)	48 89	
												147	H	Robert Morris	57 91	
												157	H	Lehigh	65 55	
												160	H	New Hampshire	47 74	
												184	H	Providence	78 75	
												197	A	Siena	57 62	
												228	H	Hofstra	81 86	
												250	H	Manhattan	65 61	
												258	A	Fairleigh Dickinson	59 69	
												264	A	LIU Brooklyn	50 46	
												275	A	Mt. St. Mary's	82 52	
												283	H	Bryant	73 81	
												286	A	St. Francis Brooklyn	48 63	
												293	A	Monmouth	64 69	
												299	A	Central Conn. St.	59 69	
												299	H	Central Conn. St.	71 73	
												325	A	Wagner	72 55	
												340	A	Florida A&M	73 68	
LAST 12 Division I GAMES:																
299	H	Central Conn. St.	71 73	325	A	Wagner	72 55									
286	A	St. Francis Brooklyn	48 63	275	A	Mt. St. Mary's	82 52									
264	A	LIU Brooklyn	50 46	147	H	Robert Morris	57 91									
258	A	Fairleigh Dickinson	59 69	130	H	Saint Francis (PA)	48 89									
283	H	Bryant	73 81	160	H	New Hampshire	47 74									
299	A	Central Conn. St.	59 69	197	A	Siena	57 62									

Non-Div I Games:

Sacred Heart

Average RPI Win:	262	WON-LOST	WINNING	LAST 10	STRENGTH OF	OPP. STRENGTH	TEAM	ADJ.	CONF.	ADJ CONF.
Average RPI Loss:	130	RECORD	PCT. RANK	GAMES	SCHEDULE	OF SCHEDULE	RPI	RPI	RPI	RPI
DIV. I ONLY	13- 8	110	9- 1	216	292	130	130	29	29	
DIV. I NON-CONF.	4- 7	226	1- 1	176	177	191	191	29	29	

TOTALS	RPI 1-25	RPI 26-50	W-L RECORDS	RPI 51-100	RPI 101-999	RPI 201+				
13- 8	0- 0	0- 1	OVERALL	0- 2	13- 5	11- 1				
7- 1	0- 0	0- 0	HOME	0- 0	7- 1	6- 0				
5- 6	0- 0	0- 1	AWAY	0- 2	5- 2	4- 0				
1- 1	0- 0	0- 0	NEUTRAL	0- 0	1- 1	1- 1				
4- 7	0- 0	0- 1	NON-CONFERENCE	0- 2	4- 4	3- 1				
1- 1	0- 0	0- 0	HOME	0- 0	1- 1	1- 0				
2- 5	0- 0	0- 1	AWAY	0- 2	2- 2	1- 0				
1- 1	0- 0	0- 0	NEUTRAL	0- 0	1- 1	1- 1				
9- 1	0- 0	0- 0	CONFERENCE	0- 0	9- 1	8- 0				
6- 0	0- 0	0- 0	HOME	0- 0	6- 0	5- 0				
3- 1	0- 0	0- 0	AWAY	0- 0	3- 1	3- 0				
0- 0	0- 0	0- 0	NEUTRAL	0- 0	0- 0	0- 0				

RPI 1-25				RPI 26-50				RPI 51-100				RPI 101+				Team's RPI: 130
RPI	S	Opponent	Score	RPI	S	Opponent	Score	RPI	S	Opponent	Score	RPI	S	Opponent	Score	
				42	A	Gonzaga	74 97	51	A	Duquesne	68 87	137	H	William & Mary	86 92	
								61	A	Tol edo	66 74	143	A	Cincinnati	77 73	
												147	A	Robert Morris	62 63	
												147	H	Robert Morris	68 47	
												190	A	Col umbi a	81 94	
												191	A	Boise St.	59 87	
												221	N	Southeast Mo. St.	50 82	
												225	H	Youngstown St.	79 65	
												258	A	Fairleigh Dickinson	80 56	
												264	H	LIU Brooklyn	101 71	
												275	H	Mt. St. Mary's	92 88	
												281	A	Sacred Heart	89 48	
												283	H	Bryant	87 69	
												286	H	St. Francis Brooklyn	90 75	
												299	H	Central Conn. St.	87 59	
												311	A	Portland	106 101	
												312	N	Old Dominion	79 68	
												325	A	Wagner	79 76	

LAST 12 Division I GAMES:																
				147	H	Robert Morris	68 47	264	H	LIU Brooklyn	101 71					
				283	H	Bryant	87 69	286	H	St. Francis Brooklyn	90 75					
				299	H	Central Conn. St.	87 59	258	A	Fairleigh Dickinson	80 56					
				325	A	Wagner	79 76	281	A	Sacred Heart	89 48					
				275	H	Mt. St. Mary's	92 88	191	A	Boise St.	59 87					
				147	A	Robert Morris	62 63	311	A	Portland	106 101					

Non-Div I Games: Seton Hill 103 71

Saint Francis (PA)

Average RPI	Win:	240	WON-LOST	WINNING	LAST 10	STRENGTH OF	OPP. STRENGTH	TEAM	ADJ.	CONF.	ADJ CONF.
Average RPI	Loss:	119	RECORD	PCT. RANK	GAMES	SCHEDULE	OF SCHEDULE	RPI	RPI	RPI	RPI
DIV. I ONLY		10- 12		204	5- 5	161	186	181	181	12	12
DIV. I NON-CONF.		5- 7		212	0- 2	148	209	169	169	10	10

TOTALS	RPI 1-25		RPI 26-50		W-L RECORDS	RPI 51-100		RPI 101-999		RPI 201+	
10- 12	0- 0		0- 3		OVERALL	1- 5		9- 4		8- 2	
4- 5	0- 0		0- 1		HOME	0- 4		4- 0		4- 0	
6- 6	0- 0		0- 1		AWAY	1- 1		5- 4		4- 2	
0- 1	0- 0		0- 1		NEUTRAL	0- 0		0- 0		0- 0	
5- 7	0- 0		0- 2		NON-CONFERENCE	1- 2		4- 3		3- 1	
2- 2	0- 0		0- 0		HOME	0- 2		2- 0		2- 0	
3- 4	0- 0		0- 1		AWAY	1- 0		2- 3		1- 1	
0- 1	0- 0		0- 1		NEUTRAL	0- 0		0- 0		0- 0	
5- 5	0- 0		0- 1		CONFERENCE	0- 3		5- 1		5- 1	
2- 3	0- 0		0- 1		HOME	0- 2		2- 0		2- 0	
3- 2	0- 0		0- 0		AWAY	0- 1		3- 1		3- 1	
0- 0	0- 0		0- 0		NEUTRAL	0- 0		0- 0		0- 0	

RPI 1-25				RPI 26-50				RPI 51-100				RPI 101+				Team's RPI: 181	
RPI	S	Opponent	Score	RPI	S	Opponent	Score	RPI	S	Opponent	Score	RPI	S	Opponent	Score		
26	A	Villanova	44 79	26	A	Villanova	44 79	51	H	Duquesne	42 61	135	A	Bucknell	77 53		
44	H	Dayton	59 65	44	H	Dayton	59 65	56	H	Drexel	58 65	174	A	Temple	66 69		
48	N	Princeton	54 63	48	N	Princeton	54 63	82	A	James Madison	73 66	178	A	Florida	51 71		
								89	A	Saint Louis	73 96	209	H	Richmond	81 72		
								90	H	Penn	50 57	229	A	Niagara	93 69		
								97	H	George Mason	57 65	232	A	La Salle	75 64		
												239	A	St. Bonaventure	70 64		
												269	A	Towson	66 90		
												289	A	Massachusetts	84 79		
												300	A	VCU	54 56		
												300	H	VCU	79 41		
												342	H	Saint Peter's	87 58		
												346	H	Eastern Ill.	80 62		
LAST 12 Division I GAMES:																	
				97	H	George Mason	57 65	209	H	Richmond	81 72						
				300	A	VCU	54 56	44	H	Dayton	59 65						
				232	A	La Salle	75 64	239	A	St. Bonaventure	70 64						
				51	H	Duquesne	42 61	300	H	VCU	79 41						
				89	A	Saint Louis	73 96	178	A	Florida	51 71						
				289	A	Massachusetts	84 79	48	N	Princeton	54 63						

Non-Div I Games:

Saint Joseph's

Average RPI Win:	178	WON-LOST	WINNING	LAST 10	STRENGTH OF	OPP. STRENGTH	TEAM	ADJ.	CONF.	ADJ CONF.
Average RPI Loss:	78	RECORD	PCT. RANK	GAMES	SCHEDULE	OF SCHEDULE	RPI	RPI	RPI	RPI
DIV. I ONLY	13- 10	136	7- 3	72	91	89	89	12	12	
DIV. I NON-CONF.	6- 7	184	2- 0	105	27	135	135	10	10	

TOTALS	RPI 1-25	RPI 26-50	W-L RECORDS	RPI 51-100	RPI 101-999	RPI 201+				
13- 10	0- 3	0- 1	OVERALL	1- 3	12- 3	5- 0				
8- 2	0- 0	0- 0	HOME	1- 0	7- 2	3- 0				
3- 7	0- 1	0- 1	AWAY	0- 1	3- 1	2- 0				
2- 1	0- 1	0- 0	NEUTRAL	0- 0	2- 0	0- 0				
6- 7	0- 3	0- 0	NON-CONFERENCE	0- 1	6- 3	2- 0				
3- 2	0- 0	0- 0	HOME	0- 0	3- 2	1- 0				
1- 4	0- 2	0- 0	AWAY	0- 1	1- 1	1- 0				
2- 1	0- 1	0- 0	NEUTRAL	0- 0	2- 0	0- 0				
7- 3	0- 0	0- 1	CONFERENCE	1- 2	6- 0	3- 0				
5- 0	0- 0	0- 0	HOME	1- 0	4- 0	2- 0				
2- 3	0- 0	0- 1	AWAY	0- 2	2- 0	1- 0				
0- 0	0- 0	0- 0	NEUTRAL	0- 0	0- 0	0- 0				

RPI 1-25				RPI 26-50				RPI 51-100				Team's RPI : 89				RPI 101+										
RPI	S	Opponent	Score	RPI	S	Opponent	Score	RPI	S	Opponent	Score	RPI	S	Opponent	Score	RPI	S	Opponent	Score							
15	A	Missouri	58 70	44	A	Dayton	76 101	73	A	Fordham	63 66	112	A	George Washington	72 69											
24	A	DePaul	78 86					73	H	Fordham	91 85	119	N	Ole Miss	79 64											
25	N	LSU	59 71					83	A	Washington St.	63 85	123	H	Vanderbilt	69 74											
								97	A	George Mason	72 81	124	N	Cleveland St.	80 64											
												128	H	Little Rock	48 45											
												132	A	SIUE	72 79											
												152	H	Davidson	88 72											
												159	H	Loyola Marymount	60 62											
												170	H	Tulsa	77 66											
												181	H	Saint Joseph's	96 73											
												209	A	Richmond	79 61											
												239	H	St. Bonaventure	78 55											
												255	A	Indiana St.	60 59											
												262	H	Lipscomb	101 57											
												289	H	Massachusetts	64 63											

										LAST 12 Division I GAMES:																
152	H	Davidson	88 72	44	A	Dayton	76 101	73	A	Fordham	63 66	209	A	Richmond	79 61											
73	H	Fordham	91 85					239	H	St. Bonaventure	78 55	170	H	Tulsa	77 66											
112	A	George Washington	72 69					262	H	Lipscomb	101 57															
97	A	George Mason	72 81																							
181	H	Saint Joseph's	96 73																							
289	H	Massachusetts	64 63																							

Non-Div I Games:

Saint Louis

Average RPI Win:	176	WON-LOST	WINNING	LAST 10	STRENGTH OF	OPP. STRENGTH	TEAM	ADJ.	CONF.	ADJ CONF.
Average RPI Loss:	107	RECORD	PCT. RANK	GAMES	SCHEDULE	OF SCHEDULE	RPI	RPI	RPI	RPI
DIV. I ONLY	15- 8	83	7- 3	95	108	78	78	13	13	
DIV. I NON-CONF.	7- 4	102	0- 0	62	43	54	54	11	11	

TOTALS	RPI 1-25	RPI 26-50	W-L RECORDS	RPI 51-100	RPI 101-999	RPI 201+				
15- 8	0- 0	0- 3	OVERALL	2- 2	13- 3	5- 1				
9- 2	0- 0	0- 1	HOME	2- 1	7- 0	3- 0				
4- 6	0- 0	0- 2	AWAY	0- 1	4- 3	1- 1				
2- 0	0- 0	0- 0	NEUTRAL	0- 0	2- 0	1- 0				
7- 4	0- 0	0- 2	NON-CONFERENCE	2- 2	5- 0	1- 0				
4- 1	0- 0	0- 0	HOME	2- 1	2- 0	0- 0				
1- 3	0- 0	0- 2	AWAY	0- 1	1- 0	0- 0				
2- 0	0- 0	0- 0	NEUTRAL	0- 0	2- 0	1- 0				
8- 4	0- 0	0- 1	CONFERENCE	0- 0	8- 3	4- 1				
5- 1	0- 0	0- 1	HOME	0- 0	5- 0	3- 0				
3- 3	0- 0	0- 0	AWAY	0- 0	3- 3	1- 1				
0- 0	0- 0	0- 0	NEUTRAL	0- 0	0- 0	0- 0				

RPI 1-25				RPI 26-50				RPI 51-100				Team's RPI : 78				RPI 101+			
RPI	S	Opponent	Score	RPI	S	Opponent	Score	RPI	S	Opponent	Score	RPI	S	Opponent	Score	RPI	S	Opponent	Score
				35	A	Purdue	60 70	70	H	UC Davis	50 74	118	A	BYU	54 63				
				37	A	Cal i forni a	80 87	72	H	Indi ana	88 82	118	H	BYU	57 49				
				42	H	Gonzaga	65 73	83	H	Washi ngton St.	81 75	151	A	Paci fi c	70 69				
								85	A	Utah	63 74	151	H	Paci fi c	96 88				
												159	A	Loyol a Marymount	57 69				
												161	H	Cal Poly	82 64				
												166	A	San Franci sco	73 59				
												191	A	Boise St.	74 72				
												194	N	Eastern Wash.	76 56				
												201	H	UC Santa Barbara	89 59				
												212	N	UT Martin	69 58				
												213	A	San Di ego	75 53				
												213	H	San Di ego	66 57				
												235	H	Pepperdi ne	75 62				
												273	H	Santa Clara	59 46				
												311	A	Portl and	65 68				
LAST 12 Di vi si on I GAMES:																			
				213	H	San Di ego	66 57	235	H	Pepperdi ne	75 62								
				166	A	San Franci sco	73 59	273	H	Santa Clara	59 46								
				311	A	Portl and	65 68	213	A	San Di ego	75 53								
				118	A	BYU	54 63	151	A	Paci fi c	70 69								
				151	H	Paci fi c	96 88	118	H	BYU	57 49								
				42	H	Gonzaga	65 73	159	A	Loyol a Marymount	57 69								

Non-Di v I Games:

Saint Mary's (CA)

Average RPI Win: 252		WON-LOST	WINNING	LAST 10	STRENGTH OF		OPP. STRENGTH	TEAM	ADJ.	CONF.	ADJ CONF.
Loss: 233		RECORD	PCT. RANK	GAMES	SCHEDULE		OF SCHEDULE	RPI	RPI	RPI	RPI
DIV. I ONLY		4- 19	315	1- 9	333		334	342	342	27	27
DIV. I NON-CONF.		3- 8	268	0- 0	311		344	320	320	26	26
TOTALS		RPI 1-25	RPI 26-50	W-L RECORDS		RPI 51-100	RPI 101-999	RPI 201+			
4- 19	0- 0		0- 0	OVERALL		0- 2	4- 17	3- 13			
2- 8	0- 0		0- 0	HOME		0- 0	2- 8	2- 5			
1- 11	0- 0		0- 0	AWAY		0- 2	1- 8	1- 7			
1- 0	0- 0		0- 0	NEUTRAL		0- 0	1- 0	0- 0			
3- 8	0- 0		0- 0	NON-CONFERENCE		0- 1	3- 7	2- 5			
1- 3	0- 0		0- 0	HOME		0- 0	1- 3	1- 2			
1- 5	0- 0		0- 0	AWAY		0- 1	1- 4	1- 3			
1- 0	0- 0		0- 0	NEUTRAL		0- 0	1- 0	0- 0			
1- 11	0- 0		0- 0	CONFERENCE		0- 1	1- 10	1- 8			
1- 5	0- 0		0- 0	HOME		0- 0	1- 5	1- 3			
0- 6	0- 0		0- 0	AWAY		0- 1	0- 5	0- 5			
0- 0	0- 0		0- 0	NEUTRAL		0- 0	0- 0	0- 0			

RPI 1-25				RPI 26-50				RPI 51-100				RPI 101+				Team's RPI: 342	
RPI	S	Opponent	Score	RPI	S	Opponent	Score	RPI	S	Opponent	Score	RPI	S	Opponent	Score		
								62	A	Qui nni pi ac	39	86	116	H	Yal e	49	70
								95	A	Seton Hal l	49	91	127	N	Del aware	90	87
													169	H	Mari st	53	86
													181	A	Sai nt Joseph' s	58	87
													197	H	Si ena	59	62
													229	A	Ni agara	54	64
													229	H	Ni agara	52	87
													243	H	LaFayette	64	61
													250	A	Manhattan	64	76
													253	A	Fai rfi el d	41	62
													258	A	Fai rlei gh Di cki nson	59	69
													264	A	LIU Brookl yn	46	57
													276	H	Ri der	52	57
													286	H	St. Franci s Brookl yn	49	64
													289	A	Massachusetts	65	81
													290	H	Can i si us	53	66
													293	A	Monmouth	44	51
													293	H	Monmouth	67	47
													337	A	I ona	42	52
													344	A	NJIT	59	52
													347	H	UMass Lowel l	60	66
LAST 12 Division I GAMES:																	
				229	A	Ni agara	54	64	253	A	Fai rfi el d	41	62				
				197	H	Si ena	59	62	62	A	Qui nni pi ac	39	86				
				337	A	I ona	42	52	293	A	Monmouth	44	51				
				293	H	Monmouth	67	47	169	H	Mari st	53	86				
				229	H	Ni agara	52	87	276	H	Ri der	52	57				
				290	H	Can i si us	53	66	250	A	Manhattan	64	76				

Non-Div I Games:

Saint Peter's

Average RPI Win:	290	WON-LOST	WINNING	LAST 10	STRENGTH OF	OPP. STRENGTH	TEAM	ADJ.	CONF.	ADJ CONF.
Average RPI Loss:	187	RECORD	PCT. RANK	GAMES	SCHEDULE	OF SCHEDULE	RPI	RPI	RPI	RPI
DIV. I ONLY	2- 16	329	1- 9	183	341	329	329	25	25	
DIV. I NON-CONF.	1- 6	306	0- 1	16	345	252	252	25	25	

TOTALS	RPI 1-25	RPI 26-50	W-L RECORDS	RPI 51-100	RPI 101-999	RPI 201+				
2- 16	0- 1	0- 0	OVERALL	0- 1	2- 14	2- 8				
1- 8	0- 0	0- 0	HOME	0- 0	1- 8	1- 6				
1- 8	0- 0	0- 0	AWAY	0- 0	1- 0	1- 0				
0- 0	0- 0	0- 0	NEUTRAL	0- 0	0- 0	0- 0				
1- 6	0- 1	0- 0	NON-CONFERENCE	0- 1	1- 4	1- 1				
1- 3	0- 0	0- 0	HOME	0- 0	1- 3	1- 1				
0- 3	0- 1	0- 0	AWAY	0- 1	0- 1	0- 0				
0- 0	0- 0	0- 0	NEUTRAL	0- 0	0- 0	0- 0				
1- 10	0- 0	0- 0	CONFERENCE	0- 0	1- 10	1- 7				
0- 5	0- 0	0- 0	HOME	0- 0	0- 5	0- 5				
1- 5	0- 0	0- 0	AWAY	0- 0	1- 5	1- 2				
0- 0	0- 0	0- 0	NEUTRAL	0- 0	0- 0	0- 0				

RPI 1-25				RPI 26-50				RPI 51-100				RPI 101+ Team's RPI: 329			
RPI	S	Opponent	Score	RPI	S	Opponent	Score	RPI	S	Opponent	Score	RPI	S	Opponent	Score
25	A	LSU	58 71					87	A	Arkansas	54 65	103	A	Lamar University	44 91
												107	H	Rice	50 79
												120	A	Central Ark.	44 69
												125	A	SFA	53 75
												142	H	Texas St.	41 73
												163	A	Southern Miss.	38 58
												202	A	Abilene Christian	65 83
												202	H	Abilene Christian	72 75
												246	H	Texas Southern	58 77
												254	H	A&M-Corpus Christi	57 67
												277	H	McNeese	63 66
												285	A	Southeastern La.	57 52
												295	H	Jackson St.	74 68
												302	H	Incarnate Word	49 56
												320	H	Houston Baptist	61 69
												323	A	Northwestern St.	60 63

LAST 12 Division I GAMES:															
202	H	Abilene Christian	72 75	320	H	Houston Baptist	61 69								
277	H	McNeese	63 66	254	H	A&M-Corpus Christi	57 67								
125	A	SFA	53 75	302	H	Incarnate Word	49 56								
285	A	Southeastern La.	57 52	120	A	Central Ark.	44 69								
103	A	Lamar University	44 91	202	A	Abilene Christian	65 83								
323	A	Northwestern St.	60 63	25	A	LSU	58 71								

Non-Div I Games: Wiley 80 41 St. Thomas Houston 68 66

Sam Houston St.

Average RPI Win:	220	WON-LOST	WINNING	LAST 10	STRENGTH OF	OPP. STRENGTH	TEAM	ADJ.	CONF.	ADJ CONF.
Average RPI Loss:	105	RECORD	PCT. RANK	GAMES	SCHEDULE	OF SCHEDULE	RPI	RPI	RPI	RPI
DIV. I ONLY	11- 12	186	5- 5	105	155	167	167	17	17	
DIV. I NON-CONF.	7- 7	170	2- 1	52	133	116	116	16	16	

TOTALS	RPI 1-25	RPI 26-50	W-L RECORDS	RPI 51-100	RPI 101-999	RPI 201+				
11- 12	0- 2	1- 0	OVERALL	0- 5	10- 5	5- 1				
10- 2	0- 0	1- 0	HOME	0- 1	9- 1	5- 0				
0- 9	0- 0	0- 0	AWAY	0- 0	0- 0	0- 0				
1- 1	0- 0	0- 0	NEUTRAL	0- 0	1- 1	0- 0				
7- 7	0- 2	1- 0	NON-CONFERENCE	0- 3	6- 2	2- 0				
6- 1	0- 0	1- 0	HOME	0- 0	5- 1	2- 0				
0- 5	0- 2	0- 0	AWAY	0- 3	0- 0	0- 0				
1- 1	0- 0	0- 0	NEUTRAL	0- 0	1- 1	0- 0				
4- 5	0- 0	0- 0	CONFERENCE	0- 2	4- 3	3- 1				
4- 1	0- 0	0- 0	HOME	0- 1	4- 0	3- 0				
0- 4	0- 0	0- 0	AWAY	0- 1	0- 3	0- 1				
0- 0	0- 0	0- 0	NEUTRAL	0- 0	0- 0	0- 0				

RPI 1-25				RPI 26-50				RPI 51-100				RPI 101+				Team's RPI: 167
RPI	S	Opponent	Score	RPI	S	Opponent	Score	RPI	S	Opponent	Score	RPI	S	Opponent	Score	
6	A	Florida St.	62 87	47	H	UCF	58 51	58	H	Mercer	59 73	122	N	UTEP	33 46	
22	A	Iowa	59 80					68	A	Belmont	46 83	131	H	Colorado	60 71	
								75	A	UAB	53 77	141	A	ETSU	48 76	
								87	A	Arkansas	63 84	163	H	Southern Miss.	61 56	
								92	A	Chattanooga	58 68	185	H	Hampton	66 61	
												187	A	Furman	41 45	
												187	H	Furman	62 58	
												192	H	Troy	80 73	
												192	N	Troy	82 76	
												231	H	UNCG	56 48	
												270	A	Wofford	46 58	
												270	H	Wofford	81 77	
												301	H	Alabama St.	58 39	
												324	H	Western Caro.	62 54	
												332	H	Rhode Island	67 37	

LAST 12 Division I GAMES:																
187	H	Furman	62 58	58	H	Mercer	59 73									
270	H	Wofford	81 77	270	A	Wofford	46 58									
141	A	ETSU	48 76	187	A	Furman	41 45									
92	A	Chattanooga	58 68	185	H	Hampton	66 61									
231	H	UNCG	56 48	192	N	Troy	82 76									
324	H	Western Caro.	62 54	122	N	UTEP	33 46									

Non-Div I Games: AUM 59 46

Samford

Average RPI Win:	223	WON-LOST	WINNING	LAST 10	STRENGTH OF	OPP. STRENGTH	TEAM	ADJ.	CONF.	ADJ CONF.
Average RPI Loss:	160	RECORD	PCT. RANK	GAMES	SCHEDULE	OF SCHEDULE	RPI	RPI	RPI	RPI
DIV. I ONLY	11- 11	172	4- 6	273	148	213	213	13	13	
DIV. I NON-CONF.	6- 4	122	0- 0	320	183	188	188	11	11	

TOTALS	RPI 1-25	RPI 26-50	W-L RECORDS	RPI 51-100	RPI 101-999	RPI 201+				
11- 11	0- 0	0- 2	OVERALL	1- 2	10- 7	5- 5				
6- 4	0- 0	0- 1	HOME	1- 1	5- 2	4- 0				
4- 7	0- 0	0- 1	AWAY	0- 1	4- 5	1- 5				
1- 0	0- 0	0- 0	NEUTRAL	0- 0	1- 0	0- 0				
6- 4	0- 0	0- 1	NON-CONFERENCE	1- 0	5- 3	3- 3				
4- 0	0- 0	0- 0	HOME	1- 0	3- 0	3- 0				
1- 4	0- 0	0- 1	AWAY	0- 0	1- 3	0- 3				
1- 0	0- 0	0- 0	NEUTRAL	0- 0	1- 0	0- 0				
5- 7	0- 0	0- 1	CONFERENCE	0- 2	5- 4	2- 2				
2- 4	0- 0	0- 1	HOME	0- 1	2- 2	1- 0				
3- 3	0- 0	0- 0	AWAY	0- 1	3- 2	1- 2				
0- 0	0- 0	0- 0	NEUTRAL	0- 0	0- 0	0- 0				

RPI 1-25				RPI 26-50				RPI 51-100				RPI 101+				Team's RPI: 213	
RPI	S	Opponent	Score	RPI	S	Opponent	Score	RPI	S	Opponent	Score	RPI	S	Opponent	Score		
				37	A	Cal i forn i a	64 89	53	H	Min nesota	72 69	118	H	BYU	70 69		
				42	H	Gonzaga	44 63	78	A	Saint Mary' s (CA)	57 66	151	H	Paci fi c	68 81		
								78	H	Saint Mary' s (CA)	53 75	159	A	Loyol a Marymount	60 54		
												159	H	Loyol a Marymount	53 67		
												166	A	San Franci sco	60 54		
												191	N	Boi se St.	72 52		
												201	A	UC Santa Barbara	71 58		
												206	A	Seattle U	73 80		
												235	A	Pepperdi ne	62 66		
												249	A	San Diego St.	76 77		
												252	A	Hawai i	63 64		
												273	A	Santa Clara	50 59		
												303	H	Southern Utah	72 59		
												304	H	UTSA	78 69		
												311	A	Portl and	75 60		
												311	H	Portl and	59 52		
												335	H	Long Beach St.	74 40		
LAST 12 Division I GAMES:																	
				78	A	Saint Mary' s (CA)	57 66	159	A	Loyol a Marymount	60 54						
				42	H	Gonzaga	44 63	151	H	Paci fi c	68 81						
				159	H	Loyol a Marymount	53 67	78	H	Saint Mary' s (CA)	53 75						
				273	A	Santa Clara	50 59	311	H	Portl and	59 52						
				118	H	BYU	70 69	235	A	Pepperdi ne	62 66						
				311	A	Portl and	75 60	166	A	San Franci sco	60 54						

Non-Div I Games: San Diego Christian 82 53

San Diego

Average RPI Win: 205
Average RPI Loss: 169

WON-LOST
RECORD

WINNING
PCT. RANK

LAST 10
GAMES

STRENGTH OF
SCHEDULE

OPP. STRENGTH
OF SCHEDULE

TEAM
RPI

ADJ.
RPI

CONF.
RPI

ADJ CONF.
RPI

DIV. I ONLY	8- 12	229	3- 7	217	160	249	249	16	16
DIV. I NON-CONF.	5- 5	170	0- 2	258	256	246	246	14	14
<hr/>									
TOTALS	RPI 1-25	RPI 26-50	W-L RECORDS	RPI 51-100	RPI 101-999	RPI 201+			
8- 12	0- 0	0- 1	OVERALL	2- 2	6- 9	5- 3			
6- 5	0- 0	0- 0	HOME	2- 1	4- 4	3- 1			
2- 5	0- 0	0- 0	AWAY	0- 0	2- 5	2- 2			
0- 2	0- 0	0- 1	NEUTRAL	0- 1	0- 0	0- 0			
5- 5	0- 0	0- 1	NON-CONFERENCE	0- 1	5- 3	4- 1			
4- 2	0- 0	0- 0	HOME	0- 0	4- 2	3- 1			
1- 1	0- 0	0- 0	AWAY	0- 0	1- 1	1- 0			
0- 2	0- 0	0- 1	NEUTRAL	0- 1	0- 0	0- 0			
3- 7	0- 0	0- 0	CONFERENCE	2- 1	1- 6	1- 2			
2- 3	0- 0	0- 0	HOME	2- 1	0- 2	0- 0			
1- 4	0- 0	0- 0	AWAY	0- 0	1- 4	1- 2			
0- 0	0- 0	0- 0	NEUTRAL	0- 0	0- 0	0- 0			

RPI 1-25	RPI 26-50	RPI 51-100	RPI 101+	Team's RPI: 249
RPI S Opponent Score	RPI S Opponent Score	RPI S Opponent Score	RPI S Opponent Score	
	28 N Central Mich. 76 85	76 H Wyoming 68 62	110 A Colorado St. 43 72	
		78 H New Mexico 97 89	110 H Colorado St. 63 65	
		98 N Tulane 46 80	146 A Fresno St. 53 64	
		99 H UNLV 64 75	175 H UC Irvine 65 67	
			183 H CSUN 58 55	
			191 H Boise St. 70 86	
			201 A UC Santa Barbara 64 77	
			213 H San Diego 77 76	
			248 A San Jose St. 75 65	
			260 H Presbyterian 77 50	
			273 H Santa Clara 34 48	
			282 A Arizona 78 67	
			287 A Utah St. 58 62	
			298 H Cal St. Fullerton 59 58	
			310 A Air Force 51 61	
<hr/>				
LAST 12 Division I GAMES:				
310 A Air Force 51 61	248 A San Jose St. 75 65			
99 H UNLV 64 75	110 H Colorado St. 63 65			
110 A Colorado St. 43 72	287 A Utah St. 58 62			
78 H New Mexico 97 89	76 H Wyoming 68 62			
146 A Fresno St. 53 64	201 A UC Santa Barbara 64 77			
191 H Boise St. 70 86	273 H Santa Clara 34 48			

Non-Div I Games: Hope Int'l 92 68

San Diego St.

Average RPI Win:	217	WON-LOST	WINNING	LAST 10	STRENGTH OF	OPP. STRENGTH	TEAM	ADJ.	CONF.	ADJ CONF.
Average RPI Loss:	107	RECORD	PCT. RANK	GAMES	SCHEDULE	OF SCHEDULE	RPI	RPI	RPI	RPI
DIV. I ONLY	11- 12	186	5- 5	125	132	166	166	13	13	
DIV. I NON-CONF.	5- 6	187	0- 0	87	115	139	139	11	11	

TOTALS	RPI 1-25	RPI 26-50	W-L RECORDS	RPI 51-100	RPI 101-999	RPI 201+				
11- 12	0- 1	0- 3	OVERALL	0- 3	11- 5	6- 2				
7- 5	0- 1	0- 1	HOME	0- 2	7- 1	4- 1				
3- 7	0- 0	0- 2	AWAY	0- 1	3- 4	2- 1				
1- 0	0- 0	0- 0	NEUTRAL	0- 0	1- 0	0- 0				
5- 6	0- 1	0- 1	NON-CONFERENCE	0- 2	5- 2	2- 0				
3- 2	0- 1	0- 0	HOME	0- 1	3- 0	1- 0				
1- 4	0- 0	0- 1	AWAY	0- 1	1- 2	1- 0				
1- 0	0- 0	0- 0	NEUTRAL	0- 0	1- 0	0- 0				
6- 6	0- 0	0- 2	CONFERENCE	0- 1	6- 3	4- 2				
4- 3	0- 0	0- 1	HOME	0- 1	4- 1	3- 1				
2- 3	0- 0	0- 1	AWAY	0- 0	2- 2	1- 1				
0- 0	0- 0	0- 0	NEUTRAL	0- 0	0- 0	0- 0				

RPI 1-25				RPI 26-50				RPI 51-100				RPI 101+ Team's RPI: 166			
RPI	S	Opponent	Score	RPI	S	Opponent	Score	RPI	S	Opponent	Score	RPI	S	Opponent	Score
12	H	Stanford	66 86	32	A	Northern Colo.	60 73	70	A	UC Davis	55 72	118	A	BYU	66 70
				42	A	Gonzaga	47 74	78	H	Saint Mary's (CA)	59 73	146	H	Fresno St.	70 62
				42	H	Gonzaga	57 81	83	H	Washington St.	70 74	147	N	Robert Morris	57 45
												151	A	Paci fic	81 71
												159	H	Loyol a Marymount	78 60
												161	A	Cal Poly	83 88
												161	H	Cal Poly	83 71
												198	A	UT Arlington	54 56
												213	H	San Di ego	54 60
												235	A	Pepperdi ne	92 95
												235	H	Pepperdi ne	68 67
												248	A	San Jose St.	87 81
												273	A	Santa Clara	58 54
												273	H	Santa Clara	64 47
												284	H	Sacramento St.	90 76
												311	H	Portl and	84 75

LAST 12 Division I GAMES:															
273	H	Santa Clara	64 47	42	A	Gonzaga	47 74	159	H	Loyol a Marymount	78 60				
78	H	Saint Mary's (CA)	59 73	235	H	Pepperdi ne	68 67	118	A	BYU	66 70				
42	H	Gonzaga	57 81	311	H	Portl and	84 75	213	H	San Di ego	54 60				
151	A	Paci fic	81 71												
235	A	Pepperdi ne	92 95												
273	A	Santa Clara	58 54												

Non-Div I Games:

San Francisco

Average RPI Win:	237	WON-LOST	WINNING	LAST 10	STRENGTH OF	OPP. STRENGTH	TEAM	ADJ.	CONF.	ADJ CONF.
Average RPI Loss:	128	RECORD	PCT. RANK	GAMES	SCHEDULE	OF SCHEDULE	RPI	RPI	RPI	RPI
DIV. I ONLY	5- 16	302	2- 8	123	117	248	248	16	16	
DIV. I NON-CONF.	2- 8	290	0- 0	106	130	253	253	14	14	

TOTALS	RPI 1-25	RPI 26-50	W-L RECORDS	RPI 51-100	RPI 101-999	RPI 201+				
5- 16	0- 1	0- 1	OVERALL	1- 5	4- 9	4- 1				
3- 7	0- 0	0- 0	HOME	1- 2	2- 5	2- 1				
2- 8	0- 1	0- 1	AWAY	0- 3	2- 3	2- 0				
0- 1	0- 0	0- 0	NEUTRAL	0- 0	0- 1	0- 0				
2- 8	0- 1	0- 1	NON-CONFERENCE	0- 1	2- 5	2- 0				
1- 4	0- 0	0- 0	HOME	0- 1	1- 3	1- 0				
1- 3	0- 1	0- 1	AWAY	0- 0	1- 1	1- 0				
0- 1	0- 0	0- 0	NEUTRAL	0- 0	0- 1	0- 0				
3- 8	0- 0	0- 0	CONFERENCE	1- 4	2- 4	2- 1				
2- 3	0- 0	0- 0	HOME	1- 1	1- 2	1- 1				
1- 5	0- 0	0- 0	AWAY	0- 3	1- 2	1- 0				
0- 0	0- 0	0- 0	NEUTRAL	0- 0	0- 0	0- 0				

RPI 1-25				RPI 26-50				RPI 51-100				RPI 101+ Team's RPI: 248			
RPI	S	Opponent	Score	RPI	S	Opponent	Score	RPI	S	Opponent	Score	RPI	S	Opponent	Score
10	A	UCLA	69 129	50	A	Oregon St.	62 110	57	H	Nebraska	55 81	110	A	Colorado St.	48 63
								76	A	Wyoming	46 58	151	A	Pacific	97 106
								78	A	New Mexico	62 92	155	H	Portland St.	78 90
								78	H	New Mexico	95 86	166	H	San Francisco	81 87
								99	A	UNLV	60 79	183	H	CSUN	59 76
								99	H	UNLV	53 80	185	N	Hampton	73 81
												188	A	Nevada	63 91
												191	H	Boise St.	80 112
												238	H	CSU Bakersfield	67 57
												249	H	San Diego St.	65 75
												273	A	Santa Clara	71 66
												287	H	Utah St.	79 66
												310	A	Air Force	75 74

LAST 12 Division I GAMES:															
				78	A	New Mexico	62 92	249	H	San Diego St.	65 75				
				99	H	UNLV	53 80	78	H	New Mexico	95 86				
				76	A	Wyoming	46 58	99	A	UNLV	60 79				
				191	H	Boise St.	80 112	110	A	Colorado St.	48 63				
				188	A	Nevada	63 91	287	H	Utah St.	79 66				
				310	A	Air Force	75 74	57	H	Nebraska	55 81				

Non-Div I Games: Southern Ore. 89 87

San Jose St.

Average RPI Win:	254	WON-LOST	WINNING	LAST 10	STRENGTH OF	OPP. STRENGTH	TEAM	ADJ.	CONF.	ADJ CONF.
Average RPI Loss:	153	RECORD	PCT. RANK	GAMES	SCHEDULE	OF SCHEDULE	RPI	RPI	RPI	RPI
DIV. I ONLY	6- 16	286	3- 7	236	139	273	273	13	13	
DIV. I NON-CONF.	3- 7	254	0- 0	313	185	293	293	11	11	

TOTALS	RPI 1-25	RPI 26-50	W-L RECORDS	RPI 51-100	RPI 101-999	RPI 201+				
6- 16	0- 0	0- 4	OVERALL	0- 1	6- 11	5- 4				
3- 7	0- 0	0- 3	HOME	0- 0	3- 4	2- 2				
3- 9	0- 0	0- 0	AWAY	0- 0	3- 0	3- 0				
0- 0	0- 0	0- 0	NEUTRAL	0- 0	0- 0	0- 0				
3- 7	0- 0	0- 2	NON-CONFERENCE	0- 0	3- 5	2- 3				
1- 4	0- 0	0- 2	HOME	0- 0	1- 2	0- 2				
2- 3	0- 0	0- 0	AWAY	0- 0	2- 3	2- 1				
0- 0	0- 0	0- 0	NEUTRAL	0- 0	0- 0	0- 0				
3- 9	0- 0	0- 2	CONFERENCE	0- 1	3- 6	3- 1				
2- 3	0- 0	0- 1	HOME	0- 0	2- 2	2- 0				
1- 6	0- 0	0- 1	AWAY	0- 1	1- 4	1- 1				
0- 0	0- 0	0- 0	NEUTRAL	0- 0	0- 0	0- 0				

RPI 1-25				RPI 26-50				RPI 51-100				RPI 101+				Team's RPI: 273	
RPI	S	Opponent	Score	RPI	S	Opponent	Score	RPI	S	Opponent	Score	RPI	S	Opponent	Score		
				37	H	Cal i forn i a	41 79	78	A	Saint Mary' s (CA)	46 59	118	A	BYU	47 65		
				42	A	Gonzaga	44 71					151	A	Paci fic	37 55		
				42	H	Gonzaga	51 63					159	H	Loyol a Marymount	51 65		
				49	H	Southern Cal i forn i a	43 64					166	A	San Franci sco	47 64		
												166	H	San Franci sco	54 58		
												188	A	Nevada	41 52		
												189	A	Northwestern	47 57		
												201	H	UC Santa Barbara	68 63		
												213	H	San Diego	59 50		
												235	A	Pepperdi ne	55 56		
												235	H	Pepperdi ne	54 50		
												248	H	San Jose St.	66 71		
												249	A	San Diego St.	48 34		
												280	A	Grand Canyon	38 39		
												298	H	Cal St. Fullerton	69 73		
												311	A	Portl and	50 43		
												314	A	Ill . -Chi cago	45 36		
LAST 12 Division I GAMES:																	
				166	A	San Franci sco	47 64	118	A	BYU	47 65						
				151	A	Paci fic	37 55	78	A	Saint Mary' s (CA)	46 59						
				235	H	Pepperdi ne	54 50	311	A	Portl and	50 43						
				213	H	San Diego	59 50	159	H	Loyol a Marymount	51 65						
				42	A	Gonzaga	44 71	42	H	Gonzaga	51 63						
				166	H	San Franci sco	54 58	235	A	Pepperdi ne	55 56						

Non-Div I Games: Menlo 104 61

Santa Clara

Average RPI Win:	331	WON-LOST	WINNING	LAST 10	STRENGTH OF	OPP. STRENGTH	TEAM	ADJ.	CONF.	ADJ CONF.
Average RPI Loss:	214	RECORD	PCT. RANK	GAMES	SCHEDULE	OF SCHEDULE	RPI	RPI	RPI	RPI
DIV. I ONLY	2- 17	331	1- 9	336	261	343	343	31	31	
DIV. I NON-CONF.	1- 9	318	0- 3	268	122	308	308	31	31	

TOTALS	RPI 1-25	RPI 26-50	W-L RECORDS	RPI 51-100	RPI 101-999	RPI 201+				
2- 17	0- 1	0- 1	OVERALL	0- 0	2- 15	2- 10				
0- 5	0- 0	0- 0	HOME	0- 0	0- 5	0- 4				
2- 9	0- 1	0- 1	AWAY	0- 0	2- 7	2- 5				
0- 3	0- 0	0- 0	NEUTRAL	0- 0	0- 3	0- 1				
1- 9	0- 1	0- 1	NON-CONFERENCE	0- 0	1- 7	1- 3				
0- 0	0- 0	0- 0	HOME	0- 0	0- 0	0- 0				
1- 6	0- 1	0- 1	AWAY	0- 0	1- 4	1- 2				
0- 3	0- 0	0- 0	NEUTRAL	0- 0	0- 3	0- 1				
1- 8	0- 0	0- 0	CONFERENCE	0- 0	1- 8	1- 7				
0- 5	0- 0	0- 0	HOME	0- 0	0- 5	0- 4				
1- 3	0- 0	0- 0	AWAY	0- 0	1- 3	1- 3				
0- 0	0- 0	0- 0	NEUTRAL	0- 0	0- 0	0- 0				

RPI 1-25				RPI 26-50				RPI 51-100				RPI 101+ Team's RPI: 343			
RPI	S	Opponent	Score	RPI	S	Opponent	Score	RPI	S	Opponent	Score	RPI	S	Opponent	Score
23	A	South Carolina	38 99	50	A	Oregon St.	36 84					111	A	Jacksonville	46 74
												178	N	Florida	40 90
												184	N	Providence	48 78
												185	H	Hampton	53 81
												186	A	Wisconsin	24 82
												209	N	Richmond	63 100
												218	A	East Carolina	37 103
												223	H	Norfolk St.	58 78
												259	H	Howard	59 87
												263	A	Morgan St.	67 73
												291	A	Coppin St.	57 66
												301	A	Alabama St.	61 81
												305	H	UMES	56 68
												321	A	Ga. Southern	71 67
												326	H	South Carolina St.	60 71
												327	A	Delaware St.	79 93
												340	A	Florida A&M	65 47
LAST 12 Division I GAMES:															
326	H	South Carolina St.	60 71	305	H	UMES	56 68								
340	A	Florida A&M	65 47	263	A	Morgan St.	67 73								
327	A	Delaware St.	79 93	291	A	Coppin St.	57 66								
223	H	Norfolk St.	58 78	111	A	Jacksonville	46 74								
185	H	Hampton	53 81	218	A	East Carolina	37 103								
259	H	Howard	59 87	23	A	South Carolina	38 99								

Non-Div I Games: LaGrange 86 44

Savannah St.

Average RPI Win:	241	WON-LOST	WINNING	LAST 10	STRENGTH OF	OPP. STRENGTH	TEAM	ADJ.	CONF.	ADJ CONF.
Average RPI Loss:	174	RECORD	PCT. RANK	GAMES	SCHEDULE	OF SCHEDULE	RPI	RPI	RPI	RPI
DIV. I ONLY	11- 11	172	5- 5	241	286	206	206	30	30	
DIV. I NON-CONF.	6- 9	214	1- 4	154	233	210	210	30	30	

TOTALS	RPI 1-25	RPI 26-50	W-L RECORDS	RPI 51-100	RPI 101-999	RPI 201+				
11- 11	0- 0	0- 1	OVERALL	0- 1	11- 9	8- 3				
4- 6	0- 0	0- 0	HOME	0- 1	4- 5	3- 1				
7- 5	0- 0	0- 1	AWAY	0- 0	7- 4	5- 2				
0- 0	0- 0	0- 0	NEUTRAL	0- 0	0- 0	0- 0				
6- 9	0- 0	0- 1	NON-CONFERENCE	0- 1	6- 7	3- 1				
2- 6	0- 0	0- 0	HOME	0- 1	2- 5	1- 1				
4- 3	0- 0	0- 1	AWAY	0- 0	4- 2	2- 0				
0- 0	0- 0	0- 0	NEUTRAL	0- 0	0- 0	0- 0				
5- 2	0- 0	0- 0	CONFERENCE	0- 0	5- 2	5- 2				
2- 0	0- 0	0- 0	HOME	0- 0	2- 0	2- 0				
3- 2	0- 0	0- 0	AWAY	0- 0	3- 2	3- 2				
0- 0	0- 0	0- 0	NEUTRAL	0- 0	0- 0	0- 0				

RPI	S	Opponent	Score	RPI	S	Opponent	Score	RPI	S	Opponent	Score	RPI	S	Opponent	Score
37	A	Cal i forni a	67 87	70	H	UC Davi s	53 79	151	H	Paci fi c	73 85	155	H	Portl and St.	91 77
								162	A	I daho	68 60	168	A	Washi ngton	76 84
								171	H	I daho St.	69 74	175	H	UC I rvi ne	79 84
								183	A	CSUN	62 67	188	H	Nevada	65 74
								201	A	UC Santa Barbara	77 71	213	H	San Di ego	80 73
								226	A	Montana	78 64	234	H	New Mexico St.	69 59
								235	A	Pepperdi ne	65 62	238	A	CSU Bakersfi el d	68 75
								252	H	Hawai i	58 73	257	A	UMKC	62 58
								280	A	Grand Canyon	63 74	306	A	Utah Valley	77 75
								319	H	UTRGV	64 56	345	A	Chi cago St.	63 56

LAST 12 Divi sion I GAMES:															
306	A	Utah Valley	77 75	280	A	Grand Canyon	63 74	183	A	CSUN	62 67	175	H	UC I rvi ne	79 84
238	A	CSU Bakersfi el d	68 75	168	A	Washi ngton	76 84	151	H	Paci fi c	73 85	162	A	I daho	68 60
319	H	UTRGV	64 56												
234	H	New Mexico St.	69 59												
257	A	UMKC	62 58												
345	A	Chi cago St.	63 56												

Non-Div I Games:

Seattle U

Average RPI Win:	191	WON-LOST	WINNING	LAST 10	STRENGTH OF	OPP. STRENGTH	TEAM	ADJ.	CONF.	ADJ CONF.
Average RPI Loss:	36	RECORD	PCT. RANK	GAMES	SCHEDULE	OF SCHEDULE	RPI	RPI	RPI	RPI
DIV. I ONLY	15- 9	109	7- 3	116	61	95	95	6	6	
DIV. I NON-CONF.	8- 3	65	0- 0	149	164	91	91	6	6	

TOTALS	RPI 1-25	RPI 26-50	W-L RECORDS	RPI 51-100	RPI 101-999	RPI 201+				
15- 9	0- 3	0- 5	OVERALL	2- 1	13- 0	6- 0				
11- 4	0- 1	0- 3	HOME	2- 0	9- 0	5- 0				
4- 5	0- 2	0- 2	AWAY	0- 1	4- 0	1- 0				
0- 0	0- 0	0- 0	NEUTRAL	0- 0	0- 0	0- 0				
8- 3	0- 2	0- 1	NON-CONFERENCE	0- 0	8- 0	4- 0				
6- 2	0- 1	0- 1	HOME	0- 0	6- 0	4- 0				
2- 1	0- 1	0- 0	AWAY	0- 0	2- 0	0- 0				
0- 0	0- 0	0- 0	NEUTRAL	0- 0	0- 0	0- 0				
7- 6	0- 1	0- 4	CONFERENCE	2- 1	5- 0	2- 0				
5- 2	0- 0	0- 2	HOME	2- 0	3- 0	1- 0				
2- 4	0- 1	0- 2	AWAY	0- 1	2- 0	1- 0				
0- 0	0- 0	0- 0	NEUTRAL	0- 0	0- 0	0- 0				

RPI 1-25				RPI 26-50				RPI 51-100				RPI 101+			
RPI	S	Opponent	Score	RPI	S	Opponent	Score	RPI	S	Opponent	Score	RPI	S	Opponent	Score
10	H	UCLA	68 77	26	H	Villanova	59 67	60	H	St. John's (NY)	62 57	102	A	Wake Forest	67 57
14	A	Rutgers	45 70	31	A	Marquette	84 97	96	A	Butler	48 66	126	H	Georgetown	70 65
24	A	DePaul	66 89	39	A	Creighton	64 81	96	H	Butler	75 64	169	H	Marist	85 60
				39	H	Creighton	51 68					173	H	Jacksonville St.	73 54
				48	H	Princeton	83 85					184	A	Providence	65 56
												184	H	Providence	65 56
												196	A	Boston College	73 53
												207	A	Xavier	62 51
												207	H	Xavier	58 53
												253	H	Fairfield	80 61
												276	H	Rider	85 49
												286	H	St. Francis Brooklyn	84 50
												342	H	Saint Peter's	91 49

LAST 12 Division I GAMES:															
				96	H	Butler	75 64	26	H	Villanova	59 67				
				207	H	Xavier	58 53	207	A	Xavier	62 51				
				39	A	Creighton	64 81	96	A	Butler	48 66				
				184	A	Providence	65 56	184	H	Providence	65 56				
				60	H	St. John's (NY)	62 57	39	H	Creighton	51 68				
				126	H	Georgetown	70 65	31	A	Marquette	84 97				

Non-Div I Games:

Seton Hall

Average RPI Win:	270	WON-LOST	WINNING	LAST 10	STRENGTH OF	OPP. STRENGTH	TEAM	ADJ.	CONF.	ADJ CONF.
Average RPI Loss:	129	RECORD	PCT. RANK	GAMES	SCHEDULE	OF SCHEDULE	RPI	RPI	RPI	RPI
DIV. I ONLY	12- 11	166	6- 4	272	211	197	197	27	27	
DIV. I NON-CONF.	5- 6	187	0- 0	112	114	143	143	26	26	

TOTALS	RPI 1-25	RPI 26-50	W-L RECORDS	RPI 51-100	RPI 101-999	RPI 201+				
12- 11	0- 1	0- 1	OVERALL	0- 4	12- 5	11- 3				
7- 3	0- 0	0- 1	HOME	0- 1	7- 1	6- 1				
5- 8	0- 1	0- 0	AWAY	0- 3	5- 4	5- 2				
0- 0	0- 0	0- 0	NEUTRAL	0- 0	0- 0	0- 0				
5- 6	0- 1	0- 1	NON-CONFERENCE	0- 3	5- 1	5- 0				
3- 2	0- 0	0- 1	HOME	0- 1	3- 0	3- 0				
2- 4	0- 1	0- 0	AWAY	0- 2	2- 1	2- 0				
0- 0	0- 0	0- 0	NEUTRAL	0- 0	0- 0	0- 0				
7- 5	0- 0	0- 0	CONFERENCE	0- 1	7- 4	6- 3				
4- 1	0- 0	0- 0	HOME	0- 0	4- 1	3- 1				
3- 4	0- 0	0- 0	AWAY	0- 1	3- 3	3- 2				
0- 0	0- 0	0- 0	NEUTRAL	0- 0	0- 0	0- 0				

RPI 1-25				RPI 26-50				RPI 51-100				RPI 101+				Team's RPI: 197
RPI	S	Opponent	Score	RPI	S	Opponent	Score	RPI	S	Opponent	Score	RPI	S	Opponent	Score	
14	A	Rutgers	47 59	36	H	FGCU	50 63	62	A	Qui nni pi ac	54 68	165	A	Hartford	62 71	
								66	H	Al bany (NY)	63 78	169	A	Marist	54 73	
								74	A	Harvard	67 75	169	H	Marist	58 53	
								80	A	Penn St.	72 86	228	A	Hofstra	70 60	
												229	A	Ni agara	50 65	
												229	H	Ni agara	68 73	
												239	H	St. Bonaventure	70 62	
												250	H	Manhattan	56 51	
												253	H	Fairfi eld	51 40	
												259	H	Howard	72 61	
												274	A	Col gate	73 70	
												276	A	Ri der	71 67	
												281	H	Sacred Heart	62 57	
												290	A	Canis us	57 65	
												337	A	I ona	70 48	
												337	H	I ona	64 51	
												342	A	Saint Peter's	62 59	

LAST 12 Division I GAMES:																
169	A	Marist	54 73	229	A	Ni agara	50 65									
342	A	Saint Peter's	62 59	290	A	Canis us	57 65									
250	H	Manhattan	56 51	229	H	Ni agara	68 73									
253	H	Fairfi eld	51 40	337	H	I ona	64 51									
337	A	I ona	70 48	276	A	Ri der	71 67									
169	H	Marist	58 53	62	A	Qui nni pi ac	54 68									

Non-Div I Games:

Siena

Average RPI Win: 226	WON-LOST RECORD	WINNING PCT. RANK	LAST 10 GAMES	STRENGTH OF SCHEDULE	OPP. STRENGTH OF SCHEDULE	TEAM RPI	ADJ. RPI	CONF. RPI	ADJ CONF. RPI
Average RPI Loss: 110									
DIV. I ONLY	14- 6	68	8- 2	191	212	101	101	23	23
DIV. I NON-CONF.	6- 4	122	1- 1	57	163	76	76	23	23

TOTALS	RPI 1-25	RPI 26-50	W-L RECORDS	RPI 51-100	RPI 101-999	RPI 201+			
14- 6	0- 1	0- 0	OVERALL	1- 1	13- 4	7- 0			
8- 2	0- 0	0- 0	HOME	0- 1	8- 1	5- 0			
6- 4	0- 1	0- 0	AWAY	1- 0	5- 3	2- 0			
0- 0	0- 0	0- 0	NEUTRAL	0- 0	0- 0	0- 0			
6- 4	0- 1	0- 0	NON-CONFERENCE	1- 1	5- 2	2- 0			
3- 2	0- 0	0- 0	HOME	0- 1	3- 1	1- 0			
3- 2	0- 1	0- 0	AWAY	1- 0	2- 1	1- 0			
0- 0	0- 0	0- 0	NEUTRAL	0- 0	0- 0	0- 0			
8- 2	0- 0	0- 0	CONFERENCE	0- 0	8- 2	5- 0			
5- 0	0- 0	0- 0	HOME	0- 0	5- 0	4- 0			
3- 2	0- 0	0- 0	AWAY	0- 0	3- 2	1- 0			
0- 0	0- 0	0- 0	NEUTRAL	0- 0	0- 0	0- 0			

RPI 1-25				RPI 26-50				RPI 51-100				RPI 101+ Team's RPI: 101			
RPI	S	Opponent	Score	RPI	S	Opponent	Score	RPI	S	Opponent	Score	RPI	S	Opponent	Score
18	A	NC State	50 71					75	H	UAB	66 78	111	H	Jacksonville	58 60
								91	A	North Carolina	85 84	119	A	Ole Miss	59 66
												120	H	Central Ark.	64 43
												142	A	Texas St.	63 78
												150	A	Louisiana	72 57
												163	A	Southern Miss.	78 57
												192	A	Troy	71 82
												192	H	Troy	79 68
												198	A	UT Arlington	76 63
												199	H	Southern U.	69 65
												224	H	New Orleans	67 45
												271	H	Appalachian St.	54 52
												279	H	Coastal Caro.	68 62
												301	A	Alabama St.	59 47
												317	H	Georgia St.	88 52
												321	H	Ga. Southern	79 52
												334	A	La.-Monroe	67 60

LAST 12 Division I GAMES:															
192	A	Troy	71 82	198	A	UT Arlington	76 63								
334	A	La.-Monroe	67 60	142	A	Texas St.	63 78								
150	A	Louisiana	72 57	321	H	Ga. Southern	79 52								
271	H	Appalachian St.	54 52	317	H	Georgia St.	88 52								
279	H	Coastal Caro.	68 62	75	H	UAB	66 78								
192	H	Troy	79 68	120	H	Central Ark.	64 43								

Non-Div I Games: Ga. Southwestern 73 42

South Ala.

Average RPI Win: 139 WON-LOST RECORD WINNING PCT. RANK LAST 10 GAMES STRENGTH OF SCHEDULE OPP. STRENGTH OF SCHEDULE TEAM RPI ADJ. RPI CONF. RPI ADJ CONF. RPI

DIV. I ONLY	18- 4	20	7- 3	54	2	23	23	2	2
DIV. I NON-CONF.	11- 2	22	2- 1	111	11	38	38	2	2
TOTALS	RPI 1-25	RPI 26-50	W-L RECORDS	RPI 51-100	RPI 101-999	RPI 201+			
18- 4	5- 4	0- 0	OVERALL	2- 0	11- 0	5- 0			
10- 2	3- 2	0- 0	HOME	1- 0	6- 0	5- 0			
6- 1	1- 1	0- 0	AWAY	0- 0	5- 0	0- 0			
2- 1	1- 1	0- 0	NEUTRAL	1- 0	0- 0	0- 0			
11- 2	3- 2	0- 0	NON-CONFERENCE	1- 0	7- 0	5- 0			
6- 1	1- 1	0- 0	HOME	0- 0	5- 0	5- 0			
3- 0	1- 0	0- 0	AWAY	0- 0	2- 0	0- 0			
2- 1	1- 1	0- 0	NEUTRAL	1- 0	0- 0	0- 0			
7- 2	2- 2	0- 0	CONFERENCE	1- 0	4- 0	0- 0			
4- 1	2- 1	0- 0	HOME	1- 0	1- 0	0- 0			
3- 1	0- 1	0- 0	AWAY	0- 0	3- 0	0- 0			
0- 0	0- 0	0- 0	NEUTRAL	0- 0	0- 0	0- 0			

RPI S Opponent Score	RPI S Opponent Score	RPI S Opponent Score	RPI S Opponent Score
1 H UConn 58 83		60 N St. John's (NY) 76 58	105 H Auburn 71 63
2 N Notre Dame 85 92		87 H Arkansas 90 42	106 A Kentucky 81 64
9 H Tennessee 70 86			119 A Ole Miss 88 62
14 N Rutgers 78 68			123 A Vanderbilt 95 82
15 A Missouri 74 83			149 A Clemson 66 36
15 H Missouri 64 54			174 A Temple 87 60
16 H Texas A&M 61 59			261 H Col. of Charleston 69 43
17 A Maryland 94 86			270 H Wofford 94 60
19 H Duke 72 52			301 H Alabama St. 99 31
			324 H Western Caro. 101 43
			343 H Savannah St. 99 38
LAST 12 Division I GAMES:			
1 H UConn 58 83	105 H Auburn 71 63		
15 H Missouri 64 54	15 A Missouri 74 83		
87 H Arkansas 90 42	119 A Ole Miss 88 62		
106 A Kentucky 81 64	16 H Texas A&M 61 59		
123 A Vanderbilt 95 82	174 A Temple 87 60		
9 H Tennessee 70 86	343 H Savannah St. 99 38		

Non-Div I Games:

South Carolina

Average RPI Win:	302	WON-LOST	WINNING	LAST 10	STRENGTH OF	OPP. STRENGTH	TEAM	ADJ.	CONF.	ADJ CONF.
Average RPI Loss:	222	RECORD	PCT. RANK	GAMES	SCHEDULE	OF SCHEDULE	RPI	RPI	RPI	RPI
DIV. I ONLY	6- 13	274	3- 7	347	291	326	326	31	31	
DIV. I NON-CONF.	3- 7	254	0- 2	344	199	326	326	31	31	

TOTALS	RPI 1-25	RPI 26-50	W-L RECORDS	RPI 51-100	RPI 101-999	RPI 201+				
6- 13	0- 0	0- 0	OVERALL	0- 2	6- 11	5- 8				
3- 3	0- 0	0- 0	HOME	0- 0	3- 3	2- 3				
3- 10	0- 0	0- 0	AWAY	0- 0	3- 1	3- 1				
0- 0	0- 0	0- 0	NEUTRAL	0- 0	0- 0	0- 0				
3- 7	0- 0	0- 0	NON-CONFERENCE	0- 2	3- 5	3- 3				
1- 1	0- 0	0- 0	HOME	0- 0	1- 1	1- 1				
2- 6	0- 0	0- 0	AWAY	0- 2	2- 4	2- 2				
0- 0	0- 0	0- 0	NEUTRAL	0- 0	0- 0	0- 0				
3- 6	0- 0	0- 0	CONFERENCE	0- 0	3- 6	2- 5				
2- 2	0- 0	0- 0	HOME	0- 0	2- 2	1- 2				
1- 4	0- 0	0- 0	AWAY	0- 0	1- 4	1- 3				
0- 0	0- 0	0- 0	NEUTRAL	0- 0	0- 0	0- 0				

RPI 1-25				RPI 26-50				RPI 51-100				RPI 101+ Team's RPI: 326			
RPI	S	Opponent	Score	RPI	S	Opponent	Score	RPI	S	Opponent	Score	RPI	S	Opponent	Score
								58	A	Mercer	53 74	145	A	Bethune-Cookman	50 68
								65	A	Georgia Tech	40 86	149	A	Clemson	48 56
												176	A	Charlotte	49 64
												185	H	Hampton	78 70
												223	H	Norfolk St.	67 71
												259	H	Howard	58 68
												263	A	Morgan St.	55 65
												291	A	Coppin St.	39 56
												297	A	USC Upstate	44 63
												305	H	UMES	54 51
												312	A	Old Dominion	35 52
												316	A	Charleston So.	60 58
												321	H	Ga. Southern	58 61
												324	H	Western Caro.	75 45
												327	A	Delaware St.	44 58
												339	A	Winthrop	65 37
												343	A	Savannah St.	71 60

LAST 12 Division I GAMES:															
343	A	Savannah St.	71 60	259	H	Howard	58 68								
263	A	Morgan St.	55 65	327	A	Delaware St.	44 58								
291	A	Coppin St.	39 56	145	A	Bethune-Cookman	50 68								
185	H	Hampton	78 70	312	A	Old Dominion	35 52								
223	H	Norfolk St.	67 71	176	A	Charlotte	49 64								
305	H	UMES	54 51	58	A	Mercer	53 74								

Non-Div I Games: Johnson & Wales (NC) 40 Columbia Int'l 82 38

South Carolina St.

Average RPI Win:	195	WON-LOST	WINNING	LAST 10	STRENGTH OF	OPP. STRENGTH	TEAM	ADJ.	CONF.	ADJ CONF.
Average RPI Loss:	95	RECORD	PCT. RANK	GAMES	SCHEDULE	OF SCHEDULE	RPI	RPI	RPI	RPI

DIV. I ONLY	17- 5	39	9- 0	162	128	71	71	14	14
DIV. I NON-CONF.	7- 5	132	1- 0	204	55	138	138	17	17

TOTALS	RPI 1-25	RPI 26-50	W-L RECORDS	RPI 51-100	RPI 101-999	RPI 201+
17- 5	0- 1	2- 0	OVERALL	0- 1	15- 3	9- 0
9- 1	0- 0	1- 0	HOME	0- 0	8- 1	5- 0
7- 2	0- 0	1- 0	AWAY	0- 0	6- 2	3- 0
1- 2	0- 1	0- 0	NEUTRAL	0- 1	1- 0	1- 0
7- 5	0- 1	1- 0	NON-CONFERENCE	0- 1	6- 3	4- 0
4- 1	0- 0	1- 0	HOME	0- 0	3- 1	2- 0
2- 2	0- 0	0- 0	AWAY	0- 0	2- 2	1- 0
1- 2	0- 1	0- 0	NEUTRAL	0- 1	1- 0	1- 0
10- 0	0- 0	1- 0	CONFERENCE	0- 0	9- 0	5- 0
5- 0	0- 0	0- 0	HOME	0- 0	5- 0	3- 0
5- 0	0- 0	1- 0	AWAY	0- 0	4- 0	2- 0
0- 0	0- 0	0- 0	NEUTRAL	0- 0	0- 0	0- 0

RPI S Opponent Score	RPI S Opponent Score	RPI S Opponent Score	RPI S Opponent Score
9 N Tennessee 49 69	39 H Creighton 73 68	55 N Oklahoma St. 68 76	104 A Western Ill. 82 58
	41 A South Dakota St. 67 61		104 H Western Ill. 92 81
			115 A Iowa St. 76 81
			125 A SFA 55 77
			154 A Wichita St. 62 48
			158 H North Dakota 76 71
			170 H Tulsa 61 64
			195 A Denver 82 60
			195 H Denver 79 51
			205 A Oral Roberts 73 68
			233 H Omaha 70 46
			238 H CSU Bakersfield 66 50
			242 H UC Riverside 75 66
			255 N Indiana St. 71 59
			268 A North Dakota St. 82 67
			268 H North Dakota St. 80 54
			302 A Incarnate Word 81 51
			318 H Fort Wayne 85 43
LAST 12 Division I GAMES:			
268 H North Dakota St. 80 54	318 H Fort Wayne 85 43		
104 H Western Ill. 92 81	104 A Western Ill. 82 58		
195 A Denver 82 60	268 A North Dakota St. 82 67		
41 A South Dakota St. 67 61	195 H Denver 79 51		
233 H Omaha 70 46	158 H North Dakota 76 71		
205 A Oral Roberts 73 68	242 H UC Riverside 75 66		

Non-Div I Games: Mt. Marty 87 25 Bellevue 89 32

South Dakota

Average RPI Win:	180	WON-LOST	WINNING	LAST 10	STRENGTH OF	OPP. STRENGTH	TEAM	ADJ.	CONF.	ADJ CONF.
Average RPI Loss:	33	RECORD	PCT. RANK	GAMES	SCHEDULE	OF SCHEDULE	RPI	RPI	RPI	RPI
DIV. I ONLY	18- 5	33	8- 1	89	86	41	41	14	14	
DIV. I NON-CONF.	10- 4	73	1- 1	46	8	27	27	17	17	

TOTALS	RPI 1-25	RPI 26-50	W-L RECORDS	RPI 51-100	RPI 101-999	RPI 201+				
18- 5	1- 2	1- 2	OVERALL	1- 1	15- 0	7- 0				
10- 2	0- 1	1- 0	HOME	0- 1	9- 0	4- 0				
6- 3	0- 1	0- 2	AWAY	1- 0	5- 0	3- 0				
2- 0	1- 0	0- 0	NEUTRAL	0- 0	1- 0	0- 0				
10- 4	1- 2	1- 2	NON-CONFERENCE	1- 0	7- 0	1- 0				
6- 1	0- 1	1- 0	HOME	0- 0	5- 0	1- 0				
2- 3	0- 1	0- 2	AWAY	1- 0	1- 0	0- 0				
2- 0	1- 0	0- 0	NEUTRAL	0- 0	1- 0	0- 0				
8- 1	0- 0	0- 0	CONFERENCE	0- 1	8- 0	6- 0				
4- 1	0- 0	0- 0	HOME	0- 1	4- 0	3- 0				
4- 0	0- 0	0- 0	AWAY	0- 0	4- 0	3- 0				
0- 0	0- 0	0- 0	NEUTRAL	0- 0	0- 0	0- 0				

RPI 1-25				RPI 26-50				RPI 51-100				RPI 101+			
RPI	S	Opponent	Score	RPI	S	Opponent	Score	RPI	S	Opponent	Score	RPI	S	Opponent	Score
4	H	Louisville	64 68	30	H	Oklahoma	67 61	71	H	South Dakota	61 67	104	H	Western Ill.	84 48
13	A	Green Bay	41 55	36	A	FGCU	78 87	86	A	Drake	85 78	112	A	George Washington	97 88
18	N	NC State	75 67	39	A	Creighton	65 72					153	H	UNI	57 47
												154	H	Wichita St.	96 64
												158	H	North Dakota	66 52
												176	N	Charlotte	71 70
												182	H	Bowling Green	76 44
												195	A	Denver	69 58
												205	A	Oral Roberts	77 70
												233	A	Omaha	103 54
												233	H	Omaha	89 64
												268	A	North Dakota St.	85 64
												268	H	North Dakota St.	83 63
												318	H	Fort Wayne	105 49
												344	H	NJIT	92 48

LAST 12 Division I GAMES:															
233	A	Omaha	103 54	195	A	Denver	69 58	268	H	North Dakota St.	83 63	233	H	Omaha	89 64
268	A	North Dakota St.	85 64	268	H	North Dakota St.	83 63	36	A	FGCU	78 87	154	H	Wichita St.	96 64
318	H	Fort Wayne	105 49	233	H	Omaha	89 64	86	A	Drake	85 78				
71	H	South Dakota	61 67												
104	H	Western Ill.	84 48												
205	A	Oral Roberts	77 70												

Non-Div I Games: Dakota Wesleyan 76 63

South Dakota St.

Average RPI Win:	140	WON-LOST	WINNING	LAST 10	STRENGTH OF	OPP. STRENGTH	TEAM	ADJ.	CONF.	ADJ CONF.
Average RPI Loss:	49	RECORD	PCT. RANK	GAMES	SCHEDULE	OF SCHEDULE	RPI	RPI	RPI	RPI
DIV. I ONLY	18- 5	33	8- 2	75	11	27	27	8	8	
DIV. I NON-CONF.	10- 3	51	1- 1	90	7	37	37	7	7	

TOTALS	RPI 1-25	RPI 26-50	W-L RECORDS	RPI 51-100	RPI 101-999	RPI 201+				
18- 5	1- 2	2- 1	OVERALL	5- 1	10- 1	3- 0				
8- 1	1- 1	1- 0	HOME	2- 0	4- 0	2- 0				
7- 2	0- 0	0- 1	AWAY	1- 0	6- 1	1- 0				
3- 2	0- 1	1- 0	NEUTRAL	2- 1	0- 0	0- 0				
10- 3	1- 1	1- 1	NON-CONFERENCE	3- 1	5- 0	3- 0				
5- 0	1- 0	0- 0	HOME	1- 0	3- 0	2- 0				
2- 1	0- 0	0- 1	AWAY	0- 0	2- 0	1- 0				
3- 2	0- 1	1- 0	NEUTRAL	2- 1	0- 0	0- 0				
8- 2	0- 1	1- 0	CONFERENCE	2- 0	5- 1	0- 0				
3- 1	0- 1	1- 0	HOME	1- 0	1- 0	0- 0				
5- 1	0- 0	0- 0	AWAY	1- 0	4- 1	0- 0				
0- 0	0- 0	0- 0	NEUTRAL	0- 0	0- 0	0- 0				

RPI 1-25				RPI 26-50				RPI 51-100				RPI 101+			
RPI	S	Opponent	Score	RPI	S	Opponent	Score	RPI	S	Opponent	Score	RPI	S	Opponent	Score
1	H	UConn	49 100	30	A	Oklahoma	74 79	59	N	Michigan St.	73 83	112	A	George Washington	83 78
2	N	Notre Dame	66 76	44	N	Dayton	93 87	60	N	St. John's (NY)	68 59	143	A	Cincinnati	69 46
25	H	LSU	61 55	47	H	UCF	62 45	83	N	Washington St.	82 45	154	A	Wichita St.	56 64
								96	H	Butler	71 55	170	A	Tulsa	71 57
								98	A	Tulane	63 53	174	A	Temple	89 73
								98	H	Tulane	75 46	174	H	Temple	76 60
												177	A	Memphis	81 62
												199	H	Southern U.	108 48
												211	H	Arkansas St.	98 55
												294	A	FIU	82 52
												320	H	Houston Baptist	90 43

LAST 12 Division I GAMES:															
				98	A	Tulane	63 53	174	A	Temple	89 73				
				170	A	Tulsa	71 57	1	H	UConn	49 100				
				174	H	Temple	76 60	143	A	Cincinnati	69 46				
				154	A	Wichita St.	56 64	98	H	Tulane	75 46				
				177	A	Memphis	81 62	59	N	Michigan St.	73 83				
				47	H	UCF	62 45	44	N	Dayton	93 87				

Non-Div I Games:

South Fla.

Average RPI Win: 295	WON-LOST RECORD	WINNING PCT. RANK	LAST 10 GAMES	STRENGTH OF SCHEDULE	OPP. STRENGTH OF SCHEDULE	TEAM RPI	ADJ. RPI	CONF. RPI	ADJ CONF. RPI
Average RPI Loss: 132									
DIV. I ONLY	9- 13	226	5- 5	171	310	221	221	26	26
DIV. I NON-CONF.	3- 7	254	0- 0	50	201	182	182	27	27

TOTALS	RPI 1-25	RPI 26-50	W-L RECORDS	RPI 51-100	RPI 101-999	RPI 201+			
9- 13	0- 1	0- 1	OVERALL	0- 2	9- 9	8- 3			
5- 4	0- 0	0- 0	HOME	0- 1	5- 3	5- 2			
3- 9	0- 0	0- 0	AWAY	0- 1	3- 0	3- 0			
1- 0	0- 0	0- 0	NEUTRAL	0- 0	1- 0	0- 0			
3- 7	0- 1	0- 1	NON-CONFERENCE	0- 1	3- 4	2- 0			
2- 1	0- 0	0- 0	HOME	0- 0	2- 1	2- 0			
0- 6	0- 1	0- 1	AWAY	0- 1	0- 3	0- 0			
1- 0	0- 0	0- 0	NEUTRAL	0- 0	1- 0	0- 0			
6- 6	0- 0	0- 0	CONFERENCE	0- 1	6- 5	6- 3			
3- 3	0- 0	0- 0	HOME	0- 1	3- 2	3- 2			
3- 3	0- 0	0- 0	AWAY	0- 0	3- 3	3- 1			
0- 0	0- 0	0- 0	NEUTRAL	0- 0	0- 0	0- 0			

RPI 1-25				RPI 26-50				RPI 51-100				RPI 101+ Team's RPI: 221			
RPI	S	Opponent	Score	RPI	S	Opponent	Score	RPI	S	Opponent	Score	RPI	S	Opponent	Score
4	A	Louisville	40 80	40	A	Ball St.	56 69	68	H	Belmont	57 67	104	A	Western Ill.	59 87
								97	A	George Mason	38 57	130	N	Saint Francis (PA)	82 50
												132	A	SIUE	57 65
												136	A	Kansas	50 51
												140	H	Southern Ill.	74 79
												143	A	Cincinnati	52 65
												173	A	Jacksonville St.	48 55
												215	H	Morehead St.	56 59
												230	A	Austin Peay	65 66
												230	H	Austin Peay	50 61
												245	H	Bradley	57 53
												307	A	Murray St.	85 74
												307	H	Murray St.	80 70
												309	H	Eastern Ky.	69 55
												328	A	Tennessee Tech	70 66
												336	H	Tennessee St.	71 66
												346	A	Eastern Ill.	77 54
												348	H	Evansville	74 65

LAST 12 Division I GAMES:															
230	H	Austin Peay	50 61	309	H	Eastern Ky.	69 55								
307	H	Murray St.	80 70	215	H	Morehead St.	56 59								
173	A	Jacksonville St.	48 55	230	A	Austin Peay	65 66								
328	A	Tennessee Tech	70 66	307	A	Murray St.	85 74								
346	A	Eastern Ill.	77 54	336	H	Tennessee St.	71 66								
132	A	SIUE	57 65	68	H	Belmont	57 67								

Non-Div I Games: Evangel 72 60 Missouri Valley 69 34

Southeast Mo. St.

Average RPI Win:	233	WON-LOST	WINNING	LAST 10	STRENGTH OF	OPP. STRENGTH	TEAM	ADJ.	CONF.	ADJ CONF.
Average RPI Loss:	181	RECORD	PCT. RANK	GAMES	SCHEDULE	OF SCHEDULE	RPI	RPI	RPI	RPI
DIV. I ONLY	5- 17	304	4- 6	226	284	285	285	25	25	
DIV. I NON-CONF.	1- 10	327	0- 1	174	221	294	294	25	25	

TOTALS	RPI 1-25	RPI 26-50	W-L RECORDS	RPI 51-100	RPI 101-999	RPI 201+				
5- 17	0- 1	0- 0	OVERALL	0- 1	5- 15	3- 8				
2- 6	0- 0	0- 0	HOME	0- 0	2- 6	1- 4				
3- 10	0- 1	0- 0	AWAY	0- 1	3- 8	2- 4				
0- 1	0- 0	0- 0	NEUTRAL	0- 0	0- 1	0- 0				
1- 10	0- 1	0- 0	NON-CONFERENCE	0- 1	1- 8	0- 4				
0- 3	0- 0	0- 0	HOME	0- 0	0- 3	0- 2				
1- 6	0- 1	0- 0	AWAY	0- 1	1- 4	0- 2				
0- 1	0- 0	0- 0	NEUTRAL	0- 0	0- 1	0- 0				
4- 7	0- 0	0- 0	CONFERENCE	0- 0	4- 7	3- 4				
2- 3	0- 0	0- 0	HOME	0- 0	2- 3	1- 2				
2- 4	0- 0	0- 0	AWAY	0- 0	2- 4	2- 2				
0- 0	0- 0	0- 0	NEUTRAL	0- 0	0- 0	0- 0				

RPI 1-25				RPI 26-50				RPI 51-100				RPI 101+ Team's RPI: 285			
RPI	S	Opponent	Score	RPI	S	Opponent	Score	RPI	S	Opponent	Score	RPI	S	Opponent	Score
25	A	LSU	56 84					52	A	TCU	62 112	103	H	Lamar University	58 75
												105	A	Auburn	46 80
												120	A	Central Ark.	47 63
												120	H	Central Ark.	78 70
												125	A	SFA	67 79
												137	N	Kent St.	60 81
												143	A	Cincinnati	43 82
												145	A	Bethune-Cookman	60 58
												150	H	Louisiana	56 68
												202	A	Abilene Christian	80 86
												216	A	Akron	54 66
												247	A	Grambling	52 61
												254	A	A&M-Corpus Christi	52 56
												256	A	Nicholls St.	66 57
												277	H	McNeese	65 77
												278	H	Alcorn	77 84
												313	H	Alabama A&M	74 76
												320	A	Houston Baptist	76 61
												323	H	Northwestern St.	71 65
												329	H	Sam Houston St.	52 57
LAST 12 Division I GAMES:															
120	H	Central Ark.	78 70	277	H	McNeese	65 77								
254	A	A&M-Corpus Christi	52 56	103	H	Lamar University	58 75								
256	A	Nicholls St.	66 57	202	A	Abilene Christian	80 86								
329	H	Sam Houston St.	52 57	120	A	Central Ark.	47 63								
323	H	Northwestern St.	71 65	125	A	SFA	67 79								
320	A	Houston Baptist	76 61	313	H	Alabama A&M	74 76								

Non-Div I Games:

Southeastern La.

Average RPI	Win:	177	WON-LOST	WINNING	LAST 10	STRENGTH OF	OPP. STRENGTH	TEAM	ADJ.	CONF.	ADJ CONF.
Average RPI	Loss:	19	RECORD	PCT. RANK	GAMES	SCHEDULE	OF SCHEDULE	RPI	RPI	RPI	RPI
DIV. I ONLY		15- 7		74	5- 5	65	50	49	49	5	5
DIV. I NON-CONF.		10- 1		15	1- 0	196	251	49	49	3	3

TOTALS	RPI 1-25		RPI 26-50		W-L RECORDS	RPI 51-100		RPI 101-999		RPI 201+	
15- 7	0- 5		2- 2		OVERALL	2- 0		11- 0		6- 0	
3- 4	0- 3		1- 1		HOME	0- 0		2- 0		2- 0	
9- 3	0- 2		0- 1		AWAY	2- 0		7- 0		4- 0	
3- 0	0- 0		1- 0		NEUTRAL	0- 0		2- 0		0- 0	
10- 1	0- 1		1- 0		NON-CONFERENCE	0- 0		9- 0		6- 0	
2- 1	0- 1		0- 0		HOME	0- 0		2- 0		2- 0	
5- 0	0- 0		0- 0		AWAY	0- 0		5- 0		4- 0	
3- 0	0- 0		1- 0		NEUTRAL	0- 0		2- 0		0- 0	
5- 6	0- 4		1- 2		CONFERENCE	2- 0		2- 0		0- 0	
1- 3	0- 2		1- 1		HOME	0- 0		0- 0		0- 0	
4- 3	0- 2		0- 1		AWAY	2- 0		2- 0		0- 0	
0- 0	0- 0		0- 0		NEUTRAL	0- 0		0- 0		0- 0	

RPI 1-25				RPI 26-50				Team's RPI: 49				RPI 51-100				RPI 101+			
RPI	S	Opponent	Score	RPI	S	Opponent	Score	RPI	S	Opponent	Score	RPI	S	Opponent	Score	RPI	S	Opponent	Score
7	H	Oregon	66 70	35	N	Purdue	58 46	83	A	Washington St.	73 72	129	N	Middle Tenn.	72 57				
10	A	UCLA	46 59	37	A	Cal i forni a	64 76	85	A	Utah	58 47	131	A	Colorado	86 51				
12	A	Stanford	65 72	37	H	Cal i forni a	59 62					159	A	Loyol a Marymount	80 70				
12	H	Stanford	55 59	50	H	Oregon St.	65 61					168	A	Washington	72 61				
16	H	Texas A&M	74 75									169	N	Marist	78 57				
												219	H	Montana St.	98 47				
												242	A	UC Ri versi de	64 46				
												252	A	Hawai i	71 60				
												273	A	Santa Clara	64 43				
												319	A	UTRGV	71 64				
												335	H	Long Beach St.	75 60				
LAST 12 Division I GAMES:																			
				10	A	UCLA	46 59					131	A	Col orado	86 51				
				168	A	Washi ngton	72 61					50	H	Oregon St.	65 61				
				83	A	Washi ngton St.	73 72					7	H	Oregon	66 70				
				37	H	Cal i forni a	59 62					12	A	Stanford	65 72				
				12	H	Stanford	55 59					37	A	Cal i forni a	64 76				
				85	A	Utah	58 47					319	A	UTRGV	71 64				

Non-Div I Games:

Southern Cal i forni a

Average RPI Win:	240	WON-LOST	WINNING	LAST 10	STRENGTH OF	OPP. STRENGTH	TEAM	ADJ.	CONF.	ADJ CONF.
Average RPI Loss:	118	RECORD	PCT. RANK	GAMES	SCHEDULE	OF SCHEDULE	RPI	RPI	RPI	RPI
DIV. I ONLY	11- 10	160	6- 4	152	221	140	140	24	24	
DIV. I NON-CONF.	4- 6	214	0- 1	58	213	127	127	22	22	

TOTALS	RPI 1-25	RPI 26-50	W-L RECORDS	RPI 51-100	RPI 101-999	RPI 201+				
11- 10	0- 0	0- 1	OVERALL	0- 5	11- 4	8- 2				
5- 3	0- 0	0- 1	HOME	0- 1	5- 1	3- 0				
6- 5	0- 0	0- 0	AWAY	0- 0	6- 1	5- 1				
0- 2	0- 0	0- 0	NEUTRAL	0- 2	0- 0	0- 0				
4- 6	0- 0	0- 1	NON-CONFERENCE	0- 3	4- 2	3- 1				
1- 2	0- 0	0- 1	HOME	0- 0	1- 1	1- 0				
3- 2	0- 0	0- 0	AWAY	0- 1	3- 1	2- 1				
0- 2	0- 0	0- 0	NEUTRAL	0- 2	0- 0	0- 0				
7- 4	0- 0	0- 0	CONFERENCE	0- 2	7- 2	5- 1				
4- 1	0- 0	0- 0	HOME	0- 1	4- 0	2- 0				
3- 3	0- 0	0- 0	AWAY	0- 1	3- 2	3- 1				
0- 0	0- 0	0- 0	NEUTRAL	0- 0	0- 0	0- 0				

RPI S Opponent	Score	RPI S Opponent	Score	RPI S Opponent	Score	RPI S Opponent	Score	Team's RPI: 140
		45 H Western Ky.	49 75	54 N Miami (FL)	65 75	117 H Missouri St.	71 69	
				66 N Albany (NY)	57 68	132 H SIUE	53 57	
				75 A UAB	66 76	153 A UNI	63 71	
				86 A Drake	73 84	153 H UNI	60 53	
				86 H Drake	64 75	177 A Memphis	68 56	
						212 H UT Martin	84 72	
						215 A Morehead St.	81 85	
						221 A Southeast Mo. St.	79 74	
						245 A Bradley	63 62	
						255 A Indiana St.	64 45	
						267 A Illinois St.	46 49	
						288 H Valparaiso	74 63	
						292 H Loyola Chicago	62 46	
						330 A Marshall	64 59	
						348 A Evansville	74 62	
LAST 12 Division I GAMES:								
153 A UNI	63 71	245 A Bradley	63 62					
86 A Drake	73 84	86 H Drake	64 75					
117 H Missouri St.	71 69	153 H UNI	60 53					
288 H Valparaiso	74 63	255 A Indiana St.	64 45					
292 H Loyola Chicago	62 46	348 A Evansville	74 62					
267 A Illinois St.	46 49	54 N Miami (FL)	65 75					

Non-Div I Games: Martin Methodist 60 50

Southern Ill.

Average RPI Win:	246	WON-LOST	WINNING	LAST 10	STRENGTH OF	OPP. STRENGTH	TEAM	ADJ.	CONF.	ADJ CONF.
Average RPI Loss:	107	RECORD	PCT. RANK	GAMES	SCHEDULE	OF SCHEDULE	RPI	RPI	RPI	RPI
DIV. I ONLY	11- 9	144	5- 4	211	146	163	163	18	18	
DIV. I NON-CONF.	6- 5	153	0- 2	299	79	215	215	19	19	

TOTALS	RPI 1-25	RPI 26-50	W-L RECORDS	RPI 51-100	RPI 101-999	RPI 201+				
11- 9	0- 1	0- 1	OVERALL	2- 1	9- 6	7- 0				
8- 2	0- 0	0- 0	HOME	1- 0	7- 2	6- 0				
3- 7	0- 1	0- 1	AWAY	1- 1	2- 4	1- 0				
0- 0	0- 0	0- 0	NEUTRAL	0- 0	0- 0	0- 0				
6- 5	0- 1	0- 0	NON-CONFERENCE	1- 1	5- 3	5- 0				
5- 1	0- 0	0- 0	HOME	1- 0	4- 1	4- 0				
1- 4	0- 1	0- 0	AWAY	0- 1	1- 2	1- 0				
0- 0	0- 0	0- 0	NEUTRAL	0- 0	0- 0	0- 0				
5- 4	0- 0	0- 1	CONFERENCE	1- 0	4- 3	2- 0				
3- 1	0- 0	0- 0	HOME	0- 0	3- 1	2- 0				
2- 3	0- 0	0- 1	AWAY	1- 0	1- 2	0- 0				
0- 0	0- 0	0- 0	NEUTRAL	0- 0	0- 0	0- 0				

RPI 1-25				RPI 26-50				RPI 51-100				RPI 101+				Team's RPI: 163
RPI	S	Opponent	Score	RPI	S	Opponent	Score	RPI	S	Opponent	Score	RPI	S	Opponent	Score	
3	A	Mississippi St.	56 91	45	A	Western Ky.	60 81	65	A	Georgia Tech	44 63	101	H	South Ala.	57 78	
								75	A	UAB	80 63	107	A	Rice	56 62	
								98	H	Tulane	66 58	119	A	Ole Miss	59 68	
												129	A	Middle Tenn.	61 53	
												167	A	Samford	56 61	
												176	A	Charlotte	56 66	
												176	H	Charlotte	79 85	
												193	H	Louisiana Tech	65 50	
												278	H	Alcorn	72 67	
												301	H	Alabama St.	72 35	
												304	H	UTSA	83 60	
												323	A	Northwestern St.	71 59	
												329	H	Sam Houston St.	58 38	
												330	H	Marshall	70 61	
												341	H	Mississippi Val.	84 69	

LAST 12 Division I GAMES:																
330	H	Marshall	70 61	193	H	Louisiana Tech	65 50									
107	A	Rice	56 62	45	A	Western Ky.	60 81									
304	H	UTSA	83 60	176	A	Charlotte	56 66									
176	H	Charlotte	79 85	65	A	Georgia Tech	44 63									
129	A	Middle Tenn.	61 53	167	A	Samford	56 61									
75	A	UAB	80 63	329	H	Sam Houston St.	58 38									

Non-Div I Games: William Carey 82 44 Blue Mountain (MS) 96 46

Southern Miss.

Average RPI Win:	295	WON-LOST	WINNING	LAST 10	STRENGTH OF	OPP. STRENGTH	TEAM	ADJ.	CONF.	ADJ CONF.
Average RPI Loss:	127	RECORD	PCT. RANK	GAMES	SCHEDULE	OF SCHEDULE	RPI	RPI	RPI	RPI
DIV. I ONLY	8- 10	214	8- 2	223	298	199	199	32	32	
DIV. I NON-CONF.	0- 8	337	0- 2	34	36	263	263	32	32	

TOTALS	RPI 1-25	RPI 26-50	W-L RECORDS	RPI 51-100	RPI 101-999	RPI 201+				
8- 10	0- 0	0- 1	OVERALL	0- 3	8- 6	8- 2				
5- 0	0- 0	0- 0	HOME	0- 0	5- 0	5- 0				
3- 9	0- 0	0- 1	AWAY	0- 2	3- 6	3- 2				
0- 1	0- 0	0- 0	NEUTRAL	0- 1	0- 0	0- 0				
0- 8	0- 0	0- 1	NON-CONFERENCE	0- 3	0- 4	0- 0				
0- 0	0- 0	0- 0	HOME	0- 0	0- 0	0- 0				
0- 7	0- 0	0- 1	AWAY	0- 2	0- 4	0- 0				
0- 1	0- 0	0- 0	NEUTRAL	0- 1	0- 0	0- 0				
8- 2	0- 0	0- 0	CONFERENCE	0- 0	8- 2	8- 2				
5- 0	0- 0	0- 0	HOME	0- 0	5- 0	5- 0				
3- 2	0- 0	0- 0	AWAY	0- 0	3- 2	3- 2				
0- 0	0- 0	0- 0	NEUTRAL	0- 0	0- 0	0- 0				

RPI S Opponent	Score	RPI S Opponent	Score	RPI S Opponent	Score	RPI S Opponent	Score	Team's RPI: 199
		27 A South Fla.	48 108	55 A Oklahoma St.	66 94	101 A South Ala.	65 69	
				61 N Toledo	76 81	105 A Auburn	47 65	
				72 A Indiana	49 64	145 A Bethune-Cookman	56 68	
						186 A Wisconsin	74 77	
						246 A Texas Southern	67 57	
						247 A Grambling	71 79	
						247 H Grambling	63 44	
						266 A Prairie View	62 69	
						278 H Alcorn	64 56	
						295 H Jackson St.	86 76	
						301 H Alabama St.	66 58	
						313 H Alabama A&M	77 62	
						338 A Ark.-Pine Bluff	71 52	
						341 A Mississippi Val.	70 54	
LAST 12 Division I GAMES:								
247 A Grambling	71 79	295 H Jackson St.	86 76					
278 H Alcorn	64 56	247 H Grambling	63 44					
313 H Alabama A&M	77 62	266 A Prairie View	62 69					
301 H Alabama St.	66 58	246 A Texas Southern	67 57					
341 A Mississippi Val.	70 54	61 N Toledo	76 81					
338 A Ark.-Pine Bluff	71 52	27 A South Fla.	48 108					

Non-Div I Games: Mobile 86 54

Southern U.

Average RPI Win:	260	WON-LOST	WINNING	LAST 10	STRENGTH OF	OPP. STRENGTH	TEAM	ADJ.	CONF.	ADJ CONF.
Average RPI Loss:	187	RECORD	PCT. RANK	GAMES	SCHEDULE	OF SCHEDULE	RPI	RPI	RPI	RPI
DIV. I ONLY	3- 19	326	2- 8	135	343	303	303	19	19	
DIV. I NON-CONF.	1- 10	327	0- 1	169	331	332	332	15	15	

TOTALS	RPI 1-25	RPI 26-50	W-L RECORDS	RPI 51-100	RPI 101-999	RPI 201+				
3- 19	0- 1	0- 0	OVERALL	0- 1	3- 17	2- 9				
2- 7	0- 0	0- 0	HOME	0- 1	2- 6	1- 3				
1- 12	0- 1	0- 0	AWAY	0- 0	1- 11	1- 6				
0- 0	0- 0	0- 0	NEUTRAL	0- 0	0- 0	0- 0				
1- 10	0- 1	0- 0	NON-CONFERENCE	0- 1	1- 8	1- 5				
1- 4	0- 0	0- 0	HOME	0- 1	1- 3	1- 1				
0- 6	0- 1	0- 0	AWAY	0- 0	0- 5	0- 4				
0- 0	0- 0	0- 0	NEUTRAL	0- 0	0- 0	0- 0				
2- 9	0- 0	0- 0	CONFERENCE	0- 0	2- 9	1- 4				
1- 3	0- 0	0- 0	HOME	0- 0	1- 3	0- 2				
1- 6	0- 0	0- 0	AWAY	0- 0	1- 6	1- 2				
0- 0	0- 0	0- 0	NEUTRAL	0- 0	0- 0	0- 0				

RPI 1-25				RPI 26-50				RPI 51-100				RPI 101+ Team's RPI: 303			
RPI	S	Opponent	Score	RPI	S	Opponent	Score	RPI	S	Opponent	Score	RPI	S	Opponent	Score
7	A	Oregon	38 98					70	H	UC Davis	59 85	118	A	BYU	67 75
												139	A	Weber St.	50 65
												139	H	Weber St.	64 77
												162	A	Idaho	51 74
												164	H	Binghamton	66 72
												171	A	Idaho St.	39 66
												171	H	Idaho St.	76 70
												175	H	UC Irvine	64 71
												194	A	Eastern Wash.	41 58
												213	A	San Diego	59 72
												219	A	Montana St.	71 91
												219	H	Montana St.	57 63
												226	A	Montana	71 81
												226	H	Montana	65 74
												238	H	CSU Bakersfield	45 46
												280	A	Grand Canyon	54 59
												282	A	Arizona	74 76
												287	H	Utah St.	70 67
												306	A	Utah Valley	61 69
												322	A	Northern Ariz.	60 57

LAST 12 Division I GAMES:															
171	A	Idaho St.	39 66	322	A	Northern Ariz.	60 57	139	H	Weber St.	64 77				
139	A	Weber St.	50 65	171	H	Idaho St.	76 70	226	A	Montana	71 81				
219	H	Montana St.	57 63	219	A	Montana St.	71 91	282	A	Arizona	74 76				
226	H	Montana	65 74	282	A	Arizona	74 76								
194	A	Eastern Wash.	41 58												
162	A	Idaho	51 74												

Non-Div I Games:

Southern Utah

Average RPI	Win:	229	WON-LOST	WINNING	LAST 10	STRENGTH OF	OPP. STRENGTH	TEAM	ADJ.	CONF.	ADJ CONF.
Average RPI	Loss:	124	RECORD	PCT. RANK	GAMES	SCHEDULE	OF SCHEDULE	RPI	RPI	RPI	RPI
DIV. I ONLY	7- 17	281	2- 8	97	181	239	239	12	12		
DIV. I NON-CONF.	5- 8	220	0- 1	96	248	194	194	10	10		

TOTALS	RPI 1-25	RPI 26-50	W-L RECORDS	RPI 51-100	RPI 101-999	RPI 201+					
7- 17	0- 1	0- 1	OVERALL	1- 7	6- 8	5- 3					
5- 7	0- 1	0- 0	HOME	1- 2	4- 4	4- 0					
1- 10	0- 0	0- 1	AWAY	0- 5	1- 4	0- 3					
1- 0	0- 0	0- 0	NEUTRAL	0- 0	1- 0	1- 0					
5- 8	0- 1	0- 0	NON-CONFERENCE	1- 3	4- 4	3- 2					
3- 3	0- 1	0- 0	HOME	1- 1	2- 1	2- 0					
1- 5	0- 0	0- 0	AWAY	0- 2	1- 3	0- 2					
1- 0	0- 0	0- 0	NEUTRAL	0- 0	1- 0	1- 0					
2- 9	0- 0	0- 1	CONFERENCE	0- 4	2- 4	2- 1					
2- 4	0- 0	0- 0	HOME	0- 1	2- 3	2- 0					
0- 5	0- 0	0- 1	AWAY	0- 3	0- 1	0- 1					
0- 0	0- 0	0- 0	NEUTRAL	0- 0	0- 0	0- 0					

RPI	S	Opponent	Score	RPI	S	Opponent	Score	RPI	S	Opponent	Score	RPI	S	Opponent	Score	Team's RPI: 239
21	H	Buffalo	59 76	44	A	Dayton	59 80	51	A	Duquesne	59 73	112	H	George Washington	56 63	
								61	H	Tol edo	39 58	127	H	Del aware	52 53	
								66	A	Al bany (NY)	52 69	135	A	Bucknel I	59 48	
								73	A	Fordham	48 72	152	H	Davi dson	68 75	
								80	H	Penn St.	65 62	181	H	Sai nt Joseph' s	64 70	
								84	A	Navy	48 86	197	A	Si ena	62 70	
								89	A	Sai nt Loui s	55 78	208	H	Eastern Mi ch.	70 51	
								97	H	George Mason	63 76	228	A	Hofstra	68 71	
												229	H	Ni agara	76 58	
												232	A	La Salle	63 66	
												289	H	Massachusetts	69 59	
												290	A	Can i si us	69 71	
												331	N	UMBC	63 54	
												332	H	Rhode Isl and	81 70	
LAST 12 Division I GAMES:																
112	H	George Washington	56 63	232	A	La Salle	63 66									
97	H	George Mason	63 76	44	A	Dayton	59 80									
51	A	Duquesne	59 73	289	H	Massachusetts	69 59									
73	A	Fordham	48 72	181	H	Sai nt Joseph' s	64 70									
152	H	Davi dson	68 75	89	A	Saint Loui s	55 78									
332	H	Rhode Isl and	81 70	228	A	Hofstra	68 71									

Non-Div I Games:

St. Bonaventure

Average RPI Win: 283
Average RPI Loss: 207

WON-LOST
RECORD

WINNING
PCT. RANK

LAST 10
GAMES

STRENGTH OF
SCHEDULEOPP. STRENGTH
OF SCHEDULETEAM
RPIADJ.
RPICONF.
RPIADJ CONF.
RPI

DIV. I ONLY	8- 13	238	4- 6	324	306	286	286	29	29
DIV. I NON-CONF.	4- 7	226	1- 1	297	281	279	279	29	29
TOTALS	RPI 1-25	RPI 26-50	W-L RECORDS	RPI 51-100	RPI 101-999	RPI 201+			
8- 13	0- 0	0- 0	OVERALL	0- 2	8- 11	7- 8			
6- 2	0- 0	0- 0	HOME	0- 0	6- 2	5- 2			
2- 10	0- 0	0- 0	AWAY	0- 2	2- 8	2- 5			
0- 1	0- 0	0- 0	NEUTRAL	0- 0	0- 1	0- 1			
4- 7	0- 0	0- 0	NON-CONFERENCE	0- 2	4- 5	3- 4			
3- 1	0- 0	0- 0	HOME	0- 0	3- 1	2- 1			
1- 5	0- 0	0- 0	AWAY	0- 2	1- 3	1- 2			
0- 1	0- 0	0- 0	NEUTRAL	0- 0	0- 1	0- 1			
4- 6	0- 0	0- 0	CONFERENCE	0- 0	4- 6	4- 4			
3- 1	0- 0	0- 0	HOME	0- 0	3- 1	3- 1			
1- 5	0- 0	0- 0	AWAY	0- 0	1- 5	1- 3			
0- 0	0- 0	0- 0	NEUTRAL	0- 0	0- 0	0- 0			

RPI S	Opponent	Score	RPI S	Opponent	Score	RPI S	Opponent	Score	RPI S	Opponent	Score
60	A St. John's (NY)	49 73	130	A Saint Francis (PA)	75 90	147	A Robert Morris	36 59	179	A Fla. Atlantic	60 80
95	A Seton Hall	50 84	180	H Army West Point	73 52	215	H Morehead St.	59 73	223	N Norfolk St.	51 52
			227	H Loyola Maryland	64 47	250	A Manhattan	54 57	258	H Fairleigh Dickinson	62 70
			259	A Howard	69 72	264	A LIU Brooklyn	59 61	275	H Mt. St. Mary's	82 73
			281	H Sacred Heart	63 48	283	A Bryant	63 73	299	A Central Conn. St.	78 70
			325	A Wagner	47 50	325	H Wagner	80 76	337	H Iona	72 63
			342	A Saint Peter's	64 49						
LAST 12 Division I GAMES:											
325	A Wagner	47 50	275	H Mt. St. Mary's	82 73	147	A Robert Morris	36 59	264	A LIU Brooklyn	59 61
281	H Sacred Heart	63 48	130	A Saint Francis (PA)	75 90	215	H Morehead St.	59 73	337	H Iona	72 63
258	H Fairleigh Dickinson	62 70									
283	A Bryant	63 73									
299	A Central Conn. St.	78 70									
325	H Wagner	80 76									

Non-Div I Games:

St. Francis Brooklyn

Average RPI	Win:	119	WON-LOST	WINNING	LAST 10	STRENGTH OF	OPP. STRENGTH	TEAM	ADJ.	CONF.	ADJ CONF.
Average RPI	Loss:	70	RECORD	PCT. RANK	GAMES	SCHEDULE	OF SCHEDULE	RPI	RPI	RPI	RPI
DIV. I ONLY		14- 10	126	2- 3	22	51	60	60	6	6	
DIV. I NON-CONF.		7- 4	102	0- 1	5	88	28	28	6	6	

TOTALS	RPI 1-25		RPI 26-50		W-L RECORDS	RPI 51-100	RPI 101-999		RPI 201+		
14- 10	0- 3		2- 3		OVERALL	5- 2	7- 2		3- 0		
9- 3	0- 1		2- 0		HOME	2- 1	5- 1		2- 0		
4- 5	0- 1		0- 2		AWAY	3- 1	1- 1		1- 0		
1- 2	0- 1		0- 1		NEUTRAL	0- 0	1- 0		0- 0		
7- 4	0- 2		0- 1		NON-CONFERENCE	3- 1	4- 0		1- 0		
4- 2	0- 1		0- 0		HOME	1- 1	3- 0		1- 0		
2- 0	0- 0		0- 0		AWAY	2- 0	0- 0		0- 0		
1- 2	0- 1		0- 1		NEUTRAL	0- 0	1- 0		0- 0		
7- 6	0- 1		2- 2		CONFERENCE	2- 1	3- 2		2- 0		
5- 1	0- 0		2- 0		HOME	1- 0	2- 1		1- 0		
2- 5	0- 1		0- 2		AWAY	1- 1	1- 1		1- 0		
0- 0	0- 0		0- 0		NEUTRAL	0- 0	0- 0		0- 0		

RPI 1-25				RPI 26-50				RPI 51-100				Team's RPI: 60				RPI 101+			
RPI	S	Opponent	Score	RPI	S	Opponent	Score	RPI	S	Opponent	Score	RPI	S	Opponent	Score	RPI	S	Opponent	Score
21	H	Buffalo	72 73	26	H	Villanova	70 64	54	A	Miami (FL)	74 64	109	N	Western Mich.	76 48				
23	N	South Carolina	58 76	27	N	South Fla.	59 68	66	A	Albany (NY)	71 66	126	H	Georgetown	64 41				
24	A	DePaul	67 76	31	A	Marquette	72 74	73	H	Fordham	64 67	136	H	Kansas	65 53				
				39	A	Creighton	39 53	82	H	James Madison	81 64	137	H	William & Mary	92 81				
				39	H	Creighton	72 65	95	A	Seton Hall	57 62	184	A	Providence	68 70				
								96	A	Butler	73 55	184	H	Providence	44 49				
								96	H	Butler	76 38	207	A	Xavier	67 63				
												207	H	Xavier	70 36				
												286	H	St. Francis Brooklyn	73 49				
LAST 12 Division I GAMES:																			
				27	N	South Fla.	59 68	26	H	Villanova	70 64								
				207	H	Xavier	70 36	126	H	Georgetown	64 41								
				96	H	Butler	76 38	96	A	Butler	73 55								
				184	A	Providence	68 70	207	A	Xavier	67 63								
				39	A	Creighton	39 53	39	H	Creighton	72 65								
				95	A	Seton Hall	57 62	184	H	Providence	44 49								

Non-Div I Games:

St. John's (NY)

Average RPI Win:	123	WON-LOST	WINNING	LAST 10	STRENGTH OF	OPP. STRENGTH	TEAM	ADJ.	CONF.	ADJ CONF.
Average RPI Loss:	22	RECORD	PCT. RANK	GAMES	SCHEDULE	OF SCHEDULE	RPI	RPI	RPI	RPI
DIV. I ONLY	16- 8	79	8- 2	4	16	12	12	5	5	
DIV. I NON-CONF.	6- 6	170	0- 0	4	16	41	41	3	3	

TOTALS	RPI 1-25	RPI 26-50	W-L RECORDS	RPI 51-100	RPI 101-999	RPI 201+				
16- 8	2- 6	4- 1	OVERALL	3- 0	7- 1	4- 0				
9- 2	1- 1	2- 0	HOME	2- 0	4- 1	3- 0				
5- 4	1- 3	2- 1	AWAY	0- 0	2- 0	1- 0				
2- 2	0- 2	0- 0	NEUTRAL	1- 0	1- 0	0- 0				
6- 6	0- 5	0- 0	NON-CONFERENCE	2- 0	4- 1	2- 0				
3- 2	0- 1	0- 0	HOME	1- 0	2- 1	2- 0				
1- 2	0- 2	0- 0	AWAY	0- 0	1- 0	0- 0				
2- 2	0- 2	0- 0	NEUTRAL	1- 0	1- 0	0- 0				
10- 2	2- 1	4- 1	CONFERENCE	1- 0	3- 0	2- 0				
6- 0	1- 0	2- 0	HOME	1- 0	2- 0	1- 0				
4- 2	1- 1	2- 1	AWAY	0- 0	1- 0	1- 0				
0- 0	0- 0	0- 0	NEUTRAL	0- 0	0- 0	0- 0				

RPI	S	Opponent	Score	RPI	S	Opponent	Score	RPI	S	Opponent	Score	RPI	S	Opponent	Score
1	N	UConn	53 78	33	A	Arizona St.	66 73	68	N	Belmont	74 53	104	H	Western Ill.	64 71
5	A	Ohio St.	64 85	33	H	Arizona St.	74 50	83	H	Washington St.	70 57	137	N	Kent St.	79 54
5	N	Ohio St.	82 94	49	A	Southern Cal i forni a	59 55	99	H	UNLV	74 33	166	A	San Franci sco	86 66
7	A	Oregon	78 65	49	H	Southern Cal i forni a	72 65					168	H	Washi ngton	71 45
8	A	Bayl or	57 81	50	A	Oregon St.	60 57					238	H	CSU Bakersfi el d	57 34
9	H	Tennessee	71 83									242	H	UC Ri versi de	53 43
10	A	UCLA	53 64									282	A	Ari zona	61 46
10	H	UCLA	76 65									282	H	Ari zona	79 42

LAST 12 Division I GAMES:															
7	A	Oregon	78 65	168	H	Washington	71 45								
50	A	Oregon St.	60 57	83	H	Washington St.	70 57								
282	H	Arizona	79 42	33	A	Arizona St.	66 73								
33	H	Arizona St.	74 50	282	A	Arizona	61 46								
10	A	UCLA	53 64	49	H	Southern Cal i forni a	72 65								
49	A	Southern Cal i forni a	59 55	10	H	UCLA	76 65								

Non-Div I Games:

Stanford

Average RPI Win: 224

Average RPI Loss: 119

WON-LOST
RECORDWINNING
PCT. RANKLAST 10
GAMESSTRENGTH OF
SCHEDULEOPP. STRENGTH
OF SCHEDULETEAM
RPIADJ.
RPICONF.
RPIADJ CONF.
RPIDIV. I ONLY
DIV. I NON-CONF.12- 10
7- 7148
1706- 4
3- 1190
126152
81156
147156
14722
2122
21

TOTALS

RPI 1-25

RPI 26-50

W-L RECORDS

RPI 51-100

RPI 101-999

RPI 201+

12- 10

0- 2

0- 2

OVERALL

1- 1

11- 5

8- 2

7- 1

0- 0

0- 0

HOME

1- 0

6- 1

5- 0

3- 5

0- 2

0- 1

AWAY

0- 0

3- 2

2- 1

2- 4

0- 0

0- 1

NEUTRAL

0- 1

2- 2

1- 1

7- 7

0- 2

0- 1

NON-CONFERENCE

1- 1

6- 3

3- 1

4- 1

0- 0

0- 0

HOME

1- 0

3- 1

2- 0

1- 2

0- 2

0- 0

AWAY

0- 0

1- 0

0- 0

2- 4

0- 0

0- 1

NEUTRAL

0- 1

2- 2

1- 1

5- 3

0- 0

0- 1

CONFERENCE

0- 0

5- 2

5- 1

3- 0

0- 0

0- 0

HOME

0- 0

3- 0

3- 0

2- 3

0- 0

0- 1

AWAY

0- 0

2- 2

2- 1

0- 0

0- 0

0- 0

NEUTRAL

0- 0

0- 0

0- 0

RPI 1-25

RPI 26-50

RPI 51-100

RPI 101+

Team's RPI: 156

RPI	S	Opponent	Score
6	A	Florida St.	39 84
11	A	Texas	59 95

RPI	S	Opponent	Score
36	A	FGCU	40 80
45	N	Western Ky.	58 66

RPI	S	Opponent	Score
92	H	Chattanooga	78 67
93	N	Wright St.	59 64

RPI	S	Opponent	Score
111	A	Jacksonville	63 73
132	A	SIUE	65 61
142	H	Texas St.	61 54
148	H	High Point	64 69
178	N	Florida	85 71
184	N	Providence	45 56
209	H	Richmond	72 67
236	A	North Florida	68 51
236	H	North Florida	68 55
237	H	Northern Ky.	67 56
257	N	UMKC	50 67
262	A	Lipscomb	59 55
296	A	Kennesaw St.	49 66
297	H	USC Upstate	62 61
327	N	Delaware St.	58 43
344	H	NJIT	73 55

LAST 12 Division I GAMES:

236	A	North Florida	68	51	297	H	USC Upstate	62	61
111	A	Jacksonville	63	73	36	A	FGCU	40	80
236	H	North Florida	68	55	327	N	Delaware St.	58	43
296	A	Kennesaw St.	49	66	257	N	UMKC	50	67
262	A	Lipscomb	59	55	142	H	Texas St.	61	54
344	H	NJIT	73	55	209	H	Richmond	72	67

Non-Div I Games:

Thomas (GA)

92 41

Webber Int'l

67 30

Stetson

Average RPI Win:	278	WON-LOST	WINNING	LAST 10	STRENGTH OF	OPP. STRENGTH	TEAM	ADJ.	CONF.	ADJ CONF.
Average RPI Loss:	123	RECORD	PCT. RANK	GAMES	SCHEDULE	OF SCHEDULE	RPI	RPI	RPI	RPI
DIV. I ONLY	12- 10	148	5- 5	283	238	204	204	20	20	
DIV. I NON-CONF.	7- 5	132	1- 1	335	246	228	228	24	24	

TOTALS	RPI 1-25	RPI 26-50	W-L RECORDS	RPI 51-100	RPI 101-999	RPI 201+				
12- 10	0- 0	0- 1	OVERALL	0- 4	12- 5	10- 1				
6- 4	0- 0	0- 0	HOME	0- 1	6- 3	6- 0				
6- 6	0- 0	0- 1	AWAY	0- 3	6- 2	4- 1				
0- 0	0- 0	0- 0	NEUTRAL	0- 0	0- 0	0- 0				
7- 5	0- 0	0- 1	NON-CONFERENCE	0- 1	7- 3	7- 1				
4- 1	0- 0	0- 0	HOME	0- 0	4- 1	4- 0				
3- 4	0- 0	0- 1	AWAY	0- 1	3- 2	3- 1				
0- 0	0- 0	0- 0	NEUTRAL	0- 0	0- 0	0- 0				
5- 5	0- 0	0- 0	CONFERENCE	0- 3	5- 2	3- 0				
2- 3	0- 0	0- 0	HOME	0- 1	2- 2	2- 0				
3- 2	0- 0	0- 0	AWAY	0- 2	3- 0	1- 0				
0- 0	0- 0	0- 0	NEUTRAL	0- 0	0- 0	0- 0				

RPI S Opponent	RPI S Opponent	RPI S Opponent	RPI S Opponent	Team's RPI: 204
RPI 1-25	RPI 26-50	RPI 51-100	RPI 101+	
38 A Syracuse	70 81	66 A Albany (NY) 58 64	116 H Yale 71 77	
		66 H Albany (NY) 68 72	160 H New Hampshire 50 51	
		74 A Harvard 53 60	164 A Binghamton 67 59	
		81 A Maine 56 64	165 A Hartford 66 58	
			165 H Hartford 68 75	
			189 A Northwestern 36 68	
			228 A Hofstra 73 49	
			250 H Manhattan 74 59	
			258 A Fairleigh Dickinson 56 51	
			272 A Cornell 40 48	
			299 H Central Conn. St. 60 55	
			315 H Vermont 80 57	
			321 A Ga. Southern 68 49	
			325 H Wagner 69 50	
			331 A UMBC 69 44	
			337 H Iona 63 46	
			347 H UMass Lowell 59 50	
LAST 12 Division I GAMES:				
165 A Hartford 66 58	315 H Vermont 80 57			
331 A UMBC 69 44	66 H Albany (NY) 68 72			
66 A Albany (NY) 58 64	165 H Hartford 68 75			
347 H UMass Lowell 59 50	81 A Maine 56 64			
160 H New Hampshire 50 51	74 A Harvard 53 60			
164 A Binghamton 67 59	321 A Ga. Southern 68 49			

Non-Div I Games: Farmingdale St. 76 25

Stony Brook

Average RPI Win:	166	WON-LOST	WINNING	LAST 10	STRENGTH OF	OPP. STRENGTH	TEAM	ADJ.	CONF.	ADJ CONF.
Average RPI Loss:	25	RECORD	PCT. RANK	GAMES	SCHEDULE	OF SCHEDULE	RPI	RPI	RPI	RPI
DIV. I ONLY	17- 7	63	5- 5	44	25	38	38	1	1	
DIV. I NON-CONF.	12- 1	6	1- 0	157	105	31	31	1	1	

TOTALS	RPI 1-25	RPI 26-50	W-L RECORDS	RPI 51-100	RPI 101-999	RPI 201+				
17- 7	1- 4	0- 1	OVERALL	3- 2	13- 0	5- 0				
11- 2	1- 1	0- 0	HOME	2- 1	8- 0	4- 0				
3- 4	0- 2	0- 1	AWAY	1- 1	2- 0	0- 0				
3- 1	0- 1	0- 0	NEUTRAL	0- 0	3- 0	1- 0				
12- 1	0- 1	0- 0	NON-CONFERENCE	2- 0	10- 0	5- 0				
7- 0	0- 0	0- 0	HOME	1- 0	6- 0	4- 0				
2- 0	0- 0	0- 0	AWAY	1- 0	1- 0	0- 0				
3- 1	0- 1	0- 0	NEUTRAL	0- 0	3- 0	1- 0				
5- 6	1- 3	0- 1	CONFERENCE	1- 2	3- 0	0- 0				
4- 2	1- 1	0- 0	HOME	1- 1	2- 0	0- 0				
1- 4	0- 2	0- 1	AWAY	0- 1	1- 0	0- 0				
0- 0	0- 0	0- 0	NEUTRAL	0- 0	0- 0	0- 0				

RPI	S	Opponent	Score	RPI	S	Opponent	Score	Team's RPI: 38	RPI	S	Opponent	Score	RPI	S	Opponent	Score
2	A	Notre Dame	72 87	29	A	Virginia	63 68		54	A	Miami (FL)	67 72	112	A	George Washington	74 62
3	N	Mississippi St.	65 76						56	H	Drexel	72 62	123	N	Vanderbilt	84 78
4	H	Louisville	77 84						64	H	Virginia Tech	64 73	144	H	Pittsburgh	70 52
6	H	Florida St.	76 69						65	H	Georgia Tech	88 77	149	H	Clemson	86 51
18	A	NC State	56 60						99	A	UNLV	69 55	165	H	Hartford	75 63

LAST 12 Division I GAMES:																
4	H	Louisville	77 84	18	A	NC State	56 60		6	H	Florida St.	76 69	279	N	Coastal Caro.	69 57
64	H	Virginia Tech	64 73	6	H	Georgia Tech	88 77		29	A	Virginia	63 68	305	H	UMES	68 45
196	A	Boston College	75 57	2	A	Notre Dame	72 87		99	A	UNLV	69 55				
149	H	Clemson	86 51													
144	H	Pittsburgh	70 52													
54	A	Miami (FL)	67 72													

Non-Div I Games:

Syracuse

Average RPI Win: 159		WON-LOST	WINNING	LAST 10	STRENGTH OF		OPP. STRENGTH	TEAM	ADJ.	CONF.	ADJ CONF.
Average RPI Loss: 59		RECORD	PCT. RANK	GAMES	SCHEDULE		OF SCHEDULE	RPI	RPI	RPI	RPI
DIV. I ONLY		16- 6	58	7- 3	91		45	52	52	4	4
DIV. I NON-CONF.		9- 2	34	1- 0	205		193	81	81	5	5

TOTALS		RPI 1-25		RPI 26-50	W-L RECORDS		RPI 51-100	RPI 101-999		RPI 201+	
16- 6		1- 2		2- 2	OVERALL		2- 0	11- 2		6- 0	
10- 2		1- 0		1- 1	HOME		1- 0	7- 1		4- 0	
4- 4		0- 2		1- 1	AWAY		1- 0	2- 1		1- 0	
2- 0		0- 0		0- 0	NEUTRAL		0- 0	2- 0		1- 0	
9- 2		0- 1		0- 0	NON-CONFERENCE		1- 0	8- 1		5- 0	
6- 1		0- 0		0- 0	HOME		1- 0	5- 1		3- 0	
1- 1		0- 1		0- 0	AWAY		0- 0	1- 0		1- 0	
2- 0		0- 0		0- 0	NEUTRAL		0- 0	2- 0		1- 0	
7- 4		1- 1		2- 2	CONFERENCE		1- 0	3- 1		1- 0	
4- 1		1- 0		1- 1	HOME		0- 0	2- 0		1- 0	
3- 3		0- 1		1- 1	AWAY		1- 0	1- 1		0- 0	
0- 0		0- 0		0- 0	NEUTRAL		0- 0	0- 0		0- 0	

RPI	S	Opponent	Score	RPI	S	Opponent	Score	RPI	S	Opponent	Score	RPI	S	Opponent	Score
11	A	Texas	65 92	30	A	Oklahoma	71 84	88	A	Kansas St.	68 63	115	A	Iowa St.	75 52
11	H	Texas	79 77	30	H	Oklahoma	62 58	100	H	Alabama	88 67	116	H	Yale	72 82
16	A	Texas A&M	58 71	46	A	West Virginia	76 74					136	A	Kansas	77 86
				46	H	West Virginia	82 87					136	H	Kansas	76 66

Team's RPI: 52															
RPI 101+															
												185	H	Hampton	90 68
												205	H	Oral Roberts	72 58
												214	A	SMU	64 58
												220	H	Texas Tech	93 72
												282	N	Arizona	68 59
												285	H	Southeastern La.	112 62
												323	H	Northwestern St.	89 51

LAST 12 Division I GAMES:															
11	A	Texas	65 92	11	H	Texas	79 77	220	H	Texas Tech	93 72				
115	A	Iowa St.	75 52	30	H	Oklahoma	62 58	30	A	Oklahoma	71 84				
88	A	Kansas St.	68 63	136	A	Kansas	77 86	136	A	Kansas	77 86				
136	H	Kansas	76 66	46	H	West Virginia	82 87	46	H	West Virginia	82 87				
46	A	West Virginia	76 74	185	H	Hampton	90 68	185	H	Hampton	90 68				

Non-Div I Games:

TCU

Average RPI Win: 221

Average RPI Loss: 65

WON-LOST
RECORDWINNING
PCT. RANKLAST 10
GAMESSTRENGTH OF
SCHEDULEOPP. STRENGTH
OF SCHEDULETEAM
RPIADJ.
RPICONF.
RPIADJ CONF.
RPIDIV. I ONLY
DIV. I NON-CONF.10- 12
8- 5204
1112- 8
1- 281
18071
100174
174174
1748
78
7

TOTALS

RPI 1-25

RPI 26-50

W-L RECORDS

RPI 51-100

RPI 101-999

RPI 201+

10- 12

0- 3

0- 5

OVERALL

1- 1

9- 3

5- 1

8- 8

0- 3

0- 3

HOME

1- 1

7- 1

3- 0

2- 4

0- 0

0- 0

AWAY

0- 0

2- 0

2- 0

0- 0

0- 0

0- 0

NEUTRAL

0- 0

0- 0

0- 0

8- 5

0- 2

0- 1

NON-CONFERENCE

1- 1

7- 1

4- 0

6- 5

0- 2

0- 1

HOME

1- 1

5- 1

2- 0

2- 0

0- 0

0- 0

AWAY

0- 0

2- 0

2- 0

0- 0

0- 0

0- 0

NEUTRAL

0- 0

0- 0

0- 0

2- 7

0- 1

0- 4

CONFERENCE

0- 0

2- 2

1- 1

2- 3

0- 1

0- 2

HOME

0- 0

2- 0

1- 0

0- 4

0- 0

0- 2

AWAY

0- 0

0- 2

0- 1

0- 0

0- 0

0- 0

NEUTRAL

0- 0

0- 0

0- 0

RPI 1-25

RPI 26-50

RPI 51-100

RPI 101+

Team's RPI: 174

RPI	S	Opponent	Score
1	H	UConn	57 113
14	H	Rutgers	67 84
23	H	South Carolina	60 87

RPI	S	Opponent	Score
26	H	Villanova	65 69
27	A	South Fla.	60 76
27	H	South Fla.	73 89
43	H	Houston	75 99
47	A	UCF	46 76

RPI	S	Opponent	Score
74	H	Harvard	86 64
90	H	Penn	59 74

RPI	S	Opponent	Score
119	H	Ole Miss	48 64
143	A	Cincinnati	72 80
169	H	Marist	83 77
170	H	Tulsa	76 75
181	H	Saint Joseph's	69 66
185	H	Hampton	65 56
214	A	SMU	56 60
214	H	SMU	55 52
232	A	La Salle	69 52
325	H	Wagner	70 36
327	H	Delaware St.	96 72
337	A	Lona	59 54

LAST 12 Division I GAMES:

170	H	Tulsa	76 75	143	A	Cincinnati	72 80
214	A	SMU	56 60	27	H	South Fla.	73 89
27	A	South Fla.	60 76	214	H	SMU	55 52
90	H	Penn	59 74	47	A	UCF	46 76
1	H	UConn	57 113	23	H	South Carolina	60 87
43	H	Houston	75 99	169	H	Marist	83 77

T
e
m
p
l
eT
e
m
p
l
e

Non-Div I Games:

Temple

Loss, Non-Conf, S Site, H Home A Away N Neutral

Average RPI Win:	311	WON-LOST	WINNING	LAST 10	STRENGTH OF	OPP. STRENGTH	TEAM	ADJ.	CONF.	ADJ CONF.
Average RPI Loss:	202	RECORD	PCT. RANK	GAMES	SCHEDULE	OF SCHEDULE	RPI	RPI	RPI	RPI
DIV. I ONLY	4- 16	311	3- 7	309	308	336	336	26	26	
DIV. I NON-CONF.	1- 7	310	0- 0	179	279	327	327	27	27	

TOTALS	RPI 1-25	RPI 26-50	W-L RECORDS	RPI 51-100	RPI 101-999	RPI 201+				
4- 16	0- 1	0- 1	OVERALL	0- 0	4- 14	4- 9				
3- 8	0- 0	0- 1	HOME	0- 0	3- 7	3- 4				
1- 8	0- 1	0- 0	AWAY	0- 0	1- 7	1- 5				
0- 0	0- 0	0- 0	NEUTRAL	0- 0	0- 0	0- 0				
1- 7	0- 1	0- 1	NON-CONFERENCE	0- 0	1- 5	1- 3				
1- 4	0- 0	0- 1	HOME	0- 0	1- 3	1- 2				
0- 3	0- 1	0- 0	AWAY	0- 0	0- 2	0- 1				
0- 0	0- 0	0- 0	NEUTRAL	0- 0	0- 0	0- 0				
3- 9	0- 0	0- 0	CONFERENCE	0- 0	3- 9	3- 6				
2- 4	0- 0	0- 0	HOME	0- 0	2- 4	2- 2				
1- 5	0- 0	0- 0	AWAY	0- 0	1- 5	1- 4				
0- 0	0- 0	0- 0	NEUTRAL	0- 0	0- 0	0- 0				

RPI 1-25				RPI 26-50				RPI 51-100				RPI 101+ Team's RPI: 336			
RPI	S	Opponent	Score	RPI	S	Opponent	Score	RPI	S	Opponent	Score	RPI	S	Opponent	Score
4	A	Louisville	56 95	40	H	Ball St.	65 85					132	A	SIUE	63 74
												132	H	SIUE	76 88
												173	H	Jacksonville St.	56 75
												177	A	Memphis	75 79
												192	H	Troy	66 95
												211	A	Arkansas St.	62 68
												212	A	UT Martin	68 80
												215	A	Morehead St.	81 97
												221	A	Southeast Mo. St.	66 71
												230	H	Austin Peay	59 75
												262	H	Lipscomb	71 64
												307	H	Murray St.	73 85
												309	A	Eastern Ky.	59 58
												313	H	Alabama A&M	75 77
												328	H	Tennessee Tech	76 66
												330	H	Marshall	65 71
												346	A	Eastern Ill.	59 66
												346	H	Eastern Ill.	86 68
LAST 12 Division I GAMES:															
309	A	Eastern Ky.	59 58	132	A	SIUE	63 74								
215	A	Morehead St.	81 97	346	A	Eastern Ill.	59 66								
346	H	Eastern Ill.	86 68	328	H	Tennessee Tech	76 66								
132	H	SIUE	76 88	173	H	Jacksonville St.	56 75								
307	H	Murray St.	73 85	221	A	Southeast Mo. St.	66 71								
230	H	Austin Peay	59 75	212	A	UT Martin	68 80								

Non-Div I Games: Fisk 93 48

Tennessee St.

Average RPI Win:	305	WON-LOST	WINNING	LAST 10	STRENGTH OF	OPP. STRENGTH	TEAM	ADJ.	CONF.	ADJ CONF.
Average RPI Loss:	184	RECORD	PCT. RANK	GAMES	SCHEDULE	OF SCHEDULE	RPI	RPI	RPI	RPI
DIV. I ONLY	3- 18	321	2- 8	218	323	328	328	26	26	
DIV. I NON-CONF.	1- 8	313	0- 0	101	222	289	289	27	27	

TOTALS	RPI 1-25	RPI 26-50	W-L RECORDS	RPI 51-100	RPI 101-999	RPI 201+				
3- 18	0- 1	0- 0	OVERALL	0- 3	3- 14	3- 9				
2- 8	0- 0	0- 0	HOME	0- 1	2- 7	2- 6				
1- 10	0- 1	0- 0	AWAY	0- 2	1- 7	1- 3				
0- 0	0- 0	0- 0	NEUTRAL	0- 0	0- 0	0- 0				
1- 8	0- 1	0- 0	NON-CONFERENCE	0- 2	1- 5	1- 1				
1- 3	0- 0	0- 0	HOME	0- 1	1- 2	1- 1				
0- 5	0- 1	0- 0	AWAY	0- 1	0- 3	0- 0				
0- 0	0- 0	0- 0	NEUTRAL	0- 0	0- 0	0- 0				
2- 10	0- 0	0- 0	CONFERENCE	0- 1	2- 9	2- 8				
1- 5	0- 0	0- 0	HOME	0- 0	1- 5	1- 5				
1- 5	0- 0	0- 0	AWAY	0- 1	1- 4	1- 3				
0- 0	0- 0	0- 0	NEUTRAL	0- 0	0- 0	0- 0				

RPI 1-25				RPI 26-50				RPI 51-100				RPI 101+				Team's RPI: 328
RPI	S	Opponent	Score	RPI	S	Opponent	Score	RPI	S	Opponent	Score	RPI	S	Opponent	Score	
20	A	Georgia	48 56					63	H	IUPUI	54 68	106	A	Kentucky	54 82	
								68	A	Belmont	59 78	129	A	Middle Tenn.	44 58	
								93	A	Wright St.	59 82	132	A	SIUE	58 65	
												141	A	ETSU	55 74	
												172	H	Radford	41 60	
												212	H	UT Martin	51 67	
												215	A	Morehead St.	51 53	
												215	H	Morehead St.	67 74	
												221	H	Southeast Mo. St.	66 70	
												230	H	Austin Peay	63 59	
												262	H	Lipscomb	57 61	
												307	H	Murray St.	63 72	
												309	A	Eastern Ky.	53 55	
												309	H	Eastern Ky.	68 76	
												336	A	Tennessee St.	66 76	
												339	H	Winthrop	70 41	
												346	A	Eastern Ill.	60 57	

LAST 12 Division I GAMES:																
346	A	Eastern Ill.	60 57	307	H	Murray St.	63 72									
132	A	SIUE	58 65	230	H	Austin Peay	63 59									
212	H	UT Martin	51 67	336	A	Tennessee St.	66 76									
221	H	Southeast Mo. St.	66 70	68	A	Belmont	59 78									
215	A	Morehead St.	51 53	309	H	Eastern Ky.	68 76									
309	A	Eastern Ky.	53 55	215	H	Morehead St.	67 74									

Non-Div I Games: Cumberland (TN) 83 52 Tenn. Wesleyan 84 66

Tennessee Tech

Average RPI Win:	121	WON-LOST	WINNING	LAST 10	STRENGTH OF	OPP. STRENGTH	TEAM	ADJ.	CONF.	ADJ CONF.
Average RPI Loss:	19	RECORD	PCT. RANK	GAMES	SCHEDULE	OF SCHEDULE	RPI	RPI	RPI	RPI
DIV. I ONLY	18- 6	45	7- 3	7	39	16	16	2	2	
DIV. I NON-CONF.	11- 3	46	1- 1	13	67	26	26	2	2	

TOTALS	RPI 1-25	RPI 26-50	W-L RECORDS	RPI 51-100	RPI 101-999	RPI 201+				
18- 6	2- 5	2- 1	OVERALL	2- 0	12- 0	4- 0				
12- 3	2- 2	1- 1	HOME	1- 0	8- 0	2- 0				
5- 2	0- 2	1- 0	AWAY	1- 0	3- 0	1- 0				
1- 1	0- 1	0- 0	NEUTRAL	0- 0	1- 0	1- 0				
11- 3	0- 2	2- 1	NON-CONFERENCE	1- 0	8- 0	4- 0				
8- 2	0- 1	1- 1	HOME	1- 0	6- 0	2- 0				
2- 0	0- 0	1- 0	AWAY	0- 0	1- 0	1- 0				
1- 1	0- 1	0- 0	NEUTRAL	0- 0	1- 0	1- 0				
7- 3	2- 3	0- 0	CONFERENCE	1- 0	4- 0	0- 0				
4- 1	2- 1	0- 0	HOME	0- 0	2- 0	0- 0				
3- 2	0- 2	0- 0	AWAY	1- 0	2- 0	0- 0				
0- 0	0- 0	0- 0	NEUTRAL	0- 0	0- 0	0- 0				

RPI	S	Opponent	Score	RPI	S	Opponent	Score	RPI	S	Opponent	Score	RPI	S	Opponent	Score
7	H	Oregon	68 83	43	H	Houston	83 65	52	H	TCU	71 58	105	A	Auburn	82 73
7	N	Oregon	62 84	46	H	West Virginia	56 70	100	A	Alabama	73 54	105	H	Auburn	78 59
9	A	Tennessee	67 82	49	A	Southern California	75 74					106	H	Kentucky	74 70
9	H	Tennessee	79 76									107	H	Rice	82 76
20	H	Georgia	84 92									120	H	Central Ark.	72 61
23	A	South Carolina	59 61									123	A	Vanderbilt	91 67
25	H	LSU	69 59									128	H	Little Rock	66 49
												150	H	Louisiana	83 62
												214	H	SMU	79 57
												220	A	Texas Tech	90 56
												252	N	Hawaii	103 59
												266	H	Prairie View	98 70

LAST 12 Division I GAMES:															
105	H	Auburn	78 59	9	H	Tennessee	79 76	105	A	Auburn	82 73	106	H	Kentucky	74 70
9	A	Tennessee	67 82	105	A	Auburn	82 73	23	A	South Carolina	59 61	214	H	SMU	79 57
123	A	Vanderbilt	91 67	106	H	Kentucky	74 70	7	N	Oregon	62 84				
25	H	LSU	69 59												
100	A	Alabama	73 54												
20	H	Georgia	84 92												

Non-Div I Games:

Texas A&M

Average RPI Win:	300	WON-LOST	WINNING	LAST 10	STRENGTH OF	OPP. STRENGTH	TEAM	ADJ.	CONF.	ADJ CONF.
Average RPI Loss:	175	RECORD	PCT. RANK	GAMES	SCHEDULE	OF SCHEDULE	RPI	RPI	RPI	RPI
DIV. I ONLY	10- 9	155	0- 1	341	316	246	246	32	32	
DIV. I NON-CONF.	3- 6	239	0- 0	282	188	244	244	32	32	

TOTALS	RPI 1-25	RPI 26-50	W-L RECORDS	RPI 51-100	RPI 101-999	RPI 201+				
10- 9	0- 0	0- 0	OVERALL	0- 0	10- 9	10- 3				
3- 3	0- 0	0- 0	HOME	0- 0	3- 3	3- 1				
5- 6	0- 0	0- 0	AWAY	0- 0	5- 6	5- 2				
2- 0	0- 0	0- 0	NEUTRAL	0- 0	2- 0	2- 0				
3- 6	0- 0	0- 0	NON-CONFERENCE	0- 0	3- 6	3- 1				
0- 1	0- 0	0- 0	HOME	0- 0	0- 1	0- 0				
1- 5	0- 0	0- 0	AWAY	0- 0	1- 5	1- 1				
2- 0	0- 0	0- 0	NEUTRAL	0- 0	2- 0	2- 0				
7- 3	0- 0	0- 0	CONFERENCE	0- 0	7- 3	7- 2				
3- 2	0- 0	0- 0	HOME	0- 0	3- 2	3- 1				
4- 1	0- 0	0- 0	AWAY	0- 0	4- 1	4- 1				
0- 0	0- 0	0- 0	NEUTRAL	0- 0	0- 0	0- 0				

RPI	S	Opponent	Score	RPI	S	Opponent	Score	RPI	S	Opponent	Score	RPI	S	Opponent	Score	RPI	S	Opponent	Score
RPI 1-25				RPI 26-50				RPI 51-100				RPI 101+				Team's RPI: 246			
102	A	Wake Forest	56	73	119	A	Ole Miss	58	73	122	A	UTEP	55	65	136	A	Kansas	37	72
142	H	Texas St.	56	70	199	H	Southern U.	57	67	224	A	New Orleans	69	72	234	N	New Mexico St.	66	50
247	A	Grambling	73	63	266	A	Prairie View	48	65	266	H	Prairie View	56	61	278	H	Alcorn	91	57
295	A	Jackson St.	77	74	301	A	Alabama St.	71	39	313	A	Alabama A&M	55	49	323	N	Northwestern St.	56	43
329	A	Sam Houston St.	77	58	338	H	Ark. -Pine Bluff	58	52	341	H	Mississippi Val.	55	39	224	A	New Orleans	69	72
266	A	Prairie View	48	65	295	A	Jackson St.	77	74	266	H	Prairie View	56	61	278	H	Alcorn	91	57
301	A	Alabama St.	71	39	266	H	Prairie View	56	61	199	H	Southern U.	57	67	119	A	Ole Miss	58	73
313	A	Alabama A&M	55	49	278	H	Alcorn	91	57	119	A	Ole Miss	58	73	224	A	New Orleans	69	72
338	H	Ark. -Pine Bluff	58	52	199	H	Southern U.	57	67	224	A	New Orleans	69	72					
341	H	Mississippi Val.	55	39	119	A	Ole Miss	58	73										
247	A	Grambling	73	63	224	A	New Orleans	69	72										
LAST 12 Division I GAMES:																			
266	A	Prairie View	48	65	295	A	Jackson St.	77	74	266	H	Prairie View	56	61	278	H	Alcorn	91	57
301	A	Alabama St.	71	39	266	H	Prairie View	56	61	199	H	Southern U.	57	67	119	A	Ole Miss	58	73
313	A	Alabama A&M	55	49	278	H	Alcorn	91	57	119	A	Ole Miss	58	73	224	A	New Orleans	69	72
338	H	Ark. -Pine Bluff	58	52	199	H	Southern U.	57	67	224	A	New Orleans	69	72					
341	H	Mississippi Val.	55	39	119	A	Ole Miss	58	73										
247	A	Grambling	73	63	224	A	New Orleans	69	72										

Non-Div I Games: Wiley 74 36 Paul Quinn 85 59

Texas Southern

Average RPI Win:	257	WON-LOST	WINNING	LAST 10	STRENGTH OF	OPP. STRENGTH	TEAM	ADJ.	CONF.	ADJ CONF.
Average RPI Loss:	136	RECORD	PCT. RANK	GAMES	SCHEDULE	OF SCHEDULE	RPI	RPI	RPI	RPI
DIV. I ONLY	16- 7	69	8- 2	308	231	142	142	23	23	
DIV. I NON-CONF.	7- 4	102	0- 0	266	241	141	141	23	23	

TOTALS	RPI 1-25	RPI 26-50	W-L RECORDS	RPI 51-100	RPI 101-999	RPI 201+				
16- 7	0- 0	0- 1	OVERALL	0- 1	16- 5	13- 1				
8- 2	0- 0	0- 1	HOME	0- 0	8- 1	5- 0				
8- 4	0- 0	0- 0	AWAY	0- 0	8- 0	8- 0				
0- 1	0- 0	0- 0	NEUTRAL	0- 0	0- 1	0- 0				
7- 4	0- 0	0- 1	NON-CONFERENCE	0- 1	7- 2	6- 0				
3- 1	0- 0	0- 1	HOME	0- 0	3- 0	2- 0				
4- 2	0- 0	0- 0	AWAY	0- 1	4- 1	4- 0				
0- 1	0- 0	0- 0	NEUTRAL	0- 0	0- 1	0- 0				
9- 3	0- 0	0- 0	CONFERENCE	0- 0	9- 3	7- 1				
5- 1	0- 0	0- 0	HOME	0- 0	5- 1	3- 0				
4- 2	0- 0	0- 0	AWAY	0- 0	4- 2	4- 1				
0- 0	0- 0	0- 0	NEUTRAL	0- 0	0- 0	0- 0				

RPI	S	Opponent	Score	RPI	S	Opponent	Score	RPI	S	Opponent	Score	RPI	S	Opponent	Score	Team's RPI: 142
43	H	Houston	67 72	52	A	TCU	58 82	101	H	South Ala.	78 63	128	A	Little Rock	48 63	
								145	N	Bethune-Cookman	56 62	146	H	Fresno St.	76 59	
								150	H	Louisiana	58 65	156	A	Stetson	54 61	
								192	H	Troy	83 75	211	A	Arkansas St.	67 55	
								220	A	Texas Tech	87 70	246	A	Texas Southern	70 56	
								266	H	Prairie View	84 57	271	A	Appalachian St.	69 54	
								271	H	Appalachian St.	92 50	279	A	Coastal Caro.	64 65	
								279	H	Coastal Caro.	78 69	302	A	Incarnate Word	74 33	
								304	H	UTSA	91 38	317	A	Georgia St.	83 63	
								321	A	Ga. Southern	81 56	329	A	Sam Houston St.	73 41	
								334	H	La.-Monroe	86 52					
LAST 12 Division I GAMES:																
271	H	Appalachian St.	92 50	128	A	Little Rock	48 63	211	A	Arkansas St.	67 55	192	H	Troy	83 75	
279	H	Coastal Caro.	78 69	279	A	Coastal Caro.	64 65	101	H	South Ala.	78 63	271	A	Appalachian St.	69 54	
317	A	Georgia St.	83 63													
321	A	Ga. Southern	81 56													
150	H	Louisiana	58 65													
334	H	La.-Monroe	86 52													

Non-Div I Games:

Texas St.

Average RPI Win:	293	WON-LOST	WINNING	LAST 10	STRENGTH OF	OPP. STRENGTH	TEAM	ADJ.	CONF.	ADJ CONF.
Average RPI Loss:	55	RECORD	PCT. RANK	GAMES	SCHEDULE	OF SCHEDULE	RPI	RPI	RPI	RPI
DIV. I ONLY	7- 15	269	1- 9	67	89	220	220	4	4	
DIV. I NON-CONF.	6- 5	153	1- 0	278	274	261	261	5	5	
<hr/>										
TOTALS	RPI 1-25	RPI 26-50	W-L RECORDS	RPI 51-100	RPI 101-999	RPI 201+				
7- 15	0- 5	0- 3	OVERALL	0- 4	7- 3	6- 0				
6- 9	0- 4	0- 1	HOME	0- 1	6- 3	6- 0				
1- 6	0- 1	0- 2	AWAY	0- 3	1- 0	0- 0				
0- 0	0- 0	0- 0	NEUTRAL	0- 0	0- 0	0- 0				
6- 5	0- 2	0- 1	NON-CONFERENCE	0- 1	6- 1	6- 0				
6- 3	0- 2	0- 0	HOME	0- 0	6- 1	6- 0				
0- 2	0- 0	0- 1	AWAY	0- 1	0- 0	0- 0				
0- 0	0- 0	0- 0	NEUTRAL	0- 0	0- 0	0- 0				
1- 10	0- 3	0- 2	CONFERENCE	0- 3	1- 2	0- 0				
0- 6	0- 2	0- 1	HOME	0- 1	0- 2	0- 0				
1- 4	0- 1	0- 1	AWAY	0- 2	1- 0	0- 0				
0- 0	0- 0	0- 0	NEUTRAL	0- 0	0- 0	0- 0				

RPI 1-25				RPI 26-50				RPI 51-100				RPI 101+ Team's RPI: 220			
RPI	S	Opponent	Score	RPI	S	Opponent	Score	RPI	S	Opponent	Score	RPI	S	Opponent	Score
8	A	Bayl or	49 97	30	H	Okl ahoma	52 73	52	A	TCU	72 93	115	H	Iowa St.	54 66
8	H	Bayl or	44 90	43	A	Houston	75 79	55	A	Okl ahoma St.	62 80	136	A	Kansas	68 56
11	H	Texas	39 90	46	A	West Vi rgi ni a	52 82	55	H	Okl ahoma St.	57 98	136	H	Kansas	47 60
16	H	Texas A&M	56 90					78	A	New Mexi co	56 90	142	H	Texas St.	70 87
25	H	LSU	40 48									266	H	Prai rie Vi ew	89 60
												302	H	Incarnate Word	80 54
												319	H	UTRGV	80 64
												338	H	Ark. -Pi ne Bl uff	74 47
												340	H	Fl ori da A&M	82 63
												347	H	UMass Lowel l	93 65
<hr/>															
LAST 12 Di vi si on I GAMES:															
8	H	Bayl or	44 90	30	H	Okl ahoma	52 73	52	A	TCU	72 93	136	H	Kansas	47 60
55	A	Okl ahoma St.	62 80	46	A	West Vi rgi ni a	52 82	55	A	Bayl or	49 97	115	H	Iowa St.	54 66
43	A	Houston	75 79	43	A	Houston	75 79	55	H	Okl ahoma St.	57 98	136	A	Kansas	68 56
46	A	West Vi rgi ni a	52 82	46	A	West Vi rgi ni a	52 82	78	A	New Mexi co	56 90	142	H	Texas St.	70 87
11	H	Texas	39 90	11	H	Texas	39 90	55	A	Bayl or	49 97	266	H	Prai rie Vi ew	89 60
16	H	Texas A&M	56 90	16	H	Texas A&M	56 90	55	H	Okl ahoma St.	57 98	302	H	Incarnate Word	80 54
25	H	LSU	40 48	25	H	LSU	40 48	78	A	New Mexi co	56 90	319	H	UTRGV	80 64
												338	H	Ark. -Pi ne Bl uff	74 47
												340	H	Fl ori da A&M	82 63
												347	H	UMass Lowel l	93 65

Non-Di v I Games:

Texas Tech

Average RPI Win: 158	WON-LOST RECORD	WINNING PCT. RANK	LAST 10 GAMES	STRENGTH OF SCHEDULE	OPP. STRENGTH OF SCHEDULE	TEAM RPI	ADJ. RPI	CONF. RPI	ADJ. CONF. RPI
Average RPI Loss: 71									
DIV. I ONLY	15- 8	83	1- 2	58	88	61	61	7	7
DIV. I NON-CONF.	9- 3	61	1- 1	68	132	36	36	8	8

TOTALS	RPI 1-25	RPI 26-50	W-L RECORDS	RPI 51-100	RPI 101-999	RPI 201+			
15- 8	0- 3	2- 1	OVERALL	2- 2	11- 2	4- 1			
9- 2	0- 1	2- 0	HOME	2- 0	5- 1	1- 0			
5- 5	0- 2	0- 0	AWAY	0- 2	5- 1	3- 1			
1- 1	0- 0	0- 1	NEUTRAL	0- 0	1- 0	0- 0			
9- 3	0- 1	1- 1	NON-CONFERENCE	1- 1	7- 0	3- 0			
5- 0	0- 0	1- 0	HOME	1- 0	3- 0	0- 0			
3- 2	0- 1	0- 0	AWAY	0- 1	3- 0	3- 0			
1- 1	0- 0	0- 1	NEUTRAL	0- 0	1- 0	0- 0			
6- 5	0- 2	1- 0	CONFERENCE	1- 1	4- 2	1- 1			
4- 2	0- 1	1- 0	HOME	1- 0	2- 1	1- 0			
2- 3	0- 1	0- 0	AWAY	0- 1	2- 1	0- 1			
0- 0	0- 0	0- 0	NEUTRAL	0- 0	0- 0	0- 0			

RPI 1-25				RPI 26-50				RPI 51-100 Team's RPI: 61				RPI 101+			
RPI	S	Opponent	Score	RPI	S	Opponent	Score	RPI	S	Opponent	Score	RPI	S	Opponent	Score
4	A	Louisville	55 90	40	H	Ball St.	72 66	51	A	Duquesne	54 73	109	A	Western Mich.	78 73
21	A	Buffalo	69 87	44	H	Dayton	68 50	77	A	Ohio	61 78	124	H	Cleveland St.	65 56
21	H	Buffalo	73 84	45	N	Western Ky.	56 70	77	H	Ohio	75 57	130	H	Saint Francis (PA)	74 66
								81	H	Maine	65 64	134	H	Northern Ill.	63 60
												137	H	Kent St.	55 62
												150	H	Louisiana	79 55
												182	A	Bowling Green	77 67
												199	N	Southern U.	81 76
												208	A	Eastern Mich.	57 70
												216	H	Akron	60 54
												239	A	St. Bonaventure	58 39
												308	A	Detroit Mercy	81 64
												337	A	Iona	74 57

LAST 12 Division I GAMES:															
150	H	Louisiana	79 55	21	A	Buffalo	69 87								
4	A	Louisville	55 90	40	H	Ball St.	72 66								
21	H	Buffalo	73 84	134	H	Northern Ill.	63 60								
109	A	Western Mich.	78 73	77	H	Ohio	75 57								
182	A	Bowling Green	77 67	208	A	Eastern Mich.	57 70								
137	H	Kent St.	55 62	216	H	Akron	60 54								

Non-Div I Games:

Toledo

Average RPI Win: 258	WON-LOST RECORD	WINNING PCT. RANK	LAST 10 GAMES	STRENGTH OF SCHEDULE	OPP. STRENGTH OF SCHEDULE	TEAM RPI	ADJ. RPI	CONF. RPI	ADJ CONF. RPI
Average RPI Loss: 153									
DIV. I ONLY	8- 14	248	3- 7	280	191	269	269	10	10
DIV. I NON-CONF.	5- 6	187	0- 1	340	278	305	305	12	12

TOTALS	RPI 1-25	RPI 26-50	W-L RECORDS	RPI 51-100	RPI 101-999	RPI 201+			
8- 14	0- 0	0- 0	OVERALL	0- 4	8- 10	6- 4			
4- 6	0- 0	0- 0	HOME	0- 1	4- 5	3- 2			
3- 7	0- 0	0- 0	AWAY	0- 3	3- 4	2- 2			
1- 1	0- 0	0- 0	NEUTRAL	0- 0	1- 1	1- 0			
5- 6	0- 0	0- 0	NON-CONFERENCE	0- 0	5- 6	4- 3			
3- 2	0- 0	0- 0	HOME	0- 0	3- 2	2- 1			
1- 3	0- 0	0- 0	AWAY	0- 0	1- 3	1- 2			
1- 1	0- 0	0- 0	NEUTRAL	0- 0	1- 1	1- 0			
3- 8	0- 0	0- 0	CONFERENCE	0- 4	3- 4	2- 1			
1- 4	0- 0	0- 0	HOME	0- 1	1- 3	1- 1			
2- 4	0- 0	0- 0	AWAY	0- 3	2- 1	1- 0			
0- 0	0- 0	0- 0	NEUTRAL	0- 0	0- 0	0- 0			

RPI S Opponent	Score	RPI S Opponent	Score	RPI S Opponent	Score	RPI S Opponent	Score	Team's RPI: 269
				56 A Drexel	53 78	112 H George Washington	43 66	
				69 A El on	61 84	127 A Delaware	49 51	
				69 H El on	45 71	133 H Northeastern	61 70	
				82 A James Madi son	45 69	137 A William & Mary	67 66	
						137 H William & Mary	63 75	
						144 A Pittsburgh	63 81	
						172 N Radford	66 69	
						181 H Saint Joseph's	90 66	
						223 A Norfolk St.	76 86	
						227 A Loyol a Maryl and	76 67	
						261 A Col . of Charleston	83 58	
						261 H Col . of Charleston	67 80	
						265 H UNCW	72 71	
						274 H Col gate	61 65	
						289 A Massachusetts	49 72	
						325 H Wagner	64 42	
						331 H UMBC	95 64	
						338 N Ark. -Pine Bluff	70 44	

LAST 12 Division I GAMES:								
137 H William & Mary	63 75	265 H UNCW	72 71					
56 A Drexel	53 78	137 A William & Mary	67 66					
69 H El on	45 71	82 A James Madi son	45 69					
261 A Col . of Charl eston	83 58	261 H Col . of Charl eston	67 80					
69 A El on	61 84	133 H Northeastern	61 70					
127 A Delaware	49 51	172 N Radford	66 69					

Non-Div I Games:

Towson

Average RPI Win:	249	WON-LOST	WINNING	LAST 10	STRENGTH OF	OPP. STRENGTH	TEAM	ADJ.	CONF.	ADJ CONF.
Average RPI Loss:	141	RECORD	PCT. RANK	GAMES	SCHEDULE	OF SCHEDULE	RPI	RPI	RPI	RPI
DIV. I ONLY	9- 10	201	6- 4	262	165	192	192	23	23	
DIV. I NON-CONF.	3- 6	239	0- 2	211	75	197	197	23	23	

TOTALS	RPI 1-25	RPI 26-50	W-L RECORDS	RPI 51-100	RPI 101-999	RPI 201+				
9- 10	0- 1	0- 0	OVERALL	0- 1	9- 8	6- 1				
5- 1	0- 0	0- 0	HOME	0- 0	5- 1	3- 1				
4- 8	0- 1	0- 0	AWAY	0- 1	4- 6	3- 0				
0- 1	0- 0	0- 0	NEUTRAL	0- 0	0- 1	0- 0				
3- 6	0- 1	0- 0	NON-CONFERENCE	0- 1	3- 4	2- 0				
1- 0	0- 0	0- 0	HOME	0- 0	1- 0	0- 0				
2- 5	0- 1	0- 0	AWAY	0- 1	2- 3	2- 0				
0- 1	0- 0	0- 0	NEUTRAL	0- 0	0- 1	0- 0				
6- 4	0- 0	0- 0	CONFERENCE	0- 0	6- 4	4- 1				
4- 1	0- 0	0- 0	HOME	0- 0	4- 1	3- 1				
2- 3	0- 0	0- 0	AWAY	0- 0	2- 3	1- 0				
0- 0	0- 0	0- 0	NEUTRAL	0- 0	0- 0	0- 0				

RPI 1-25				RPI 26-50				RPI 51-100				RPI 101+				Team's RPI: 192
RPI	S	Opponent	Score	RPI	S	Opponent	Score	RPI	S	Opponent	Score	RPI	S	Opponent	Score	
9	A	Tennessee	69 131					98	A	Tulane	75 106	101	A	South Ala.	68 79	
												101	H	South Ala.	82 71	
												111	H	Jacksonville	89 88	
												119	A	Ole Miss	93 96	
												129	A	Middle Tenn.	57 73	
												142	A	Texas St.	75 83	
												150	A	Louisiana	62 55	
												167	A	Samford	73 80	
												167	N	Samford	76 82	
												198	A	UT Arlington	57 76	
												271	H	Appalachian St.	81 74	
												279	H	Coastal Caro.	92 97	
												301	A	Alabama St.	93 63	
												317	H	Georgia St.	90 86	
												321	H	Ga. Southern	88 47	
												334	A	La.-Monroe	86 79	
												336	A	Tennessee St.	95 66	

LAST 12 Division I GAMES:																
101	H	South Ala.	82 71	142	A	Texas St.	75 83									
150	A	Louisiana	62 55	198	A	UT Arlington	57 76									
334	A	La.-Monroe	86 79	317	H	Georgia St.	90 86									
279	H	Coastal Caro.	92 97	321	H	Ga. Southern	88 47									
271	H	Appalachian St.	81 74	167	N	Samford	76 82									
101	A	South Ala.	68 79	98	A	Tulane	75 106									

Non-Div I Games: Montevallo 130 50 Stillman 89 62

Troy

Loss, Non-Conf, S Site, H Home A Away N Neutral

Average RPI Win: 178

Average RPI Loss: 59

WON-LOST
RECORDWINNING
PCT. RANKLAST 10
GAMESSTRENGTH OF
SCHEDULEOPP. STRENGTH
OF SCHEDULETEAM
RPIADJ.
RPICONF.
RPIADJ CONF.
RPIDIV. I ONLY
DIV. I NON-CONF.11- 12
8- 5186
1113- 7
2- 032
8478
10298
8498
848
78
7

TOTALS

RPI 1-25

RPI 26-50

W-L RECORDS

RPI 51-100

RPI 101-999

RPI 201+

11- 12

0- 3

0- 6

OVERALL

1- 0

10- 3

4- 0

7- 4

0- 1

0- 2

HOME

0- 0

7- 1

2- 0

3- 6

0- 0

0- 0

AWAY

1- 0

2- 0

1- 0

1- 2

0- 0

0- 1

NEUTRAL

0- 0

1- 1

1- 0

8- 5

0- 2

0- 1

NON-CONFERENCE

1- 0

7- 2

3- 0

5- 1

0- 1

0- 0

HOME

0- 0

5- 0

1- 0

2- 2

0- 1

0- 0

AWAY

1- 0

1- 1

1- 0

1- 2

0- 0

0- 1

NEUTRAL

0- 0

1- 1

1- 0

3- 7

0- 1

0- 5

CONFERENCE

0- 0

3- 1

1- 0

2- 3

0- 0

0- 2

HOME

0- 0

2- 1

1- 0

1- 4

0- 1

0- 3

AWAY

0- 0

1- 0

0- 0

0- 0

0- 0

0- 0

NEUTRAL

0- 0

0- 0

0- 0

RPI 1-25

RPI 26-50

RPI 51-100 Team's RPI: 98

RPI 101+

RPI	S	Opponent	Score
1	A	UConn	45 98
18	A	NC State	55 79
25	H	LSU	50 73

RPI	S	Opponent	Score
27	A	South Fla.	46 75
27	H	South Fla.	53 63
43	A	Houston	48 72
43	H	Houston	92 98
44	N	Dayton	65 71
47	A	UCF	51 59

RPI	S	Opponent	Score
81	A	Maine	42 34

RPI	S	Opponent	Score
115	N	Iowa St.	64 67
122	H	UTEP	67 56
123	H	Vanderbilt	71 59
129	H	Middle Tenn.	62 44
154	H	Wichita St.	56 64
163	A	Southern Miss.	58 66
170	A	Tulsa	72 63
170	H	Tulsa	70 39
192	H	Troy	106 75
218	H	East Carolina	64 58
224	H	New Orleans	79 56
249	N	San Diego St.	80 46
277	A	McNeese	70 66

LAST 12 Division I GAMES:

27	H	South Fla.	53 63	154	H	Wichita St.	56 64
43	A	Houston	48 72	43	H	Houston	92 98
1	A	UConn	45 98	170	A	Tulsa	72 63
218	H	East Carolina	64 58	27	A	South Fla.	46 75
170	H	Tulsa	70 39	122	H	UTEP	67 56
47	A	UCF	51 59	192	H	Troy	106 75

Tulane

Tulane

Non-Div I Games:

Tulane

Average RPI Win: **183**
 Average RPI Loss: **115**

WON-LOST
RECORD

WINNING
PCT. RANK

LAST 10
GAMES

STRENGTH OF
SCHEDULE

OPP. STRENGTH
OF SCHEDULE

TEAM
RPI

ADJ.
RPI

CONF.
RPI

ADJ CONF.
RPI

DIV. I ONLY
DIV. I NON-CONF.

8- 14
6- 6

248
170

2- 8
1- 1

62
72

113
294

170
130

170
130

8
7

8
7

TOTALS

RPI 1-25

RPI 26-50

W-L RECORDS

RPI 51-100

RPI 101-999

RPI 201+

8- 14 0- 1
 4- 7 0- 0
 3- 7 0- 1
 1- 0 0- 0

0- 2
 0- 2
 0- 0
 0- 0

OVERALL
 HOME
 AWAY
 NEUTRAL

1- 6
 0- 3
 1- 3
 0- 0

7- 5
 4- 2
 2- 3
 1- 0

3- 3
 3- 1
 0- 2
 0- 0

6- 6 0- 0
 3- 3 0- 0
 2- 3 0- 0
 1- 0 0- 0

0- 0
 0- 0
 0- 0
 0- 0

NON-CONFERENCE
 HOME
 AWAY
 NEUTRAL

1- 4
 0- 2
 1- 2
 0- 0

5- 2
 3- 1
 1- 1
 1- 0

3- 2
 3- 1
 0- 1
 0- 0

2- 8 0- 1
 1- 4 0- 0
 1- 4 0- 1
 0- 0 0- 0

0- 2
 0- 2
 0- 0
 0- 0

CONFERENCE
 HOME
 AWAY
 NEUTRAL

0- 2
 0- 1
 0- 1
 0- 0

2- 3
 1- 1
 1- 2
 0- 0

0- 1
 0- 0
 0- 1
 0- 0

RPI 1-25

RPI S Opponent Score
 1 **A** UConn 60 **78**

RPI 26-50

RPI S Opponent Score
 27 **H** South Fla. 57 **71**
 47 **H** UCF 44 **47**

RPI 51-100

RPI S Opponent Score
 67 **H** American 67 **72**
 68 **H** Belmont 65 **90**
 71 **A** South Dakota 64 61
 87 **A** Arkansas 41 **67**
 89 **A** Saint Louis 66 **77**
 98 **A** Tulane 39 **70**
 98 **H** Tulane 63 **72**

RPI 101+

Team's RPI: 170

RPI S Opponent Score
 128 **A** Little Rock 74 61
 143 **H** Cincinnati 64 51
 154 **A** Wichita St. 67 62
 164 **N** Binghamton 60 55
 174 **A** Temple 75 **76**
 177 **H** Memphis 48 **69**
 205 **H** Oral Roberts 41 **53**
 211 **H** Arkansas St. 68 58
 218 **A** East Carolina 67 **73**
 251 **A** North Texas 43 **66**
 257 **H** UMKC 76 52
 338 **H** Ark.-Pine Bluff 87 37

LAST 12 Division I GAMES:

174 **A** Temple 75 **76** 218 **A** East Carolina 67 **73**
 27 **H** South Fla. 57 **71** 143 **H** Cincinnati 64 51
 47 **H** UCF 44 **47** 98 **H** Tulane 63 **72**
 98 **A** Tulane 39 **70** 154 **A** Wichita St. 67 62
 1 **A** UConn 60 **78** 211 **H** Arkansas St. 68 58
 177 **H** Memphis 48 **69** 89 **A** Saint Louis 66 **77**

Non-Div I Games:

Alas. Anchorage

53

59

Tul sa

Average RPI Win:	206	WON-LOST	WINNING	LAST 10	STRENGTH OF	OPP. STRENGTH	TEAM	ADJ.	CONF.	ADJ CONF.
Average RPI Loss:	137	RECORD	PCT. RANK	GAMES	SCHEDULE	OF SCHEDULE	RPI	RPI	RPI	RPI
DIV. I ONLY	17- 3	11	8- 1	230	179	75	75	18	18	
DIV. I NON-CONF.	9- 2	34	2- 0	305	168	102	102	19	19	

TOTALS	RPI 1-25	RPI 26-50	W-L RECORDS	RPI 51-100	RPI 101-999	RPI 201+				
17- 3	0- 0	1- 0	OVERALL	0- 1	16- 2	7- 0				
8- 1	0- 0	1- 0	HOME	0- 0	7- 1	4- 0				
8- 1	0- 0	0- 0	AWAY	0- 0	8- 1	3- 0				
1- 1	0- 0	0- 0	NEUTRAL	0- 1	1- 0	0- 0				
9- 2	0- 0	0- 0	NON-CONFERENCE	0- 1	9- 1	4- 0				
5- 0	0- 0	0- 0	HOME	0- 0	5- 0	3- 0				
3- 1	0- 0	0- 0	AWAY	0- 0	3- 1	1- 0				
1- 1	0- 0	0- 0	NEUTRAL	0- 1	1- 0	0- 0				
8- 1	0- 0	1- 0	CONFERENCE	0- 0	7- 1	3- 0				
3- 1	0- 0	1- 0	HOME	0- 0	2- 1	1- 0				
5- 0	0- 0	0- 0	AWAY	0- 0	5- 0	2- 0				
0- 0	0- 0	0- 0	NEUTRAL	0- 0	0- 0	0- 0				

RPI 1-25				RPI 26-50				RPI 51-100				Team's RPI: 75				RPI 101+			
RPI	S	Opponent	Score	RPI	S	Opponent	Score	RPI	S	Opponent	Score	RPI	S	Opponent	Score	RPI	S	Opponent	Score
				45	H	Western Ky.	79 61									101	A	South Ala.	78 66
																122	A	UTEP	84 64
																129	A	Middle Tenn.	59 51
																140	H	Southern Ill.	76 66
																148	A	High Point	77 61
																163	H	Southern Miss.	63 80
																167	H	Samford	77 53
																177	A	Memphis	62 64
																179	H	Fla. Atlantic	90 57
																193	A	Louisiana Tech	66 61
																201	N	UC Santa Barbara	67 54
																251	H	North Texas	68 52
																271	A	Appalachian St.	70 59
																294	A	FIU	71 61
																301	H	Alabama St.	61 44
																312	A	Old Dominion	74 61
																313	H	Alabama A&M	85 58
																341	H	Mississippi Val.	87 72
LAST 12 Division I GAMES:																			
				193	A	Louisiana Tech	66 61					45	H	Western Ky.	79 61				
				122	A	UTEP	84 64					129	A	Middle Tenn.	59 51				
				179	H	Fla. Atlantic	90 57					312	A	Old Dominion	74 61				
				294	A	FIU	71 61					101	A	South Ala.	78 66				
				251	H	North Texas	68 52					301	H	Alabama St.	61 44				
				163	H	Southern Miss.	63 80					313	H	Alabama A&M	85 58				

Non-Div I Games: Tuskegee 105 50 Miles 85 42

UAB

U
C
D
a
v
i
s

UC Davis				Through Games Of Feb. 4, 2018												
Average RPI	Win:	202	WON-LOST RECORD	WINNING PCT.	RANK	LAST 10 GAMES	STRENGTH OF SCHEDULE	OPP. STRENGTH OF SCHEDULE	TEAM RPI	ADJ. RPI	CONF. RPI	ADJ CONF. RPI				
DIV. I ONLY			18- 4	20		8- 2	235	118	70	70	21	21				
DIV. I NON-CONF.			10- 3	51		1- 2	175	49	58	58	20	20				
<hr/>																
TOTALS		RPI 1-25		RPI 26-50		W-L RECORDS		RPI 51-100		RPI 101-999		RPI 201+				
18- 4		0- 0		0- 2		OVERALL		2- 1		16- 1		8- 0				
9- 1		0- 0		0- 1		HOME		1- 0		8- 0		5- 0				
8- 3		0- 0		0- 1		AWAY		1- 1		7- 1		3- 0				
1- 0		0- 0		0- 0		NEUTRAL		0- 0		1- 0		0- 0				
10- 3		0- 0		0- 2		NON-CONFERENCE		2- 1		8- 0		4- 0				
5- 1		0- 0		0- 1		HOME		1- 0		4- 0		2- 0				
4- 2		0- 0		0- 1		AWAY		1- 1		3- 0		2- 0				
1- 0		0- 0		0- 0		NEUTRAL		0- 0		1- 0		0- 0				
8- 1		0- 0		0- 0		CONFERENCE		0- 0		8- 1		4- 0				
4- 0		0- 0		0- 0		HOME		0- 0		4- 0		3- 0				
4- 1		0- 0		0- 0		AWAY		0- 0		4- 1		1- 0				
0- 0		0- 0		0- 0		NEUTRAL		0- 0		0- 0		0- 0				
<hr/>																
RPI 1-25				RPI 26-50				RPI 51-100				Team's RPI: 70	RPI 101+			
RPI	S	Opponent	Score	RPI	S	Opponent	Score	RPI	S	Opponent	Score	RPI	S	Opponent	Score	
47	H	UCF	55 62	73	A	Fordham	62 70	116	N	Yale	71 61					
50	A	Oregon St.	47 61	78	A	Saint Mary's (CA)	74 50	151	A	Pacific	90 58					
				83	H	Washington St.	91 76	155	H	Portland St.	79 67					
								161	A	Cal Poly	80 76					
								166	H	San Francisco	72 55					
								175	A	UC Irvine	76 67					
								183	A	CSUN	71 75					
								201	A	UC Santa Barbara	68 61					
								201	H	UC Santa Barbara	69 63					
								206	A	Seattle U	79 53					
								235	H	Pepperdine	69 64					
								242	H	UC Riverside	74 63					
								252	H	Hawaii	76 52					
								284	H	Sacramento St.	79 72					
								298	H	Cal St. Fullerton	67 53					
								303	A	Southern Utah	85 59					
								335	A	Long Beach St.	83 71					
<hr/>																
LAST 12 Division I GAMES:																
183	A	CSUN	71 75	242	H	UC Riverside	74 63									
335	A	Long Beach St.	83 71	252	H	Hawaii	76 52									
201	H	UC Santa Barbara	69 63	175	A	UC Irvine	76 67									
298	H	Cal St. Fullerton	67 53	73	A	Fordham	62 70									
161	A	Cal Poly	80 76	116	N	Yale	71 61									
201	A	UC Santa Barbara	68 61	50	A	Oregon St.	47 61									

U
C
D
a
v
i
s

Non-Div I Games:

UC Davis

Average RPI Win: 257		WON-LOST RECORD		WINNING PCT. RANK		LAST 10 GAMES		STRENGTH OF SCHEDULE		OPP. STRENGTH OF SCHEDULE		TEAM RPI		ADJ. RPI		CONF. RPI		ADJ. CONF. RPI	
Average RPI Loss: 136																			
DIV. I ONLY		14- 8		96		8- 2		303		208		175		175		21		21	
DIV. I NON-CONF.		7- 6		165		2- 0		300		228		224		224		20		20	
TOTALS		RPI 1-25		RPI 26-50		W-L RECORDS		RPI 51-100		RPI 101-999		RPI 201+							
14- 8		0- 0		0- 0		OVERALL		0- 3		14- 5		12- 0							
6- 3		0- 0		0- 0		HOME		0- 1		6- 2		4- 0							
8- 3		0- 0		0- 0		AWAY		0- 2		8- 1		8- 0							
0- 2		0- 0		0- 0		NEUTRAL		0- 0		0- 2		0- 0							
7- 6		0- 0		0- 0		NON-CONFERENCE		0- 2		7- 4		7- 0							
3- 2		0- 0		0- 0		HOME		0- 0		3- 2		3- 0							
4- 2		0- 0		0- 0		AWAY		0- 2		4- 0		4- 0							
0- 2		0- 0		0- 0		NEUTRAL		0- 0		0- 2		0- 0							
7- 2		0- 0		0- 0		CONFERENCE		0- 1		7- 1		5- 0							
3- 1		0- 0		0- 0		HOME		0- 1		3- 0		1- 0							
4- 1		0- 0		0- 0		AWAY		0- 0		4- 1		4- 0							
0- 0		0- 0		0- 0		NEUTRAL		0- 0		0- 0		0- 0							

RPI 1-25				RPI 26-50				RPI 51-100				RPI 101+				Team's RPI: 175	
RPI	S	Opponent	Score	RPI	S	Opponent	Score	RPI	S	Opponent	Score	RPI	S	Opponent	Score		
								70	H	UC Davis	67	76	154	N	Wichita St.	53	76
								78	A	New Mexico	61	83	155	H	Portland St.	72	82
								99	A	UNLV	54	73	161	A	Cal Poly	76	79
													171	H	Idaho St.	72	78
													183	H	CSUN	56	47
													200	N	Illinois	59	65
													201	H	UC Santa Barbara	77	74
													206	A	Seattle U	84	79
													235	H	Pepperdine	75	74
													238	A	CSU Bakersfield	72	59
													242	A	UC Riverside	81	71
													249	A	San Diego St.	67	65
													252	A	Hawaii	74	67
													252	H	Hawaii	70	66
													287	H	Utah St.	87	84
													298	A	Cal St. Fullerton	76	60
													303	A	Southern Utah	71	64
													311	H	Portland	63	52
													335	A	Long Beach St.	100	81
LAST 12 Division I GAMES:																	
				335	A	Long Beach St.	100	81	201	H	UC Santa Barbara	77	74				
				298	A	Cal St. Fullerton	76	60	252	A	Hawaii	74	67				
				183	H	CSUN	56	47	70	H	UC Davis	67	76				
				242	A	UC Riverside	81	71	238	A	CSU Bakersfield	72	59				
				252	H	Hawaii	70	66	206	A	Seattle U	84	79				
				161	A	Cal Poly	76	79	155	H	Portland St.	72	82				

Non-Div l Games:

Chapman

92 57

UC Irvine

■ Loss, ■ Non-Conf, S Site, H Home A Away N Neutral

Average RPI Win:	228	WON-LOST	WINNING	LAST 10	STRENGTH OF	OPP. STRENGTH	TEAM	ADJ.	CONF.	ADJ CONF.
Average RPI Loss:	125	RECORD	PCT. RANK	GAMES	SCHEDULE	OF SCHEDULE	RPI	RPI	RPI	RPI
DIV. I ONLY	6- 17	290	3- 7	104	137	242	242	21	21	
DIV. I NON-CONF.	3- 11	289	0- 3	55	40	206	206	20	20	

TOTALS	RPI 1-25	RPI 26-50	W-L RECORDS	RPI 51-100	RPI 101-999	RPI 201+				
6- 17	0- 2	0- 2	OVERALL	1- 3	5- 10	4- 3				
4- 5	0- 0	0- 1	HOME	0- 0	4- 4	4- 0				
1- 10	0- 2	0- 1	AWAY	0- 3	1- 4	0- 1				
1- 2	0- 0	0- 0	NEUTRAL	1- 0	0- 2	0- 2				
3- 11	0- 2	0- 2	NON-CONFERENCE	1- 2	2- 5	1- 2				
1- 3	0- 0	0- 1	HOME	0- 0	1- 2	1- 0				
1- 6	0- 2	0- 1	AWAY	0- 2	1- 1	0- 0				
1- 2	0- 0	0- 0	NEUTRAL	1- 0	0- 2	0- 2				
3- 6	0- 0	0- 0	CONFERENCE	0- 1	3- 5	3- 1				
3- 2	0- 0	0- 0	HOME	0- 0	3- 2	3- 0				
0- 4	0- 0	0- 0	AWAY	0- 1	0- 3	0- 1				
0- 0	0- 0	0- 0	NEUTRAL	0- 0	0- 0	0- 0				

RPI 1-25				RPI 26-50				RPI 51-100				RPI 101+ Team's RPI: 242			
RPI	S	Opponent	Score	RPI	S	Opponent	Score	RPI	S	Opponent	Score	RPI	S	Opponent	Score
10	A	UCLA	48 68	33	A	Arizona St.	48 73	53	A	Minnesota	75 101	115	A	Iowa St.	66 89
12	A	Stanford	43 53	49	H	Southern Cal i forn i a	46 64	70	A	UC Dav i s	63 74	122	H	UTEP	62 73
								71	A	South Dakota	66 75	146	A	Fresno St.	68 56
								99	N	UNLV	95 88	159	H	Loyola Marymount	59 67
												161	A	Cal Poly	73 91
												161	H	Cal Poly	82 87
												175	H	UC Irvi ne	71 81
												183	A	CSUN	55 60
												214	N	SMU	51 73
												238	H	CSU Bakersfi el d	68 65
												252	A	Hawai i	57 63
												252	H	Hawai i	79 57
												284	N	Sacramento St.	72 99
												298	H	Cal St. Fullerton	63 50
												335	H	Long Beach St.	77 53

LAST 12 Divisi on I GAMES:															
161	A	Cal Poly	73 91	70	A	UC Dav i s	63 74								
252	A	Hawai i	57 63	335	H	Long Beach St.	77 53								
175	H	UC Irvi ne	71 81	161	H	Cal Poly	82 87								
183	A	CSUN	55 60	122	H	UTEP	62 73								
252	H	Hawai i	79 57	53	A	Minnesota	75 101								
298	H	Cal St. Fullerton	63 50	71	A	South Dakota	66 75								

Non-Div I Games:

UC Riverside

Average RPI Win:	259	WON-LOST	WINNING	LAST 10	STRENGTH OF	OPP. STRENGTH	TEAM	ADJ.	CONF.	ADJ CONF.
Average RPI Loss:	131	RECORD	PCT. RANK	GAMES	SCHEDULE	OF SCHEDULE	RPI	RPI	RPI	RPI
DIV. I ONLY	8- 13	238	6- 4	122	240	201	201	21	21	
DIV. I NON-CONF.	3- 9	280	2- 1	103	224	226	226	20	20	
TOTALS	RPI 1-25	RPI 26-50	W-L RECORDS	RPI 51-100	RPI 101-999	RPI 201+				
8- 13	0- 1	0- 1	OVERALL	0- 4	8- 7	6- 3				
4- 5	0- 0	0- 0	HOME	0- 1	4- 4	3- 2				
4- 7	0- 1	0- 1	AWAY	0- 2	4- 3	3- 1				
0- 1	0- 0	0- 0	NEUTRAL	0- 1	0- 0	0- 0				
3- 9	0- 1	0- 1	NON-CONFERENCE	0- 2	3- 5	3- 3				
1- 3	0- 0	0- 0	HOME	0- 0	1- 3	1- 2				
2- 5	0- 1	0- 1	AWAY	0- 1	2- 2	2- 1				
0- 1	0- 0	0- 0	NEUTRAL	0- 1	0- 0	0- 0				
5- 4	0- 0	0- 0	CONFERENCE	0- 2	5- 2	3- 0				
3- 2	0- 0	0- 0	HOME	0- 1	3- 1	2- 0				
2- 2	0- 0	0- 0	AWAY	0- 1	2- 1	1- 0				
0- 0	0- 0	0- 0	NEUTRAL	0- 0	0- 0	0- 0				

RPI	S	Opponent	Score	RPI	S	Opponent	Score	RPI	S	Opponent	Score	RPI	S	Opponent	Score	Team's RPI: 201
10	A	UCLA	44 74	50	A	Oregon St.	49 74	70	A	UC Davis	63 69	146	H	Fresno St.	57 64	
								70	H	UC Davis	61 68	159	A	Loyola Marymount	61 67	
								75	N	UAB	54 67	161	H	Cal Poly	73 68	
								78	A	Saint Mary's (CA)	59 89	175	A	UC Irvine	74 77	
												183	A	CSUN	74 73	
												183	H	CSUN	30 48	
												206	H	Seattle U	71 77	
												213	H	San Diego	58 71	
												234	A	New Mexico St.	77 47	
												249	H	San Diego St.	77 64	
												252	H	Hawaii	71 61	
												273	A	Santa Clara	63 68	
												322	A	Northern Ari z.	96 93	
												335	A	Long Beach St.	90 74	
												335	H	Long Beach St.	51 44	
LAST 12 Division I GAMES:																
252	H	Hawaii	71 61	183	A	CSUN	74 73									
183	H	CSUN	30 48	161	H	Cal Poly	73 68									
70	A	UC Davis	63 69	335	H	Long Beach St.	51 44									
335	A	Long Beach St.	90 74	234	A	New Mexico St.	77 47									
70	H	UC Davis	61 68	249	H	San Diego St.	77 64									
175	A	UC Irvine	74 77	159	A	Loyola Marymount	61 67									

Non-Div I Games:

UC Santa Barbara

Average RPI Win:	163	WON-LOST	WINNING	LAST 10	STRENGTH OF	OPP. STRENGTH	TEAM	ADJ.	CONF.	ADJ CONF.
Average RPI Loss:	77	RECORD	PCT. RANK	GAMES	SCHEDULE	OF SCHEDULE	RPI	RPI	RPI	RPI
DIV. I ONLY	16- 7	69	8- 2	71	69	47	47	8	8	
DIV. I NON-CONF.	8- 5	111	1- 1	54	134	63	63	7	7	

TOTALS	RPI 1-25	RPI 26-50	W-L RECORDS	RPI 51-100	RPI 101-999	RPI 201+				
16- 7	0- 1	0- 1	OVERALL	4- 3	12- 2	5- 0				
9- 2	0- 0	0- 0	HOME	2- 2	7- 0	2- 0				
7- 5	0- 1	0- 1	AWAY	2- 1	5- 2	3- 0				
0- 0	0- 0	0- 0	NEUTRAL	0- 0	0- 0	0- 0				
8- 5	0- 0	0- 0	NON-CONFERENCE	3- 3	5- 2	3- 0				
4- 2	0- 0	0- 0	HOME	1- 2	3- 0	1- 0				
4- 3	0- 0	0- 0	AWAY	2- 1	2- 2	2- 0				
0- 0	0- 0	0- 0	NEUTRAL	0- 0	0- 0	0- 0				
8- 2	0- 1	0- 1	CONFERENCE	1- 0	7- 0	2- 0				
5- 0	0- 0	0- 0	HOME	1- 0	4- 0	1- 0				
3- 2	0- 1	0- 1	AWAY	0- 0	3- 0	1- 0				
0- 0	0- 0	0- 0	NEUTRAL	0- 0	0- 0	0- 0				

RPI	S	Opponent	Score	RPI	S	Opponent	Score	Team's RPI: 47	RPI	S	Opponent	Score	RPI	S	Opponent	Score
1	A	UConn	44 80	27	A	South Fla.	45 62		58	H	Mercer	64 73	143	A	Cincinnati	50 38
									63	H	IUPUI	63 59	151	A	Pacific	74 78
									64	A	Virginia Tech	69 86	152	H	Davidson	62 54
									69	H	Elon	57 71	153	H	UNI	53 43
									70	A	UC Davis	62 55	154	H	Wichita St.	59 53
									92	A	Chattanooga	58 57	167	A	Samford	51 58
									98	H	Tulane	59 51	170	A	Tulsa	47 44
													174	H	Temple	76 46
													177	H	Memphis	61 41
													203	A	Boston U.	47 32
													214	A	SMU	60 42
													214	H	SMU	58 43
													217	A	Gardner-Webb	65 30
													321	H	Ga. Southern	62 38
LAST 12 Division I GAMES:																
177	H	Memphis	61 41	1	A	UConn	44 80		154	H	Wichita St.	59 53				
143	A	Cincinnati	50 38						214	A	SMU	60 42				
170	A	Tulsa	47 44						174	H	Temple	76 46				
214	H	SMU	58 43						152	H	Davidson	62 54				
98	H	Tulane	59 51						151	A	Pacific	74 78				
27	A	South Fla.	45 62													

Non-Div I Games:

UCF

Average RPI Win:	106	WON-LOST	WINNING	LAST 10	STRENGTH OF	OPP. STRENGTH	TEAM	ADJ.	CONF.	ADJ CONF.
Average RPI Loss:	19	RECORD	PCT. RANK	GAMES	SCHEDULE	OF SCHEDULE	RPI	RPI	RPI	RPI
DIV. I ONLY	18- 4	20	9- 1	15	3	10	10	5	5	
DIV. I NON-CONF.	9- 2	34	1- 0	36	13	14	14	3	3	

TOTALS	RPI 1-25	RPI 26-50	W-L RECORDS	RPI 51-100	RPI 101-999	RPI 201+				
18- 4	2- 3	5- 0	OVERALL	5- 1	6- 0	3- 0				
9- 2	2- 2	3- 0	HOME	0- 0	4- 0	3- 0				
7- 2	0- 1	1- 0	AWAY	4- 1	2- 0	0- 0				
2- 0	0- 0	1- 0	NEUTRAL	1- 0	0- 0	0- 0				
9- 2	1- 1	1- 0	NON-CONFERENCE	3- 1	4- 0	3- 0				
5- 1	1- 1	0- 0	HOME	0- 0	4- 0	3- 0				
2- 1	0- 0	0- 0	AWAY	2- 1	0- 0	0- 0				
2- 0	0- 0	1- 0	NEUTRAL	1- 0	0- 0	0- 0				
9- 2	1- 2	4- 0	CONFERENCE	2- 0	2- 0	0- 0				
4- 1	1- 1	3- 0	HOME	0- 0	0- 0	0- 0				
5- 1	0- 1	1- 0	AWAY	2- 0	2- 0	0- 0				
0- 0	0- 0	0- 0	NEUTRAL	0- 0	0- 0	0- 0				

RPI	S	Opponent	Score	RPI	S	Opponent	Score	RPI	S	Opponent	Score	RPI	S	Opponent	Score
1	H	UConn	60 78	37	A	Cal i forn i a	82 46	55	A	Okl ahoma St.	72 87	131	A	Col orado	93 55
7	H	Oregon	61 70	37	H	Cal i forn i a	60 52	73	A	Fordham	67 30	168	A	Washi ngton	86 69
8	H	Bayl or	82 68	39	N	Creighton	72 63	83	A	Washi ngton St.	79 71	201	H	UC Santa Barbara	74 44
12	A	Stanford	65 76	49	H	Southern Cal i forn i a	59 46	85	A	Utah	81 74	242	H	UC Ri versi de	68 48
12	H	Stanford	64 53	50	H	Oregon St.	84 49	88	N	Kansas St.	64 55	248	H	San Jose St.	129 69
								95	A	Seton Hall	77 68	260	H	Presbyteri an	76 40

LAST 12 Di vi si on I GAMES:															
				49	H	Southern Cal i forn i a	59 46	85	A	Utah	81 74				
				83	A	Washington St.	79 71	7	H	Oregon	61 70				
				168	A	Washington	86 69	50	H	Oregon St.	84 49				
				12	H	Stanford	64 53	37	A	Cal i forn i a	82 46				
				37	H	Cal i forn i a	60 52	12	A	Stanford	65 76				
				131	A	Col orado	93 55	73	A	Fordham	67 30				

Non-Di v I Games:

UCLA

Average RPI	Win:	79	WON-LOST	WINNING	LAST 10	STRENGTH OF	OPP. STRENGTH	TEAM	ADJ.	CONF.	ADJ CONF.
Average RPI	Loss:	0	RECORD	PCT. RANK	GAMES	SCHEDULE	OF SCHEDULE	RPI	RPI	RPI	RPI
DIV. I ONLY		22- 0	1	10- 0	3	1	1	1	1	8	8
DIV. I NON-CONF.		12- 0	1	2- 0	1	1	1	1	1	7	7

TOTALS	RPI 1-25		RPI 26-50		W-L RECORDS	RPI 51-100		RPI 101-999		RPI 201+	
22- 0	7- 0		5- 0		OVERALL	3- 0		7- 0		1- 0	
8- 0	2- 0		2- 0		HOME	1- 0		3- 0		0- 0	
10- 0	4- 0		2- 0		AWAY	0- 0		4- 0		1- 0	
4- 0	1- 0		1- 0		NEUTRAL	2- 0		0- 0		0- 0	
12- 0	7- 0		2- 0		NON-CONFERENCE	2- 0		1- 0		0- 0	
3- 0	2- 0		1- 0		HOME	0- 0		0- 0		0- 0	
5- 0	4- 0		0- 0		AWAY	0- 0		1- 0		0- 0	
4- 0	1- 0		1- 0		NEUTRAL	2- 0		0- 0		0- 0	
10- 0	0- 0		3- 0		CONFERENCE	1- 0		6- 0		1- 0	
5- 0	0- 0		1- 0		HOME	1- 0		3- 0		0- 0	
5- 0	0- 0		2- 0		AWAY	0- 0		3- 0		1- 0	
0- 0	0- 0		0- 0		NEUTRAL	0- 0		0- 0		0- 0	

RPI	S	Opponent	Score	RPI	S	Opponent	Score	RPI	S	Opponent	Score	RPI	S	Opponent	Score
2	H	Notre Dame	80 71	27	A	South Fla.	100 49	51	N	Duquesne	104 52	143	H	Cincinnati	106 65
10	A	UCLA	78 60	30	N	Oklahoma	88 64	59	N	Michigan St.	96 62	170	H	Tulsa	78 60
11	A	Texas	75 71	37	H	Califonia	82 47	98	H	Tulane	98 45	174	A	Temple	113 57
12	N	Stanford	78 53	43	A	Houston	95 35					177	A	Memphis	93 36
17	H	Maryland	97 72	47	H	UCF	80 44					177	H	Memphis	97 49
23	A	South Carolina	83 58									188	A	Nevada	88 57
24	A	DePaul	103 69									218	A	East Carolina	96 35

LAST 12 Division I GAMES:															
143	H	Cincinnati	106 65	11	A	Texas	75 71	43	A	Houston	95 35	47	H	UCF	80 44
23	A	South Carolina	83 58	27	A	South Fla.	100 49	218	A	East Carolina	96 35	177	H	Memphis	97 49
98	H	Tulane	98 45												
174	A	Memphis	93 36												
174	A	Temple	113 57												
170	H	Tulsa	78 60												

Non-Div I Games:

UConn

UMBC		Average RPI Win: 331	WON-LOST RECORD	WINNING PCT. RANK	LAST 10 GAMES	STRENGTH OF SCHEDULE	OPP. STRENGTH OF SCHEDULE	TEAM RPI	ADJ. RPI	CONF. RPI	ADJ CONF. RPI
Average RPI Loss: 174											
DIV. I ONLY		2- 20	339	2- 8	199	254	331	331	20	20	
DIV. I NON-CONF.		0- 12	337	0- 2	234	264	341	341	24	24	

TOTALS	RPI 1-25		RPI 26-50		W-L RECORDS		RPI 51-100		RPI 101-999		RPI 201+
2- 20	0- 0		0- 1		OVERALL		0- 6		2- 13		2- 8
1- 8	0- 0		0- 0		HOME		0- 3		1- 5		1- 3
1- 10	0- 0		0- 1		AWAY		0- 3		1- 6		1- 3
0- 2	0- 0		0- 0		NEUTRAL		0- 0		0- 2		0- 2
0- 12	0- 0		0- 1		NON-CONFERENCE		0- 3		0- 8		0- 6
0- 4	0- 0		0- 0		HOME		0- 1		0- 3		0- 1
0- 6	0- 0		0- 1		AWAY		0- 2		0- 3		0- 3
0- 2	0- 0		0- 0		NEUTRAL		0- 0		0- 2		0- 2
2- 8	0- 0		0- 0		CONFERENCE		0- 3		2- 5		2- 2
1- 4	0- 0		0- 0		HOME		0- 2		1- 2		1- 2
1- 4	0- 0		0- 0		AWAY		0- 1		1- 3		1- 0
0- 0	0- 0		0- 0		NEUTRAL		0- 0		0- 0		0- 0

RPI 1-25				RPI 26-50				RPI 51-100				RPI 101+				Team's RPI: 331
RPI	S	Opponent	Score	RPI	S	Opponent	Score	RPI	S	Opponent	Score	RPI	S	Opponent	Score	
				48	A	Princeton	40 77	66	H	Albany (NY)	75 78	160	A	New Hampshire	51 56	
								67	H	American	48 61	164	A	Binghamton	51 81	
								73	A	Fordham	46 55	165	A	Hartford	54 65	
								81	A	Maine	36 69	190	H	Columbia	44 60	
								81	H	Maine	50 64	195	H	Denver	48 70	
								97	A	George Mason	38 58	204	H	Stony Brook	44 69	
												228	A	Hofstra	55 71	
												239	N	St. Bonaventure	54 63	
												264	H	LIU Brooklyn	52 66	
												268	N	North Dakota St.	53 67	
												269	A	Towson	64 95	
												305	A	UMES	43 66	
												315	A	Vermont	52 51	
												315	H	Vermont	58 72	
												347	H	UMass Lowell	66 54	

LAST 12 Division I GAMES:																
				315	A	Vermont	52 51	347	H	UMass Lowell	66 54					
				204	H	Stony Brook	44 69	81	H	Maine	50 64					
				81	A	Maine	36 69	315	H	Vermont	58 72					
				164	A	Binghamton	51 81	160	A	New Hampshire	51 56					
				66	H	Albany (NY)	75 78	48	A	Princeton	40 77					
				165	A	Hartford	54 65	305	A	UMES	43 66					

Non-Div I Games: Gettysburg 72 45

UMBC

■ Loss,
 ■ Non-Conf,
 ■ S Site,
 ■ Home
 ■ A Away
 N Neutral

UMES				Through Games Of Feb. 4, 2018							
Average RPI Win:		317	WON-LOST RECORD	WINNING PCT. RANK	LAST 10 GAMES	STRENGTH OF SCHEDULE	OPP. STRENGTH OF SCHEDULE	TEAM RPI	ADJ. RPI	CONF. RPI	ADJ CONF. RPI
Average RPI Loss:		172									
DIV. I ONLY		4- 14	308	3- 7	228	307	305	305	31	31	
DIV. I NON-CONF.		1- 8	313	1- 2	98	150	280	280	31	31	

TOTALS		RPI 1-25	RPI 26-50		W-L RECORDS		RPI 51-100	RPI 101-999	RPI 201+		
4- 14		0- 1	0- 1		OVERALL		0- 2	4- 10	4- 6		
3- 4		0- 0	0- 0		HOME		0- 0	3- 4	3- 2		
1- 9		0- 1	0- 1		AWAY		0- 2	1- 5	1- 4		
0- 1		0- 0	0- 0		NEUTRAL		0- 0	0- 1	0- 0		
1- 8		0- 1	0- 1		NON-CONFERENCE		0- 2	1- 4	1- 2		
1- 1		0- 0	0- 0		HOME		0- 0	1- 1	1- 1		
0- 6		0- 1	0- 1		AWAY		0- 2	0- 2	0- 1		
0- 1		0- 0	0- 0		NEUTRAL		0- 0	0- 1	0- 0		
3- 6		0- 0	0- 0		CONFERENCE		0- 0	3- 6	3- 4		
2- 3		0- 0	0- 0		HOME		0- 0	2- 3	2- 1		
1- 3		0- 0	0- 0		AWAY		0- 0	1- 3	1- 3		
0- 0		0- 0	0- 0		NEUTRAL		0- 0	0- 0	0- 0		

RPI 1-25				RPI 26-50				RPI 51-100				RPI 101+ Team's RPI: 305			
RPI	S	Opponent	Score	RPI	S	Opponent	Score	RPI	S	Opponent	Score	RPI	S	Opponent	Score
21	A	Buffalo	41 76	38	A	Syracuse	45 68	64	A	Virginia Tech	52 90	102	A	Wake Forest	50 92
								97	A	George Mason	68 82	145	H	Bethune-Cookman	48 55
												164	N	Binghamton	51 68
												185	H	Hampton	65 70
												218	A	East Carolina	54 64
												222	H	N. C. A&T	45 57
												259	H	Howard	58 52
												263	A	Morgan St.	50 63
												275	H	Mt. St. Mary's	63 66
												291	A	Coppin St.	63 69
												326	A	South Carolina St.	51 54
												331	H	UMBC	66 43
												333	H	N. C. Central	84 73
												343	A	Savannah St.	68 56

LAST 12 Division I GAMES:															
291	A	Coppin St.	63 69	145	H	Bethune-Cookman	48 55								
259	H	Howard	58 52	185	H	Hampton	65 70								
333	H	N. C. Central	84 73	263	A	Morgan St.	50 63								
222	H	N. C. A&T	45 57	218	A	East Carolina	54 64								
326	A	South Carolina St.	51 54	331	H	UMBC	66 43								
343	A	Savannah St.	68 56	275	H	Mt. St. Mary's	63 66								

Non-Div I Games: Wesley 97 30 Alas. Anchorage 59 69 Valley Forge 92 38

UMES

Loss, Non-Conf, S Site, H Home A Away N Neutral

UMKC				Through Games Of Feb. 4, 2018							
Average RPI Win:		255	WON-LOST RECORD	WINNING PCT. RANK	LAST 10 GAMES	STRENGTH OF SCHEDULE	OPP. STRENGTH OF SCHEDULE	TEAM RPI	ADJ. RPI	CONF. RPI	ADJ CONF. RPI
Average RPI Loss:		173									
DIV. I ONLY		5- 15	294	4- 5	164	280	257	257	30	30	
DIV. I NON-CONF.		1- 11	331	1- 2	143	111	290	290	30	30	
<hr/>											
TOTALS		RPI 1-25	RPI 26-50		W-L RECORDS		RPI 51-100	RPI 101-999	RPI 201+		
5- 15		0- 0	0- 1		OVERALL		0- 1	5- 13	4- 6		
1- 6		0- 0	0- 1		HOME		0- 0	1- 5	1- 4		
3- 9		0- 0	0- 0		AWAY		0- 1	3- 8	3- 2		
1- 0		0- 0	0- 0		NEUTRAL		0- 0	1- 0	0- 0		
1- 11		0- 0	0- 1		NON-CONFERENCE		0- 1	1- 9	0- 2		
0- 3		0- 0	0- 1		HOME		0- 0	0- 2	0- 1		
0- 8		0- 0	0- 0		AWAY		0- 1	0- 7	0- 1		
1- 0		0- 0	0- 0		NEUTRAL		0- 0	1- 0	0- 0		
4- 4		0- 0	0- 0		CONFERENCE		0- 0	4- 4	4- 4		
1- 3		0- 0	0- 0		HOME		0- 0	1- 3	1- 3		
3- 1		0- 0	0- 0		AWAY		0- 0	3- 1	3- 1		
0- 0		0- 0	0- 0		NEUTRAL		0- 0	0- 0	0- 0		

RPI 1-25				RPI 26-50				RPI 51-100				RPI 101+ Team's RPI: 257			
RPI	S	Opponent	Score	RPI	S	Opponent	Score	RPI	S	Opponent	Score	RPI	S	Opponent	Score
				32	H	Northern Colo.	73 88	57	A	Nebraska	60 80	104	A	Western Ill.	71 90
												115	A	Iowa St.	45 61
												136	A	Kansas	48 63
												154	A	Wichita St.	63 72
												156	N	Stetson	67 50
												170	A	Tulsa	52 76
												179	A	Fla. Atlantic	55 65
												195	H	Denver	68 77
												205	H	Oral Roberts	73 76
												206	H	Seattle U	58 62
												234	A	New Mexico St.	62 70
												238	A	CSU Bakersfield	60 58
												238	H	CSU Bakersfield	62 76
												267	A	Illinois St.	53 64
												280	A	Grand Canyon	62 59
												280	H	Grand Canyon	84 82
												306	H	Utah Valley	59 66
												319	A	UTRGV	54 52
<hr/>															
LAST 12 Division I GAMES:															
				238	H	CSU Bakersfield	62 76	306	H	Utah Valley	59 66				
				280	H	Grand Canyon	84 82	319	A	UTRGV	54 52				
				234	A	New Mexico St.	62 70	179	A	Fla. Atlantic	55 65				
				280	A	Grand Canyon	62 59	156	N	Stetson	67 50				
				238	A	CSU Bakersfield	60 58	195	H	Denver	68 77				
				206	H	Seattle U	58 62	32	H	Northern Colo.	73 88				

Non-Div I Games: Lincoln (MO) 98 41 Harris-Stowe 114 59 Cent. Christian Bib90 10

UMKC

Loss, Non-Conf, S Site, H Home A Away N Neutral

Average RPI Win:	266	WON-LOST	WINNING	LAST 10	STRENGTH OF	OPP. STRENGTH	TEAM	ADJ.	CONF.	ADJ CONF.
Average RPI Loss:	232	RECORD	PCT. RANK	GAMES	SCHEDULE	OF SCHEDULE	RPI	RPI	RPI	RPI
DIV. I ONLY	2- 19	338	0- 10	329	337	347	347	20	20	
DIV. I NON-CONF.	2- 10	300	0- 3	348	346	348	348	24	24	

TOTALS	RPI 1-25	RPI 26-50	W-L RECORDS	RPI 51-100	RPI 101-999	RPI 201+				
2- 19	0- 0	0- 0	OVERALL	0- 2	2- 17	1- 13				
1- 8	0- 0	0- 0	HOME	0- 2	1- 6	0- 4				
1- 11	0- 0	0- 0	AWAY	0- 0	1- 11	1- 9				
0- 0	0- 0	0- 0	NEUTRAL	0- 0	0- 0	0- 0				
2- 10	0- 0	0- 0	NON-CONFERENCE	0- 0	2- 10	1- 10				
1- 4	0- 0	0- 0	HOME	0- 0	1- 4	0- 4				
1- 6	0- 0	0- 0	AWAY	0- 0	1- 6	1- 6				
0- 0	0- 0	0- 0	NEUTRAL	0- 0	0- 0	0- 0				
0- 9	0- 0	0- 0	CONFERENCE	0- 2	0- 7	0- 3				
0- 4	0- 0	0- 0	HOME	0- 2	0- 2	0- 0				
0- 5	0- 0	0- 0	AWAY	0- 0	0- 5	0- 3				
0- 0	0- 0	0- 0	NEUTRAL	0- 0	0- 0	0- 0				

RPI 1-25				RPI 26-50				RPI 51-100				RPI 101+				Team's RPI: 347
RPI	S	Opponent	Score	RPI	S	Opponent	Score	RPI	S	Opponent	Score	RPI	S	Opponent	Score	
								66	H	Albany (NY)	52 61	160	A	New Hampshire	45 66	
								81	H	Maine	51 69	164	H	Binghamton	46 76	
												165	A	Hartford	56 78	
												165	H	Hartford	42 81	
												190	H	Columbia	77 70	
												204	A	Stony Brook	50 59	
												220	A	Texas Tech	65 93	
												240	H	Holy Cross	56 84	
												253	A	Fairfield	67 78	
												258	A	Fairleigh Dickinson	51 60	
												263	H	Morgan St.	59 65	
												272	H	Cornell	53 71	
												274	A	Colgate	64 84	
												289	H	Massachusetts	63 73	
												315	A	Vermont	55 63	
												331	A	UMBC	54 66	
												332	A	Rhode Island	64 81	
												342	A	Saint Peter's	66 60	
												349	A	Longwood	82 84	
LAST 12 Division I GAMES:																
				81	H	Maine	51 69	331	A	UMBC	54 66					
				165	A	Hartford	56 78	165	H	Hartford	42 81					
				204	A	Stony Brook	50 59	315	A	Vermont	55 63					
				164	H	Binghamton	46 76	272	H	Cornell	53 71					
				66	H	Albany (NY)	52 61	263	H	Morgan St.	59 65					
				160	A	New Hampshire	45 66	289	H	Massachusetts	63 73					

Non-Div I Games: Fisher 102 47

UMass Lowell

Average RPI Win:	265	WON-LOST	WINNING	LAST 10	STRENGTH OF	OPP. STRENGTH	TEAM	ADJ.	CONF.	ADJ CONF.
Average RPI Loss:	172	RECORD	PCT. RANK	GAMES	SCHEDULE	OF SCHEDULE	RPI	RPI	RPI	RPI

DIV. I ONLY	10- 10	172	8- 2	312	264	244	244	28	28
DIV. I NON-CONF.	2- 8	290	1- 1	283	159	309	309	28	28
TOTALS	RPI 1-25	RPI 26-50	W-L RECORDS	RPI 51-100	RPI 101-999	RPI 201+			
10- 10	0- 1	0- 0	OVERALL	0- 1	10- 8	8- 3			
4- 6	0- 0	0- 0	HOME	0- 1	4- 5	3- 1			
6- 4	0- 1	0- 0	AWAY	0- 0	6- 3	5- 2			
0- 0	0- 0	0- 0	NEUTRAL	0- 0	0- 0	0- 0			
2- 8	0- 1	0- 0	NON-CONFERENCE	0- 1	2- 6	2- 2			
1- 4	0- 0	0- 0	HOME	0- 1	1- 3	1- 0			
1- 4	0- 1	0- 0	AWAY	0- 0	1- 3	1- 2			
0- 0	0- 0	0- 0	NEUTRAL	0- 0	0- 0	0- 0			
8- 2	0- 0	0- 0	CONFERENCE	0- 0	8- 2	6- 1			
3- 2	0- 0	0- 0	HOME	0- 0	3- 2	2- 1			
5- 0	0- 0	0- 0	AWAY	0- 0	5- 0	4- 0			
0- 0	0- 0	0- 0	NEUTRAL	0- 0	0- 0	0- 0			

RPI S Opponent Score	RPI S Opponent Score	RPI S Opponent Score	RPI S Opponent Score
18 A NC State 55 87		58 H Mercer 56 67	Team's RPI: 244
		108 H Liberty 48 41	
		129 H Middle Tenn. 57 72	
		148 H High Point 45 58	
		152 A Davidson 50 58	
		172 A Radford 67 56	
		176 H Charlotte 47 51	
		187 H Furman 63 71	
		217 A Gardner-Webb 61 60	
		241 A Campbell 60 52	
		260 H Presbyterian 74 76	
		270 A Wofford 68 70	
		271 H Appalachian St. 69 60	
		297 A USC Upstate 76 70	
		316 A Charleston So. 78 61	
		324 A Western Caro. 52 62	
		339 A Winthrop 70 48	
		339 H Winthrop 63 51	
		349 H Longwood 82 52	
LAST 12 Division I GAMES:			
339 H Winthrop 63 51	349 H Longwood 82 52		
217 A Gardner-Webb 61 60	172 A Radford 67 56		
260 H Presbyterian 74 76	148 H High Point 45 58		
316 A Charleston So. 78 61	241 A Campbell 60 52		
339 A Winthrop 70 48	187 H Furman 63 71		
108 H Liberty 48 41	271 H Appalachian St. 69 60		

Non-Div I Games: Warren Wilson 100 53

UNC Asheville

Average RPI Win:	252	WON-LOST	WINNING	LAST 10	STRENGTH OF	OPP. STRENGTH	TEAM	ADJ.	CONF.	ADJ CONF.
Average RPI Loss:	154	RECORD	PCT. RANK	GAMES	SCHEDULE	OF SCHEDULE	RPI	RPI	RPI	RPI
DIV. I ONLY	7- 13	256	4- 5	168	234	231	231	17	17	
DIV. I NON-CONF.	3- 8	268	1- 1	223	316	266	266	16	16	

TOTALS	RPI 1-25	RPI 26-50	W-L RECORDS	RPI 51-100	RPI 101-999	RPI 201+				
7- 13	0- 1	0- 1	OVERALL	0- 3	7- 8	5- 4				
4- 4	0- 0	0- 0	HOME	0- 1	4- 3	2- 2				
3- 9	0- 1	0- 1	AWAY	0- 2	3- 5	3- 2				
0- 0	0- 0	0- 0	NEUTRAL	0- 0	0- 0	0- 0				
3- 8	0- 1	0- 1	NON-CONFERENCE	0- 0	3- 6	3- 4				
1- 3	0- 0	0- 0	HOME	0- 0	1- 3	1- 2				
2- 5	0- 1	0- 1	AWAY	0- 0	2- 3	2- 2				
0- 0	0- 0	0- 0	NEUTRAL	0- 0	0- 0	0- 0				
4- 5	0- 0	0- 0	CONFERENCE	0- 3	4- 2	2- 0				
3- 1	0- 0	0- 0	HOME	0- 1	3- 0	1- 0				
1- 4	0- 0	0- 0	AWAY	0- 2	1- 2	1- 0				
0- 0	0- 0	0- 0	NEUTRAL	0- 0	0- 0	0- 0				

RPI 1-25				RPI 26-50				RPI 51-100				RPI 101+ Team's RPI: 231			
RPI	S	Opponent	Score	RPI	S	Opponent	Score	RPI	S	Opponent	Score	RPI	S	Opponent	Score
19	A	Duke	54 85	29	A	Virginia	50 68	58	A	Mercer	57 80	141	A	ETSU	52 60
								92	A	Chattanooga	42 49	141	H	ETSU	65 61
								92	H	Chattanooga	57 73	148	H	High Point	72 81
												167	A	Samford	48 56
												172	A	Radford	53 56
												187	H	Furman	76 74
												223	A	Norfolk St.	63 64
												241	H	Campbell	61 72
												260	A	Presbyterian	64 57
												270	H	Wofford	66 51
												279	A	Coastal Caro.	60 54
												300	H	VCU	74 61
												307	H	Murray St.	52 63
												309	A	Eastern Ky.	59 70
												324	A	Western Caro.	88 67
LAST 12 Division I GAMES:															
				92	H	Chattanooga	57 73	270	H	Wofford	66 51				
				141	H	ETSU	65 61	141	A	ETSU	52 60				
				324	A	Western Caro.	88 67	92	A	Chattanooga	42 49				
				167	A	Samford	48 56	148	H	High Point	72 81				
				58	A	Mercer	57 80	260	A	Presbyterian	64 57				
				187	H	Furman	76 74	223	A	Norfolk St.	63 64				

Non-Div I Games: Greensboro 82 34 Tusculum 69 71 Lees-McRae 78 62 Southern Wesleyan 96 35
UNCG

UNCW				Average RPI Win: 278		WON-LOST RECORD		WINNING PCT. RANK		LAST 10 GAMES		STRENGTH OF SCHEDULE		OPP. STRENGTH OF SCHEDULE		TEAM RPI		ADJ. RPI		CONF. RPI		ADJ CONF. RPI	
Average RPI Loss: 147																							
DIV. I ONLY				6- 14		278		1- 9		202		205		265		265		10		10			
DIV. I NON-CONF.				5- 4		146		1- 0		331		265		231		231		12		12			
TOTALS				RPI 1-25		RPI 26-50		W-L RECORDS		RPI 51-100		RPI 101-999		RPI 201+									
6- 14				0- 0		0- 0		OVERALL		0- 4		6- 10		6- 3									
4- 5				0- 0		0- 0		HOME		0- 1		4- 4		4- 1									
2- 9				0- 0		0- 0		AWAY		0- 3		2- 6		2- 2									
0- 0				0- 0		0- 0		NEUTRAL		0- 0		0- 0		0- 0									
5- 4				0- 0		0- 0		NON-CONFERENCE		0- 1		5- 3		5- 1									
4- 0				0- 0		0- 0		HOME		0- 0		4- 0		4- 0									
1- 4				0- 0		0- 0		AWAY		0- 1		1- 3		1- 1									
0- 0				0- 0		0- 0		NEUTRAL		0- 0		0- 0		0- 0									
1- 10				0- 0		0- 0		CONFERENCE		0- 3		1- 7		1- 2									
0- 5				0- 0		0- 0		HOME		0- 1		0- 4		0- 1									
1- 5				0- 0		0- 0		AWAY		0- 2		1- 3		1- 1									
0- 0				0- 0		0- 0		NEUTRAL		0- 0		0- 0		0- 0									

RPI 1-25				RPI 26-50				RPI 51-100				RPI 101+				Team's RPI: 265	
RPI	S	Opponent	Score	RPI	S	Opponent	Score	RPI	S	Opponent	Score	RPI	S	Opponent	Score		
								56	A	Drexel	42 68	127	A	Delaware	62 80		
								69	A	Elon	67 75	127	H	Delaware	49 82		
								82	H	James Madison	48 63	133	A	Northeastern	39 56		
								91	A	North Carolina	60 86	133	H	Northeastern	47 54		
												137	H	William & Mary	53 66		
												144	A	Pittsburgh	55 74		
												187	A	Furman	71 76		
												218	H	East Carolina	66 62		
												228	A	Hofstra	59 55		
												228	H	Hofstra	61 69		
												269	A	Towson	71 72		
												270	A	Wofford	65 60		
												279	A	Coastal Caro.	41 57		
												300	H	VCU	83 67		
												317	H	Georgia St.	74 62		
												333	H	N. C. Central	89 63		
LAST 12 Division I GAMES:																	
				228	A	Hofstra	59 55	269	A	Towson	71 72						
				133	A	Northeastern	39 56	228	H	Hofstra	61 69						
				127	A	Delaware	62 80	133	H	Northeastern	47 54						
				82	H	James Madison	48 63	137	H	William & Mary	53 66						
				127	H	Delaware	49 82	69	A	Elon	67 75						
				56	A	Drexel	42 68	317	H	Georgia St.	74 62						

Non-Div I Games: Catawba 74 59 UNC Pembroke 73 64

UNCW

UNI				Through Games Of Feb. 4, 2018																
Average RPI Win:		211	WON-LOST		WINNING		LAST 10		STRENGTH OF		OPP. STRENGTH		TEAM		ADJ.		CONF.		ADJ CONF.	
Average RPI Loss:		97	RECORD		PCT. RANK		GAMES		SCHEDULE		OF SCHEDULE		RPI		RPI		RPI		RPI	
DIV. I ONLY			10- 11		193		6- 4		148		109		153		153		24		24	
DIV. I NON-CONF.			3- 7		254		1- 0		41		4		129		129		22		22	
TOTALS		RPI 1-25		RPI 26-50		W-L RECORDS		RPI 51-100		RPI 101-999		RPI 201+								
10- 11		0- 1		0- 3		OVERALL		2- 2		8- 5		6- 1								
6- 3		0- 1		0- 0		HOME		0- 1		6- 1		4- 0								
3- 8		0- 0		0- 3		AWAY		1- 1		2- 4		2- 1								
1- 0		0- 0		0- 0		NEUTRAL		1- 0		0- 0		0- 0								
3- 7		0- 1		0- 3		NON-CONFERENCE		2- 1		1- 2		0- 1								
1- 2		0- 1		0- 0		HOME		0- 1		1- 0		0- 0								
1- 5		0- 0		0- 3		AWAY		1- 0		0- 2		0- 1								
1- 0		0- 0		0- 0		NEUTRAL		1- 0		0- 0		0- 0								
7- 4		0- 0		0- 0		CONFERENCE		0- 1		7- 3		6- 0								
5- 1		0- 0		0- 0		HOME		0- 0		5- 1		4- 0								
2- 3		0- 0		0- 0		AWAY		0- 1		2- 2		2- 0								
0- 0		0- 0		0- 0		NEUTRAL		0- 0		0- 0		0- 0								

RPI 1-25				RPI 26-50				RPI 51-100				RPI 101+ Team's RPI: 153			
RPI	S	Opponent	Score	RPI	S	Opponent	Score	RPI	S	Opponent	Score	RPI	S	Opponent	Score
22	H	Iowa	47 71	39	A	Creighton	78 89	63	H	IUPUI	48 54	115	H	Iowa St.	57 53
				41	A	South Dakota St.	47 57	76	N	Wyoming	55 40	117	A	Missouri St.	52 62
				47	A	UCF	43 53	86	A	Drake	64 81	117	H	Missouri St.	52 57
								88	A	Kansas St.	72 71	140	A	Southern Ill.	53 60
												140	H	Southern Ill.	71 63
												158	A	North Dakota	72 80
												233	A	Omaha	74 78
												245	A	Bradley	51 40
												255	H	Indiana St.	59 53
												267	A	Illinois St.	58 36
												288	H	Valparaiso	77 56
												292	H	Loyola Chicago	70 41
												348	H	Evansville	65 41
LAST 12 Division I GAMES:															
140	H	Southern Ill.	71 63	348	H	Evansville	65 41								
117	H	Missouri St.	52 57	117	A	Missouri St.	52 62								
267	A	Illinois St.	58 36	140	A	Southern Ill.	53 60								
245	A	Bradley	51 40	288	H	Valparaiso	77 56								
86	A	Drake	64 81	292	H	Loyola Chicago	70 41								
255	H	Indiana St.	59 53	88	A	Kansas St.	72 71								

Non-Div I Games: Wis.-Parkside 92 62

UNI

UNLV					Through Games Of Feb. 4, 2018									
Average RPI Win:		200	WON-LOST		WINNING	LAST 10		STRENGTH OF		OPP. STRENGTH	TEAM	ADJ.	CONF.	ADJ CONF.
Average RPI Loss:		88	RECORD		PCT. RANK	GAMES		SCHEDULE		OF SCHEDULE	RPI	RPI	RPI	RPI
DIV. I ONLY			13- 8	110	8- 2	78	122	99	99	16	16			
DIV. I NON-CONF.			5- 6	187	0- 2	9	74	99	99	14	14			

TOTALS		RPI 1-25		RPI 26-50		W-L RECORDS		RPI 51-100		RPI 101-999		RPI 201+		
13- 8		0- 3		1- 1		OVERALL		1- 1		11- 3		7- 1		
8- 4		0- 1		0- 1		HOME		0- 1		8- 1		4- 0		
5- 2		0- 1		1- 0		AWAY		1- 0		3- 1		3- 0		
0- 2		0- 1		0- 0		NEUTRAL		0- 0		0- 1		0- 1		
5- 6		0- 3		1- 1		NON-CONFERENCE		0- 1		4- 1		2- 1		
4- 3		0- 1		0- 1		HOME		0- 1		4- 0		2- 0		
1- 1		0- 1		1- 0		AWAY		0- 0		0- 0		0- 0		
0- 2		0- 1		0- 0		NEUTRAL		0- 0		0- 1		0- 1		
8- 2		0- 0		0- 0		CONFERENCE		1- 0		7- 2		5- 0		
4- 1		0- 0		0- 0		HOME		0- 0		4- 1		2- 0		
4- 1		0- 0		0- 0		AWAY		1- 0		3- 1		3- 0		
0- 0		0- 0		0- 0		NEUTRAL		0- 0		0- 0		0- 0		

RPI 1-25				RPI 26-50				RPI 51-100				Team's RPI: 99				RPI 101+			
RPI	S	Opponent	Score	RPI	S	Opponent	Score	RPI	S	Opponent	Score	RPI	S	Opponent	Score	RPI	S	Opponent	Score
3	H	Mississippi St.	63 103	38	H	Syracuse	55 69	53	H	Minnesota	72 79	110	H	Colorado St.	56 52				
12	A	Stanford	33 74	42	A	Gonzaga	52 50	78	A	New Mexico	68 66	146	H	Fresno St.	72 74				
21	N	Buffalo	53 80									155	H	Portland St.	88 80				
												175	H	UC Irvine	73 54				
												191	A	Boise St.	60 69				
												191	H	Boise St.	77 54				
												228	H	Hofstra	68 52				
												242	N	UC Riverside	88 95				
												248	A	San Jose St.	80 53				
												248	H	San Jose St.	79 60				
												249	A	San Diego St.	75 64				
												280	H	Grand Canyon	76 47				
												287	A	Utah St.	63 54				
												310	H	Air Force	69 57				
LAST 12 Division I GAMES:																			
191	H	Boise St.	77 54	310	H	Air Force	69 57												
248	A	San Jose St.	80 53	287	A	Utah St.	63 54												
249	A	San Diego St.	75 64	248	H	San Jose St.	79 60												
146	H	Fresno St.	72 74	191	A	Boise St.	60 69												
110	H	Colorado St.	56 52	38	H	Syracuse	55 69												
78	A	New Mexico	68 66	3	H	Mississippi St.	63 103												

Non-Div I Games:

UNLV

Average RPI Win:	319	WON-LOST	WINNING	LAST 10	STRENGTH OF	OPP. STRENGTH	TEAM	ADJ.	CONF.	ADJ CONF.
Average RPI Loss:	177	RECORD	PCT. RANK	GAMES	SCHEDULE	OF SCHEDULE	RPI	RPI	RPI	RPI
DIV. I ONLY	5- 15	294	4- 5	251	322	297	297	22	22	
DIV. I NON-CONF.	2- 10	300	1- 2	203	335	330	330	21	21	

TOTALS	RPI 1-25	RPI 26-50	W-L RECORDS	RPI 51-100	RPI 101-999	RPI 201+				
5- 15	0- 0	0- 1	OVERALL	0- 2	5- 12	5- 8				
3- 6	0- 0	0- 0	HOME	0- 0	3- 6	3- 4				
2- 9	0- 0	0- 1	AWAY	0- 2	2- 6	2- 4				
0- 0	0- 0	0- 0	NEUTRAL	0- 0	0- 0	0- 0				
2- 10	0- 0	0- 0	NON-CONFERENCE	0- 2	2- 8	2- 6				
2- 4	0- 0	0- 0	HOME	0- 0	2- 4	2- 3				
0- 6	0- 0	0- 0	AWAY	0- 2	0- 4	0- 3				
0- 0	0- 0	0- 0	NEUTRAL	0- 0	0- 0	0- 0				
3- 5	0- 0	0- 1	CONFERENCE	0- 0	3- 4	3- 2				
1- 2	0- 0	0- 0	HOME	0- 0	1- 2	1- 1				
2- 3	0- 0	0- 1	AWAY	0- 0	2- 2	2- 1				
0- 0	0- 0	0- 0	NEUTRAL	0- 0	0- 0	0- 0				

RPI 1-25				RPI 26-50				RPI 51-100				RPI 101+ Team's RPI: 297			
RPI	S	Opponent	Score	RPI	S	Opponent	Score	RPI	S	Opponent	Score	RPI	S	Opponent	Score
				36	A	FGCU	60 93					111	H	Jacksonville	45 71
								55	A	Oklahoma St.	71 108	137	A	William & Mary	63 83
								64	A	Virginia Tech	56 87	156	A	Stetson	61 62
												187	H	Furman	59 80
												217	A	Gardner-Webb	39 60
												218	A	East Carolina	53 66
												233	H	Omaha	66 69
												236	H	North Florida	61 65
												241	A	Campbell	49 69
												244	H	UNC Asheville	70 76
												260	H	Presbyterian	69 83
												262	A	Lipscomb	78 97
												296	A	Kennesaw St.	70 64
												296	H	Kennesaw St.	65 61
												326	H	South Carolina St.	63 44
												333	H	N.C. Central	66 61
												344	A	NJIT	95 57
LAST 12 Division I GAMES:															
				296	A	Kennesaw St.	70 64					156	A	Stetson	61 62
				262	A	Lipscomb	78 97					344	A	NJIT	95 57
				296	H	Kennesaw St.	65 61					333	H	N.C. Central	66 61
				111	H	Jacksonville	45 71					55	A	Oklahoma St.	71 108
				236	H	North Florida	61 65					244	H	UNC Asheville	70 76
				36	A	FGCU	60 93					326	H	South Carolina St.	63 44

Non-Div I Games: Brevard 109 39 Converse 71 51 Bob Jones 79 45

USC Upstate

Loss, Non-Conf, S Site, H Home A Away N Neutral

Average RPI		Win: 242	WON-LOST RECORD	WINNING PCT. RANK	LAST 10 GAMES	STRENGTH OF SCHEDULE	OPP. STRENGTH OF SCHEDULE	TEAM RPI	ADJ. RPI	CONF. RPI	ADJ CONF. RPI
Loss: 141			13- 10	136	6- 4	293	149	198	198	23	23
DIV. I ONLY											
DIV. I NON-CONF.			6- 5	153	0- 0	213	41	153	153	23	23
TOTALS		RPI 1-25		RPI 26-50		W-L RECORDS	RPI 51-100	RPI 101-999		RPI 201+	
13- 10	0- 0			0- 1		OVERALL	0- 4	13- 5		9- 3	
10- 2	0- 0			0- 1		HOME	0- 0	10- 1		6- 0	
3- 8	0- 0			0- 0		AWAY	0- 4	3- 4		3- 3	
0- 0	0- 0			0- 0		NEUTRAL	0- 0	0- 0		0- 0	
6- 5	0- 0			0- 1		NON-CONFERENCE	0- 4	6- 0		4- 0	
5- 1	0- 0			0- 1		HOME	0- 0	5- 0		3- 0	
1- 4	0- 0			0- 0		AWAY	0- 4	1- 0		1- 0	
0- 0	0- 0			0- 0		NEUTRAL	0- 0	0- 0		0- 0	
7- 5	0- 0			0- 0		CONFERENCE	0- 0	7- 5		5- 3	
5- 1	0- 0			0- 0		HOME	0- 0	5- 1		3- 0	
2- 4	0- 0			0- 0		AWAY	0- 0	2- 4		2- 3	
0- 0	0- 0			0- 0		NEUTRAL	0- 0	0- 0		0- 0	

RPI 1-25				RPI 26-50				RPI 51-100				RPI 101+				Team's RPI: 198	
RPI	S	Opponent	Score	RPI	S	Opponent	Score	RPI	S	Opponent	Score	RPI	S	Opponent	Score		
				43	H	Houston	58 62	65	A	Georgia Tech	52 80	101	H	South Ala.	63 76		
								85	A	Utah	41 71	128	A	Little Rock	57 59		
								87	A	Arkansas	57 91	146	H	Fresno St.	67 54		
								88	A	Kansas St.	56 70	150	H	Louisiana	63 61		
												166	H	San Francisco	56 54		
												192	H	Troy	76 57		
												205	H	Oral Roberts	70 46		
												211	A	Arkansas St.	80 85		
												214	H	SMU	58 55		
												271	A	Appalachian St.	64 60		
												271	H	Appalachian St.	49 48		
												279	A	Coastal Caro.	76 89		
												279	H	Coastal Caro.	65 63		
												302	H	Incarnate Word	61 48		
												304	A	UTSA	69 68		
												317	A	Georgia St.	81 76		
												321	A	Ga. Southern	68 73		
												334	H	La.-Monroe	70 61		
LAST 12 Division I GAMES:																	
				279	H	Coastal Caro.	65 63	211	A	Arkansas St.	80 85						
				271	H	Appalachian St.	49 48	128	A	Little Rock	57 59						
				321	A	Ga. Southern	68 73	101	H	South Ala.	63 76						
				317	A	Georgia St.	81 76	192	H	Troy	76 57						
				334	H	La.-Monroe	70 61	271	A	Appalachian St.	64 60						
				150	H	Louisiana	63 61	279	A	Coastal Caro.	76 89						

Non-Div I Games:

UT Arlington

■ Loss, ■ Non-Conf, S Site, H Home A Away N Neutral

Average RPI Win:	288	WON-LOST	WINNING	LAST 10	STRENGTH OF	OPP. STRENGTH	TEAM	ADJ.	CONF.	ADJ CONF.
Average RPI Loss:	132	RECORD	PCT. RANK	GAMES	SCHEDULE	OF SCHEDULE	RPI	RPI	RPI	RPI
DIV. I ONLY	10- 12	204	7- 3	194	277	212	212	26	26	
DIV. I NON-CONF.	2- 8	290	0- 0	102	106	262	262	27	27	

TOTALS	RPI 1-25	RPI 26-50	W-L RECORDS	RPI 51-100	RPI 101-999	RPI 201+				
10- 12	0- 1	0- 1	OVERALL	0- 3	10- 7	9- 3				
6- 3	0- 0	0- 0	HOME	0- 1	6- 2	6- 1				
4- 7	0- 1	0- 1	AWAY	0- 1	4- 4	3- 2				
0- 2	0- 0	0- 0	NEUTRAL	0- 1	0- 1	0- 0				
2- 8	0- 1	0- 1	NON-CONFERENCE	0- 2	2- 4	2- 1				
2- 1	0- 0	0- 0	HOME	0- 0	2- 1	2- 0				
0- 5	0- 1	0- 1	AWAY	0- 1	0- 2	0- 1				
0- 2	0- 0	0- 0	NEUTRAL	0- 1	0- 1	0- 0				
8- 4	0- 0	0- 0	CONFERENCE	0- 1	8- 3	7- 2				
4- 2	0- 0	0- 0	HOME	0- 1	4- 1	4- 1				
4- 2	0- 0	0- 0	AWAY	0- 0	4- 2	3- 1				
0- 0	0- 0	0- 0	NEUTRAL	0- 0	0- 0	0- 0				

RPI 1-25				RPI 26-50				RPI 51-100				RPI 101+ Team's RPI: 212			
RPI	S	Opponent	Score	RPI	S	Opponent	Score	RPI	S	Opponent	Score	RPI	S	Opponent	Score
4	A	Louisville	56 91	35	A	Purdue	58 60	68	H	Belmont	63 65	132	A	SIUE	70 73
								78	N	Saint Mary's (CA)	58 69	140	A	Southern Ill.	72 84
								92	A	Chattanooga	82 87	173	A	Jacksonville St.	61 57
												189	H	Northwestern	63 71
												194	N	Eastern Wash.	58 61
												211	A	Arkansas St.	73 84
												215	H	Morehead St.	76 81
												222	H	N.C. A&T	76 63
												230	A	Austin Peay	62 69
												230	H	Austin Peay	100 66
												307	A	Murray St.	97 80
												307	H	Murray St.	85 67
												309	H	Eastern Ky.	77 49
												324	H	Western Caro.	62 54
												328	A	Tennessee Tech	67 51
												336	H	Tennessee St.	80 68
												346	A	Eastern Ill.	72 44
LAST 12 Division I GAMES:															
307	H	Murray St.	85 67	215	H	Morehead St.	76 81								
230	H	Austin Peay	100 66	309	H	Eastern Ky.	77 49								
328	A	Tennessee Tech	67 51	307	A	Murray St.	97 80								
173	A	Jacksonville St.	61 57	230	A	Austin Peay	62 69								
132	A	SIUE	70 73	68	H	Belmont	63 65								
346	A	Eastern Ill.	72 44	336	H	Tennessee St.	80 68								

Non-Div I Games: Rhodes 90 49 Ala.-Huntsville 104 73

UT Martin

UTEP				Through Games Of Feb. 4, 2018																
Average RPI Win:		234	WON-LOST		WINNING		LAST 10		STRENGTH OF		OPP. STRENGTH		TEAM		ADJ.		CONF.		ADJ CONF.	
Average RPI Loss:		139	RECORD		PCT. RANK		GAMES		SCHEDULE		OF SCHEDULE		RPI		RPI		RPI		RPI	
DIV. I ONLY			14- 8		96		6- 4		170		259		122		122		18		18	
DIV. I NON-CONF.			9- 4		82		2- 1		215		306		115		115		19		19	
TOTALS		RPI 1-25		RPI 26-50		W-L RECORDS		RPI 51-100		RPI 101-999		RPI 201+								
14- 8		0- 0		0- 0		OVERALL		1- 3		13- 5		10- 2								
7- 3		0- 0		0- 0		HOME		1- 2		6- 1		4- 0								
5- 5		0- 0		0- 0		AWAY		0- 1		5- 4		5- 2								
2- 0		0- 0		0- 0		NEUTRAL		0- 0		2- 0		1- 0								
9- 4		0- 0		0- 0		NON-CONFERENCE		1- 2		8- 2		7- 2								
5- 1		0- 0		0- 0		HOME		1- 1		4- 0		4- 0								
2- 3		0- 0		0- 0		AWAY		0- 1		2- 2		2- 2								
2- 0		0- 0		0- 0		NEUTRAL		0- 0		2- 0		1- 0								
5- 4		0- 0		0- 0		CONFERENCE		0- 1		5- 3		3- 0								
2- 2		0- 0		0- 0		HOME		0- 1		2- 1		0- 0								
3- 2		0- 0		0- 0		AWAY		0- 0		3- 2		3- 0								
0- 0		0- 0		0- 0		NEUTRAL		0- 0		0- 0		0- 0								

RPI 1-25				RPI 26-50				RPI 51-100				RPI 101+				Team's RPI: 122	
RPI	S	Opponent	Score	RPI	S	Opponent	Score	RPI	S	Opponent	Score	RPI	S	Opponent	Score		
								75	H	UAB	64	84	107	A	Rice	42	56
								78	H	New Mexico	35	59	129	H	Middle Tenn.	45	54
								87	H	Arkansas	64	61	167	N	Samford	46	33
								98	A	Tulane	56	67	176	H	Charlotte	67	58
													179	A	Fla. Atlantic	66	72
													179	H	Fla. Atlantic	75	70
													211	A	Arkansas St.	73	76
													218	N	East Carolina	93	79
													234	A	New Mexico St.	68	76
													238	H	CSU Bakersfield	67	56
													242	A	UC Riverside	73	62
													246	H	Texas Southern	65	55
													251	A	North Texas	50	48
													254	H	A&M-Corpus Christi	69	49
													294	A	FIU	77	76
													298	A	Cal St. Fullerton	92	91
													304	A	UTSA	66	53
													320	H	Houston Baptist	69	62
LAST 12 Division I GAMES:																	
304	A	UTSA	66	53	176	H	Charlotte	67	58								
75	H	UAB	64	84	179	A	Fla. Atlantic	66	72								
251	A	North Texas	50	48	294	A	FIU	77	76								
107	A	Rice	42	56	242	A	UC Riverside	73	62								
179	H	Fla. Atlantic	75	70	298	A	Cal St. Fullerton	92	91								
129	H	Middle Tenn.	45	54	98	A	Tulane	56	67								

Non-Div I Games:

UTEP

■ Loss,
 ■ Non-Conf,
 ■ S Site,
 ■ H Home
 ■ A Away
 N Neutral

Average RPI Win:	295	WON-LOST	WINNING	LAST 10	STRENGTH OF	OPP. STRENGTH	TEAM	ADJ.	CONF.	ADJ CONF.
Average RPI Loss:	208	RECORD	PCT. RANK	GAMES	SCHEDULE	OF SCHEDULE	RPI	RPI	RPI	RPI
DIV. I ONLY	8- 11	221	2- 8	340	326	319	319	30	30	
DIV. I NON-CONF.	7- 5	132	2- 3	320	302	235	235	30	30	

TOTALS	RPI 1-25	RPI 26-50	W-L RECORDS	RPI 51-100	RPI 101-999	RPI 201+				
8- 11	0- 0	0- 1	OVERALL	0- 1	8- 9	8- 8				
7- 5	0- 0	0- 1	HOME	0- 0	7- 4	7- 4				
1- 6	0- 0	0- 0	AWAY	0- 1	1- 5	1- 4				
0- 0	0- 0	0- 0	NEUTRAL	0- 0	0- 0	0- 0				
7- 5	0- 0	0- 1	NON-CONFERENCE	0- 1	7- 3	7- 2				
6- 1	0- 0	0- 1	HOME	0- 0	6- 0	6- 0				
1- 4	0- 0	0- 0	AWAY	0- 1	1- 3	1- 2				
0- 0	0- 0	0- 0	NEUTRAL	0- 0	0- 0	0- 0				
1- 6	0- 0	0- 0	CONFERENCE	0- 0	1- 6	1- 6				
1- 4	0- 0	0- 0	HOME	0- 0	1- 4	1- 4				
0- 2	0- 0	0- 0	AWAY	0- 0	0- 2	0- 2				
0- 0	0- 0	0- 0	NEUTRAL	0- 0	0- 0	0- 0				

RPI 1-25				RPI 26-50				RPI 51-100				RPI 101+				Team's RPI: 319	
RPI	S	Opponent	Score	RPI	S	Opponent	Score	RPI	S	Opponent	Score	RPI	S	Opponent	Score		
				49	H	Southern California	64 71										
								55	A	Oklahoma St.	38 80	186	A	Wisconsin	54 82		
												206	A	Seattle U	56 64		
												220	A	Texas Tech	64 80		
												234	H	New Mexico St.	77 79		
												238	H	CSU Bakersfield	64 67		
												254	A	A&M-Corpus Christi	41 71		
												254	H	A&M-Corpus Christi	56 53		
												257	H	UMKC	52 54		
												266	H	Prairie View	78 62		
												268	A	North Dakota St.	82 79		
												280	H	Grand Canyon	59 65		
												289	H	Massachusetts	67 59		
												290	H	Canisius	63 46		
												304	H	UTSA	70 58		
												306	A	Utah Valley	60 69		
												340	H	Florida A&M	51 38		
												345	H	Chicago St.	81 44		
LAST 12 Division I GAMES:																	
				234	H	New Mexico St.	77 79					257	H	UMKC	52 54		
				345	H	Chicago St.	81 44					49	H	Southern California	64 71		
				206	A	Seattle U	56 64					290	H	Canisius	63 46		
				306	A	Utah Valley	60 69					220	A	Texas Tech	64 80		
				280	H	Grand Canyon	59 65					186	A	Wisconsin	54 82		
				238	H	CSU Bakersfield	64 67					268	A	North Dakota St.	82 79		

Non-Div I Games: Texas Lutheran 78 43 Concordia (TX) 67 49 Trinity (TX) 62 57

UTRGV

Loss, Non-Conf, S Site, H Home A Away N Neutral

Average RPI Win: 301
Average RPI Loss: 162

WON-LOST
RECORD

WINNING
PCT. RANK

LAST 10
GAMES

STRENGTH OF
SCHEDULE

OPP. STRENGTH
OF SCHEDULE

TEAM
RPI

ADJ.
RPI

CONF.
RPI

ADJ CONF.
RPI

DIV. I ONLY	3- 17	317	2- 8	160	237	304	304	18	18
DIV. I NON-CONF.	1- 9	318	0- 1	224	257	325	325	19	19
<hr/>									
TOTALS	RPI 1-25	RPI 26-50	W-L RECORDS	RPI 51-100	RPI 101-999	RPI 201+			
3- 17	0- 1	0- 2	OVERALL	0- 0	3- 14	3- 4			
2- 6	0- 0	0- 0	HOME	0- 0	2- 6	2- 0			
0- 11	0- 1	0- 2	AWAY	0- 0	0- 8	0- 4			
1- 0	0- 0	0- 0	NEUTRAL	0- 0	1- 0	1- 0			
1- 9	0- 1	0- 1	NON-CONFERENCE	0- 0	1- 7	1- 3			
0- 3	0- 0	0- 0	HOME	0- 0	0- 3	0- 0			
0- 6	0- 1	0- 1	AWAY	0- 0	0- 4	0- 3			
1- 0	0- 0	0- 0	NEUTRAL	0- 0	1- 0	1- 0			
2- 8	0- 0	0- 1	CONFERENCE	0- 0	2- 7	2- 1			
2- 3	0- 0	0- 0	HOME	0- 0	2- 3	2- 0			
0- 5	0- 0	0- 1	AWAY	0- 0	0- 4	0- 1			
0- 0	0- 0	0- 0	NEUTRAL	0- 0	0- 0	0- 0			

RPI 1-25				RPI 26-50				RPI 51-100				RPI 101+ Team's RPI: 304			
RPI	S	Opponent	Score	RPI	S	Opponent	Score	RPI	S	Opponent	Score	RPI	S	Opponent	Score
11	A	Texas	70 120	33	A	Arizona St.	42 74					107	A	Rice	52 83
				45	A	Western Ky.	38 73					122	H	UTEP	53 66
												129	H	Middle Tenn.	47 62
												134	H	Northern Ill.	55 69
												142	A	Texas St.	38 91
												158	H	North Dakota	47 60
												163	A	Southern Miss.	60 83
												179	H	Fla. Atlantic	65 99
												193	A	Louisiana Tech	55 63
												198	H	UT Arlington	68 69
												213	A	San Diego	69 78
												251	H	North Texas	70 58
												298	A	Cal St. Fullerton	46 55
												312	A	Old Dominion	63 69
												312	H	Old Dominion	64 56
												319	A	UTRGV	58 70
												341	N	Mississippi Val.	68 55
<hr/>															
LAST 12 Division I GAMES:															
122	H	UTEP	53 66	312	H	Old Dominion	64 56								
251	H	North Texas	70 58	129	H	Middle Tenn.	47 62								
163	A	Southern Miss.	60 83	107	A	Rice	52 83								
179	H	Fla. Atlantic	65 99	193	A	Louisiana Tech	55 63								
312	A	Old Dominion	63 69	298	A	Cal St. Fullerton	46 55								
45	A	Western Ky.	38 73	213	A	San Diego	69 78								

Non-Div I Games: Sul Ross St. 97 47 Tex. A&M-Commerce 60 69

UTSA

Loss, Non-Conf, S Site, H Home A Away N Neutral

Average RPI Win:	175	WON-LOST	WINNING	LAST 10	STRENGTH OF	OPP. STRENGTH	TEAM	ADJ.	CONF.	ADJ CONF.
Average RPI Loss:	179	RECORD	PCT. RANK	GAMES	SCHEDULE	OF SCHEDULE	RPI	RPI	RPI	RPI
DIV. I ONLY	4- 17	312	3- 7	175	202	287	287	16	16	
DIV. I NON-CONF.	1- 9	318	0- 1	201	319	310	310	14	14	

TOTALS	RPI 1-25	RPI 26-50	W-L RECORDS	RPI 51-100	RPI 101-999	RPI 201+				
4- 17	0- 0	0- 1	OVERALL	0- 4	4- 12	1- 6				
3- 5	0- 0	0- 0	HOME	0- 2	3- 3	1- 1				
1- 10	0- 0	0- 0	AWAY	0- 2	1- 8	0- 4				
0- 2	0- 0	0- 1	NEUTRAL	0- 0	0- 1	0- 1				
1- 9	0- 0	0- 1	NON-CONFERENCE	0- 1	1- 7	0- 4				
0- 3	0- 0	0- 0	HOME	0- 1	0- 2	0- 1				
1- 4	0- 0	0- 0	AWAY	0- 0	1- 4	0- 2				
0- 2	0- 0	0- 1	NEUTRAL	0- 0	0- 1	0- 1				
3- 8	0- 0	0- 0	CONFERENCE	0- 3	3- 5	1- 2				
3- 2	0- 0	0- 0	HOME	0- 1	3- 1	1- 0				
0- 6	0- 0	0- 0	AWAY	0- 2	0- 4	0- 2				
0- 0	0- 0	0- 0	NEUTRAL	0- 0	0- 0	0- 0				

RPI 1-25				RPI 26-50				RPI 51-100				RPI 101+ Team's RPI: 287			
RPI	S	Opponent	Score	RPI	S	Opponent	Score	RPI	S	Opponent	Score	RPI	S	Opponent	Score
				50	N	Oregon St.	55 94	76	A	Wyoming	44 61	110	A	Colorado St.	45 56
								78	A	New Mexico	47 80	118	A	BYU	76 69
								85	H	Utah	44 79	146	A	Fresno St.	56 57
								99	H	UNLV	54 63	146	H	Fresno St.	60 52
												171	A	Idaho St.	44 64
												175	A	UC Irvine	84 87
												188	H	Nevada	79 57
												191	H	Boise St.	42 64
												195	H	Denver	72 74
												219	N	Montana St.	52 64
												248	A	San Jose St.	66 79
												249	H	San Diego St.	62 58
												282	H	Arizona	49 65
												303	A	Southern Utah	67 70
												306	A	Utah Valley	43 61
												310	A	Air Force	50 57
LAST 12 Division I GAMES:															
				78	A	New Mexico	47 80	110	A	Colorado St.	45 56				
				146	H	Fresno St.	60 52	99	H	UNLV	54 63				
				310	A	Air Force	50 57	146	A	Fresno St.	56 57				
				76	A	Wyoming	44 61	249	H	San Diego St.	62 58				
				191	H	Boise St.	42 64	248	A	San Jose St.	66 79				
				188	H	Nevada	79 57	85	H	Utah	44 79				

Non-Div I Games: Dixie St. 92 72

Utah St.

Average RPI Win: 283

Average RPI Loss: 205

WON-LOST
RECORDWINNING
PCT. RANKLAST 10
GAMESSTRENGTH OF
SCHEDULEOPP. STRENGTH
OF SCHEDULETEAM
RPIADJ.
RPICONF.
RPIADJ CONF.
RPIDIV. I ONLY
DIV. I NON-CONF.7- 13
4- 9256
2493- 6
1- 3323
308309
285306
321306
32130
3030
30

TOTALS

RPI 1-25

RPI 26-50

W-L RECORDS

RPI 51-100

RPI 101-999

RPI 201+

7- 13

0- 0

0- 1

OVERALL

0- 0

7- 12

6- 7

5- 4

0- 0

0- 0

HOME

0- 0

5- 4

4- 3

2- 9

0- 0

0- 0

AWAY

0- 0

2- 1

2- 1

0- 0

0- 0

0- 0

NEUTRAL

0- 0

0- 0

0- 0

4- 9

0- 0

0- 1

NON-CONFERENCE

0- 0

4- 8

3- 3

4- 2

0- 0

0- 0

HOME

0- 0

4- 2

3- 1

0- 7

0- 0

0- 1

AWAY

0- 0

0- 6

0- 2

0- 0

0- 0

0- 0

NEUTRAL

0- 0

0- 0

0- 0

3- 4

0- 0

0- 0

CONFERENCE

0- 0

3- 4

3- 4

1- 2

0- 0

0- 0

HOME

0- 0

1- 2

1- 2

2- 2

0- 0

0- 0

AWAY

0- 0

2- 2

2- 2

0- 0

0- 0

0- 0

NEUTRAL

0- 0

0- 0

0- 0

RPI 1-25

RPI 26-50

RPI 51-100

RPI 101+

Team's RPI: 306

RPI S Opponent Score

RPI S Opponent Score

RPI S Opponent Score

RPI S Opponent Score

50 A Oregon St. 41 98

118 A BYU 54 75

139 A Weber St. 57 75

161 H Cal Poly 89 70

171 H Idaho St. 58 70

194 A Eastern Wash. 41 61

195 A Denver 53 72

206 H Seattle U 75 77

234 H New Mexico St. 72 82

235 A Pepperdine 44 71

238 A CSU Bakersfield 58 63

257 A UMKC 66 59

280 A Grand Canyon 61 81

287 H Utah St. 61 43

298 H Cal St. Fullerton 36 73

303 H Southern Utah 69 61

310 H Air Force 59 56

311 A Portland 64 71

319 H UTRGV 69 60

345 A Chicago St. 68 30

LAST 12 Division I GAMES:

206 H Seattle U 75 77

280 A Grand Canyon 61 81

234 H New Mexico St. 72 82

319 H UTRGV 69 60

345 A Chicago St. 68 30

257 A UMKC 66 59

238 A CSU Bakersfield 58 63

195 A Denver 53 72

298 H Cal St. Fullerton 36 73

161 H Cal Poly 89 70

171 H Idaho St. 58 70

287 H Utah St. 61 43

Non-Div I Games:

Dixie St.

72 63

Antelope Valley

78 54

Utah Valley

Loss, Non-Conf, S Site, H Home A Away N Neutral

Average RPI Win:	290	WON-LOST	WINNING	LAST 10	STRENGTH OF	OPP. STRENGTH	TEAM	ADJ.	CONF.	ADJ CONF.
Average RPI Loss:	160	RECORD	PCT. RANK	GAMES	SCHEDULE	OF SCHEDULE	RPI	RPI	RPI	RPI
DIV. I ONLY	5- 17	304	2- 8	244	214	300	300	12	12	
DIV. I NON-CONF.	3- 9	280	1- 1	281	296	315	315	10	10	

TOTALS	RPI 1-25	RPI 26-50	W-L RECORDS	RPI 51-100	RPI 101-999	RPI 201+				
5- 17	0- 0	0- 1	OVERALL	0- 5	5- 11	4- 7				
3- 6	0- 0	0- 0	HOME	0- 2	3- 4	2- 2				
1- 9	0- 0	0- 0	AWAY	0- 0	1- 0	1- 0				
1- 2	0- 0	0- 0	NEUTRAL	0- 2	1- 0	1- 0				
3- 9	0- 0	0- 0	NON-CONFERENCE	0- 3	3- 6	3- 4				
2- 2	0- 0	0- 0	HOME	0- 0	2- 2	2- 1				
0- 5	0- 0	0- 0	AWAY	0- 1	0- 4	0- 3				
1- 2	0- 0	0- 0	NEUTRAL	0- 2	1- 0	1- 0				
2- 8	0- 0	0- 1	CONFERENCE	0- 2	2- 5	1- 3				
1- 4	0- 0	0- 0	HOME	0- 2	1- 2	0- 1				
1- 4	0- 0	0- 1	AWAY	0- 0	1- 3	1- 2				
0- 0	0- 0	0- 0	NEUTRAL	0- 0	0- 0	0- 0				

RPI 1-25				RPI 26-50				RPI 51-100				RPI 101+ Team's RPI: 300			
RPI	S	Opponent	Score	RPI	S	Opponent	Score	RPI	S	Opponent	Score	RPI	S	Opponent	Score
44	A	Dayton	64 74					51	H	Duquesne	51 70	112	H	George Washington	39 61
								53	A	Minnesota	63 108	126	H	Georgetown	59 71
								58	N	Mercer	54 70	172	A	Radford	62 79
								73	H	Fordham	54 64	181	A	Saint Joseph's	41 79
								90	N	Penn	52 82	181	H	Saint Joseph's	56 54
												209	H	Richmond	68 77
												223	H	Norfolk St.	52 66
												231	A	UNCG	61 74
												232	A	La Salle	57 62
												265	A	UNCW	67 83
												289	A	Massachusetts	75 79
												291	H	Coppin St.	62 47
												312	H	Old Dominion	68 39
												317	A	Georgia St.	56 61
												332	A	Rhode Island	61 49
												335	N	Long Beach St.	69 59
LAST 12 Division I GAMES:															
44	A	Dayton	64 74	332	A	Rhode Island	61 49								
181	H	Saint Joseph's	56 54	51	H	Duquesne	51 70								
209	H	Richmond	68 77	112	H	George Washington	39 61								
232	A	La Salle	57 62	181	A	Saint Joseph's	41 79								
289	A	Massachusetts	75 79	335	N	Long Beach St.	69 59								
73	H	Fordham	54 64	90	N	Penn	52 82								

Non-Div I Games:

VCU

Average RPI Win: 318	WON-LOST RECORD	WINNING PCT. RANK	LAST 10 GAMES	STRENGTH OF SCHEDULE	OPP. STRENGTH OF SCHEDULE	TEAM RPI	ADJ. RPI	CONF. RPI	ADJ CONF. RPI
Average RPI Loss: 161									
DIV. I ONLY	8- 12	229	3- 7	339	271	288	288	24	24
DIV. I NON-CONF.	5- 4	146	1- 0	341	287	241	241	22	22

TOTALS	RPI 1-25	RPI 26-50	W-L RECORDS	RPI 51-100	RPI 101-999	RPI 201+			
8- 12	0- 0	0- 1	OVERALL	0- 2	8- 9	8- 4			
6- 2	0- 0	0- 0	HOME	0- 0	6- 2	6- 2			
2- 10	0- 0	0- 0	AWAY	0- 0	2- 0	2- 0			
0- 0	0- 0	0- 0	NEUTRAL	0- 0	0- 0	0- 0			
5- 4	0- 0	0- 1	NON-CONFERENCE	0- 1	5- 2	5- 0			
3- 0	0- 0	0- 0	HOME	0- 0	3- 0	3- 0			
2- 4	0- 0	0- 1	AWAY	0- 1	2- 2	2- 0			
0- 0	0- 0	0- 0	NEUTRAL	0- 0	0- 0	0- 0			
3- 8	0- 0	0- 0	CONFERENCE	0- 1	3- 7	3- 4			
3- 2	0- 0	0- 0	HOME	0- 0	3- 2	3- 2			
0- 6	0- 0	0- 0	AWAY	0- 1	0- 5	0- 2			
0- 0	0- 0	0- 0	NEUTRAL	0- 0	0- 0	0- 0			

RPI 1-25	RPI 26-50	RPI 51-100	RPI 101+	Team's RPI: 288
RPI S Opponent Score	RPI S Opponent Score	RPI S Opponent Score	RPI S Opponent Score	
	35 A Purdue 49 95	86 A Drake 50 86	108 A Liberty 40 61	
		94 A Mi ami (OH) 68 77	117 A Missouri St. 60 83	
			140 A Southern Ill. 63 74	
			153 A UNI 56 77	
			182 A Bowl ing Green 77 90	
			245 A Bradl ey 58 69	
			245 H Bradl ey 69 88	
			255 H Indiana St. 54 67	
			267 A Illinois St. 55 63	
			267 H Illinois St. 56 50	
			280 H Grand Canyon 80 75	
			292 H Loyol a Chi cago 76 60	
			318 H Fort Wayne 68 50	
			345 H Chi cago St. 71 60	
			346 A Eastern Ill. 76 67	
			348 H Evansville 101 59	
			349 A Longwood 81 68	
LAST 12 Division I GAMES:				
267 A Illinois St. 55 63	292 H Loyol a Chi cago 76 60			
245 A Bradl ey 58 69	245 H Bradl ey 69 88			
255 H Indiana St. 54 67	267 H Illinois St. 56 50			
348 H Evansville 101 59	153 A UNI 56 77			
140 A Southern Ill. 63 74	86 A Drake 50 86			
117 A Missouri St. 60 83	318 H Fort Wayne 68 50			

Non-Div I Games: Ind.-Northwest 99 59 Ind.-Kokomo 81 47

Val parai so

Loss, Non-Conf, S Site, H Home A Away N Neutral

Average RPI Win: 134	WON-LOST RECORD	WINNING PCT. RANK	LAST 10 GAMES	STRENGTH OF SCHEDULE	OPP. STRENGTH OF SCHEDULE	TEAM RPI	ADJ. RPI	CONF. RPI	ADJ CONF. RPI
Average RPI Loss: 56									
DIV. I ONLY	6- 18	294	2- 8	6	10	123	123	2	2
DIV. I NON-CONF.	4- 10	267	1- 1	28	14	148	148	2	2

TOTALS	RPI 1-25	RPI 26-50	W-L RECORDS	RPI 51-100	RPI 101-999	RPI 201+			
6- 18	0- 9	0- 3	OVERALL	1- 3	5- 3	1- 0			
3- 10	0- 6	0- 1	HOME	0- 1	3- 2	1- 0			
3- 6	0- 3	0- 1	AWAY	1- 2	2- 0	0- 0			
0- 2	0- 0	0- 1	NEUTRAL	0- 0	0- 1	0- 0			
4- 10	0- 2	0- 3	NON-CONFERENCE	1- 2	3- 3	1- 0			
2- 5	0- 1	0- 1	HOME	0- 1	2- 2	1- 0			
2- 3	0- 1	0- 1	AWAY	1- 1	1- 0	0- 0			
0- 2	0- 0	0- 1	NEUTRAL	0- 0	0- 1	0- 0			
2- 8	0- 7	0- 0	CONFERENCE	0- 1	2- 0	0- 0			
1- 5	0- 5	0- 0	HOME	0- 0	1- 0	0- 0			
1- 3	0- 2	0- 0	AWAY	0- 1	1- 0	0- 0			
0- 0	0- 0	0- 0	NEUTRAL	0- 0	0- 0	0- 0			

RPI 1-25				RPI 26-50				RPI 51-100				RPI 101+ Team's RPI: 123			
RPI	S	Opponent	Score	RPI	S	Opponent	Score	RPI	S	Opponent	Score	RPI	S	Opponent	Score
4	A	Louisville	57 79	28	A	Central Mich.	75 92	68	H	Belmont	74 111	106	H	Kentucky	70 55
9	A	Tennessee	73 86	38	N	Syracuse	78 84	89	A	Saint Louis	74 69	112	A	George Washington	69 59
9	H	Tennessee	64 74	40	H	Ball St.	79 88	98	A	Tulane	59 71	115	H	Iowa St.	77 74
15	H	Missouri	70 81					100	A	Alabama	75 77	119	A	Ole Miss	75 72
16	H	Texas A&M	67 91									129	H	Middle Tenn.	54 65
18	H	NC State	72 83									177	H	Memphis	60 71
20	H	Georgia	52 81									186	N	Wisconsin	71 73
23	H	South Carolina	82 95									262	H	Lipscomb	92 82
25	A	LSU	65 85												
LAST 12 Division I GAMES:															
		9	H	Tennessee	64	74				15	H	Missouri	70	81	
		119	A	Ole Miss	75	72				9	A	Tennessee	73	86	
		16	H	Texas A&M	67	91				20	H	Georgia	52	81	
		100	A	Alabama	75	77				25	A	LSU	65	85	
		23	H	South Carolina	82	95				262	H	Lipscomb	92	82	
		106	H	Kentucky	70	55				68	H	Belmont	74	111	

Non-Div I Games:

Vanderbilt

Average RPI Win:	280	WON-LOST	WINNING	LAST 10	STRENGTH OF	OPP. STRENGTH	TEAM	ADJ.	CONF.	ADJ CONF.
Average RPI Loss:	166	RECORD	PCT. RANK	GAMES	SCHEDULE	OF SCHEDULE	RPI	RPI	RPI	RPI

DIV. I ONLY	5- 16	302	3- 7	261	213	315	315	20	20
DIV. I NON-CONF.	2- 10	300	1- 2	256	172	333	333	24	24
TOTALS	RPI 1-25	RPI 26-50	W-L RECORDS	RPI 51-100	RPI 101-999	RPI 201+			
5- 16	0- 0	0- 0	OVERALL	0- 5	5- 11	4- 6			
4- 8	0- 0	0- 0	HOME	0- 2	4- 6	3- 2			
1- 8	0- 0	0- 0	AWAY	0- 0	1- 0	1- 0			
0- 0	0- 0	0- 0	NEUTRAL	0- 0	0- 0	0- 0			
2- 10	0- 0	0- 0	NON-CONFERENCE	0- 3	2- 7	2- 4			
2- 5	0- 0	0- 0	HOME	0- 2	2- 3	2- 1			
0- 5	0- 0	0- 0	AWAY	0- 1	0- 4	0- 3			
0- 0	0- 0	0- 0	NEUTRAL	0- 0	0- 0	0- 0			
3- 6	0- 0	0- 0	CONFERENCE	0- 2	3- 4	2- 2			
2- 3	0- 0	0- 0	HOME	0- 0	2- 3	1- 1			
1- 3	0- 0	0- 0	AWAY	0- 2	1- 1	1- 1			
0- 0	0- 0	0- 0	NEUTRAL	0- 0	0- 0	0- 0			

RPI 1-25	RPI 26-50	RPI 51-100	RPI 101+	Team's RPI: 315
RPI S Opponent Score	RPI S Opponent Score	RPI S Opponent Score	RPI S Opponent Score	
		54 A Miami (FL) 49 73	113 A Dartmouth 56 66	
		66 A Albany (NY) 55 67	133 H Northeastern 66 71	
		67 H American 62 64	160 H New Hampshire 49 52	
		81 A Maine 55 64	164 H Binghamton 48 62	
		82 H James Madison 56 68	165 H Hartford 53 47	
			190 H Columbia 66 73	
			203 H Boston U. 41 57	
			204 A Stony Brook 57 80	
			240 A Holy Cross 53 64	
			259 H Howard 88 65	
			276 A Rider 49 64	
			294 A FIU 70 80	
			299 H Central Conn. St. 62 48	
			331 A UMBC 72 58	
			331 H UMBC 51 52	
			347 H UMass Lowell 63 55	
LAST 12 Division I GAMES:				
331 H UMBC 51 52	204 A Stony Brook 57 80			
164 H Binghamton 48 62	331 A UMBC 72 58			
66 A Albany (NY) 55 67	347 H UMass Lowell 63 55			
165 H Hartford 53 47	294 A FIU 70 80			
160 H New Hampshire 49 52	299 H Central Conn. St. 62 48			
81 A Maine 55 64	133 H Northeastern 66 71			

Non-Div I Games: Norwich 75 31

Vermont

Average RPI Win:	136	WON-LOST	WINNING	LAST 10	STRENGTH OF	OPP. STRENGTH	TEAM	ADJ.	CONF.	ADJ CONF.
Average RPI Loss:	63	RECORD	PCT. RANK	GAMES	SCHEDULE	OF SCHEDULE	RPI	RPI	RPI	RPI
DIV. I ONLY	18- 5	33	7- 3	47	67	26	26	6	6	
DIV. I NON-CONF.	10- 1	15	0- 1	25	139	10	10	6	6	

TOTALS	RPI 1-25	RPI 26-50	W-L RECORDS	RPI 51-100	RPI 101-999	RPI 201+				
18- 5	2- 0	1- 2	OVERALL	4- 3	11- 0	4- 0				
5- 3	2- 0	0- 1	HOME	0- 2	3- 0	1- 0				
10- 2	0- 0	1- 1	AWAY	2- 1	7- 0	3- 0				
3- 0	0- 0	0- 0	NEUTRAL	2- 0	1- 0	0- 0				
10- 1	1- 0	1- 0	NON-CONFERENCE	2- 1	6- 0	2- 0				
2- 1	1- 0	0- 0	HOME	0- 1	1- 0	0- 0				
5- 0	0- 0	1- 0	AWAY	0- 0	4- 0	2- 0				
3- 0	0- 0	0- 0	NEUTRAL	2- 0	1- 0	0- 0				
8- 4	1- 0	0- 2	CONFERENCE	2- 2	5- 0	2- 0				
3- 2	1- 0	0- 1	HOME	0- 1	2- 0	1- 0				
5- 2	0- 0	0- 1	AWAY	2- 1	3- 0	1- 0				
0- 0	0- 0	0- 0	NEUTRAL	0- 0	0- 0	0- 0				

RPI	S	Opponent	Score
19	H	Duke	64 55
24	H	DePaul	84 58

RPI	S	Opponent	Score
31	H	Marquette	57 67
39	A	Creighton	54 69
48	A	Princeton	62 59

Team's RPI: 26

RPI	S	Opponent	Score
60	A	St. John's (NY)	64 70
67	N	American	65 60
82	N	James Madison	60 57
90	H	Penn	77 79
95	A	Seton Hall	67 59
96	A	Butler	69 67
96	H	Butler	53 76

RPI	S	Opponent	Score
126	A	Georgetown	60 58
126	H	Georgetown	68 67
157	N	Lehigh	62 42
165	A	Hartford	71 53
174	A	Temple	69 65
181	H	Saint Joseph's	79 44
184	A	Providence	63 55
207	A	Xavier	89 50
207	H	Xavier	75 57
232	A	La Salle	76 49
253	A	Fairfield	73 44

LAST 12 Division I GAMES:

126	H	Georgetown	68 67	60	A	St. John's (NY)	64 70
96	A	Butler	69 67	95	A	Seton Hall	67 59
207	A	Xavier	89 50	126	A	Georgetown	60 58
31	H	Marquette	57 67	207	H	Xavier	75 57
24	H	DePaul	84 58	96	H	Butler	53 76
90	H	Penn	77 79	184	A	Providence	63 55

Average RPI Win:	130	WON-LOST	WINNING	LAST 10	STRENGTH OF	OPP. STRENGTH	TEAM	ADJ.	CONF.	ADJ CONF.
Average RPI Loss:	22	RECORD	PCT. RANK	GAMES	SCHEDULE	OF SCHEDULE	RPI	RPI	RPI	RPI
DIV. I ONLY	15- 8	83	8- 2	8	12	29	29	1	1	
DIV. I NON-CONF.	7- 6	165	2- 0	10	19	72	72	1	1	

TOTALS	RPI 1-25	RPI 26-50	W-L RECORDS	RPI 51-100	RPI 101-999	RPI 201+				
15- 8	1- 6	1- 1	OVERALL	6- 1	7- 0	3- 0				
10- 4	0- 3	1- 0	HOME	3- 1	6- 0	3- 0				
3- 4	1- 3	0- 1	AWAY	1- 0	1- 0	0- 0				
2- 0	0- 0	0- 0	NEUTRAL	2- 0	0- 0	0- 0				
7- 6	0- 4	0- 1	NON-CONFERENCE	3- 1	4- 0	3- 0				
5- 3	0- 2	0- 0	HOME	1- 1	4- 0	3- 0				
0- 3	0- 2	0- 1	AWAY	0- 0	0- 0	0- 0				
2- 0	0- 0	0- 0	NEUTRAL	2- 0	0- 0	0- 0				
8- 2	1- 2	1- 0	CONFERENCE	3- 0	3- 0	0- 0				
5- 1	0- 1	1- 0	HOME	2- 0	2- 0	0- 0				
3- 1	1- 1	0- 0	AWAY	1- 0	1- 0	0- 0				
0- 0	0- 0	0- 0	NEUTRAL	0- 0	0- 0	0- 0				

RPI 1-25				RPI 26-50				Team's RPI: 29				RPI 51-100				RPI 101+			
RPI	S	Opponent	Score	RPI	S	Opponent	Score	RPI	S	Opponent	Score	RPI	S	Opponent	Score	RPI	S	Opponent	Score
3	A	Mississippi St.	53 68	38	H	Syracuse	68 63	51	H	Duquesne	63 74	144	H	Pittsburgh	62 50				
4	H	Louisville	41 77	44	A	Dayton	46 61	64	H	Virginia Tech	61 52	149	H	Clemson	70 41				
14	A	Rutgers	43 52					65	A	Georgia Tech	62 56	185	H	Hampton	66 62				
17	H	Maryland	59 60					72	N	Indiana	82 72	196	A	Boston College	68 57				
18	A	NC State	73 63					74	H	Harvard	50 48	231	H	UNCG	68 50				
19	A	Duke	48 55					77	N	Ohio	77 59	250	H	Manhattan	69 47				
20	H	Georgia	61 64					91	H	North Carolina	82 70	299	H	Central Conn. St.	103 59				
LAST 12 Division I GAMES:																			
		4	H	Louisville	41	77				149	H	Clemson	70	41					
		65	A	Georgia Tech	62	56				18	A	NC State	73	63					
		91	H	North Carolina	82	70				38	H	Syracuse	68	63					
		64	H	Virginia Tech	61	52				144	H	Pittsburgh	62	50					
		19	A	Duke	48	55				250	H	Manhattan	69	47					
		196	A	Boston College	68	57				72	N	Indiana	82	72					

Non-Div I Games:

Virginia

Average RPI Win:	166	WON-LOST	WINNING	LAST 10	STRENGTH OF	OPP. STRENGTH	TEAM	ADJ.	CONF.	ADJ CONF.
Average RPI Loss:	34	RECORD	PCT. RANK	GAMES	SCHEDULE	OF SCHEDULE	RPI	RPI	RPI	RPI
DIV. I ONLY	15- 8	83	4- 6	46	46	64	64	1	1	
DIV. I NON-CONF.	11- 2	22	2- 0	165	149	51	51	1	1	

TOTALS	RPI 1-25	RPI 26-50	W-L RECORDS	RPI 51-100	RPI 101-999	RPI 201+				
15- 8	0- 4	2- 2	OVERALL	3- 2	10- 0	4- 0				
10- 3	0- 2	1- 0	HOME	1- 1	8- 0	3- 0				
4- 3	0- 2	1- 1	AWAY	1- 0	2- 0	1- 0				
1- 2	0- 0	0- 1	NEUTRAL	1- 1	0- 0	0- 0				
11- 2	0- 0	1- 1	NON-CONFERENCE	2- 1	8- 0	4- 0				
7- 0	0- 0	1- 0	HOME	0- 0	6- 0	3- 0				
3- 0	0- 0	0- 0	AWAY	1- 0	2- 0	1- 0				
1- 2	0- 0	0- 1	NEUTRAL	1- 1	0- 0	0- 0				
4- 6	0- 4	1- 1	CONFERENCE	1- 1	2- 0	0- 0				
3- 3	0- 2	0- 0	HOME	1- 1	2- 0	0- 0				
1- 3	0- 2	1- 1	AWAY	0- 0	0- 0	0- 0				
0- 0	0- 0	0- 0	NEUTRAL	0- 0	0- 0	0- 0				

RPI 1-25				RPI 26-50				RPI 51-100				Team's RPI: 64				RPI 101+			
RPI	S	Opponent	Score	RPI	S	Opponent	Score	RPI	S	Opponent	Score	RPI	S	Opponent	Score	RPI	S	Opponent	Score
4	A	Louisville	56 67	29	A	Virginia	52 61	54	H	Miami (FL)	78 82	105	H	Auburn	72 63				
6	A	Florida St.	62 107	38	A	Syracuse	73 64	56	N	Drexel	79 67	144	H	Pittsburgh	89 66				
18	H	NC State	51 68	46	N	West Virginia	61 79	65	H	Georgia Tech	68 62	148	H	High Point	86 63				
19	H	Duke	75 86	47	H	UCF	86 69	92	A	Chattanooga	64 44	172	H	Radford	68 42				
								96	N	Butler	77 79	196	H	Boston College	89 58				
												200	A	Illinois	96 49				
												293	A	Monmouth	84 34				
												297	H	USC Upstate	87 56				
												305	H	UMES	90 52				
												325	H	Wagner	99 32				

LAST 12 Division I GAMES:																			
38	A	Syracuse	73 64	144	H	Pittsburgh	89 66	4	A	Louisville	56 67	196	H	Boston College	89 58				
54	H	Miami (FL)	78 82	4	A	Louisville	56 67	18	H	NC State	51 68	148	H	High Point	86 63				
65	H	Georgia Tech	68 62	196	H	Boston College	89 58	148	H	High Point	86 63	293	A	Monmouth	84 34				
29	A	Virginia	52 61	18	H	NC State	51 68	293	A	Monmouth	84 34								
19	H	Duke	75 86																
6	A	Florida St.	62 107																

Non-Div I Games:

Virginia Tech

Average RPI Win:	306	WON-LOST	WINNING	LAST 10	STRENGTH OF	OPP. STRENGTH	TEAM	ADJ.	CONF.	ADJ CONF.
Average RPI Loss:	191	RECORD	PCT. RANK	GAMES	SCHEDULE	OF SCHEDULE	RPI	RPI	RPI	RPI
DIV. I ONLY	3- 17	317	2- 8	233	318	325	325	29	29	
DIV. I NON-CONF.	1- 9	318	0- 2	139	250	302	302	29	29	

TOTALS	RPI 1-25	RPI 26-50	W-L RECORDS	RPI 51-100	RPI 101-999	RPI 201+				
3- 17	0- 0	0- 1	OVERALL	0- 3	3- 13	3- 9				
2- 6	0- 0	0- 1	HOME	0- 0	2- 5	2- 2				
1- 11	0- 0	0- 0	AWAY	0- 3	1- 8	1- 7				
0- 0	0- 0	0- 0	NEUTRAL	0- 0	0- 0	0- 0				
1- 9	0- 0	0- 1	NON-CONFERENCE	0- 3	1- 5	1- 3				
1- 2	0- 0	0- 1	HOME	0- 0	1- 1	1- 0				
0- 7	0- 0	0- 0	AWAY	0- 3	0- 4	0- 3				
0- 0	0- 0	0- 0	NEUTRAL	0- 0	0- 0	0- 0				
2- 8	0- 0	0- 0	CONFERENCE	0- 0	2- 8	2- 6				
1- 4	0- 0	0- 0	HOME	0- 0	1- 4	1- 2				
1- 4	0- 0	0- 0	AWAY	0- 0	1- 4	1- 4				
0- 0	0- 0	0- 0	NEUTRAL	0- 0	0- 0	0- 0				

RPI 1-25				RPI 26-50				RPI 51-100				RPI 101+				Team's RPI: 325	
RPI	S	Opponent	Score	RPI	S	Opponent	Score	RPI	S	Opponent	Score	RPI	S	Opponent	Score		
				48	H	Princeton	37 58	64	A	Virginia Tech	32 99	130	H	Saint Francis (PA)	76 79		
								66	A	Albany (NY)	44 89	147	H	Robert Morris	52 58		
								82	A	James Madison	45 68	160	H	New Hampshire	53 65		
												174	A	Temple	36 70		
												204	A	Stony Brook	50 69		
												243	A	Lafayette	52 70		
												258	H	Fairleigh Dickinson	64 74		
												264	A	LIU Brooklyn	69 74		
												269	A	Towson	42 64		
												275	A	Mt. St. Mary's	56 79		
												281	H	Sacred Heart	55 72		
												283	A	Bryant	75 66		
												286	A	St. Francis Brooklyn	76 80		
												286	H	St. Francis Brooklyn	50 47		
												299	A	Central Conn. St.	56 59		
												349	H	Longwood	60 43		
LAST 12 Division I GAMES:																	
				286	H	St. Francis Brooklyn	50 47	281	H	Sacred Heart	55 72						
				275	A	Mt. St. Mary's	56 79	258	H	Fairleigh Dickinson	64 74						
				130	H	Saint Francis (PA)	76 79	299	A	Central Conn. St.	56 59						
				147	H	Robert Morris	52 58	283	A	Bryant	75 66						
				286	A	St. Francis Brooklyn	76 80	243	A	Lafayette	52 70						
				264	A	LIU Brooklyn	69 74	48	H	Princeton	37 58						

Non-Div I Games: Staten Island 63 58

Wagner

Average RPI Win:	194	WON-LOST	WINNING	LAST 10	STRENGTH OF	OPP. STRENGTH	TEAM	ADJ.	CONF.	ADJ CONF.
Average RPI Loss:	56	RECORD	PCT. RANK	GAMES	SCHEDULE	OF SCHEDULE	RPI	RPI	RPI	RPI
DIV. I ONLY	11- 12	186	3- 7	56	33	102	102	1	1	
DIV. I NON-CONF.	8- 5	111	2- 0	210	117	133	133	1	1	

TOTALS	RPI 1-25	RPI 26-50	W-L RECORDS	RPI 51-100	RPI 101-999	RPI 201+				
11- 12	0- 6	0- 0	OVERALL	2- 5	9- 1	6- 1				
5- 6	0- 4	0- 0	HOME	1- 2	4- 0	3- 0				
6- 4	0- 2	0- 0	AWAY	1- 2	5- 0	3- 0				
0- 2	0- 0	0- 0	NEUTRAL	0- 1	0- 1	0- 1				
8- 5	0- 1	0- 0	NON-CONFERENCE	1- 3	7- 1	6- 1				
5- 1	0- 0	0- 0	HOME	1- 1	4- 0	3- 0				
3- 2	0- 1	0- 0	AWAY	0- 1	3- 0	3- 0				
0- 2	0- 0	0- 0	NEUTRAL	0- 1	0- 1	0- 1				
3- 7	0- 5	0- 0	CONFERENCE	1- 2	2- 0	0- 0				
0- 5	0- 4	0- 0	HOME	0- 1	0- 0	0- 0				
3- 2	0- 1	0- 0	AWAY	1- 1	2- 0	0- 0				
0- 0	0- 0	0- 0	NEUTRAL	0- 0	0- 0	0- 0				

RPI 1-25				RPI 26-50				RPI 51-100				RPI 101+				Team's RPI: 102
RPI	S	Opponent	Score	RPI	S	Opponent	Score	RPI	S	Opponent	Score	RPI	S	Opponent	Score	
2	H	Notre Dame	73 96					53	N	Minnesota	81 93	144	A	Pittsburgh	58 49	
4	A	Louisville	52 89					54	A	Miami (FL)	61 50	176	H	Charlotte	71 69	
6	H	Florida St.	79 81					65	A	Georgia Tech	67 79	196	A	Boston College	67 59	
14	A	Rutgers	51 65					69	H	Elon	53 51	207	A	Xavier	62 57	
18	H	NC State	68 82					80	A	Penn St.	58 68	209	A	Richmond	85 81	
19	H	Duke	67 80					91	H	North Carolina	76 79	228	N	Hofstra	66 69	
								95	H	Seton Hall	57 67	246	H	Texas Southern	73 56	
												261	A	Col. of Charleston	77 40	
												271	H	Appalachian St.	78 49	
												305	H	UMES	92 50	

LAST 12 Division I GAMES:																
196	A	Boston College	67 59	19	H	Duke	67 80	54	A	Miami (FL)	61 50	144	A	Pittsburgh	58 49	
4	A	Louisville	52 89	2	H	Notre Dame	73 96	261	A	Col. of Charleston	77 40	176	H	Charlotte	71 69	
18	H	NC State	68 82													
65	A	Georgia Tech	67 79													
6	H	Florida St.	79 81													
91	H	North Carolina	76 79													

Non-Div I Games:

Wake Forest

Average RPI Win:	242	WON-LOST	WINNING	LAST 10	STRENGTH OF	OPP. STRENGTH	TEAM	ADJ.	CONF.	ADJ CONF.
Average RPI Loss:	143	RECORD	PCT. RANK	GAMES	SCHEDULE	OF SCHEDULE	RPI	RPI	RPI	RPI
DIV. I ONLY	14- 5	57	8- 2	334	133	139	139	19	19	
DIV. I NON-CONF.	6- 3	87	1- 1	310	129	164	164	15	15	

TOTALS	RPI 1-25	RPI 26-50	W-L RECORDS	RPI 51-100	RPI 101-999	RPI 201+				
14- 5	0- 1	1- 0	OVERALL	0- 1	13- 3	9- 1				
9- 1	0- 0	1- 0	HOME	0- 1	8- 0	6- 0				
5- 4	0- 1	0- 0	AWAY	0- 0	5- 3	3- 1				
0- 0	0- 0	0- 0	NEUTRAL	0- 0	0- 0	0- 0				
6- 3	0- 1	0- 0	NON-CONFERENCE	0- 1	6- 1	5- 0				
4- 1	0- 0	0- 0	HOME	0- 1	4- 0	4- 0				
2- 2	0- 1	0- 0	AWAY	0- 0	2- 1	1- 0				
0- 0	0- 0	0- 0	NEUTRAL	0- 0	0- 0	0- 0				
8- 2	0- 0	1- 0	CONFERENCE	0- 0	7- 2	4- 1				
5- 0	0- 0	1- 0	HOME	0- 0	4- 0	2- 0				
3- 2	0- 0	0- 0	AWAY	0- 0	3- 2	2- 1				
0- 0	0- 0	0- 0	NEUTRAL	0- 0	0- 0	0- 0				

RPI 1-25				RPI 26-50				RPI 51-100				RPI 101+ Team's RPI: 139			
RPI	S	Opponent	Score	RPI	S	Opponent	Score	RPI	S	Opponent	Score	RPI	S	Opponent	Score
7	A	Oregon	87 114	32	H	Northern Colo.	82 73	85	H	Utah	58 85	146	A	Fresno St.	78 81
												155	A	Portland St.	64 77
												158	H	North Dakota	80 69
												171	A	Idaho St.	76 70
												171	H	Idaho St.	84 73
												183	A	CSUN	64 61
												235	H	Pepperdine	71 61
												284	A	Sacramento St.	78 56
												302	H	Incarnate Word	79 55
												303	A	Southern Utah	77 64
												303	H	Southern Utah	65 50
												306	H	Utah Valley	75 57
												310	H	Air Force	62 52
												311	A	Portland	91 70
												322	A	Northern Ariz.	75 76
												322	H	Northern Ariz.	77 63
LAST 12 Division I GAMES:															
322	H	Northern Ariz.	77 63	32	H	Northern Colo.	82 73	303	A	Southern Utah	77 64				
303	H	Southern Utah	65 50					322	A	Northern Ariz.	75 76				
171	H	Idaho St.	84 73					171	A	Idaho St.	76 70				
155	A	Portland St.	64 77					146	A	Fresno St.	78 81				
284	A	Sacramento St.	78 56					311	A	Portland	91 70				
158	H	North Dakota	80 69												

Non-Div I Games: Westminster (UT) 64 58 Antelope Valley 80 70

Weber St.

Average RPI Win: 163

Average RPI Loss: 41

WON-LOST
RECORDWINNING
PCT. RANKLAST 10
GAMESSTRENGTH OF
SCHEDULEOPP. STRENGTH
OF SCHEDULETEAM
RPIADJ.
RPICONF.
RPIADJ CONF.
RPIDIV. I ONLY
DIV. I NON-CONF.17- 6
12- 053
14- 6
1- 066
16857
15046
2146
214
54
5

TOTALS

RPI 1-25

RPI 26-50

W-L RECORDS

RPI 51-100

RPI 101-999

RPI 201+

17- 6

1- 2

0- 1

OVERALL

4- 3

12- 0

7- 0

9- 3

0- 1

0- 0

HOME

0- 2

9- 0

7- 0

4- 3

1- 1

0- 1

AWAY

1- 1

2- 0

0- 0

4- 0

0- 0

0- 0

NEUTRAL

3- 0

1- 0

0- 0

12- 0

1- 0

0- 0

NON-CONFERENCE

3- 0

8- 0

6- 0

7- 0

0- 0

0- 0

HOME

0- 0

7- 0

6- 0

1- 0

1- 0

0- 0

AWAY

0- 0

0- 0

0- 0

4- 0

0- 0

0- 0

NEUTRAL

3- 0

1- 0

0- 0

5- 6

0- 2

0- 1

CONFERENCE

1- 3

4- 0

1- 0

2- 3

0- 1

0- 0

HOME

0- 2

2- 0

1- 0

3- 3

0- 1

0- 1

AWAY

1- 1

2- 0

0- 0

0- 0

0- 0

0- 0

NEUTRAL

0- 0

0- 0

0- 0

RPI 1-25

RPI 26-50

Team's RPI: 46

RPI 51-100

RPI 101+

RPI	S	Opponent	Score
8	H	Bayl or	72 83
11	A	Texas	58 79
16	A	Texas A&M	70 56

RPI	S	Opponent	Score
30	A	Okl ahoma	57 76

RPI	S	Opponent	Score
52	A	TCU	87 82
52	H	TCU	74 76
55	A	Okl ahoma St.	73 79
56	N	Drexel	75 42
64	N	Vi rgi ni a Tech	79 61
88	H	Kansas St.	52 60
96	N	Butler	75 68

RPI	S	Opponent	Score
115	A	Iowa St.	69 59
115	H	Iowa St.	57 49
136	A	Kansas	74 54
144	H	Pittsburgh	73 52
172	N	Radford	75 55
215	H	Morehead St.	66 56
220	H	Texas Tech	82 52
236	H	North Florida	87 59
263	H	Morgan St.	84 41
284	H	Sacramento St.	101 47
291	H	Coppin St.	101 43
299	H	Central Conn. St.	102 52

LAST 12 Division I GAMES:

30	A	Okl ahoma	57	76	136	A	Kansas	74	54
8	H	Bayl or	72	83	115	H	Iowa St.	57	49
220	H	Texas Tech	82	52	88	H	Kansas St.	52	60
115	A	Iowa St.	69	59	11	A	Texas	58	79
55	A	Okl ahoma St.	73	79	52	A	TCU	87	82
52	H	TCU	74	76	215	H	Morehead St.	66	56

Non-Div I Games:

West Virginia

Loss,
 Non-Conf,
 S Site,
 H Home
A Away
 N Neutral

Average RPI Win: 208			WON-LOST	WINNING	LAST 10	STRENGTH OF	OPP. STRENGTH	TEAM	ADJ.	CONF.	ADJ CONF.
Average RPI Loss: 179			RECORD	PCT. RANK	GAMES	SCHEDULE	OF SCHEDULE	RPI	RPI	RPI	RPI
DIV. I ONLY			2- 20	339	0- 9	142	281	324	324	17	17
DIV. I NON-CONF.			2- 11	305	0- 1	178	339	317	317	16	16

TOTALS		RPI 1-25		RPI 26-50		W-L RECORDS		RPI 51-100	RPI 101-999		RPI 201+
2- 20		0- 2		0- 0		OVERALL		0- 3	2- 15		1- 9
2- 8		0- 0		0- 0		HOME		0- 1	2- 7		1- 4
0- 12		0- 2		0- 0		AWAY		0- 2	0- 8		0- 5
0- 0		0- 0		0- 0		NEUTRAL		0- 0	0- 0		0- 0
2- 11		0- 2		0- 0		NON-CONFERENCE		0- 0	2- 9		1- 7
2- 3		0- 0		0- 0		HOME		0- 0	2- 3		1- 2
0- 8		0- 2		0- 0		AWAY		0- 0	0- 6		0- 5
0- 0		0- 0		0- 0		NEUTRAL		0- 0	0- 0		0- 0
0- 9		0- 0		0- 0		CONFERENCE		0- 3	0- 6		0- 2
0- 5		0- 0		0- 0		HOME		0- 1	0- 4		0- 2
0- 4		0- 0		0- 0		AWAY		0- 2	0- 2		0- 0
0- 0		0- 0		0- 0		NEUTRAL		0- 0	0- 0		0- 0

RPI 1-25				RPI 26-50				RPI 51-100				RPI 101+ Team's RPI : 324			
RPI	S	Opponent	Score	RPI	S	Opponent	Score	RPI	S	Opponent	Score	RPI	S	Opponent	Score
20	A	Georgia	50 76					58	A	Mercer	50 72	141	A	ETSU	50 66
23	A	South Carolina	43 101					92	A	Chattanooga	32 47	141	H	ETSU	46 76
								92	H	Chattanooga	41 58	148	A	High Point	69 75
												152	H	Dav idson	57 70
												167	A	Samford	54 62
												172	H	Radford	39 27
												187	H	Furman	59 68
												212	A	UT Martin	54 62
												217	A	Gardner-Webb	67 70
												222	A	N. C. A&T	59 68
												231	H	UNCG	67 88
												241	A	Campbel l	51 58
												244	H	UNC Asheville	62 52
												270	H	Wofford	48 54
												309	H	Eastern Ky.	59 62
												326	A	South Carolina St.	45 75
												340	H	Florida A&M	63 80
LAST 12 Division I GAMES:															
				141	H	ETSU	46 76					187	H	Furman	59 68
				92	H	Chattanooga	41 58					92	A	Chattanooga	32 47
				231	H	UNCG	67 88					141	A	ETSU	50 66
				58	A	Mercer	50 72					217	A	Gardner-Webb	67 70
				167	A	Samford	54 62					148	A	High Point	69 75
				270	H	Wofford	48 54					222	A	N. C. A&T	59 68

Non-Div I Games: Warren Wilson 114 54 Brevard 79 34

Western Caro.

Average RPI Win:	234	WON-LOST	WINNING	LAST 10	STRENGTH OF	OPP. STRENGTH	TEAM	ADJ.	CONF.	ADJ CONF.
Average RPI Loss:	103	RECORD	PCT. RANK	GAMES	SCHEDULE	OF SCHEDULE	RPI	RPI	RPI	RPI
DIV. I ONLY	15- 7	74	7- 3	225	182	104	104	14	14	
DIV. I NON-CONF.	8- 4	87	0- 2	287	167	124	124	17	17	

TOTALS	RPI 1-25	RPI 26-50	W-L RECORDS	RPI 51-100	RPI 101-999	RPI 201+				
15- 7	1- 0	0- 2	OVERALL	0- 2	14- 3	11- 1				
7- 2	0- 0	0- 0	HOME	0- 1	7- 1	6- 0				
8- 5	1- 0	0- 2	AWAY	0- 1	7- 2	5- 1				
0- 0	0- 0	0- 0	NEUTRAL	0- 0	0- 0	0- 0				
8- 4	1- 0	0- 1	NON-CONFERENCE	0- 0	7- 3	5- 1				
3- 1	0- 0	0- 0	HOME	0- 0	3- 1	3- 0				
5- 3	1- 0	0- 1	AWAY	0- 0	4- 2	2- 1				
0- 0	0- 0	0- 0	NEUTRAL	0- 0	0- 0	0- 0				
7- 3	0- 0	0- 1	CONFERENCE	0- 2	7- 0	6- 0				
4- 1	0- 0	0- 0	HOME	0- 1	4- 0	3- 0				
3- 2	0- 0	0- 1	AWAY	0- 1	3- 0	3- 0				
0- 0	0- 0	0- 0	NEUTRAL	0- 0	0- 0	0- 0				

RPI 1-25				RPI 26-50				RPI 51-100				RPI 101+ Team's RPI: 104			
RPI	S	Opponent	Score	RPI	S	Opponent	Score	RPI	S	Opponent	Score	RPI	S	Opponent	Score
12	A	Stanford	71 64	41	A	South Dakota St.	48 84	71	A	South Dakota	81 92	114	H	Milwaukee	67 77
				42	A	Gonzaga	65 80	71	H	South Dakota	58 82	134	A	Northern Ill.	94 96
												154	A	Wichita St.	78 65
												195	H	Denver	118 93
												200	A	Illinois	77 67
												205	A	Oral Roberts	85 63
												205	H	Oral Roberts	56 49
												221	H	Southeast Mo. St.	87 59
												230	A	Austin Peay	81 68
												233	A	Omaha	90 51
												245	A	Bradley	80 87
												257	H	UMKC	90 71
												268	H	North Dakota St.	97 72
												318	A	Fort Wayne	100 64
												318	H	Fort Wayne	91 44
												345	A	Chicago St.	83 45
												345	H	Chicago St.	71 54
LAST 12 Division I GAMES:															
205	A	Oral Roberts	85 63	233	A	Omaha	90 51								
71	A	South Dakota	81 92	205	H	Oral Roberts	56 49								
268	H	North Dakota St.	97 72	71	H	South Dakota	58 82								
195	H	Denver	118 93	318	A	Fort Wayne	100 64								
41	A	South Dakota St.	48 84	245	A	Bradley	80 87								
318	H	Fort Wayne	91 44	42	A	Gonzaga	65 80								

Non-Div I Games: Illinois Col. 122 40 William Woods 96 57

Western Ill.

Average RPI	Win: 205	WON-LOST	WINNING	LAST 10	STRENGTH OF	OPP. STRENGTH	TEAM	ADJ.	CONF.	ADJ CONF.
Average RPI	Loss: 42	RECORD	PCT. RANK	GAMES	SCHEDULE	OF SCHEDULE	RPI	RPI	RPI	RPI
DIV. I ONLY	16- 5	42	8- 1	110	121	45	45	18	18	
DIV. I NON-CONF.	8- 4	87	1- 1	74	26	46	46	19	19	

TOTALS	RPI 1-25	RPI 26-50	W-L RECORDS	RPI 51-100	RPI 101-999	RPI 201+				
16- 5	1- 2	0- 1	OVERALL	2- 2	13- 0	7- 0				
7- 1	0- 1	0- 0	HOME	0- 0	7- 0	4- 0				
5- 4	0- 1	0- 1	AWAY	0- 2	5- 0	3- 0				
4- 0	1- 0	0- 0	NEUTRAL	2- 0	1- 0	0- 0				
8- 4	1- 2	0- 1	NON-CONFERENCE	2- 1	5- 0	3- 0				
2- 1	0- 1	0- 0	HOME	0- 0	2- 0	2- 0				
2- 3	0- 1	0- 1	AWAY	0- 1	2- 0	1- 0				
4- 0	1- 0	0- 0	NEUTRAL	2- 0	1- 0	0- 0				
8- 1	0- 0	0- 0	CONFERENCE	0- 1	8- 0	4- 0				
5- 0	0- 0	0- 0	HOME	0- 0	5- 0	2- 0				
3- 1	0- 0	0- 0	AWAY	0- 1	3- 0	2- 0				
0- 0	0- 0	0- 0	NEUTRAL	0- 0	0- 0	0- 0				

RPI	S	Opponent	Score
2	H	Notre Dame	65 78
15	N	Missouri	79 76
22	A	Iowa	97 104

RPI	S	Opponent	Score
40	A	Ball St.	81 93

Team's RPI: 45

RPI	S	Opponent	Score
58	N	Mercer	67 62
61	N	Toledo	70 56
72	A	Indiana	71 73
75	A	UAB	61 79

RPI	S	Opponent	Score
129	H	Middle Tenn.	57 43
140	A	Southern Ill.	75 49
156	N	Stetson	66 58
163	H	Southern Miss.	81 60
179	H	Fla. Atlantic	82 63
193	A	Louisiana Tech	74 64
251	A	North Texas	79 65
294	H	FIU	101 47
304	H	UTSA	73 38
317	A	Georgia St.	74 63
330	A	Marshall	86 66
341	H	Mississippi Val.	87 48
348	H	Evansville	92 54

LAST 12 Division I GAMES:

179	H	Fla. Atlantic	82 63	294	H	FIU	101 47
193	A	Louisiana Tech	74 64	163	H	Southern Miss.	81 60
251	A	North Texas	79 65	129	H	Middle Tenn.	57 43
330	A	Marshall	86 66	40	A	Ball St.	81 93
304	H	UTSA	73 38	61	N	Toledo	70 56
75	A	UAB	61 79	156	N	Stetson	66 58

Western Ky.

Western Ky.

Non-Div I Games: Lee

88 64

Western Ky.

Average RPI Win: 195

Average RPI Loss: 63

WON-LOST
RECORDWINNING
PCT. RANKLAST 10
GAMESSTRENGTH OF
SCHEDULEOPP. STRENGTH
OF SCHEDULETEAM
RPIADJ.
RPICONF.
RPIADJ CONF.
RPIDIV. I ONLY
DIV. I NON-CONF.10- 10
4- 5172
2025- 5
0- 0102
12858
35109
119109
1197
87
8

TOTALS

RPI 1-25

RPI 26-50

W-L RECORDS

RPI 51-100

RPI 101-999

RPI 201+

10- 10

0- 3

0- 1

OVERALL

1- 5

9- 1

5- 1

5- 2

0- 0

0- 0

HOME

1- 2

4- 0

2- 0

4- 6

0- 2

0- 1

AWAY

0- 2

4- 1

3- 1

1- 2

0- 1

0- 0

NEUTRAL

0- 1

1- 0

0- 0

4- 5

0- 2

0- 0

NON-CONFERENCE

0- 3

4- 0

3- 0

1- 0

0- 0

0- 0

HOME

0- 0

1- 0

1- 0

2- 3

0- 1

0- 0

AWAY

0- 2

2- 0

2- 0

1- 2

0- 1

0- 0

NEUTRAL

0- 1

1- 0

0- 0

6- 5

0- 1

0- 1

CONFERENCE

1- 2

5- 1

2- 1

4- 2

0- 0

0- 0

HOME

1- 2

3- 0

1- 0

2- 3

0- 1

0- 1

AWAY

0- 0

2- 1

1- 1

0- 0

0- 0

0- 0

NEUTRAL

0- 0

0- 0

0- 0

RPI 1-25

RPI 26-50

RPI 51-100

RPI 101+

Team's RPI: 109

RPI	S	Opponent	Score
14	N	Rutgers	64 75
21	A	Buffalo	49 71
22	A	Iowa	56 79

RPI	S	Opponent	Score
28	A	Central Mich.	70 74

RPI	S	Opponent	Score
59	A	Michigan St.	62 65
60	N	St. John's (NY)	48 76
61	H	Toledo	73 78
77	H	Ohio	54 69
78	A	New Mexico	76 88
94	H	Miami (OH)	81 70

RPI	S	Opponent	Score
134	H	Northern Ill.	88 83
137	A	Kent St.	66 61
141	N	ETSU	87 79
182	H	Bowling Green	67 58
208	A	Eastern Mich.	67 69
216	A	Akron	59 51
216	H	Akron	76 60
234	A	New Mexico St.	64 55
292	A	Loyola Chicago	65 47
308	H	Detroit Mercy	74 62

LAST 12 Division I GAMES:

216	H	Akron	76 60	77	H	Ohio	54 69
61	H	Toledo	73 78	134	H	Northern Ill.	88 83
28	A	Central Mich.	70 74	137	A	Kent St.	66 61
216	A	Akron	59 51	21	A	Buffalo	49 71
94	H	Miami (OH)	81 70	182	H	Bowling Green	67 58
208	A	Eastern Mich.	67 69	308	H	Detroit Mercy	74 62

Non-Div I Games:

Goshen

87 36

Kentucky St.

85 50

Olivet

86 37

Western Mich.

Average RPI Win:	187	WON-LOST	WINNING	LAST 10	STRENGTH OF	OPP. STRENGTH	TEAM	ADJ.	CONF.	ADJ CONF.
Average RPI Loss:	88	RECORD	PCT. RANK	GAMES	SCHEDULE	OF SCHEDULE	RPI	RPI	RPI	RPI
DIV. I ONLY	10- 14	222	5- 5	79	83	154	154	8	8	
DIV. I NON-CONF.	5- 9	238	1- 1	88	108	202	202	7	7	

TOTALS	RPI 1-25	RPI 26-50	W-L RECORDS	RPI 51-100	RPI 101-999	RPI 201+				
10- 14	0- 1	1- 5	OVERALL	1- 3	8- 5	4- 1				
7- 4	0- 0	1- 1	HOME	0- 1	6- 2	4- 0				
2- 9	0- 1	0- 4	AWAY	1- 2	1- 2	0- 1				
1- 1	0- 0	0- 0	NEUTRAL	0- 0	1- 1	0- 0				
5- 9	0- 1	0- 2	NON-CONFERENCE	0- 3	5- 3	3- 0				
4- 2	0- 0	0- 0	HOME	0- 1	4- 1	3- 0				
0- 6	0- 1	0- 2	AWAY	0- 2	0- 1	0- 0				
1- 1	0- 0	0- 0	NEUTRAL	0- 0	1- 1	0- 0				
5- 5	0- 0	1- 3	CONFERENCE	1- 0	3- 2	1- 1				
3- 2	0- 0	1- 1	HOME	0- 0	2- 1	1- 0				
2- 3	0- 0	0- 2	AWAY	1- 0	1- 1	0- 1				
0- 0	0- 0	0- 0	NEUTRAL	0- 0	0- 0	0- 0				

RPI 1-25				RPI 26-50				RPI 51-100				RPI 101+ Team's RPI: 154			
RPI	S	Opponent	Score	RPI	S	Opponent	Score	RPI	S	Opponent	Score	RPI	S	Opponent	Score
9	A	Tennessee	56 68	27	H	South Fla.	64 56	55	A	Oklahoma St.	67 91	104	H	Western Ill.	65 78
				39	A	Creighton	61 66	71	H	South Dakota	48 62	117	A	Missouri St.	71 94
				41	A	South Dakota St.	64 96	78	A	New Mexico	62 76	117	H	Missouri St.	72 58
				43	A	Houston	55 73	98	A	Tulane	64 56	170	H	Tulsa	62 67
				43	H	Houston	62 73					175	N	UC Irvine	76 53
				47	A	UCF	53 59					177	A	Memphis	77 64
												177	H	Memphis	69 61
												200	N	Illinois	67 68
												214	H	SMU	66 43
												218	A	East Carolina	67 77
												257	H	UMKC	72 63
												278	H	Alcorn	87 46
												345	H	Chicago St.	66 63

LAST 12 Division I GAMES:															
				43	H	Houston	62 73	177	H	Memphis	69 61				
				218	A	East Carolina	67 77	47	A	UCF	53 59				
				177	A	Memphis	77 64	43	A	Houston	55 73				
				27	H	South Fla.	64 56	170	H	Tulsa	62 67				
				214	H	SMU	66 43	41	A	South Dakota St.	64 96				
				98	A	Tulane	64 56	278	H	Alcorn	87 46				

Non-Div I Games:

Wichita St.

Average RPI Win:	227	WON-LOST	WINNING	LAST 10	STRENGTH OF	OPP. STRENGTH	TEAM	ADJ.	CONF.	ADJ CONF.
Average RPI Loss:	150	RECORD	PCT. RANK	GAMES	SCHEDULE	OF SCHEDULE	RPI	RPI	RPI	RPI
DIV. I ONLY	15- 7	74	5- 5	267	184	137	137	10	10	
DIV. I NON-CONF.	9- 2	34	0- 1	276	236	92	92	12	12	
TOTALS	RPI 1-25	RPI 26-50	W-L RECORDS	RPI 51-100	RPI 101-999	RPI 201+				
15- 7	0- 0	0- 0	OVERALL	1- 3	14- 4	12- 3				
8- 4	0- 0	0- 0	HOME	1- 2	7- 2	6- 2				
7- 3	0- 0	0- 0	AWAY	0- 1	7- 2	6- 1				
0- 0	0- 0	0- 0	NEUTRAL	0- 0	0- 0	0- 0				
9- 2	0- 0	0- 0	NON-CONFERENCE	0- 1	9- 1	7- 1				
5- 1	0- 0	0- 0	HOME	0- 0	5- 1	4- 1				
4- 1	0- 0	0- 0	AWAY	0- 1	4- 0	3- 0				
0- 0	0- 0	0- 0	NEUTRAL	0- 0	0- 0	0- 0				
6- 5	0- 0	0- 0	CONFERENCE	1- 2	5- 3	5- 2				
3- 3	0- 0	0- 0	HOME	1- 2	2- 1	2- 1				
3- 2	0- 0	0- 0	AWAY	0- 0	3- 2	3- 1				
0- 0	0- 0	0- 0	NEUTRAL	0- 0	0- 0	0- 0				

RPI	S	Opponent	Score	RPI	S	Opponent	Score	RPI	S	Opponent	Score	RPI	S	Opponent	Score	Team's RPI: 137
56	H	Drexel	58	65	130	A	Saint Francis (PA)	92	86							
60	A	St. John's (NY)	81	92	133	A	Northeastern	46	64							
69	H	El on	81	75	152	H	Davi dson	73	55							
82	H	James Madi son	41	86	209	A	Ri chmond	78	64							
					218	A	East Carol ina	71	65							
					223	H	Norfol k St.	74	80							
					227	H	Loyol a Maryl and	70	49							
					228	A	Hofstra	54	65							
					228	H	Hofstra	63	53							
					253	H	Fai rfi eld	57	47							
					259	A	Howard	83	71							
					261	A	Col. of Charleston	68	54							
					261	H	Col. of Charleston	79	66							
					265	A	UNCW	66	53							
					269	A	Towson	75	63							
					269	H	Towson	66	67							
					297	H	USC Upstate	83	63							
					312	H	Ol d Domi ni on	75	58							
LAST 12 Division I GAMES:																
269	A	Towson	75	63	69	H	El on	81	75							
82	H	James Madi son	41	86	269	H	Towson	66	67							
228	H	Hofstra	63	53	56	H	Drexel	58	65							
261	H	Col. of Charleston	79	66	265	A	UNCW	66	53							
133	A	Northeastern	46	64	261	A	Col. of Charleston	68	54							
228	A	Hofstra	54	65	223	H	Norfol k St.	74	80							

Non-Div I Games:

William & Mary

Average RPI Win:	349	WON-LOST	WINNING	LAST 10	STRENGTH OF	OPP. STRENGTH	TEAM	ADJ.	CONF.	ADJ CONF.
Average RPI Loss:	198	RECORD	PCT. RANK	GAMES	SCHEDULE	OF SCHEDULE	RPI	RPI	RPI	RPI
DIV. I ONLY	1- 19	345	1- 9	246	320	339	339	28	28	
DIV. I NON-CONF.	0- 10	337	0- 2	209	259	339	339	28	28	
<hr/>										
TOTALS	RPI 1-25	RPI 26-50	W-L RECORDS	RPI 51-100	RPI 101-999	RPI 201+				
1- 19	0- 1	0- 0	OVERALL	0- 3	1- 15	1- 11				
1- 8	0- 0	0- 0	HOME	0- 1	1- 7	1- 5				
0- 11	0- 1	0- 0	AWAY	0- 2	0- 8	0- 6				
0- 0	0- 0	0- 0	NEUTRAL	0- 0	0- 0	0- 0				
0- 10	0- 1	0- 0	NON-CONFERENCE	0- 3	0- 6	0- 5				
0- 4	0- 0	0- 0	HOME	0- 1	0- 3	0- 2				
0- 6	0- 1	0- 0	AWAY	0- 2	0- 3	0- 3				
0- 0	0- 0	0- 0	NEUTRAL	0- 0	0- 0	0- 0				
1- 9	0- 0	0- 0	CONFERENCE	0- 0	1- 9	1- 6				
1- 4	0- 0	0- 0	HOME	0- 0	1- 4	1- 3				
0- 5	0- 0	0- 0	AWAY	0- 0	0- 5	0- 3				
0- 0	0- 0	0- 0	NEUTRAL	0- 0	0- 0	0- 0				

RPI 1-25				RPI 26-50				RPI 51-100				RPI 101+ Team's RPI: 339			
RPI	S	Opponent	Score	RPI	S	Opponent	Score	RPI	S	Opponent	Score	RPI	S	Opponent	Score
19	A	Duke	30 101					51	H	Duquesne	54 81	108	A	Liberty	37 63
								58	A	Mercer	45 93	141	H	ETSU	63 74
								69	A	Elon	37 98	148	H	High Point	58 79
												172	A	Radford	52 78
												216	A	Akron	43 69
												217	H	Gardner-Webb	59 66
												241	H	Campbell	48 72
												244	A	UNC Asheville	51 63
												244	H	UNC Asheville	48 70
												260	A	Presbyterian	45 78
												270	H	Wofford	68 73
												316	A	Charleston So.	45 81
												326	H	South Carolina St.	37 65
												328	A	Tennessee Tech	41 70
												330	A	Marshall	40 70
												349	H	Longwood	69 60
<hr/>															
LAST 12 Division I GAMES:															
244	A	UNC Asheville	51 63	148	H	High Point	58 79								
349	H	Longwood	69 60	108	A	Liberty	37 63								
217	H	Gardner-Webb	59 66	241	H	Campbell	48 72								
260	A	Presbyterian	45 78	172	A	Radford	52 78								
244	H	UNC Asheville	48 70	328	A	Tennessee Tech	41 70								
316	A	Charleston So.	45 81	58	A	Mercer	45 93								

Non-Div I Games: N. C. Wesleyan 94 50

Winthrop

Average RPI	Win: 214	WON-LOST RECORD	WINNING PCT. RANK	LAST 10 GAMES	STRENGTH OF SCHEDULE	OPP. STRENGTH OF SCHEDULE	TEAM RPI	ADJ. RPI	CONF. RPI	ADJ CONF. RPI
Average RPI	Loss: 60									
DIV. I ONLY	9- 16	253	2- 8	74	42	186	186	3	3	
DIV. I NON-CONF.	7- 6	165	0- 0	193	61	162	162	4	4	

TOTALS	RPI 1-25	RPI 26-50	W-L RECORDS	RPI 51-100	RPI 101-999	RPI 201+				
9- 16	0- 4	0- 4	OVERALL	0- 5	9- 3	3- 0				
6- 8	0- 4	0- 1	HOME	0- 2	6- 1	3- 0				
2- 7	0- 0	0- 2	AWAY	0- 3	2- 2	0- 0				
1- 1	0- 0	0- 1	NEUTRAL	0- 0	1- 0	0- 0				
7- 6	0- 1	0- 2	NON-CONFERENCE	0- 1	7- 2	3- 0				
5- 2	0- 1	0- 0	HOME	0- 0	5- 1	3- 0				
1- 3	0- 0	0- 1	AWAY	0- 1	1- 1	0- 0				
1- 1	0- 0	0- 1	NEUTRAL	0- 0	1- 0	0- 0				
2- 10	0- 3	0- 2	CONFERENCE	0- 4	2- 1	0- 0				
1- 6	0- 3	0- 1	HOME	0- 2	1- 0	0- 0				
1- 4	0- 0	0- 1	AWAY	0- 2	1- 1	0- 0				
0- 0	0- 0	0- 0	NEUTRAL	0- 0	0- 0	0- 0				

RPI	S	Opponent	Score	RPI	S	Opponent	Score	RPI	S	Opponent	Score	RPI	S	Opponent	Score	Team's RPI: 186
5	H	Ohio St.	55 68	31	A	Marquette	65 88	53	A	Minnesota	65 90	112	A	George Washington	46 61	
13	H	Green Bay	34 67	34	H	Michigan	57 80	53	H	Minnesota	61 71	114	H	Milwaukee	64 67	
17	H	Maryland	44 71	35	A	Purdue	35 57	72	A	Indiana	55 69	123	N	Vanderbilt	73 71	
22	H	Iowa	46 56	38	N	Syracuse	74 77	80	H	Penn St.	62 69	144	A	Pittsburgh	58 57	
								96	A	Butler	62 69	176	H	Charlotte	80 66	
												189	A	Northwestern	60 69	
												189	H	Northwestern	58 46	
												199	H	Southern U.	77 74	
												200	A	Illinois	70 61	
												232	H	La Salle	71 60	
												319	H	UTRGV	82 54	
												343	H	Savannah St.	82 24	

LAST 12 Division I GAMES:																
5	H	Ohio St.	55 68	80	H	Penn St.	62 69									
53	H	Minnesota	61 71	189	A	Northwestern	60 69									
200	A	Illinois	70 61	17	H	Maryland	44 71									
72	A	Indiana	55 69	34	H	Michigan	57 80									
189	H	Northwestern	58 46	35	A	Purdue	35 57									
53	A	Minnesota	65 90	22	H	Iowa	46 56									

Non-Div I Games:

Wisconsin

Average RPI Win:	261	WON-LOST	WINNING	LAST 10	STRENGTH OF	OPP. STRENGTH	TEAM	ADJ.	CONF.	ADJ CONF.
Average RPI Loss:	169	RECORD	PCT. RANK	GAMES	SCHEDULE	OF SCHEDULE	RPI	RPI	RPI	RPI
DIV. I ONLY	7- 14	261	3- 6	227	224	270	270	17	17	
DIV. I NON-CONF.	4- 8	239	1- 1	309	307	303	303	16	16	

TOTALS	RPI 1-25	RPI 26-50	W-L RECORDS	RPI 51-100	RPI 101-999	RPI 201+				
7- 14	0- 2	0- 0	OVERALL	0- 3	7- 9	5- 7				
5- 6	0- 0	0- 0	HOME	0- 2	5- 4	3- 3				
2- 8	0- 2	0- 0	AWAY	0- 1	2- 5	2- 4				
0- 0	0- 0	0- 0	NEUTRAL	0- 0	0- 0	0- 0				
4- 8	0- 2	0- 0	NON-CONFERENCE	0- 0	4- 6	4- 6				
3- 3	0- 0	0- 0	HOME	0- 0	3- 3	3- 3				
1- 5	0- 2	0- 0	AWAY	0- 0	1- 3	1- 3				
0- 0	0- 0	0- 0	NEUTRAL	0- 0	0- 0	0- 0				
3- 6	0- 0	0- 0	CONFERENCE	0- 3	3- 3	1- 1				
2- 3	0- 0	0- 0	HOME	0- 2	2- 1	0- 0				
1- 3	0- 0	0- 0	AWAY	0- 1	1- 2	1- 1				
0- 0	0- 0	0- 0	NEUTRAL	0- 0	0- 0	0- 0				

RPI 1-25				RPI 26-50				RPI 51-100				RPI 101+ Team's RPI: 270			
RPI	S	Opponent	Score	RPI	S	Opponent	Score	RPI	S	Opponent	Score	RPI	S	Opponent	Score
20	A	Georgia	56 95					58	A	Mercer	39 80	141	H	ETSU	58 61
23	A	South Carolina	60 94					58	H	Mercer	46 71	167	A	Samford	77 81
								92	H	Chattanooga	47 54	167	H	Samford	58 46
												187	H	Furman	79 48
												217	A	Gardner-Webb	55 73
												231	A	UNCG	51 66
												233	H	Omaha	60 64
												236	H	North Florida	69 57
												244	H	UNC Asheville	70 68
												261	A	Col. of Charleston	51 59
												265	H	UNCW	60 65
												279	A	Coastal Caro.	51 67
												316	H	Charleston So.	45 68
												324	A	Western Caro.	54 48
												333	H	N. C. Central	77 56
												339	A	Winthrop	73 68

LAST 12 Division I GAMES:															
58	A	Mercer	39 80	231	A	UNCG	51 66								
167	A	Samford	77 81	167	H	Samford	58 46								
187	H	Furman	79 48	58	H	Mercer	46 71								
141	H	ETSU	58 61	236	H	North Florida	69 57								
92	H	Chattanooga	47 54	316	H	Charleston So.	45 68								
324	A	Western Caro.	54 48	279	A	Coastal Caro.	51 67								

Non-Div I Games: Bob Jones 96 54 Brevard 85 46 Southern Wesleyan 104 57

Wofford

Average RPI Win:	230	WON-LOST	WINNING	LAST 10	STRENGTH OF	OPP. STRENGTH	TEAM	ADJ.	CONF.	ADJ CONF.
Average RPI Loss:	68	RECORD	PCT. RANK	GAMES	SCHEDULE	OF SCHEDULE	RPI	RPI	RPI	RPI
DIV. I ONLY	14- 8	96	6- 4	147	158	93	93	11	11	
DIV. I NON-CONF.	7- 3	74	0- 0	253	155	99	99	13	13	

TOTALS	RPI 1-25	RPI 26-50	W-L RECORDS	RPI 51-100	RPI 101-999	RPI 201+				
14- 8	0- 4	0- 0	OVERALL	1- 1	13- 3	10- 0				
6- 2	0- 1	0- 0	HOME	0- 1	6- 0	5- 0				
6- 5	0- 3	0- 0	AWAY	1- 0	5- 2	4- 0				
2- 1	0- 0	0- 0	NEUTRAL	0- 0	2- 1	1- 0				
7- 3	0- 2	0- 0	NON-CONFERENCE	1- 0	6- 1	4- 0				
3- 0	0- 0	0- 0	HOME	0- 0	3- 0	3- 0				
2- 2	0- 2	0- 0	AWAY	1- 0	1- 0	0- 0				
2- 1	0- 0	0- 0	NEUTRAL	0- 0	2- 1	1- 0				
7- 5	0- 2	0- 0	CONFERENCE	0- 1	7- 2	6- 0				
3- 2	0- 1	0- 0	HOME	0- 1	3- 0	2- 0				
4- 3	0- 1	0- 0	AWAY	0- 0	4- 2	4- 0				
0- 0	0- 0	0- 0	NEUTRAL	0- 0	0- 0	0- 0				

RPI 1-25				RPI 26-50				RPI 51-100 Team's RPI: 93				RPI 101+			
RPI	S	Opponent	Score	RPI	S	Opponent	Score	RPI	S	Opponent	Score	RPI	S	Opponent	Score
13	A	Green Bay	68 75					63	H	IUPUI	61 64	114	A	Milwaukee	53 59
13	H	Green Bay	51 58					68	A	Belmont	91 81	114	H	Milwaukee	56 51
15	A	Missouri	80 82									124	A	Cleveland St.	70 71
20	A	Georgia	71 87									137	A	Kent St.	72 60
												156	N	Stetson	64 59
												184	N	Providence	69 74
												209	N	Richmond	85 69
												210	A	Oakland	77 57
												225	A	Youngstown St.	69 59
												225	H	Youngstown St.	73 50
												237	A	Northern Ky.	68 63
												308	A	Detroit Mercy	88 60
												314	H	Ill. -Chicago	60 50
												328	H	Tennessee Tech	82 59
												345	H	Chicago St.	84 39
												346	H	Eastern Ill.	81 46

LAST 12 Division I GAMES:															
13	A	Green Bay	68 75	225	H	Youngstown St.	73 50								
114	A	Milwaukee	53 59	237	A	Northern Ky.	68 63								
225	A	Youngstown St.	69 59	308	A	Detroit Mercy	88 60								
124	A	Cleveland St.	70 71	210	A	Oakland	77 57								
63	H	IUPUI	61 64	114	H	Milwaukee	56 51								
314	H	Ill. -Chicago	60 50	13	H	Green Bay	51 58								

Non-Div I Games: Northwestern Ohio 106 52 Cincinnati Christian 99 36

Wright St.

Average RPI Loss: 137

DIV. I ONLY	12- 7	106	7- 3	60	204	76	76	16	16
DIV. I NON-CONF.	5- 4	146	0- 1	30	277	66	66	14	14
TOTALS	RPI 1-25	RPI 26-50	W-L RECORDS	RPI 51-100	RPI 101-999	RPI 201+			
12- 7	0- 1	0- 0	OVERALL	2- 1	10- 5	3- 2			
7- 1	0- 0	0- 0	HOME	2- 0	5- 1	3- 0			
5- 4	0- 1	0- 0	AWAY	0- 0	5- 3	0- 2			
0- 2	0- 0	0- 0	NEUTRAL	0- 1	0- 1	0- 0			
5- 4	0- 1	0- 0	NON-CONFERENCE	1- 1	4- 2	1- 1			
3- 0	0- 0	0- 0	HOME	1- 0	2- 0	1- 0			
2- 2	0- 1	0- 0	AWAY	0- 0	2- 1	0- 1			
0- 2	0- 0	0- 0	NEUTRAL	0- 1	0- 1	0- 0			
7- 3	0- 0	0- 0	CONFERENCE	1- 0	6- 3	2- 1			
4- 1	0- 0	0- 0	HOME	1- 0	3- 1	2- 0			
3- 2	0- 0	0- 0	AWAY	0- 0	3- 2	0- 1			
0- 0	0- 0	0- 0	NEUTRAL	0- 0	0- 0	0- 0			

RPI 1-25				RPI 26-50				RPI 51-100				Team's RPI : 76				RPI 101+			
RPI	S	Opponent	Score	RPI	S	Opponent	Score	RPI	S	Opponent	Score	RPI	S	Opponent	Score	RPI	S	Opponent	Score
19	A	Duke	40 63					63	N	IUPUI	59 65	110	A	Colorado St.	53 49				
								78	H	New Mexico	66 55	110	H	Colorado St.	53 64				
								86	H	Drake	75 61	146	A	Fresno St.	47 60				
												153	N	UNI	40 55				
												162	A	Idaho	70 64				
												171	H	Idaho St.	61 53				
												188	A	Nevada	65 62				
												188	H	Nevada	66 60				
												191	A	Boise St.	66 51				
												195	A	Denver	61 51				
												219	A	Montana St.	46 50				
												226	H	Montana	67 62				
												248	H	San Jose St.	58 46				
												249	A	San Diego St.	62 68				
												287	H	Utah St.	61 44				
LAST 12 Division I GAMES:																			
146	A	Fresno St.	47 60	78	H	New Mexico	66 55												
110	H	Colorado St.	53 64	191	A	Boise St.	66 51												
248	H	San Jose St.	58 46	188	H	Nevada	66 60												
188	A	Nevada	65 62	249	A	San Diego St.	62 68												
287	H	Utah St.	61 44	19	A	Duke	40 63												
110	A	Colorado St.	53 49	162	A	Idaho	70 64												

Wyoming

Average RPI	Win:	217	WON-LOST	WINNING	LAST 10	STRENGTH OF	OPP. STRENGTH	TEAM	ADJ.	CONF.	ADJ CONF.
Average RPI	Loss:	71	RECORD	PCT. RANK	GAMES	SCHEDULE	OF SCHEDULE	RPI	RPI	RPI	RPI
DIV. I ONLY		9- 15	245	1- 9	114	74	207	207	6	6	
DIV. I NON-CONF.		7- 4	102	0- 0	218	240	161	161	6	6	

TOTALS	RPI 1-25		RPI 26-50		W-L RECORDS	RPI 51-100		RPI 101-999		RPI 201+	
9- 15	0- 2		0- 4		OVERALL	1- 5		8- 4		4- 0	
7- 6	0- 0		0- 2		HOME	0- 2		7- 2		4- 0	
1- 8	0- 1		0- 2		AWAY	1- 3		0- 2		0- 0	
1- 1	0- 1		0- 0		NEUTRAL	0- 0		1- 0		0- 0	
7- 4	0- 1		0- 0		NON-CONFERENCE	0- 1		7- 2		4- 0	
6- 1	0- 0		0- 0		HOME	0- 0		6- 1		4- 0	
0- 2	0- 0		0- 0		AWAY	0- 1		0- 1		0- 0	
1- 1	0- 1		0- 0		NEUTRAL	0- 0		1- 0		0- 0	
2- 11	0- 1		0- 4		CONFERENCE	1- 4		1- 2		0- 0	
1- 5	0- 0		0- 2		HOME	0- 2		1- 1		0- 0	
1- 6	0- 1		0- 2		AWAY	1- 2		0- 1		0- 0	
0- 0	0- 0		0- 0		NEUTRAL	0- 0		0- 0		0- 0	

RPI 1-25				RPI 26-50				RPI 51-100				RPI 101+ Team's RPI: 207			
RPI	S	Opponent	Score	RPI	S	Opponent	Score	RPI	S	Opponent	Score	RPI	S	Opponent	Score
15	N	Missouri	48 74	26	A	Villanova	57 75	53	A	Minnesota	62 74	102	H	Wake Forest	57 62
24	A	DePaul	48 79	26	H	Villanova	50 89	60	A	St. John's (NY)	36 70	126	A	Georgetown	60 65
				31	A	Marquette	67 88	60	H	St. John's (NY)	63 67	126	H	Georgetown	48 65
				39	H	Creighton	64 71	95	A	Seton Hall	53 58	143	H	Cincinnati	53 50
								95	H	Seton Hall	51 62	160	H	New Hampshire	71 66
								96	A	Butler	69 62	182	A	Bowling Green	53 63
												184	H	Providence	68 59
												187	N	Furman	75 62
												247	H	Grambling	72 67
												275	H	Mt. St. Mary's	66 45
												318	H	Fort Wayne	62 50
												340	H	Florida A&M	70 52

LAST 12 Division I GAMES:															
60	A	St. John's (NY)	36 70	31	A	Marquette	67 88								
95	A	Seton Hall	53 58	24	A	DePaul	48 79								
126	H	Georgetown	48 65	95	H	Seton Hall	51 62								
26	H	Villanova	50 89	60	H	St. John's (NY)	63 67								
39	H	Creighton	64 71	26	A	Villanova	57 75								
184	H	Providence	68 59	126	A	Georgetown	60 65								

Non-Div I Games:

Xavier

Yale

Through Games Of Feb. 4, 2018

Average RPI Win:	188	WON-LOST	WINNING	LAST 10	STRENGTH OF	OPP. STRENGTH	TEAM	ADJ.	CONF.	ADJ CONF.
Average RPI Loss:	121	RECORD	PCT. RANK	GAMES	SCHEDULE	OF SCHEDULE	RPI	RPI	RPI	RPI
DIV. I ONLY	10- 9	155	4- 6	83	167	116	116	9	9	
DIV. I NON-CONF.	7- 6	165	3- 3	238	208	180	180	9	9	

TOTALS	RPI 1-25	RPI 26-50	W-L RECORDS	RPI 51-100	RPI 101-999	RPI 201+
10- 9	0- 0	1- 0	OVERALL	1- 4	8- 5	5- 0
4- 4	0- 0	1- 0	HOME	0- 2	3- 2	2- 0
6- 3	0- 0	0- 0	AWAY	1- 1	5- 2	3- 0
0- 2	0- 0	0- 0	NEUTRAL	0- 1	0- 1	0- 0
7- 6	0- 0	0- 0	NON-CONFERENCE	1- 2	6- 4	5- 0
2- 3	0- 0	0- 0	HOME	0- 1	2- 2	2- 0
5- 1	0- 0	0- 0	AWAY	1- 0	4- 1	3- 0
0- 2	0- 0	0- 0	NEUTRAL	0- 1	0- 1	0- 0
3- 3	0- 0	1- 0	CONFERENCE	0- 2	2- 1	0- 0
2- 1	0- 0	1- 0	HOME	0- 1	1- 0	0- 0
1- 2	0- 0	0- 0	AWAY	0- 1	1- 1	0- 0
0- 0	0- 0	0- 0	NEUTRAL	0- 0	0- 0	0- 0

RPI 1-25				RPI 26-50				RPI 51-100				RPI 101+				Team's RPI: 116
RPI	S	Opponent	Score	RPI	S	Opponent	Score	RPI	S	Opponent	Score	RPI	S	Opponent	Score	
				48	H	Princeton	73 59	52	A	TCU	82 72	113	A	Dartmouth	57 39	
								70	N	UC Davis	61 71	121	A	Brown	71 81	
								72	H	Indiana	68 72	121	H	Brown	77 63	
								74	A	Harvard	73 97	136	A	Kansas	75 81	
								90	H	Penn	54 69	164	A	Binghamton	73 69	
												165	N	Hartford	70 78	
												180	H	Army West Point	65 82	
												184	H	Providence	51 55	
												204	A	Stony Brook	77 71	
												264	H	LIU Brooklyn	62 51	
												274	H	Colgate	82 56	
												299	A	Central Conn. St.	75 62	
												342	A	Saint Peter's	70 49	

LAST 12 Division I GAMES:															
90	H	Penn	54	69	165	N	Hartford	70	78						
48	H	Princeton	73	59	70	N	UC Davis	61	71						
113	A	Dartmouth	57	39	72	H	Indiana	68	72						
74	A	Harvard	73	97	342	A	Saint Peter's	70	49						
121	A	Brown	71	81	299	A	Central Conn. St.	75	62						
121	H	Brown	77	63	204	A	Stony Brook	77	71						

Non-Div I Games:

Yale

Loss

Non-Conf,S Site,H Home A Away N Neutral

Page 348

Non-Div I Games:

Yale

Average RPI Win:	264	WON-LOST	WINNING	LAST 10	STRENGTH OF	OPP. STRENGTH	TEAM	ADJ.	CONF.	ADJ CONF.
Average RPI Loss:	120	RECORD	PCT. RANK	GAMES	SCHEDULE	OF SCHEDULE	RPI	RPI	RPI	RPI
DIV. I ONLY	8- 13	238	5- 5	195	169	225	225	11	11	
DIV. I NON-CONF.	2- 7	286	0- 0	232	217	278	278	13	13	
<hr/>										
TOTALS	RPI 1-25	RPI 26-50	W-L RECORDS	RPI 51-100	RPI 101-999	RPI 201+				
8- 13	0- 1	0- 0	OVERALL	0- 4	8- 8	7- 2				
4- 5	0- 0	0- 0	HOME	0- 2	4- 3	4- 1				
4- 8	0- 1	0- 0	AWAY	0- 2	4- 5	3- 1				
0- 0	0- 0	0- 0	NEUTRAL	0- 0	0- 0	0- 0				
2- 7	0- 0	0- 0	NON-CONFERENCE	0- 1	2- 6	2- 1				
1- 2	0- 0	0- 0	HOME	0- 0	1- 2	1- 0				
1- 5	0- 0	0- 0	AWAY	0- 1	1- 4	1- 1				
0- 0	0- 0	0- 0	NEUTRAL	0- 0	0- 0	0- 0				
6- 6	0- 1	0- 0	CONFERENCE	0- 3	6- 2	5- 1				
3- 3	0- 0	0- 0	HOME	0- 2	3- 1	3- 1				
3- 3	0- 1	0- 0	AWAY	0- 1	3- 1	2- 0				
0- 0	0- 0	0- 0	NEUTRAL	0- 0	0- 0	0- 0				

RPI 1-25				RPI 26-50				RPI 51-100				RPI 101+				Team's RPI: 225
RPI	S	Opponent	Score	RPI	S	Opponent	Score	RPI	S	Opponent	Score	RPI	S	Opponent	Score	
13	A	Green Bay	56 65					63	H	IUPUI	43 65	114	A	Milwaukee	61 62	
								67	A	American	72 78	124	A	Cleveland St.	66 52	
								93	A	Wright St.	50 73	130	A	Saint Francis (PA)	65 79	
								93	H	Wright St.	59 69	135	H	Bucknell	60 66	
												137	H	Kent St.	44 55	
												144	A	Pittsburgh	58 66	
												147	A	Robert Morris	52 84	
												210	A	Oakland	86 76	
												210	H	Oakland	48 58	
												216	A	Akron	58 75	
												237	H	Northern Ky.	54 51	
												292	A	Loyola Chicago	73 49	
												308	A	Detroit Mercy	72 52	
												308	H	Detroit Mercy	76 59	
												314	H	Ill.-Chicago	76 63	
												322	H	Northern Arizona	69 67	
<hr/>																
LAST 12 Division I GAMES:																
308	A	Detroit Mercy	72 52	114	A	Milwaukee	61 62									
210	A	Oakland	86 76	13	A	Green Bay	56 65									
93	H	Wright St.	59 69	63	H	IUPUI	43 65									
237	H	Northern Ky.	54 51	314	H	Ill.-Chicago	76 63									
124	A	Cleveland St.	66 52	210	H	Oakland	48 58									
93	A	Wright St.	50 73	308	H	Detroit Mercy	76 59									

Non-Div I Games: Ohio Valley 86 59 Penn St.-Beaver 97 40

Youngstown St.