

Average RPI Win:	299	WON-LOST	WINNING	LAST 10	STRENGTH OF	OPP. STRENGTH	TEAM	ADJ.	CONF.	ADJ CONF.
Average RPI Loss:	181	RECORD	PCT. RANK	GAMES	SCHEDULE	OF SCHEDULE	RPI	RPI	RPI	RPI
DIV. I ONLY	5- 14	291	4- 6	188	345	305	305	27	27	
DIV. I NON-CONF.	1- 7	313	0- 1	59	349	295	295	27	27	
TOTALS	RPI 1-25	RPI 26-50	W-L RECORDS	RPI 51-100	RPI 101-150	RPI 150+				
5- 14	0- 1	0- 0	OVERALL	0- 1	0- 4	5- 8				
4- 4	0- 0	0- 0	HOME	0- 1	0- 2	4- 1				
1- 9	0- 1	0- 0	AWAY	0- 0	0- 2	1- 6				
0- 1	0- 0	0- 0	NEUTRAL	0- 0	0- 0	0- 1				
1- 7	0- 1	0- 0	NON-CONFERENCE	0- 1	0- 0	1- 5				
1- 2	0- 0	0- 0	HOME	0- 1	0- 0	1- 1				
0- 4	0- 1	0- 0	AWAY	0- 0	0- 0	0- 3				
0- 1	0- 0	0- 0	NEUTRAL	0- 0	0- 0	0- 1				
4- 7	0- 0	0- 0	CONFERENCE	0- 0	0- 4	4- 3				
3- 2	0- 0	0- 0	HOME	0- 0	0- 2	3- 0				
1- 5	0- 0	0- 0	AWAY	0- 0	0- 2	1- 3				
0- 0	0- 0	0- 0	NEUTRAL	0- 0	0- 0	0- 0				

RPI 1-25				RPI 26-50				RPI 51-100				RPI 101+ Team's RPI: 305			
RPI	S	Opponent	Score	RPI	S	Opponent	Score	RPI	S	Opponent	Score	RPI	S	Opponent	Score
21	A	Texas A&M	55 84					87	H	Toledo	60 76	111	A	SFA	56 64
												112	H	Central Ark.	41 49
												127	A	Lamar University	49 65
												130	H	Abilene Christian	59 72
												180	A	Rice	36 70
												181	A	Texas St.	50 57
												195	A	New Orleans	54 75
												207	H	Texas Southern	64 61
												242	N	UC Santa Barbara	60 66
												250	A	UTRGV	46 55
												250	H	UTRGV	65 68
												303	H	Northwestern St.	60 51
												308	A	Nicholls St.	54 74
												308	H	Nicholls St.	65 60
												334	H	Southeastern La.	77 61
												337	A	Houston Baptist	51 56
												343	A	Sam Houston St.	63 37
LAST 12 Division I GAMES:															
337	A	Houston Baptist	51 56	334	H	Southeastern La.	77 61								
130	H	Abilene Christian	59 72	303	H	Northwestern St.	60 51								
308	H	Nicholls St.	65 60	111	A	SFA	56 64								
127	A	Lamar University	49 65	308	A	Nicholls St.	54 74								
343	A	Sam Houston St.	63 37	195	A	New Orleans	54 75								
112	H	Central Ark.	41 49	250	A	UTRGV	46 55								

Non-Div I Games: Schreiner 73 44 Okla. Panhandle 66 40 Montana Tech 83 50

A&M-Corpus Christi

Loss, Non-Conf, S Site, H Home A Away N Neutral

Average RPI Win:	249	WON-LOST	WINNING	LAST 10	STRENGTH OF	OPP. STRENGTH	TEAM	ADJ.	CONF.	ADJ CONF.
Average RPI Loss:	114	RECORD	PCT. RANK	GAMES	SCHEDULE	OF SCHEDULE	RPI	RPI	RPI	RPI
DIV. I ONLY	12- 7	114	9- 1	185	261	130	130	27	27	
DIV. I NON-CONF.	3- 6	230	1- 0	83	133	182	182	27	27	
TOTALS	RPI 1-25	RPI 26-50	W-L RECORDS	RPI 51-100	RPI 101-150	RPI 150+				
12- 7	0- 2	0- 1	OVERALL	0- 0	2- 2	10- 2				
7- 2	0- 0	0- 0	HOME	0- 0	2- 1	5- 1				
4- 5	0- 2	0- 1	AWAY	0- 0	0- 1	4- 1				
1- 0	0- 0	0- 0	NEUTRAL	0- 0	0- 0	1- 0				
3- 6	0- 2	0- 1	NON-CONFERENCE	0- 0	0- 1	3- 2				
2- 1	0- 0	0- 0	HOME	0- 0	0- 0	2- 1				
0- 5	0- 2	0- 1	AWAY	0- 0	0- 1	0- 1				
1- 0	0- 0	0- 0	NEUTRAL	0- 0	0- 0	1- 0				
9- 1	0- 0	0- 0	CONFERENCE	0- 0	2- 1	7- 0				
5- 1	0- 0	0- 0	HOME	0- 0	2- 1	3- 0				
4- 0	0- 0	0- 0	AWAY	0- 0	0- 0	4- 0				
0- 0	0- 0	0- 0	NEUTRAL	0- 0	0- 0	0- 0				

RPI 1-25				RPI 26-50				RPI 51-100				RPI 101+ Team's RPI: 130			
RPI	S	Opponent	Score	RPI	S	Opponent	Score	RPI	S	Opponent	Score	RPI	S	Opponent	Score
5	A	Baylor	34 79	30	A	Missouri	46 52					111	H	SFA	61 70
21	A	Texas A&M	45 71									112	H	Central Ark.	83 76
												127	H	Lamar University	77 59
												148	A	UTSA	68 71
												166	H	Omaha	73 66
												176	A	Wichita St.	62 81
												195	H	New Orleans	68 55
												248	N	Murray St.	81 57
												250	H	UTRGV	70 54
												260	H	McNeese	77 65
												305	A	A&M-Corpus Christi	72 59
												308	A	Nicholls St.	89 73
												310	H	UMKC	68 71
												334	A	Southeastern La.	82 57
												336	A	Incarnate Word	75 66
												343	H	Sam Houston St.	78 56
LAST 12 Division I GAMES:															
343	H	Sam Houston St.	78 56	111	H	SFA	61 70								
305	A	A&M-Corpus Christi	72 59	112	H	Central Ark.	83 76								
260	H	McNeese	77 65	195	H	New Orleans	68 55								
336	A	Incarnate Word	75 66	334	A	Southeastern La.	82 57								
308	A	Nicholls St.	89 73	248	N	Murray St.	81 57								
127	H	Lamar University	77 59	176	A	Wichita St.	62 81								

Non-Div I Games: Harding 74 62 Sul Ross St. 106 58 Howard Payne 87 52

Abilene Christian

Loss, Non-Conf, S Site, H Home A Away N Neutral

Average RPI Win:	304	WON-LOST	WINNING	LAST 10	STRENGTH OF	OPP. STRENGTH	TEAM	ADJ.	CONF.	ADJ CONF.
Average RPI Loss:	162	RECORD	PCT. RANK	GAMES	SCHEDULE	OF SCHEDULE	RPI	RPI	RPI	RPI
DIV. I ONLY	3- 17	326	1- 9	183	267	315	315	13	13	
DIV. I NON-CONF.	2- 8	288	0- 2	258	334	320	320	15	15	
TOTALS	RPI 1-25	RPI 26-50	W-L RECORDS	RPI 51-100	RPI 101-150	RPI 150+				
3- 17	0- 0	0- 0	OVERALL	0- 3	0- 5	3- 9				
1- 9	0- 0	0- 0	HOME	0- 2	0- 4	1- 3				
2- 8	0- 0	0- 0	AWAY	0- 1	0- 1	2- 6				
0- 0	0- 0	0- 0	NEUTRAL	0- 0	0- 0	0- 0				
2- 8	0- 0	0- 0	NON-CONFERENCE	0- 1	0- 3	2- 4				
1- 4	0- 0	0- 0	HOME	0- 0	0- 3	1- 1				
1- 4	0- 0	0- 0	AWAY	0- 1	0- 0	1- 3				
0- 0	0- 0	0- 0	NEUTRAL	0- 0	0- 0	0- 0				
1- 9	0- 0	0- 0	CONFERENCE	0- 2	0- 2	1- 5				
0- 5	0- 0	0- 0	HOME	0- 2	0- 1	0- 2				
1- 4	0- 0	0- 0	AWAY	0- 0	0- 1	1- 3				
0- 0	0- 0	0- 0	NEUTRAL	0- 0	0- 0	0- 0				

RPI S	Opponent	Score	RPI S	Opponent	Score	RPI S	Opponent	Score	RPI S	Opponent	Score	Team's RPI: 315
						67	H Colorado St.	35 72	101	A Wyoming	41 73	
						76	H UNLV	56 60	101	H Wyoming	54 66	
						82	A Colorado	68 95	108	H Vanderbilt	49 75	
									110	H Northern Colo.	44 71	
									119	H Navy	46 64	
									168	A Fresno St.	40 63	
									168	H Fresno St.	56 72	
									170	A Army West Point	47 75	
									201	A Utah St.	62 65	
									206	A San Jose St.	74 86	
									226	H Weber St.	61 76	
									235	A San Diego St.	62 59	
									265	A Eastern Mich.	44 65	
									291	H Nevada	51 56	
									301	A Denver	52 65	
									331	H Utah Valley	64 53	
									346	A Fairleigh Dickinson	56 48	
LAST 12 Division I GAMES:												
101	A Wyoming	41 73	168	A Fresno St.	40 63							
168	H Fresno St.	56 72	67	H Colorado St.	35 72							
235	A San Diego St.	62 59	201	A Utah St.	62 65							
76	H UNLV	56 60	101	H Wyoming	54 66							
291	H Nevada	51 56	265	A Eastern Mich.	44 65							
206	A San Jose St.	74 86	110	H Northern Colo.	44 71							

Non-Div I Games:

Air Force

■ Loss,
 ■ Non-Conf, S Site,
 ■ Home
 ■ Away
 N Neutral

Average RPI Win: 260	WON-LOST	WINNING	LAST 10	STRENGTH OF	OPP. STRENGTH	TEAM	ADJ.	CONF.	ADJ CONF.
Average RPI Loss: 127	RECORD	PCT. RANK	GAMES	SCHEDULE	OF SCHEDULE	RPI	RPI	RPI	RPI
DIV. I ONLY	7- 12	236	2- 8	180	213	211	211	10	10
DIV. I NON-CONF.	5- 4	143	0- 1	272	203	172	172	11	11

TOTALS	RPI 1-25	RPI 26-50	W-L RECORDS	RPI 51-100	RPI 101-150	RPI 150+			
7- 12	0- 1	0- 1	OVERALL	1- 3	0- 3	6- 4			
1- 6	0- 0	0- 1	HOME	0- 1	0- 2	1- 2			
6- 5	0- 0	0- 0	AWAY	1- 2	0- 1	5- 2			
0- 1	0- 1	0- 0	NEUTRAL	0- 0	0- 0	0- 0			
5- 4	0- 1	0- 0	NON-CONFERENCE	0- 2	0- 1	5- 0			
0- 2	0- 0	0- 0	HOME	0- 1	0- 1	0- 0			
5- 1	0- 0	0- 0	AWAY	0- 1	0- 0	5- 0			
0- 1	0- 1	0- 0	NEUTRAL	0- 0	0- 0	0- 0			
2- 8	0- 0	0- 1	CONFERENCE	1- 1	0- 2	1- 4			
1- 4	0- 0	0- 1	HOME	0- 0	0- 1	1- 2			
1- 4	0- 0	0- 0	AWAY	1- 1	0- 1	0- 2			
0- 0	0- 0	0- 0	NEUTRAL	0- 0	0- 0	0- 0			

RPI 1-25				RPI 26-50				RPI 51-100				RPI 101+				Team's RPI: 211	
RPI	S	Opponent	Score	RPI	S	Opponent	Score	RPI	S	Opponent	Score	RPI	S	Opponent	Score		
25	N	Elon	62 65	47	H	Ohio	69 85	61	H	Bucknell	47 61	114	H	Duquesne	57 67		
								79	A	Northern Ill.	84 55	129	A	Ball St.	70 80		
								84	A	Central Mich.	62 89	129	H	Ball St.	63 90		
								96	A	Penn St.	71 84	167	A	Western Mich.	60 73		
												167	H	Western Mich.	57 73		
												240	A	Canisius	73 64		
												253	A	Bowling Green	50 86		
												253	H	Bowling Green	58 62		
												265	H	Eastern Mich.	80 62		
												283	A	Georgia St.	78 66		
												314	A	Eastern Ky.	63 57		
												316	A	Youngstown St.	76 74		
												325	A	Winthrop	80 59		
LAST 12 Division I GAMES:																	
253	A	Bowling Green	50 86	47	H	Ohio	69 85	253	H	Bowling Green	58 62	84	A	Central Mich.	62 89		
129	H	Ball St.	63 90	167	A	Western Mich.	60 73	25	N	Elon	62 65	283	A	Georgia St.	78 66		
265	H	Eastern Mich.	80 62														
167	H	Western Mich.	57 73														
79	A	Northern Ill.	84 55														
129	A	Ball St.	70 80														

Non-Div I Games: Ohio Christian 69 52 Malone 63 52

Akron

■ Loss,
 ■ Non-Conf,
 ■ S Site,
 ■ H Home
 ■ A Away
 N Neutral

Alabama

Through Games Of Feb. 4, 2017

Average RPI Win:	218	WON-LOST	WINNING	LAST 10	STRENGTH OF	OPP. STRENGTH	TEAM	ADJ.	CONF.	ADJ CONF.
Average RPI Loss:	45	RECORD	PCT. RANK	GAMES	SCHEDULE	OF SCHEDULE	RPI	RPI	RPI	RPI
DIV. I ONLY	15- 7	81	4- 6	163	78	113	113	2	2	
DIV. I NON-CONF.	12- 1	7	3- 0	341	251	118	118	2	2	
TOTALS	RPI 1-25	RPI 26-50	W-L RECORDS	RPI 51-100	RPI 101-150	RPI 150+				
15- 7	0- 4	2- 1	OVERALL	0- 0	3- 2	10- 0				
11- 4	0- 3	1- 0	HOME	0- 0	2- 1	8- 0				
2- 3	0- 1	1- 1	AWAY	0- 0	1- 1	0- 0				
2- 0	0- 0	0- 0	NEUTRAL	0- 0	0- 0	2- 0				
12- 1	0- 0	1- 1	NON-CONFERENCE	0- 0	1- 0	10- 0				
10- 0	0- 0	1- 0	HOME	0- 0	1- 0	8- 0				
0- 1	0- 0	0- 1	AWAY	0- 0	0- 0	0- 0				
2- 0	0- 0	0- 0	NEUTRAL	0- 0	0- 0	2- 0				
3- 6	0- 4	1- 0	CONFERENCE	0- 0	2- 2	0- 0				
1- 4	0- 3	0- 0	HOME	0- 0	1- 1	0- 0				
2- 2	0- 1	1- 0	AWAY	0- 0	1- 1	0- 0				
0- 0	0- 0	0- 0	NEUTRAL	0- 0	0- 0	0- 0				

RPI 1-25				RPI 26-50				RPI 51-100				RPI 101+ Team's RPI: 113			
RPI	S	Opponent	Score	RPI	S	Opponent	Score	RPI	S	Opponent	Score	RPI	S	Opponent	Score
3	A	South Carolina	45 93	30	A	Missouri	59 58					102	A	Ole Miss	65 57
4	H	Mississippi St.	54 67	41	A	Georgetown	59 70					102	H	Ole Miss	90 80
16	H	Kentucky	54 71	50	H	Georgia Tech	67 65					108	A	Vanderbilt	80 87
24	H	Auburn	55 66									122	H	Arkansas	50 68
												142	H	Kansas	71 65
												195	H	New Orleans	78 57
												257	H	Ga. Southern	66 48
												260	N	McNeese	84 63
												276	H	Mississippi Val.	93 44
												283	H	Georgia St.	80 57
												286	N	UTEP	78 60
												297	H	Lipscomb	82 35
												302	H	Alcorn	93 43
												341	H	Florida A&M	81 46
												349	H	Alabama A&M	97 29
LAST 12 Division I GAMES:															
24	H	Auburn	55 66	30	A	Missouri	59 58								
108	A	Vanderbilt	80 87	102	H	Ole Miss	90 80								
102	A	Ole Miss	65 57	3	A	South Carolina	45 93								
4	H	Mississippi St.	54 67	341	H	Florida A&M	81 46								
122	H	Arkansas	50 68	286	N	UTEP	78 60								
16	H	Kentucky	54 71	260	N	McNeese	84 63								

Non-Div I Games:

Alabama

■ Loss,
 ■ Non-Conf, S Site,
 ■ Home
 ■ Away
 N Neutral

Average RPI Win:	0	WON-LOST	WINNING	LAST 10	STRENGTH OF	OPP. STRENGTH	TEAM	ADJ.	CONF.	ADJ CONF.
Average RPI Loss:	235	RECORD	PCT. RANK	GAMES	SCHEDULE	OF SCHEDULE	RPI	RPI	RPI	RPI
DIV. I ONLY	0- 17	348	0- 10	326	332	349	349	30	30	
DIV. I NON-CONF.	0- 7	335	0- 2	200	237	340	340	30	30	
TOTALS	RPI 1-25	RPI 26-50	W-L RECORDS	RPI 51-100	RPI 101-150	RPI 150+				
0- 17	0- 0	0- 0	OVERALL	0- 2	0- 1	0- 14				
0- 6	0- 0	0- 0	HOME	0- 0	0- 0	0- 6				
0- 11	0- 0	0- 0	AWAY	0- 0	0- 0	0- 3				
0- 0	0- 0	0- 0	NEUTRAL	0- 0	0- 0	0- 0				
0- 7	0- 0	0- 0	NON-CONFERENCE	0- 2	0- 1	0- 4				
0- 0	0- 0	0- 0	HOME	0- 0	0- 0	0- 0				
0- 7	0- 0	0- 0	AWAY	0- 2	0- 1	0- 4				
0- 0	0- 0	0- 0	NEUTRAL	0- 0	0- 0	0- 0				
0- 10	0- 0	0- 0	CONFERENCE	0- 0	0- 0	0- 10				
0- 6	0- 0	0- 0	HOME	0- 0	0- 0	0- 6				
0- 4	0- 0	0- 0	AWAY	0- 0	0- 0	0- 4				
0- 0	0- 0	0- 0	NEUTRAL	0- 0	0- 0	0- 0				

RPI S	Opponent	Score	RPI S	Opponent	Score	RPI S	Opponent	Score	RPI S	Opponent	Score	Team's RPI: 349
						75	A North Carolina	35 80	113	A Alabama	29 97	
						80	A Western Ky.	32 96	207	A Texas Southern	51 60	
									213	H Alabama St.	37 52	
									227	A Samford	37 61	
									236	H Southern U.	54 66	
									247	H Grambling	53 68	
									248	A Murray St.	49 81	
									274	A Evansville	54 63	
									276	A Mississippi Val.	58 60	
									276	H Mississippi Val.	52 58	
									285	A Southeast Mo. St.	47 75	
									289	A Prairie View	47 71	
									295	A Ark.-Pine Bluff	57 61	
									302	H Alcorn	57 73	
									347	H Jackson St.	54 64	
LAST 12 Division I GAMES:												
276	H	Mississippi Val.	52	58	295	A	Ark.-Pine Bluff	57	61			
207	A	Texas Southern	51	60	276	A	Mississippi Val.	58	60			
289	A	Prairie View	47	71	247	H	Grambling	53	68			
302	H	Alcorn	57	73	347	H	Jackson St.	54	64			
236	H	Southern U.	54	66	274	A	Evansville	54	63			
213	H	Alabama St.	37	52	285	A	Southeast Mo. St.	47	75			

Non-Div I Games: Oakwood 68 65 Concordia (AL) 61 58

Alabama A&M

Loss, Non-Conf, S Site, H Home A Away N Neutral

Average RPI Win:	299	WON-LOST	WINNING	LAST 10	STRENGTH OF	OPP. STRENGTH	TEAM	ADJ.	CONF.	ADJ CONF.
Average RPI Loss:	138	RECORD	PCT. RANK	GAMES	SCHEDULE	OF SCHEDULE	RPI	RPI	RPI	RPI
DIV. I ONLY	7- 12	236	7- 3	226	238	213	213	30	30	
DIV. I NON-CONF.	0- 9	335	0- 2	33	8	261	261	30	30	
TOTALS	RPI 1-25	RPI 26-50	W-L RECORDS	RPI 51-100	RPI 101-150	RPI 150+				
7- 12	0- 1	0- 3	OVERALL	0- 1	0- 2	7- 5				
3- 2	0- 0	0- 0	HOME	0- 0	0- 0	3- 2				
4- 10	0- 0	0- 0	AWAY	0- 0	0- 2	4- 1				
0- 0	0- 0	0- 0	NEUTRAL	0- 0	0- 0	0- 0				
0- 9	0- 1	0- 3	NON-CONFERENCE	0- 1	0- 2	0- 2				
0- 0	0- 0	0- 0	HOME	0- 0	0- 0	0- 0				
0- 9	0- 1	0- 3	AWAY	0- 1	0- 2	0- 2				
0- 0	0- 0	0- 0	NEUTRAL	0- 0	0- 0	0- 0				
7- 3	0- 0	0- 0	CONFERENCE	0- 0	0- 0	7- 3				
3- 2	0- 0	0- 0	HOME	0- 0	0- 0	3- 2				
4- 1	0- 0	0- 0	AWAY	0- 0	0- 0	4- 1				
0- 0	0- 0	0- 0	NEUTRAL	0- 0	0- 0	0- 0				

RPI 1-25				RPI 26-50				RPI 51-100				RPI 101+ Team's RPI: 213			
RPI	S	Opponent	Score	RPI	S	Opponent	Score	RPI	S	Opponent	Score	RPI	S	Opponent	Score
4	A	Mississippi St.	47 90	27	A	LSU	40 93	75	A	North Carolina	54 84	105	A	Troy	66 95
				29	A	Ohio St.	61 118					116	A	Southern Miss.	43 70
				50	A	Georgia Tech	48 70					207	A	Texas Southern	48 52
												227	A	Samford	49 63
												236	H	Southern U.	75 70
												247	H	Grambling	45 60
												271	A	Savannah St.	39 54
												276	A	Mississippi Val.	79 73
												289	A	Prairie View	75 61
												295	A	Ark.-Pine Bluff	74 62
												295	H	Ark.-Pine Bluff	51 52
												302	H	Alcorn	72 54
												347	H	Jackson St.	73 64
												349	A	Alabama A&M	52 37
LAST 12 Division I GAMES:															
295	H	Ark.-Pine Bluff	51 52	276	A	Mississippi Val.	79 73								
289	A	Prairie View	75 61	295	A	Ark.-Pine Bluff	74 62								
207	A	Texas Southern	48 52	347	H	Jackson St.	73 64								
236	H	Southern U.	75 70	247	H	Grambling	45 60								
302	H	Alcorn	72 54	27	A	LSU	40 93								
349	A	Alabama A&M	52 37	4	A	Mississippi St.	47 90								

Non-Div I Games: Mobile 84 45

Alabama St.

■ Loss,
 ■ Non-Conf,
 ■ S Site,
 ■ Home
 ■ A Away
 N Neutral

Average RPI Win:	247	WON-LOST	WINNING	LAST 10	STRENGTH OF	OPP. STRENGTH	TEAM	ADJ.	CONF.	ADJ CONF.
Average RPI Loss:	127	RECORD	PCT. RANK	GAMES	SCHEDULE	OF SCHEDULE	RPI	RPI	RPI	RPI
DIV. I ONLY	12- 10	147	7- 3	230	188	165	165	22	22	
DIV. I NON-CONF.	5- 7	205	0- 2	173	135	186	186	21	21	
TOTALS	RPI 1-25	RPI 26-50	W-L RECORDS	RPI 51-100	RPI 101-150	RPI 150+				
12- 10	0- 2	0- 0	OVERALL	0- 2	0- 3	12- 3				
8- 1	0- 0	0- 0	HOME	0- 0	0- 0	8- 1				
4- 8	0- 1	0- 0	AWAY	0- 2	0- 3	4- 2				
0- 1	0- 1	0- 0	NEUTRAL	0- 0	0- 0	0- 0				
5- 7	0- 2	0- 0	NON-CONFERENCE	0- 1	0- 2	5- 2				
4- 0	0- 0	0- 0	HOME	0- 0	0- 0	4- 0				
1- 6	0- 1	0- 0	AWAY	0- 1	0- 2	1- 2				
0- 1	0- 1	0- 0	NEUTRAL	0- 0	0- 0	0- 0				
7- 3	0- 0	0- 0	CONFERENCE	0- 1	0- 1	7- 1				
4- 1	0- 0	0- 0	HOME	0- 0	0- 0	4- 1				
3- 2	0- 0	0- 0	AWAY	0- 1	0- 1	3- 0				
0- 0	0- 0	0- 0	NEUTRAL	0- 0	0- 0	0- 0				

RPI 1-25				RPI 26-50				RPI 51-100				RPI 101+ Team's RPI: 165			
RPI	S	Opponent	Score	RPI	S	Opponent	Score	RPI	S	Opponent	Score	RPI	S	Opponent	Score
16	A	Kentucky	46 70					83	A	St. John's (NY)	36 54	115	A	Fordham	82 89
20	N	Miami (FL)	53 77					93	A	New Hampshire	58 71	134	A	Maine	71 84
												150	A	Yale	53 64
												151	H	Hartford	82 71
												170	H	Army West Point	65 59
												177	H	Fairfield	59 45
												199	H	Siena	88 86
												204	A	Binghamton	67 61
												212	A	Dartmouth	61 69
												219	A	St. Bonaventure	59 67
												229	H	UMBC	56 64
												255	A	Stony Brook	75 57
												255	H	Stony Brook	64 54
												264	H	Vermont	64 53
												277	H	Boston U.	69 54
												338	A	UMass Lowell	79 60
												338	H	UMass Lowell	93 69
												340	A	Wagner	75 50
LAST 12 Division I GAMES:															
255	A	Stony Brook	75 57	229	H	UMBC	56 64								
338	A	UMass Lowell	79 60	93	A	New Hampshire	58 71								
151	H	Hartford	82 71	255	H	Stony Brook	64 54								
264	H	Vermont	64 53	338	H	UMass Lowell	93 69								
134	A	Maine	71 84	212	A	Dartmouth	61 69								
204	A	Binghamton	67 61	219	A	St. Bonaventure	59 67								

Non-Div I Games: Post 85 61

Albany (NY)

■ Loss,
 ■ Non-Conf,
 ■ S Site,
 ■ H Home
 ■ A Away
 N Neutral

Average RPI Win:	306	WON-LOST	WINNING	LAST 10	STRENGTH OF	OPP. STRENGTH	TEAM	ADJ.	CONF.	ADJ CONF.
Average RPI Loss:	170	RECORD	PCT. RANK	GAMES	SCHEDULE	OF SCHEDULE	RPI	RPI	RPI	RPI
DIV. I ONLY	7- 14	260	1- 1	285	323	302	302	30	30	
DIV. I NON-CONF.	0- 11	335	0- 1	138	209	324	324	30	30	
TOTALS	RPI 1-25	RPI 26-50	W-L RECORDS	RPI 51-100	RPI 101-150	RPI 150+				
7- 14	0- 0	0- 0	OVERALL	0- 1	0- 6	7- 7				
5- 3	0- 0	0- 0	HOME	0- 0	0- 1	5- 2				
2- 10	0- 0	0- 0	AWAY	0- 0	0- 2	2- 2				
0- 1	0- 0	0- 0	NEUTRAL	0- 0	0- 0	0- 1				
0- 11	0- 0	0- 0	NON-CONFERENCE	0- 1	0- 6	0- 4				
0- 2	0- 0	0- 0	HOME	0- 0	0- 1	0- 1				
0- 8	0- 0	0- 0	AWAY	0- 1	0- 5	0- 2				
0- 1	0- 0	0- 0	NEUTRAL	0- 0	0- 0	0- 1				
7- 3	0- 0	0- 0	CONFERENCE	0- 0	0- 0	7- 3				
5- 1	0- 0	0- 0	HOME	0- 0	0- 0	5- 1				
2- 2	0- 0	0- 0	AWAY	0- 0	0- 0	2- 2				
0- 0	0- 0	0- 0	NEUTRAL	0- 0	0- 0	0- 0				

RPI 1-25			RPI 26-50			RPI 51-100			RPI 101+			Team's RPI: 302
RPI	S	Opponent	Score	RPI	S	Opponent	Score	RPI	S	Opponent	Score	
						60 A Texas Tech	37 90	112 A Central Ark.		45 59		
								112 H Central Ark.		57 71		
								113 A Alabama		43 93		
								116 A Southern Miss.		56 99		
								120 A Arizona		59 74		
								143 A TCU		39 95		
								163 A Houston		70 85		
								207 H Texas Southern		53 57		
								213 A Alabama St.		54 72		
								222 A Grand Canyon		44 77		
								236 H Southern U.		69 63		
								247 A Grambling		63 86		
								266 H Jacksonville St.		66 70		
								276 H Mississippi Val.		69 49		
								285 N Southeast Mo. St.		50 68		
								289 H Prairie View		62 55		
								295 H Ark.-Pine Bluff		70 48		
								347 A Jackson St.		70 53		
								347 H Jackson St.		74 51		
								349 A Alabama A&M		73 57		
LAST 12 Division I GAMES:												
285 N		Southeast Mo. St.	50 68	276 H		Mississippi Val.	69 49					
347 H		Jackson St.	74 51	247 A		Grambling	63 86					
236 H		Southern U.	69 63	347 A		Jackson St.	70 53					
349 A		Alabama A&M	73 57	289 H		Prairie View	62 55					
213 A		Alabama St.	54 72	207 H		Texas Southern	53 57					
295 H		Ark.-Pine Bluff	70 48	163 A		Houston	70 85					

Non-Div I Games:

Alcorn


■ Loss,
 ■ Non-Conf,
 ■ S Site,
 ■ H Home
 ■ A Away
 N Neutral

Average RPI Win: 235	WON-LOST	WINNING	LAST 10	STRENGTH OF	OPP. STRENGTH	TEAM	ADJ.	CONF.	ADJ CONF.
Average RPI Loss: 151	RECORD	PCT. RANK	GAMES	SCHEDULE	OF SCHEDULE	RPI	RPI	RPI	RPI
DIV. I ONLY	11- 11	167	7- 3	181	235	178	178	23	23
DIV. I NON-CONF.	3- 8	262	0- 1	114	197	229	229	25	25
TOTALS	RPI 1-25	RPI 26-50	W-L RECORDS	RPI 51-100	RPI 101-150	RPI 150+			
11- 11	0- 0	0- 1	OVERALL	2- 2	0- 3	9- 5			
6- 3	0- 0	0- 0	HOME	2- 0	0- 2	4- 1			
5- 6	0- 0	0- 1	AWAY	0- 2	0- 0	5- 3			
0- 2	0- 0	0- 0	NEUTRAL	0- 0	0- 1	0- 1			
3- 8	0- 0	0- 1	NON-CONFERENCE	1- 1	0- 3	2- 3			
2- 2	0- 0	0- 0	HOME	1- 0	0- 2	1- 0			
1- 4	0- 0	0- 1	AWAY	0- 1	0- 0	1- 2			
0- 2	0- 0	0- 0	NEUTRAL	0- 0	0- 1	0- 1			
8- 3	0- 0	0- 0	CONFERENCE	1- 1	0- 0	7- 2			
4- 1	0- 0	0- 0	HOME	1- 0	0- 0	3- 1			
4- 2	0- 0	0- 0	AWAY	0- 1	0- 0	4- 1			
0- 0	0- 0	0- 0	NEUTRAL	0- 0	0- 0	0- 0			

RPI 1-25			RPI 26-50			RPI 51-100			RPI 101+			Team's RPI: 178			
RPI	S	Opponent	Score	RPI	S	Opponent	Score	RPI	S	Opponent	Score				
				31	A	Michigan	33 82	56	H	George Washington	66 61	106	H	Delaware	55 56
								61	A	Bucknell	67 73	117	H	William & Mary	34 48
								61	H	Bucknell	59 47	123	N	VCU	62 68
								96	A	Penn St.	65 70	170	A	Army West Point	51 53
												171	A	La Salle	59 63
												196	A	Hofstra	67 72
												228	A	Colgate	73 62
												228	H	Colgate	68 57
												229	H	UMBC	70 53
												239	A	Loyola Maryland	60 45
												277	H	Boston U.	73 62
												283	N	Georgia St.	58 59
												304	H	Holy Cross	60 61
												312	A	Lehigh	70 58
												312	H	Lehigh	68 51
												316	A	Youngstown St.	77 64
												324	A	Lafayette	76 52
LAST 12 Division I GAMES:															
				312	A	Lehigh	70 58					277	H	Boston U.	73 62
				61	H	Bucknell	59 47					312	H	Lehigh	68 51
				228	A	Colgate	73 62					61	A	Bucknell	67 73
				304	H	Holy Cross	60 61					228	H	Colgate	68 57
				324	A	Lafayette	76 52					239	A	Loyola Maryland	60 45
				170	A	Army West Point	51 53					31	A	Michigan	33 82

Non-Div I Games:

American

 Loss,
  Non-Conf,
 S Site,
  Home
  Away
 N Neutral

Appalachian St.

Through Games Of Feb. 4, 2017

Average RPI Win:	261	WON-LOST	WINNING	LAST 10	STRENGTH OF	OPP. STRENGTH	TEAM	ADJ.	CONF.	ADJ CONF.
Average RPI Loss:	120	RECORD	PCT. RANK	GAMES	SCHEDULE	OF SCHEDULE	RPI	RPI	RPI	RPI
DIV. I ONLY	9- 13	220	4- 6	145	212	184	184	21	21	
DIV. I NON-CONF.	5- 6	186	1- 0	149	190	163	163	19	19	
TOTALS	RPI 1-25	RPI 26-50	W-L RECORDS	RPI 51-100	RPI 101-150	RPI 150+				
9- 13	0- 2	0- 1	OVERALL	0- 4	0- 1	9- 5				
3- 5	0- 0	0- 0	HOME	0- 2	0- 1	3- 2				
5- 8	0- 2	0- 1	AWAY	0- 2	0- 0	5- 3				
1- 0	0- 0	0- 0	NEUTRAL	0- 0	0- 0	1- 0				
5- 6	0- 2	0- 1	NON-CONFERENCE	0- 0	0- 1	5- 2				
2- 2	0- 0	0- 0	HOME	0- 0	0- 1	2- 1				
2- 4	0- 2	0- 1	AWAY	0- 0	0- 0	2- 1				
1- 0	0- 0	0- 0	NEUTRAL	0- 0	0- 0	1- 0				
4- 7	0- 0	0- 0	CONFERENCE	0- 4	0- 0	4- 3				
1- 3	0- 0	0- 0	HOME	0- 2	0- 0	1- 1				
3- 4	0- 0	0- 0	AWAY	0- 2	0- 0	3- 2				
0- 0	0- 0	0- 0	NEUTRAL	0- 0	0- 0	0- 0				

RPI 1-25				RPI 26-50				RPI 51-100				RPI 101+ Team's RPI: 184			
RPI	S	Opponent	Score	RPI	S	Opponent	Score	RPI	S	Opponent	Score	RPI	S	Opponent	Score
12	A	Tennessee	66 92	50	A	Georgia Tech	52 81	55	A	Little Rock	55 67	128	H	Radford	54 57
15	A	DePaul	58 99					55	H	Little Rock	69 77	181	A	Texas St.	66 64
								73	A	UT Arlington	63 74	181	H	Texas St.	37 53
								73	H	UT Arlington	62 73	182	H	Col. of Charleston	62 65
												183	A	ETSU	71 68
												224	H	UNC Asheville	81 51
												238	A	Richmond	46 55
												243	A	Coastal Caro.	55 60
												257	A	Ga. Southern	50 53
												269	A	Liberty	66 57
												275	H	N.C. A&T	71 58
												283	A	Georgia St.	67 63
												290	N	Gardner-Webb	72 67
												322	A	Arkansas St.	81 72
												322	H	Arkansas St.	76 50
LAST 12 Division I GAMES:															
322	A	Arkansas St.	81 72	243	A	Coastal Caro.	55 60								
55	A	Little Rock	55 67	55	H	Little Rock	69 77								
73	H	UT Arlington	62 73	322	H	Arkansas St.	76 50								
181	H	Texas St.	37 53	181	A	Texas St.	66 64								
257	A	Ga. Southern	50 53	73	A	UT Arlington	63 74								
283	A	Georgia St.	67 63	224	H	UNC Asheville	81 51								

Non-Div I Games:

Appalachian St.

■ Loss,
■ Non-Conf, S Site,
■ Home
■ Away
N Neutral

Average RPI Win:	208	WON-LOST	WINNING	LAST 10	STRENGTH OF	OPP. STRENGTH	TEAM	ADJ.	CONF.	ADJ CONF.
Average RPI Loss:	60	RECORD	PCT. RANK	GAMES	SCHEDULE	OF SCHEDULE	RPI	RPI	RPI	RPI
DIV. I ONLY	11- 11	167	2- 8	90	58	120	120	1	1	
DIV. I NON-CONF.	9- 2	37	1- 0	318	286	138	138	1	1	
TOTALS	RPI 1-25	RPI 26-50	W-L RECORDS	RPI 51-100	RPI 101-150	RPI 150+				
11- 11	0- 4	0- 3	OVERALL	2- 2	0- 1	9- 1				
7- 5	0- 2	0- 2	HOME	1- 0	0- 0	6- 1				
4- 6	0- 2	0- 1	AWAY	1- 2	0- 1	3- 0				
0- 0	0- 0	0- 0	NEUTRAL	0- 0	0- 0	0- 0				
9- 2	0- 0	0- 0	NON-CONFERENCE	0- 0	0- 1	9- 1				
6- 1	0- 0	0- 0	HOME	0- 0	0- 0	6- 1				
3- 1	0- 0	0- 0	AWAY	0- 0	0- 1	3- 0				
0- 0	0- 0	0- 0	NEUTRAL	0- 0	0- 0	0- 0				
2- 9	0- 4	0- 3	CONFERENCE	2- 2	0- 0	0- 0				
1- 4	0- 2	0- 2	HOME	1- 0	0- 0	0- 0				
1- 5	0- 2	0- 1	AWAY	1- 2	0- 0	0- 0				
0- 0	0- 0	0- 0	NEUTRAL	0- 0	0- 0	0- 0				

RPI 1-25				RPI 26-50				RPI 51-100				RPI 101+ Team's RPI: 120			
RPI	S	Opponent	Score	RPI	S	Opponent	Score	RPI	S	Opponent	Score	RPI	S	Opponent	Score
8	H	Washington	73 90	37	H	Oregon	65 79	52	A	Utah	81 70	142	A	Kansas	51 75
9	A	Stanford	46 73	45	A	California	60 71	69	H	Washington St.	56 55	152	A	George Mason	81 70
9	H	Stanford	55 77	45	H	California	64 74	72	A	Southern California	54 58	197	A	New Mexico St.	74 63
13	A	UCLA	49 69					82	A	Colorado	56 65	200	H	North Texas	58 62
												201	H	Utah St.	61 57
												217	H	San Diego	76 59
												247	H	Grambling	73 46
												250	H	Portland St.	75 52
												272	A	Southern Utah	77 65
												302	H	Alcorn	74 59
												330	H	Fla. Atlantic	77 67
LAST 12 Division I GAMES:															
37	H	Oregon	65 79	8	H	Washington	73 90								
13	A	UCLA	49 69	52	A	Utah	81 70								
72	A	Southern California	54 58	82	A	Colorado	56 65								
45	A	California	60 71	9	H	Stanford	55 77								
9	A	Stanford	46 73	45	H	California	64 74								
69	H	Washington St.	56 55	250	H	Portland St.	75 52								

Non-Div I Games:

Arizona

■ Loss,
 ■ Non-Conf, S Site,
 ■ Home
 ■ Away
 N Neutral

Average RPI Win:	128	WON-LOST	WINNING	LAST 10	STRENGTH OF	OPP. STRENGTH	TEAM	ADJ.	CONF.	ADJ CONF.
Average RPI Loss:	22	RECORD	PCT. RANK	GAMES	SCHEDULE	OF SCHEDULE	RPI	RPI	RPI	RPI
DIV. I ONLY	14- 8	106	5- 5	13	8	26	26	1	1	
DIV. I NON-CONF.	9- 2	37	1- 0	107	54	36	36	1	1	
TOTALS	RPI 1-25	RPI 26-50	W-L RECORDS	RPI 51-100	RPI 101-150	RPI 150+				
14- 8	1- 6	2- 1	OVERALL	6- 1	1- 0	4- 0				
8- 3	0- 3	1- 0	HOME	2- 0	1- 0	4- 0				
5- 4	1- 2	1- 1	AWAY	3- 1	0- 0	0- 0				
1- 1	0- 1	0- 0	NEUTRAL	1- 0	0- 0	0- 0				
9- 2	1- 1	0- 1	NON-CONFERENCE	3- 0	1- 0	4- 0				
6- 0	0- 0	0- 0	HOME	1- 0	1- 0	4- 0				
2- 1	1- 0	0- 1	AWAY	1- 0	0- 0	0- 0				
1- 1	0- 1	0- 0	NEUTRAL	1- 0	0- 0	0- 0				
5- 6	0- 5	2- 0	CONFERENCE	3- 1	0- 0	0- 0				
2- 3	0- 3	1- 0	HOME	1- 0	0- 0	0- 0				
3- 3	0- 2	1- 0	AWAY	2- 1	0- 0	0- 0				
0- 0	0- 0	0- 0	NEUTRAL	0- 0	0- 0	0- 0				

RPI 1-25				RPI 26-50				RPI 51-100				RPI 101+			
RPI	S	Opponent	Score	RPI	S	Opponent	Score	RPI	S	Opponent	Score	RPI	S	Opponent	Score
6	H	Oregon St.	45 54	40	A	Marquette	63 75	52	A	Utah	66 44	136	H	Oral Roberts	79 52
8	H	Washington	54 65	45	A	California	54 45	64	H	Florida	69 63	206	H	San Jose St.	82 37
9	A	Stanford	56 66	45	H	California	72 62	69	H	Washington St.	68 49	277	H	Boston U.	71 42
9	H	Stanford	57 64					72	A	Southern California	50 65	304	H	Holy Cross	63 33
13	A	UCLA	60 69					82	A	Colorado	71 52	317	H	Illinois St.	76 40
16	A	Kentucky	73 71					83	N	St. John's (NY)	54 41				
19	N	Maryland	42 83					92	A	Middle Tenn.	69 48				
LAST 12 Division I GAMES:															
6	H	Oregon St.	45 54	69	H	Washington St.	68 49								
72	A	Southern California	50 65	82	A	Colorado	71 52								
13	A	UCLA	60 69	52	A	Utah	66 44								
9	A	Stanford	56 66	45	H	California	72 62								
45	A	California	54 45	9	H	Stanford	57 64								
8	H	Washington	54 65	304	H	Holy Cross	63 33								

Non-Div I Games:

Arizona St.

Loss, Non-Conf, S Site, H Home A Away N Neutral

Average RPI Win:	292	WON-LOST	WINNING	LAST 10	STRENGTH OF	OPP. STRENGTH	TEAM	ADJ.	CONF.	ADJ CONF.
Average RPI Loss:	187	RECORD	PCT. RANK	GAMES	SCHEDULE	OF SCHEDULE	RPI	RPI	RPI	RPI
DIV. I ONLY	6- 13	276	5- 5	276	328	295	295	30	30	
DIV. I NON-CONF.	1- 8	314	1- 1	100	257	274	274	30	30	
TOTALS	RPI 1-25	RPI 26-50	W-L RECORDS	RPI 51-100	RPI 101-150	RPI 150+				
6- 13	0- 1	0- 1	OVERALL	0- 0	0- 1	6- 10				
3- 3	0- 0	0- 0	HOME	0- 0	0- 0	3- 3				
2- 9	0- 1	0- 1	AWAY	0- 0	0- 1	2- 6				
1- 1	0- 0	0- 0	NEUTRAL	0- 0	0- 0	1- 1				
1- 8	0- 1	0- 1	NON-CONFERENCE	0- 0	0- 1	1- 5				
0- 1	0- 0	0- 0	HOME	0- 0	0- 0	0- 1				
0- 6	0- 1	0- 1	AWAY	0- 0	0- 1	0- 3				
1- 1	0- 0	0- 0	NEUTRAL	0- 0	0- 0	1- 1				
5- 5	0- 0	0- 0	CONFERENCE	0- 0	0- 0	5- 5				
3- 2	0- 0	0- 0	HOME	0- 0	0- 0	3- 2				
2- 3	0- 0	0- 0	AWAY	0- 0	0- 0	2- 3				
0- 0	0- 0	0- 0	NEUTRAL	0- 0	0- 0	0- 0				

RPI 1-25				RPI 26-50				RPI 51-100				RPI 101+ Team's RPI: 295			
RPI	S	Opponent	Score	RPI	S	Opponent	Score	RPI	S	Opponent	Score	RPI	S	Opponent	Score
6	A	Oregon St.	40 73	39	A	South Dakota St.	45 103					129	A	Ball St.	60 88
												157	A	Cincinnati	42 72
												172	A	Xavier	41 62
												186	A	Illinois	58 70
												207	H	Texas Southern	49 45
												213	A	Alabama St.	52 51
												213	H	Alabama St.	62 74
												223	N	Campbell	31 51
												236	A	Southern U.	50 67
												245	H	Austin Peay	55 69
												247	A	Grambling	54 56
												276	H	Mississippi Val.	63 73
												289	H	Prairie View	64 47
												302	A	Alcorn	48 70
												347	A	Jackson St.	78 71
												348	N	Morgan St.	53 44
												349	H	Alabama A&M	61 57
LAST 12 Division I GAMES:															
213	A	Alabama St.	52 51	236	A	Southern U.	50 67								
347	A	Jackson St.	78 71	349	H	Alabama A&M	61 57								
247	A	Grambling	54 56	213	H	Alabama St.	62 74								
289	H	Prairie View	64 47	276	H	Mississippi Val.	63 73								
207	H	Texas Southern	49 45	6	A	Oregon St.	40 73								
302	A	Alcorn	48 70	348	N	Morgan St.	53 44								

Non-Div I Games: Philander Smith 88 65 Tougaloo 71 60

Ark.-Pine Bluff

■ Loss,
 ■ Non-Conf, S Site,
 ■ Home
 ■ Away
 N Neutral

Arkansas

Through Games Of Feb. 4, 2017

Average RPI Win:	190	WON-LOST	WINNING	LAST 10	STRENGTH OF	OPP. STRENGTH	TEAM	ADJ.	CONF.	ADJ CONF.
Average RPI Loss:	68	RECORD	PCT. RANK	GAMES	SCHEDULE	OF SCHEDULE	RPI	RPI	RPI	RPI
DIV. I ONLY	13- 9	124	3- 7	112	76	122	122	2	2	
DIV. I NON-CONF.	11- 2	24	2- 1	285	217	105	105	2	2	
TOTALS	RPI 1-25	RPI 26-50	W-L RECORDS	RPI 51-100	RPI 101-150	RPI 150+				
13- 9	0- 2	0- 3	OVERALL	2- 0	5- 3	6- 1				
9- 5	0- 1	0- 2	HOME	2- 0	2- 2	5- 0				
2- 4	0- 1	0- 1	AWAY	0- 0	2- 1	0- 1				
2- 0	0- 0	0- 0	NEUTRAL	0- 0	1- 0	1- 0				
11- 2	0- 0	0- 0	NON-CONFERENCE	2- 0	3- 1	6- 1				
8- 1	0- 0	0- 0	HOME	2- 0	1- 1	5- 0				
1- 1	0- 0	0- 0	AWAY	0- 0	1- 0	0- 1				
2- 0	0- 0	0- 0	NEUTRAL	0- 0	1- 0	1- 0				
2- 7	0- 2	0- 3	CONFERENCE	0- 0	2- 2	0- 0				
1- 4	0- 1	0- 2	HOME	0- 0	1- 1	0- 0				
1- 3	0- 1	0- 1	AWAY	0- 0	1- 1	0- 0				
0- 0	0- 0	0- 0	NEUTRAL	0- 0	0- 0	0- 0				

RPI S	Opponent	Score	RPI S	Opponent	Score	RPI S	Opponent	Score	RPI S	Opponent	Score	Team's RPI: 122
4	H Mississippi St.	51 59	27	A LSU	46 53	59	H South Dakota	70 67	102	A Ole Miss	64 73	
21	A Texas A&M	65 90	27	H LSU	52 53	60	H Texas Tech	66 60	104	H Georgia	66 69	
			30	H Missouri	46 60				108	H Vanderbilt	59 56	
									113	A Alabama	68 50	
									119	N Navy	70 67	
									132	H Stetson	79 62	
									136	H Oral Roberts	60 70	
									138	A Tulsa	57 50	
									162	A Missouri St.	62 64	
									191	N Memphis	91 61	
									231	H Butler	68 50	
									303	H Northwestern St.	65 36	
									332	H La.-Monroe	92 46	
									337	H Houston Baptist	101 40	
									343	H Sam Houston St.	71 39	
LAST 12 Division I GAMES:												
104	H Georgia	66 69	27	H LSU	52 53							
27	A LSU	46 53	4	H Mississippi St.	51 59							
30	H Missouri	46 60	102	A Ole Miss	64 73							
108	H Vanderbilt	59 56	337	H Houston Baptist	101 40							
113	A Alabama	68 50	136	H Oral Roberts	60 70							
21	A Texas A&M	65 90	303	H Northwestern St.	65 36							

Non-Div I Games:

Arkansas

■ Loss,
■ Non-Conf, S Site,
■ Home
■ Away
N Neutral

Average RPI Win:	252	WON-LOST	WINNING	LAST 10	STRENGTH OF	OPP. STRENGTH	TEAM	ADJ.	CONF.	ADJ CONF.
Average RPI Loss:	162	RECORD	PCT. RANK	GAMES	SCHEDULE	OF SCHEDULE	RPI	RPI	RPI	RPI
DIV. I ONLY	5- 18	309	2- 8	282	145	322	322	21	21	
DIV. I NON-CONF.	2- 10	305	0- 1	241	51	307	307	19	19	
TOTALS	RPI 1-25	RPI 26-50	W-L RECORDS	RPI 51-100	RPI 101-150	RPI 150+				
5- 18	0- 1	0- 1	OVERALL	0- 4	1- 1	4- 11				
4- 5	0- 1	0- 0	HOME	0- 1	1- 1	3- 2				
0- 11	0- 0	0- 0	AWAY	0- 3	0- 0	0- 8				
1- 2	0- 0	0- 1	NEUTRAL	0- 0	0- 0	1- 1				
2- 10	0- 1	0- 1	NON-CONFERENCE	0- 3	1- 0	1- 5				
1- 2	0- 1	0- 0	HOME	0- 1	1- 0	0- 0				
0- 6	0- 0	0- 0	AWAY	0- 2	0- 0	0- 4				
1- 2	0- 0	0- 1	NEUTRAL	0- 0	0- 0	1- 1				
3- 8	0- 0	0- 0	CONFERENCE	0- 1	0- 1	3- 6				
3- 3	0- 0	0- 0	HOME	0- 0	0- 1	3- 2				
0- 5	0- 0	0- 0	AWAY	0- 1	0- 0	0- 4				
0- 0	0- 0	0- 0	NEUTRAL	0- 0	0- 0	0- 0				

RPI 1-25				RPI 26-50				RPI 51-100				RPI 101+ Team's RPI: 322			
RPI	S	Opponent	Score	RPI	S	Opponent	Score	RPI	S	Opponent	Score	RPI	S	Opponent	Score
22	H	South Fla.	59 78	45	N	California	55 80	55	A	Little Rock	59 73	105	H	Troy	75 83
								57	A	Oklahoma St.	34 76	138	H	Tulsa	83 80
								64	H	Florida	60 71	176	A	Wichita St.	51 69
								70	A	Iowa St.	53 105	184	A	Appalachian St.	50 76
												184	H	Appalachian St.	72 81
												192	A	Louisiana	60 72
												192	H	Louisiana	72 80
												234	A	Tennessee St.	66 76
												243	A	Coastal Caro.	55 57
												243	H	Coastal Caro.	60 52
												245	A	Austin Peay	55 62
												246	H	South Ala.	56 53
												261	A	UT Martin	63 68
												262	N	Northern Ky.	78 83
												299	N	Kennesaw St.	70 67
												332	A	La.-Monroe	51 59
												332	H	La.-Monroe	71 56
LAST 12 Division I GAMES:															
184	H	Appalachian St.	72 81	55	A	Little Rock	59 73								
243	H	Coastal Caro.	60 52	243	A	Coastal Caro.	55 57								
332	A	La.-Monroe	51 59	184	A	Appalachian St.	50 76								
192	A	Louisiana	60 72	192	H	Louisiana	72 80								
105	H	Troy	75 83	332	H	La.-Monroe	71 56								
246	H	South Ala.	56 53	45	N	California	55 80								

Non-Div I Games:

Arkansas St.

■ Loss,
■ Non-Conf, S Site,
■ Home
■ Away
N Neutral

Average RPI Win:	269	WON-LOST	WINNING	LAST 10	STRENGTH OF	OPP. STRENGTH	TEAM	ADJ.	CONF.	ADJ CONF.
Average RPI Loss:	117	RECORD	PCT. RANK	GAMES	SCHEDULE	OF SCHEDULE	RPI	RPI	RPI	RPI
DIV. I ONLY	15- 6	64	6- 4	332	241	170	170	23	23	
DIV. I NON-CONF.	8- 2	49	0- 0	342	265	152	152	25	25	
TOTALS	RPI 1-25	RPI 26-50	W-L RECORDS	RPI 51-100	RPI 101-150	RPI 150+				
15- 6	0- 0	0- 0	OVERALL	0- 3	2- 1	13- 2				
8- 2	0- 0	0- 0	HOME	0- 1	1- 1	7- 0				
7- 4	0- 0	0- 0	AWAY	0- 2	1- 0	6- 2				
0- 0	0- 0	0- 0	NEUTRAL	0- 0	0- 0	0- 0				
8- 2	0- 0	0- 0	NON-CONFERENCE	0- 1	2- 0	6- 1				
5- 0	0- 0	0- 0	HOME	0- 0	1- 0	4- 0				
3- 2	0- 0	0- 0	AWAY	0- 1	1- 0	2- 1				
0- 0	0- 0	0- 0	NEUTRAL	0- 0	0- 0	0- 0				
7- 4	0- 0	0- 0	CONFERENCE	0- 2	0- 1	7- 1				
3- 2	0- 0	0- 0	HOME	0- 1	0- 1	3- 0				
4- 2	0- 0	0- 0	AWAY	0- 1	0- 0	4- 1				
0- 0	0- 0	0- 0	NEUTRAL	0- 0	0- 0	0- 0				

RPI S	Opponent	Score	RPI S	Opponent	Score	RPI S	Opponent	Score	RPI S	Opponent	Score	Team's RPI: 170
						54	A Minnesota	52 70	106	A Delaware	61 47	
						61	A Bucknell	62 68	119	H Navy	58 63	
						61	H Bucknell	56 60	150	H Yale	59 55	
									165	A Albany (NY)	59 65	
									178	H American	53 51	
									212	A Dartmouth	68 60	
									228	A Colgate	76 69	
									239	A Loyola Maryland	62 71	
									239	H Loyola Maryland	67 48	
									304	A Holy Cross	67 59	
									312	A Lehigh	75 71	
									315	H Air Force	75 47	
									319	H St. Francis Brooklyn	69 46	
									324	A Lafayette	63 55	
									324	H Lafayette	76 73	
									333	A LIU Brooklyn	68 47	
									340	H Wagner	85 40	
									346	H Fairleigh Dickinson	86 58	
LAST 12 Division I GAMES:												
239	H Loyola Maryland	67 48	228	A Colgate	76 69							
324	A Lafayette	63 55	239	A Loyola Maryland	62 71							
61	A Bucknell	62 68	324	H Lafayette	76 73							
119	H Navy	58 63	61	H Bucknell	56 60							
304	A Holy Cross	67 59	312	A Lehigh	75 71							
178	H American	53 51	106	A Delaware	61 47							

Non-Div I Games: Mercy 90 48

Army West Point

■ Loss,
 ■ Non-Conf,
 ■ S Site,
 ■ H Home
 ■ A Away
 N Neutral

Average RPI Win:	124	WON-LOST	WINNING	LAST 10	STRENGTH OF	OPP. STRENGTH	TEAM	ADJ.	CONF.	ADJ CONF.
Average RPI Loss:	26	RECORD	PCT. RANK	GAMES	SCHEDULE	OF SCHEDULE	RPI	RPI	RPI	RPI
DIV. I ONLY	15- 8	92	6- 4	6	32	24	24	2	2	
DIV. I NON-CONF.	10- 4	80	2- 1	25	82	26	26	2	2	
TOTALS	RPI 1-25	RPI 26-50	W-L RECORDS	RPI 51-100	RPI 101-150	RPI 150+				
15- 8	1- 4	2- 3	OVERALL	2- 1	6- 0	4- 0				
6- 4	1- 3	1- 1	HOME	1- 0	2- 0	1- 0				
6- 3	0- 1	0- 2	AWAY	1- 0	3- 0	2- 0				
3- 1	0- 0	1- 0	NEUTRAL	0- 1	1- 0	1- 0				
10- 4	0- 1	2- 2	NON-CONFERENCE	1- 1	3- 0	4- 0				
4- 1	0- 0	1- 1	HOME	1- 0	1- 0	1- 0				
3- 2	0- 1	0- 1	AWAY	0- 0	1- 0	2- 0				
3- 1	0- 0	1- 0	NEUTRAL	0- 1	1- 0	1- 0				
5- 4	1- 3	0- 1	CONFERENCE	1- 0	3- 0	0- 0				
2- 3	1- 3	0- 0	HOME	0- 0	1- 0	0- 0				
3- 1	0- 0	0- 1	AWAY	1- 0	2- 0	0- 0				
0- 0	0- 0	0- 0	NEUTRAL	0- 0	0- 0	0- 0				

RPI	S	Opponent	Score	RPI	S	Opponent	Score	RPI	S	Opponent	Score	RPI	S	Opponent	Score
3	H	South Carolina	47 73	28	N	Drake	85 80	63	N	West Virginia	52 56	102	H	Ole Miss	83 60
4	H	Mississippi St.	47 77	30	A	Missouri	53 68	64	A	Florida	82 75	105	H	Troy	61 52
12	H	Tennessee	79 61	33	A	Tulane	59 61	81	H	Jacksonville	53 41	108	A	Vanderbilt	64 59
16	H	Kentucky	60 64	43	H	Virginia Tech	87 92					113	A	Alabama	66 55
18	A	Kansas St.	66 71	48	H	Indiana	71 67					124	A	East Carolina	61 52
LAST 12 Division I GAMES:															
4	H	Mississippi St.	47 77	102	H	Ole Miss	83 60	3	H	South Carolina	47 73				
113	A	Alabama	66 55	64	A	Florida	82 75	81	H	Jacksonville	53 41	33	A	Tulane	59 61
30	A	Missouri	53 68	28	N	Drake	85 80								
16	H	Kentucky	60 64												
12	H	Tennessee	79 61												
108	A	Vanderbilt	64 59												

Non-Div I Games:

Auburn

■ Loss,
 ■ Non-Conf,
 ■ S Site,
 ■ H Home
 ■ A Away
 N Neutral

Average RPI Win:	265	WON-LOST	WINNING	LAST 10	STRENGTH OF	OPP. STRENGTH	TEAM	ADJ.	CONF.	ADJ CONF.
Average RPI Loss:	186	RECORD	PCT. RANK	GAMES	SCHEDULE	OF SCHEDULE	RPI	RPI	RPI	RPI
DIV. I ONLY	10- 12	198	6- 4	274	278	245	245	26	26	
DIV. I NON-CONF.	4- 7	224	0- 1	269	236	282	282	26	26	
TOTALS	RPI 1-25	RPI 26-50	W-L RECORDS	RPI 51-100	RPI 101-150	RPI 150+				
10- 12	0- 0	0- 0	OVERALL	0- 3	0- 2	10- 7				
7- 4	0- 0	0- 0	HOME	0- 2	0- 0	7- 2				
3- 7	0- 0	0- 0	AWAY	0- 1	0- 2	3- 4				
0- 1	0- 0	0- 0	NEUTRAL	0- 0	0- 0	0- 1				
4- 7	0- 0	0- 0	NON-CONFERENCE	0- 2	0- 2	4- 3				
3- 2	0- 0	0- 0	HOME	0- 1	0- 0	3- 1				
1- 4	0- 0	0- 0	AWAY	0- 1	0- 2	1- 1				
0- 1	0- 0	0- 0	NEUTRAL	0- 0	0- 0	0- 1				
6- 5	0- 0	0- 0	CONFERENCE	0- 1	0- 0	6- 4				
4- 2	0- 0	0- 0	HOME	0- 1	0- 0	4- 1				
2- 3	0- 0	0- 0	AWAY	0- 0	0- 0	2- 3				
0- 0	0- 0	0- 0	NEUTRAL	0- 0	0- 0	0- 0				

RPI 1-25			RPI 26-50			RPI 51-100			RPI 101+ Team's RPI: 245		
RPI	S	Opponent	Score	RPI	S	Opponent	Score	RPI	S	Opponent	Score
								78	H	Belmont	71 80
								80	H	Western Ky.	65 85
								92	A	Middle Tenn.	51 82
								102	A	Ole Miss	38 66
								140	A	UCF	43 61
								183	H	ETSU	77 74
								189	H	Morehead St.	71 81
								208	H	SIUE	85 62
								216	H	Miami (OH)	58 73
								219	N	St. Bonaventure	57 58
								234	H	Tennessee St.	79 63
								248	H	Murray St.	75 63
								261	A	UT Martin	80 83
								266	A	Jacksonville St.	45 65
								274	A	Evansville	54 68
								278	A	Tennessee Tech	87 84
								285	H	Southeast Mo. St.	84 74
								295	A	Ark.-Pine Bluff	69 55
								299	H	Kennesaw St.	68 49
								300	A	Eastern Ill.	69 59
								314	A	Eastern Ky.	71 80
								322	H	Arkansas St.	62 55
LAST 12 Division I GAMES:											
234	H	Tennessee St.	79 63	208	H	SIUE	85 62				
314	A	Eastern Ky.	71 80	266	A	Jacksonville St.	45 65				
285	H	Southeast Mo. St.	84 74	278	A	Tennessee Tech	87 84				
261	A	UT Martin	80 83	78	H	Belmont	71 80				
248	H	Murray St.	75 63	189	H	Morehead St.	71 81				
300	A	Eastern Ill.	69 59	102	A	Ole Miss	38 66				

Non-Div I Games: Trevecca Nazarene 69 51 Christian Bros. 76 57

Austin Peay

■ Loss,
 ■ Non-Conf,
 ■ S Site,
 ■ H Home
 ■ A Away
 N Neutral

Average RPI Win:	201	WON-LOST	WINNING	LAST 10	STRENGTH OF	OPP. STRENGTH	TEAM	ADJ.	CONF.	ADJ CONF.
Average RPI Loss:	87	RECORD	PCT. RANK	GAMES	SCHEDULE	OF SCHEDULE	RPI	RPI	RPI	RPI
DIV. I ONLY	14- 9	119	7- 3	142	83	97	97	15	15	
DIV. I NON-CONF.	6- 5	148	0- 0	58	20	79	79	13	13	
TOTALS	RPI 1-25	RPI 26-50	W-L RECORDS	RPI 51-100	RPI 101-150	RPI 150+				
14- 9	0- 3	0- 0	OVERALL	1- 2	3- 2	10- 2				
6- 2	0- 2	0- 0	HOME	0- 0	1- 0	5- 0				
5- 6	0- 0	0- 0	AWAY	0- 2	0- 2	5- 2				
3- 1	0- 1	0- 0	NEUTRAL	1- 0	2- 0	0- 0				
6- 5	0- 3	0- 0	NON-CONFERENCE	1- 1	2- 1	3- 0				
1- 2	0- 2	0- 0	HOME	0- 0	0- 0	1- 0				
2- 2	0- 0	0- 0	AWAY	0- 1	0- 1	2- 0				
3- 1	0- 1	0- 0	NEUTRAL	1- 0	2- 0	0- 0				
8- 4	0- 0	0- 0	CONFERENCE	0- 1	1- 1	7- 2				
5- 0	0- 0	0- 0	HOME	0- 0	1- 0	4- 0				
3- 4	0- 0	0- 0	AWAY	0- 1	0- 1	3- 2				
0- 0	0- 0	0- 0	NEUTRAL	0- 0	0- 0	0- 0				

RPI 1-25				RPI 26-50				RPI 51-100 Team's RPI: 97				RPI 101+			
RPI	S	Opponent	Score	RPI	S	Opponent	Score	RPI	S	Opponent	Score	RPI	S	Opponent	Score
6	N	Oregon St.	56 65					52	A	Utah	60 77	104	A	Georgia	51 81
8	H	Washington	70 82					76	N	UNLV	63 54	125	H	St. Mary's (CA)	70 65
17	H	Oklahoma	61 68					77	A	Gonzaga	52 87	138	N	Tulsa	71 56
												139	N	Saint Joseph's	71 56
												149	A	San Francisco	63 70
												156	A	Santa Clara	63 64
												156	H	Santa Clara	72 66
												201	A	Utah St.	60 40
												209	A	Pacific	68 55
												209	H	Pacific	68 50
												210	A	Loyola Marymount	74 77
												210	H	Loyola Marymount	76 59
												217	H	San Diego	81 63
												226	H	Weber St.	73 64
												273	A	Portland	77 38
												307	A	Pepperdine	73 47
												331	A	Utah Valley	68 50
LAST 12 Division I GAMES:															
273	A	Portland	77 38	217	H	San Diego	81 63								
77	A	Gonzaga	52 87	149	A	San Francisco	63 70								
210	A	Loyola Marymount	74 77	209	A	Pacific	68 55								
156	H	Santa Clara	72 66	125	H	St. Mary's (CA)	70 65								
209	H	Pacific	68 50	210	H	Loyola Marymount	76 59								
307	A	Pepperdine	73 47	156	A	Santa Clara	63 64								

Non-Div I Games:

BYU

■ Loss,
■ Non-Conf,
■ S Site,
■ H Home
■ A Away
N Neutral

Average RPI Win:	210	WON-LOST	WINNING	LAST 10	STRENGTH OF	OPP. STRENGTH	TEAM	ADJ.	CONF.	ADJ CONF.
Average RPI Loss:	112	RECORD	PCT. RANK	GAMES	SCHEDULE	OF SCHEDULE	RPI	RPI	RPI	RPI
DIV. I ONLY	15- 7	81	8- 2	241	107	129	129	10	10	
DIV. I NON-CONF.	6- 5	148	0- 0	323	74	234	234	11	11	
TOTALS	RPI 1-25	RPI 26-50	W-L RECORDS	RPI 51-100	RPI 101-150	RPI 150+				
15- 7	0- 1	0- 0	OVERALL	2- 4	1- 1	12- 1				
7- 3	0- 0	0- 0	HOME	0- 2	1- 0	6- 1				
7- 2	0- 0	0- 0	AWAY	2- 2	0- 0	5- 0				
1- 2	0- 1	0- 0	NEUTRAL	0- 0	0- 1	1- 0				
6- 5	0- 1	0- 0	NON-CONFERENCE	0- 2	0- 1	6- 1				
3- 2	0- 0	0- 0	HOME	0- 1	0- 0	3- 1				
2- 1	0- 0	0- 0	AWAY	0- 1	0- 0	2- 0				
1- 2	0- 1	0- 0	NEUTRAL	0- 0	0- 1	1- 0				
9- 2	0- 0	0- 0	CONFERENCE	2- 2	1- 0	6- 0				
4- 1	0- 0	0- 0	HOME	0- 1	1- 0	3- 0				
5- 1	0- 0	0- 0	AWAY	2- 1	0- 0	3- 0				
0- 0	0- 0	0- 0	NEUTRAL	0- 0	0- 0	0- 0				

RPI 1-25			RPI 26-50			RPI 51-100			RPI 101+ Team's RPI: 129		
RPI	S	Opponent	Score	RPI	S	Opponent	Score	RPI	S	Opponent	Score
24	N	Auburn	40 54					71	A	Buffalo	89 75
								79	H	Northern Ill.	96 101
								80	A	Western Ky.	61 68
								84	A	Central Mich.	92 101
								87	A	Toledo	51 45
								98	H	Purdue	42 58
								109	H	Kent St.	71 47
								124	N	East Carolina	69 82
								160	A	Oakland	66 59
								167	H	Western Mich.	61 56
								211	A	Akron	90 63
								211	H	Akron	80 70
								216	A	Miami (OH)	81 60
								231	A	Butler	74 50
								253	A	Bowling Green	75 53
								265	H	Eastern Mich.	78 49
								274	H	Evansville	84 49
								275	N	N.C. A&T	76 57
								295	H	Ark.-Pine Bluff	88 60
								297	H	Lipscomb	74 78
								328	H	Chicago St.	88 53
LAST 12 Division I GAMES:											
216	A	Miami (OH)	81 60	211	H	Akron	80 70				
211	A	Akron	90 63	84	A	Central Mich.	92 101				
79	H	Northern Ill.	96 101	167	H	Western Mich.	61 56				
71	A	Buffalo	89 75	109	H	Kent St.	71 47				
253	A	Bowling Green	75 53	87	A	Toledo	51 45				
265	H	Eastern Mich.	78 49	80	A	Western Ky.	61 68				

Non-Div I Games: Urbana 93 49

Ball St.

■ Loss,
 ■ Non-Conf, S Site,
 ■ Home
 ■ Away
 N Neutral

Average RPI Win:	114	WON-LOST	WINNING	LAST 10	STRENGTH OF	OPP. STRENGTH	TEAM	ADJ.	CONF.	ADJ CONF.
Average RPI Loss:	1	RECORD	PCT. RANK	GAMES	SCHEDULE	OF SCHEDULE	RPI	RPI	RPI	RPI
DIV. I ONLY	23- 1	2	10- 0	45	6	5	5	4	4	
DIV. I NON-CONF.	11- 1	13	0- 0	73	30	9	9	3	3	
TOTALS	RPI 1-25	RPI 26-50	W-L RECORDS	RPI 51-100	RPI 101-150	RPI 150+				
23- 1	6- 1	1- 0	OVERALL	6- 0	5- 0	5- 0				
13- 0	3- 0	0- 0	HOME	2- 0	3- 0	5- 0				
7- 1	2- 1	0- 0	AWAY	4- 0	1- 0	0- 0				
3- 0	1- 0	1- 0	NEUTRAL	0- 0	1- 0	0- 0				
11- 1	3- 1	1- 0	NON-CONFERENCE	0- 0	2- 0	5- 0				
7- 0	1- 0	0- 0	HOME	0- 0	1- 0	5- 0				
1- 1	1- 1	0- 0	AWAY	0- 0	0- 0	0- 0				
3- 0	1- 0	1- 0	NEUTRAL	0- 0	1- 0	0- 0				
12- 0	3- 0	0- 0	CONFERENCE	6- 0	3- 0	0- 0				
6- 0	2- 0	0- 0	HOME	2- 0	2- 0	0- 0				
6- 0	1- 0	0- 0	AWAY	4- 0	1- 0	0- 0				
0- 0	0- 0	0- 0	NEUTRAL	0- 0	0- 0	0- 0				

RPI	S	Opponent	Score	RPI	S	Opponent	Score	RPI	S	Opponent	Score	RPI	S	Opponent	Score
1	A	UConn	61 72	29	N	Ohio St.	85 68	57	A	Oklahoma St.	86 50	109	N	Kent St.	84 42
12	A	Tennessee	88 66					60	A	Texas Tech	79 61	130	H	Abilene Christian	79 34
13	H	UCLA	84 70					63	A	West Virginia	91 56	142	A	Kansas	92 43
15	N	DePaul	104 72					63	H	West Virginia	79 73	142	H	Kansas	90 43
17	H	Oklahoma	92 58					70	A	Iowa St.	83 52	143	H	TCU	77 54
18	A	Kansas St.	91 49					70	H	Iowa St.	68 42	181	H	Texas St.	90 24
18	H	Kansas St.	87 57									276	H	Mississippi Val.	101 36
												325	H	Winthrop	140 32
												334	H	Southeastern La.	109 38
												337	H	Houston Baptist	118 43
LAST 12 Division I GAMES:															
60	A	Texas Tech	79 61	142	A	Kansas	92 43								
70	A	Iowa St.	83 52	143	H	TCU	77 54								
17	H	Oklahoma	92 58	57	A	Oklahoma St.	86 50								
18	A	Kansas St.	91 49	63	A	West Virginia	91 56								
63	H	West Virginia	79 73	142	H	Kansas	90 43								
70	H	Iowa St.	68 42	18	H	Kansas St.	87 57								

Non-Div I Games:

Baylor

■ Loss,
 ■ Non-Conf, S Site,
 ■ Home
 ■ Away
 N Neutral

Average RPI Win:	245	WON-LOST	WINNING	LAST 10	STRENGTH OF	OPP. STRENGTH	TEAM	ADJ.	CONF.	ADJ CONF.
Average RPI Loss:	75	RECORD	PCT. RANK	GAMES	SCHEDULE	OF SCHEDULE	RPI	RPI	RPI	RPI
DIV. I ONLY	18- 5	23	10- 0	220	224	78	78	26	26	
DIV. I NON-CONF.	7- 5	137	1- 0	161	99	99	99	26	26	
TOTALS	RPI 1-25	RPI 26-50	W-L RECORDS	RPI 51-100	RPI 101-150	RPI 150+				
18- 5	0- 1	0- 1	OVERALL	1- 1	0- 1	17- 1				
7- 1	0- 0	0- 1	HOME	1- 0	0- 0	6- 0				
11- 3	0- 1	0- 0	AWAY	0- 1	0- 1	11- 0				
0- 1	0- 0	0- 0	NEUTRAL	0- 0	0- 0	0- 1				
7- 5	0- 1	0- 1	NON-CONFERENCE	1- 1	0- 1	6- 1				
2- 1	0- 0	0- 1	HOME	1- 0	0- 0	1- 0				
5- 3	0- 1	0- 0	AWAY	0- 1	0- 1	5- 0				
0- 1	0- 0	0- 0	NEUTRAL	0- 0	0- 0	0- 1				
11- 0	0- 0	0- 0	CONFERENCE	0- 0	0- 0	11- 0				
5- 0	0- 0	0- 0	HOME	0- 0	0- 0	5- 0				
6- 0	0- 0	0- 0	AWAY	0- 0	0- 0	6- 0				
0- 0	0- 0	0- 0	NEUTRAL	0- 0	0- 0	0- 0				

RPI 1-25				RPI 26-50				RPI 51-100				Team's RPI: 78		RPI 101+			
RPI	S	Opponent	Score	RPI	S	Opponent	Score	RPI	S	Opponent	Score		RPI	S	Opponent	Score	
14	A	Louisville	50 73	35	H	Green Bay	53 62	54	A	Minnesota	74 75		105	A	Troy	74 91	
								74	H	IUPUI	78 72		168	N	Fresno St.	53 62	
													189	A	Morehead St.	91 59	
													205	A	UAB	72 58	
													208	H	SIUE	94 67	
													210	A	Loyola Marymount	79 72	
													227	A	Samford	73 54	
													234	A	Tennessee St.	70 60	
													241	A	Presbyterian	83 58	
													245	A	Austin Peay	80 71	
													248	A	Murray St.	87 69	
													261	H	UT Martin	71 66	
													266	A	Jacksonville St.	54 53	
													278	H	Tennessee Tech	89 75	
													285	H	Southeast Mo. St.	89 77	
													297	H	Lipscomb	100 62	
													300	A	Eastern Ill.	77 58	
													314	H	Eastern Ky.	74 58	
													323	A	Fort Wayne	85 59	
LAST 12 Division I GAMES:																	
248	A	Murray St.	87 69	314	H	Eastern Ky.	74 58										
208	H	SIUE	94 67	285	H	Southeast Mo. St.	89 77										
234	A	Tennessee St.	70 60	261	H	UT Martin	71 66										
278	H	Tennessee Tech	89 75	245	A	Austin Peay	80 71										
266	A	Jacksonville St.	54 53	300	A	Eastern Ill.	77 58										
189	A	Morehead St.	91 59	241	A	Presbyterian	83 58										

Non-Div I Games: Trevecca Nazarene 87 56

Belmont

■ Loss,
 ■ Non-Conf,
 ■ S Site,
 ■ H Home
 ■ A Away
 N Neutral

Average RPI Win:	295	WON-LOST	WINNING	LAST 10	STRENGTH OF	OPP. STRENGTH	TEAM	ADJ.	CONF.	ADJ CONF.
Average RPI Loss:	201	RECORD	PCT. RANK	GAMES	SCHEDULE	OF SCHEDULE	RPI	RPI	RPI	RPI
DIV. I ONLY	9- 9	167	8- 2	341	329	259	259	32	32	
DIV. I NON-CONF.	2- 8	288	2- 2	284	268	316	316	31	31	
TOTALS	RPI 1-25	RPI 26-50	W-L RECORDS	RPI 51-100	RPI 101-150	RPI 150+				
9- 9	0- 0	0- 0	OVERALL	0- 1	0- 3	9- 5				
4- 1	0- 0	0- 0	HOME	0- 0	0- 0	4- 1				
4- 7	0- 0	0- 0	AWAY	0- 1	0- 3	4- 3				
1- 1	0- 0	0- 0	NEUTRAL	0- 0	0- 0	1- 1				
2- 8	0- 0	0- 0	NON-CONFERENCE	0- 1	0- 3	2- 4				
1- 0	0- 0	0- 0	HOME	0- 0	0- 0	1- 0				
0- 7	0- 0	0- 0	AWAY	0- 1	0- 3	0- 3				
1- 1	0- 0	0- 0	NEUTRAL	0- 0	0- 0	1- 1				
7- 1	0- 0	0- 0	CONFERENCE	0- 0	0- 0	7- 1				
3- 1	0- 0	0- 0	HOME	0- 0	0- 0	3- 1				
4- 0	0- 0	0- 0	AWAY	0- 0	0- 0	4- 0				
0- 0	0- 0	0- 0	NEUTRAL	0- 0	0- 0	0- 0				

RPI 1-25			RPI 26-50			RPI 51-100			RPI 101+			Team's RPI: 259
RPI	S	Opponent	Score	RPI	S	Opponent	Score	RPI	S	Opponent	Score	
						81 A Jacksonville	63 69			118 A Clemson	38 59	
										132 A Stetson	60 63	
										140 A UCF	43 70	
										208 N SIUE	83 78	
										234 N Tennessee St.	60 69	
										236 A Southern U.	59 61	
										249 H UMES	56 59	
										258 A Norfolk St.	68 58	
										263 H Coppin St.	71 52	
										271 A Savannah St.	38 31	
										284 H North Florida	52 50	
										289 A Prairie View	64 66	
										334 A Southeastern La.	63 75	
										341 A Florida A&M	64 41	
										342 A South Carolina St.	64 34	
										343 H Delaware St.	72 58	
										348 H Morgan St.	50 48	
LAST 12 Division I GAMES:												
343	H	Delaware St.	72 58	348	H	Morgan St.	50 48					
258	A	Norfolk St.	68 58	271	A	Savannah St.	38 31					
249	H	UMES	56 59	118	A	Clemson	38 59					
341	A	Florida A&M	64 41	208	N	SIUE	83 78					
342	A	South Carolina St.	64 34	234	N	Tennessee St.	60 69					
263	H	Coppin St.	71 52	284	H	North Florida	52 50					

Non-Div I Games: Edward Waters 55 45 Flagler 76 53

Bethune-Cookman

Loss, Non-Conf, S Site, H Home A Away N Neutral

Binghamton

Through Games Of Feb. 4, 2017

Average RPI Win:	259	WON-LOST	WINNING	LAST 10	STRENGTH OF	OPP. STRENGTH	TEAM	ADJ.	CONF.	ADJ CONF.
Average RPI Loss:	137	RECORD	PCT. RANK	GAMES	SCHEDULE	OF SCHEDULE	RPI	RPI	RPI	RPI
DIV. I ONLY	9- 12	211	6- 4	164	297	204	204	22	22	
DIV. I NON-CONF.	3- 8	262	0- 1	79	325	197	197	21	21	
TOTALS	RPI 1-25	RPI 26-50	W-L RECORDS	RPI 51-100	RPI 101-150	RPI 150+				
9- 12	0- 0	0- 1	OVERALL	0- 3	2- 2	7- 6				
3- 7	0- 0	0- 0	HOME	0- 3	1- 1	2- 3				
6- 5	0- 0	0- 1	AWAY	0- 0	1- 1	5- 3				
0- 0	0- 0	0- 0	NEUTRAL	0- 0	0- 0	0- 0				
3- 8	0- 0	0- 1	NON-CONFERENCE	0- 2	1- 2	2- 3				
0- 5	0- 0	0- 0	HOME	0- 2	0- 1	0- 2				
3- 3	0- 0	0- 1	AWAY	0- 0	1- 1	2- 1				
0- 0	0- 0	0- 0	NEUTRAL	0- 0	0- 0	0- 0				
6- 4	0- 0	0- 0	CONFERENCE	0- 1	1- 0	5- 3				
3- 2	0- 0	0- 0	HOME	0- 1	1- 0	2- 1				
3- 2	0- 0	0- 0	AWAY	0- 0	0- 0	3- 2				
0- 0	0- 0	0- 0	NEUTRAL	0- 0	0- 0	0- 0				

RPI S	Opponent	Score	RPI S	Opponent	Score	RPI S	Opponent	Score	RPI S	Opponent	Score	Team's RPI: 204
47	A Ohio	55 63	61	H Bucknell	57 67	121	A Penn	61 48	134	H Maine	58 52	
			91	H Cornell	51 54	145	H Columbia	65 75	150	A Yale	48 57	
			93	H New Hampshire	62 70	151	A Hartford	73 76	155	H Brown	72 83	
						159	A Providence	58 71	165	H Albany (NY)	61 67	
						193	H Sacred Heart	69 77	229	A UMBC	45 53	
						229	H UMBC	69 62	255	A Stony Brook	48 40	
						264	A Vermont	64 55	306	A NJIT	68 44	
						338	A UMass Lowell	58 48	338	H UMass Lowell	69 54	
						346	A Fairleigh Dickinson	80 69				
LAST 12 Division I GAMES:												
338	H UMass Lowell	69 54	93	H New Hampshire	62 70							
229	A UMBC	45 53	264	A Vermont	64 55							
134	H Maine	58 52	338	A UMass Lowell	58 48							
151	A Hartford	73 76	229	H UMBC	69 62							
255	A Stony Brook	48 40	91	H Cornell	51 54							
165	H Albany (NY)	61 67	47	A Ohio	55 63							

Non-Div I Games: Georgian Court 74 53 Misericordia 77 54

Binghamton

Loss, Non-Conf, S Site, H Home A Away N Neutral

Average RPI Win:	164	WON-LOST	WINNING	LAST 10	STRENGTH OF	OPP. STRENGTH	TEAM	ADJ.	CONF.	ADJ CONF.
Average RPI Loss:	146	RECORD	PCT. RANK	GAMES	SCHEDULE	OF SCHEDULE	RPI	RPI	RPI	RPI
DIV. I ONLY	13- 7	100	4- 6	97	149	85	85	13	13	
DIV. I NON-CONF.	8- 1	21	1- 0	130	105	25	25	15	15	
TOTALS	RPI 1-25	RPI 26-50	W-L RECORDS	RPI 51-100	RPI 101-150	RPI 150+				
13- 7	0- 1	0- 0	OVERALL	3- 2	3- 1	7- 3				
9- 2	0- 0	0- 0	HOME	0- 2	2- 0	7- 0				
3- 5	0- 1	0- 0	AWAY	2- 0	1- 1	0- 3				
1- 0	0- 0	0- 0	NEUTRAL	1- 0	0- 0	0- 0				
8- 1	0- 1	0- 0	NON-CONFERENCE	2- 0	2- 0	4- 0				
5- 0	0- 0	0- 0	HOME	0- 0	1- 0	4- 0				
2- 1	0- 1	0- 0	AWAY	1- 0	1- 0	0- 0				
1- 0	0- 0	0- 0	NEUTRAL	1- 0	0- 0	0- 0				
5- 6	0- 0	0- 0	CONFERENCE	1- 2	1- 1	3- 3				
4- 2	0- 0	0- 0	HOME	0- 2	1- 0	3- 0				
1- 4	0- 0	0- 0	AWAY	1- 0	0- 1	0- 3				
0- 0	0- 0	0- 0	NEUTRAL	0- 0	0- 0	0- 0				

RPI 1-25				RPI 26-50				RPI 51-100 Team's RPI: 85				RPI 101+			
RPI	S	Opponent	Score	RPI	S	Opponent	Score	RPI	S	Opponent	Score	RPI	S	Opponent	Score
8	A	Washington	66 92					67	A	Colorado St.	51 45	101	H	Wyoming	64 54
								67	H	Colorado St.	53 60	125	A	St. Mary's (CA)	83 78
								69	A	Washington St.	77 73	144	H	Eastern Wash.	67 64
								76	H	UNLV	55 58	146	A	New Mexico	68 75
								88	N	Charlotte	68 65	168	H	Fresno St.	67 66
												201	A	Utah St.	63 65
												201	H	Utah St.	76 56
												206	H	San Jose St.	86 64
												214	H	Seattle U	73 68
												232	H	Hawaii	61 49
												235	A	San Diego St.	77 84
												250	H	Portland St.	94 76
												273	H	Portland	74 60
												291	A	Nevada	62 69
LAST 12 Division I GAMES:															
201	A	Utah St.	63 65	168	H	Fresno St.	67 66								
67	H	Colorado St.	53 60	235	A	San Diego St.	77 84								
101	H	Wyoming	64 54	76	H	UNLV	55 58								
291	A	Nevada	62 69	67	A	Colorado St.	51 45								
206	H	San Jose St.	86 64	201	H	Utah St.	76 56								
146	A	New Mexico	68 75	232	H	Hawaii	61 49								

Non-Div I Games: Southern Ore. 89 45 Concordia Portland 71 40

Boise St.

Loss, Non-Conf, S Site, H Home A Away N Neutral

Average RPI Win:	210	WON-LOST	WINNING	LAST 10	STRENGTH OF	OPP. STRENGTH	TEAM	ADJ.	CONF.	ADJ CONF.
Average RPI Loss:	77	RECORD	PCT. RANK	GAMES	SCHEDULE	OF SCHEDULE	RPI	RPI	RPI	RPI
DIV. I ONLY	8- 15	256	1- 9	52	66	174	174	3	3	
DIV. I NON-CONF.	7- 6	157	2- 0	193	225	185	185	4	4	
TOTALS	RPI 1-25	RPI 26-50	W-L RECORDS	RPI 51-100	RPI 101-150	RPI 150+				
8- 15	0- 4	0- 2	OVERALL	0- 4	3- 3	5- 2				
6- 6	0- 3	0- 1	HOME	0- 1	2- 1	4- 0				
1- 8	0- 1	0- 1	AWAY	0- 2	1- 2	0- 2				
1- 1	0- 0	0- 0	NEUTRAL	0- 1	0- 0	1- 0				
7- 6	0- 0	0- 0	NON-CONFERENCE	0- 2	2- 2	5- 2				
5- 2	0- 0	0- 0	HOME	0- 1	1- 1	4- 0				
1- 3	0- 0	0- 0	AWAY	0- 0	1- 1	0- 2				
1- 1	0- 0	0- 0	NEUTRAL	0- 1	0- 0	1- 0				
1- 9	0- 4	0- 2	CONFERENCE	0- 2	1- 1	0- 0				
1- 4	0- 3	0- 1	HOME	0- 0	1- 0	0- 0				
0- 5	0- 1	0- 1	AWAY	0- 2	0- 1	0- 0				
0- 0	0- 0	0- 0	NEUTRAL	0- 0	0- 0	0- 0				

RPI 1-25				RPI 26-50				RPI 51-100				RPI 101+ Team's RPI: 174			
RPI	S	Opponent	Score	RPI	S	Opponent	Score	RPI	S	Opponent	Score	RPI	S	Opponent	Score
2	H	Notre Dame	69 80	34	A	Syracuse	52 79	58	A	Virginia	55 62	115	A	Fordham	49 56
7	H	Florida St.	53 85	50	H	Georgia Tech	67 71	62	A	Wake Forest	55 71	118	H	Clemson	60 48
11	H	Duke	44 67					96	H	Penn St.	56 60	125	H	St. Mary's (CA)	54 62
20	A	Miami (FL)	51 58					99	N	SMU	64 72	133	A	Pittsburgh	43 56
												134	H	Maine	64 53
												150	A	Yale	71 64
												151	A	Hartford	56 65
												159	H	Providence	57 53
												185	A	Seton Hall	66 71
												212	H	Dartmouth	65 53
												277	H	Boston U.	67 49
												309	H	Central Conn. St.	66 46
												319	N	St. Francis Brooklyn	73 58
LAST 12 Division I GAMES:															
7	H	Florida St.	53 85	50	H	Georgia Tech	67 71								
20	A	Miami (FL)	51 58	34	A	Syracuse	52 79								
62	A	Wake Forest	55 71	133	A	Pittsburgh	43 56								
11	H	Duke	44 67	118	H	Clemson	60 48								
2	H	Notre Dame	69 80	134	H	Maine	64 53								
58	A	Virginia	55 62	212	H	Dartmouth	65 53								

Non-Div I Games:

Boston College

■ Loss,
 ■ Non-Conf,
 ■ S Site,
 ■ H Home
 ■ A Away
 N Neutral

Average RPI Win: 306	WON-LOST	WINNING	LAST 10	STRENGTH OF	OPP. STRENGTH	TEAM	ADJ.	CONF.	ADJ CONF.
Average RPI Loss: 137	RECORD	PCT. RANK	GAMES	SCHEDULE	OF SCHEDULE	RPI	RPI	RPI	RPI
DIV. I ONLY	8- 14	239	5- 5	279	214	277	277	23	23
DIV. I NON-CONF.	2- 9	293	1- 0	216	187	317	317	25	25
TOTALS	RPI 1-25	RPI 26-50	W-L RECORDS	RPI 51-100	RPI 101-150	RPI 150+			
8- 14	0- 0	0- 2	OVERALL	0- 3	0- 2	8- 7			
5- 5	0- 0	0- 1	HOME	0- 2	0- 1	5- 1			
3- 8	0- 0	0- 1	AWAY	0- 0	0- 1	3- 6			
0- 1	0- 0	0- 0	NEUTRAL	0- 1	0- 0	0- 0			
2- 9	0- 0	0- 2	NON-CONFERENCE	0- 2	0- 0	2- 5			
2- 3	0- 0	0- 1	HOME	0- 1	0- 0	2- 1			
0- 5	0- 0	0- 1	AWAY	0- 0	0- 0	0- 4			
0- 1	0- 0	0- 0	NEUTRAL	0- 1	0- 0	0- 0			
6- 5	0- 0	0- 0	CONFERENCE	0- 1	0- 2	6- 2			
3- 2	0- 0	0- 0	HOME	0- 1	0- 1	3- 0			
3- 3	0- 0	0- 0	AWAY	0- 0	0- 1	3- 2			
0- 0	0- 0	0- 0	NEUTRAL	0- 0	0- 0	0- 0			

RPI S	Opponent	Score	RPI S	Opponent	Score	RPI S	Opponent	Score	RPI S	Opponent	Score	Team's RPI: 277
26	A Arizona St.	42 71	61	H Bucknell	50 66	119	A Navy	41 55				
36	H Harvard	52 65	93	H New Hampshire	51 59	119	H Navy	59 62				
			100 N	Long Beach St.	48 61	165	A Albany (NY)	54 69				
						174	A Boston College	49 67				
						175	A Northeastern	59 78				
						178	A American	62 73				
						212	H Dartmouth	49 61				
						228	A Colgate	87 96				
						233	A Marist	57 76				
						239	H Loyola Maryland	61 58				
						298	H Massachusetts	64 60				
						304	A Holy Cross	66 49				
						312	A Lehigh	69 64				
						312	H Lehigh	64 50				
						324	A Lafayette	75 58				
						324	H Lafayette	68 50				
						338	H UMass Lowell	66 56				
LAST 12 Division I GAMES:												
324	A Lafayette	75 58	178	A American	62 73							
119	A Navy	41 55	324	H Lafayette	68 50							
312	H Lehigh	64 50	119	H Navy	59 62							
61	H Bucknell	50 66	312	A Lehigh	69 64							
228	A Colgate	87 96	304	A Holy Cross	66 49							
239	H Loyola Maryland	61 58	298	H Massachusetts	64 60							

Non-Div I Games:

Boston U.

■ Loss,
■ Non-Conf, S Site,
■ Home
■ Away
N Neutral

Bowling Green

Through Games Of Feb. 4, 2017

Average RPI Win:	265	WON-LOST	WINNING	LAST 10	STRENGTH OF	OPP. STRENGTH	TEAM	ADJ.	CONF.	ADJ CONF.
Average RPI Loss:	122	RECORD	PCT. RANK	GAMES	SCHEDULE	OF SCHEDULE	RPI	RPI	RPI	RPI
DIV. I ONLY	4- 15	313	2- 8	105	148	253	253	10	10	
DIV. I NON-CONF.	2- 7	284	0- 1	202	115	287	287	11	11	
TOTALS	RPI 1-25	RPI 26-50	W-L RECORDS	RPI 51-100	RPI 101-150	RPI 150+				
4- 15	0- 1	0- 2	OVERALL	0- 5	0- 2	4- 5				
1- 8	0- 0	0- 1	HOME	0- 4	0- 1	1- 2				
1- 6	0- 1	0- 1	AWAY	0- 0	0- 1	1- 3				
2- 1	0- 0	0- 0	NEUTRAL	0- 1	0- 0	2- 0				
2- 7	0- 1	0- 1	NON-CONFERENCE	0- 2	0- 0	2- 3				
0- 3	0- 0	0- 0	HOME	0- 1	0- 0	0- 2				
0- 3	0- 1	0- 1	AWAY	0- 0	0- 0	0- 1				
2- 1	0- 0	0- 0	NEUTRAL	0- 1	0- 0	2- 0				
2- 8	0- 0	0- 1	CONFERENCE	0- 3	0- 2	2- 2				
1- 5	0- 0	0- 1	HOME	0- 3	0- 1	1- 0				
1- 3	0- 0	0- 0	AWAY	0- 0	0- 1	1- 2				
0- 0	0- 0	0- 0	NEUTRAL	0- 0	0- 0	0- 0				

RPI 1-25				RPI 26-50				RPI 51-100				RPI 101+ Team's RPI: 253			
RPI	S	Opponent	Score	RPI	S	Opponent	Score	RPI	S	Opponent	Score	RPI	S	Opponent	Score
14	A	Louisville	58 83	43	A	Virginia Tech	51 98	58	H	Virginia	47 67	109	A	Kent St.	78 80
				47	H	Ohio	58 69	71	H	Buffalo	50 61	129	H	Ball St.	53 75
								79	H	Northern Ill.	76 89	157	H	Cincinnati	58 68
								84	H	Central Mich.	65 76	167	A	Western Mich.	58 75
								94	N	Chattanooga	49 54	194	H	Cleveland St.	56 64
												211	A	Akron	62 58
												211	H	Akron	86 50
												265	A	Eastern Mich.	74 81
												313	N	Saint Peter's	73 68
												314	A	Eastern Ky.	55 57
												324	N	Lafayette	69 42
LAST 12 Division I GAMES:															
211	H	Akron	86 50	167	A	Western Mich.	58 75								
109	A	Kent St.	78 80	211	A	Akron	62 58								
265	A	Eastern Mich.	74 81	79	H	Northern Ill.	76 89								
129	H	Ball St.	53 75	47	H	Ohio	58 69								
71	H	Buffalo	50 61	194	H	Cleveland St.	56 64								
84	H	Central Mich.	65 76	43	A	Virginia Tech	51 98								

Non-Div I Games: Davis & Elkins 73 46 Ohio Valley 82 46 Malone 65 78

Bowling Green

Loss, Non-Conf, S Site, H Home A Away N Neutral

Average RPI Win:	264	WON-LOST	WINNING	LAST 10	STRENGTH OF	OPP. STRENGTH	TEAM	ADJ.	CONF.	ADJ CONF.
Average RPI Loss:	137	RECORD	PCT. RANK	GAMES	SCHEDULE	OF SCHEDULE	RPI	RPI	RPI	RPI
DIV. I ONLY	7- 13	248	4- 6	210	189	230	230	16	16	
DIV. I NON-CONF.	3- 7	250	2- 0	128	245	208	208	14	14	
TOTALS	RPI 1-25	RPI 26-50	W-L RECORDS	RPI 51-100	RPI 101-150	RPI 150+				
7- 13	0- 0	0- 3	OVERALL	0- 2	1- 2	6- 6				
3- 6	0- 0	0- 3	HOME	0- 1	1- 1	2- 1				
4- 7	0- 0	0- 0	AWAY	0- 1	0- 1	4- 5				
0- 0	0- 0	0- 0	NEUTRAL	0- 0	0- 0	0- 0				
3- 7	0- 0	0- 1	NON-CONFERENCE	0- 2	1- 2	2- 2				
1- 3	0- 0	0- 1	HOME	0- 1	1- 1	0- 0				
2- 4	0- 0	0- 0	AWAY	0- 1	0- 1	2- 2				
0- 0	0- 0	0- 0	NEUTRAL	0- 0	0- 0	0- 0				
4- 6	0- 0	0- 2	CONFERENCE	0- 0	0- 0	4- 4				
2- 3	0- 0	0- 2	HOME	0- 0	0- 0	2- 1				
2- 3	0- 0	0- 0	AWAY	0- 0	0- 0	2- 3				
0- 0	0- 0	0- 0	NEUTRAL	0- 0	0- 0	0- 0				

RPI S	Opponent	Score	RPI S	Opponent	Score	RPI S	Opponent	Score	RPI S	Opponent	Score	Team's RPI: 230
28	H Drake	60 93	28	H Drake	60 93	79	H Northern Ill.	51 81	107	H Saint Louis	58 68	
35	H Green Bay	43 68	35	H Green Bay	43 68	89	A Western Ill.	77 91	109	A Kent St.	52 77	
49	H UNI	53 72	49	H UNI	53 72				147	H Detroit	70 60	
									162	A Missouri St.	75 73	
									167	A Western Mich.	64 83	
									176	A Wichita St.	54 65	
									190	A Indiana St.	51 58	
									202	H Southern Ill.	57 66	
									231	A Butler	56 58	
									274	H Evansville	56 52	
									311	A Loyola Chicago	60 53	
									311	H Loyola Chicago	72 45	
									317	A Illinois St.	63 71	
									320	A Valparaiso	67 56	
									326	A Ill.-Chicago	65 56	
LAST 12 Division I GAMES:												
311	H Loyola Chicago	72 45	28	H Drake	60 93							
274	H Evansville	56 52	311	A Loyola Chicago	60 53							
202	H Southern Ill.	57 66	190	A Indiana St.	51 58							
162	A Missouri St.	75 73	317	A Illinois St.	63 71							
176	A Wichita St.	54 65	326	A Ill.-Chicago	65 56							
49	H UNI	53 72	320	A Valparaiso	67 56							

Non-Div I Games: Eureka 103 59

Bradley

**B
r
o
w
n**

B
r
o
w
n

Brown

Page 31

Average RPI Win:	304	WON-LOST	WINNING	LAST 10	STRENGTH OF	OPP. STRENGTH	TEAM	ADJ.	CONF.	ADJ CONF.
Average RPI Loss:	204	RECORD	PCT. RANK	GAMES	SCHEDULE	OF SCHEDULE	RPI	RPI	RPI	RPI
DIV. I ONLY	10- 12	198	5- 5	338	326	292	292	31	31	
DIV. I NON-CONF.	5- 6	186	1- 0	322	219	264	264	32	32	
TOTALS	RPI 1-25	RPI 26-50	W-L RECORDS	RPI 51-100	RPI 101-150	RPI 150+				
10- 12	0- 0	0- 0	OVERALL	0- 1	0- 2	10- 9				
6- 2	0- 0	0- 0	HOME	0- 0	0- 1	6- 1				
3- 9	0- 0	0- 0	AWAY	0- 1	0- 1	3- 7				
1- 1	0- 0	0- 0	NEUTRAL	0- 0	0- 0	1- 1				
5- 6	0- 0	0- 0	NON-CONFERENCE	0- 1	0- 2	5- 3				
3- 1	0- 0	0- 0	HOME	0- 0	0- 1	3- 0				
1- 4	0- 0	0- 0	AWAY	0- 1	0- 1	1- 2				
1- 1	0- 0	0- 0	NEUTRAL	0- 0	0- 0	1- 1				
5- 6	0- 0	0- 0	CONFERENCE	0- 0	0- 0	5- 6				
3- 1	0- 0	0- 0	HOME	0- 0	0- 0	3- 1				
2- 5	0- 0	0- 0	AWAY	0- 0	0- 0	2- 5				
0- 0	0- 0	0- 0	NEUTRAL	0- 0	0- 0	0- 0				

RPI 1-25			RPI 26-50			RPI 51-100			RPI 101+			Team's RPI: 292
RPI	S	Opponent	Score	RPI	S	Opponent	Score	RPI	S	Opponent	Score	
						93 A New Hampshire	60 62	133 A Pittsburgh			60 76	
								134 H Maine			52 77	
								155 H Brown			70 67	
								159 N Providence			51 62	
								187 A Rutgers			42 50	
								193 A Sacred Heart			59 66	
								193 H Sacred Heart			53 65	
								215 A Saint Francis (PA)			67 79	
								217 A Robert Morris			46 62	
								264 A Vermont			63 57	
								294 N Rhode Island			62 56	
								298 A Massachusetts			62 68	
								304 H Holy Cross			76 74	
								309 A Central Conn. St.			52 53	
								319 A St. Francis Brooklyn			47 63	
								321 H Mt. St. Mary's			78 62	
								333 A LIU Brooklyn			62 53	
								338 H UMass Lowell			73 62	
								340 H Wagner			70 61	
								346 A Fairleigh Dickinson			56 48	
								346 H Fairleigh Dickinson			50 48	
LAST 12 Division I GAMES:												
193 A		Sacred Heart	59 66	193 H		Sacred Heart	53 65					
346 H		Fairleigh Dickinson	50 48	346 A		Fairleigh Dickinson	56 48					
309 A		Central Conn. St.	52 53	321 H		Mt. St. Mary's	78 62					
215 A		Saint Francis (PA)	67 79	333 A		LIU Brooklyn	62 53					
217 A		Robert Morris	46 62	319 A		St. Francis Brooklyn	47 63					
340 H		Wagner	70 61	338 H		UMass Lowell	73 62					

Non-Div I Games:

Bryant

Average RPI Win: 213	WON-LOST	WINNING	LAST 10	STRENGTH OF	OPP. STRENGTH	TEAM	ADJ.	CONF.	ADJ CONF.
Average RPI Loss: 154	RECORD	PCT. RANK	GAMES	SCHEDULE	OF SCHEDULE	RPI	RPI	RPI	RPI
DIV. I ONLY	17- 5	28	8- 2	193	236	61	61	23	23
DIV. I NON-CONF.	8- 3	67	1- 0	206	142	75	75	25	25
TOTALS	RPI 1-25	RPI 26-50	W-L RECORDS	RPI 51-100	RPI 101-150	RPI 150+			
17- 5	0- 1	0- 0	OVERALL	1- 1	2- 0	14- 3			
9- 0	0- 0	0- 0	HOME	1- 0	1- 0	7- 0			
8- 5	0- 0	0- 0	AWAY	0- 0	1- 0	7- 0			
0- 0	0- 0	0- 0	NEUTRAL	0- 0	0- 0	0- 0			
8- 3	0- 1	0- 0	NON-CONFERENCE	1- 1	1- 0	6- 1			
4- 0	0- 0	0- 0	HOME	1- 0	0- 0	3- 0			
4- 3	0- 1	0- 0	AWAY	0- 1	1- 0	3- 1			
0- 0	0- 0	0- 0	NEUTRAL	0- 0	0- 0	0- 0			
9- 2	0- 0	0- 0	CONFERENCE	0- 0	1- 0	8- 2			
5- 0	0- 0	0- 0	HOME	0- 0	1- 0	4- 0			
4- 2	0- 0	0- 0	AWAY	0- 0	0- 0	4- 2			
0- 0	0- 0	0- 0	NEUTRAL	0- 0	0- 0	0- 0			

RPI 1-25				RPI 26-50				RPI 51-100				Team's RPI: 61				RPI 101+			
RPI	S	Opponent	Score	RPI	S	Opponent	Score	RPI	S	Opponent	Score	RPI	S	Opponent	Score	RPI	S	Opponent	Score
25	A	Elon	58 64					75	A	North Carolina	50 65	119	H	Navy	67 64				
								86	H	Drexel	78 66	139	A	Saint Joseph's	64 61				
												170	A	Army West Point	60 56				
												170	H	Army West Point	68 62				
												178	A	American	47 59				
												178	H	American	73 67				
												187	A	Rutgers	53 57				
												194	H	Cleveland St.	77 66				
												204	A	Binghamton	67 57				
												211	A	Akron	61 47				
												219	A	St. Bonaventure	57 35				
												228	H	Colgate	79 56				
												239	A	Loyola Maryland	72 66				
												267	H	Manhattan	69 64				
												277	A	Boston U.	66 50				
												304	A	Holy Cross	51 63				
												304	H	Holy Cross	77 48				
												306	H	NJIT	67 36				
												312	A	Lehigh	77 58				
LAST 12 Division I GAMES:																			
304	A	Holy Cross	51 63	312	A	Lehigh	77 58												
178	A	American	47 59	304	H	Holy Cross	77 48												
170	H	Army West Point	68 62	178	H	American	73 67												
277	A	Boston U.	66 50	170	A	Army West Point	60 56												
239	A	Loyola Maryland	72 66	119	H	Navy	67 64												
228	H	Colgate	79 56	267	H	Manhattan	69 64												

Non-Div I Games:

Bucknell

Average RPI Win: 191		WON-LOST	WINNING	LAST 10	STRENGTH OF	OPP. STRENGTH	TEAM	ADJ.	CONF.	ADJ CONF.
Average RPI Loss: 78		RECORD	PCT. RANK	GAMES	SCHEDULE	OF SCHEDULE	RPI	RPI	RPI	RPI
DIV. I ONLY		16- 6	54	5- 5	123	128	71	71	10	10
DIV. I NON-CONF.		10- 1	16	0- 1	203	188	53	53	11	11
TOTALS		RPI 1-25	RPI 26-50		W-L RECORDS		RPI 51-100	RPI 101-150	RPI 150+	
16- 6	0- 0	0- 2		OVERALL		1- 3	4- 1		11- 0	
10- 2	0- 0	0- 0		HOME		1- 1	2- 1		7- 0	
6- 3	0- 0	0- 1		AWAY		0- 2	2- 0		4- 0	
0- 1	0- 0	0- 1		NEUTRAL		0- 0	0- 0		0- 0	
10- 1	0- 0	0- 1		NON-CONFERENCE		0- 0	3- 0		7- 0	
7- 0	0- 0	0- 0		HOME		0- 0	1- 0		6- 0	
3- 0	0- 0	0- 0		AWAY		0- 0	2- 0		1- 0	
0- 1	0- 0	0- 1		NEUTRAL		0- 0	0- 0		0- 0	
6- 5	0- 0	0- 1		CONFERENCE		1- 3	1- 1		4- 0	
3- 2	0- 0	0- 0		HOME		1- 1	1- 1		1- 0	
3- 3	0- 0	0- 1		AWAY		0- 2	0- 0		3- 0	
0- 0	0- 0	0- 0		NEUTRAL		0- 0	0- 0		0- 0	

RPI S	Opponent	Score	RPI S	Opponent	Score	RPI S	Opponent	Score	RPI S	Opponent	Score
36	N Harvard	62 74	47	A Ohio	55 83	84	A Central Mich.	71 88	109	H Kent St.	77 62
						84	H Central Mich.	67 56	114	A Duquesne	71 69
						87	A Toledo	63 85	115	A Fordham	58 54
						87	H Toledo	64 73	129	H Ball St.	75 89
									140	H UCF	66 65
									167	A Western Mich.	62 47
									193	H Sacred Heart	76 55
									196	H Hofstra	74 50
									216	A Miami (OH)	68 51
									216	H Miami (OH)	71 45
									219	H St. Bonaventure	68 47
									221	H Niagara	73 63
									240	A Canisius	65 52
									253	A Bowling Green	61 50
									267	H Manhattan	73 39
									298	H Massachusetts	61 47
LAST 12 Division I GAMES:											
109	H Kent St.	77 62	216	A Miami (OH)	68 51						
87	A Toledo	63 85	87	H Toledo	64 73						
167	A Western Mich.	62 47	84	A Central Mich.	71 88						
129	H Ball St.	75 89	47	A Ohio	55 83						
84	H Central Mich.	67 56	216	H Miami (OH)	71 45						
253	A Bowling Green	61 50	36	N Harvard	62 74						

Non-Div I Games:

Buffalo

■ Loss,
 ■ Non-Conf,
 ■ S Site,
 ■ H Home
 ■ A Away
 N Neutral

Average RPI Win: 220	WON-LOST	WINNING	LAST 10	STRENGTH OF	OPP. STRENGTH	TEAM	ADJ.	CONF.	ADJ CONF.
Average RPI Loss: 103	RECORD	PCT. RANK	GAMES	SCHEDULE	OF SCHEDULE	RPI	RPI	RPI	RPI
DIV. I ONLY	5- 18	309	2- 8	76	82	231	231	7	7
DIV. I NON-CONF.	3- 8	262	0- 0	137	172	272	272	7	7
TOTALS	RPI 1-25	RPI 26-50	W-L RECORDS	RPI 51-100	RPI 101-150	RPI 150+			
5- 18	0- 3	0- 3	OVERALL	0- 3	0- 4	5- 5			
4- 8	0- 1	0- 1	HOME	0- 2	0- 2	4- 2			
1- 10	0- 2	0- 2	AWAY	0- 1	0- 2	1- 3			
0- 0	0- 0	0- 0	NEUTRAL	0- 0	0- 0	0- 0			
3- 8	0- 1	0- 1	NON-CONFERENCE	0- 0	0- 4	3- 2			
3- 4	0- 1	0- 0	HOME	0- 0	0- 2	3- 1			
0- 4	0- 0	0- 1	AWAY	0- 0	0- 2	0- 1			
0- 0	0- 0	0- 0	NEUTRAL	0- 0	0- 0	0- 0			
2- 10	0- 2	0- 2	CONFERENCE	0- 3	0- 0	2- 3			
1- 4	0- 0	0- 1	HOME	0- 2	0- 0	1- 1			
1- 6	0- 2	0- 1	AWAY	0- 1	0- 0	1- 2			
0- 0	0- 0	0- 0	NEUTRAL	0- 0	0- 0	0- 0			

RPI 1-25				RPI 26-50				RPI 51-100				RPI 101+ Team's RPI: 231			
RPI	S	Opponent	Score	RPI	S	Opponent	Score	RPI	S	Opponent	Score	RPI	S	Opponent	Score
15	A	DePaul	69 100	35	A	Green Bay	34 61	68	H	Villanova	69 70	122	A	Arkansas	50 68
22	H	South Fla.	59 74	40	A	Marquette	53 91	83	A	St. John's (NY)	55 62	129	H	Ball St.	50 74
23	A	Creighton	52 67	41	H	Georgetown	52 58	83	H	St. John's (NY)	41 62	140	H	UCF	59 66
												143	A	TCU	47 73
												159	A	Providence	51 68
												172	A	Xavier	65 62
												172	H	Xavier	43 53
												183	H	ETSU	59 68
												185	A	Seton Hall	63 65
												185	H	Seton Hall	79 58
												190	H	Indiana St.	66 48
												203	A	Wisconsin	55 60
												230	H	Bradley	58 56
												323	H	Fort Wayne	70 64
LAST 12 Division I GAMES:															
172	H	Xavier	43 53	15	A	DePaul	69 100	172	A	Xavier	65 62				
185	A	Seton Hall	63 65	83	A	St. John's (NY)	55 62	185	H	Seton Hall	79 58				
41	H	Georgetown	52 58	68	H	Villanova	69 70	159	A	Providence	51 68				
40	A	Marquette	53 91	23	A	Creighton	52 67								

Non-Div I Games:

Butler

■ Loss,
 ■ Non-Conf,
 ■ S Site,
 ■ H Home
 ■ A Away
 N Neutral

CSU Bakersfield

Through Games Of Feb. 4, 2017

Average RPI Win:	284	WON-LOST	WINNING	LAST 10	STRENGTH OF	OPP. STRENGTH	TEAM	ADJ.	CONF.	ADJ CONF.
Average RPI Loss:	164	RECORD	PCT. RANK	GAMES	SCHEDULE	OF SCHEDULE	RPI	RPI	RPI	RPI
DIV. I ONLY	8- 11	215	6- 4	310	211	287	287	29	29	
DIV. I NON-CONF.	3- 9	275	2- 3	289	92	308	308	29	29	
TOTALS	RPI 1-25	RPI 26-50	W-L RECORDS	RPI 51-100	RPI 101-150	RPI 150+				
8- 11	0- 1	0- 2	OVERALL	0- 1	0- 0	8- 7				
6- 5	0- 1	0- 0	HOME	0- 1	0- 0	6- 3				
2- 6	0- 0	0- 2	AWAY	0- 0	0- 0	2- 4				
0- 0	0- 0	0- 0	NEUTRAL	0- 0	0- 0	0- 0				
3- 9	0- 1	0- 2	NON-CONFERENCE	0- 1	0- 0	3- 5				
2- 4	0- 1	0- 0	HOME	0- 1	0- 0	2- 2				
1- 5	0- 0	0- 2	AWAY	0- 0	0- 0	1- 3				
0- 0	0- 0	0- 0	NEUTRAL	0- 0	0- 0	0- 0				
5- 2	0- 0	0- 0	CONFERENCE	0- 0	0- 0	5- 2				
4- 1	0- 0	0- 0	HOME	0- 0	0- 0	4- 1				
1- 1	0- 0	0- 0	AWAY	0- 0	0- 0	1- 1				
0- 0	0- 0	0- 0	NEUTRAL	0- 0	0- 0	0- 0				

RPI 1-25				RPI 26-50				RPI 51-100				RPI 101+ Team's RPI: 287			
RPI	S	Opponent	Score	RPI	S	Opponent	Score	RPI	S	Opponent	Score	RPI	S	Opponent	Score
9	H	Stanford	56 77	37	A	Oregon	62 77	59	H	South Dakota	60 75	164	H	UC Riverside	66 71
				45	A	California	63 86					197	H	New Mexico St.	55 64
												209	A	Pacific	61 91
												214	A	Seattle U	47 54
												222	H	Grand Canyon	74 59
												232	H	Hawaii	58 51
												250	H	UTRGV	74 46
												270	H	Cal Poly	57 49
												272	H	Southern Utah	59 65
												286	A	UTEP	61 74
												307	A	Pepperdine	57 62
												310	H	UMKC	52 33
												327	A	UC Irvine	86 66
												328	H	Chicago St.	83 48
												331	A	Utah Valley	63 59
LAST 12 Division I GAMES:															
222	H	Grand Canyon	74 59	214	A	Seattle U	47 54								
310	H	UMKC	52 33	270	H	Cal Poly	57 49								
328	H	Chicago St.	83 48	286	A	UTEP	61 74								
331	A	Utah Valley	63 59	307	A	Pepperdine	57 62								
197	H	New Mexico St.	55 64	327	A	UC Irvine	86 66								
250	H	UTRGV	74 46	164	H	UC Riverside	66 71								

Non-Div I Games: Stanislaus St. 78 51 Fresno Pacific 84 61

CSU Bakersfield

Loss, Non-Conf, S Site, H Home A Away N Neutral

Average RPI Win: 213	WON-LOST	WINNING	LAST 10	STRENGTH OF	OPP. STRENGTH	TEAM	ADJ.	CONF.	ADJ CONF.
Average RPI Loss: 162	RECORD	PCT. RANK	GAMES	SCHEDULE	OF SCHEDULE	RPI	RPI	RPI	RPI
DIV. I ONLY	11- 11	167	5- 5	204	196	198	198	25	25
DIV. I NON-CONF.	7- 7	165	2- 2	110	185	140	140	23	23
TOTALS	RPI 1-25	RPI 26-50	W-L RECORDS	RPI 51-100	RPI 101-150	RPI 150+			
11- 11	0- 2	0- 1	OVERALL	1- 1	2- 2	8- 5			
6- 6	0- 0	0- 1	HOME	1- 0	1- 2	4- 3			
5- 5	0- 2	0- 0	AWAY	0- 1	1- 0	4- 2			
0- 0	0- 0	0- 0	NEUTRAL	0- 0	0- 0	0- 0			
7- 7	0- 2	0- 1	NON-CONFERENCE	0- 0	2- 2	5- 2			
2- 5	0- 0	0- 1	HOME	0- 0	1- 2	1- 2			
5- 2	0- 2	0- 0	AWAY	0- 0	1- 0	4- 0			
0- 0	0- 0	0- 0	NEUTRAL	0- 0	0- 0	0- 0			
4- 4	0- 0	0- 0	CONFERENCE	1- 1	0- 0	3- 3			
4- 1	0- 0	0- 0	HOME	1- 0	0- 0	3- 1			
0- 3	0- 0	0- 0	AWAY	0- 1	0- 0	0- 2			
0- 0	0- 0	0- 0	NEUTRAL	0- 0	0- 0	0- 0			

RPI 1-25				RPI 26-50				RPI 51-100				RPI 101+ Team's RPI: 198			
RPI	S	Opponent	Score	RPI	S	Opponent	Score	RPI	S	Opponent	Score	RPI	S	Opponent	Score
8	A	Washington	44 101	46	H	Michigan St.	59 63	95	A	UC Davis	65 81	121	H	Penn	36 47
9	A	Stanford	54 88					100	H	Long Beach St.	63 56	125	A	St. Mary's (CA)	73 61
												144	H	Eastern Wash.	57 71
												147	H	Detroit	76 67
												168	A	Fresno St.	61 57
												214	A	Seattle U	68 64
												217	H	San Diego	67 76
												226	A	Weber St.	89 78
												232	H	Hawaii	67 56
												242	H	UC Santa Barbara	75 61
												250	H	Portland St.	99 72
												270	A	Cal Poly	68 79
												270	H	Cal Poly	63 70
												272	H	Southern Utah	71 77
												295	A	Northern Ariz.	83 79
												327	A	UC Irvine	52 77
												339	H	Cal St. Fullerton	58 41
LAST 12 Division I GAMES:															
232	H	Hawaii	67 56	270	A	Cal Poly	68 79	339	H	Cal St. Fullerton	58 41	121	H	Penn	36 47
100	H	Long Beach St.	63 56					214	A	Seattle U	68 64	272	H	Southern Utah	71 77
242	H	UC Santa Barbara	75 61					125	A	St. Mary's (CA)	73 61				
270	H	Cal Poly	63 70												
95	A	UC Davis	65 81												
327	A	UC Irvine	52 77												

Non-Div I Games:

CSUN

Average RPI Win:	265	WON-LOST	WINNING	LAST 10	STRENGTH OF	OPP. STRENGTH	TEAM	ADJ.	CONF.	ADJ CONF.
Average RPI Loss:	153	RECORD	PCT. RANK	GAMES	SCHEDULE	OF SCHEDULE	RPI	RPI	RPI	RPI
DIV. I ONLY	7- 14	260	3- 7	192	226	270	270	25	25	
DIV. I NON-CONF.	4- 8	230	0- 3	230	231	286	286	23	23	
TOTALS	RPI 1-25	RPI 26-50	W-L RECORDS	RPI 51-100	RPI 101-150	RPI 150+				
7- 14	0- 2	0- 0	OVERALL	0- 3	0- 2	7- 7				
6- 5	0- 0	0- 0	HOME	0- 1	0- 2	6- 2				
1- 9	0- 2	0- 0	AWAY	0- 2	0- 0	1- 5				
0- 0	0- 0	0- 0	NEUTRAL	0- 0	0- 0	0- 0				
4- 8	0- 2	0- 0	NON-CONFERENCE	0- 1	0- 2	4- 3				
4- 2	0- 0	0- 0	HOME	0- 0	0- 2	4- 0				
0- 6	0- 2	0- 0	AWAY	0- 1	0- 0	0- 3				
0- 0	0- 0	0- 0	NEUTRAL	0- 0	0- 0	0- 0				
3- 6	0- 0	0- 0	CONFERENCE	0- 2	0- 0	3- 4				
2- 3	0- 0	0- 0	HOME	0- 1	0- 0	2- 2				
1- 3	0- 0	0- 0	AWAY	0- 1	0- 0	1- 2				
0- 0	0- 0	0- 0	NEUTRAL	0- 0	0- 0	0- 0				

RPI 1-25				RPI 26-50				RPI 51-100				RPI 101+ Team's RPI: 270			
RPI	S	Opponent	Score	RPI	S	Opponent	Score	RPI	S	Opponent	Score	RPI	S	Opponent	Score
9	A	Stanford	55 83					66	A	Montana St.	52 71	125	H	St. Mary's (CA)	71 79
13	A	UCLA	64 80					95	H	UC Davis	53 61	149	H	San Francisco	67 73
								100	A	Long Beach St.	80 83	164	A	UC Riverside	59 68
												164	H	UC Riverside	69 72
												198	A	CSUN	70 63
												198	H	CSUN	79 68
												222	A	Grand Canyon	59 64
												232	A	Hawaii	57 66
												232	H	Hawaii	79 87
												242	H	UC Santa Barbara	78 67
												280	A	Sacramento St.	96 97
												282	H	North Dakota St.	73 46
												287	A	CSU Bakersfield	49 57
												295	H	Northern Ariz.	58 53
												307	H	Pepperdine	62 52
												331	H	Utah Valley	77 65
LAST 12 Division I GAMES:															
164	H	UC Riverside	69 72	164	A	UC Riverside	59 68								
95	H	UC Davis	53 61	198	H	CSUN	79 68								
232	A	Hawaii	57 66	242	H	UC Santa Barbara	78 67								
198	A	CSUN	70 63	287	A	CSU Bakersfield	49 57								
232	H	Hawaii	79 87	66	A	Montana St.	52 71								
100	A	Long Beach St.	80 83	149	H	San Francisco	67 73								

Non-Div I Games:

Cal Poly

■ Loss,
■ Non-Conf,
■ S Site,
■ H Home
■ A Away
N Neutral

Average RPI Win:	328	WON-LOST	WINNING	LAST 10	STRENGTH OF	OPP. STRENGTH	TEAM	ADJ.	CONF.	ADJ CONF.
Average RPI Loss:	190	RECORD	PCT. RANK	GAMES	SCHEDULE	OF SCHEDULE	RPI	RPI	RPI	RPI
DIV. I ONLY	2- 18	337	1- 8	272	281	339	339	25	25	
DIV. I NON-CONF.	1- 10	325	0- 2	320	298	346	346	23	23	
TOTALS	RPI 1-25	RPI 26-50	W-L RECORDS	RPI 51-100	RPI 101-150	RPI 150+				
2- 18	0- 0	0- 0	OVERALL	0- 3	0- 4	2- 11				
2- 8	0- 0	0- 0	HOME	0- 2	0- 2	2- 4				
0- 10	0- 0	0- 0	AWAY	0- 1	0- 2	0- 7				
0- 0	0- 0	0- 0	NEUTRAL	0- 0	0- 0	0- 0				
1- 10	0- 0	0- 0	NON-CONFERENCE	0- 0	0- 4	1- 6				
1- 5	0- 0	0- 0	HOME	0- 0	0- 2	1- 3				
0- 5	0- 0	0- 0	AWAY	0- 0	0- 2	0- 3				
0- 0	0- 0	0- 0	NEUTRAL	0- 0	0- 0	0- 0				
1- 8	0- 0	0- 0	CONFERENCE	0- 3	0- 0	1- 5				
1- 3	0- 0	0- 0	HOME	0- 2	0- 0	1- 1				
0- 5	0- 0	0- 0	AWAY	0- 1	0- 0	0- 4				
0- 0	0- 0	0- 0	NEUTRAL	0- 0	0- 0	0- 0				

RPI S	Opponent	Score	RPI S	Opponent	Score	RPI S	Opponent	Score	RPI S	Opponent	Score	Team's RPI: 339
						95	A UC Davis	39 59	101	A Wyoming	26 61	
						95	H UC Davis	51 70	137	H Idaho	86 88	
						100	H Long Beach St.	48 65	144	A Eastern Wash.	67 84	
									145	H Columbia	46 61	
									164	A UC Riverside	45 68	
									198	A CSUN	41 58	
									210	H Loyola Marymount	62 77	
									217	A San Diego	50 103	
									232	A Hawaii	50 60	
									235	H San Diego St.	61 71	
									242	A UC Santa Barbara	37 57	
									242	H UC Santa Barbara	49 56	
									250	A Portland St.	73 81	
									301	A Denver	58 77	
									307	H Pepperdine	58 69	
									327	H UC Irvine	64 53	
									329	H Montana	72 56	
LAST 12 Division I GAMES:												
242	A UC Santa Barbara	37 57	232	A Hawaii	50 60							
95	A UC Davis	39 59	242	H UC Santa Barbara	49 56							
100	H Long Beach St.	48 65	198	A CSUN	41 58							
164	A UC Riverside	45 68	145	H Columbia	46 61							
95	H UC Davis	51 70	235	H San Diego St.	61 71							
327	H UC Irvine	64 53	307	H Pepperdine	58 69							

Non-Div I Games: Antelope Valley 64 56 Whittier 97 49

Cal St. Fullerton

Loss, Non-Conf, S Site, H Home A Away N Neutral

California

Through Games Of Feb. 4, 2017

Average RPI Win:	160	WON-LOST	WINNING	LAST 10	STRENGTH OF	OPP. STRENGTH	TEAM	ADJ.	CONF.	ADJ CONF.
Average RPI Loss:	32	RECORD	PCT. RANK	GAMES	SCHEDULE	OF SCHEDULE	RPI	RPI	RPI	RPI
DIV. I ONLY	16- 7	73	3- 7	69	30	45	45	1	1	
DIV. I NON-CONF.	12- 0	1	1- 0	217	159	33	33	1	1	
TOTALS	RPI 1-25	RPI 26-50	W-L RECORDS	RPI 51-100	RPI 101-150	RPI 150+				
16- 7	2- 2	0- 3	OVERALL	1- 2	6- 0	7- 0				
9- 3	1- 1	0- 2	HOME	0- 0	3- 0	5- 0				
4- 4	0- 1	0- 1	AWAY	1- 2	2- 0	1- 0				
3- 0	1- 0	0- 0	NEUTRAL	0- 0	1- 0	1- 0				
12- 0	1- 0	0- 0	NON-CONFERENCE	0- 0	4- 0	7- 0				
7- 0	0- 0	0- 0	HOME	0- 0	2- 0	5- 0				
2- 0	0- 0	0- 0	AWAY	0- 0	1- 0	1- 0				
3- 0	1- 0	0- 0	NEUTRAL	0- 0	1- 0	1- 0				
4- 7	1- 2	0- 3	CONFERENCE	1- 2	2- 0	0- 0				
2- 3	1- 1	0- 2	HOME	0- 0	1- 0	0- 0				
2- 4	0- 1	0- 1	AWAY	1- 2	1- 0	0- 0				
0- 0	0- 0	0- 0	NEUTRAL	0- 0	0- 0	0- 0				

RPI S	Opponent	Score	RPI S	Opponent	Score	Team's RPI: 45	RPI S	Opponent	Score	RPI S	Opponent	Score
6	H Oregon St.	56 66	26	A Arizona St.	62 72		52	A Utah	57 63	114	H Duquesne	86 66
8	A Washington	67 90	26	H Arizona St.	45 54		69	A Washington St.	79 84	116	N Southern Miss.	71 51
13	H UCLA	80 77	37	H Oregon	66 69		82	A Colorado	65 53	120	A Arizona	74 64
17	N Oklahoma	82 74								120	H Arizona	71 60
										125	A St. Mary's (CA)	74 67
										149	H San Francisco	75 52
										156	H Santa Clara	73 58
										164	H UC Riverside	71 56
										178	A Nebraska	86 65
										280	H Sacramento St.	97 73
										287	H CSU Bakersfield	86 63
										312	H Lehigh	96 63
										322	N Arkansas St.	80 55
LAST 12 Division I GAMES:												
13	H UCLA	80 77	82	A Colorado	65 53							
69	A Washington St.	79 84	37	H Oregon	66 69							
8	A Washington	67 90	6	H Oregon St.	56 66							
120	H Arizona	71 60	26	A Arizona St.	62 72							
26	H Arizona St.	45 54	120	A Arizona	74 64							
52	A Utah	57 63	322	N Arkansas St.	80 55							

Non-Div I Games:

California

■ Loss,
■ Non-Conf, S Site,
■ Home
■ Away
N Neutral

Average RPI Win: 301	WON-LOST	WINNING	LAST 10	STRENGTH OF	OPP. STRENGTH	TEAM	ADJ.	CONF.	ADJ CONF.
Average RPI Loss: 161	RECORD	PCT. RANK	GAMES	SCHEDULE	OF SCHEDULE	RPI	RPI	RPI	RPI
DIV. I ONLY	13- 5	62	8- 2	345	331	223	223	28	28
DIV. I NON-CONF.	5- 3	121	1- 0	338	343	248	248	28	28
TOTALS	RPI 1-25	RPI 26-50	W-L RECORDS	RPI 51-100	RPI 101-150	RPI 150+			
13- 5	0- 0	0- 0	OVERALL	0- 0	0- 3	13- 2			
5- 4	0- 0	0- 0	HOME	0- 0	0- 2	5- 2			
6- 1	0- 0	0- 0	AWAY	0- 0	0- 1	6- 0			
2- 0	0- 0	0- 0	NEUTRAL	0- 0	0- 0	2- 0			
5- 3	0- 0	0- 0	NON-CONFERENCE	0- 0	0- 2	5- 1			
1- 2	0- 0	0- 0	HOME	0- 0	0- 1	1- 1			
2- 1	0- 0	0- 0	AWAY	0- 0	0- 1	2- 0			
2- 0	0- 0	0- 0	NEUTRAL	0- 0	0- 0	2- 0			
8- 2	0- 0	0- 0	CONFERENCE	0- 0	0- 1	8- 1			
4- 2	0- 0	0- 0	HOME	0- 0	0- 1	4- 1			
4- 0	0- 0	0- 0	AWAY	0- 0	0- 0	4- 0			
0- 0	0- 0	0- 0	NEUTRAL	0- 0	0- 0	0- 0			

RPI 1-25			RPI 26-50			RPI 51-100			RPI 101+ Team's RPI: 223		
RPI	S	Opponent	Score	RPI	S	Opponent	Score	RPI	S	Opponent	Score
								103	A	Mercer	60 76
								123	H	VCU	53 66
								128	H	Radford	42 61
								183	H	ETSU	55 56
								224	A	UNC Asheville	61 55
								241	A	Presbyterian	49 39
								269	H	Liberty	52 58
								279	H	Charleston So.	54 37
								288	A	Western Caro.	50 48
								290	A	Gardner-Webb	73 61
								293	H	High Point	58 33
								295	N	Ark.-Pine Bluff	51 31
								318	A	USC Upstate	56 41
								325	H	Winthrop	61 32
								335	A	Longwood	66 54
								335	H	Longwood	74 50
								345	H	N.C. Central	61 30
								348	N	Morgan St.	62 51
LAST 12 Division I GAMES:											
335	H	Longwood	74 50	241	A	Presbyterian	49 39				
269	H	Liberty	52 58	128	H	Radford	42 61				
290	A	Gardner-Webb	73 61	279	H	Charleston So.	54 37				
293	H	High Point	58 33	224	A	UNC Asheville	61 55				
335	A	Longwood	66 54	348	N	Morgan St.	62 51				
325	H	Winthrop	61 32	295	N	Ark.-Pine Bluff	51 31				

Non-Div I Games: Columbia (SC) 73 32 Saint Augustine's 69 33 St. Andrews 94 39

Campbell

Loss, Non-Conf, S Site, H Home A Away N Neutral

Average RPI Win:	241	WON-LOST	WINNING	LAST 10	STRENGTH OF	OPP. STRENGTH	TEAM	ADJ.	CONF.	ADJ CONF.
Average RPI Loss:	155	RECORD	PCT. RANK	GAMES	SCHEDULE	OF SCHEDULE	RPI	RPI	RPI	RPI
DIV. I ONLY	7- 16	280	4- 6	160	252	240	240	17	17	
DIV. I NON-CONF.	1- 8	314	0- 0	70	254	259	259	17	17	
TOTALS	RPI 1-25	RPI 26-50	W-L RECORDS	RPI 51-100	RPI 101-150	RPI 150+				
7- 16	0- 0	0- 1	OVERALL	0- 3	0- 2	7- 10				
3- 8	0- 0	0- 0	HOME	0- 2	0- 2	3- 4				
4- 8	0- 0	0- 1	AWAY	0- 1	0- 0	4- 6				
0- 0	0- 0	0- 0	NEUTRAL	0- 0	0- 0	0- 0				
1- 8	0- 0	0- 1	NON-CONFERENCE	0- 2	0- 1	1- 4				
0- 4	0- 0	0- 0	HOME	0- 1	0- 1	0- 2				
1- 4	0- 0	0- 1	AWAY	0- 1	0- 0	1- 2				
0- 0	0- 0	0- 0	NEUTRAL	0- 0	0- 0	0- 0				
6- 8	0- 0	0- 0	CONFERENCE	0- 1	0- 1	6- 6				
3- 4	0- 0	0- 0	HOME	0- 1	0- 1	3- 2				
3- 4	0- 0	0- 0	AWAY	0- 0	0- 0	3- 4				
0- 0	0- 0	0- 0	NEUTRAL	0- 0	0- 0	0- 0				

RPI	S	Opponent	Score	RPI	S	Opponent	Score	RPI	S	Opponent	Score	RPI	S	Opponent	Score	Team's RPI: 240
29	A	Ohio St.	56 89	53	H	Quinnipiac	53 64	126	H	Rider	70 71	127	H	Lamar University	51 65	
				71	H	Buffalo	52 65	152	A	Iona	52 55	152	H	Iona	45 58	
				91	A	Cornell	43 60	175	H	Northeastern	59 83	177	H	Fairfield	63 49	
								189	A	Morehead St.	68 77	199	A	Siena	42 67	
								211	H	Akron	64 73	215	A	Saint Francis (PA)	74 95	
								219	A	St. Bonaventure	74 57	221	A	Niagara	65 57	
								225	A	Monmouth	53 55	225	H	Monmouth	74 54	
								233	A	Marist	60 67	233	H	Marist	74 85	
								267	A	Manhattan	62 57	267	H	Manhattan	58 48	
								313	A	Saint Peter's	59 54					
LAST 12 Division I GAMES:																
152	H	Iona	45 58	225	A	Monmouth	53 55									
267	H	Manhattan	58 48	313	A	Saint Peter's	59 54									
233	A	Marist	60 67	53	H	Quinnipiac	53 64									
199	A	Siena	42 67	233	H	Marist	74 85									
177	H	Fairfield	63 49	267	A	Manhattan	62 57									
221	A	Niagara	65 57	152	A	Iona	52 55									

Non-Div I Games:

Canisius

■ Loss,
 ■ Non-Conf,
 ■ S Site,
 ■ H Home
 ■ A Away
 N Neutral

Average RPI Win:	267	WON-LOST	WINNING	LAST 10	STRENGTH OF	OPP. STRENGTH	TEAM	ADJ.	CONF.	ADJ CONF.
Average RPI Loss:	85	RECORD	PCT. RANK	GAMES	SCHEDULE	OF SCHEDULE	RPI	RPI	RPI	RPI
DIV. I ONLY	13- 4	35	9- 1	296	251	112	112	27	27	
DIV. I NON-CONF.	4- 2	97	1- 0	259	75	98	98	27	27	
TOTALS	RPI 1-25	RPI 26-50	W-L RECORDS	RPI 51-100	RPI 101-150	RPI 150+				
13- 4	0- 1	0- 0	OVERALL	0- 1	1- 2	12- 0				
5- 1	0- 0	0- 0	HOME	0- 0	0- 1	5- 0				
6- 3	0- 0	0- 0	AWAY	0- 1	1- 0	5- 0				
2- 0	0- 0	0- 0	NEUTRAL	0- 0	0- 0	2- 0				
4- 2	0- 1	0- 0	NON-CONFERENCE	0- 1	0- 0	4- 0				
1- 0	0- 0	0- 0	HOME	0- 0	0- 0	1- 0				
1- 2	0- 1	0- 0	AWAY	0- 1	0- 0	1- 0				
2- 0	0- 0	0- 0	NEUTRAL	0- 0	0- 0	2- 0				
9- 2	0- 0	0- 0	CONFERENCE	0- 0	1- 2	8- 0				
4- 1	0- 0	0- 0	HOME	0- 0	0- 1	4- 0				
5- 1	0- 0	0- 0	AWAY	0- 0	1- 1	4- 0				
0- 0	0- 0	0- 0	NEUTRAL	0- 0	0- 0	0- 0				

RPI 1-25				RPI 26-50				RPI 51-100				RPI 101+ Team's RPI: 112			
RPI	S	Opponent	Score	RPI	S	Opponent	Score	RPI	S	Opponent	Score	RPI	S	Opponent	Score
21	A	Texas A&M	49 74					60	A	Texas Tech	45 79	111	A	SFA	67 63
												127	H	Lamar University	56 70
												130	A	Abilene Christian	76 83
												163	N	Houston	69 55
												195	A	New Orleans	55 51
												260	A	McNeese	72 49
												260	H	McNeese	67 52
												269	N	Liberty	61 41
												302	A	Alcorn	71 57
												302	H	Alcorn	59 45
												303	H	Northwestern St.	76 43
												305	A	A&M-Corpus Christi	49 41
												334	H	Southeastern La.	77 55
												336	H	Incarinate Word	63 50
												337	A	Houston Baptist	80 49
LAST 12 Division I GAMES:															
334	H	Southeastern La.	77 55	305	A	A&M-Corpus Christi	49 41								
260	A	McNeese	72 49	337	A	Houston Baptist	80 49								
336	H	Incarinate Word	63 50	130	A	Abilene Christian	76 83								
111	A	SFA	67 63	303	H	Northwestern St.	76 43								
195	A	New Orleans	55 51	127	H	Lamar University	56 70								
260	H	McNeese	67 52	163	N	Houston	69 55								

Non-Div I Games: Crowley's Ridge 102 31 Williams Baptist 82 32 Central Baptist 94 47 Hendrix 71 39
Central Ark.

Average RPI Win:	301	WON-LOST	WINNING	LAST 10	STRENGTH OF	OPP. STRENGTH	TEAM	ADJ.	CONF.	ADJ CONF.
Average RPI Loss:	198	RECORD	PCT. RANK	GAMES	SCHEDULE	OF SCHEDULE	RPI	RPI	RPI	RPI
DIV. I ONLY	8- 14	239	6- 4	324	303	309	309	31	31	
DIV. I NON-CONF.	1- 10	325	0- 1	228	155	333	333	32	32	
TOTALS	RPI 1-25	RPI 26-50	W-L RECORDS	RPI 51-100	RPI 101-150	RPI 150+				
8- 14	0- 0	0- 2	OVERALL	0- 1	0- 0	8- 11				
6- 3	0- 0	0- 0	HOME	0- 0	0- 0	6- 3				
2- 10	0- 0	0- 2	AWAY	0- 1	0- 0	2- 7				
0- 1	0- 0	0- 0	NEUTRAL	0- 0	0- 0	0- 1				
1- 10	0- 0	0- 2	NON-CONFERENCE	0- 1	0- 0	1- 7				
1- 2	0- 0	0- 0	HOME	0- 0	0- 0	1- 2				
0- 7	0- 0	0- 2	AWAY	0- 1	0- 0	0- 4				
0- 1	0- 0	0- 0	NEUTRAL	0- 0	0- 0	0- 1				
7- 4	0- 0	0- 0	CONFERENCE	0- 0	0- 0	7- 4				
5- 1	0- 0	0- 0	HOME	0- 0	0- 0	5- 1				
2- 3	0- 0	0- 0	AWAY	0- 0	0- 0	2- 3				
0- 0	0- 0	0- 0	NEUTRAL	0- 0	0- 0	0- 0				

RPI 1-25			RPI 26-50			RPI 51-100			RPI 101+ Team's RPI: 309		
RPI	S	Opponent	Score	RPI	S	Opponent	Score	RPI	S	Opponent	Score
				34	A	Syracuse	63 95	93	A	New Hampshire	52 56
				43	A	Virginia Tech	47 81				
								151	H	Hartford	58 68
								174	A	Boston College	46 66
								185	A	Seton Hall	70 78
								193	H	Sacred Heart	67 50
								212	A	Dartmouth	51 61
								215	A	Saint Francis (PA)	81 87
								217	A	Robert Morris	46 55
								235	N	San Diego St.	62 80
								255	H	Stony Brook	59 64
								264	H	Vermont	78 76
								292	H	Bryant	53 52
								298	A	Massachusetts	37 76
								319	A	St. Francis Brooklyn	61 53
								321	A	Mt. St. Mary's	66 81
								321	H	Mt. St. Mary's	68 58
								333	A	LIU Brooklyn	76 71
								333	H	LIU Brooklyn	62 68
								340	H	Wagner	66 53
								346	H	Fairleigh Dickinson	68 49
LAST 12 Division I GAMES:											
321	A	Mt. St. Mary's	66 81	346	H	Fairleigh Dickinson	68 49				
333	H	LIU Brooklyn	62 68	321	H	Mt. St. Mary's	68 58				
292	H	Bryant	53 52	193	H	Sacred Heart	67 50				
217	A	Robert Morris	46 55	319	A	St. Francis Brooklyn	61 53				
215	A	Saint Francis (PA)	81 87	340	H	Wagner	66 53				
333	A	LIU Brooklyn	76 71	93	A	New Hampshire	52 56				

Non-Div I Games:

Central Conn. St.

■ Loss,
 ■ Non-Conf,
 ■ S Site,
 ■ H Home
 ■ A Away
 N Neutral

Average RPI Win:	206	WON-LOST	WINNING	LAST 10	STRENGTH OF	OPP. STRENGTH	TEAM	ADJ.	CONF.	ADJ CONF.
Average RPI Loss:	63	RECORD	PCT. RANK	GAMES	SCHEDULE	OF SCHEDULE	RPI	RPI	RPI	RPI
DIV. I ONLY	16- 6	54	8- 2	203	77	84	84	10	10	
DIV. I NON-CONF.	8- 4	97	1- 1	286	42	156	156	11	11	
TOTALS	RPI 1-25	RPI 26-50	W-L RECORDS	RPI 51-100	RPI 101-150	RPI 150+				
16- 6	0- 2	1- 0	OVERALL	1- 4	3- 0	11- 0				
11- 1	0- 1	1- 0	HOME	1- 0	2- 0	7- 0				
3- 5	0- 1	0- 0	AWAY	0- 4	1- 0	2- 0				
2- 0	0- 0	0- 0	NEUTRAL	0- 0	0- 0	2- 0				
8- 4	0- 2	0- 0	NON-CONFERENCE	0- 2	1- 0	7- 0				
6- 1	0- 1	0- 0	HOME	0- 0	1- 0	5- 0				
0- 3	0- 1	0- 0	AWAY	0- 2	0- 0	0- 0				
2- 0	0- 0	0- 0	NEUTRAL	0- 0	0- 0	2- 0				
8- 2	0- 0	1- 0	CONFERENCE	1- 2	2- 0	4- 0				
5- 0	0- 0	1- 0	HOME	1- 0	1- 0	2- 0				
3- 2	0- 0	0- 0	AWAY	0- 2	1- 0	2- 0				
0- 0	0- 0	0- 0	NEUTRAL	0- 0	0- 0	0- 0				

RPI 1-25				RPI 26-50				RPI 51-100 Team's RPI: 84				RPI 101+			
RPI	S	Opponent	Score	RPI	S	Opponent	Score	RPI	S	Opponent	Score	RPI	S	Opponent	Score
2	A	Notre Dame	47 107	47	H	Ohio	64 59	71	A	Buffalo	56 67	109	A	Kent St.	91 78
25	H	Elon	57 71					71	H	Buffalo	88 71	129	H	Ball St.	101 92
								87	A	Toledo	72 74	139	H	Saint Joseph's	73 71
								92	A	Middle Tenn.	69 79	160	H	Oakland	70 67
								98	A	Purdue	51 62	186	H	Illinois	82 51
												211	H	Akron	89 62
												216	H	Miami (OH)	80 61
												253	A	Bowling Green	76 65
												256	H	Furman	81 71
												265	A	Eastern Mich.	104 63
												282	N	North Dakota St.	77 55
												311	H	Loyola Chicago	95 57
												326	H	Ill.-Chicago	77 55
												331	N	Utah Valley	71 62
LAST 12 Division I GAMES:															
265	A	Eastern Mich.	104 63	129	H	Ball St.	101 92								
47	H	Ohio	64 59	71	H	Buffalo	88 71								
87	A	Toledo	72 74	211	H	Akron	89 62								
71	A	Buffalo	56 67	109	A	Kent St.	91 78								
216	H	Miami (OH)	80 61	92	A	Middle Tenn.	69 79								
253	A	Bowling Green	76 65	186	H	Illinois	82 51								

Non-Div I Games:

Central Mich.

■ Loss,
 ■ Non-Conf, S Site,
 ■ Home
 ■ Away
 N Neutral

Average RPI Win:	279	WON-LOST	WINNING	LAST 10	STRENGTH OF	OPP. STRENGTH	TEAM	ADJ.	CONF.	ADJ CONF.
Average RPI Loss:	200	RECORD	PCT. RANK	GAMES	SCHEDULE	OF SCHEDULE	RPI	RPI	RPI	RPI
DIV. I ONLY	9- 9	167	6- 4	337	283	279	279	28	28	
DIV. I NON-CONF.	3- 5	223	0- 2	334	220	309	309	28	28	
TOTALS	RPI 1-25	RPI 26-50	W-L RECORDS	RPI 51-100	RPI 101-150	RPI 150+				
9- 9	0- 0	0- 0	OVERALL	0- 2	1- 0	8- 7				
6- 3	0- 0	0- 0	HOME	0- 0	1- 0	5- 3				
3- 6	0- 0	0- 0	AWAY	0- 2	0- 0	3- 4				
0- 0	0- 0	0- 0	NEUTRAL	0- 0	0- 0	0- 0				
3- 5	0- 0	0- 0	NON-CONFERENCE	0- 2	0- 0	3- 3				
2- 2	0- 0	0- 0	HOME	0- 0	0- 0	2- 2				
1- 3	0- 0	0- 0	AWAY	0- 2	0- 0	1- 1				
0- 0	0- 0	0- 0	NEUTRAL	0- 0	0- 0	0- 0				
6- 4	0- 0	0- 0	CONFERENCE	0- 0	1- 0	5- 4				
4- 1	0- 0	0- 0	HOME	0- 0	1- 0	3- 1				
2- 3	0- 0	0- 0	AWAY	0- 0	0- 0	2- 3				
0- 0	0- 0	0- 0	NEUTRAL	0- 0	0- 0	0- 0				

RPI 1-25			RPI 26-50			RPI 51-100			RPI 101+			Team's RPI: 279
RPI	S	Opponent	Score	RPI	S	Opponent	Score	RPI	S	Opponent	Score	
						63	A West Virginia	38	88	128	H Radford	57 45
						75	A North Carolina	77	93	182	H Col. of Charleston	76 79
										223	A Campbell	37 54
										224	A UNC Asheville	47 56
										237	H Wofford	45 59
										241	A Presbyterian	48 50
										241	H Presbyterian	52 34
										257	H Ga. Southern	55 54
										269	H Liberty	72 81
										288	A Western Caro.	53 58
										290	H Gardner-Webb	64 57
										293	A High Point	74 68
										297	A Lipscomb	67 52
										325	H Winthrop	71 52
										335	A Longwood	62 47
										342	H South Carolina St.	67 62
LAST 12 Division I GAMES:												
241	H	Presbyterian	52 34	325	H	Winthrop	71 52					
224	A	UNC Asheville	47 56	293	A	High Point	74 68					
335	A	Longwood	62 47	223	A	Campbell	37 54					
290	H	Gardner-Webb	64 57	269	H	Liberty	72 81					
128	H	Radford	57 45	288	A	Western Caro.	53 58					
241	A	Presbyterian	48 50	182	H	Col. of Charleston	76 79					

Non-Div I Games: Southern Wesleyan 80 57 Montreat 79 50 Paine 75 67

Charleston So.

Average RPI Win:	198	WON-LOST	WINNING	LAST 10	STRENGTH OF	OPP. STRENGTH	TEAM	ADJ.	CONF.	ADJ CONF.
Average RPI Loss:	100	RECORD	PCT. RANK	GAMES	SCHEDULE	OF SCHEDULE	RPI	RPI	RPI	RPI
DIV. I ONLY	17- 5	28	8- 2	248	85	88	88	14	14	
DIV. I NON-CONF.	8- 3	67	1- 0	289	12	109	109	16	16	
TOTALS	RPI 1-25	RPI 26-50	W-L RECORDS	RPI 51-100	RPI 101-150	RPI 150+				
17- 5	0- 1	0- 0	OVERALL	1- 2	5- 0	11- 2				
8- 1	0- 0	0- 0	HOME	1- 0	1- 0	6- 1				
9- 2	0- 1	0- 0	AWAY	0- 0	4- 0	5- 1				
0- 2	0- 0	0- 0	NEUTRAL	0- 2	0- 0	0- 0				
8- 3	0- 1	0- 0	NON-CONFERENCE	0- 2	3- 0	5- 0				
5- 0	0- 0	0- 0	HOME	0- 0	1- 0	4- 0				
3- 1	0- 1	0- 0	AWAY	0- 0	2- 0	1- 0				
0- 2	0- 0	0- 0	NEUTRAL	0- 2	0- 0	0- 0				
9- 2	0- 0	0- 0	CONFERENCE	1- 0	2- 0	6- 2				
3- 1	0- 0	0- 0	HOME	1- 0	0- 0	2- 1				
6- 1	0- 0	0- 0	AWAY	0- 0	2- 0	4- 1				
0- 0	0- 0	0- 0	NEUTRAL	0- 0	0- 0	0- 0				

RPI 1-25				RPI 26-50				RPI 51-100				Team's RPI: 88		RPI 101+			
RPI	S	Opponent	Score	RPI	S	Opponent	Score	RPI	S	Opponent	Score			RPI	S	Opponent	Score
20	A	Miami (FL)	46 80					52	N	Utah	68 81			114	A	Duquesne	77 63
								80	H	Western Ky.	89 85			116	A	Southern Miss.	78 61
								85	N	Boise St.	65 68			124	H	East Carolina	79 64
														131	A	Old Dominion	86 75
														133	A	Pittsburgh	70 63
														161	A	Louisiana Tech	54 80
														180	A	Rice	69 51
														180	H	Rice	52 55
														182	A	Col. of Charleston	62 49
														200	A	North Texas	78 63
														200	H	North Texas	66 49
														203	H	Wisconsin	63 48
														241	H	Presbyterian	71 63
														244	H	Marshall	93 77
														268	A	FIU	101 54
														281	H	Davidson	93 79
														330	A	Fla. Atlantic	72 66
														335	H	Longwood	66 41
LAST 12 Division I GAMES:																	
268	A	FIU	101 54	161	A	Louisiana Tech	54 80										
330	A	Fla. Atlantic	72 66	244	H	Marshall	93 77										
180	H	Rice	52 55	80	H	Western Ky.	89 85										
200	H	North Texas	66 49	180	A	Rice	69 51										
131	A	Old Dominion	86 75	200	A	North Texas	78 63										
116	A	Southern Miss.	78 61	281	H	Davidson	93 79										

Non-Div I Games:

Charlotte

■ Loss,
 ■ Non-Conf, S Site,
 ■ Home
 ■ Away
 N Neutral

Chattanooga

Through Games Of Feb. 4, 2017

Average RPI Win:	216	WON-LOST	WINNING	LAST 10	STRENGTH OF	OPP. STRENGTH	TEAM	ADJ.	CONF.	ADJ CONF.
Average RPI Loss:	71	RECORD	PCT. RANK	GAMES	SCHEDULE	OF SCHEDULE	RPI	RPI	RPI	RPI
DIV. I ONLY	14- 9	119	9- 1	96	105	94	94	20	20	
DIV. I NON-CONF.	6- 8	203	1- 2	93	6	129	129	22	22	
TOTALS	RPI 1-25	RPI 26-50	W-L RECORDS	RPI 51-100	RPI 101-150	RPI 150+				
14- 9	0- 3	0- 2	OVERALL	0- 2	3- 1	11- 1				
6- 4	0- 1	0- 2	HOME	0- 1	2- 0	4- 0				
6- 4	0- 2	0- 0	AWAY	0- 1	1- 0	5- 1				
2- 1	0- 0	0- 0	NEUTRAL	0- 0	0- 1	2- 0				
6- 8	0- 3	0- 2	NON-CONFERENCE	0- 2	1- 1	5- 0				
1- 4	0- 1	0- 2	HOME	0- 1	1- 0	0- 0				
3- 3	0- 2	0- 0	AWAY	0- 1	0- 0	3- 0				
2- 1	0- 0	0- 0	NEUTRAL	0- 0	0- 1	2- 0				
8- 1	0- 0	0- 0	CONFERENCE	0- 0	2- 0	6- 1				
5- 0	0- 0	0- 0	HOME	0- 0	1- 0	4- 0				
3- 1	0- 0	0- 0	AWAY	0- 0	1- 0	2- 1				
0- 0	0- 0	0- 0	NEUTRAL	0- 0	0- 0	0- 0				

RPI 1-25				RPI 26-50				RPI 51-100 Team's RPI: 94				RPI 101+			
RPI	S	Opponent	Score	RPI	S	Opponent	Score	RPI	S	Opponent	Score	RPI	S	Opponent	Score
1	A	UConn	43 80	35	H	Green Bay	55 71	64	H	Florida	61 72	103	A	Mercer	74 56
2	H	Notre Dame	58 79	48	H	Indiana	76 79	89	A	FGCU	55 68	103	H	Mercer	70 50
14	A	Louisville	47 63									132	H	Stetson	66 55
												134	N	Maine	39 49
												183	H	ETSU	60 45
												187	A	Rutgers	66 53
												227	A	Samford	77 61
												227	H	Samford	51 45
												237	A	Wofford	71 61
												241	A	Presbyterian	56 48
												253	N	Bowling Green	54 49
												254	H	UNCG	58 55
												256	A	Furman	48 65
												261	A	UT Martin	80 60
												288	H	Western Caro.	67 46
												324	N	Lafayette	68 43
LAST 12 Division I GAMES:															
227	H	Samford	51 45	183	H	ETSU	60 45								
103	H	Mercer	70 50	103	A	Mercer	74 56								
256	A	Furman	48 65	227	A	Samford	77 61								
237	A	Wofford	71 61	241	A	Presbyterian	56 48								
254	H	UNCG	58 55	2	H	Notre Dame	58 79								
288	H	Western Caro.	67 46	89	A	FGCU	55 68								

Non-Div I Games:

Chattanooga

■ Loss,
 ■ Non-Conf, S Site,
 ■ Home
 ■ Away
 N Neutral

Average RPI Win:	0	WON-LOST	WINNING	LAST 10	STRENGTH OF	OPP. STRENGTH	TEAM	ADJ.	CONF.	ADJ CONF.
Average RPI Loss:	192	RECORD	PCT. RANK	GAMES	SCHEDULE	OF SCHEDULE	RPI	RPI	RPI	RPI
DIV. I ONLY	0- 22	348	0- 10	94	344	328	328	29	29	
DIV. I NON-CONF.	0- 14	335	0- 4	65	317	310	310	29	29	
TOTALS	RPI 1-25	RPI 26-50	W-L RECORDS	RPI 51-100	RPI 101-150	RPI 150+				
0- 22	0- 1	0- 1	OVERALL	0- 2	0- 2	0- 16				
0- 10	0- 0	0- 0	HOME	0- 1	0- 1	0- 8				
0- 12	0- 1	0- 1	AWAY	0- 1	0- 1	0- 8				
0- 0	0- 0	0- 0	NEUTRAL	0- 0	0- 0	0- 0				
0- 14	0- 1	0- 1	NON-CONFERENCE	0- 2	0- 2	0- 8				
0- 6	0- 0	0- 0	HOME	0- 1	0- 1	0- 4				
0- 8	0- 1	0- 1	AWAY	0- 1	0- 1	0- 4				
0- 0	0- 0	0- 0	NEUTRAL	0- 0	0- 0	0- 0				
0- 8	0- 0	0- 0	CONFERENCE	0- 0	0- 0	0- 8				
0- 4	0- 0	0- 0	HOME	0- 0	0- 0	0- 4				
0- 4	0- 0	0- 0	AWAY	0- 0	0- 0	0- 4				
0- 0	0- 0	0- 0	NEUTRAL	0- 0	0- 0	0- 0				

RPI 1-25				RPI 26-50				RPI 51-100				RPI 101+ Team's RPI: 328			
RPI	S	Opponent	Score	RPI	S	Opponent	Score	RPI	S	Opponent	Score	RPI	S	Opponent	Score
18	A	Kansas St.	33 83	42	A	Northwestern	42 75	79	A	Northern Ill.	85 94	129	A	Ball St.	53 88
								89	H	Western Ill.	50 54	141	H	Wright St.	65 71
												157	A	Cincinnati	53 81
												160	H	Oakland	60 80
												167	H	Western Mich.	51 64
												169	A	Milwaukee	49 71
												189	A	Morehead St.	55 63
												197	A	New Mexico St.	63 100
												197	H	New Mexico St.	54 65
												214	H	Seattle U	51 64
												222	A	Grand Canyon	39 57
												250	A	UTRGV	43 71
												250	H	UTRGV	46 57
												287	A	CSU Bakersfield	48 83
												306	H	NJIT	42 57
												311	A	Loyola Chicago	54 59
												320	H	Valparaiso	51 53
												331	H	Utah Valley	59 62
LAST 12 Division I GAMES:															
197	H	New Mexico St.	54 65	197	A	New Mexico St.	63 100								
222	A	Grand Canyon	39 57	250	A	UTRGV	43 71								
287	A	CSU Bakersfield	48 83	306	H	NJIT	42 57								
250	H	UTRGV	46 57	157	A	Cincinnati	53 81								
214	H	Seattle U	51 64	167	H	Western Mich.	51 64								
331	H	Utah Valley	59 62	89	H	Western Ill.	50 54								

Non-Div I Games:

Chicago St.

■ Loss,
■ Non-Conf,
■ S Site,
■ H Home
■ A Away
N Neutral

Average RPI Win:	225	WON-LOST	WINNING	LAST 10	STRENGTH OF	OPP. STRENGTH	TEAM	ADJ.	CONF.	ADJ CONF.
Average RPI Loss:	99	RECORD	PCT. RANK	GAMES	SCHEDULE	OF SCHEDULE	RPI	RPI	RPI	RPI
DIV. I ONLY	13- 8	117	6- 4	221	108	157	157	5	5	
DIV. I NON-CONF.	8- 4	97	2- 0	330	222	216	216	5	5	
TOTALS	RPI 1-25	RPI 26-50	W-L RECORDS	RPI 51-100	RPI 101-150	RPI 150+				
13- 8	0- 1	0- 2	OVERALL	1- 1	2- 2	10- 2				
9- 4	0- 0	0- 1	HOME	1- 0	2- 1	6- 2				
4- 4	0- 1	0- 1	AWAY	0- 1	0- 1	4- 0				
0- 0	0- 0	0- 0	NEUTRAL	0- 0	0- 0	0- 0				
8- 4	0- 0	0- 1	NON-CONFERENCE	0- 0	0- 1	8- 2				
5- 3	0- 0	0- 0	HOME	0- 0	0- 1	5- 2				
3- 1	0- 0	0- 1	AWAY	0- 0	0- 0	3- 0				
0- 0	0- 0	0- 0	NEUTRAL	0- 0	0- 0	0- 0				
5- 4	0- 1	0- 1	CONFERENCE	1- 1	2- 1	2- 0				
4- 1	0- 0	0- 1	HOME	1- 0	2- 0	1- 0				
1- 3	0- 1	0- 0	AWAY	0- 1	0- 1	1- 0				
0- 0	0- 0	0- 0	NEUTRAL	0- 0	0- 0	0- 0				

RPI S	Opponent	Score	RPI S	Opponent	Score	RPI S	Opponent	Score	RPI S	Opponent	Score	Team's RPI: 157
22	A South Fla.	52 72	29	A Ohio St.	38 80	99	A SMU	47 64	104	H Georgia	48 51	
			33	H Tulane	68 74	99	H SMU	67 65	124	H East Carolina	74 64	
									140	A UCF	44 64	
									140	H UCF	63 57	
									163	H Houston	85 64	
									172	H Xavier	61 72	
									190	H Indiana St.	55 63	
									191	A Memphis	66 59	
									216	A Miami (OH)	49 43	
									252	H Howard	66 56	
									253	A Bowling Green	68 58	
									278	H Tennessee Tech	60 38	
									285	A Southeast Mo. St.	83 75	
									295	H Ark.-Pine Bluff	72 42	
									300	H Eastern Ill.	78 64	
									328	H Chicago St.	81 53	
LAST 12 Division I GAMES:												
22	A South Fla.	52 72	163	H Houston	85 64							
33	H Tulane	68 74	140	H UCF	63 57							
140	A UCF	44 64	99	A SMU	47 64							
124	H East Carolina	74 64	328	H Chicago St.	81 53							
99	H SMU	67 65	300	H Eastern Ill.	78 64							
191	A Memphis	66 59	104	H Georgia	48 51							

Non-Div I Games: Clarion 92 54

Cincinnati

Average RPI Win:	223	WON-LOST	WINNING	LAST 10	STRENGTH OF	OPP. STRENGTH	TEAM	ADJ.	CONF.	ADJ CONF.
Average RPI Loss:	44	RECORD	PCT. RANK	GAMES	SCHEDULE	OF SCHEDULE	RPI	RPI	RPI	RPI
DIV. I ONLY	12- 11	164	1- 9	60	84	118	118	3	3	
DIV. I NON-CONF.	11- 2	24	2- 0	213	278	83	83	4	4	
TOTALS	RPI 1-25	RPI 26-50	W-L RECORDS	RPI 51-100	RPI 101-150	RPI 150+				
12- 11	0- 4	1- 4	OVERALL	0- 2	2- 0	9- 1				
8- 6	0- 2	1- 3	HOME	0- 1	1- 0	6- 0				
2- 5	0- 2	0- 1	AWAY	0- 1	0- 0	2- 1				
2- 0	0- 0	0- 0	NEUTRAL	0- 0	1- 0	1- 0				
11- 2	0- 1	0- 1	NON-CONFERENCE	0- 0	2- 0	9- 0				
7- 1	0- 0	0- 1	HOME	0- 0	1- 0	6- 0				
2- 1	0- 1	0- 0	AWAY	0- 0	0- 0	2- 0				
2- 0	0- 0	0- 0	NEUTRAL	0- 0	1- 0	1- 0				
1- 9	0- 3	1- 3	CONFERENCE	0- 2	0- 0	0- 1				
1- 5	0- 2	1- 2	HOME	0- 1	0- 0	0- 0				
0- 4	0- 1	0- 1	AWAY	0- 1	0- 0	0- 1				
0- 0	0- 0	0- 0	NEUTRAL	0- 0	0- 0	0- 0				

RPI 1-25				RPI 26-50				RPI 51-100				RPI 101+ Team's RPI: 118			
RPI	S	Opponent	Score	RPI	S	Opponent	Score	RPI	S	Opponent	Score	RPI	S	Opponent	Score
3	A	South Carolina	61 83	34	H	Syracuse	62 88	58	H	Virginia	37 69	134	H	Maine	69 61
7	H	Florida St.	27 86	37	H	Oregon	59 87	62	A	Wake Forest	56 68	141	N	Wright St.	75 51
11	A	Duke	37 65	38	A	North Carolina St.	53 65					161	H	Louisiana Tech	78 67
14	H	Louisville	46 60	43	H	Virginia Tech	69 78					174	A	Boston College	48 60
				50	H	Georgia Tech	62 61					225	A	Monmouth	60 47
												243	H	Coastal Caro.	64 57
												257	H	Ga. Southern	58 47
												259	H	Bethune-Cookman	59 38
												266	A	Jacksonville St.	69 63
												288	H	Western Caro.	78 63
												311	N	Loyola Chicago	61 40
												342	H	South Carolina St.	56 36
LAST 12 Division I GAMES:															
11	A	Duke	37 65	62	A	Wake Forest	56 68								
50	H	Georgia Tech	62 61	43	H	Virginia Tech	69 78								
14	H	Louisville	46 60	34	H	Syracuse	62 88								
38	A	North Carolina St.	53 65	174	A	Boston College	48 60								
58	H	Virginia	37 69	259	H	Bethune-Cookman	59 38								
7	H	Florida St.	27 86	266	A	Jacksonville St.	69 63								

Non-Div I Games:

Clemson

Cleveland St.

Through Games Of Feb. 4, 2017

Average RPI Win:	281	WON-LOST	WINNING	LAST 10	STRENGTH OF	OPP. STRENGTH	TEAM	ADJ.	CONF.	ADJ CONF.
Average RPI Loss:	133	RECORD	PCT. RANK	GAMES	SCHEDULE	OF SCHEDULE	RPI	RPI	RPI	RPI
DIV. I ONLY	11- 10	158	5- 5	277	234	194	194	19	19	
DIV. I NON-CONF.	4- 5	198	0- 0	178	193	164	164	20	20	
TOTALS	RPI 1-25	RPI 26-50	W-L RECORDS	RPI 51-100	RPI 101-150	RPI 150+				
11- 10	0- 0	0- 2	OVERALL	0- 2	0- 3	11- 3				
3- 4	0- 0	0- 1	HOME	0- 1	0- 0	3- 2				
7- 6	0- 0	0- 1	AWAY	0- 1	0- 3	7- 1				
1- 0	0- 0	0- 0	NEUTRAL	0- 0	0- 0	1- 0				
4- 5	0- 0	0- 1	NON-CONFERENCE	0- 2	0- 1	4- 1				
0- 2	0- 0	0- 0	HOME	0- 1	0- 0	0- 1				
3- 3	0- 0	0- 1	AWAY	0- 1	0- 1	3- 0				
1- 0	0- 0	0- 0	NEUTRAL	0- 0	0- 0	1- 0				
7- 5	0- 0	0- 1	CONFERENCE	0- 0	0- 2	7- 2				
3- 2	0- 0	0- 1	HOME	0- 0	0- 0	3- 1				
4- 3	0- 0	0- 0	AWAY	0- 0	0- 2	4- 1				
0- 0	0- 0	0- 0	NEUTRAL	0- 0	0- 0	0- 0				

RPI S	Opponent	Score	RPI S	Opponent	Score	RPI S	Opponent	Score	RPI S	Opponent	Score	Team's RPI: 194
29	A Ohio St.	78 96	61	A Bucknell	66 77	119	A Navy	63 88				
35	H Green Bay	51 65	87	H Toledo	59 92	141	A Wright St.	63 84				
						147	A Detroit	54 66				
						160	A Oakland	74 62				
						169	H Milwaukee	78 80				
						221	H Niagara	49 67				
						238	N Richmond	69 65				
						253	A Bowling Green	64 56				
						262	A Northern Ky.	58 54				
						274	A Evansville	66 62				
						300	A Eastern Ill.	66 56				
						316	A Youngstown St.	67 92				
						316	H Youngstown St.	71 68				
						320	A Valparaiso	66 62				
						320	H Valparaiso	71 60				
						326	A Ill.-Chicago	63 59				
						326	H Ill.-Chicago	77 59				
LAST 12 Division I GAMES:												
320	A Valparaiso	66 62	316	A Youngstown St.	67 92							
326	A Ill.-Chicago	63 59	326	H Ill.-Chicago	77 59							
35	H Green Bay	51 65	320	H Valparaiso	71 60							
169	H Milwaukee	78 80	141	A Wright St.	63 84							
147	A Detroit	54 66	262	A Northern Ky.	58 54							
160	A Oakland	74 62	316	H Youngstown St.	71 68							

Non-Div I Games: Notre Dame (OH) 51 66 Lake Erie 65 42

Cleveland St.

Loss, Non-Conf, S Site, H Home A Away N Neutral

Average RPI Win:	270	WON-LOST	WINNING	LAST 10	STRENGTH OF	OPP. STRENGTH	TEAM	ADJ.	CONF.	ADJ CONF.
Average RPI Loss:	166	RECORD	PCT. RANK	GAMES	SCHEDULE	OF SCHEDULE	RPI	RPI	RPI	RPI
DIV. I ONLY	8- 11	215	4- 6	286	282	243	243	21	21	
DIV. I NON-CONF.	4- 4	165	1- 0	344	342	284	284	19	19	
TOTALS	RPI 1-25	RPI 26-50	W-L RECORDS	RPI 51-100	RPI 101-150	RPI 150+				
8- 11	0- 0	0- 0	OVERALL	0- 4	0- 1	8- 6				
4- 3	0- 0	0- 0	HOME	0- 2	0- 0	4- 1				
3- 8	0- 0	0- 0	AWAY	0- 2	0- 1	3- 5				
1- 0	0- 0	0- 0	NEUTRAL	0- 0	0- 0	1- 0				
4- 4	0- 0	0- 0	NON-CONFERENCE	0- 0	0- 1	4- 3				
1- 1	0- 0	0- 0	HOME	0- 0	0- 0	1- 1				
2- 3	0- 0	0- 0	AWAY	0- 0	0- 1	2- 2				
1- 0	0- 0	0- 0	NEUTRAL	0- 0	0- 0	1- 0				
4- 7	0- 0	0- 0	CONFERENCE	0- 4	0- 0	4- 3				
3- 2	0- 0	0- 0	HOME	0- 2	0- 0	3- 0				
1- 5	0- 0	0- 0	AWAY	0- 2	0- 0	1- 3				
0- 0	0- 0	0- 0	NEUTRAL	0- 0	0- 0	0- 0				

RPI 1-25				RPI 26-50				RPI 51-100				RPI 101+ Team's RPI: 243					
RPI	S	Opponent	Score	RPI	S	Opponent	Score	RPI	S	Opponent	Score	RPI	S	Opponent	Score		
								55	A	Little Rock	47	79	118	A	Clemson	57	64
								55	H	Little Rock	66	74	181	A	Texas St.	62	83
								73	A	UT Arlington	58	60	181	H	Texas St.	64	48
								73	H	UT Arlington	41	70	182	A	Col. of Charleston	79	72
													184	H	Appalachian St.	60	55
													215	H	Saint Francis (PA)	59	70
													237	A	Wofford	62	67
													244	A	Marshall	66	84
													257	A	Ga. Southern	70	78
													283	A	Georgia St.	73	67
													322	A	Arkansas St.	52	60
													322	H	Arkansas St.	57	55
													323	A	Fort Wayne	72	57
													342	N	South Carolina St.	63	54
													345	H	N.C. Central	66	50
LAST 12 Division I GAMES:																	
				55	A	Little Rock	47	79					184	H	Appalachian St.	60	55
				322	A	Arkansas St.	52	60					322	H	Arkansas St.	57	55
				181	H	Texas St.	64	48					55	H	Little Rock	66	74
				73	H	UT Arlington	41	70					73	A	UT Arlington	58	60
				283	A	Georgia St.	73	67					181	A	Texas St.	62	83
				257	A	Ga. Southern	70	78					182	A	Col. of Charleston	79	72

Non-Div I Games: Pfeiffer 91 49 Catawba 58 63

Coastal Caro.

Average RPI Win:	201	WON-LOST	WINNING	LAST 10	STRENGTH OF	OPP. STRENGTH	TEAM	ADJ.	CONF.	ADJ CONF.
Average RPI Loss:	112	RECORD	PCT. RANK	GAMES	SCHEDULE	OF SCHEDULE	RPI	RPI	RPI	RPI
DIV. I ONLY	7- 14	260	4- 6	75	110	182	182	8	8	
DIV. I NON-CONF.	3- 8	262	1- 1	145	131	202	202	8	8	
TOTALS	RPI 1-25	RPI 26-50	W-L RECORDS	RPI 51-100	RPI 101-150	RPI 150+				
7- 14	0- 3	0- 2	OVERALL	1- 3	1- 1	5- 5				
4- 5	0- 1	0- 1	HOME	1- 1	1- 0	2- 2				
3- 9	0- 2	0- 1	AWAY	0- 2	0- 1	3- 3				
0- 0	0- 0	0- 0	NEUTRAL	0- 0	0- 0	0- 0				
3- 8	0- 1	0- 2	NON-CONFERENCE	0- 2	0- 0	3- 3				
0- 4	0- 0	0- 1	HOME	0- 1	0- 0	0- 2				
3- 4	0- 1	0- 1	AWAY	0- 1	0- 0	3- 1				
0- 0	0- 0	0- 0	NEUTRAL	0- 0	0- 0	0- 0				
4- 6	0- 2	0- 0	CONFERENCE	1- 1	1- 1	2- 2				
4- 1	0- 1	0- 0	HOME	1- 0	1- 0	2- 0				
0- 5	0- 1	0- 0	AWAY	0- 1	0- 1	0- 2				
0- 0	0- 0	0- 0	NEUTRAL	0- 0	0- 0	0- 0				

RPI 1-25				RPI 26-50				RPI 51-100				RPI 101+ Team's RPI: 182			
RPI	S	Opponent	Score	RPI	S	Opponent	Score	RPI	S	Opponent	Score	RPI	S	Opponent	Score
14	A	Louisville	58 86	38	A	North Carolina St.	47 91	80	A	Western Ky.	76 89	106	A	Delaware	66 71
25	A	Elon	57 70	43	H	Virginia Tech	61 71	86	A	Drexel	57 70	117	H	William & Mary	70 60
25	H	Elon	56 84					86	H	Drexel	79 75	154	A	Towson	59 61
								88	H	Charlotte	49 62	163	A	Houston	63 79
												184	A	Appalachian St.	65 62
												196	H	Hofstra	71 55
												220	A	UNCW	61 67
												220	H	UNCW	76 37
												243	H	Coastal Caro.	72 79
												279	A	Charleston So.	79 76
												284	H	North Florida	47 60
												325	A	Winthrop	95 64
LAST 12 Division I GAMES:															
86	H	Drexel	79 75	25	H	Elon	56 84								
220	A	UNCW	61 67	220	H	UNCW	76 37								
196	H	Hofstra	71 55	117	H	William & Mary	70 60								
106	A	Delaware	66 71	25	A	Elon	57 70								
86	A	Drexel	57 70	279	A	Charleston So.	79 76								
154	A	Towson	59 61	243	H	Coastal Caro.	72 79								

Non-Div I Games:

Col. of Charleston

■ Loss,
 ■ Non-Conf, S Site,
 ■ Home
 ■ Away
 N Neutral

RPI 1-25			RPI 26-50			RPI 51-100			RPI 101+			Team's RPI: 228			
RPI	S	Opponent	Score	RPI	S	Opponent	Score	RPI	S	Opponent	Score	RPI	S	Opponent	Score
								61	A	Bucknell	56 79	119	A	Navy	69 61
								77	A	Gonzaga	42 72	119	H	Navy	67 80
								91	H	Cornell	57 70	145	A	Columbia	67 75
								98	A	Purdue	51 71	154	H	Towson	76 71
												155	A	Brown	67 62
												159	A	Providence	85 92
												170	H	Army West Point	69 76
												178	A	American	57 68
												178	H	American	62 73
												199	A	Siena	63 71
												219	A	St. Bonaventure	57 70
												239	A	Loyola Maryland	77 87
												277	H	Boston U.	96 87
												304	A	Holy Cross	62 54
												304	H	Holy Cross	70 52
												324	H	Lafayette	76 69
												333	H	LIU Brooklyn	76 61
												338	A	UMass Lowell	77 82
LAST 12 Division I GAMES:															
				119	A	Navy	69 61	170	H	Army West Point	69 76				
				304	H	Holy Cross	70 52	119	H	Navy	67 80				
				178	H	American	62 73	304	A	Holy Cross	62 54				
				239	A	Loyola Maryland	77 87	178	A	American	57 68				
				277	H	Boston U.	96 87	324	H	Lafayette	76 69				
				61	A	Bucknell	56 79	77	A	Gonzaga	42 72				

Colgate

Colorado

Through Games Of Feb. 4, 2017

Average RPI Win:	173	WON-LOST	WINNING	LAST 10	STRENGTH OF	OPP. STRENGTH	TEAM	ADJ.	CONF.	ADJ CONF.
Average RPI Loss:	40	RECORD	PCT. RANK	GAMES	SCHEDULE	OF SCHEDULE	RPI	RPI	RPI	RPI
DIV. I ONLY	13- 9	124	3- 7	55	51	82	82	1	1	
DIV. I NON-CONF.	10- 1	16	0- 1	192	244	67	67	1	1	
TOTALS	RPI 1-25	RPI 26-50	W-L RECORDS	RPI 51-100	RPI 101-150	RPI 150+				
13- 9	1- 3	0- 3	OVERALL	4- 2	2- 1	6- 0				
10- 4	1- 1	0- 2	HOME	4- 0	1- 1	4- 0				
3- 5	0- 2	0- 1	AWAY	0- 2	1- 0	2- 0				
0- 0	0- 0	0- 0	NEUTRAL	0- 0	0- 0	0- 0				
10- 1	1- 0	0- 0	NON-CONFERENCE	2- 0	1- 1	6- 0				
7- 1	1- 0	0- 0	HOME	2- 0	0- 1	4- 0				
3- 0	0- 0	0- 0	AWAY	0- 0	1- 0	2- 0				
0- 0	0- 0	0- 0	NEUTRAL	0- 0	0- 0	0- 0				
3- 8	0- 3	0- 3	CONFERENCE	2- 2	1- 0	0- 0				
3- 3	0- 1	0- 2	HOME	2- 0	1- 0	0- 0				
0- 5	0- 2	0- 1	AWAY	0- 2	0- 0	0- 0				
0- 0	0- 0	0- 0	NEUTRAL	0- 0	0- 0	0- 0				

RPI 1-25				RPI 26-50				RPI 51-100				Team's RPI: 82	RPI 101+			
RPI	S	Opponent	Score	RPI	S	Opponent	Score	RPI	S	Opponent	Score		RPI	S	Opponent	Score
6	A	Oregon St.	57 81	26	H	Arizona St.	52 71	52	A	Utah	53 58		101	H	Wyoming	75 82
9	H	Stanford	70 84	37	A	Oregon	66 71	52	H	Utah	54 49		110	A	Northern Colo.	83 62
13	A	UCLA	74 87	45	H	California	53 65	67	H	Colorado St.	74 56		120	H	Arizona	65 56
16	H	Kentucky	79 69					69	H	Washington St.	70 58		188	H	Idaho St.	85 56
								72	A	Southern California	54 79		276	A	Mississippi Val.	76 64
								99	H	SMU	67 50		282	A	North Dakota St.	76 59
													315	H	Air Force	95 68
													319	H	St. Francis Brooklyn	81 54
													334	H	Southeastern La.	112 54
LAST 12 Division I GAMES:																
69	H	Washington St.	70 58	45	H	California	53 65									
52	A	Utah	53 58	26	H	Arizona St.	52 71									
52	H	Utah	54 49	120	H	Arizona	65 56									
6	A	Oregon St.	57 81	13	A	UCLA	74 87									
37	A	Oregon	66 71	72	A	Southern California	54 79									
9	H	Stanford	70 84	101	H	Wyoming	75 82									

Non-Div I Games:

Colorado

■ Loss,
 ■ Non-Conf, S Site,
 ■ Home
 ■ Away
 N Neutral

Average RPI Win:	198	WON-LOST	WINNING	LAST 10	STRENGTH OF	OPP. STRENGTH	TEAM	ADJ.	CONF.	ADJ CONF.
Average RPI Loss:	74	RECORD	PCT. RANK	GAMES	SCHEDULE	OF SCHEDULE	RPI	RPI	RPI	RPI
DIV. I ONLY	16- 5	36	9- 1	196	87	67	67	13	13	
DIV. I NON-CONF.	6- 4	126	1- 0	256	65	137	137	15	15	
TOTALS	RPI 1-25	RPI 26-50	W-L RECORDS	RPI 51-100	RPI 101-150	RPI 150+				
16- 5	0- 2	0- 0	OVERALL	3- 2	2- 0	11- 1				
10- 1	0- 0	0- 0	HOME	1- 1	1- 0	8- 0				
6- 4	0- 1	0- 0	AWAY	2- 1	1- 0	3- 1				
0- 0	0- 0	0- 0	NEUTRAL	0- 0	0- 0	0- 0				
6- 4	0- 2	0- 0	NON-CONFERENCE	0- 1	1- 0	5- 1				
5- 0	0- 0	0- 0	HOME	0- 0	1- 0	4- 0				
1- 4	0- 2	0- 0	AWAY	0- 1	0- 0	1- 1				
0- 0	0- 0	0- 0	NEUTRAL	0- 0	0- 0	0- 0				
10- 1	0- 0	0- 0	CONFERENCE	3- 1	1- 0	6- 0				
5- 1	0- 0	0- 0	HOME	1- 1	0- 0	4- 0				
5- 0	0- 0	0- 0	AWAY	2- 0	1- 0	2- 0				
0- 0	0- 0	0- 0	NEUTRAL	0- 0	0- 0	0- 0				

RPI 1-25				RPI 26-50				RPI 51-100 Team's RPI: 67				RPI 101+			
RPI	S	Opponent	Score	RPI	S	Opponent	Score	RPI	S	Opponent	Score	RPI	S	Opponent	Score
8	A	Washington	68 101					76	A	UNLV	57 37	110	H	Northern Colo.	58 47
17	A	Oklahoma	55 70					76	H	UNLV	44 41	146	A	New Mexico	78 63
								82	A	Colorado	56 74	166	H	Omaha	69 42
								85	A	Boise St.	60 53	168	H	Fresno St.	73 56
								85	H	Boise St.	45 51	178	A	Nebraska	59 62
												201	H	Utah St.	74 43
												206	A	San Jose St.	68 56
												206	H	San Jose St.	70 67
												214	H	Seattle U	66 62
												235	H	San Diego St.	60 43
												301	H	Denver	76 49
												315	A	Air Force	72 35
												329	A	Montana	63 49
												334	H	Southeastern La.	77 31
LAST 12 Division I GAMES:															
76	H	UNLV	44 41	146	A	New Mexico	78 63								
85	A	Boise St.	60 53	315	A	Air Force	72 35								
235	H	San Diego St.	60 43	206	H	San Jose St.	70 67								
206	A	San Jose St.	68 56	85	H	Boise St.	45 51								
201	H	Utah St.	74 43	76	A	UNLV	57 37								
168	H	Fresno St.	73 56	329	A	Montana	63 49								

Non-Div I Games: N.M. Highlands 96 31 Adams St. 76 29

Colorado St.

Loss, Non-Conf, S Site, H Home A Away N Neutral

Average RPI Win:	247	WON-LOST	WINNING	LAST 10	STRENGTH OF	OPP. STRENGTH	TEAM	ADJ.	CONF.	ADJ CONF.
Average RPI Loss:	137	RECORD	PCT. RANK	GAMES	SCHEDULE	OF SCHEDULE	RPI	RPI	RPI	RPI
DIV. I ONLY	12- 7	114	5- 5	262	258	145	145	9	9	
DIV. I NON-CONF.	10- 3	54	5- 1	333	327	162	162	9	9	
TOTALS	RPI 1-25	RPI 26-50	W-L RECORDS	RPI 51-100	RPI 101-150	RPI 150+				
12- 7	0- 0	0- 1	OVERALL	0- 3	1- 0	11- 3				
4- 2	0- 0	0- 0	HOME	0- 1	0- 0	4- 1				
8- 5	0- 0	0- 1	AWAY	0- 2	1- 0	7- 2				
0- 0	0- 0	0- 0	NEUTRAL	0- 0	0- 0	0- 0				
10- 3	0- 0	0- 0	NON-CONFERENCE	0- 1	0- 0	10- 2				
4- 1	0- 0	0- 0	HOME	0- 0	0- 0	4- 1				
6- 2	0- 0	0- 0	AWAY	0- 1	0- 0	6- 1				
0- 0	0- 0	0- 0	NEUTRAL	0- 0	0- 0	0- 0				
2- 4	0- 0	0- 1	CONFERENCE	0- 2	1- 0	1- 1				
0- 1	0- 0	0- 0	HOME	0- 1	0- 0	0- 0				
2- 3	0- 0	0- 1	AWAY	0- 1	1- 0	1- 1				
0- 0	0- 0	0- 0	NEUTRAL	0- 0	0- 0	0- 0				

RPI S	Opponent	Score	RPI S	Opponent	Score	RPI S	Opponent	Score	RPI S	Opponent	Score	Team's RPI: 145
			36 A	Harvard	68 70	91 A	Cornell	70 77	150 A	Yale	72 68	
						91 H	Cornell	55 69	155 A	Brown	60 69	
						100 A	Long Beach St.	60 73	159 H	Providence	66 64	
									204 A	Binghamton	75 65	
									212 A	Dartmouth	91 88	
									215 A	Saint Francis (PA)	84 77	
									228 H	Colgate	75 67	
									229 H	UMBC	56 67	
									238 A	Richmond	65 58	
									239 A	Loyola Maryland	65 53	
									255 A	Stony Brook	53 55	
									306 A	NJIT	65 51	
									333 H	LIU Brooklyn	66 57	
									338 H	UMass Lowell	76 57	
									339 A	Cal St. Fullerton	61 46	
LAST 12 Division I GAMES:												
			155 A	Brown	60 69	306 A	NJIT	65 51				
			150 A	Yale	72 68	100 A	Long Beach St.	60 73				
			36 A	Harvard	68 70	339 A	Cal St. Fullerton	61 46				
			212 A	Dartmouth	91 88	333 H	LIU Brooklyn	66 57				
			91 H	Cornell	55 69	204 A	Binghamton	75 65				
			91 A	Cornell	70 77	159 H	Providence	66 64				

Non-Div I Games:

Columbia

■ Loss,
 ■ Non-Conf, S Site,
 ■ Home
 ■ Away
 N Neutral

Average RPI Win: 311	WON-LOST	WINNING	LAST 10	STRENGTH OF	OPP. STRENGTH	TEAM	ADJ.	CONF.	ADJ CONF.
Average RPI Loss: 147	RECORD	PCT. RANK	GAMES	SCHEDULE	OF SCHEDULE	RPI	RPI	RPI	RPI
DIV. I ONLY	5- 16	301	5- 5	168	288	263	263	32	32
DIV. I NON-CONF.	0- 12	335	0- 3	42	93	290	290	31	31
TOTALS	RPI 1-25	RPI 26-50	W-L RECORDS	RPI 51-100	RPI 101-150	RPI 150+			
5- 16	0- 1	0- 1	OVERALL	0- 4	0- 2	5- 8			
3- 2	0- 0	0- 0	HOME	0- 0	0- 1	3- 1			
2- 13	0- 1	0- 1	AWAY	0- 4	0- 1	2- 6			
0- 1	0- 0	0- 0	NEUTRAL	0- 0	0- 0	0- 1			
0- 12	0- 1	0- 1	NON-CONFERENCE	0- 4	0- 2	0- 4			
0- 1	0- 0	0- 0	HOME	0- 0	0- 1	0- 0			
0- 10	0- 1	0- 1	AWAY	0- 4	0- 1	0- 3			
0- 1	0- 0	0- 0	NEUTRAL	0- 0	0- 0	0- 1			
5- 4	0- 0	0- 0	CONFERENCE	0- 0	0- 0	5- 4			
3- 1	0- 0	0- 0	HOME	0- 0	0- 0	3- 1			
2- 3	0- 0	0- 0	AWAY	0- 0	0- 0	2- 3			
0- 0	0- 0	0- 0	NEUTRAL	0- 0	0- 0	0- 0			

RPI 1-25				RPI 26-50				RPI 51-100				RPI 101+ Team's RPI: 263			
RPI	S	Opponent	Score	RPI	S	Opponent	Score	RPI	S	Opponent	Score	RPI	S	Opponent	Score
20	A	Miami (FL)	35 75	34	A	Syracuse	30 76	56	A	George Washington	46 77	111	H	SFA	57 72
								58	A	Virginia	40 103	123	A	VCU	44 73
								63	A	West Virginia	39 69	154	A	Towson	65 69
								75	A	North Carolina	55 90	157	A	Hampton	54 78
												183	N	ETSU	58 70
												229	A	UMBC	63 73
												249	A	UMES	55 49
												252	A	Howard	58 66
												258	H	Norfolk St.	45 49
												259	A	Bethune-Cookman	52 71
												275	H	N.C. A&T	65 57
												321	A	Mt. St. Mary's	48 54
												341	A	Florida A&M	70 62
												342	H	South Carolina St.	70 54
												348	H	Morgan St.	61 45
LAST 12 Division I GAMES:															
249	A	UMES	55 49	259	A	Bethune-Cookman	52 71								
157	A	Hampton	54 78	341	A	Florida A&M	70 62								
348	H	Morgan St.	61 45	342	H	South Carolina St.	70 54								
258	H	Norfolk St.	45 49	229	A	UMBC	63 73								
252	A	Howard	58 66	75	A	North Carolina	55 90								
275	H	N.C. A&T	65 57	183	N	ETSU	58 70								

Non-Div I Games:

Coppin St.

■ Loss,
 ■ Non-Conf,
 ■ S Site,
 ■ Home
 ■ Away
 N Neutral

Average RPI Win: 214	WON-LOST	WINNING	LAST 10	STRENGTH OF	OPP. STRENGTH	TEAM	ADJ.	CONF.	ADJ CONF.
Average RPI Loss: 147	RECORD	PCT. RANK	GAMES	SCHEDULE	OF SCHEDULE	RPI	RPI	RPI	RPI
DIV. I ONLY	12- 7	114	6- 4	135	271	91	91	9	9
DIV. I NON-CONF.	9- 4	85	4- 2	238	318	113	113	9	9

TOTALS	RPI 1-25	RPI 26-50	W-L RECORDS	RPI 51-100	RPI 101-150	RPI 150+			
12- 7	0- 0	0- 1	OVERALL	1- 1	3- 1	8- 4			
5- 1	0- 0	0- 0	HOME	1- 1	1- 0	3- 0			
7- 6	0- 0	0- 1	AWAY	0- 0	2- 1	5- 4			
0- 0	0- 0	0- 0	NEUTRAL	0- 0	0- 0	0- 0			
9- 4	0- 0	0- 0	NON-CONFERENCE	1- 1	0- 1	8- 2			
4- 1	0- 0	0- 0	HOME	1- 1	0- 0	3- 0			
5- 3	0- 0	0- 0	AWAY	0- 0	0- 1	5- 2			
0- 0	0- 0	0- 0	NEUTRAL	0- 0	0- 0	0- 0			
3- 3	0- 0	0- 1	CONFERENCE	0- 0	3- 0	0- 2			
1- 0	0- 0	0- 0	HOME	0- 0	1- 0	0- 0			
2- 3	0- 0	0- 1	AWAY	0- 0	2- 0	0- 2			
0- 0	0- 0	0- 0	NEUTRAL	0- 0	0- 0	0- 0			

RPI 1-25				RPI 26-50				RPI 51-100				Team's RPI: 91	RPI 101+			
RPI	S	Opponent	Score	RPI	S	Opponent	Score	RPI	S	Opponent	Score		RPI	S	Opponent	Score
				36	A	Harvard	59 62	86	H	Drexel	53 63		133	A	Pittsburgh	44 56
								93	H	New Hampshire	61 56		145	A	Columbia	69 55
													145	H	Columbia	77 70
													150	A	Yale	76 63
													154	A	Towson	63 68
													155	A	Brown	67 72
													204	A	Binghamton	54 51
													212	A	Dartmouth	74 84
													215	A	Saint Francis (PA)	78 72
													228	A	Colgate	70 57
													239	H	Loyola Maryland	58 50
													240	H	Canisius	60 43
													252	H	Howard	67 55
													255	A	Stony Brook	65 66
													316	A	Youngstown St.	80 75
													343	A	Delaware St.	72 51
LAST 12 Division I GAMES:																
				150	A	Yale	76 63					343	A	Delaware St.	72 51	
				155	A	Brown	67 72					204	A	Binghamton	54 51	
				212	A	Dartmouth	74 84					255	A	Stony Brook	65 66	
				36	A	Harvard	59 62					240	H	Canisius	60 43	
				145	A	Columbia	69 55					316	A	Youngstown St.	80 75	
				145	H	Columbia	77 70					86	H	Drexel	53 63	

Non-Div I Games:

Cornell

Creighton

Through Games Of Feb. 4, 2017

Average RPI Win: 119	WON-LOST	WINNING	LAST 10	STRENGTH OF	OPP. STRENGTH	TEAM	ADJ.	CONF.	ADJ CONF.
Average RPI Loss: 54	RECORD	PCT. RANK	GAMES	SCHEDULE	OF SCHEDULE	RPI	RPI	RPI	RPI
DIV. I ONLY	16- 6	54	8- 2	42	28	23	23	7	7
DIV. I NON-CONF.	6- 4	126	0- 0	63	26	66	66	7	7
TOTALS	RPI 1-25	RPI 26-50	W-L RECORDS	RPI 51-100	RPI 101-150	RPI 150+			
16- 6	0- 2	4- 3	OVERALL	4- 0	1- 0	7- 1			
9- 1	0- 1	3- 0	HOME	1- 0	1- 0	4- 0			
6- 4	0- 1	1- 2	AWAY	2- 0	0- 0	3- 1			
1- 1	0- 0	0- 1	NEUTRAL	1- 0	0- 0	0- 0			
6- 4	0- 0	1- 3	NON-CONFERENCE	1- 0	1- 0	3- 1			
4- 0	0- 0	1- 0	HOME	0- 0	1- 0	2- 0			
1- 3	0- 0	0- 2	AWAY	0- 0	0- 0	1- 1			
1- 1	0- 0	0- 1	NEUTRAL	1- 0	0- 0	0- 0			
10- 2	0- 2	3- 0	CONFERENCE	3- 0	0- 0	4- 0			
5- 1	0- 1	2- 0	HOME	1- 0	0- 0	2- 0			
5- 1	0- 1	1- 0	AWAY	2- 0	0- 0	2- 0			
0- 0	0- 0	0- 0	NEUTRAL	0- 0	0- 0	0- 0			

RPI S	Opponent	Score	RPI S	Opponent	Score	RPI S	Opponent	Score	RPI S	Opponent	Score
15	A DePaul	65 79	28	H Drake	80 77	65	N Dayton	56 53	142	H Kansas	69 49
15	H DePaul	56 60	30	N Missouri	63 72	68	A Villanova	47 44	159	A Providence	58 51
			39	A South Dakota St.	56 63	68	H Villanova	60 46	166	H Omaha	82 45
			40	A Marquette	83 63	83	A St. John's (NY)	55 43	172	H Xavier	63 52
			40	H Marquette	80 77				176	A Wichita St.	54 62
			41	H Georgetown	70 68				178	H Nebraska	80 64
			49	A UNI	49 50				185	A Seton Hall	70 60
									231	H Butler	67 52
									233	A Marist	72 50
LAST 12 Division I GAMES:											
68	A Villanova	47 44	68	H Villanova	60 46						
40	H Marquette	80 77	41	H Georgetown	70 68						
15	H DePaul	56 60	15	A DePaul	65 79						
185	A Seton Hall	70 60	40	A Marquette	83 63						
83	A St. John's (NY)	55 43	172	H Xavier	63 52						
159	A Providence	58 51	231	H Butler	67 52						

Non-Div I Games:

Creighton

Loss, Non-Conf, S Site, H Home A Away N Neutral

Average RPI Win:	240	WON-LOST	WINNING	LAST 10	STRENGTH OF	OPP. STRENGTH	TEAM	ADJ.	CONF.	ADJ CONF.
Average RPI Loss:	141	RECORD	PCT. RANK	GAMES	SCHEDULE	OF SCHEDULE	RPI	RPI	RPI	RPI
DIV. I ONLY	6- 13	276	3- 7	106	240	212	212	9	9	
DIV. I NON-CONF.	5- 8	218	2- 4	233	302	232	232	9	9	
TOTALS	RPI 1-25	RPI 26-50	W-L RECORDS	RPI 51-100	RPI 101-150	RPI 150+				
6- 13	0- 0	0- 2	OVERALL	1- 1	0- 5	5- 5				
4- 4	0- 0	0- 1	HOME	1- 0	0- 1	3- 2				
2- 9	0- 0	0- 1	AWAY	0- 1	0- 4	2- 3				
0- 0	0- 0	0- 0	NEUTRAL	0- 0	0- 0	0- 0				
5- 8	0- 0	0- 0	NON-CONFERENCE	0- 1	0- 3	5- 4				
3- 2	0- 0	0- 0	HOME	0- 0	0- 0	3- 2				
2- 6	0- 0	0- 0	AWAY	0- 1	0- 3	2- 2				
0- 0	0- 0	0- 0	NEUTRAL	0- 0	0- 0	0- 0				
1- 5	0- 0	0- 2	CONFERENCE	1- 0	0- 2	0- 1				
1- 2	0- 0	0- 1	HOME	1- 0	0- 1	0- 0				
0- 3	0- 0	0- 1	AWAY	0- 0	0- 1	0- 1				
0- 0	0- 0	0- 0	NEUTRAL	0- 0	0- 0	0- 0				































































RPI S	Opponent	Score	RPI S	Opponent	Score	RPI S	Opponent	Score	RPI S	Opponent	Score	Team's RPI: 212
36	A Harvard	65 70	36	H Harvard	61 70	91	H Cornell	84 74	117	A William & Mary	50 63	
						93	A New Hampshire	47 64	121	A Penn	38 68	
									131	A Old Dominion	56 82	
									134	A Maine	55 60	
									145	H Columbia	88 91	
									165	H Albany (NY)	69 61	
									170	H Army West Point	60 68	
									173	A Princeton	55 85	
									174	A Boston College	53 65	
									233	H Marist	61 66	
									264	A Vermont	54 59	
									277	A Boston U.	61 49	
									294	A Rhode Island	62 52	
									304	H Holy Cross	53 49	
									309	H Central Conn. St.	61 51	
LAST 12 Division I GAMES:												
121	A Penn	38 68	93	A New Hampshire	47 64	165	H Albany (NY)	69 61				
173	A Princeton	55 85	174	A Boston College	53 65	294	A Rhode Island	62 52				
91	H Cornell	84 74	233	H Marist	61 66							
145	H Columbia	88 91	134	A Maine	55 60							
36	H Harvard	61 70										
36	A Harvard	65 70										

Non-Div I Games:

Dartmouth




■ Loss,
■ Non-Conf,
■ S Site,
■ H Home
■ A Away
N Neutral

Average RPI Win: 250	WON-LOST	WINNING	LAST 10	STRENGTH OF	OPP. STRENGTH	TEAM	ADJ.	CONF.	ADJ CONF.
Average RPI Loss: 144	RECORD	PCT. RANK	GAMES	SCHEDULE	OF SCHEDULE	RPI	RPI	RPI	RPI
DIV. I ONLY	4- 19	323	2- 8	81	254	281	281	12	12
DIV. I NON-CONF.	2- 10	305	0- 1	56	314	276	276	12	12
TOTALS	RPI 1-25	RPI 26-50	W-L RECORDS	RPI 51-100	RPI 101-150	RPI 150+			
4- 19	0- 0	0- 1	OVERALL	0- 4	0- 6	4- 8			
3- 9	0- 0	0- 0	HOME	0- 1	0- 4	3- 4			
1- 8	0- 0	0- 1	AWAY	0- 2	0- 2	1- 3			
0- 2	0- 0	0- 0	NEUTRAL	0- 1	0- 0	0- 1			
2- 10	0- 0	0- 1	NON-CONFERENCE	0- 2	0- 3	2- 4			
2- 4	0- 0	0- 0	HOME	0- 0	0- 3	2- 1			
0- 4	0- 0	0- 1	AWAY	0- 1	0- 0	0- 2			
0- 2	0- 0	0- 0	NEUTRAL	0- 1	0- 0	0- 1			
2- 9	0- 0	0- 0	CONFERENCE	0- 2	0- 3	2- 4			
1- 5	0- 0	0- 0	HOME	0- 1	0- 1	1- 3			
1- 4	0- 0	0- 0	AWAY	0- 1	0- 2	1- 1			
0- 0	0- 0	0- 0	NEUTRAL	0- 0	0- 0	0- 0			

RPI 1-25	RPI 26-50	RPI 51-100	RPI 101+ Team's RPI: 281
RPI S Opponent Score	RPI S Opponent Score	RPI S Opponent Score	RPI S Opponent Score
	46  Michigan St. 34  70	56  George Washington 62  76	103  Mercer 60  67
		65  Dayton 52  68	107  Saint Louis 69  106
		87 N Toledo 41  76	114  Duquesne 51  73
		88  Charlotte 79  93	115  Fordham 72  85
			128  Radford 40  44
			140  UCF 38  57
			152  George Mason 58 54
			167  Western Mich. 63  76
			171  La Salle 58  65
			183  ETSU 56  76
			188 N Idaho St. 58  70
			219  St. Bonaventure 51  70
			220  UNCW 58  67
			238  Richmond 52  61
			256  Furman 71 61
			293  High Point 82 72
			298  Massachusetts 63 59
			298  Massachusetts 60  61
LAST 12 Division I GAMES:			
	298  Massachusetts 63 59	56  George Washington 62  76	
	65  Dayton 52  68	298  Massachusetts 60  61	
	238  Richmond 52  61	114  Duquesne 51  73	
	219  St. Bonaventure 51  70	115  Fordham 72  85	
	171  La Salle 58  65	107  Saint Louis 69  106	
	152  George Mason 58 54	103  Mercer 60  67	

Non-Div I Games:

Davidson

 Loss,
  Non-Conf,
 S Site,
  Home
  Away
 N Neutral

Average RPI Win: 183	WON-LOST	WINNING	LAST 10	STRENGTH OF	OPP. STRENGTH	TEAM	ADJ.	CONF.	ADJ CONF.
Average RPI Loss: 63	RECORD	PCT. RANK	GAMES	SCHEDULE	OF SCHEDULE	RPI	RPI	RPI	RPI
DIV. I ONLY	16- 7	73	10- 0	111	75	65	65	12	12
DIV. I NON-CONF.	6- 6	165	1- 1	62	21	91	91	12	12
TOTALS	RPI 1-25	RPI 26-50	W-L RECORDS	RPI 51-100	RPI 101-150	RPI 150+			
16- 7	1- 2	0- 1	OVERALL	1- 3	5- 0	9- 1			
5- 3	0- 0	0- 0	HOME	1- 2	1- 0	3- 1			
8- 2	0- 1	0- 0	AWAY	0- 1	3- 0	5- 0			
3- 2	1- 1	0- 1	NEUTRAL	0- 0	1- 0	1- 0			
6- 6	1- 2	0- 1	NON-CONFERENCE	0- 3	1- 0	4- 0			
1- 2	0- 0	0- 0	HOME	0- 2	0- 0	1- 0			
2- 2	0- 1	0- 0	AWAY	0- 1	0- 0	2- 0			
3- 2	1- 1	0- 1	NEUTRAL	0- 0	1- 0	1- 0			
10- 1	0- 0	0- 0	CONFERENCE	1- 0	4- 0	5- 1			
4- 1	0- 0	0- 0	HOME	1- 0	1- 0	2- 1			
6- 0	0- 0	0- 0	AWAY	0- 0	3- 0	3- 0			
0- 0	0- 0	0- 0	NEUTRAL	0- 0	0- 0	0- 0			

RPI 1-25				RPI 26-50				RPI 51-100 Team's RPI: 65				RPI 101+			
RPI	S	Opponent	Score	RPI	S	Opponent	Score	RPI	S	Opponent	Score	RPI	S	Opponent	Score
1	A	UConn	65 98	50	N	Georgia Tech	68 81	53	H	Quinnipiac	60 63	107	A	Saint Louis	78 67
21	N	Texas A&M	74 57					56	H	George Washington	50 48	114	A	Duquesne	75 64
23	N	Creighton	53 56					58	A	Virginia	56 66	123	A	VCU	68 48
								87	H	Toledo	72 76	131	N	Old Dominion	77 69
												139	H	Saint Joseph's	64 59
												152	A	George Mason	60 48
												171	H	La Salle	51 54
												173	A	Princeton	62 56
												203	A	Wisconsin	83 64
												219	A	St. Bonaventure	62 60
												269	N	Liberty	82 53
												281	A	Davidson	68 52
												294	H	Rhode Island	81 51
												298	H	Massachusetts	77 65
												348	H	Morgan St.	61 42
LAST 12 Division I GAMES:															
123	A	VCU	68 48	114	A	Duquesne	75 64								
281	A	Davidson	68 52	56	H	George Washington	50 48								
294	H	Rhode Island	81 51	219	A	St. Bonaventure	62 60								
152	A	George Mason	60 48	298	H	Massachusetts	77 65								
139	H	Saint Joseph's	64 59	58	A	Virginia	56 66								
107	A	Saint Louis	78 67	269	N	Liberty	82 53								

Non-Div I Games:

Dayton

■ Loss,
 ■ Non-Conf,
 ■ S Site,
 ■ H Home
 ■ A Away
 N Neutral

Average RPI Win: 139	WON-LOST	WINNING	LAST 10	STRENGTH OF	OPP. STRENGTH	TEAM	ADJ.	CONF.	ADJ CONF.
Average RPI Loss: 16	RECORD	PCT. RANK	GAMES	SCHEDULE	OF SCHEDULE	RPI	RPI	RPI	RPI
DIV. I ONLY	19- 5	22	9- 1	26	37	15	15	7	7
DIV. I NON-CONF.	8- 4	97	0- 0	15	9	31	31	7	7
TOTALS	RPI 1-25	RPI 26-50	W-L RECORDS	RPI 51-100	RPI 101-150	RPI 150+			
19- 5	2- 3	3- 2	OVERALL	4- 0	0- 0	10- 0			
10- 2	1- 1	1- 1	HOME	1- 0	0- 0	7- 0			
7- 2	1- 1	1- 1	AWAY	2- 0	0- 0	3- 0			
2- 1	0- 1	1- 0	NEUTRAL	1- 0	0- 0	0- 0			
8- 4	0- 3	2- 1	NON-CONFERENCE	1- 0	0- 0	5- 0			
5- 1	0- 1	1- 0	HOME	0- 0	0- 0	4- 0			
1- 2	0- 1	0- 1	AWAY	0- 0	0- 0	1- 0			
2- 1	0- 1	1- 0	NEUTRAL	1- 0	0- 0	0- 0			
11- 1	2- 0	1- 1	CONFERENCE	3- 0	0- 0	5- 0			
5- 1	1- 0	0- 1	HOME	1- 0	0- 0	3- 0			
6- 0	1- 0	1- 0	AWAY	2- 0	0- 0	2- 0			
0- 0	0- 0	0- 0	NEUTRAL	0- 0	0- 0	0- 0			

RPI	S	Opponent	Score
1	A	UConn	46 91
2	H	Notre Dame	61 75
5	N	Baylor	72 104
23	A	Creighton	60 56
23	H	Creighton	79 65

RPI	S	Opponent	Score
32	A	Temple	74 84
34	N	Syracuse	108 84
40	H	Marquette	101 102
41	A	Georgetown	76 53
42	H	Northwestern	89 66

RPI	S	Opponent	Score
68	A	Villanova	80 50
80	N	Western Ky.	77 69
83	A	St. John's (NY)	78 66
83	H	St. John's (NY)	54 51

RPI	S	Opponent	Score
159	A	Providence	64 55
159	H	Providence	61 56
172	H	Xavier	85 69
184	H	Appalachian St.	99 58
185	A	Seton Hall	96 65
205	H	UAB	90 80
231	H	Butler	100 69
261	H	UT Martin	100 68
289	H	Prairie View	94 62
311	A	Loyola Chicago	107 46

LAST 12 Division I GAMES:

83	H	St. John's (NY)	54 51	83	A	St. John's (NY)	78 66
159	A	Providence	64 55	185	A	Seton Hall	96 65
23	A	Creighton	60 56	23	H	Creighton	79 65
40	H	Marquette	101 102	159	H	Providence	61 56
172	H	Xavier	85 69	68	A	Villanova	80 50
231	H	Butler	100 69	41	A	Georgetown	76 53

Non-Div I Games:

DePaul

■ Loss,
 ■ Non-Conf, S Site,
 ■ Home
 ■ Away
 N Neutral

Average RPI Win:	188	WON-LOST	WINNING	LAST 10	STRENGTH OF	OPP. STRENGTH	TEAM	ADJ.	CONF.	ADJ CONF.
Average RPI Loss:	93	RECORD	PCT. RANK	GAMES	SCHEDULE	OF SCHEDULE	RPI	RPI	RPI	RPI
DIV. I ONLY	13- 8	117	7- 3	84	139	106	106	8	8	
DIV. I NON-CONF.	6- 5	148	0- 2	72	255	147	147	8	8	
TOTALS	RPI 1-25	RPI 26-50	W-L RECORDS	RPI 51-100	RPI 101-150	RPI 150+				
13- 8	0- 1	0- 3	OVERALL	0- 0	1- 2	12- 2				
7- 5	0- 0	0- 2	HOME	0- 0	0- 1	7- 2				
6- 1	0- 1	0- 0	AWAY	0- 0	1- 0	5- 0				
0- 2	0- 0	0- 1	NEUTRAL	0- 0	0- 1	0- 0				
6- 5	0- 0	0- 2	NON-CONFERENCE	0- 0	0- 1	6- 2				
4- 3	0- 0	0- 1	HOME	0- 0	0- 0	4- 2				
2- 0	0- 0	0- 0	AWAY	0- 0	0- 0	2- 0				
0- 2	0- 0	0- 1	NEUTRAL	0- 0	0- 1	0- 0				
7- 3	0- 1	0- 1	CONFERENCE	0- 0	1- 1	6- 0				
3- 2	0- 0	0- 1	HOME	0- 0	0- 1	3- 0				
4- 1	0- 1	0- 0	AWAY	0- 0	1- 0	3- 0				
0- 0	0- 0	0- 0	NEUTRAL	0- 0	0- 0	0- 0				

RPI S	Opponent	Score	RPI S	Opponent	Score	RPI S	Opponent	Score	RPI S	Opponent	Score	Team's RPI: 106
25	A Elon	42 69	41	H Georgetown	46 54				117	A William & Mary	68 54	
			44	H James Madison	51 66				117	H William & Mary	49 60	
			46	N Michigan St.	64 81				147	N Detroit	64 66	
									151	H Hartford	66 67	
									152	H George Mason	67 51	
									154	A Towson	73 67	
									170	H Army West Point	47 61	
									173	H Princeton	66 62	
									175	H Northeastern	65 53	
									178	A American	56 55	
									182	H Col. of Charleston	71 66	
									196	A Hofstra	73 56	
									217	H Robert Morris	67 65	
									219	H St. Bonaventure	43 40	
									220	A UNCW	63 52	
									220	H UNCW	57 40	
									239	A Loyola Maryland	47 45	
LAST 12 Division I GAMES:												
220	H UNCW	57 40	44	H James Madison	51 66							
154	A Towson	73 67	25	A Elon	42 69							
117	A William & Mary	68 54	220	A UNCW	63 52							
182	H Col. of Charleston	71 66	117	H William & Mary	49 60							
175	H Northeastern	65 53	151	H Hartford	66 67							
196	A Hofstra	73 56	170	H Army West Point	47 61							

Non-Div I Games:

Delaware

■ Loss,
 ■ Non-Conf,
 S Site,
 ■ Home
 ■ Away
 N Neutral

Average RPI Win:	342	WON-LOST	WINNING	LAST 10	STRENGTH OF	OPP. STRENGTH	TEAM	ADJ.	CONF.	ADJ CONF.
Average RPI Loss:	211	RECORD	PCT. RANK	GAMES	SCHEDULE	OF SCHEDULE	RPI	RPI	RPI	RPI
DIV. I ONLY	3- 20	334	2- 8	333	319	343	343	32	32	
DIV. I NON-CONF.	1- 12	332	0- 2	248	243	328	328	31	31	
TOTALS	RPI 1-25	RPI 26-50	W-L RECORDS	RPI 51-100	RPI 101-150	RPI 150+				
3- 20	0- 0	0- 1	OVERALL	0- 3	0- 2	3- 14				
1- 7	0- 0	0- 0	HOME	0- 1	0- 1	1- 5				
2- 13	0- 0	0- 1	AWAY	0- 2	0- 1	2- 9				
0- 0	0- 0	0- 0	NEUTRAL	0- 0	0- 0	0- 0				
1- 12	0- 0	0- 1	NON-CONFERENCE	0- 3	0- 2	1- 6				
0- 3	0- 0	0- 0	HOME	0- 1	0- 1	0- 1				
1- 9	0- 0	0- 1	AWAY	0- 2	0- 1	1- 5				
0- 0	0- 0	0- 0	NEUTRAL	0- 0	0- 0	0- 0				
2- 8	0- 0	0- 0	CONFERENCE	0- 0	0- 0	2- 8				
1- 4	0- 0	0- 0	HOME	0- 0	0- 0	1- 4				
1- 4	0- 0	0- 0	AWAY	0- 0	0- 0	1- 4				
0- 0	0- 0	0- 0	NEUTRAL	0- 0	0- 0	0- 0				

RPI S	Opponent	Score	RPI S	Opponent	Score	RPI S	Opponent	Score	RPI S	Opponent	Score	Team's RPI: 343
43	A Virginia Tech	48 88	70	A Iowa St.	57 88	117	A William & Mary	48 82				
			86	A Drexel	44 69	147	H Detroit	71 90				
			91	H Cornell	51 72	157	H Hampton	52 83				
						171	A La Salle	38 78				
						172	A Xavier	53 86				
						196	A Hofstra	44 64				
						258	H Norfolk St.	74 82				
						259	A Bethune-Cookman	58 72				
						271	A Savannah St.	57 64				
						275	A N.C. A&T	44 83				
						275	H N.C. A&T	60 68				
						306	H NJIT	43 57				
						312	A Lehigh	80 91				
						335	A Longwood	77 88				
						340	A Wagner	61 49				
						341	H Florida A&M	56 65				
						342	A South Carolina St.	72 70				
						345	A N.C. Central	63 68				
						345	H N.C. Central	55 51				
LAST 12 Division I GAMES:												
259	A Bethune-Cookman	58 72	258	H Norfolk St.	74 82							
275	H N.C. A&T	60 68	157	H Hampton	52 83							
345	H N.C. Central	55 51	345	A N.C. Central	63 68							
341	H Florida A&M	56 65	275	A N.C. A&T	44 83							
271	A Savannah St.	57 64	91	H Cornell	51 72							
342	A South Carolina St.	72 70	43	A Virginia Tech	48 88							

Non-Div I Games:

Delaware St.

Average RPI Win:	291	WON-LOST	WINNING	LAST 10	STRENGTH OF	OPP. STRENGTH	TEAM	ADJ.	CONF.	ADJ CONF.
Average RPI Loss:	148	RECORD	PCT. RANK	GAMES	SCHEDULE	OF SCHEDULE	RPI	RPI	RPI	RPI
DIV. I ONLY	6- 17	293	3- 7	227	232	301	301	11	11	
DIV. I NON-CONF.	3- 10	280	0- 2	278	308	329	329	10	10	
TOTALS	RPI 1-25	RPI 26-50	W-L RECORDS	RPI 51-100	RPI 101-150	RPI 150+				
6- 17	0- 0	0- 2	OVERALL	0- 5	1- 2	5- 8				
4- 6	0- 0	0- 1	HOME	0- 1	0- 0	4- 4				
2- 10	0- 0	0- 0	AWAY	0- 2	1- 1	1- 1				
0- 1	0- 0	0- 1	NEUTRAL	0- 0	0- 0	0- 0				
3- 10	0- 0	0- 1	NON-CONFERENCE	0- 1	0- 2	3- 6				
3- 2	0- 0	0- 0	HOME	0- 0	0- 0	3- 2				
0- 7	0- 0	0- 0	AWAY	0- 1	0- 2	0- 4				
0- 1	0- 0	0- 1	NEUTRAL	0- 0	0- 0	0- 0				
3- 7	0- 0	0- 1	CONFERENCE	0- 4	1- 0	2- 2				
1- 4	0- 0	0- 1	HOME	0- 1	0- 0	1- 2				
2- 3	0- 0	0- 0	AWAY	0- 3	1- 0	1- 0				
0- 0	0- 0	0- 0	NEUTRAL	0- 0	0- 0	0- 0				

RPI S	Opponent	Score	RPI S	Opponent	Score	RPI S	Opponent	Score	RPI S	Opponent	Score	Team's RPI: 301
39	H South Dakota St.	63 72	59	A South Dakota	64 70	101	A Wyoming	49 59				
49	N UNI	68 79	59	H South Dakota	44 53	110	A Northern Colo.	48 68				
			67	A Colorado St.	49 76	136	A Oral Roberts	47 45				
			74	A IUPUI	49 71	166	H Omaha	73 82				
			89	A Western Ill.	62 87	175	H Northeastern	69 72				
						188	A Idaho St.	64 65				
						214	H Seattle U	72 75				
						222	A Grand Canyon	70 73				
						282	H North Dakota St.	80 86				
						295	A Northern Ariz.	67 82				
						307	H Pepperdine	75 67				
						315	H Air Force	65 52				
						323	A Fort Wayne	78 72				
						323	H Fort Wayne	78 50				
						331	A Utah Valley	58 72				
						339	H Cal St. Fullerton	77 58				
LAST 12 Division I GAMES:												
323	H Fort Wayne	78 50	323	A Fort Wayne	78 72							
59	H South Dakota	44 53	89	A Western Ill.	62 87							
136	A Oral Roberts	47 45	282	H North Dakota St.	80 86							
166	H Omaha	73 82	59	A South Dakota	64 70							
39	H South Dakota St.	63 72	175	H Northeastern	69 72							
74	A IUPUI	49 71	214	H Seattle U	72 75							

Non-Div I Games:

Denver

Average RPI Win: 221	WON-LOST	WINNING	LAST 10	STRENGTH OF	OPP. STRENGTH	TEAM	ADJ.	CONF.	ADJ CONF.
Average RPI Loss: 136	RECORD	PCT. RANK	GAMES	SCHEDULE	OF SCHEDULE	RPI	RPI	RPI	RPI
DIV. I ONLY	13- 10	138	7- 3	194	183	147	147	19	19
DIV. I NON-CONF.	4- 7	224	0- 0	257	91	217	217	20	20
TOTALS	RPI 1-25	RPI 26-50	W-L RECORDS	RPI 51-100	RPI 101-150	RPI 150+			
13- 10	0- 0	1- 1	OVERALL	0- 2	2- 2	10- 5			
8- 2	0- 0	1- 0	HOME	0- 0	1- 0	6- 2			
4- 8	0- 0	0- 1	AWAY	0- 2	0- 2	4- 3			
1- 0	0- 0	0- 0	NEUTRAL	0- 0	1- 0	0- 0			
4- 7	0- 0	0- 0	NON-CONFERENCE	0- 2	2- 1	2- 4			
1- 2	0- 0	0- 0	HOME	0- 0	1- 0	0- 2			
2- 5	0- 0	0- 0	AWAY	0- 2	0- 1	2- 2			
1- 0	0- 0	0- 0	NEUTRAL	0- 0	1- 0	0- 0			
9- 3	0- 0	1- 1	CONFERENCE	0- 0	0- 1	8- 1			
7- 0	0- 0	1- 0	HOME	0- 0	0- 0	6- 0			
2- 3	0- 0	0- 1	AWAY	0- 0	0- 1	2- 1			
0- 0	0- 0	0- 0	NEUTRAL	0- 0	0- 0	0- 0			

RPI S	Opponent	Score	RPI S	Opponent	Score	RPI S	Opponent	Score	RPI S	Opponent	Score	Team's RPI: 147
35	A Green Bay	55 60	35	H Green Bay	76 72	54	A Minnesota	91 111	106	N Delaware	66 64	
						87	A Toledo	66 72	109	H Kent St.	73 52	
									124	A East Carolina	81 83	
									141	A Wright St.	69 77	
									152	H George Mason	54 55	
									160	A Oakland	80 71	
									167	H Western Mich.	65 75	
									169	A Milwaukee	69 81	
									169	H Milwaukee	77 63	
									194	H Cleveland St.	66 54	
									198	A CSUN	67 76	
									230	A Bradley	60 70	
									262	A Northern Ky.	55 53	
									262	H Northern Ky.	57 49	
									265	A Eastern Mich.	77 64	
									316	H Youngstown St.	80 63	
									320	H Valparaiso	85 60	
									326	H Ill.-Chicago	98 76	
									343	A Delaware St.	90 71	
LAST 12 Division I GAMES:												
35	H Green Bay	76 72	262	H Northern Ky.	57 49							
169	H Milwaukee	77 63	169	A Milwaukee	69 81							
262	A Northern Ky.	55 53	35	A Green Bay	55 60							
141	A Wright St.	69 77	160	A Oakland	80 71							
194	H Cleveland St.	66 54	326	H Ill.-Chicago	98 76							
316	H Youngstown St.	80 63	320	H Valparaiso	85 60							

Non-Div I Games:

Detroit

Drake

Through Games Of Feb. 4, 2017

Average RPI Win: 175		WON-LOST	WINNING	LAST 10	STRENGTH OF		OPP. STRENGTH	TEAM	ADJ.	CONF.	ADJ CONF.
Average RPI Loss: 38		RECORD	PCT. RANK	GAMES	SCHEDULE		OF SCHEDULE	RPI	RPI	RPI	RPI
DIV. I ONLY		16- 4	20	10- 0	88		103	28	28	16	16
DIV. I NON-CONF.		6- 4	126	1- 1	10		19	20	20	14	14
<hr/>											
TOTALS	RPI 1-25	RPI 26-50		W-L RECORDS		RPI 51-100	RPI 101-150		RPI 150+		
16- 4	0- 2	1- 1		OVERALL		2- 1	3- 0		10- 0		
7- 0	0- 0	0- 0		HOME		2- 0	1- 0		4- 0		
8- 3	0- 1	1- 1		AWAY		0- 1	1- 0		6- 0		
1- 1	0- 1	0- 0		NEUTRAL		0- 0	1- 0		0- 0		
6- 4	0- 2	0- 1		NON-CONFERENCE		2- 1	3- 0		1- 0		
3- 0	0- 0	0- 0		HOME		2- 0	1- 0		0- 0		
2- 3	0- 1	0- 1		AWAY		0- 1	1- 0		1- 0		
1- 1	0- 1	0- 0		NEUTRAL		0- 0	1- 0		0- 0		
10- 0	0- 0	1- 0		CONFERENCE		0- 0	0- 0		9- 0		
4- 0	0- 0	0- 0		HOME		0- 0	0- 0		4- 0		
6- 0	0- 0	1- 0		AWAY		0- 0	0- 0		5- 0		
0- 0	0- 0	0- 0		NEUTRAL		0- 0	0- 0		0- 0		

RPI 1-25				RPI 26-50				Team's RPI: 28				RPI 51-100				RPI 101+			
RPI	S	Opponent	Score	RPI	S	Opponent	Score	RPI	S	Opponent	Score	RPI	S	Opponent	Score	RPI	S	Opponent	Score
23	A	Creighton	77 80	35	A	Green Bay	48 71	51	H	Iowa	81 76	101	H	Wyoming	63 50				
24	N	Auburn	80 85	49	A	UNI	88 79	70	A	Iowa St.	67 75	135	A	North Dakota	99 91				
								79	H	Northern Ill.	95 86	144	N	Eastern Wash.	93 78				
												162	A	Missouri St.	90 64				
												176	A	Wichita St.	83 78				
												178	A	Nebraska	84 70				
												190	H	Indiana St.	76 62				
												202	A	Southern Ill.	71 60				
												202	H	Southern Ill.	75 59				
												230	A	Bradley	93 60				
												274	H	Evansville	82 65				
												311	H	Loyola Chicago	89 46				
												317	A	Illinois St.	87 36				
LAST 12 Division I GAMES:																			
202	A	Southern Ill.	71 60	202	H	Southern Ill.	75 59												
49	A	UNI	88 79	274	H	Evansville	82 65												
190	H	Indiana St.	76 62	162	A	Missouri St.	90 64												
311	H	Loyola Chicago	89 46	176	A	Wichita St.	83 78												
317	A	Illinois St.	87 36	144	N	Eastern Wash.	93 78												
230	A	Bradley	93 60	24	N	Auburn	80 85												

Non-Div I Games: Clarke 118 43

Drake

■ Loss,
 ■ Non-Conf,
 ■ S Site,
 ■ H Home
 ■ A Away
 N Neutral

Average RPI Win:	187	WON-LOST	WINNING	LAST 10	STRENGTH OF	OPP. STRENGTH	TEAM	ADJ.	CONF.	ADJ CONF.
Average RPI Loss:	74	RECORD	PCT. RANK	GAMES	SCHEDULE	OF SCHEDULE	RPI	RPI	RPI	RPI
DIV. I ONLY	15- 6	64	6- 4	214	74	86	86	8	8	
DIV. I NON-CONF.	9- 2	37	2- 0	244	112	73	73	8	8	
TOTALS	RPI 1-25	RPI 26-50	W-L RECORDS	RPI 51-100	RPI 101-150	RPI 150+				
15- 6	0- 2	1- 1	OVERALL	2- 1	1- 1	11- 1				
9- 1	0- 1	1- 0	HOME	1- 0	1- 0	6- 0				
4- 5	0- 1	0- 1	AWAY	1- 1	0- 1	3- 1				
2- 0	0- 0	0- 0	NEUTRAL	0- 0	0- 0	2- 0				
9- 2	0- 0	1- 0	NON-CONFERENCE	2- 1	1- 1	5- 0				
5- 0	0- 0	1- 0	HOME	1- 0	1- 0	2- 0				
2- 2	0- 0	0- 0	AWAY	1- 1	0- 1	1- 0				
2- 0	0- 0	0- 0	NEUTRAL	0- 0	0- 0	2- 0				
6- 4	0- 2	0- 1	CONFERENCE	0- 0	0- 0	6- 1				
4- 1	0- 1	0- 0	HOME	0- 0	0- 0	4- 0				
2- 3	0- 1	0- 1	AWAY	0- 0	0- 0	2- 1				
0- 0	0- 0	0- 0	NEUTRAL	0- 0	0- 0	0- 0				

RPI 1-25				RPI 26-50				RPI 51-100 Team's RPI: 86				RPI 101+			
RPI	S	Opponent	Score	RPI	S	Opponent	Score	RPI	S	Opponent	Score	RPI	S	Opponent	Score
25	A	Elon	65 75	34	H	Syracuse	62 61	61	A	Bucknell	66 78	108	A	Vanderbilt	63 73
25	H	Elon	45 48	44	A	James Madison	47 54	91	A	Cornell	63 53	139	H	Saint Joseph's	60 49
								96	H	Penn St.	83 60	152	N	George Mason	82 71
												154	H	Towson	58 48
												175	A	Northeastern	63 33
												175	H	Northeastern	74 51
												182	A	Col. of Charleston	75 79
												182	H	Col. of Charleston	70 57
												196	H	Hofstra	65 43
												220	A	UNCW	71 38
												221	H	Niagara	69 57
												298	N	Massachusetts	65 47
												324	A	Lafayette	81 39
												343	H	Delaware St.	69 44
LAST 12 Division I GAMES:															
182	A	Col. of Charleston	75 79	220	A	UNCW	71 38								
175	H	Northeastern	74 51	175	A	Northeastern	63 33								
44	A	James Madison	47 54	25	H	Elon	45 48								
196	H	Hofstra	65 43	154	H	Towson	58 48								
182	H	Col. of Charleston	70 57	298	N	Massachusetts	65 47								
25	A	Elon	65 75	152	N	George Mason	82 71								

Non-Div I Games:

Drexel

Average RPI Win:	122	WON-LOST	WINNING	LAST 10	STRENGTH OF	OPP. STRENGTH	TEAM	ADJ.	CONF.	ADJ CONF.
Average RPI Loss:	39	RECORD	PCT. RANK	GAMES	SCHEDULE	OF SCHEDULE	RPI	RPI	RPI	RPI
DIV. I ONLY	19- 4	14	7- 3	34	10	11	11	3	3	
DIV. I NON-CONF.	12- 1	7	2- 0	111	31	11	11	4	4	
TOTALS	RPI 1-25	RPI 26-50	W-L RECORDS	RPI 51-100	RPI 101-150	RPI 150+				
19- 4	4- 2	2- 1	OVERALL	4- 0	3- 1	6- 0				
13- 0	4- 0	1- 0	HOME	3- 0	3- 0	2- 0				
6- 4	0- 2	1- 1	AWAY	1- 0	0- 1	4- 0				
0- 0	0- 0	0- 0	NEUTRAL	0- 0	0- 0	0- 0				
12- 1	3- 0	0- 0	NON-CONFERENCE	2- 0	2- 1	5- 0				
8- 0	3- 0	0- 0	HOME	1- 0	2- 0	2- 0				
4- 1	0- 0	0- 0	AWAY	1- 0	0- 1	3- 0				
0- 0	0- 0	0- 0	NEUTRAL	0- 0	0- 0	0- 0				
7- 3	1- 2	2- 1	CONFERENCE	2- 0	1- 0	1- 0				
5- 0	1- 0	1- 0	HOME	2- 0	1- 0	0- 0				
2- 3	0- 2	1- 1	AWAY	0- 0	0- 0	1- 0				
0- 0	0- 0	0- 0	NEUTRAL	0- 0	0- 0	0- 0				

RPI	S	Opponent	Score	RPI	S	Opponent	Score	RPI	S	Opponent	Score	RPI	S	Opponent	Score
2	A	Notre Dame	58 62	38	A	North Carolina St.	52 55	62	H	Wake Forest	71 43	108	A	Vanderbilt	73 77
3	H	South Carolina	74 63	43	H	Virginia Tech	84 59	68	H	Villanova	68 50	118	H	Clemson	65 37
7	A	Florida St.	45 69	50	A	Georgia Tech	75 68	75	H	North Carolina	70 58	121	H	Penn	68 55
14	H	Louisville	58 55					100	A	Long Beach St.	83 46	131	H	Old Dominion	92 64
16	H	Kentucky	69 54									174	A	Boston College	67 44
25	H	Elon	68 61									187	A	Rutgers	68 32
												222	H	Grand Canyon	90 47
												269	A	Liberty	98 38
												307	A	Pepperdine	99 65
												335	H	Longwood	105 48
LAST 12 Division I GAMES:															
118	H	Clemson	65 37	75	H	North Carolina	70 58								
62	H	Wake Forest	71 43	7	A	Florida St.	45 69								
2	A	Notre Dame	58 62	50	A	Georgia Tech	75 68								
174	A	Boston College	67 44	14	H	Louisville	58 55								
43	H	Virginia Tech	84 59	16	H	Kentucky	69 54								
38	A	North Carolina St.	52 55	68	H	Villanova	68 50								

Non-Div I Games:

Duke

■ Loss,
 ■ Non-Conf, S Site,
 ■ Home
 ■ Away
 N Neutral

Average RPI Win: 196	WON-LOST	WINNING	LAST 10	STRENGTH OF	OPP. STRENGTH	TEAM	ADJ.	CONF.	ADJ CONF.
Average RPI Loss: 99	RECORD	PCT. RANK	GAMES	SCHEDULE	OF SCHEDULE	RPI	RPI	RPI	RPI
DIV. I ONLY	12- 12	167	2- 3	68	134	114	114	12	12
DIV. I NON-CONF.	7- 6	157	0- 1	46	148	90	90	12	12
TOTALS	RPI 1-25	RPI 26-50	W-L RECORDS	RPI 51-100	RPI 101-150	RPI 150+			
12- 12	0- 1	0- 3	OVERALL	2- 4	2- 2	8- 2			
6- 5	0- 1	0- 0	HOME	0- 4	2- 0	4- 0			
5- 7	0- 0	0- 3	AWAY	2- 0	0- 2	3- 2			
1- 0	0- 0	0- 0	NEUTRAL	0- 0	0- 0	1- 0			
7- 6	0- 1	0- 3	NON-CONFERENCE	1- 2	1- 0	5- 0			
3- 3	0- 1	0- 0	HOME	0- 2	1- 0	2- 0			
3- 3	0- 0	0- 3	AWAY	1- 0	0- 0	2- 0			
1- 0	0- 0	0- 0	NEUTRAL	0- 0	0- 0	1- 0			
5- 6	0- 0	0- 0	CONFERENCE	1- 2	1- 2	3- 2			
3- 2	0- 0	0- 0	HOME	0- 2	1- 0	2- 0			
2- 4	0- 0	0- 0	AWAY	1- 0	0- 2	1- 2			
0- 0	0- 0	0- 0	NEUTRAL	0- 0	0- 0	0- 0			

RPI 1-25				RPI 26-50				RPI 51-100				RPI 101+ Team's RPI: 114			
RPI	S	Opponent	Score	RPI	S	Opponent	Score	RPI	S	Opponent	Score	RPI	S	Opponent	Score
19	H	Maryland	57 77	29	A	Ohio St.	69 89	56	A	George Washington	73 63	107	H	Saint Louis	94 65
				45	A	California	66 86	56	H	George Washington	40 75	115	A	Fordham	51 64
				47	A	Ohio	46 64	65	H	Dayton	64 75	133	H	Pittsburgh	63 54
								71	H	Buffalo	69 71	139	A	Saint Joseph's	58 60
								83	A	St. John's (NY)	71 65	152	A	Iona	61 58
								88	H	Charlotte	63 77	171	A	La Salle	76 68
												211	A	Akron	67 57
												219	A	St. Bonaventure	56 69
												238	H	Richmond	73 61
												281	H	Davidson	73 51
												288	N	Western Caro.	65 50
												298	A	Massachusetts	67 75
												312	H	Lehigh	63 49
												324	H	Lafayette	67 52
LAST 12 Division I GAMES:															
45	A	California	66 86	298	A	Massachusetts	67 75								
139	A	Saint Joseph's	58 60	65	H	Dayton	64 75								
56	A	George Washington	73 63	281	H	Davidson	73 51								
238	H	Richmond	73 61	171	A	La Salle	76 68								
219	A	St. Bonaventure	56 69	56	H	George Washington	40 75								
107	H	Saint Louis	94 65	133	H	Pittsburgh	63 54								

Non-Div I Games:

Duquesne

■ Loss,
 ■ Non-Conf,
 S Site,
 ■ Home
 ■ Away
 N Neutral

Average RPI Win:	248	WON-LOST	WINNING	LAST 10	STRENGTH OF	OPP. STRENGTH	TEAM	ADJ.	CONF.	ADJ CONF.
Average RPI Loss:	127	RECORD	PCT. RANK	GAMES	SCHEDULE	OF SCHEDULE	RPI	RPI	RPI	RPI
DIV. I ONLY	14- 10	133	7- 3	255	170	183	183	20	20	
DIV. I NON-CONF.	8- 7	164	2- 1	301	113	222	222	22	22	
TOTALS	RPI 1-25	RPI 26-50	W-L RECORDS	RPI 51-100	RPI 101-150	RPI 150+				
14- 10	0- 2	0- 0	OVERALL	0- 1	1- 4	13- 3				
7- 5	0- 2	0- 0	HOME	0- 0	1- 2	6- 1				
6- 4	0- 0	0- 0	AWAY	0- 1	0- 1	6- 2				
1- 1	0- 0	0- 0	NEUTRAL	0- 0	0- 1	1- 0				
8- 7	0- 2	0- 0	NON-CONFERENCE	0- 0	1- 2	7- 3				
4- 4	0- 2	0- 0	HOME	0- 0	1- 1	3- 1				
3- 2	0- 0	0- 0	AWAY	0- 0	0- 0	3- 2				
1- 1	0- 0	0- 0	NEUTRAL	0- 0	0- 1	1- 0				
6- 3	0- 0	0- 0	CONFERENCE	0- 1	0- 2	6- 0				
3- 1	0- 0	0- 0	HOME	0- 0	0- 1	3- 0				
3- 2	0- 0	0- 0	AWAY	0- 1	0- 1	3- 0				
0- 0	0- 0	0- 0	NEUTRAL	0- 0	0- 0	0- 0				

RPI 1-25				RPI 26-50				RPI 51-100				RPI 101+ Team's RPI: 183			
RPI	S	Opponent	Score	RPI	S	Opponent	Score	RPI	S	Opponent	Score	RPI	S	Opponent	Score
12	H	Tennessee	58 83					94	A	Chattanooga	45 60	103	A	Mercer	55 72
25	H	Elon	51 79									103	H	Mercer	56 71
												108	H	Vanderbilt	72 80
												131	H	Old Dominion	70 60
												134	N	Maine	48 61
												184	H	Appalachian St.	68 71
												223	A	Campbell	56 55
												227	A	Samford	69 57
												227	H	Samford	61 56
												231	A	Butler	68 59
												237	A	Wofford	77 69
												245	A	Austin Peay	74 77
												248	H	Murray St.	79 60
												254	H	UNCG	60 52
												256	A	Furman	74 64
												262	A	Northern Ky.	56 62
												263	N	Coppin St.	70 58
												278	A	Tennessee Tech	82 76
												281	H	Davidson	76 56
												288	H	Western Caro.	76 57
												325	H	Winthrop	62 45
LAST 12 Division I GAMES:															
103	H	Mercer	56 71	94	A	Chattanooga	45 60	227	A	Samford	69 57	103	A	Mercer	55 72
227	H	Samford	61 56	227	A	Samford	69 57	103	H	Old Dominion	70 60	263	N	Coppin St.	70 58
237	A	Wofford	77 69	103	A	Mercer	55 72	134	N	Maine	48 61				
256	A	Furman	74 64	131	H	Old Dominion	70 60								
288	H	Western Caro.	76 57	263	N	Coppin St.	70 58								
254	H	UNCG	60 52	134	N	Maine	48 61								

Non-Div I Games:

ETSU

■ Loss,
 ■ Non-Conf,
 ■ S Site,
 ■ H Home
 ■ A Away
 N Neutral

Average RPI Win:	199	WON-LOST	WINNING	LAST 10	STRENGTH OF	OPP. STRENGTH	TEAM	ADJ.	CONF.	ADJ CONF.
Average RPI Loss:	75	RECORD	PCT. RANK	GAMES	SCHEDULE	OF SCHEDULE	RPI	RPI	RPI	RPI
DIV. I ONLY	9- 13	220	1- 9	31	90	124	124	5	5	
DIV. I NON-CONF.	8- 4	97	1- 1	97	269	88	88	5	5	
TOTALS	RPI 1-25	RPI 26-50	W-L RECORDS	RPI 51-100	RPI 101-150	RPI 150+				
9- 13	0- 4	0- 2	OVERALL	1- 2	2- 3	6- 2				
6- 5	0- 2	0- 1	HOME	1- 0	1- 1	4- 1				
1- 7	0- 2	0- 1	AWAY	0- 1	0- 2	1- 1				
2- 1	0- 0	0- 0	NEUTRAL	0- 1	1- 0	1- 0				
8- 4	0- 1	0- 0	NON-CONFERENCE	0- 2	2- 1	6- 0				
5- 1	0- 1	0- 0	HOME	0- 0	1- 0	4- 0				
1- 2	0- 0	0- 0	AWAY	0- 1	0- 1	1- 0				
2- 1	0- 0	0- 0	NEUTRAL	0- 1	1- 0	1- 0				
1- 9	0- 3	0- 2	CONFERENCE	1- 0	0- 2	0- 2				
1- 4	0- 1	0- 1	HOME	1- 0	0- 1	0- 1				
0- 5	0- 2	0- 1	AWAY	0- 0	0- 1	0- 1				
0- 0	0- 0	0- 0	NEUTRAL	0- 0	0- 0	0- 0				

RPI 1-25				RPI 26-50				RPI 51-100				RPI 101+ Team's RPI: 124			
RPI	S	Opponent	Score	RPI	S	Opponent	Score	RPI	S	Opponent	Score	RPI	S	Opponent	Score
1	A	UConn	45 90	32	A	Temple	47 78	63	N	West Virginia	47 79	117	A	William & Mary	72 82
1	H	UConn	44 91	33	H	Tulane	45 61	88	A	Charlotte	64 79	129	N	Ball St.	82 69
22	A	South Fla.	48 79					99	H	SMU	58 57	138	A	Tulsa	92 100
24	H	Auburn	52 61									140	H	UCF	42 54
												147	H	Detroit	83 81
												157	A	Cincinnati	64 74
												163	H	Houston	62 73
												220	H	UNCW	75 65
												233	N	Marist	70 68
												236	H	Southern U.	62 55
												238	A	Richmond	71 60
												241	H	Presbyterian	54 46
												249	H	UMES	66 58
LAST 12 Division I GAMES:															
163	H	Houston	62 73	32	A	Temple	47 78								
138	A	Tulsa	92 100	99	H	SMU	58 57								
1	H	UConn	44 91	1	A	UConn	45 90								
157	A	Cincinnati	64 74	33	H	Tulane	45 61								
140	H	UCF	42 54	117	A	William & Mary	72 82								
22	A	South Fla.	48 79	236	H	Southern U.	62 55								

Non-Div I Games: Greensboro 107 40

East Carolina

■ Loss,
■ Non-Conf,
■ S Site,
■ H Home
■ A Away
N Neutral

Average RPI Win:	284	WON-LOST	WINNING	LAST 10	STRENGTH OF	OPP. STRENGTH	TEAM	ADJ.	CONF.	ADJ CONF.
Average RPI Loss:	204	RECORD	PCT. RANK	GAMES	SCHEDULE	OF SCHEDULE	RPI	RPI	RPI	RPI
DIV. I ONLY	6- 15	283	4- 6	234	336	300	300	26	26	
DIV. I NON-CONF.	2- 8	288	0- 1	212	346	297	297	26	26	
TOTALS	RPI 1-25	RPI 26-50	W-L RECORDS	RPI 51-100	RPI 101-150	RPI 150+				
6- 15	0- 0	0- 0	OVERALL	0- 2	0- 2	6- 11				
3- 6	0- 0	0- 0	HOME	0- 1	0- 1	3- 4				
3- 9	0- 0	0- 0	AWAY	0- 1	0- 1	3- 7				
0- 0	0- 0	0- 0	NEUTRAL	0- 0	0- 0	0- 0				
2- 8	0- 0	0- 0	NON-CONFERENCE	0- 1	0- 2	2- 5				
0- 3	0- 0	0- 0	HOME	0- 0	0- 1	0- 2				
2- 5	0- 0	0- 0	AWAY	0- 1	0- 1	2- 3				
0- 0	0- 0	0- 0	NEUTRAL	0- 0	0- 0	0- 0				
4- 7	0- 0	0- 0	CONFERENCE	0- 1	0- 0	4- 6				
3- 3	0- 0	0- 0	HOME	0- 1	0- 0	3- 2				
1- 4	0- 0	0- 0	AWAY	0- 0	0- 0	1- 4				
0- 0	0- 0	0- 0	NEUTRAL	0- 0	0- 0	0- 0				

RPI 1-25				RPI 26-50				RPI 51-100				RPI 101+				Team's RPI: 300	
RPI	S	Opponent	Score	RPI	S	Opponent	Score	RPI	S	Opponent	Score	RPI	S	Opponent	Score		
								78	H	Belmont	58	77	132	A	Stetson	55	72
								89	A	Western Ill.	62	83	141	H	Wright St.	61	71
												157	A	Cincinnati	64	78	
												189	A	Morehead St.	62	66	
												190	H	Indiana St.	61	88	
												194	H	Cleveland St.	56	66	
												208	H	SIUE	59	75	
												234	A	Tennessee St.	58	69	
												245	H	Austin Peay	59	69	
												248	A	Murray St.	74	92	
												261	H	UT Martin	80	70	
												266	H	Jacksonville St.	71	67	
												274	A	Evansville	73	63	
												278	H	Tennessee Tech	54	46	
												285	A	Southeast Mo. St.	71	62	
												314	A	Eastern Ky.	85	88	
												317	A	Illinois St.	49	60	
												320	A	Valparaiso	68	73	
												341	A	Florida A&M	66	50	
LAST 12 Division I GAMES:																	
278	H	Tennessee Tech	54	46	248	A	Murray St.	74	92								
234	A	Tennessee St.	58	69	314	A	Eastern Ky.	85	88								
208	H	SIUE	59	75	189	A	Morehead St.	62	66								
285	A	Southeast Mo. St.	71	62	266	H	Jacksonville St.	71	67								
261	H	UT Martin	80	70	78	H	Belmont	58	77								
245	H	Austin Peay	59	69	157	A	Cincinnati	64	78								

Non-Div I Games: Ill.-Springfield 74 60 Millikin 97 54

Eastern Ill.

Loss, Non-Conf, S Site, H Home A Away N Neutral

Average RPI Win:	268	WON-LOST	WINNING	LAST 10	STRENGTH OF	OPP. STRENGTH	TEAM	ADJ.	CONF.	ADJ CONF.
Average RPI Loss:	198	RECORD	PCT. RANK	GAMES	SCHEDULE	OF SCHEDULE	RPI	RPI	RPI	RPI
DIV. I ONLY	7- 15	271	5- 5	290	296	314	314	26	26	
DIV. I NON-CONF.	2- 10	305	0- 2	306	292	342	342	26	26	
TOTALS	RPI 1-25	RPI 26-50	W-L RECORDS	RPI 51-100	RPI 101-150	RPI 150+				
7- 15	0- 0	0- 0	OVERALL	0- 2	0- 3	7- 10				
5- 4	0- 0	0- 0	HOME	0- 1	0- 0	5- 3				
1- 8	0- 0	0- 0	AWAY	0- 1	0- 3	1- 4				
1- 3	0- 0	0- 0	NEUTRAL	0- 0	0- 0	1- 3				
2- 10	0- 0	0- 0	NON-CONFERENCE	0- 1	0- 3	2- 6				
1- 3	0- 0	0- 0	HOME	0- 1	0- 0	1- 2				
0- 4	0- 0	0- 0	AWAY	0- 0	0- 3	0- 1				
1- 3	0- 0	0- 0	NEUTRAL	0- 0	0- 0	1- 3				
5- 5	0- 0	0- 0	CONFERENCE	0- 1	0- 0	5- 4				
4- 1	0- 0	0- 0	HOME	0- 0	0- 0	4- 1				
1- 4	0- 0	0- 0	AWAY	0- 1	0- 0	1- 3				
0- 0	0- 0	0- 0	NEUTRAL	0- 0	0- 0	0- 0				

RPI S	Opponent	Score	RPI S	Opponent	Score	RPI S	Opponent	Score	RPI S	Opponent	Score	Team's RPI: 314
						78	A Belmont	58 74	107	A Saint Louis	51 78	
						80	H Western Ky.	63 90	109	A Kent St.	67 80	
									141	A Wright St.	73 85	
									167	N Western Mich.	59 74	
									189	A Morehead St.	54 80	
									208	H SIUE	75 63	
									211	H Akron	57 63	
									216	N Miami (OH)	54 65	
									234	H Tennessee St.	66 62	
									245	H Austin Peay	80 71	
									253	H Bowling Green	57 55	
									254	A UNCG	66 81	
									261	A UT Martin	56 66	
									266	H Jacksonville St.	49 54	
									278	A Tennessee Tech	51 53	
									285	A Southeast Mo. St.	74 63	
									288	H Western Caro.	61 72	
									300	H Eastern Ill.	88 85	
									323	N Fort Wayne	59 68	
									348	N Morgan St.	66 58	
LAST 12 Division I GAMES:												
261	A	UT Martin	56	66	78	A	Belmont	58	74			
245	H	Austin Peay	80	71	300	H	Eastern Ill.	88	85			
278	A	Tennessee Tech	51	53	208	H	SIUE	75	63			
266	H	Jacksonville St.	49	54	285	A	Southeast Mo. St.	74	63			
189	A	Morehead St.	54	80	254	A	UNCG	66	81			
234	H	Tennessee St.	66	62	323	N	Fort Wayne	59	68			

Non-Div I Games: Ohio Valley 88 30

Eastern Ky.

Loss, Non-Conf, S Site, H Home A Away N Neutral

Average RPI Win:	281	WON-LOST	WINNING	LAST 10	STRENGTH OF	OPP. STRENGTH	TEAM	ADJ.	CONF.	ADJ CONF.
Average RPI Loss:	125	RECORD	PCT. RANK	GAMES	SCHEDULE	OF SCHEDULE	RPI	RPI	RPI	RPI
DIV. I ONLY	5- 16	301	1- 9	128	197	265	265	10	10	
DIV. I NON-CONF.	4- 7	224	1- 1	180	270	233	233	11	11	
TOTALS	RPI 1-25	RPI 26-50	W-L RECORDS	RPI 51-100	RPI 101-150	RPI 150+				
5- 16	0- 0	0- 2	OVERALL	0- 5	0- 4	5- 5				
3- 6	0- 0	0- 0	HOME	0- 2	0- 2	3- 2				
1- 8	0- 0	0- 1	AWAY	0- 3	0- 1	1- 3				
1- 2	0- 0	0- 1	NEUTRAL	0- 0	0- 1	1- 0				
4- 7	0- 0	0- 1	NON-CONFERENCE	0- 2	0- 2	4- 2				
2- 2	0- 0	0- 0	HOME	0- 0	0- 1	2- 1				
1- 3	0- 0	0- 0	AWAY	0- 2	0- 0	1- 1				
1- 2	0- 0	0- 1	NEUTRAL	0- 0	0- 1	1- 0				
1- 9	0- 0	0- 1	CONFERENCE	0- 3	0- 2	1- 3				
1- 4	0- 0	0- 0	HOME	0- 2	0- 1	1- 1				
0- 5	0- 0	0- 1	AWAY	0- 1	0- 1	0- 2				
0- 0	0- 0	0- 0	NEUTRAL	0- 0	0- 0	0- 0				

RPI 1-25			RPI 26-50			RPI 51-100			RPI 101+			Team's RPI: 265
RPI	S	Opponent	Score	RPI	S	Opponent	Score	RPI	S	Opponent	Score	
				33	N	Tulane	50 62	62	A	Wake Forest	61 89	109 H Kent St. 67 86
				47	A	Ohio	51 68	79	A	Northern Ill.	73 85	110 N Northern Colo. 57 58
								84	H	Central Mich.	63 104	129 A Ball St. 49 78
								87	H	Toledo	49 66	147 H Detroit 64 77
								98	A	Purdue	50 77	167 H Western Mich. 67 76
												189 A Morehead St. 73 78
												211 A Akron 62 80
												216 A Miami (OH) 61 72
												219 H St. Bonaventure 75 56
												225 H Monmouth 68 75
												253 H Bowling Green 81 74
												283 N Georgia St. 69 59
												315 H Air Force 65 44
												336 A Incarnate Word 66 47
LAST 12 Division I GAMES:												
				84	H	Central Mich.	63 104	216	A	Miami (OH)	61 72	
				211	A	Akron	62 80	109	H	Kent St.	67 86	
				253	H	Bowling Green	81 74	87	H	Toledo	49 66	
				47	A	Ohio	51 68	79	A	Northern Ill.	73 85	
				129	A	Ball St.	49 78	315	H	Air Force	65 44	
				167	H	Western Mich.	67 76	98	A	Purdue	50 77	

Non-Div I Games: Ferris St. 68 50

Eastern Mich.

Average RPI Win:	261	WON-LOST	WINNING	LAST 10	STRENGTH OF	OPP. STRENGTH	TEAM	ADJ.	CONF.	ADJ CONF.
Average RPI Loss:	76	RECORD	PCT. RANK	GAMES	SCHEDULE	OF SCHEDULE	RPI	RPI	RPI	RPI
DIV. I ONLY	12- 9	135	7- 3	197	186	144	144	18	18	
DIV. I NON-CONF.	4- 6	209	0- 1	52	132	123	123	18	18	
TOTALS	RPI 1-25	RPI 26-50	W-L RECORDS	RPI 51-100	RPI 101-150	RPI 150+				
12- 9	0- 2	0- 2	OVERALL	0- 4	1- 0	11- 1				
5- 2	0- 0	0- 0	HOME	0- 2	1- 0	4- 0				
6- 5	0- 1	0- 1	AWAY	0- 2	0- 0	6- 1				
1- 2	0- 1	0- 1	NEUTRAL	0- 0	0- 0	1- 0				
4- 6	0- 2	0- 2	NON-CONFERENCE	0- 2	0- 0	4- 0				
1- 1	0- 0	0- 0	HOME	0- 1	0- 0	1- 0				
2- 3	0- 1	0- 1	AWAY	0- 1	0- 0	2- 0				
1- 2	0- 1	0- 1	NEUTRAL	0- 0	0- 0	1- 0				
8- 3	0- 0	0- 0	CONFERENCE	0- 2	1- 0	7- 1				
4- 1	0- 0	0- 0	HOME	0- 1	1- 0	3- 0				
4- 2	0- 0	0- 0	AWAY	0- 1	0- 0	4- 1				
0- 0	0- 0	0- 0	NEUTRAL	0- 0	0- 0	0- 0				

RPI 1-25				RPI 26-50				RPI 51-100				RPI 101+ Team's RPI: 144			
RPI	S	Opponent	Score	RPI	S	Opponent	Score	RPI	S	Opponent	Score	RPI	S	Opponent	Score
8	A	Washington	52 100	28	N	Drake	78 93	66	A	Montana St.	83 88	137	H	Idaho	67 57
25	N	Elon	55 76	33	A	Tulane	51 63	66	H	Montana St.	61 72	188	H	Idaho St.	58 41
								77	H	Gonzaga	54 73	198	A	CSUN	71 57
								85	A	Boise St.	64 67	226	H	Weber St.	99 85
												250	A	Portland St.	68 62
												256	N	Furman	68 56
												272	A	Southern Utah	67 66
												280	A	Sacramento St.	72 65
												295	A	Northern Ariz.	47 56
												329	A	Montana	60 46
												329	H	Montana	64 57
												331	A	Utah Valley	83 50
												339	H	Cal St. Fullerton	84 67
LAST 12 Division I GAMES:															
250	A	Portland St.	68 62	226	H	Weber St.	99 85								
280	A	Sacramento St.	72 65	188	H	Idaho St.	58 41								
66	H	Montana St.	61 72	329	A	Montana	60 46								
329	H	Montana	64 57	66	A	Montana St.	83 88								
272	A	Southern Utah	67 66	137	H	Idaho	67 57								
295	A	Northern Ariz.	47 56	28	N	Drake	78 93								

Non-Div I Games: Multnomah 88 30

Eastern Wash.

■ Loss,
■ Non-Conf, S Site,
■ Home
■ Away
N Neutral

Average RPI Win:	152	WON-LOST	WINNING	LAST 10	STRENGTH OF	OPP. STRENGTH	TEAM	ADJ.	CONF.	ADJ CONF.
Average RPI Loss:	45	RECORD	PCT. RANK	GAMES	SCHEDULE	OF SCHEDULE	RPI	RPI	RPI	RPI
DIV. I ONLY	16- 5	36	2- 0	50	91	25	25	8	8	
DIV. I NON-CONF.	7- 4	114	2- 0	38	78	41	41	8	8	
TOTALS	RPI 1-25	RPI 26-50	W-L RECORDS	RPI 51-100	RPI 101-150	RPI 150+				
16- 5	0- 1	0- 2	OVERALL	4- 2	3- 0	9- 0				
6- 2	0- 0	0- 1	HOME	2- 1	1- 0	3- 0				
8- 3	0- 1	0- 1	AWAY	2- 1	1- 0	5- 0				
2- 0	0- 0	0- 0	NEUTRAL	0- 0	1- 0	1- 0				
7- 4	0- 1	0- 1	NON-CONFERENCE	2- 2	1- 0	4- 0				
2- 1	0- 0	0- 0	HOME	1- 1	0- 0	1- 0				
3- 3	0- 1	0- 1	AWAY	1- 1	0- 0	2- 0				
2- 0	0- 0	0- 0	NEUTRAL	0- 0	1- 0	1- 0				
9- 1	0- 0	0- 1	CONFERENCE	2- 0	2- 0	5- 0				
4- 1	0- 0	0- 1	HOME	1- 0	1- 0	2- 0				
5- 0	0- 0	0- 0	AWAY	1- 0	1- 0	3- 0				
0- 0	0- 0	0- 0	NEUTRAL	0- 0	0- 0	0- 0				

RPI S	Opponent	Score	RPI S	Opponent	Score	RPI S	Opponent	Score	RPI S	Opponent	Score
11	A Duke	61 68	35	A Green Bay	56 71	61	H Bucknell	64 58	106	H Delaware	69 42
			44	H James Madison	70 76	62	H Wake Forest	68 78	117	A William & Mary	60 58
						75	A North Carolina	73 78	144	N Eastern Wash.	76 55
						84	A Central Mich.	71 57	154	H Towson	83 55
						86	A Drexel	48 45	175	A Northeastern	76 65
						86	H Drexel	75 65	182	A Col. of Charleston	84 56
									182	H Col. of Charleston	70 57
									183	A ETSU	79 51
									187	H Rutgers	66 54
									196	A Hofstra	64 53
									211	N Akron	65 62
									283	A Georgia St.	84 67
LAST 12 Division I GAMES:											
84	A Central Mich.	71 57	44	H James Madison	70 76						
144	N Eastern Wash.	76 55	86	H Drexel	75 65						
154	H Towson	83 55	182	A Col. of Charleston	84 56						
196	A Hofstra	64 53	106	H Delaware	69 42						
175	A Northeastern	76 65	86	A Drexel	48 45						
117	A William & Mary	60 58	182	H Col. of Charleston	70 57						

Non-Div I Games: King (TN) 93 47

Elon

Average RPI Win:	266	WON-LOST	WINNING	LAST 10	STRENGTH OF	OPP. STRENGTH	TEAM	ADJ.	CONF.	ADJ CONF.
Average RPI Loss:	152	RECORD	PCT. RANK	GAMES	SCHEDULE	OF SCHEDULE	RPI	RPI	RPI	RPI
DIV. I ONLY	7- 13	248	3- 7	225	227	274	274	16	16	
DIV. I NON-CONF.	4- 6	209	1- 1	261	303	258	258	14	14	
TOTALS	RPI 1-25	RPI 26-50	W-L RECORDS	RPI 51-100	RPI 101-150	RPI 150+				
7- 13	0- 1	0- 4	OVERALL	0- 0	0- 1	7- 7				
5- 6	0- 0	0- 1	HOME	0- 0	0- 0	5- 5				
2- 7	0- 0	0- 1	AWAY	0- 0	0- 0	2- 1				
0- 0	0- 0	0- 0	NEUTRAL	0- 0	0- 0	0- 0				
4- 6	0- 1	0- 1	NON-CONFERENCE	0- 0	0- 1	4- 3				
2- 3	0- 0	0- 0	HOME	0- 0	0- 0	2- 3				
2- 3	0- 1	0- 1	AWAY	0- 0	0- 1	2- 0				
0- 0	0- 0	0- 0	NEUTRAL	0- 0	0- 0	0- 0				
3- 7	0- 0	0- 3	CONFERENCE	0- 0	0- 0	3- 4				
3- 3	0- 0	0- 1	HOME	0- 0	0- 0	3- 2				
0- 4	0- 0	0- 2	AWAY	0- 0	0- 0	0- 2				
0- 0	0- 0	0- 0	NEUTRAL	0- 0	0- 0	0- 0				

RPI 1-25				RPI 26-50				RPI 51-100				RPI 101+ Team's RPI: 274			
RPI	S	Opponent	Score	RPI	S	Opponent	Score	RPI	S	Opponent	Score	RPI	S	Opponent	Score
14	A	Louisville	47 89	28	A	Drake	65 82					129	A	Ball St.	49 84
				42	A	Northwestern	66 88					162	H	Missouri St.	41 77
				49	A	UNI	40 54					176	H	Wichita St.	67 74
				49	H	UNI	36 62					190	H	Indiana St.	57 41
												194	H	Cleveland St.	62 66
												202	H	Southern Ill.	63 60
												230	A	Bradley	52 56
												245	H	Austin Peay	68 54
												248	A	Murray St.	82 77
												285	H	Southeast Mo. St.	74 76
												300	H	Eastern Ill.	63 73
												311	H	Loyola Chicago	67 36
												317	A	Illinois St.	58 71
												320	A	Valparaiso	70 65
												349	H	Alabama A&M	63 54
LAST 12 Division I GAMES:															
				49	H	UNI	36 62	49	A	UNI	40 54				
				230	A	Bradley	52 56	28	A	Drake	65 82				
				317	A	Illinois St.	58 71	311	H	Loyola Chicago	67 36				
				202	H	Southern Ill.	63 60	190	H	Indiana St.	57 41				
				176	H	Wichita St.	67 74	349	H	Alabama A&M	63 54				
				162	H	Missouri St.	41 77	14	A	Louisville	47 89				

Non-Div I Games: Oakland City 108 68

Evansville

■ Loss,
 ■ Non-Conf, S Site,
 ■ Home
 ■ Away
 N Neutral

Average RPI Win: 227	WON-LOST	WINNING	LAST 10	STRENGTH OF	OPP. STRENGTH	TEAM	ADJ.	CONF.	ADJ CONF.
Average RPI Loss: 89	RECORD	PCT. RANK	GAMES	SCHEDULE	OF SCHEDULE	RPI	RPI	RPI	RPI
DIV. I ONLY	16- 7	73	2- 2	165	187	89	89	24	24
DIV. I NON-CONF.	9- 6	126	0- 1	139	161	112	112	24	24
TOTALS	RPI 1-25	RPI 26-50	W-L RECORDS	RPI 51-100	RPI 101-150	RPI 150+			
16- 7	0- 0	0- 1	OVERALL	2- 3	1- 2	13- 1			
10- 0	0- 0	0- 0	HOME	2- 0	0- 0	8- 0			
6- 4	0- 0	0- 0	AWAY	0- 2	1- 1	5- 1			
0- 3	0- 0	0- 1	NEUTRAL	0- 1	0- 1	0- 0			
9- 6	0- 0	0- 1	NON-CONFERENCE	1- 2	0- 2	8- 1			
7- 0	0- 0	0- 0	HOME	1- 0	0- 0	6- 0			
2- 3	0- 0	0- 0	AWAY	0- 1	0- 1	2- 1			
0- 3	0- 0	0- 1	NEUTRAL	0- 1	0- 1	0- 0			
7- 1	0- 0	0- 0	CONFERENCE	1- 1	1- 0	5- 0			
3- 0	0- 0	0- 0	HOME	1- 0	0- 0	2- 0			
4- 1	0- 0	0- 0	AWAY	0- 1	1- 0	3- 0			
0- 0	0- 0	0- 0	NEUTRAL	0- 0	0- 0	0- 0			

RPI S	Opponent	Score	RPI S	Opponent	Score	RPI S	Opponent	Score	RPI S	Opponent	Score
29 N	Ohio St.	66 79	53 A	Quinnipiac	56 66	109 N	Kent St.	64 77	110 A	Northern Colo.	74 77
			56 N	George Washington	47 76	132 A	Stetson	84 71	151 A	Hartford	70 63
			81 A	Jacksonville	65 73	157 H	Hampton	60 49	164 H	UC Riverside	60 45
			81 H	Jacksonville	60 57	186 A	Illinois	73 82	199 H	Siena	66 42
			94 H	Chattanooga	68 55	268 H	FIU	89 42	271 H	Savannah St.	89 40
						275 H	N.C. A&T	67 41	284 A	North Florida	68 51
						297 A	Lipscomb	90 63	299 A	Kennesaw St.	75 56
						306 H	NJIT	73 53	318 H	USC Upstate	93 43
						330 A	Fla. Atlantic	65 50			
LAST 12 Division I GAMES:											
56 N	George Washington	47 76	299 A	Kennesaw St.	75 56						
81 A	Jacksonville	65 73	297 A	Lipscomb	90 63						
284 A	North Florida	68 51	132 A	Stetson	84 71						
81 H	Jacksonville	60 57	271 H	Savannah St.	89 40						
318 H	USC Upstate	93 43	164 H	UC Riverside	60 45						
306 H	NJIT	73 53	157 H	Hampton	60 49						

Non-Div I Games: St. Thomas (FL) 71 48 Ave Maria 101 34

FGCU

Loss, Non-Conf, S Site, H Home A Away N Neutral

Average RPI Win:	292	WON-LOST	WINNING	LAST 10	STRENGTH OF	OPP. STRENGTH	TEAM	ADJ.	CONF.	ADJ CONF.
Average RPI Loss:	123	RECORD	PCT. RANK	GAMES	SCHEDULE	OF SCHEDULE	RPI	RPI	RPI	RPI
DIV. I ONLY	5- 16	301	3- 7	102	204	268	268	14	14	
DIV. I NON-CONF.	2- 9	293	1- 1	35	227	245	245	16	16	
TOTALS	RPI 1-25	RPI 26-50	W-L RECORDS	RPI 51-100	RPI 101-150	RPI 150+				
5- 16	0- 2	0- 1	OVERALL	0- 5	0- 3	5- 5				
4- 10	0- 1	0- 1	HOME	0- 2	0- 3	4- 3				
1- 6	0- 1	0- 0	AWAY	0- 3	0- 0	1- 2				
0- 0	0- 0	0- 0	NEUTRAL	0- 0	0- 0	0- 0				
2- 9	0- 2	0- 1	NON-CONFERENCE	0- 2	0- 1	2- 3				
2- 7	0- 1	0- 1	HOME	0- 1	0- 1	2- 3				
0- 2	0- 1	0- 0	AWAY	0- 1	0- 0	0- 0				
0- 0	0- 0	0- 0	NEUTRAL	0- 0	0- 0	0- 0				
3- 7	0- 0	0- 0	CONFERENCE	0- 3	0- 2	3- 2				
2- 3	0- 0	0- 0	HOME	0- 1	0- 2	2- 0				
1- 4	0- 0	0- 0	AWAY	0- 2	0- 0	1- 2				
0- 0	0- 0	0- 0	NEUTRAL	0- 0	0- 0	0- 0				

RPI 1-25				RPI 26-50				RPI 51-100				RPI 101+ Team's RPI: 268			
RPI	S	Opponent	Score	RPI	S	Opponent	Score	RPI	S	Opponent	Score	RPI	S	Opponent	Score
20	H	Miami (FL)	49 69	41	H	Georgetown	53 66	80	A	Western Ky.	38 90	131	H	Old Dominion	64 86
22	A	South Fla.	41 91					81	H	Jacksonville	56 71	140	H	UCF	52 69
								88	H	Charlotte	54 101	148	H	UTSA	61 70
								89	A	FGCU	42 89	152	H	George Mason	51 67
								92	A	Middle Tenn.	43 95	205	A	UAB	68 82
												207	H	Texas Southern	62 70
												217	H	Robert Morris	59 57
												226	H	Weber St.	61 64
												244	A	Marshall	52 70
												286	H	UTEP	88 87
												298	H	Massachusetts	58 57
												330	A	Fla. Atlantic	65 60
												330	H	Fla. Atlantic	74 65
LAST 12 Division I GAMES:															
88	H	Charlotte	54 101	286	H	UTEP	88 87								
131	H	Old Dominion	64 86	330	H	Fla. Atlantic	74 65								
330	A	Fla. Atlantic	65 60	80	A	Western Ky.	38 90								
205	A	UAB	68 82	244	A	Marshall	52 70								
92	A	Middle Tenn.	43 95	152	H	George Mason	51 67								
148	H	UTSA	61 70	298	H	Massachusetts	58 57								

Non-Div I Games:

FIU

■ Loss,
 ■ Non-Conf, S Site,
 ■ Home
 ■ Away
 N Neutral

Fairfield

Through Games Of Feb. 4, 2017

Average RPI Win:	215	WON-LOST	WINNING	LAST 10	STRENGTH OF	OPP. STRENGTH	TEAM	ADJ.	CONF.	ADJ CONF.
Average RPI Loss:	167	RECORD	PCT. RANK	GAMES	SCHEDULE	OF SCHEDULE	RPI	RPI	RPI	RPI
DIV. I ONLY	11- 11	167	7- 3	206	220	177	177	17	17	
DIV. I NON-CONF.	3- 6	230	0- 1	229	277	237	237	17	17	
TOTALS	RPI 1-25	RPI 26-50	W-L RECORDS	RPI 51-100	RPI 101-150	RPI 150+				
11- 11	0- 0	0- 2	OVERALL	1- 1	1- 0	9- 8				
6- 3	0- 0	0- 0	HOME	1- 0	0- 0	5- 3				
5- 8	0- 0	0- 2	AWAY	0- 1	1- 0	4- 5				
0- 0	0- 0	0- 0	NEUTRAL	0- 0	0- 0	0- 0				
3- 6	0- 0	0- 2	NON-CONFERENCE	0- 0	0- 0	3- 4				
1- 2	0- 0	0- 0	HOME	0- 0	0- 0	1- 2				
2- 4	0- 0	0- 2	AWAY	0- 0	0- 0	2- 2				
0- 0	0- 0	0- 0	NEUTRAL	0- 0	0- 0	0- 0				
8- 5	0- 0	0- 0	CONFERENCE	1- 1	1- 0	6- 4				
5- 1	0- 0	0- 0	HOME	1- 0	0- 0	4- 1				
3- 4	0- 0	0- 0	AWAY	0- 1	1- 0	2- 3				
0- 0	0- 0	0- 0	NEUTRAL	0- 0	0- 0	0- 0				

RPI 1-25				RPI 26-50				RPI 51-100				RPI 101+				Team's RPI: 177	
RPI	S	Opponent	Score	RPI	S	Opponent	Score	RPI	S	Opponent	Score	RPI	S	Opponent	Score		
				32	A	Temple	59 73	53	A	Quinnipiac	55 60	126	A	Rider	68 67		
				36	A	Harvard	44 58	53	H	Quinnipiac	65 52	152	H	Iona	68 59		
												165	A	Albany (NY)	45 59		
												171	A	La Salle	61 68		
												193	H	Sacred Heart	44 56		
												199	A	Siena	52 67		
												199	H	Siena	61 57		
												221	A	Niagara	65 55		
												221	H	Niagara	66 63		
												225	A	Monmouth	71 68		
												225	H	Monmouth	53 60		
												233	A	Marist	55 71		
												239	H	Loyola Maryland	58 57		
												240	A	Canisius	49 63		
												267	H	Manhattan	71 56		
												294	H	Rhode Island	65 72		
												321	A	Mt. St. Mary's	70 57		
												338	A	UMass Lowell	65 41		
LAST 12 Division I GAMES:																	
				53	H	Quinnipiac	65 52	126	A	Rider	68 67						
				221	H	Niagara	66 63	267	H	Manhattan	71 56						
				225	H	Monmouth	53 60	199	H	Siena	61 57						
				240	A	Canisius	49 63	225	A	Monmouth	71 68						
				221	A	Niagara	65 55	233	A	Marist	55 71						
				53	A	Quinnipiac	55 60	32	A	Temple	59 73						

Non-Div I Games:

Fairfield

■ Loss,
■ Non-Conf,
■ S Site,
■ H Home
■ A Away
N Neutral

Average RPI Win:	327	WON-LOST	WINNING	LAST 10	STRENGTH OF	OPP. STRENGTH	TEAM	ADJ.	CONF.	ADJ CONF.
Average RPI Loss:	267	RECORD	PCT. RANK	GAMES	SCHEDULE	OF SCHEDULE	RPI	RPI	RPI	RPI
DIV. I ONLY	5- 16	301	3- 7	349	346	346	346	31	31	
DIV. I NON-CONF.	2- 8	288	0- 1	346	341	347	347	32	32	
TOTALS	RPI 1-25	RPI 26-50	W-L RECORDS	RPI 51-100	RPI 101-150	RPI 150+				
5- 16	0- 0	0- 0	OVERALL	0- 0	0- 1	5- 15				
2- 8	0- 0	0- 0	HOME	0- 0	0- 0	2- 8				
3- 8	0- 0	0- 0	AWAY	0- 0	0- 1	3- 6				
0- 0	0- 0	0- 0	NEUTRAL	0- 0	0- 0	0- 0				
2- 8	0- 0	0- 0	NON-CONFERENCE	0- 0	0- 1	2- 7				
1- 3	0- 0	0- 0	HOME	0- 0	0- 0	1- 3				
1- 5	0- 0	0- 0	AWAY	0- 0	0- 1	1- 4				
0- 0	0- 0	0- 0	NEUTRAL	0- 0	0- 0	0- 0				
3- 8	0- 0	0- 0	CONFERENCE	0- 0	0- 0	3- 8				
1- 5	0- 0	0- 0	HOME	0- 0	0- 0	1- 5				
2- 3	0- 0	0- 0	AWAY	0- 0	0- 0	2- 3				
0- 0	0- 0	0- 0	NEUTRAL	0- 0	0- 0	0- 0				

RPI 1-25				RPI 26-50				RPI 51-100				RPI 101+			
RPI	S	Opponent	Score	RPI	S	Opponent	Score	RPI	S	Opponent	Score	RPI	S	Opponent	Score
												146	A	New Mexico	56 83
												170	A	Army West Point	58 86
												204	H	Binghamton	69 80
												215	H	Saint Francis (PA)	79 82
												217	H	Robert Morris	64 66
												225	A	Monmouth	63 72
												252	H	Howard	68 71
												292	A	Bryant	48 50
												292	H	Bryant	48 56
												306	A	NJIT	66 61
												309	A	Central Conn. St.	49 68
												313	A	Saint Peter's	43 65
												315	H	Air Force	48 56
												319	A	St. Francis Brooklyn	59 58
												319	H	St. Francis Brooklyn	59 66
												321	A	Mt. St. Mary's	50 61
												333	H	LIU Brooklyn	64 46
												335	H	Longwood	75 59
												338	A	UMass Lowell	55 61
												340	A	Wagner	59 53
												340	H	Wagner	66 74
LAST 12 Division I GAMES:															
				340	H	Wagner	66 74	309	A	Central Conn. St.	49 68				
				292	A	Bryant	48 50	292	H	Bryant	48 56				
				319	A	St. Francis Brooklyn	59 58	340	A	Wagner	59 53				
				319	H	St. Francis Brooklyn	59 66	217	H	Robert Morris	64 66				
				333	H	LIU Brooklyn	64 46	215	H	Saint Francis (PA)	79 82				
				321	A	Mt. St. Mary's	50 61	252	H	Howard	68 71				

Non-Div I Games: Queens (NY)

54 70

Fairleigh Dickinson

Loss, Non-Conf, S Site, H Home A Away N Neutral

Average RPI Win: 268				WON-LOST		WINNING		LAST 10		STRENGTH OF		OPP. STRENGTH		TEAM		ADJ.		CONF.		ADJ CONF.	
Average RPI Loss: 183				RECORD		PCT. RANK		GAMES		SCHEDULE		OF SCHEDULE		RPI		RPI		RPI		RPI	
DIV. I ONLY				3- 17		326		0- 10		231		262		330		330		14		14	
DIV. I NON-CONF.				3- 7		250		1- 1		240		344		315		315		16		16	
TOTALS		RPI 1-25		RPI 26-50		W-L RECORDS		RPI 51-100		RPI 101-150		RPI 150+									
3- 17		0- 0		0- 0		OVERALL		0- 4		0- 4		3- 9									
3- 8		0- 0		0- 0		HOME		0- 2		0- 2		3- 4									
0- 9		0- 0		0- 0		AWAY		0- 2		0- 2		0- 5									
0- 0		0- 0		0- 0		NEUTRAL		0- 0		0- 0		0- 0									
3- 7		0- 0		0- 0		NON-CONFERENCE		0- 1		0- 2		3- 4									
3- 3		0- 0		0- 0		HOME		0- 1		0- 0		3- 2									
0- 4		0- 0		0- 0		AWAY		0- 0		0- 2		0- 2									
0- 0		0- 0		0- 0		NEUTRAL		0- 0		0- 0		0- 0									
0- 10		0- 0		0- 0		CONFERENCE		0- 3		0- 2		0- 5									
0- 5		0- 0		0- 0		HOME		0- 1		0- 2		0- 2									
0- 5		0- 0		0- 0		AWAY		0- 2		0- 0		0- 3									
0- 0		0- 0		0- 0		NEUTRAL		0- 0		0- 0		0- 0									

RPI 1-25				RPI 26-50				RPI 51-100				RPI 101+				Team's RPI: 330	
RPI	S	Opponent	Score	RPI	S	Opponent	Score	RPI	S	Opponent	Score	RPI	S	Opponent	Score		
								80	A	Western Ky.	55 76	103	A	Mercer	57 74		
								88	H	Charlotte	66 72	120	A	Arizona	67 77		
								89	H	FGCU	50 65	131	H	Old Dominion	73 93		
								92	A	Middle Tenn.	69 87	148	H	UTSA	62 72		
												190	H	Indiana St.	70 67		
												205	A	UAB	55 66		
												222	A	Grand Canyon	60 81		
												238	H	Richmond	67 77		
												244	A	Marshall	53 76		
												249	H	UMES	59 76		
												266	H	Jacksonville St.	63 55		
												268	A	FIU	65 74		
												268	H	FIU	60 65		
												284	A	North Florida	88 95		
												286	H	UTEP	50 51		
												347	H	Jackson St.	67 58		
LAST 12 Division I GAMES:																	
				131	H	Old Dominion	73 93	148	H	UTSA	62 72						
				88	H	Charlotte	66 72	268	A	FIU	65 74						
				268	H	FIU	60 65	244	A	Marshall	53 76						
				92	A	Middle Tenn.	69 87	80	A	Western Ky.	55 76						
				205	A	UAB	55 66	249	H	UMES	59 76						
				286	H	UTEP	50 51	347	H	Jackson St.	67 58						

Non-Div I Games:	Fla. Memorial	84	64
------------------	---------------	----	----

Fla. Atlantic

Loss, Non-Conf, S Site, H Home A Away N Neutral

Average RPI Win:	199	WON-LOST	WINNING	LAST 10	STRENGTH OF	OPP. STRENGTH	TEAM	ADJ.	CONF.	ADJ CONF.
Average RPI Loss:	21	RECORD	PCT. RANK	GAMES	SCHEDULE	OF SCHEDULE	RPI	RPI	RPI	RPI
DIV. I ONLY	11- 11	167	3- 7	38	41	64	64	2	2	
DIV. I NON-CONF.	9- 4	85	2- 1	131	171	62	62	2	2	
<hr/>										
TOTALS	RPI 1-25	RPI 26-50	W-L RECORDS	RPI 51-100	RPI 101-150	RPI 150+				
11- 11	0- 7	1- 4	OVERALL	2- 0	2- 0	6- 0				
1- 4	0- 4	0- 0	HOME	0- 0	0- 0	1- 0				
4- 6	0- 3	0- 3	AWAY	1- 0	2- 0	1- 0				
6- 1	0- 0	1- 1	NEUTRAL	1- 0	0- 0	4- 0				
9- 4	0- 1	1- 3	NON-CONFERENCE	2- 0	0- 0	6- 0				
1- 0	0- 0	0- 0	HOME	0- 0	0- 0	1- 0				
2- 3	0- 1	0- 2	AWAY	1- 0	0- 0	1- 0				
6- 1	0- 0	1- 1	NEUTRAL	1- 0	0- 0	4- 0				
2- 7	0- 6	0- 1	CONFERENCE	0- 0	2- 0	0- 0				
0- 4	0- 4	0- 0	HOME	0- 0	0- 0	0- 0				
2- 3	0- 2	0- 1	AWAY	0- 0	2- 0	0- 0				
0- 0	0- 0	0- 0	NEUTRAL	0- 0	0- 0	0- 0				

RPI 1-25				RPI 26-50				RPI 51-100				Team's RPI: 64	RPI 101+			
RPI	S	Opponent	Score	RPI	S	Opponent	Score	RPI	S	Opponent	Score		RPI	S	Opponent	Score
3	H	South Carolina	62 81	26	A	Arizona St.	63 69	94	A	Chattanooga	72 61		104	A	Georgia	76 68
4	A	Mississippi St.	49 82	27	A	LSU	67 78	100	N	Long Beach St.	83 53		108	A	Vanderbilt	93 73
7	A	Florida St.	58 83	32	N	Temple	83 76						237	N	Wofford	74 51
12	H	Tennessee	75 84	42	A	Northwestern	68 73						246	N	South Ala.	85 33
21	A	Texas A&M	76 84	48	N	Indiana	88 102						275	N	N.C. A&T	67 38
21	H	Texas A&M	59 67										322	A	Arkansas St.	71 60
24	H	Auburn	75 82										334	H	Southeastern La.	102 51
													341	N	Florida A&M	78 65
<hr/>																
LAST 12 Division I GAMES:																
21	A	Texas A&M	76 84	3	H	South Carolina	62 81									
108	A	Vanderbilt	93 73	27	A	LSU	67 78									
12	H	Tennessee	75 84	24	H	Auburn	75 82									
104	A	Georgia	76 68	334	H	Southeastern La.	102 51									
21	H	Texas A&M	59 67	341	N	Florida A&M	78 65									
4	A	Mississippi St.	49 82	48	N	Indiana	88 102									

Non-Div I Games:

Florida

■ Loss,
■ Non-Conf,
■ S Site,
■ Home
■ Away
N Neutral

Average RPI Win:	308	WON-LOST	WINNING	LAST 10	STRENGTH OF	OPP. STRENGTH	TEAM	ADJ.	CONF.	ADJ CONF.
Average RPI Loss:	230	RECORD	PCT. RANK	GAMES	SCHEDULE	OF SCHEDULE	RPI	RPI	RPI	RPI
DIV. I ONLY	5- 15	298	5- 4	342	335	341	341	32	32	
DIV. I NON-CONF.	0- 11	335	0- 2	312	296	348	348	31	31	
TOTALS	RPI 1-25	RPI 26-50	W-L RECORDS	RPI 51-100	RPI 101-150	RPI 150+				
5- 15	0- 0	0- 0	OVERALL	0- 1	0- 1	5- 13				
3- 6	0- 0	0- 0	HOME	0- 0	0- 0	3- 6				
2- 5	0- 0	0- 0	AWAY	0- 0	0- 1	2- 4				
0- 4	0- 0	0- 0	NEUTRAL	0- 1	0- 0	0- 3				
0- 11	0- 0	0- 0	NON-CONFERENCE	0- 1	0- 1	0- 9				
0- 4	0- 0	0- 0	HOME	0- 0	0- 0	0- 4				
0- 3	0- 0	0- 0	AWAY	0- 0	0- 1	0- 2				
0- 4	0- 0	0- 0	NEUTRAL	0- 1	0- 0	0- 3				
5- 4	0- 0	0- 0	CONFERENCE	0- 0	0- 0	5- 4				
3- 2	0- 0	0- 0	HOME	0- 0	0- 0	3- 2				
2- 2	0- 0	0- 0	AWAY	0- 0	0- 0	2- 2				
0- 0	0- 0	0- 0	NEUTRAL	0- 0	0- 0	0- 0				

RPI 1-25				RPI 26-50				RPI 51-100				RPI 101+				Team's RPI: 341	
RPI	S	Opponent	Score	RPI	S	Opponent	Score	RPI	S	Opponent	Score	RPI	S	Opponent	Score		
								64	N	Florida	65 78	113	A	Alabama	46 81		
												166	H	Omaha	50 70		
												189	H	Morehead St.	48 53		
												238	N	Richmond	51 64		
												244	A	Marshall	67 77		
												249	H	UMES	59 49		
												252	A	Howard	58 72		
												252	H	Howard	55 51		
												255	N	Stony Brook	49 80		
												259	H	Bethune-Cookman	41 64		
												263	H	Coppin St.	62 70		
												266	N	Jacksonville St.	54 66		
												271	A	Savannah St.	52 56		
												284	A	North Florida	60 71		
												288	H	Western Caro.	61 62		
												300	H	Eastern Ill.	50 66		
												343	A	Delaware St.	65 56		
												348	A	Morgan St.	61 26		
												348	H	Morgan St.	51 48		
LAST 12 Division I GAMES:																	
				252	H	Howard	55 51					348	H	Morgan St.	51 48		
				348	A	Morgan St.	61 26					263	H	Coppin St.	62 70		
				343	A	Delaware St.	65 56					252	A	Howard	58 72		
				249	H	UMES	59 49					113	A	Alabama	46 81		
				259	H	Bethune-Cookman	41 64					64	N	Florida	65 78		
				271	A	Savannah St.	52 56					255	N	Stony Brook	49 80		

Non-Div I Games: Thomas (GA) 74 65 Stillman 69 59

Florida A&M

Loss, Non-Conf, S Site, H Home A Away N Neutral

Average RPI Win:	112	WON-LOST	WINNING	LAST 10	STRENGTH OF	OPP. STRENGTH	TEAM	ADJ.	CONF.	ADJ CONF.
Average RPI Loss:	20	RECORD	PCT. RANK	GAMES	SCHEDULE	OF SCHEDULE	RPI	RPI	RPI	RPI
DIV. I ONLY	21- 2	5	9- 1	18	27	7	7	3	3	
DIV. I NON-CONF.	12- 1	7	2- 0	51	58	10	10	4	4	
TOTALS	RPI 1-25	RPI 26-50	W-L RECORDS	RPI 51-100	RPI 101-150	RPI 150+				
21- 2	3- 1	5- 1	OVERALL	5- 0	2- 0	6- 0				
9- 2	2- 1	2- 1	HOME	2- 0	0- 0	3- 0				
9- 0	1- 0	2- 0	AWAY	2- 0	2- 0	2- 0				
3- 0	0- 0	1- 0	NEUTRAL	1- 0	0- 0	1- 0				
12- 1	0- 1	2- 0	NON-CONFERENCE	4- 0	1- 0	5- 0				
6- 1	0- 1	1- 0	HOME	2- 0	0- 0	3- 0				
3- 0	0- 0	0- 0	AWAY	1- 0	1- 0	1- 0				
3- 0	0- 0	1- 0	NEUTRAL	1- 0	0- 0	1- 0				
9- 1	3- 0	3- 1	CONFERENCE	1- 0	1- 0	1- 0				
3- 1	2- 0	1- 1	HOME	0- 0	0- 0	0- 0				
6- 0	1- 0	2- 0	AWAY	1- 0	1- 0	1- 0				
0- 0	0- 0	0- 0	NEUTRAL	0- 0	0- 0	0- 0				

RPI 1-25				Team's RPI: 7		RPI 26-50				RPI 51-100				RPI 101+								
RPI	S	Opponent	Score			RPI	S	Opponent	Score			RPI	S	Opponent	Score			RPI	S	Opponent	Score	
1	H	UConn	76	78		31	N	Michigan	76	62		54	A	Minnesota	75	61		103	A	Mercer	83	40
11	H	Duke	69	45		34	H	Syracuse	77	58		64	H	Florida	83	58		118	A	Clemson	86	27
14	H	Louisville	72	65		38	H	North Carolina St.	61	70		75	A	North Carolina	90	77		174	A	Boston College	85	53
20	A	Miami (FL)	81	66		43	A	Virginia Tech	82	54		77	N	Gonzaga	87	69		205	A	UAB	93	47
						44	H	James Madison	84	64		81	H	Jacksonville	90	47		266	H	Jacksonville St.	73	62
						50	A	Georgia Tech	69	63								284	H	North Florida	95	39
																		288	H	Western Caro.	90	41
																		325	N	Winthrop	98	35
LAST 12 Division I GAMES:																						
						174	A	Boston College	85	53		11	H	Duke	69	45						
						50	A	Georgia Tech	69	63		75	A	North Carolina	90	77						
						43	A	Virginia Tech	82	54		38	H	North Carolina St.	61	70						
						34	H	Syracuse	77	58		20	A	Miami (FL)	81	66						
						118	A	Clemson	86	27		103	A	Mercer	83	40						
						14	H	Louisville	72	65		284	H	North Florida	95	39						

Non-Div I Games:

Florida St.

Average RPI Win:	206	WON-LOST	WINNING	LAST 10	STRENGTH OF	OPP. STRENGTH	TEAM	ADJ.	CONF.	ADJ CONF.
Average RPI Loss:	88	RECORD	PCT. RANK	GAMES	SCHEDULE	OF SCHEDULE	RPI	RPI	RPI	RPI
DIV. I ONLY	16- 9	105	6- 4	149	109	115	115	12	12	
DIV. I NON-CONF.	9- 5	112	1- 1	109	101	116	116	12	12	
TOTALS	RPI 1-25	RPI 26-50	W-L RECORDS	RPI 51-100	RPI 101-150	RPI 150+				
16- 9	0- 1	0- 0	OVERALL	1- 4	1- 3	14- 1				
12- 3	0- 0	0- 0	HOME	1- 2	1- 1	10- 0				
3- 5	0- 1	0- 0	AWAY	0- 1	0- 0	3- 0				
1- 1	0- 0	0- 0	NEUTRAL	0- 1	0- 0	1- 0				
9- 5	0- 1	0- 0	NON-CONFERENCE	1- 3	0- 0	8- 1				
8- 2	0- 0	0- 0	HOME	1- 2	0- 0	7- 0				
0- 2	0- 1	0- 0	AWAY	0- 0	0- 0	0- 1				
1- 1	0- 0	0- 0	NEUTRAL	0- 1	0- 0	1- 0				
7- 4	0- 0	0- 0	CONFERENCE	0- 1	1- 3	6- 0				
4- 1	0- 0	0- 0	HOME	0- 0	1- 1	3- 0				
3- 3	0- 0	0- 0	AWAY	0- 1	0- 2	3- 0				
0- 0	0- 0	0- 0	NEUTRAL	0- 0	0- 0	0- 0				

RPI 1-25				RPI 26-50				RPI 51-100				RPI 101+ Team's RPI: 115			
RPI	S	Opponent	Score	RPI	S	Opponent	Score	RPI	S	Opponent	Score	RPI	S	Opponent	Score
2	A	Notre Dame	36 67					55	H	Little Rock	65 43	107	A	Saint Louis	58 82
								56	A	George Washington	46 63	114	H	Duquesne	64 51
								60	N	Texas Tech	50 59	123	H	VCU	58 61
								71	H	Buffalo	54 58	139	A	Saint Joseph's	44 47
								83	H	St. John's (NY)	45 59	152	A	George Mason	53 49
												152	A	Iona	46 55
												165	H	Albany (NY)	89 82
												173	H	Princeton	57 55
												174	H	Boston College	56 49
												219	A	St. Bonaventure	60 44
												219	H	St. Bonaventure	57 45
												221	H	Niagara	92 69
												224	H	UNC Asheville	55 42
												238	H	Richmond	67 41
												247	N	Grambling	59 53
												256	H	Furman	60 47
												267	H	Manhattan	63 60
												281	H	Davidson	85 72
												294	A	Rhode Island	74 69
LAST 12 Division I GAMES:															
219	H	St. Bonaventure	57 45	238	H	Richmond	67 41								
56	A	George Washington	46 63	152	A	George Mason	53 49								
107	A	Saint Louis	58 82	281	H	Davidson	85 72								
123	H	VCU	58 61	294	A	Rhode Island	74 69								
139	A	Saint Joseph's	44 47	224	H	UNC Asheville	55 42								
219	A	St. Bonaventure	60 44	71	H	Buffalo	54 58								

Non-Div I Games:

Fordham

■ Loss,
 ■ Non-Conf, S Site,
 ■ Home
 ■ Away
 N Neutral

Team Wayne				Through Games Of Feb. 17, 1917.						
Average RPI Win:	269	WON-LOST	WINNING	LAST 10	STRENGTH OF	OPP. STRENGTH	TEAM	ADJ.	CONF.	ADJ CONF.
Average RPI Loss:	164	RECORD	PCT. RANK	GAMES	SCHEDULE	OF SCHEDULE	RPI	RPI	RPI	RPI
DIV. I ONLY	3- 18	329	1- 9	251	167	323	323	11	11	
DIV. I NON-CONF.	2- 9	293	1- 1	296	223	319	319	10	10	
TOTALS	RPI 1-25	RPI 26-50	W-L RECORDS	RPI 51-100	RPI 101-150	RPI 150+				
3- 18	0- 0	0- 1	OVERALL	0- 4	0- 4	3- 9				
1- 7	0- 0	0- 0	HOME	0- 3	0- 1	1- 3				
1- 10	0- 0	0- 1	AWAY	0- 1	0- 3	1- 5				
1- 1	0- 0	0- 0	NEUTRAL	0- 0	0- 0	1- 1				
2- 9	0- 0	0- 0	NON-CONFERENCE	0- 1	0- 2	2- 6				
0- 3	0- 0	0- 0	HOME	0- 1	0- 0	0- 2				
1- 5	0- 0	0- 0	AWAY	0- 0	0- 2	1- 3				
1- 1	0- 0	0- 0	NEUTRAL	0- 0	0- 0	1- 1				
1- 9	0- 0	0- 1	CONFERENCE	0- 3	0- 2	1- 3				
1- 4	0- 0	0- 0	HOME	0- 2	0- 1	1- 1				
0- 5	0- 0	0- 1	AWAY	0- 1	0- 1	0- 2				
0- 0	0- 0	0- 0	NEUTRAL	0- 0	0- 0	0- 0				

RPI 1-25				RPI 26-50				RPI 51-100				RPI 101+				Team's RPI: 323
RPI	S	Opponent	Score	RPI	S	Opponent	Score	RPI	S	Opponent	Score	RPI	S	Opponent	Score	
				39	A	South Dakota St.	51 73	59	A	South Dakota	59 87	109	A	Kent St.	55 66	
								74	H	IUPUI	48 62	136	A	Oral Roberts	56 82	
								78	H	Belmont	59 85	136	H	Oral Roberts	59 75	
								89	H	Western Ill.	53 75	141	A	Wright St.	51 62	
												160	H	Oakland	61 82	
												166	H	Omaha	65 62	
												167	A	Western Mich.	35 61	
												186	A	Illinois	33 56	
												216	N	Miami (OH)	47 69	
												231	A	Butler	64 70	
												243	H	Coastal Caro.	57 72	
												282	A	North Dakota St.	56 68	
												301	A	Denver	50 78	
												301	H	Denver	72 78	
												314	N	Eastern Ky.	68 59	
												326	A	Ill.-Chicago	61 55	
LAST 12 Division I GAMES:																
				301	A	Denver	50 78	282	A	North Dakota St.	56 68					
				74	H	IUPUI	48 62	39	A	South Dakota St.	51 73					
				166	H	Omaha	65 62	136	A	Oral Roberts	56 82					
				136	H	Oral Roberts	59 75	89	H	Western Ill.	53 75					
				59	A	South Dakota	59 87	314	N	Eastern Ky.	68 59					
				301	H	Denver	72 78	141	A	Wright St.	51 62					

Non-Div I Games:	Defiance	76	58	Trine
------------------	----------	----	----	-------

71 80

Fort Wayne

Loss, Non-Conf, S Site, H Home A Away N Neutral

Average RPI Win:	240	WON-LOST	WINNING	LAST 10	STRENGTH OF	OPP. STRENGTH	TEAM	ADJ.	CONF.	ADJ CONF.
Average RPI Loss:	122	RECORD	PCT. RANK	GAMES	SCHEDULE	OF SCHEDULE	RPI	RPI	RPI	RPI
DIV. I ONLY	11- 9	143	6- 4	195	185	168	168	13	13	
DIV. I NON-CONF.	5- 4	143	1- 0	129	189	136	136	15	15	
TOTALS	RPI 1-25	RPI 26-50	W-L RECORDS	RPI 51-100	RPI 101-150	RPI 150+				
11- 9	0- 1	0- 0	OVERALL	1- 3	1- 2	9- 3				
4- 5	0- 0	0- 0	HOME	0- 1	1- 1	3- 3				
5- 4	0- 1	0- 0	AWAY	0- 2	0- 1	5- 0				
2- 0	0- 0	0- 0	NEUTRAL	1- 0	0- 0	1- 0				
5- 4	0- 1	0- 0	NON-CONFERENCE	1- 1	1- 0	3- 2				
1- 3	0- 0	0- 0	HOME	0- 1	1- 0	0- 2				
2- 1	0- 1	0- 0	AWAY	0- 0	0- 0	2- 0				
2- 0	0- 0	0- 0	NEUTRAL	1- 0	0- 0	1- 0				
6- 5	0- 0	0- 0	CONFERENCE	0- 2	0- 2	6- 1				
3- 2	0- 0	0- 0	HOME	0- 0	0- 1	3- 1				
3- 3	0- 0	0- 0	AWAY	0- 2	0- 1	3- 0				
0- 0	0- 0	0- 0	NEUTRAL	0- 0	0- 0	0- 0				

RPI 1-25				RPI 26-50				RPI 51-100				RPI 101+ Team's RPI: 168			
RPI	S	Opponent	Score	RPI	S	Opponent	Score	RPI	S	Opponent	Score	RPI	S	Opponent	Score
8	A	Washington	54 85					52	H	Utah	55 65	101	A	Wyoming	48 70
								67	A	Colorado St.	56 73	146	H	New Mexico	54 80
								78	N	Belmont	62 53	149	H	San Francisco	61 48
								85	A	Boise St.	66 67	198	H	CSUN	57 61
												201	H	Utah St.	47 52
												206	H	San Jose St.	88 74
												209	A	Pacific	74 67
												226	A	Weber St.	60 57
												235	A	San Diego St.	59 51
												242	H	UC Santa Barbara	49 50
												291	A	Nevada	71 70
												291	H	Nevada	68 54
												315	A	Air Force	72 56
												315	H	Air Force	63 40
												327	N	UC Irvine	63 45
LAST 12 Division I GAMES:															
235	A	San Diego St.	59 51	315	H	Air Force	63 40								
315	A	Air Force	72 56	206	H	San Jose St.	88 74								
201	H	Utah St.	47 52	101	A	Wyoming	48 70								
291	H	Nevada	68 54	291	A	Nevada	71 70								
67	A	Colorado St.	56 73	146	H	New Mexico	54 80								
85	A	Boise St.	66 67	226	A	Weber St.	60 57								

Non-Div I Games: Biola 71 50 Cal St. Dom. Hills 73 60

Fresno St.

■ Loss,
 ■ Non-Conf,
 ■ S Site,
 ■ H Home
 ■ A Away
 N Neutral

Average RPI Win:	253	WON-LOST	WINNING	LAST 10	STRENGTH OF	OPP. STRENGTH	TEAM	ADJ.	CONF.	ADJ CONF.
Average RPI Loss:	169	RECORD	PCT. RANK	GAMES	SCHEDULE	OF SCHEDULE	RPI	RPI	RPI	RPI
DIV. I ONLY	9- 13	220	1- 4	269	239	256	256	20	20	
DIV. I NON-CONF.	4- 9	248	0- 1	292	246	314	314	22	22	
TOTALS	RPI 1-25	RPI 26-50	W-L RECORDS	RPI 51-100	RPI 101-150	RPI 150+				
9- 13	0- 0	0- 0	OVERALL	1- 2	0- 5	8- 6				
7- 3	0- 0	0- 0	HOME	1- 0	0- 1	6- 2				
2- 9	0- 0	0- 0	AWAY	0- 1	0- 0	2- 0				
0- 1	0- 0	0- 0	NEUTRAL	0- 0	0- 1	0- 0				
4- 9	0- 0	0- 0	NON-CONFERENCE	0- 2	0- 4	4- 3				
4- 2	0- 0	0- 0	HOME	0- 0	0- 1	4- 1				
0- 6	0- 0	0- 0	AWAY	0- 2	0- 2	0- 2				
0- 1	0- 0	0- 0	NEUTRAL	0- 0	0- 1	0- 0				
5- 4	0- 0	0- 0	CONFERENCE	1- 0	0- 1	4- 3				
3- 1	0- 0	0- 0	HOME	1- 0	0- 0	2- 1				
2- 3	0- 0	0- 0	AWAY	0- 0	0- 1	2- 2				
0- 0	0- 0	0- 0	NEUTRAL	0- 0	0- 0	0- 0				

RPI 1-25				RPI 26-50				RPI 51-100				RPI 101+				Team's RPI: 256	
RPI	S	Opponent	Score	RPI	S	Opponent	Score	RPI	S	Opponent	Score	RPI	S	Opponent	Score		
								62	A	Wake Forest	52	59	103	A	Mercer	52	76
								84	A	Central Mich.	71	81	104	A	Georgia	62	67
								94	H	Chattanooga	65	48	115	A	Fordham	47	60
													123	H	VCU	61	75
													144	N	Eastern Wash.	56	68
													183	H	ETSU	64	74
													220	A	UNCW	52	56
													224	H	UNC Asheville	63	51
													227	A	Samford	54	50
													237	A	Wofford	69	49
													238	H	Richmond	48	54
													254	A	UNCG	52	65
													254	H	UNCG	65	55
													281	A	Davidson	61	71
													288	A	Western Caro.	72	75
													288	H	Western Caro.	73	44
													290	H	Gardner-Webb	84	62
													318	H	USC Upstate	57	37
													345	H	N.C. Central	60	40
LAST 12 Division I GAMES:																	
				84	A	Central Mich.	71	81	103	A	Mercer	52	76				
				254	A	UNCG	52	65	237	A	Wofford	69	49				
				288	A	Western Caro.	72	75	288	H	Western Caro.	73	44				
				94	H	Chattanooga	65	48	254	H	UNCG	65	55				
				183	H	ETSU	64	74	345	H	N.C. Central	60	40				
				227	A	Samford	54	50	290	H	Gardner-Webb	84	62				

Non-Div I Games: Bob Jones 95 45 Mars Hill 81 46 Newberry 67 41

Furman

Loss, Non-Conf, S Site, H Home A Away N Neutral

Ga. Southern

Through Games Of Feb. 4, 2017

Average RPI Win:	269	WON-LOST	WINNING	LAST 10	STRENGTH OF	OPP. STRENGTH	TEAM	ADJ.	CONF.	ADJ CONF.
Average RPI Loss:	169	RECORD	PCT. RANK	GAMES	SCHEDULE	OF SCHEDULE	RPI	RPI	RPI	RPI
DIV. I ONLY	9- 12	211	6- 4	268	290	257	257	21	21	
DIV. I NON-CONF.	3- 7	250	1- 0	189	316	265	265	19	19	
TOTALS	RPI 1-25	RPI 26-50	W-L RECORDS	RPI 51-100	RPI 101-150	RPI 150+				
9- 12	0- 0	0- 0	OVERALL	0- 1	0- 6	9- 5				
6- 5	0- 0	0- 0	HOME	0- 0	0- 3	6- 2				
3- 7	0- 0	0- 0	AWAY	0- 1	0- 3	3- 3				
0- 0	0- 0	0- 0	NEUTRAL	0- 0	0- 0	0- 0				
3- 7	0- 0	0- 0	NON-CONFERENCE	0- 1	0- 4	3- 2				
2- 2	0- 0	0- 0	HOME	0- 0	0- 2	2- 0				
1- 5	0- 0	0- 0	AWAY	0- 1	0- 2	1- 2				
0- 0	0- 0	0- 0	NEUTRAL	0- 0	0- 0	0- 0				
6- 5	0- 0	0- 0	CONFERENCE	0- 0	0- 2	6- 3				
4- 3	0- 0	0- 0	HOME	0- 0	0- 1	4- 2				
2- 2	0- 0	0- 0	AWAY	0- 0	0- 1	2- 1				
0- 0	0- 0	0- 0	NEUTRAL	0- 0	0- 0	0- 0				

RPI 1-25			RPI 26-50			RPI 51-100			RPI 101+ Team's RPI: 257		
RPI	S	Opponent	Score	RPI	S	Opponent	Score	RPI	S	Opponent	Score
						74 A IUPUI	57 83	103 H Mercer		56 77	
								105 A Troy		67 77	
								105 H Troy		86 89	
								113 A Alabama		48 66	
								118 A Clemson		47 58	
								140 H UCF		54 74	
								184 H Appalachian St.		53 50	
								192 A Louisiana		52 79	
								192 H Louisiana		63 60	
								243 H Coastal Caro.		78 70	
								246 A South Ala.		53 45	
								246 H South Ala.		46 55	
								266 A Jacksonville St.		55 67	
								271 A Savannah St.		50 45	
								275 H N.C. A&T		65 50	
								279 A Charleston So.		54 55	
								283 H Georgia St.		54 58	
								332 A La.-Monroe		65 44	
								332 H La.-Monroe		76 65	
								342 H South Carolina St.		74 58	
LAST 12 Division I GAMES:											
332 H		La.-Monroe	76 65	192 A		Louisiana	52 79				
192 H		Louisiana	63 60	332 A		La.-Monroe	65 44				
246 A		South Ala.	53 45	105 H		Troy	86 89				
105 A		Troy	67 77	246 H		South Ala.	46 55				
184 H		Appalachian St.	53 50	283 H		Georgia St.	54 58				
243 H		Coastal Caro.	78 70	342 H		South Carolina St.	74 58				

Non-Div I Games: Thomas (GA) 106 43

Ga. Southern

■ Loss,
 ■ Non-Conf, S Site,
 ■ Home
 ■ Away
 N Neutral

Average RPI Win:	293	WON-LOST	WINNING	LAST 10	STRENGTH OF	OPP. STRENGTH	TEAM	ADJ.	CONF.	ADJ CONF.
Average RPI Loss:	208	RECORD	PCT. RANK	GAMES	SCHEDULE	OF SCHEDULE	RPI	RPI	RPI	RPI
DIV. I ONLY	6- 12	260	4- 6	319	311	290	290	28	28	
DIV. I NON-CONF.	2- 6	275	0- 1	287	266	269	269	28	28	
TOTALS	RPI 1-25	RPI 26-50	W-L RECORDS	RPI 51-100	RPI 101-150	RPI 150+				
6- 12	0- 0	0- 1	OVERALL	0- 0	0- 2	6- 9				
2- 2	0- 0	0- 0	HOME	0- 0	0- 0	2- 2				
4- 8	0- 0	0- 1	AWAY	0- 0	0- 1	4- 3				
0- 2	0- 0	0- 0	NEUTRAL	0- 0	0- 0	0- 2				
2- 6	0- 0	0- 1	NON-CONFERENCE	0- 0	0- 1	2- 4				
0- 0	0- 0	0- 0	HOME	0- 0	0- 0	0- 0				
2- 4	0- 0	0- 1	AWAY	0- 0	0- 1	2- 2				
0- 2	0- 0	0- 0	NEUTRAL	0- 0	0- 0	0- 2				
4- 6	0- 0	0- 0	CONFERENCE	0- 0	0- 1	4- 5				
2- 2	0- 0	0- 0	HOME	0- 0	0- 0	2- 2				
2- 4	0- 0	0- 0	AWAY	0- 0	0- 1	2- 3				
0- 0	0- 0	0- 0	NEUTRAL	0- 0	0- 0	0- 0				

RPI 1-25			RPI 26-50			RPI 51-100			RPI 101+ Team's RPI: 290		
RPI	S	Opponent	Score	RPI	S	Opponent	Score	RPI	S	Opponent	Score
				43	A	Virginia Tech	42 76	128	A	Radford	57 67
								140	A	UCF	52 66
								184	N	Appalachian St.	67 72
								205	N	UAB	49 59
								223	H	Campbell	61 73
								224	H	UNC Asheville	55 52
								237	A	Wofford	66 75
								241	H	Presbyterian	55 56
								256	A	Furman	62 84
								269	A	Liberty	63 66
								269	H	Liberty	84 82
								279	A	Charleston So.	57 64
								288	A	Western Caro.	68 60
								293	A	High Point	69 71
								318	A	USC Upstate	57 53
								325	A	Winthrop	89 54
								335	A	Longwood	77 43
LAST 12 Division I GAMES:											
269	A	Liberty	63 66	269	H	Liberty	84 82				
325	A	Winthrop	89 54	335	A	Longwood	77 43				
223	H	Campbell	61 73	241	H	Presbyterian	55 56				
279	A	Charleston So.	57 64	128	A	Radford	57 67				
293	A	High Point	69 71	256	A	Furman	62 84				
224	H	UNC Asheville	55 52	288	A	Western Caro.	68 60				

Non-Div I Games: Montreat 92 45 Southern Wesleyan 86 62 Converse 68 38





















































Gardner-Webb

Loss, Non-Conf, S Site, H Home A Away N Neutral

George Mason





Through Games Of Feb. 4, 2017

Average RPI Win: 223	WON-LOST	WINNING	LAST 10	STRENGTH OF	OPP. STRENGTH	TEAM	ADJ.	CONF.	ADJ CONF.
Average RPI Loss: 118	RECORD	PCT. RANK	GAMES	SCHEDULE	OF SCHEDULE	RPI	RPI	RPI	RPI
DIV. I ONLY	11- 12	188	4- 6	103	223	152	152	12	12
DIV. I NON-CONF.	7- 6	157	2- 1	108	281	121	121	12	12
TOTALS	RPI 1-25	RPI 26-50	W-L RECORDS	RPI 51-100	RPI 101-150	RPI 150+			
11- 12	0- 0	0- 1	OVERALL	0- 3	4- 5	7- 3			
5- 5	0- 0	0- 0	HOME	0- 2	3- 3	2- 0			
6- 6	0- 0	0- 1	AWAY	0- 0	1- 2	5- 3			
0- 1	0- 0	0- 0	NEUTRAL	0- 1	0- 0	0- 0			
7- 6	0- 0	0- 1	NON-CONFERENCE	0- 1	3- 3	4- 1			
3- 2	0- 0	0- 0	HOME	0- 0	2- 2	1- 0			
4- 3	0- 0	0- 1	AWAY	0- 0	1- 1	3- 1			
0- 1	0- 0	0- 0	NEUTRAL	0- 1	0- 0	0- 0			
4- 6	0- 0	0- 0	CONFERENCE	0- 2	1- 2	3- 2			
2- 3	0- 0	0- 0	HOME	0- 2	1- 1	1- 0			
2- 3	0- 0	0- 0	AWAY	0- 0	0- 1	2- 2			
0- 0	0- 0	0- 0	NEUTRAL	0- 0	0- 0	0- 0			

RPI 1-25	RPI 26-50	RPI 51-100	RPI 101+ Team's RPI: 152
RPI S Opponent Score	RPI S Opponent Score	RPI S Opponent Score	RPI S Opponent Score
	41  Georgetown 56  69	56  George Washington 71  79	106  Delaware 51  67
		65  Dayton 48  60	107  Saint Louis 50  89
		86 N Drexel 71  82	111  SFA 76  77
			115  Fordham 49  53
			119  Navy 68 64
			120  Arizona 70  81
			123  VCU 70 59
			128  Radford 70 56
			147  Detroit 55 54
			154  Towson 75  79
			171  La Salle 57  59
			219  St. Bonaventure 52 49
			238  Richmond 54 50
			258  Norfolk St. 60 33
			268  FIU 67 51
			281  Davidson 54  58
			298  Massachusetts 66 55
			317  Illinois St. 72 46
			333  LIU Brooklyn 64 48
LAST 12 Division I GAMES:			
171  La Salle 57  59	115  Fordham 49  53		
65  Dayton 48  60	107  Saint Louis 50  89		
238  Richmond 54 50	219  St. Bonaventure 52 49		
281  Davidson 54  58	268  FIU 67 51		
123  VCU 70 59	86 N Drexel 71  82		
56  George Washington 71  79	119  Navy 68 64		

Non-Div I Games:

George Mason

 Loss,
  Non-Conf, S Site,
  Home
  Away
 N Neutral

Average RPI Win: 166	WON-LOST	WINNING	LAST 10	STRENGTH OF	OPP. STRENGTH	TEAM	ADJ.	CONF.	ADJ CONF.
Average RPI Loss: 73	RECORD	PCT. RANK	GAMES	SCHEDULE	OF SCHEDULE	RPI	RPI	RPI	RPI
DIV. I ONLY	15- 8	92	7- 3	67	79	56	56	12	12
DIV. I NON-CONF.	7- 5	137	1- 1	43	27	74	74	12	12
<hr/>									
TOTALS	RPI 1-25	RPI 26-50	W-L RECORDS	RPI 51-100	RPI 101-150	RPI 150+			
15- 8	0- 1	0- 3	OVERALL	3- 1	4- 2	8- 1			
8- 2	0- 1	0- 0	HOME	0- 0	3- 1	5- 0			
5- 5	0- 0	0- 2	AWAY	1- 1	1- 1	3- 1			
2- 1	0- 0	0- 1	NEUTRAL	2- 0	0- 0	0- 0			
7- 5	0- 1	0- 3	NON-CONFERENCE	3- 0	0- 0	4- 1			
4- 1	0- 1	0- 0	HOME	0- 0	0- 0	4- 0			
1- 3	0- 0	0- 2	AWAY	1- 0	0- 0	0- 1			
2- 1	0- 0	0- 1	NEUTRAL	2- 0	0- 0	0- 0			
8- 3	0- 0	0- 0	CONFERENCE	0- 1	4- 2	4- 0			
4- 1	0- 0	0- 0	HOME	0- 0	3- 1	1- 0			
4- 2	0- 0	0- 0	AWAY	0- 1	1- 1	3- 0			
0- 0	0- 0	0- 0	NEUTRAL	0- 0	0- 0	0- 0			

RPI 1-25				RPI 26-50				RPI 51-100 Team's RPI: 56				RPI 101+			
RPI	S	Opponent	Score	RPI	S	Opponent	Score	RPI	S	Opponent	Score	RPI	S	Opponent	Score
9	H	Stanford	52 71	34	N	Syracuse	71 74	65	A	Dayton	48 50	107	A	Saint Louis	59 67
				39	A	South Dakota St.	55 60	68	A	Villanova	72 69	114	A	Duquesne	75 40
				41	A	Georgetown	57 72	80	N	Western Ky.	68 49	114	H	Duquesne	63 73
								89	N	FGCU	76 47	115	H	Fordham	63 46
												123	H	VCU	81 67
												139	H	Saint Joseph's	53 44
												152	A	George Mason	79 71
												171	A	La Salle	79 65
												173	H	Princeton	56 45
												178	A	American	61 66
												186	H	Illinois	72 56
												239	H	Loyola Maryland	74 64
												263	H	Coppin St.	77 46
												281	H	Davidson	76 62
												298	A	Massachusetts	60 54
<hr/>															
LAST 12 Division I GAMES:															
				171	A	La Salle	79 65	152	A	George Mason	79 71				
				115	H	Fordham	63 46	65	A	Dayton	48 50				
				114	H	Duquesne	63 73	139	H	Saint Joseph's	53 44				
				107	A	Saint Louis	59 67	114	A	Duquesne	75 40				
				298	A	Massachusetts	60 54	239	H	Loyola Maryland	74 64				
				281	H	Davidson	76 62	9	H	Stanford	52 71				

Non-Div I Games:

George Washington

■ Loss,
 ■ Non-Conf,
 S Site,
 ■ Home
 ■ Away
 N Neutral

Average RPI Win:	147	WON-LOST	WINNING	LAST 10	STRENGTH OF	OPP. STRENGTH	TEAM	ADJ.	CONF.	ADJ CONF.
Average RPI Loss:	47	RECORD	PCT. RANK	GAMES	SCHEDULE	OF SCHEDULE	RPI	RPI	RPI	RPI
DIV. I ONLY	14- 7	89	6- 4	53	50	41	41	7	7	
DIV. I NON-CONF.	8- 2	49	1- 0	31	47	6	6	7	7	
TOTALS	RPI 1-25	RPI 26-50	W-L RECORDS	RPI 51-100	RPI 101-150	RPI 150+				
14- 7	0- 2	0- 2	OVERALL	3- 3	3- 0	8- 0				
6- 3	0- 1	0- 1	HOME	2- 1	1- 0	3- 0				
6- 4	0- 1	0- 1	AWAY	0- 2	1- 0	5- 0				
2- 0	0- 0	0- 0	NEUTRAL	1- 0	1- 0	0- 0				
8- 2	0- 0	0- 1	NON-CONFERENCE	2- 1	3- 0	3- 0				
3- 0	0- 0	0- 0	HOME	1- 0	1- 0	1- 0				
3- 2	0- 0	0- 1	AWAY	0- 1	1- 0	2- 0				
2- 0	0- 0	0- 0	NEUTRAL	1- 0	1- 0	0- 0				
6- 5	0- 2	0- 1	CONFERENCE	1- 2	0- 0	5- 0				
3- 3	0- 1	0- 1	HOME	1- 1	0- 0	2- 0				
3- 2	0- 1	0- 0	AWAY	0- 1	0- 0	3- 0				
0- 0	0- 0	0- 0	NEUTRAL	0- 0	0- 0	0- 0				

RPI 1-25				RPI 26-50				Team's RPI: 41	RPI 51-100				RPI 101+			
RPI	S	Opponent	Score	RPI	S	Opponent	Score		RPI	S	Opponent	Score	RPI	S	Opponent	Score
15	H	DePaul	53 76	40	H	Marquette	77 84		54	A	Minnesota	60 68	106	A	Delaware	54 46
23	A	Creighton	68 70	43	A	Virginia Tech	63 73		56	H	George Washington	72 57	113	H	Alabama	70 59
									68	A	Villanova	50 71	141	N	Wright St.	67 60
									68	H	Villanova	54 49	152	H	George Mason	69 56
									83	H	St. John's (NY)	66 71	154	A	Towson	75 59
									96	N	Penn St.	68 54	159	A	Providence	71 39
													159	H	Providence	72 70
													172	A	Xavier	69 64
													185	H	Seton Hall	77 58
													231	A	Butler	58 52
													268	A	FIU	66 53
LAST 12 Division I GAMES:																
159	H	Providence	72 70	159	A	Providence	71 39									
68	H	Villanova	54 49	23	A	Creighton	68 70									
231	A	Butler	58 52	68	A	Villanova	50 71									
172	A	Xavier	69 64	40	H	Marquette	77 84									
185	H	Seton Hall	77 58	15	H	DePaul	53 76									
83	H	St. John's (NY)	66 71	113	H	Alabama	70 59									

Non-Div I Games:

Georgetown

■ Loss,
 ■ Non-Conf, S Site,
 ■ Home
 ■ Away
 N Neutral

Average RPI Win:	168	WON-LOST	WINNING	LAST 10	STRENGTH OF	OPP. STRENGTH	TEAM	ADJ.	CONF.	ADJ CONF.
Average RPI Loss:	57	RECORD	PCT. RANK	GAMES	SCHEDULE	OF SCHEDULE	RPI	RPI	RPI	RPI
DIV. I ONLY	11- 11	167	4- 6	49	48	104	104	2	2	
DIV. I NON-CONF.	8- 5	124	1- 2	140	134	131	131	2	2	
TOTALS	RPI 1-25	RPI 26-50	W-L RECORDS	RPI 51-100	RPI 101-150	RPI 150+				
11- 11	1- 4	0- 2	OVERALL	2- 3	3- 1	5- 1				
8- 4	1- 1	0- 0	HOME	1- 2	2- 0	4- 1				
2- 6	0- 2	0- 2	AWAY	0- 1	1- 1	1- 0				
1- 1	0- 1	0- 0	NEUTRAL	1- 0	0- 0	0- 0				
8- 5	0- 1	0- 1	NON-CONFERENCE	2- 2	1- 0	5- 1				
6- 2	0- 0	0- 0	HOME	1- 1	1- 0	4- 1				
1- 2	0- 0	0- 1	AWAY	0- 1	0- 0	1- 0				
1- 1	0- 1	0- 0	NEUTRAL	1- 0	0- 0	0- 0				
3- 6	1- 3	0- 1	CONFERENCE	0- 1	2- 1	0- 0				
2- 2	1- 1	0- 0	HOME	0- 1	1- 0	0- 0				
1- 4	0- 2	0- 1	AWAY	0- 0	1- 1	0- 0				
0- 0	0- 0	0- 0	NEUTRAL	0- 0	0- 0	0- 0				

RPI 1-25				RPI 26-50				RPI 51-100				RPI 101+				Team's RPI: 104
RPI	S	Opponent	Score	RPI	S	Opponent	Score	RPI	S	Opponent	Score	RPI	S	Opponent	Score	
3	A	South Carolina	63 66	30	A	Missouri	45 63	54	N	Minnesota	70 58	102	A	Ole Miss	62 69	
3	H	South Carolina	44 62	50	A	Georgia Tech	45 52	57	A	Oklahoma St.	51 71	103	H	Mercer	72 64	
16	A	Kentucky	61 82					58	H	Virginia	43 66	108	H	Vanderbilt	70 68	
21	H	Texas A&M	69 59					64	H	Florida	68 76	122	A	Arkansas	69 66	
22	N	South Fla.	65 81					97	H	BYU	81 51	157	A	Cincinnati	51 48	
												227	H	Samford	59 65	
												256	H	Furman	67 62	
												288	H	Western Caro.	78 43	
												299	H	Kennesaw St.	82 40	
												342	H	South Carolina St.	64 50	
LAST 12 Division I GAMES:																
122	A	Arkansas	69 66	108	H	Vanderbilt	70 68									
102	A	Ole Miss	62 69	21	H	Texas A&M	69 59									
3	H	South Carolina	44 62	30	A	Missouri	45 63									
64	H	Florida	68 76	288	H	Western Caro.	78 43									
16	A	Kentucky	61 82	227	H	Samford	59 65									
3	A	South Carolina	63 66	58	H	Virginia	43 66									

Non-Div I Games:

Georgia

■ Loss,
■ Non-Conf, S Site,
■ Home
■ Away
N Neutral

Average RPI Win:	229	WON-LOST	WINNING	LAST 10	STRENGTH OF	OPP. STRENGTH	TEAM	ADJ.	CONF.	ADJ CONF.
Average RPI Loss:	177	RECORD	PCT. RANK	GAMES	SCHEDULE	OF SCHEDULE	RPI	RPI	RPI	RPI
DIV. I ONLY	7- 14	260	3- 7	263	225	283	283	21	21	
DIV. I NON-CONF.	3- 7	250	0- 1	164	179	243	243	19	19	
TOTALS	RPI 1-25	RPI 26-50	W-L RECORDS	RPI 51-100	RPI 101-150	RPI 150+				
7- 14	0- 1	0- 1	OVERALL	0- 1	1- 2	6- 9				
2- 8	0- 1	0- 0	HOME	0- 0	0- 1	2- 6				
4- 4	0- 0	0- 1	AWAY	0- 0	1- 1	3- 2				
1- 2	0- 0	0- 0	NEUTRAL	0- 1	0- 0	1- 1				
3- 7	0- 1	0- 1	NON-CONFERENCE	0- 1	0- 1	3- 3				
1- 3	0- 1	0- 0	HOME	0- 0	0- 0	1- 2				
1- 2	0- 0	0- 1	AWAY	0- 0	0- 1	1- 0				
1- 2	0- 0	0- 0	NEUTRAL	0- 1	0- 0	1- 1				
4- 7	0- 0	0- 0	CONFERENCE	0- 0	1- 1	3- 6				
1- 5	0- 0	0- 0	HOME	0- 0	0- 1	1- 4				
3- 2	0- 0	0- 0	AWAY	0- 0	1- 0	2- 2				
0- 0	0- 0	0- 0	NEUTRAL	0- 0	0- 0	0- 0				

RPI 1-25				RPI 26-50				RPI 51-100				RPI 101+ Team's RPI: 283			
RPI	S	Opponent	Score	RPI	S	Opponent	Score	RPI	S	Opponent	Score	RPI	S	Opponent	Score
25	H	Elon	67 84	50	A	Georgia Tech	42 73	96	N	Penn St.	42 69	105	A	Troy	68 65
												105	H	Troy	69 87
												113	A	Alabama	57 80
												178	N	American	59 58
												184	H	Appalachian St.	63 67
												189	A	Morehead St.	68 50
												192	A	Louisiana	65 72
												192	H	Louisiana	64 70
												211	H	Akron	66 78
												220	H	UNCW	66 72
												243	H	Coastal Caro.	67 73
												246	A	South Ala.	55 45
												246	H	South Ala.	47 77
												257	A	Ga. Southern	58 54
												265	N	Eastern Mich.	59 69
												299	H	Kennesaw St.	62 59
												332	A	La.-Monroe	63 72
												332	H	La.-Monroe	87 35
LAST 12 Division I GAMES:															
192	H	Louisiana	64 70	332	A	La.-Monroe	63 72								
332	H	La.-Monroe	87 35	192	A	Louisiana	65 72								
105	A	Troy	68 65	246	H	South Ala.	47 77								
246	A	South Ala.	55 45	105	H	Troy	69 87								
243	H	Coastal Caro.	67 73	257	A	Ga. Southern	58 54								
184	H	Appalachian St.	63 67	25	H	Elon	67 84								

Non-Div I Games: Allen

96 58

Georgia St.

Average RPI Win:	152	WON-LOST	WINNING	LAST 10	STRENGTH OF	OPP. STRENGTH	TEAM	ADJ.	CONF.	ADJ CONF.
Average RPI Loss:	46	RECORD	PCT. RANK	GAMES	SCHEDULE	OF SCHEDULE	RPI	RPI	RPI	RPI
DIV. I ONLY	13- 9	124	3- 7	28	49	50	50	3	3	
DIV. I NON-CONF.	11- 2	24	2- 1	87	125	37	37	4	4	
TOTALS	RPI 1-25	RPI 26-50	W-L RECORDS	RPI 51-100	RPI 101-150	RPI 150+				
13- 9	0- 4	2- 1	OVERALL	2- 2	2- 2	7- 0				
8- 4	0- 3	1- 1	HOME	0- 0	2- 0	5- 0				
3- 5	0- 1	0- 0	AWAY	1- 2	0- 2	2- 0				
2- 0	0- 0	1- 0	NEUTRAL	1- 0	0- 0	0- 0				
11- 2	0- 0	1- 1	NON-CONFERENCE	2- 0	2- 1	6- 0				
7- 1	0- 0	0- 1	HOME	0- 0	2- 0	5- 0				
2- 1	0- 0	0- 0	AWAY	1- 0	0- 1	1- 0				
2- 0	0- 0	1- 0	NEUTRAL	1- 0	0- 0	0- 0				
2- 7	0- 4	1- 0	CONFERENCE	0- 2	0- 1	1- 0				
1- 3	0- 3	1- 0	HOME	0- 0	0- 0	0- 0				
1- 4	0- 1	0- 0	AWAY	0- 2	0- 1	1- 0				
0- 0	0- 0	0- 0	NEUTRAL	0- 0	0- 0	0- 0				

RPI 1-25				RPI 26-50				Team's RPI: 50				RPI 51-100				RPI 101+			
RPI	S	Opponent	Score	RPI	S	Opponent	Score	RPI	S	Opponent	Score	RPI	S	Opponent	Score	RPI	S	Opponent	Score
2	H	Notre Dame	38 55	30	N	Missouri	72 70	58	A	Virginia	64 65	103	H	Mercer	70 50				
7	H	Florida St.	63 69	31	H	Michigan	52 92	62	A	Wake Forest	65 70	104	H	Georgia	52 45				
11	H	Duke	68 75	34	H	Syracuse	75 66	65	N	Dayton	81 68	113	A	Alabama	65 67				
14	A	Louisville	51 91					92	A	Middle Tenn.	61 60	118	A	Clemson	61 62				
												173	H	Princeton	67 51				
												174	A	Boston College	71 67				
												184	H	Appalachian St.	81 52				
												213	H	Alabama St.	70 48				
												227	H	Samford	62 57				
												283	H	Georgia St.	73 42				
												299	A	Kennesaw St.	86 49				
LAST 12 Division I GAMES:																			
58	A	Virginia	64 65	174	A	Boston College	71 67												
118	A	Clemson	61 62	11	H	Duke	68 75												
7	H	Florida St.	63 69	2	H	Notre Dame	38 55												
62	A	Wake Forest	65 70	173	H	Princeton	67 51												
14	A	Louisville	51 91	92	A	Middle Tenn.	61 60												
34	H	Syracuse	75 66	113	A	Alabama	65 67												

Non-Div I Games:

Georgia Tech

■ Loss,
■ Non-Conf, S Site,
■ Home
■ Away
N Neutral

Average RPI Win: 192	WON-LOST	WINNING	LAST 10	STRENGTH OF	OPP. STRENGTH	TEAM	ADJ.	CONF.	ADJ CONF.
Average RPI Loss: 139	RECORD	PCT. RANK	GAMES	SCHEDULE	OF SCHEDULE	RPI	RPI	RPI	RPI
DIV. I ONLY	19- 4	14	10- 0	239	98	77	77	15	15
DIV. I NON-CONF.	9- 2	37	0- 0	146	50	54	54	13	13
TOTALS	RPI 1-25	RPI 26-50	W-L RECORDS	RPI 51-100	RPI 101-150	RPI 150+			
19- 4	1- 1	1- 1	OVERALL	2- 0	3- 0	12- 2			
11- 1	0- 0	1- 0	HOME	2- 0	1- 0	7- 1			
7- 1	1- 0	0- 0	AWAY	0- 0	2- 0	4- 1			
1- 2	0- 1	0- 1	NEUTRAL	0- 0	0- 0	1- 0			
9- 2	1- 1	1- 1	NON-CONFERENCE	1- 0	1- 0	5- 0			
6- 0	0- 0	1- 0	HOME	1- 0	0- 0	4- 0			
2- 0	1- 0	0- 0	AWAY	0- 0	1- 0	0- 0			
1- 2	0- 1	0- 1	NEUTRAL	0- 0	0- 0	1- 0			
10- 2	0- 0	0- 0	CONFERENCE	1- 0	2- 0	7- 2			
5- 1	0- 0	0- 0	HOME	1- 0	1- 0	3- 1			
5- 1	0- 0	0- 0	AWAY	0- 0	1- 0	4- 1			
0- 0	0- 0	0- 0	NEUTRAL	0- 0	0- 0	0- 0			

RPI S	Opponent	Score	RPI S	Opponent	Score	RPI S	Opponent	Score	RPI S	Opponent	Score
7 N	Florida St.	69 87	31 N	Michigan	66 78	69 H	Washington St.	79 61	125 A	St. Mary's (CA)	79 75
9 A	Stanford	68 63	42 H	Northwestern	67 56	97 H	BYU	87 52	144 A	Eastern Wash.	73 54
									149 H	San Francisco	61 46
									156 A	Santa Clara	50 49
									156 H	Santa Clara	51 39
									209 H	Pacific	63 65
									210 A	Loyola Marymount	80 56
									217 A	San Diego	57 55
									228 H	Colgate	72 42
									241 H	Presbyterian	79 39
									273 A	Portland	85 50
									273 H	Portland	67 55
									307 A	Pepperdine	69 79
									307 H	Pepperdine	83 61
									308 H	Nicholls St.	78 46
									325 N	Winthrop	71 41
									327 H	UC Irvine	102 38
LAST 12 Division I GAMES:											
156 A	Santa Clara	50 49	125 A	St. Mary's (CA)	79 75						
97 H	BYU	87 52	210 A	Loyola Marymount	80 56						
307 H	Pepperdine	83 61	273 H	Portland	67 55						
217 A	San Diego	57 55	149 H	San Francisco	61 46						
273 A	Portland	85 50	209 H	Pacific	63 65						
156 H	Santa Clara	51 39	307 A	Pepperdine	69 79						

Non-Div I Games:

Gonzaga

■ Loss,
 ■ Non-Conf, S Site,
 ■ Home
 ■ Away
 N Neutral

Average RPI Win:	298	WON-LOST	WINNING	LAST 10	STRENGTH OF	OPP. STRENGTH	TEAM	ADJ.	CONF.	ADJ CONF.
Average RPI Loss:	150	RECORD	PCT. RANK	GAMES	SCHEDULE	OF SCHEDULE	RPI	RPI	RPI	RPI
DIV. I ONLY	9- 12	211	7- 3	317	266	247	247	30	30	
DIV. I NON-CONF.	2- 9	293	1- 1	235	88	267	267	30	30	
TOTALS	RPI 1-25	RPI 26-50	W-L RECORDS	RPI 51-100	RPI 101-150	RPI 150+				
9- 12	0- 1	0- 1	OVERALL	0- 2	0- 3	9- 5				
4- 2	0- 0	0- 0	HOME	0- 0	0- 0	4- 2				
5- 8	0- 0	0- 0	AWAY	0- 0	0- 0	5- 1				
0- 2	0- 0	0- 0	NEUTRAL	0- 1	0- 1	0- 0				
2- 9	0- 1	0- 1	NON-CONFERENCE	0- 2	0- 3	2- 2				
0- 1	0- 0	0- 0	HOME	0- 0	0- 0	0- 1				
2- 6	0- 1	0- 1	AWAY	0- 1	0- 2	2- 1				
0- 2	0- 0	0- 0	NEUTRAL	0- 1	0- 1	0- 0				
7- 3	0- 0	0- 0	CONFERENCE	0- 0	0- 0	7- 3				
4- 1	0- 0	0- 0	HOME	0- 0	0- 0	4- 1				
3- 2	0- 0	0- 0	AWAY	0- 0	0- 0	3- 2				
0- 0	0- 0	0- 0	NEUTRAL	0- 0	0- 0	0- 0				

RPI 1-25				RPI 26-50				RPI 51-100				RPI 101+ Team's RPI: 247			
RPI	S	Opponent	Score	RPI	S	Opponent	Score	RPI	S	Opponent	Score	RPI	S	Opponent	Score
20	A	Miami (FL)	61 89	33	A	Tulane	56 79	72	A	Southern California	64 75	115	N	Fordham	53 59
								99	N	SMU	36 56	120	A	Arizona	46 73
												143	A	TCU	47 83
												161	A	Louisiana Tech	55 69
												207	A	Texas Southern	61 69
												213	A	Alabama St.	60 45
												236	A	Southern U.	70 63
												236	H	Southern U.	68 71
												276	H	Mississippi Val.	88 67
												289	A	Prairie View	49 51
												295	H	Ark.-Pine Bluff	56 54
												302	H	Alcorn	86 63
												308	H	Nicholls St.	60 71
												332	A	La.-Monroe	59 54
												334	A	Southeastern La.	87 71
												347	H	Jackson St.	90 85
												349	A	Alabama A&M	68 53
LAST 12 Division I GAMES:															
236	A	Southern U.	70 63	302	H	Alcorn	86 63								
276	H	Mississippi Val.	88 67	236	H	Southern U.	68 71								
295	H	Ark.-Pine Bluff	56 54	349	A	Alabama A&M	68 53								
347	H	Jackson St.	90 85	213	A	Alabama St.	60 45								
289	A	Prairie View	49 51	334	A	Southeastern La.	87 71								
207	A	Texas Southern	61 69	99	N	SMU	36 56								

Non-Div I Games:

Grambling

■ Loss,
 ■ Non-Conf,
 ■ S Site,
 ■ Home
 ■ A Away
 N Neutral

Grand Canyon

Through Games Of Feb. 4, 2017

Average RPI Win:	284	WON-LOST	WINNING	LAST 10	STRENGTH OF	OPP. STRENGTH	TEAM	ADJ.	CONF.	ADJ CONF.
Average RPI Loss:	162	RECORD	PCT. RANK	GAMES	SCHEDULE	OF SCHEDULE	RPI	RPI	RPI	RPI
DIV. I ONLY	11- 8	134	5- 4	321	256	222	222	29	29	
DIV. I NON-CONF.	7- 5	137	3- 1	291	194	196	196	29	29	
TOTALS	RPI 1-25	RPI 26-50	W-L RECORDS	RPI 51-100	RPI 101-150	RPI 150+				
11- 8	0- 2	0- 0	OVERALL	0- 0	1- 0	10- 6				
9- 2	0- 1	0- 0	HOME	0- 0	1- 0	8- 1				
2- 6	0- 1	0- 0	AWAY	0- 0	0- 0	2- 5				
0- 0	0- 0	0- 0	NEUTRAL	0- 0	0- 0	0- 0				
7- 5	0- 2	0- 0	NON-CONFERENCE	0- 0	1- 0	6- 3				
6- 1	0- 1	0- 0	HOME	0- 0	1- 0	5- 0				
1- 4	0- 1	0- 0	AWAY	0- 0	0- 0	1- 3				
0- 0	0- 0	0- 0	NEUTRAL	0- 0	0- 0	0- 0				
4- 3	0- 0	0- 0	CONFERENCE	0- 0	0- 0	4- 3				
3- 1	0- 0	0- 0	HOME	0- 0	0- 0	3- 1				
1- 2	0- 0	0- 0	AWAY	0- 0	0- 0	1- 2				
0- 0	0- 0	0- 0	NEUTRAL	0- 0	0- 0	0- 0				

RPI	S	Opponent	Score	RPI	S	Opponent	Score	RPI	S	Opponent	Score	RPI	S	Opponent	Score	Team's RPI: 222
8	H	Washington	66 101									137	H	Idaho	64 60	
11	A	Duke	47 90									164	A	UC Riverside	64 77	
												180	A	Rice	50 64	
												197	H	New Mexico St.	65 81	
												214	A	Seattle U	60 86	
												232	A	Hawaii	47 51	
												250	H	UTRGV	60 59	
												270	H	Cal Poly	64 59	
												272	A	Southern Utah	76 73	
												287	A	CSU Bakersfield	59 74	
												295	H	Northern Ariz.	76 65	
												301	H	Denver	73 70	
												302	H	Alcorn	77 44	
												310	H	UMKC	75 64	
												328	H	Chicago St.	57 39	
												330	H	Fla. Atlantic	81 60	
												331	A	Utah Valley	62 46	
LAST 12 Division I GAMES:																
287	A	CSU Bakersfield	59 74	331	A	Utah Valley	62 46									
328	H	Chicago St.	57 39	232	A	Hawaii	47 51									
310	H	UMKC	75 64	295	H	Northern Ariz.	76 65									
214	A	Seattle U	60 86	272	A	Southern Utah	76 73									
250	H	UTRGV	60 59	270	H	Cal Poly	64 59									
197	H	New Mexico St.	65 81	330	H	Fla. Atlantic	81 60									

Non-Div I Games: Chaminade 85 55

Grand Canyon

■ Loss,
 ■ Non-Conf, S Site,
 ■ Home
 ■ Away
 N Neutral

Average RPI Win:	167	WON-LOST	WINNING	LAST 10	STRENGTH OF	OPP. STRENGTH	TEAM	ADJ.	CONF.	ADJ CONF.
Average RPI Loss:	128	RECORD	PCT. RANK	GAMES	SCHEDULE	OF SCHEDULE	RPI	RPI	RPI	RPI
DIV. I ONLY	19- 4	14	1- 3	92	129	35	35	19	19	
DIV. I NON-CONF.	9- 2	37	0- 1	12	17	5	5	20	20	
TOTALS	RPI 1-25	RPI 26-50	W-L RECORDS	RPI 51-100	RPI 101-150	RPI 150+				
19- 4	1- 1	3- 0	OVERALL	3- 0	2- 1	10- 2				
10- 1	1- 0	1- 0	HOME	1- 0	2- 0	5- 1				
9- 3	0- 1	2- 0	AWAY	2- 0	0- 1	5- 1				
0- 0	0- 0	0- 0	NEUTRAL	0- 0	0- 0	0- 0				
9- 2	1- 1	3- 0	NON-CONFERENCE	3- 0	0- 0	2- 1				
4- 1	1- 0	1- 0	HOME	1- 0	0- 0	1- 1				
5- 1	0- 1	2- 0	AWAY	2- 0	0- 0	1- 0				
0- 0	0- 0	0- 0	NEUTRAL	0- 0	0- 0	0- 0				
10- 2	0- 0	0- 0	CONFERENCE	0- 0	2- 1	8- 1				
6- 0	0- 0	0- 0	HOME	0- 0	2- 0	4- 0				
4- 2	0- 0	0- 0	AWAY	0- 0	0- 1	4- 1				
0- 0	0- 0	0- 0	NEUTRAL	0- 0	0- 0	0- 0				

RPI S	Opponent	Score	RPI S	Opponent	Score	Team's RPI: 35	RPI S	Opponent	Score	RPI S	Opponent	Score
2	A Notre Dame	67 71	28	H Drake	71 48		55	H Little Rock	57 31	141	H Wright St.	62 41
25	H Elon	71 56	39	A South Dakota St.	67 43		78	A Belmont	62 53	147	A Detroit	72 76
			40	A Marquette	78 63		94	A Chattanooga	71 55	147	H Detroit	60 55
										160	A Oakland	71 74
										160	H Oakland	89 47
										169	H Milwaukee	89 47
										194	A Cleveland St.	65 51
										203	H Wisconsin	53 54
										230	A Bradley	68 43
										231	H Butler	61 34
										262	H Northern Ky.	70 39
										316	A Youngstown St.	84 51
										320	A Valparaiso	75 36
										320	H Valparaiso	56 35
										326	A Ill.-Chicago	79 65
LAST 12 Division I GAMES:												
2	A Notre Dame	67 71	320	H Valparaiso	56 35							
147	A Detroit	72 76	160	H Oakland	89 47							
160	A Oakland	71 74	147	H Detroit	60 55							
194	A Cleveland St.	65 51	326	A Ill.-Chicago	79 65							
316	A Youngstown St.	84 51	320	A Valparaiso	75 36							
169	H Milwaukee	89 47	141	H Wright St.	62 41							

Non-Div I Games:

Green Bay

■ Loss,
■ Non-Conf, S Site,
■ Home
■ Away
N Neutral

Average RPI Win:	259	WON-LOST	WINNING	LAST 10	STRENGTH OF	OPP. STRENGTH	TEAM	ADJ.	CONF.	ADJ CONF.
Average RPI Loss:	102	RECORD	PCT. RANK	GAMES	SCHEDULE	OF SCHEDULE	RPI	RPI	RPI	RPI
DIV. I ONLY	13- 9	124	8- 2	259	190	157	157	32	32	
DIV. I NON-CONF.	6- 7	182	1- 2	86	40	97	97	31	31	
TOTALS	RPI 1-25	RPI 26-50	W-L RECORDS	RPI 51-100	RPI 101-150	RPI 150+				
13- 9	0- 1	1- 3	OVERALL	0- 2	1- 1	11- 2				
7- 1	0- 0	1- 0	HOME	0- 0	0- 0	6- 1				
2- 8	0- 1	0- 3	AWAY	0- 2	0- 1	2- 1				
4- 0	0- 0	0- 0	NEUTRAL	0- 0	1- 0	3- 0				
6- 7	0- 1	1- 3	NON-CONFERENCE	0- 2	1- 1	4- 0				
2- 0	0- 0	1- 0	HOME	0- 0	0- 0	1- 0				
0- 7	0- 1	0- 3	AWAY	0- 2	0- 1	0- 0				
4- 0	0- 0	0- 0	NEUTRAL	0- 0	1- 0	3- 0				
7- 2	0- 0	0- 0	CONFERENCE	0- 0	0- 0	7- 2				
5- 1	0- 0	0- 0	HOME	0- 0	0- 0	5- 1				
2- 1	0- 0	0- 0	AWAY	0- 0	0- 0	2- 1				
0- 0	0- 0	0- 0	NEUTRAL	0- 0	0- 0	0- 0				

RPI 1-25				RPI 26-50				RPI 51-100				RPI 101+ Team's RPI: 157			
RPI	S	Opponent	Score	RPI	S	Opponent	Score	RPI	S	Opponent	Score	RPI	S	Opponent	Score
3	A	South Carolina	38 92	32	H	Temple	71 65	51	A	Iowa	51 84	131	A	Old Dominion	58 61
				38	A	North Carolina St.	56 81	89	A	FGCU	49 60	134	N	Maine	58 49
				42	A	Northwestern	48 67					227	N	Samford	63 57
				44	A	James Madison	50 71					238	H	Richmond	72 45
												249	H	UMES	65 68
												258	A	Norfolk St.	58 57
												263	H	Coppin St.	78 54
												271	A	Savannah St.	51 55
												271	H	Savannah St.	75 46
												275	H	N.C. A&T	64 57
												313	N	Saint Peter's	71 42
												324	N	Lafayette	58 55
												342	H	South Carolina St.	80 46
												343	A	Delaware St.	83 52
												345	H	N.C. Central	60 36
LAST 12 Division I GAMES:															
271	A	Savannah St.	51 55	271	H	Savannah St.	75 46								
249	H	UMES	65 68	342	H	South Carolina St.	80 46								
263	H	Coppin St.	78 54	275	H	N.C. A&T	64 57								
258	A	Norfolk St.	58 57	227	N	Samford	63 57								
345	H	N.C. Central	60 36	89	A	FGCU	49 60								
343	A	Delaware St.	83 52	131	A	Old Dominion	58 61								

Non-Div I Games:

Hampton

■ Loss,
 ■ Non-Conf, S Site,
 ■ Home
 ■ Away
 N Neutral

Average RPI Win: 232	WON-LOST	WINNING	LAST 10	STRENGTH OF	OPP. STRENGTH	TEAM	ADJ.	CONF.	ADJ CONF.
Average RPI Loss: 147	RECORD	PCT. RANK	GAMES	SCHEDULE	OF SCHEDULE	RPI	RPI	RPI	RPI
DIV. I ONLY	14- 8	106	6- 4	237	218	151	151	22	22
DIV. I NON-CONF.	9- 4	85	2- 1	207	229	128	128	21	21
TOTALS	RPI 1-25	RPI 26-50	W-L RECORDS	RPI 51-100	RPI 101-150	RPI 150+			
14- 8	0- 0	0- 0	OVERALL	0- 3	1- 1	13- 4			
7- 3	0- 0	0- 0	HOME	0- 2	0- 0	7- 1			
5- 5	0- 0	0- 0	AWAY	0- 1	1- 1	4- 3			
2- 0	0- 0	0- 0	NEUTRAL	0- 0	0- 0	2- 0			
9- 4	0- 0	0- 0	NON-CONFERENCE	0- 2	1- 0	8- 2			
3- 3	0- 0	0- 0	HOME	0- 2	0- 0	3- 1			
4- 1	0- 0	0- 0	AWAY	0- 0	1- 0	3- 1			
2- 0	0- 0	0- 0	NEUTRAL	0- 0	0- 0	2- 0			
5- 4	0- 0	0- 0	CONFERENCE	0- 1	0- 1	5- 2			
4- 0	0- 0	0- 0	HOME	0- 0	0- 0	4- 0			
1- 4	0- 0	0- 0	AWAY	0- 1	0- 1	1- 2			
0- 0	0- 0	0- 0	NEUTRAL	0- 0	0- 0	0- 0			

RPI S	Opponent	Score	RPI S	Opponent	Score	RPI S	Opponent	Score	RPI S	Opponent	Score	Team's RPI: 151
						53	H Quinnipiac	59 82	106	A Delaware	67 66	
						89	H FGCU	63 70	134	A Maine	62 73	
						93	A New Hampshire	50 58	159	H Providence	65 77	
									165	A Albany (NY)	71 82	
									174	H Boston College	65 56	
									193	H Sacred Heart	81 64	
									196	A Hofstra	69 67	
									199	A Siena	80 76	
									204	H Binghamton	76 73	
									221	A Niagara	62 75	
									225	N Monmouth	75 72	
									229	A UMBC	80 73	
									255	H Stony Brook	65 52	
									258	N Norfolk St.	61 51	
									264	A Vermont	70 76	
									264	H Vermont	68 55	
									298	H Massachusetts	75 56	
									309	A Central Conn. St.	68 58	
									338	H UMass Lowell	80 59	
LAST 12 Division I GAMES:												
264	A Vermont	70 76	338	H UMass Lowell	80 59							
165	A Albany (NY)	71 82	229	A UMBC	80 73							
204	H Binghamton	76 73	264	H Vermont	68 55							
93	A New Hampshire	50 58	196	A Hofstra	69 67							
255	H Stony Brook	65 52	106	A Delaware	67 66							
134	A Maine	62 73	53	H Quinnipiac	59 82							

Non-Div I Games:

Hartford

■ Loss,
 ■ Non-Conf, S Site,
 ■ Home
 ■ Away
 N Neutral

Average RPI Win:	176	WON-LOST	WINNING	LAST 10	STRENGTH OF	OPP. STRENGTH	TEAM	ADJ.	CONF.	ADJ CONF.
Average RPI Loss:	116	RECORD	PCT. RANK	GAMES	SCHEDULE	OF SCHEDULE	RPI	RPI	RPI	RPI
DIV. I ONLY	16- 3	13	8- 2	127	138	36	36	9	9	
DIV. I NON-CONF.	12- 1	7	6- 0	150	177	24	24	9	9	
TOTALS	RPI 1-25	RPI 26-50	W-L RECORDS	RPI 51-100	RPI 101-150	RPI 150+				
16- 3	0- 0	1- 0	OVERALL	2- 1	3- 1	10- 1				
8- 0	0- 0	1- 0	HOME	1- 0	2- 0	4- 0				
6- 3	0- 0	0- 0	AWAY	0- 1	1- 1	5- 1				
2- 0	0- 0	0- 0	NEUTRAL	1- 0	0- 0	1- 0				
12- 1	0- 0	1- 0	NON-CONFERENCE	1- 1	2- 0	8- 0				
5- 0	0- 0	1- 0	HOME	0- 0	1- 0	3- 0				
5- 1	0- 0	0- 0	AWAY	0- 1	1- 0	4- 0				
2- 0	0- 0	0- 0	NEUTRAL	1- 0	0- 0	1- 0				
4- 2	0- 0	0- 0	CONFERENCE	1- 0	1- 1	2- 1				
3- 0	0- 0	0- 0	HOME	1- 0	1- 0	1- 0				
1- 2	0- 0	0- 0	AWAY	0- 0	0- 1	1- 1				
0- 0	0- 0	0- 0	NEUTRAL	0- 0	0- 0	0- 0				

RPI S	Opponent	Score	RPI S	Opponent	Score	RPI S	Opponent	Score	RPI S	Opponent	Score
			32 H	Temple	73 62	54 A	Minnesota	87 103	121 A	Penn	43 63
						71 N	Buffalo	74 62	134 H	Maine	69 62
						91 H	Cornell	62 59	142 A	Kansas	69 59
									145 H	Columbia	70 68
									171 A	La Salle	66 64
									173 A	Princeton	58 63
									177 H	Fairfield	58 44
									193 A	Sacred Heart	68 60
									199 A	Siena	65 58
									212 A	Dartmouth	70 61
									212 H	Dartmouth	70 65
									224 N	UNC Asheville	79 62
									227 H	Samford	57 52
									277 A	Boston U.	65 52
									306 H	NJIT	59 38
LAST 12 Division I GAMES:											
173 A	Princeton	58 63	212 H	Dartmouth	70 65						
121 A	Penn	43 63	71 N	Buffalo	74 62						
145 H	Columbia	70 68	224 N	UNC Asheville	79 62						
91 H	Cornell	62 59	199 A	Siena	65 58						
212 A	Dartmouth	70 61	142 A	Kansas	69 59						
171 A	La Salle	66 64	306 H	NJIT	59 38						

Non-Div I Games:

Harvard

■ Loss,
 ■ Non-Conf, S Site,
 ■ Home
 ■ Away
 N Neutral

Average RPI Win:	277	WON-LOST	WINNING	LAST 10	STRENGTH OF	OPP. STRENGTH	TEAM	ADJ.	CONF.	ADJ CONF.
Average RPI Loss:	138	RECORD	PCT. RANK	GAMES	SCHEDULE	OF SCHEDULE	RPI	RPI	RPI	RPI
DIV. I ONLY	7- 13	248	5- 5	171	200	232	232	25	25	
DIV. I NON-CONF.	3- 8	262	1- 2	85	156	235	235	23	23	
TOTALS	RPI 1-25	RPI 26-50	W-L RECORDS	RPI 51-100	RPI 101-150	RPI 150+				
7- 13	0- 2	0- 1	OVERALL	0- 4	0- 0	7- 6				
6- 3	0- 1	0- 1	HOME	0- 0	0- 0	6- 1				
1- 10	0- 1	0- 0	AWAY	0- 4	0- 0	1- 5				
0- 0	0- 0	0- 0	NEUTRAL	0- 0	0- 0	0- 0				
3- 8	0- 2	0- 1	NON-CONFERENCE	0- 2	0- 0	3- 3				
3- 3	0- 1	0- 1	HOME	0- 0	0- 0	3- 1				
0- 5	0- 1	0- 0	AWAY	0- 2	0- 0	0- 2				
0- 0	0- 0	0- 0	NEUTRAL	0- 0	0- 0	0- 0				
4- 5	0- 0	0- 0	CONFERENCE	0- 2	0- 0	4- 3				
3- 0	0- 0	0- 0	HOME	0- 0	0- 0	3- 0				
1- 5	0- 0	0- 0	AWAY	0- 2	0- 0	1- 3				
0- 0	0- 0	0- 0	NEUTRAL	0- 0	0- 0	0- 0				

RPI 1-25				RPI 26-50				RPI 51-100				RPI 101+ Team's RPI: 232			
RPI	S	Opponent	Score	RPI	S	Opponent	Score	RPI	S	Opponent	Score	RPI	S	Opponent	Score
4	H	Mississippi St.	41 66	37	H	Oregon	49 86	72	A	Southern California	44 76	164	A	UC Riverside	45 63
13	A	UCLA	49 72					85	A	Boise St.	49 61	197	H	New Mexico St.	56 53
								95	A	UC Davis	55 70	198	A	CSUN	56 67
								100	A	Long Beach St.	57 68	206	H	San Jose St.	61 77
												222	H	Grand Canyon	51 47
												242	A	UC Santa Barbara	62 74
												270	A	Cal Poly	87 79
												270	H	Cal Poly	66 57
												287	A	CSU Bakersfield	51 58
												291	A	Nevada	59 67
												316	H	Youngstown St.	72 50
												327	H	UC Irvine	79 62
												339	H	Cal St. Fullerton	60 50
LAST 12 Division I GAMES:															
198	A	CSUN	56 67	339	H	Cal St. Fullerton	60 50	95	A	UC Davis	55 70				
164	A	UC Riverside	45 63	100	A	Long Beach St.	57 68	222	H	Grand Canyon	51 47				
270	H	Cal Poly	66 57	85	A	Boise St.	49 61	291	A	Nevada	59 67				
327	H	UC Irvine	79 62												
242	A	UC Santa Barbara	62 74												
270	A	Cal Poly	87 79												

Non-Div I Games: Hawaii Pacific 88 54

Hawaii

■ Loss,
 ■ Non-Conf, S Site,
 ■ Home
 ■ Away
 N Neutral

RPI 1-25				RPI 26-50				RPI 51-100				RPI 101+				Team's RPI: 293	
RPI	S	Opponent	Score	RPI	S	Opponent	Score	RPI	S	Opponent	Score	RPI	S	Opponent	Score		
				47	H	Ohio	48 76	63	A	West Virginia	59 82	102	A	Ole Miss	62 73		
												128	A	Radford	56 59		
												132	H	Stetson	47 81		
												205	A	UAB	66 75		
												223	A	Campbell	33 58		
												224	A	UNC Asheville	76 60		
												224	H	UNC Asheville	81 70		
												241	H	Presbyterian	87 60		
												254	H	UNCG	67 69		
												258	H	Norfolk St.	60 63		
												269	A	Liberty	74 81		
												279	H	Charleston So.	68 74		
												281	A	Davidson	72 82		
												288	A	Western Caro.	64 73		
												290	H	Gardner-Webb	71 69		
												325	H	Winthrop	88 43		
												335	A	Longwood	80 49		
LAST 12 Division I GAMES:																	
				224	H	UNC Asheville	81 70	224	A	UNC Asheville	76 60						
				335	A	Longwood	80 49	279	H	Charleston So.	68 74						
				241	H	Presbyterian	87 60	269	A	Liberty	74 81						
				223	A	Campbell	33 58	325	H	Winthrop	88 43						
				290	H	Gardner-Webb	71 69	254	H	UNCG	67 69						
				128	A	Radford	56 59	288	A	Western Caro.	64 73						

Loss, Non-Conf, S Site, H Home A Away N Neutral

Average RPI Win:	212	WON-LOST	WINNING	LAST 10	STRENGTH OF	OPP. STRENGTH	TEAM	ADJ.	CONF.	ADJ CONF.
Average RPI Loss:	125	RECORD	PCT. RANK	GAMES	SCHEDULE	OF SCHEDULE	RPI	RPI	RPI	RPI
DIV. I ONLY	8- 12	229	1- 9	130	163	196	196	8	8	
DIV. I NON-CONF.	7- 4	114	2- 1	171	313	119	119	8	8	

TOTALS	RPI 1-25	RPI 26-50	W-L RECORDS	RPI 51-100	RPI 101-150	RPI 150+				
8- 12	0- 1	0- 2	OVERALL	1- 2	1- 2	6- 5				
4- 6	0- 1	0- 1	HOME	0- 0	0- 1	4- 3				
4- 6	0- 0	0- 1	AWAY	1- 2	1- 1	2- 2				
0- 0	0- 0	0- 0	NEUTRAL	0- 0	0- 0	0- 0				
7- 4	0- 0	0- 0	NON-CONFERENCE	1- 1	1- 1	5- 2				
4- 1	0- 0	0- 0	HOME	0- 0	0- 0	4- 1				
3- 3	0- 0	0- 0	AWAY	1- 1	1- 1	1- 1				
0- 0	0- 0	0- 0	NEUTRAL	0- 0	0- 0	0- 0				
1- 8	0- 1	0- 2	CONFERENCE	0- 1	0- 1	1- 3				
0- 5	0- 1	0- 1	HOME	0- 0	0- 1	0- 2				
1- 3	0- 0	0- 1	AWAY	0- 1	0- 0	1- 1				
0- 0	0- 0	0- 0	NEUTRAL	0- 0	0- 0	0- 0				

RPI 1-25				RPI 26-50				RPI 51-100				RPI 101+				Team's RPI: 196	
RPI	S	Opponent	Score	RPI	S	Opponent	Score	RPI	S	Opponent	Score	RPI	S	Opponent	Score		
25	H	Elon	53 64	44	A	James Madison	57 93	71	A	Buffalo	50 74	106	H	Delaware	56 73		
				44	H	James Madison	50 61	86	A	Drexel	43 65	119	A	Navy	69 78		
								95	A	UC Davis	64 60	139	A	Saint Joseph's	75 64		
												151	H	Hartford	67 69		
												154	A	Towson	70 61		
												175	H	Northeastern	51 53		
												178	H	American	72 67		
												182	A	Col. of Charleston	55 71		
												220	H	UNCW	54 56		
												233	H	Marist	62 42		
												255	A	Stony Brook	67 64		
												280	A	Sacramento St.	85 97		
												298	H	Massachusetts	71 55		
												343	H	Delaware St.	64 44		
LAST 12 Division I GAMES:																	
				44	H	James Madison	50 61					154	A	Towson	70 61		
				25	H	Elon	53 64					44	A	James Madison	57 93		
				182	A	Col. of Charleston	55 71					175	H	Northeastern	51 53		
				86	A	Drexel	43 65					151	H	Hartford	67 69		
				220	H	UNCW	54 56					139	A	Saint Joseph's	75 64		
				106	H	Delaware	56 73					178	H	American	72 67		

Non-Div I Games:

Hofstra

■ Loss,
 ■ Non-Conf, S Site,
 ■ Home
 ■ Away
 N Neutral

Holy Cross

Through Games Of Feb. 4, 2017

Average RPI Win:	241	WON-LOST	WINNING	LAST 10	STRENGTH OF	OPP. STRENGTH	TEAM	ADJ.	CONF.	ADJ CONF.
Average RPI Loss:	179	RECORD	PCT. RANK	GAMES	SCHEDULE	OF SCHEDULE	RPI	RPI	RPI	RPI
DIV. I ONLY	6- 16	287	4- 6	232	260	304	304	23	23	
DIV. I NON-CONF.	2- 9	293	0- 1	299	249	339	339	25	25	
TOTALS	RPI 1-25	RPI 26-50	W-L RECORDS	RPI 51-100	RPI 101-150	RPI 150+				
6- 16	0- 0	0- 1	OVERALL	1- 3	0- 3	5- 9				
4- 7	0- 0	0- 0	HOME	1- 2	0- 2	3- 3				
2- 9	0- 0	0- 1	AWAY	0- 1	0- 1	2- 6				
0- 0	0- 0	0- 0	NEUTRAL	0- 0	0- 0	0- 0				
2- 9	0- 0	0- 1	NON-CONFERENCE	0- 2	0- 1	2- 5				
2- 3	0- 0	0- 0	HOME	0- 2	0- 1	2- 0				
0- 6	0- 0	0- 1	AWAY	0- 0	0- 0	0- 5				
0- 0	0- 0	0- 0	NEUTRAL	0- 0	0- 0	0- 0				
4- 7	0- 0	0- 0	CONFERENCE	1- 1	0- 2	3- 4				
2- 4	0- 0	0- 0	HOME	1- 0	0- 1	1- 3				
2- 3	0- 0	0- 0	AWAY	0- 1	0- 1	2- 1				
0- 0	0- 0	0- 0	NEUTRAL	0- 0	0- 0	0- 0				

RPI S	Opponent	Score	RPI S	Opponent	Score	RPI S	Opponent	Score	RPI S	Opponent	Score	Team's RPI: 304
26	A Arizona St.	33 63	53	H Quinnipiac	55 78	119	A Navy	56 57				
			61	A Bucknell	48 77	119	H Navy	71 73				
			61	H Bucknell	63 51	150	H Yale	70 71				
			96	H Penn St.	48 84	170	H Army West Point	59 67				
						178	A American	61 60				
						212	A Dartmouth	49 53				
						228	A Colgate	52 70				
						228	H Colgate	54 62				
						233	H Marist	50 46				
						264	A Vermont	52 63				
						267	A Manhattan	56 60				
						277	H Boston U.	49 66				
						292	A Bryant	74 76				
						298	A Massachusetts	66 69				
						312	H Lehigh	65 47				
						324	A Lafayette	67 61				
						338	H UMass Lowell	62 47				
LAST 12 Division I GAMES:												
61	H Bucknell	63 51	324	A Lafayette	67 61							
228	A Colgate	52 70	61	A Bucknell	48 77							
119	H Navy	71 73	228	H Colgate	54 62							
178	A American	61 60	119	A Navy	56 57							
170	H Army West Point	59 67	277	H Boston U.	49 66							
312	H Lehigh	65 47	26	A Arizona St.	33 63							

Non-Div I Games:

Holy Cross

■ Loss,
 ■ Non-Conf, S Site,
 ■ Home
 ■ Away
 N Neutral

Average RPI Win:	206	WON-LOST	WINNING	LAST 10	STRENGTH OF	OPP. STRENGTH	TEAM	ADJ.	CONF.	ADJ CONF.
Average RPI Loss:	94	RECORD	PCT. RANK	GAMES	SCHEDULE	OF SCHEDULE	RPI	RPI	RPI	RPI
DIV. I ONLY	9- 14	231	2- 8	82	92	163	163	5	5	
DIV. I NON-CONF.	7- 6	157	1- 1	158	232	151	151	5	5	
TOTALS	RPI 1-25	RPI 26-50	W-L RECORDS	RPI 51-100	RPI 101-150	RPI 150+				
9- 14	0- 1	0- 3	OVERALL	0- 4	3- 3	6- 3				
5- 6	0- 0	0- 2	HOME	0- 1	1- 2	4- 1				
4- 7	0- 1	0- 1	AWAY	0- 3	2- 0	2- 2				
0- 1	0- 0	0- 0	NEUTRAL	0- 0	0- 1	0- 0				
7- 6	0- 0	0- 0	NON-CONFERENCE	0- 3	1- 2	6- 1				
4- 2	0- 0	0- 0	HOME	0- 0	0- 1	4- 1				
3- 3	0- 0	0- 0	AWAY	0- 3	1- 0	2- 0				
0- 1	0- 0	0- 0	NEUTRAL	0- 0	0- 1	0- 0				
2- 8	0- 1	0- 3	CONFERENCE	0- 1	2- 1	0- 2				
1- 4	0- 0	0- 2	HOME	0- 1	1- 1	0- 0				
1- 4	0- 1	0- 1	AWAY	0- 0	1- 0	0- 2				
0- 0	0- 0	0- 0	NEUTRAL	0- 0	0- 0	0- 0				

RPI	S	Opponent	Score	RPI	S	Opponent	Score	RPI	S	Opponent	Score	RPI	S	Opponent	Score	Team's RPI: 163
1	A	UConn	42 91	32	H	Temple	57 69	60	A	Texas Tech	60 84	103	H	Mercer	60 64	
				33	A	Tulane	56 82	76	A	UNLV	53 64	112	N	Central Ark.	55 69	
				33	H	Tulane	49 57	99	H	SMU	45 66	124	A	East Carolina	73 62	
								100	A	Long Beach St.	55 65	138	H	Tulsa	71 66	
												140	H	UCF	48 62	
												148	A	UTSA	56 49	
												157	A	Cincinnati	64 85	
												181	H	Texas St.	56 61	
												182	H	Col. of Charleston	79 63	
												187	H	Rutgers	53 51	
												191	A	Memphis	65 66	
												192	A	Louisiana	69 64	
												250	A	UTRGV	68 52	
												302	H	Alcorn	85 70	
												334	H	Southeastern La.	83 80	
LAST 12 Division I GAMES:																
124	A	East Carolina	73 62	33	A	Tulane	56 82									
33	H	Tulane	49 57	140	H	UCF	48 62									
1	A	UConn	42 91	157	A	Cincinnati	64 85									
191	A	Memphis	65 66	138	H	Tulsa	71 66									
99	H	SMU	45 66	302	H	Alcorn	85 70									
32	H	Temple	57 69	112	N	Central Ark.	55 69									

Non-Div I Games:

Houston

 Loss,
 Non-Conf,
 S Site,
 H Home
 A Away
N Neutral

Houston Baptist

Through Games Of Feb. 4, 2017

Average RPI Win:	328	WON-LOST	WINNING	LAST 10	STRENGTH OF	OPP. STRENGTH	TEAM	ADJ.	CONF.	ADJ CONF.
Average RPI Loss:	196	RECORD	PCT. RANK	GAMES	SCHEDULE	OF SCHEDULE	RPI	RPI	RPI	RPI
DIV. I ONLY	3- 15	324	3- 7	303	285	337	337	27	27	
DIV. I NON-CONF.	0- 8	335	0- 2	118	184	318	318	27	27	
TOTALS	RPI 1-25	RPI 26-50	W-L RECORDS	RPI 51-100	RPI 101-150	RPI 150+				
3- 15	0- 2	0- 0	OVERALL	0- 0	0- 4	3- 9				
3- 7	0- 0	0- 0	HOME	0- 0	0- 2	3- 5				
0- 8	0- 0	0- 0	AWAY	0- 0	0- 0	0- 2				
0- 0	0- 0	0- 0	NEUTRAL	0- 0	0- 0	0- 0				
0- 8	0- 2	0- 0	NON-CONFERENCE	0- 0	0- 2	0- 4				
0- 4	0- 0	0- 0	HOME	0- 0	0- 1	0- 3				
0- 4	0- 2	0- 0	AWAY	0- 0	0- 1	0- 1				
0- 0	0- 0	0- 0	NEUTRAL	0- 0	0- 0	0- 0				
3- 7	0- 0	0- 0	CONFERENCE	0- 0	0- 2	3- 5				
3- 3	0- 0	0- 0	HOME	0- 0	0- 1	3- 2				
0- 4	0- 0	0- 0	AWAY	0- 0	0- 1	0- 3				
0- 0	0- 0	0- 0	NEUTRAL	0- 0	0- 0	0- 0				















































































RPI 1-25				RPI 26-50				RPI 51-100				RPI 101+ Team's RPI: 337			
RPI	S	Opponent	Score	RPI	S	Opponent	Score	RPI	S	Opponent	Score	RPI	S	Opponent	Score
5	A	Baylor	43 118									111	A	SFA	49 86
10	A	Texas	46 98									112	H	Central Ark.	49 80
												122	A	Arkansas	40 101
												136	H	Oral Roberts	65 75
												180	H	Rice	53 79
												195	H	New Orleans	63 73
												207	H	Texas Southern	34 50
												260	A	McNeese	53 68
												286	A	UTEP	45 75
												305	H	A&M-Corpus Christi	56 51
												308	A	Nicholls St.	57 76
												332	H	La.-Monroe	65 77
												334	H	Southeastern La.	71 87
												336	A	Incarnate Word	54 69
												336	H	Incarnate Word	68 51
												343	H	Sam Houston St.	61 51
LAST 12 Division I GAMES:															
305	H	A&M-Corpus Christi	56 51	260	A	McNeese	53 68								
336	A	Incarnate Word	54 69	334	H	Southeastern La.	71 87								
308	A	Nicholls St.	57 76	343	H	Sam Houston St.	61 51								
195	H	New Orleans	63 73	111	A	SFA	49 86								
336	H	Incarnate Word	68 51	122	A	Arkansas	40 101								
112	H	Central Ark.	49 80	332	H	La.-Monroe	65 77								

Non-Div I Games: S'western Assemblie71 52 Arlington Baptist 75 55

Houston Baptist






Loss, Non-Conf, S Site, H Home A Away N Neutral

Average RPI Win: 306	WON-LOST	WINNING	LAST 10	STRENGTH OF	OPP. STRENGTH	TEAM	ADJ.	CONF.	ADJ CONF.
Average RPI Loss: 196	RECORD	PCT. RANK	GAMES	SCHEDULE	OF SCHEDULE	RPI	RPI	RPI	RPI
DIV. I ONLY	10- 10	167	8- 2	335	338	252	252	32	32
DIV. I NON-CONF.	4- 8	230	2- 2	254	339	251	251	31	31
TOTALS	RPI 1-25	RPI 26-50	W-L RECORDS	RPI 51-100	RPI 101-150	RPI 150+			
10- 10	0- 0	0- 1	OVERALL	0- 2	0- 0	10- 7			
6- 1	0- 0	0- 0	HOME	0- 0	0- 0	6- 1			
4- 9	0- 0	0- 1	AWAY	0- 2	0- 0	4- 6			
0- 0	0- 0	0- 0	NEUTRAL	0- 0	0- 0	0- 0			
4- 8	0- 0	0- 1	NON-CONFERENCE	0- 2	0- 0	4- 5			
2- 1	0- 0	0- 0	HOME	0- 0	0- 0	2- 1			
2- 7	0- 0	0- 1	AWAY	0- 2	0- 0	2- 4			
0- 0	0- 0	0- 0	NEUTRAL	0- 0	0- 0	0- 0			
6- 2	0- 0	0- 0	CONFERENCE	0- 0	0- 0	6- 2			
4- 0	0- 0	0- 0	HOME	0- 0	0- 0	4- 0			
2- 2	0- 0	0- 0	AWAY	0- 0	0- 0	2- 2			
0- 0	0- 0	0- 0	NEUTRAL	0- 0	0- 0	0- 0			

RPI S	Opponent	Score	RPI S	Opponent	Score	RPI S	Opponent	Score	RPI S	Opponent	Score	Team's RPI: 252
			31   Michigan	41  109		63   West Virginia	49  95		155   Brown	78  83		
						91   Cornell	55  67		157   Cincinnati	56  66		
									217   Robert Morris	42  59		
									249   UMES	72 71		
									263   Coppin St.	66 58		
									264   Vermont	64 57		
									271   Savannah St.	55 49		
									275   N.C. A&T	55  63		
									306   NJIT	55  70		
									319   St. Francis Brooklyn	78 63		
									321   Mt. St. Mary's	95 62		
									326   Ill.-Chicago	63  70		
									341   Florida A&M	51  55		
									341   Florida A&M	72 58		
									342   South Carolina St.	75 57		
									345   N.C. Central	73 50		
									346   Fairleigh Dickinson	71 68		
LAST 12 Division I GAMES:												
			341   Florida A&M	51  55		249   UMES	72 71					
			342   South Carolina St.	75 57		341   Florida A&M	72 58					
			271   Savannah St.	55 49		264   Vermont	64 57					
			345   N.C. Central	73 50		346   Fairleigh Dickinson	71 68					
			275   N.C. A&T	55  63		326   Ill.-Chicago	63  70					
			263   Coppin St.	66 58		306   NJIT	55  70					

Non-Div I Games:

Howard

 Loss,
  Non-Conf,
  S Site,
  Home
  Away
 N Neutral

I
U
P
U
I

I
U
P
U
I

IUPUI

Page 116

Average RPI Win:	264	WON-LOST	WINNING	LAST 10	STRENGTH OF	OPP. STRENGTH	TEAM	ADJ.	CONF.	ADJ CONF.
Average RPI Loss:	86	RECORD	PCT. RANK	GAMES	SCHEDULE	OF SCHEDULE	RPI	RPI	RPI	RPI
DIV. I ONLY	10- 10	167	7- 3	166	168	137	137	18	18	
DIV. I NON-CONF.	3- 6	230	0- 0	17	79	85	85	18	18	
TOTALS	RPI 1-25	RPI 26-50	W-L RECORDS	RPI 51-100	RPI 101-150	RPI 150+				
10- 10	0- 2	0- 2	OVERALL	0- 3	1- 1	9- 2				
2- 2	0- 0	0- 0	HOME	0- 1	0- 0	2- 1				
8- 5	0- 0	0- 0	AWAY	0- 0	1- 0	7- 0				
0- 3	0- 1	0- 1	NEUTRAL	0- 1	0- 0	0- 0				
3- 6	0- 2	0- 2	NON-CONFERENCE	0- 1	1- 0	2- 1				
0- 0	0- 0	0- 0	HOME	0- 0	0- 0	0- 0				
3- 3	0- 1	0- 1	AWAY	0- 0	1- 0	2- 1				
0- 3	0- 1	0- 1	NEUTRAL	0- 1	0- 0	0- 0				
7- 4	0- 0	0- 0	CONFERENCE	0- 2	0- 1	7- 1				
2- 2	0- 0	0- 0	HOME	0- 1	0- 0	2- 1				
5- 2	0- 0	0- 0	AWAY	0- 1	0- 1	5- 0				
0- 0	0- 0	0- 0	NEUTRAL	0- 0	0- 0	0- 0				

RPI 1-25				RPI 26-50				RPI 51-100				RPI 101+ Team's RPI: 137			
RPI	S	Opponent	Score	RPI	S	Opponent	Score	RPI	S	Opponent	Score	RPI	S	Opponent	Score
6	N	Oregon St.	49 60	37	A	Oregon	70 73	66	A	Montana St.	64 80	101	A	Wyoming	74 71
8	A	Washington	53 105	49	N	UNI	74 76	66	H	Montana St.	61 66	144	A	Eastern Wash.	57 67
								76	N	UNLV	61 73	188	H	Idaho St.	60 67
												214	A	Seattle U	68 64
												222	A	Grand Canyon	60 64
												226	H	Weber St.	95 77
												250	A	Portland St.	72 66
												272	A	Southern Utah	85 68
												280	A	Sacramento St.	72 58
												295	A	Northern Ariz.	91 80
												329	A	Montana	86 59
												329	H	Montana	75 50
												339	A	Cal St. Fullerton	88 86
LAST 12 Division I GAMES:															
280	A	Sacramento St.	72 58	188	H	Idaho St.	60 67								
250	A	Portland St.	72 66	226	H	Weber St.	95 77								
329	H	Montana	75 50	66	A	Montana St.	64 80								
66	H	Montana St.	61 66	329	A	Montana	86 59								
295	A	Northern Ariz.	91 80	144	A	Eastern Wash.	57 67								
272	A	Southern Utah	85 68	37	A	Oregon	70 73								

Non-Div I Games: Lewis-Clark St. 85 49 Central Wash. 79 45

Idaho

Loss, Non-Conf, S Site, H Home A Away N Neutral

Average RPI Win:	252	WON-LOST	WINNING	LAST 10	STRENGTH OF	OPP. STRENGTH	TEAM	ADJ.	CONF.	ADJ CONF.
Average RPI Loss:	123	RECORD	PCT. RANK	GAMES	SCHEDULE	OF SCHEDULE	RPI	RPI	RPI	RPI
DIV. I ONLY	11- 9	143	6- 4	284	146	188	188	18	18	
DIV. I NON-CONF.	5- 5	165	1- 0	317	67	203	203	18	18	
TOTALS	RPI 1-25	RPI 26-50	W-L RECORDS	RPI 51-100	RPI 101-150	RPI 150+				
11- 9	0- 1	0- 1	OVERALL	1- 1	1- 3	9- 3				
6- 2	0- 0	0- 0	HOME	1- 0	0- 2	5- 0				
4- 6	0- 0	0- 0	AWAY	0- 0	1- 0	3- 0				
1- 1	0- 0	0- 1	NEUTRAL	0- 0	0- 0	1- 0				
5- 5	0- 1	0- 1	NON-CONFERENCE	0- 1	0- 0	5- 2				
3- 0	0- 0	0- 0	HOME	0- 0	0- 0	3- 0				
1- 4	0- 1	0- 0	AWAY	0- 1	0- 0	1- 2				
1- 1	0- 0	0- 1	NEUTRAL	0- 0	0- 0	1- 0				
6- 4	0- 0	0- 0	CONFERENCE	1- 0	1- 3	4- 1				
3- 2	0- 0	0- 0	HOME	1- 0	0- 2	2- 0				
3- 2	0- 0	0- 0	AWAY	0- 0	1- 1	2- 1				
0- 0	0- 0	0- 0	NEUTRAL	0- 0	0- 0	0- 0				

RPI 1-25			RPI 26-50			RPI 51-100			RPI 101+ Team's RPI: 188		
RPI	S	Opponent	Score	RPI	S	Opponent	Score	RPI	S	Opponent	Score
6	A	Oregon St.	38 61	44	N	James Madison	53 83	66	H	Montana St.	67 59
								82	A	Colorado	56 85
								110	H	Northern Colo.	62 77
								135	H	North Dakota	62 65
								137	A	Idaho	67 60
								144	A	Eastern Wash.	41 58
								156	A	Santa Clara	78 82
								201	A	Utah St.	56 69
								203	A	Wisconsin	42 35
								226	A	Weber St.	43 50
								226	H	Weber St.	57 52
								272	A	Southern Utah	71 68
								281	N	Davidson	70 58
								295	A	Northern Ariz.	64 51
								301	H	Denver	65 64
								327	H	UC Irvine	65 54
								329	H	Montana	61 43
								331	H	Utah Valley	61 56
LAST 12 Division I GAMES:											
272	A	Southern Utah	71 68	144	A	Eastern Wash.	41 58				
295	A	Northern Ariz.	64 51	226	A	Weber St.	43 50				
226	H	Weber St.	57 52	66	H	Montana St.	67 59				
135	H	North Dakota	62 65	329	H	Montana	61 43				
110	H	Northern Colo.	62 77	331	H	Utah Valley	61 56				
137	A	Idaho	67 60	301	H	Denver	65 64				

Non-Div I Games: Montana Tech 77 55

Idaho St.

■ Loss,
 ■ Non-Conf, S Site,
 ■ Home
 ■ Away
 N Neutral

Average RPI Win:	286	WON-LOST	WINNING	LAST 10	STRENGTH OF	OPP. STRENGTH	TEAM	ADJ.	CONF.	ADJ CONF.
Average RPI Loss:	175	RECORD	PCT. RANK	GAMES	SCHEDULE	OF SCHEDULE	RPI	RPI	RPI	RPI
DIV. I ONLY	2- 19	338	1- 9	182	279	326	326	19	19	
DIV. I NON-CONF.	1- 8	314	0- 0	157	258	300	300	20	20	
TOTALS	RPI 1-25	RPI 26-50	W-L RECORDS	RPI 51-100	RPI 101-150	RPI 150+				
2- 19	0- 0	0- 2	OVERALL	0- 4	0- 2	2- 11				
1- 10	0- 0	0- 1	HOME	0- 1	0- 1	1- 7				
1- 9	0- 0	0- 1	AWAY	0- 3	0- 1	1- 4				
0- 0	0- 0	0- 0	NEUTRAL	0- 0	0- 0	0- 0				
1- 8	0- 0	0- 1	NON-CONFERENCE	0- 4	0- 0	1- 3				
0- 4	0- 0	0- 0	HOME	0- 1	0- 0	0- 3				
1- 4	0- 0	0- 1	AWAY	0- 3	0- 0	1- 0				
0- 0	0- 0	0- 0	NEUTRAL	0- 0	0- 0	0- 0				
1- 11	0- 0	0- 1	CONFERENCE	0- 0	0- 2	1- 8				
1- 6	0- 0	0- 1	HOME	0- 0	0- 1	1- 4				
0- 5	0- 0	0- 0	AWAY	0- 0	0- 1	0- 4				
0- 0	0- 0	0- 0	NEUTRAL	0- 0	0- 0	0- 0				

RPI S	Opponent	Score	RPI S	Opponent	Score	RPI S	Opponent	Score	RPI S	Opponent	Score	Team's RPI: 326
35	H Green Bay	65 79	42	A Northwestern	44 88	58	A Virginia	39 76	141	H Wright St.	54 73	
						74	H IUPUI	57 67	147	A Detroit	76 98	
						84	A Central Mich.	55 77	160	A Oakland	58 81	
						87	A Toledo	51 79	169	A Milwaukee	55 83	
									169	H Milwaukee	65 88	
									194	A Cleveland St.	59 77	
									194	H Cleveland St.	59 63	
									230	H Bradley	56 65	
									252	A Howard	70 63	
									262	H Northern Ky.	37 58	
									316	A Youngstown St.	54 70	
									316	H Youngstown St.	59 65	
									317	H Illinois St.	52 59	
									320	H Valparaiso	74 60	
									323	H Fort Wayne	55 61	
LAST 12 Division I GAMES:												
316	H Youngstown St.	59 65	194	A Cleveland St.	59 77							
194	H Cleveland St.	59 63	316	A Youngstown St.	54 70							
320	H Valparaiso	74 60	35	H Green Bay	65 79							
262	H Northern Ky.	37 58	169	H Milwaukee	65 88							
141	H Wright St.	54 73	147	A Detroit	76 98							
169	A Milwaukee	55 83	160	A Oakland	58 81							

Non-Div I Games: Lake Forest 84 48 Robert Morris (IL) 106 58

Ill.-Chicago

■ Loss,
 ■ Non-Conf, S Site,
 ■ Home
 ■ Away
 N Neutral

Illinois

Through Games Of Feb. 4, 2017

Average RPI Win:	198	WON-LOST	WINNING	LAST 10	STRENGTH OF	OPP. STRENGTH	TEAM	ADJ.	CONF.	ADJ CONF.
Average RPI Loss:	78	RECORD	PCT. RANK	GAMES	SCHEDULE	OF SCHEDULE	RPI	RPI	RPI	RPI
DIV. I ONLY	8- 15	256	3- 7	47	95	186	186	6	6	
DIV. I NON-CONF.	5- 8	218	0- 2	69	273	207	207	6	6	
TOTALS	RPI 1-25	RPI 26-50	W-L RECORDS	RPI 51-100	RPI 101-150	RPI 150+				
8- 15	0- 1	0- 4	OVERALL	2- 7	1- 1	5- 2				
8- 6	0- 1	0- 1	HOME	2- 1	1- 1	5- 2				
0- 9	0- 0	0- 3	AWAY	0- 6	0- 0	0- 0				
0- 0	0- 0	0- 0	NEUTRAL	0- 0	0- 0	0- 0				
5- 8	0- 0	0- 1	NON-CONFERENCE	1- 4	1- 1	3- 2				
5- 4	0- 0	0- 0	HOME	1- 1	1- 1	3- 2				
0- 4	0- 0	0- 1	AWAY	0- 3	0- 0	0- 0				
0- 0	0- 0	0- 0	NEUTRAL	0- 0	0- 0	0- 0				
3- 7	0- 1	0- 3	CONFERENCE	1- 3	0- 0	2- 0				
3- 2	0- 1	0- 1	HOME	1- 0	0- 0	2- 0				
0- 5	0- 0	0- 2	AWAY	0- 3	0- 0	0- 0				
0- 0	0- 0	0- 0	NEUTRAL	0- 0	0- 0	0- 0				

RPI S	Opponent	Score	RPI S	Opponent	Score	RPI S	Opponent	Score	RPI S	Opponent	Score	Team's RPI: 186
19	H Maryland	49 94	29	A Ohio St.	64 88	51	A Iowa	58 78	103	H Mercer	33 51	
			31	H Michigan	70 86	51	H Iowa	70 65	141	H Wright St.	76 72	
			46	A Michigan St.	47 71	54	A Minnesota	50 78	178	H Nebraska	79 59	
			47	A Ohio	68 80	56	A George Washington	56 72	187	H Rutgers	78 41	
						59	A South Dakota	68 77	191	H Memphis	54 64	
						62	H Wake Forest	70 79	244	H Marshall	53 55	
						84	A Central Mich.	51 82	295	H Ark.-Pine Bluff	70 58	
						89	H FGCU	82 73	318	H USC Upstate	77 57	
						96	A Penn St.	66 82	323	H Fort Wayne	56 33	
LAST 12 Division I GAMES:												
31	H Michigan	70 86	51	A Iowa	58 78							
96	A Penn St.	66 82	187	H Rutgers	78 41							
19	H Maryland	49 94	46	A Michigan St.	47 71							
29	A Ohio St.	64 88	51	H Iowa	70 65							
54	A Minnesota	50 78	47	A Ohio	68 80							
178	H Nebraska	79 59	84	A Central Mich.	51 82							

Non-Div I Games:

Illinois

Loss, Non-Conf, S Site, H Home A Away N Neutral

Average RPI Win:	290	WON-LOST	WINNING	LAST 10	STRENGTH OF	OPP. STRENGTH	TEAM	ADJ.	CONF.	ADJ CONF.
Average RPI Loss:	149	RECORD	PCT. RANK	GAMES	SCHEDULE	OF SCHEDULE	RPI	RPI	RPI	RPI
DIV. I ONLY	5- 16	301	2- 8	253	172	317	317	16	16	
DIV. I NON-CONF.	3- 8	262	0- 2	274	174	305	305	14	14	
TOTALS	RPI 1-25	RPI 26-50	W-L RECORDS	RPI 51-100	RPI 101-150	RPI 150+				
5- 16	0- 0	0- 3	OVERALL	0- 2	0- 1	5- 10				
4- 8	0- 0	0- 2	HOME	0- 0	0- 1	4- 5				
1- 8	0- 0	0- 1	AWAY	0- 2	0- 0	1- 5				
0- 0	0- 0	0- 0	NEUTRAL	0- 0	0- 0	0- 0				
3- 8	0- 0	0- 1	NON-CONFERENCE	0- 2	0- 1	3- 4				
2- 4	0- 0	0- 0	HOME	0- 0	0- 1	2- 3				
1- 4	0- 0	0- 1	AWAY	0- 2	0- 0	1- 1				
0- 0	0- 0	0- 0	NEUTRAL	0- 0	0- 0	0- 0				
2- 8	0- 0	0- 2	CONFERENCE	0- 0	0- 0	2- 6				
2- 4	0- 0	0- 2	HOME	0- 0	0- 0	2- 2				
0- 4	0- 0	0- 0	AWAY	0- 0	0- 0	0- 4				
0- 0	0- 0	0- 0	NEUTRAL	0- 0	0- 0	0- 0				

RPI S	Opponent	Score	RPI S	Opponent	Score	RPI S	Opponent	Score	RPI S	Opponent	Score	Team's RPI: 317
26	A Arizona St.	40 76	79	A Northern Ill.	66 108	150	H Yale	45 59				
28	H Drake	36 87	89	A Western Ill.	50 80	152	H George Mason	46 72				
49	H UNI	40 78				162	A Missouri St.	60 65				
						169	H Milwaukee	60 68				
						176	A Wichita St.	45 67				
						190	A Indiana St.	49 63				
						190	H Indiana St.	47 65				
						202	H Southern Ill.	56 63				
						203	H Wisconsin	46 64				
						208	A SIUE	80 92				
						230	H Bradley	71 63				
						274	H Evansville	71 58				
						300	H Eastern Ill.	60 49				
						311	A Loyola Chicago	61 64				
						320	H Valparaiso	77 56				
						326	A Ill.-Chicago	59 52				
LAST 12 Division I GAMES:												
190	H Indiana St.	47 65	49	H UNI	40 78							
202	H Southern Ill.	56 63	190	A Indiana St.	49 63							
274	H Evansville	71 58	311	A Loyola Chicago	61 64							
176	A Wichita St.	45 67	230	H Bradley	71 63							
162	A Missouri St.	60 65	208	A SIUE	80 92							
28	H Drake	36 87	89	A Western Ill.	50 80							

Non-Div I Games:

Illinois St.

Loss, Non-Conf, S Site, H Home A Away N Neutral

<div> <div>Average RPI Win: 328</div> <div>Average RPI Loss: 202</div> </div>				WON-LOST	WINNING	LAST 10	STRENGTH OF	OPP. STRENGTH	TEAM	ADJ.	CONF.	ADJ CONF.
				RECORD	PCT. RANK	GAMES	SCHEDULE	OF SCHEDULE	RPI	RPI	RPI	RPI
DIV. I ONLY				4- 16	315	3- 7	327	305	336	336	27	27
DIV. I NON-CONF.				0- 9	335	0- 0	331	218	349	349	27	27
TOTALS		RPI 1-25		RPI 26-50		W-L RECORDS		RPI 51-100		RPI 101-150		RPI 150+
4- 16	0- 0			0- 0		OVERALL		0- 0		0- 5		4- 11
2- 6	0- 0			0- 0		HOME		0- 0		0- 2		2- 4
2- 8	0- 0			0- 0		AWAY		0- 0		0- 0		2- 0
0- 2	0- 0			0- 0		NEUTRAL		0- 0		0- 0		0- 2
0- 9	0- 0			0- 0		NON-CONFERENCE		0- 0		0- 1		0- 8
0- 2	0- 0			0- 0		HOME		0- 0		0- 0		0- 2
0- 5	0- 0			0- 0		AWAY		0- 0		0- 1		0- 4
0- 2	0- 0			0- 0		NEUTRAL		0- 0		0- 0		0- 2
4- 7	0- 0			0- 0		CONFERENCE		0- 0		0- 4		4- 3
2- 4	0- 0			0- 0		HOME		0- 0		0- 2		2- 2
2- 3	0- 0			0- 0		AWAY		0- 0		0- 2		2- 1
0- 0	0- 0			0- 0		NEUTRAL		0- 0		0- 0		0- 0

RPI 1-25				RPI 26-50				RPI 51-100				RPI 101+				Team's RPI: 336	
RPI	S	Opponent	Score	RPI	S	Opponent	Score	RPI	S	Opponent	Score	RPI	S	Opponent	Score		
												111	H	SFA	75	94	
												112	A	Central Ark.	50	63	
												127	A	Lamar University	54	83	
												130	H	Abilene Christian	66	75	
												143	A	TCU	40	88	
												176	A	Wichita St.	63	73	
												180	H	Rice	43	60	
												181	A	Texas St.	50	67	
												195	H	New Orleans	67	71	
												200	A	North Texas	61	84	
												201	N	Utah St.	46	79	
												248	N	Murray St.	68	72	
												265	H	Eastern Mich.	47	66	
												303	H	Northwestern St.	74	76	
												308	A	Nicholls St.	78	52	
												329	A	Montana	56	61	
												334	A	Southeastern La.	85	76	
												334	H	Southeastern La.	96	56	
												337	A	Houston Baptist	51	68	
												337	H	Houston Baptist	69	54	
LAST 12 Division I GAMES:																	
				337	H	Houston Baptist	69 54	127	A	Lamar University	54 83						
				112	A	Central Ark.	50 63	195	H	New Orleans	67 71						
				130	H	Abilene Christian	66 75	303	H	Northwestern St.	74 76						
				111	H	SFA	75 94	334	A	Southeastern La.	85 76						
				334	H	Southeastern La.	96 56	308	A	Nicholls St.	78 52						
				337	A	Houston Baptist	51 68	176	A	Wichita St.	63 73						

Non-Div I Games:	LSU-Alexandria	106	79	Tex. A&M-Kingsville	79	66
------------------	----------------	-----	----	---------------------	----	----

Incarnate Word

Loss, Non-Conf, S Site, H Home A Away N Neutral

Indiana

Through Games Of Feb. 4, 2017

Average RPI Win:	173	WON-LOST	WINNING	LAST 10	STRENGTH OF	OPP. STRENGTH	TEAM	ADJ.	CONF.	ADJ CONF.
Average RPI Loss:	41	RECORD	PCT. RANK	GAMES	SCHEDULE	OF SCHEDULE	RPI	RPI	RPI	RPI
DIV. I ONLY	15- 7	81	6- 4	101	62	48	48	6	6	
DIV. I NON-CONF.	10- 3	54	3- 0	245	66	77	77	6	6	
TOTALS	RPI 1-25	RPI 26-50	W-L RECORDS	RPI 51-100	RPI 101-150	RPI 150+				
15- 7	0- 1	0- 5	OVERALL	6- 1	1- 0	8- 0				
9- 1	0- 0	0- 1	HOME	3- 0	1- 0	5- 0				
4- 6	0- 1	0- 4	AWAY	2- 1	0- 0	2- 0				
2- 0	0- 0	0- 0	NEUTRAL	1- 0	0- 0	1- 0				
10- 3	0- 1	0- 1	NON-CONFERENCE	2- 1	1- 0	7- 0				
6- 0	0- 0	0- 0	HOME	0- 0	1- 0	5- 0				
2- 3	0- 1	0- 1	AWAY	1- 1	0- 0	1- 0				
2- 0	0- 0	0- 0	NEUTRAL	1- 0	0- 0	1- 0				
5- 4	0- 0	0- 4	CONFERENCE	4- 0	0- 0	1- 0				
3- 1	0- 0	0- 1	HOME	3- 0	0- 0	0- 0				
2- 3	0- 0	0- 3	AWAY	1- 0	0- 0	1- 0				
0- 0	0- 0	0- 0	NEUTRAL	0- 0	0- 0	0- 0				

RPI	S	Opponent	Score	RPI	S	Opponent	Score	Team's RPI: 48	RPI	S	Opponent	Score	RPI	S	Opponent	Score
24	A	Auburn	67 71	29	H	Ohio St.	82 92		54	H	Minnesota	78 62	108	H	Vanderbilt	94 61
				31	A	Michigan	74 78		64	N	Florida	102 88	160	H	Oakland	84 59
				38	A	North Carolina St.	70 84		80	A	Western Ky.	74 85	200	A	North Texas	94 64
				42	A	Northwestern	67 80		94	A	Chattanooga	79 76	203	A	Wisconsin	78 54
				46	A	Michigan St.	60 69		96	A	Penn St.	89 70	241	H	Presbyterian	71 37
									96	H	Penn St.	72 66	255	N	Stony Brook	74 60
									98	H	Purdue	74 60	262	H	Northern Ky.	100 49
													320	H	Valparaiso	87 58
													338	H	UMass Lowell	79 45
LAST 12 Division I GAMES:																
46	A	Michigan St.	60 69	54	H	Minnesota	78 62		29	H	Ohio St.	82 92				
203	A	Wisconsin	78 54	96	H	Penn St.	72 66		96	A	Penn St.	89 70				
98	H	Purdue	74 60	255	N	Stony Brook	74 60		64	N	Florida	102 88				
42	A	Northwestern	67 80	160	H	Oakland	84 59									
31	A	Michigan	74 78													

Non-Div I Games:

Indiana

■ Loss,
■ Non-Conf, S Site,
■ Home
■ Away
N Neutral

Average RPI Win:	232	WON-LOST	WINNING	LAST 10	STRENGTH OF	OPP. STRENGTH	TEAM	ADJ.	CONF.	ADJ CONF.
Average RPI Loss:	152	RECORD	PCT. RANK	GAMES	SCHEDULE	OF SCHEDULE	RPI	RPI	RPI	RPI
DIV. I ONLY	11- 10	158	5- 5	298	132	190	190	16	16	
DIV. I NON-CONF.	6- 5	148	1- 1	294	104	166	166	14	14	
TOTALS	RPI 1-25	RPI 26-50	W-L RECORDS	RPI 51-100	RPI 101-150	RPI 150+				
11- 10	0- 0	0- 3	OVERALL	0- 1	2- 0	9- 6				
4- 3	0- 0	0- 0	HOME	0- 1	1- 0	3- 2				
7- 7	0- 0	0- 3	AWAY	0- 0	1- 0	6- 4				
0- 0	0- 0	0- 0	NEUTRAL	0- 0	0- 0	0- 0				
6- 5	0- 0	0- 1	NON-CONFERENCE	0- 1	2- 0	4- 3				
2- 1	0- 0	0- 0	HOME	0- 1	1- 0	1- 0				
4- 4	0- 0	0- 1	AWAY	0- 0	1- 0	3- 3				
0- 0	0- 0	0- 0	NEUTRAL	0- 0	0- 0	0- 0				
5- 5	0- 0	0- 2	CONFERENCE	0- 0	0- 0	5- 3				
2- 2	0- 0	0- 0	HOME	0- 0	0- 0	2- 2				
3- 3	0- 0	0- 2	AWAY	0- 0	0- 0	3- 1				
0- 0	0- 0	0- 0	NEUTRAL	0- 0	0- 0	0- 0				

RPI S	Opponent	Score	RPI S	Opponent	Score	RPI S	Opponent	Score	RPI S	Opponent	Score	Team's RPI: 190
28	A Drake	62 76	74	H IUPUI	35 45	107	A Saint Louis	70 67				
30	A Missouri	48 77				138	H Tulsa	72 68				
49	A UNI	47 59				157	A Cincinnati	63 55				
						162	H Missouri St.	46 49				
						166	A Omaha	45 72				
						176	H Wichita St.	42 56				
						202	A Southern Ill.	68 53				
						216	A Miami (OH)	62 54				
						230	H Bradley	58 51				
						231	A Butler	48 66				
						262	H Northern Ky.	58 38				
						274	A Evansville	41 57				
						300	A Eastern Ill.	88 61				
						311	A Loyola Chicago	48 38				
						317	A Illinois St.	65 47				
						317	H Illinois St.	63 49				
						330	A Fla. Atlantic	67 70				
LAST 12 Division I GAMES:												
317	A Illinois St.	65 47	317	H Illinois St.	63 49							
162	H Missouri St.	46 49	230	H Bradley	58 51							
176	H Wichita St.	42 56	202	A Southern Ill.	68 53							
28	A Drake	62 76	274	A Evansville	41 57							
49	A UNI	47 59	138	H Tulsa	72 68							
311	A Loyola Chicago	48 38	231	A Butler	48 66							

Non-Div I Games:

Indiana St.

■ Loss,
 ■ Non-Conf, S Site,
 ■ Home
 ■ Away
 N Neutral

Average RPI Win:	215	WON-LOST	WINNING	LAST 10	STRENGTH OF	OPP. STRENGTH	TEAM	ADJ.	CONF.	ADJ CONF.
Average RPI Loss:	158	RECORD	PCT. RANK	GAMES	SCHEDULE	OF SCHEDULE	RPI	RPI	RPI	RPI
DIV. I ONLY	15- 8	92	8- 2	257	184	152	152	17	17	
DIV. I NON-CONF.	5- 4	143	0- 0	176	153	154	154	17	17	
TOTALS	RPI 1-25	RPI 26-50	W-L RECORDS	RPI 51-100	RPI 101-150	RPI 150+				
15- 8	0- 0	0- 0	OVERALL	1- 1	3- 3	11- 4				
9- 3	0- 0	0- 0	HOME	1- 0	2- 1	6- 2				
6- 5	0- 0	0- 0	AWAY	0- 1	1- 2	5- 2				
0- 0	0- 0	0- 0	NEUTRAL	0- 0	0- 0	0- 0				
5- 4	0- 0	0- 0	NON-CONFERENCE	0- 1	3- 2	2- 1				
4- 1	0- 0	0- 0	HOME	0- 0	2- 1	2- 0				
1- 3	0- 0	0- 0	AWAY	0- 1	1- 1	0- 1				
0- 0	0- 0	0- 0	NEUTRAL	0- 0	0- 0	0- 0				
10- 4	0- 0	0- 0	CONFERENCE	1- 0	0- 1	9- 3				
5- 2	0- 0	0- 0	HOME	1- 0	0- 0	4- 2				
5- 2	0- 0	0- 0	AWAY	0- 0	0- 1	5- 1				
0- 0	0- 0	0- 0	NEUTRAL	0- 0	0- 0	0- 0				

RPI S	Opponent	Score	RPI S	Opponent	Score	RPI S	Opponent	Score	RPI S	Opponent	Score	Team's RPI: 152
						53	H Quinnipiac	58 44	114	H Duquesne	58 61	
						96	A Penn St.	67 80	115	H Fordham	55 46	
									119	A Navy	68 73	
									123	A VCU	59 57	
									126	A Rider	65 85	
									139	H Saint Joseph's	58 57	
									177	A Fairfield	59 68	
									199	H Siena	46 58	
									200	A North Texas	55 66	
									221	A Niagara	65 55	
									221	H Niagara	68 61	
									225	H Monmouth	60 54	
									233	A Marist	48 37	
									233	H Marist	62 68	
									240	A Canisius	58 45	
									240	H Canisius	55 52	
									255	H Stony Brook	57 46	
									267	A Manhattan	76 62	
									267	H Manhattan	70 53	
									313	A Saint Peter's	66 58	
									319	H St. Francis Brooklyn	62 46	
LAST 12 Division I GAMES:												
240	A	Canisius	58	45	233	H	Marist	62	68			
221	A	Niagara	65	55	221	H	Niagara	68	61			
53	H	Quinnipiac	58	44	199	H	Siena	46	58			
233	A	Marist	48	37	313	A	Saint Peter's	66	58			
225	H	Monmouth	60	54	126	A	Rider	65	85			
267	A	Manhattan	76	62	240	H	Canisius	55	52			

Non-Div I Games:

Iona

Average RPI Win:	143	WON-LOST	WINNING	LAST 10	STRENGTH OF	OPP. STRENGTH	TEAM	ADJ.	CONF.	ADJ CONF.
Average RPI Loss:	50	RECORD	PCT. RANK	GAMES	SCHEDULE	OF SCHEDULE	RPI	RPI	RPI	RPI
DIV. I ONLY	14- 8	106	6- 4	35	44	51	51	6	6	
DIV. I NON-CONF.	9- 4	85	2- 1	7	55	30	30	6	6	
TOTALS	RPI 1-25	RPI 26-50	W-L RECORDS	RPI 51-100	RPI 101-150	RPI 150+				
14- 8	0- 4	2- 2	OVERALL	2- 1	3- 0	7- 1				
11- 3	0- 2	1- 1	HOME	2- 0	2- 0	6- 0				
2- 4	0- 1	0- 1	AWAY	0- 1	1- 0	1- 1				
1- 1	0- 1	1- 0	NEUTRAL	0- 0	0- 0	0- 0				
9- 4	0- 2	2- 2	NON-CONFERENCE	1- 0	3- 0	3- 0				
7- 2	0- 1	1- 1	HOME	1- 0	2- 0	3- 0				
1- 1	0- 0	0- 1	AWAY	0- 0	1- 0	0- 0				
1- 1	0- 1	1- 0	NEUTRAL	0- 0	0- 0	0- 0				
5- 4	0- 2	0- 0	CONFERENCE	1- 1	0- 0	4- 1				
4- 1	0- 1	0- 0	HOME	1- 0	0- 0	3- 0				
1- 3	0- 1	0- 0	AWAY	0- 1	0- 0	1- 1				
0- 0	0- 0	0- 0	NEUTRAL	0- 0	0- 0	0- 0				

RPI	S	Opponent	Score	RPI	S	Opponent	Score	RPI	S	Opponent	Score	RPI	S	Opponent	Score
2	H	Notre Dame	58 73	28	A	Drake	76 81	54	H	Minnesota	80 65	109	H	Kent St.	83 48
13	N	UCLA	65 78	39	H	South Dakota St.	64 66	70	H	Iowa St.	88 76	135	A	North Dakota	75 60
19	A	Maryland	81 100	44	N	James Madison	90 75	96	A	Penn St.	58 71	136	H	Oral Roberts	96 76
19	H	Maryland	82 98	49	H	UNI	88 39					157	H	Hampton	84 51
												178	H	Nebraska	75 72
												186	A	Illinois	65 70
												186	H	Illinois	78 58
												187	A	Rutgers	71 59
												187	H	Rutgers	71 57
												217	H	Robert Morris	81 60
												298	H	Massachusetts	71 30
LAST 12 Division I GAMES:															
187	H	Rutgers	71 57	96	A	Penn St.	58 71	178	H	Nebraska	75 72	186	A	Illinois	65 70
19	A	Maryland	81 100	28	A	Drake	76 81	109	H	Kent St.	83 48	217	H	Robert Morris	81 60
54	H	Minnesota	80 65	298	H	Massachusetts	71 30								
187	A	Rutgers	71 59												
19	H	Maryland	82 98												
186	H	Illinois	78 58												

Non-Div I Games:

Iowa

Average RPI Win: 161		WON-LOST	WINNING	LAST 10	STRENGTH OF	OPP. STRENGTH	TEAM	ADJ.	CONF.	ADJ CONF.
Average RPI Loss: 37		RECORD	PCT. RANK	GAMES	SCHEDULE	OF SCHEDULE	RPI	RPI	RPI	RPI
DIV. I ONLY		13- 10	138	4- 6	22	46	70	70	4	4
DIV. I NON-CONF.		9- 2	37	0- 0	64	221	50	50	3	3
TOTALS		RPI 1-25	RPI 26-50	W-L RECORDS		RPI 51-100	RPI 101-150	RPI 150+		
13- 10	1- 6	2- 0		OVERALL		2- 3	2- 1	6- 0		
12- 4	1- 4	2- 0		HOME		1- 0	2- 0	6- 0		
1- 6	0- 2	0- 0		AWAY		1- 3	0- 1	0- 0		
0- 0	0- 0	0- 0		NEUTRAL		0- 0	0- 0	0- 0		
9- 2	0- 1	2- 0		NON-CONFERENCE		1- 1	0- 0	6- 0		
9- 1	0- 1	2- 0		HOME		1- 0	0- 0	6- 0		
0- 1	0- 0	0- 0		AWAY		0- 1	0- 0	0- 0		
0- 0	0- 0	0- 0		NEUTRAL		0- 0	0- 0	0- 0		
4- 8	1- 5	0- 0		CONFERENCE		1- 2	2- 1	0- 0		
3- 3	1- 3	0- 0		HOME		0- 0	2- 0	0- 0		
1- 5	0- 2	0- 0		AWAY		1- 2	0- 1	0- 0		
0- 0	0- 0	0- 0		NEUTRAL		0- 0	0- 0	0- 0		

RPI	S	Opponent	Score	RPI	S	Opponent	Score	RPI	S	Opponent	Score	RPI	S	Opponent	Score
4	H	Mississippi St.	81 85	28	H	Drake	75 67	51	A	Iowa	76 88	142	H	Kansas	87 58
5	A	Baylor	42 68	49	H	UNI	76 68	57	A	Oklahoma St.	59 71	143	A	TCU	75 80
5	H	Baylor	52 83					60	A	Texas Tech	66 75	143	H	TCU	72 69
10	H	Texas	68 75					63	A	West Virginia	80 55	193	H	Sacred Heart	76 56
17	A	Oklahoma	63 78					79	H	Northern Ill.	97 89	195	H	New Orleans	100 63
17	H	Oklahoma	57 67									242	H	UC Santa Barbara	77 60
18	H	Kansas St.	75 69									271	H	Savannah St.	74 51
												322	H	Arkansas St.	105 53
												343	H	Delaware St.	88 57
LAST 12 Division I GAMES:															
63	A	West Virginia	80 55	143	A	TCU	75 80								
5	H	Baylor	52 83	17	H	Oklahoma	57 67								
143	H	TCU	72 69	142	H	Kansas	87 58								
17	A	Oklahoma	63 78	60	A	Texas Tech	66 75								
18	H	Kansas St.	75 69	10	H	Texas	68 75								
5	A	Baylor	42 68	57	A	Oklahoma St.	59 71								

Non-Div I Games:

Iowa St.

■ Loss,
 ■ Non-Conf, S Site,
 ■ Home
 ■ Away
 N Neutral

Average RPI Win:	299	WON-LOST	WINNING	LAST 10	STRENGTH OF	OPP. STRENGTH	TEAM	ADJ.	CONF.	ADJ CONF.
Average RPI Loss:	262	RECORD	PCT. RANK	GAMES	SCHEDULE	OF SCHEDULE	RPI	RPI	RPI	RPI
DIV. I ONLY	3- 13	319	1- 9	347	347	347	347	30	30	
DIV. I NON-CONF.	2- 4	230	1- 0	343	345	327	327	30	30	
TOTALS	RPI 1-25	RPI 26-50	W-L RECORDS	RPI 51-100	RPI 101-150	RPI 150+				
3- 13	0- 0	0- 0	OVERALL	0- 0	0- 1	3- 12				
1- 4	0- 0	0- 0	HOME	0- 0	0- 0	1- 4				
1- 9	0- 0	0- 0	AWAY	0- 0	0- 0	1- 2				
1- 0	0- 0	0- 0	NEUTRAL	0- 0	0- 0	1- 0				
2- 4	0- 0	0- 0	NON-CONFERENCE	0- 0	0- 1	2- 3				
1- 0	0- 0	0- 0	HOME	0- 0	0- 0	1- 0				
0- 4	0- 0	0- 0	AWAY	0- 0	0- 1	0- 3				
1- 0	0- 0	0- 0	NEUTRAL	0- 0	0- 0	1- 0				
1- 9	0- 0	0- 0	CONFERENCE	0- 0	0- 0	1- 9				
0- 4	0- 0	0- 0	HOME	0- 0	0- 0	0- 4				
1- 5	0- 0	0- 0	AWAY	0- 0	0- 0	1- 5				
0- 0	0- 0	0- 0	NEUTRAL	0- 0	0- 0	0- 0				

RPI 1-25			RPI 26-50			RPI 51-100			RPI 101+			Team's RPI: 347
RPI	S	Opponent	Score	RPI	S	Opponent	Score	RPI	S	Opponent	Score	
								102	A	Ole Miss	41	89
								207	A	Texas Southern	52	62
								213	A	Alabama St.	64	73
								215	N	Saint Francis (PA)	88	84
								236	H	Southern U.	56	85
								247	A	Grambling	85	90
								276	H	Mississippi Val.	57	62
								289	A	Prairie View	63	73
								295	H	Ark.-Pine Bluff	71	78
								302	A	Alcorn	51	74
								302	H	Alcorn	53	70
								303	A	Northwestern St.	65	83
								308	A	Nicholls St.	76	83
								330	A	Fla. Atlantic	58	67
								334	H	Southeastern La.	83	66
								349	A	Alabama A&M	64	54
LAST 12 Division I GAMES:												
								302	A	Alcorn	51	74
								236	H	Southern U.	56	85
								295	H	Ark.-Pine Bluff	71	78
								302	H	Alcorn	53	70
								276	H	Mississippi Val.	57	62
								213	A	Alabama St.	64	73
								349	A	Alabama A&M	64	54
								247	A	Grambling	85	90
								215	N	Saint Francis (PA)	88	84
								207	A	Texas Southern	52	62
								330	A	Fla. Atlantic	58	67
								289	A	Prairie View	63	73

Non-Div I Games: Blue Mountain 86 54 LeMoyne-Owen 88 67 Lane 57 52 Fisk 93 54 Jackson St.

Loss, Non-Conf, S Site, H Home A Away N Neutral

Jacksonville

Through Games Of Feb. 4, 2017

Average RPI Win:	242	WON-LOST	WINNING	LAST 10	STRENGTH OF	OPP. STRENGTH	TEAM	ADJ.	CONF.	ADJ CONF.
Average RPI Loss:	58	RECORD	PCT. RANK	GAMES	SCHEDULE	OF SCHEDULE	RPI	RPI	RPI	RPI
DIV. I ONLY	14- 6	70	8- 2	136	202	81	81	24	24	
DIV. I NON-CONF.	8- 4	97	2- 2	80	152	58	58	24	24	
TOTALS	RPI 1-25	RPI 26-50	W-L RECORDS	RPI 51-100	RPI 101-150	RPI 150+				
14- 6	0- 3	0- 0	OVERALL	2- 2	1- 1	11- 0				
8- 1	0- 0	0- 0	HOME	1- 0	1- 1	6- 0				
4- 4	0- 3	0- 0	AWAY	0- 1	0- 0	4- 0				
2- 1	0- 0	0- 0	NEUTRAL	1- 1	0- 0	1- 0				
8- 4	0- 3	0- 0	NON-CONFERENCE	1- 1	1- 0	6- 0				
4- 0	0- 0	0- 0	HOME	0- 0	1- 0	3- 0				
2- 3	0- 3	0- 0	AWAY	0- 0	0- 0	2- 0				
2- 1	0- 0	0- 0	NEUTRAL	1- 1	0- 0	1- 0				
6- 2	0- 0	0- 0	CONFERENCE	1- 1	0- 1	5- 0				
4- 1	0- 0	0- 0	HOME	1- 0	0- 1	3- 0				
2- 1	0- 0	0- 0	AWAY	0- 1	0- 0	2- 0				
0- 0	0- 0	0- 0	NEUTRAL	0- 0	0- 0	0- 0				

RPI 1-25				RPI 26-50				RPI 51-100 Team's RPI: 81				RPI 101+			
RPI	S	Opponent	Score	RPI	S	Opponent	Score	RPI	S	Opponent	Score	RPI	S	Opponent	Score
7	A	Florida St.	47 90					75	N	North Carolina	57 87	105	H	Troy	77 70
22	A	South Fla.	52 64					89	A	FGCU	57 60	132	H	Stetson	49 65
24	A	Auburn	41 53					89	H	FGCU	73 65	237	N	Wofford	66 60
								95	N	UC Davis	61 54	246	H	South Ala.	62 55
												259	H	Bethune-Cookman	69 63
												268	A	FIU	71 56
												271	A	Savannah St.	55 40
												284	H	North Florida	68 58
												297	H	Lipscomb	84 60
												299	H	Kennesaw St.	72 48
												306	A	NJIT	75 56
												308	H	Nicholls St.	76 71
												318	A	USC Upstate	65 47
LAST 12 Division I GAMES:															
89	H	FGCU	73 65	318	A	USC Upstate	65 47								
132	H	Stetson	49 65	284	H	North Florida	68 58								
89	A	FGCU	57 60	237	N	Wofford	66 60								
297	H	Lipscomb	84 60	95	N	UC Davis	61 54								
299	H	Kennesaw St.	72 48	24	A	Auburn	41 53								
306	A	NJIT	75 56	75	N	North Carolina	57 87								

Non-Div I Games: Thomas (GA) 100 43 Johnson & Wales (Fl110 31 Fla. Memorial 76 51

Jacksonville

Loss, Non-Conf, S Site, H Home A Away N Neutral

Average RPI Win:	281	WON-LOST	WINNING	LAST 10	STRENGTH OF	OPP. STRENGTH	TEAM	ADJ.	CONF.	ADJ CONF.
Average RPI Loss:	203	RECORD	PCT. RANK	GAMES	SCHEDULE	OF SCHEDULE	RPI	RPI	RPI	RPI
DIV. I ONLY	9- 13	220	3- 7	301	294	266	266	26	26	
DIV. I NON-CONF.	6- 5	148	0- 1	302	283	198	198	26	26	
TOTALS	RPI 1-25	RPI 26-50	W-L RECORDS	RPI 51-100	RPI 101-150	RPI 150+				
9- 13	0- 1	0- 0	OVERALL	0- 1	0- 2	9- 9				
4- 5	0- 0	0- 0	HOME	0- 1	0- 1	4- 3				
4- 8	0- 1	0- 0	AWAY	0- 0	0- 1	4- 6				
1- 0	0- 0	0- 0	NEUTRAL	0- 0	0- 0	1- 0				
6- 5	0- 1	0- 0	NON-CONFERENCE	0- 0	0- 2	6- 2				
2- 2	0- 0	0- 0	HOME	0- 0	0- 1	2- 1				
3- 3	0- 1	0- 0	AWAY	0- 0	0- 1	3- 1				
1- 0	0- 0	0- 0	NEUTRAL	0- 0	0- 0	1- 0				
3- 8	0- 0	0- 0	CONFERENCE	0- 1	0- 0	3- 7				
2- 3	0- 0	0- 0	HOME	0- 1	0- 0	2- 2				
1- 5	0- 0	0- 0	AWAY	0- 0	0- 0	1- 5				
0- 0	0- 0	0- 0	NEUTRAL	0- 0	0- 0	0- 0				

RPI 1-25				RPI 26-50				RPI 51-100				RPI 101+ Team's RPI: 266			
RPI	S	Opponent	Score	RPI	S	Opponent	Score	RPI	S	Opponent	Score	RPI	S	Opponent	Score
7	A	Florida St.	62 73					78	H	Belmont	53 54	102	A	Ole Miss	50 68
												118	H	Clemson	63 69
												189	H	Morehead St.	69 68
												195	H	New Orleans	79 81
												208	A	SIUE	62 69
												234	A	Tennessee St.	51 64
												245	H	Austin Peay	65 45
												248	H	Murray St.	64 71
												257	H	Ga. Southern	67 55
												261	A	UT Martin	83 94
												271	A	Savannah St.	64 57
												278	A	Tennessee Tech	54 56
												285	H	Southeast Mo. St.	58 65
												299	A	Kennesaw St.	65 59
												300	A	Eastern Ill.	67 71
												302	A	Alcorn	70 66
												308	H	Nicholls St.	75 52
												314	A	Eastern Ky.	54 49
												330	A	Fla. Atlantic	55 63
												341	N	Florida A&M	66 54
LAST 12 Division I GAMES:															
208	A	SIUE	62 69	278	A	Tennessee Tech	54 56								
285	H	Southeast Mo. St.	58 65	245	H	Austin Peay	65 45								
189	H	Morehead St.	69 68	248	H	Murray St.	64 71								
314	A	Eastern Ky.	54 49	300	A	Eastern Ill.	67 71								
234	A	Tennessee St.	51 64	261	A	UT Martin	83 94								
78	H	Belmont	53 54	118	H	Clemson	63 69								

Non-Div I Games: Brewton Parker 89 26

Jacksonville St.

■ Loss,
 ■ Non-Conf,
 ■ S Site,
 ■ Home
 ■ A Away
 N Neutral

Average RPI Win: 163	WON-LOST	WINNING	LAST 10	STRENGTH OF	OPP. STRENGTH	TEAM	ADJ.	CONF.	ADJ CONF.
Average RPI Loss: 77	RECORD	PCT. RANK	GAMES	SCHEDULE	OF SCHEDULE	RPI	RPI	RPI	RPI
DIV. I ONLY	15- 6	64	8- 2	78	69	44	44	8	8
DIV. I NON-CONF.	7- 4	114	2- 0	103	25	71	71	8	8
TOTALS	RPI 1-25	RPI 26-50	W-L RECORDS	RPI 51-100	RPI 101-150	RPI 150+			
15- 6	1- 2	0- 0	OVERALL	2- 2	3- 0	9- 2			
7- 2	0- 1	0- 0	HOME	2- 0	0- 0	5- 1			
7- 3	1- 1	0- 0	AWAY	0- 1	3- 0	3- 1			
1- 1	0- 0	0- 0	NEUTRAL	0- 1	0- 0	1- 0			
7- 4	0- 2	0- 0	NON-CONFERENCE	1- 2	1- 0	5- 0			
3- 1	0- 1	0- 0	HOME	1- 0	0- 0	2- 0			
3- 2	0- 1	0- 0	AWAY	0- 1	1- 0	2- 0			
1- 1	0- 0	0- 0	NEUTRAL	0- 1	0- 0	1- 0			
8- 2	1- 0	0- 0	CONFERENCE	1- 0	2- 0	4- 2			
4- 1	0- 0	0- 0	HOME	1- 0	0- 0	3- 1			
4- 1	1- 0	0- 0	AWAY	0- 0	2- 0	1- 1			
0- 0	0- 0	0- 0	NEUTRAL	0- 0	0- 0	0- 0			

RPI 1-25				RPI 26-50				Team's RPI: 44				RPI 51-100				RPI 101+			
RPI	S	Opponent	Score	RPI	S	Opponent	Score	RPI	S	Opponent	Score	RPI	S	Opponent	Score	RPI	S	Opponent	Score
7	A	Florida St.	64 84									51	N	Iowa	75 90	106	A	Delaware	66 51
12	H	Tennessee	69 81									62	H	Wake Forest	83 76	117	A	William & Mary	79 64
25	A	Elon	76 70									83	A	St. John's (NY)	63 74	139	A	Saint Joseph's	85 72
												86	H	Drexel	54 47	154	A	Towson	51 54
																154	H	Towson	55 60
																157	H	Hampton	71 50
																175	H	Northeastern	74 54
																187	A	Rutgers	82 76
																188	N	Idaho St.	83 53
																196	A	Hofstra	61 50
																196	H	Hofstra	93 57
																220	H	UNCW	73 51
																269	A	Liberty	62 48
																319	H	St. Francis Brooklyn	83 57
LAST 12 Division I GAMES:																			
196	A	Hofstra	61 50	106	A	Delaware	66 51												
117	A	William & Mary	79 64	154	A	Towson	51 54												
86	H	Drexel	54 47	196	H	Hofstra	93 57												
154	H	Towson	55 60	220	H	UNCW	73 51												
25	A	Elon	76 70	62	H	Wake Forest	83 76												
175	H	Northeastern	74 54	139	A	Saint Joseph's	85 72												

Non-Div I Games:

James Madison

■ Loss,
■ Non-Conf, S Site,
■ Home
■ Away
N Neutral

Average RPI Win:	157	WON-LOST	WINNING	LAST 10	STRENGTH OF	OPP. STRENGTH	TEAM	ADJ.	CONF.	ADJ CONF.
Average RPI Loss:	56	RECORD	PCT. RANK	GAMES	SCHEDULE	OF SCHEDULE	RPI	RPI	RPI	RPI
DIV. I ONLY	7- 15	271	1- 9	16	20	142	142	4	4	
DIV. I NON-CONF.	6- 5	148	1- 0	75	105	134	134	3	3	
TOTALS	RPI 1-25	RPI 26-50	W-L RECORDS	RPI 51-100	RPI 101-150	RPI 150+				
7- 15	0- 7	0- 1	OVERALL	1- 4	3- 2	3- 1				
6- 7	0- 3	0- 1	HOME	1- 2	3- 0	2- 1				
1- 8	0- 4	0- 0	AWAY	0- 2	0- 2	1- 0				
0- 0	0- 0	0- 0	NEUTRAL	0- 0	0- 0	0- 0				
6- 5	0- 1	0- 1	NON-CONFERENCE	0- 1	3- 1	3- 1				
5- 3	0- 0	0- 1	HOME	0- 1	3- 0	2- 1				
1- 2	0- 1	0- 0	AWAY	0- 0	0- 1	1- 0				
0- 0	0- 0	0- 0	NEUTRAL	0- 0	0- 0	0- 0				
1- 10	0- 6	0- 0	CONFERENCE	1- 3	0- 1	0- 0				
1- 4	0- 3	0- 0	HOME	1- 1	0- 0	0- 0				
0- 6	0- 3	0- 0	AWAY	0- 2	0- 1	0- 0				
0- 0	0- 0	0- 0	NEUTRAL	0- 0	0- 0	0- 0				

RPI 1-25				RPI 26-50				RPI 51-100				RPI 101+				Team's RPI: 142	
RPI	S	Opponent	Score	RPI	S	Opponent	Score	RPI	S	Opponent	Score	RPI	S	Opponent	Score		
5	A	Baylor	43 90	36	H	Harvard	59 69	57	A	Oklahoma St.	70 74	113	A	Alabama	65 71		
5	H	Baylor	43 92					60	H	Texas Tech	66 60	120	H	Arizona	75 51		
10	H	Texas	54 66					63	H	West Virginia	51 62	135	H	North Dakota	76 71		
17	A	Oklahoma	52 89					70	A	Iowa St.	58 87	136	H	Oral Roberts	64 56		
17	H	Oklahoma	54 84					99	H	SMU	63 75	143	A	TCU	68 83		
18	A	Kansas St.	60 73									162	H	Missouri St.	64 87		
23	A	Creighton	49 69									164	H	UC Riverside	90 84		
												191	A	Memphis	68 58		
												294	H	Rhode Island	72 36		
LAST 12 Division I GAMES:																	
				17	A	Oklahoma	52 89	18	A	Kansas St.	60 73						
				60	H	Texas Tech	66 60	70	A	Iowa St.	58 87						
				57	A	Oklahoma St.	70 74	10	H	Texas	54 66						
				143	A	TCU	68 83	5	A	Baylor	43 90						
				63	H	West Virginia	51 62	17	H	Oklahoma	54 84						
				5	H	Baylor	43 92	164	H	UC Riverside	90 84						

Non-Div I Games:

Kansas

Loss, Non-Conf, S Site, H Home A Away N Neutral

Average RPI Win: 115		WON-LOST	WINNING	LAST 10	STRENGTH OF		OPP. STRENGTH	TEAM	ADJ.	CONF.	ADJ CONF.
Average RPI Loss: 22		RECORD	PCT. RANK	GAMES	SCHEDULE		OF SCHEDULE	RPI	RPI	RPI	RPI
DIV. I ONLY		17- 7	68	6- 4	20		3	18	18	4	4
DIV. I NON-CONF.		10- 2	33	0- 0	47		5	18	18	3	3
TOTALS		RPI 1-25	RPI 26-50		W-L RECORDS		RPI 51-100	RPI 101-150		RPI 150+	
17- 7	1- 5	2- 1		OVERALL		6- 1	4- 0		4- 0		
11- 2	1- 2	0- 0		HOME		4- 0	4- 0		2- 0		
3- 5	0- 3	0- 1		AWAY		2- 1	0- 0		1- 0		
3- 0	0- 0	2- 0		NEUTRAL		0- 0	0- 0		1- 0		
10- 2	1- 1	2- 1		NON-CONFERENCE		1- 0	2- 0		4- 0		
6- 1	1- 1	0- 0		HOME		1- 0	2- 0		2- 0		
1- 1	0- 0	0- 1		AWAY		0- 0	0- 0		1- 0		
3- 0	0- 0	2- 0		NEUTRAL		0- 0	0- 0		1- 0		
7- 5	0- 4	0- 0		CONFERENCE		5- 1	2- 0		0- 0		
5- 1	0- 1	0- 0		HOME		3- 0	2- 0		0- 0		
2- 4	0- 3	0- 0		AWAY		2- 1	0- 0		0- 0		
0- 0	0- 0	0- 0		NEUTRAL		0- 0	0- 0		0- 0		

RPI	S	Opponent	Score	RPI	S	Opponent	Score	RPI	S	Opponent	Score	RPI	S	Opponent	Score
1	H	UConn	58 75	27	N	LSU	69 54	57	A	Oklahoma St.	63 43	127	H	Lamar University	68 43
5	A	Baylor	57 87	38	N	North Carolina St.	67 50	57	H	Oklahoma St.	74 69	138	H	Tulsa	82 62
5	H	Baylor	49 91	49	A	UNI	59 67	60	A	Texas Tech	65 53	142	H	Kansas	73 60
10	A	Texas	58 63					60	H	Texas Tech	68 54	143	H	TCU	74 63
17	A	Oklahoma	80 85					63	H	West Virginia	86 71	166	A	Omaha	70 57
24	H	Auburn	71 66					70	A	Iowa St.	69 75	173	H	Princeton	60 42
								73	H	UT Arlington	62 49	286	N	UTEP	61 40
												328	H	Chicago St.	83 33
LAST 12 Division I GAMES:															
10	A	Texas	58 63	57	A	Oklahoma St.	63 43								
60	A	Texas Tech	65 53	142	H	Kansas	73 60								
57	H	Oklahoma St.	74 69	60	H	Texas Tech	68 54								
5	H	Baylor	49 91	17	A	Oklahoma	80 85								
70	A	Iowa St.	69 75	63	H	West Virginia	86 71								
143	H	TCU	74 63	5	A	Baylor	57 87								

Non-Div I Games:

Kansas St.

■ Loss,
■ Non-Conf,
■ S Site,
■ H Home
■ A Away
N Neutral

Average RPI Win:	299	WON-LOST	WINNING	LAST 10	STRENGTH OF	OPP. STRENGTH	TEAM	ADJ.	CONF.	ADJ CONF.
Average RPI Loss:	166	RECORD	PCT. RANK	GAMES	SCHEDULE	OF SCHEDULE	RPI	RPI	RPI	RPI
DIV. I ONLY	6- 16	287	5- 5	229	265	299	299	24	24	
DIV. I NON-CONF.	1- 13	334	0- 4	220	267	338	338	24	24	
TOTALS	RPI 1-25	RPI 26-50	W-L RECORDS	RPI 51-100	RPI 101-150	RPI 150+				
6- 16	0- 0	0- 2	OVERALL	0- 2	0- 4	6- 8				
3- 7	0- 0	0- 2	HOME	0- 1	0- 1	3- 3				
3- 6	0- 0	0- 0	AWAY	0- 0	0- 0	3- 0				
0- 3	0- 0	0- 0	NEUTRAL	0- 0	0- 0	0- 3				
1- 13	0- 0	0- 2	NON-CONFERENCE	0- 0	0- 3	1- 8				
1- 5	0- 0	0- 2	HOME	0- 0	0- 0	1- 3				
0- 5	0- 0	0- 0	AWAY	0- 0	0- 3	0- 2				
0- 3	0- 0	0- 0	NEUTRAL	0- 0	0- 0	0- 3				
5- 3	0- 0	0- 0	CONFERENCE	0- 2	0- 1	5- 0				
2- 2	0- 0	0- 0	HOME	0- 1	0- 1	2- 0				
3- 1	0- 0	0- 0	AWAY	0- 1	0- 0	3- 0				
0- 0	0- 0	0- 0	NEUTRAL	0- 0	0- 0	0- 0				

RPI 1-25			RPI 26-50			RPI 51-100			RPI 101+ Team's RPI: 299		
RPI	S	Opponent	Score	RPI	S	Opponent	Score	RPI	S	Opponent	Score
				32	H	Temple	38 79	81	A	Jacksonville	48 72
				50	H	Georgia Tech	49 86	89	H	FGCU	56 75
LAST 12 Division I GAMES:											
				318	H	USC Upstate	74 67	132	H	Stetson	56 65
				306	H	NJIT	75 64	297	A	Lipscomb	70 55
				318	A	USC Upstate	79 71	32	H	Temple	38 79
				284	A	North Florida	67 61	237	H	Wofford	49 78
				81	A	Jacksonville	48 72	172	N	Xavier	52 75
				89	H	FGCU	56 75	250	N	Portland St.	61 71

Non-Div I Games:

Kennesaw St.

■ Loss,
■ Non-Conf,
■ S Site,
■ H Home
■ A Away
N Neutral

Average RPI Win:	204	WON-LOST	WINNING	LAST 10	STRENGTH OF	OPP. STRENGTH	TEAM	ADJ.	CONF.	ADJ CONF.
Average RPI Loss:	91	RECORD	PCT. RANK	GAMES	SCHEDULE	OF SCHEDULE	RPI	RPI	RPI	RPI
DIV. I ONLY	12- 11	164	6- 4	59	180	109	109	10	10	
DIV. I NON-CONF.	6- 6	165	0- 1	104	224	146	146	11	11	
TOTALS	RPI 1-25	RPI 26-50	W-L RECORDS	RPI 51-100	RPI 101-150	RPI 150+				
12- 11	0- 1	1- 0	OVERALL	2- 7	1- 2	8- 1				
7- 3	0- 0	0- 0	HOME	1- 2	0- 0	6- 1				
4- 6	0- 0	1- 0	AWAY	0- 4	1- 2	2- 0				
1- 2	0- 1	0- 0	NEUTRAL	1- 1	0- 0	0- 0				
6- 6	0- 1	0- 0	NON-CONFERENCE	1- 3	1- 1	4- 1				
4- 1	0- 0	0- 0	HOME	0- 0	0- 0	4- 1				
1- 3	0- 0	0- 0	AWAY	0- 2	1- 1	0- 0				
1- 2	0- 1	0- 0	NEUTRAL	1- 1	0- 0	0- 0				
6- 5	0- 0	1- 0	CONFERENCE	1- 4	0- 1	4- 0				
3- 2	0- 0	0- 0	HOME	1- 2	0- 0	2- 0				
3- 3	0- 0	1- 0	AWAY	0- 2	0- 1	2- 0				
0- 0	0- 0	0- 0	NEUTRAL	0- 0	0- 0	0- 0				

RPI 1-25				RPI 26-50				RPI 51-100				RPI 101+ Team's RPI: 109			
RPI	S	Opponent	Score	RPI	S	Opponent	Score	RPI	S	Opponent	Score	RPI	S	Opponent	Score
5	N	Baylor	42 84	47	A	Ohio	68 65	51	A	Iowa	48 83	129	A	Ball St.	47 71
								54	A	Minnesota	62 92	141	A	Wright St.	79 69
								71	A	Buffalo	62 77	147	A	Detroit	52 73
								79	A	Northern Ill.	72 93	167	A	Western Mich.	71 67
								79	H	Northern Ill.	97 98	216	H	Miami (OH)	84 66
								80	N	Western Ky.	73 79	217	H	Robert Morris	65 68
								84	H	Central Mich.	78 91	230	H	Bradley	77 52
								87	H	Toledo	70 60	253	H	Bowling Green	80 78
								89	N	FGCU	77 64	265	A	Eastern Mich.	86 67
												314	H	Eastern Ky.	80 67
												316	H	Youngstown St.	75 60
												323	H	Fort Wayne	66 55
LAST 12 Division I GAMES:															
		71	A	Buffalo	62	77		47	A	Ohio	68	65			
		216	H	Miami (OH)	84	66		79	H	Northern Ill.	97	98			
		253	H	Bowling Green	80	78		265	A	Eastern Mich.	86	67			
		79	A	Northern Ill.	72	93		129	A	Ball St.	47	71			
		87	H	Toledo	70	60		84	H	Central Mich.	78	91			
		167	A	Western Mich.	71	67		54	A	Minnesota	62	92			

Non-Div I Games:

Kent St.

■ Loss,
■ Non-Conf,
■ S Site,
■ H Home
■ A Away
N Neutral

Average RPI Win: 93		WON-LOST	WINNING	LAST 10	STRENGTH OF		OPP. STRENGTH	TEAM	ADJ.	CONF.	ADJ CONF.
Average RPI Loss: 25		RECORD	PCT. RANK	GAMES	SCHEDULE		OF SCHEDULE	RPI	RPI	RPI	RPI
DIV. I ONLY		15- 8	92	6- 4	2		11	16	16	2	2
DIV. I NON-CONF.		9- 4	85	1- 1	4		35	15	15	2	2
<hr/>											
TOTALS	RPI 1-25	RPI 26-50		W-L RECORDS		RPI 51-100		RPI 101-150		RPI 150+	
15- 8	3- 5	2- 2		OVERALL		3- 1		4- 0		3- 0	
12- 3	2- 2	1- 1		HOME		3- 0		3- 0		3- 0	
3- 5	1- 3	1- 1		AWAY		0- 1		1- 0		0- 0	
0- 0	0- 0	0- 0		NEUTRAL		0- 0		0- 0		0- 0	
9- 4	2- 2	0- 1		NON-CONFERENCE		3- 1		1- 0		3- 0	
9- 1	2- 0	0- 1		HOME		3- 0		1- 0		3- 0	
0- 3	0- 2	0- 0		AWAY		0- 1		0- 0		0- 0	
0- 0	0- 0	0- 0		NEUTRAL		0- 0		0- 0		0- 0	
6- 4	1- 3	2- 1		CONFERENCE		0- 0		3- 0		0- 0	
3- 2	0- 2	1- 0		HOME		0- 0		2- 0		0- 0	
3- 2	1- 1	1- 1		AWAY		0- 0		1- 0		0- 0	
0- 0	0- 0	0- 0		NEUTRAL		0- 0		0- 0		0- 0	

RPI 1-25				Team's RPI: 16		RPI 26-50				RPI 51-100				RPI 101+			
RPI	S	Opponent	Score	RPI	S	Opponent	Score	RPI	S	Opponent	Score	RPI	S	Opponent	Score		
3	H	South Carolina	63 75	26	H	Arizona St.	71 73	69	H	Washington St.	69 67	102	H	Ole Miss	89 57		
11	A	Duke	54 69	27	A	LSU	55 42	82	A	Colorado	69 79	104	H	Georgia	82 61		
12	A	Tennessee	65 72	30	A	Missouri	67 73	92	H	Middle Tenn.	61 48	113	A	Alabama	71 54		
14	A	Louisville	67 69	30	H	Missouri	64 62	93	H	New Hampshire	92 43	128	H	Radford	59 36		
17	H	Oklahoma	82 68									165	H	Albany (NY)	70 46		
20	H	Miami (FL)	82 66									189	H	Morehead St.	74 47		
21	H	Texas A&M	68 77									227	H	Samford	80 57		
24	A	Auburn	64 60														
LAST 12 Division I GAMES:																	
3	H	South Carolina	63 75	113	A	Alabama	71 54										
30	A	Missouri	67 73	21	H	Texas A&M	68 77										
102	H	Ole Miss	89 57	30	H	Missouri	64 62										
24	A	Auburn	64 60	12	A	Tennessee	65 72										
27	A	LSU	55 42	11	A	Duke	54 69										
104	H	Georgia	82 61	69	H	Washington St.	69 67										

Non-Div I Games:

Kentucky

Average RPI Win:	306	WON-LOST	WINNING	LAST 10	STRENGTH OF	OPP. STRENGTH	TEAM	ADJ.	CONF.	ADJ CONF.
Average RPI Loss:	215	RECORD	PCT. RANK	GAMES	SCHEDULE	OF SCHEDULE	RPI	RPI	RPI	RPI
DIV. I ONLY	4- 18	320	1- 2	269	343	333	333	31	31	
DIV. I NON-CONF.	1- 10	325	0- 1	153	304	322	322	32	32	
TOTALS	RPI 1-25	RPI 26-50	W-L RECORDS	RPI 51-100	RPI 101-150	RPI 150+				
4- 18	0- 0	0- 1	OVERALL	0- 0	0- 2	4- 15				
3- 8	0- 0	0- 0	HOME	0- 0	0- 1	3- 7				
1- 8	0- 0	0- 1	AWAY	0- 0	0- 1	1- 6				
0- 2	0- 0	0- 0	NEUTRAL	0- 0	0- 0	0- 2				
1- 10	0- 0	0- 1	NON-CONFERENCE	0- 0	0- 2	1- 7				
1- 4	0- 0	0- 0	HOME	0- 0	0- 1	1- 3				
0- 4	0- 0	0- 1	AWAY	0- 0	0- 1	0- 2				
0- 2	0- 0	0- 0	NEUTRAL	0- 0	0- 0	0- 2				
3- 8	0- 0	0- 0	CONFERENCE	0- 0	0- 0	3- 8				
2- 4	0- 0	0- 0	HOME	0- 0	0- 0	2- 4				
1- 4	0- 0	0- 0	AWAY	0- 0	0- 0	1- 4				
0- 0	0- 0	0- 0	NEUTRAL	0- 0	0- 0	0- 0				

RPI S	Opponent	Score	RPI S	Opponent	Score	RPI S	Opponent	Score	RPI S	Opponent	Score	Team's RPI: 333
			29 A	Ohio St.	54 113				145 A	Columbia	57 66	
									150 H	Yale	44 75	
									152 H	George Mason	48 64	
									169 N	Milwaukee	50 88	
									170 H	Army West Point	47 68	
									185 A	Seton Hall	59 77	
									193 A	Sacred Heart	48 66	
									215 A	Saint Francis (PA)	52 66	
									215 H	Saint Francis (PA)	30 74	
									217 A	Robert Morris	42 83	
									228 A	Colgate	61 76	
									229 H	UMBC	45 57	
									255 H	Stony Brook	58 48	
									292 H	Bryant	53 62	
									306 N	NJIT	48 50	
									309 A	Central Conn. St.	68 62	
									309 H	Central Conn. St.	71 76	
									319 H	St. Francis Brooklyn	54 56	
									321 H	Mt. St. Mary's	63 60	
									340 H	Wagner	69 64	
									346 A	Fairleigh Dickinson	46 64	
LAST 12 Division I GAMES:												
			306 N	NJIT	48 50		309 H	Central Conn. St.	71 76			
			215 H	Saint Francis (PA)	30 74		319 H	St. Francis Brooklyn	54 56			
			309 A	Central Conn. St.	68 62		217 A	Robert Morris	42 83			
			193 A	Sacred Heart	48 66		215 A	Saint Francis (PA)	52 66			
			340 H	Wagner	69 64		292 H	Bryant	53 62			
			346 A	Fairleigh Dickinson	46 64		321 H	Mt. St. Mary's	63 60			

Non-Div I Games:

LIU Brooklyn

■ Loss,
 ■ Non-Conf,
 ■ S Site,
 ■ H Home
 ■ A Away
 N Neutral

Average RPI Win:	128	WON-LOST	WINNING	LAST 10	STRENGTH OF	OPP. STRENGTH	TEAM	ADJ.	CONF.	ADJ CONF.
Average RPI Loss:	11	RECORD	PCT. RANK	GAMES	SCHEDULE	OF SCHEDULE	RPI	RPI	RPI	RPI
DIV. I ONLY	15- 7	81	5- 5	14	5	27	27	2	2	
DIV. I NON-CONF.	11- 2	24	3- 0	61	18	27	27	2	2	
TOTALS	RPI 1-25	RPI 26-50	W-L RECORDS	RPI 51-100	RPI 101-150	RPI 150+				
15- 7	0- 7	3- 0	OVERALL	4- 0	3- 0	5- 0				
10- 3	0- 3	2- 0	HOME	3- 0	2- 0	3- 0				
2- 3	0- 0	0- 0	AWAY	0- 0	1- 0	1- 0				
3- 1	0- 1	1- 0	NEUTRAL	1- 0	0- 0	1- 0				
11- 2	0- 2	2- 0	NON-CONFERENCE	3- 0	1- 0	5- 0				
7- 1	0- 1	1- 0	HOME	2- 0	1- 0	3- 0				
1- 0	0- 0	0- 0	AWAY	0- 0	0- 0	1- 0				
3- 1	0- 1	1- 0	NEUTRAL	1- 0	0- 0	1- 0				
4- 5	0- 5	1- 0	CONFERENCE	1- 0	2- 0	0- 0				
3- 2	0- 2	1- 0	HOME	1- 0	1- 0	0- 0				
1- 3	0- 3	0- 0	AWAY	0- 0	1- 0	0- 0				
0- 0	0- 0	0- 0	NEUTRAL	0- 0	0- 0	0- 0				

RPI 1-25				RPI 26-50				Team's RPI: 27		RPI 51-100				RPI 101+			
RPI	S	Opponent	Score	RPI	S	Opponent	Score		RPI	S	Opponent	Score	RPI	S	Opponent	Score	
1	H	UConn	53 76	30	H	Missouri	80 71		55	H	Little Rock	69 49	122	A	Arkansas	53 52	
3	H	South Carolina	61 84	33	H	Tulane	69 51		62	H	Wake Forest	60 57	122	H	Arkansas	53 46	
4	A	Mississippi St.	48 74	38	N	North Carolina St.	59 58		64	H	Florida	78 67	143	H	TCU	67 61	
12	A	Tennessee	58 77						75	N	North Carolina	70 43	161	A	Louisiana Tech	77 73	
16	H	Kentucky	42 55										180	H	Rice	66 55	
18	N	Kansas St.	54 69										213	H	Alabama St.	93 40	
21	A	Texas A&M	52 54										286	N	UTEP	78 45	
													343	H	Sam Houston St.	89 41	
LAST 12 Division I GAMES:																	
12	A	Tennessee	58 77	122	A	Arkansas	53 52										
122	H	Arkansas	53 46	64	H	Florida	78 67										
21	A	Texas A&M	52 54	4	A	Mississippi St.	48 74										
16	H	Kentucky	42 55	213	H	Alabama St.	93 40										
3	H	South Carolina	61 84	55	H	Little Rock	69 49										
30	H	Missouri	80 71	75	N	North Carolina	70 43										

Non-Div I Games:

LSU

■ Loss,
■ Non-Conf,
■ S Site,
■ H Home
■ A Away
N Neutral

Average RPI Win:	228	WON-LOST	WINNING	LAST 10	STRENGTH OF	OPP. STRENGTH	TEAM	ADJ.	CONF.	ADJ CONF.
Average RPI Loss:	113	RECORD	PCT. RANK	GAMES	SCHEDULE	OF SCHEDULE	RPI	RPI	RPI	RPI
DIV. I ONLY	14- 9	119	6- 4	267	114	171	171	12	12	
DIV. I NON-CONF.	7- 5	137	1- 1	250	173	171	171	12	12	
TOTALS	RPI 1-25	RPI 26-50	W-L RECORDS	RPI 51-100	RPI 101-150	RPI 150+				
14- 9	0- 0	0- 2	OVERALL	1- 2	1- 4	12- 1				
7- 5	0- 0	0- 1	HOME	0- 1	0- 2	7- 1				
6- 4	0- 0	0- 1	AWAY	1- 1	1- 2	4- 0				
1- 0	0- 0	0- 0	NEUTRAL	0- 0	0- 0	1- 0				
7- 5	0- 0	0- 2	NON-CONFERENCE	0- 1	1- 1	6- 1				
4- 2	0- 0	0- 1	HOME	0- 0	0- 0	4- 1				
2- 3	0- 0	0- 1	AWAY	0- 1	1- 1	1- 0				
1- 0	0- 0	0- 0	NEUTRAL	0- 0	0- 0	1- 0				
7- 4	0- 0	0- 0	CONFERENCE	1- 1	0- 3	6- 0				
3- 3	0- 0	0- 0	HOME	0- 1	0- 2	3- 0				
4- 1	0- 0	0- 0	AWAY	1- 0	0- 1	3- 0				
0- 0	0- 0	0- 0	NEUTRAL	0- 0	0- 0	0- 0				

RPI S	Opponent	Score	RPI S	Opponent	Score	RPI S	Opponent	Score	RPI S	Opponent	Score	Team's RPI: 171
32	A Temple	70 86	36	H Harvard	64 66	56	H George Washington	65 79	114	H Duquesne	68 76	
						65	A Dayton	54 51	121	A Penn	58 56	
						68	A Villanova	49 52	123	A VCU	56 61	
									126	A Rider	61 74	
									139	H Saint Joseph's	55 75	
									152	H George Mason	59 57	
									177	H Fairfield	68 61	
									178	H American	63 59	
									216	N Miami (OH)	79 70	
									220	A UNCW	64 48	
									238	A Richmond	63 58	
									281	A Davidson	65 58	
									294	A Rhode Island	58 49	
									294	H Rhode Island	70 51	
									298	H Massachusetts	68 64	
									310	H UMKC	64 59	
									324	H Lafayette	49 56	
									343	H Delaware St.	78 38	
LAST 12 Division I GAMES:												
56	H George Washington	65 79	139	H Saint Joseph's	55 75							
294	A Rhode Island	58 49	36	H Harvard	64 66							
152	H George Mason	59 57	294	H Rhode Island	70 51							
298	H Massachusetts	68 64	114	H Duquesne	68 76							
281	A Davidson	65 58	123	A VCU	56 61							
238	A Richmond	63 58	310	H UMKC	64 59							

Non-Div I Games:

La Salle

■ Loss,
■ Non-Conf, S Site,
■ Home
■ Away
N Neutral

Average RPI Win:	314	WON-LOST	WINNING	LAST 10	STRENGTH OF	OPP. STRENGTH	TEAM	ADJ.	CONF.	ADJ CONF.
Average RPI Loss:	198	RECORD	PCT. RANK	GAMES	SCHEDULE	OF SCHEDULE	RPI	RPI	RPI	RPI
DIV. I ONLY	3- 17	326	2- 8	288	291	332	332	21	21	
DIV. I NON-CONF.	1- 8	314	1- 0	313	321	343	343	19	19	
TOTALS	RPI 1-25	RPI 26-50	W-L RECORDS	RPI 51-100	RPI 101-150	RPI 150+				
3- 17	0- 0	0- 0	OVERALL	0- 3	0- 2	3- 12				
2- 6	0- 0	0- 0	HOME	0- 1	0- 0	2- 5				
1- 11	0- 0	0- 0	AWAY	0- 2	0- 2	1- 7				
0- 0	0- 0	0- 0	NEUTRAL	0- 0	0- 0	0- 0				
1- 8	0- 0	0- 0	NON-CONFERENCE	0- 0	0- 2	1- 6				
0- 4	0- 0	0- 0	HOME	0- 0	0- 0	0- 4				
1- 4	0- 0	0- 0	AWAY	0- 0	0- 2	1- 2				
0- 0	0- 0	0- 0	NEUTRAL	0- 0	0- 0	0- 0				
2- 9	0- 0	0- 0	CONFERENCE	0- 3	0- 0	2- 6				
2- 2	0- 0	0- 0	HOME	0- 1	0- 0	2- 1				
0- 7	0- 0	0- 0	AWAY	0- 2	0- 0	0- 5				
0- 0	0- 0	0- 0	NEUTRAL	0- 0	0- 0	0- 0				

RPI S	Opponent	Score	RPI S	Opponent	Score	RPI S	Opponent	Score	RPI S	Opponent	Score	Team's RPI: 332
						55	A Little Rock	34 78	102	A Ole Miss	40 97	
						55	H Little Rock	47 92	122	A Arkansas	46 92	
						73	A UT Arlington	59 93	161	H Louisiana Tech	53 73	
									180	H Rice	50 93	
									181	A Texas St.	50 63	
									192	A Louisiana	57 67	
									247	H Grambling	54 59	
									257	A Ga. Southern	65 76	
									257	H Ga. Southern	44 65	
									260	H McNeese	52 78	
									283	A Georgia St.	35 87	
									283	H Georgia St.	72 63	
									303	A Northwestern St.	65 67	
									308	A Nicholls St.	54 73	
									322	A Arkansas St.	56 71	
									322	H Arkansas St.	59 51	
									337	A Houston Baptist	77 65	
LAST 12 Division I GAMES:												
257	A	Ga. Southern	65	76	283	H	Georgia St.	72	63			
283	A	Georgia St.	35	87	257	H	Ga. Southern	44	65			
322	H	Arkansas St.	59	51	192	A	Louisiana	57	67			
55	H	Little Rock	47	92	55	A	Little Rock	34	78			
73	A	UT Arlington	59	93	322	A	Arkansas St.	56	71			
181	A	Texas St.	50	63	337	A	Houston Baptist	77	65			

Non-Div I Games: Centenary (LA) 83 39 LSU-Alexandria 73 61

La.-Monroe

Loss, Non-Conf, S Site, H Home A Away N Neutral

Average RPI Win: 171	WON-LOST	WINNING	LAST 10	STRENGTH OF	OPP. STRENGTH	TEAM	ADJ.	CONF.	ADJ CONF.
Average RPI Loss: 180	RECORD	PCT. RANK	GAMES	SCHEDULE	OF SCHEDULE	RPI	RPI	RPI	RPI
DIV. I ONLY	1- 22	347	0- 10	151	255	324	324	23	23
DIV. I NON-CONF.	1- 11	330	0- 1	53	192	252	252	25	25
TOTALS	RPI 1-25	RPI 26-50	W-L RECORDS	RPI 51-100	RPI 101-150	RPI 150+			
1- 22	0- 1	0- 0	OVERALL	0- 3	0- 4	1- 14			
0- 9	0- 0	0- 0	HOME	0- 1	0- 1	0- 7			
1- 10	0- 1	0- 0	AWAY	0- 1	0- 3	1- 5			
0- 3	0- 0	0- 0	NEUTRAL	0- 1	0- 0	0- 2			
1- 11	0- 1	0- 0	NON-CONFERENCE	0- 3	0- 3	1- 4			
0- 3	0- 0	0- 0	HOME	0- 1	0- 1	0- 1			
1- 5	0- 1	0- 0	AWAY	0- 1	0- 2	1- 1			
0- 3	0- 0	0- 0	NEUTRAL	0- 1	0- 0	0- 2			
0- 11	0- 0	0- 0	CONFERENCE	0- 0	0- 1	0- 10			
0- 6	0- 0	0- 0	HOME	0- 0	0- 0	0- 6			
0- 5	0- 0	0- 0	AWAY	0- 0	0- 1	0- 4			
0- 0	0- 0	0- 0	NEUTRAL	0- 0	0- 0	0- 0			

RPI 1-25				RPI 26-50				RPI 51-100				RPI 101+				Team's RPI: 324
RPI	S	Opponent	Score	RPI	S	Opponent	Score	RPI	S	Opponent	Score	RPI	S	Opponent	Score	
14	A	Louisville	48 92					83	A	St. John's (NY)	46 64	114	A	Duquesne	52 67	
								86	H	Drexel	39 81	119	A	Navy	41 76	
								94	N	Chattanooga	43 68	121	H	Penn	47 64	
												126	A	Rider	58 76	
												157	N	Hampton	55 58	
												170	A	Army West Point	73 76	
												170	H	Army West Point	55 63	
												171	A	La Salle	56 49	
												173	A	Princeton	27 65	
												178	H	American	52 76	
												217	H	Robert Morris	51 62	
												228	A	Colgate	69 76	
												239	A	Loyola Maryland	47 75	
												239	H	Loyola Maryland	55 60	
												253	N	Bowling Green	42 69	
												277	A	Boston U.	50 68	
												277	H	Boston U.	58 75	
												304	H	Holy Cross	61 67	
												312	H	Lehigh	53 56	
LAST 12 Division I GAMES:																
277	H	Boston U.	58 75	304	H	Holy Cross	61 67									
170	H	Army West Point	55 63	277	A	Boston U.	50 68									
239	A	Loyola Maryland	47 75	170	A	Army West Point	73 76									
312	H	Lehigh	53 56	239	H	Loyola Maryland	55 60									
178	H	American	52 76	228	A	Colgate	69 76									
119	A	Navy	41 76	86	H	Drexel	39 81									

Non-Div I Games:

Lafayette






















































































Average RPI Win:	269	WON-LOST	WINNING	LAST 10	STRENGTH OF	OPP. STRENGTH	TEAM	ADJ.	CONF.	ADJ CONF.
Average RPI Loss:	100	RECORD	PCT. RANK	GAMES	SCHEDULE	OF SCHEDULE	RPI	RPI	RPI	RPI
DIV. I ONLY	12- 5	69	8- 2	308	193	127	127	27	27	
DIV. I NON-CONF.	3- 3	165	0- 0	198	3	125	125	27	27	
TOTALS	RPI 1-25	RPI 26-50	W-L RECORDS	RPI 51-100	RPI 101-150	RPI 150+				
12- 5	0- 2	0- 1	OVERALL	0- 0	1- 1	11- 1				
8- 0	0- 0	0- 0	HOME	0- 0	0- 0	8- 0				
4- 5	0- 2	0- 1	AWAY	0- 0	1- 1	3- 1				
0- 0	0- 0	0- 0	NEUTRAL	0- 0	0- 0	0- 0				
3- 3	0- 2	0- 1	NON-CONFERENCE	0- 0	0- 0	3- 0				
2- 0	0- 0	0- 0	HOME	0- 0	0- 0	2- 0				
1- 3	0- 2	0- 1	AWAY	0- 0	0- 0	1- 0				
0- 0	0- 0	0- 0	NEUTRAL	0- 0	0- 0	0- 0				
9- 2	0- 0	0- 0	CONFERENCE	0- 0	1- 1	8- 1				
6- 0	0- 0	0- 0	HOME	0- 0	0- 0	6- 0				
3- 2	0- 0	0- 0	AWAY	0- 0	1- 1	2- 1				
0- 0	0- 0	0- 0	NEUTRAL	0- 0	0- 0	0- 0				

RPI 1-25				RPI 26-50				RPI 51-100				RPI 101+ Team's RPI: 127			
RPI	S	Opponent	Score	RPI	S	Opponent	Score	RPI	S	Opponent	Score	RPI	S	Opponent	Score
6	A	Oregon St.	56 88	37	A	Oregon	67 84					112	A	Central Ark.	70 56
18	A	Kansas St.	43 68									130	A	Abilene Christian	59 77
												195	A	New Orleans	66 55
												195	H	New Orleans	73 42
												240	A	Canisius	65 51
												260	H	McNeese	79 57
												295	H	Northern Ariz.	75 60
												303	H	Northwestern St.	73 60
												305	H	A&M-Corpus Christi	65 49
												308	A	Nicholls St.	67 78
												311	H	Loyola Chicago	76 50
												334	H	Southeastern La.	86 68
												336	H	Incarinate Word	83 54
												343	A	Sam Houston St.	70 44
LAST 12 Division I GAMES:															
260	H	McNeese	79 57	130	A	Abilene Christian	59 77								
195	A	New Orleans	66 55	336	H	Incarinate Word	83 54								
303	H	Northwestern St.	73 60	334	H	Southeastern La.	86 68								
305	H	A&M-Corpus Christi	65 49	195	H	New Orleans	73 42								
308	A	Nicholls St.	67 78	112	A	Central Ark.	70 56								
343	A	Sam Houston St.	70 44	311	H	Loyola Chicago	76 50								

Non-Div I Games: St. Thomas (TX) 95 49 Louisiana Col. 94 55 Howard Payne 93 56 Southwestern (TX) 87 41
Lamar University





Loss, Non-Conf, S Site, H Home A Away N Neutral

Average RPI Win: 288	WON-LOST	WINNING	LAST 10	STRENGTH OF	OPP. STRENGTH	TEAM	ADJ.	CONF.	ADJ CONF.
Average RPI Loss: 176	RECORD	PCT. RANK	GAMES	SCHEDULE	OF SCHEDULE	RPI	RPI	RPI	RPI
DIV. I ONLY	6- 15	283	2- 8	247	298	312	312	23	23
DIV. I NON-CONF.	4- 6	209	0- 1	221	320	262	262	25	25
TOTALS	RPI 1-25	RPI 26-50	W-L RECORDS	RPI 51-100	RPI 101-150	RPI 150+			
6- 15	0- 0	0- 1	OVERALL	0- 2	0- 3	6- 9			
4- 8	0- 0	0- 0	HOME	0- 1	0- 2	4- 5			
2- 7	0- 0	0- 1	AWAY	0- 1	0- 1	2- 4			
0- 0	0- 0	0- 0	NEUTRAL	0- 0	0- 0	0- 0			
4- 6	0- 0	0- 1	NON-CONFERENCE	0- 1	0- 2	4- 2			
3- 3	0- 0	0- 0	HOME	0- 0	0- 1	3- 2			
1- 3	0- 0	0- 1	AWAY	0- 1	0- 1	1- 0			
0- 0	0- 0	0- 0	NEUTRAL	0- 0	0- 0	0- 0			
2- 9	0- 0	0- 0	CONFERENCE	0- 1	0- 1	2- 7			
1- 5	0- 0	0- 0	HOME	0- 1	0- 1	1- 3			
1- 4	0- 0	0- 0	AWAY	0- 0	0- 0	1- 4			
0- 0	0- 0	0- 0	NEUTRAL	0- 0	0- 0	0- 0			

RPI S	Opponent	Score	RPI S	Opponent	Score	RPI S	Opponent	Score	RPI S	Opponent	Score	Team's RPI: 312
			45   California	63   96		61  Bucknell	58   77		114   Duquesne	49   63		
						68  Villanova	37   59		119  Navy	64   66		
									126  Rider	68   75		
									170  Army West Point	71   75		
									178  American	51   68		
									178  American	58   70		
									193  Sacred Heart	68 62		
									225  Monmouth	62   73		
									239  Loyola Maryland	58   62		
									239  Loyola Maryland	86 69		
									258  Norfolk St.	57   81		
									277  Boston U.	50   64		
									277  Boston U.	64   69		
									304  Holy Cross	47   65		
									306  NJIT	84 52		
									321  Mt. St. Mary's	74 57		
									324  Lafayette	56 53		
									343  Delaware St.	91 80		
LAST 12 Division I GAMES:												
178  American	58   70	61  Bucknell	58   77									
239  Loyola Maryland	86 69	178  American	51   68									
277  Boston U.	50   64	239  Loyola Maryland	58   62									
324  Lafayette	56 53	277  Boston U.	64   69									
119  Navy	64   66	170  Army West Point	71   75									
304  Holy Cross	47   65	45  California	63   96									

Non-Div I Games: East Stroudsburg 78 72

Lehigh

 Loss,
  Non-Conf,
  S Site,
  Home
  Away
 N Neutral

Liberty

Through Games Of Feb. 4, 2017

Average RPI Win: 284	WON-LOST	WINNING	LAST 10	STRENGTH OF	OPP. STRENGTH	TEAM	ADJ.	CONF.	ADJ CONF.
Average RPI Loss: 162	RECORD	PCT. RANK	GAMES	SCHEDULE	OF SCHEDULE	RPI	RPI	RPI	RPI
DIV. I ONLY	7- 13	248	7- 3	209	301	269	269	28	28
DIV. I NON-CONF.	0- 10	335	0- 2	99	213	312	312	28	28
TOTALS	RPI 1-25	RPI 26-50	W-L RECORDS	RPI 51-100	RPI 101-150	RPI 150+			
7- 13	0- 1	0- 1	OVERALL	0- 1	0- 4	7- 6			
5- 3	0- 1	0- 1	HOME	0- 0	0- 0	5- 1			
2- 6	0- 0	0- 0	AWAY	0- 0	0- 3	2- 3			
0- 4	0- 0	0- 0	NEUTRAL	0- 1	0- 1	0- 2			
0- 10	0- 1	0- 1	NON-CONFERENCE	0- 1	0- 3	0- 4			
0- 3	0- 1	0- 1	HOME	0- 0	0- 0	0- 1			
0- 3	0- 0	0- 0	AWAY	0- 0	0- 2	0- 1			
0- 4	0- 0	0- 0	NEUTRAL	0- 1	0- 1	0- 2			
7- 3	0- 0	0- 0	CONFERENCE	0- 0	0- 1	7- 2			
5- 0	0- 0	0- 0	HOME	0- 0	0- 0	5- 0			
2- 3	0- 0	0- 0	AWAY	0- 0	0- 1	2- 2			
0- 0	0- 0	0- 0	NEUTRAL	0- 0	0- 0	0- 0			

RPI 1-25			RPI 26-50			RPI 51-100			RPI 101+ Team's RPI: 269		
RPI	S	Opponent	Score	RPI	S	Opponent	Score	RPI	S	Opponent	Score
11	H	Duke	38 98	44	H	James Madison	48 62	65	N	Dayton	53 82
								112	N	Central Ark.	41 61
								119	A	Navy	66 67
								128	A	Radford	68 76
								148	A	UTSA	64 80
								184	H	Appalachian St.	57 66
								223	A	Campbell	58 52
								224	A	UNC Asheville	54 64
								229	N	UMBC	51 62
								238	N	Richmond	54 63
								241	H	Presbyterian	68 60
								279	A	Charleston So.	81 72
								290	A	Gardner-Webb	82 84
								290	H	Gardner-Webb	66 63
								293	H	High Point	81 74
								320	A	Valparaiso	68 70
								325	H	Winthrop	80 51
								335	H	Longwood	92 47
LAST 12 Division I GAMES:											
290	H	Gardner-Webb	66 63	290	A	Gardner-Webb	82 84				
223	A	Campbell	58 52	241	H	Presbyterian	68 60				
325	H	Winthrop	80 51	293	H	High Point	81 74				
128	A	Radford	68 76	279	A	Charleston So.	81 72				
224	A	UNC Asheville	54 64	229	N	UMBC	51 62				
335	H	Longwood	92 47	65	N	Dayton	53 82				

Non-Div I Games: West Liberty 64 38

Liberty

Loss, Non-Conf, S Site, H Home A Away N Neutral

Average RPI Win: 252	WON-LOST	WINNING	LAST 10	STRENGTH OF	OPP. STRENGTH	TEAM	ADJ.	CONF.	ADJ CONF.
Average RPI Loss: 186	RECORD	PCT. RANK	GAMES	SCHEDULE	OF SCHEDULE	RPI	RPI	RPI	RPI
DIV. I ONLY	4- 18	320	2- 8	134	322	297	297	24	24
DIV. I NON-CONF.	2- 12	310	2- 2	81	335	270	270	24	24
TOTALS	RPI 1-25	RPI 26-50	W-L RECORDS	RPI 51-100	RPI 101-150	RPI 150+			
4- 18	0- 0	0- 0	OVERALL	0- 4	1- 4	3- 10			
2- 8	0- 0	0- 0	HOME	0- 1	0- 2	2- 5			
2- 10	0- 0	0- 0	AWAY	0- 1	1- 0	1- 1			
0- 0	0- 0	0- 0	NEUTRAL	0- 0	0- 0	0- 0			
2- 12	0- 0	0- 0	NON-CONFERENCE	0- 2	1- 3	1- 7			
1- 4	0- 0	0- 0	HOME	0- 0	0- 1	1- 3			
1- 8	0- 0	0- 0	AWAY	0- 2	1- 2	0- 4			
0- 0	0- 0	0- 0	NEUTRAL	0- 0	0- 0	0- 0			
2- 6	0- 0	0- 0	CONFERENCE	0- 2	0- 1	2- 3			
1- 4	0- 0	0- 0	HOME	0- 1	0- 1	1- 2			
1- 2	0- 0	0- 0	AWAY	0- 1	0- 0	1- 1			
0- 0	0- 0	0- 0	NEUTRAL	0- 0	0- 0	0- 0			

RPI 1-25			RPI 26-50			RPI 51-100				RPI 101+			Team's RPI: 297		
RPI	S	Opponent	Score	RPI	S	Opponent	Score	RPI	S	Opponent	Score	RPI	S	Opponent	Score
								78	A	Belmont	62 100	102	A	Ole Miss	49 76
								80	A	Western Ky.	35 87	107	H	Saint Louis	38 83
								81	A	Jacksonville	60 84	113	A	Alabama	35 82
								89	H	FGCU	63 90	129	A	Ball St.	78 74
												132	H	Stetson	66 91
												173	H	Princeton	43 71
												189	A	Morehead St.	53 73
												234	H	Tennessee St.	71 77
												239	A	Loyola Maryland	30 74
												248	A	Murray St.	59 79
												278	H	Tennessee Tech	71 69
												279	H	Charleston So.	52 67
												284	A	North Florida	60 58
												285	A	Southeast Mo. St.	63 79
												299	H	Kennesaw St.	55 70
												306	A	NJIT	68 76
												306	H	NJIT	53 76
												318	H	USC Upstate	84 77
LAST 12 Division I GAMES:															
306	H	NJIT	53 76	89	H	FGCU	63 90								
318	H	USC Upstate	84 77	299	H	Kennesaw St.	55 70								
306	A	NJIT	68 76	173	H	Princeton	43 71								
81	A	Jacksonville	60 84	107	H	Saint Louis	38 83								
284	A	North Florida	60 58	278	H	Tennessee Tech	71 69								
132	H	Stetson	66 91	129	A	Ball St.	78 74								

Non-Div I Games: Anderson (SC) 66 59

Lipscomb

■ Loss,
 ■ Non-Conf,
 ■ S Site,
 ■ H Home
 ■ A Away
 N Neutral

Little Rock

Through Games Of Feb. 4, 2017

Average RPI Win:	206	WON-LOST	WINNING	LAST 10	STRENGTH OF	OPP. STRENGTH	TEAM	ADJ.	CONF.	ADJ CONF.
Average RPI Loss:	37	RECORD	PCT. RANK	GAMES	SCHEDULE	OF SCHEDULE	RPI	RPI	RPI	RPI
DIV. I ONLY	17- 6	47	2- 1	108	126	55	55	21	21	
DIV. I NON-CONF.	6- 6	165	0- 1	16	21	56	56	19	19	
TOTALS	RPI 1-25	RPI 26-50	W-L RECORDS	RPI 51-100	RPI 101-150	RPI 150+				
17- 6	0- 3	0- 2	OVERALL	0- 0	4- 1	13- 0				
10- 2	0- 2	0- 0	HOME	0- 0	3- 0	7- 0				
7- 4	0- 1	0- 2	AWAY	0- 0	1- 1	6- 0				
0- 0	0- 0	0- 0	NEUTRAL	0- 0	0- 0	0- 0				
6- 6	0- 3	0- 2	NON-CONFERENCE	0- 0	3- 1	3- 0				
3- 2	0- 2	0- 0	HOME	0- 0	2- 0	1- 0				
3- 4	0- 1	0- 2	AWAY	0- 0	1- 1	2- 0				
0- 0	0- 0	0- 0	NEUTRAL	0- 0	0- 0	0- 0				
11- 0	0- 0	0- 0	CONFERENCE	0- 0	1- 0	10- 0				
7- 0	0- 0	0- 0	HOME	0- 0	1- 0	6- 0				
4- 0	0- 0	0- 0	AWAY	0- 0	0- 0	4- 0				
0- 0	0- 0	0- 0	NEUTRAL	0- 0	0- 0	0- 0				

RPI 1-25				RPI 26-50				RPI 51-100				Team's RPI: 55	RPI 101+			
RPI	S	Opponent	Score	RPI	S	Opponent	Score	RPI	S	Opponent	Score		RPI	S	Opponent	Score
4	H	Mississippi St.	44 58	27	A	LSU	49 69						105	H	Troy	77 74
17	A	Oklahoma	58 68	35	A	Green Bay	31 57						107	H	Saint Louis	56 43
21	H	Texas A&M	37 55										115	A	Fordham	43 65
													136	H	Oral Roberts	56 50
													138	A	Tulsa	63 58
													162	A	Missouri St.	58 47
													184	A	Appalachian St.	77 69
													184	H	Appalachian St.	67 55
													191	A	Memphis	54 44
													192	A	Louisiana	82 64
													192	H	Louisiana	64 60
													200	H	North Texas	55 44
													243	A	Coastal Caro.	74 66
													243	H	Coastal Caro.	79 47
													246	H	South Ala.	71 54
													322	H	Arkansas St.	73 59
													332	A	La.-Monroe	92 47
													332	H	La.-Monroe	78 34
LAST 12 Division I GAMES:																
115	A	Fordham	43 65	105	H	Troy	77 74									
243	H	Coastal Caro.	79 47	322	H	Arkansas St.	73 59									
184	H	Appalachian St.	67 55	184	A	Appalachian St.	77 69									
192	A	Louisiana	82 64	243	A	Coastal Caro.	74 66									
332	A	La.-Monroe	92 47	332	H	La.-Monroe	78 34									
246	H	South Ala.	71 54	192	H	Louisiana	64 60									

Non-Div I Games:

Little Rock

Loss, Non-Conf, S Site, H Home A Away N Neutral

Average RPI Win:	210	WON-LOST	WINNING	LAST 10	STRENGTH OF	OPP. STRENGTH	TEAM	ADJ.	CONF.	ADJ CONF.
Average RPI Loss:	106	RECORD	PCT. RANK	GAMES	SCHEDULE	OF SCHEDULE	RPI	RPI	RPI	RPI
DIV. I ONLY	15- 8	92	8- 2	155	155	100	100	25	25	
DIV. I NON-CONF.	8- 6	141	1- 2	116	87	101	101	23	23	
TOTALS	RPI 1-25	RPI 26-50	W-L RECORDS	RPI 51-100	RPI 101-150	RPI 150+				
15- 8	1- 1	0- 0	OVERALL	2- 4	1- 1	11- 2				
7- 1	0- 1	0- 0	HOME	1- 0	1- 0	5- 0				
6- 4	0- 0	0- 0	AWAY	1- 1	0- 1	5- 2				
2- 3	1- 0	0- 0	NEUTRAL	0- 3	0- 0	1- 0				
8- 6	1- 1	0- 0	NON-CONFERENCE	0- 4	1- 1	6- 0				
3- 1	0- 1	0- 0	HOME	0- 0	1- 0	2- 0				
3- 2	0- 0	0- 0	AWAY	0- 1	0- 1	3- 0				
2- 3	1- 0	0- 0	NEUTRAL	0- 3	0- 0	1- 0				
7- 2	0- 0	0- 0	CONFERENCE	2- 0	0- 0	5- 2				
4- 0	0- 0	0- 0	HOME	1- 0	0- 0	3- 0				
3- 2	0- 0	0- 0	AWAY	1- 0	0- 0	2- 2				
0- 0	0- 0	0- 0	NEUTRAL	0- 0	0- 0	0- 0				

RPI 1-25				RPI 26-50				RPI 51-100				Team's RPI: 100				RPI 101+			
RPI	S	Opponent	Score	RPI	S	Opponent	Score	RPI	S	Opponent	Score	RPI	S	Opponent	Score	RPI	S	Opponent	Score
11	H	Duke	46 83					53	N	Quinnipiac	60 63	145	H	Columbia	73 60				
22	N	South Fla.	73 68					57	N	Oklahoma St.	57 63	149	A	San Francisco	71 73				
								64	N	Florida	53 83	163	H	Houston	65 55				
								72	A	Southern California	74 82	164	H	UC Riverside	55 51				
								95	A	UC Davis	64 51	198	A	CSUN	56 63				
								95	H	UC Davis	64 62	209	H	Pacific	66 58				
												210	A	Loyola Marymount	81 78				
												232	H	Hawaii	68 57				
												242	A	UC Santa Barbara	60 65				
												270	H	Cal Poly	83 80				
												277	N	Boston U.	61 48				
												291	A	Nevada	97 93				
												307	A	Pepperdine	44 41				
												327	A	UC Irvine	68 63				
												339	A	Cal St. Fullerton	65 48				
LAST 12 Division I GAMES:																			
327	A	UC Irvine	68 63	270	H	Cal Poly	83 80												
198	A	CSUN	56 63	95	A	UC Davis	64 51												
164	H	UC Riverside	55 51	232	H	Hawaii	68 57												
339	A	Cal St. Fullerton	65 48	145	H	Columbia	73 60												
95	H	UC Davis	64 62	53	N	Quinnipiac	60 63												
242	A	UC Santa Barbara	60 65	57	N	Oklahoma St.	57 63												

Non-Div I Games: Biola 76 48

Long Beach St.

■ Loss,
 ■ Non-Conf,
 ■ S Site,
 ■ Home
 ■ A Away
 N Neutral

Average RPI Win:	341	WON-LOST	WINNING	LAST 10	STRENGTH OF	OPP. STRENGTH	TEAM	ADJ.	CONF.	ADJ CONF.
Average RPI Loss:	209	RECORD	PCT. RANK	GAMES	SCHEDULE	OF SCHEDULE	RPI	RPI	RPI	RPI
DIV. I ONLY	2- 17	336	0- 10	245	339	335	335	28	28	
DIV. I NON-CONF.	2- 7	284	1- 0	191	338	280	280	28	28	
TOTALS	RPI 1-25	RPI 26-50	W-L RECORDS	RPI 51-100	RPI 101-150	RPI 150+				
2- 17	0- 1	0- 1	OVERALL	0- 2	0- 1	2- 12				
1- 6	0- 0	0- 0	HOME	0- 0	0- 0	1- 6				
1- 11	0- 0	0- 0	AWAY	0- 1	0- 1	1- 2				
0- 0	0- 0	0- 0	NEUTRAL	0- 0	0- 0	0- 0				
2- 7	0- 1	0- 1	NON-CONFERENCE	0- 2	0- 0	2- 3				
1- 1	0- 0	0- 0	HOME	0- 0	0- 0	1- 1				
1- 6	0- 1	0- 1	AWAY	0- 2	0- 0	1- 2				
0- 0	0- 0	0- 0	NEUTRAL	0- 0	0- 0	0- 0				
0- 10	0- 0	0- 0	CONFERENCE	0- 0	0- 1	0- 9				
0- 5	0- 0	0- 0	HOME	0- 0	0- 0	0- 5				
0- 5	0- 0	0- 0	AWAY	0- 0	0- 1	0- 4				
0- 0	0- 0	0- 0	NEUTRAL	0- 0	0- 0	0- 0				

RPI 1-25				RPI 26-50				RPI 51-100				RPI 101+ Team's RPI: 335			
RPI	S	Opponent	Score	RPI	S	Opponent	Score	RPI	S	Opponent	Score	RPI	S	Opponent	Score
11	A	Duke	48 105	40	A	Marquette	37 87	63	A	West Virginia	40 107	128	A	Radford	55 73
								88	A	Charlotte	41 66	223	A	Campbell	50 74
												223	H	Campbell	54 66
												224	H	UNC Asheville	53 80
												241	A	Presbyterian	55 65
												244	A	Marshall	50 70
												258	H	Norfolk St.	56 85
												269	A	Liberty	47 92
												279	H	Charleston So.	47 62
												290	H	Gardner-Webb	43 77
												293	H	High Point	49 80
												325	A	Winthrop	72 78
												338	A	UMass Lowell	72 59
												343	H	Delaware St.	88 77
												346	A	Fairleigh Dickinson	59 75
LAST 12 Division I GAMES:															
223	A	Campbell	50 74	128	A	Radford	55 73								
293	H	High Point	49 80	290	H	Gardner-Webb	43 77								
279	H	Charleston So.	47 62	224	H	UNC Asheville	53 80								
325	A	Winthrop	72 78	241	A	Presbyterian	55 65								
223	H	Campbell	54 66	343	H	Delaware St.	88 77								
269	A	Liberty	47 92	244	A	Marshall	50 70								

Non-Div I Games: West Va. Tech 58 76 Milligan 71 47

Longwood

Loss, Non-Conf, S Site, H Home A Away N Neutral

Average RPI Win:	284	WON-LOST	WINNING	LAST 10	STRENGTH OF	OPP. STRENGTH	TEAM	ADJ.	CONF.	ADJ CONF.
Average RPI Loss:	113	RECORD	PCT. RANK	GAMES	SCHEDULE	OF SCHEDULE	RPI	RPI	RPI	RPI
DIV. I ONLY	10- 8	142	6- 4	256	219	192	192	21	21	
DIV. I NON-CONF.	4- 3	141	1- 0	253	108	181	181	19	19	
TOTALS	RPI 1-25	RPI 26-50	W-L RECORDS	RPI 51-100	RPI 101-150	RPI 150+				
10- 8	0- 1	0- 0	OVERALL	0- 3	0- 1	10- 3				
6- 2	0- 0	0- 0	HOME	0- 1	0- 0	6- 1				
3- 5	0- 0	0- 0	AWAY	0- 1	0- 1	3- 0				
1- 1	0- 1	0- 0	NEUTRAL	0- 0	0- 0	1- 0				
4- 3	0- 1	0- 0	NON-CONFERENCE	0- 0	0- 1	4- 1				
2- 1	0- 0	0- 0	HOME	0- 0	0- 0	2- 1				
1- 1	0- 0	0- 0	AWAY	0- 0	0- 1	1- 0				
1- 1	0- 1	0- 0	NEUTRAL	0- 0	0- 0	1- 0				
6- 5	0- 0	0- 0	CONFERENCE	0- 3	0- 0	6- 2				
4- 1	0- 0	0- 0	HOME	0- 1	0- 0	4- 0				
2- 4	0- 0	0- 0	AWAY	0- 2	0- 0	2- 2				
0- 0	0- 0	0- 0	NEUTRAL	0- 0	0- 0	0- 0				

RPI 1-25				RPI 26-50				RPI 51-100				RPI 101+ Team's RPI: 192			
RPI	S	Opponent	Score	RPI	S	Opponent	Score	RPI	S	Opponent	Score	RPI	S	Opponent	Score
2	N	Notre Dame	51 91					55	A	Little Rock	60 64	116	A	Southern Miss.	49 71
								55	H	Little Rock	64 82	161	H	Louisiana Tech	80 72
								73	A	UT Arlington	66 79	163	H	Houston	64 69
												181	A	Texas St.	40 62
												257	A	Ga. Southern	60 63
												257	H	Ga. Southern	79 52
												260	A	McNeese	77 70
												283	A	Georgia St.	70 64
												283	H	Georgia St.	72 65
												285	N	Southeast Mo. St.	82 78
												322	A	Arkansas St.	80 72
												322	H	Arkansas St.	72 60
												332	H	La.-Monroe	67 57
												334	H	Southeastern La.	86 77
LAST 12 Division I GAMES:															
283	A	Georgia St.	70 64	257	H	Ga. Southern	79 52								
257	A	Ga. Southern	60 63	283	H	Georgia St.	72 65								
55	H	Little Rock	64 82	332	H	La.-Monroe	67 57								
322	H	Arkansas St.	72 60	322	A	Arkansas St.	80 72								
181	A	Texas St.	40 62	55	A	Little Rock	60 64								
73	A	UT Arlington	66 79	161	H	Louisiana Tech	80 72								

Non-Div I Games: Xavier (LA) 74 55 Southern-N.O. 87 57

Louisiana

Loss, Non-Conf, S Site, H Home A Away N Neutral

Average RPI Win:	218	WON-LOST	WINNING	LAST 10	STRENGTH OF	OPP. STRENGTH	TEAM	ADJ.	CONF.	ADJ CONF.
Average RPI Loss:	127	RECORD	PCT. RANK	GAMES	SCHEDULE	OF SCHEDULE	RPI	RPI	RPI	RPI
DIV. I ONLY	10- 11	193	5- 5	132	173	161	161	14	14	
DIV. I NON-CONF.	4- 6	209	0- 1	196	214	214	214	16	16	
TOTALS	RPI 1-25	RPI 26-50	W-L RECORDS	RPI 51-100	RPI 101-150	RPI 150+				
10- 11	0- 1	0- 1	OVERALL	1- 2	1- 4	8- 3				
5- 5	0- 1	0- 1	HOME	1- 1	1- 2	3- 0				
5- 6	0- 0	0- 0	AWAY	0- 1	0- 2	5- 3				
0- 0	0- 0	0- 0	NEUTRAL	0- 0	0- 0	0- 0				
4- 6	0- 1	0- 1	NON-CONFERENCE	0- 0	0- 2	4- 2				
2- 3	0- 1	0- 1	HOME	0- 0	0- 1	2- 0				
2- 3	0- 0	0- 0	AWAY	0- 0	0- 1	2- 2				
0- 0	0- 0	0- 0	NEUTRAL	0- 0	0- 0	0- 0				
6- 5	0- 0	0- 0	CONFERENCE	1- 2	1- 2	4- 1				
3- 2	0- 0	0- 0	HOME	1- 1	1- 1	1- 0				
3- 3	0- 0	0- 0	AWAY	0- 1	0- 1	3- 1				
0- 0	0- 0	0- 0	NEUTRAL	0- 0	0- 0	0- 0				

RPI 1-25				RPI 26-50				RPI 51-100				RPI 101+ Team's RPI: 161			
RPI	S	Opponent	Score	RPI	S	Opponent	Score	RPI	S	Opponent	Score	RPI	S	Opponent	Score
24	H	Auburn	66 76	27	H	LSU	73 77	80	A	Western Ky.	58 67	111	H	SFA	58 60
								88	H	Charlotte	80 54	116	H	Southern Miss.	72 61
								92	H	Middle Tenn.	65 79	118	A	Clemson	67 78
												131	H	Old Dominion	64 69
												148	A	UTSA	61 63
												180	A	Rice	70 67
												191	A	Memphis	54 56
												192	A	Louisiana	72 80
												200	A	North Texas	72 65
												205	H	UAB	64 63
												244	A	Marshall	72 54
												247	H	Grambling	69 55
												260	A	McNeese	66 56
												286	A	UTEP	62 69
												308	H	Nicholls St.	68 52
												332	A	La.-Monroe	73 53
LAST 12 Division I GAMES:															
244	A	Marshall	72 54	131	H	Old Dominion	64 69								
80	A	Western Ky.	58 67	88	H	Charlotte	80 54								
92	H	Middle Tenn.	65 79	148	A	UTSA	61 63								
205	H	UAB	64 63	286	A	UTEP	62 69								
200	A	North Texas	72 65	116	H	Southern Miss.	72 61								
180	A	Rice	70 67	192	A	Louisiana	72 80								

Non-Div I Games: LSU-Alexandria 103 63

Louisiana Tech

■ Loss,
 ■ Non-Conf, S Site,
 ■ Home
 ■ Away
 N Neutral

Louisville

Through Games Of Feb. 4, 2017

Average RPI Win: 118		WON-LOST	WINNING	LAST 10	STRENGTH OF	OPP. STRENGTH	TEAM	ADJ.	CONF.	ADJ CONF.
Average RPI Loss: 16		RECORD	PCT. RANK	GAMES	SCHEDULE	OF SCHEDULE	RPI	RPI	RPI	RPI
DIV. I ONLY		20- 5	20	7- 3	10	26	14	14	3	3
DIV. I NON-CONF.		13- 2	22	2- 0	37	29	12	12	4	4
TOTALS		RPI 1-25	RPI 26-50		W-L RECORDS		RPI 51-100	RPI 101-150	RPI 150+	
20- 5	3- 4	3- 1		OVERALL		5- 0	4- 0	5- 0		
13- 2	2- 1	3- 1		HOME		3- 0	1- 0	4- 0		
7- 2	1- 2	0- 0		AWAY		2- 0	3- 0	1- 0		
0- 1	0- 1	0- 0		NEUTRAL		0- 0	0- 0	0- 0		
13- 2	2- 2	1- 0		NON-CONFERENCE		4- 0	1- 0	5- 0		
9- 1	1- 1	1- 0		HOME		3- 0	0- 0	4- 0		
4- 0	1- 0	0- 0		AWAY		1- 0	1- 0	1- 0		
0- 1	0- 1	0- 0		NEUTRAL		0- 0	0- 0	0- 0		
7- 3	1- 2	2- 1		CONFERENCE		1- 0	3- 0	0- 0		
4- 1	1- 0	2- 1		HOME		0- 0	1- 0	0- 0		
3- 2	0- 2	0- 0		AWAY		1- 0	2- 0	0- 0		
0- 0	0- 0	0- 0		NEUTRAL		0- 0	0- 0	0- 0		

RPI S	Opponent	Score	RPI S	Opponent	Score	RPI S	Opponent	Score	RPI S	Opponent	Score
3 N	South Carolina	59 83	34 H	Syracuse	91 76	58 A	Virginia	86 81	108 A	Vanderbilt	78 66
7 A	Florida St.	65 72	38 H	North Carolina St.	70 72	78 H	Belmont	73 50	118 A	Clemson	60 46
11 A	Duke	55 58	39 H	South Dakota St.	83 30	80 H	Western Ky.	68 61	133 A	Pittsburgh	63 48
16 H	Kentucky	69 67	50 H	Georgia Tech	91 51	92 A	Middle Tenn.	91 72	133 H	Pittsburgh	73 52
19 H	Maryland	72 78				94 H	Chattanooga	63 47	182 H	Col. of Charleston	86 58
20 H	Miami (FL)	63 59							253 H	Bowling Green	83 58
22 A	South Fla.	66 52							261 A	UT Martin	100 57
									274 H	Evansville	89 47
									324 H	Lafayette	92 48
LAST 12 Division I GAMES:											
38 H	North Carolina St.	70 72	7 A	Florida St.	65 72						
133 A	Pittsburgh	63 48	133 H	Pittsburgh	73 52						
118 A	Clemson	60 46	58 A	Virginia	86 81						
22 A	South Fla.	66 52	11 A	Duke	55 58						
50 H	Georgia Tech	91 51	34 H	Syracuse	91 76						
20 H	Miami (FL)	63 59	108 A	Vanderbilt	78 66						

Non-Div I Games:

Louisville

■ Loss,
■ Non-Conf, S Site,
■ Home
■ Away
N Neutral

Average RPI Win:	323	WON-LOST	WINNING	LAST 10	STRENGTH OF	OPP. STRENGTH	TEAM	ADJ.	CONF.	ADJ CONF.
Average RPI Loss:	135	RECORD	PCT. RANK	GAMES	SCHEDULE	OF SCHEDULE	RPI	RPI	RPI	RPI
DIV. I ONLY	2- 19	338	1- 9	109	177	311	311	16	16	
DIV. I NON-CONF.	1- 10	325	0- 2	30	170	254	254	14	14	
TOTALS	RPI 1-25	RPI 26-50	W-L RECORDS	RPI 51-100	RPI 101-150	RPI 150+				
2- 19	0- 2	0- 2	OVERALL	0- 2	0- 4	2- 9				
2- 7	0- 1	0- 0	HOME	0- 1	0- 0	2- 5				
0- 10	0- 1	0- 2	AWAY	0- 1	0- 2	0- 4				
0- 2	0- 0	0- 0	NEUTRAL	0- 0	0- 2	0- 0				
1- 10	0- 2	0- 0	NON-CONFERENCE	0- 2	0- 4	1- 2				
1- 3	0- 1	0- 0	HOME	0- 1	0- 0	1- 1				
0- 5	0- 1	0- 0	AWAY	0- 1	0- 2	0- 1				
0- 2	0- 0	0- 0	NEUTRAL	0- 0	0- 2	0- 0				
1- 9	0- 0	0- 2	CONFERENCE	0- 0	0- 0	1- 7				
1- 4	0- 0	0- 0	HOME	0- 0	0- 0	1- 4				
0- 5	0- 0	0- 2	AWAY	0- 0	0- 0	0- 3				
0- 0	0- 0	0- 0	NEUTRAL	0- 0	0- 0	0- 0				

RPI 1-25				RPI 26-50				RPI 51-100				RPI 101+ Team's RPI: 311			
RPI	S	Opponent	Score	RPI	S	Opponent	Score	RPI	S	Opponent	Score	RPI	S	Opponent	Score
15	H	DePaul	46 107	28	A	Drake	46 89	79	H	Northern Ill.	70 90	105	N	Troy	67 91
20	A	Miami (FL)	43 81	49	A	UNI	30 68	84	A	Central Mich.	57 95	118	N	Clemson	40 61
												127	A	Lamar University	50 76
												133	A	Pittsburgh	35 59
												162	H	Missouri St.	32 60
												167	A	Western Mich.	53 65
												169	H	Milwaukee	46 73
												176	H	Wichita St.	64 83
												190	H	Indiana St.	38 48
												202	A	Southern Ill.	57 73
												230	A	Bradley	45 72
												230	H	Bradley	53 60
												274	A	Evansville	36 67
												317	H	Illinois St.	64 61
												328	H	Chicago St.	59 54
LAST 12 Division I GAMES:															
230	A	Bradley	45 72	230	H	Bradley	53 60								
176	H	Wichita St.	64 83	317	H	Illinois St.	64 61								
162	H	Missouri St.	32 60	274	A	Evansville	36 67								
49	A	UNI	30 68	202	A	Southern Ill.	57 73								
28	A	Drake	46 89	127	A	Lamar University	50 76								
190	H	Indiana St.	38 48	15	H	DePaul	46 107								

Non-Div I Games:

Loyola Chicago

■ Loss,
■ Non-Conf,
■ S Site,
■ H Home
■ A Away
N Neutral

Loyola Maryland

Through Games Of Feb. 4, 2017

Average RPI Win:	280	WON-LOST	WINNING	LAST 10	STRENGTH OF	OPP. STRENGTH	TEAM	ADJ.	CONF.	ADJ CONF.
Average RPI Loss:	142	RECORD	PCT. RANK	GAMES	SCHEDULE	OF SCHEDULE	RPI	RPI	RPI	RPI
DIV. I ONLY	9- 13	220	5- 5	212	250	239	239	23	23	
DIV. I NON-CONF.	4- 7	224	0- 1	150	210	219	219	25	25	
TOTALS	RPI 1-25	RPI 26-50	W-L RECORDS	RPI 51-100	RPI 101-150	RPI 150+				
9- 13	0- 1	0- 0	OVERALL	0- 3	0- 4	9- 5				
7- 5	0- 1	0- 0	HOME	0- 1	0- 2	7- 1				
2- 8	0- 0	0- 0	AWAY	0- 2	0- 2	2- 4				
0- 0	0- 0	0- 0	NEUTRAL	0- 0	0- 0	0- 0				
4- 7	0- 1	0- 0	NON-CONFERENCE	0- 2	0- 3	4- 1				
3- 3	0- 1	0- 0	HOME	0- 0	0- 2	3- 0				
1- 4	0- 0	0- 0	AWAY	0- 2	0- 1	1- 1				
0- 0	0- 0	0- 0	NEUTRAL	0- 0	0- 0	0- 0				
5- 6	0- 0	0- 0	CONFERENCE	0- 1	0- 1	5- 4				
4- 2	0- 0	0- 0	HOME	0- 1	0- 0	4- 1				
1- 4	0- 0	0- 0	AWAY	0- 0	0- 1	1- 3				
0- 0	0- 0	0- 0	NEUTRAL	0- 0	0- 0	0- 0				

RPI 1-25				RPI 26-50				RPI 51-100				RPI 101+ Team's RPI: 239			
RPI	S	Opponent	Score	RPI	S	Opponent	Score	RPI	S	Opponent	Score	RPI	S	Opponent	Score
19	H	Maryland	60 79					56	A	George Washington	64 74	106	H	Delaware	45 47
								61	H	Bucknell	66 72	119	A	Navy	51 77
								91	A	Cornell	50 58	133	A	Pittsburgh	44 74
												145	H	Columbia	53 65
												170	A	Army West Point	48 67
												170	H	Army West Point	71 62
												177	A	Fairfield	57 58
												178	H	American	45 60
												228	H	Colgate	87 77
												229	A	UMBC	70 65
												277	A	Boston U.	58 61
												297	H	Lipscomb	74 30
												312	A	Lehigh	69 86
												312	H	Lehigh	62 58
												319	H	St. Francis Brooklyn	69 60
												321	H	Mt. St. Mary's	58 53
												324	A	Lafayette	60 55
												324	H	Lafayette	75 47
LAST 12 Division I GAMES:															
170	A	Army West Point	48 67	119	A	Navy	51 77								
312	A	Lehigh	69 86	170	H	Army West Point	71 62								
324	H	Lafayette	75 47	312	H	Lehigh	62 58								
228	H	Colgate	87 77	324	A	Lafayette	60 55								
61	H	Bucknell	66 72	178	H	American	45 60								
277	A	Boston U.	58 61	56	A	George Washington	64 74								

Non-Div I Games:

Loyola Maryland

Loss, Non-Conf, S Site, H Home A Away N Neutral

Average RPI Win:	238	WON-LOST	WINNING	LAST 10	STRENGTH OF	OPP. STRENGTH	TEAM	ADJ.	CONF.	ADJ CONF.
Average RPI Loss:	116	RECORD	PCT. RANK	GAMES	SCHEDULE	OF SCHEDULE	RPI	RPI	RPI	RPI
DIV. I ONLY	11- 12	188	6- 4	217	154	210	210	15	15	
DIV. I NON-CONF.	5- 6	186	0- 0	232	207	209	209	13	13	
TOTALS	RPI 1-25	RPI 26-50	W-L RECORDS	RPI 51-100	RPI 101-150	RPI 150+				
11- 12	0- 0	0- 0	OVERALL	1- 6	0- 3	10- 3				
7- 6	0- 0	0- 0	HOME	1- 3	0- 2	6- 1				
4- 6	0- 0	0- 0	AWAY	0- 1	0- 0	4- 1				
0- 0	0- 0	0- 0	NEUTRAL	0- 0	0- 0	0- 0				
5- 6	0- 0	0- 0	NON-CONFERENCE	0- 4	0- 1	5- 1				
2- 4	0- 0	0- 0	HOME	0- 2	0- 1	2- 1				
3- 2	0- 0	0- 0	AWAY	0- 2	0- 0	3- 0				
0- 0	0- 0	0- 0	NEUTRAL	0- 0	0- 0	0- 0				
6- 6	0- 0	0- 0	CONFERENCE	1- 2	0- 2	5- 2				
5- 2	0- 0	0- 0	HOME	1- 1	0- 1	4- 0				
1- 4	0- 0	0- 0	AWAY	0- 1	0- 1	1- 2				
0- 0	0- 0	0- 0	NEUTRAL	0- 0	0- 0	0- 0				

RPI 1-25				RPI 26-50				RPI 51-100				RPI 101+ Team's RPI: 210			
RPI	S	Opponent	Score	RPI	S	Opponent	Score	RPI	S	Opponent	Score	RPI	S	Opponent	Score
								57	A	Oklahoma St.	58 66	107	H	Saint Louis	76 90
								69	A	Washington St.	45 92	125	A	St. Mary's (CA)	59 74
								77	H	Gonzaga	56 80	149	H	San Francisco	72 79
								78	H	Belmont	72 79	156	A	Santa Clara	64 71
								97	A	BYU	59 76	156	H	Santa Clara	61 50
								97	H	BYU	77 74	164	H	UC Riverside	72 75
								100	H	Long Beach St.	78 81	209	A	Pacific	65 52
												214	A	Seattle U	62 59
												217	A	San Diego	58 61
												217	H	San Diego	63 55
												235	A	San Diego St.	60 53
												242	H	UC Santa Barbara	57 55
												273	H	Portland	69 54
												307	H	Pepperdine	72 60
												327	H	UC Irvine	58 39
												339	A	Cal St. Fullerton	77 62
LAST 12 Division I GAMES:															
				149	H	San Francisco	72 79					273	H	Portland	69 54
				217	H	San Diego	63 55					77	H	Gonzaga	56 80
				97	H	BYU	77 74					156	A	Santa Clara	64 71
				209	A	Pacific	65 52					307	H	Pepperdine	72 60
				156	H	Santa Clara	61 50					97	A	BYU	59 76
				217	A	San Diego	58 61					125	A	St. Mary's (CA)	59 74

Non-Div I Games:

Loyola Marymount

Average RPI Win: 210	WON-LOST	WINNING	LAST 10	STRENGTH OF	OPP. STRENGTH	TEAM	ADJ.	CONF.	ADJ CONF.
Average RPI Loss: 122	RECORD	PCT. RANK	GAMES	SCHEDULE	OF SCHEDULE	RPI	RPI	RPI	RPI
DIV. I ONLY	12- 13	187	5- 5	119	115	134	134	22	22
DIV. I NON-CONF.	7- 8	181	0- 2	54	37	96	96	21	21
TOTALS	RPI 1-25	RPI 26-50	W-L RECORDS	RPI 51-100	RPI 101-150	RPI 150+			
12- 13	0- 3	0- 2	OVERALL	2- 1	0- 1	10- 6			
7- 1	0- 1	0- 0	HOME	1- 0	0- 0	6- 0			
2- 11	0- 2	0- 2	AWAY	0- 1	0- 1	2- 5			
3- 1	0- 0	0- 0	NEUTRAL	1- 0	0- 0	2- 1			
7- 8	0- 3	0- 2	NON-CONFERENCE	2- 0	0- 1	5- 2			
3- 1	0- 1	0- 0	HOME	1- 0	0- 0	2- 0			
1- 6	0- 2	0- 2	AWAY	0- 0	0- 1	1- 1			
3- 1	0- 0	0- 0	NEUTRAL	1- 0	0- 0	2- 1			
5- 5	0- 0	0- 0	CONFERENCE	0- 1	0- 0	5- 4			
4- 0	0- 0	0- 0	HOME	0- 0	0- 0	4- 0			
1- 5	0- 0	0- 0	AWAY	0- 1	0- 0	1- 4			
0- 0	0- 0	0- 0	NEUTRAL	0- 0	0- 0	0- 0			

RPI 1-25				RPI 26-50				RPI 51-100				RPI 101+ Team's RPI: 134			
RPI	S	Opponent	Score	RPI	S	Opponent	Score	RPI	S	Opponent	Score	RPI	S	Opponent	Score
3	A	South Carolina	42 79	33	A	Tulane	62 77	93	A	New Hampshire	44 50	118	A	Clemson	61 69
4	H	Mississippi St.	43 87	36	A	Harvard	62 69	94	N	Chattanooga	49 39	151	H	Hartford	73 62
20	A	Miami (FL)	51 76					98	H	Purdue	67 47	157	N	Hampton	49 58
												165	H	Albany (NY)	84 71
												174	A	Boston College	53 64
												175	H	Northeastern	68 49
												183	N	ETSU	61 48
												204	A	Binghamton	52 58
												212	H	Dartmouth	60 55
												229	A	UMBC	62 66
												229	H	UMBC	72 40
												255	A	Stony Brook	41 55
												264	A	Vermont	52 55
												264	H	Vermont	59 43
												292	A	Bryant	77 52
												313	N	Saint Peter's	59 43
												338	A	UMass Lowell	65 44
LAST 12 Division I GAMES:															
229	A	UMBC	62 66	255	A	Stony Brook	41 55								
264	H	Vermont	59 43	338	A	UMass Lowell	65 44								
204	A	Binghamton	52 58	229	H	UMBC	72 40								
165	H	Albany (NY)	84 71	264	A	Vermont	52 55								
93	A	New Hampshire	44 50	174	A	Boston College	53 64								
151	H	Hartford	73 62	33	A	Tulane	62 77								

Non-Div I Games:

Maine

■ Loss,
 ■ Non-Conf,
 ■ S Site,
 ■ H Home
 ■ A Away
 N Neutral

RPI 1-25				RPI 26-50				RPI 51-100				RPI 101+				Team's RPI: 267	
RPI	S	Opponent	Score	RPI	S	Opponent	Score	RPI	S	Opponent	Score	RPI	S	Opponent	Score		
								53	A	Quinnipiac	38 81	115	A	Fordham	60 63		
								61	A	Bucknell	64 69	126	A	Rider	64 73		
								71	A	Buffalo	39 73	126	H	Rider	36 53		
								93	H	New Hampshire	42 59	150	H	Yale	63 57		
												152	A	Iona	53 70		
												152	H	Iona	62 76		
												155	A	Brown	58 57		
												177	A	Fairfield	56 71		
												199	H	Siena	68 66		
												221	A	Niagara	42 65		
												221	H	Niagara	59 62		
												233	H	Marist	47 62		
												240	A	Canisius	48 58		
												240	H	Canisius	57 62		
												255	H	Stony Brook	50 55		
												304	H	Holy Cross	60 56		
												313	A	Saint Peter's	69 65		
												313	H	Saint Peter's	57 44		
												319	A	St. Francis Brooklyn	55 52		
LAST 12 Division I GAMES:																	
				221	A	Niagara	42 65	221	H	Niagara	59 62						
				240	A	Canisius	48 58	53	A	Quinnipiac	38 81						
				313	H	Saint Peter's	57 44	177	A	Fairfield	56 71						
				126	A	Rider	64 73	126	H	Rider	36 53						
				313	A	Saint Peter's	69 65	240	H	Canisius	57 62						
				152	H	Iona	62 76	199	H	Siena	68 66						

Manhattan

Page 156

Average RPI Win: 234	WON-LOST	WINNING	LAST 10	STRENGTH OF	OPP. STRENGTH	TEAM	ADJ.	CONF.	ADJ CONF.
Average RPI Loss: 180	RECORD	PCT. RANK	GAMES	SCHEDULE	OF SCHEDULE	RPI	RPI	RPI	RPI
DIV. I ONLY	11- 12	188	6- 4	322	133	233	233	17	17
DIV. I NON-CONF.	3- 7	250	0- 1	321	73	302	302	17	17
TOTALS	RPI 1-25	RPI 26-50	W-L RECORDS	RPI 51-100	RPI 101-150	RPI 150+			
11- 12	0- 2	0- 0	OVERALL	0- 0	0- 2	11- 8			
3- 6	0- 1	0- 0	HOME	0- 0	0- 1	3- 4			
7- 4	0- 0	0- 0	AWAY	0- 0	0- 0	7- 4			
1- 2	0- 1	0- 0	NEUTRAL	0- 0	0- 1	1- 0			
3- 7	0- 2	0- 0	NON-CONFERENCE	0- 0	0- 1	3- 4			
1- 2	0- 1	0- 0	HOME	0- 0	0- 0	1- 1			
1- 3	0- 0	0- 0	AWAY	0- 0	0- 0	1- 3			
1- 2	0- 1	0- 0	NEUTRAL	0- 0	0- 1	1- 0			
8- 5	0- 0	0- 0	CONFERENCE	0- 0	0- 1	8- 4			
2- 4	0- 0	0- 0	HOME	0- 0	0- 1	2- 3			
6- 1	0- 0	0- 0	AWAY	0- 0	0- 0	6- 1			
0- 0	0- 0	0- 0	NEUTRAL	0- 0	0- 0	0- 0			

RPI 1-25				RPI 26-50				RPI 51-100				RPI 101+ Team's RPI: 233			
RPI	S	Opponent	Score	RPI	S	Opponent	Score	RPI	S	Opponent	Score	RPI	S	Opponent	Score
23	H	Creighton	50 72									124	N	East Carolina	68 70
24	N	Auburn	51 52									126	H	Rider	56 69
												152	A	Iona	68 62
												152	H	Iona	37 48
												177	H	Fairfield	71 55
												185	H	Seton Hall	63 76
												196	A	Hofstra	42 62
												199	A	Siena	70 59
												199	H	Siena	68 69
												212	A	Dartmouth	66 61
												221	A	Niagara	60 58
												225	A	Monmouth	69 79
												240	A	Canisius	85 74
												240	H	Canisius	67 60
												267	A	Manhattan	62 47
												275	N	N.C. A&T	69 64
												277	H	Boston U.	76 57
												294	A	Rhode Island	61 82
												304	A	Holy Cross	46 50
												313	A	Saint Peter's	66 58
												313	H	Saint Peter's	69 73
LAST 12 Division I GAMES:															
313	A	Saint Peter's	66 58	126	H	Rider	56 69								
199	A	Siena	70 59	221	A	Niagara	60 58								
240	H	Canisius	67 60	240	A	Canisius	85 74								
152	H	Iona	37 48	225	A	Monmouth	69 79								
199	H	Siena	68 69	177	H	Fairfield	71 55								
152	A	Iona	68 62	23	H	Creighton	50 72								

Non-Div I Games:

Marist

■ Loss,
 ■ Non-Conf,
 ■ S Site,
 ■ H Home
 ■ A Away
 N Neutral

Average RPI Win:	144	WON-LOST	WINNING	LAST 10	STRENGTH OF	OPP. STRENGTH	TEAM	ADJ.	CONF.	ADJ CONF.
Average RPI Loss:	80	RECORD	PCT. RANK	GAMES	SCHEDULE	OF SCHEDULE	RPI	RPI	RPI	RPI
DIV. I ONLY	17- 6	47	6- 4	71	59	40	40	7	7	
DIV. I NON-CONF.	9- 2	37	0- 0	89	71	46	46	7	7	
TOTALS	RPI 1-25	RPI 26-50	W-L RECORDS	RPI 51-100	RPI 101-150	RPI 150+				
17- 6	2- 2	2- 1	OVERALL	2- 1	1- 0	10- 2				
10- 2	0- 1	1- 1	HOME	1- 0	1- 0	7- 0				
7- 3	2- 1	1- 0	AWAY	1- 1	0- 0	3- 1				
0- 1	0- 0	0- 0	NEUTRAL	0- 0	0- 0	0- 1				
9- 2	1- 0	1- 1	NON-CONFERENCE	1- 0	1- 0	5- 1				
6- 1	0- 0	1- 1	HOME	1- 0	1- 0	3- 0				
3- 0	1- 0	0- 0	AWAY	0- 0	0- 0	2- 0				
0- 1	0- 0	0- 0	NEUTRAL	0- 0	0- 0	0- 1				
8- 4	1- 2	1- 0	CONFERENCE	1- 1	0- 0	5- 1				
4- 1	0- 1	0- 0	HOME	0- 0	0- 0	4- 0				
4- 3	1- 1	1- 0	AWAY	1- 1	0- 0	1- 1				
0- 0	0- 0	0- 0	NEUTRAL	0- 0	0- 0	0- 0				

RPI 1-25				RPI 26-50				Team's RPI: 40	RPI 51-100				RPI 101+			
RPI	S	Opponent	Score	RPI	S	Opponent	Score		RPI	S	Opponent	Score	RPI	S	Opponent	Score
6	A	Oregon St.	74 73	26	H	Arizona St.	75 63		68	A	Villanova	77 71	146	H	New Mexico	62 52
15	A	DePaul	102 101	35	H	Green Bay	63 78		83	A	St. John's (NY)	64 70	156	N	Santa Clara	62 65
23	A	Creighton	77 80	41	A	Georgetown	84 77		89	H	Western Ill.	77 61	159	A	Providence	64 66
23	H	Creighton	63 83										159	H	Providence	79 74
													169	H	Milwaukee	85 74
													172	H	Xavier	85 61
													185	A	Seton Hall	83 77
													185	H	Seton Hall	103 60
													203	A	Wisconsin	81 75
													209	A	Pacific	89 75
													215	H	Saint Francis (PA)	104 91
													231	H	Butler	91 53
													335	H	Longwood	87 37
LAST 12 Division I GAMES:																
185	H	Seton Hall	103 60	185	A	Seton Hall	83 77		185	A	Seton Hall	83 77				
23	A	Creighton	77 80	83	A	St. John's (NY)	64 70		83	A	St. John's (NY)	64 70				
159	A	Providence	64 66	159	H	Providence	79 74		159	H	Providence	79 74				
15	A	DePaul	102 101	23	H	Creighton	63 83		23	H	Creighton	63 83				
231	H	Butler	91 53	41	A	Georgetown	84 77		41	A	Georgetown	84 77				
172	H	Xavier	85 61	68	A	Villanova	77 71		68	A	Villanova	77 71				

Non-Div I Games:

Marquette

Average RPI Win:	275	WON-LOST	WINNING	LAST 10	STRENGTH OF	OPP. STRENGTH	TEAM	ADJ.	CONF.	ADJ CONF.
Average RPI Loss:	141	RECORD	PCT. RANK	GAMES	SCHEDULE	OF SCHEDULE	RPI	RPI	RPI	RPI
DIV. I ONLY	10- 10	167	3- 7	316	195	244	244	14	14	
DIV. I NON-CONF.	6- 3	97	0- 0	348	293	246	246	16	16	
TOTALS	RPI 1-25	RPI 26-50	W-L RECORDS	RPI 51-100	RPI 101-150	RPI 150+				
10- 10	0- 0	0- 0	OVERALL	0- 5	1- 2	9- 3				
7- 3	0- 0	0- 0	HOME	0- 1	0- 1	7- 1				
2- 6	0- 0	0- 0	AWAY	0- 4	1- 1	1- 1				
1- 1	0- 0	0- 0	NEUTRAL	0- 0	0- 0	1- 1				
6- 3	0- 0	0- 0	NON-CONFERENCE	0- 2	0- 0	6- 1				
4- 0	0- 0	0- 0	HOME	0- 0	0- 0	4- 0				
1- 2	0- 0	0- 0	AWAY	0- 2	0- 0	1- 0				
1- 1	0- 0	0- 0	NEUTRAL	0- 0	0- 0	1- 1				
4- 7	0- 0	0- 0	CONFERENCE	0- 3	1- 2	3- 2				
3- 3	0- 0	0- 0	HOME	0- 1	0- 1	3- 1				
1- 4	0- 0	0- 0	AWAY	0- 2	1- 1	0- 1				
0- 0	0- 0	0- 0	NEUTRAL	0- 0	0- 0	0- 0				

RPI 1-25			RPI 26-50			RPI 51-100			RPI 101+			Team's RPI: 244
RPI	S	Opponent	Score	RPI	S	Opponent	Score	RPI	S	Opponent	Score	
						75 A North Carolina	53 75	116 H Southern Miss.		78 82		
						80 A Western Ky.	57 73	131 A Old Dominion		69 73		
						88 A Charlotte	77 93	148 A UTSA		88 81		
						92 H Middle Tenn.	63 72	161 H Louisiana Tech		54 72		
						96 A Penn St.	80 82	186 A Illinois		55 53		
								205 H UAB		61 58		
								243 H Coastal Caro.		84 66		
								268 H FIU		70 52		
								286 A UTEP		74 84		
								289 N Prairie View		68 78		
								330 H Fla. Atlantic		76 53		
								335 H Longwood		70 50		
								341 H Florida A&M		77 67		
								343 N Sam Houston St.		73 50		
								348 H Morgan St.		62 43		
LAST 12 Division I GAMES:												
161	H	Louisiana Tech	54 72	92	H	Middle Tenn.	63 72					
116	H	Southern Miss.	78 82	88	A	Charlotte	77 93					
286	A	UTEP	74 84	131	A	Old Dominion	69 73					
148	A	UTSA	88 81	330	H	Fla. Atlantic	76 53					
80	A	Western Ky.	57 73	268	H	FIU	70 52					
205	H	UAB	61 58	335	H	Longwood	70 50					

Non-Div I Games: Me.-Fort Kent 136 62 Bluefield Col. 77 35

Marshall

Loss, Non-Conf, S Site, H Home A Away N Neutral

Maryland

Through Games Of Feb. 4, 2017

Average RPI Win:	148	WON-LOST	WINNING	LAST 10	STRENGTH OF	OPP. STRENGTH	TEAM	ADJ.	CONF.	ADJ CONF.
Average RPI Loss:	1	RECORD	PCT. RANK	GAMES	SCHEDULE	OF SCHEDULE	RPI	RPI	RPI	RPI
DIV. I ONLY	22- 1	3	10- 0	125	24	19	19	6	6	
DIV. I NON-CONF.	12- 1	7	1- 1	218	38	48	48	6	6	
TOTALS	RPI 1-25	RPI 26-50	W-L RECORDS	RPI 51-100	RPI 101-150	RPI 150+				
22- 1	1- 1	3- 0	OVERALL	6- 0	1- 0	11- 0				
11- 1	0- 1	2- 0	HOME	2- 0	0- 0	7- 0				
9- 0	1- 0	0- 0	AWAY	3- 0	1- 0	4- 0				
2- 0	0- 0	1- 0	NEUTRAL	1- 0	0- 0	0- 0				
12- 1	1- 1	1- 0	NON-CONFERENCE	1- 0	1- 0	8- 0				
6- 1	0- 1	0- 0	HOME	0- 0	0- 0	6- 0				
4- 0	1- 0	0- 0	AWAY	0- 0	1- 0	2- 0				
2- 0	0- 0	1- 0	NEUTRAL	1- 0	0- 0	0- 0				
10- 0	0- 0	2- 0	CONFERENCE	5- 0	0- 0	3- 0				
5- 0	0- 0	2- 0	HOME	2- 0	0- 0	1- 0				
5- 0	0- 0	0- 0	AWAY	3- 0	0- 0	2- 0				
0- 0	0- 0	0- 0	NEUTRAL	0- 0	0- 0	0- 0				

RPI 1-25				RPI 26-50				RPI 51-100				RPI 101+			
RPI	S	Opponent	Score	RPI	S	Opponent	Score	RPI	S	Opponent	Score	RPI	S	Opponent	Score
1	H	UConn	81 87	26	N	Arizona St.	83 42	51	A	Iowa	98 82	114	A	Duquesne	77 57
14	A	Louisville	78 72	31	H	Michigan	83 70	51	H	Iowa	100 81	154	H	Towson	97 63
				42	H	Northwestern	96 65	54	A	Minnesota	83 72	178	A	Nebraska	93 49
								69	N	Washington St.	79 69	186	A	Illinois	94 49
								96	H	Penn St.	89 83	187	H	Rutgers	80 71
								98	A	Purdue	85 70	221	A	Niagara	96 64
												229	H	UMBC	92 42
												239	A	Loyola Maryland	79 60
												249	H	UMES	106 61
												313	H	Saint Peter's	101 49
												321	H	Mt. St. Mary's	106 42
												338	H	UMass Lowell	100 44
LAST 12 Division I GAMES:															
				98	A	Purdue	85 70	96	H	Penn St.	89 83				
				51	H	Iowa	100 81	42	H	Northwestern	96 65				
				186	A	Illinois	94 49	178	A	Nebraska	93 49				
				187	H	Rutgers	80 71	54	A	Minnesota	83 72				
				31	H	Michigan	83 70	1	H	UConn	81 87				
				51	A	Iowa	98 82	114	A	Duquesne	77 57				

Non-Div I Games:

Maryland

Loss, Non-Conf, S Site, H Home A Away N Neutral

Massachusetts

Through Games Of Feb. 4, 2017

Average RPI Win:	276	WON-LOST	WINNING	LAST 10	STRENGTH OF	OPP. STRENGTH	TEAM	ADJ.	CONF.	ADJ CONF.
Average RPI Loss:	151	RECORD	PCT. RANK	GAMES	SCHEDULE	OF SCHEDULE	RPI	RPI	RPI	RPI
DIV. I ONLY	8- 16	260	1- 5	287	137	298	298	12	12	
DIV. I NON-CONF.	5- 7	205	1- 0	314	239	275	275	12	12	
TOTALS	RPI 1-25	RPI 26-50	W-L RECORDS	RPI 51-100	RPI 101-150	RPI 150+				
8- 16	0- 0	0- 0	OVERALL	0- 5	1- 3	7- 8				
6- 5	0- 0	0- 0	HOME	0- 1	1- 1	5- 3				
1- 10	0- 0	0- 0	AWAY	0- 0	0- 1	1- 2				
1- 1	0- 0	0- 0	NEUTRAL	0- 1	0- 0	1- 0				
5- 7	0- 0	0- 0	NON-CONFERENCE	0- 3	0- 0	5- 4				
4- 0	0- 0	0- 0	HOME	0- 0	0- 0	4- 0				
0- 6	0- 0	0- 0	AWAY	0- 2	0- 0	0- 4				
1- 1	0- 0	0- 0	NEUTRAL	0- 1	0- 0	1- 0				
3- 9	0- 0	0- 0	CONFERENCE	0- 2	1- 3	2- 4				
2- 5	0- 0	0- 0	HOME	0- 1	1- 1	1- 3				
1- 4	0- 0	0- 0	AWAY	0- 1	0- 2	1- 1				
0- 0	0- 0	0- 0	NEUTRAL	0- 0	0- 0	0- 0				

RPI S	Opponent	Score	RPI S	Opponent	Score	RPI S	Opponent	Score	RPI S	Opponent	Score	Team's RPI: 298
						51 A	Iowa	30 71	107 H	Saint Louis	60 81	
						56 H	George Washington	54 60	114 H	Duquesne	75 67	
						65 A	Dayton	65 77	123 A	VCU	52 55	
						71 A	Buffalo	47 61	139 A	Saint Joseph's	50 81	
						86 N	Drexel	47 65	151 A	Hartford	56 75	
									152 H	George Mason	55 66	
									171 A	La Salle	64 68	
									196 A	Hofstra	55 71	
									219 H	St. Bonaventure	38 55	
									268 A	FIU	57 58	
									277 A	Boston U.	60 64	
									281 A	Davidson	61 60	
									281 H	Davidson	59 63	
									282 H	North Dakota St.	70 58	
									292 H	Bryant	68 62	
									294 H	Rhode Island	68 67	
									304 H	Holy Cross	69 66	
									309 H	Central Conn. St.	76 37	
									329 N	Montana	59 58	
LAST 12 Division I GAMES:												
329 N	Montana	59 58	219 H	St. Bonaventure	38 55							
281 H	Davidson	59 63	114 H	Duquesne	75 67							
107 H	Saint Louis	60 81	281 A	Davidson	61 60							
123 A	VCU	52 55	139 A	Saint Joseph's	50 81							
171 A	La Salle	64 68	294 H	Rhode Island	68 67							
56 H	George Washington	54 60	65 A	Dayton	65 77							

Non-Div I Games: Merrimack 73 44

Massachusetts

Loss, Non-Conf, S Site, H Home A Away N Neutral

Average RPI Win:	325	WON-LOST	WINNING	LAST 10	STRENGTH OF	OPP. STRENGTH	TEAM	ADJ.	CONF.	ADJ CONF.
Average RPI Loss:	130	RECORD	PCT. RANK	GAMES	SCHEDULE	OF SCHEDULE	RPI	RPI	RPI	RPI
DIV. I ONLY	6- 12	260	4- 6	207	270	260	260	27	27	
DIV. I NON-CONF.	1- 6	310	0- 1	190	103	292	292	27	27	
TOTALS	RPI 1-25	RPI 26-50	W-L RECORDS	RPI 51-100	RPI 101-150	RPI 150+				
6- 12	0- 0	0- 1	OVERALL	0- 0	0- 8	6- 3				
3- 5	0- 0	0- 0	HOME	0- 0	0- 2	3- 3				
3- 5	0- 0	0- 1	AWAY	0- 0	0- 4	3- 0				
0- 2	0- 0	0- 0	NEUTRAL	0- 0	0- 2	0- 0				
1- 6	0- 0	0- 1	NON-CONFERENCE	0- 0	0- 3	1- 2				
0- 2	0- 0	0- 0	HOME	0- 0	0- 0	0- 2				
1- 2	0- 0	0- 1	AWAY	0- 0	0- 1	1- 0				
0- 2	0- 0	0- 0	NEUTRAL	0- 0	0- 2	0- 0				
5- 6	0- 0	0- 0	CONFERENCE	0- 0	0- 5	5- 1				
3- 3	0- 0	0- 0	HOME	0- 0	0- 2	3- 1				
2- 3	0- 0	0- 0	AWAY	0- 0	0- 3	2- 0				
0- 0	0- 0	0- 0	NEUTRAL	0- 0	0- 0	0- 0				

RPI 1-25			RPI 26-50			RPI 51-100			RPI 101+			Team's RPI: 260
RPI	S	Opponent	Score	RPI	S	Opponent	Score	RPI	S	Opponent	Score	
				33	A	Tulane	65 82					
								111	H	SFA	65 96	
								112	A	Central Ark.	52 67	
								112	H	Central Ark.	49 72	
								113	N	Alabama	63 84	
								127	A	Lamar University	57 79	
								130	A	Abilene Christian	65 77	
								133	N	Pittsburgh	65 71	
								143	A	TCU	70 74	
								161	H	Louisiana Tech	56 66	
								192	H	Louisiana	70 77	
								195	H	New Orleans	59 71	
								303	A	Northwestern St.	68 63	
								303	H	Northwestern St.	68 52	
								332	A	La.-Monroe	78 52	
								334	A	Southeastern La.	86 83	
								337	H	Houston Baptist	68 53	
								343	H	Sam Houston St.	79 56	
LAST 12 Division I GAMES:												
				127	A	Lamar University	57 79	334	A	Southeastern La.	86 83	
				112	H	Central Ark.	49 72	337	H	Houston Baptist	68 53	
				130	A	Abilene Christian	65 77	343	H	Sam Houston St.	79 56	
				195	H	New Orleans	59 71	111	H	SFA	65 96	
				303	H	Northwestern St.	68 52	303	A	Northwestern St.	68 63	
				112	A	Central Ark.	52 67	133	N	Pittsburgh	65 71	

Non-Div I Games: LSU-Alexandria 100 66 Louisiana Col. 88 47 Southern-N.O. 94 65 Wiley 72 56
McNeese

Loss, Non-Conf, S Site, H Home A Away N Neutral

Average RPI Win: 196	WON-LOST	WINNING	LAST 10	STRENGTH OF	OPP. STRENGTH	TEAM	ADJ.	CONF.	ADJ CONF.
Average RPI Loss: 127	RECORD	PCT. RANK	GAMES	SCHEDULE	OF SCHEDULE	RPI	RPI	RPI	RPI
DIV. I ONLY	10- 12	198	4- 6	147	104	191	191	5	5
DIV. I NON-CONF.	7- 6	157	3- 0	279	180	225	225	5	5
<hr/>									
TOTALS	RPI 1-25	RPI 26-50	W-L RECORDS	RPI 51-100	RPI 101-150	RPI 150+			
10- 12	0- 1	0- 2	OVERALL	0- 2	3- 3	7- 4			
8- 4	0- 0	0- 1	HOME	0- 1	2- 1	6- 1			
2- 7	0- 1	0- 1	AWAY	0- 1	1- 1	1- 3			
0- 1	0- 0	0- 0	NEUTRAL	0- 0	0- 1	0- 0			
7- 6	0- 0	0- 0	NON-CONFERENCE	0- 1	1- 2	6- 3			
6- 2	0- 0	0- 0	HOME	0- 1	1- 1	5- 0			
1- 3	0- 0	0- 0	AWAY	0- 0	0- 0	1- 3			
0- 1	0- 0	0- 0	NEUTRAL	0- 0	0- 1	0- 0			
3- 6	0- 1	0- 2	CONFERENCE	0- 1	2- 1	1- 1			
2- 2	0- 0	0- 1	HOME	0- 0	1- 0	1- 1			
1- 4	0- 1	0- 1	AWAY	0- 1	1- 1	0- 0			
0- 0	0- 0	0- 0	NEUTRAL	0- 0	0- 0	0- 0			

RPI 1-25				RPI 26-50				RPI 51-100				RPI 101+ Team's RPI: 191			
RPI	S	Opponent	Score	RPI	S	Opponent	Score	RPI	S	Opponent	Score	RPI	S	Opponent	Score
22	A	South Fla.	49 79	32	A	Temple	51 66	55	H	Little Rock	44 54	108	H	Vanderbilt	75 59
				32	H	Temple	67 73	99	A	SMU	44 53	122	N	Arkansas	61 91
												138	A	Tulsa	52 57
												140	A	UCF	65 62
												140	H	UCF	65 59
												142	H	Kansas	58 68
												157	H	Cincinnati	59 66
												161	H	Louisiana Tech	56 54
												162	H	Missouri St.	69 60
												163	H	Houston	66 65
												186	A	Illinois	64 54
												202	A	Southern Ill.	61 69
												227	A	Samford	42 48
												285	H	Southeast Mo. St.	65 63
												291	A	Nevada	67 75
												303	H	Northwestern St.	54 38
												308	H	Nicholls St.	73 62
<hr/>															
LAST 12 Division I GAMES:															
				99	A	SMU	44 53	140	A	UCF	65 62				
				140	H	UCF	65 59	138	A	Tulsa	52 57				
				163	H	Houston	66 65	32	H	Temple	67 73				
				32	A	Temple	51 66	108	H	Vanderbilt	75 59				
				22	A	South Fla.	49 79	308	H	Nicholls St.	73 62				
				157	H	Cincinnati	59 66	161	H	Louisiana Tech	56 54				

Non-Div I Games:

Memphis

■ Loss,
 ■ Non-Conf,
 ■ S Site,
 ■ H Home
 ■ A Away
 N Neutral

Average RPI Win:	246	WON-LOST	WINNING	LAST 10	STRENGTH OF	OPP. STRENGTH	TEAM	ADJ.	CONF.	ADJ CONF.
Average RPI Loss:	70	RECORD	PCT. RANK	GAMES	SCHEDULE	OF SCHEDULE	RPI	RPI	RPI	RPI
DIV. I ONLY	15- 5	41	7- 2	246	151	103	103	20	20	
DIV. I NON-CONF.	8- 3	67	1- 1	303	81	115	115	22	22	
TOTALS	RPI 1-25	RPI 26-50	W-L RECORDS	RPI 51-100	RPI 101-150	RPI 150+				
15- 5	0- 1	0- 1	OVERALL	0- 2	0- 1	15- 0				
7- 2	0- 1	0- 0	HOME	0- 1	0- 0	7- 0				
8- 3	0- 0	0- 1	AWAY	0- 1	0- 1	8- 0				
0- 0	0- 0	0- 0	NEUTRAL	0- 0	0- 0	0- 0				
8- 3	0- 1	0- 1	NON-CONFERENCE	0- 0	0- 1	8- 0				
3- 1	0- 1	0- 0	HOME	0- 0	0- 0	3- 0				
5- 2	0- 0	0- 1	AWAY	0- 0	0- 1	5- 0				
0- 0	0- 0	0- 0	NEUTRAL	0- 0	0- 0	0- 0				
7- 2	0- 0	0- 0	CONFERENCE	0- 2	0- 0	7- 0				
4- 1	0- 0	0- 0	HOME	0- 1	0- 0	4- 0				
3- 1	0- 0	0- 0	AWAY	0- 1	0- 0	3- 0				
0- 0	0- 0	0- 0	NEUTRAL	0- 0	0- 0	0- 0				

RPI 1-25			RPI 26-50			RPI 51-100			RPI 101+			Team's RPI: 103
RPI	S	Opponent	Score	RPI	S	Opponent	Score	RPI	S	Opponent	Score	
7	H	Florida St.	40 83	50	A	Georgia Tech	50 70	94	A	Chattanooga	50 70	104 A Georgia 64 72
								94	H	Chattanooga	56 74	163 A Houston 64 60
										183 A ETSU 71 56		
										183 H ETSU 72 55		
										186 A Illinois 51 33		
										223 H Campbell 76 60		
										227 H Samford 59 49		
										237 H Wofford 54 39		
										254 A UNCG 77 64		
										256 H Furman 76 52		
										257 A Ga. Southern 77 56		
										281 A Davidson 67 60		
										288 A Western Caro. 59 57		
										299 H Kennesaw St. 61 46		
										325 A Winthrop 71 48		
										330 H Fla. Atlantic 74 57		
LAST 12 Division I GAMES:												
183	A	ETSU	71 56	254	A	UNCG	77 64					
94	A	Chattanooga	50 70	94	H	Chattanooga	56 74					
227	H	Samford	59 49	183	H	ETSU	72 55					
237	H	Wofford	54 39	281	A	Davidson	67 60					
256	H	Furman	76 52	7	H	Florida St.	40 83					
288	A	Western Caro.	59 57	325	A	Winthrop	71 48					

Non-Div I Games: West Ga. 67 36 Paine 93 50 Emmanuel (GA) 84 70

Mercer

Loss, Non-Conf, S Site, H Home A Away N Neutral

Average RPI Win:	136	WON-LOST	WINNING	LAST 10	STRENGTH OF	OPP. STRENGTH	TEAM	ADJ.	CONF.	ADJ CONF.
Average RPI Loss:	15	RECORD	PCT. RANK	GAMES	SCHEDULE	OF SCHEDULE	RPI	RPI	RPI	RPI
DIV. I ONLY	17- 5	28	6- 4	37	17	20	20	3	3	
DIV. I NON-CONF.	11- 1	13	2- 0	152	48	21	21	4	4	
TOTALS	RPI 1-25	RPI 26-50	W-L RECORDS	RPI 51-100	RPI 101-150	RPI 150+				
17- 5	0- 4	3- 1	OVERALL	5- 0	3- 0	6- 0				
10- 2	0- 2	1- 0	HOME	3- 0	2- 0	4- 0				
6- 3	0- 2	2- 1	AWAY	2- 0	1- 0	1- 0				
1- 0	0- 0	0- 0	NEUTRAL	0- 0	0- 0	1- 0				
11- 1	0- 1	1- 0	NON-CONFERENCE	3- 0	2- 0	5- 0				
7- 0	0- 0	0- 0	HOME	2- 0	2- 0	3- 0				
3- 1	0- 1	1- 0	AWAY	1- 0	0- 0	1- 0				
1- 0	0- 0	0- 0	NEUTRAL	0- 0	0- 0	1- 0				
6- 4	0- 3	2- 1	CONFERENCE	2- 0	1- 0	1- 0				
3- 2	0- 2	1- 0	HOME	1- 0	0- 0	1- 0				
3- 2	0- 1	1- 1	AWAY	1- 0	1- 0	0- 0				
0- 0	0- 0	0- 0	NEUTRAL	0- 0	0- 0	0- 0				

RPI 1-25				RPI 26-50				RPI 51-100				RPI 101+			
RPI	S	Opponent	Score	RPI	S	Opponent	Score	RPI	S	Opponent	Score	RPI	S	Opponent	Score
2	H	Notre Dame	55 67	29	A	Ohio St.	94 89	60	H	Texas Tech	74 56	131	H	Old Dominion	66 56
7	H	Florida St.	66 81	34	A	Syracuse	48 81	62	A	Wake Forest	79 56	133	A	Pittsburgh	82 50
14	A	Louisville	59 63	38	A	North Carolina St.	67 64	75	H	North Carolina	100 88	134	H	Maine	76 51
16	A	Kentucky	66 82	43	H	Virginia Tech	82 75	83	A	St. John's (NY)	62 50	165	N	Albany (NY)	77 53
								88	H	Charlotte	80 46	174	H	Boston College	58 51
												247	H	Grambling	89 61
												263	H	Coppin St.	75 35
												268	A	FIU	69 49
												311	H	Loyola Chicago	81 43
LAST 12 Division I GAMES:															
62	A	Wake Forest	79 56	2	H	Notre Dame	55 67	38	A	North Carolina St.	67 64	133	A	Pittsburgh	82 50
174	H	Boston College	58 51	7	H	Florida St.	66 81	134	H	Maine	76 51	263	H	Coppin St.	75 35
75	H	North Carolina	100 88	43	H	Virginia Tech	82 75	268	A	FIU	69 49	311	H	Loyola Chicago	81 43

Non-Div I Games:

Miami (FL)

■ Loss,
■ Non-Conf, S Site,
■ Home
■ Away
N Neutral

Average RPI Win:	282	WON-LOST	WINNING	LAST 10	STRENGTH OF	OPP. STRENGTH	TEAM	ADJ.	CONF.	ADJ CONF.
Average RPI Loss:	120	RECORD	PCT. RANK	GAMES	SCHEDULE	OF SCHEDULE	RPI	RPI	RPI	RPI
DIV. I ONLY	5- 16	301	1- 9	65	253	216	216	10	10	
DIV. I NON-CONF.	4- 7	224	0- 1	171	340	227	227	11	11	
TOTALS	RPI 1-25	RPI 26-50	W-L RECORDS	RPI 51-100	RPI 101-150	RPI 150+				
5- 16	0- 0	0- 1	OVERALL	0- 6	0- 3	5- 6				
1- 7	0- 0	0- 1	HOME	0- 2	0- 1	1- 3				
2- 7	0- 0	0- 0	AWAY	0- 4	0- 2	2- 1				
2- 2	0- 0	0- 0	NEUTRAL	0- 0	0- 0	2- 2				
4- 7	0- 0	0- 0	NON-CONFERENCE	0- 1	0- 1	4- 5				
0- 3	0- 0	0- 0	HOME	0- 1	0- 0	0- 2				
2- 2	0- 0	0- 0	AWAY	0- 0	0- 1	2- 1				
2- 2	0- 0	0- 0	NEUTRAL	0- 0	0- 0	2- 2				
1- 9	0- 0	0- 1	CONFERENCE	0- 5	0- 2	1- 1				
1- 4	0- 0	0- 1	HOME	0- 1	0- 1	1- 1				
0- 5	0- 0	0- 0	AWAY	0- 4	0- 1	0- 0				
0- 0	0- 0	0- 0	NEUTRAL	0- 0	0- 0	0- 0				

RPI 1-25			RPI 26-50			RPI 51-100			RPI 101+			Team's RPI: 216
RPI	S	Opponent	Score	RPI	S	Opponent	Score	RPI	S	Opponent	Score	
				47	H	Ohio	62 79	71	A	Buffalo	45 71	109 A Kent St. 66 84
								71	H	Buffalo	51 68	129 H Ball St. 60 81
								74	H	IUPUI	53 65	141 A Wright St. 57 65
								79	A	Northern Ill.	76 89	157 H Cincinnati 43 49
								84	A	Central Mich.	61 80	159 N Providence 59 75
								87	A	Toledo	50 64	167 H Western Mich. 60 85
												171 N La Salle 70 79
												189 A Morehead St. 43 77
												190 H Indiana St. 54 62
												245 A Austin Peay 73 58
												262 A Northern Ky. 60 50
												265 H Eastern Mich. 72 61
												314 N Eastern Ky. 65 54
												323 N Fort Wayne 69 47
LAST 12 Division I GAMES:												
129	H	Ball St.	60 81	265	H	Eastern Mich.	72 61					
109	A	Kent St.	66 84	87	A	Toledo	50 64					
47	H	Ohio	62 79	167	H	Western Mich.	60 85					
79	A	Northern Ill.	76 89	71	A	Buffalo	45 71					
84	A	Central Mich.	61 80	141	A	Wright St.	57 65					
71	H	Buffalo	51 68	314	N	Eastern Ky.	65 54					

Non-Div I Games: Cedarville 70 57 Northwood 64 49

Miami (OH)

Loss, Non-Conf, S Site, H Home A Away N Neutral

Average RPI Win:	160	WON-LOST	WINNING	LAST 10	STRENGTH OF	OPP. STRENGTH	TEAM	ADJ.	CONF.	ADJ CONF.
Average RPI Loss:	48	RECORD	PCT. RANK	GAMES	SCHEDULE	OF SCHEDULE	RPI	RPI	RPI	RPI
DIV. I ONLY	18- 5	23	8- 2	79	60	31	31	6	6	
DIV. I NON-CONF.	11- 3	53	3- 0	101	110	40	40	6	6	
TOTALS	RPI 1-25	RPI 26-50	W-L RECORDS	RPI 51-100	RPI 101-150	RPI 150+				
18- 5	0- 3	4- 1	OVERALL	2- 0	0- 0	12- 1				
11- 0	0- 0	3- 0	HOME	1- 0	0- 0	7- 0				
5- 4	0- 2	1- 1	AWAY	0- 0	0- 0	4- 1				
2- 1	0- 1	0- 0	NEUTRAL	1- 0	0- 0	1- 0				
11- 3	0- 2	2- 0	NON-CONFERENCE	1- 0	0- 0	8- 1				
7- 0	0- 0	1- 0	HOME	0- 0	0- 0	6- 0				
2- 2	0- 1	1- 0	AWAY	0- 0	0- 0	1- 1				
2- 1	0- 1	0- 0	NEUTRAL	1- 0	0- 0	1- 0				
7- 2	0- 1	2- 1	CONFERENCE	1- 0	0- 0	4- 0				
4- 0	0- 0	2- 0	HOME	1- 0	0- 0	1- 0				
3- 2	0- 1	0- 1	AWAY	0- 0	0- 0	3- 0				
0- 0	0- 0	0- 0	NEUTRAL	0- 0	0- 0	0- 0				

RPI 1-25				RPI 26-50				Team's RPI: 31		RPI 51-100				RPI 101+			
RPI	S	Opponent	Score	RPI	S	Opponent	Score			RPI	S	Opponent	Score	RPI	S	Opponent	Score
7	N	Florida St.	62 76	29	A	Ohio St.	87 96			54	H	Minnesota	84 69	160	H	Oakland	101 63
13	A	UCLA	64 84	42	H	Northwestern	80 54			77	N	Gonzaga	78 66	167	H	Western Mich.	66 40
19	A	Maryland	70 83	47	H	Ohio	69 46							172	A	Xavier	58 61
				48	H	Indiana	78 74							178	A	Nebraska	84 51
				50	A	Georgia Tech	92 52							178	H	American	82 33
														186	A	Illinois	86 70
														187	H	Rutgers	63 50
														203	A	Wisconsin	73 56
														221	H	Niagara	107 35
														235	A	San Diego St.	92 57
														252	H	Howard	109 41
														264	H	Vermont	78 56
														325	N	Winthrop	76 39
LAST 12 Division I GAMES:																	
				186	A	Illinois	86 70			29	A	Ohio St.	87 96				
				42	H	Northwestern	80 54			203	A	Wisconsin	73 56				
				178	A	Nebraska	84 51			187	H	Rutgers	63 50				
				19	A	Maryland	70 83			178	H	American	82 33				
				54	H	Minnesota	84 69			264	H	Vermont	78 56				
				48	H	Indiana	78 74			47	H	Ohio	69 46				

Non-Div I Games:

Michigan

■ Loss,
 ■ Non-Conf, S Site,
 ■ Home
 ■ Away
 N Neutral

Average RPI Win:	154	WON-LOST	WINNING	LAST 10	STRENGTH OF	OPP. STRENGTH	TEAM	ADJ.	CONF.	ADJ CONF.
Average RPI Loss:	71	RECORD	PCT. RANK	GAMES	SCHEDULE	OF SCHEDULE	RPI	RPI	RPI	RPI
DIV. I ONLY	16- 7	73	6- 4	98	43	46	46	6	6	
DIV. I NON-CONF.	10- 3	54	1- 1	71	59	35	35	6	6	
TOTALS	RPI 1-25	RPI 26-50	W-L RECORDS	RPI 51-100	RPI 101-150	RPI 150+				
16- 7	0- 1	2- 3	OVERALL	2- 2	2- 0	10- 1				
9- 2	0- 1	2- 0	HOME	0- 1	1- 0	6- 0				
6- 5	0- 0	0- 3	AWAY	2- 1	0- 0	4- 1				
1- 0	0- 0	0- 0	NEUTRAL	0- 0	1- 0	0- 0				
10- 3	0- 1	0- 2	NON-CONFERENCE	1- 0	2- 0	7- 0				
5- 1	0- 1	0- 0	HOME	0- 0	1- 0	4- 0				
4- 2	0- 0	0- 2	AWAY	1- 0	0- 0	3- 0				
1- 0	0- 0	0- 0	NEUTRAL	0- 0	1- 0	0- 0				
6- 4	0- 0	2- 1	CONFERENCE	1- 2	0- 0	3- 1				
4- 1	0- 0	2- 0	HOME	0- 1	0- 0	2- 0				
2- 3	0- 0	0- 1	AWAY	1- 1	0- 0	1- 1				
0- 0	0- 0	0- 0	NEUTRAL	0- 0	0- 0	0- 0				

RPI 1-25				RPI 26-50		Team's RPI: 46		RPI 51-100				RPI 101+			
RPI	S	Opponent	Score	RPI	S	Opponent	Score	RPI	S	Opponent	Score	RPI	S	Opponent	Score
2	H	Notre Dame	61 79	29	H	Ohio St.	94 75	53	A	Quinnipiac	71 54	101	H	Wyoming	63 51
				34	A	Syracuse	64 75	54	A	Minnesota	93 74	106	N	Delaware	81 64
				37	A	Oregon	55 88	98	A	Purdue	54 66	160	H	Oakland	81 74
				42	A	Northwestern	65 76	98	H	Purdue	66 76	167	A	Western Mich.	68 64
				48	H	Indiana	69 60					175	H	Northeastern	78 44
												178	H	Nebraska	93 73
												186	H	Illinois	71 47
												187	A	Rutgers	58 62
												198	A	CSUN	63 59
												203	A	Wisconsin	81 57
												236	H	Southern U.	70 55
												281	H	Davidson	70 34
												294	A	Rhode Island	85 48
LAST 12 Division I GAMES:															
				48	H	Indiana	69 60	29	H	Ohio St.	94 75				
				54	A	Minnesota	93 74	178	H	Nebraska	93 73				
				203	A	Wisconsin	81 57	98	A	Purdue	54 66				
				98	H	Purdue	66 76	186	H	Illinois	71 47				
				42	A	Northwestern	65 76	2	H	Notre Dame	61 79				
				187	A	Rutgers	58 62	175	H	Northeastern	78 44				

Non-Div I Games:

Michigan St.

■ Loss,
 ■ Non-Conf, S Site,
 ■ Home
 ■ Away
 N Neutral

Average RPI Win:	202	WON-LOST	WINNING	LAST 10	STRENGTH OF	OPP. STRENGTH	TEAM	ADJ.	CONF.	ADJ CONF.
Average RPI Loss:	51	RECORD	PCT. RANK	GAMES	SCHEDULE	OF SCHEDULE	RPI	RPI	RPI	RPI
DIV. I ONLY	14- 8	106	8- 2	99	86	92	92	14	14	
DIV. I NON-CONF.	5- 6	186	1- 0	19	10	95	95	16	16	
TOTALS	RPI 1-25	RPI 26-50	W-L RECORDS	RPI 51-100	RPI 101-150	RPI 150+				
14- 8	0- 2	1- 3	OVERALL	1- 2	1- 1	11- 0				
9- 4	0- 1	1- 3	HOME	1- 0	1- 0	6- 0				
5- 4	0- 1	0- 0	AWAY	0- 2	0- 1	5- 0				
0- 0	0- 0	0- 0	NEUTRAL	0- 0	0- 0	0- 0				
5- 6	0- 2	1- 3	NON-CONFERENCE	1- 1	0- 0	3- 0				
3- 4	0- 1	1- 3	HOME	1- 0	0- 0	1- 0				
2- 2	0- 1	0- 0	AWAY	0- 1	0- 0	2- 0				
0- 0	0- 0	0- 0	NEUTRAL	0- 0	0- 0	0- 0				
9- 2	0- 0	0- 0	CONFERENCE	0- 1	1- 1	8- 0				
6- 0	0- 0	0- 0	HOME	0- 0	1- 0	5- 0				
3- 2	0- 0	0- 0	AWAY	0- 1	0- 1	3- 0				
0- 0	0- 0	0- 0	NEUTRAL	0- 0	0- 0	0- 0				

RPI 1-25				RPI 26-50				RPI 51-100 Team's RPI: 92				RPI 101+			
RPI	S	Opponent	Score	RPI	S	Opponent	Score	RPI	S	Opponent	Score	RPI	S	Opponent	Score
14	H	Louisville	72 91	26	H	Arizona St.	48 69	58	A	Virginia	51 63	116	A	Southern Miss.	61 81
16	A	Kentucky	48 61	33	H	Tulane	62 59	80	A	Western Ky.	51 66	148	H	UTSA	77 63
				47	H	Ohio	52 73	84	H	Central Mich.	79 69	161	A	Louisiana Tech	79 65
				50	H	Georgia Tech	60 61					162	A	Missouri St.	71 52
												180	H	Rice	71 61
												200	H	North Texas	60 52
												205	A	UAB	64 61
												244	A	Marshall	72 63
												245	H	Austin Peay	82 51
												268	H	FIU	95 43
												278	A	Tennessee Tech	73 62
												286	H	UTEP	76 53
												330	H	Fla. Atlantic	87 69
LAST 12 Division I GAMES:															
				286	H	UTEP	76 53	80	A	Western Ky.	51 66				
				148	H	UTSA	77 63	244	A	Marshall	72 63				
				161	A	Louisiana Tech	79 65	200	H	North Texas	60 52				
				116	A	Southern Miss.	61 81	180	H	Rice	71 61				
				330	H	Fla. Atlantic	87 69	205	A	UAB	64 61				
				268	H	FIU	95 43	84	H	Central Mich.	79 69				

Non-Div I Games:

Middle Tenn.

■ Loss,
 ■ Non-Conf, S Site,
 ■ Home
 ■ Away
 N Neutral

Average RPI Win:	268	WON-LOST	WINNING	LAST 10	STRENGTH OF	OPP. STRENGTH	TEAM	ADJ.	CONF.	ADJ CONF.
Average RPI Loss:	101	RECORD	PCT. RANK	GAMES	SCHEDULE	OF SCHEDULE	RPI	RPI	RPI	RPI
DIV. I ONLY	15- 8	92	2- 2	313	181	169	169	19	19	
DIV. I NON-CONF.	8- 3	67	1- 0	328	121	159	159	20	20	
TOTALS	RPI 1-25	RPI 26-50	W-L RECORDS	RPI 51-100	RPI 101-150	RPI 150+				
15- 8	0- 0	0- 3	OVERALL	1- 1	1- 2	13- 2				
7- 3	0- 0	0- 1	HOME	1- 0	1- 1	5- 1				
7- 5	0- 0	0- 2	AWAY	0- 1	0- 1	7- 1				
1- 0	0- 0	0- 0	NEUTRAL	0- 0	0- 0	1- 0				
8- 3	0- 0	0- 2	NON-CONFERENCE	1- 1	0- 0	7- 0				
4- 1	0- 0	0- 1	HOME	1- 0	0- 0	3- 0				
3- 2	0- 0	0- 1	AWAY	0- 1	0- 0	3- 0				
1- 0	0- 0	0- 0	NEUTRAL	0- 0	0- 0	1- 0				
7- 5	0- 0	0- 1	CONFERENCE	0- 0	1- 2	6- 2				
3- 2	0- 0	0- 0	HOME	0- 0	1- 1	2- 1				
4- 3	0- 0	0- 1	AWAY	0- 0	0- 1	4- 1				
0- 0	0- 0	0- 0	NEUTRAL	0- 0	0- 0	0- 0				

RPI 1-25				RPI 26-50				RPI 51-100				RPI 101+				Team's RPI: 169	
RPI	S	Opponent	Score	RPI	S	Opponent	Score	RPI	S	Opponent	Score	RPI	S	Opponent	Score		
				35	A	Green Bay	47 89	79	A	Northern Ill.	104 114	141	H	Wright St.	51 69		
				40	A	Marquette	74 85	89	H	Western Ill.	76 68	147	A	Detroit	63 77		
				42	H	Northwestern	63 65					147	H	Detroit	81 69		
												160	A	Oakland	63 77		
												160	H	Oakland	73 75		
												194	A	Cleveland St.	80 78		
												203	H	Wisconsin	80 63		
												262	H	Northern Ky.	72 44		
												264	A	Vermont	68 44		
												282	H	North Dakota St.	79 74		
												311	A	Loyola Chicago	73 46		
												316	A	Youngstown St.	78 74		
												317	A	Illinois St.	68 60		
												320	A	Valparaiso	85 74		
												326	A	Ill.-Chicago	88 65		
												326	H	Ill.-Chicago	83 55		
												328	H	Chicago St.	71 49		
												333	N	LIU Brooklyn	88 50		
LAST 12 Division I GAMES:																	
				264	A	Vermont	68 44	326	H	Ill.-Chicago	83 55						
				160	A	Oakland	63 77	147	H	Detroit	81 69						
				147	A	Detroit	63 77	160	H	Oakland	73 75						
				316	A	Youngstown St.	78 74	320	A	Valparaiso	85 74						
				194	A	Cleveland St.	80 78	326	A	Ill.-Chicago	88 65						
				35	A	Green Bay	47 89	262	H	Northern Ky.	72 44						

Non-Div I Games:

Milwaukee

■ Loss,
■ Non-Conf,
■ S Site,
■ Home
■ A Away
N Neutral

Average RPI Win:	134	WON-LOST	WINNING	LAST 10	STRENGTH OF	OPP. STRENGTH	TEAM	ADJ.	CONF.	ADJ CONF.
Average RPI Loss:	40	RECORD	PCT. RANK	GAMES	SCHEDULE	OF SCHEDULE	RPI	RPI	RPI	RPI
DIV. I ONLY	12- 11	164	3- 7	9	39	54	54	6	6	
DIV. I NON-CONF.	9- 4	85	2- 0	5	32	16	16	6	6	
TOTALS	RPI 1-25	RPI 26-50	W-L RECORDS	RPI 51-100	RPI 101-150	RPI 150+				
12- 11	0- 3	2- 5	OVERALL	1- 2	4- 1	5- 0				
9- 4	0- 2	2- 2	HOME	1- 0	2- 0	4- 0				
3- 5	0- 1	0- 3	AWAY	0- 1	2- 0	1- 0				
0- 2	0- 0	0- 0	NEUTRAL	0- 1	0- 1	0- 0				
9- 4	0- 2	2- 0	NON-CONFERENCE	1- 1	4- 1	2- 0				
7- 1	0- 1	2- 0	HOME	1- 0	2- 0	2- 0				
2- 1	0- 1	0- 0	AWAY	0- 0	2- 0	0- 0				
0- 2	0- 0	0- 0	NEUTRAL	0- 1	0- 1	0- 0				
3- 7	0- 1	0- 5	CONFERENCE	0- 1	0- 0	3- 0				
2- 3	0- 1	0- 2	HOME	0- 0	0- 0	2- 0				
1- 4	0- 0	0- 3	AWAY	0- 1	0- 0	1- 0				
0- 0	0- 0	0- 0	NEUTRAL	0- 0	0- 0	0- 0				

RPI 1-25				RPI 26-50				RPI 51-100 Team's RPI: 54				RPI 101+			
RPI	S	Opponent	Score	RPI	S	Opponent	Score	RPI	S	Opponent	Score	RPI	S	Opponent	Score
3	A	South Carolina	58 98	29	A	Ohio St.	62 87	51	A	Iowa	65 80	104	N	Georgia	58 70
7	H	Florida St.	61 75	29	H	Ohio St.	76 88	75	N	North Carolina	77 91	109	H	Kent St.	92 62
19	H	Maryland	72 83	31	A	Michigan	69 84	78	H	Belmont	75 74	123	A	VCU	79 69
				36	H	Harvard	103 87					146	A	New Mexico	69 65
				41	H	Georgetown	68 60					147	H	Detroit	111 91
				46	H	Michigan St.	74 93					170	H	Army West Point	70 52
				48	A	Indiana	62 78					178	A	Nebraska	79 69
LAST 12 Division I GAMES:															
178	A	Nebraska	79 69	203	H	Wisconsin	88 60								
46	H	Michigan St.	74 93	48	A	Indiana	62 78								
29	H	Ohio St.	76 88	19	H	Maryland	72 83								
51	A	Iowa	65 80	29	A	Ohio St.	62 87								
186	H	Illinois	78 50	109	H	Kent St.	92 62								
31	A	Michigan	69 84	78	H	Belmont	75 74								

Non-Div I Games:

Minnesota

■ Loss,
■ Non-Conf,
■ S Site,
■ H Home
■ A Away
N Neutral

Average RPI Win:	97	WON-LOST	WINNING	LAST 10	STRENGTH OF	OPP. STRENGTH	TEAM	ADJ.	CONF.	ADJ CONF.
Average RPI Loss:	3	RECORD	PCT. RANK	GAMES	SCHEDULE	OF SCHEDULE	RPI	RPI	RPI	RPI
DIV. I ONLY	22- 1	3	9- 1	25	7	4	4	2	2	
DIV. I NON-CONF.	14- 0	1	3- 0	77	13	4	4	2	2	
TOTALS	RPI 1-25	RPI 26-50	W-L RECORDS	RPI 51-100	RPI 101-150	RPI 150+				
22- 1	4- 1	3- 0	OVERALL	6- 0	5- 0	4- 0				
7- 0	2- 0	1- 0	HOME	1- 0	1- 0	2- 0				
10- 1	2- 1	0- 0	AWAY	3- 0	4- 0	1- 0				
5- 0	0- 0	2- 0	NEUTRAL	2- 0	0- 0	1- 0				
14- 0	1- 0	2- 0	NON-CONFERENCE	5- 0	2- 0	4- 0				
3- 0	1- 0	0- 0	HOME	0- 0	0- 0	2- 0				
6- 0	0- 0	0- 0	AWAY	3- 0	2- 0	1- 0				
5- 0	0- 0	2- 0	NEUTRAL	2- 0	0- 0	1- 0				
8- 1	3- 1	1- 0	CONFERENCE	1- 0	3- 0	0- 0				
4- 0	1- 0	1- 0	HOME	1- 0	1- 0	0- 0				
4- 1	2- 1	0- 0	AWAY	0- 0	2- 0	0- 0				
0- 0	0- 0	0- 0	NEUTRAL	0- 0	0- 0	0- 0				

RPI 1-25				Team's RPI: 4				RPI 26-50				RPI 51-100				RPI 101+			
RPI	S	Opponent	Score		RPI	S	Opponent	Score		RPI	S	Opponent	Score		RPI	S	Opponent	Score	
3	A	South Carolina	61	64	27	H	LSU	74	48	55	A	Little Rock	58	44	102	H	Ole Miss	73	62
10	H	Texas	79	68	33	N	Tulane	66	49	64	H	Florida	82	49	113	A	Alabama	67	54
12	A	Tennessee	74	64	37	N	Oregon	75	63	68	N	Villanova	108	62	116	A	Southern Miss.	72	50
21	H	Texas A&M	71	61						70	A	Iowa St.	85	81	122	A	Arkansas	59	51
24	A	Auburn	77	47						72	A	Southern California	76	72	134	A	Maine	87	43
										99	N	SMU	91	42	206	N	San Jose St.	88	51
															213	H	Alabama St.	90	47
															232	A	Hawaii	66	41
															303	H	Northwestern St.	106	30
LAST 12 Division I GAMES:																			
24	A	Auburn	77	47	12	A	Tennessee	74	64										
21	H	Texas A&M	71	61	122	A	Arkansas	59	51										
3	A	South Carolina	61	64	27	H	LSU	74	48										
113	A	Alabama	67	54	303	H	Northwestern St.	106	30										
102	H	Ole Miss	73	62	213	H	Alabama St.	90	47										
64	H	Florida	82	49	72	A	Southern California	76	72										

Non-Div I Games:

Mississippi St.

■ Loss,
■ Non-Conf,
■ S Site,
■ H Home
■ A Away
N Neutral

Average RPI Win:	306	WON-LOST	WINNING	LAST 10	STRENGTH OF	OPP. STRENGTH	TEAM	ADJ.	CONF.	ADJ CONF.
Average RPI Loss:	173	RECORD	PCT. RANK	GAMES	SCHEDULE	OF SCHEDULE	RPI	RPI	RPI	RPI
DIV. I ONLY	7- 12	236	6- 4	311	306	276	276	30	30	
DIV. I NON-CONF.	1- 8	314	0- 2	112	119	257	257	30	30	
TOTALS	RPI 1-25	RPI 26-50	W-L RECORDS	RPI 51-100	RPI 101-150	RPI 150+				
7- 12	0- 1	0- 0	OVERALL	0- 1	0- 3	7- 7				
3- 3	0- 0	0- 0	HOME	0- 1	0- 0	3- 2				
4- 9	0- 0	0- 0	AWAY	0- 0	0- 1	4- 1				
0- 0	0- 0	0- 0	NEUTRAL	0- 0	0- 0	0- 0				
1- 8	0- 1	0- 0	NON-CONFERENCE	0- 1	0- 3	1- 3				
0- 2	0- 0	0- 0	HOME	0- 1	0- 0	0- 1				
1- 6	0- 1	0- 0	AWAY	0- 0	0- 3	1- 2				
0- 0	0- 0	0- 0	NEUTRAL	0- 0	0- 0	0- 0				
6- 4	0- 0	0- 0	CONFERENCE	0- 0	0- 0	6- 4				
3- 1	0- 0	0- 0	HOME	0- 0	0- 0	3- 1				
3- 3	0- 0	0- 0	AWAY	0- 0	0- 0	3- 3				
0- 0	0- 0	0- 0	NEUTRAL	0- 0	0- 0	0- 0				

RPI 1-25				RPI 26-50				RPI 51-100				RPI 101+ Team's RPI: 276			
RPI	S	Opponent	Score	RPI	S	Opponent	Score	RPI	S	Opponent	Score	RPI	S	Opponent	Score
5	A	Baylor	36 101					82	H	Colorado	64 76	102	A	Ole Miss	30 67
												113	A	Alabama	44 93
												116	A	Southern Miss.	55 83
												203	A	Wisconsin	61 103
												205	A	UAB	46 80
												207	H	Texas Southern	75 74
												213	H	Alabama St.	73 79
												236	A	Southern U.	44 51
												247	A	Grambling	67 88
												248	H	Murray St.	62 80
												289	H	Prairie View	64 55
												295	A	Ark.-Pine Bluff	73 63
												302	A	Alcorn	49 69
												303	A	Northwestern St.	68 64
												347	A	Jackson St.	62 57
												349	A	Alabama A&M	58 52
												349	H	Alabama A&M	60 58
LAST 12 Division I GAMES:															
349	A	Alabama A&M	58 52	302	A	Alcorn	49 69								
247	A	Grambling	67 88	213	H	Alabama St.	73 79								
347	A	Jackson St.	62 57	349	H	Alabama A&M	60 58								
207	H	Texas Southern	75 74	295	A	Ark.-Pine Bluff	73 63								
289	H	Prairie View	64 55	102	A	Ole Miss	30 67								
236	A	Southern U.	44 51	248	H	Murray St.	62 80								

Non-Div I Games: Tougaloo 99 55 Blue Mountain 66 40

Mississippi Val.

Loss, Non-Conf, S Site, H Home A Away N Neutral

Average RPI Win:	124	WON-LOST	WINNING	LAST 10	STRENGTH OF	OPP. STRENGTH	TEAM	ADJ.	CONF.	ADJ CONF.
Average RPI Loss:	56	RECORD	PCT. RANK	GAMES	SCHEDULE	OF SCHEDULE	RPI	RPI	RPI	RPI
DIV. I ONLY	16- 7	73	6- 4	32	38	30	30	2	2	
DIV. I NON-CONF.	10- 4	80	2- 1	49	94	45	45	2	2	
TOTALS	RPI 1-25	RPI 26-50	W-L RECORDS	RPI 51-100	RPI 101-150	RPI 150+				
16- 7	4- 2	0- 2	OVERALL	1- 1	4- 2	7- 0				
12- 1	3- 0	0- 0	HOME	1- 0	2- 1	6- 0				
3- 5	0- 1	0- 0	AWAY	0- 0	2- 0	1- 0				
1- 1	1- 0	0- 1	NEUTRAL	0- 0	0- 0	0- 0				
10- 4	1- 1	0- 1	NON-CONFERENCE	1- 1	1- 1	7- 0				
8- 0	0- 0	0- 0	HOME	1- 0	1- 0	6- 0				
1- 3	0- 1	0- 0	AWAY	0- 1	0- 1	1- 0				
1- 1	1- 0	0- 1	NEUTRAL	0- 0	0- 0	0- 0				
6- 3	3- 1	0- 1	CONFERENCE	0- 0	3- 1	0- 0				
4- 1	3- 0	0- 0	HOME	0- 0	1- 1	0- 0				
2- 2	0- 1	0- 1	AWAY	0- 0	2- 0	0- 0				
0- 0	0- 0	0- 0	NEUTRAL	0- 0	0- 0	0- 0				

RPI 1-25				RPI 26-50				Team's RPI: 30	RPI 51-100				RPI 101+			
RPI	S	Opponent	Score	RPI	S	Opponent	Score		RPI	S	Opponent	Score	RPI	S	Opponent	Score
8	A	Washington	66 79	27	A	LSU	71 80		74	A	IUPUI	45 73	104	H	Georgia	63 45
16	A	Kentucky	62 64	50	N	Georgia Tech	70 72		89	H	Western Ill.	71 68	107	A	Saint Louis	61 72
16	H	Kentucky	73 67										108	A	Vanderbilt	74 68
21	H	Texas A&M	78 76										113	H	Alabama	58 59
23	N	Creighton	72 63										122	A	Arkansas	60 46
24	H	Auburn	68 53										130	H	Abilene Christian	52 46
													162	H	Missouri St.	73 49
													164	H	UC Riverside	68 62
													176	H	Wichita St.	64 57
													178	A	Nebraska	55 35
													190	H	Indiana St.	77 48
													208	H	SIUE	72 60
													261	H	UT Martin	80 69
LAST 12 Division I GAMES:																
16	H	Kentucky	73 67	113	H	Alabama	58 59									
24	H	Auburn	68 53	16	A	Kentucky	62 64									
122	A	Arkansas	60 46	104	H	Georgia	63 45									
21	H	Texas A&M	78 76	107	A	Saint Louis	61 72									
108	A	Vanderbilt	74 68	164	H	UC Riverside	68 62									
27	A	LSU	71 80	261	H	UT Martin	80 69									

Non-Div I Games:

Missouri

Average RPI Win:	215	WON-LOST	WINNING	LAST 10	STRENGTH OF	OPP. STRENGTH	TEAM	ADJ.	CONF.	ADJ CONF.
Average RPI Loss:	93	RECORD	PCT. RANK	GAMES	SCHEDULE	OF SCHEDULE	RPI	RPI	RPI	RPI
DIV. I ONLY	9- 10	197	6- 4	148	94	162	162	16	16	
DIV. I NON-CONF.	3- 7	250	2- 1	96	15	187	187	14	14	
TOTALS	RPI 1-25	RPI 26-50	W-L RECORDS	RPI 51-100	RPI 101-150	RPI 150+				
9- 10	0- 0	0- 4	OVERALL	0- 3	2- 1	7- 2				
4- 5	0- 0	0- 2	HOME	0- 2	1- 0	3- 1				
5- 4	0- 0	0- 2	AWAY	0- 0	1- 1	4- 1				
0- 1	0- 0	0- 0	NEUTRAL	0- 1	0- 0	0- 0				
3- 7	0- 0	0- 2	NON-CONFERENCE	0- 3	2- 1	1- 1				
2- 2	0- 0	0- 0	HOME	0- 2	1- 0	1- 0				
1- 4	0- 0	0- 2	AWAY	0- 0	1- 1	0- 1				
0- 1	0- 0	0- 0	NEUTRAL	0- 1	0- 0	0- 0				
6- 3	0- 0	0- 2	CONFERENCE	0- 0	0- 0	6- 1				
2- 3	0- 0	0- 2	HOME	0- 0	0- 0	2- 1				
4- 0	0- 0	0- 0	AWAY	0- 0	0- 0	4- 0				
0- 0	0- 0	0- 0	NEUTRAL	0- 0	0- 0	0- 0				

RPI 1-25				RPI 26-50				RPI 51-100				RPI 101+				Team's RPI: 162	
RPI	S	Opponent	Score	RPI	S	Opponent	Score	RPI	S	Opponent	Score	RPI	S	Opponent	Score		
				28	H	Drake	64 90	55	H	Little Rock	47 58	122	H	Arkansas	64 62		
				30	A	Missouri	49 73	72	N	Southern California	67 89	136	A	Oral Roberts	56 78		
				42	A	Northwestern	52 75	92	H	Middle Tenn.	52 71	142	A	Kansas	87 64		
				49	H	UNI	54 61					176	H	Wichita St.	73 62		
												190	A	Indiana St.	49 46		
												191	A	Memphis	60 69		
												200	H	North Texas	63 54		
												202	A	Southern Ill.	78 60		
												230	H	Bradley	73 75		
												274	A	Evansville	77 41		
												311	A	Loyola Chicago	60 32		
												317	H	Illinois St.	65 60		
LAST 12 Division I GAMES:																	
				190	A	Indiana St.	49 46	176	H	Wichita St.	73 62						
				311	A	Loyola Chicago	60 32	28	H	Drake	64 90						
				230	H	Bradley	73 75	49	H	UNI	54 61						
				317	H	Illinois St.	65 60	92	H	Middle Tenn.	52 71						
				202	A	Southern Ill.	78 60	200	H	North Texas	63 54						
				274	A	Evansville	77 41	122	H	Arkansas	64 62						

Non-Div I Games: Alas. Anchorage 65 58

Missouri St.

Average RPI Win: 235	WON-LOST	WINNING	LAST 10	STRENGTH OF	OPP. STRENGTH	TEAM	ADJ.	CONF.	ADJ CONF.
Average RPI Loss: 176	RECORD	PCT. RANK	GAMES	SCHEDULE	OF SCHEDULE	RPI	RPI	RPI	RPI
DIV. I ONLY	10- 12	198	4- 6	264	242	225	225	17	17
DIV. I NON-CONF.	5- 4	143	0- 1	308	330	212	212	17	17
TOTALS	RPI 1-25	RPI 26-50	W-L RECORDS	RPI 51-100	RPI 101-150	RPI 150+			
10- 12	0- 0	0- 0	OVERALL	1- 1	0- 2	9- 9			
5- 5	0- 0	0- 0	HOME	1- 0	0- 2	4- 3			
5- 6	0- 0	0- 0	AWAY	0- 1	0- 0	5- 1			
0- 1	0- 0	0- 0	NEUTRAL	0- 0	0- 0	0- 1			
5- 4	0- 0	0- 0	NON-CONFERENCE	0- 0	0- 1	5- 3			
1- 2	0- 0	0- 0	HOME	0- 0	0- 1	1- 1			
4- 1	0- 0	0- 0	AWAY	0- 0	0- 0	4- 1			
0- 1	0- 0	0- 0	NEUTRAL	0- 0	0- 0	0- 1			
5- 8	0- 0	0- 0	CONFERENCE	1- 1	0- 1	4- 6			
4- 3	0- 0	0- 0	HOME	1- 0	0- 1	3- 2			
1- 5	0- 0	0- 0	AWAY	0- 1	0- 0	1- 4			
0- 0	0- 0	0- 0	NEUTRAL	0- 0	0- 0	0- 0			

RPI S	Opponent	Score	RPI S	Opponent	Score	RPI S	Opponent	Score	RPI S	Opponent	Score	Team's RPI: 225
						53	A Quinnipiac	54 74	118	H Clemson	47 60	
						53	H Quinnipiac	61 58	126	H Rider	69 71	
									151	N Hartford	72 75	
									152	A Iona	54 60	
									159	H Providence	58 62	
									177	A Fairfield	60 53	
									177	H Fairfield	68 71	
									193	A Sacred Heart	65 54	
									199	A Siena	76 85	
									199	H Siena	86 91	
									217	A Robert Morris	69 56	
									221	A Niagara	45 66	
									233	H Marist	79 69	
									240	A Canisius	54 74	
									240	H Canisius	55 53	
									265	A Eastern Mich.	75 68	
									312	A Lehigh	73 62	
									313	H Saint Peter's	76 59	
									319	A St. Francis Brooklyn	78 87	
									346	H Fairleigh Dickinson	72 63	
LAST 12 Division I GAMES:												
			53	A Quinnipiac	54 74		240	H Canisius	55 53			
			126	H Rider	69 71		199	A Siena	76 85			
			199	H Siena	86 91		313	H Saint Peter's	76 59			
			177	A Fairfield	60 53		177	H Fairfield	68 71			
			152	A Iona	54 60		233	H Marist	79 69			
			53	H Quinnipiac	61 58		159	H Providence	58 62			

Non-Div I Games:

Monmouth

Loss, Non-Conf, S Site, H Home A Away N Neutral

Average RPI Win:	336	WON-LOST	WINNING	LAST 10	STRENGTH OF	OPP. STRENGTH	TEAM	ADJ.	CONF.	ADJ CONF.
Average RPI Loss:	168	RECORD	PCT. RANK	GAMES	SCHEDULE	OF SCHEDULE	RPI	RPI	RPI	RPI
DIV. I ONLY	1- 19	345	0- 10	141	307	329	329	18	18	
DIV. I NON-CONF.	1- 8	314	0- 1	175	333	332	332	18	18	
TOTALS	RPI 1-25	RPI 26-50	W-L RECORDS	RPI 51-100	RPI 101-150	RPI 150+				
1- 19	0- 0	0- 1	OVERALL	0- 2	0- 8	1- 8				
1- 8	0- 0	0- 0	HOME	0- 2	0- 3	1- 3				
0- 9	0- 0	0- 0	AWAY	0- 0	0- 5	0- 4				
0- 2	0- 0	0- 1	NEUTRAL	0- 0	0- 0	0- 1				
1- 8	0- 0	0- 1	NON-CONFERENCE	0- 1	0- 2	1- 4				
1- 3	0- 0	0- 0	HOME	0- 1	0- 1	1- 1				
0- 3	0- 0	0- 0	AWAY	0- 0	0- 1	0- 2				
0- 2	0- 0	0- 1	NEUTRAL	0- 0	0- 0	0- 1				
0- 11	0- 0	0- 0	CONFERENCE	0- 1	0- 6	0- 4				
0- 5	0- 0	0- 0	HOME	0- 1	0- 2	0- 2				
0- 6	0- 0	0- 0	AWAY	0- 0	0- 4	0- 2				
0- 0	0- 0	0- 0	NEUTRAL	0- 0	0- 0	0- 0				

RPI S	Opponent	Score	RPI S	Opponent	Score	RPI S	Opponent	Score	RPI S	Opponent	Score	Team's RPI: 329
39 N	South Dakota St.	43 84	66 H	Montana St.	69 75	101 H	Wyoming	42 67	110 A	Northern Colo.	46 65	
			67 H	Colorado St.	49 63	111 A	SFA	46 54	135 A	North Dakota	63 73	
						137 A	Idaho	50 75	137 H	Idaho	59 86	
						144 A	Eastern Wash.	57 64	144 H	Eastern Wash.	46 60	
						188 A	Idaho St.	43 61	201 H	Utah St.	47 65	
						214 A	Seattle U	44 60	226 A	Weber St.	58 74	
						250 H	Portland St.	44 64	280 H	Sacramento St.	60 73	
						298 N	Massachusetts	58 59	336 H	Incarinate Word	61 56	
						339 A	Cal St. Fullerton	56 72				
LAST 12 Division I GAMES:												
66 H	Montana St.	69 75	110 A	Northern Colo.	46 65							
137 A	Idaho	50 75	144 H	Eastern Wash.	46 60							
144 A	Eastern Wash.	57 64	137 H	Idaho	59 86							
280 H	Sacramento St.	60 73	226 A	Weber St.	58 74							
250 H	Portland St.	44 64	188 A	Idaho St.	43 61							
135 A	North Dakota	63 73	67 H	Colorado St.	49 63							

Non-Div I Games: Rocky Mountain 64 56 Great Falls 66 55

Montana

Loss, Non-Conf, S Site, H Home A Away N Neutral

Average RPI Win: 207	WON-LOST	WINNING	LAST 10	STRENGTH OF	OPP. STRENGTH	TEAM	ADJ.	CONF.	ADJ CONF.
Average RPI Loss: 129	RECORD	PCT. RANK	GAMES	SCHEDULE	OF SCHEDULE	RPI	RPI	RPI	RPI
DIV. I ONLY	14- 5	52	8- 2	189	209	66	66	18	18
DIV. I NON-CONF.	5- 3	121	1- 0	270	96	114	114	18	18

TOTALS	RPI 1-25	RPI 26-50	W-L RECORDS	RPI 51-100	RPI 101-150	RPI 150+
14- 5	0- 0	0- 0	OVERALL	0- 2	5- 1	9- 2
6- 0	0- 0	0- 0	HOME	0- 0	2- 0	4- 0
7- 5	0- 0	0- 0	AWAY	0- 2	3- 1	4- 2
1- 0	0- 0	0- 0	NEUTRAL	0- 0	0- 0	1- 0
5- 3	0- 0	0- 0	NON-CONFERENCE	0- 2	0- 0	5- 1
2- 0	0- 0	0- 0	HOME	0- 0	0- 0	2- 0
2- 3	0- 0	0- 0	AWAY	0- 2	0- 0	2- 1
1- 0	0- 0	0- 0	NEUTRAL	0- 0	0- 0	1- 0
9- 2	0- 0	0- 0	CONFERENCE	0- 0	5- 1	4- 1
4- 0	0- 0	0- 0	HOME	0- 0	2- 0	2- 0
5- 2	0- 0	0- 0	AWAY	0- 0	3- 1	2- 1
0- 0	0- 0	0- 0	NEUTRAL	0- 0	0- 0	0- 0

[illegible]

Non-Div I Games:	Carroll (MT)	75	44	Great Falls	75	42
------------------	--------------	----	----	-------------	----	----

Montana St.

Loss, Non-Conf, S Site, H Home A Away N Neutral

Average RPI Win:	276	WON-LOST	WINNING	LAST 10	STRENGTH OF	OPP. STRENGTH	TEAM	ADJ.	CONF.	ADJ CONF.
Average RPI Loss:	157	RECORD	PCT. RANK	GAMES	SCHEDULE	OF SCHEDULE	RPI	RPI	RPI	RPI
DIV. I ONLY	16- 6	54	7- 3	340	222	189	189	26	26	
DIV. I NON-CONF.	8- 3	67	1- 0	349	118	211	211	26	26	
TOTALS	RPI 1-25	RPI 26-50	W-L RECORDS	RPI 51-100	RPI 101-150	RPI 150+				
16- 6	0- 1	0- 0	OVERALL	0- 2	0- 0	16- 3				
10- 2	0- 0	0- 0	HOME	0- 1	0- 0	10- 1				
6- 4	0- 1	0- 0	AWAY	0- 1	0- 0	6- 2				
0- 0	0- 0	0- 0	NEUTRAL	0- 0	0- 0	0- 0				
8- 3	0- 1	0- 0	NON-CONFERENCE	0- 1	0- 0	8- 1				
5- 1	0- 0	0- 0	HOME	0- 0	0- 0	5- 1				
3- 2	0- 1	0- 0	AWAY	0- 1	0- 0	3- 0				
0- 0	0- 0	0- 0	NEUTRAL	0- 0	0- 0	0- 0				
8- 3	0- 0	0- 0	CONFERENCE	0- 1	0- 0	8- 2				
5- 1	0- 0	0- 0	HOME	0- 1	0- 0	5- 0				
3- 2	0- 0	0- 0	AWAY	0- 0	0- 0	3- 2				
0- 0	0- 0	0- 0	NEUTRAL	0- 0	0- 0	0- 0				

RPI 1-25			RPI 26-50			RPI 51-100			RPI 101+ Team's RPI: 189		
RPI	S	Opponent	Score	RPI	S	Opponent	Score	RPI	S	Opponent	Score
16	A	Kentucky	47 74					63	A	West Virginia	53 94
								78	H	Belmont	59 91
								208	H	SIUE	69 66
								216	H	Miami (OH)	77 43
								234	A	Tennessee St.	66 69
								240	H	Canisius	77 68
								245	A	Austin Peay	81 71
								248	H	Murray St.	73 59
								261	A	UT Martin	89 68
								265	H	Eastern Mich.	78 73
								266	A	Jacksonville St.	68 69
								278	H	Tennessee Tech	79 65
								283	H	Georgia St.	50 68
								284	A	North Florida	84 65
								285	A	Southeast Mo. St.	82 72
								297	H	Lipscomb	73 53
								299	A	Kennesaw St.	71 50
								300	H	Eastern Ill.	66 62
								314	H	Eastern Ky.	80 54
								328	H	Chicago St.	63 55
								341	A	Florida A&M	53 48
LAST 12 Division I GAMES:											
285	A	Southeast Mo. St.	82 72	234	A	Tennessee St.	66 69				
248	H	Murray St.	73 59	208	H	SIUE	69 66				
266	A	Jacksonville St.	68 69	300	H	Eastern Ill.	66 62				
278	H	Tennessee Tech	79 65	261	A	UT Martin	89 68				
314	H	Eastern Ky.	80 54	245	A	Austin Peay	81 71				
78	H	Belmont	59 91	240	H	Canisius	77 68				

Non-Div I Games: Ky. Christian 100 52 Alice Lloyd 92 42

Morehead St.

Loss, Non-Conf, S Site, H Home A Away N Neutral

Average RPI Win:	287	WON-LOST	WINNING	LAST 10	STRENGTH OF	OPP. STRENGTH	TEAM	ADJ.	CONF.	ADJ CONF.
Average RPI Loss:	255	RECORD	PCT. RANK	GAMES	SCHEDULE	OF SCHEDULE	RPI	RPI	RPI	RPI
DIV. I ONLY	2- 19	338	1- 9	334	349	348	348	32	32	
DIV. I NON-CONF.	1- 11	330	0- 3	214	347	330	330	31	31	
TOTALS	RPI 1-25	RPI 26-50	W-L RECORDS	RPI 51-100	RPI 101-150	RPI 150+				
2- 19	0- 0	0- 0	OVERALL	0- 1	0- 1	2- 17				
1- 5	0- 0	0- 0	HOME	0- 0	0- 0	1- 5				
1- 11	0- 0	0- 0	AWAY	0- 1	0- 1	1- 9				
0- 3	0- 0	0- 0	NEUTRAL	0- 0	0- 0	0- 3				
1- 11	0- 0	0- 0	NON-CONFERENCE	0- 1	0- 1	1- 9				
0- 2	0- 0	0- 0	HOME	0- 0	0- 0	0- 2				
1- 6	0- 0	0- 0	AWAY	0- 1	0- 1	1- 4				
0- 3	0- 0	0- 0	NEUTRAL	0- 0	0- 0	0- 3				
1- 8	0- 0	0- 0	CONFERENCE	0- 0	0- 0	1- 8				
1- 3	0- 0	0- 0	HOME	0- 0	0- 0	1- 3				
0- 5	0- 0	0- 0	AWAY	0- 0	0- 0	0- 5				
0- 0	0- 0	0- 0	NEUTRAL	0- 0	0- 0	0- 0				

RPI S	Opponent	Score	RPI S	Opponent	Score	RPI S	Opponent	Score	RPI S	Opponent	Score	Team's RPI: 348
						65	A Dayton	42 61	107	A Saint Louis	43 71	
									155	H Brown	51 68	
									217	H Robert Morris	44 58	
									223	N Campbell	51 62	
									229	A UMBC	69 61	
									238	A Richmond	37 54	
									244	A Marshall	43 62	
									258	H Norfolk St.	47 56	
									259	A Bethune-Cookman	48 50	
									263	A Coppin St.	45 61	
									271	A Savannah St.	62 66	
									275	H N.C. A&T	62 67	
									295	N Ark.-Pine Bluff	44 53	
									310	A UMKC	56 64	
									314	N Eastern Ky.	58 66	
									321	A Mt. St. Mary's	50 65	
									341	A Florida A&M	48 51	
									341	H Florida A&M	26 61	
									342	A South Carolina St.	46 50	
									345	H N.C. Central	44 42	
LAST 12 Division I GAMES:												
			345	H N.C. Central	44 42		341	A Florida A&M	48 51			
			341	H Florida A&M	26 61		259	A Bethune-Cookman	48 50			
			263	A Coppin St.	45 61		258	H Norfolk St.	47 56			
			342	A South Carolina St.	46 50		155	H Brown	51 68			
			271	A Savannah St.	62 66		238	A Richmond	37 54			
			275	H N.C. A&T	62 67		295	N Ark.-Pine Bluff	44 53			

Non-Div I Games: Washington Adventis79 28

Morgan St.

■ Loss,
 ■ Non-Conf,
 ■ S Site,
 ■ Home
 ■ A Away
 N Neutral

Average RPI Win:	303	WON-LOST	WINNING	LAST 10	STRENGTH OF	OPP. STRENGTH	TEAM	ADJ.	CONF.	ADJ CONF.
Average RPI Loss:	208	RECORD	PCT. RANK	GAMES	SCHEDULE	OF SCHEDULE	RPI	RPI	RPI	RPI
DIV. I ONLY	7- 15	271	5- 5	307	337	321	321	31	31	
DIV. I NON-CONF.	2- 9	293	0- 1	235	293	325	325	32	32	
TOTALS	RPI 1-25	RPI 26-50	W-L RECORDS	RPI 51-100	RPI 101-150	RPI 150+				
7- 15	0- 1	0- 0	OVERALL	0- 1	0- 2	7- 11				
6- 5	0- 0	0- 0	HOME	0- 0	0- 0	6- 5				
1- 10	0- 1	0- 0	AWAY	0- 1	0- 2	1- 6				
0- 0	0- 0	0- 0	NEUTRAL	0- 0	0- 0	0- 0				
2- 9	0- 1	0- 0	NON-CONFERENCE	0- 1	0- 2	2- 5				
2- 3	0- 0	0- 0	HOME	0- 0	0- 0	2- 3				
0- 6	0- 1	0- 0	AWAY	0- 1	0- 2	0- 2				
0- 0	0- 0	0- 0	NEUTRAL	0- 0	0- 0	0- 0				
5- 6	0- 0	0- 0	CONFERENCE	0- 0	0- 0	5- 6				
4- 2	0- 0	0- 0	HOME	0- 0	0- 0	4- 2				
1- 4	0- 0	0- 0	AWAY	0- 0	0- 0	1- 4				
0- 0	0- 0	0- 0	NEUTRAL	0- 0	0- 0	0- 0				

RPI 1-25				RPI 26-50				RPI 51-100				RPI 101+ Team's RPI: 321			
RPI	S	Opponent	Score	RPI	S	Opponent	Score	RPI	S	Opponent	Score	RPI	S	Opponent	Score
19	A	Maryland	42 106					63	A	West Virginia	45 77	117	A	William & Mary	46 68
												133	A	Pittsburgh	54 89
												177	H	Fairfield	57 70
												193	A	Sacred Heart	45 49
												193	H	Sacred Heart	61 59
												215	H	Saint Francis (PA)	88 97
												217	H	Robert Morris	44 50
												239	A	Loyola Maryland	53 58
												249	H	UMES	52 63
												252	A	Howard	62 95
												263	H	Coppin St.	54 48
												292	A	Bryant	62 78
												309	A	Central Conn. St.	58 68
												309	H	Central Conn. St.	81 66
												312	H	Lehigh	57 74
												319	A	St. Francis Brooklyn	62 44
												333	A	LIU Brooklyn	60 63
												340	H	Wagner	66 47
												346	H	Fairleigh Dickinson	61 50
												348	H	Morgan St.	65 50
LAST 12 Division I GAMES:															
309	H	Central Conn. St.	81 66	215	H	Saint Francis (PA)	88 97								
193	H	Sacred Heart	61 59	309	A	Central Conn. St.	58 68								
217	H	Robert Morris	44 50	292	A	Bryant	62 78								
193	A	Sacred Heart	45 49	340	H	Wagner	66 47								
319	A	St. Francis Brooklyn	62 44	333	A	LIU Brooklyn	60 63								
346	H	Fairleigh Dickinson	61 50	63	A	West Virginia	45 77								

Non-Div I Games:

Mt. St. Mary's

■ Loss,
 ■ Non-Conf,
 ■ S Site,
 ■ H Home
 ■ A Away
 N Neutral

Average RPI Win:	278	WON-LOST	WINNING	LAST 10	STRENGTH OF	OPP. STRENGTH	TEAM	ADJ.	CONF.	ADJ CONF.
Average RPI Loss:	197	RECORD	PCT. RANK	GAMES	SCHEDULE	OF SCHEDULE	RPI	RPI	RPI	RPI
DIV. I ONLY	10- 11	193	4- 6	314	312	248	248	26	26	
DIV. I NON-CONF.	6- 5	148	1- 1	329	326	240	240	26	26	
TOTALS	RPI 1-25	RPI 26-50	W-L RECORDS	RPI 51-100	RPI 101-150	RPI 150+				
10- 11	0- 0	0- 1	OVERALL	0- 1	0- 1	10- 8				
5- 3	0- 0	0- 0	HOME	0- 1	0- 0	5- 2				
4- 7	0- 0	0- 1	AWAY	0- 0	0- 0	4- 6				
1- 1	0- 0	0- 0	NEUTRAL	0- 0	0- 1	1- 0				
6- 5	0- 0	0- 1	NON-CONFERENCE	0- 0	0- 1	6- 3				
3- 1	0- 0	0- 0	HOME	0- 0	0- 0	3- 1				
2- 3	0- 0	0- 1	AWAY	0- 0	0- 0	2- 2				
1- 1	0- 0	0- 0	NEUTRAL	0- 0	0- 1	1- 0				
4- 6	0- 0	0- 0	CONFERENCE	0- 1	0- 0	4- 5				
2- 2	0- 0	0- 0	HOME	0- 1	0- 0	2- 1				
2- 4	0- 0	0- 0	AWAY	0- 0	0- 0	2- 4				
0- 0	0- 0	0- 0	NEUTRAL	0- 0	0- 0	0- 0				

RPI 1-25				RPI 26-50				RPI 51-100				RPI 101+ Team's RPI: 248			
RPI	S	Opponent	Score	RPI	S	Opponent	Score	RPI	S	Opponent	Score	RPI	S	Opponent	Score
				47	A	Ohio	70 79					130	N	Abilene Christian	57 81
								78	H	Belmont	69 87	183	A	ETSU	60 79
												189	A	Morehead St.	59 73
												202	A	Southern Ill.	63 70
												208	A	SIUE	84 77
												234	H	Tennessee St.	80 72
												245	A	Austin Peay	63 75
												254	H	UNCG	81 70
												261	H	UT Martin	70 90
												262	A	Northern Ky.	72 69
												266	A	Jacksonville St.	71 64
												274	H	Evansville	77 82
												276	A	Mississippi Val.	80 62
												278	A	Tennessee Tech	54 72
												285	A	Southeast Mo. St.	70 79
												297	H	Lipscomb	79 59
												300	H	Eastern Ill.	92 74
												336	N	Incarinate Word	72 68
												349	H	Alabama A&M	81 49
LAST 12 Division I GAMES:															
				78	H	Belmont	69 87	300	H	Eastern Ill.	92 74				
				189	A	Morehead St.	59 73	278	A	Tennessee Tech	54 72				
				261	H	UT Martin	70 90	266	A	Jacksonville St.	71 64				
				285	A	Southeast Mo. St.	70 79	234	H	Tennessee St.	80 72				
				245	A	Austin Peay	63 75	276	A	Mississippi Val.	80 62				
				208	A	SIUE	84 77	130	N	Abilene Christian	57 81				

Non-Div I Games: Eureka 101 59 MacMurray 93 37

Murray St.

■ Loss,
 ■ Non-Conf,
 ■ S Site,
 ■ H Home
 ■ A Away
 N Neutral

Average RPI Win:	277	WON-LOST	WINNING	LAST 10	STRENGTH OF	OPP. STRENGTH	TEAM	ADJ.	CONF.	ADJ CONF.
Average RPI Loss:	153	RECORD	PCT. RANK	GAMES	SCHEDULE	OF SCHEDULE	RPI	RPI	RPI	RPI
DIV. I ONLY	7- 13	248	5- 4	261	269	275	275	32	32	
DIV. I NON-CONF.	2- 9	293	1- 1	68	88	250	250	31	31	
TOTALS	RPI 1-25	RPI 26-50	W-L RECORDS	RPI 51-100	RPI 101-150	RPI 150+				
7- 13	0- 2	1- 0	OVERALL	0- 3	0- 1	6- 7				
4- 3	0- 2	1- 0	HOME	0- 0	0- 0	3- 1				
3- 6	0- 0	0- 0	AWAY	0- 1	0- 0	3- 5				
0- 4	0- 0	0- 0	NEUTRAL	0- 2	0- 1	0- 1				
2- 9	0- 2	1- 0	NON-CONFERENCE	0- 3	0- 1	1- 3				
2- 2	0- 2	1- 0	HOME	0- 0	0- 0	1- 0				
0- 3	0- 0	0- 0	AWAY	0- 1	0- 0	0- 2				
0- 4	0- 0	0- 0	NEUTRAL	0- 2	0- 1	0- 1				
5- 4	0- 0	0- 0	CONFERENCE	0- 0	0- 0	5- 4				
2- 1	0- 0	0- 0	HOME	0- 0	0- 0	2- 1				
3- 3	0- 0	0- 0	AWAY	0- 0	0- 0	3- 3				
0- 0	0- 0	0- 0	NEUTRAL	0- 0	0- 0	0- 0				

RPI 1-25				RPI 26-50				RPI 51-100				RPI 101+ Team's RPI: 275			
RPI	S	Opponent	Score	RPI	S	Opponent	Score	RPI	S	Opponent	Score	RPI	S	Opponent	Score
13	H	UCLA	42 83	47	H	Ohio	63 57	63	N	West Virginia	64 80	129	N	Ball St.	57 76
24	H	Auburn	36 68					64	N	Florida	38 67	157	A	Hampton	57 64
								89	A	FGCU	41 67	184	A	Appalachian St.	58 71
												233	N	Marist	64 69
												249	H	UMES	57 60
												252	H	Howard	63 55
												257	A	Ga. Southern	50 65
												258	A	Norfolk St.	53 69
												261	H	UT Martin	74 59
												263	A	Coppin St.	57 65
												343	A	Delaware St.	68 60
												343	H	Delaware St.	83 44
												345	A	N.C. Central	62 38
												348	A	Morgan St.	67 62
LAST 12 Division I GAMES:															
343	A	Delaware St.	68 60	249	H	UMES	57 60								
258	A	Norfolk St.	53 69	343	H	Delaware St.	83 44								
345	A	N.C. Central	62 38	157	A	Hampton	57 64								
252	H	Howard	63 55	47	H	Ohio	63 57								
348	A	Morgan St.	67 62	13	H	UCLA	42 83								
263	A	Coppin St.	57 65	89	A	FGCU	41 67								

Non-Div I Games: Francis Marion 72 65 Slippery Rock 70 59

N.C. A&T

Loss, Non-Conf, S Site, H Home A Away N Neutral

Average RPI Win:	296	WON-LOST	WINNING	LAST 10	STRENGTH OF	OPP. STRENGTH	TEAM	ADJ.	CONF.	ADJ CONF.
Average RPI Loss:	230	RECORD	PCT. RANK	GAMES	SCHEDULE	OF SCHEDULE	RPI	RPI	RPI	RPI
DIV. I ONLY	2- 16	335	2- 8	323	341	345	345	32	32	
DIV. I NON-CONF.	0- 10	335	0- 4	234	309	345	345	31	31	
TOTALS	RPI 1-25	RPI 26-50	W-L RECORDS	RPI 51-100	RPI 101-150	RPI 150+				
2- 16	0- 0	0- 1	OVERALL	0- 1	0- 1	2- 13				
2- 6	0- 0	0- 0	HOME	0- 0	0- 0	2- 6				
0- 10	0- 0	0- 1	AWAY	0- 1	0- 1	0- 7				
0- 0	0- 0	0- 0	NEUTRAL	0- 0	0- 0	0- 0				
0- 10	0- 0	0- 1	NON-CONFERENCE	0- 1	0- 1	0- 7				
0- 4	0- 0	0- 0	HOME	0- 0	0- 0	0- 4				
0- 6	0- 0	0- 1	AWAY	0- 1	0- 1	0- 3				
0- 0	0- 0	0- 0	NEUTRAL	0- 0	0- 0	0- 0				
2- 6	0- 0	0- 0	CONFERENCE	0- 0	0- 0	2- 6				
2- 2	0- 0	0- 0	HOME	0- 0	0- 0	2- 2				
0- 4	0- 0	0- 0	AWAY	0- 0	0- 0	0- 4				
0- 0	0- 0	0- 0	NEUTRAL	0- 0	0- 0	0- 0				

RPI S	Opponent	Score	RPI S	Opponent	Score	RPI S	Opponent	Score	RPI S	Opponent	Score	Team's RPI: 345
38	A North Carolina St.	33 83	98	A Purdue	27 61	131	A Old Dominion	52 83	157	A Hampton	36 60	
						223	A Campbell	30 61	237	H Wofford	54 64	
						241	H Presbyterian	63 72	243	A Coastal Caro.	50 66	
						249	H UMES	68 59	252	H Howard	50 73	
						254	H UNCG	51 64	256	A Furman	40 60	
						258	A Norfolk St.	40 71	275	H N.C. A&T	38 62	
						318	H USC Upstate	58 68	343	A Delaware St.	51 55	
						343	H Delaware St.	68 63	348	A Morgan St.	42 44	
LAST 12 Division I GAMES:												
348	A Morgan St.	42 44	343	H Delaware St.	68 63							
343	A Delaware St.	51 55	249	H UMES	68 59							
275	H N.C. A&T	38 62	318	H USC Upstate	58 68							
252	H Howard	50 73	256	A Furman	40 60							
157	A Hampton	36 60	241	H Presbyterian	63 72							
258	A Norfolk St.	40 71	254	H UNCG	51 64							

Non-Div I Games: Johnson & Wales (NC75 38 Pfeiffer 47 50

N.C. Central

Loss, Non-Conf, S Site, H Home A Away N Neutral

Average RPI Win:	309	WON-LOST	WINNING	LAST 10	STRENGTH OF	OPP. STRENGTH	TEAM	ADJ.	CONF.	ADJ CONF.
Average RPI Loss:	187	RECORD	PCT. RANK	GAMES	SCHEDULE	OF SCHEDULE	RPI	RPI	RPI	RPI
DIV. I ONLY	8- 13	235	4- 6	336	275	306	306	24	24	
DIV. I NON-CONF.	5- 8	218	2- 1	339	328	313	313	24	24	
TOTALS	RPI 1-25	RPI 26-50	W-L RECORDS	RPI 51-100	RPI 101-150	RPI 150+				
8- 13	0- 0	0- 1	OVERALL	0- 3	0- 3	8- 6				
4- 4	0- 0	0- 0	HOME	0- 1	0- 1	4- 2				
3- 9	0- 0	0- 1	AWAY	0- 2	0- 2	3- 4				
1- 0	0- 0	0- 0	NEUTRAL	0- 0	0- 0	1- 0				
5- 8	0- 0	0- 1	NON-CONFERENCE	0- 1	0- 2	5- 4				
2- 3	0- 0	0- 0	HOME	0- 0	0- 1	2- 2				
2- 5	0- 0	0- 1	AWAY	0- 1	0- 1	2- 2				
1- 0	0- 0	0- 0	NEUTRAL	0- 0	0- 0	1- 0				
3- 5	0- 0	0- 0	CONFERENCE	0- 2	0- 1	3- 2				
2- 1	0- 0	0- 0	HOME	0- 1	0- 0	2- 0				
1- 4	0- 0	0- 0	AWAY	0- 1	0- 1	1- 2				
0- 0	0- 0	0- 0	NEUTRAL	0- 0	0- 0	0- 0				

RPI S	Opponent	Score	RPI S	Opponent	Score	RPI S	Opponent	Score	RPI S	Opponent	Score	Team's RPI: 306
36	A Harvard	38 59	61	A Bucknell	36 67	132	A Stetson	43 77	139	A Saint Joseph's	36 75	
			81	H Jacksonville	56 75	145	H Columbia	51 65	204	H Binghamton	44 68	
			89	A FGCU	53 73	252	H Howard	70 55	264	A Vermont	42 64	
						284	H North Florida	64 62	297	A Lipscomb	76 53	
						297	H Lipscomb	76 68	299	A Kennesaw St.	64 75	
						312	A Lehigh	52 84	318	A USC Upstate	58 75	
						328	A Chicago St.	57 42	333	N LIU Brooklyn	50 48	
						340	H Wagner	68 45	343	A Delaware St.	57 43	
						346	H Fairleigh Dickinson	61 66				
LAST 12 Division I GAMES:												
297	A Lipscomb	76 53	284	H North Florida	64 62							
299	A Kennesaw St.	64 75	318	A USC Upstate	58 75							
297	H Lipscomb	76 68	145	H Columbia	51 65							
132	A Stetson	43 77	328	A Chicago St.	57 42							
89	A FGCU	53 73	252	H Howard	70 55							
81	H Jacksonville	56 75	139	A Saint Joseph's	36 75							

Non-Div I Games: St. Joseph's (Brkln87 53 Rutgers-Newark 83 52

NJIT

Loss, Non-Conf, S Site, H Home A Away N Neutral

Average RPI Win:	257	WON-LOST	WINNING	LAST 10	STRENGTH OF	OPP. STRENGTH	TEAM	ADJ.	CONF.	ADJ CONF.
Average RPI Loss:	106	RECORD	PCT. RANK	GAMES	SCHEDULE	OF SCHEDULE	RPI	RPI	RPI	RPI
DIV. I ONLY	15- 6	64	9- 1	278	215	119	119	23	23	
DIV. I NON-CONF.	6- 4	126	0- 1	204	111	124	124	25	25	
TOTALS	RPI 1-25	RPI 26-50	W-L RECORDS	RPI 51-100	RPI 101-150	RPI 150+				
15- 6	0- 1	0- 0	OVERALL	0- 2	0- 1	15- 2				
8- 1	0- 0	0- 0	HOME	0- 0	0- 0	8- 1				
7- 4	0- 1	0- 0	AWAY	0- 2	0- 0	7- 1				
0- 1	0- 0	0- 0	NEUTRAL	0- 0	0- 1	0- 0				
6- 4	0- 1	0- 0	NON-CONFERENCE	0- 1	0- 1	6- 1				
4- 0	0- 0	0- 0	HOME	0- 0	0- 0	4- 0				
2- 3	0- 1	0- 0	AWAY	0- 1	0- 0	2- 1				
0- 1	0- 0	0- 0	NEUTRAL	0- 0	0- 1	0- 0				
9- 2	0- 0	0- 0	CONFERENCE	0- 1	0- 0	9- 1				
4- 1	0- 0	0- 0	HOME	0- 0	0- 0	4- 1				
5- 1	0- 0	0- 0	AWAY	0- 1	0- 0	5- 0				
0- 0	0- 0	0- 0	NEUTRAL	0- 0	0- 0	0- 0				

RPI	S	Opponent	Score	RPI	S	Opponent	Score	RPI	S	Opponent	Score	RPI	S	Opponent	Score	Team's RPI: 119
12	A	Tennessee	55 85					61	A	Bucknell	64 67	122	N	Arkansas	67 70	
								62	A	Wake Forest	65 75	152	A	George Mason	64 68	
												152	H	Iona	73 68	
												170	A	Army West Point	63 58	
												194	H	Cleveland St.	88 63	
												196	H	Hofstra	78 69	
												228	A	Colgate	80 67	
												228	H	Colgate	61 69	
												239	H	Loyola Maryland	77 51	
												269	H	Liberty	67 66	
												277	A	Boston U.	62 59	
												277	H	Boston U.	55 41	
												291	A	Nevada	79 62	
												304	A	Holy Cross	73 71	
												304	H	Holy Cross	57 56	
												312	A	Lehigh	66 64	
												315	A	Air Force	64 46	
												324	H	Lafayette	76 41	
LAST 12 Division I GAMES:																
228	H	Colgate	61 69	239	H	Loyola Maryland	77 51									
277	H	Boston U.	55 41	228	A	Colgate	80 67									
304	A	Holy Cross	73 71	277	A	Boston U.	62 59									
170	A	Army West Point	63 58	304	H	Holy Cross	57 56									
312	A	Lehigh	66 64	61	A	Bucknell	64 67									
324	H	Lafayette	76 41	152	A	George Mason	64 68									

Non-Div I Games: Goucher 93 40

Navy

Nebraska

Through Games Of Feb. 4, 2017

Average RPI Win:	175	WON-LOST	WINNING	LAST 10	STRENGTH OF	OPP. STRENGTH	TEAM	ADJ.	CONF.	ADJ CONF.
Average RPI Loss:	53	RECORD	PCT. RANK	GAMES	SCHEDULE	OF SCHEDULE	RPI	RPI	RPI	RPI
DIV. I ONLY	5- 18	309	1- 9	12	22	178	178	6	6	
DIV. I NON-CONF.	4- 8	230	0- 1	11	7	149	149	6	6	
TOTALS	RPI 1-25	RPI 26-50	W-L RECORDS	RPI 51-100	RPI 101-150	RPI 150+				
5- 18	0- 3	0- 8	OVERALL	1- 6	0- 0	4- 1				
5- 8	0- 2	0- 5	HOME	1- 1	0- 0	4- 0				
0- 8	0- 1	0- 3	AWAY	0- 3	0- 0	0- 1				
0- 2	0- 0	0- 0	NEUTRAL	0- 2	0- 0	0- 0				
4- 8	0- 2	0- 4	NON-CONFERENCE	1- 2	0- 0	3- 0				
4- 4	0- 1	0- 3	HOME	1- 0	0- 0	3- 0				
0- 2	0- 1	0- 1	AWAY	0- 0	0- 0	0- 0				
0- 2	0- 0	0- 0	NEUTRAL	0- 2	0- 0	0- 0				
1- 10	0- 1	0- 4	CONFERENCE	0- 4	0- 0	1- 1				
1- 4	0- 1	0- 2	HOME	0- 1	0- 0	1- 0				
0- 6	0- 0	0- 2	AWAY	0- 3	0- 0	0- 1				
0- 0	0- 0	0- 0	NEUTRAL	0- 0	0- 0	0- 0				

RPI 1-25				RPI 26-50				RPI 51-100				RPI 101+ Team's RPI: 178			
RPI	S	Opponent	Score	RPI	S	Opponent	Score	RPI	S	Opponent	Score	RPI	S	Opponent	Score
1	H	UConn	41 84	28	H	Drake	70 84	51	A	Iowa	72 75	166	H	Omaha	66 58
19	H	Maryland	49 93	29	A	Ohio St.	75 95	54	H	Minnesota	69 79	186	A	Illinois	59 79
23	A	Creighton	64 80	30	H	Missouri	35 55	58	N	Virginia	51 73	187	H	Rutgers	62 58
				31	H	Michigan	51 84	67	H	Colorado St.	62 59	206	H	San Jose St.	83 61
				42	H	Northwestern	58 62	69	N	Washington St.	65 79	250	H	UTRGV	71 53
				43	A	Virginia Tech	67 76	96	A	Penn St.	69 86				
				45	H	California	65 86	98	A	Purdue	45 88				
				46	A	Michigan St.	73 93								
LAST 12 Division I GAMES:															
54	H	Minnesota	69 79	187	H	Rutgers	62 58								
29	A	Ohio St.	75 95	46	A	Michigan St.	73 93								
98	A	Purdue	45 88	19	H	Maryland	49 93								
31	H	Michigan	51 84	51	A	Iowa	72 75								
96	A	Penn St.	69 86	42	H	Northwestern	58 62								
186	A	Illinois	59 79	1	H	UConn	41 84								

Non-Div I Games:

Nebraska

■ Loss,
■ Non-Conf,
■ S Site,
■ H Home
■ A Away
N Neutral

Nevada

Through Games Of Feb. 4, 2017

Average RPI Win: 240	WON-LOST	WINNING	LAST 10	STRENGTH OF	OPP. STRENGTH	TEAM	ADJ.	CONF.	ADJ CONF.
Average RPI Loss: 168	RECORD	PCT. RANK	GAMES	SCHEDULE	OF SCHEDULE	RPI	RPI	RPI	RPI
DIV. I ONLY	7- 13	248	2- 8	283	165	291	291	13	13
DIV. I NON-CONF.	5- 5	165	1- 0	315	212	271	271	15	15
TOTALS	RPI 1-25	RPI 26-50	W-L RECORDS	RPI 51-100	RPI 101-150	RPI 150+			
7- 13	0- 0	0- 0	OVERALL	1- 2	0- 4	6- 7			
4- 8	0- 0	0- 0	HOME	1- 2	0- 3	3- 3			
3- 5	0- 0	0- 0	AWAY	0- 0	0- 1	3- 4			
0- 0	0- 0	0- 0	NEUTRAL	0- 0	0- 0	0- 0			
5- 5	0- 0	0- 0	NON-CONFERENCE	0- 2	0- 1	5- 2			
3- 4	0- 0	0- 0	HOME	0- 2	0- 1	3- 1			
2- 1	0- 0	0- 0	AWAY	0- 0	0- 0	2- 1			
0- 0	0- 0	0- 0	NEUTRAL	0- 0	0- 0	0- 0			
2- 8	0- 0	0- 0	CONFERENCE	1- 0	0- 3	1- 5			
1- 4	0- 0	0- 0	HOME	1- 0	0- 2	0- 2			
1- 4	0- 0	0- 0	AWAY	0- 0	0- 1	1- 3			
0- 0	0- 0	0- 0	NEUTRAL	0- 0	0- 0	0- 0			

N
e
v
a
d
aN
e
v
a
d
a

RPI 1-25				RPI 26-50				RPI 51-100				RPI 101+ Team's RPI: 291					
RPI	S	Opponent	Score	RPI	S	Opponent	Score	RPI	S	Opponent	Score	RPI	S	Opponent	Score		
								52	H	Utah	50	80	101	H	Wyoming	59	72
								85	H	Boise St.	69	62	119	H	Navy	62	79
								100	H	Long Beach St.	93	97	146	A	New Mexico	50	59
													146	H	New Mexico	63	69
													168	A	Fresno St.	54	68
													168	H	Fresno St.	70	71
													191	H	Memphis	75	67
													201	H	Utah St.	69	81
													206	A	San Jose St.	84	107
													217	A	San Diego	54	70
													232	H	Hawaii	67	59
													235	A	San Diego St.	78	83
													273	H	Portland	72	59
													280	A	Sacramento St.	99	95
													307	A	Pepperdine	69	60
													315	A	Air Force	56	51
													327	H	UC Irvine	59	72
LAST 12 Division I GAMES:																	
201	H	Utah St.	69	81	146	H	New Mexico	63	69								
146	A	New Mexico	50	59	235	A	San Diego St.	78	83								
85	H	Boise St.	69	62	168	H	Fresno St.	70	71								
168	A	Fresno St.	54	68	206	A	San Jose St.	84	107								
315	A	Air Force	56	51	232	H	Hawaii	67	59								
101	H	Wyoming	59	72	217	A	San Diego	54	70								

Non-Div I Games: Holy Names 70 42

Nevada

■ Loss,
 ■ Non-Conf, S Site,
 ■ Home
 ■ Away
 N Neutral

Average RPI Win:	237	WON-LOST	WINNING	LAST 10	STRENGTH OF	OPP. STRENGTH	TEAM	ADJ.	CONF.	ADJ CONF.
Average RPI Loss:	86	RECORD	PCT. RANK	GAMES	SCHEDULE	OF SCHEDULE	RPI	RPI	RPI	RPI
DIV. I ONLY	18- 3	11	10- 0	294	210	93	93	22	22	
DIV. I NON-CONF.	9- 3	63	3- 0	300	211	130	130	21	21	
TOTALS	RPI 1-25	RPI 26-50	W-L RECORDS	RPI 51-100	RPI 101-150	RPI 150+				
18- 3	0- 1	0- 0	OVERALL	0- 1	1- 1	17- 0				
10- 1	0- 0	0- 0	HOME	0- 0	1- 1	9- 0				
8- 2	0- 1	0- 0	AWAY	0- 1	0- 0	8- 0				
0- 0	0- 0	0- 0	NEUTRAL	0- 0	0- 0	0- 0				
9- 3	0- 1	0- 0	NON-CONFERENCE	0- 1	0- 1	9- 0				
5- 1	0- 0	0- 0	HOME	0- 0	0- 1	5- 0				
4- 2	0- 1	0- 0	AWAY	0- 1	0- 0	4- 0				
0- 0	0- 0	0- 0	NEUTRAL	0- 0	0- 0	0- 0				
9- 0	0- 0	0- 0	CONFERENCE	0- 0	1- 0	8- 0				
5- 0	0- 0	0- 0	HOME	0- 0	1- 0	4- 0				
4- 0	0- 0	0- 0	AWAY	0- 0	0- 0	4- 0				
0- 0	0- 0	0- 0	NEUTRAL	0- 0	0- 0	0- 0				

RPI 1-25				RPI 26-50				RPI 51-100 Team's RPI: 93				RPI 101+			
RPI	S	Opponent	Score	RPI	S	Opponent	Score	RPI	S	Opponent	Score	RPI	S	Opponent	Score
16	A	Kentucky	43 92					91	A	Cornell	56 61	134	H	Maine	50 44
												150	H	Yale	58 64
												151	H	Hartford	58 50
												165	H	Albany (NY)	71 58
												175	A	Northeastern	66 63
												193	H	Sacred Heart	71 43
												199	A	Siena	77 67
												204	A	Binghamton	70 62
												212	H	Dartmouth	64 47
												229	H	UMBC	60 50
												255	A	Stony Brook	56 45
												255	H	Stony Brook	49 46
												264	A	Vermont	57 49
												267	A	Manhattan	59 42
												277	A	Boston U.	59 51
												292	H	Bryant	62 60
												309	H	Central Conn. St.	56 52
												338	A	UMass Lowell	76 57
												340	H	Wagner	73 40
LAST 12 Division I GAMES:															
255	A	Stony Brook	56 45	204	A	Binghamton	70 62								
229	H	UMBC	60 50	165	H	Albany (NY)	71 58								
338	A	UMass Lowell	76 57	255	H	Stony Brook	49 46								
151	H	Hartford	58 50	212	H	Dartmouth	64 47								
134	H	Maine	50 44	267	A	Manhattan	59 42								
264	A	Vermont	57 49	309	H	Central Conn. St.	56 52								

Non-Div I Games: New England Col. 58 38

New Hampshire

Average RPI Win:	217	WON-LOST	WINNING	LAST 10	STRENGTH OF	OPP. STRENGTH	TEAM	ADJ.	CONF.	ADJ CONF.
Average RPI Loss:	95	RECORD	PCT. RANK	GAMES	SCHEDULE	OF SCHEDULE	RPI	RPI	RPI	RPI
DIV. I ONLY	12- 10	147	5- 4	118	150	146	146	13	13	
DIV. I NON-CONF.	4- 6	209	0- 0	168	127	242	242	15	15	
TOTALS	RPI 1-25	RPI 26-50	W-L RECORDS	RPI 51-100	RPI 101-150	RPI 150+				
12- 10	0- 0	0- 1	OVERALL	2- 5	0- 3	10- 1				
8- 5	0- 0	0- 0	HOME	2- 3	0- 2	6- 0				
4- 5	0- 0	0- 1	AWAY	0- 2	0- 1	4- 1				
0- 0	0- 0	0- 0	NEUTRAL	0- 0	0- 0	0- 0				
4- 6	0- 0	0- 1	NON-CONFERENCE	1- 2	0- 2	3- 1				
4- 3	0- 0	0- 0	HOME	1- 1	0- 2	3- 0				
0- 3	0- 0	0- 1	AWAY	0- 1	0- 0	0- 1				
0- 0	0- 0	0- 0	NEUTRAL	0- 0	0- 0	0- 0				
8- 4	0- 0	0- 0	CONFERENCE	1- 3	0- 1	7- 0				
4- 2	0- 0	0- 0	HOME	1- 2	0- 0	3- 0				
4- 2	0- 0	0- 0	AWAY	0- 1	0- 1	4- 0				
0- 0	0- 0	0- 0	NEUTRAL	0- 0	0- 0	0- 0				

RPI	S	Opponent	Score	RPI	S	Opponent	Score	RPI	S	Opponent	Score	RPI	S	Opponent	Score	Team's RPI: 146
40	A	Marquette	52 62	54	H	Minnesota	65 69	101	A	Wyoming	52 68	138	H	Tulsa	64 67	
				60	A	Texas Tech	58 69	139	H	Saint Joseph's	67 79	168	A	Fresno St.	80 54	
				67	H	Colorado St.	63 78	197	A	New Mexico St.	70 77	197	H	New Mexico St.	84 55	
				76	A	UNLV	42 56	201	A	Utah St.	68 58	206	A	San Jose St.	82 72	
				76	H	UNLV	52 61	235	H	San Diego St.	85 42	286	H	UTEP	79 66	
				85	H	Boise St.	75 68	291	A	Nevada	69 63	291	H	Nevada	59 50	
				99	H	SMU	64 49	346	H	Fairleigh Dickinson	83 56					
LAST 12 Division I GAMES:																
206	A	San Jose St.	82 72	67	H	Colorado St.	63 78									
76	H	UNLV	52 61	76	A	UNLV	42 56									
291	H	Nevada	59 50	291	A	Nevada	69 63									
201	A	Utah St.	68 58	201	H	Utah St.	78 67									
101	A	Wyoming	52 68	235	H	San Diego St.	85 42									
85	H	Boise St.	75 68	168	A	Fresno St.	80 54									

Non-Div I Games: Northern N.M. 87 47

New Mexico

■ Loss,
 ■ Non-Conf, S Site,
 ■ Home
 ■ Away
 N Neutral

Average RPI Win:	275	WON-LOST	WINNING	LAST 10	STRENGTH OF	OPP. STRENGTH	TEAM	ADJ.	CONF.	ADJ CONF.
Average RPI Loss:	131	RECORD	PCT. RANK	GAMES	SCHEDULE	OF SCHEDULE	RPI	RPI	RPI	RPI
DIV. I ONLY	14- 6	70	8- 1	343	164	197	197	29	29	
DIV. I NON-CONF.	6- 6	165	0- 3	298	107	215	215	29	29	
TOTALS	RPI 1-25	RPI 26-50	W-L RECORDS	RPI 51-100	RPI 101-150	RPI 150+				
14- 6	0- 0	0- 0	OVERALL	0- 2	1- 2	13- 2				
7- 1	0- 0	0- 0	HOME	0- 0	1- 1	6- 0				
6- 2	0- 0	0- 0	AWAY	0- 0	0- 1	6- 1				
1- 3	0- 0	0- 0	NEUTRAL	0- 2	0- 0	1- 1				
6- 6	0- 0	0- 0	NON-CONFERENCE	0- 2	1- 2	5- 2				
3- 1	0- 0	0- 0	HOME	0- 0	1- 1	2- 0				
2- 2	0- 0	0- 0	AWAY	0- 0	0- 1	2- 1				
1- 3	0- 0	0- 0	NEUTRAL	0- 2	0- 0	1- 1				
8- 0	0- 0	0- 0	CONFERENCE	0- 0	0- 0	8- 0				
4- 0	0- 0	0- 0	HOME	0- 0	0- 0	4- 0				
4- 0	0- 0	0- 0	AWAY	0- 0	0- 0	4- 0				
0- 0	0- 0	0- 0	NEUTRAL	0- 0	0- 0	0- 0				

RPI 1-25				RPI 26-50				RPI 51-100				RPI 101+ Team's RPI: 197			
RPI	S	Opponent	Score	RPI	S	Opponent	Score	RPI	S	Opponent	Score	RPI	S	Opponent	Score
								53	N	Quinnipiac	46 49	120	H	Arizona	63 74
								76	N	UNLV	47 52	146	A	New Mexico	55 84
												146	H	New Mexico	77 70
												156	N	Santa Clara	46 60
												206	H	San Jose St.	66 55
												214	H	Seattle U	73 69
												222	A	Grand Canyon	81 65
												232	A	Hawaii	53 56
												280	N	Sacramento St.	99 73
												286	A	UTEP	67 59
												287	A	CSU Bakersfield	64 55
												295	A	Northern Ariz.	79 68
												307	H	Pepperdine	75 66
												310	A	UMKC	60 43
												310	H	UMKC	78 72
												328	A	Chicago St.	65 54
												328	H	Chicago St.	100 63
												331	H	Utah Valley	63 46
LAST 12 Division I GAMES:															
				328	A	Chicago St.	65 54					328	H	Chicago St.	100 63
				331	H	Utah Valley	63 46					310	H	UMKC	78 72
				214	H	Seattle U	73 69					156	N	Santa Clara	46 60
				310	A	UMKC	60 43					76	N	UNLV	47 52
				287	A	CSU Bakersfield	64 55					53	N	Quinnipiac	46 49
				222	A	Grand Canyon	81 65					286	A	UTEP	67 59

Non-Div I Games: N.M. Highlands 94 37 Western N.M. 85 28

New Mexico St.

Loss, Non-Conf, S Site, H Home A Away N Neutral

Average RPI Win:	295	WON-LOST	WINNING	LAST 10	STRENGTH OF	OPP. STRENGTH	TEAM	ADJ.	CONF.	ADJ CONF.
Average RPI Loss:	116	RECORD	PCT. RANK	GAMES	SCHEDULE	OF SCHEDULE	RPI	RPI	RPI	RPI
DIV. I ONLY	8- 10	208	5- 5	179	292	195	195	27	27	
DIV. I NON-CONF.	2- 5	259	0- 0	76	154	179	179	27	27	
TOTALS	RPI 1-25	RPI 26-50	W-L RECORDS	RPI 51-100	RPI 101-150	RPI 150+				
8- 10	0- 1	0- 0	OVERALL	0- 1	0- 7	8- 1				
4- 3	0- 0	0- 0	HOME	0- 0	0- 2	4- 1				
4- 7	0- 1	0- 0	AWAY	0- 1	0- 5	4- 0				
0- 0	0- 0	0- 0	NEUTRAL	0- 0	0- 0	0- 0				
2- 5	0- 1	0- 0	NON-CONFERENCE	0- 1	0- 2	2- 1				
1- 1	0- 0	0- 0	HOME	0- 0	0- 0	1- 1				
1- 4	0- 1	0- 0	AWAY	0- 1	0- 2	1- 0				
0- 0	0- 0	0- 0	NEUTRAL	0- 0	0- 0	0- 0				
6- 5	0- 0	0- 0	CONFERENCE	0- 0	0- 5	6- 0				
3- 2	0- 0	0- 0	HOME	0- 0	0- 2	3- 0				
3- 3	0- 0	0- 0	AWAY	0- 0	0- 3	3- 0				
0- 0	0- 0	0- 0	NEUTRAL	0- 0	0- 0	0- 0				

RPI 1-25				RPI 26-50				RPI 51-100				RPI 101+ Team's RPI: 195			
RPI	S	Opponent	Score	RPI	S	Opponent	Score	RPI	S	Opponent	Score	RPI	S	Opponent	Score
10	A	Texas	48 80					70	A	Iowa St.	63 100	111	A	SFA	61 88
												112	H	Central Ark.	51 55
												113	A	Alabama	57 78
												116	A	Southern Miss.	53 78
												127	A	Lamar University	42 73
												127	H	Lamar University	55 66
												130	A	Abilene Christian	55 68
												207	H	Texas Southern	63 57
												246	H	South Ala.	62 65
												260	A	McNeese	71 59
												266	A	Jacksonville St.	81 79
												305	H	A&M-Corpus Christi	75 54
												308	H	Nicholls St.	81 77
												336	A	Incarinate Word	71 67
												337	A	Houston Baptist	73 63
												343	H	Sam Houston St.	78 49
LAST 12 Division I GAMES:															
308	H	Nicholls St.	81 77	343	H	Sam Houston St.	78 49								
127	H	Lamar University	55 66	336	A	Incarinate Word	71 67								
111	A	SFA	61 88	127	A	Lamar University	42 73								
260	A	McNeese	71 59	130	A	Abilene Christian	55 68								
112	H	Central Ark.	51 55	305	H	A&M-Corpus Christi	75 54								
337	A	Houston Baptist	73 63	10	A	Texas	48 80								

Non-Div I Games: Blue Mountain 75 37 Crowley's Ridge 123 33 Trinity Baptist 100 35

New Orleans

Loss, Non-Conf, S Site, H Home A Away N Neutral

Niagara

Through Games Of Feb. 4, 2017

Average RPI Win: 221	WON-LOST	WINNING	LAST 10	STRENGTH OF	OPP. STRENGTH	TEAM	ADJ.	CONF.	ADJ CONF.
Average RPI Loss: 131	RECORD	PCT. RANK	GAMES	SCHEDULE	OF SCHEDULE	RPI	RPI	RPI	RPI
DIV. I ONLY	6- 17	293	2- 8	74	208	221	221	17	17
DIV. I NON-CONF.	3- 6	230	0- 0	6	165	87	87	17	17
TOTALS	RPI 1-25	RPI 26-50	W-L RECORDS	RPI 51-100	RPI 101-150	RPI 150+			
6- 17	0- 1	0- 2	OVERALL	0- 4	0- 2	6- 8			
4- 7	0- 1	0- 0	HOME	0- 1	0- 1	4- 4			
2- 10	0- 0	0- 2	AWAY	0- 3	0- 1	2- 4			
0- 0	0- 0	0- 0	NEUTRAL	0- 0	0- 0	0- 0			
3- 6	0- 1	0- 2	NON-CONFERENCE	0- 2	0- 1	3- 0			
2- 1	0- 1	0- 0	HOME	0- 0	0- 0	2- 0			
1- 5	0- 0	0- 2	AWAY	0- 2	0- 1	1- 0			
0- 0	0- 0	0- 0	NEUTRAL	0- 0	0- 0	0- 0			
3- 11	0- 0	0- 0	CONFERENCE	0- 2	0- 1	3- 8			
2- 6	0- 0	0- 0	HOME	0- 1	0- 1	2- 4			
1- 5	0- 0	0- 0	AWAY	0- 1	0- 0	1- 4			
0- 0	0- 0	0- 0	NEUTRAL	0- 0	0- 0	0- 0			

RPI 1-25				RPI 26-50				RPI 51-100				RPI 101+				Team's RPI: 221
RPI	S	Opponent	Score	RPI	S	Opponent	Score	RPI	S	Opponent	Score	RPI	S	Opponent	Score	
19	H	Maryland	64 96	31	A	Michigan	35 107	53	A	Quinnipiac	45 61	115	A	Fordham	69 92	
				34	A	Syracuse	60 109	53	H	Quinnipiac	64 71	126	H	Rider	58 78	
								71	A	Buffalo	63 73	151	H	Hartford	75 62	
								86	A	Drexel	57 69	152	A	Iona	61 68	
												152	H	Iona	55 65	
												177	A	Fairfield	63 66	
												177	H	Fairfield	55 65	
												194	A	Cleveland St.	67 49	
												199	A	Siena	53 71	
												219	H	St. Bonaventure	65 43	
												225	H	Monmouth	66 45	
												233	H	Marist	58 60	
												240	H	Canisius	57 65	
												267	A	Manhattan	62 59	
												267	H	Manhattan	65 42	
												313	A	Saint Peter's	66 78	
LAST 12 Division I GAMES:																
267	H	Manhattan	65 42	267	A	Manhattan	62 59									
152	H	Iona	55 65	152	A	Iona	61 68									
177	A	Fairfield	63 66	233	H	Marist	58 60									
53	A	Quinnipiac	45 61	53	H	Quinnipiac	64 71									
177	H	Fairfield	55 65	199	A	Siena	53 71									
240	H	Canisius	57 65	313	A	Saint Peter's	66 78									

Non-Div I Games:

Niagara

■ Loss,
 ■ Non-Conf,
 S Site,
 ■ Home
 ■ Away
 N Neutral

Average RPI Win:	297	WON-LOST	WINNING	LAST 10	STRENGTH OF	OPP. STRENGTH	TEAM	ADJ.	CONF.	ADJ CONF.
Average RPI Loss:	202	RECORD	PCT. RANK	GAMES	SCHEDULE	OF SCHEDULE	RPI	RPI	RPI	RPI
DIV. I ONLY	8- 14	239	5- 5	330	324	308	308	27	27	
DIV. I NON-CONF.	3- 8	262	0- 1	282	331	304	304	27	27	
TOTALS	RPI 1-25	RPI 26-50	W-L RECORDS	RPI 51-100	RPI 101-150	RPI 150+				
8- 14	0- 0	0- 0	OVERALL	0- 2	1- 3	7- 9				
5- 3	0- 0	0- 0	HOME	0- 0	1- 2	4- 1				
3- 10	0- 0	0- 0	AWAY	0- 0	0- 0	3- 1				
0- 1	0- 0	0- 0	NEUTRAL	0- 0	0- 0	0- 1				
3- 8	0- 0	0- 0	NON-CONFERENCE	0- 2	0- 1	3- 5				
2- 1	0- 0	0- 0	HOME	0- 0	0- 1	2- 0				
1- 6	0- 0	0- 0	AWAY	0- 2	0- 0	1- 4				
0- 1	0- 0	0- 0	NEUTRAL	0- 0	0- 0	0- 1				
5- 6	0- 0	0- 0	CONFERENCE	0- 0	1- 2	4- 4				
3- 2	0- 0	0- 0	HOME	0- 0	1- 1	2- 1				
2- 4	0- 0	0- 0	AWAY	0- 0	0- 1	2- 3				
0- 0	0- 0	0- 0	NEUTRAL	0- 0	0- 0	0- 0				

RPI 1-25			RPI 26-50			RPI 51-100			RPI 101+ Team's RPI: 308		
RPI	S	Opponent	Score	RPI	S	Opponent	Score	RPI	S	Opponent	Score
								77	A	Gonzaga	46 78
								81	A	Jacksonville	71 76
								105	H	Troy	75 100
								111	A	SFA	55 80
								127	H	Lamar University	78 67
								130	H	Abilene Christian	73 89
								161	A	Louisiana Tech	52 68
								191	A	Memphis	62 73
								195	A	New Orleans	77 81
								247	A	Grambling	71 60
								266	A	Jacksonville St.	52 75
								284	N	North Florida	74 77
								289	A	Prairie View	67 69
								303	A	Northwestern St.	58 75
								305	A	A&M-Corpus Christi	60 65
								305	H	A&M-Corpus Christi	74 54
								332	H	La.-Monroe	73 54
								334	A	Southeastern La.	76 60
								336	H	Incarnate Word	52 78
								337	H	Houston Baptist	76 57
								343	A	Sam Houston St.	66 59
								347	H	Jackson St.	83 76
LAST 12 Division I GAMES:											
195	A	New Orleans	77 81	111	A	SFA	55 80				
334	A	Southeastern La.	76 60	303	A	Northwestern St.	58 75				
305	A	A&M-Corpus Christi	60 65	343	A	Sam Houston St.	66 59				
337	H	Houston Baptist	76 57	305	H	A&M-Corpus Christi	74 54				
127	H	Lamar University	78 67	336	H	Incarnate Word	52 78				
130	H	Abilene Christian	73 89	191	A	Memphis	62 73				

Non-Div I Games:

Nicholls St.

■ Loss,
 ■ Non-Conf,
 ■ S Site,
 ■ Home
 ■ A Away
 N Neutral

Average RPI Win:	313	WON-LOST	WINNING	LAST 10	STRENGTH OF	OPP. STRENGTH	TEAM	ADJ.	CONF.	ADJ CONF.
Average RPI Loss:	177	RECORD	PCT. RANK	GAMES	SCHEDULE	OF SCHEDULE	RPI	RPI	RPI	RPI
DIV. I ONLY	10- 9	155	7- 3	344	317	258	258	32	32	
DIV. I NON-CONF.	3- 7	250	0- 2	297	262	255	255	31	31	
TOTALS	RPI 1-25	RPI 26-50	W-L RECORDS	RPI 51-100	RPI 101-150	RPI 150+				
10- 9	0- 0	0- 0	OVERALL	0- 0	0- 2	10- 7				
3- 3	0- 0	0- 0	HOME	0- 0	0- 1	3- 2				
7- 5	0- 0	0- 0	AWAY	0- 0	0- 1	7- 4				
0- 1	0- 0	0- 0	NEUTRAL	0- 0	0- 0	0- 1				
3- 7	0- 0	0- 0	NON-CONFERENCE	0- 0	0- 2	3- 5				
0- 1	0- 0	0- 0	HOME	0- 0	0- 1	0- 0				
3- 5	0- 0	0- 0	AWAY	0- 0	0- 1	3- 4				
0- 1	0- 0	0- 0	NEUTRAL	0- 0	0- 0	0- 1				
7- 2	0- 0	0- 0	CONFERENCE	0- 0	0- 0	7- 2				
3- 2	0- 0	0- 0	HOME	0- 0	0- 0	3- 2				
4- 0	0- 0	0- 0	AWAY	0- 0	0- 0	4- 0				
0- 0	0- 0	0- 0	NEUTRAL	0- 0	0- 0	0- 0				

RPI 1-25			RPI 26-50			RPI 51-100			RPI 101+			Team's RPI: 258
RPI	S	Opponent	Score	RPI	S	Opponent	Score	RPI	S	Opponent	Score	
								117	H	William & Mary	52	65
								131	A	Old Dominion	54	65
								151	N	Hartford	51	61
								152	A	George Mason	33	60
								154	A	Towson	58	61
								157	H	Hampton	57	58
								220	A	UNCW	56	64
								254	A	UNCG	52	59
								259	H	Bethune-Cookman	58	68
								263	A	Coppin St.	49	45
								271	H	Savannah St.	61	55
								275	H	N.C. A&T	69	53
								293	A	High Point	63	60
								312	A	Lehigh	81	57
								335	A	Longwood	85	56
								342	A	South Carolina St.	68	53
								343	A	Delaware St.	82	74
								345	H	N.C. Central	71	40
								348	A	Morgan St.	56	47
LAST 12 Division I GAMES:												
342	A	South Carolina St.	68	53	345	H	N.C. Central	71	40			
275	H	N.C. A&T	69	53	271	H	Savannah St.	61	55			
259	H	Bethune-Cookman	58	68	348	A	Morgan St.	56	47			
263	A	Coppin St.	49	45	154	A	Towson	58	61			
157	H	Hampton	57	58	254	A	UNCG	52	59			
343	A	Delaware St.	82	74	117	H	William & Mary	52	65			

Non-Div I Games: Lincoln (PA) 62 28 Saint Augustine's 99 59

Norfolk St.

North Carolina

Through Games Of Feb. 4, 2017

Average RPI Win:	170	WON-LOST	WINNING	LAST 10	STRENGTH OF	OPP. STRENGTH	TEAM	ADJ.	CONF.	ADJ CONF.
Average RPI Loss:	36	RECORD	PCT. RANK	GAMES	SCHEDULE	OF SCHEDULE	RPI	RPI	RPI	RPI
DIV. I ONLY	13- 9	124	2- 1	36	63	75	75	3	3	
DIV. I NON-CONF.	11- 2	24	1- 0	166	180	70	70	4	4	
TOTALS	RPI 1-25	RPI 26-50	W-L RECORDS	RPI 51-100	RPI 101-150	RPI 150+				
13- 9	1- 5	1- 2	OVERALL	4- 1	0- 1	7- 0				
10- 3	1- 2	1- 0	HOME	2- 1	0- 0	6- 0				
1- 4	0- 2	0- 1	AWAY	0- 0	0- 1	1- 0				
2- 2	0- 1	0- 1	NEUTRAL	2- 0	0- 0	0- 0				
11- 2	1- 1	0- 1	NON-CONFERENCE	3- 0	0- 0	7- 0				
8- 0	1- 0	0- 0	HOME	1- 0	0- 0	6- 0				
1- 0	0- 0	0- 0	AWAY	0- 0	0- 0	1- 0				
2- 2	0- 1	0- 1	NEUTRAL	2- 0	0- 0	0- 0				
2- 7	0- 4	1- 1	CONFERENCE	1- 1	0- 1	0- 0				
2- 3	0- 2	1- 0	HOME	1- 1	0- 0	0- 0				
0- 4	0- 2	0- 1	AWAY	0- 0	0- 1	0- 0				
0- 0	0- 0	0- 0	NEUTRAL	0- 0	0- 0	0- 0				

RPI S	Opponent	Score	RPI S	Opponent	Score	RPI S	Opponent	Score	RPI S	Opponent	Score
2	H Notre Dame	55 77	27	N LSU	43 70	54	N Minnesota	91 77	133	A Pittsburgh	48 68
7	H Florida St.	77 90	38	H North Carolina St.	83 70	58	H Virginia	67 58	203	A Wisconsin	72 59
11	A Duke	58 70	43	A Virginia Tech	68 76	61	H Bucknell	65 50	213	H Alabama St.	84 54
20	A Miami (FL)	88 100				62	H Wake Forest	77 80	244	H Marshall	75 53
22	N South Fla.	55 83				81	N Jacksonville	87 57	263	H Coppin St.	90 55
25	H Elon	78 73							279	H Charleston So.	93 77
									342	H South Carolina St.	82 49
									349	H Alabama A&M	80 35
LAST 12 Division I GAMES:											
54	N Minnesota	91 77	11	A Duke	58 70						
38	H North Carolina St.	83 70	58	H Virginia	67 58						
20	A Miami (FL)	88 100	7	H Florida St.	77 90						
2	H Notre Dame	55 77	43	A Virginia Tech	68 76						
62	H Wake Forest	77 80	342	H South Carolina St.	82 49						
133	A Pittsburgh	48 68	263	H Coppin St.	90 55						

Non-Div I Games:

North Carolina

■ Loss,
■ Non-Conf, S Site,
■ Home
■ Away
N Neutral

Average RPI Win:	153	WON-LOST	WINNING	LAST 10	STRENGTH OF	OPP. STRENGTH	TEAM	ADJ.	CONF.	ADJ CONF.
Average RPI Loss:	35	RECORD	PCT. RANK	GAMES	SCHEDULE	OF SCHEDULE	RPI	RPI	RPI	RPI
DIV. I ONLY	17- 6	47	7- 3	54	45	38	38	3	3	
DIV. I NON-CONF.	10- 3	54	1- 1	255	145	108	108	4	4	
TOTALS	RPI 1-25	RPI 26-50	W-L RECORDS	RPI 51-100	RPI 101-150	RPI 150+				
17- 6	4- 2	1- 3	OVERALL	1- 1	2- 0	9- 0				
12- 1	2- 1	1- 0	HOME	0- 0	2- 0	7- 0				
4- 3	2- 0	0- 2	AWAY	1- 1	0- 0	1- 0				
1- 2	0- 1	0- 1	NEUTRAL	0- 0	0- 0	1- 0				
10- 3	0- 1	1- 2	NON-CONFERENCE	0- 0	0- 0	9- 0				
8- 0	0- 0	1- 0	HOME	0- 0	0- 0	7- 0				
1- 1	0- 0	0- 1	AWAY	0- 0	0- 0	1- 0				
1- 2	0- 1	0- 1	NEUTRAL	0- 0	0- 0	1- 0				
7- 3	4- 1	0- 1	CONFERENCE	1- 1	2- 0	0- 0				
4- 1	2- 1	0- 0	HOME	0- 0	2- 0	0- 0				
3- 2	2- 0	0- 1	AWAY	1- 1	0- 0	0- 0				
0- 0	0- 0	0- 0	NEUTRAL	0- 0	0- 0	0- 0				

RPI 1-25				RPI 26-50				Team's RPI: 38				RPI 51-100				RPI 101+			
RPI	S	Opponent	Score	RPI	S	Opponent	Score	RPI	S	Opponent	Score	RPI	S	Opponent	Score	RPI	S	Opponent	Score
2	H	Notre Dame	70 62	27	N	LSU	58 59	62	A	Wake Forest	65 50	118	H	Clemson	65 53				
7	A	Florida St.	70 61	33	A	Tulane	58 63	75	A	North Carolina	70 83	133	H	Pittsburgh	55 42				
11	H	Duke	55 52	34	A	Syracuse	75 85					157	H	Hampton	81 56				
14	A	Louisville	72 70	48	H	Indiana	84 70					182	H	Col. of Charleston	91 47				
18	N	Kansas St.	50 67									220	H	UNCW	86 54				
20	H	Miami (FL)	64 67									237	H	Wofford	80 40				
												246	A	South Ala.	74 31				
												249	H	UMES	77 58				
												284	H	North Florida	78 52				
												286	N	UTEP	71 55				
												345	H	N.C. Central	83 33				
LAST 12 Division I GAMES:																			
14	A	Louisville	72 70	62	A	Wake Forest	65 50												
75	A	North Carolina	70 83	20	H	Miami (FL)	64 67												
133	H	Pittsburgh	55 42	7	A	Florida St.	70 61												
118	H	Clemson	65 53	2	H	Notre Dame	70 62												
11	H	Duke	55 52	246	A	South Ala.	74 31												
34	A	Syracuse	75 85	33	A	Tulane	58 63												

Non-Div I Games:

North Carolina St.

■ Loss,
 ■ Non-Conf, S Site,
 ■ Home
 ■ Away
 N Neutral

Average RPI Win:	243	WON-LOST	WINNING	LAST 10	STRENGTH OF	OPP. STRENGTH	TEAM	ADJ.	CONF.	ADJ CONF.
Average RPI Loss:	62	RECORD	PCT. RANK	GAMES	SCHEDULE	OF SCHEDULE	RPI	RPI	RPI	RPI
DIV. I ONLY	13- 7	100	9- 1	222	123	135	135	18	18	
DIV. I NON-CONF.	3- 6	230	1- 0	105	11	168	168	18	18	
TOTALS	RPI 1-25	RPI 26-50	W-L RECORDS	RPI 51-100	RPI 101-150	RPI 150+				
13- 7	0- 0	0- 3	OVERALL	0- 3	2- 1	11- 0				
6- 4	0- 0	0- 2	HOME	0- 2	1- 0	5- 0				
7- 3	0- 0	0- 1	AWAY	0- 1	1- 1	6- 0				
0- 0	0- 0	0- 0	NEUTRAL	0- 0	0- 0	0- 0				
3- 6	0- 0	0- 3	NON-CONFERENCE	0- 2	1- 1	2- 0				
1- 3	0- 0	0- 2	HOME	0- 1	1- 0	0- 0				
2- 3	0- 0	0- 1	AWAY	0- 1	0- 1	2- 0				
0- 0	0- 0	0- 0	NEUTRAL	0- 0	0- 0	0- 0				
10- 1	0- 0	0- 0	CONFERENCE	0- 1	1- 0	9- 0				
5- 1	0- 0	0- 0	HOME	0- 1	0- 0	5- 0				
5- 0	0- 0	0- 0	AWAY	0- 0	1- 0	4- 0				
0- 0	0- 0	0- 0	NEUTRAL	0- 0	0- 0	0- 0				

RPI S	Opponent	Score	RPI S	Opponent	Score	RPI S	Opponent	Score	RPI S	Opponent	Score	Team's RPI: 135
28	H Drake	91 99	51	H Iowa	60 75	110	A Northern Colo.	57 51				
39	H South Dakota St.	72 83	60	A Texas Tech	80 90	142	A Kansas	71 76				
49	A UNI	53 74	66	H Montana St.	71 74	149	H San Francisco	71 63				
						188	A Idaho St.	65 62				
						217	A San Diego	65 61				
						226	A Weber St.	70 65				
						250	H Portland St.	65 61				
						272	A Southern Utah	68 65				
						272	H Southern Utah	75 70				
						280	H Sacramento St.	94 71				
						282	A North Dakota St.	76 55				
						295	A Northern Ariz.	80 78				
						295	H Northern Ariz.	88 69				
						329	H Montana	73 63				
LAST 12 Division I GAMES:												
110	A Northern Colo.	57 51	66	H Montana St.	71 74							
295	H Northern Ariz.	88 69	272	A Southern Utah	68 65							
272	H Southern Utah	75 70	295	A Northern Ariz.	80 78							
188	A Idaho St.	65 62	280	H Sacramento St.	94 71							
226	A Weber St.	70 65	250	H Portland St.	65 61							
329	H Montana	73 63	217	A San Diego	65 61							

Non-Div I Games: Mayville St. 70 43 Mary 79 67

North Dakota

Loss, Non-Conf, S Site, H Home A Away N Neutral

Average RPI Win:	228	WON-LOST	WINNING	LAST 10	STRENGTH OF	OPP. STRENGTH	TEAM	ADJ.	CONF.	ADJ CONF.
Average RPI Loss:	145	RECORD	PCT. RANK	GAMES	SCHEDULE	OF SCHEDULE	RPI	RPI	RPI	RPI
DIV. I ONLY	3- 18	329	3- 7	77	247	282	282	11	11	
DIV. I NON-CONF.	0- 11	335	0- 2	136	332	335	335	10	10	
TOTALS	RPI 1-25	RPI 26-50	W-L RECORDS	RPI 51-100	RPI 101-150	RPI 150+				
3- 18	0- 0	0- 2	OVERALL	1- 5	0- 2	2- 9				
2- 6	0- 0	0- 1	HOME	1- 1	0- 2	1- 2				
1- 10	0- 0	0- 1	AWAY	0- 3	0- 0	1- 6				
0- 2	0- 0	0- 0	NEUTRAL	0- 1	0- 0	0- 1				
0- 11	0- 0	0- 0	NON-CONFERENCE	0- 2	0- 1	0- 8				
0- 3	0- 0	0- 0	HOME	0- 1	0- 1	0- 1				
0- 6	0- 0	0- 0	AWAY	0- 0	0- 0	0- 6				
0- 2	0- 0	0- 0	NEUTRAL	0- 1	0- 0	0- 1				
3- 7	0- 0	0- 2	CONFERENCE	1- 3	0- 1	2- 1				
2- 3	0- 0	0- 1	HOME	1- 0	0- 1	1- 1				
1- 4	0- 0	0- 1	AWAY	0- 3	0- 0	1- 0				
0- 0	0- 0	0- 0	NEUTRAL	0- 0	0- 0	0- 0				

RPI 1-25				RPI 26-50				RPI 51-100				RPI 101+ Team's RPI: 282			
RPI	S	Opponent	Score	RPI	S	Opponent	Score	RPI	S	Opponent	Score	RPI	S	Opponent	Score
				39	A	South Dakota St.	44 70	59	A	South Dakota	48 80	135	H	North Dakota	55 76
				39	H	South Dakota St.	66 69	59	H	South Dakota	83 73	136	H	Oral Roberts	50 70
								74	A	IUPUI	58 71	159	A	Providence	63 86
								82	H	Colorado	59 76	160	A	Oakland	66 95
								84	N	Central Mich.	55 77	166	H	Omaha	60 80
								89	A	Western Ill.	81 110	167	H	Western Mich.	63 68
												169	A	Milwaukee	74 79
												242	N	UC Santa Barbara	59 66
												250	A	UTRGV	67 81
												270	A	Cal Poly	46 73
												298	A	Massachusetts	58 70
												301	A	Denver	86 80
												323	H	Fort Wayne	68 56
LAST 12 Division I GAMES:															
				39	A	South Dakota St.	44 70	323	H	Fort Wayne	68 56				
				136	H	Oral Roberts	50 70	59	H	South Dakota	83 73				
				59	A	South Dakota	48 80	301	A	Denver	86 80				
				74	A	IUPUI	58 71	39	H	South Dakota St.	66 69				
				166	H	Omaha	60 80	242	N	UC Santa Barbara	59 66				
				89	A	Western Ill.	81 110	250	A	UTRGV	67 81				

Non-Div I Games: Mayville St. 93 44 Dickinson St. 70 63

North Dakota St.

■ Loss,
 ■ Non-Conf, S Site,
 ■ Home
 ■ Away
 N Neutral

North Florida

Through Games Of Feb. 4, 2017

Average RPI Win:	296	WON-LOST	WINNING	LAST 10	STRENGTH OF	OPP. STRENGTH	TEAM	ADJ.	CONF.	ADJ CONF.
Average RPI Loss:	167	RECORD	PCT. RANK	GAMES	SCHEDULE	OF SCHEDULE	RPI	RPI	RPI	RPI
DIV. I ONLY	5- 15	298	1- 8	186	276	284	284	24	24	
DIV. I NON-CONF.	4- 8	230	0- 3	181	288	238	238	24	24	
TOTALS	RPI 1-25	RPI 26-50	W-L RECORDS	RPI 51-100	RPI 101-150	RPI 150+				
5- 15	0- 2	0- 1	OVERALL	0- 2	0- 2	5- 8				
2- 6	0- 0	0- 0	HOME	0- 1	0- 1	2- 4				
2- 8	0- 2	0- 1	AWAY	0- 1	0- 1	2- 3				
1- 1	0- 0	0- 0	NEUTRAL	0- 0	0- 0	1- 1				
4- 8	0- 2	0- 1	NON-CONFERENCE	0- 0	0- 0	4- 5				
2- 2	0- 0	0- 0	HOME	0- 0	0- 0	2- 2				
1- 5	0- 2	0- 1	AWAY	0- 0	0- 0	1- 2				
1- 1	0- 0	0- 0	NEUTRAL	0- 0	0- 0	1- 1				
1- 7	0- 0	0- 0	CONFERENCE	0- 2	0- 2	1- 3				
0- 4	0- 0	0- 0	HOME	0- 1	0- 1	0- 2				
1- 3	0- 0	0- 0	AWAY	0- 1	0- 1	1- 1				
0- 0	0- 0	0- 0	NEUTRAL	0- 0	0- 0	0- 0				

RPI 1-25				RPI 26-50				RPI 51-100				RPI 101+ Team's RPI: 284			
RPI	S	Opponent	Score	RPI	S	Opponent	Score	RPI	S	Opponent	Score	RPI	S	Opponent	Score
7	A	Florida St.	39 95	38	A	North Carolina St.	52 78	81	A	Jacksonville	58 68	132	A	Stetson	44 68
22	A	South Fla.	42 78					89	H	FGCU	51 68	132	H	Stetson	44 62
												172	A	Xavier	46 83
												182	A	Col. of Charleston	60 47
												189	H	Morehead St.	65 84
												237	H	Wofford	60 79
												246	N	South Ala.	55 62
												259	A	Bethune-Cookman	50 52
												297	H	Lipscomb	58 60
												299	H	Kennesaw St.	61 67
												306	A	NJIT	62 64
												308	N	Nicholls St.	77 74
												318	A	USC Upstate	78 67
												330	H	Fla. Atlantic	95 88
												341	H	Florida A&M	71 60
LAST 12 Division I GAMES:															
132	H	Stetson	44 62	306	A	NJIT	62 64								
89	H	FGCU	51 68	81	A	Jacksonville	58 68								
132	A	Stetson	44 68	237	H	Wofford	60 79								
299	H	Kennesaw St.	61 67	7	A	Florida St.	39 95								
297	H	Lipscomb	58 60	259	A	Bethune-Cookman	50 52								
318	A	USC Upstate	78 67	189	H	Morehead St.	65 84								

Non-Div I Games: Warner 72 44 Webber Int'l 103 57 Edward Waters 70 50

North Florida

Loss, Non-Conf, S Site, H Home A Away N Neutral

North Texas

Through Games Of Feb. 4, 2017

Average RPI Win:	177	WON-LOST	WINNING	LAST 10	STRENGTH OF	OPP. STRENGTH	TEAM	ADJ.	CONF.	ADJ CONF.
Average RPI Loss:	131	RECORD	PCT. RANK	GAMES	SCHEDULE	OF SCHEDULE	RPI	RPI	RPI	RPI
DIV. I ONLY	7- 14	260	4- 6	85	182	200	200	14	14	
DIV. I NON-CONF.	3- 8	262	0- 2	159	216	253	253	16	16	
TOTALS	RPI 1-25	RPI 26-50	W-L RECORDS	RPI 51-100	RPI 101-150	RPI 150+				
7- 14	0- 0	0- 1	OVERALL	0- 5	3- 2	4- 6				
4- 5	0- 0	0- 1	HOME	0- 1	2- 0	2- 3				
3- 7	0- 0	0- 0	AWAY	0- 4	1- 2	2- 1				
0- 2	0- 0	0- 0	NEUTRAL	0- 0	0- 0	0- 2				
3- 8	0- 0	0- 1	NON-CONFERENCE	0- 2	1- 1	2- 4				
2- 2	0- 0	0- 1	HOME	0- 0	0- 0	2- 1				
1- 4	0- 0	0- 0	AWAY	0- 2	1- 1	0- 1				
0- 2	0- 0	0- 0	NEUTRAL	0- 0	0- 0	0- 2				
4- 6	0- 0	0- 0	CONFERENCE	0- 3	2- 1	2- 2				
2- 3	0- 0	0- 0	HOME	0- 1	2- 0	0- 2				
2- 3	0- 0	0- 0	AWAY	0- 2	0- 1	2- 0				
0- 0	0- 0	0- 0	NEUTRAL	0- 0	0- 0	0- 0				

RPI S	Opponent	Score	RPI S	Opponent	Score	RPI S	Opponent	Score	RPI S	Opponent	Score	Team's RPI: 200
48	H Indiana	64 94	55	A Little Rock	44 55	116	H Southern Miss.	75 62				
			88	A Charlotte	49 66	120	A Arizona	62 58				
			88	H Charlotte	63 78	131	A Old Dominion	47 62				
			92	A Middle Tenn.	52 60	131	H Old Dominion	65 55				
			99	A SMU	51 65	138	A Tulsa	58 63				
						152	H Iona	66 55				
						161	H Louisiana Tech	65 72				
						162	A Missouri St.	54 63				
						166	N Omaha	57 85				
						180	A Rice	77 69				
						180	H Rice	49 51				
						181	H Texas St.	58 59				
						205	A UAB	59 58				
						250	N UTRGV	69 74				
						336	H Incarnate Word	84 61				
LAST 12 Division I GAMES:												
180	A Rice	77 69	92	A Middle Tenn.	52 60							
131	A Old Dominion	47 62	205	A UAB	59 58							
88	A Charlotte	49 66	131	H Old Dominion	65 55							
161	H Louisiana Tech	65 72	88	H Charlotte	63 78							
116	H Southern Miss.	75 62	181	H Texas St.	58 59							
180	H Rice	49 51	162	A Missouri St.	54 63							

Non-Div I Games:

North Texas

■ Loss,
 ■ Non-Conf,
 ■ S Site,
 ■ H Home
 ■ A Away
 N Neutral

Northeastern

Through Games Of Feb. 4, 2017

Average RPI Win:	227	WON-LOST	WINNING	LAST 10	STRENGTH OF	OPP. STRENGTH	TEAM	ADJ.	CONF.	ADJ CONF.
Average RPI Loss:	88	RECORD	PCT. RANK	GAMES	SCHEDULE	OF SCHEDULE	RPI	RPI	RPI	RPI
DIV. I ONLY	7- 15	271	3- 7	51	118	175	175	8	8	
DIV. I NON-CONF.	4- 8	230	2- 0	95	137	183	183	8	8	
TOTALS	RPI 1-25	RPI 26-50	W-L RECORDS	RPI 51-100	RPI 101-150	RPI 150+				
7- 15	0- 2	0- 2	OVERALL	0- 5	0- 5	7- 1				
4- 5	0- 1	0- 0	HOME	0- 2	0- 2	4- 0				
3- 7	0- 0	0- 2	AWAY	0- 2	0- 3	3- 0				
0- 3	0- 1	0- 0	NEUTRAL	0- 1	0- 0	0- 1				
4- 8	0- 1	0- 1	NON-CONFERENCE	0- 3	0- 2	4- 1				
2- 2	0- 0	0- 0	HOME	0- 1	0- 1	2- 0				
2- 3	0- 0	0- 1	AWAY	0- 1	0- 1	2- 0				
0- 3	0- 1	0- 0	NEUTRAL	0- 1	0- 0	0- 1				
3- 7	0- 1	0- 1	CONFERENCE	0- 2	0- 3	3- 0				
2- 3	0- 1	0- 0	HOME	0- 1	0- 1	2- 0				
1- 4	0- 0	0- 1	AWAY	0- 1	0- 2	1- 0				
0- 0	0- 0	0- 0	NEUTRAL	0- 0	0- 0	0- 0				

RPI 1-25				RPI 26-50				RPI 51-100				RPI 101+ Team's RPI: 175			
RPI	S	Opponent	Score	RPI	S	Opponent	Score	RPI	S	Opponent	Score	RPI	S	Opponent	Score
9	N	Stanford	45 74	44	A	James Madison	54 74	53	A	Quinnipiac	59 76	106	A	Delaware	53 65
25	H	Elon	65 76	46	A	Michigan St.	44 78	86	A	Drexel	51 74	117	A	William & Mary	58 60
								86	H	Drexel	33 63	117	H	William & Mary	54 68
								93	H	New Hampshire	63 66	125	H	St. Mary's (CA)	53 77
								98	N	Purdue	54 79	134	A	Maine	49 68
												154	H	Towson	72 64
												176	N	Wichita St.	73 87
												196	A	Hofstra	53 51
												199	H	Siena	61 50
												220	H	UNCW	55 47
												240	A	Canisius	83 59
												277	H	Boston U.	78 59
												301	A	Denver	72 69
LAST 12 Division I GAMES:															
117	H	William & Mary	54 68	117	A	William & Mary	58 60								
86	A	Drexel	51 74	86	H	Drexel	33 63								
25	H	Elon	65 76	154	H	Towson	72 64								
220	H	UNCW	55 47	196	A	Hofstra	53 51								
106	A	Delaware	53 65	199	H	Siena	61 50								
44	A	James Madison	54 74	301	A	Denver	72 69								

Non-Div I Games:

Northeastern

■ Loss,
 ■ Non-Conf,
 ■ S Site,
 ■ H Home
 ■ A Away
 N Neutral

Average RPI Win:	264	WON-LOST	WINNING	LAST 10	STRENGTH OF	OPP. STRENGTH	TEAM	ADJ.	CONF.	ADJ CONF.
Average RPI Loss:	180	RECORD	PCT. RANK	GAMES	SCHEDULE	OF SCHEDULE	RPI	RPI	RPI	RPI
DIV. I ONLY	5- 16	301	1- 9	176	314	295	295	18	18	
DIV. I NON-CONF.	3- 7	250	0- 1	242	337	291	291	18	18	
TOTALS	RPI 1-25	RPI 26-50	W-L RECORDS	RPI 51-100	RPI 101-150	RPI 150+				
5- 16	0- 0	0- 0	OVERALL	0- 1	1- 6	4- 9				
3- 7	0- 0	0- 0	HOME	0- 0	1- 3	2- 4				
2- 9	0- 0	0- 0	AWAY	0- 1	0- 3	2- 5				
0- 0	0- 0	0- 0	NEUTRAL	0- 0	0- 0	0- 0				
3- 7	0- 0	0- 0	NON-CONFERENCE	0- 1	0- 1	3- 5				
2- 2	0- 0	0- 0	HOME	0- 0	0- 0	2- 2				
1- 5	0- 0	0- 0	AWAY	0- 1	0- 1	1- 3				
0- 0	0- 0	0- 0	NEUTRAL	0- 0	0- 0	0- 0				
2- 9	0- 0	0- 0	CONFERENCE	0- 0	1- 5	1- 4				
1- 5	0- 0	0- 0	HOME	0- 0	1- 3	0- 2				
1- 4	0- 0	0- 0	AWAY	0- 0	0- 2	1- 2				
0- 0	0- 0	0- 0	NEUTRAL	0- 0	0- 0	0- 0				

RPI S	Opponent	Score	RPI S	Opponent	Score	RPI S	Opponent	Score	RPI S	Opponent	Score	Team's RPI: 295
						52	A Utah	65 78	110	A Northern Colo.	64 75	
									110	H Northern Colo.	66 69	
									127	A Lamar University	60 75	
									135	A North Dakota	69 88	
									135	H North Dakota	78 80	
									137	H Idaho	80 91	
									144	H Eastern Wash.	56 47	
									188	H Idaho St.	51 64	
									197	H New Mexico St.	68 79	
									198	H CSUN	79 83	
									222	A Grand Canyon	65 76	
									226	H Weber St.	64 75	
									242	A UC Santa Barbara	51 60	
									250	A Portland St.	55 56	
									270	A Cal Poly	53 58	
									272	A Southern Utah	77 68	
									280	A Sacramento St.	76 82	
									286	A UTEP	65 51	
									301	H Denver	82 67	
									316	H Youngstown St.	70 49	
LAST 12 Division I GAMES:												
			226	H Weber St.	64 75		280	A Sacramento St.	76 82			
			188	H Idaho St.	51 64		250	A Portland St.	55 56			
			135	A North Dakota	69 88		110	H Northern Colo.	66 69			
			110	A Northern Colo.	64 75		135	H North Dakota	78 80			
			137	H Idaho	80 91		272	A Southern Utah	77 68			
			144	H Eastern Wash.	56 47		52	A Utah	65 78			

Non-Div I Games: Antelope Valley 109 60

Northern Ariz.

■ Loss,
 ■ Non-Conf,
 ■ S Site,
 ■ H Home
 ■ A Away
 N Neutral

Northern Colo.

Through Games Of Feb. 4, 2017

Average RPI Win:	236	WON-LOST	WINNING	LAST 10	STRENGTH OF	OPP. STRENGTH	TEAM	ADJ.	CONF.	ADJ CONF.
Average RPI Loss:	102	RECORD	PCT. RANK	GAMES	SCHEDULE	OF SCHEDULE	RPI	RPI	RPI	RPI
DIV. I ONLY	17- 4	18	9- 1	292	201	110	110	18	18	
DIV. I NON-CONF.	7- 3	83	1- 0	224	163	103	103	18	18	
TOTALS	RPI 1-25	RPI 26-50	W-L RECORDS	RPI 51-100	RPI 101-150	RPI 150+				
17- 4	0- 0	0- 0	OVERALL	2- 2	1- 2	14- 0				
9- 2	0- 0	0- 0	HOME	2- 1	0- 1	7- 0				
7- 2	0- 0	0- 0	AWAY	0- 1	1- 1	6- 0				
1- 0	0- 0	0- 0	NEUTRAL	0- 0	0- 0	1- 0				
7- 3	0- 0	0- 0	NON-CONFERENCE	1- 2	1- 1	5- 0				
3- 1	0- 0	0- 0	HOME	1- 1	0- 0	2- 0				
3- 2	0- 0	0- 0	AWAY	0- 1	1- 1	2- 0				
1- 0	0- 0	0- 0	NEUTRAL	0- 0	0- 0	1- 0				
10- 1	0- 0	0- 0	CONFERENCE	1- 0	0- 1	9- 0				
6- 1	0- 0	0- 0	HOME	1- 0	0- 1	5- 0				
4- 0	0- 0	0- 0	AWAY	0- 0	0- 0	4- 0				
0- 0	0- 0	0- 0	NEUTRAL	0- 0	0- 0	0- 0				

RPI 1-25			RPI 26-50			RPI 51-100			RPI 101+			Team's RPI: 110
RPI	S	Opponent	Score	RPI	S	Opponent	Score	RPI	S	Opponent	Score	
						66 H Montana St.	66 58	125 A St. Mary's (CA)		65 75		
						67 A Colorado St.	47 58	135 H North Dakota		51 57		
						82 H Colorado	62 83	148 A UTSA		73 66		
						89 H FGCU	77 74	188 A Idaho St.		77 62		
								209 A Pacific		60 56		
								217 H San Diego		54 51		
								226 A Weber St.		88 79		
								250 H Portland St.		91 62		
								265 N Eastern Mich.		58 57		
								272 A Southern Utah		83 53		
								272 H Southern Utah		74 55		
								280 H Sacramento St.		95 88		
								295 A Northern Ariz.		69 66		
								295 H Northern Ariz.		75 64		
								301 H Denver		68 48		
								315 A Air Force		71 44		
								329 H Montana		65 46		
LAST 12 Division I GAMES:												
						135 H North Dakota	51 57	329 H Montana		65 46		
						272 H Southern Utah	74 55	295 A Northern Ariz.		69 66		
						295 H Northern Ariz.	75 64	272 A Southern Utah		83 53		
						226 A Weber St.	88 79	250 H Portland St.		91 62		
						188 A Idaho St.	77 62	280 H Sacramento St.		95 88		
						66 H Montana St.	66 58	209 A Pacific		60 56		

Non-Div I Games: Colo. Christian 90 47

Northern Colo.

■ Loss,
 ■ Non-Conf, S Site,
 ■ Home
 ■ Away
 N Neutral

Average RPI Win:	203	WON-LOST	WINNING	LAST 10	STRENGTH OF	OPP. STRENGTH	TEAM	ADJ.	CONF.	ADJ CONF.
Average RPI Loss:	91	RECORD	PCT. RANK	GAMES	SCHEDULE	OF SCHEDULE	RPI	RPI	RPI	RPI
DIV. I ONLY	16- 5	36	9- 1	211	120	79	79	10	10	
DIV. I NON-CONF.	7- 4	114	1- 1	271	169	135	135	11	11	
TOTALS	RPI 1-25	RPI 26-50	W-L RECORDS	RPI 51-100	RPI 101-150	RPI 150+				
16- 5	0- 0	1- 1	OVERALL	1- 3	3- 0	11- 1				
9- 1	0- 0	1- 0	HOME	0- 0	1- 0	7- 1				
7- 3	0- 0	0- 1	AWAY	1- 1	2- 0	4- 0				
0- 1	0- 0	0- 0	NEUTRAL	0- 1	0- 0	0- 0				
7- 4	0- 0	0- 1	NON-CONFERENCE	0- 3	0- 0	7- 0				
4- 0	0- 0	0- 0	HOME	0- 0	0- 0	4- 0				
3- 3	0- 0	0- 1	AWAY	0- 2	0- 0	3- 0				
0- 1	0- 0	0- 0	NEUTRAL	0- 1	0- 0	0- 0				
9- 1	0- 0	1- 0	CONFERENCE	1- 0	3- 0	4- 1				
5- 1	0- 0	1- 0	HOME	0- 0	1- 0	3- 1				
4- 0	0- 0	0- 0	AWAY	1- 0	2- 0	1- 0				
0- 0	0- 0	0- 0	NEUTRAL	0- 0	0- 0	0- 0				

RPI S	Opponent	Score	RPI S	Opponent	Score	RPI S	Opponent	Score	RPI S	Opponent	Score
28	A Drake	86 95	47	H Ohio	88 80	59	N South Dakota	83 97	109	A Kent St.	98 97
						70	A Iowa St.	89 97	109	H Kent St.	93 72
						87	A Toledo	77 73	129	A Ball St.	101 96
						89	A Western Ill.	79 83	167	H Western Mich.	67 62
									169	H Milwaukee	114 104
									208	H SIUE	97 78
									211	H Akron	55 84
									216	H Miami (OH)	89 76
									230	A Bradley	81 51
									253	A Bowling Green	89 76
									265	H Eastern Mich.	85 73
									310	A UMKC	86 75
									311	A Loyola Chicago	90 70
									317	H Illinois St.	108 66
									328	H Chicago St.	94 85
LAST 12 Division I GAMES:											
167	H Western Mich.	67 62	109	A Kent St.	98 97						
129	A Ball St.	101 96	47	H Ohio	88 80						
109	H Kent St.	93 72	253	A Bowling Green	89 76						
216	H Miami (OH)	89 76	265	H Eastern Mich.	85 73						
211	H Akron	55 84	310	A UMKC	86 75						
87	A Toledo	77 73	59	N South Dakota	83 97						

Non-Div I Games:

Northern Ill.

Average RPI Win:	264	WON-LOST	WINNING	LAST 10	STRENGTH OF	OPP. STRENGTH	TEAM	ADJ.	CONF.	ADJ CONF.
Average RPI Loss:	159	RECORD	PCT. RANK	GAMES	SCHEDULE	OF SCHEDULE	RPI	RPI	RPI	RPI
DIV. I ONLY	6- 16	287	3- 7	156	293	262	262	19	19	
DIV. I NON-CONF.	3- 8	262	1- 0	170	300	278	278	20	20	
TOTALS	RPI 1-25	RPI 26-50	W-L RECORDS	RPI 51-100	RPI 101-150	RPI 150+				
6- 16	0- 0	0- 3	OVERALL	0- 0	1- 5	5- 8				
2- 7	0- 0	0- 0	HOME	0- 0	0- 3	2- 4				
2- 8	0- 0	0- 2	AWAY	0- 0	0- 1	2- 3				
2- 1	0- 0	0- 0	NEUTRAL	0- 0	1- 0	1- 1				
3- 8	0- 0	0- 2	NON-CONFERENCE	0- 0	1- 1	2- 5				
1- 3	0- 0	0- 0	HOME	0- 0	0- 1	1- 2				
0- 4	0- 0	0- 2	AWAY	0- 0	0- 0	0- 2				
2- 1	0- 0	0- 0	NEUTRAL	0- 0	1- 0	1- 1				
3- 8	0- 0	0- 1	CONFERENCE	0- 0	0- 4	3- 3				
1- 4	0- 0	0- 0	HOME	0- 0	0- 2	1- 2				
2- 4	0- 0	0- 1	AWAY	0- 0	0- 2	2- 1				
0- 0	0- 0	0- 0	NEUTRAL	0- 0	0- 0	0- 0				

RPI 1-25			RPI 26-50			RPI 51-100			RPI 101+ Team's RPI: 262		
RPI	S	Opponent	Score	RPI	S	Opponent	Score	RPI	S	Opponent	Score
				35	A	Green Bay	39 70	116	N	Southern Miss.	58 53
				47	A	Ohio	41 58	132	H	Stetson	45 54
				48	A	Indiana	49 100	141	A	Wright St.	47 67
								141	H	Wright St.	63 70
								147	A	Detroit	49 57
								147	H	Detroit	53 55
								160	H	Oakland	47 61
								169	A	Milwaukee	44 72
								183	H	ETSU	62 56
								190	A	Indiana St.	38 58
								194	H	Cleveland St.	54 58
								216	H	Miami (OH)	50 60
								248	H	Murray St.	69 72
								250	N	Portland St.	54 77
								278	A	Tennessee Tech	40 55
								316	H	Youngstown St.	87 81
								320	A	Valparaiso	70 55
								322	N	Arkansas St.	83 78
								326	A	Ill.-Chicago	58 37
LAST 12 Division I GAMES:											
141	A	Wright St.	47 67	141	H	Wright St.	63 70				
147	H	Detroit	53 55	316	H	Youngstown St.	87 81				
160	H	Oakland	47 61	194	H	Cleveland St.	54 58				
326	A	Ill.-Chicago	58 37	169	A	Milwaukee	44 72				
320	A	Valparaiso	70 55	35	A	Green Bay	39 70				
147	A	Detroit	49 57	116	N	Southern Miss.	58 53				

Non-Div I Games: Ind.-East 66 46

Northern Ky.

■ Loss,
 ■ Non-Conf,
 ■ S Site,
 ■ Home
 ■ A Away
 N Neutral

Northwestern

Through Games Of Feb. 4, 2017

Average RPI Win:	168	WON-LOST	WINNING	LAST 10	STRENGTH OF	OPP. STRENGTH	TEAM	ADJ.	CONF.	ADJ CONF.
Average RPI Loss:	34	RECORD	PCT. RANK	GAMES	SCHEDULE	OF SCHEDULE	RPI	RPI	RPI	RPI
DIV. I ONLY	17- 5	28	7- 3	107	72	42	42	6	6	
DIV. I NON-CONF.	11- 2	24	2- 1	187	143	52	52	6	6	
TOTALS	RPI 1-25	RPI 26-50	W-L RECORDS	RPI 51-100	RPI 101-150	RPI 150+				
17- 5	0- 2	2- 2	OVERALL	3- 1	1- 0	11- 0				
13- 1	0- 0	2- 1	HOME	3- 0	1- 0	7- 0				
4- 4	0- 2	0- 1	AWAY	0- 1	0- 0	4- 0				
0- 0	0- 0	0- 0	NEUTRAL	0- 0	0- 0	0- 0				
11- 2	0- 1	0- 0	NON-CONFERENCE	2- 1	1- 0	8- 0				
9- 0	0- 0	0- 0	HOME	2- 0	1- 0	6- 0				
2- 2	0- 1	0- 0	AWAY	0- 1	0- 0	2- 0				
0- 0	0- 0	0- 0	NEUTRAL	0- 0	0- 0	0- 0				
6- 3	0- 1	2- 2	CONFERENCE	1- 0	0- 0	3- 0				
4- 1	0- 0	2- 1	HOME	1- 0	0- 0	1- 0				
2- 2	0- 1	0- 1	AWAY	0- 0	0- 0	2- 0				
0- 0	0- 0	0- 0	NEUTRAL	0- 0	0- 0	0- 0				

RPI 1-25				RPI 26-50				Team's RPI: 42	RPI 51-100				RPI 101+			
RPI	S	Opponent	Score	RPI	S	Opponent	Score		RPI	S	Opponent	Score	RPI	S	Opponent	Score
15	A	DePaul	66 89	29	H	Ohio St.	87 94		58	H	Virginia	69 60	136	H	Oral Roberts	64 55
19	A	Maryland	65 96	31	A	Michigan	54 80		64	H	Florida	73 68	156	A	Santa Clara	87 75
				46	H	Michigan St.	76 65		77	A	Gonzaga	56 67	157	H	Hampton	67 48
				48	H	Indiana	80 67		98	H	Purdue	76 60	162	H	Missouri St.	75 52
													169	A	Milwaukee	65 63
													178	A	Nebraska	62 58
													187	A	Rutgers	55 37
													203	H	Wisconsin	63 43
													261	H	UT Martin	82 59
													274	H	Evansville	88 66
													326	H	Ill.-Chicago	88 44
													328	H	Chicago St.	75 42
LAST 12 Division I GAMES:																
203	H	Wisconsin	63 43	29	H	Ohio St.	87 94		98	H	Purdue	76 60				
187	A	Rutgers	55 37						178	A	Nebraska	62 58				
31	A	Michigan	54 80	261	H	UT Martin	82 59		77	A	Gonzaga	56 67				
46	H	Michigan St.	76 65						156	A	Santa Clara	87 75				
48	H	Indiana	80 67													
19	A	Maryland	65 96													

Non-Div I Games:

Northwestern

■ Loss,
■ Non-Conf, S Site,
■ Home
■ Away
N Neutral

Average RPI Win:	296	WON-LOST	WINNING	LAST 10	STRENGTH OF	OPP. STRENGTH	TEAM	ADJ.	CONF.	ADJ CONF.
Average RPI Loss:	182	RECORD	PCT. RANK	GAMES	SCHEDULE	OF SCHEDULE	RPI	RPI	RPI	RPI
DIV. I ONLY	6- 11	247	4- 6	302	300	303	303	27	27	
DIV. I NON-CONF.	2- 5	259	0- 1	182	206	277	277	27	27	
TOTALS	RPI 1-25	RPI 26-50	W-L RECORDS	RPI 51-100	RPI 101-150	RPI 150+				
6- 11	0- 2	0- 0	OVERALL	0- 0	1- 3	5- 6				
5- 2	0- 0	0- 0	HOME	0- 0	1- 0	4- 2				
1- 9	0- 2	0- 0	AWAY	0- 0	0- 3	1- 4				
0- 0	0- 0	0- 0	NEUTRAL	0- 0	0- 0	0- 0				
2- 5	0- 2	0- 0	NON-CONFERENCE	0- 0	0- 1	2- 2				
2- 1	0- 0	0- 0	HOME	0- 0	0- 0	2- 1				
0- 4	0- 2	0- 0	AWAY	0- 0	0- 1	0- 1				
0- 0	0- 0	0- 0	NEUTRAL	0- 0	0- 0	0- 0				
4- 6	0- 0	0- 0	CONFERENCE	0- 0	1- 2	3- 4				
3- 1	0- 0	0- 0	HOME	0- 0	1- 0	2- 1				
1- 5	0- 0	0- 0	AWAY	0- 0	0- 2	1- 3				
0- 0	0- 0	0- 0	NEUTRAL	0- 0	0- 0	0- 0				

RPI	S	Opponent	Score
4	A	Mississippi St.	30 106
10	A	Texas	39 86

RPI	S	Opponent	Score

RPI	S	Opponent	Score

RPI	S	Opponent	Score	Team's RPI:	303
111	H	SFA	76 72		
112	A	Central Ark.	43 76		
122	A	Arkansas	36 65		
127	A	Lamar University	60 73		
191	A	Memphis	38 54		
260	A	McNeese	52 68		
260	H	McNeese	63 68		
276	H	Mississippi Val.	64 68		
305	A	A&M-Corpus Christi	51 60		
308	H	Nicholls St.	75 58		
332	H	La.-Monroe	67 65		
334	A	Southeastern La.	58 69		
336	A	Incarinate Word	76 74		
343	H	Sam Houston St.	78 51		
347	H	Jackson St.	83 65		

LAST 12 Division I GAMES:

111	H	SFA	76 72	305	A	A&M-Corpus Christi	51 60
127	A	Lamar University	60 73	336	A	Incarinate Word	76 74
334	A	Southeastern La.	58 69	112	A	Central Ark.	43 76
260	A	McNeese	52 68	260	H	McNeese	63 68
343	H	Sam Houston St.	78 51	4	A	Mississippi St.	30 106
308	H	Nicholls St.	75 58	122	A	Arkansas	36 65

Non-Div I Games: LeTourneau 80 68 Louisiana Col. 113 65 LSU-Alexandria 97 76 Central Baptist 93 42 Northwestern St.

Average RPI Win:	86	WON-LOST	WINNING	LAST 10	STRENGTH OF	OPP. STRENGTH	TEAM	ADJ.	CONF.	ADJ CONF.
Average RPI Loss:	17	RECORD	PCT. RANK	GAMES	SCHEDULE	OF SCHEDULE	RPI	RPI	RPI	RPI
DIV. I ONLY	21- 3	8	9- 1	4	9	2	2	3	3	
DIV. I NON-CONF.	12- 2	23	1- 1	2	4	2	2	4	4	
TOTALS	RPI 1-25	RPI 26-50	W-L RECORDS	RPI 51-100	RPI 101-150	RPI 150+				
21- 3	4- 2	4- 1	OVERALL	7- 0	3- 0	3- 0				
10- 1	2- 1	1- 0	HOME	3- 0	3- 0	1- 0				
10- 2	2- 1	3- 1	AWAY	4- 0	0- 0	1- 0				
1- 0	0- 0	0- 0	NEUTRAL	0- 0	0- 0	1- 0				
12- 2	2- 2	2- 0	NON-CONFERENCE	4- 0	2- 0	2- 0				
6- 1	1- 1	1- 0	HOME	1- 0	2- 0	1- 0				
5- 1	1- 1	1- 0	AWAY	3- 0	0- 0	0- 0				
1- 0	0- 0	0- 0	NEUTRAL	0- 0	0- 0	1- 0				
9- 1	2- 0	2- 1	CONFERENCE	3- 0	1- 0	1- 0				
4- 0	1- 0	0- 0	HOME	2- 0	1- 0	0- 0				
5- 1	1- 0	2- 1	AWAY	1- 0	0- 0	1- 0				
0- 0	0- 0	0- 0	NEUTRAL	0- 0	0- 0	0- 0				

RPI	S	Opponent	Score	RPI	S	Opponent	Score	RPI	S	Opponent	Score	RPI	S	Opponent	Score
1	H	UConn	61 72	35	H	Green Bay	71 67	51	A	Iowa	73 58	115	H	Fordham	67 36
8	H	Washington	71 60	38	A	North Carolina St.	62 70	58	H	Virginia	82 74	133	H	Pittsburgh	86 54
11	H	Duke	62 58	43	A	Virginia Tech	76 59	62	H	Wake Forest	92 72	143	H	TCU	92 59
12	A	Tennessee	69 71	46	A	Michigan St.	79 61	75	A	North Carolina	77 55	174	A	Boston College	80 69
15	A	DePaul	75 61	50	A	Georgia Tech	55 38	84	H	Central Mich.	107 47	192	N	Louisiana	91 51
20	A	Miami (FL)	67 55					87	A	Toledo	85 68	320	H	Valparaiso	114 54
								94	A	Chattanooga	79 58				
LAST 12 Division I GAMES:															
				43	A	Virginia Tech	76 59	133	H	Pittsburgh	86 54				
				58	H	Virginia	82 74	20	A	Miami (FL)	67 55				
				11	H	Duke	62 58	62	H	Wake Forest	92 72				
				75	A	North Carolina	77 55	50	A	Georgia Tech	55 38				
				174	A	Boston College	80 69	38	A	North Carolina St.	62 70				
				12	A	Tennessee	69 71	94	A	Chattanooga	79 58				

Non-Div I Games:

Notre Dame

Average RPI Win:	254	WON-LOST	WINNING	LAST 10	STRENGTH OF	OPP. STRENGTH	TEAM	ADJ.	CONF.	ADJ CONF.
Average RPI Loss:	100	RECORD	PCT. RANK	GAMES	SCHEDULE	OF SCHEDULE	RPI	RPI	RPI	RPI
DIV. I ONLY	11- 10	158	5- 5	146	230	160	160	19	19	
DIV. I NON-CONF.	4- 5	198	0- 0	247	129	192	192	20	20	
TOTALS	RPI 1-25	RPI 26-50	W-L RECORDS	RPI 51-100	RPI 101-150	RPI 150+				
11- 10	0- 0	1- 4	OVERALL	0- 1	0- 4	10- 1				
7- 4	0- 0	1- 0	HOME	0- 0	0- 3	6- 1				
4- 6	0- 0	0- 4	AWAY	0- 1	0- 1	4- 0				
0- 0	0- 0	0- 0	NEUTRAL	0- 0	0- 0	0- 0				
4- 5	0- 0	0- 3	NON-CONFERENCE	0- 1	0- 1	4- 0				
2- 1	0- 0	0- 0	HOME	0- 0	0- 1	2- 0				
2- 4	0- 0	0- 3	AWAY	0- 1	0- 0	2- 0				
0- 0	0- 0	0- 0	NEUTRAL	0- 0	0- 0	0- 0				
7- 5	0- 0	1- 1	CONFERENCE	0- 0	0- 3	6- 1				
5- 3	0- 0	1- 0	HOME	0- 0	0- 2	4- 1				
2- 2	0- 0	0- 1	AWAY	0- 0	0- 1	2- 0				
0- 0	0- 0	0- 0	NEUTRAL	0- 0	0- 0	0- 0				

RPI	S	Opponent	Score	RPI	S	Opponent	Score	RPI	S	Opponent	Score	RPI	S	Opponent	Score	Team's RPI: 160
31	A	Michigan	63 101	84	A	Central Mich.	67 70	129	H	Ball St.	59 66	141	A	Wright St.	66 84	
35	A	Green Bay	47 89					141	H	Wright St.	61 73	147	H	Detroit	71 80	
35	H	Green Bay	74 71					169	A	Milwaukee	75 73	169	H	Milwaukee	77 63	
46	A	Michigan St.	74 81					194	H	Cleveland St.	62 74	262	A	Northern Ky.	61 47	
48	A	Indiana	59 84					264	H	Vermont	79 55	282	H	North Dakota St.	95 66	
LAST 12 Division I GAMES:																
169	H	Milwaukee	77 63	141	H	Wright St.	61 73	316	H	Youngstown St.	80 54	320	H	Valparaiso	104 63	
35	H	Green Bay	74 71	35	A	Green Bay	47 89	194	H	Cleveland St.	62 74	323	A	Fort Wayne	82 61	
141	A	Wright St.	66 84	169	A	Milwaukee	75 73	326	H	Ill.-Chicago	81 58	328	A	Chicago St.	80 60	
262	A	Northern Ky.	61 47	147	H	Detroit	71 80									
316	H	Youngstown St.	80 54	320	H	Valparaiso	104 63									
194	H	Cleveland St.	62 74	326	H	Ill.-Chicago	81 58									

Non-Div I Games: Concordia (MI) 99 32 Marygrove 126 31

Oakland

Loss, Non-Conf, S Site, H Home A Away N Neutral

Average RPI Win:	182	WON-LOST	WINNING	LAST 10	STRENGTH OF	OPP. STRENGTH	TEAM	ADJ.	CONF.	ADJ CONF.
Average RPI Loss:	116	RECORD	PCT. RANK	GAMES	SCHEDULE	OF SCHEDULE	RPI	RPI	RPI	RPI
DIV. I ONLY	17- 5	28	7- 3	144	121	47	47	10	10	
DIV. I NON-CONF.	9- 2	37	0- 1	219	162	63	63	11	11	
TOTALS	RPI 1-25	RPI 26-50	W-L RECORDS	RPI 51-100	RPI 101-150	RPI 150+				
17- 5	0- 0	0- 1	OVERALL	5- 2	1- 1	11- 1				
10- 1	0- 0	0- 0	HOME	2- 0	1- 1	7- 0				
7- 4	0- 0	0- 1	AWAY	3- 2	0- 0	4- 1				
0- 0	0- 0	0- 0	NEUTRAL	0- 0	0- 0	0- 0				
9- 2	0- 0	0- 1	NON-CONFERENCE	2- 0	1- 0	6- 1				
6- 0	0- 0	0- 0	HOME	0- 0	1- 0	5- 0				
3- 2	0- 0	0- 1	AWAY	2- 0	0- 0	1- 1				
0- 0	0- 0	0- 0	NEUTRAL	0- 0	0- 0	0- 0				
8- 3	0- 0	0- 0	CONFERENCE	3- 2	0- 1	5- 0				
4- 1	0- 0	0- 0	HOME	2- 0	0- 1	2- 0				
4- 2	0- 0	0- 0	AWAY	1- 2	0- 0	3- 0				
0- 0	0- 0	0- 0	NEUTRAL	0- 0	0- 0	0- 0				

RPI 1-25				RPI 26-50				Team's RPI: 47		RPI 51-100				RPI 101+			
RPI	S	Opponent	Score	RPI	S	Opponent	Score	RPI	S	Opponent	Score	RPI	S	Opponent	Score		
				31	A	Michigan	46 69					71	H	Buffalo	83 55		
												74	A	IUPUI	71 65		
												79	A	Northern Ill.	80 88		
												84	A	Central Mich.	59 64		
												87	A	Toledo	64 55		
												87	H	Toledo	61 55		
												92	A	Middle Tenn.	73 52		
										</							

Non-Div I Games:

Ohio

Average RPI Win: 149		WON-LOST	WINNING	LAST 10	STRENGTH OF	OPP. STRENGTH	TEAM	ADJ.	CONF.	ADJ CONF.
Average RPI Loss: 15		RECORD	PCT. RANK	GAMES	SCHEDULE	OF SCHEDULE	RPI	RPI	RPI	RPI
DIV. I ONLY		21- 5	19	9- 1	62	35	29	29	6	6
DIV. I NON-CONF.		10- 4	80	0- 0	45	46	69	69	6	6
TOTALS		RPI 1-25	RPI 26-50	W-L RECORDS		RPI 51-100	RPI 101-150	RPI 150+		
21- 5	0- 4	4- 1		OVERALL		5- 0	1- 0	11- 0		
14- 2	0- 2	1- 0		HOME		2- 0	1- 0	10- 0		
5- 2	0- 1	2- 1		AWAY		2- 0	0- 0	1- 0		
2- 1	0- 1	1- 0		NEUTRAL		1- 0	0- 0	0- 0		
10- 4	0- 4	1- 0		NON-CONFERENCE		1- 0	1- 0	7- 0		
8- 2	0- 2	0- 0		HOME		0- 0	1- 0	7- 0		
0- 1	0- 1	0- 0		AWAY		0- 0	0- 0	0- 0		
2- 1	0- 1	1- 0		NEUTRAL		1- 0	0- 0	0- 0		
11- 1	0- 0	3- 1		CONFERENCE		4- 0	0- 0	4- 0		
6- 0	0- 0	1- 0		HOME		2- 0	0- 0	3- 0		
5- 1	0- 0	2- 1		AWAY		2- 0	0- 0	1- 0		
0- 0	0- 0	0- 0		NEUTRAL		0- 0	0- 0	0- 0		

RPI 1-25				RPI 26-50				Team's RPI: 29	RPI 51-100				RPI 101+			
RPI	S	Opponent	Score	RPI	S	Opponent	Score		RPI	S	Opponent	Score	RPI	S	Opponent	Score
1	A	UConn	63 82	31	H	Michigan	96 87		54	A	Minnesota	88 76	114	H	Duquesne	89 69
3	H	South Carolina	80 92	34	N	Syracuse	77 72		54	H	Minnesota	87 62	157	H	Cincinnati	80 38
5	N	Baylor	68 85	42	A	Northwestern	94 87		89	N	FGCU	79 66	178	H	Nebraska	95 75
20	H	Miami (FL)	89 94	46	A	Michigan St.	75 94		96	H	Penn St.	87 72	186	H	Illinois	88 64
				48	A	Indiana	92 82		98	A	Purdue	61 56	194	H	Cleveland St.	96 78
LAST 12 Division I GAMES:																
				203	A	Wisconsin	96 68		98	A	Purdue	61 56	203	A	Wisconsin	96 68
				96	H	Penn St.	87 72		46	A	Michigan St.	75 94	203	H	Wisconsin	70 61
				178	H	Nebraska	95 75		31	H	Michigan	96 87	213	H	Alabama St.	118 61
				54	A	Minnesota	88 76		42	A	Northwestern	94 87	236	H	Southern U.	108 73
				186	H	Illinois	88 64		48	A	Indiana	92 82	240	H	Canisius	89 56
				203	H	Wisconsin	70 61		54	H	Minnesota	87 62	325	H	Winthrop	88 48
													333	H	LIU Brooklyn	113 54

Non-Div I Games:

Ohio St.

■ Loss,
■ Non-Conf, S Site,
■ Home
■ Away
N Neutral

Average RPI Win:	113	WON-LOST	WINNING	LAST 10	STRENGTH OF	OPP. STRENGTH	TEAM	ADJ.	CONF.	ADJ CONF.
Average RPI Loss:	46	RECORD	PCT. RANK	GAMES	SCHEDULE	OF SCHEDULE	RPI	RPI	RPI	RPI
DIV. I ONLY	18- 6	41	7- 3	27	19	17	17	4	4	
DIV. I NON-CONF.	9- 3	63	0- 0	34	126	42	42	3	3	
TOTALS	RPI 1-25	RPI 26-50	W-L RECORDS	RPI 51-100	RPI 101-150	RPI 150+				
18- 6	1- 3	1- 1	OVERALL	8- 1	4- 1	4- 0				
12- 1	1- 0	1- 0	HOME	5- 0	3- 1	2- 0				
4- 4	0- 3	0- 0	AWAY	3- 1	1- 0	0- 0				
2- 1	0- 0	0- 1	NEUTRAL	0- 0	0- 0	2- 0				
9- 3	0- 1	1- 1	NON-CONFERENCE	3- 0	1- 1	4- 0				
6- 1	0- 0	1- 0	HOME	2- 0	1- 1	2- 0				
1- 1	0- 1	0- 0	AWAY	1- 0	0- 0	0- 0				
2- 1	0- 0	0- 1	NEUTRAL	0- 0	0- 0	2- 0				
9- 3	1- 2	0- 0	CONFERENCE	5- 1	3- 0	0- 0				
6- 0	1- 0	0- 0	HOME	3- 0	2- 0	0- 0				
3- 3	0- 2	0- 0	AWAY	2- 1	1- 0	0- 0				
0- 0	0- 0	0- 0	NEUTRAL	0- 0	0- 0	0- 0				

RPI	S	Opponent	Score	RPI	S	Opponent	Score	RPI	S	Opponent	Score	RPI	S	Opponent	Score
5	A	Baylor	58 92	39	H	South Dakota St.	74 60	55	H	Little Rock	68 58	136	H	Oral Roberts	67 74
10	A	Texas	68 86	45	N	California	74 82	57	A	Oklahoma St.	66 60	138	H	Tulsa	85 68
16	A	Kentucky	68 82					57	H	Oklahoma St.	68 62	142	A	Kansas	84 54
18	H	Kansas St.	85 80					60	H	Texas Tech	66 45	142	H	Kansas	89 52
								63	A	West Virginia	73 83	143	H	TCU	87 72
								67	H	Colorado St.	70 55	172	N	Xavier	81 69
								70	A	Iowa St.	67 57	202	H	Southern Ill.	80 48
								70	H	Iowa St.	78 63	250	H	UTRGV	92 59
								97	A	BYU	68 61	250	N	Portland St.	74 60
LAST 12 Division I GAMES:															
57	A	Oklahoma St.	66 60	60	H	Texas Tech	66 45								
142	H	Kansas	89 52	70	A	Iowa St.	67 57								
5	A	Baylor	58 92	63	A	West Virginia	73 83								
70	H	Iowa St.	78 63	18	H	Kansas St.	85 80								
57	H	Oklahoma St.	68 62	143	H	TCU	87 72								
10	A	Texas	68 86	142	A	Kansas	84 54								

Non-Div I Games:

Oklahoma

■ Loss,
 ■ Non-Conf, S Site,
 ■ Home
 ■ Away
 N Neutral

Average RPI Win:	156	WON-LOST	WINNING	LAST 10	STRENGTH OF	OPP. STRENGTH	TEAM	ADJ.	CONF.	ADJ CONF.
Average RPI Loss:	18	RECORD	PCT. RANK	GAMES	SCHEDULE	OF SCHEDULE	RPI	RPI	RPI	RPI
DIV. I ONLY	13- 9	124	2- 8	30	13	57	57	4	4	
DIV. I NON-CONF.	10- 1	16	0- 1	92	130	22	22	3	3	
TOTALS	RPI 1-25	RPI 26-50	W-L RECORDS	RPI 51-100	RPI 101-150	RPI 150+				
13- 9	0- 8	1- 0	OVERALL	3- 1	3- 0	6- 0				
9- 4	0- 4	1- 0	HOME	1- 0	2- 0	5- 0				
2- 4	0- 3	0- 0	AWAY	1- 1	1- 0	0- 0				
2- 1	0- 1	0- 0	NEUTRAL	1- 0	0- 0	1- 0				
10- 1	0- 1	1- 0	NON-CONFERENCE	2- 0	1- 0	6- 0				
7- 0	0- 0	1- 0	HOME	0- 0	1- 0	5- 0				
1- 0	0- 0	0- 0	AWAY	1- 0	0- 0	0- 0				
2- 1	0- 1	0- 0	NEUTRAL	1- 0	0- 0	1- 0				
3- 8	0- 7	0- 0	CONFERENCE	1- 1	2- 0	0- 0				
2- 4	0- 4	0- 0	HOME	1- 0	1- 0	0- 0				
1- 4	0- 3	0- 0	AWAY	0- 1	1- 0	0- 0				
0- 0	0- 0	0- 0	NEUTRAL	0- 0	0- 0	0- 0				

RPI 1-25				RPI 26-50				RPI 51-100 Team's RPI: 57				RPI 101+			
RPI	S	Opponent	Score	RPI	S	Opponent	Score	RPI	S	Opponent	Score	RPI	S	Opponent	Score
5	H	Baylor	50 86	49	H	UNI	81 57	60	A	Texas Tech	65 70	104	H	Georgia	71 51
6	N	Oregon St.	54 73					69	A	Washington St.	79 72	142	H	Kansas	74 70
10	A	Texas	35 66					70	H	Iowa St.	71 59	143	A	TCU	82 67
10	H	Texas	71 85					100	N	Long Beach St.	63 57	156	N	Santa Clara	67 53
17	A	Oklahoma	62 68									180	H	Rice	65 51
17	H	Oklahoma	60 66									210	H	Loyola Marymount	66 58
18	A	Kansas St.	69 74									234	H	Tennessee St.	86 48
18	H	Kansas St.	43 63									250	H	UTRGV	86 53
												322	H	Arkansas St.	76 34
LAST 12 Division I GAMES:															
17	H	Oklahoma	60 66	10	A	Texas	35 66								
10	H	Texas	71 85	5	H	Baylor	50 86								
18	A	Kansas St.	69 74	143	A	TCU	82 67								
142	H	Kansas	74 70	60	A	Texas Tech	65 70								
17	A	Oklahoma	62 68	70	H	Iowa St.	71 59								
18	H	Kansas St.	43 63	6	N	Oregon St.	54 73								

Non-Div I Games:

Oklahoma St.

■ Loss,
 ■ Non-Conf,
 ■ S Site,
 ■ H Home
 ■ A Away
 N Neutral

Average RPI Win:	222	WON-LOST	WINNING	LAST 10	STRENGTH OF	OPP. STRENGTH	TEAM	ADJ.	CONF.	ADJ CONF.
Average RPI Loss:	91	RECORD	PCT. RANK	GAMES	SCHEDULE	OF SCHEDULE	RPI	RPI	RPI	RPI
DIV. I ONLY	12- 10	147	6- 4	104	169	131	131	14	14	
DIV. I NON-CONF.	5- 6	186	0- 1	50	183	160	160	16	16	
TOTALS	RPI 1-25	RPI 26-50	W-L RECORDS	RPI 51-100	RPI 101-150	RPI 150+				
12- 10	0- 2	0- 1	OVERALL	0- 3	1- 2	11- 2				
8- 3	0- 0	0- 0	HOME	0- 2	1- 1	7- 0				
4- 5	0- 2	0- 0	AWAY	0- 0	0- 1	4- 2				
0- 2	0- 0	0- 1	NEUTRAL	0- 1	0- 0	0- 0				
5- 6	0- 2	0- 1	NON-CONFERENCE	0- 1	1- 1	4- 1				
5- 1	0- 0	0- 0	HOME	0- 0	1- 1	4- 0				
0- 3	0- 2	0- 0	AWAY	0- 0	0- 0	0- 1				
0- 2	0- 0	0- 1	NEUTRAL	0- 1	0- 0	0- 0				
7- 4	0- 0	0- 0	CONFERENCE	0- 2	0- 1	7- 1				
3- 2	0- 0	0- 0	HOME	0- 2	0- 0	3- 0				
4- 2	0- 0	0- 0	AWAY	0- 0	0- 1	4- 1				
0- 0	0- 0	0- 0	NEUTRAL	0- 0	0- 0	0- 0				

RPI 1-25				RPI 26-50				RPI 51-100				RPI 101+ Team's RPI: 131			
RPI	S	Opponent	Score	RPI	S	Opponent	Score	RPI	S	Opponent	Score	RPI	S	Opponent	Score
11	A	Duke	64 92	34	N	Syracuse	66 92	65	N	Dayton	69 77	116	A	Southern Miss.	69 84
20	A	Miami (FL)	56 66					80	H	Western Ky.	62 67	117	H	William & Mary	58 69
								88	H	Charlotte	75 86	123	H	VCU	70 60
												157	H	Hampton	61 58
												161	A	Louisiana Tech	69 64
												180	A	Rice	59 47
												180	H	Rice	81 66
												183	A	ETSU	60 70
												200	A	North Texas	55 65
												200	H	North Texas	62 47
												212	H	Dartmouth	82 56
												244	H	Marshall	73 69
												258	H	Norfolk St.	65 54
												268	A	FIU	86 64
												330	A	Fla. Atlantic	93 73
												345	H	N.C. Central	83 52
LAST 12 Division I GAMES:															
330	A	Fla. Atlantic	93 73	116	A	Southern Miss.	69 84								
268	A	FIU	86 64	80	H	Western Ky.	62 67								
200	H	North Texas	62 47	244	H	Marshall	73 69								
180	H	Rice	81 66	200	A	North Texas	55 65								
88	H	Charlotte	75 86	180	A	Rice	59 47								
161	A	Louisiana Tech	69 64	183	A	ETSU	60 70								

Non-Div I Games:

Old Dominion

■ Loss,
 ■ Non-Conf,
 ■ S Site,
 ■ H Home
 ■ A Away
 N Neutral

Average RPI Win:	214	WON-LOST	WINNING	LAST 10	STRENGTH OF	OPP. STRENGTH	TEAM	ADJ.	CONF.	ADJ CONF.
Average RPI Loss:	52	RECORD	PCT. RANK	GAMES	SCHEDULE	OF SCHEDULE	RPI	RPI	RPI	RPI
DIV. I ONLY	14- 8	106	4- 6	129	73	102	102	2	2	
DIV. I NON-CONF.	11- 2	24	3- 0	324	253	126	126	2	2	
TOTALS	RPI 1-25	RPI 26-50	W-L RECORDS	RPI 51-100	RPI 101-150	RPI 150+				
14- 8	1- 4	1- 0	OVERALL	0- 2	3- 2	9- 0				
13- 1	1- 0	1- 0	HOME	0- 0	3- 1	8- 0				
0- 7	0- 4	0- 0	AWAY	0- 2	0- 1	0- 0				
1- 0	0- 0	0- 0	NEUTRAL	0- 0	0- 0	1- 0				
11- 2	0- 0	1- 0	NON-CONFERENCE	0- 2	1- 0	9- 0				
10- 0	0- 0	1- 0	HOME	0- 0	1- 0	8- 0				
0- 2	0- 0	0- 0	AWAY	0- 2	0- 0	0- 0				
1- 0	0- 0	0- 0	NEUTRAL	0- 0	0- 0	1- 0				
3- 6	1- 4	0- 0	CONFERENCE	0- 0	2- 2	0- 0				
3- 1	1- 0	0- 0	HOME	0- 0	2- 1	0- 0				
0- 5	0- 4	0- 0	AWAY	0- 0	0- 1	0- 0				
0- 0	0- 0	0- 0	NEUTRAL	0- 0	0- 0	0- 0				

RPI 1-25				RPI 26-50				RPI 51-100				RPI 101+ Team's RPI: 102			
RPI	S	Opponent	Score	RPI	S	Opponent	Score	RPI	S	Opponent	Score	RPI	S	Opponent	Score
3	A	South Carolina	46 65	37	H	Oregon	83 67	63	A	West Virginia	61 66	104	H	Georgia	69 62
4	A	Mississippi St.	62 73					76	A	UNLV	57 64	113	A	Alabama	80 90
12	H	Tennessee	67 62									113	H	Alabama	57 65
16	A	Kentucky	57 89									122	H	Arkansas	73 64
24	A	Auburn	60 83									123	H	VCU	77 57
												203	N	Wisconsin	69 44
												245	H	Austin Peay	66 38
												266	H	Jacksonville St.	68 50
												276	H	Mississippi Val.	67 30
												293	H	High Point	73 62
												297	H	Lipscomb	76 49
												332	H	La.-Monroe	97 40
												334	H	Southeastern La.	81 31
												347	H	Jackson St.	89 41
LAST 12 Division I GAMES:															
104	H	Georgia	69 62	24	A	Auburn	60 83	113	A	Alabama	80 90				
16	A	Kentucky	57 89					122	H	Arkansas	73 64				
113	H	Alabama	57 65					276	H	Mississippi Val.	67 30				
3	A	South Carolina	46 65					245	H	Austin Peay	66 38				
4	A	Mississippi St.	62 73					123	H	VCU	77 57				
12	H	Tennessee	67 62												

Non-Div I Games:

Ole Miss

■ Loss,
 ■ Non-Conf, S Site,
 ■ Home
 ■ Away
 N Neutral

Average RPI Win:	219	WON-LOST	WINNING	LAST 10	STRENGTH OF	OPP. STRENGTH	TEAM	ADJ.	CONF.	ADJ CONF.
Average RPI Loss:	105	RECORD	PCT. RANK	GAMES	SCHEDULE	OF SCHEDULE	RPI	RPI	RPI	RPI
DIV. I ONLY	9- 13	220	2- 3	114	135	166	166	11	11	
DIV. I NON-CONF.	5- 6	186	1- 1	186	158	165	165	10	10	
TOTALS	RPI 1-25	RPI 26-50	W-L RECORDS	RPI 51-100	RPI 101-150	RPI 150+				
9- 13	0- 2	1- 1	OVERALL	1- 5	0- 3	7- 2				
4- 4	0- 1	1- 0	HOME	1- 2	0- 1	2- 0				
4- 9	0- 1	0- 1	AWAY	0- 3	0- 2	4- 2				
1- 0	0- 0	0- 0	NEUTRAL	0- 0	0- 0	1- 0				
5- 6	0- 2	0- 0	NON-CONFERENCE	0- 1	0- 2	5- 1				
2- 1	0- 1	0- 0	HOME	0- 0	0- 0	2- 0				
2- 5	0- 1	0- 0	AWAY	0- 1	0- 2	2- 1				
1- 0	0- 0	0- 0	NEUTRAL	0- 0	0- 0	1- 0				
4- 7	0- 0	1- 1	CONFERENCE	1- 4	0- 1	2- 1				
2- 3	0- 0	1- 0	HOME	1- 2	0- 1	0- 0				
2- 4	0- 0	0- 1	AWAY	0- 2	0- 0	2- 1				
0- 0	0- 0	0- 0	NEUTRAL	0- 0	0- 0	0- 0				

RPI 1-25				RPI 26-50				RPI 51-100				RPI 101+				Team's RPI: 166	
RPI	S	Opponent	Score	RPI	S	Opponent	Score	RPI	S	Opponent	Score	RPI	S	Opponent	Score		
18	H	Kansas St.	57 70	39	A	South Dakota St.	64 76	59	H	South Dakota	52 60	130	A	Abilene Christian	66 73		
23	A	Creighton	45 82	39	H	South Dakota St.	83 82	67	A	Colorado St.	42 69	136	H	Oral Roberts	65 67		
								74	A	IUPUI	47 79	140	A	UCF	41 81		
								74	H	IUPUI	64 44	178	A	Nebraska	58 66		
								89	A	Western Ill.	63 80	190	H	Indiana St.	72 45		
								89	H	Western Ill.	74 78	200	N	North Texas	85 57		
												237	H	Wofford	89 64		
												282	A	North Dakota St.	80 60		
												301	A	Denver	82 73		
												310	A	UMKC	80 57		
												323	A	Fort Wayne	62 65		
												341	A	Florida A&M	70 50		
LAST 12 Division I GAMES:																	
200	N	North Texas	85 57	301	A	Denver	82 73										
130	A	Abilene Christian	66 73	282	A	North Dakota St.	80 60										
89	A	Western Ill.	63 80	59	H	South Dakota	52 60										
74	A	IUPUI	47 79	89	H	Western Ill.	74 78										
39	H	South Dakota St.	83 82	39	A	South Dakota St.	64 76										
323	A	Fort Wayne	62 65	74	H	IUPUI	64 44										

Non-Div I Games: Lincoln (MO) 98 49 York (NE) 106 37

Omaha

Loss, Non-Conf, S Site, H Home A Away N Neutral

Oral Roberts

Through Games Of Feb. 4, 2017

Average RPI Win:	200	WON-LOST	WINNING	LAST 10	STRENGTH OF	OPP. STRENGTH	TEAM	ADJ.	CONF.	ADJ CONF.
Average RPI Loss:	88	RECORD	PCT. RANK	GAMES	SCHEDULE	OF SCHEDULE	RPI	RPI	RPI	RPI
DIV. I ONLY	11- 11	167	4- 6	140	93	136	136	11	11	
DIV. I NON-CONF.	6- 5	148	1- 0	134	16	78	78	10	10	
TOTALS	RPI 1-25	RPI 26-50	W-L RECORDS	RPI 51-100	RPI 101-150	RPI 150+				
11- 11	1- 0	0- 3	OVERALL	1- 6	2- 1	7- 1				
5- 4	0- 0	0- 1	HOME	1- 2	1- 0	3- 1				
6- 7	1- 0	0- 2	AWAY	0- 4	1- 1	4- 0				
0- 0	0- 0	0- 0	NEUTRAL	0- 0	0- 0	0- 0				
6- 5	1- 0	0- 2	NON-CONFERENCE	0- 2	2- 1	3- 0				
3- 0	0- 0	0- 0	HOME	0- 0	1- 0	2- 0				
3- 5	1- 0	0- 2	AWAY	0- 2	1- 1	1- 0				
0- 0	0- 0	0- 0	NEUTRAL	0- 0	0- 0	0- 0				
5- 6	0- 0	0- 1	CONFERENCE	1- 4	0- 0	4- 1				
2- 4	0- 0	0- 1	HOME	1- 2	0- 0	1- 1				
3- 2	0- 0	0- 0	AWAY	0- 2	0- 0	3- 0				
0- 0	0- 0	0- 0	NEUTRAL	0- 0	0- 0	0- 0				

RPI S	Opponent	Score	RPI S	Opponent	Score	RPI S	Opponent	Score	RPI S	Opponent	Score	Team's RPI: 136
17	A Oklahoma	74 67	26	A Arizona St.	52 79	51	A Iowa	76 96	122	A Arkansas	70 60	
			39	H South Dakota St.	57 78	55	A Little Rock	50 56	138	H Tulsa	76 68	
			42	A Northwestern	55 64	59	H South Dakota	47 69	142	A Kansas	56 64	
						74	A IUPUI	41 53	162	H Missouri St.	78 56	
						74	H IUPUI	54 45	166	A Omaha	67 65	
						89	A Western Ill.	72 76	261	H UT Martin	82 53	
						89	H Western Ill.	62 76	282	A North Dakota St.	70 50	
									301	H Denver	45 47	
									323	A Fort Wayne	75 59	
									323	H Fort Wayne	82 56	
									337	A Houston Baptist	75 65	
LAST 12 Division I GAMES:												
74	H IUPUI	54 45	39	H South Dakota St.	57 78							
89	H Western Ill.	62 76	59	H South Dakota	47 69							
282	A North Dakota St.	70 50	89	A Western Ill.	72 76							
301	H Denver	45 47	323	H Fort Wayne	82 56							
323	A Fort Wayne	75 59	166	A Omaha	67 65							
74	A IUPUI	41 53	122	A Arkansas	70 60							

Non-Div I Games: Mid-Amer. Christian98 63 Okla. Sci. & Arts 67 35

Oral Roberts

Loss, Non-Conf, S Site, H Home A Away N Neutral

Oregon

Through Games Of Feb. 4, 2017

Average RPI Win:	146	WON-LOST	WINNING	LAST 10	STRENGTH OF	OPP. STRENGTH	TEAM	ADJ.	CONF.	ADJ CONF.
Average RPI Loss:	27	RECORD	PCT. RANK	GAMES	SCHEDULE	OF SCHEDULE	RPI	RPI	RPI	RPI
DIV. I ONLY	15- 8	92	5- 5	24	31	37	37	1	1	
DIV. I NON-CONF.	10- 2	33	1- 0	126	151	44	44	1	1	
TOTALS	RPI 1-25	RPI 26-50	W-L RECORDS	RPI 51-100	RPI 101-150	RPI 150+				
15- 8	0- 6	2- 0	OVERALL	3- 1	5- 1	5- 0				
8- 3	0- 2	1- 0	HOME	2- 1	3- 0	2- 0				
5- 4	0- 3	1- 0	AWAY	1- 0	2- 1	1- 0				
2- 1	0- 1	0- 0	NEUTRAL	0- 0	0- 0	2- 0				
10- 2	0- 1	1- 0	NON-CONFERENCE	0- 0	4- 1	5- 0				
6- 0	0- 0	1- 0	HOME	0- 0	3- 0	2- 0				
2- 1	0- 0	0- 0	AWAY	0- 0	1- 1	1- 0				
2- 1	0- 1	0- 0	NEUTRAL	0- 0	0- 0	2- 0				
5- 6	0- 5	1- 0	CONFERENCE	3- 1	1- 0	0- 0				
2- 3	0- 2	0- 0	HOME	2- 1	0- 0	0- 0				
3- 3	0- 3	1- 0	AWAY	1- 0	1- 0	0- 0				
0- 0	0- 0	0- 0	NEUTRAL	0- 0	0- 0	0- 0				

RPI S	Opponent	Score	RPI S	Opponent	Score	Team's RPI: 37	RPI S	Opponent	Score	RPI S	Opponent	Score
4 N	Mississippi St.	63 75	45 A	California	69 66		52 H	Utah	84 66	102 A	Ole Miss	67 83
6 A	Oregon St.	60 67	46 H	Michigan St.	88 55		69 H	Washington St.	59 75	118 A	Clemson	87 59
6 H	Oregon St.	40 43					72 A	Southern California	59 53	120 A	Arizona	79 65
8 H	Washington	77 99					82 H	Colorado	71 66	127 H	Lamar University	84 67
9 A	Stanford	60 81								137 H	Idaho	73 70
13 A	UCLA	63 79								148 H	UTSA	77 63
										206 N	San Jose St.	91 62
										232 A	Hawaii	86 49
										250 N	Portland St.	90 46
										273 H	Portland	81 41
										287 H	CSU Bakersfield	77 62
LAST 12 Division I GAMES:												
120 A	Arizona	79 65	72 A	Southern California	59 53							
6 A	Oregon St.	60 67	45 A	California	69 66							
6 H	Oregon St.	40 43	9 A	Stanford	60 81							
52 H	Utah	84 66	69 H	Washington St.	59 75							
82 H	Colorado	71 66	8 H	Washington	77 99							
13 A	UCLA	63 79	137 H	Idaho	73 70							

Non-Div I Games:

Oregon

■ Loss,
■ Non-Conf, S Site,
■ Home
■ Away
N Neutral

Average RPI Win:	100	WON-LOST	WINNING	LAST 10	STRENGTH OF	OPP. STRENGTH	TEAM	ADJ.	CONF.	ADJ CONF.
Average RPI Loss:	27	RECORD	PCT. RANK	GAMES	SCHEDULE	OF SCHEDULE	RPI	RPI	RPI	RPI
DIV. I ONLY	21- 2	5	9- 1	17	25	6	6	1	1	
DIV. I NON-CONF.	11- 1	13	1- 0	78	157	23	23	1	1	
TOTALS	RPI 1-25	RPI 26-50	W-L RECORDS	RPI 51-100	RPI 101-150	RPI 150+				
21- 2	2- 1	4- 1	OVERALL	9- 0	2- 0	4- 0				
11- 1	1- 0	1- 1	HOME	4- 0	1- 0	4- 0				
5- 1	1- 1	3- 0	AWAY	1- 0	0- 0	0- 0				
5- 0	0- 0	0- 0	NEUTRAL	4- 0	1- 0	0- 0				
11- 1	0- 0	0- 1	NON-CONFERENCE	5- 0	2- 0	4- 0				
6- 1	0- 0	0- 1	HOME	1- 0	1- 0	4- 0				
0- 0	0- 0	0- 0	AWAY	0- 0	0- 0	0- 0				
5- 0	0- 0	0- 0	NEUTRAL	4- 0	1- 0	0- 0				
10- 1	2- 1	4- 0	CONFERENCE	4- 0	0- 0	0- 0				
5- 0	1- 0	1- 0	HOME	3- 0	0- 0	0- 0				
5- 1	1- 1	3- 0	AWAY	1- 0	0- 0	0- 0				
0- 0	0- 0	0- 0	NEUTRAL	0- 0	0- 0	0- 0				

RPI	S	Opponent	Score	RPI	S	Opponent	Score	RPI	S	Opponent	Score	RPI	S	Opponent	Score
8	H	Washington	73 70	26	A	Arizona St.	54 45	52	H	Utah	70 44	127	H	Lamar University	88 56
9	A	Stanford	72 69	37	A	Oregon	43 40	53	N	Quinnipiac	75 60	137	N	Idaho	60 49
13	A	UCLA	56 66	37	H	Oregon	67 60	57	N	Oklahoma St.	73 54	188	H	Idaho St.	61 38
				40	H	Marquette	73 74	69	H	Washington St.	80 58	272	H	Southern Utah	77 38
				45	A	California	66 56	72	A	Southern California	74 60	273	H	Portland	62 45
								76	N	UNLV	62 59	295	H	Ark.-Pine Bluff	73 40
								82	H	Colorado	81 57				
								95	H	UC Davis	93 52				
								97	N	BYU	65 56				
LAST 12 Division I GAMES:															
26	A	Arizona St.	54 45	13	A	UCLA	56 66								
37	H	Oregon	67 60	9	A	Stanford	72 69								
37	A	Oregon	43 40	45	A	California	66 56								
82	H	Colorado	81 57	8	H	Washington	73 70								
52	H	Utah	70 44	69	H	Washington St.	80 58								
72	A	Southern California	74 60	295	H	Ark.-Pine Bluff	73 40								

Non-Div I Games:

Oregon St.

■ Loss,
 ■ Non-Conf, S Site,
 ■ Home
 ■ Away
 N Neutral

Average RPI Win: 217	WON-LOST	WINNING	LAST 10	STRENGTH OF	OPP. STRENGTH	TEAM	ADJ.	CONF.	ADJ CONF.
Average RPI Loss: 122	RECORD	PCT. RANK	GAMES	SCHEDULE	OF SCHEDULE	RPI	RPI	RPI	RPI
DIV. I ONLY	7- 14	260	3- 7	89	190	209	209	15	15
DIV. I NON-CONF.	2- 7	284	0- 0	18	182	189	189	13	13
TOTALS	RPI 1-25	RPI 26-50	W-L RECORDS	RPI 51-100	RPI 101-150	RPI 150+			
7- 14	0- 1	0- 1	OVERALL	1- 5	1- 4	5- 3			
4- 8	0- 0	0- 1	HOME	0- 3	1- 2	3- 2			
3- 6	0- 1	0- 0	AWAY	1- 2	0- 2	2- 1			
0- 0	0- 0	0- 0	NEUTRAL	0- 0	0- 0	0- 0			
2- 7	0- 1	0- 1	NON-CONFERENCE	0- 3	0- 1	2- 1			
1- 5	0- 0	0- 1	HOME	0- 2	0- 1	1- 1			
1- 2	0- 1	0- 0	AWAY	0- 1	0- 0	1- 0			
0- 0	0- 0	0- 0	NEUTRAL	0- 0	0- 0	0- 0			
5- 7	0- 0	0- 0	CONFERENCE	1- 2	1- 3	3- 2			
3- 3	0- 0	0- 0	HOME	0- 1	1- 1	2- 1			
2- 4	0- 0	0- 0	AWAY	1- 1	0- 2	1- 1			
0- 0	0- 0	0- 0	NEUTRAL	0- 0	0- 0	0- 0			

RPI 1-25				RPI 26-50				RPI 51-100				RPI 101+ Team's RPI: 209			
RPI	S	Opponent	Score	RPI	S	Opponent	Score	RPI	S	Opponent	Score	RPI	S	Opponent	Score
13	A	UCLA	55 82	40	H	Marquette	75 89	66	H	Montana St.	66 72	110	H	Northern Colo.	56 60
								77	A	Gonzaga	65 63	125	A	St. Mary's (CA)	74 82
								95	H	UC Davis	87 95	125	H	St. Mary's (CA)	54 63
								97	A	BYU	50 68	149	A	San Francisco	64 67
								97	H	BYU	55 68	149	H	San Francisco	63 60
								100	A	Long Beach St.	58 66	168	H	Fresno St.	67 74
												206	A	San Jose St.	99 96
												210	H	Loyola Marymount	52 65
												217	H	San Diego	84 64
												273	A	Portland	84 74
												287	H	CSU Bakersfield	91 61
												307	A	Pepperdine	58 59
												307	H	Pepperdine	80 79
LAST 12 Division I GAMES:															
307	H	Pepperdine	80 79	149	H	San Francisco	63 60								
125	A	St. Mary's (CA)	74 82	307	A	Pepperdine	58 59								
149	A	San Francisco	64 67	97	H	BYU	55 68								
210	H	Loyola Marymount	52 65	217	H	San Diego	84 64								
97	A	BYU	50 68	77	A	Gonzaga	65 63								
125	H	St. Mary's (CA)	54 63	273	A	Portland	84 74								

Non-Div I Games: UC Merced 111 50 William Jessup 103 65

Pacific

Loss, Non-Conf, S Site, H Home A Away N Neutral

Average RPI Win:	208	WON-LOST	WINNING	LAST 10	STRENGTH OF	OPP. STRENGTH	TEAM	ADJ.	CONF.	ADJ CONF.
Average RPI Loss:	104	RECORD	PCT. RANK	GAMES	SCHEDULE	OF SCHEDULE	RPI	RPI	RPI	RPI
DIV. I ONLY	11- 6	104	7- 2	175	125	121	121	9	9	
DIV. I NON-CONF.	6- 6	165	3- 3	264	124	195	195	9	9	
TOTALS	RPI 1-25	RPI 26-50	W-L RECORDS	RPI 51-100	RPI 101-150	RPI 150+				
11- 6	0- 1	1- 1	OVERALL	0- 1	1- 1	9- 2				
4- 5	0- 0	1- 1	HOME	0- 1	1- 1	2- 2				
7- 1	0- 1	0- 0	AWAY	0- 0	0- 0	7- 0				
0- 0	0- 0	0- 0	NEUTRAL	0- 0	0- 0	0- 0				
6- 6	0- 1	0- 1	NON-CONFERENCE	0- 1	0- 1	6- 2				
0- 5	0- 0	0- 1	HOME	0- 1	0- 1	0- 2				
6- 1	0- 1	0- 0	AWAY	0- 0	0- 0	6- 0				
0- 0	0- 0	0- 0	NEUTRAL	0- 0	0- 0	0- 0				
5- 0	0- 0	1- 0	CONFERENCE	0- 0	1- 0	3- 0				
4- 0	0- 0	1- 0	HOME	0- 0	1- 0	2- 0				
1- 0	0- 0	0- 0	AWAY	0- 0	0- 0	1- 0				
0- 0	0- 0	0- 0	NEUTRAL	0- 0	0- 0	0- 0				

RPI 1-25				RPI 26-50				RPI 51-100				RPI 101+ Team's RPI: 121			
RPI	S	Opponent	Score	RPI	S	Opponent	Score	RPI	S	Opponent	Score	RPI	S	Opponent	Score
11	A	Duke	55 68	32	H	Temple	53 63	68	H	Villanova	48 60	139	H	Saint Joseph's	53 57
				36	H	Harvard	63 43					150	H	Yale	66 55
												155	H	Brown	86 60
												164	A	UC Riverside	71 55
												171	H	La Salle	56 58
												173	A	Princeton	62 57
												198	A	CSUN	47 36
												204	H	Binghamton	48 61
												212	H	Dartmouth	68 38
												238	A	Richmond	47 44
												294	A	Rhode Island	75 43
												324	A	Lafayette	64 47
												340	A	Wagner	63 39
LAST 12 Division I GAMES:															
212	H	Dartmouth	68 38	173	A	Princeton	62 57								
36	H	Harvard	63 43	164	A	UC Riverside	71 55								
32	H	Temple	53 63	198	A	CSUN	47 36								
68	H	Villanova	48 60	238	A	Richmond	47 44								
155	H	Brown	86 60	171	H	La Salle	56 58								
150	H	Yale	66 55	340	A	Wagner	63 39								

Non-Div I Games: Stevens 89 43

Penn

■ Loss,
 ■ Non-Conf, S Site,
 ■ Home
 ■ Away
 N Neutral

Average RPI Win:	187	WON-LOST	WINNING	LAST 10	STRENGTH OF	OPP. STRENGTH	TEAM	ADJ.	CONF.	ADJ CONF.
Average RPI Loss:	70	RECORD	PCT. RANK	GAMES	SCHEDULE	OF SCHEDULE	RPI	RPI	RPI	RPI
DIV. I ONLY	14- 8	106	4- 6	139	64	96	96	6	6	
DIV. I NON-CONF.	10- 2	33	2- 0	185	139	64	64	6	6	
TOTALS	RPI 1-25	RPI 26-50	W-L RECORDS	RPI 51-100	RPI 101-150	RPI 150+				
14- 8	1- 1	0- 4	OVERALL	1- 2	1- 0	11- 1				
11- 1	1- 0	0- 1	HOME	1- 0	1- 0	8- 0				
2- 6	0- 1	0- 2	AWAY	0- 2	0- 0	2- 1				
1- 1	0- 0	0- 1	NEUTRAL	0- 0	0- 0	1- 0				
10- 2	1- 0	0- 1	NON-CONFERENCE	0- 1	1- 0	8- 0				
7- 0	1- 0	0- 0	HOME	0- 0	1- 0	5- 0				
2- 1	0- 0	0- 0	AWAY	0- 1	0- 0	2- 0				
1- 1	0- 0	0- 1	NEUTRAL	0- 0	0- 0	1- 0				
4- 6	0- 1	0- 3	CONFERENCE	1- 1	0- 0	3- 1				
4- 1	0- 0	0- 1	HOME	1- 0	0- 0	3- 0				
0- 5	0- 1	0- 2	AWAY	0- 1	0- 0	0- 1				
0- 0	0- 0	0- 0	NEUTRAL	0- 0	0- 0	0- 0				

RPI 1-25					RPI 26-50					RPI 51-100					Team's RPI: 96		RPI 101+				
RPI	S	Opponent	Score		RPI	S	Opponent	Score		RPI	S	Opponent	Score				RPI	S	Opponent	Score	
12	H	Tennessee	70	56	29	A	Ohio St.	72	87	51	H	Iowa	71	58			133	H	Pittsburgh	91	62
19	A	Maryland	83	89	41	N	Georgetown	54	68	86	A	Drexel	60	83			152	H	Iona	80	67
					48	A	Indiana	66	72	98	A	Purdue	51	64			174	A	Boston College	60	56
					48	H	Indiana	70	89								178	H	American	70	65
																	178	H	Nebraska	86	69
																	186	H	Illinois	82	66
																	187	A	Rutgers	45	61
																	203	H	Wisconsin	76	46
																	211	H	Akron	84	71
																	244	H	Marshall	82	80
																	283	N	Georgia St.	69	42
																	304	A	Holy Cross	84	48
																	313	H	Saint Peter's	106	50
LAST 12 Division I GAMES:																					
					29	A	Ohio St.	72	87	98	A	Purdue	51	64							
					186	H	Illinois	82	66	51	H	Iowa	71	58							
					48	A	Indiana	66	72	187	A	Rutgers	45	61							
					178	H	Nebraska	86	69	48	H	Indiana	70	89							
					203	H	Wisconsin	76	46	152	H	Iona	80	67							
					19	A	Maryland	83	89	178	H	American	70	65							

Non-Div I Games:

Penn St.

Pepperdine

Through Games Of Feb. 4, 2017

Average RPI Win:	213	WON-LOST	WINNING	LAST 10	STRENGTH OF	OPP. STRENGTH	TEAM	ADJ.	CONF.	ADJ CONF.
Average RPI Loss:	191	RECORD	PCT. RANK	GAMES	SCHEDULE	OF SCHEDULE	RPI	RPI	RPI	RPI
DIV. I ONLY	6- 17	293	3- 7	254	217	307	307	15	15	
DIV. I NON-CONF.	2- 9	293	0- 0	280	322	331	331	13	13	
TOTALS	RPI 1-25	RPI 26-50	W-L RECORDS	RPI 51-100	RPI 101-150	RPI 150+				
6- 17	0- 1	0- 0	OVERALL	1- 4	1- 1	4- 11				
4- 7	0- 1	0- 0	HOME	1- 3	1- 1	2- 2				
2- 10	0- 0	0- 0	AWAY	0- 1	0- 0	2- 9				
0- 0	0- 0	0- 0	NEUTRAL	0- 0	0- 0	0- 0				
2- 9	0- 1	0- 0	NON-CONFERENCE	0- 2	0- 0	2- 6				
1- 4	0- 1	0- 0	HOME	0- 2	0- 0	1- 1				
1- 5	0- 0	0- 0	AWAY	0- 0	0- 0	1- 5				
0- 0	0- 0	0- 0	NEUTRAL	0- 0	0- 0	0- 0				
4- 8	0- 0	0- 0	CONFERENCE	1- 2	1- 1	2- 5				
3- 3	0- 0	0- 0	HOME	1- 1	1- 1	1- 1				
1- 5	0- 0	0- 0	AWAY	0- 1	0- 0	1- 4				
0- 0	0- 0	0- 0	NEUTRAL	0- 0	0- 0	0- 0				

RPI S	Opponent	Score	RPI S	Opponent	Score	RPI S	Opponent	Score	RPI S	Opponent	Score	Team's RPI: 307
11	H Duke	65 99				76	H UNLV	61 68	125	H St. Mary's (CA)	60 81	
						77	A Gonzaga	61 83	149	H San Francisco	81 59	
						77	H Gonzaga	79 69	156	A Santa Clara	40 61	
						97	H BYU	47 73	197	A New Mexico St.	66 75	
						100	H Long Beach St.	41 44	209	A Pacific	79 80	
									209	H Pacific	59 58	
									210	A Loyola Marymount	60 72	
									217	A San Diego	55 42	
									242	A UC Santa Barbara	57 66	
									270	A Cal Poly	52 62	
									273	A Portland	55 75	
									273	H Portland	61 71	
									287	H CSU Bakersfield	62 57	
									291	H Nevada	60 69	
									301	A Denver	67 75	
									331	A Utah Valley	65 72	
									339	A Cal St. Fullerton	69 58	
LAST 12 Division I GAMES:												
209	A Pacific	79 80	156	A Santa Clara	40 61							
149	H San Francisco	81 59	209	H Pacific	59 58							
77	A Gonzaga	61 83	217	A San Diego	55 42							
273	A Portland	55 75	210	A Loyola Marymount	60 72							
125	H St. Mary's (CA)	60 81	273	H Portland	61 71							
97	H BYU	47 73	77	H Gonzaga	79 69							

Non-Div I Games:

Pepperdine

Loss, Non-Conf, S Site, H Home A Away N Neutral

Average RPI Win:	220	WON-LOST	WINNING	LAST 10	STRENGTH OF	OPP. STRENGTH	TEAM	ADJ.	CONF.	ADJ CONF.
Average RPI Loss:	52	RECORD	PCT. RANK	GAMES	SCHEDULE	OF SCHEDULE	RPI	RPI	RPI	RPI
DIV. I ONLY	11- 10	158	3- 7	72	70	133	133	3	3	
DIV. I NON-CONF.	8- 4	97	2- 1	263	261	184	184	4	4	
TOTALS	RPI 1-25	RPI 26-50	W-L RECORDS	RPI 51-100	RPI 101-150	RPI 150+				
11- 10	0- 4	0- 2	OVERALL	3- 3	0- 1	8- 0				
9- 4	0- 2	0- 0	HOME	3- 2	0- 0	6- 0				
0- 6	0- 2	0- 2	AWAY	0- 1	0- 1	0- 0				
2- 0	0- 0	0- 0	NEUTRAL	0- 0	0- 0	2- 0				
8- 4	0- 0	0- 0	NON-CONFERENCE	1- 3	0- 1	7- 0				
6- 2	0- 0	0- 0	HOME	1- 2	0- 0	5- 0				
0- 2	0- 0	0- 0	AWAY	0- 1	0- 1	0- 0				
2- 0	0- 0	0- 0	NEUTRAL	0- 0	0- 0	2- 0				
3- 6	0- 4	0- 2	CONFERENCE	2- 0	0- 0	1- 0				
3- 2	0- 2	0- 0	HOME	2- 0	0- 0	1- 0				
0- 4	0- 2	0- 2	AWAY	0- 0	0- 0	0- 0				
0- 0	0- 0	0- 0	NEUTRAL	0- 0	0- 0	0- 0				

RPI S	Opponent	Score	RPI S	Opponent	Score	RPI S	Opponent	Score	RPI S	Opponent	Score	Team's RPI: 133
2	A Notre Dame	54 86	34	A Syracuse	65 93	58	H Virginia	62 54	114	A Duquesne	54 63	
14	A Louisville	52 73	38	A North Carolina St.	42 55	75	H North Carolina	68 48	174	H Boston College	56 43	
14	H Louisville	48 63				88	H Charlotte	63 70	239	H Loyola Maryland	74 44	
20	H Miami (FL)	50 82				91	H Cornell	56 44	260	N McNeese	71 65	
						96	A Penn St.	62 91	286	N UTEP	71 46	
						98	H Purdue	61 67	292	H Bryant	76 60	
									311	H Loyola Chicago	59 35	
									316	H Youngstown St.	63 50	
									321	H Mt. St. Mary's	89 54	
LAST 12 Division I GAMES:												
34	A Syracuse	65 93	14	A Louisville	52 73							
14	H Louisville	48 63	174	H Boston College	56 43							
38	A North Carolina St.	42 55	20	H Miami (FL)	50 82							
58	H Virginia	62 54	114	A Duquesne	54 63							
75	H North Carolina	68 48	260	N McNeese	71 65							
2	A Notre Dame	54 86	286	N UTEP	71 46							

Non-Div I Games: Slippery Rock 94 48

Pittsburgh

■ Loss,
 ■ Non-Conf, S Site,
 ■ Home
 ■ Away
 N Neutral

Average RPI Win: 288	WON-LOST	WINNING	LAST 10	STRENGTH OF	OPP. STRENGTH	TEAM	ADJ.	CONF.	ADJ CONF.
Average RPI Loss: 124	RECORD	PCT. RANK	GAMES	SCHEDULE	OF SCHEDULE	RPI	RPI	RPI	RPI
DIV. I ONLY	3- 19	332	1- 9	90	127	273	273	15	15
DIV. I NON-CONF.	1- 9	323	0- 0	26	70	230	230	13	13
TOTALS	RPI 1-25	RPI 26-50	W-L RECORDS	RPI 51-100	RPI 101-150	RPI 150+			
3- 19	0- 2	0- 1	OVERALL	0- 7	0- 2	3- 7			
2- 7	0- 1	0- 0	HOME	0- 3	0- 1	2- 2			
1- 11	0- 1	0- 1	AWAY	0- 3	0- 1	1- 5			
0- 1	0- 0	0- 0	NEUTRAL	0- 1	0- 0	0- 0			
1- 9	0- 2	0- 1	NON-CONFERENCE	0- 4	0- 0	1- 2			
1- 2	0- 1	0- 0	HOME	0- 1	0- 0	1- 0			
0- 6	0- 1	0- 1	AWAY	0- 2	0- 0	0- 2			
0- 1	0- 0	0- 0	NEUTRAL	0- 1	0- 0	0- 0			
2- 10	0- 0	0- 0	CONFERENCE	0- 3	0- 2	2- 5			
1- 5	0- 0	0- 0	HOME	0- 2	0- 1	1- 2			
1- 5	0- 0	0- 0	AWAY	0- 1	0- 1	1- 3			
0- 0	0- 0	0- 0	NEUTRAL	0- 0	0- 0	0- 0			

RPI 1-25				RPI 26-50				RPI 51-100				RPI 101+ Team's RPI: 273			
RPI	S	Opponent	Score	RPI	S	Opponent	Score	RPI	S	Opponent	Score	RPI	S	Opponent	Score
6	A	Oregon St.	45 62	37	A	Oregon	41 81	66	H	Montana St.	66 70	125	A	St. Mary's (CA)	76 92
8	H	Washington	53 83					72	N	Southern California	54 67	149	H	San Francisco	56 75
								77	A	Gonzaga	55 67	156	A	Santa Clara	56 68
								77	H	Gonzaga	50 85	156	H	Santa Clara	44 56
								85	A	Boise St.	60 74	209	H	Pacific	74 84
								95	A	UC Davis	52 66	210	A	Loyola Marymount	54 69
								97	H	BYU	38 77	217	A	San Diego	40 57
												226	A	Weber St.	37 76
												250	H	Portland St.	79 68
												291	A	Nevada	59 72
												307	A	Pepperdine	71 61
												307	H	Pepperdine	75 55
LAST 12 Division I GAMES:															
97	H	BYU	38 77	210	A	Loyola Marymount	54 69								
156	A	Santa Clara	56 68	125	A	St. Mary's (CA)	76 92								
217	A	San Diego	40 57	77	A	Gonzaga	55 67								
307	H	Pepperdine	75 55	156	H	Santa Clara	44 56								
77	H	Gonzaga	50 85	307	A	Pepperdine	71 61								
149	H	San Francisco	56 75	209	H	Pacific	74 84								

Non-Div I Games: Alas. Anchorage 66 57

Portland

■ Loss,
■ Non-Conf,
■ S Site,
■ H Home
■ A Away
N Neutral

Average RPI Win:	291	WON-LOST	WINNING	LAST 10	STRENGTH OF	OPP. STRENGTH	TEAM	ADJ.	CONF.	ADJ CONF.
Average RPI Loss:	134	RECORD	PCT. RANK	GAMES	SCHEDULE	OF SCHEDULE	RPI	RPI	RPI	RPI
DIV. I ONLY	9- 12	211	4- 6	315	156	250	250	18	18	
DIV. I NON-CONF.	5- 6	186	0- 2	327	98	239	239	18	18	
TOTALS	RPI 1-25	RPI 26-50	W-L RECORDS	RPI 51-100	RPI 101-150	RPI 150+				
9- 12	0- 1	0- 1	OVERALL	0- 2	0- 5	9- 3				
4- 3	0- 0	0- 0	HOME	0- 0	0- 2	4- 1				
3- 7	0- 0	0- 0	AWAY	0- 0	0- 0	3- 0				
2- 2	0- 1	0- 1	NEUTRAL	0- 0	0- 0	2- 0				
5- 6	0- 1	0- 1	NON-CONFERENCE	0- 1	0- 1	5- 2				
2- 0	0- 0	0- 0	HOME	0- 0	0- 0	2- 0				
1- 4	0- 0	0- 0	AWAY	0- 1	0- 1	1- 2				
2- 2	0- 1	0- 1	NEUTRAL	0- 0	0- 0	2- 0				
4- 6	0- 0	0- 0	CONFERENCE	0- 1	0- 4	4- 1				
2- 3	0- 0	0- 0	HOME	0- 0	0- 2	2- 1				
2- 3	0- 0	0- 0	AWAY	0- 1	0- 2	2- 0				
0- 0	0- 0	0- 0	NEUTRAL	0- 0	0- 0	0- 0				

RPI 1-25			RPI 26-50			RPI 51-100			RPI 101+ Team's RPI: 250		
RPI	S	Opponent	Score	RPI	S	Opponent	Score	RPI	S	Opponent	Score
17	N	Oklahoma	60 74	37	N	Oregon	46 90	66	A	Montana St.	76 83
								85	A	Boise St.	76 94
								110	A	Northern Colo.	62 91
								120	A	Arizona	52 75
								135	A	North Dakota	61 65
								137	H	Idaho	66 72
								144	H	Eastern Wash.	62 68
								198	A	CSUN	72 99
								214	A	Seattle U	79 71
								262	N	Northern Ky.	77 54
								272	H	Southern Utah	81 74
								273	A	Portland	68 79
								280	A	Sacramento St.	88 86
								280	H	Sacramento St.	68 77
								295	H	Northern Ariz.	56 55
								299	N	Kennesaw St.	71 61
								327	H	UC Irvine	79 73
								329	A	Montana	64 44
								339	H	Cal St. Fullerton	81 73
LAST 12 Division I GAMES:											
144	H	Eastern Wash.	62 68	295	H	Northern Ariz.	56 55				
137	H	Idaho	66 72	280	A	Sacramento St.	88 86				
280	H	Sacramento St.	68 77	110	A	Northern Colo.	62 91				
66	A	Montana St.	76 83	135	A	North Dakota	61 65				
329	A	Montana	64 44	120	A	Arizona	52 75				
272	H	Southern Utah	81 74	17	N	Oklahoma	60 74				

Non-Div I Games: Pacific Union 93 61

Portland St.

■ Loss,
■ Non-Conf, S Site,
■ Home
■ Away
N Neutral

Average RPI Win:	285	WON-LOST	WINNING	LAST 10	STRENGTH OF	OPP. STRENGTH	TEAM	ADJ.	CONF.	ADJ CONF.
Average RPI Loss:	177	RECORD	PCT. RANK	GAMES	SCHEDULE	OF SCHEDULE	RPI	RPI	RPI	RPI
DIV. I ONLY	8- 14	239	3- 7	249	333	289	289	30	30	
DIV. I NON-CONF.	5- 7	205	0- 2	117	282	170	170	30	30	
TOTALS	RPI 1-25	RPI 26-50	W-L RECORDS	RPI 51-100	RPI 101-150	RPI 150+				
8- 14	0- 2	0- 0	OVERALL	0- 2	0- 1	8- 9				
7- 2	0- 0	0- 0	HOME	0- 0	0- 0	7- 2				
0- 12	0- 0	0- 0	AWAY	0- 0	0- 0	0- 1				
1- 0	0- 0	0- 0	NEUTRAL	0- 0	0- 0	1- 0				
5- 7	0- 2	0- 0	NON-CONFERENCE	0- 2	0- 1	5- 2				
4- 0	0- 0	0- 0	HOME	0- 0	0- 0	4- 0				
0- 7	0- 2	0- 0	AWAY	0- 2	0- 1	0- 2				
1- 0	0- 0	0- 0	NEUTRAL	0- 0	0- 0	1- 0				
3- 7	0- 0	0- 0	CONFERENCE	0- 0	0- 0	3- 7				
3- 2	0- 0	0- 0	HOME	0- 0	0- 0	3- 2				
0- 5	0- 0	0- 0	AWAY	0- 0	0- 0	0- 5				
0- 0	0- 0	0- 0	NEUTRAL	0- 0	0- 0	0- 0				

RPI S	Opponent	Score	RPI S	Opponent	Score	RPI S	Opponent	Score	RPI S	Opponent	Score	Team's RPI: 289
15	A DePaul	62 94				60	A Texas Tech	43 85	111	A SFA	64 88	
21	A Texas A&M	62 90				99	A SMU	54 61	180	A Rice	57 68	
									181	H Texas St.	64 60	
									207	A Texas Southern	51 73	
									207	H Texas Southern	62 70	
									213	H Alabama St.	61 75	
									236	A Southern U.	72 86	
									244	N Marshall	78 68	
									247	H Grambling	51 49	
									250	A UTRGV	74 82	
									259	H Bethune-Cookman	66 64	
									276	A Mississippi Val.	55 64	
									295	A Ark.-Pine Bluff	47 64	
									302	A Alcorn	55 62	
									308	H Nicholls St.	69 67	
									343	H Sam Houston St.	75 65	
									347	H Jackson St.	73 63	
									349	H Alabama A&M	71 47	
LAST 12 Division I GAMES:												
207	A Texas Southern	51 73	347	H Jackson St.	73 63							
213	H Alabama St.	61 75	207	H Texas Southern	62 70							
349	H Alabama A&M	71 47	302	A Alcorn	55 62							
295	A Ark.-Pine Bluff	47 64	236	A Southern U.	72 86							
276	A Mississippi Val.	55 64	21	A Texas A&M	62 90							
247	H Grambling	51 49	111	A SFA	64 88							

Non-Div I Games:

Presbyterian

Through Games Of Feb. 4, 2017

Average RPI Win:	279	WON-LOST	WINNING	LAST 10	STRENGTH OF	OPP. STRENGTH	TEAM	ADJ.	CONF.	ADJ CONF.
Average RPI Loss:	169	RECORD	PCT. RANK	GAMES	SCHEDULE	OF SCHEDULE	RPI	RPI	RPI	RPI
DIV. I ONLY	7- 14	260	5- 5	190	321	241	241	28	28	
DIV. I NON-CONF.	2- 9	293	0- 2	82	275	223	223	28	28	
TOTALS	RPI 1-25	RPI 26-50	W-L RECORDS	RPI 51-100	RPI 101-150	RPI 150+				
7- 14	0- 0	0- 2	OVERALL	0- 4	1- 1	6- 7				
3- 5	0- 0	0- 0	HOME	0- 2	1- 0	2- 3				
4- 8	0- 0	0- 2	AWAY	0- 2	0- 1	4- 3				
0- 1	0- 0	0- 0	NEUTRAL	0- 0	0- 0	0- 1				
2- 9	0- 0	0- 2	NON-CONFERENCE	0- 4	0- 1	2- 2				
0- 3	0- 0	0- 0	HOME	0- 2	0- 0	0- 1				
2- 5	0- 0	0- 2	AWAY	0- 2	0- 1	2- 0				
0- 1	0- 0	0- 0	NEUTRAL	0- 0	0- 0	0- 1				
5- 5	0- 0	0- 0	CONFERENCE	0- 0	1- 0	4- 5				
3- 2	0- 0	0- 0	HOME	0- 0	1- 0	2- 2				
2- 3	0- 0	0- 0	AWAY	0- 0	0- 0	2- 3				
0- 0	0- 0	0- 0	NEUTRAL	0- 0	0- 0	0- 0				

RPI S	Opponent	Score	RPI S	Opponent	Score	RPI S	Opponent	Score	RPI S	Opponent	Score	Team's RPI: 241
43	A Virginia Tech	36 67	77	A Gonzaga	39 79	124	A East Carolina	46 54				
48	A Indiana	37 71	78	H Belmont	58 83	128	H Radford	58 54				
			88	A Charlotte	63 71	207	N Texas Southern	62 74				
			94	H Chattanooga	48 56	223	H Campbell	39 49				
						224	H UNC Asheville	60 67				
						254	A UNCG	69 62				
						269	A Liberty	60 68				
						279	A Charleston So.	34 52				
						279	H Charleston So.	50 48				
						290	A Gardner-Webb	56 55				
						293	A High Point	60 87				
						318	H USC Upstate	48 55				
						325	A Winthrop	78 39				
						335	H Longwood	65 55				
						345	A N.C. Central	72 63				
LAST 12 Division I GAMES:												
279	A Charleston So.	34 52	223	H Campbell	39 49							
128	H Radford	58 54	269	A Liberty	60 68							
293	A High Point	60 87	290	A Gardner-Webb	56 55							
224	H UNC Asheville	60 67	335	H Longwood	65 55							
325	A Winthrop	78 39	94	H Chattanooga	48 56							
279	H Charleston So.	50 48	78	H Belmont	58 83							

Non-Div I Games:

Presbyterian

Loss, Non-Conf, S Site, H Home A Away N Neutral

Average RPI Win:	218	WON-LOST	WINNING	LAST 10	STRENGTH OF	OPP. STRENGTH	TEAM	ADJ.	CONF.	ADJ CONF.
Average RPI Loss:	90	RECORD	PCT. RANK	GAMES	SCHEDULE	OF SCHEDULE	RPI	RPI	RPI	RPI
DIV. I ONLY	9- 9	167	5- 5	143	106	173	173	9	9	
DIV. I NON-CONF.	6- 7	182	4- 3	223	72	194	194	9	9	
TOTALS	RPI 1-25	RPI 26-50	W-L RECORDS	RPI 51-100	RPI 101-150	RPI 150+				
9- 9	0- 1	1- 1	OVERALL	0- 2	1- 4	7- 1				
7- 4	0- 0	1- 0	HOME	0- 1	1- 2	5- 1				
2- 5	0- 1	0- 1	AWAY	0- 1	0- 2	2- 0				
0- 0	0- 0	0- 0	NEUTRAL	0- 0	0- 0	0- 0				
6- 7	0- 1	0- 1	NON-CONFERENCE	0- 2	0- 3	6- 0				
4- 2	0- 0	0- 0	HOME	0- 1	0- 1	4- 0				
2- 5	0- 1	0- 1	AWAY	0- 1	0- 2	2- 0				
0- 0	0- 0	0- 0	NEUTRAL	0- 0	0- 0	0- 0				
3- 2	0- 0	1- 0	CONFERENCE	0- 0	1- 1	1- 1				
3- 2	0- 0	1- 0	HOME	0- 0	1- 1	1- 1				
0- 0	0- 0	0- 0	AWAY	0- 0	0- 0	0- 0				
0- 0	0- 0	0- 0	NEUTRAL	0- 0	0- 0	0- 0				

RPI S	Opponent	Score	RPI S	Opponent	Score	RPI S	Opponent	Score	RPI S	Opponent	Score	Team's RPI: 173
18	A Kansas St.	42 60	36	H Harvard	63 58	56	A George Washington	45 56	106	A Delaware	62 66	
			50	A Georgia Tech	51 67	65	H Dayton	56 62	115	A Fordham	55 57	
									121	H Penn	57 62	
									126	H Rider	62 70	
									150	H Yale	74 62	
									155	H Brown	88 98	
									185	H Seton Hall	94 67	
									187	H Rutgers	64 34	
									212	H Dartmouth	85 55	
									229	A UMBC	69 58	
									297	A Lipscomb	71 43	
									324	H Lafayette	65 27	
									340	H Wagner	107 44	
LAST 12 Division I GAMES:												
36	H Harvard	63 58	50	A Georgia Tech	51 67							
212	H Dartmouth	85 55	340	H Wagner	107 44							
150	H Yale	74 62	18	A Kansas St.	42 60							
155	H Brown	88 98	115	A Fordham	55 57							
121	H Penn	57 62	324	H Lafayette	65 27							
297	A Lipscomb	71 43	185	H Seton Hall	94 67							

Non-Div I Games:

Princeton

■ Loss,
■ Non-Conf, S Site,
■ Home
■ Away
N Neutral

Providence

Through Games Of Feb. 4, 2017

Average RPI Win:	209	WON-LOST	WINNING	LAST 10	STRENGTH OF	OPP. STRENGTH	TEAM	ADJ.	CONF.	ADJ CONF.
Average RPI Loss:	89	RECORD	PCT. RANK	GAMES	SCHEDULE	OF SCHEDULE	RPI	RPI	RPI	RPI
DIV. I ONLY	10- 13	209	1- 9	115	81	159	159	7	7	
DIV. I NON-CONF.	8- 3	67	0- 0	277	259	104	104	7	7	
TOTALS	RPI 1-25	RPI 26-50	W-L RECORDS	RPI 51-100	RPI 101-150	RPI 150+				
10- 13	0- 3	1- 3	OVERALL	0- 2	0- 1	9- 4				
5- 5	0- 2	1- 1	HOME	0- 1	0- 0	4- 1				
3- 8	0- 1	0- 2	AWAY	0- 1	0- 1	3- 3				
2- 0	0- 0	0- 0	NEUTRAL	0- 0	0- 0	2- 0				
8- 3	0- 0	0- 0	NON-CONFERENCE	0- 0	0- 1	8- 2				
3- 0	0- 0	0- 0	HOME	0- 0	0- 0	3- 0				
3- 3	0- 0	0- 0	AWAY	0- 0	0- 1	3- 2				
2- 0	0- 0	0- 0	NEUTRAL	0- 0	0- 0	2- 0				
2- 10	0- 3	1- 3	CONFERENCE	0- 2	0- 0	1- 2				
2- 5	0- 2	1- 1	HOME	0- 1	0- 0	1- 1				
0- 5	0- 1	0- 2	AWAY	0- 1	0- 0	0- 1				
0- 0	0- 0	0- 0	NEUTRAL	0- 0	0- 0	0- 0				

RPI S Opponent	Score	RPI S Opponent	Score	RPI S Opponent	Score	RPI S Opponent	Score	Team's RPI: 159
15 A DePaul	56 61	40 A Marquette	74 79	68 H Villanova	59 64	145 A Columbia	64 66	
15 H DePaul	55 64	40 H Marquette	66 64	83 A St. John's (NY)	50 60	151 A Hartford	77 65	
23 H Creighton	51 58	41 A Georgetown	70 72			155 A Brown	70 77	
		41 H Georgetown	39 71			172 H Xavier	51 54	
						174 A Boston College	53 57	
						185 A Seton Hall	43 55	
						204 H Binghamton	71 58	
						216 N Miami (OH)	75 59	
						220 A UNCW	65 49	
						225 A Monmouth	62 58	
						228 H Colgate	92 85	
						231 H Butler	68 51	
						282 H North Dakota St.	86 63	
						292 N Bryant	62 51	
LAST 12 Division I GAMES:								
41 A Georgetown	70 72	41 H Georgetown	39 71					
15 H DePaul	55 64	68 H Villanova	59 64					
40 H Marquette	66 64	40 A Marquette	74 79					
83 A St. John's (NY)	50 60	15 A DePaul	56 61					
185 A Seton Hall	43 55	231 H Butler	68 51					
23 H Creighton	51 58	172 H Xavier	51 54					

Non-Div I Games:

Providence

Loss, Non-Conf, S Site, H Home A Away N Neutral

Average RPI Win:	173	WON-LOST	WINNING	LAST 10	STRENGTH OF	OPP. STRENGTH	TEAM	ADJ.	CONF.	ADJ CONF.
Average RPI Loss:	69	RECORD	PCT. RANK	GAMES	SCHEDULE	OF SCHEDULE	RPI	RPI	RPI	RPI
DIV. I ONLY	14- 9	119	5- 5	83	80	98	98	6	6	
DIV. I NON-CONF.	9- 5	112	2- 1	199	120	144	144	6	6	
TOTALS	RPI 1-25	RPI 26-50	W-L RECORDS	RPI 51-100	RPI 101-150	RPI 150+				
14- 9	0- 2	2- 3	OVERALL	2- 2	2- 1	8- 1				
8- 4	0- 1	1- 1	HOME	2- 1	0- 0	5- 1				
4- 3	0- 0	1- 2	AWAY	0- 0	2- 1	1- 0				
2- 2	0- 1	0- 0	NEUTRAL	0- 1	0- 0	2- 0				
9- 5	0- 1	0- 0	NON-CONFERENCE	1- 2	2- 1	6- 1				
5- 2	0- 0	0- 0	HOME	1- 1	0- 0	4- 1				
2- 1	0- 0	0- 0	AWAY	0- 0	2- 1	0- 0				
2- 2	0- 1	0- 0	NEUTRAL	0- 1	0- 0	2- 0				
5- 4	0- 1	2- 3	CONFERENCE	1- 0	0- 0	2- 0				
3- 2	0- 1	1- 1	HOME	1- 0	0- 0	1- 0				
2- 2	0- 0	1- 2	AWAY	0- 0	0- 0	1- 0				
0- 0	0- 0	0- 0	NEUTRAL	0- 0	0- 0	0- 0				

RPI 1-25				RPI 26-50				RPI 51-100				Team's RPI: 98	RPI 101+			
RPI	S	Opponent	Score	RPI	S	Opponent	Score	RPI	S	Opponent	Score		RPI	S	Opponent	Score
9	N	Stanford	69 78	29	H	Ohio St.	56 61	68	N	Villanova	44 58		129	A	Ball St.	58 42
19	H	Maryland	70 85	42	A	Northwestern	60 76	74	H	IUPUI	62 67		133	A	Pittsburgh	67 61
				46	A	Michigan St.	76 66	84	H	Central Mich.	62 51		134	A	Maine	47 67
				46	H	Michigan St.	66 54	96	H	Penn St.	64 51		175	N	Northeastern	79 54
				48	A	Indiana	60 74						176	N	Wichita St.	86 49
													178	H	Nebraska	88 45
													202	H	Southern Ill.	61 64
													203	A	Wisconsin	79 57
													228	H	Colgate	71 51
													265	H	Eastern Mich.	77 50
													318	H	USC Upstate	71 41
													345	H	N.C. Central	61 27
LAST 12 Division I GAMES:																
				19	H	Maryland	70 85					96	H	Penn St.	64 51	
				178	H	Nebraska	88 45					46	H	Michigan St.	66 54	
				46	A	Michigan St.	76 66					42	A	Northwestern	60 76	
				48	A	Indiana	60 74					74	H	IUPUI	62 67	
				29	H	Ohio St.	56 61					265	H	Eastern Mich.	77 50	
				203	A	Wisconsin	79 57					345	H	N.C. Central	61 27	

Non-Div I Games:

Purdue

■ Loss,
■ Non-Conf, S Site,
■ Home
■ Away
N Neutral

Quinnipiac

Through Games Of Feb. 4, 2017

Average RPI Win:	195	WON-LOST	WINNING	LAST 10	STRENGTH OF	OPP. STRENGTH	TEAM	ADJ.	CONF.	ADJ CONF.
Average RPI Loss:	106	RECORD	PCT. RANK	GAMES	SCHEDULE	OF SCHEDULE	RPI	RPI	RPI	RPI
DIV. I ONLY	18- 6	41	7- 3	117	174	53	53	17	17	
DIV. I NON-CONF.	7- 3	83	0- 0	9	114	19	19	17	17	
TOTALS	RPI 1-25	RPI 26-50	W-L RECORDS	RPI 51-100	RPI 101-150	RPI 150+				
18- 6	0- 1	0- 2	OVERALL	3- 0	2- 0	13- 3				
9- 1	0- 0	0- 1	HOME	1- 0	1- 0	7- 0				
7- 4	0- 0	0- 0	AWAY	1- 0	1- 0	5- 1				
2- 1	0- 1	0- 0	NEUTRAL	1- 0	0- 0	1- 0				
7- 3	0- 1	0- 2	NON-CONFERENCE	3- 0	0- 0	4- 0				
2- 1	0- 0	0- 1	HOME	1- 0	0- 0	1- 0				
3- 1	0- 0	0- 1	AWAY	1- 0	0- 0	2- 0				
2- 1	0- 1	0- 0	NEUTRAL	1- 0	0- 0	1- 0				
11- 3	0- 0	0- 0	CONFERENCE	0- 0	2- 0	9- 3				
7- 0	0- 0	0- 0	HOME	0- 0	1- 0	6- 0				
4- 3	0- 0	0- 0	AWAY	0- 0	1- 0	3- 3				
0- 0	0- 0	0- 0	NEUTRAL	0- 0	0- 0	0- 0				

RPI 1-25				RPI 26-50				RPI 51-100				Team's RPI: 53		RPI 101+			
RPI	S	Opponent	Score	RPI	S	Opponent	Score	RPI	S	Opponent	Score			RPI	S	Opponent	Score
6	N	Oregon St.	60 75	32	A	Temple	68 71	65	A	Dayton	63 60			126	A	Rider	91 79
				46	H	Michigan St.	54 71	89	H	FGCU	66 56			126	H	Rider	79 53
								100	N	Long Beach St.	63 60			151	A	Hartford	82 59
														152	A	Iona	44 58
														175	H	Northeastern	76 59
														177	A	Fairfield	52 65
														177	H	Fairfield	60 55
														197	N	New Mexico St.	49 46
														199	H	Siena	73 47
														221	A	Niagara	71 64
														221	H	Niagara	61 45
														225	A	Monmouth	58 61
														225	H	Monmouth	74 54
														240	A	Canisius	64 53
														267	H	Manhattan	81 38
														304	A	Holy Cross	78 55
														313	A	Saint Peter's	84 51
														313	H	Saint Peter's	82 47
LAST 12 Division I GAMES:																	
				225	H	Monmouth	74 54					177	H	Fairfield	60 55		
				177	A	Fairfield	52 65					267	H	Manhattan	81 38		
				152	A	Iona	44 58					240	A	Canisius	64 53		
				221	H	Niagara	61 45					221	A	Niagara	71 64		
				126	H	Rider	79 53					313	H	Saint Peter's	82 47		
				225	A	Monmouth	58 61					126	A	Rider	91 79		

Non-Div I Games:

Quinnipiac

Loss, Non-Conf, S Site, H Home A Away N Neutral

Average RPI Win: 259		WON-LOST	WINNING	LAST 10	STRENGTH OF	OPP. STRENGTH	TEAM	ADJ.	CONF.	ADJ CONF.
Average RPI Loss: 146		RECORD	PCT. RANK	GAMES	SCHEDULE	OF SCHEDULE	RPI	RPI	RPI	RPI
DIV. I ONLY		14- 5	52	8- 2	329	198	128	128	28	28
DIV. I NON-CONF.		6- 3	97	0- 1	246	41	84	84	28	28
TOTALS		RPI 1-25	RPI 26-50	W-L RECORDS		RPI 51-100	RPI 101-150	RPI 150+		
14- 5	0- 1	0- 1		OVERALL		1- 0	0- 0	13- 3		
7- 0	0- 0	0- 0		HOME		0- 0	0- 0	7- 0		
7- 5	0- 0	0- 1		AWAY		1- 0	0- 0	6- 0		
0- 0	0- 0	0- 0		NEUTRAL		0- 0	0- 0	0- 0		
6- 3	0- 1	0- 1		NON-CONFERENCE		1- 0	0- 0	5- 1		
2- 0	0- 0	0- 0		HOME		0- 0	0- 0	2- 0		
4- 3	0- 1	0- 1		AWAY		1- 0	0- 0	3- 1		
0- 0	0- 0	0- 0		NEUTRAL		0- 0	0- 0	0- 0		
8- 2	0- 0	0- 0		CONFERENCE		0- 0	0- 0	8- 2		
5- 0	0- 0	0- 0		HOME		0- 0	0- 0	5- 0		
3- 2	0- 0	0- 0		AWAY		0- 0	0- 0	3- 2		
0- 0	0- 0	0- 0		NEUTRAL		0- 0	0- 0	0- 0		

RPI 1-25				RPI 26-50				RPI 51-100				RPI 101+				Team's RPI: 128	
RPI	S	Opponent	Score	RPI	S	Opponent	Score	RPI	S	Opponent	Score	RPI	S	Opponent	Score		
16	A	Kentucky	36 59	43	A	Virginia Tech	52 71	62	A	Wake Forest	68 60	152	A	George Mason	56 70		
												184	A	Appalachian St.	57 54		
												223	A	Campbell	61 42		
												224	A	UNC Asheville	64 62		
												241	A	Presbyterian	54 58		
												254	A	UNCG	70 54		
												269	H	Liberty	76 68		
												278	H	Tennessee Tech	79 46		
												279	A	Charleston So.	45 57		
												281	A	Davidson	44 40		
												288	H	Western Caro.	67 39		
												290	H	Gardner-Webb	67 57		
												293	H	High Point	59 56		
												325	A	Winthrop	60 50		
												325	H	Winthrop	74 49		
												335	H	Longwood	73 55		
LAST 12 Division I GAMES:																	
				325	H	Winthrop	74 49					335	H	Longwood	73 55		
				241	A	Presbyterian	54 58					223	A	Campbell	61 42		
				224	A	UNC Asheville	64 62					325	A	Winthrop	60 50		
				269	H	Liberty	76 68					290	H	Gardner-Webb	67 57		
				279	A	Charleston So.	45 57					43	A	Virginia Tech	52 71		
				293	H	High Point	59 56					16	A	Kentucky	36 59		

Non-Div I Games:	Concord	78	51	Davis & Elkins	67	57
------------------	---------	----	----	----------------	----	----

Radford

Loss, Non-Conf, S Site, H Home A Away N Neutral

Rhode Island

Through Games Of Feb. 4, 2017

Average RPI Win:	244	WON-LOST	WINNING	LAST 10	STRENGTH OF	OPP. STRENGTH	TEAM	ADJ.	CONF.	ADJ CONF.
Average RPI Loss:	152	RECORD	PCT. RANK	GAMES	SCHEDULE	OF SCHEDULE	RPI	RPI	RPI	RPI
DIV. I ONLY	4- 18	320	0- 10	162	199	294	294	12	12	
DIV. I NON-CONF.	4- 8	230	0- 2	209	202	241	241	12	12	
TOTALS	RPI 1-25	RPI 26-50	W-L RECORDS	RPI 51-100	RPI 101-150	RPI 150+				
4- 18	0- 0	0- 2	OVERALL	0- 2	0- 6	4- 8				
2- 8	0- 0	0- 1	HOME	0- 0	0- 4	2- 3				
2- 9	0- 0	0- 1	AWAY	0- 2	0- 2	2- 4				
0- 1	0- 0	0- 0	NEUTRAL	0- 0	0- 0	0- 1				
4- 8	0- 0	0- 2	NON-CONFERENCE	0- 1	0- 2	4- 3				
2- 3	0- 0	0- 1	HOME	0- 0	0- 1	2- 1				
2- 4	0- 0	0- 1	AWAY	0- 1	0- 1	2- 1				
0- 1	0- 0	0- 0	NEUTRAL	0- 0	0- 0	0- 1				
0- 10	0- 0	0- 0	CONFERENCE	0- 1	0- 4	0- 5				
0- 5	0- 0	0- 0	HOME	0- 0	0- 3	0- 2				
0- 5	0- 0	0- 0	AWAY	0- 1	0- 1	0- 3				
0- 0	0- 0	0- 0	NEUTRAL	0- 0	0- 0	0- 0				

RPI	S	Opponent	Score	RPI	S	Opponent	Score	RPI	S	Opponent	Score	RPI	S	Opponent	Score	Team's RPI: 294
34	A	Syracuse	49 95	65	A	Dayton	51 81	107	H	Saint Louis	50 68	115	H	Fordham	69 74	
46	H	Michigan St.	48 85	87	A	Toledo	50 65	121	H	Penn	43 75	123	A	VCU	57 68	
								139	H	Saint Joseph's	49 75	142	A	Kansas	36 72	
								155	A	Brown	65 76	171	A	La Salle	51 70	
								171	H	La Salle	49 58	177	A	Fairfield	72 65	
								212	H	Dartmouth	52 62	219	A	St. Bonaventure	69 78	
								227	H	Samford	78 63	233	H	Marist	82 61	
								238	H	Richmond	53 58	292	N	Bryant	56 62	
								298	A	Massachusetts	67 68	338	A	UMass Lowell	64 57	
LAST 12 Division I GAMES:																
171	H	La Salle	49 58	171	A	La Salle	51 70									
65	A	Dayton	51 81	298	A	Massachusetts	67 68									
139	H	Saint Joseph's	49 75	115	H	Fordham	69 74									
107	H	Saint Louis	50 68	219	A	St. Bonaventure	69 78									
123	A	VCU	57 68	212	H	Dartmouth	52 62									
238	H	Richmond	53 58	142	A	Kansas	36 72									

Non-Div I Games:

Rhode Island

■ Loss,
 ■ Non-Conf,
 ■ S Site,
 ■ H Home
 ■ A Away
 N Neutral

Average RPI Win:	252	WON-LOST	WINNING	LAST 10	STRENGTH OF	OPP. STRENGTH	TEAM	ADJ.	CONF.	ADJ CONF.
Average RPI Loss:	121	RECORD	PCT. RANK	GAMES	SCHEDULE	OF SCHEDULE	RPI	RPI	RPI	RPI
DIV. I ONLY	11- 9	143	3- 7	236	207	180	180	14	14	
DIV. I NON-CONF.	8- 2	49	1- 0	332	315	133	133	16	16	
TOTALS	RPI 1-25	RPI 26-50	W-L RECORDS	RPI 51-100	RPI 101-150	RPI 150+				
11- 9	0- 0	0- 1	OVERALL	1- 3	1- 2	9- 3				
5- 4	0- 0	0- 0	HOME	0- 1	1- 1	4- 2				
6- 5	0- 0	0- 1	AWAY	1- 2	0- 1	5- 1				
0- 0	0- 0	0- 0	NEUTRAL	0- 0	0- 0	0- 0				
8- 2	0- 0	0- 1	NON-CONFERENCE	0- 1	0- 0	8- 0				
4- 0	0- 0	0- 0	HOME	0- 0	0- 0	4- 0				
4- 2	0- 0	0- 1	AWAY	0- 1	0- 0	4- 0				
0- 0	0- 0	0- 0	NEUTRAL	0- 0	0- 0	0- 0				
3- 7	0- 0	0- 0	CONFERENCE	1- 2	1- 2	1- 3				
1- 4	0- 0	0- 0	HOME	0- 1	1- 1	0- 2				
2- 3	0- 0	0- 0	AWAY	1- 1	0- 1	1- 1				
0- 0	0- 0	0- 0	NEUTRAL	0- 0	0- 0	0- 0				

RPI 1-25				RPI 26-50				RPI 51-100				RPI 101+				Team's RPI: 180	
RPI	S	Opponent	Score	RPI	S	Opponent	Score	RPI	S	Opponent	Score	RPI	S	Opponent	Score		
				27	A	LSU	55 66	57	A	Oklahoma St.	51 65	116	H	Southern Miss.	76 68		
								88	A	Charlotte	55 52	131	A	Old Dominion	66 81		
								88	H	Charlotte	51 69	131	H	Old Dominion	47 59		
								92	A	Middle Tenn.	61 71	161	H	Louisiana Tech	67 70		
												200	A	North Texas	51 49		
												200	H	North Texas	69 77		
												205	A	UAB	61 62		
												207	A	Texas Southern	52 49		
												222	H	Grand Canyon	64 50		
												289	H	Prairie View	68 57		
												305	H	A&M-Corpus Christi	70 36		
												332	A	La.-Monroe	93 50		
												336	A	Incarinate Word	60 43		
												337	A	Houston Baptist	79 53		
												343	H	Sam Houston St.	77 51		
LAST 12 Division I GAMES:																	
200	H	North Texas	69 77	205	A	UAB	61 62										
88	A	Charlotte	55 52	92	A	Middle Tenn.	61 71										
131	A	Old Dominion	66 81	88	H	Charlotte	51 69										
116	H	Southern Miss.	76 68	131	H	Old Dominion	47 59										
161	H	Louisiana Tech	67 70	332	A	La.-Monroe	93 50										
200	A	North Texas	51 49	305	H	A&M-Corpus Christi	70 36										

Non-Div I Games: Huston-Tillotson 96 62

Rice

Average RPI Win:	266	WON-LOST	WINNING	LAST 10	STRENGTH OF	OPP. STRENGTH	TEAM	ADJ.	CONF.	ADJ CONF.
Average RPI Loss:	132	RECORD	PCT. RANK	GAMES	SCHEDULE	OF SCHEDULE	RPI	RPI	RPI	RPI
DIV. I ONLY	10- 13	209	4- 6	266	192	238	238	12	12	
DIV. I NON-CONF.	6- 7	182	2- 0	265	306	247	247	12	12	
TOTALS	RPI 1-25	RPI 26-50	W-L RECORDS	RPI 51-100	RPI 101-150	RPI 150+				
10- 13	0- 0	0- 0	OVERALL	0- 1	1- 8	9- 4				
4- 7	0- 0	0- 0	HOME	0- 1	1- 4	3- 2				
4- 5	0- 0	0- 0	AWAY	0- 0	0- 4	4- 1				
2- 1	0- 0	0- 0	NEUTRAL	0- 0	0- 0	2- 1				
6- 7	0- 0	0- 0	NON-CONFERENCE	0- 1	0- 4	6- 2				
2- 4	0- 0	0- 0	HOME	0- 1	0- 3	2- 0				
2- 2	0- 0	0- 0	AWAY	0- 0	0- 1	2- 1				
2- 1	0- 0	0- 0	NEUTRAL	0- 0	0- 0	2- 1				
4- 6	0- 0	0- 0	CONFERENCE	0- 0	1- 4	3- 2				
2- 3	0- 0	0- 0	HOME	0- 0	1- 1	1- 2				
2- 3	0- 0	0- 0	AWAY	0- 0	0- 3	2- 0				
0- 0	0- 0	0- 0	NEUTRAL	0- 0	0- 0	0- 0				

RPI 1-25				RPI 26-50				RPI 51-100				RPI 101+				Team's RPI: 238	
RPI	S	Opponent	Score	RPI	S	Opponent	Score	RPI	S	Opponent	Score	RPI	S	Opponent	Score		
								58	H	Virginia	56	63	114	A	Duquesne	61	73
													115	A	Fordham	41	67
													117	A	William & Mary	39	67
													121	H	Penn	44	47
													123	A	VCU	55	62
													123	H	VCU	55	57
													124	H	East Carolina	60	71
													139	H	Saint Joseph's	70	52
													145	H	Columbia	58	65
													152	H	George Mason	50	54
													157	A	Hampton	45	72
													171	H	La Salle	58	63
													184	H	Appalachian St.	55	46
													194	N	Cleveland St.	65	69
													219	H	St. Bonaventure	61	54
													256	A	Furman	54	48
													269	N	Liberty	63	54
													281	A	Davidson	61	52
													294	A	Rhode Island	58	53
													330	A	Fla. Atlantic	77	67
													341	N	Florida A&M	64	51
													348	H	Morgan St.	54	37
LAST 12 Division I GAMES:																	
123	H	VCU	55	57	115	A	Fordham	41	67								
281	A	Davidson	61	52	219	H	St. Bonaventure	61	54								
114	A	Duquesne	61	73	123	A	VCU	55	62								
152	H	George Mason	50	54	139	H	Saint Joseph's	70	52								
171	H	La Salle	58	63	348	H	Morgan St.	54	37								
294	A	Rhode Island	58	53	256	A	Furman	54	48								

Non-Div I Games:

Richmond

■ Loss,
 ■ Non-Conf,
 ■ S Site,
 ■ H Home
 ■ A Away
 N Neutral

Average RPI Win: 240		WON-LOST	WINNING	LAST 10	STRENGTH OF	OPP. STRENGTH	TEAM	ADJ.	CONF.	ADJ CONF.
Average RPI Loss: 138		RECORD	PCT. RANK	GAMES	SCHEDULE	OF SCHEDULE	RPI	RPI	RPI	RPI
DIV. I ONLY		17- 6	47	8- 2	300	203	126	126	17	17
DIV. I NON-CONF.		6- 3	97	0- 0	309	260	153	153	17	17
TOTALS		RPI 1-25	RPI 26-50	W-L RECORDS	RPI 51-100	RPI 101-150	RPI 150+			
17- 6	0- 0		0- 0	OVERALL	0- 2	0- 1	17- 3			
7- 2	0- 0		0- 0	HOME	0- 1	0- 0	7- 1			
10- 3	0- 0		0- 0	AWAY	0- 1	0- 1	10- 1			
0- 1	0- 0		0- 0	NEUTRAL	0- 0	0- 0	0- 1			
6- 3	0- 0		0- 0	NON-CONFERENCE	0- 0	0- 1	6- 2			
3- 0	0- 0		0- 0	HOME	0- 0	0- 0	3- 0			
3- 2	0- 0		0- 0	AWAY	0- 0	0- 1	3- 1			
0- 1	0- 0		0- 0	NEUTRAL	0- 0	0- 0	0- 1			
11- 3	0- 0		0- 0	CONFERENCE	0- 2	0- 0	11- 1			
4- 2	0- 0		0- 0	HOME	0- 1	0- 0	4- 1			
7- 1	0- 0		0- 0	AWAY	0- 1	0- 0	7- 0			
0- 0	0- 0		0- 0	NEUTRAL	0- 0	0- 0	0- 0			

RPI 1-25				RPI 26-50				RPI 51-100				RPI 101+				Team's RPI: 126	
RPI	S	Opponent	Score	RPI	S	Opponent	Score	RPI	S	Opponent	Score	RPI	S	Opponent	Score		
								53	A	Quinnipiac	53	79	140	A	UCF	30	49
								53	H	Quinnipiac	79	91	152	H	Iona	85	65
													154	A	Towson	79	75
													171	H	La Salle	74	61
													173	A	Princeton	70	62
													177	H	Fairfield	67	68
													185	A	Seton Hall	81	89
													199	A	Siena	62	61
													199	H	Siena	72	70
													219	N	St. Bonaventure	47	60
													221	A	Niagara	78	58
													225	A	Monmouth	71	69
													233	A	Marist	69	56
													240	A	Canisius	71	70
													267	A	Manhattan	53	36
													267	H	Manhattan	73	64
													312	A	Lehigh	75	68
													313	A	Saint Peter's	56	43
													313	H	Saint Peter's	47	46
													319	H	St. Francis Brooklyn	77	60
													324	H	Lafayette	76	58
LAST 12 Division I GAMES:																	
				199	H	Siena	72 70					177	H	Fairfield	67	68	
				225	A	Monmouth	71 69					233	A	Marist	69	56	
				313	H	Saint Peter's	47 46					199	A	Siena	62	61	
				267	H	Manhattan	73 64					267	A	Manhattan	53	36	
				53	A	Quinnipiac	53 79					152	H	Iona	85	65	
				313	A	Saint Peter's	56 43					53	H	Quinnipiac	79	91	

Non-Div I Games:

Rider

Loss, Non-Conf, S Site, H Home A Away N Neutral

RECORDS				THROUGH GAMES OF FEB. 17, 1917						
Average RPI Win:	292	WON-LOST	WINNING	LAST 10	STRENGTH OF	OPP. STRENGTH	TEAM	ADJ.	CONF.	ADJ CONF.
Average RPI Loss:	180	RECORD	PCT. RANK	GAMES	SCHEDULE	OF SCHEDULE	RPI	RPI	RPI	RPI
DIV. I ONLY	12- 9	135	8- 2	331	318	217	217	31	31	
DIV. I NON-CONF.	4- 6	209	1- 0	293	201	220	220	32	32	

TOTALS	RPI 1-25		RPI 26-50		W-L RECORDS		RPI 51-100		RPI 101-150	RPI 150+
12- 9	0- 0		0- 0		OVERALL		0- 1		1- 3	11- 5
4- 3	0- 0		0- 0		HOME		0- 0		0- 0	4- 3
8- 5	0- 0		0- 0		AWAY		0- 1		1- 2	7- 2
0- 1	0- 0		0- 0		NEUTRAL		0- 0		0- 1	0- 0
4- 6	0- 0		0- 0		NON-CONFERENCE		0- 1		1- 3	3- 2
1- 1	0- 0		0- 0		HOME		0- 0		0- 0	1- 1
3- 4	0- 0		0- 0		AWAY		0- 1		1- 2	2- 1
0- 1	0- 0		0- 0		NEUTRAL		0- 0		0- 1	0- 0
8- 3	0- 0		0- 0		CONFERENCE		0- 0		0- 0	8- 3
3- 2	0- 0		0- 0		HOME		0- 0		0- 0	3- 2
5- 1	0- 0		0- 0		AWAY		0- 0		0- 0	5- 1
0- 0	0- 0		0- 0		NEUTRAL		0- 0		0- 0	0- 0

RPI 1-25				RPI 26-50				RPI 51-100				RPI 101+				Team's RPI: 217	
RPI	S	Opponent	Score	RPI	S	Opponent	Score	RPI	S	Opponent	Score	RPI	S	Opponent	Score		
								51	A	Iowa	60	81	106	A	Delaware	65	67
												108	A	Vanderbilt	59	75	
												109	A	Kent St.	68	65	
												132	N	Stetson	60	68	
												193	A	Sacred Heart	59	69	
												215	A	Saint Francis (PA)	70	68	
												215	H	Saint Francis (PA)	55	70	
												225	H	Monmouth	56	69	
												252	H	Howard	59	42	
												268	A	FIU	57	59	
												292	H	Bryant	62	46	
												309	H	Central Conn. St.	55	46	
												319	A	St. Francis Brooklyn	61	54	
												319	H	St. Francis Brooklyn	49	56	
												321	A	Mt. St. Mary's	50	44	
												324	A	Lafayette	62	51	
												333	H	LIU Brooklyn	83	42	
												340	A	Wagner	82	63	
												346	A	Fairleigh Dickinson	66	64	
												348	A	Morgan St.	58	44	
LAST 12 Division I GAMES:																	
				319	A	St. Francis Brooklyn	61	54	340	A	Wagner	82	63				
				215	A	Saint Francis (PA)	70	68	333	H	LIU Brooklyn	83	42				
				321	A	Mt. St. Mary's	50	44	319	H	St. Francis Brooklyn	49	56				
				309	H	Central Conn. St.	55	46	346	A	Fairleigh Dickinson	66	64				
				292	H	Bryant	62	46	193	A	Sacred Heart	59	69				
				215	H	Saint Francis (PA)	55	70	348	A	Morgan St.	58	44				

Non-Div I Games:	Point Park	69	52
------------------	------------	----	----

Robert Morris

Loss, Non-Conf, S Site, H Home A Away N Neutral

Average RPI Win:	147	WON-LOST	WINNING	LAST 10	STRENGTH OF	OPP. STRENGTH	TEAM	ADJ.	CONF.	ADJ CONF.
Average RPI Loss:	77	RECORD	PCT. RANK	GAMES	SCHEDULE	OF SCHEDULE	RPI	RPI	RPI	RPI
DIV. I ONLY	6- 17	293	3- 7	33	53	187	187	6	6	
DIV. I NON-CONF.	3- 10	280	1- 1	21	52	193	193	6	6	
TOTALS	RPI 1-25	RPI 26-50	W-L RECORDS	RPI 51-100	RPI 101-150	RPI 150+				
6- 17	0- 3	1- 4	OVERALL	2- 6	0- 0	3- 4				
6- 6	0- 1	1- 3	HOME	2- 2	0- 0	3- 0				
0- 11	0- 2	0- 1	AWAY	0- 4	0- 0	0- 4				
0- 0	0- 0	0- 0	NEUTRAL	0- 0	0- 0	0- 0				
3- 10	0- 2	0- 2	NON-CONFERENCE	1- 4	0- 0	2- 2				
3- 4	0- 1	0- 2	HOME	1- 1	0- 0	2- 0				
0- 6	0- 1	0- 0	AWAY	0- 3	0- 0	0- 2				
0- 0	0- 0	0- 0	NEUTRAL	0- 0	0- 0	0- 0				
3- 7	0- 1	1- 2	CONFERENCE	1- 2	0- 0	1- 2				
3- 2	0- 0	1- 1	HOME	1- 1	0- 0	1- 0				
0- 5	0- 1	0- 1	AWAY	0- 1	0- 0	0- 2				
0- 0	0- 0	0- 0	NEUTRAL	0- 0	0- 0	0- 0				

RPI	S	Opponent	Score	RPI	S	Opponent	Score	RPI	S	Opponent	Score	RPI	S	Opponent	Score	Team's RPI: 187
11	H	Duke	32 68	31	A	Michigan	50 63	51	A	Iowa	57 71	163	A	Houston	51 53	
19	A	Maryland	71 80	32	H	Temple	37 48	51	H	Iowa	59 71	173	A	Princeton	34 64	
25	A	Elon	54 66	42	H	Northwestern	37 55	58	A	Virginia	54 62	178	A	Nebraska	58 62	
				44	H	James Madison	76 82	61	H	Bucknell	57 53	185	H	Seton Hall	53 45	
				46	H	Michigan St.	62 58	62	A	Wake Forest	43 55	186	A	Illinois	41 78	
								83	A	St. John's (NY)	39 65	203	H	Wisconsin	68 52	
								94	H	Chattanooga	53 66	292	H	Bryant	50 42	
								96	H	Penn St.	61 45					
LAST 12 Division I GAMES:																
51	A	Iowa	57 71	186	A	Illinois	41 78									
42	H	Northwestern	37 55	203	H	Wisconsin	68 52									
19	A	Maryland	71 80	96	H	Penn St.	61 45									
51	H	Iowa	59 71	31	A	Michigan	50 63									
46	H	Michigan St.	62 58	32	H	Temple	37 48									
178	A	Nebraska	58 62	185	H	Seton Hall	53 45									

Non-Div I Games:

Rutgers

■ Loss,
■ Non-Conf,
■ S Site,
■ H Home
■ A Away
N Neutral

Average RPI Win:	249	WON-LOST	WINNING	LAST 10	STRENGTH OF	OPP. STRENGTH	TEAM	ADJ.	CONF.	ADJ CONF.
Average RPI Loss:	124	RECORD	PCT. RANK	GAMES	SCHEDULE	OF SCHEDULE	RPI	RPI	RPI	RPI
DIV. I ONLY	14- 4	27	8- 2	304	247	111	111	27	27	
DIV. I NON-CONF.	6- 2	63	1- 0	184	100	57	57	27	27	
TOTALS	RPI 1-25	RPI 26-50	W-L RECORDS	RPI 51-100	RPI 101-150	RPI 150+				
14- 4	0- 1	0- 0	OVERALL	1- 1	1- 1	12- 1				
6- 1	0- 0	0- 0	HOME	0- 0	0- 1	6- 0				
8- 3	0- 1	0- 0	AWAY	1- 1	1- 0	6- 1				
0- 0	0- 0	0- 0	NEUTRAL	0- 0	0- 0	0- 0				
6- 2	0- 1	0- 0	NON-CONFERENCE	1- 1	0- 0	5- 0				
2- 0	0- 0	0- 0	HOME	0- 0	0- 0	2- 0				
4- 2	0- 1	0- 0	AWAY	1- 1	0- 0	3- 0				
0- 0	0- 0	0- 0	NEUTRAL	0- 0	0- 0	0- 0				
8- 2	0- 0	0- 0	CONFERENCE	0- 0	1- 1	7- 1				
4- 1	0- 0	0- 0	HOME	0- 0	0- 1	4- 0				
4- 1	0- 0	0- 0	AWAY	0- 0	1- 0	3- 1				
0- 0	0- 0	0- 0	NEUTRAL	0- 0	0- 0	0- 0				

RPI 1-25				RPI 26-50				RPI 51-100				RPI 101+ Team's RPI: 111			
RPI	S	Opponent	Score	RPI	S	Opponent	Score	RPI	S	Opponent	Score	RPI	S	Opponent	Score
21	A	Texas A&M	48 63					59	A	South Dakota	74 80	112	H	Central Ark.	63 67
								73	A	UT Arlington	65 60	130	A	Abilene Christian	70 61
												152	A	George Mason	77 76
												161	A	Louisiana Tech	60 58
												195	H	New Orleans	88 61
												260	A	McNeese	96 65
												263	A	Coppin St.	72 57
												289	H	Prairie View	88 64
												303	A	Northwestern St.	72 76
												305	H	A&M-Corpus Christi	64 56
												308	H	Nicholls St.	80 55
												329	H	Montana	54 46
												336	A	Incarinate Word	94 75
												337	H	Houston Baptist	86 49
												343	A	Sam Houston St.	83 65
LAST 12 Division I GAMES:															
303	A	Northwestern St.	72 76	130	A	Abilene Christian	70 61								
343	A	Sam Houston St.	83 65	305	H	A&M-Corpus Christi	64 56								
195	H	New Orleans	88 61	260	A	McNeese	96 65								
112	H	Central Ark.	63 67	337	H	Houston Baptist	86 49								
336	A	Incarinate Word	94 75	289	H	Prairie View	88 64								
308	H	Nicholls St.	80 55	329	H	Montana	54 46								

Non-Div I Games: Okla. Panhandle 77 43 Tex. Permian Basin 89 70 LSU-Shreveport 93 56

SFA

Loss, Non-Conf, S Site, H Home A Away N Neutral

Average RPI Win:	275	WON-LOST	WINNING	LAST 10	STRENGTH OF	OPP. STRENGTH	TEAM	ADJ.	CONF.	ADJ CONF.
Average RPI Loss:	141	RECORD	PCT. RANK	GAMES	SCHEDULE	OF SCHEDULE	RPI	RPI	RPI	RPI
DIV. I ONLY	9- 14	231	5- 5	126	309	208	208	26	26	
DIV. I NON-CONF.	3- 9	275	1- 0	41	285	206	206	26	26	
TOTALS	RPI 1-25	RPI 26-50	W-L RECORDS	RPI 51-100	RPI 101-150	RPI 150+				
9- 14	0- 0	0- 2	OVERALL	0- 4	0- 3	9- 5				
6- 2	0- 0	0- 0	HOME	0- 1	0- 0	6- 1				
2- 9	0- 0	0- 2	AWAY	0- 2	0- 2	2- 3				
1- 3	0- 0	0- 0	NEUTRAL	0- 1	0- 1	1- 1				
3- 9	0- 0	0- 2	NON-CONFERENCE	0- 3	0- 3	3- 1				
2- 1	0- 0	0- 0	HOME	0- 1	0- 0	2- 0				
0- 5	0- 0	0- 2	AWAY	0- 1	0- 2	0- 0				
1- 3	0- 0	0- 0	NEUTRAL	0- 1	0- 1	1- 1				
6- 5	0- 0	0- 0	CONFERENCE	0- 1	0- 0	6- 4				
4- 1	0- 0	0- 0	HOME	0- 0	0- 0	4- 1				
2- 4	0- 0	0- 0	AWAY	0- 1	0- 0	2- 3				
0- 0	0- 0	0- 0	NEUTRAL	0- 0	0- 0	0- 0				

RPI 1-25			RPI 26-50			RPI 51-100			RPI 101+			Team's RPI: 208
RPI	S	Opponent	Score	RPI	S	Opponent	Score	RPI	S	Opponent	Score	
30	A	Missouri	60 72	59	N	South Dakota	68 75	107	A	Saint Louis	49 90	
39	A	South Dakota St.	49 82	78	A	Belmont	67 94	108	N	Vanderbilt	63 73	
				79	A	Northern Ill.	78 97	132	A	Stetson	68 78	
				89	H	Western Ill.	74 76	189	A	Morehead St.	66 69	
								202	H	Southern Ill.	60 59	
								234	H	Tennessee St.	73 52	
								245	A	Austin Peay	62 85	
								248	H	Murray St.	77 84	
								259	N	Bethune-Cookman	78 83	
								261	A	UT Martin	70 68	
								266	H	Jacksonville St.	69 62	
								278	H	Tennessee Tech	60 49	
								285	H	Southeast Mo. St.	70 69	
								300	A	Eastern Ill.	75 59	
								314	A	Eastern Ky.	63 75	
								317	H	Illinois St.	92 80	
								331	N	Utah Valley	71 64	
LAST 12 Division I GAMES:												
266	H	Jacksonville St.	69 62	248	H	Murray St.	77 84					
78	A	Belmont	67 94	245	A	Austin Peay	62 85					
300	A	Eastern Ill.	75 59	189	A	Morehead St.	66 69					
234	H	Tennessee St.	73 52	314	A	Eastern Ky.	63 75					
261	A	UT Martin	70 68	278	H	Tennessee Tech	60 49					
285	H	Southeast Mo. St.	70 69	317	H	Illinois St.	92 80					

Non-Div I Games: Mo.-St. Louis 59 49

SIUE

■ Loss,
 ■ Non-Conf,
 ■ S Site,
 ■ H Home
 ■ A Away
 N Neutral

SMU				STRENGTH OF SCHEDULE	OPP. STRENGTH OF SCHEDULE	TEAM RPI	ADJ. RPI	CONF. RPI	ADJ CONF. RPI
Average RPI Win:	179	WON-LOST RECORD	WINNING PCT. RANK						
Average RPI Loss:	85		LAST 10 GAMES						
DIV. I ONLY	13- 10	138	4- 6	70	67	99	99	5	5
DIV. I NON-CONF.	9- 4	85	2- 0	133	85	76	76	5	5

TOTALS	RPI 1-25	RPI 26-50	W-L RECORDS	RPI 51-100	RPI 101-150	RPI 150+			
13- 10	1- 3	0- 1	OVERALL	0- 1	2- 4	10- 1			
9- 3	1- 2	0- 1	HOME	0- 0	1- 0	7- 0			
2- 6	0- 0	0- 0	AWAY	0- 1	1- 4	1- 1			
2- 1	0- 1	0- 0	NEUTRAL	0- 0	0- 0	2- 0			
9- 4	1- 1	0- 0	NON-CONFERENCE	0- 1	1- 2	7- 0			
6- 0	1- 0	0- 0	HOME	0- 0	0- 0	5- 0			
1- 3	0- 0	0- 0	AWAY	0- 1	1- 2	0- 0			
2- 1	0- 1	0- 0	NEUTRAL	0- 0	0- 0	2- 0			
4- 6	0- 2	0- 1	CONFERENCE	0- 0	1- 2	3- 1			
3- 3	0- 2	0- 1	HOME	0- 0	1- 0	2- 0			
1- 3	0- 0	0- 0	AWAY	0- 0	0- 2	1- 1			
0- 0	0- 0	0- 0	NEUTRAL	0- 0	0- 0	0- 0			

RPI 1-25				RPI 26-50				RPI 51-100 Team's RPI: 99				RPI 101+			
RPI	S	Opponent	Score	RPI	S	Opponent	Score	RPI	S	Opponent	Score	RPI	S	Opponent	Score
1	H	UConn	48 88	33	H	Tulane	59 71	82	A	Colorado	50 67	124	A	East Carolina	57 58
4	N	Mississippi St.	42 91									138	A	Tulsa	59 66
21	H	Texas A&M	54 53									140	H	UCF	63 58
22	H	South Fla.	51 52									142	A	Kansas	75 63
												143	A	TCU	67 76
												146	A	New Mexico	49 64
												157	A	Cincinnati	65 67
												157	H	Cincinnati	64 47
												163	A	Houston	66 45
												174	N	Boston College	72 64
												181	H	Texas St.	64 56
												191	H	Memphis	53 44
												200	H	North Texas	65 51
												207	H	Texas Southern	61 36
												214	H	Seattle U	77 43
												247	N	Grambling	56 36
												289	H	Prairie View	61 54
LAST 12 Division I GAMES:															
140	H	UCF	63 58	1	H	UConn	48 88								
191	H	Memphis	53 44	33	H	Tulane	59 71								
138	A	Tulsa	59 66	124	A	East Carolina	57 58								
22	H	South Fla.	51 52	157	H	Cincinnati	64 47								
163	A	Houston	66 45	214	H	Seattle U	77 43								
157	A	Cincinnati	65 67	207	H	Texas Southern	61 36								

Non-Div I Games:

SMU

■ Loss,
 ■ Non-Conf,
 ■ S Site,
 ■ H Home
 ■ A Away
 N Neutral

Average RPI Win:	277	WON-LOST	WINNING	LAST 10	STRENGTH OF	OPP. STRENGTH	TEAM	ADJ.	CONF.	ADJ CONF.
Average RPI Loss:	154	RECORD	PCT. RANK	GAMES	SCHEDULE	OF SCHEDULE	RPI	RPI	RPI	RPI
DIV. I ONLY	7- 13	248	4- 6	242	249	280	280	18	18	
DIV. I NON-CONF.	3- 7	250	1- 1	249	263	298	298	18	18	
TOTALS	RPI 1-25	RPI 26-50	W-L RECORDS	RPI 51-100	RPI 101-150	RPI 150+				
7- 13	0- 0	0- 1	OVERALL	0- 3	0- 5	7- 4				
4- 6	0- 0	0- 0	HOME	0- 2	0- 2	4- 2				
3- 5	0- 0	0- 1	AWAY	0- 1	0- 3	3- 0				
0- 2	0- 0	0- 0	NEUTRAL	0- 0	0- 0	0- 2				
3- 7	0- 0	0- 1	NON-CONFERENCE	0- 2	0- 1	3- 3				
2- 3	0- 0	0- 0	HOME	0- 2	0- 0	2- 1				
1- 2	0- 0	0- 1	AWAY	0- 0	0- 1	1- 0				
0- 2	0- 0	0- 0	NEUTRAL	0- 0	0- 0	0- 2				
4- 6	0- 0	0- 0	CONFERENCE	0- 1	0- 4	4- 1				
2- 3	0- 0	0- 0	HOME	0- 0	0- 2	2- 1				
2- 3	0- 0	0- 0	AWAY	0- 1	0- 2	2- 0				
0- 0	0- 0	0- 0	NEUTRAL	0- 0	0- 0	0- 0				

RPI 1-25				RPI 26-50				RPI 51-100				RPI 101+				Team's RPI: 280
RPI	S	Opponent	Score	RPI	S	Opponent	Score	RPI	S	Opponent	Score	RPI	S	Opponent	Score	
				45	A	California	73 97	66	A	Montana St.	80 84	110	A	Northern Colo.	88 95	
								72	H	Southern California	95 111	135	A	North Dakota	71 94	
								95	H	UC Davis	78 110	137	H	Idaho	58 72	
												144	H	Eastern Wash.	65 72	
												149	A	San Francisco	80 91	
												196	H	Hofstra	97 85	
												197	N	New Mexico St.	73 99	
												250	A	Portland St.	77 68	
												250	H	Portland St.	86 88	
												270	H	Cal Poly	97 96	
												272	H	Southern Utah	81 69	
												291	H	Nevada	95 99	
												295	H	Northern Ariz.	82 76	
												316	N	Youngstown St.	94 102	
												327	A	UC Irvine	78 70	
												329	A	Montana	73 60	
LAST 12 Division I GAMES:																
				137	H	Idaho	58 72	272	H	Southern Utah	81 69					
				144	H	Eastern Wash.	65 72	250	H	Portland St.	86 88					
				250	A	Portland St.	77 68	135	A	North Dakota	71 94					
				329	A	Montana	73 60	110	A	Northern Colo.	88 95					
				66	A	Montana St.	80 84	95	H	UC Davis	78 110					
				295	H	Northern Ariz.	82 76	327	A	UC Irvine	78 70					

Non-Div I Games: Stanislaus St. 102 72

Sacramento St.

Sacred Heart

Through Games Of Feb. 4, 2017

Average RPI Win:	271	WON-LOST	WINNING	LAST 10	STRENGTH OF	OPP. STRENGTH	TEAM	ADJ.	CONF.	ADJ CONF.
Average RPI Loss:	174	RECORD	PCT. RANK	GAMES	SCHEDULE	OF SCHEDULE	RPI	RPI	RPI	RPI
DIV. I ONLY	12- 10	147	8- 2	238	325	193	193	31	31	
DIV. I NON-CONF.	3- 8	262	0- 1	66	230	188	188	32	32	
TOTALS	RPI 1-25	RPI 26-50	W-L RECORDS	RPI 51-100	RPI 101-150	RPI 150+				
12- 10	0- 0	0- 1	OVERALL	0- 3	0- 0	12- 6				
7- 3	0- 0	0- 1	HOME	0- 0	0- 0	7- 2				
5- 7	0- 0	0- 0	AWAY	0- 3	0- 0	5- 4				
0- 0	0- 0	0- 0	NEUTRAL	0- 0	0- 0	0- 0				
3- 8	0- 0	0- 1	NON-CONFERENCE	0- 3	0- 0	3- 4				
1- 3	0- 0	0- 1	HOME	0- 0	0- 0	1- 2				
2- 5	0- 0	0- 0	AWAY	0- 3	0- 0	2- 2				
0- 0	0- 0	0- 0	NEUTRAL	0- 0	0- 0	0- 0				
9- 2	0- 0	0- 0	CONFERENCE	0- 0	0- 0	9- 2				
6- 0	0- 0	0- 0	HOME	0- 0	0- 0	6- 0				
3- 2	0- 0	0- 0	AWAY	0- 0	0- 0	3- 2				
0- 0	0- 0	0- 0	NEUTRAL	0- 0	0- 0	0- 0				

RPI 1-25				RPI 26-50				RPI 51-100				RPI 101+				Team's RPI: 193	
RPI	S	Opponent	Score	RPI	S	Opponent	Score	RPI	S	Opponent	Score	RPI	S	Opponent	Score		
				36	H	Harvard	60 68	70	A	Iowa St.	56 76	151	A	Hartford	64 81		
								71	A	Buffalo	55 76	155	H	Brown	66 80		
								93	A	New Hampshire	43 71	177	A	Fairfield	56 44		
												199	H	Siena	62 58		
												204	A	Binghamton	77 69		
												215	H	Saint Francis (PA)	73 63		
												217	H	Robert Morris	69 59		
												225	H	Monmouth	54 65		
												292	A	Bryant	65 53		
												292	H	Bryant	66 59		
												309	A	Central Conn. St.	50 67		
												312	A	Lehigh	62 68		
												319	A	St. Francis Brooklyn	81 74		
												321	A	Mt. St. Mary's	59 61		
												321	H	Mt. St. Mary's	49 45		
												333	H	LIU Brooklyn	66 48		
												340	A	Wagner	70 56		
												340	H	Wagner	62 52		
LAST 12 Division I GAMES:																	
				292	H	Bryant	66 59	292	A	Bryant	65 53						
				321	A	Mt. St. Mary's	59 61	340	A	Wagner	70 56						
				333	H	LIU Brooklyn	66 48	309	A	Central Conn. St.	50 67						
				321	H	Mt. St. Mary's	49 45	215	H	Saint Francis (PA)	73 63						
				340	H	Wagner	62 52	217	H	Robert Morris	69 59						
				319	A	St. Francis Brooklyn	81 74	70	A	Iowa St.	56 76						

Non-Div I Games:

Sacred Heart

 Loss,
 Non-Conf,
 S Site,
H Home
A Away
N Neutral

Average RPI Win:	291	WON-LOST	WINNING	LAST 10	STRENGTH OF	OPP. STRENGTH	TEAM	ADJ.	CONF.	ADJ CONF.
Average RPI Loss:	174	RECORD	PCT. RANK	GAMES	SCHEDULE	OF SCHEDULE	RPI	RPI	RPI	RPI
DIV. I ONLY	12- 10	147	8- 2	309	334	215	215	31	31	
DIV. I NON-CONF.	3- 8	262	0- 1	215	276	263	263	32	32	
TOTALS	RPI 1-25	RPI 26-50	W-L RECORDS	RPI 51-100	RPI 101-150	RPI 150+				
12- 10	0- 1	0- 1	OVERALL	0- 1	0- 2	12- 5				
5- 3	0- 0	0- 0	HOME	0- 1	0- 1	5- 1				
7- 5	0- 1	0- 1	AWAY	0- 0	0- 1	7- 2				
0- 2	0- 0	0- 0	NEUTRAL	0- 0	0- 0	0- 2				
3- 8	0- 1	0- 1	NON-CONFERENCE	0- 1	0- 2	3- 3				
1- 2	0- 0	0- 0	HOME	0- 1	0- 1	1- 0				
2- 4	0- 1	0- 1	AWAY	0- 0	0- 1	2- 1				
0- 2	0- 0	0- 0	NEUTRAL	0- 0	0- 0	0- 2				
9- 2	0- 0	0- 0	CONFERENCE	0- 0	0- 0	9- 2				
4- 1	0- 0	0- 0	HOME	0- 0	0- 0	4- 1				
5- 1	0- 0	0- 0	AWAY	0- 0	0- 0	5- 1				
0- 0	0- 0	0- 0	NEUTRAL	0- 0	0- 0	0- 0				

RPI 1-25				RPI 26-50				RPI 51-100				RPI 101+ Team's RPI: 215			
RPI	S	Opponent	Score	RPI	S	Opponent	Score	RPI	S	Opponent	Score	RPI	S	Opponent	Score
22	A	South Fla.	80 129	40	A	Marquette	91 104	91	H	Cornell	72 78	117	A	William & Mary	60 73
												145	H	Columbia	77 84
												193	A	Sacred Heart	63 73
												203	A	Wisconsin	103 100
												217	A	Robert Morris	70 55
												217	H	Robert Morris	68 70
												240	H	Canisius	95 74
												243	A	Coastal Caro.	70 59
												249	N	UMES	82 90
												292	H	Bryant	79 67
												309	H	Central Conn. St.	87 81
												316	A	Youngstown St.	68 69
												319	H	St. Francis Brooklyn	79 62
												321	A	Mt. St. Mary's	97 88
												333	A	LIU Brooklyn	74 30
												333	H	LIU Brooklyn	66 52
												340	A	Wagner	67 46
												346	A	Fairleigh Dickinson	82 79
												347	N	Jackson St.	84 88
LAST 12 Division I GAMES:															
333	A	LIU Brooklyn	74 30	321	A	Mt. St. Mary's	97 88								
217	H	Robert Morris	68 70	319	H	St. Francis Brooklyn	79 62								
340	A	Wagner	67 46	333	H	LIU Brooklyn	66 52								
292	H	Bryant	79 67	193	A	Sacred Heart	63 73								
309	H	Central Conn. St.	87 81	346	A	Fairleigh Dickinson	82 79								
217	A	Robert Morris	70 55	117	A	William & Mary	60 73								

Non-Div I Games:

Saint Francis (PA)

■ Loss,
 ■ Non-Conf, S Site,
 ■ Home
 ■ Away
 N Neutral

Saint Joseph's

Through Games Of Feb. 4, 2017

Average RPI Win:	191	WON-LOST	WINNING	LAST 10	STRENGTH OF	OPP. STRENGTH	TEAM	ADJ.	CONF.	ADJ CONF.
Average RPI Loss:	98	RECORD	PCT. RANK	GAMES	SCHEDULE	OF SCHEDULE	RPI	RPI	RPI	RPI
DIV. I ONLY	10- 12	198	7- 3	63	142	139	139	12	12	
DIV. I NON-CONF.	3- 9	275	0- 2	27	167	173	173	12	12	
TOTALS	RPI 1-25	RPI 26-50	W-L RECORDS	RPI 51-100	RPI 101-150	RPI 150+				
10- 12	0- 0	0- 2	OVERALL	0- 7	5- 0	5- 3				
6- 5	0- 0	0- 2	HOME	0- 2	3- 0	3- 1				
4- 6	0- 0	0- 0	AWAY	0- 1	2- 0	2- 0				
0- 1	0- 0	0- 0	NEUTRAL	0- 1	0- 0	0- 0				
3- 9	0- 0	0- 2	NON-CONFERENCE	0- 5	2- 0	1- 2				
1- 5	0- 0	0- 2	HOME	0- 2	0- 0	1- 1				
2- 3	0- 0	0- 0	AWAY	0- 2	2- 0	0- 1				
0- 1	0- 0	0- 0	NEUTRAL	0- 1	0- 0	0- 0				
7- 3	0- 0	0- 0	CONFERENCE	0- 2	3- 0	4- 1				
5- 0	0- 0	0- 0	HOME	0- 0	3- 0	2- 0				
2- 3	0- 0	0- 0	AWAY	0- 2	0- 0	2- 1				
0- 0	0- 0	0- 0	NEUTRAL	0- 0	0- 0	0- 0				

RPI 1-25				RPI 26-50				RPI 51-100				RPI 101+				Team's RPI: 139	
RPI	S	Opponent	Score	RPI	S	Opponent	Score	RPI	S	Opponent	Score	RPI	S	Opponent	Score		
				32	H	Temple	70 86	56	A	George Washington	44 53	114	H	Duquesne	60 58		
				44	H	James Madison	72 85	61	H	Bucknell	61 64	115	H	Fordham	47 44		
								65	A	Dayton	59 64	121	A	Penn	57 53		
								68	H	Villanova	54 62	123	H	VCU	64 58		
								84	A	Central Mich.	71 73	146	A	New Mexico	79 67		
								86	A	Drexel	49 60	152	A	Iona	57 58		
								97	N	BYU	56 71	171	A	La Salle	75 55		
												196	H	Hofstra	64 75		
												219	H	St. Bonaventure	70 53		
												238	A	Richmond	52 70		
												294	A	Rhode Island	75 49		
												298	H	Massachusetts	81 50		
												306	H	NJIT	75 36		
LAST 12 Division I GAMES:																	
				114	H	Duquesne	60 58	123	H	VCU	64 58						
				219	H	St. Bonaventure	70 53	298	H	Massachusetts	81 50						
				294	A	Rhode Island	75 49	56	A	George Washington	44 53						
				65	A	Dayton	59 64	238	A	Richmond	52 70						
				115	H	Fordham	47 44	44	H	James Madison	72 85						
				171	A	La Salle	75 55	196	H	Hofstra	64 75						

Non-Div I Games:

Saint Joseph's

■ Loss,
 ■ Non-Conf,
 ■ S Site,
 ■ H Home
 ■ A Away
 N Neutral

Average RPI Win:	214	WON-LOST	WINNING	LAST 10	STRENGTH OF	OPP. STRENGTH	TEAM	ADJ.	CONF.	ADJ CONF.
Average RPI Loss:	112	RECORD	PCT. RANK	GAMES	SCHEDULE	OF SCHEDULE	RPI	RPI	RPI	RPI
DIV. I ONLY	18- 5	23	8- 2	293	117	107	107	12	12	
DIV. I NON-CONF.	10- 3	54	2- 0	325	175	139	139	12	12	
TOTALS	RPI 1-25	RPI 26-50	W-L RECORDS	RPI 51-100	RPI 101-150	RPI 150+				
18- 5	0- 0	1- 0	OVERALL	2- 2	2- 2	13- 1				
9- 2	0- 0	1- 0	HOME	2- 1	1- 0	5- 1				
9- 3	0- 0	0- 0	AWAY	0- 1	1- 2	8- 0				
0- 0	0- 0	0- 0	NEUTRAL	0- 0	0- 0	0- 0				
10- 3	0- 0	1- 0	NON-CONFERENCE	1- 1	0- 1	8- 1				
5- 1	0- 0	1- 0	HOME	1- 0	0- 0	3- 1				
5- 2	0- 0	0- 0	AWAY	0- 1	0- 1	5- 0				
0- 0	0- 0	0- 0	NEUTRAL	0- 0	0- 0	0- 0				
8- 2	0- 0	0- 0	CONFERENCE	1- 1	2- 1	5- 0				
4- 1	0- 0	0- 0	HOME	1- 1	1- 0	2- 0				
4- 1	0- 0	0- 0	AWAY	0- 0	1- 1	3- 0				
0- 0	0- 0	0- 0	NEUTRAL	0- 0	0- 0	0- 0				

RPI S	Opponent	Score	RPI S	Opponent	Score	RPI S	Opponent	Score	RPI S	Opponent	Score	Team's RPI: 107
30	H Missouri	72 61	55	A Little Rock	43 56	114	A Duquesne	65 94				
			56	H George Washington	67 59	115	H Fordham	82 58				
			65	H Dayton	67 78	123	A VCU	62 48				
			69	H Washington St.	73 70	138	A Tulsa	64 70				
						152	H George Mason	89 50				
						190	H Indiana St.	67 70				
						208	H SIUE	90 49				
						210	A Loyola Marymount	90 76				
						219	H St. Bonaventure	64 49				
						230	A Bradley	68 58				
						281	A Davidson	106 69				
						285	A Southeast Mo. St.	89 50				
						294	A Rhode Island	68 50				
						297	A Lipscomb	83 38				
						298	A Massachusetts	81 60				
						314	H Eastern Ky.	78 51				
						327	A UC Irvine	79 69				
						348	H Morgan St.	71 43				
LAST 12 Division I GAMES:												
298	A Massachusetts	81 60	219	H St. Bonaventure	64 49							
115	H Fordham	82 58	123	A VCU	62 48							
56	H George Washington	67 59	152	H George Mason	89 50							
294	A Rhode Island	68 50	281	A Davidson	106 69							
114	A Duquesne	65 94	297	A Lipscomb	83 38							
65	H Dayton	67 78	30	H Missouri	72 61							

Non-Div I Games:

Saint Louis

Saint Peter's

Through Games Of Feb. 4, 2017

Average RPI Win:	267	WON-LOST	WINNING	LAST 10	STRENGTH OF	OPP. STRENGTH	TEAM	ADJ.	CONF.	ADJ CONF.
Average RPI Loss:	162	RECORD	PCT. RANK	GAMES	SCHEDULE	OF SCHEDULE	RPI	RPI	RPI	RPI
DIV. I ONLY	3- 19	332	0- 10	153	245	313	313	17	17	
DIV. I NON-CONF.	1- 8	314	0- 1	121	250	301	301	17	17	
TOTALS	RPI 1-25	RPI 26-50	W-L RECORDS	RPI 51-100	RPI 101-150	RPI 150+				
3- 19	0- 2	0- 0	OVERALL	0- 3	0- 3	3- 11				
2- 6	0- 0	0- 0	HOME	0- 1	0- 1	2- 4				
1- 10	0- 0	0- 0	AWAY	0- 0	0- 0	1- 1				
0- 3	0- 0	0- 0	NEUTRAL	0- 0	0- 1	0- 2				
1- 8	0- 2	0- 0	NON-CONFERENCE	0- 1	0- 1	1- 4				
1- 0	0- 0	0- 0	HOME	0- 0	0- 0	1- 0				
0- 5	0- 2	0- 0	AWAY	0- 1	0- 0	0- 2				
0- 3	0- 0	0- 0	NEUTRAL	0- 0	0- 1	0- 2				
2- 11	0- 0	0- 0	CONFERENCE	0- 2	0- 2	2- 7				
1- 6	0- 0	0- 0	HOME	0- 1	0- 1	1- 4				
1- 5	0- 0	0- 0	AWAY	0- 1	0- 1	1- 3				
0- 0	0- 0	0- 0	NEUTRAL	0- 0	0- 0	0- 0				

RPI 1-25				RPI 26-50				RPI 51-100				RPI 101+ Team's RPI: 313			
RPI	S	Opponent	Score	RPI	S	Opponent	Score	RPI	S	Opponent	Score	RPI	S	Opponent	Score
3	A	South Carolina	38 93					53	A	Quinnipiac	47 82	126	A	Rider	46 47
19	A	Maryland	49 101					53	H	Quinnipiac	51 84	126	H	Rider	43 56
								96	A	Penn St.	50 106	134	N	Maine	43 59
												152	H	Iona	58 66
												155	A	Brown	71 80
												157	N	Hampton	42 71
												199	A	Siena	55 80
												221	H	Niagara	78 66
												225	A	Monmouth	59 76
												233	A	Marist	73 69
												233	H	Marist	58 66
												240	H	Canisius	54 59
												253	N	Bowling Green	68 73
												267	A	Manhattan	44 57
												267	H	Manhattan	65 69
												319	A	St. Francis Brooklyn	52 58
												346	H	Fairleigh Dickinson	65 43
LAST 12 Division I GAMES:															
233	H	Marist	58 66	240	H	Canisius	54 59								
267	A	Manhattan	44 57	225	A	Monmouth	59 76								
126	A	Rider	46 47	152	H	Iona	58 66								
267	H	Manhattan	65 69	53	A	Quinnipiac	47 82								
126	H	Rider	43 56	221	H	Niagara	78 66								
199	A	Siena	55 80	155	A	Brown	71 80								

Non-Div I Games:

Saint Peter's

■ Loss,
 ■ Non-Conf,
 ■ S Site,
 ■ H Home
 ■ A Away
 N Neutral

Average RPI Win:	334	WON-LOST	WINNING	LAST 10	STRENGTH OF	OPP. STRENGTH	TEAM	ADJ.	CONF.	ADJ CONF.
Average RPI Loss:	209	RECORD	PCT. RANK	GAMES	SCHEDULE	OF SCHEDULE	RPI	RPI	RPI	RPI
DIV. I ONLY	1- 18	344	1- 9	258	316	343	343	27	27	
DIV. I NON-CONF.	0- 9	335	0- 2	156	319	337	337	27	27	
TOTALS	RPI 1-25	RPI 26-50	W-L RECORDS	RPI 51-100	RPI 101-150	RPI 150+				
1- 18	0- 0	0- 1	OVERALL	0- 0	0- 5	1- 12				
1- 5	0- 0	0- 0	HOME	0- 0	0- 2	1- 3				
0- 12	0- 0	0- 1	AWAY	0- 0	0- 3	0- 7				
0- 1	0- 0	0- 0	NEUTRAL	0- 0	0- 0	0- 1				
0- 9	0- 0	0- 1	NON-CONFERENCE	0- 0	0- 2	0- 6				
0- 1	0- 0	0- 0	HOME	0- 0	0- 0	0- 1				
0- 7	0- 0	0- 1	AWAY	0- 0	0- 2	0- 4				
0- 1	0- 0	0- 0	NEUTRAL	0- 0	0- 0	0- 1				
1- 9	0- 0	0- 0	CONFERENCE	0- 0	0- 3	1- 6				
1- 4	0- 0	0- 0	HOME	0- 0	0- 2	1- 2				
0- 5	0- 0	0- 0	AWAY	0- 0	0- 1	0- 4				
0- 0	0- 0	0- 0	NEUTRAL	0- 0	0- 0	0- 0				

RPI 1-25			RPI 26-50			RPI 51-100			RPI 101+			Team's RPI: 343
RPI	S	Opponent	Score	RPI	S	Opponent	Score	RPI	S	Opponent	Score	
				27	A	LSU	41 89					
								111	H	SFA	65 83	
								122	A	Arkansas	39 71	
								127	H	Lamar University	44 70	
								130	A	Abilene Christian	56 78	
								143	A	TCU	37 81	
								180	A	Rice	51 77	
								181	A	Texas St.	46 69	
								195	A	New Orleans	49 78	
								244	N	Marshall	50 73	
								250	A	UTRGV	50 78	
								250	H	UTRGV	45 69	
								260	A	McNeese	56 79	
								289	A	Prairie View	65 75	
								303	A	Northwestern St.	51 78	
								305	H	A&M-Corpus Christi	37 63	
								308	H	Nicholls St.	59 66	
								334	H	Southeastern La.	68 61	
								337	A	Houston Baptist	51 61	
LAST 12 Division I GAMES:												
				130	A	Abilene Christian	56 78					
				111	H	SFA	65 83					
				334	H	Southeastern La.	68 61					
				305	H	A&M-Corpus Christi	37 63					
				127	H	Lamar University	44 70					
				303	A	Northwestern St.	51 78					
				195	A	New Orleans	49 78					
				308	H	Nicholls St.	59 66					
				260	A	McNeese	56 79					
				337	A	Houston Baptist	51 61					
				181	A	Texas St.	46 69					
				27	A	LSU	41 89					

Non-Div I Games: Wiley

51 57

Sam Houston St.

■ Loss,
 ■ Non-Conf,
 ■ S Site,
 ■ Home
 ■ Away
 N Neutral

Average RPI Win: 231	WON-LOST	WINNING	LAST 10	STRENGTH OF	OPP. STRENGTH	TEAM	ADJ.	CONF.	ADJ CONF.
Average RPI Loss: 135	RECORD	PCT. RANK	GAMES	SCHEDULE	OF SCHEDULE	RPI	RPI	RPI	RPI
DIV. I ONLY	8- 15	256	2- 7	172	166	227	227	20	20
DIV. I NON-CONF.	6- 8	203	0- 2	195	102	199	199	22	22

TOTALS	RPI 1-25	RPI 26-50	W-L RECORDS	RPI 51-100	RPI 101-150	RPI 150+			
8- 15	0- 1	0- 2	OVERALL	0- 4	1- 1	7- 7			
6- 4	0- 0	0- 0	HOME	0- 2	0- 0	6- 2			
2- 9	0- 1	0- 2	AWAY	0- 2	1- 1	1- 3			
0- 2	0- 0	0- 0	NEUTRAL	0- 0	0- 0	0- 2			
6- 8	0- 1	0- 2	NON-CONFERENCE	0- 2	1- 0	5- 3			
5- 1	0- 0	0- 0	HOME	0- 1	0- 0	5- 0			
1- 5	0- 1	0- 2	AWAY	0- 1	1- 0	0- 1			
0- 2	0- 0	0- 0	NEUTRAL	0- 0	0- 0	0- 2			
2- 7	0- 0	0- 0	CONFERENCE	0- 2	0- 1	2- 4			
1- 3	0- 0	0- 0	HOME	0- 1	0- 0	1- 2			
1- 4	0- 0	0- 0	AWAY	0- 1	0- 1	1- 2			
0- 0	0- 0	0- 0	NEUTRAL	0- 0	0- 0	0- 0			

RPI 1-25				RPI 26-50				RPI 51-100				RPI 101+ Team's RPI: 227			
RPI	S	Opponent	Score	RPI	S	Opponent	Score	RPI	S	Opponent	Score	RPI	S	Opponent	Score
16	A	Kentucky	57 80	36	A	Harvard	52 57	62	A	Wake Forest	40 51	103	A	Mercer	49 59
				50	A	Georgia Tech	57 62	78	H	Belmont	54 73	104	A	Georgia	65 59
								94	A	Chattanooga	45 51	157	N	Hampton	57 63
								94	H	Chattanooga	61 77	164	N	UC Riverside	48 51
												183	A	ETSU	56 61
												183	H	ETSU	57 69
												191	H	Memphis	48 42
												205	H	UAB	52 49
												213	H	Alabama St.	63 49
												237	H	Wofford	57 54
												254	A	UNCG	40 64
												256	H	Furman	50 54
												261	H	UT Martin	69 62
												288	A	Western Caro.	49 42
												294	A	Rhode Island	63 78
												349	H	Alabama A&M	61 37
LAST 12 Division I GAMES:															
94	A	Chattanooga	45 51	288	A	Western Caro.	49 42								
183	A	ETSU	56 61	183	H	ETSU	57 69								
103	A	Mercer	49 59	94	H	Chattanooga	61 77								
256	H	Furman	50 54	157	N	Hampton	57 63								
237	H	Wofford	57 54	164	N	UC Riverside	48 51								
254	A	UNCG	40 64	104	A	Georgia	65 59								

Non-Div I Games: AUM

72 50

Samford

■ Loss,
 ■ Non-Conf,
 ■ S Site,
 ■ H Home
 ■ A Away
 N Neutral

Average RPI Win: 228	WON-LOST	WINNING	LAST 10	STRENGTH OF	OPP. STRENGTH	TEAM	ADJ.	CONF.	ADJ CONF.
Average RPI Loss: 146	RECORD	PCT. RANK	GAMES	SCHEDULE	OF SCHEDULE	RPI	RPI	RPI	RPI
DIV. I ONLY	10- 12	198	3- 7	219	194	217	217	15	15
DIV. I NON-CONF.	6- 4	126	0- 0	251	252	177	177	13	13
TOTALS	RPI 1-25	RPI 26-50	W-L RECORDS	RPI 51-100	RPI 101-150	RPI 150+			
10- 12	0- 0	0- 0	OVERALL	0- 3	1- 6	9- 3			
8- 4	0- 0	0- 0	HOME	0- 1	1- 2	7- 1			
2- 8	0- 0	0- 0	AWAY	0- 0	0- 0	2- 1			
0- 0	0- 0	0- 0	NEUTRAL	0- 0	0- 0	0- 0			
6- 4	0- 0	0- 0	NON-CONFERENCE	0- 1	0- 3	6- 0			
5- 1	0- 0	0- 0	HOME	0- 0	0- 1	5- 0			
1- 3	0- 0	0- 0	AWAY	0- 1	0- 2	1- 0			
0- 0	0- 0	0- 0	NEUTRAL	0- 0	0- 0	0- 0			
4- 8	0- 0	0- 0	CONFERENCE	0- 2	1- 3	3- 3			
3- 3	0- 0	0- 0	HOME	0- 1	1- 1	2- 1			
1- 5	0- 0	0- 0	AWAY	0- 1	0- 2	1- 2			
0- 0	0- 0	0- 0	NEUTRAL	0- 0	0- 0	0- 0			

RPI	S	Opponent	Score	RPI	S	Opponent	Score	RPI	S	Opponent	Score	RPI	S	Opponent	Score	Team's RPI: 217
69	A	Washington St.	73	83	110	A	Northern Colo.	51	54	120	A	Arizona	59	76		
77	H	Gonzaga	55	57	125	A	St. Mary's (CA)	65	77	125	H	St. Mary's (CA)	73	71		
97	A	BYU	63	81	135	H	North Dakota	61	65	149	A	San Francisco	72	81		
					149	H	San Francisco	67	82	156	A	Santa Clara	57	56		
					198	A	CSUN	76	67	209	A	Pacific	64	84		
					210	A	Loyola Marymount	55	63	210	H	Loyola Marymount	61	58		
					214	H	Seattle U	67	44	235	H	San Diego St.	91	53		
					242	H	UC Santa Barbara	77	63	273	H	Portland	57	40		
					291	H	Nevada	70	54	307	H	Pepperdine	42	55		
					339	H	Cal St. Fullerton	103	50							
LAST 12 Division I GAMES:																
125	A	St. Mary's (CA)	65	77	97	A	BYU	63	81							
210	A	Loyola Marymount	55	63	156	A	Santa Clara	57	56							
273	H	Portland	57	40	307	H	Pepperdine	42	55							
77	H	Gonzaga	55	57	209	A	Pacific	64	84							
149	A	San Francisco	72	81	125	H	St. Mary's (CA)	73	71							
210	H	Loyola Marymount	61	58	149	H	San Francisco	67	82							

Non-Div I Games:

San Diego

■ Loss,
 ■ Non-Conf,
 ■ S Site,
 ■ H Home
 ■ A Away
 N Neutral

Average RPI Win:	224	WON-LOST	WINNING	LAST 10	STRENGTH OF	OPP. STRENGTH	TEAM	ADJ.	CONF.	ADJ CONF.
Average RPI Loss:	153	RECORD	PCT. RANK	GAMES	SCHEDULE	OF SCHEDULE	RPI	RPI	RPI	RPI
DIV. I ONLY	6- 13	276	3- 7	137	229	235	235	13	13	
DIV. I NON-CONF.	3- 6	230	1- 0	154	310	228	228	15	15	
TOTALS	RPI 1-25	RPI 26-50	W-L RECORDS	RPI 51-100	RPI 101-150	RPI 150+				
6- 13	0- 0	0- 1	OVERALL	2- 3	0- 2	4- 7				
4- 4	0- 0	0- 1	HOME	2- 0	0- 0	2- 3				
1- 8	0- 0	0- 0	AWAY	0- 2	0- 2	1- 4				
1- 1	0- 0	0- 0	NEUTRAL	0- 1	0- 0	1- 0				
3- 6	0- 0	0- 1	NON-CONFERENCE	0- 2	0- 0	3- 3				
1- 2	0- 0	0- 1	HOME	0- 0	0- 0	1- 1				
1- 3	0- 0	0- 0	AWAY	0- 1	0- 0	1- 2				
1- 1	0- 0	0- 0	NEUTRAL	0- 1	0- 0	1- 0				
3- 7	0- 0	0- 0	CONFERENCE	2- 1	0- 2	1- 4				
3- 2	0- 0	0- 0	HOME	2- 0	0- 0	1- 2				
0- 5	0- 0	0- 0	AWAY	0- 1	0- 2	0- 2				
0- 0	0- 0	0- 0	NEUTRAL	0- 0	0- 0	0- 0				

RPI S	Opponent	Score	RPI S	Opponent	Score	RPI S	Opponent	Score	RPI S	Opponent	Score	Team's RPI: 235
			31 H	Michigan	57 92	67 A	Colorado St.	43 60	101 A	Wyoming	67 80	
						73 N	UT Arlington	58 64	146 A	New Mexico	42 85	
						76 H	UNLV	87 68	164 A	UC Riverside	44 72	
						85 H	Boise St.	84 77	168 H	Fresno St.	51 59	
						95 A	UC Davis	55 75	201 A	Utah St.	47 53	
									206 A	San Jose St.	80 81	
									210 H	Loyola Marymount	53 60	
									217 A	San Diego	53 91	
									242 H	UC Santa Barbara	84 70	
									291 H	Nevada	83 78	
									309 N	Central Conn. St.	80 62	
									315 H	Air Force	59 62	
									339 A	Cal St. Fullerton	71 61	
LAST 12 Division I GAMES:												
168 H	Fresno St.	51 59	206 A	San Jose St.	80 81							
101 A	Wyoming	67 80	85 H	Boise St.	84 77							
67 A	Colorado St.	43 60	291 H	Nevada	83 78							
315 H	Air Force	59 62	146 A	New Mexico	42 85							
76 H	UNLV	87 68	339 A	Cal St. Fullerton	71 61							
201 A	Utah St.	47 53	242 H	UC Santa Barbara	84 70							

Non-Div I Games: Biola 63 48 San Diego Christian80 70

San Diego St.

San Francisco

Through Games Of Feb. 4, 2017

Average RPI Win:	211	WON-LOST	WINNING	LAST 10	STRENGTH OF	OPP. STRENGTH	TEAM	ADJ.	CONF.	ADJ CONF.
Average RPI Loss:	136	RECORD	PCT. RANK	GAMES	SCHEDULE	OF SCHEDULE	RPI	RPI	RPI	RPI
DIV. I ONLY	13- 10	138	5- 5	215	130	149	149	15	15	
DIV. I NON-CONF.	6- 5	148	0- 0	197	136	157	157	13	13	
TOTALS	RPI 1-25	RPI 26-50	W-L RECORDS	RPI 51-100	RPI 101-150	RPI 150+				
13- 10	0- 0	0- 1	OVERALL	2- 3	0- 3	11- 3				
8- 2	0- 0	0- 0	HOME	2- 1	0- 1	6- 0				
4- 8	0- 0	0- 1	AWAY	0- 2	0- 2	4- 3				
1- 0	0- 0	0- 0	NEUTRAL	0- 0	0- 0	1- 0				
6- 5	0- 0	0- 1	NON-CONFERENCE	1- 2	0- 1	5- 1				
4- 1	0- 0	0- 0	HOME	1- 1	0- 0	3- 0				
1- 4	0- 0	0- 1	AWAY	0- 1	0- 1	1- 1				
1- 0	0- 0	0- 0	NEUTRAL	0- 0	0- 0	1- 0				
7- 5	0- 0	0- 0	CONFERENCE	1- 1	0- 2	6- 2				
4- 1	0- 0	0- 0	HOME	1- 0	0- 1	3- 0				
3- 4	0- 0	0- 0	AWAY	0- 1	0- 1	3- 2				
0- 0	0- 0	0- 0	NEUTRAL	0- 0	0- 0	0- 0				

RPI 1-25				RPI 26-50				RPI 51-100				RPI 101+				Team's RPI: 149	
RPI	S	Opponent	Score	RPI	S	Opponent	Score	RPI	S	Opponent	Score	RPI	S	Opponent	Score		
				45	A	California	52 75	69	A	Washington St.	35 73	125	A	St. Mary's (CA)	72 75		
								77	A	Gonzaga	46 61	125	H	St. Mary's (CA)	62 64		
								95	H	UC Davis	58 78	135	A	North Dakota	63 71		
								97	H	BYU	70 63	156	H	Santa Clara	77 68		
								100	H	Long Beach St.	73 71	168	A	Fresno St.	48 61		
												206	H	San Jose St.	79 71		
												209	A	Pacific	60 63		
												209	H	Pacific	67 64		
												210	A	Loyola Marymount	79 72		
												214	H	Seattle U	73 59		
												217	A	San Diego	82 67		
												217	H	San Diego	81 72		
												270	A	Cal Poly	73 67		
												273	A	Portland	75 56		
												280	H	Sacramento St.	91 80		
												288	N	Western Caro.	73 52		
												307	A	Pepperdine	59 81		
LAST 12 Division I GAMES:																	
				210	A	Loyola Marymount	79 72	209	A	Pacific	60 63						
				307	A	Pepperdine	59 81	97	H	BYU	70 63						
				209	H	Pacific	67 64	125	A	St. Mary's (CA)	72 75						
				125	H	St. Mary's (CA)	62 64	77	A	Gonzaga	46 61						
				217	H	San Diego	81 72	156	H	Santa Clara	77 68						
				273	A	Portland	75 56	217	A	San Diego	82 67						

Non-Div I Games:

San Francisco

■ Loss,
 ■ Non-Conf,
 ■ S Site,
 ■ Home
 ■ A Away
 N Neutral

Average RPI Win:	218	WON-LOST	WINNING	LAST 10	STRENGTH OF	OPP. STRENGTH	TEAM	ADJ.	CONF.	ADJ CONF.
Average RPI Loss:	108	RECORD	PCT. RANK	GAMES	SCHEDULE	OF SCHEDULE	RPI	RPI	RPI	RPI
DIV. I ONLY	6- 15	283	4- 6	86	101	206	206	13	13	
DIV. I NON-CONF.	2- 9	293	0- 1	98	36	224	224	15	15	
TOTALS	RPI 1-25	RPI 26-50	W-L RECORDS	RPI 51-100	RPI 101-150	RPI 150+				
6- 15	0- 1	0- 2	OVERALL	1- 4	0- 4	5- 4				
4- 4	0- 0	0- 0	HOME	0- 1	0- 2	4- 1				
2- 9	0- 0	0- 1	AWAY	1- 3	0- 1	1- 3				
0- 2	0- 1	0- 1	NEUTRAL	0- 0	0- 0	0- 0				
2- 9	0- 1	0- 2	NON-CONFERENCE	0- 1	0- 2	2- 3				
1- 2	0- 0	0- 0	HOME	0- 0	0- 1	1- 1				
1- 5	0- 0	0- 1	AWAY	0- 1	0- 1	1- 2				
0- 2	0- 1	0- 1	NEUTRAL	0- 0	0- 0	0- 0				
4- 6	0- 0	0- 0	CONFERENCE	1- 3	0- 2	3- 1				
3- 2	0- 0	0- 0	HOME	0- 1	0- 1	3- 0				
1- 4	0- 0	0- 0	AWAY	1- 2	0- 1	0- 1				
0- 0	0- 0	0- 0	NEUTRAL	0- 0	0- 0	0- 0				

RPI 1-25				RPI 26-50				RPI 51-100				RPI 101+ Team's RPI: 206			
RPI	S	Opponent	Score	RPI	S	Opponent	Score	RPI	S	Opponent	Score	RPI	S	Opponent	Score
4	N	Mississippi St.	51 88	26	A	Arizona St.	37 82	59	A	South Dakota	69 84	101	A	Wyoming	60 89
				37	N	Oregon	62 91	67	A	Colorado St.	67 70	125	H	St. Mary's (CA)	64 85
								67	H	Colorado St.	56 68	146	H	New Mexico	72 82
								76	A	UNLV	76 65	149	A	San Francisco	71 79
								85	A	Boise St.	64 86	156	H	Santa Clara	75 64
												168	A	Fresno St.	74 88
												178	A	Nebraska	61 83
												197	A	New Mexico St.	55 66
												209	H	Pacific	96 99
												232	A	Hawaii	77 61
												235	H	San Diego St.	81 80
												291	H	Nevada	107 84
												315	H	Air Force	86 74
LAST 12 Division I GAMES:															
146	H	New Mexico	72 82	235	H	San Diego St.	81 80								
76	A	UNLV	76 65	168	A	Fresno St.	74 88								
67	H	Colorado St.	56 68	67	A	Colorado St.	67 70								
85	A	Boise St.	64 86	291	H	Nevada	107 84								
101	A	Wyoming	60 89	59	A	South Dakota	69 84								
315	H	Air Force	86 74	178	A	Nebraska	61 83								

Non-Div I Games: Stanislaus St. 90 85

San Jose St.

Santa Clara

Through Games Of Feb. 4, 2017

Average RPI Win:	203	WON-LOST	WINNING	LAST 10	STRENGTH OF	OPP. STRENGTH	TEAM	ADJ.	CONF.	ADJ CONF.
Average RPI Loss:	107	RECORD	PCT. RANK	GAMES	SCHEDULE	OF SCHEDULE	RPI	RPI	RPI	RPI
DIV. I ONLY	9- 13	220	1- 3	64	176	156	156	15	15	
DIV. I NON-CONF.	4- 6	209	0- 1	13	166	93	93	13	13	
TOTALS	RPI 1-25	RPI 26-50	W-L RECORDS	RPI 51-100	RPI 101-150	RPI 150+				
9- 13	0- 1	1- 2	OVERALL	1- 5	0- 2	7- 3				
5- 3	0- 0	0- 1	HOME	1- 1	0- 0	4- 1				
2- 7	0- 0	0- 0	AWAY	0- 0	0- 0	2- 0				
2- 3	0- 1	1- 0	NEUTRAL	0- 2	0- 0	1- 0				
4- 6	0- 1	1- 2	NON-CONFERENCE	0- 2	0- 0	3- 1				
1- 1	0- 0	0- 1	HOME	0- 0	0- 0	1- 0				
1- 2	0- 0	0- 1	AWAY	0- 0	0- 0	1- 1				
2- 3	0- 1	1- 0	NEUTRAL	0- 2	0- 0	1- 0				
5- 7	0- 0	0- 0	CONFERENCE	1- 3	0- 2	4- 2				
4- 2	0- 0	0- 0	HOME	1- 1	0- 0	3- 1				
1- 5	0- 0	0- 0	AWAY	0- 2	0- 2	1- 1				
0- 0	0- 0	0- 0	NEUTRAL	0- 0	0- 0	0- 0				

RPI 1-25				RPI 26-50				RPI 51-100				RPI 101+				Team's RPI: 156	
RPI	S	Opponent	Score	RPI	S	Opponent	Score	RPI	S	Opponent	Score	RPI	S	Opponent	Score		
22	N	South Fla.	54 63	40	N	Marquette	65 62	57	N	Oklahoma St.	53 67	125	A	St. Mary's (CA)	53 55		
				42	H	Northwestern	75 87	66	N	Montana St.	50 77	149	A	San Francisco	68 77		
				45	A	California	58 73	77	A	Gonzaga	39 51	188	H	Idaho St.	82 78		
								77	H	Gonzaga	49 50	197	N	New Mexico St.	60 46		
								97	A	BYU	66 72	206	A	San Jose St.	64 75		
								97	H	BYU	64 63	210	A	Loyola Marymount	50 61		
												210	H	Loyola Marymount	71 64		
												217	H	San Diego	56 57		
												242	A	UC Santa Barbara	69 58		
												273	A	Portland	56 44		
												273	H	Portland	68 56		
												307	H	Pepperdine	61 40		
LAST 12 Division I GAMES:																	
22	N	South Fla.	54 63	77	A	Gonzaga	39 51										
77	H	Gonzaga	49 50	307	H	Pepperdine	61 40										
273	H	Portland	68 56	217	H	San Diego	56 57										
125	A	St. Mary's (CA)	53 55	210	H	Loyola Marymount	71 64										
97	A	BYU	66 72	273	A	Portland	56 44										
210	A	Loyola Marymount	50 61	149	A	San Francisco	68 77										

Non-Div I Games: UC Santa Cruz 85 39

Santa Clara

Loss, Non-Conf, S Site, H Home A Away N Neutral

Average RPI Win:	285	WON-LOST	WINNING	LAST 10	STRENGTH OF	OPP. STRENGTH	TEAM	ADJ.	CONF.	ADJ CONF.
Average RPI Loss:	158	RECORD	PCT. RANK	GAMES	SCHEDULE	OF SCHEDULE	RPI	RPI	RPI	RPI
DIV. I ONLY	7- 14	260	6- 4	213	287	271	271	32	32	
DIV. I NON-CONF.	1- 10	325	0- 2	74	53	279	279	31	31	
TOTALS	RPI 1-25	RPI 26-50	W-L RECORDS	RPI 51-100	RPI 101-150	RPI 150+				
7- 14	0- 3	0- 0	OVERALL	0- 3	0- 0	7- 8				
5- 5	0- 1	0- 0	HOME	0- 1	0- 0	5- 3				
2- 9	0- 2	0- 0	AWAY	0- 2	0- 0	2- 5				
0- 0	0- 0	0- 0	NEUTRAL	0- 0	0- 0	0- 0				
1- 10	0- 3	0- 0	NON-CONFERENCE	0- 3	0- 0	1- 4				
1- 4	0- 1	0- 0	HOME	0- 1	0- 0	1- 2				
0- 6	0- 2	0- 0	AWAY	0- 2	0- 0	0- 2				
0- 0	0- 0	0- 0	NEUTRAL	0- 0	0- 0	0- 0				
6- 4	0- 0	0- 0	CONFERENCE	0- 0	0- 0	6- 4				
4- 1	0- 0	0- 0	HOME	0- 0	0- 0	4- 1				
2- 3	0- 0	0- 0	AWAY	0- 0	0- 0	2- 3				
0- 0	0- 0	0- 0	NEUTRAL	0- 0	0- 0	0- 0				

RPI 1-25				RPI 26-50				RPI 51-100				RPI 101+ Team's RPI: 271			
RPI	S	Opponent	Score	RPI	S	Opponent	Score	RPI	S	Opponent	Score	RPI	S	Opponent	Score
3	H	South Carolina	30 70					70	A	Iowa St.	51 74	157	A	Hampton	46 75
8	A	Washington	36 87					81	H	Jacksonville	40 55	157	H	Hampton	55 51
24	A	Auburn	46 75					89	A	FGCU	40 89	185	A	Seton Hall	60 74
												213	H	Alabama St.	54 39
												249	A	UMES	59 58
												252	A	Howard	49 55
												257	H	Ga. Southern	45 50
												258	A	Norfolk St.	55 61
												259	H	Bethune-Cookman	31 38
												266	H	Jacksonville St.	57 64
												299	A	Kennesaw St.	60 72
												341	H	Florida A&M	56 52
												342	A	South Carolina St.	60 49
												343	H	Delaware St.	64 57
												348	H	Morgan St.	66 62
LAST 12 Division I GAMES:															
157	H	Hampton	55 51	341	H	Florida A&M	56 52								
249	A	UMES	59 58	157	A	Hampton	46 75								
252	A	Howard	49 55	258	A	Norfolk St.	55 61								
343	H	Delaware St.	64 57	259	H	Bethune-Cookman	31 38								
348	H	Morgan St.	66 62	89	A	FGCU	40 89								
342	A	South Carolina St.	60 49	3	H	South Carolina	30 70								

Non-Div I Games: Columbia (SC) 68 52

Savannah St.

■ Loss,
 ■ Non-Conf,
 ■ S Site,
 ■ H Home
 ■ A Away
 N Neutral

Average RPI Win:	289	WON-LOST	WINNING	LAST 10	STRENGTH OF	OPP. STRENGTH	TEAM	ADJ.	CONF.	ADJ CONF.
Average RPI Loss:	142	RECORD	PCT. RANK	GAMES	SCHEDULE	OF SCHEDULE	RPI	RPI	RPI	RPI
DIV. I ONLY	9- 13	220	6- 4	208	280	214	214	29	29	
DIV. I NON-CONF.	3- 12	288	1- 4	155	233	288	288	29	29	
TOTALS	RPI 1-25	RPI 26-50	W-L RECORDS	RPI 51-100	RPI 101-150	RPI 150+				
9- 13	0- 1	0- 0	OVERALL	0- 4	0- 2	9- 6				
4- 5	0- 1	0- 0	HOME	0- 0	0- 1	4- 3				
5- 8	0- 0	0- 0	AWAY	0- 4	0- 1	5- 3				
0- 0	0- 0	0- 0	NEUTRAL	0- 0	0- 0	0- 0				
3- 12	0- 1	0- 0	NON-CONFERENCE	0- 4	0- 2	3- 5				
2- 5	0- 1	0- 0	HOME	0- 0	0- 1	2- 3				
1- 7	0- 0	0- 0	AWAY	0- 4	0- 1	1- 2				
0- 0	0- 0	0- 0	NEUTRAL	0- 0	0- 0	0- 0				
6- 1	0- 0	0- 0	CONFERENCE	0- 0	0- 0	6- 1				
2- 0	0- 0	0- 0	HOME	0- 0	0- 0	2- 0				
4- 1	0- 0	0- 0	AWAY	0- 0	0- 0	4- 1				
0- 0	0- 0	0- 0	NEUTRAL	0- 0	0- 0	0- 0				

RPI 1-25				RPI 26-50				RPI 51-100				RPI 101+ Team's RPI: 214			
RPI	S	Opponent	Score	RPI	S	Opponent	Score	RPI	S	Opponent	Score	RPI	S	Opponent	Score
8	H	Washington	64 94					66	A	Montana St.	56 75	137	H	Idaho	64 68
								67	A	Colorado St.	62 66	149	A	San Francisco	59 73
								85	A	Boise St.	68 73	164	A	UC Riverside	54 58
								99	A	SMU	43 77	197	A	New Mexico St.	69 73
												198	H	CSUN	64 68
												210	H	Loyola Marymount	59 62
												217	A	San Diego	44 67
												222	H	Grand Canyon	86 60
												242	H	UC Santa Barbara	58 53
												250	A	UTRGV	67 54
												250	H	Portland St.	71 79
												287	H	CSU Bakersfield	54 47
												301	A	Denver	75 72
												310	A	UMKC	75 65
												328	A	Chicago St.	64 51
												329	H	Montana	60 44
												331	A	Utah Valley	69 51
LAST 12 Division I GAMES:															
331	A	Utah Valley	69 51	287	H	CSU Bakersfield	54 47	198	H	CSUN	64 68				
250	A	UTRGV	67 54	99	A	SMU	43 77	67	A	Colorado St.	62 66				
197	A	New Mexico St.	69 73	67	A	Colorado St.	62 66	301	A	Denver	75 72				
222	H	Grand Canyon	86 60	301	A	Denver	75 72	217	A	San Diego	44 67				
328	A	Chicago St.	64 51												
310	A	UMKC	75 65												

Non-Div I Games:

Seattle U

■ Loss,
■ Non-Conf,
■ S Site,
■ H Home
■ A Away
N Neutral

Average RPI Win:	196	WON-LOST	WINNING	LAST 10	STRENGTH OF	OPP. STRENGTH	TEAM	ADJ.	CONF.	ADJ CONF.
Average RPI Loss:	93	RECORD	PCT. RANK	GAMES	SCHEDULE	OF SCHEDULE	RPI	RPI	RPI	RPI
DIV. I ONLY	11- 12	188	3- 7	152	71	185	185	7	7	
DIV. I NON-CONF.	7- 4	114	0- 0	243	149	155	155	7	7	
TOTALS	RPI 1-25	RPI 26-50	W-L RECORDS	RPI 51-100	RPI 101-150	RPI 150+				
11- 12	0- 2	0- 3	OVERALL	2- 3	1- 0	8- 4				
10- 4	0- 2	0- 1	HOME	2- 1	1- 0	7- 0				
1- 8	0- 0	0- 2	AWAY	0- 2	0- 0	1- 4				
0- 0	0- 0	0- 0	NEUTRAL	0- 0	0- 0	0- 0				
7- 4	0- 0	0- 0	NON-CONFERENCE	1- 2	1- 0	5- 2				
6- 1	0- 0	0- 0	HOME	1- 1	1- 0	4- 0				
1- 3	0- 0	0- 0	AWAY	0- 1	0- 0	1- 2				
0- 0	0- 0	0- 0	NEUTRAL	0- 0	0- 0	0- 0				
4- 8	0- 2	0- 3	CONFERENCE	1- 1	0- 0	3- 2				
4- 3	0- 2	0- 1	HOME	1- 0	0- 0	3- 0				
0- 5	0- 0	0- 2	AWAY	0- 1	0- 0	0- 2				
0- 0	0- 0	0- 0	NEUTRAL	0- 0	0- 0	0- 0				

RPI 1-25				RPI 26-50				RPI 51-100				RPI 101+ Team's RPI: 185			
RPI	S	Opponent	Score	RPI	S	Opponent	Score	RPI	S	Opponent	Score	RPI	S	Opponent	Score
15	H	DePaul	65 96	40	A	Marquette	60 103	54	A	Minnesota	57 90	126	H	Rider	89 81
23	H	Creighton	60 70	40	H	Marquette	77 83	62	H	Wake Forest	70 63	159	H	Providence	55 43
				41	A	Georgetown	58 77	68	A	Villanova	52 69	172	A	Xavier	64 72
								73	H	UT Arlington	61 86	172	H	Xavier	71 62
								83	H	St. John's (NY)	64 59	173	A	Princeton	67 94
												174	H	Boston College	71 66
												187	A	Rutgers	45 53
												231	A	Butler	58 79
												231	H	Butler	65 63
												233	A	Marist	76 63
												271	H	Savannah St.	74 60
												309	H	Central Conn. St.	78 70
												333	H	LIU Brooklyn	77 59
LAST 12 Division I GAMES:															
40	A	Marquette	60 103	68	A	Villanova	52 69								
231	H	Butler	65 63	40	H	Marquette	77 83								
172	H	Xavier	71 62	15	H	DePaul	65 96								
23	H	Creighton	60 70	172	A	Xavier	64 72								
159	H	Providence	55 43	231	A	Butler	58 79								
41	A	Georgetown	58 77	83	H	St. John's (NY)	64 59								

Non-Div I Games:

Seton Hall

■ Loss,
 ■ Non-Conf,
 ■ S Site,
 ■ H Home
 ■ A Away
 N Neutral

Average RPI Win: 224	WON-LOST	WINNING	LAST 10	STRENGTH OF	OPP. STRENGTH	TEAM	ADJ.	CONF.	ADJ CONF.
Average RPI Loss: 137	RECORD	PCT. RANK	GAMES	SCHEDULE	OF SCHEDULE	RPI	RPI	RPI	RPI
DIV. I ONLY	9- 14	231	6- 4	110	244	199	199	17	17
DIV. I NON-CONF.	1- 8	314	0- 0	36	198	256	256	17	17
TOTALS	RPI 1-25	RPI 26-50	W-L RECORDS	RPI 51-100	RPI 101-150	RPI 150+			
9- 14	0- 0	0- 2	OVERALL	0- 3	0- 2	9- 7			
6- 5	0- 0	0- 1	HOME	0- 1	0- 1	6- 2			
3- 9	0- 0	0- 1	AWAY	0- 2	0- 1	3- 5			
0- 0	0- 0	0- 0	NEUTRAL	0- 0	0- 0	0- 0			
1- 8	0- 0	0- 2	NON-CONFERENCE	0- 2	0- 0	1- 4			
1- 3	0- 0	0- 1	HOME	0- 1	0- 0	1- 1			
0- 5	0- 0	0- 1	AWAY	0- 1	0- 0	0- 3			
0- 0	0- 0	0- 0	NEUTRAL	0- 0	0- 0	0- 0			
8- 6	0- 0	0- 0	CONFERENCE	0- 1	0- 2	8- 3			
5- 2	0- 0	0- 0	HOME	0- 0	0- 1	5- 1			
3- 4	0- 0	0- 0	AWAY	0- 1	0- 1	3- 2			
0- 0	0- 0	0- 0	NEUTRAL	0- 0	0- 0	0- 0			

RPI S	Opponent	Score	RPI S	Opponent	Score	RPI S	Opponent	Score	RPI S	Opponent	Score	Team's RPI: 199
34	A Syracuse	65 102	53	A Quinnipiac	47 73	126	A Rider	70 72				
36	H Harvard	58 65	89	A FGCU	42 66	126	H Rider	61 62				
			93	H New Hampshire	67 77	151	H Hartford	76 80				
						152	A Iona	58 46				
						165	A Albany (NY)	86 88				
						175	A Northeastern	50 61				
						177	A Fairfield	57 61				
						177	H Fairfield	67 52				
						193	A Sacred Heart	58 62				
						221	H Niagara	71 53				
						225	A Monmouth	91 86				
						225	H Monmouth	85 76				
						228	H Colgate	71 63				
						233	A Marist	69 68				
						233	H Marist	59 70				
						240	H Canisius	67 42				
						267	A Manhattan	66 68				
						313	H Saint Peter's	80 55				
LAST 12 Division I GAMES:												
126	A Rider	70 72	225	H Monmouth	85 76							
233	H Marist	59 70	152	A Iona	58 46							
225	A Monmouth	91 86	126	H Rider	61 62							
240	H Canisius	67 42	177	A Fairfield	57 61							
233	A Marist	69 68	221	H Niagara	71 53							
313	H Saint Peter's	80 55	267	A Manhattan	66 68							

Non-Div I Games:

Siena

Average RPI Win:	251	WON-LOST	WINNING	LAST 10	STRENGTH OF	OPP. STRENGTH	TEAM	ADJ.	CONF.	ADJ CONF.
Average RPI Loss:	145	RECORD	PCT. RANK	GAMES	SCHEDULE	OF SCHEDULE	RPI	RPI	RPI	RPI
DIV. I ONLY	5- 14	291	2- 8	154	206	246	246	21	21	
DIV. I NON-CONF.	3- 6	230	0- 2	147	123	200	200	19	19	
TOTALS	RPI 1-25	RPI 26-50	W-L RECORDS	RPI 51-100	RPI 101-150	RPI 150+				
5- 14	0- 0	0- 1	OVERALL	0- 4	0- 4	5- 5				
1- 7	0- 0	0- 1	HOME	0- 1	0- 2	1- 3				
3- 6	0- 0	0- 0	AWAY	0- 2	0- 2	3- 2				
1- 1	0- 0	0- 0	NEUTRAL	0- 1	0- 0	1- 0				
3- 6	0- 0	0- 1	NON-CONFERENCE	0- 2	0- 2	3- 1				
1- 2	0- 0	0- 1	HOME	0- 0	0- 1	1- 0				
1- 3	0- 0	0- 0	AWAY	0- 1	0- 1	1- 1				
1- 1	0- 0	0- 0	NEUTRAL	0- 1	0- 0	1- 0				
2- 8	0- 0	0- 0	CONFERENCE	0- 2	0- 2	2- 4				
0- 5	0- 0	0- 0	HOME	0- 1	0- 1	0- 3				
2- 3	0- 0	0- 0	AWAY	0- 1	0- 1	2- 1				
0- 0	0- 0	0- 0	NEUTRAL	0- 0	0- 0	0- 0				

RPI S	Opponent	Score	RPI S	Opponent	Score	RPI S	Opponent	Score	RPI S	Opponent	Score	Team's RPI: 246
			38 H	North Carolina St.	31 74	55 A	Little Rock	54 71	105 A	Troy	71 75	
						64 N	Florida	33 85	105 H	Troy	57 73	
						73 H	UT Arlington	49 73	116 H	Southern Miss.	48 57	
						81 A	Jacksonville	55 62	140 A	UCF	58 70	
									181 H	Texas St.	44 57	
									195 A	New Orleans	65 62	
									205 A	UAB	41 66	
									236 H	Southern U.	55 48	
									257 A	Ga. Southern	55 46	
									257 H	Ga. Southern	45 53	
									283 A	Georgia St.	77 47	
									283 H	Georgia St.	45 55	
									284 N	North Florida	62 55	
									322 A	Arkansas St.	53 56	
LAST 12 Division I GAMES:												
			105 A	Troy	71 75	73 H	UT Arlington	49 73				
			257 H	Ga. Southern	45 53	283 A	Georgia St.	77 47				
			283 H	Georgia St.	45 55	257 A	Ga. Southern	55 46				
			55 A	Little Rock	54 71	105 H	Troy	57 73				
			322 A	Arkansas St.	53 56	205 A	UAB	41 66				
			181 H	Texas St.	44 57	38 H	North Carolina St.	31 74				

Non-Div I Games: Spring Hill 38 33 William Carey 62 39

South Ala.

Loss, Non-Conf, S Site, H Home A Away N Neutral

South Carolina

Through Games Of Feb. 4, 2017

Average RPI Win:	88	WON-LOST	WINNING	LAST 10	STRENGTH OF	OPP. STRENGTH	TEAM	ADJ.	CONF.	ADJ CONF.
Average RPI Loss:	12	RECORD	PCT. RANK	GAMES	SCHEDULE	OF SCHEDULE	RPI	RPI	RPI	RPI
DIV. I ONLY	19- 2	7	9- 1	8	2	3	3	2	2	
DIV. I NON-CONF.	10- 1	16	2- 0	20	2	3	3	2	2	
TOTALS	RPI 1-25	RPI 26-50	W-L RECORDS	RPI 51-100	RPI 101-150	RPI 150+				
19- 2	6- 2	2- 0	OVERALL	2- 0	6- 0	3- 0				
10- 1	2- 1	0- 0	HOME	1- 0	5- 0	2- 0				
8- 1	3- 1	2- 0	AWAY	1- 0	1- 0	1- 0				
1- 0	1- 0	0- 0	NEUTRAL	0- 0	0- 0	0- 0				
10- 1	3- 1	1- 0	NON-CONFERENCE	1- 0	2- 0	3- 0				
6- 0	1- 0	0- 0	HOME	1- 0	2- 0	2- 0				
3- 1	1- 1	1- 0	AWAY	0- 0	0- 0	1- 0				
1- 0	1- 0	0- 0	NEUTRAL	0- 0	0- 0	0- 0				
9- 1	3- 1	1- 0	CONFERENCE	1- 0	4- 0	0- 0				
4- 1	1- 1	0- 0	HOME	0- 0	3- 0	0- 0				
5- 0	2- 0	1- 0	AWAY	1- 0	1- 0	0- 0				
0- 0	0- 0	0- 0	NEUTRAL	0- 0	0- 0	0- 0				

RPI	S	Opponent	Score	RPI	S	Opponent	Score	RPI	S	Opponent	Score	RPI	S	Opponent	Score
4	H	Mississippi St.	64 61	27	A	LSU	84 61	54	H	Minnesota	98 58	102	H	Ole Miss	65 46
10	A	Texas	76 67	29	A	Ohio St.	92 80	64	A	Florida	81 62	104	A	Georgia	62 44
11	A	Duke	63 74									104	H	Georgia	66 63
12	H	Tennessee	74 76									113	H	Alabama	93 45
13	H	UCLA	66 57									118	H	Clemson	83 61
14	N	Louisville	83 59									134	H	Maine	79 42
16	A	Kentucky	75 63									157	H	Hampton	92 38
24	A	Auburn	73 47									271	A	Savannah St.	70 30
												313	H	Saint Peter's	93 38
LAST 12 Division I GAMES:															
16	A	Kentucky	75 63	104	H	Georgia	66 63								
12	H	Tennessee	74 76	64	A	Florida	81 62								
104	A	Georgia	62 44	24	A	Auburn	73 47								
4	H	Mississippi St.	64 61	113	H	Alabama	93 45								
102	H	Ole Miss	65 46	271	A	Savannah St.	70 30								
27	A	LSU	84 61	13	H	UCLA	66 57								

Non-Div I Games:

South Carolina

Loss, Non-Conf, S Site, H Home A Away N Neutral

Average RPI Win:	307	WON-LOST	WINNING	LAST 10	STRENGTH OF	OPP. STRENGTH	TEAM	ADJ.	CONF.	ADJ CONF.
Average RPI Loss:	229	RECORD	PCT. RANK	GAMES	SCHEDULE	OF SCHEDULE	RPI	RPI	RPI	RPI
DIV. I ONLY	3- 15	324	2- 8	339	327	342	342	32	32	
DIV. I NON-CONF.	1- 8	314	0- 3	326	248	341	341	31	31	
TOTALS	RPI 1-25	RPI 26-50	W-L RECORDS	RPI 51-100	RPI 101-150	RPI 150+				
3- 15	0- 0	0- 0	OVERALL	0- 1	0- 2	3- 12				
1- 5	0- 0	0- 0	HOME	0- 0	0- 0	1- 5				
2- 9	0- 0	0- 0	AWAY	0- 1	0- 2	2- 6				
0- 1	0- 0	0- 0	NEUTRAL	0- 0	0- 0	0- 1				
1- 8	0- 0	0- 0	NON-CONFERENCE	0- 1	0- 2	1- 5				
0- 1	0- 0	0- 0	HOME	0- 0	0- 0	0- 1				
1- 6	0- 0	0- 0	AWAY	0- 1	0- 2	1- 3				
0- 1	0- 0	0- 0	NEUTRAL	0- 0	0- 0	0- 1				
2- 7	0- 0	0- 0	CONFERENCE	0- 0	0- 0	2- 7				
1- 4	0- 0	0- 0	HOME	0- 0	0- 0	1- 4				
1- 3	0- 0	0- 0	AWAY	0- 0	0- 0	1- 3				
0- 0	0- 0	0- 0	NEUTRAL	0- 0	0- 0	0- 0				

RPI 1-25				RPI 26-50				RPI 51-100				RPI 101+ Team's RPI: 342					
RPI	S	Opponent	Score	RPI	S	Opponent	Score	RPI	S	Opponent	Score	RPI	S	Opponent	Score		
								75	A	North Carolina	49	82	104	A	Georgia	50	64
													118	A	Clemson	36	56
													157	A	Hampton	46	80
													237	A	Wofford	65	66
													243	N	Coastal Caro.	54	63
													249	A	UMES	67	60
													252	A	Howard	57	75
													257	A	Ga. Southern	58	74
													258	H	Norfolk St.	53	68
													259	H	Bethune-Cookman	34	64
													263	A	Coppin St.	54	70
													271	H	Savannah St.	49	60
													279	A	Charleston So.	62	67
													318	H	USC Upstate	67	73
													325	A	Winthrop	63	55
													343	H	Delaware St.	70	72
													348	H	Morgan St.	50	46
LAST 12 Division I GAMES:																	
258	H	Norfolk St.	53	68	271	H	Savannah St.	49	60								
252	A	Howard	57	75	259	H	Bethune-Cookman	34	64								
249	A	UMES	67	60	263	A	Coppin St.	54	70								
157	A	Hampton	46	80	75	A	North Carolina	49	82								
348	H	Morgan St.	50	46	257	A	Ga. Southern	58	74								
343	H	Delaware St.	70	72	118	A	Clemson	36	56								

Non-Div I Games: St. Andrews 72 35 Morris 85 57

South Carolina St.

Loss, Non-Conf, S Site, H Home A Away N Neutral

South Dakota

Through Games Of Feb. 4, 2017

Average RPI Win:	188	WON-LOST	WINNING	LAST 10	STRENGTH OF	OPP. STRENGTH	TEAM	ADJ.	CONF.	ADJ CONF.
Average RPI Loss:	127	RECORD	PCT. RANK	GAMES	SCHEDULE	OF SCHEDULE	RPI	RPI	RPI	RPI
DIV. I ONLY	17- 5	28	7- 3	178	143	59	59	11	11	
DIV. I NON-CONF.	9- 2	37	1- 0	120	195	34	34	10	10	
TOTALS	RPI 1-25	RPI 26-50	W-L RECORDS	RPI 51-100	RPI 101-150	RPI 150+				
17- 5	0- 0	1- 1	OVERALL	2- 1	3- 2	11- 1				
8- 1	0- 0	1- 0	HOME	1- 1	1- 0	5- 0				
6- 4	0- 0	0- 1	AWAY	0- 0	2- 2	4- 1				
3- 0	0- 0	0- 0	NEUTRAL	1- 0	0- 0	2- 0				
9- 2	0- 0	0- 0	NON-CONFERENCE	1- 0	2- 2	6- 0				
3- 0	0- 0	0- 0	HOME	0- 0	1- 0	2- 0				
3- 2	0- 0	0- 0	AWAY	0- 0	1- 2	2- 0				
3- 0	0- 0	0- 0	NEUTRAL	1- 0	0- 0	2- 0				
8- 3	0- 0	1- 1	CONFERENCE	1- 1	1- 0	5- 1				
5- 1	0- 0	1- 0	HOME	1- 1	0- 0	3- 0				
3- 2	0- 0	0- 1	AWAY	0- 0	1- 0	2- 1				
0- 0	0- 0	0- 0	NEUTRAL	0- 0	0- 0	0- 0				

RPI 1-25				RPI 26-50				RPI 51-100				Team's RPI: 59				RPI 101+			
RPI	S	Opponent	Score	RPI	S	Opponent	Score	RPI	S	Opponent	Score	RPI	S	Opponent	Score	RPI	S	Opponent	Score
39	A	South Dakota St.	58 70	39	H	South Dakota St.	65 62	74	H	IUPUI	75 62	101	A	Wyoming	62 69	111	H	SFA	80 74
								79	N	Northern Ill.	97 83	122	A	Arkansas	67 70	136	A	Oral Roberts	69 47
								89	H	Western Ill.	78 86					138	A	Tulsa	71 68
																164	A	UC Riverside	61 55
																166	A	Omaha	60 52
																186	H	Illinois	77 68
																202	N	Southern Ill.	68 57
																206	H	San Jose St.	84 69
																208	N	SIUE	75 68
																282	A	North Dakota St.	73 83
																282	H	North Dakota St.	80 48
																287	A	CSU Bakersfield	75 60
																301	A	Denver	53 44
																301	H	Denver	70 64
																323	H	Fort Wayne	87 59
LAST 12 Division I GAMES:																			
39	A	South Dakota St.	58 70	136	A	Oral Roberts	69 47	301	A	Denver	53 44	74	H	IUPUI	75 62	282	A	North Dakota St.	73 83
89	H	Western Ill.	78 86	39	H	South Dakota St.	65 62	301	H	Denver	70 64	202	N	Southern Ill.	68 57				
282	H	North Dakota St.	80 48																
323	H	Fort Wayne	87 59																
166	A	Omaha	60 52																

Non-Div I Games: Concordia-St. Paul 83 58 Northwestern (IA) 100 57

South Dakota

Loss, Non-Conf, S Site, H Home A Away N Neutral

Average RPI Win:	169	WON-LOST	WINNING	LAST 10	STRENGTH OF	OPP. STRENGTH	TEAM	ADJ.	CONF.	ADJ CONF.
Average RPI Loss:	58	RECORD	PCT. RANK	GAMES	SCHEDULE	OF SCHEDULE	RPI	RPI	RPI	RPI
DIV. I ONLY	18- 5	23	8- 2	95	89	39	39	11	11	
DIV. I NON-CONF.	9- 3	63	1- 0	29	28	17	17	10	10	
TOTALS	RPI 1-25	RPI 26-50	W-L RECORDS	RPI 51-100	RPI 101-150	RPI 150+				
18- 5	1- 2	1- 1	OVERALL	5- 1	2- 0	9- 1				
10- 1	1- 0	0- 1	HOME	4- 0	0- 0	5- 0				
7- 4	0- 2	1- 0	AWAY	1- 1	2- 0	3- 1				
1- 0	0- 0	0- 0	NEUTRAL	0- 0	0- 0	1- 0				
9- 3	1- 2	1- 1	NON-CONFERENCE	2- 0	1- 0	4- 0				
4- 1	1- 0	0- 1	HOME	1- 0	0- 0	2- 0				
4- 2	0- 2	1- 0	AWAY	1- 0	1- 0	1- 0				
1- 0	0- 0	0- 0	NEUTRAL	0- 0	0- 0	1- 0				
9- 2	0- 0	0- 0	CONFERENCE	3- 1	1- 0	5- 1				
6- 0	0- 0	0- 0	HOME	3- 0	0- 0	3- 0				
3- 2	0- 0	0- 0	AWAY	0- 1	1- 0	2- 1				
0- 0	0- 0	0- 0	NEUTRAL	0- 0	0- 0	0- 0				

RPI 1-25				RPI 26-50				Team's RPI: 39				RPI 51-100				RPI 101+			
RPI	S	Opponent	Score	RPI	S	Opponent	Score	RPI	S	Opponent	Score	RPI	S	Opponent	Score	RPI	S	Opponent	Score
14	A	Louisville	30 83	35	H	Green Bay	43 67	51	A	Iowa	66 64	135	A	North Dakota	83 72				
17	A	Oklahoma	60 74	49	A	UNI	61 50	56	H	George Washington	60 55	136	A	Oral Roberts	78 57				
23	H	Creighton	63 56					59	A	South Dakota	62 65	166	A	Omaha	82 83				
								59	H	South Dakota	70 58	166	H	Omaha	76 64				
								74	H	IUPUI	68 49	176	A	Wichita St.	78 58				
								89	H	Western Ill.	73 58	208	H	SIUE	82 49				
												282	A	North Dakota St.	69 66				
												282	H	North Dakota St.	70 44				
												295	H	Ark.-Pine Bluff	103 45				
												301	A	Denver	72 63				
												323	H	Fort Wayne	73 51				
												329	N	Montana	84 43				
LAST 12 Division I GAMES:																			
59	H	South Dakota	70 58	74	H	IUPUI	68 49												
282	H	North Dakota St.	70 44	166	H	Omaha	76 64												
166	A	Omaha	82 83	323	H	Fort Wayne	73 51												
89	H	Western Ill.	73 58	59	A	South Dakota	62 65												
301	A	Denver	72 63	282	A	North Dakota St.	69 66												
136	A	Oral Roberts	78 57	176	A	Wichita St.	78 58												

Non-Div I Games:

South Dakota St.

■ Loss,
 ■ Non-Conf, S Site,
 ■ Home
 ■ Away
 N Neutral

Team Info				Through Games of Feb. 17, 1917						
Average RPI Win:	151	WON-LOST	WINNING	LAST 10	STRENGTH OF	OPP. STRENGTH	TEAM	ADJ.	CONF.	ADJ CONF.
Average RPI Loss:	38	RECORD	PCT. RANK	GAMES	SCHEDULE	OF SCHEDULE	RPI	RPI	RPI	RPI
DIV. I ONLY	18- 3	11	8- 2	66	57	22	22	5	5	
DIV. I NON-CONF.	11- 2	24	3- 1	144	77	51	51	5	5	
<hr/>										
TOTALS	RPI 1-25	RPI 26-50		W-L RECORDS		RPI 51-100	RPI 101-150	RPI 150+		
18- 3	0- 2	2- 0		OVERALL		4- 1	4- 0	8- 0		
9- 1	0- 1	0- 0		HOME		1- 0	3- 0	5- 0		
5- 1	0- 1	2- 0		AWAY		1- 0	0- 0	2- 0		
4- 1	0- 0	0- 0		NEUTRAL		2- 1	1- 0	1- 0		
<hr/>										
11- 2	0- 1	0- 0		NON-CONFERENCE		3- 1	2- 0	6- 0		
5- 1	0- 1	0- 0		HOME		1- 0	1- 0	3- 0		
2- 0	0- 0	0- 0		AWAY		0- 0	0- 0	2- 0		
4- 1	0- 0	0- 0		NEUTRAL		2- 1	1- 0	1- 0		
<hr/>										
7- 1	0- 1	2- 0		CONFERENCE		1- 0	2- 0	2- 0		
4- 0	0- 0	0- 0		HOME		0- 0	2- 0	2- 0		
3- 1	0- 1	2- 0		AWAY		1- 0	0- 0	0- 0		
0- 0	0- 0	0- 0		NEUTRAL		0- 0	0- 0	0- 0		

RPI	S	Opponent	Score	RPI	S	Opponent	Score	RPI	S	Opponent	Score	RPI	S	Opponent	Score
1	A	UConn	37 102	32	A	Temple	55 51	75	N	North Carolina	83 55	104	N	Georgia	81 65
14	H	Louisville	52 66	33	A	Tulane	62 53	76	N	UNLV	77 42	124	H	East Carolina	79 48
								81	H	Jacksonville	64 52	132	H	Stetson	74 60
								99	A	SMU	52 51	138	H	Tulsa	84 68
								100	N	Long Beach St.	68 73	156	N	Santa Clara	63 54
												157	H	Cincinnati	72 52
												191	H	Memphis	79 49
												215	H	Saint Francis (PA)	129 80
												231	A	Butler	74 59
												268	H	FIU	91 41
												284	H	North Florida	78 42
												322	A	Arkansas St.	78 59
LAST 12 Division I GAMES:															
157	H	Cincinnati	72 52	1	A	UConn	37 102	138	H	Tulsa	84 68				
32	A	Temple	55 51	33	A	Tulane	62 53	132	H	Stetson	74 60				
99	A	SMU	52 51	76	N	UNLV	77 42	156	N	Santa Clara	63 54				
14	H	Louisville	52 66												
191	H	Memphis	79 49												
124	H	East Carolina	79 48												

Non-Div I Games:

South Fla.

Average RPI Win:	279	WON-LOST	WINNING	LAST 10	STRENGTH OF	OPP. STRENGTH	TEAM	ADJ.	CONF.	ADJ CONF.
Average RPI Loss:	194	RECORD	PCT. RANK	GAMES	SCHEDULE	OF SCHEDULE	RPI	RPI	RPI	RPI
DIV. I ONLY	8- 14	239	4- 6	281	313	285	285	26	26	
DIV. I NON-CONF.	4- 7	224	1- 0	273	312	293	293	26	26	
TOTALS	RPI 1-25	RPI 26-50	W-L RECORDS	RPI 51-100	RPI 101-150	RPI 150+				
8- 14	0- 0	0- 0	OVERALL	0- 2	0- 1	8- 11				
3- 7	0- 0	0- 0	HOME	0- 1	0- 1	3- 5				
4- 6	0- 0	0- 0	AWAY	0- 1	0- 0	4- 5				
1- 1	0- 0	0- 0	NEUTRAL	0- 0	0- 0	1- 1				
4- 7	0- 0	0- 0	NON-CONFERENCE	0- 1	0- 1	4- 5				
2- 3	0- 0	0- 0	HOME	0- 1	0- 1	2- 1				
1- 3	0- 0	0- 0	AWAY	0- 0	0- 0	1- 3				
1- 1	0- 0	0- 0	NEUTRAL	0- 0	0- 0	1- 1				
4- 7	0- 0	0- 0	CONFERENCE	0- 1	0- 0	4- 6				
1- 4	0- 0	0- 0	HOME	0- 0	0- 0	1- 4				
3- 3	0- 0	0- 0	AWAY	0- 1	0- 0	3- 2				
0- 0	0- 0	0- 0	NEUTRAL	0- 0	0- 0	0- 0				

RPI S	Opponent	Score	RPI S	Opponent	Score	RPI S	Opponent	Score	RPI S	Opponent	Score	Team's RPI: 285
						78	A Belmont	77 89	107	H Saint Louis	50 89	
						89	H Western Ill.	87 100	157	H Cincinnati	75 83	
									172	A Xavier	48 54	
									189	H Morehead St.	72 82	
									191	A Memphis	63 65	
									192	N Louisiana	78 82	
									202	A Southern Ill.	70 77	
									208	A SIUE	69 70	
									234	A Tennessee St.	75 67	
									245	A Austin Peay	74 84	
									248	H Murray St.	79 70	
									261	A UT Martin	82 79	
									266	A Jacksonville St.	65 58	
									274	A Evansville	76 74	
									278	H Tennessee Tech	63 74	
									297	H Lipscomb	79 63	
									300	H Eastern Ill.	62 71	
									302	N Alcorn	68 50	
									314	H Eastern Ky.	63 74	
									349	H Alabama A&M	75 47	
LAST 12 Division I GAMES:												
			189	H Morehead St.	72 82		261	A UT Martin	82 79			
			266	A Jacksonville St.	65 58		78	A Belmont	77 89			
			245	A Austin Peay	74 84		234	A Tennessee St.	75 67			
			248	H Murray St.	79 70		314	H Eastern Ky.	63 74			
			300	H Eastern Ill.	62 71		278	H Tennessee Tech	63 74			
			208	A SIUE	69 70		349	H Alabama A&M	75 47			

Non-Div I Games: Hannibal-La Grange 99 52 Stephens College 107 59

Southeast Mo. St.

■ Loss,
 ■ Non-Conf,
 ■ S Site,
 ■ Home
 ■ A Away
 N Neutral

Average RPI Win:	300	WON-LOST	WINNING	LAST 10	STRENGTH OF	OPP. STRENGTH	TEAM	ADJ.	CONF.	ADJ CONF.
Average RPI Loss:	196	RECORD	PCT. RANK	GAMES	SCHEDULE	OF SCHEDULE	RPI	RPI	RPI	RPI
DIV. I ONLY	3- 18	329	2- 8	291	308	334	334	27	27	
DIV. I NON-CONF.	1- 9	323	0- 1	124	238	303	303	27	27	
TOTALS	RPI 1-25	RPI 26-50	W-L RECORDS	RPI 51-100	RPI 101-150	RPI 150+				
3- 18	0- 1	0- 0	OVERALL	0- 3	0- 4	3- 10				
2- 5	0- 0	0- 0	HOME	0- 0	0- 1	2- 4				
1- 13	0- 1	0- 0	AWAY	0- 3	0- 3	1- 6				
0- 0	0- 0	0- 0	NEUTRAL	0- 0	0- 0	0- 0				
1- 9	0- 1	0- 0	NON-CONFERENCE	0- 3	0- 1	1- 4				
1- 1	0- 0	0- 0	HOME	0- 0	0- 0	1- 1				
0- 8	0- 1	0- 0	AWAY	0- 3	0- 1	0- 3				
0- 0	0- 0	0- 0	NEUTRAL	0- 0	0- 0	0- 0				
2- 9	0- 0	0- 0	CONFERENCE	0- 0	0- 3	2- 6				
1- 4	0- 0	0- 0	HOME	0- 0	0- 1	1- 3				
1- 5	0- 0	0- 0	AWAY	0- 0	0- 2	1- 3				
0- 0	0- 0	0- 0	NEUTRAL	0- 0	0- 0	0- 0				

RPI 1-25				RPI 26-50				RPI 51-100				RPI 101+ Team's RPI: 334			
RPI	S	Opponent	Score	RPI	S	Opponent	Score	RPI	S	Opponent	Score	RPI	S	Opponent	Score
5	A	Baylor	38 109					64	A	Florida	51 102	102	A	Ole Miss	31 81
								67	A	Colorado St.	31 77	112	A	Central Ark.	55 77
								82	A	Colorado	54 112	127	A	Lamar University	68 86
												130	H	Abilene Christian	57 82
												163	A	Houston	80 83
												192	A	Louisiana	77 86
												247	H	Grambling	71 87
												259	H	Bethune-Cookman	75 63
												260	H	McNeese	83 86
												303	H	Northwestern St.	69 58
												305	A	A&M-Corpus Christi	61 77
												308	H	Nicholls St.	60 76
												336	A	Incarinate Word	56 96
												336	H	Incarinate Word	76 85
												337	A	Houston Baptist	87 71
												343	A	Sam Houston St.	61 68
												347	A	Jackson St.	66 83
LAST 12 Division I GAMES:															
112	A	Central Ark.	55 77	305	A	A&M-Corpus Christi	61 77								
308	H	Nicholls St.	60 76	127	A	Lamar University	68 86								
343	A	Sam Houston St.	61 68	337	A	Houston Baptist	87 71								
303	H	Northwestern St.	69 58	336	H	Incarinate Word	76 85								
336	A	Incarinate Word	56 96	130	H	Abilene Christian	57 82								
260	H	McNeese	83 86	64	A	Florida	51 102								

Non-Div I Games: Mobile 67 52

Southeastern La.

■ Loss,
 ■ Non-Conf,
 ■ S Site,
 ■ Home
 ■ A Away
 N Neutral

Average RPI Win:	170	WON-LOST	WINNING	LAST 10	STRENGTH OF	OPP. STRENGTH	TEAM	ADJ.	CONF.	ADJ CONF.
Average RPI Loss:	29	RECORD	PCT. RANK	GAMES	SCHEDULE	OF SCHEDULE	RPI	RPI	RPI	RPI
DIV. I ONLY	12- 10	147	2- 8	39	16	72	72	1	1	
DIV. I NON-CONF.	9- 2	37	1- 0	165	116	61	61	1	1	
<hr/>										
TOTALS	RPI 1-25	RPI 26-50	W-L RECORDS	RPI 51-100	RPI 101-150	RPI 150+				
12- 10	1- 6	1- 1	OVERALL	2- 3	1- 0	7- 0				
7- 5	0- 3	1- 1	HOME	2- 1	1- 0	3- 0				
3- 5	1- 3	0- 0	AWAY	0- 2	0- 0	2- 0				
2- 0	0- 0	0- 0	NEUTRAL	0- 0	0- 0	2- 0				
9- 2	1- 1	0- 0	NON-CONFERENCE	1- 1	0- 0	7- 0				
4- 1	0- 1	0- 0	HOME	1- 0	0- 0	3- 0				
3- 1	1- 0	0- 0	AWAY	0- 1	0- 0	2- 0				
2- 0	0- 0	0- 0	NEUTRAL	0- 0	0- 0	2- 0				
3- 8	0- 5	1- 1	CONFERENCE	1- 2	1- 0	0- 0				
3- 4	0- 2	1- 1	HOME	1- 1	1- 0	0- 0				
0- 4	0- 3	0- 0	AWAY	0- 1	0- 0	0- 0				
0- 0	0- 0	0- 0	NEUTRAL	0- 0	0- 0	0- 0				

RPI 1-25				RPI 26-50				RPI 51-100 Team's RPI: 72				RPI 101+			
RPI	S	Opponent	Score	RPI	S	Opponent	Score	RPI	S	Opponent	Score	RPI	S	Opponent	Score
4	H	Mississippi St.	72 76	26	H	Arizona St.	65 50	52	H	Utah	53 58	120	H	Arizona	58 54
6	H	Oregon St.	60 74	37	H	Oregon	53 59	69	A	Washington St.	57 74	162	N	Missouri St.	89 67
8	A	Washington	67 77					76	A	UNLV	66 77	164	H	UC Riverside	67 49
9	A	Stanford	42 58					82	H	Colorado	79 54	232	H	Hawaii	76 44
13	A	UCLA	67 71					100	H	Long Beach St.	82 74	247	H	Grambling	75 64
13	H	UCLA	59 74									273	N	Portland	67 54
21	A	Texas A&M	66 62									280	A	Sacramento St.	111 95
												327	A	UC Irvine	83 45
<hr/>															
LAST 12 Division I GAMES:															
9	A	Stanford	42 58	37	H	Oregon	53 59								
26	H	Arizona St.	65 50	69	A	Washington St.	57 74								
120	H	Arizona	58 54	8	A	Washington	67 77								
13	A	UCLA	67 71	52	H	Utah	53 58								
13	H	UCLA	59 74	82	H	Colorado	79 54								
6	H	Oregon St.	60 74	327	A	UC Irvine	83 45								

Non-Div I Games:

Southern California

■ Loss,
 ■ Non-Conf,
 ■ S Site,
 ■ H Home
 ■ A Away
 N Neutral

Average RPI Win:	241	WON-LOST	WINNING	LAST 10	STRENGTH OF	OPP. STRENGTH	TEAM	ADJ.	CONF.	ADJ CONF.
Average RPI Loss:	135	RECORD	PCT. RANK	GAMES	SCHEDULE	OF SCHEDULE	RPI	RPI	RPI	RPI
DIV. I ONLY	9- 11	206	4- 6	200	158	202	202	16	16	
DIV. I NON-CONF.	5- 5	165	1- 1	208	190	175	175	14	14	
TOTALS	RPI 1-25	RPI 26-50	W-L RECORDS	RPI 51-100	RPI 101-150	RPI 150+				
9- 11	0- 1	0- 3	OVERALL	1- 1	0- 0	8- 6				
5- 4	0- 0	0- 1	HOME	0- 0	0- 0	5- 3				
4- 6	0- 1	0- 2	AWAY	1- 0	0- 0	3- 3				
0- 1	0- 0	0- 0	NEUTRAL	0- 1	0- 0	0- 0				
5- 5	0- 1	0- 0	NON-CONFERENCE	1- 1	0- 0	4- 3				
3- 1	0- 0	0- 0	HOME	0- 0	0- 0	3- 1				
2- 3	0- 1	0- 0	AWAY	1- 0	0- 0	1- 2				
0- 1	0- 0	0- 0	NEUTRAL	0- 1	0- 0	0- 0				
4- 6	0- 0	0- 3	CONFERENCE	0- 0	0- 0	4- 3				
2- 3	0- 0	0- 1	HOME	0- 0	0- 0	2- 2				
2- 3	0- 0	0- 2	AWAY	0- 0	0- 0	2- 1				
0- 0	0- 0	0- 0	NEUTRAL	0- 0	0- 0	0- 0				

RPI 1-25				RPI 26-50				RPI 51-100				RPI 101+ Team's RPI: 202			
RPI	S	Opponent	Score	RPI	S	Opponent	Score	RPI	S	Opponent	Score	RPI	S	Opponent	Score
17	A	Oklahoma	48 80	28	A	Drake	59 75	59	N	South Dakota	57 68	162	H	Missouri St.	60 78
				28	H	Drake	60 71	98	A	Purdue	64 61	176	H	Wichita St.	77 54
				49	A	UNI	49 79					190	H	Indiana St.	53 68
												191	H	Memphis	69 61
												205	H	UAB	49 64
												208	A	SIUE	59 60
												230	A	Bradley	66 57
												248	H	Murray St.	70 63
												261	A	UT Martin	68 76
												274	A	Evansville	60 63
												285	H	Southeast Mo. St.	77 70
												310	A	UMKC	77 69
												311	H	Loyola Chicago	73 57
												317	A	Illinois St.	63 56
LAST 12 Division I GAMES:															
28	H	Drake	60 71	28	A	Drake	59 75								
317	A	Illinois St.	63 56	49	A	UNI	49 79								
230	A	Bradley	66 57	190	H	Indiana St.	53 68								
274	A	Evansville	60 63	311	H	Loyola Chicago	73 57								
162	H	Missouri St.	60 78	59	N	South Dakota	57 68								
176	H	Wichita St.	77 54	310	A	UMKC	77 69								

Non-Div I Games: Brescia 104 35

Southern Ill.

■ Loss,
 ■ Non-Conf,
 ■ S Site,
 ■ Home
 ■ A Away
 N Neutral

Average RPI Win: 208		WON-LOST	WINNING	LAST 10	STRENGTH OF	OPP. STRENGTH	TEAM	ADJ.	CONF.	ADJ CONF.
Average RPI Loss: 117		RECORD	PCT. RANK	GAMES	SCHEDULE	OF SCHEDULE	RPI	RPI	RPI	RPI
DIV. I ONLY		13- 9	124	6- 4	131	152	116	116	14	14
DIV. I NON-CONF.		7- 4	114	0- 1	167	178	142	142	16	16
TOTALS		RPI 1-25	RPI 26-50		W-L RECORDS		RPI 51-100	RPI 101-150	RPI 150+	
13- 9	0- 1	0- 2		OVERALL		1- 2	2- 0	10- 4		
8- 2	0- 1	0- 0		HOME		1- 1	1- 0	6- 0		
4- 5	0- 0	0- 0		AWAY		0- 0	1- 0	3- 0		
1- 2	0- 0	0- 1		NEUTRAL		0- 0	0- 0	1- 1		
7- 4	0- 1	0- 2		NON-CONFERENCE		0- 0	0- 0	7- 1		
5- 1	0- 1	0- 0		HOME		0- 0	0- 0	5- 0		
1- 1	0- 0	0- 1		AWAY		0- 0	0- 0	1- 0		
1- 2	0- 0	0- 1		NEUTRAL		0- 0	0- 0	1- 1		
6- 5	0- 0	0- 0		CONFERENCE		1- 2	2- 0	3- 3		
3- 1	0- 0	0- 0		HOME		1- 1	1- 0	1- 0		
3- 4	0- 0	0- 0		AWAY		0- 1	1- 0	2- 3		
0- 0	0- 0	0- 0		NEUTRAL		0- 0	0- 0	0- 0		

RPI 1-25				RPI 26-50				RPI 51-100				RPI 101+				Team's RPI: 116	
RPI	S	Opponent	Score	RPI	S	Opponent	Score	RPI	S	Opponent	Score	RPI	S	Opponent	Score		
4	H	Mississippi St.	50 72	33	A	Tulane	67 86	80	A	Western Ky.	53 79	131	H	Old Dominion	84 69		
				45	N	California	51 71	88	H	Charlotte	61 78	148	A	UTSA	69 68		
								92	H	Middle Tenn.	81 61	161	A	Louisiana Tech	61 72		
												172	N	Xavier	73 59		
												180	A	Rice	68 76		
												192	H	Louisiana	71 49		
												195	H	New Orleans	78 53		
												200	A	North Texas	62 75		
												205	H	UAB	64 59		
												213	H	Alabama St.	70 43		
												244	A	Marshall	82 78		
												246	A	South Ala.	57 48		
												262	N	Northern Ky.	53 58		
												276	H	Mississippi Val.	83 55		
												286	A	UTEP	79 68		
												302	H	Alcorn	99 56		
LAST 12 Division I GAMES:																	
				80	A	Western Ky.	53 79	88	H	Charlotte	61 78						
				244	A	Marshall	82 78	131	H	Old Dominion	84 69						
				205	H	UAB	64 59	286	A	UTEP	79 68						
				92	H	Middle Tenn.	81 61	148	A	UTSA	69 68						
				180	A	Rice	68 76	161	A	Louisiana Tech	61 72						
				200	A	North Texas	62 75	262	N	Northern Ky.	53 58						

Non-Div I Games:	William Carey	92	39
------------------	---------------	----	----

Southern Miss.

Loss, Non-Conf, S Site, H Home A Away N Neutral

Average RPI Win:	295	WON-LOST	WINNING	LAST 10	STRENGTH OF	OPP. STRENGTH	TEAM	ADJ.	CONF.	ADJ CONF.
Average RPI Loss:	145	RECORD	PCT. RANK	GAMES	SCHEDULE	OF SCHEDULE	RPI	RPI	RPI	RPI
DIV. I ONLY	7- 10	219	6- 4	271	286	236	236	30	30	
DIV. I NON-CONF.	1- 6	310	0- 2	44	24	226	226	30	30	
TOTALS	RPI 1-25	RPI 26-50	W-L RECORDS	RPI 51-100	RPI 101-150	RPI 150+				
7- 10	0- 2	0- 2	OVERALL	0- 0	0- 1	7- 5				
4- 2	0- 0	0- 0	HOME	0- 0	0- 0	4- 2				
3- 7	0- 0	0- 0	AWAY	0- 0	0- 0	3- 1				
0- 1	0- 1	0- 0	NEUTRAL	0- 0	0- 0	0- 0				
1- 6	0- 2	0- 2	NON-CONFERENCE	0- 0	0- 1	1- 1				
1- 0	0- 0	0- 0	HOME	0- 0	0- 0	1- 0				
0- 5	0- 1	0- 2	AWAY	0- 0	0- 1	0- 1				
0- 1	0- 1	0- 0	NEUTRAL	0- 0	0- 0	0- 0				
6- 4	0- 0	0- 0	CONFERENCE	0- 0	0- 0	6- 4				
3- 2	0- 0	0- 0	HOME	0- 0	0- 0	3- 2				
3- 2	0- 0	0- 0	AWAY	0- 0	0- 0	3- 2				
0- 0	0- 0	0- 0	NEUTRAL	0- 0	0- 0	0- 0				

RPI 1-25				RPI 26-50				RPI 51-100				RPI 101+ Team's RPI: 236			
RPI	S	Opponent	Score	RPI	S	Opponent	Score	RPI	S	Opponent	Score	RPI	S	Opponent	Score
13	A	UCLA	47 95	29	A	Ohio St.	73 108					124	A	East Carolina	55 62
21	N	Texas A&M	58 81	46	A	Michigan St.	55 70					207	H	Texas Southern	71 77
												213	A	Alabama St.	70 75
												246	A	South Ala.	48 55
												247	A	Grambling	71 68
												247	H	Grambling	63 70
												259	H	Bethune-Cookman	61 59
												276	H	Mississippi Val.	51 44
												289	H	Prairie View	86 72
												295	H	Ark.-Pine Bluff	67 50
												302	A	Alcorn	63 69
												347	A	Jackson St.	85 56
												349	A	Alabama A&M	66 54
LAST 12 Division I GAMES:															
247	H	Grambling	63 70	347	A	Jackson St.	85 56								
302	A	Alcorn	63 69	247	A	Grambling	71 68								
213	A	Alabama St.	70 75	207	H	Texas Southern	71 77								
349	A	Alabama A&M	66 54	289	H	Prairie View	86 72								
276	H	Mississippi Val.	51 44	124	A	East Carolina	55 62								
295	H	Ark.-Pine Bluff	67 50	21	N	Texas A&M	58 81								

Non-Div I Games: Spring Hill 68 53

Southern U.

■ Loss,
 ■ Non-Conf,
 ■ S Site,
 ■ Home
 ■ A Away
 N Neutral

Season: 2023				Through Games Of Post: 17, 2024						
Average RPI Win:	253	WON-LOST	WINNING	LAST 10	STRENGTH OF	OPP. STRENGTH	TEAM	ADJ.	CONF.	ADJ CONF.
Average RPI Loss:	167	RECORD	PCT. RANK	GAMES	SCHEDULE	OF SCHEDULE	RPI	RPI	RPI	RPI
DIV. I ONLY	4- 17	317	0- 10	138	268	272	272	18	18	
DIV. I NON-CONF.	4- 6	209	1- 0	160	242	174	174	18	18	

TOTALS	RPI 1-25	RPI 26-50		W-L RECORDS	RPI 51-100		RPI 101-150		RPI 150+	
4- 17	0- 1	0- 0		OVERALL	0- 1		0- 8		4- 7	
0- 10	0- 0	0- 0		HOME	0- 0		0- 5		0- 5	
4- 7	0- 1	0- 0		AWAY	0- 1		0- 3		4- 2	
0- 0	0- 0	0- 0		NEUTRAL	0- 0		0- 0		0- 0	
4- 6	0- 1	0- 0		NON-CONFERENCE	0- 1		0- 2		4- 2	
0- 3	0- 0	0- 0		HOME	0- 0		0- 1		0- 2	
4- 3	0- 1	0- 0		AWAY	0- 1		0- 1		4- 0	
0- 0	0- 0	0- 0		NEUTRAL	0- 0		0- 0		0- 0	
0- 11	0- 0	0- 0		CONFERENCE	0- 0		0- 6		0- 5	
0- 7	0- 0	0- 0		HOME	0- 0		0- 4		0- 3	
0- 4	0- 0	0- 0		AWAY	0- 0		0- 2		0- 2	
0- 0	0- 0	0- 0		NEUTRAL	0- 0		0- 0		0- 0	

RPI 1-25				RPI 26-50				RPI 51-100				RPI 101+ Team's RPI: 272			
RPI	S	Opponent	Score	RPI	S	Opponent	Score	RPI	S	Opponent	Score	RPI	S	Opponent	Score
6	A	Oregon St.	38 77					52	A	Utah	43 69	101	A	Wyoming	48 68
												110	A	Northern Colo.	55 74
												110	H	Northern Colo.	53 83
												120	H	Arizona	65 77
												135	A	North Dakota	70 75
												135	H	North Dakota	65 68
												137	H	Idaho	68 85
												144	H	Eastern Wash.	66 67
												188	H	Idaho St.	68 71
												198	A	CSUN	77 71
												201	A	Utah St.	70 54
												222	H	Grand Canyon	73 76
												226	H	Weber St.	68 73
												250	A	Portland St.	74 81
												280	A	Sacramento St.	69 81
												287	A	CSU Bakersfield	65 59
												295	H	Northern Ariz.	68 77
												327	A	UC Irvine	70 58
												331	H	Utah Valley	64 70
LAST 12 Division I GAMES:															
188	H	Idaho St.	68 71	250	A	Portland St.	74 81								
226	H	Weber St.	68 73	280	A	Sacramento St.	69 81								
110	A	Northern Colo.	55 74	135	H	North Dakota	65 68								
135	A	North Dakota	70 75	110	H	Northern Colo.	53 83								
144	H	Eastern Wash.	66 67	295	H	Northern Ariz.	68 77								
137	H	Idaho	68 85	198	A	CSUN	77 71								

Non-Div I Games:	Antelope Valley	89	76
------------------	-----------------	----	----

Southern Utah

Loss, Non-Conf, S Site, H Home A Away N Neutral

Average RPI Win: 223		WON-LOST	WINNING	LAST 10	STRENGTH OF	OPP. STRENGTH	TEAM	ADJ.	CONF.	ADJ CONF.
Average RPI Loss: 142		RECORD	PCT. RANK	GAMES	SCHEDULE	OF SCHEDULE	RPI	RPI	RPI	RPI
DIV. I ONLY		9- 14	231	3- 7	184	153	219	219	12	12
DIV. I NON-CONF.		5- 7	205	0- 1	169	204	204	204	12	12
TOTALS	RPI 1-25	RPI 26-50		W-L RECORDS		RPI 51-100	RPI 101-150	RPI 150+		
9- 14	0- 0	0- 0		OVERALL		0- 4	2- 5	7- 5		
6- 4	0- 0	0- 0		HOME		0- 2	1- 1	5- 1		
1- 10	0- 0	0- 0		AWAY		0- 2	0- 4	1- 4		
2- 0	0- 0	0- 0		NEUTRAL		0- 0	1- 0	1- 0		
5- 7	0- 0	0- 0		NON-CONFERENCE		0- 3	1- 1	4- 3		
3- 2	0- 0	0- 0		HOME		0- 1	0- 0	3- 1		
0- 5	0- 0	0- 0		AWAY		0- 2	0- 1	0- 2		
2- 0	0- 0	0- 0		NEUTRAL		0- 0	1- 0	1- 0		
4- 7	0- 0	0- 0		CONFERENCE		0- 1	1- 4	3- 2		
3- 2	0- 0	0- 0		HOME		0- 1	1- 1	2- 0		
1- 5	0- 0	0- 0		AWAY		0- 0	0- 3	1- 2		
0- 0	0- 0	0- 0		NEUTRAL		0- 0	0- 0	0- 0		

RPI 1-25				RPI 26-50				RPI 51-100				RPI 101+				Team's RPI: 219	
RPI	S	Opponent	Score	RPI	S	Opponent	Score	RPI	S	Opponent	Score	RPI	S	Opponent	Score		
								61	H	Bucknell	35	57	106	A	Delaware	40	43
								65	H	Dayton	60	62	107	A	Saint Louis	49	64
								71	A	Buffalo	47	68	114	H	Duquesne	69	56
								87	A	Toledo	50	74	115	A	Fordham	45	57
													115	H	Fordham	44	60
													126	N	Rider	60	47
													139	A	Saint Joseph's	53	70
													152	A	George Mason	49	52
													165	H	Albany (NY)	67	59
													221	A	Niagara	43	65
													228	H	Colgate	70	57
													238	A	Richmond	54	61
													240	H	Canisius	57	74
													245	N	Austin Peay	58	57
													255	H	Stony Brook	51	37
													265	A	Eastern Mich.	56	75
													281	H	Davidson	70	51
													294	H	Rhode Island	78	69
													298	A	Massachusetts	55	38
LAST 12 Division I GAMES:																	
				115	A	Fordham	45	57	107	A	Saint Louis	49	64				
				139	A	Saint Joseph's	53	70	238	A	Richmond	54	61				
				281	H	Davidson	70	51	65	H	Dayton	60	62				
				114	H	Duquesne	69	56	152	A	George Mason	49	52				
				298	A	Massachusetts	55	38	294	H	Rhode Island	78	69				
				115	H	Fordham	44	60	71	A	Buffalo	47	68				

Non-Div I Games:

St. Bonaventure

Loss, Non-Conf, S Site, H Home A Away N Neutral

Average RPI Win:	288	WON-LOST	WINNING	LAST 10	STRENGTH OF	OPP. STRENGTH	TEAM	ADJ.	CONF.	ADJ CONF.
Average RPI Loss:	215	RECORD	PCT. RANK	GAMES	SCHEDULE	OF SCHEDULE	RPI	RPI	RPI	RPI
DIV. I ONLY	6- 16	287	3- 7	297	342	319	319	31	31	
DIV. I NON-CONF.	2- 9	293	0- 1	183	279	311	311	32	32	
TOTALS	RPI 1-25	RPI 26-50	W-L RECORDS	RPI 51-100	RPI 101-150	RPI 150+				
6- 16	0- 0	0- 1	OVERALL	0- 1	0- 1	6- 13				
3- 7	0- 0	0- 0	HOME	0- 0	0- 0	3- 7				
3- 8	0- 0	0- 1	AWAY	0- 1	0- 1	3- 5				
0- 1	0- 0	0- 0	NEUTRAL	0- 0	0- 0	0- 1				
2- 9	0- 0	0- 1	NON-CONFERENCE	0- 1	0- 1	2- 6				
2- 2	0- 0	0- 0	HOME	0- 0	0- 0	2- 2				
0- 6	0- 0	0- 1	AWAY	0- 1	0- 1	0- 3				
0- 1	0- 0	0- 0	NEUTRAL	0- 0	0- 0	0- 1				
4- 7	0- 0	0- 0	CONFERENCE	0- 0	0- 0	4- 7				
1- 5	0- 0	0- 0	HOME	0- 0	0- 0	1- 5				
3- 2	0- 0	0- 0	AWAY	0- 0	0- 0	3- 2				
0- 0	0- 0	0- 0	NEUTRAL	0- 0	0- 0	0- 0				

RPI 1-25			RPI 26-50			RPI 51-100			RPI 101+ Team's RPI: 319		
RPI	S	Opponent	Score	RPI	S	Opponent	Score	RPI	S	Opponent	Score
				44	A	James Madison	57 83	82	A	Colorado	54 81
								126	A	Rider	60 77
								152	A	Iona	46 62
								170	A	Army West Point	46 69
								174	N	Boston College	58 73
								193	H	Sacred Heart	74 81
								215	A	Saint Francis (PA)	62 79
								217	A	Robert Morris	56 49
								217	H	Robert Morris	54 61
								225	H	Monmouth	87 78
								239	A	Loyola Maryland	60 69
								252	H	Howard	63 78
								267	H	Manhattan	52 55
								292	H	Bryant	63 47
								309	H	Central Conn. St.	53 61
								313	H	Saint Peter's	58 52
								321	H	Mt. St. Mary's	44 62
								333	A	LIU Brooklyn	56 54
								340	A	Wagner	45 58
								346	A	Fairleigh Dickinson	66 59
								346	H	Fairleigh Dickinson	58 59
LAST 12 Division I GAMES:											
217	H	Robert Morris	54 61	333	A	LIU Brooklyn	56 54				
340	A	Wagner	45 58	215	A	Saint Francis (PA)	62 79				
346	H	Fairleigh Dickinson	58 59	217	A	Robert Morris	56 49				
346	A	Fairleigh Dickinson	66 59	309	H	Central Conn. St.	53 61				
321	H	Mt. St. Mary's	44 62	292	H	Bryant	63 47				
193	H	Sacred Heart	74 81	126	A	Rider	60 77				

Non-Div I Games:

St. Francis Brooklyn

Average RPI Win:	160	WON-LOST	WINNING	LAST 10	STRENGTH OF	OPP. STRENGTH	TEAM	ADJ.	CONF.	ADJ CONF.
Average RPI Loss:	58	RECORD	PCT. RANK	GAMES	SCHEDULE	OF SCHEDULE	RPI	RPI	RPI	RPI
DIV. I ONLY	15- 8	92	6- 4	100	54	83	83	7	7	
DIV. I NON-CONF.	8- 3	67	0- 0	142	49	92	92	7	7	
<hr/>										
TOTALS	RPI 1-25	RPI 26-50	W-L RECORDS	RPI 51-100	RPI 101-150	RPI 150+				
15- 8	0- 4	3- 1	OVERALL	1- 1	2- 1	9- 1				
9- 4	0- 3	2- 0	HOME	0- 0	0- 1	7- 0				
5- 3	0- 1	1- 0	AWAY	0- 1	2- 0	2- 1				
1- 1	0- 0	0- 1	NEUTRAL	1- 0	0- 0	0- 0				
8- 3	0- 1	1- 1	NON-CONFERENCE	1- 0	2- 1	4- 0				
5- 2	0- 1	1- 0	HOME	0- 0	0- 1	4- 0				
2- 0	0- 0	0- 0	AWAY	0- 0	2- 0	0- 0				
1- 1	0- 0	0- 1	NEUTRAL	1- 0	0- 0	0- 0				
7- 5	0- 3	2- 0	CONFERENCE	0- 1	0- 0	5- 1				
4- 2	0- 2	1- 0	HOME	0- 0	0- 0	3- 0				
3- 3	0- 1	1- 0	AWAY	0- 1	0- 0	2- 1				
0- 0	0- 0	0- 0	NEUTRAL	0- 0	0- 0	0- 0				

RPI 1-25				RPI 26-50				RPI 51-100				Team's RPI: 83		RPI 101+			
RPI	S	Opponent	Score	RPI	S	Opponent	Score	RPI	S	Opponent	Score			RPI	S	Opponent	Score
15	A	DePaul	51 54	26	N	Arizona St.	41 54	58	N	Virginia	66 55			114	H	Duquesne	65 71
15	H	DePaul	66 78	40	H	Marquette	70 64	68	A	Villanova	50 55			115	A	Fordham	59 45
20	H	Miami (FL)	50 62	41	A	Georgetown	71 66							117	A	William & Mary	73 57
23	H	Creighton	43 55	44	H	James Madison	74 63							159	H	Providence	60 50
														165	H	Albany (NY)	54 36
														172	A	Xavier	65 48
														172	H	Xavier	64 55
														185	A	Seton Hall	59 64
														187	H	Rutgers	65 39
														231	A	Butler	62 41
														231	H	Butler	62 55
														324	H	Lafayette	64 46
														340	H	Wagner	62 34
LAST 12 Division I GAMES:																	
				15	A	DePaul	51 54	41	A	Georgetown	71 66						
				172	H	Xavier	64 55	15	H	DePaul	66 78						
				231	H	Butler	62 55	40	H	Marquette	70 64						
				159	H	Providence	60 50	231	A	Butler	62 41						
				23	H	Creighton	43 55	172	A	Xavier	65 48						
				68	A	Villanova	50 55	185	A	Seton Hall	59 64						

Non-Div I Games:

St. John's (NY)

■ Loss,
 ■ Non-Conf,
 ■ S Site,
 ■ H Home
 ■ A Away
 N Neutral

Average RPI Win:	201	WON-LOST	WINNING	LAST 10	STRENGTH OF	OPP. STRENGTH	TEAM	ADJ.	CONF.	ADJ CONF.
Average RPI Loss:	104	RECORD	PCT. RANK	GAMES	SCHEDULE	OF SCHEDULE	RPI	RPI	RPI	RPI
DIV. I ONLY	14- 9	119	8- 2	173	102	125	125	15	15	
DIV. I NON-CONF.	5- 6	186	0- 0	143	34	150	150	13	13	
TOTALS	RPI 1-25	RPI 26-50	W-L RECORDS	RPI 51-100	RPI 101-150	RPI 150+				
14- 9	0- 0	0- 1	OVERALL	0- 6	3- 0	11- 2				
7- 5	0- 0	0- 1	HOME	0- 3	2- 0	5- 1				
7- 4	0- 0	0- 0	AWAY	0- 3	1- 0	6- 1				
0- 0	0- 0	0- 0	NEUTRAL	0- 0	0- 0	0- 0				
5- 6	0- 0	0- 1	NON-CONFERENCE	0- 4	1- 0	4- 1				
1- 4	0- 0	0- 1	HOME	0- 2	1- 0	0- 1				
4- 2	0- 0	0- 0	AWAY	0- 2	0- 0	4- 0				
0- 0	0- 0	0- 0	NEUTRAL	0- 0	0- 0	0- 0				
9- 3	0- 0	0- 0	CONFERENCE	0- 2	2- 0	7- 1				
6- 1	0- 0	0- 0	HOME	0- 1	1- 0	5- 0				
3- 2	0- 0	0- 0	AWAY	0- 1	1- 0	2- 1				
0- 0	0- 0	0- 0	NEUTRAL	0- 0	0- 0	0- 0				

RPI 1-25				RPI 26-50				RPI 51-100				RPI 101+ Team's RPI: 125			
RPI	S	Opponent	Score	RPI	S	Opponent	Score	RPI	S	Opponent	Score	RPI	S	Opponent	Score
				45	H	California	67 74	52	H	Utah	62 63	110	H	Northern Colo.	75 65
								69	A	Washington St.	69 85	149	A	San Francisco	64 62
								77	H	Gonzaga	75 79	149	H	San Francisco	75 72
								85	H	Boise St.	78 83	156	H	Santa Clara	55 53
								95	A	UC Davis	66 68	174	A	Boston College	62 54
								97	A	BYU	65 70	175	A	Northeastern	77 53
												198	H	CSUN	61 73
												206	A	San Jose St.	85 64
												209	A	Pacific	63 54
												209	H	Pacific	82 74
												210	H	Loyola Marymount	74 59
												217	A	San Diego	71 73
												217	H	San Diego	77 65
												270	A	Cal Poly	79 71
												273	H	Portland	92 76
												307	A	Pepperdine	81 60
LAST 12 Division I GAMES:															
217	H	San Diego	77 65	77	H	Gonzaga	75 79								
209	H	Pacific	82 74	273	H	Portland	92 76								
156	H	Santa Clara	55 53	149	H	San Francisco	75 72								
149	A	San Francisco	64 62	97	A	BYU	65 70								
307	A	Pepperdine	81 60	217	A	San Diego	71 73								
209	A	Pacific	63 54	210	H	Loyola Marymount	74 59								

Non-Div I Games:

St. Mary's (CA)

RPI 1-25				Team's RPI: 9		RPI 26-50				RPI 51-100				RPI 101+			
RPI	S	Opponent	Score	RPI	S	Opponent	Score	RPI	S	Opponent	Score	RPI	S	Opponent	Score		
6	H	Oregon St.	69 72	26	A	Arizona St.	64 57	52	A	Utah	77 58	120	A	Arizona	77 55		
8	A	Washington	72 68	26	H	Arizona St.	66 56	56	A	George Washington	71 52	120	H	Arizona	73 46		
10	H	Texas	71 59	37	H	Oregon	81 60	69	A	Washington St.	76 54	150	H	Yale	102 44		
12	A	Tennessee	51 59					72	H	Southern California	58 42	175	N	Northeastern	74 45		
								77	H	Gonzaga	63 68	176	N	Wichita St.	87 39		
								82	A	Colorado	84 70	198	H	CSUN	88 54		
								95	H	UC Davis	68 42	270	H	Cal Poly	83 55		
								98	N	Purdue	78 69	287	A	CSU Bakersfield	77 56		
LAST 12 Division I GAMES:																	
				72	H	Southern California	58 42	52	A	Utah	77 58						
				8	A	Washington	72 68	6	H	Oregon St.	69 72						
				69	A	Washington St.	76 54	37	H	Oregon	81 60						
				26	H	Arizona St.	66 56	120	A	Arizona	77 55						
				120	H	Arizona	73 46	26	A	Arizona St.	64 57						
				82	A	Colorado	84 70	150	H	Yale	102 44						

Non-Div I Games:

Average RPI Win: 264	WON-LOST	WINNING	LAST 10	STRENGTH OF	OPP. STRENGTH	TEAM	ADJ.	CONF.	ADJ CONF.
Average RPI Loss: 112	RECORD	PCT. RANK	GAMES	SCHEDULE	OF SCHEDULE	RPI	RPI	RPI	RPI
DIV. I ONLY	15- 5	41	7- 3	289	263	132	132	24	24
DIV. I NON-CONF.	8- 4	97	1- 2	252	289	141	141	24	24
TOTALS	RPI 1-25	RPI 26-50	W-L RECORDS	RPI 51-100	RPI 101-150	RPI 150+			
15- 5	0- 1	0- 0	OVERALL	1- 2	0- 1	14- 1			
7- 2	0- 0	0- 0	HOME	0- 1	0- 0	7- 1			
6- 3	0- 1	0- 0	AWAY	1- 1	0- 1	5- 0			
2- 0	0- 0	0- 0	NEUTRAL	0- 0	0- 0	2- 0			
8- 4	0- 1	0- 0	NON-CONFERENCE	0- 1	0- 1	8- 1			
4- 1	0- 0	0- 0	HOME	0- 0	0- 0	4- 1			
2- 3	0- 1	0- 0	AWAY	0- 1	0- 1	2- 0			
2- 0	0- 0	0- 0	NEUTRAL	0- 0	0- 0	2- 0			
7- 1	0- 0	0- 0	CONFERENCE	1- 1	0- 0	6- 0			
3- 1	0- 0	0- 0	HOME	0- 1	0- 0	3- 0			
4- 0	0- 0	0- 0	AWAY	1- 0	0- 0	3- 0			
0- 0	0- 0	0- 0	NEUTRAL	0- 0	0- 0	0- 0			

RPI 1-25				RPI 26-50				RPI 51-100				RPI 101+ Team's RPI: 132			
RPI	S	Opponent	Score	RPI	S	Opponent	Score	RPI	S	Opponent	Score	RPI	S	Opponent	Score
22	A	South Fla.	60 74					81	A	Jacksonville	65 49	122	A	Arkansas	62 79
								89	H	FGCU	71 84	208	H	SIUE	78 68
								94	A	Chattanooga	55 66	217	N	Robert Morris	68 60
												226	N	Weber St.	70 68
												234	H	Tennessee St.	50 56
												259	H	Bethune-Cookman	63 60
												262	A	Northern Ky.	54 45
												284	A	North Florida	62 44
												284	H	North Florida	68 44
												293	A	High Point	81 47
												297	A	Lipscomb	91 66
												299	A	Kennesaw St.	65 56
												300	H	Eastern Ill.	72 55
												306	H	NJIT	77 43
												318	H	USC Upstate	80 68
												320	H	Valparaiso	87 75
LAST 12 Division I GAMES:															
284	A	North Florida	62 44	299	A	Kennesaw St.	65 56								
81	A	Jacksonville	65 49	89	H	FGCU	71 84								
284	H	North Florida	68 44	22	A	South Fla.	60 74								
306	H	NJIT	77 43	234	H	Tennessee St.	50 56								
318	H	USC Upstate	80 68	208	H	SIUE	78 68								
297	A	Lipscomb	91 66	94	A	Chattanooga	55 66								

Non-Div I Games: Webber Int'l 92 54 Palm Beach Atl. 89 50 Warner 100 34

Stetson

Average RPI Win: 242	WON-LOST	WINNING	LAST 10	STRENGTH OF	OPP. STRENGTH	TEAM	ADJ.	CONF.	ADJ CONF.
Average RPI Loss: 168	RECORD	PCT. RANK	GAMES	SCHEDULE	OF SCHEDULE	RPI	RPI	RPI	RPI
DIV. I ONLY	8- 14	239	2- 8	216	264	255	255	22	22
DIV. I NON-CONF.	6- 6	165	2- 0	260	274	210	210	21	21
TOTALS	RPI 1-25	RPI 26-50	W-L RECORDS	RPI 51-100	RPI 101-150	RPI 150+			
8- 14	0- 0	0- 2	OVERALL	1- 2	2- 0	5- 10			
5- 5	0- 0	0- 1	HOME	1- 1	2- 0	2- 3			
2- 8	0- 0	0- 0	AWAY	0- 1	0- 0	2- 7			
1- 1	0- 0	0- 1	NEUTRAL	0- 0	0- 0	1- 0			
6- 6	0- 0	0- 2	NON-CONFERENCE	1- 0	1- 0	4- 4			
3- 2	0- 0	0- 1	HOME	1- 0	1- 0	1- 1			
2- 3	0- 0	0- 0	AWAY	0- 0	0- 0	2- 3			
1- 1	0- 0	0- 1	NEUTRAL	0- 0	0- 0	1- 0			
2- 8	0- 0	0- 0	CONFERENCE	0- 2	1- 0	1- 6			
2- 3	0- 0	0- 0	HOME	0- 1	1- 0	1- 2			
0- 5	0- 0	0- 0	AWAY	0- 1	0- 0	0- 4			
0- 0	0- 0	0- 0	NEUTRAL	0- 0	0- 0	0- 0			

RPI S	Opponent	Score	RPI S	Opponent	Score	RPI S	Opponent	Score	RPI S	Opponent	Score	Team's RPI: 255
34	H Syracuse	60 78	91	H Cornell	66 65	134	H Maine	55 41				
48	N Indiana	60 74	93	A New Hampshire	46 49	145	H Columbia	55 53				
			93	H New Hampshire	45 56	151	A Hartford	52 65				
						152	A Iona	46 57				
						165	A Albany (NY)	54 64				
						165	H Albany (NY)	57 75				
						196	H Hofstra	64 67				
						204	H Binghamton	40 48				
						219	A St. Bonaventure	37 51				
						229	A UMBC	61 67				
						264	A Vermont	43 53				
						267	A Manhattan	55 50				
						309	A Central Conn. St.	64 59				
						310	H UMKC	57 55				
						333	A LIU Brooklyn	48 58				
						338	H UMass Lowell	83 53				
						341	N Florida A&M	80 49				
LAST 12 Division I GAMES:												
165	H Albany (NY)	57 75	338	H UMass Lowell	83 53							
93	H New Hampshire	45 56	134	H Maine	55 41							
264	A Vermont	43 53	165	A Albany (NY)	54 64							
229	A UMBC	61 67	93	A New Hampshire	46 49							
204	H Binghamton	40 48	310	H UMKC	57 55							
151	A Hartford	52 65	91	H Cornell	66 65							

Non-Div I Games: Molloy 62 53

Stony Brook

Average RPI Win:	224	WON-LOST	WINNING	LAST 10	STRENGTH OF	OPP. STRENGTH	TEAM	ADJ.	CONF.	ADJ CONF.
Average RPI Loss:	27	RECORD	PCT. RANK	GAMES	SCHEDULE	OF SCHEDULE	RPI	RPI	RPI	RPI
DIV. I ONLY	10- 11	193	2- 8	61	29	143	143	4	4	
DIV. I NON-CONF.	8- 3	67	2- 0	225	168	132	132	3	3	
TOTALS	RPI 1-25	RPI 26-50	W-L RECORDS	RPI 51-100	RPI 101-150	RPI 150+				
10- 11	0- 7	0- 1	OVERALL	2- 3	1- 0	7- 0				
10- 4	0- 2	0- 0	HOME	2- 2	1- 0	7- 0				
0- 7	0- 5	0- 1	AWAY	0- 1	0- 0	0- 0				
0- 0	0- 0	0- 0	NEUTRAL	0- 0	0- 0	0- 0				
8- 3	0- 2	0- 1	NON-CONFERENCE	1- 0	0- 0	7- 0				
8- 1	0- 1	0- 0	HOME	1- 0	0- 0	7- 0				
0- 2	0- 1	0- 1	AWAY	0- 0	0- 0	0- 0				
0- 0	0- 0	0- 0	NEUTRAL	0- 0	0- 0	0- 0				
2- 8	0- 5	0- 0	CONFERENCE	1- 3	1- 0	0- 0				
2- 3	0- 1	0- 0	HOME	1- 2	1- 0	0- 0				
0- 5	0- 4	0- 0	AWAY	0- 1	0- 0	0- 0				
0- 0	0- 0	0- 0	NEUTRAL	0- 0	0- 0	0- 0				

RPI	S	Opponent	Score	RPI	S	Opponent	Score	RPI	S	Opponent	Score	RPI	S	Opponent	Score	Team's RPI: 143
2	A	Notre Dame	59 92	27	A	LSU	61 67	57	H	Oklahoma St.	67 82	142	H	Kansas	83 68	
5	A	Baylor	54 77					63	H	West Virginia	61 83	207	H	Texas Southern	77 48	
10	A	Texas	54 83					70	A	Iowa St.	69 72	231	H	Butler	73 47	
10	H	Texas	69 77					70	H	Iowa St.	80 75	247	H	Grambling	83 47	
17	A	Oklahoma	72 87					99	H	SMU	76 67	260	H	McNeese	74 70	
18	A	Kansas St.	63 74									302	H	Alcorn	95 39	
21	H	Texas A&M	67 75									336	H	Incarnate Word	88 40	
												343	H	Sam Houston St.	81 37	
LAST 12 Division I GAMES:																
70	A	Iowa St.	69 72	10	A	Texas	54 83									
10	H	Texas	69 77	57	H	Oklahoma St.	67 82									
142	H	Kansas	83 68	17	A	Oklahoma	72 87									
18	A	Kansas St.	63 74	63	H	West Virginia	61 83									
70	H	Iowa St.	80 75	302	H	Alcorn	95 39									
5	A	Baylor	54 77	207	H	Texas Southern	77 48									

Non-Div I Games:

TCU

■ Loss,
 ■ Non-Conf, S Site,
 ■ Home
 ■ Away
 N Neutral

Average RPI Win:	146	WON-LOST	WINNING	LAST 10	STRENGTH OF	OPP. STRENGTH	TEAM	ADJ.	CONF.	ADJ CONF.
Average RPI Loss:	56	RECORD	PCT. RANK	GAMES	SCHEDULE	OF SCHEDULE	RPI	RPI	RPI	RPI
DIV. I ONLY	16- 5	36	8- 2	56	52	32	32	5	5	
DIV. I NON-CONF.	10- 3	54	4- 0	84	60	31	31	5	5	
TOTALS	RPI 1-25	RPI 26-50	W-L RECORDS	RPI 51-100	RPI 101-150	RPI 150+				
16- 5	1- 2	1- 1	OVERALL	2- 1	4- 0	8- 1				
8- 2	1- 2	1- 0	HOME	1- 0	1- 0	4- 0				
8- 2	0- 0	0- 1	AWAY	1- 0	3- 0	4- 1				
0- 1	0- 0	0- 0	NEUTRAL	0- 1	0- 0	0- 0				
10- 3	1- 0	0- 1	NON-CONFERENCE	2- 1	2- 0	5- 1				
5- 0	1- 0	0- 0	HOME	1- 0	0- 0	3- 0				
5- 2	0- 0	0- 1	AWAY	1- 0	2- 0	2- 1				
0- 1	0- 0	0- 0	NEUTRAL	0- 1	0- 0	0- 0				
6- 2	0- 2	1- 0	CONFERENCE	0- 0	2- 0	3- 0				
3- 2	0- 2	1- 0	HOME	0- 0	1- 0	1- 0				
3- 0	0- 0	0- 0	AWAY	0- 0	1- 0	2- 0				
0- 0	0- 0	0- 0	NEUTRAL	0- 0	0- 0	0- 0				

RPI 1-25				RPI 26-50				Team's RPI: 32				RPI 51-100				RPI 101+			
RPI	S	Opponent	Score	RPI	S	Opponent	Score	RPI	S	Opponent	Score	RPI	S	Opponent	Score	RPI	S	Opponent	Score
1	H	UConn	69 97	33	H	Tulane	86 71	53	H	Quinnipiac	71 68	121	A	Penn	63 53				
15	H	DePaul	84 74	36	A	Harvard	62 73	64	N	Florida	76 83	124	H	East Carolina	78 47				
22	H	South Fla.	51 55					68	A	Villanova	83 48	138	A	Tulsa	58 49				
												139	A	Saint Joseph's	86 70				
												157	A	Hampton	65 71				
												163	A	Houston	69 57				
												171	H	La Salle	86 70				
												177	H	Fairfield	73 59				
												187	A	Rutgers	48 37				
												191	A	Memphis	73 67				
												191	H	Memphis	66 51				
												264	H	Vermont	53 39				
												299	A	Kennesaw St.	79 38				
LAST 12 Division I GAMES:																			
1	H	UConn	69 97	124	H	East Carolina	78 47												
22	H	South Fla.	51 55	33	H	Tulane	86 71												
121	A	Penn	63 53	299	A	Kennesaw St.	79 38												
191	H	Memphis	66 51	191	A	Memphis	73 67												
163	A	Houston	69 57	177	H	Fairfield	73 59												
138	A	Tulsa	58 49	187	A	Rutgers	48 37												

Non-Div I Games:

Temple

Tennessee

Through Games Of Feb. 4, 2017

Average RPI Win:	95	WON-LOST	WINNING	LAST 10	STRENGTH OF	OPP. STRENGTH	TEAM	ADJ.	CONF.	ADJ CONF.
Average RPI Loss:	41	RECORD	PCT. RANK	GAMES	SCHEDULE	OF SCHEDULE	RPI	RPI	RPI	RPI
DIV. I ONLY	15- 7	81	7- 3	3	12	12	12	2	2	
DIV. I NON-CONF.	9- 4	85	3- 0	3	39	8	8	2	2	
TOTALS	RPI 1-25	RPI 26-50	W-L RECORDS	RPI 51-100	RPI 101-150	RPI 150+				
15- 7	4- 4	2- 1	OVERALL	1- 1	4- 1	4- 0				
10- 2	3- 2	1- 0	HOME	0- 0	3- 0	3- 0				
5- 5	1- 2	1- 1	AWAY	1- 1	1- 1	1- 0				
0- 0	0- 0	0- 0	NEUTRAL	0- 0	0- 0	0- 0				
9- 4	2- 2	1- 1	NON-CONFERENCE	0- 1	2- 0	4- 0				
7- 1	2- 1	0- 0	HOME	0- 0	2- 0	3- 0				
2- 3	0- 1	1- 1	AWAY	0- 1	0- 0	1- 0				
0- 0	0- 0	0- 0	NEUTRAL	0- 0	0- 0	0- 0				
6- 3	2- 2	1- 0	CONFERENCE	1- 0	2- 1	0- 0				
3- 1	1- 1	1- 0	HOME	0- 0	1- 0	0- 0				
3- 2	1- 1	0- 0	AWAY	1- 0	1- 1	0- 0				
0- 0	0- 0	0- 0	NEUTRAL	0- 0	0- 0	0- 0				

RPI	S	Opponent	Score	RPI	S	Opponent	Score	RPI	S	Opponent	Score	RPI	S	Opponent	Score
2	H	Notre Dame	71 69	27	H	LSU	77 58	64	A	Florida	84 75	102	A	Ole Miss	62 67
3	A	South Carolina	76 74	43	A	Virginia Tech	63 67	96	A	Penn St.	56 70	105	H	Troy	110 84
4	H	Mississippi St.	64 74	44	A	James Madison	81 69					108	A	Vanderbilt	70 57
5	H	Baylor	66 88									108	H	Vanderbilt	91 63
9	H	Stanford	59 51									119	H	Navy	85 55
10	A	Texas	67 72									183	A	ETSU	83 58
16	H	Kentucky	72 65									184	H	Appalachian St.	92 66
24	A	Auburn	61 79									220	H	UNCW	90 54
												234	H	Tennessee St.	86 36
LAST 12 Division I GAMES:															
27	H	LSU	77 58	102	A	Ole Miss	62 67								
3	A	South Carolina	76 74	4	H	Mississippi St.	64 74								
64	A	Florida	84 75	108	A	Vanderbilt	70 57								
108	H	Vanderbilt	91 63	16	H	Kentucky	72 65								
24	A	Auburn	61 79	220	H	UNCW	90 54								
2	H	Notre Dame	71 69	105	H	Troy	110 84								

Non-Div I Games:

Tennessee

■ Loss,
 ■ Non-Conf, S Site,
 ■ Home
 ■ Away
 N Neutral

Average RPI Win:	253	WON-LOST	WINNING	LAST 10	STRENGTH OF	OPP. STRENGTH	TEAM	ADJ.	CONF.	ADJ CONF.
Average RPI Loss:	181	RECORD	PCT. RANK	GAMES	SCHEDULE	OF SCHEDULE	RPI	RPI	RPI	RPI
DIV. I ONLY	8- 12	229	4- 6	250	233	234	234	26	26	
DIV. I NON-CONF.	4- 5	198	1- 0	227	86	161	161	26	26	
TOTALS	RPI 1-25	RPI 26-50	W-L RECORDS	RPI 51-100	RPI 101-150	RPI 150+				
8- 12	0- 1	0- 0	OVERALL	0- 3	1- 0	7- 8				
5- 2	0- 0	0- 0	HOME	0- 1	0- 0	5- 1				
2- 9	0- 1	0- 0	AWAY	0- 2	1- 0	1- 6				
1- 1	0- 0	0- 0	NEUTRAL	0- 0	0- 0	1- 1				
4- 5	0- 1	0- 0	NON-CONFERENCE	0- 2	1- 0	3- 2				
1- 0	0- 0	0- 0	HOME	0- 0	0- 0	1- 0				
2- 4	0- 1	0- 0	AWAY	0- 2	1- 0	1- 1				
1- 1	0- 0	0- 0	NEUTRAL	0- 0	0- 0	1- 1				
4- 7	0- 0	0- 0	CONFERENCE	0- 1	0- 0	4- 6				
4- 2	0- 0	0- 0	HOME	0- 1	0- 0	4- 1				
0- 5	0- 0	0- 0	AWAY	0- 0	0- 0	0- 5				
0- 0	0- 0	0- 0	NEUTRAL	0- 0	0- 0	0- 0				

RPI 1-25				RPI 26-50				RPI 51-100				RPI 101+ Team's RPI: 234			
RPI	S	Opponent	Score	RPI	S	Opponent	Score	RPI	S	Opponent	Score	RPI	S	Opponent	Score
12	A	Tennessee	36 86					57	A	Oklahoma St.	48 86	132	A	Stetson	56 50
								76	A	UNLV	48 69	172	A	Xavier	54 63
								78	H	Belmont	60 70	189	H	Morehead St.	69 66
												203	N	Wisconsin	70 80
												208	A	SIUE	52 73
												245	A	Austin Peay	63 79
												248	A	Murray St.	72 80
												259	N	Bethune-Cookman	69 60
												261	H	UT Martin	85 80
												266	H	Jacksonville St.	64 51
												278	A	Tennessee Tech	59 64
												285	H	Southeast Mo. St.	67 75
												297	A	Lipscomb	77 71
												300	H	Eastern Ill.	69 58
												314	A	Eastern Ky.	62 66
												322	H	Arkansas St.	76 66
LAST 12 Division I GAMES:															
245	A	Austin Peay	63 79	314	A	Eastern Ky.	62 66								
300	H	Eastern Ill.	69 58	189	H	Morehead St.	69 66								
78	H	Belmont	60 70	261	H	UT Martin	85 80								
208	A	SIUE	52 73	285	H	Southeast Mo. St.	67 75								
266	H	Jacksonville St.	64 51	248	A	Murray St.	72 80								
278	A	Tennessee Tech	59 64	132	A	Stetson	56 50								

Non-Div I Games: Fisk 97 41

Tennessee St.

■ Loss,
 ■ Non-Conf,
 ■ S Site,
 ■ H Home
 ■ A Away
 N Neutral

Average RPI Win:	274	WON-LOST	WINNING	LAST 10	STRENGTH OF	OPP. STRENGTH	TEAM	ADJ.	CONF.	ADJ CONF.
Average RPI Loss:	179	RECORD	PCT. RANK	GAMES	SCHEDULE	OF SCHEDULE	RPI	RPI	RPI	RPI
DIV. I ONLY	8- 15	256	5- 5	224	295	278	278	26	26	
DIV. I NON-CONF.	2- 10	305	0- 1	205	272	306	306	26	26	
TOTALS	RPI 1-25	RPI 26-50	W-L RECORDS	RPI 51-100	RPI 101-150	RPI 150+				
8- 15	0- 0	0- 0	OVERALL	0- 3	0- 3	8- 9				
6- 5	0- 0	0- 0	HOME	0- 1	0- 1	6- 3				
2- 10	0- 0	0- 0	AWAY	0- 2	0- 2	2- 6				
0- 0	0- 0	0- 0	NEUTRAL	0- 0	0- 0	0- 0				
2- 10	0- 0	0- 0	NON-CONFERENCE	0- 2	0- 3	2- 5				
1- 4	0- 0	0- 0	HOME	0- 1	0- 1	1- 2				
1- 6	0- 0	0- 0	AWAY	0- 1	0- 2	1- 3				
0- 0	0- 0	0- 0	NEUTRAL	0- 0	0- 0	0- 0				
6- 5	0- 0	0- 0	CONFERENCE	0- 1	0- 0	6- 4				
5- 1	0- 0	0- 0	HOME	0- 0	0- 0	5- 1				
1- 4	0- 0	0- 0	AWAY	0- 1	0- 0	1- 3				
0- 0	0- 0	0- 0	NEUTRAL	0- 0	0- 0	0- 0				

RPI 1-25			RPI 26-50			RPI 51-100			RPI 101+ Team's RPI: 278		
RPI	S	Opponent	Score	RPI	S	Opponent	Score	RPI	S	Opponent	Score
								74	A	IUPUI	63 77
								78	A	Belmont	75 89
								92	H	Middle Tenn.	62 73
								108	A	Vanderbilt	57 89
								128	A	Radford	46 79
								141	H	Wright St.	54 65
								157	A	Cincinnati	38 60
								183	H	ETSU	76 82
								189	A	Morehead St.	65 79
								208	A	SIUE	49 60
								224	A	UNC Asheville	65 77
								234	H	Tennessee St.	64 59
								245	H	Austin Peay	84 87
								248	H	Murray St.	72 54
								254	H	UNCG	59 65
								261	H	UT Martin	81 71
								262	H	Northern Ky.	55 40
								266	H	Jacksonville St.	56 54
								285	A	Southeast Mo. St.	74 63
								297	A	Lipscomb	69 71
								300	A	Eastern Ill.	46 54
								314	H	Eastern Ky.	53 51
								325	A	Winthrop	73 50
LAST 12 Division I GAMES:											
300	A	Eastern Ill.	46 54	266	H	Jacksonville St.	56 54				
261	H	UT Martin	81 71	248	H	Murray St.	72 54				
314	H	Eastern Ky.	53 51	245	H	Austin Peay	84 87				
189	A	Morehead St.	65 79	208	A	SIUE	49 60				
78	A	Belmont	75 89	285	A	Southeast Mo. St.	74 63				
234	H	Tennessee St.	64 59	297	A	Lipscomb	69 71				

Non-Div I Games: Tenn. Wesleyan 54 41

Tennessee Tech

■ Loss,
 ■ Non-Conf,
 ■ S Site,
 ■ H Home
 ■ A Away
 N Neutral

Average RPI Win:	119	WON-LOST	WINNING	LAST 10	STRENGTH OF	OPP. STRENGTH	TEAM	ADJ.	CONF.	ADJ CONF.
Average RPI Loss:	4	RECORD	PCT. RANK	GAMES	SCHEDULE	OF SCHEDULE	RPI	RPI	RPI	RPI
DIV. I ONLY	18- 4	17	10- 0	11	4	10	10	4	4	
DIV. I NON-CONF.	6- 4	126	0- 0	8	23	49	49	3	3	
TOTALS	RPI 1-25	RPI 26-50	W-L RECORDS	RPI 51-100	RPI 101-150	RPI 150+				
18- 4	3- 4	0- 0	OVERALL	7- 0	4- 0	4- 0				
12- 1	3- 1	0- 0	HOME	3- 0	2- 0	4- 0				
6- 2	0- 2	0- 0	AWAY	4- 0	2- 0	0- 0				
0- 1	0- 1	0- 0	NEUTRAL	0- 0	0- 0	0- 0				
6- 4	1- 4	0- 0	NON-CONFERENCE	0- 0	1- 0	4- 0				
6- 1	1- 1	0- 0	HOME	0- 0	1- 0	4- 0				
0- 2	0- 2	0- 0	AWAY	0- 0	0- 0	0- 0				
0- 1	0- 1	0- 0	NEUTRAL	0- 0	0- 0	0- 0				
12- 0	2- 0	0- 0	CONFERENCE	7- 0	3- 0	0- 0				
6- 0	2- 0	0- 0	HOME	3- 0	1- 0	0- 0				
6- 0	0- 0	0- 0	AWAY	4- 0	2- 0	0- 0				
0- 0	0- 0	0- 0	NEUTRAL	0- 0	0- 0	0- 0				

RPI	S	Opponent	Score	RPI	S	Opponent	Score	RPI	S	Opponent	Score	RPI	S	Opponent	Score
1	N	UConn	54 72					57	A	Oklahoma St.	85 71	142	A	Kansas	66 54
3	H	South Carolina	67 76					57	H	Oklahoma St.	66 35	143	A	TCU	77 69
4	A	Mississippi St.	68 79					60	A	Texas Tech	77 57	143	H	TCU	83 54
9	A	Stanford	59 71					60	H	Texas Tech	67 47	148	H	UTSA	76 43
12	H	Tennessee	72 67					63	A	West Virginia	73 63	195	H	New Orleans	80 48
17	H	Oklahoma	86 68					63	H	West Virginia	69 54	250	H	UTRGV	85 61
18	H	Kansas St.	63 58					70	A	Iowa St.	75 68	303	H	Northwestern St.	86 39
												337	H	Houston Baptist	98 46
LAST 12 Division I GAMES:															
18	H	Kansas St.	63 58	63	A	West Virginia	73 63								
57	A	Oklahoma St.	85 71	57	H	Oklahoma St.	66 35								
63	H	West Virginia	69 54	143	H	TCU	83 54								
143	A	TCU	77 69	142	A	Kansas	66 54								
60	A	Texas Tech	77 57	70	A	Iowa St.	75 68								
17	H	Oklahoma	86 68	60	H	Texas Tech	67 47								

Non-Div I Games:

Texas

■ Loss,
■ Non-Conf, S Site,
■ Home
■ Away
N Neutral

Average RPI Win:	117	WON-LOST	WINNING	LAST 10	STRENGTH OF	OPP. STRENGTH	TEAM	ADJ.	CONF.	ADJ CONF.
Average RPI Loss:	62	RECORD	PCT. RANK	GAMES	SCHEDULE	OF SCHEDULE	RPI	RPI	RPI	RPI
DIV. I ONLY	16- 6	54	7- 3	29	40	21	21	2	2	
DIV. I NON-CONF.	10- 3	54	2- 1	40	97	39	39	2	2	
TOTALS	RPI 1-25	RPI 26-50	W-L RECORDS	RPI 51-100	RPI 101-150	RPI 150+				
16- 6	1- 1	2- 1	OVERALL	4- 3	6- 1	3- 0				
10- 1	0- 0	1- 0	HOME	2- 1	5- 0	2- 0				
4- 4	1- 1	0- 1	AWAY	2- 1	1- 1	0- 0				
2- 1	0- 0	1- 0	NEUTRAL	0- 1	0- 0	1- 0				
10- 3	0- 0	1- 0	NON-CONFERENCE	2- 3	4- 0	3- 0				
6- 1	0- 0	0- 0	HOME	1- 1	3- 0	2- 0				
2- 1	0- 0	0- 0	AWAY	1- 1	1- 0	0- 0				
2- 1	0- 0	1- 0	NEUTRAL	0- 1	0- 0	1- 0				
6- 3	1- 1	1- 1	CONFERENCE	2- 0	2- 1	0- 0				
4- 0	0- 0	1- 0	HOME	1- 0	2- 0	0- 0				
2- 3	1- 1	0- 1	AWAY	1- 0	0- 1	0- 0				
0- 0	0- 0	0- 0	NEUTRAL	0- 0	0- 0	0- 0				

RPI 1-25				Team's RPI: 21				RPI 26-50				RPI 51-100				RPI 101+			
RPI	S	Opponent	Score		RPI	S	Opponent	Score		RPI	S	Opponent	Score		RPI	S	Opponent	Score	
4	A	Mississippi St.	61	71	27	H	LSU	54	52	55	A	Little Rock	55	37	104	A	Georgia	59	69
16	A	Kentucky	77	68	30	A	Missouri	76	78	60	H	Texas Tech	98	90	108	H	Vanderbilt	77	72
					34	N	Syracuse	105	84	64	A	Florida	67	59	111	H	SFA	63	48
										64	H	Florida	84	76	112	H	Central Ark.	74	49
										65	N	Dayton	57	74	122	H	Arkansas	90	65
										72	H	Southern California	62	66	130	H	Abilene Christian	71	45
										99	A	SMU	53	54	143	A	TCU	75	67
															236	N	Southern U.	81	58
															289	H	Prairie View	90	62
															305	H	A&M-Corpus Christi	84	55
LAST 12 Division I GAMES:																			
64	H	Florida	84	76	16	A	Kentucky	77	68										
4	A	Mississippi St.	61	71	104	A	Georgia	59	69										
27	H	LSU	54	52	108	H	Vanderbilt	77	72										
30	A	Missouri	76	78	289	H	Prairie View	90	62										
64	A	Florida	67	59	34	N	Syracuse	105	84										
122	H	Arkansas	90	65	65	N	Dayton	57	74										

Non-Div I Games:

Texas A&M

Average RPI Win:	276	WON-LOST	WINNING	LAST 10	STRENGTH OF	OPP. STRENGTH	TEAM	ADJ.	CONF.	ADJ CONF.
Average RPI Loss:	213	RECORD	PCT. RANK	GAMES	SCHEDULE	OF SCHEDULE	RPI	RPI	RPI	RPI
DIV. I ONLY	13- 7	100	8- 2	346	302	207	207	30	30	
DIV. I NON-CONF.	5- 5	165	1- 1	336	200	205	205	30	30	
TOTALS	RPI 1-25	RPI 26-50	W-L RECORDS	RPI 51-100	RPI 101-150	RPI 150+				
13- 7	0- 0	0- 0	OVERALL	0- 1	0- 1	13- 5				
5- 1	0- 0	0- 0	HOME	0- 0	0- 0	5- 1				
7- 6	0- 0	0- 0	AWAY	0- 1	0- 1	7- 4				
1- 0	0- 0	0- 0	NEUTRAL	0- 0	0- 0	1- 0				
5- 5	0- 0	0- 0	NON-CONFERENCE	0- 1	0- 1	5- 3				
0- 1	0- 0	0- 0	HOME	0- 0	0- 0	0- 1				
4- 4	0- 0	0- 0	AWAY	0- 1	0- 1	4- 2				
1- 0	0- 0	0- 0	NEUTRAL	0- 0	0- 0	1- 0				
8- 2	0- 0	0- 0	CONFERENCE	0- 0	0- 0	8- 2				
5- 0	0- 0	0- 0	HOME	0- 0	0- 0	5- 0				
3- 2	0- 0	0- 0	AWAY	0- 0	0- 0	3- 2				
0- 0	0- 0	0- 0	NEUTRAL	0- 0	0- 0	0- 0				

RPI S	Opponent	Score	RPI S	Opponent	Score	RPI S	Opponent	Score	RPI S	Opponent	Score	Team's RPI: 207
						99 A	SMU	36 61	143 A	TCU	48 77	
									180 H	Rice	49 52	
									181 A	Texas St.	66 53	
									195 A	New Orleans	57 63	
									213 H	Alabama St.	52 48	
									236 A	Southern U.	77 71	
									241 N	Presbyterian	74 62	
									247 H	Grambling	69 61	
									268 A	FIU	70 62	
									276 A	Mississippi Val.	74 75	
									286 A	UTEP	89 68	
									289 A	Prairie View	70 62	
									289 H	Prairie View	73 51	
									295 A	Ark.-Pine Bluff	45 49	
									302 A	Alcorn	57 53	
									305 A	A&M-Corpus Christi	61 64	
									337 A	Houston Baptist	50 34	
									347 H	Jackson St.	62 52	
									349 H	Alabama A&M	60 51	
LAST 12 Division I GAMES:												
289 H	Prairie View	73 51	247 H	Grambling	69 61							
349 H	Alabama A&M	60 51	289 A	Prairie View	70 62							
213 H	Alabama St.	52 48	236 A	Southern U.	77 71							
276 A	Mississippi Val.	74 75	302 A	Alcorn	57 53							
295 A	Ark.-Pine Bluff	45 49	268 A	FIU	70 62							
347 H	Jackson St.	62 52	99 A	SMU	36 61							

Non-Div I Games: P.R.-Bayamon 64 58

Texas Southern

Loss, Non-Conf, S Site, H Home A Away N Neutral

Average RPI Win:	238	WON-LOST	WINNING	LAST 10	STRENGTH OF	OPP. STRENGTH	TEAM	ADJ.	CONF.	ADJ CONF.
Average RPI Loss:	150	RECORD	PCT. RANK	GAMES	SCHEDULE	OF SCHEDULE	RPI	RPI	RPI	RPI
DIV. I ONLY	11- 9	143	6- 4	244	221	181	181	21	21	
DIV. I NON-CONF.	5- 5	165	2- 0	295	226	201	201	19	19	
TOTALS	RPI 1-25	RPI 26-50	W-L RECORDS	RPI 51-100	RPI 101-150	RPI 150+				
11- 9	0- 1	0- 0	OVERALL	1- 2	0- 2	10- 4				
6- 3	0- 0	0- 0	HOME	0- 1	0- 0	6- 2				
5- 6	0- 1	0- 0	AWAY	1- 1	0- 2	4- 2				
0- 0	0- 0	0- 0	NEUTRAL	0- 0	0- 0	0- 0				
5- 5	0- 1	0- 0	NON-CONFERENCE	0- 1	0- 1	5- 2				
3- 1	0- 0	0- 0	HOME	0- 0	0- 0	3- 1				
2- 4	0- 1	0- 0	AWAY	0- 1	0- 1	2- 1				
0- 0	0- 0	0- 0	NEUTRAL	0- 0	0- 0	0- 0				
6- 4	0- 0	0- 0	CONFERENCE	1- 1	0- 1	5- 2				
3- 2	0- 0	0- 0	HOME	0- 1	0- 0	3- 1				
3- 2	0- 0	0- 0	AWAY	1- 0	0- 1	2- 1				
0- 0	0- 0	0- 0	NEUTRAL	0- 0	0- 0	0- 0				

RPI 1-25				RPI 26-50				RPI 51-100				RPI 101+ Team's RPI: 181			
RPI	S	Opponent	Score	RPI	S	Opponent	Score	RPI	S	Opponent	Score	RPI	S	Opponent	Score
5	A	Baylor	24 90					73	A	UT Arlington	75 69	105	A	Troy	54 65
								73	H	UT Arlington	39 61	148	A	UTSA	47 72
								99	A	SMU	56 64	163	A	Houston	61 56
												184	A	Appalachian St.	53 37
												184	H	Appalachian St.	64 66
												192	H	Louisiana	62 40
												200	A	North Texas	59 58
												207	H	Texas Southern	53 66
												243	A	Coastal Caro.	48 64
												243	H	Coastal Caro.	83 62
												246	A	South Ala.	57 44
												289	A	Prairie View	60 64
												305	H	A&M-Corpus Christi	57 50
												332	H	La.-Monroe	63 50
												336	H	Incarnate Word	67 50
												343	H	Sam Houston St.	69 46
LAST 12 Division I GAMES:															
73	A	UT Arlington	75 69	105	A	Troy	54 65								
243	A	Coastal Caro.	48 64	73	H	UT Arlington	39 61								
184	A	Appalachian St.	53 37	184	H	Appalachian St.	64 66								
192	H	Louisiana	62 40	243	H	Coastal Caro.	83 62								
332	H	La.-Monroe	63 50	200	A	North Texas	59 58								
246	A	South Ala.	57 44	343	H	Sam Houston St.	69 46								

Non-Div I Games: St. Edward's 51 65

Texas St.

Average RPI Win:	139	WON-LOST	WINNING	LAST 10	STRENGTH OF	OPP. STRENGTH	TEAM	ADJ.	CONF.	ADJ CONF.
Average RPI Loss:	41	RECORD	PCT. RANK	GAMES	SCHEDULE	OF SCHEDULE	RPI	RPI	RPI	RPI
DIV. I ONLY	11- 11	167	3- 7	7	23	60	60	4	4	
DIV. I NON-CONF.	8- 3	67	1- 0	28	138	28	28	3	3	
TOTALS	RPI 1-25	RPI 26-50	W-L RECORDS	RPI 51-100	RPI 101-150	RPI 150+				
11- 11	0- 8	0- 0	OVERALL	4- 1	4- 2	3- 0				
10- 3	0- 3	0- 0	HOME	4- 0	3- 0	3- 0				
0- 8	0- 5	0- 0	AWAY	0- 1	0- 2	0- 0				
1- 0	0- 0	0- 0	NEUTRAL	0- 0	1- 0	0- 0				
8- 3	0- 2	0- 0	NON-CONFERENCE	1- 0	4- 1	3- 0				
7- 0	0- 0	0- 0	HOME	1- 0	3- 0	3- 0				
0- 3	0- 2	0- 0	AWAY	0- 0	0- 1	0- 0				
1- 0	0- 0	0- 0	NEUTRAL	0- 0	1- 0	0- 0				
3- 8	0- 6	0- 0	CONFERENCE	3- 1	0- 1	0- 0				
3- 3	0- 3	0- 0	HOME	3- 0	0- 0	0- 0				
0- 5	0- 3	0- 0	AWAY	0- 1	0- 1	0- 0				
0- 0	0- 0	0- 0	NEUTRAL	0- 0	0- 0	0- 0				

RPI 1-25				RPI 26-50				RPI 51-100				RPI 101+			
RPI	S	Opponent	Score	RPI	S	Opponent	Score	RPI	S	Opponent	Score	RPI	S	Opponent	Score
5	H	Baylor	61 79					57	H	Oklahoma St.	70 65	112	H	Central Ark.	79 45
10	A	Texas	47 67					63	A	West Virginia	79 89	115	N	Fordham	59 50
10	H	Texas	57 77					63	H	West Virginia	75 66	122	A	Arkansas	60 66
17	A	Oklahoma	45 66					70	H	Iowa St.	75 66	135	H	North Dakota	90 80
18	A	Kansas St.	54 68					73	H	UT Arlington	79 60	142	A	Kansas	60 66
18	H	Kansas St.	53 65									146	H	New Mexico	69 58
20	A	Miami (FL)	56 74									163	H	Houston	84 60
21	A	Texas A&M	90 98									289	H	Prairie View	85 43
												302	H	Alcorn	90 37
LAST 12 Division I GAMES:															
5	H	Baylor	61 79	63	H	West Virginia	75 66								
18	H	Kansas St.	53 65	18	A	Kansas St.	54 68								
142	A	Kansas	60 66	70	H	Iowa St.	75 66								
63	A	West Virginia	79 89	57	H	Oklahoma St.	70 65								
10	H	Texas	57 77	10	A	Texas	47 67								
17	A	Oklahoma	45 66	73	H	UT Arlington	79 60								

Non-Div I Games:

Texas Tech

■ Loss,
■ Non-Conf, S Site,
■ Home
■ Away
N Neutral

Average RPI Win:	195	WON-LOST	WINNING	LAST 10	STRENGTH OF	OPP. STRENGTH	TEAM	ADJ.	CONF.	ADJ CONF.
Average RPI Loss:	61	RECORD	PCT. RANK	GAMES	SCHEDULE	OF SCHEDULE	RPI	RPI	RPI	RPI
DIV. I ONLY	13- 7	100	5- 5	87	96	87	87	10	10	
DIV. I NON-CONF.	8- 2	49	1- 1	237	68	89	89	11	11	
TOTALS	RPI 1-25	RPI 26-50	W-L RECORDS	RPI 51-100	RPI 101-150	RPI 150+				
13- 7	0- 2	0- 2	OVERALL	4- 1	1- 2	8- 0				
7- 4	0- 1	0- 1	HOME	2- 1	1- 1	4- 0				
5- 2	0- 0	0- 1	AWAY	2- 0	0- 1	3- 0				
1- 1	0- 1	0- 0	NEUTRAL	0- 0	0- 0	1- 0				
8- 2	0- 2	0- 0	NON-CONFERENCE	1- 0	1- 0	6- 0				
4- 1	0- 1	0- 0	HOME	0- 0	1- 0	3- 0				
3- 0	0- 0	0- 0	AWAY	1- 0	0- 0	2- 0				
1- 1	0- 1	0- 0	NEUTRAL	0- 0	0- 0	1- 0				
5- 5	0- 0	0- 2	CONFERENCE	3- 1	0- 2	2- 0				
3- 3	0- 0	0- 1	HOME	2- 1	0- 1	1- 0				
2- 2	0- 0	0- 1	AWAY	1- 0	0- 1	1- 0				
0- 0	0- 0	0- 0	NEUTRAL	0- 0	0- 0	0- 0				

RPI 1-25				RPI 26-50				RPI 51-100				Team's RPI: 87	RPI 101+			
RPI	S	Opponent	Score	RPI	S	Opponent	Score	RPI	S	Opponent	Score		RPI	S	Opponent	Score
2	H	Notre Dame	68 85	47	A	Ohio	55 61	65	A	Dayton	76 72		109	A	Kent St.	60 70
13	N	UCLA	73 75	47	H	Ohio	55 64	71	A	Buffalo	73 64		129	H	Ball St.	45 51
								71	H	Buffalo	85 63		147	H	Detroit	72 66
								79	H	Northern Ill.	73 77		194	A	Cleveland St.	92 59
								84	H	Central Mich.	74 72		216	H	Miami (OH)	64 50
													219	H	St. Bonaventure	74 50
													265	A	Eastern Mich.	66 49
													281	N	Davidson	76 41
													294	H	Rhode Island	65 50
													305	A	A&M-Corpus Christi	76 60
													326	H	Ill.-Chicago	79 51
LAST 12 Division I GAMES:																
				47	A	Ohio	55 61					71	A	Buffalo	73 64	
				71	H	Buffalo	85 63					216	H	Miami (OH)	64 50	
				84	H	Central Mich.	74 72					265	A	Eastern Mich.	66 49	
				109	A	Kent St.	60 70					129	H	Ball St.	45 51	
				47	H	Ohio	55 64					147	H	Detroit	72 66	
				79	H	Northern Ill.	73 77					2	H	Notre Dame	68 85	

Non-Div I Games: Madonna 99 47

Toledo

Average RPI Win: 187	WON-LOST	WINNING	LAST 10	STRENGTH OF	OPP. STRENGTH	TEAM	ADJ.	CONF.	ADJ CONF.
Average RPI Loss: 122	RECORD	PCT. RANK	GAMES	SCHEDULE	OF SCHEDULE	RPI	RPI	RPI	RPI
DIV. I ONLY	11- 10	158	4- 6	120	140	154	154	8	8
DIV. I NON-CONF.	7- 4	114	1- 1	201	280	158	158	8	8
TOTALS	RPI 1-25	RPI 26-50	W-L RECORDS	RPI 51-100	RPI 101-150	RPI 150+			
11- 10	0- 2	2- 1	OVERALL	1- 1	1- 2	7- 4			
8- 4	0- 0	1- 1	HOME	1- 0	1- 2	5- 1			
3- 6	0- 2	1- 0	AWAY	0- 1	0- 0	2- 3			
0- 0	0- 0	0- 0	NEUTRAL	0- 0	0- 0	0- 0			
7- 4	0- 1	0- 1	NON-CONFERENCE	1- 0	0- 1	6- 1			
5- 2	0- 0	0- 1	HOME	1- 0	0- 1	4- 0			
2- 2	0- 1	0- 0	AWAY	0- 0	0- 0	2- 1			
0- 0	0- 0	0- 0	NEUTRAL	0- 0	0- 0	0- 0			
4- 6	0- 1	2- 0	CONFERENCE	0- 1	1- 1	1- 3			
3- 2	0- 0	1- 0	HOME	0- 0	1- 1	1- 1			
1- 4	0- 1	1- 0	AWAY	0- 1	0- 0	0- 2			
0- 0	0- 0	0- 0	NEUTRAL	0- 0	0- 0	0- 0			

RPI 1-25				RPI 26-50				RPI 51-100				RPI 101+ Team's RPI: 154			
RPI	S	Opponent	Score	RPI	S	Opponent	Score	RPI	S	Opponent	Score	RPI	S	Opponent	Score
19	A	Maryland	63 97	41	H	Georgetown	59 75	86	A	Drexel	48 58	106	H	Delaware	67 73
25	A	Elon	55 83	44	A	James Madison	60 55	91	H	Cornell	68 63	117	H	William & Mary	64 60
				44	H	James Madison	54 51					126	H	Rider	75 79
												152	H	George Mason	79 75
												175	A	Northeastern	64 72
												182	H	Col. of Charleston	61 59
												196	H	Hofstra	61 70
												220	A	UNCW	56 59
												228	A	Colgate	71 76
												229	A	UMBC	59 48
												258	H	Norfolk St.	61 58
												263	H	Coppin St.	69 65
												338	H	UMass Lowell	90 56
												340	A	Wagner	69 40
LAST 12 Division I GAMES:															
25	A	Elon	55 83	196	H	Hofstra	61 70								
106	H	Delaware	67 73	44	H	James Madison	54 51								
220	A	UNCW	56 59	175	A	Northeastern	64 72								
44	A	James Madison	60 55	86	A	Drexel	48 58								
117	H	William & Mary	64 60	258	H	Norfolk St.	61 58								
182	H	Col. of Charleston	61 59	126	H	Rider	75 79								

Non-Div I Games:

Towson

Average RPI Win:	219	WON-LOST	WINNING	LAST 10	STRENGTH OF	OPP. STRENGTH	TEAM	ADJ.	CONF.	ADJ CONF.
Average RPI Loss:	110	RECORD	PCT. RANK	GAMES	SCHEDULE	OF SCHEDULE	RPI	RPI	RPI	RPI
DIV. I ONLY	13- 6	80	8- 2	199	144	105	105	21	21	
DIV. I NON-CONF.	5- 4	143	0- 1	148	43	106	106	19	19	
TOTALS	RPI 1-25	RPI 26-50	W-L RECORDS	RPI 51-100	RPI 101-150	RPI 150+				
13- 6	0- 2	0- 0	OVERALL	3- 2	0- 0	10- 2				
6- 2	0- 0	0- 0	HOME	2- 0	0- 0	4- 2				
5- 4	0- 0	0- 0	AWAY	0- 0	0- 0	5- 0				
2- 0	0- 0	0- 0	NEUTRAL	1- 0	0- 0	1- 0				
5- 4	0- 2	0- 0	NON-CONFERENCE	2- 1	0- 0	3- 1				
2- 1	0- 0	0- 0	HOME	1- 0	0- 0	1- 1				
1- 3	0- 2	0- 0	AWAY	0- 1	0- 0	1- 0				
2- 0	0- 0	0- 0	NEUTRAL	1- 0	0- 0	1- 0				
8- 2	0- 0	0- 0	CONFERENCE	1- 1	0- 0	7- 1				
4- 1	0- 0	0- 0	HOME	1- 0	0- 0	3- 1				
4- 1	0- 0	0- 0	AWAY	0- 1	0- 0	4- 0				
0- 0	0- 0	0- 0	NEUTRAL	0- 0	0- 0	0- 0				

RPI 1-25				RPI 26-50				RPI 51-100				RPI 101+ Team's RPI: 105			
RPI	S	Opponent	Score	RPI	S	Opponent	Score	RPI	S	Opponent	Score	RPI	S	Opponent	Score
12	A	Tennessee	84 110					55	A	Little Rock	74 77	181	H	Texas St.	65 54
24	A	Auburn	52 61					68	N	Villanova	93 85	205	H	UAB	77 81
								73	H	UT Arlington	85 68	213	H	Alabama St.	95 66
								78	H	Belmont	91 74	246	A	South Ala.	73 57
								81	A	Jacksonville	70 77	246	H	South Ala.	75 71
												257	A	Ga. Southern	89 86
												257	H	Ga. Southern	77 67
												283	A	Georgia St.	87 69
												283	H	Georgia St.	65 68
												308	A	Nicholls St.	100 75
												311	N	Loyola Chicago	91 67
												322	A	Arkansas St.	83 75
LAST 12 Division I GAMES:															
246	H	South Ala.	75 71	181	H	Texas St.	65 54	257	A	Ga. Southern	89 86				
283	H	Georgia St.	65 68	283	A	Georgia St.	87 69	246	A	South Ala.	73 57				
257	H	Ga. Southern	77 67	12	A	Tennessee	84 110								
322	A	Arkansas St.	83 75	205	H	UAB	77 81								
55	A	Little Rock	74 77												
73	H	UT Arlington	85 68												

Non-Div I Games: Armstrong St. 118 72 Thomas (GA) 110 55

Troy

Average RPI Win:	148	WON-LOST	WINNING	LAST 10	STRENGTH OF	OPP. STRENGTH	TEAM	ADJ.	CONF.	ADJ CONF.
Average RPI Loss:	41	RECORD	PCT. RANK	GAMES	SCHEDULE	OF SCHEDULE	RPI	RPI	RPI	RPI
DIV. I ONLY	15- 7	81	7- 3	44	34	33	33	5	5	
DIV. I NON-CONF.	9- 4	85	3- 0	57	33	47	47	5	5	
TOTALS	RPI 1-25	RPI 26-50	W-L RECORDS	RPI 51-100	RPI 101-150	RPI 150+				
15- 7	1- 3	1- 2	OVERALL	1- 1	6- 1	6- 0				
9- 1	1- 1	1- 0	HOME	0- 0	4- 0	3- 0				
5- 5	0- 1	0- 2	AWAY	1- 1	2- 1	2- 0				
1- 1	0- 1	0- 0	NEUTRAL	0- 0	0- 0	1- 0				
9- 4	1- 1	1- 1	NON-CONFERENCE	0- 1	4- 1	3- 0				
7- 0	1- 0	1- 0	HOME	0- 0	3- 0	2- 0				
1- 3	0- 0	0- 1	AWAY	0- 1	1- 1	0- 0				
1- 1	0- 1	0- 0	NEUTRAL	0- 0	0- 0	1- 0				
6- 3	0- 2	0- 1	CONFERENCE	1- 0	2- 0	3- 0				
2- 1	0- 1	0- 0	HOME	0- 0	1- 0	1- 0				
4- 2	0- 1	0- 1	AWAY	1- 0	1- 0	2- 0				
0- 0	0- 0	0- 0	NEUTRAL	0- 0	0- 0	0- 0				

RPI 1-25			
RPI	S	Opponent	Score
1	A	UConn	56 100
4	N	Mississippi St.	49 66
22	H	South Fla.	53 62
24	H	Auburn	61 59

RPI 26-50 Team's RPI: 33			
RPI	S	Opponent	Score
27	A	LSU	51 69
32	A	Temple	71 86
38	H	North Carolina St.	63 58

RPI 51-100			
RPI	S	Opponent	Score
92	A	Middle Tenn.	59 62
99	A	SMU	71 59

RPI 101+			
RPI	S	Opponent	Score
108	A	Vanderbilt	63 74
116	H	Southern Miss.	86 67
124	A	East Carolina	61 45
134	H	Maine	77 62
138	H	Tulsa	70 65
144	H	Eastern Wash.	63 51
148	A	UTSA	75 66
157	A	Cincinnati	74 68
163	A	Houston	57 49
163	H	Houston	82 56
247	H	Grambling	79 56
260	H	McNeese	82 65
265	N	Eastern Mich.	62 50

LAST 12 Division I GAMES:			
163	A	Houston	57 49
157	A	Cincinnati	74 68
138	H	Tulsa	70 65
1	A	UConn	56 100
163	H	Houston	82 56
99	A	SMU	71 59
32	A	Temple	71 86
22	H	South Fla.	53 62
124	A	East Carolina	61 45
134	H	Maine	77 62
24	H	Auburn	61 59
144	H	Eastern Wash.	63 51

Non-Div I Games:

Tulane

Loss, Non-Conf, S Site, H Home A Away N Neutral

Average RPI Win:	165	WON-LOST	WINNING	LAST 10	STRENGTH OF	OPP. STRENGTH	TEAM	ADJ.	CONF.	ADJ CONF.
Average RPI Loss:	91	RECORD	PCT. RANK	GAMES	SCHEDULE	OF SCHEDULE	RPI	RPI	RPI	RPI
DIV. I ONLY	8- 14	239	4- 6	46	65	138	138	5	5	
DIV. I NON-CONF.	4- 9	248	1- 2	88	117	190	190	5	5	
TOTALS	RPI 1-25	RPI 26-50	W-L RECORDS	RPI 51-100	RPI 101-150	RPI 150+				
8- 14	0- 4	0- 2	OVERALL	1- 3	4- 2	3- 3				
5- 5	0- 1	0- 1	HOME	1- 2	2- 1	2- 0				
3- 8	0- 3	0- 1	AWAY	0- 0	2- 1	1- 3				
0- 1	0- 0	0- 0	NEUTRAL	0- 1	0- 0	0- 0				
4- 9	0- 2	0- 0	NON-CONFERENCE	0- 3	2- 2	2- 2				
2- 3	0- 0	0- 0	HOME	0- 2	1- 1	1- 0				
2- 5	0- 2	0- 0	AWAY	0- 0	1- 1	1- 2				
0- 1	0- 0	0- 0	NEUTRAL	0- 1	0- 0	0- 0				
4- 5	0- 2	0- 2	CONFERENCE	1- 0	2- 0	1- 1				
3- 2	0- 1	0- 1	HOME	1- 0	1- 0	1- 0				
1- 3	0- 1	0- 1	AWAY	0- 0	1- 0	0- 1				
0- 0	0- 0	0- 0	NEUTRAL	0- 0	0- 0	0- 0				

RPI 1-25				RPI 26-50				RPI 51-100				RPI 101+ Team's RPI: 138			
RPI	S	Opponent	Score	RPI	S	Opponent	Score	RPI	S	Opponent	Score	RPI	S	Opponent	Score
1	H	UConn	58 98	32	H	Temple	49 58	55	H	Little Rock	58 63	107	H	Saint Louis	70 64
17	A	Oklahoma	68 85	33	A	Tulane	65 70	59	H	South Dakota	68 71	122	H	Arkansas	50 57
18	A	Kansas St.	62 82					97	N	BYU	56 71	124	H	East Carolina	100 92
22	A	South Fla.	68 84					99	H	SMU	66 59	136	A	Oral Roberts	68 76
												140	A	UCF	73 62
												146	A	New Mexico	67 64
												163	A	Houston	66 71
												190	A	Indiana St.	68 72
												191	H	Memphis	57 52
												200	H	North Texas	63 58
												310	A	UMKC	80 70
												322	A	Arkansas St.	80 83
LAST 12 Division I GAMES:															
124	H	East Carolina	100 92	22	A	South Fla.	68 84	191	H	Memphis	57 52				
99	H	SMU	66 59	33	A	Tulane	65 70	163	A	Houston	66 71				
140	A	UCF	73 62	1	H	UConn	58 98	190	A	Indiana St.	68 72				
32	H	Temple	49 58	55	H	Little Rock	58 63	50	A	Arkansas	50 57				

Non-Div I Games:

Tulsa

■ Loss,
■ Non-Conf,
■ S Site,
■ H Home
■ A Away
N Neutral

Average RPI Win:	248	WON-LOST	WINNING	LAST 10	STRENGTH OF	OPP. STRENGTH	TEAM	ADJ.	CONF.	ADJ CONF.
Average RPI Loss:	124	RECORD	PCT. RANK	GAMES	SCHEDULE	OF SCHEDULE	RPI	RPI	RPI	RPI
DIV. I ONLY	10- 11	193	4- 6	187	161	205	205	14	14	
DIV. I NON-CONF.	6- 4	126	0- 0	123	208	110	110	16	16	
TOTALS	RPI 1-25	RPI 26-50	W-L RECORDS	RPI 51-100	RPI 101-150	RPI 150+				
10- 11	0- 2	0- 0	OVERALL	0- 3	1- 2	9- 4				
7- 5	0- 1	0- 0	HOME	0- 2	0- 1	7- 1				
2- 6	0- 1	0- 0	AWAY	0- 1	1- 1	1- 3				
1- 0	0- 0	0- 0	NEUTRAL	0- 0	0- 0	1- 0				
6- 4	0- 2	0- 0	NON-CONFERENCE	0- 1	1- 0	5- 1				
3- 2	0- 1	0- 0	HOME	0- 1	0- 0	3- 0				
2- 2	0- 1	0- 0	AWAY	0- 0	1- 0	1- 1				
1- 0	0- 0	0- 0	NEUTRAL	0- 0	0- 0	1- 0				
4- 7	0- 0	0- 0	CONFERENCE	0- 2	0- 2	4- 3				
4- 3	0- 0	0- 0	HOME	0- 1	0- 1	4- 1				
0- 4	0- 0	0- 0	AWAY	0- 1	0- 1	0- 2				
0- 0	0- 0	0- 0	NEUTRAL	0- 0	0- 0	0- 0				

RPI 1-25				RPI 26-50				RPI 51-100				RPI 101+ Team's RPI: 205			
RPI	S	Opponent	Score	RPI	S	Opponent	Score	RPI	S	Opponent	Score	RPI	S	Opponent	Score
7	H	Florida St.	47 93					78	H	Belmont	58 72	105	A	Troy	81 77
15	A	DePaul	80 90					80	A	Western Ky.	48 60	116	A	Southern Miss.	59 64
								92	H	Middle Tenn.	61 64	148	H	UTSA	67 82
												161	A	Louisiana Tech	63 64
												180	H	Rice	62 61
												200	H	North Texas	58 59
												202	A	Southern Ill.	64 49
												227	A	Samford	49 52
												244	A	Marshall	58 61
												246	H	South Ala.	66 41
												268	H	FIU	82 68
												276	H	Mississippi Val.	80 46
												286	H	UTEP	74 61
												290	N	Gardner-Webb	59 49
												293	H	High Point	75 66
												330	H	Fla. Atlantic	66 55
LAST 12 Division I GAMES:															
148	H	UTSA	67 82	244	A	Marshall	58 61								
286	H	UTEP	74 61	80	A	Western Ky.	48 60								
116	A	Southern Miss.	59 64	180	H	Rice	62 61								
161	A	Louisiana Tech	63 64	200	H	North Texas	58 59								
268	H	FIU	82 68	92	H	Middle Tenn.	61 64								
330	H	Fla. Atlantic	66 55	246	H	South Ala.	66 41								

Non-Div I Games: Miles 106 48

UAB

Loss, Non-Conf, S Site, H Home A Away N Neutral

Average RPI Win:	224	WON-LOST	WINNING	LAST 10	STRENGTH OF	OPP. STRENGTH	TEAM	ADJ.	CONF.	ADJ CONF.
Average RPI Loss:	82	RECORD	PCT. RANK	GAMES	SCHEDULE	OF SCHEDULE	RPI	RPI	RPI	RPI
DIV. I ONLY	16- 6	54	8- 2	201	157	95	95	25	25	
DIV. I NON-CONF.	8- 4	97	1- 1	91	76	65	65	23	23	
TOTALS	RPI 1-25	RPI 26-50	W-L RECORDS	RPI 51-100	RPI 101-150	RPI 150+				
16- 6	0- 2	0- 0	OVERALL	1- 3	3- 0	12- 1				
8- 2	0- 0	0- 0	HOME	1- 1	1- 0	6- 1				
8- 3	0- 2	0- 0	AWAY	0- 1	2- 0	6- 0				
0- 1	0- 0	0- 0	NEUTRAL	0- 1	0- 0	0- 0				
8- 4	0- 2	0- 0	NON-CONFERENCE	1- 1	3- 0	4- 1				
4- 1	0- 0	0- 0	HOME	1- 0	1- 0	2- 1				
4- 2	0- 2	0- 0	AWAY	0- 0	2- 0	2- 0				
0- 1	0- 0	0- 0	NEUTRAL	0- 1	0- 0	0- 0				
8- 2	0- 0	0- 0	CONFERENCE	0- 2	0- 0	8- 0				
4- 1	0- 0	0- 0	HOME	0- 1	0- 0	4- 0				
4- 1	0- 0	0- 0	AWAY	0- 1	0- 0	4- 0				
0- 0	0- 0	0- 0	NEUTRAL	0- 0	0- 0	0- 0				

RPI 1-25				RPI 26-50				RPI 51-100				Team's RPI: 95		RPI 101+			
RPI	S	Opponent	Score	RPI	S	Opponent	Score	RPI	S	Opponent	Score			RPI	S	Opponent	Score
6	A	Oregon St.	52 93					66	H	Montana St.	70 62			125	H	St. Mary's (CA)	68 66
9	A	Stanford	42 68					81	N	Jacksonville	54 61			140	A	UCF	77 71
								100	A	Long Beach St.	62 64			149	A	San Francisco	78 58
								100	H	Long Beach St.	51 64			164	H	UC Riverside	72 55
														196	H	Hofstra	60 64
														198	H	CSUN	81 65
														209	A	Pacific	95 87
														232	H	Hawaii	70 55
														235	H	San Diego St.	75 55
														242	A	UC Santa Barbara	62 48
														270	A	Cal Poly	61 53
														273	H	Portland	66 52
														280	A	Sacramento St.	110 78
														327	A	UC Irvine	89 48
														339	A	Cal St. Fullerton	70 51
														339	H	Cal St. Fullerton	59 39
LAST 12 Division I GAMES:																	
242	A	UC Santa Barbara	62 48	198	H	CSUN	81 65										
270	A	Cal Poly	61 53	100	H	Long Beach St.	51 64										
339	H	Cal St. Fullerton	59 39	232	H	Hawaii	70 55										
164	H	UC Riverside	72 55	327	A	UC Irvine	89 48										
100	A	Long Beach St.	62 64	81	N	Jacksonville	54 61										
339	A	Cal St. Fullerton	70 51	140	A	UCF	77 71										

Non-Div I Games: Holy Names 91 51

UC Davis

Average RPI Win:	245	WON-LOST	WINNING	LAST 10	STRENGTH OF	OPP. STRENGTH	TEAM	ADJ.	CONF.	ADJ CONF.
Average RPI Loss:	185	RECORD	PCT. RANK	GAMES	SCHEDULE	OF SCHEDULE	RPI	RPI	RPI	RPI
DIV. I ONLY	2- 19	338	1- 8	198	272	327	327	25	25	
DIV. I NON-CONF.	1- 12	332	0- 3	188	297	323	323	23	23	
TOTALS	RPI 1-25	RPI 26-50	W-L RECORDS	RPI 51-100	RPI 101-150	RPI 150+				
2- 19	0- 0	0- 0	OVERALL	0- 5	0- 1	2- 13				
1- 10	0- 0	0- 0	HOME	0- 4	0- 1	1- 5				
1- 8	0- 0	0- 0	AWAY	0- 1	0- 0	1- 7				
0- 1	0- 0	0- 0	NEUTRAL	0- 0	0- 0	0- 1				
1- 12	0- 0	0- 0	NON-CONFERENCE	0- 3	0- 1	1- 8				
0- 6	0- 0	0- 0	HOME	0- 2	0- 1	0- 3				
1- 5	0- 0	0- 0	AWAY	0- 1	0- 0	1- 4				
0- 1	0- 0	0- 0	NEUTRAL	0- 0	0- 0	0- 1				
1- 7	0- 0	0- 0	CONFERENCE	0- 2	0- 0	1- 5				
1- 4	0- 0	0- 0	HOME	0- 2	0- 0	1- 2				
0- 3	0- 0	0- 0	AWAY	0- 0	0- 0	0- 3				
0- 0	0- 0	0- 0	NEUTRAL	0- 0	0- 0	0- 0				

RPI S	Opponent	Score	RPI S	Opponent	Score	RPI S	Opponent	Score	RPI S	Opponent	Score	Team's RPI: 327
						72	H Southern California	45 83	107	H Saint Louis	69 79	
						76	H UNLV	46 62	164	A UC Riverside	58 76	
						77	A Gonzaga	38 102	164	H UC Riverside	58 79	
						95	H UC Davis	48 89	168	N Fresno St.	45 63	
						100	H Long Beach St.	63 68	188	A Idaho St.	54 65	
									198	H CSUN	77 52	
									201	A Utah St.	52 66	
									210	A Loyola Marymount	39 58	
									232	A Hawaii	62 79	
									242	H UC Santa Barbara	60 85	
									250	A Portland St.	73 79	
									272	H Southern Utah	58 70	
									280	H Sacramento St.	70 78	
									287	H CSU Bakersfield	66 86	
									291	A Nevada	72 59	
									339	A Cal St. Fullerton	53 64	
LAST 12 Division I GAMES:												
			100	H Long Beach St.	63 68		164	A UC Riverside	58 76			
			242	H UC Santa Barbara	60 85		95	H UC Davis	48 89			
			232	A Hawaii	62 79		72	H Southern California	45 83			
			164	H UC Riverside	58 79		272	H Southern Utah	58 70			
			339	A Cal St. Fullerton	53 64		287	H CSU Bakersfield	66 86			
			198	H CSUN	77 52		76	H UNLV	46 62			

Non-Div I Games: Concordia (CA) 92 61

UC Irvine

■ Loss,
■ Non-Conf,
■ S Site,
■ H Home
■ A Away
N Neutral

UC Riverside

Through Games Of Feb. 4, 2017

Average RPI Win:	263	WON-LOST	WINNING	LAST 10	STRENGTH OF	OPP. STRENGTH	TEAM	ADJ.	CONF.	ADJ CONF.
Average RPI Loss:	100	RECORD	PCT. RANK	GAMES	SCHEDULE	OF SCHEDULE	RPI	RPI	RPI	RPI
DIV. I ONLY	12- 10	147	6- 4	228	178	164	164	25	25	
DIV. I NON-CONF.	6- 7	182	1- 2	125	128	145	145	23	23	
TOTALS	RPI 1-25	RPI 26-50	W-L RECORDS	RPI 51-100	RPI 101-150	RPI 150+				
12- 10	0- 0	0- 2	OVERALL	0- 5	0- 2	12- 1				
7- 2	0- 0	0- 0	HOME	0- 1	0- 1	7- 0				
4- 8	0- 0	0- 2	AWAY	0- 4	0- 1	4- 1				
1- 0	0- 0	0- 0	NEUTRAL	0- 0	0- 0	1- 0				
6- 7	0- 0	0- 2	NON-CONFERENCE	0- 3	0- 2	6- 0				
3- 2	0- 0	0- 0	HOME	0- 1	0- 1	3- 0				
2- 5	0- 0	0- 2	AWAY	0- 2	0- 1	2- 0				
1- 0	0- 0	0- 0	NEUTRAL	0- 0	0- 0	1- 0				
6- 3	0- 0	0- 0	CONFERENCE	0- 2	0- 0	6- 1				
4- 0	0- 0	0- 0	HOME	0- 0	0- 0	4- 0				
2- 3	0- 0	0- 0	AWAY	0- 2	0- 0	2- 1				
0- 0	0- 0	0- 0	NEUTRAL	0- 0	0- 0	0- 0				

RPI 1-25			RPI 26-50			RPI 51-100			RPI 101+ Team's RPI: 164		
RPI	S	Opponent	Score	RPI	S	Opponent	Score	RPI	S	Opponent	Score
30	A	Missouri	62 68	59	H	South Dakota	55 61	121	H	Penn	55 71
45	A	California	56 71	72	A	Southern California	49 67	142	A	Kansas	84 90
				89	A	FGCU	45 60	210	A	Loyola Marymount	75 72
				95	A	UC Davis	55 72	214	H	Seattle U	58 54
				100	A	Long Beach St.	51 55	222	H	Grand Canyon	77 64
								227	N	Samford	51 48
								232	H	Hawaii	63 45
								235	H	San Diego St.	72 44
								242	A	UC Santa Barbara	54 58
								270	A	Cal Poly	72 69
								270	H	Cal Poly	68 59
								287	A	CSU Bakersfield	71 66
								327	A	UC Irvine	79 58
								327	H	UC Irvine	76 58
								339	H	Cal St. Fullerton	68 45
LAST 12 Division I GAMES:											
270	A	Cal Poly	72 69	242	A	UC Santa Barbara	54 58				
232	H	Hawaii	63 45	270	H	Cal Poly	68 59				
100	A	Long Beach St.	51 55	327	H	UC Irvine	76 58				
95	A	UC Davis	55 72	121	H	Penn	55 71				
339	H	Cal St. Fullerton	68 45	89	A	FGCU	45 60				
327	A	UC Irvine	79 58	227	N	Samford	51 48				

Non-Div I Games:

UC Riverside

■ Loss,
 ■ Non-Conf,
 ■ S Site,
 ■ H Home
 ■ A Away
 N Neutral

Average RPI Win:	260	WON-LOST	WINNING	LAST 10	STRENGTH OF	OPP. STRENGTH	TEAM	ADJ.	CONF.	ADJ CONF.
Average RPI Loss:	166	RECORD	PCT. RANK	GAMES	SCHEDULE	OF SCHEDULE	RPI	RPI	RPI	RPI
DIV. I ONLY	11- 11	167	6- 4	328	162	242	242	25	25	
DIV. I NON-CONF.	5- 8	218	2- 1	319	109	281	281	23	23	
TOTALS	RPI 1-25	RPI 26-50	W-L RECORDS	RPI 51-100	RPI 101-150	RPI 150+				
11- 11	0- 1	0- 0	OVERALL	1- 2	0- 1	10- 7				
6- 4	0- 1	0- 0	HOME	1- 1	0- 1	5- 1				
3- 7	0- 0	0- 0	AWAY	0- 1	0- 0	3- 6				
2- 0	0- 0	0- 0	NEUTRAL	0- 0	0- 0	2- 0				
5- 8	0- 1	0- 0	NON-CONFERENCE	0- 1	0- 1	5- 5				
2- 3	0- 1	0- 0	HOME	0- 0	0- 1	2- 1				
1- 5	0- 0	0- 0	AWAY	0- 1	0- 0	1- 4				
2- 0	0- 0	0- 0	NEUTRAL	0- 0	0- 0	2- 0				
6- 3	0- 0	0- 0	CONFERENCE	1- 1	0- 0	5- 2				
4- 1	0- 0	0- 0	HOME	1- 1	0- 0	3- 0				
2- 2	0- 0	0- 0	AWAY	0- 0	0- 0	2- 2				
0- 0	0- 0	0- 0	NEUTRAL	0- 0	0- 0	0- 0				

RPI	S	Opponent	Score	RPI	S	Opponent	Score	RPI	S	Opponent	Score	RPI	S	Opponent	Score	Team's RPI: 242
13	H	UCLA	52 71					70	A	Iowa St.	60 77	150	H	Yale	60 64	
								95	H	UC Davis	48 62	156	H	Santa Clara	58 69	
								100	H	Long Beach St.	65 60	164	H	UC Riverside	58 54	
												168	A	Fresno St.	50 49	
												198	A	CSUN	61 75	
												210	A	Loyola Marymount	55 57	
												214	A	Seattle U	53 58	
												217	A	San Diego	63 77	
												232	H	Hawaii	74 62	
												235	A	San Diego St.	70 84	
												270	A	Cal Poly	67 78	
												282	N	North Dakota St.	66 59	
												295	H	Northern Ariz.	60 51	
												305	N	A&M-Corpus Christi	66 60	
												307	H	Pepperdine	66 57	
												327	A	UC Irvine	85 60	
												339	A	Cal St. Fullerton	56 49	
												339	H	Cal St. Fullerton	57 37	
LAST 12 Division I GAMES:																
95	H	UC Davis	48 62	164	H	UC Riverside	58 54									
339	H	Cal St. Fullerton	57 37	339	A	Cal St. Fullerton	56 49									
327	A	UC Irvine	85 60	270	A	Cal Poly	67 78									
198	A	CSUN	61 75	150	H	Yale	60 64									
232	H	Hawaii	74 62	282	N	North Dakota St.	66 59									
100	H	Long Beach St.	65 60	305	N	A&M-Corpus Christi	66 60									

Non-Div I Games:

UC Santa Barbara

■ Loss,
 ■ Non-Conf, S Site,
 ■ Home
 ■ Away
 N Neutral

Average RPI Win:	216	WON-LOST	WINNING	LAST 10	STRENGTH OF	OPP. STRENGTH	TEAM	ADJ.	CONF.	ADJ CONF.
Average RPI Loss:	110	RECORD	PCT. RANK	GAMES	SCHEDULE	OF SCHEDULE	RPI	RPI	RPI	RPI
DIV. I ONLY	13- 9	124	3- 7	170	111	140	140	5	5	
DIV. I NON-CONF.	10- 3	54	2- 1	231	247	107	107	5	5	
TOTALS	RPI 1-25	RPI 26-50	W-L RECORDS	RPI 51-100	RPI 101-150	RPI 150+				
13- 9	0- 1	0- 1	OVERALL	0- 3	2- 1	11- 3				
7- 5	0- 1	0- 1	HOME	0- 1	1- 1	6- 1				
6- 4	0- 0	0- 0	AWAY	0- 2	1- 0	5- 2				
0- 0	0- 0	0- 0	NEUTRAL	0- 0	0- 0	0- 0				
10- 3	0- 0	0- 1	NON-CONFERENCE	0- 2	1- 0	9- 0				
6- 2	0- 0	0- 1	HOME	0- 1	1- 0	5- 0				
4- 1	0- 0	0- 0	AWAY	0- 1	0- 0	4- 0				
0- 0	0- 0	0- 0	NEUTRAL	0- 0	0- 0	0- 0				
3- 6	0- 1	0- 0	CONFERENCE	0- 1	1- 1	2- 3				
1- 3	0- 1	0- 0	HOME	0- 0	0- 1	1- 1				
2- 3	0- 0	0- 0	AWAY	0- 1	1- 0	1- 2				
0- 0	0- 0	0- 0	NEUTRAL	0- 0	0- 0	0- 0				

RPI 1-25				RPI 26-50				RPI 51-100				RPI 101+ Team's RPI: 140			
RPI	S	Opponent	Score	RPI	S	Opponent	Score	RPI	S	Opponent	Score	RPI	S	Opponent	Score
1	H	UConn	48 84	43	H	Virginia Tech	64 67	71	A	Buffalo	65 66	124	A	East Carolina	54 42
								95	H	UC Davis	71 77	126	H	Rider	49 30
								99	A	SMU	58 63	138	H	Tulsa	62 73
												157	A	Cincinnati	57 63
												157	H	Cincinnati	64 44
												163	A	Houston	62 48
												166	H	Omaha	81 41
												191	A	Memphis	59 65
												191	H	Memphis	62 65
												231	A	Butler	66 59
												245	H	Austin Peay	61 43
												246	H	South Ala.	70 58
												257	A	Ga. Southern	74 54
												259	H	Bethune-Cookman	70 43
												268	A	FIU	69 52
												281	A	Davidson	57 38
												290	H	Gardner-Webb	66 52
LAST 12 Division I GAMES:															
				99	A	SMU	58 63	191	H	Memphis	62 65				
				191	A	Memphis	59 65	157	A	Cincinnati	57 63				
				157	H	Cincinnati	64 44	1	H	UConn	48 84				
				138	H	Tulsa	62 73	95	H	UC Davis	71 77				
				124	A	East Carolina	54 42	166	H	Omaha	81 41				
				163	A	Houston	62 48	257	A	Ga. Southern	74 54				

Non-Div I Games:

UCF

■ Loss,
 ■ Non-Conf,
 S Site,
 ■ Home
 ■ Away
 N Neutral

Average RPI Win:	124	WON-LOST	WINNING	LAST 10	STRENGTH OF	OPP. STRENGTH	TEAM	ADJ.	CONF.	ADJ CONF.
Average RPI Loss:	26	RECORD	PCT. RANK	GAMES	SCHEDULE	OF SCHEDULE	RPI	RPI	RPI	RPI
DIV. I ONLY	17- 5	28	7- 3	21	18	13	13	1	1	
DIV. I NON-CONF.	9- 2	37	1- 0	48	84	13	13	1	1	
<hr/>										
TOTALS	RPI 1-25	RPI 26-50	W-L RECORDS	RPI 51-100	RPI 101-150	RPI 150+				
17- 5	1- 3	3- 1	OVERALL	6- 1	1- 0	6- 0				
12- 0	1- 0	3- 0	HOME	3- 0	1- 0	4- 0				
3- 5	0- 3	0- 1	AWAY	1- 1	0- 0	2- 0				
2- 0	0- 0	0- 0	NEUTRAL	2- 0	0- 0	0- 0				
9- 2	0- 2	1- 0	NON-CONFERENCE	2- 0	0- 0	6- 0				
5- 0	0- 0	1- 0	HOME	0- 0	0- 0	4- 0				
2- 2	0- 2	0- 0	AWAY	0- 0	0- 0	2- 0				
2- 0	0- 0	0- 0	NEUTRAL	2- 0	0- 0	0- 0				
8- 3	1- 1	2- 1	CONFERENCE	4- 1	1- 0	0- 0				
7- 0	1- 0	2- 0	HOME	3- 0	1- 0	0- 0				
1- 3	0- 1	0- 1	AWAY	1- 1	0- 0	0- 0				
0- 0	0- 0	0- 0	NEUTRAL	0- 0	0- 0	0- 0				

RPI 1-25				Team's RPI: 13		RPI 26-50				RPI 51-100				RPI 101+			
RPI	S	Opponent	Score	RPI	S	Opponent	Score	RPI	S	Opponent	Score	RPI	S	Opponent	Score		
3	A	South Carolina	57 66	26	H	Arizona St.	69 60	51	N	Iowa	78 65	120	H	Arizona	69 49		
5	A	Baylor	70 84	31	H	Michigan	84 64	52	H	Utah	67 56	209	H	Pacific	82 55		
6	H	Oregon St.	66 56	37	H	Oregon	79 63	69	A	Washington St.	73 82	232	H	Hawaii	72 49		
8	A	Washington	70 82	45	A	California	77 80	72	A	Southern California	74 59	236	H	Southern U.	95 47		
								72	H	Southern California	71 67	242	A	UC Santa Barbara	71 52		
								82	H	Colorado	87 74	270	H	Cal Poly	80 64		
								87	N	Toledo	75 73	275	A	N.C. A&T	83 42		
LAST 12 Division I GAMES:																	
				45	A	California	77 80	6	H	Oregon St.	66 56						
				120	H	Arizona	69 49	8	A	Washington	70 82						
				26	H	Arizona St.	69 60	69	A	Washington St.	73 82						
				72	H	Southern California	71 67	82	H	Colorado	87 74						
				72	A	Southern California	74 59	52	H	Utah	67 56						
				37	H	Oregon	79 63	275	A	N.C. A&T	83 42						

Non-Div I Games:

UCLA

■ Loss,
 ■ Non-Conf, S Site,
 ■ Home
 ■ Away
 N Neutral

Average RPI Win:	64	WON-LOST	WINNING	LAST 10	STRENGTH OF	OPP. STRENGTH	TEAM	ADJ.	CONF.	ADJ CONF.
Average RPI Loss:	0	RECORD	PCT. RANK	GAMES	SCHEDULE	OF SCHEDULE	RPI	RPI	RPI	RPI
DIV. I ONLY	21- 0	1	10- 0	1	1	1	1	1	5	5
DIV. I NON-CONF.	12- 0	1	3- 0	1	1	1	1	1	5	5
TOTALS	RPI 1-25	RPI 26-50	W-L RECORDS	RPI 51-100	RPI 101-150	RPI 150+				
21- 0	8- 0	4- 0	OVERALL	3- 0	4- 0	2- 0				
9- 0	3- 0	2- 0	HOME	2- 0	1- 0	1- 0				
11- 0	4- 0	2- 0	AWAY	1- 0	3- 0	1- 0				
1- 0	1- 0	0- 0	NEUTRAL	0- 0	0- 0	0- 0				
12- 0	7- 0	2- 0	NON-CONFERENCE	2- 0	0- 0	1- 0				
5- 0	2- 0	1- 0	HOME	2- 0	0- 0	0- 0				
6- 0	4- 0	1- 0	AWAY	0- 0	0- 0	1- 0				
1- 0	1- 0	0- 0	NEUTRAL	0- 0	0- 0	0- 0				
9- 0	1- 0	2- 0	CONFERENCE	1- 0	4- 0	1- 0				
4- 0	1- 0	1- 0	HOME	0- 0	1- 0	1- 0				
5- 0	0- 0	1- 0	AWAY	1- 0	3- 0	0- 0				
0- 0	0- 0	0- 0	NEUTRAL	0- 0	0- 0	0- 0				

RPI	S	Opponent	Score	RPI	S	Opponent	Score	RPI	S	Opponent	Score	RPI	S	Opponent	Score
2	A	Notre Dame	72 61	27	A	LSU	76 53	65	H	Dayton	98 65	124	A	East Carolina	91 44
5	H	Baylor	72 61	29	H	Ohio St.	82 63	94	H	Chattanooga	80 43	124	H	East Carolina	90 45
7	A	Florida St.	78 76	32	A	Temple	97 69	99	A	SMU	88 48	138	A	Tulsa	98 58
10	N	Texas	72 54	33	H	Tulane	100 56					140	A	UCF	84 48
15	H	DePaul	91 46									163	H	Houston	91 42
18	A	Kansas St.	75 58									178	A	Nebraska	84 41
19	A	Maryland	87 81												
22	H	South Fla.	102 37												
LAST 12 Division I GAMES:															
32	A	Temple	97 69	22	H	South Fla.	102 37	124	H	East Carolina	90 45	140	A	UCF	84 48
163	H	Houston	91 42					19	A	Maryland	87 81	178	A	Nebraska	84 41
124	A	East Carolina	91 44					29	H	Ohio St.	82 63				
33	H	Tulane	100 56												
138	A	Tulsa	98 58												
99	A	SMU	88 48												

Non-Div I Games:

UConn

Average RPI Win:	237	WON-LOST	WINNING	LAST 10	STRENGTH OF	OPP. STRENGTH	TEAM	ADJ.	CONF.	ADJ CONF.
Average RPI Loss:	167	RECORD	PCT. RANK	GAMES	SCHEDULE	OF SCHEDULE	RPI	RPI	RPI	RPI
DIV. I ONLY	10- 12	198	6- 4	243	243	229	229	22	22	
DIV. I NON-CONF.	4- 8	230	2- 0	262	287	285	285	21	21	
TOTALS	RPI 1-25	RPI 26-50	W-L RECORDS	RPI 51-100	RPI 101-150	RPI 150+				
10- 12	0- 1	0- 0	OVERALL	0- 2	2- 1	8- 8				
6- 6	0- 0	0- 0	HOME	0- 0	1- 0	5- 6				
3- 6	0- 1	0- 0	AWAY	0- 2	1- 1	2- 2				
1- 0	0- 0	0- 0	NEUTRAL	0- 0	0- 0	1- 0				
4- 8	0- 1	0- 0	NON-CONFERENCE	0- 1	1- 0	3- 6				
1- 5	0- 0	0- 0	HOME	0- 0	0- 0	1- 5				
2- 3	0- 1	0- 0	AWAY	0- 1	1- 0	1- 1				
1- 0	0- 0	0- 0	NEUTRAL	0- 0	0- 0	1- 0				
6- 4	0- 0	0- 0	CONFERENCE	0- 1	1- 1	5- 2				
5- 1	0- 0	0- 0	HOME	0- 0	1- 0	4- 1				
1- 3	0- 0	0- 0	AWAY	0- 1	0- 1	1- 1				
0- 0	0- 0	0- 0	NEUTRAL	0- 0	0- 0	0- 0				

RPI	S	Opponent	Score	RPI	S	Opponent	Score	RPI	S	Opponent	Score	RPI	S	Opponent	Score	Team's RPI: 229
19	A	Maryland	42 92					58	A	Virginia	30 56	134	A	Maine	40 72	
								93	A	New Hampshire	50 60	134	H	Maine	66 62	
												145	A	Columbia	67 56	
												151	H	Hartford	73 80	
												154	H	Towson	48 59	
												165	A	Albany (NY)	64 56	
												173	H	Princeton	58 69	
												178	A	American	53 70	
												204	A	Binghamton	62 69	
												204	H	Binghamton	53 45	
												239	H	Loyola Maryland	65 70	
												249	H	UMES	57 70	
												255	H	Stony Brook	67 61	
												263	H	Coppin St.	73 63	
												264	H	Vermont	69 66	
												269	N	Liberty	62 51	
												333	A	LIU Brooklyn	57 45	
												338	H	UMass Lowell	79 72	
												348	H	Morgan St.	61 69	
LAST 12 Division I GAMES:																
134	H	Maine	66 62	264	H	Vermont	69 66									
204	H	Binghamton	53 45	151	H	Hartford	73 80									
93	A	New Hampshire	50 60	134	A	Maine	40 72									
255	H	Stony Brook	67 61	204	A	Binghamton	62 69									
338	H	UMass Lowell	79 72	263	H	Coppin St.	73 63									
165	A	Albany (NY)	64 56	269	N	Liberty	62 51									

Non-Div I Games: Gettysburg 71 51

UMBC

■ Loss,
 ■ Non-Conf,
 ■ S Site,
 ■ H Home
 ■ A Away
 N Neutral

Average RPI Win:	255	WON-LOST	WINNING	LAST 10	STRENGTH OF	OPP. STRENGTH	TEAM	ADJ.	CONF.	ADJ CONF.
Average RPI Loss:	216	RECORD	PCT. RANK	GAMES	SCHEDULE	OF SCHEDULE	RPI	RPI	RPI	RPI
DIV. I ONLY	8- 11	215	3- 7	312	320	249	249	32	32	
DIV. I NON-CONF.	5- 5	165	1- 2	179	256	117	117	31	31	
TOTALS	RPI 1-25	RPI 26-50	W-L RECORDS	RPI 51-100	RPI 101-150	RPI 150+				
8- 11	0- 1	0- 1	OVERALL	0- 1	0- 1	8- 7				
1- 4	0- 0	0- 0	HOME	0- 0	0- 0	1- 4				
6- 7	0- 1	0- 1	AWAY	0- 1	0- 1	6- 3				
1- 0	0- 0	0- 0	NEUTRAL	0- 0	0- 0	1- 0				
5- 5	0- 1	0- 1	NON-CONFERENCE	0- 1	0- 1	5- 1				
1- 0	0- 0	0- 0	HOME	0- 0	0- 0	1- 0				
3- 5	0- 1	0- 1	AWAY	0- 1	0- 1	3- 1				
1- 0	0- 0	0- 0	NEUTRAL	0- 0	0- 0	1- 0				
3- 6	0- 0	0- 0	CONFERENCE	0- 0	0- 0	3- 6				
0- 4	0- 0	0- 0	HOME	0- 0	0- 0	0- 4				
3- 2	0- 0	0- 0	AWAY	0- 0	0- 0	3- 2				
0- 0	0- 0	0- 0	NEUTRAL	0- 0	0- 0	0- 0				

RPI 1-25				RPI 26-50				RPI 51-100				RPI 101+ Team's RPI: 249			
RPI	S	Opponent	Score	RPI	S	Opponent	Score	RPI	S	Opponent	Score	RPI	S	Opponent	Score
19	A	Maryland	61 106	38	A	North Carolina St.	58 77	58	A	Virginia	50 60	124	A	East Carolina	58 66
												157	A	Hampton	68 65
												215	N	Saint Francis (PA)	90 82
												229	A	UMBC	70 57
												252	H	Howard	71 72
												254	H	UNCG	60 53
												259	A	Bethune-Cookman	59 56
												263	H	Coppin St.	49 55
												271	H	Savannah St.	58 59
												275	A	N.C. A&T	60 57
												318	A	USC Upstate	63 76
												321	A	Mt. St. Mary's	63 52
												330	A	Fla. Atlantic	76 59
												341	A	Florida A&M	49 59
												342	H	South Carolina St.	60 67
												345	A	N.C. Central	59 68
LAST 12 Division I GAMES:															
263	H	Coppin St.	49 55	252	H	Howard	71 72								
157	A	Hampton	68 65	275	A	N.C. A&T	60 57								
271	H	Savannah St.	58 59	345	A	N.C. Central	59 68								
342	H	South Carolina St.	60 67	318	A	USC Upstate	63 76								
341	A	Florida A&M	49 59	58	A	Virginia	50 60								
259	A	Bethune-Cookman	59 56	330	A	Fla. Atlantic	76 59								

Non-Div I Games: Cheyney 75 38

UMES

■ Loss,
 ■ Non-Conf,
 ■ S Site,
 ■ Home
 ■ A Away
 N Neutral

Average RPI Win:	246	WON-LOST	WINNING	LAST 10	STRENGTH OF	OPP. STRENGTH	TEAM	ADJ.	CONF.	ADJ CONF.
Average RPI Loss:	192	RECORD	PCT. RANK	GAMES	SCHEDULE	OF SCHEDULE	RPI	RPI	RPI	RPI
DIV. I ONLY	4- 15	313	1- 9	169	340	310	310	29	29	
DIV. I NON-CONF.	3- 8	262	0- 4	174	284	273	273	29	29	
TOTALS	RPI 1-25	RPI 26-50	W-L RECORDS	RPI 51-100	RPI 101-150	RPI 150+				
4- 15	0- 0	0- 0	OVERALL	0- 2	1- 1	3- 12				
2- 9	0- 0	0- 0	HOME	0- 2	0- 1	2- 6				
2- 6	0- 0	0- 0	AWAY	0- 0	1- 0	1- 6				
0- 0	0- 0	0- 0	NEUTRAL	0- 0	0- 0	0- 0				
3- 8	0- 0	0- 0	NON-CONFERENCE	0- 2	1- 1	2- 5				
1- 6	0- 0	0- 0	HOME	0- 2	0- 1	1- 3				
2- 2	0- 0	0- 0	AWAY	0- 0	1- 0	1- 2				
0- 0	0- 0	0- 0	NEUTRAL	0- 0	0- 0	0- 0				
1- 7	0- 0	0- 0	CONFERENCE	0- 0	0- 0	1- 7				
1- 3	0- 0	0- 0	HOME	0- 0	0- 0	1- 3				
0- 4	0- 0	0- 0	AWAY	0- 0	0- 0	0- 4				
0- 0	0- 0	0- 0	NEUTRAL	0- 0	0- 0	0- 0				

RPI S	Opponent	Score	RPI S	Opponent	Score	RPI S	Opponent	Score	RPI S	Opponent	Score	Team's RPI: 310
						79	H Northern Ill.	75 86	130	A Abilene Christian	71 68	
						89	H Western Ill.	65 78	138	H Tulsa	70 80	
									166	H Omaha	57 80	
									167	H Western Mich.	54 66	
									171	A La Salle	59 64	
									176	A Wichita St.	56 54	
									197	A New Mexico St.	72 78	
									197	H New Mexico St.	43 60	
									202	H Southern Ill.	69 77	
									214	H Seattle U	65 75	
									222	A Grand Canyon	64 75	
									250	A UTRGV	39 74	
									250	H UTRGV	52 63	
									255	A Stony Brook	55 57	
									287	A CSU Bakersfield	33 52	
									331	H Utah Valley	66 63	
									348	H Morgan St.	64 56	
LAST 12 Division I GAMES:												
250	H	UTRGV	52	63	250	A	UTRGV	39	74			
287	A	CSU Bakersfield	33	52	197	A	New Mexico St.	72	78			
222	A	Grand Canyon	64	75	255	A	Stony Brook	55	57			
197	H	New Mexico St.	43	60	171	A	La Salle	59	64			
331	H	Utah Valley	66	63	79	H	Northern Ill.	75	86			
214	H	Seattle U	65	75	202	H	Southern Ill.	69	77			

Non-Div I Games: Cent. Christian (KS111 43 Mo.-St. Louis 60 45

UMKC

Loss, Non-Conf, S Site, H Home A Away N Neutral

Average RPI Win:	287	WON-LOST	WINNING	LAST 10	STRENGTH OF	OPP. STRENGTH	TEAM	ADJ.	CONF.	ADJ CONF.
Average RPI Loss:	195	RECORD	PCT. RANK	GAMES	SCHEDULE	OF SCHEDULE	RPI	RPI	RPI	RPI
DIV. I ONLY	2- 20	343	0- 10	265	274	338	338	22	22	
DIV. I NON-CONF.	2- 10	305	0- 1	304	324	344	344	21	21	
TOTALS	RPI 1-25	RPI 26-50	W-L RECORDS	RPI 51-100	RPI 101-150	RPI 150+				
2- 20	0- 1	0- 1	OVERALL	0- 1	0- 2	2- 15				
2- 8	0- 0	0- 0	HOME	0- 1	0- 1	2- 6				
0- 12	0- 1	0- 1	AWAY	0- 0	0- 1	0- 9				
0- 0	0- 0	0- 0	NEUTRAL	0- 0	0- 0	0- 0				
2- 10	0- 1	0- 1	NON-CONFERENCE	0- 0	0- 1	2- 7				
2- 3	0- 0	0- 0	HOME	0- 0	0- 0	2- 3				
0- 7	0- 1	0- 1	AWAY	0- 0	0- 1	0- 4				
0- 0	0- 0	0- 0	NEUTRAL	0- 0	0- 0	0- 0				
0- 10	0- 0	0- 0	CONFERENCE	0- 1	0- 1	0- 8				
0- 5	0- 0	0- 0	HOME	0- 1	0- 1	0- 3				
0- 5	0- 0	0- 0	AWAY	0- 0	0- 0	0- 5				
0- 0	0- 0	0- 0	NEUTRAL	0- 0	0- 0	0- 0				

RPI 1-25				RPI 26-50				RPI 51-100				RPI 101+ Team's RPI: 338			
RPI	S	Opponent	Score	RPI	S	Opponent	Score	RPI	S	Opponent	Score	RPI	S	Opponent	Score
19	A	Maryland	44 100	48	A	Indiana	45 79	93	H	New Hampshire	57 76	134	H	Maine	44 65
												145	A	Columbia	57 76
												151	A	Hartford	59 80
												154	A	Towson	56 90
												165	A	Albany (NY)	69 93
												165	H	Albany (NY)	60 79
												177	H	Fairfield	41 65
												204	A	Binghamton	54 69
												204	H	Binghamton	48 58
												228	H	Colgate	82 77
												229	A	UMBC	72 79
												255	A	Stony Brook	53 83
												264	H	Vermont	46 61
												277	A	Boston U.	56 66
												292	A	Bryant	62 73
												294	H	Rhode Island	57 64
												304	A	Holy Cross	47 62
												335	H	Longwood	59 72
												346	H	Fairleigh Dickinson	61 55
LAST 12 Division I GAMES:															
204	A	Binghamton	54 69	151	A	Hartford	59 80								
165	H	Albany (NY)	60 79	134	H	Maine	44 65								
93	H	New Hampshire	57 76	204	H	Binghamton	48 58								
229	A	UMBC	72 79	165	A	Albany (NY)	69 93								
264	H	Vermont	46 61	292	A	Bryant	62 73								
255	A	Stony Brook	53 83	228	H	Colgate	82 77								

Non-Div I Games: Keene St. 74 48

UMass Lowell

■ Loss,
 ■ Non-Conf, S Site,
 ■ Home
 ■ Away
 N Neutral

UNC Asheville

Through Games Of Feb. 4, 2017

Average RPI Win:	282	WON-LOST	WINNING	LAST 10	STRENGTH OF	OPP. STRENGTH	TEAM	ADJ.	CONF.	ADJ CONF.
Average RPI Loss:	186	RECORD	PCT. RANK	GAMES	SCHEDULE	OF SCHEDULE	RPI	RPI	RPI	RPI
DIV. I ONLY	10- 10	167	5- 5	306	310	224	224	28	28	
DIV. I NON-CONF.	5- 5	165	0- 2	210	271	167	167	28	28	
TOTALS	RPI 1-25	RPI 26-50	W-L RECORDS	RPI 51-100	RPI 101-150	RPI 150+				
10- 10	0- 0	0- 2	OVERALL	0- 0	0- 2	10- 6				
5- 3	0- 0	0- 0	HOME	0- 0	0- 1	5- 2				
5- 6	0- 0	0- 1	AWAY	0- 0	0- 1	5- 1				
0- 1	0- 0	0- 1	NEUTRAL	0- 0	0- 0	0- 0				
5- 5	0- 0	0- 2	NON-CONFERENCE	0- 0	0- 1	5- 2				
3- 0	0- 0	0- 0	HOME	0- 0	0- 0	3- 0				
2- 4	0- 0	0- 1	AWAY	0- 0	0- 1	2- 2				
0- 1	0- 0	0- 1	NEUTRAL	0- 0	0- 0	0- 0				
5- 5	0- 0	0- 0	CONFERENCE	0- 0	0- 1	5- 4				
2- 3	0- 0	0- 0	HOME	0- 0	0- 1	2- 2				
3- 2	0- 0	0- 0	AWAY	0- 0	0- 0	3- 2				
0- 0	0- 0	0- 0	NEUTRAL	0- 0	0- 0	0- 0				

RPI S	Opponent	Score	RPI S	Opponent	Score	RPI S	Opponent	Score	RPI S	Opponent	Score	Team's RPI: 224
36	N Harvard	62 79	43	A Virginia Tech	52 71				115	A Fordham	42 55	
									128	H Radford	62 64	
									184	A Appalachian St.	51 81	
									223	H Campbell	55 61	
									237	H Wofford	84 65	
									241	A Presbyterian	67 60	
									254	A UNCG	77 63	
									256	A Furman	51 63	
									269	H Liberty	64 54	
									278	H Tennessee Tech	77 65	
									279	H Charleston So.	56 47	
									288	H Western Caro.	62 53	
									290	A Gardner-Webb	52 55	
									293	A High Point	70 81	
									293	H High Point	60 76	
									318	A USC Upstate	70 59	
									325	A Winthrop	68 53	
									335	A Longwood	80 53	
LAST 12 Division I GAMES:												
293	A High Point	70 81	293	H High Point	60 76							
279	H Charleston So.	56 47	325	A Winthrop	68 53							
128	H Radford	62 64	335	A Longwood	80 53							
241	A Presbyterian	67 60	223	H Campbell	55 61							
269	H Liberty	64 54	115	A Fordham	42 55							
290	A Gardner-Webb	52 55	36	N Harvard	62 79							

Non-Div I Games: Warren Wilson 113 51

UNC Asheville

Loss, Non-Conf, S Site, H Home A Away N Neutral

Average RPI Win: 277	WON-LOST	WINNING	LAST 10	STRENGTH OF	OPP. STRENGTH	TEAM	ADJ.	CONF.	ADJ CONF.
Average RPI Loss: 190	RECORD	PCT. RANK	GAMES	SCHEDULE	OF SCHEDULE	RPI	RPI	RPI	RPI
DIV. I ONLY	9- 11	206	5- 5	273	330	254	254	20	20
DIV. I NON-CONF.	5- 6	186	3- 0	310	348	268	268	22	22
TOTALS	RPI 1-25	RPI 26-50	W-L RECORDS	RPI 51-100	RPI 101-150	RPI 150+			
9- 11	0- 0	0- 0	OVERALL	0- 1	0- 3	9- 7			
6- 4	0- 0	0- 0	HOME	0- 0	0- 2	6- 2			
3- 7	0- 0	0- 0	AWAY	0- 1	0- 1	3- 5			
0- 0	0- 0	0- 0	NEUTRAL	0- 0	0- 0	0- 0			
5- 6	0- 0	0- 0	NON-CONFERENCE	0- 0	0- 2	5- 4			
2- 3	0- 0	0- 0	HOME	0- 0	0- 1	2- 2			
3- 3	0- 0	0- 0	AWAY	0- 0	0- 1	3- 2			
0- 0	0- 0	0- 0	NEUTRAL	0- 0	0- 0	0- 0			
4- 5	0- 0	0- 0	CONFERENCE	0- 1	0- 1	4- 3			
4- 1	0- 0	0- 0	HOME	0- 0	0- 1	4- 0			
0- 4	0- 0	0- 0	AWAY	0- 1	0- 0	0- 3			
0- 0	0- 0	0- 0	NEUTRAL	0- 0	0- 0	0- 0			

RPI 1-25	RPI 26-50	RPI 51-100	RPI 101+	Team's RPI: 254
RPI S Opponent Score	RPI S Opponent Score	RPI S Opponent Score	RPI S Opponent Score	Score
		94 Chattanooga	103 Mercer	64 77
			123 VCU	54 65
			128 Radford	54 70
			183 ETSU	52 60
			224 UNC Asheville	63 77
			227 Samford	64 40
			237 Wofford	48 54
			237 Wofford	67 61
			241 Presbyterian	62 69
			248 Murray St.	70 81
			249 UMES	53 60
			256 Furman	55 65
			256 Furman	65 52
			258 Norfolk St.	59 52
			278 Tennessee Tech	65 59
			288 Western Caro.	62 45
			293 High Point	69 67
			314 Eastern Ky.	81 66
			345 N.C. Central	64 51
LAST 12 Division I GAMES:				
256 Furman	65 52	103 Mercer	64 77	
237 Wofford	67 61	237 Wofford	48 54	
288 Western Caro.	62 45	256 Furman	55 65	
94 Chattanooga	55 58	293 High Point	69 67	
183 ETSU	52 60	314 Eastern Ky.	81 66	
227 Samford	64 40	258 Norfolk St.	59 52	

Non-Div I Games: Barton 70 48 Greensboro 83 26 UNC Pembroke 72 69 Brevard 77 34 UNCG

Average RPI Win:	230	WON-LOST	WINNING	LAST 10	STRENGTH OF	OPP. STRENGTH	TEAM	ADJ.	CONF.	ADJ CONF.
Average RPI Loss:	120	RECORD	PCT. RANK	GAMES	SCHEDULE	OF SCHEDULE	RPI	RPI	RPI	RPI
DIV. I ONLY	7- 13	248	3- 7	174	99	220	220	8	8	
DIV. I NON-CONF.	4- 6	209	0- 1	222	164	221	221	8	8	
TOTALS	RPI 1-25	RPI 26-50	W-L RECORDS	RPI 51-100	RPI 101-150	RPI 150+				
7- 13	0- 1	0- 2	OVERALL	0- 1	0- 4	7- 5				
4- 6	0- 0	0- 0	HOME	0- 1	0- 2	4- 3				
3- 7	0- 1	0- 2	AWAY	0- 0	0- 2	3- 2				
0- 0	0- 0	0- 0	NEUTRAL	0- 0	0- 0	0- 0				
4- 6	0- 1	0- 1	NON-CONFERENCE	0- 0	0- 1	4- 3				
2- 3	0- 0	0- 0	HOME	0- 0	0- 0	2- 3				
2- 3	0- 1	0- 1	AWAY	0- 0	0- 1	2- 0				
0- 0	0- 0	0- 0	NEUTRAL	0- 0	0- 0	0- 0				
3- 7	0- 0	0- 1	CONFERENCE	0- 1	0- 3	3- 2				
2- 3	0- 0	0- 0	HOME	0- 1	0- 2	2- 0				
1- 4	0- 0	0- 1	AWAY	0- 0	0- 1	1- 2				
0- 0	0- 0	0- 0	NEUTRAL	0- 0	0- 0	0- 0				

RPI 1-25				RPI 26-50				RPI 51-100				RPI 101+ Team's RPI: 220			
RPI	S	Opponent	Score	RPI	S	Opponent	Score	RPI	S	Opponent	Score	RPI	S	Opponent	Score
12	A	Tennessee	54 90	38	A	North Carolina St.	54 86	86	H	Drexel	38 71	106	A	Delaware	40 57
				44	A	James Madison	51 73					106	H	Delaware	52 63
												117	H	William & Mary	43 57
												124	A	East Carolina	65 75
												154	H	Towson	59 56
												159	H	Providence	49 65
												171	H	La Salle	48 64
												175	A	Northeastern	47 55
												182	A	Col. of Charleston	37 76
												182	H	Col. of Charleston	67 61
												196	A	Hofstra	56 54
												237	H	Wofford	67 71
												256	H	Furman	56 52
												258	H	Norfolk St.	64 56
												281	A	Davidson	67 58
												283	A	Georgia St.	72 66
LAST 12 Division I GAMES:															
106	A	Delaware	40 57	86	H	Drexel	38 71								
182	H	Col. of Charleston	67 61	182	A	Col. of Charleston	37 76								
154	H	Towson	59 56	106	H	Delaware	52 63								
175	A	Northeastern	47 55	44	A	James Madison	51 73								
196	A	Hofstra	56 54	12	A	Tennessee	54 90								
117	H	William & Mary	43 57	237	H	Wofford	67 71								

Non-Div I Games: Catawba 91 65

UNCW

■ Loss,
 ■ Non-Conf, S Site,
 ■ Home
 ■ Away
 N Neutral

Average RPI Win:	188	WON-LOST	WINNING	LAST 10	STRENGTH OF	OPP. STRENGTH	TEAM	ADJ.	CONF.	ADJ CONF.
Average RPI Loss:	49	RECORD	PCT. RANK	GAMES	SCHEDULE	OF SCHEDULE	RPI	RPI	RPI	RPI
DIV. I ONLY	15- 5	41	9- 1	113	97	49	49	16	16	
DIV. I NON-CONF.	6- 4	126	2- 0	23	14	43	43	14	14	
TOTALS	RPI 1-25	RPI 26-50	W-L RECORDS	RPI 51-100	RPI 101-150	RPI 150+				
15- 5	2- 0	0- 2	OVERALL	1- 3	2- 0	10- 0				
7- 2	2- 0	0- 2	HOME	0- 0	1- 0	4- 0				
6- 3	0- 0	0- 0	AWAY	1- 3	0- 0	5- 0				
2- 0	0- 0	0- 0	NEUTRAL	0- 0	1- 0	1- 0				
6- 4	2- 0	0- 1	NON-CONFERENCE	1- 3	2- 0	1- 0				
3- 1	2- 0	0- 1	HOME	0- 0	1- 0	0- 0				
1- 3	0- 0	0- 0	AWAY	1- 3	0- 0	0- 0				
2- 0	0- 0	0- 0	NEUTRAL	0- 0	1- 0	1- 0				
9- 1	0- 0	0- 1	CONFERENCE	0- 0	0- 0	9- 0				
4- 1	0- 0	0- 1	HOME	0- 0	0- 0	4- 0				
5- 0	0- 0	0- 0	AWAY	0- 0	0- 0	5- 0				
0- 0	0- 0	0- 0	NEUTRAL	0- 0	0- 0	0- 0				

RPI 1-25				RPI 26-50				Team's RPI: 49		RPI 51-100				RPI 101+			
RPI	S	Opponent	Score	RPI	S	Opponent	Score		RPI	S	Opponent	Score	RPI	S	Opponent	Score	
18	H	Kansas St.	67 59	28	H	Drake	79 88		51	A	Iowa	39 88	135	H	North Dakota	74 53	
23	H	Creighton	50 49	39	H	South Dakota St.	50 61		57	A	Oklahoma St.	57 81	137	N	Idaho	76 74	
									70	A	Iowa St.	68 76	162	A	Missouri St.	61 54	
									74	A	IUPUI	69 62	176	A	Wichita St.	63 61	
													190	H	Indiana St.	59 47	
													202	H	Southern Ill.	79 49	
													230	A	Bradley	72 53	
													274	A	Evansville	62 36	
													274	H	Evansville	54 40	
													301	N	Denver	79 68	
													311	H	Loyola Chicago	68 30	
													317	A	Illinois St.	78 40	
LAST 12 Division I GAMES:																	
274	A	Evansville	62 36	274	H	Evansville	54 40										
28	H	Drake	79 88	202	H	Southern Ill.	79 49										
311	H	Loyola Chicago	68 30	176	A	Wichita St.	63 61										
190	H	Indiana St.	59 47	162	A	Missouri St.	61 54										
230	A	Bradley	72 53	18	H	Kansas St.	67 59										
317	A	Illinois St.	78 40	135	H	North Dakota	74 53										

Non-Div I Games: Wis.-Parkside 72 57

UNI

Loss, Non-Conf, S Site, H Home A Away N Neutral

Average RPI Win:	181	WON-LOST	WINNING	LAST 10	STRENGTH OF	OPP. STRENGTH	TEAM	ADJ.	CONF.	ADJ CONF.
Average RPI Loss:	100	RECORD	PCT. RANK	GAMES	SCHEDULE	OF SCHEDULE	RPI	RPI	RPI	RPI
DIV. I ONLY	14- 8	106	6- 4	73	141	76	76	13	13	
DIV. I NON-CONF.	8- 3	67	0- 1	102	141	68	68	15	15	
TOTALS	RPI 1-25	RPI 26-50	W-L RECORDS	RPI 51-100	RPI 101-150	RPI 150+				
14- 8	0- 2	0- 0	OVERALL	2- 3	5- 1	7- 2				
7- 2	0- 0	0- 0	HOME	1- 1	3- 0	3- 1				
5- 3	0- 0	0- 0	AWAY	1- 1	1- 1	3- 1				
2- 3	0- 2	0- 0	NEUTRAL	0- 1	1- 0	1- 0				
8- 3	0- 2	0- 0	NON-CONFERENCE	1- 1	2- 0	5- 0				
4- 0	0- 0	0- 0	HOME	1- 0	1- 0	2- 0				
2- 0	0- 0	0- 0	AWAY	0- 0	0- 0	2- 0				
2- 3	0- 2	0- 0	NEUTRAL	0- 1	1- 0	1- 0				
6- 5	0- 0	0- 0	CONFERENCE	1- 2	3- 1	2- 2				
3- 2	0- 0	0- 0	HOME	0- 1	2- 0	1- 1				
3- 3	0- 0	0- 0	AWAY	1- 1	1- 1	1- 1				
0- 0	0- 0	0- 0	NEUTRAL	0- 0	0- 0	0- 0				

RPI 1-25				RPI 26-50				RPI 51-100 Team's RPI: 76				RPI 101+			
RPI	S	Opponent	Score	RPI	S	Opponent	Score	RPI	S	Opponent	Score	RPI	S	Opponent	Score
6	N	Oregon St.	59 62					67	A	Colorado St.	41 44	101	A	Wyoming	57 79
22	N	South Fla.	42 77					67	H	Colorado St.	37 57	101	H	Wyoming	51 46
								72	H	Southern California	77 66	102	H	Ole Miss	64 57
								85	A	Boise St.	58 55	137	N	Idaho	73 61
								97	N	BYU	54 63	146	A	New Mexico	61 52
												146	H	New Mexico	56 42
												163	H	Houston	64 53
												197	N	New Mexico St.	52 47
												201	H	Utah St.	55 53
												206	H	San Jose St.	65 76
												234	H	Tennessee St.	69 48
												235	A	San Diego St.	68 87
												307	A	Pepperdine	68 61
												315	A	Air Force	60 56
												327	A	UC Irvine	62 46
LAST 12 Division I GAMES:															
67	A	Colorado St.	41 44	146	H	New Mexico	56 42	201	H	Utah St.	55 53				
146	A	New Mexico	61 52	85	A	Boise St.	58 55	101	A	Wyoming	57 79				
206	H	San Jose St.	65 76	67	H	Colorado St.	37 57	22	N	South Fla.	42 77				
101	H	Wyoming	51 46												
315	A	Air Force	60 56												
235	A	San Diego St.	68 87												

Non-Div I Games: Concordia (CA) 102 46

UNLV

■ Loss,
 ■ Non-Conf, S Site,
 ■ Home
 ■ Away
 N Neutral

Average RPI Win:	297	WON-LOST	WINNING	LAST 10	STRENGTH OF	OPP. STRENGTH	TEAM	ADJ.	CONF.	ADJ CONF.
Average RPI Loss:	196	RECORD	PCT. RANK	GAMES	SCHEDULE	OF SCHEDULE	RPI	RPI	RPI	RPI
DIV. I ONLY	5- 15	298	3- 7	299	304	318	318	24	24	
DIV. I NON-CONF.	4- 8	230	2- 2	281	336	289	289	24	24	
TOTALS	RPI 1-25	RPI 26-50	W-L RECORDS	RPI 51-100	RPI 101-150	RPI 150+				
5- 15	0- 0	0- 0	OVERALL	0- 4	0- 2	5- 9				
2- 7	0- 0	0- 0	HOME	0- 1	0- 1	2- 5				
3- 8	0- 0	0- 0	AWAY	0- 3	0- 1	3- 4				
0- 0	0- 0	0- 0	NEUTRAL	0- 0	0- 0	0- 0				
4- 8	0- 0	0- 0	NON-CONFERENCE	0- 2	0- 1	4- 5				
1- 4	0- 0	0- 0	HOME	0- 0	0- 1	1- 3				
3- 4	0- 0	0- 0	AWAY	0- 2	0- 0	3- 2				
0- 0	0- 0	0- 0	NEUTRAL	0- 0	0- 0	0- 0				
1- 7	0- 0	0- 0	CONFERENCE	0- 2	0- 1	1- 4				
1- 3	0- 0	0- 0	HOME	0- 1	0- 0	1- 2				
0- 4	0- 0	0- 0	AWAY	0- 1	0- 1	0- 2				
0- 0	0- 0	0- 0	NEUTRAL	0- 0	0- 0	0- 0				

RPI 1-25				RPI 26-50				RPI 51-100				RPI 101+				Team's RPI: 318
RPI	S	Opponent	Score	RPI	S	Opponent	Score	RPI	S	Opponent	Score	RPI	S	Opponent	Score	
								63	A	West Virginia	33 91	117	H	William & Mary	46 49	
								81	H	Jacksonville	47 65	132	A	Stetson	68 80	
								89	A	FGCU	43 93	186	A	Illinois	57 77	
								98	A	Purdue	41 71	223	H	Campbell	41 56	
												224	H	UNC Asheville	59 70	
												241	A	Presbyterian	55 48	
												249	H	UMES	76 63	
												256	A	Furman	37 57	
												284	H	North Florida	67 78	
												290	H	Gardner-Webb	53 57	
												297	A	Lipscomb	77 84	
												299	A	Kennesaw St.	67 74	
												299	H	Kennesaw St.	71 79	
												306	H	NJIT	75 58	
												342	A	South Carolina St.	73 67	
												345	A	N.C. Central	68 58	
LAST 12 Division I GAMES:																
299	A	Kennesaw St.	67 74	81	H	Jacksonville	47 65	306	H	NJIT	75 58	345	A	N.C. Central	68 58	
297	A	Lipscomb	77 84	249	H	UMES	76 63	224	H	UNC Asheville	59 70	223	H	Campbell	41 56	
299	H	Kennesaw St.	71 79	89	A	FGCU	43 93	132	A	Stetson	68 80	284	H	North Florida	67 78	

Non-Div I Games: Bob Jones 92 50 Converse 93 35 Warren Wilson 91 53

USC Upstate

Loss, Non-Conf, S Site, H Home A Away N Neutral

Average RPI Win:	202	WON-LOST	WINNING	LAST 10	STRENGTH OF	OPP. STRENGTH	TEAM	ADJ.	CONF.	ADJ CONF.
Average RPI Loss:	95	RECORD	PCT. RANK	GAMES	SCHEDULE	OF SCHEDULE	RPI	RPI	RPI	RPI
DIV. I ONLY	13- 5	62	8- 2	133	179	73	73	21	21	
DIV. I NON-CONF.	5- 3	121	0- 1	55	56	59	59	19	19	
TOTALS	RPI 1-25	RPI 26-50	W-L RECORDS	RPI 51-100	RPI 101-150	RPI 150+				
13- 5	0- 1	0- 0	OVERALL	1- 1	1- 2	11- 1				
6- 2	0- 0	0- 0	HOME	0- 0	1- 1	5- 1				
6- 3	0- 1	0- 0	AWAY	1- 1	0- 1	5- 0				
1- 0	0- 0	0- 0	NEUTRAL	0- 0	0- 0	1- 0				
5- 3	0- 1	0- 0	NON-CONFERENCE	1- 1	1- 1	3- 0				
2- 1	0- 0	0- 0	HOME	0- 0	1- 1	1- 0				
2- 2	0- 1	0- 0	AWAY	1- 1	0- 0	1- 0				
1- 0	0- 0	0- 0	NEUTRAL	0- 0	0- 0	1- 0				
8- 2	0- 0	0- 0	CONFERENCE	0- 0	0- 1	8- 1				
4- 1	0- 0	0- 0	HOME	0- 0	0- 0	4- 1				
4- 1	0- 0	0- 0	AWAY	0- 0	0- 1	4- 0				
0- 0	0- 0	0- 0	NEUTRAL	0- 0	0- 0	0- 0				

RPI 1-25				RPI 26-50				RPI 51-100				Team's RPI: 73		RPI 101+			
RPI	S	Opponent	Score	RPI	S	Opponent	Score	RPI	S	Opponent	Score	RPI	S	Opponent	Score		
18	A	Kansas St.	49 62					60	A	Texas Tech	60 79	105	A	Troy	68 85		
								80	A	Western Ky.	71 68	111	H	SFA	60 65		
												148	H	UTSA	75 54		
												176	H	Wichita St.	74 70		
												181	A	Texas St.	61 39		
												181	H	Texas St.	69 75		
												184	A	Appalachian St.	73 62		
												184	H	Appalachian St.	74 63		
												185	A	Seton Hall	86 61		
												192	H	Louisiana	79 66		
												235	N	San Diego St.	64 58		
												243	A	Coastal Caro.	70 41		
												243	H	Coastal Caro.	60 58		
												246	A	South Ala.	73 49		
												332	H	La.-Monroe	93 59		
LAST 12 Division I GAMES:																	
181	H	Texas St.	69 75	246	A	South Ala.	73 49										
184	A	Appalachian St.	73 62	181	A	Texas St.	61 39										
243	A	Coastal Caro.	70 41	243	H	Coastal Caro.	60 58										
332	H	La.-Monroe	93 59	184	H	Appalachian St.	74 63										
192	H	Louisiana	79 66	60	A	Texas Tech	60 79										
105	A	Troy	68 85	18	A	Kansas St.	49 62										

Non-Div I Games: Tex. A&M-Commerce 80 50 Eastern N.M. 65 48

UT Arlington

Loss, Non-Conf, S Site, H Home A Away N Neutral

Average RPI Win:	269	WON-LOST	WINNING	LAST 10	STRENGTH OF	OPP. STRENGTH	TEAM	ADJ.	CONF.	ADJ CONF.
Average RPI Loss:	151	RECORD	PCT. RANK	GAMES	SCHEDULE	OF SCHEDULE	RPI	RPI	RPI	RPI
DIV. I ONLY	7- 17	282	3- 7	177	205	261	261	26	26	
DIV. I NON-CONF.	3- 10	280	0- 1	122	62	231	231	26	26	
TOTALS	RPI 1-25	RPI 26-50	W-L RECORDS	RPI 51-100	RPI 101-150	RPI 150+				
7- 17	0- 2	0- 3	OVERALL	0- 2	0- 2	7- 8				
5- 6	0- 1	0- 0	HOME	0- 1	0- 1	5- 3				
2- 11	0- 1	0- 3	AWAY	0- 1	0- 1	2- 5				
0- 0	0- 0	0- 0	NEUTRAL	0- 0	0- 0	0- 0				
3- 10	0- 2	0- 3	NON-CONFERENCE	0- 1	0- 2	3- 2				
2- 3	0- 1	0- 0	HOME	0- 1	0- 1	2- 0				
1- 7	0- 1	0- 3	AWAY	0- 0	0- 1	1- 2				
0- 0	0- 0	0- 0	NEUTRAL	0- 0	0- 0	0- 0				
4- 7	0- 0	0- 0	CONFERENCE	0- 1	0- 0	4- 6				
3- 3	0- 0	0- 0	HOME	0- 0	0- 0	3- 3				
1- 4	0- 0	0- 0	AWAY	0- 1	0- 0	1- 3				
0- 0	0- 0	0- 0	NEUTRAL	0- 0	0- 0	0- 0				

RPI 1-25			RPI 26-50			RPI 51-100			RPI 101+ Team's RPI: 261		
RPI	S	Opponent	Score	RPI	S	Opponent	Score	RPI	S	Opponent	Score
14	H	Louisville	57 100	30	A	Missouri	69 80	78	A	Belmont	66 71
15	A	DePaul	68 100	42	A	Northwestern	59 82	94	H	Chattanooga	60 80
				47	A	Ohio	55 72				
LAST 12 Division I GAMES:											
314	H	Eastern Ky.	66 56	285	H	Southeast Mo. St.	79 82	108	H	Vanderbilt	77 79
278	A	Tennessee Tech	71 81	234	A	Tennessee St.	80 85	136	A	Oral Roberts	53 82
248	A	Murray St.	90 70	78	A	Belmont	66 71	189	H	Morehead St.	68 89
245	H	Austin Peay	83 80	189	H	Morehead St.	68 89	202	H	Southern Ill.	76 68
208	H	SIUE	68 70	266	H	Jacksonville St.	94 83	208	H	SIUE	68 70
300	A	Eastern Ill.	70 80	42	A	Northwestern	59 82	227	A	Samford	62 69
								234	A	Tennessee St.	80 85
								245	H	Austin Peay	83 80
								248	A	Murray St.	90 70
								266	H	Jacksonville St.	94 83
								275	A	N.C. A&T	59 74
								278	A	Tennessee Tech	71 81
								285	H	Southeast Mo. St.	79 82
								288	A	Western Caro.	84 72
								300	A	Eastern Ill.	70 80
								314	H	Eastern Ky.	66 56
								322	H	Arkansas St.	68 63

Non-Div I Games:

UT Martin

■ Loss,
■ Non-Conf,
■ S Site,
■ H Home
■ A Away
N Neutral

Average RPI Win:	272	WON-LOST	WINNING	LAST 10	STRENGTH OF	OPP. STRENGTH	TEAM	ADJ.	CONF.	ADJ CONF.
Average RPI Loss:	139	RECORD	PCT. RANK	GAMES	SCHEDULE	OF SCHEDULE	RPI	RPI	RPI	RPI
DIV. I ONLY	5- 16	301	3- 7	149	160	286	286	14	14	
DIV. I NON-CONF.	2- 9	293	1- 1	113	205	294	294	16	16	
TOTALS	RPI 1-25	RPI 26-50	W-L RECORDS	RPI 51-100	RPI 101-150	RPI 150+				
5- 16	0- 1	0- 2	OVERALL	0- 2	0- 6	5- 5				
4- 6	0- 0	0- 0	HOME	0- 1	0- 2	4- 3				
1- 5	0- 0	0- 0	AWAY	0- 1	0- 2	1- 2				
0- 5	0- 1	0- 2	NEUTRAL	0- 0	0- 2	0- 0				
2- 9	0- 1	0- 2	NON-CONFERENCE	0- 0	0- 3	2- 3				
2- 3	0- 0	0- 0	HOME	0- 0	0- 0	2- 3				
0- 1	0- 0	0- 0	AWAY	0- 0	0- 1	0- 0				
0- 5	0- 1	0- 2	NEUTRAL	0- 0	0- 2	0- 0				
3- 7	0- 0	0- 0	CONFERENCE	0- 2	0- 3	3- 2				
2- 3	0- 0	0- 0	HOME	0- 1	0- 2	2- 0				
1- 4	0- 0	0- 0	AWAY	0- 1	0- 1	1- 2				
0- 0	0- 0	0- 0	NEUTRAL	0- 0	0- 0	0- 0				

RPI S	Opponent	Score	RPI S	Opponent	Score	RPI S	Opponent	Score	RPI S	Opponent	Score	Team's RPI: 286
18 N	Kansas St.	40 61	27 N	LSU	45 78	80 H	Western Ky.	54 71	113 N	Alabama	60 78	
			38 N	North Carolina St.	55 71	92 A	Middle Tenn.	53 76	116 H	Southern Miss.	68 79	
									133 N	Pittsburgh	46 71	
									146 A	New Mexico	66 79	
									148 A	UTSA	76 97	
									148 H	UTSA	81 83	
									161 H	Louisiana Tech	69 62	
									197 H	New Mexico St.	59 67	
									205 A	UAB	61 74	
									207 H	Texas Southern	68 89	
									244 H	Marshall	84 74	
									268 A	FIU	87 88	
									287 H	CSU Bakersfield	74 61	
									295 H	Northern Ariz.	51 65	
									330 A	Fla. Atlantic	51 50	
									337 H	Houston Baptist	75 45	
LAST 12 Division I GAMES:												
92 A	Middle Tenn.	53 76	268 A	FIU	87 88							
205 A	UAB	61 74	116 H	Southern Miss.	68 79							
244 H	Marshall	84 74	161 H	Louisiana Tech	69 62							
80 H	Western Ky.	54 71	148 H	UTSA	81 83							
148 A	UTSA	76 97	287 H	CSU Bakersfield	74 61							
330 A	Fla. Atlantic	51 50	113 N	Alabama	60 78							

Non-Div I Games: Western N.M. 93 46

UTEP

■ Loss,
 ■ Non-Conf, S Site,
 ■ Home
 ■ Away
 N Neutral

Average RPI Win: 306	WON-LOST	WINNING	LAST 10	STRENGTH OF	OPP. STRENGTH	TEAM	ADJ.	CONF.	ADJ CONF.
Average RPI Loss: 142	RECORD	PCT. RANK	GAMES	SCHEDULE	OF SCHEDULE	RPI	RPI	RPI	RPI
DIV. I ONLY	12- 9	135	2- 2	348	116	250	250	29	29
DIV. I NON-CONF.	7- 6	157	1- 1	337	44	213	213	29	29
<hr/>									
TOTALS	RPI 1-25	RPI 26-50	W-L RECORDS	RPI 51-100	RPI 101-150	RPI 150+			
12- 9	0- 2	0- 0	OVERALL	0- 1	0- 1	12- 5			
7- 2	0- 0	0- 0	HOME	0- 0	0- 0	7- 2			
4- 7	0- 2	0- 0	AWAY	0- 1	0- 1	4- 3			
1- 0	0- 0	0- 0	NEUTRAL	0- 0	0- 0	1- 0			
7- 6	0- 2	0- 0	NON-CONFERENCE	0- 1	0- 1	7- 2			
4- 1	0- 0	0- 0	HOME	0- 0	0- 0	4- 1			
2- 5	0- 2	0- 0	AWAY	0- 1	0- 1	2- 1			
1- 0	0- 0	0- 0	NEUTRAL	0- 0	0- 0	1- 0			
5- 3	0- 0	0- 0	CONFERENCE	0- 0	0- 0	5- 3			
3- 1	0- 0	0- 0	HOME	0- 0	0- 0	3- 1			
2- 2	0- 0	0- 0	AWAY	0- 0	0- 0	2- 2			
0- 0	0- 0	0- 0	NEUTRAL	0- 0	0- 0	0- 0			

RPI 1-25				RPI 26-50				RPI 51-100				RPI 101+ Team's RPI: 250			
RPI	S	Opponent	Score	RPI	S	Opponent	Score	RPI	S	Opponent	Score	RPI	S	Opponent	Score
10	A	Texas	61 85					57	A	Oklahoma St.	53 86	130	A	Abilene Christian	54 70
17	A	Oklahoma	59 92									163	H	Houston	52 68
												178	A	Nebraska	53 71
												200	N	North Texas	74 69
												214	H	Seattle U	54 67
												222	A	Grand Canyon	59 60
												282	H	North Dakota St.	81 67
												287	A	CSU Bakersfield	46 74
												289	H	Prairie View	82 74
												305	A	A&M-Corpus Christi	68 65
												305	H	A&M-Corpus Christi	55 46
												310	A	UMKC	63 52
												310	H	UMKC	74 39
												328	A	Chicago St.	57 46
												328	H	Chicago St.	71 43
												331	H	Utah Valley	64 55
												343	A	Sam Houston St.	69 45
												343	H	Sam Houston St.	78 50
<hr/>															
LAST 12 Division I GAMES:															
130	A	Abilene Christian	54 70	222	A	Grand Canyon	59 60								
200	N	North Texas	74 69	287	A	CSU Bakersfield	46 74								
310	A	UMKC	63 52	310	H	UMKC	74 39								
214	H	Seattle U	54 67	328	H	Chicago St.	71 43								
331	H	Utah Valley	64 55	305	H	A&M-Corpus Christi	55 46								
328	A	Chicago St.	57 46	282	H	North Dakota St.	81 67								

Non-Div I Games: St. Thomas (TX) 63 56 Texas Lutheran 68 52 Evangel 86 55

UTRGV

Loss, Non-Conf, S Site, H Home A Away N Neutral

Average RPI Win:	220	WON-LOST	WINNING	LAST 10	STRENGTH OF	OPP. STRENGTH	TEAM	ADJ.	CONF.	ADJ CONF.
Average RPI Loss:	98	RECORD	PCT. RANK	GAMES	SCHEDULE	OF SCHEDULE	RPI	RPI	RPI	RPI
DIV. I ONLY	10- 9	155	7- 3	116	112	148	148	14	14	
DIV. I NON-CONF.	3- 6	230	1- 1	22	61	169	169	16	16	
TOTALS	RPI 1-25	RPI 26-50	W-L RECORDS	RPI 51-100	RPI 101-150	RPI 150+				
10- 9	0- 1	0- 2	OVERALL	1- 2	1- 2	8- 2				
6- 5	0- 0	0- 1	HOME	1- 0	1- 2	4- 2				
4- 4	0- 1	0- 1	AWAY	0- 2	0- 0	4- 0				
0- 0	0- 0	0- 0	NEUTRAL	0- 0	0- 0	0- 0				
3- 6	0- 1	0- 2	NON-CONFERENCE	0- 1	1- 1	2- 1				
3- 3	0- 0	0- 1	HOME	0- 0	1- 1	2- 1				
0- 3	0- 1	0- 1	AWAY	0- 1	0- 0	0- 0				
0- 0	0- 0	0- 0	NEUTRAL	0- 0	0- 0	0- 0				
7- 3	0- 0	0- 0	CONFERENCE	1- 1	0- 1	6- 1				
3- 2	0- 0	0- 0	HOME	1- 0	0- 1	2- 1				
4- 1	0- 0	0- 0	AWAY	0- 1	0- 0	4- 0				
0- 0	0- 0	0- 0	NEUTRAL	0- 0	0- 0	0- 0				

RPI 1-25				RPI 26-50				RPI 51-100				RPI 101+ Team's RPI: 148			
RPI	S	Opponent	Score	RPI	S	Opponent	Score	RPI	S	Opponent	Score	RPI	S	Opponent	Score
10	A	Texas	43 76	33	H	Tulane	66 75	73	A	UT Arlington	54 75	110	H	Northern Colo.	66 73
				37	A	Oregon	63 77	80	H	Western Ky.	80 77	116	H	Southern Miss.	68 69
								92	A	Middle Tenn.	63 77	130	H	Abilene Christian	71 68
												161	H	Louisiana Tech	63 61
												163	H	Houston	49 56
												181	H	Texas St.	72 47
												205	A	UAB	82 67
												244	H	Marshall	81 88
												268	A	FIU	70 61
												269	H	Liberty	80 64
												286	A	UTEP	83 81
												286	H	UTEP	97 76
												330	A	Fla. Atlantic	72 62
LAST 12 Division I GAMES:															
205	A	UAB	82 67	330	A	Fla. Atlantic	72 62								
92	A	Middle Tenn.	63 77	161	H	Louisiana Tech	63 61								
80	H	Western Ky.	80 77	116	H	Southern Miss.	68 69								
244	H	Marshall	81 88	286	A	UTEP	83 81								
286	H	UTEP	97 76	269	H	Liberty	80 64								
268	A	FIU	70 61	163	H	Houston	49 56								

Non-Div I Games: Tex. A&M-Kingsville 70 44 Angelo St. 77 85

UTSA

Loss, Non-Conf, S Site, H Home A Away N Neutral

Average RPI Win:	169	WON-LOST	WINNING	LAST 10	STRENGTH OF	OPP. STRENGTH	TEAM	ADJ.	CONF.	ADJ CONF.
Average RPI Loss:	38	RECORD	PCT. RANK	GAMES	SCHEDULE	OF SCHEDULE	RPI	RPI	RPI	RPI
DIV. I ONLY	14- 8	106	3- 7	40	68	52	52	1	1	
DIV. I NON-CONF.	11- 0	1	1- 0	177	291	29	29	1	1	
TOTALS	RPI 1-25	RPI 26-50	W-L RECORDS	RPI 51-100	RPI 101-150	RPI 150+				
14- 8	0- 4	1- 2	OVERALL	5- 1	1- 1	7- 0				
9- 4	0- 2	1- 1	HOME	3- 0	0- 1	5- 0				
4- 4	0- 2	0- 1	AWAY	1- 1	1- 0	2- 0				
1- 0	0- 0	0- 0	NEUTRAL	1- 0	0- 0	0- 0				
11- 0	0- 0	0- 0	NON-CONFERENCE	3- 0	1- 0	7- 0				
7- 0	0- 0	0- 0	HOME	2- 0	0- 0	5- 0				
3- 0	0- 0	0- 0	AWAY	0- 0	1- 0	2- 0				
1- 0	0- 0	0- 0	NEUTRAL	1- 0	0- 0	0- 0				
3- 8	0- 4	1- 2	CONFERENCE	2- 1	0- 1	0- 0				
2- 4	0- 2	1- 1	HOME	1- 0	0- 1	0- 0				
1- 4	0- 2	0- 1	AWAY	1- 1	0- 0	0- 0				
0- 0	0- 0	0- 0	NEUTRAL	0- 0	0- 0	0- 0				

RPI 1-25				RPI 26-50				RPI 51-100 Team's RPI: 52				RPI 101+			
RPI	S	Opponent	Score	RPI	S	Opponent	Score	RPI	S	Opponent	Score	RPI	S	Opponent	Score
6	A	Oregon St.	44 70	26	H	Arizona St.	44 66	66	H	Montana St.	74 64	120	H	Arizona	70 81
8	H	Washington	53 82	37	A	Oregon	66 84	72	A	Southern California	58 53	125	A	St. Mary's (CA)	63 62
9	H	Stanford	58 77	45	H	California	63 57	82	A	Colorado	49 54	168	A	Fresno St.	65 55
13	A	UCLA	56 67					82	H	Colorado	58 53	201	H	Utah St.	65 58
								88	N	Charlotte	81 68	226	H	Weber St.	71 52
								97	H	BYU	77 60	272	H	Southern Utah	69 43
												291	A	Nevada	80 50
												295	H	Northern Ariz.	78 65
												331	H	Utah Valley	100 52
LAST 12 Division I GAMES:															
8	H	Washington	53 82	9	H	Stanford	58 77								
82	H	Colorado	58 53	120	H	Arizona	70 81								
82	A	Colorado	49 54	26	H	Arizona St.	44 66								
37	A	Oregon	66 84	72	A	Southern California	58 53								
6	A	Oregon St.	44 70	13	A	UCLA	56 67								
45	H	California	63 57	295	H	Northern Ariz.	78 65								

Non-Div I Games:

Utah

Average RPI Win:	243	WON-LOST	WINNING	LAST 10	STRENGTH OF	OPP. STRENGTH	TEAM	ADJ.	CONF.	ADJ CONF.
Average RPI Loss:	116	RECORD	PCT. RANK	GAMES	SCHEDULE	OF SCHEDULE	RPI	RPI	RPI	RPI
DIV. I ONLY	11- 10	158	5- 5	233	175	201	201	13	13	
DIV. I NON-CONF.	6- 4	126	0- 1	335	234	249	249	15	15	
TOTALS	RPI 1-25	RPI 26-50	W-L RECORDS	RPI 51-100	RPI 101-150	RPI 150+				
11- 10	0- 0	0- 0	OVERALL	2- 5	0- 4	9- 1				
7- 4	0- 0	0- 0	HOME	2- 1	0- 2	5- 1				
3- 6	0- 0	0- 0	AWAY	0- 4	0- 2	3- 0				
1- 0	0- 0	0- 0	NEUTRAL	0- 0	0- 0	1- 0				
6- 4	0- 0	0- 0	NON-CONFERENCE	1- 2	0- 1	5- 1				
4- 2	0- 0	0- 0	HOME	1- 1	0- 0	3- 1				
1- 2	0- 0	0- 0	AWAY	0- 1	0- 1	1- 0				
1- 0	0- 0	0- 0	NEUTRAL	0- 0	0- 0	1- 0				
5- 6	0- 0	0- 0	CONFERENCE	1- 3	0- 3	4- 0				
3- 2	0- 0	0- 0	HOME	1- 0	0- 2	2- 0				
2- 4	0- 0	0- 0	AWAY	0- 3	0- 1	2- 0				
0- 0	0- 0	0- 0	NEUTRAL	0- 0	0- 0	0- 0				

RPI 1-25				RPI 26-50				RPI 51-100				RPI 101+				Team's RPI: 201	
RPI	S	Opponent	Score	RPI	S	Opponent	Score	RPI	S	Opponent	Score	RPI	S	Opponent	Score		
								52	A	Utah	58	65	101	H	Wyoming	48	71
								66	H	Montana St.	64	56	120	A	Arizona	57	61
								67	A	Colorado St.	43	74	146	A	New Mexico	67	78
								76	A	UNLV	53	55	146	H	New Mexico	58	68
								85	A	Boise St.	56	76	168	A	Fresno St.	52	47
								85	H	Boise St.	65	63	188	H	Idaho St.	69	56
								97	H	BYU	40	60	235	H	San Diego St.	53	47
													272	H	Southern Utah	54	70
													291	A	Nevada	81	69
													315	H	Air Force	65	62
													327	H	UC Irvine	66	52
													329	A	Montana	65	47
													331	H	Utah Valley	56	45
													336	N	Incarnate Word	79	46
LAST 12 Division I GAMES:																	
				85	H	Boise St.	65	63					101	H	Wyoming	48	71
				291	A	Nevada	81	69					76	A	UNLV	53	55
				168	A	Fresno St.	52	47					146	A	New Mexico	67	78
				146	H	New Mexico	58	68					315	H	Air Force	65	62
				67	A	Colorado St.	43	74					85	A	Boise St.	56	76
				235	H	San Diego St.	53	47					120	A	Arizona	57	61

Non-Div I Games: Westminster (UT) 72 49

Utah St.

Utah Valley

Through Games Of Feb. 4, 2017

Average RPI Win:	302	WON-LOST	WINNING	LAST 10	STRENGTH OF	OPP. STRENGTH	TEAM	ADJ.	CONF.	ADJ CONF.
Average RPI Loss:	204	RECORD	PCT. RANK	GAMES	SCHEDULE	OF SCHEDULE	RPI	RPI	RPI	RPI
DIV. I ONLY	4- 16	315	1- 7	318	277	331	331	29	29	
DIV. I NON-CONF.	3- 10	280	1- 2	307	240	326	326	29	29	
TOTALS	RPI 1-25	RPI 26-50	W-L RECORDS	RPI 51-100	RPI 101-150	RPI 150+				
4- 16	0- 0	0- 0	OVERALL	0- 3	0- 1	4- 12				
2- 6	0- 0	0- 0	HOME	0- 1	0- 1	2- 4				
2- 8	0- 0	0- 0	AWAY	0- 0	0- 0	2- 2				
0- 2	0- 0	0- 0	NEUTRAL	0- 1	0- 0	0- 1				
3- 10	0- 0	0- 0	NON-CONFERENCE	0- 3	0- 1	3- 6				
2- 3	0- 0	0- 0	HOME	0- 1	0- 1	2- 1				
1- 5	0- 0	0- 0	AWAY	0- 1	0- 0	1- 4				
0- 2	0- 0	0- 0	NEUTRAL	0- 1	0- 0	0- 1				
1- 6	0- 0	0- 0	CONFERENCE	0- 0	0- 0	1- 6				
0- 3	0- 0	0- 0	HOME	0- 0	0- 0	0- 3				
1- 3	0- 0	0- 0	AWAY	0- 0	0- 0	1- 3				
0- 0	0- 0	0- 0	NEUTRAL	0- 0	0- 0	0- 0				

RPI	S	Opponent	Score	RPI	S	Opponent	Score	RPI	S	Opponent	Score	RPI	S	Opponent	Score	Team's RPI: 331
52	A	Utah		52		100		144	H	Eastern Wash.	50	83				
84	N	Central Mich.		62		71		188	A	Idaho St.	56	61				
97	H	BYU		50		68		197	A	New Mexico St.	46	63				
								201	A	Utah St.	45	56				
								208	N	SIUE	64	71				
								214	H	Seattle U	51	69				
								222	H	Grand Canyon	46	62				
								226	H	Weber St.	61	64				
								250	A	UTRGV	55	64				
								270	A	Cal Poly	65	77				
								272	A	Southern Utah	70	64				
								287	H	CSU Bakersfield	59	63				
								301	H	Denver	72	58				
								307	H	Pepperdine	72	65				
								310	A	UMKC	63	66				
								315	A	Air Force	53	64				
								328	A	Chicago St.	62	59				
LAST 12 Division I GAMES:																
214	H	Seattle U	51	69	222	H	Grand Canyon	46	62							
197	A	New Mexico St.	46	63	188	A	Idaho St.	56	61							
250	A	UTRGV	55	64	201	A	Utah St.	45	56							
287	H	CSU Bakersfield	59	63	301	H	Denver	72	58							
310	A	UMKC	63	66	272	A	Southern Utah	70	64							
328	A	Chicago St.	62	59	315	A	Air Force	53	64							

Non-Div I Games: Dixie St. 68 56 Antelope Valley 87 47

Utah Valley

Loss, Non-Conf, S Site, H Home A Away N Neutral

V
C
U

V
C
U

VCU

Page 323

Valparaiso

Through Games Of Feb. 4, 2017

Average RPI Win:	303	WON-LOST	WINNING	LAST 10	STRENGTH OF	OPP. STRENGTH	TEAM	ADJ.	CONF.	ADJ CONF.
Average RPI Loss:	175	RECORD	PCT. RANK	GAMES	SCHEDULE	OF SCHEDULE	RPI	RPI	RPI	RPI
DIV. I ONLY	4- 17	317	1- 9	240	228	320	320	19	19	
DIV. I NON-CONF.	3- 6	230	0- 0	305	186	296	296	20	20	
TOTALS	RPI 1-25	RPI 26-50	W-L RECORDS	RPI 51-100	RPI 101-150	RPI 150+				
4- 17	0- 1	0- 3	OVERALL	0- 0	0- 3	4- 10				
3- 7	0- 0	0- 1	HOME	0- 0	0- 1	3- 5				
1- 10	0- 0	0- 0	AWAY	0- 0	0- 0	1- 0				
0- 0	0- 0	0- 0	NEUTRAL	0- 0	0- 0	0- 0				
3- 6	0- 1	0- 1	NON-CONFERENCE	0- 0	0- 1	3- 3				
2- 2	0- 0	0- 0	HOME	0- 0	0- 0	2- 2				
1- 4	0- 1	0- 1	AWAY	0- 0	0- 1	1- 1				
0- 0	0- 0	0- 0	NEUTRAL	0- 0	0- 0	0- 0				
1- 11	0- 0	0- 2	CONFERENCE	0- 0	0- 2	1- 7				
1- 5	0- 0	0- 1	HOME	0- 0	0- 1	1- 3				
0- 6	0- 0	0- 1	AWAY	0- 0	0- 1	0- 4				
0- 0	0- 0	0- 0	NEUTRAL	0- 0	0- 0	0- 0				

RPI 1-25			RPI 26-50			RPI 51-100			RPI 101+			Team's RPI: 320
RPI	S	Opponent	Score	RPI	S	Opponent	Score	RPI	S	Opponent	Score	
2	A	Notre Dame	54 114	35	A	Green Bay	35 56		132	A	Stetson	75 87
				35	H	Green Bay	36 75		141	H	Wright St.	52 65
				48	A	Indiana	58 87		147	A	Detroit	60 85
									160	A	Oakland	63 104
									169	H	Milwaukee	74 85
									194	A	Cleveland St.	60 71
									194	H	Cleveland St.	62 66
									230	H	Bradley	56 67
									262	H	Northern Ky.	55 70
									269	H	Liberty	70 68
									274	H	Evansville	65 70
									300	H	Eastern Ill.	73 68
									316	A	Youngstown St.	70 76
									316	H	Youngstown St.	77 60
									317	A	Illinois St.	56 77
									326	A	Ill.-Chicago	60 74
									328	A	Chicago St.	53 51
LAST 12 Division I GAMES:												
194	H	Cleveland St.	62 66	316	A	Youngstown St.	70 76					
316	H	Youngstown St.	77 60	194	A	Cleveland St.	60 71					
326	A	Ill.-Chicago	60 74	169	H	Milwaukee	74 85					
141	H	Wright St.	52 65	35	H	Green Bay	36 75					
262	H	Northern Ky.	55 70	160	A	Oakland	63 104					
35	A	Green Bay	35 56	147	A	Detroit	60 85					

Non-Div I Games: Ind.-Kokomo 102 47 Grace (IN) 71 49

Valparaiso

■ Loss,
 ■ Non-Conf, S Site,
 ■ Home
 ■ Away
 N Neutral

Average RPI Win:	182	WON-LOST	WINNING	LAST 10	STRENGTH OF	OPP. STRENGTH	TEAM	ADJ.	CONF.	ADJ CONF.
Average RPI Loss:	58	RECORD	PCT. RANK	GAMES	SCHEDULE	OF SCHEDULE	RPI	RPI	RPI	RPI
DIV. I ONLY	11- 11	167	1- 9	58	47	108	108	2	2	
DIV. I NON-CONF.	10- 3	54	1- 2	119	144	55	55	2	2	
TOTALS	RPI 1-25	RPI 26-50	W-L RECORDS	RPI 51-100	RPI 101-150	RPI 150+				
11- 11	1- 5	1- 2	OVERALL	1- 1	1- 2	7- 1				
7- 5	1- 3	1- 1	HOME	1- 1	1- 0	3- 0				
3- 6	0- 2	0- 1	AWAY	0- 0	0- 2	3- 1				
1- 0	0- 0	0- 0	NEUTRAL	0- 0	0- 0	1- 0				
10- 3	1- 1	1- 1	NON-CONFERENCE	1- 0	0- 0	7- 1				
6- 1	1- 1	1- 0	HOME	1- 0	0- 0	3- 0				
3- 2	0- 0	0- 1	AWAY	0- 0	0- 0	3- 1				
1- 0	0- 0	0- 0	NEUTRAL	0- 0	0- 0	1- 0				
1- 8	0- 4	0- 1	CONFERENCE	0- 1	1- 2	0- 0				
1- 4	0- 2	0- 1	HOME	0- 1	1- 0	0- 0				
0- 4	0- 2	0- 0	AWAY	0- 0	0- 2	0- 0				
0- 0	0- 0	0- 0	NEUTRAL	0- 0	0- 0	0- 0				

RPI S	Opponent	Score	RPI S	Opponent	Score	RPI S	Opponent	Score	RPI S	Opponent	Score	Team's RPI: 108
11	H Duke	77 73	30	H Missouri	68 74	64	H Florida	73 93	104	A Georgia	68 70	
12	A Tennessee	63 91	33	H Tulane	74 63	86	H Drexel	73 63	113	H Alabama	87 80	
12	H Tennessee	57 70	48	A Indiana	61 94				122	A Arkansas	56 59	
14	H Louisville	66 78							183	A ETSU	80 72	
21	A Texas A&M	72 77							191	A Memphis	59 75	
24	H Auburn	59 64							208	N SIUE	73 63	
									217	H Robert Morris	75 59	
									261	A UT Martin	79 77	
									278	H Tennessee Tech	89 57	
									299	H Kennesaw St.	86 54	
									315	A Air Force	75 49	
LAST 12 Division I GAMES:												
64	H Florida	73 93	104	A Georgia	68 70							
113	H Alabama	87 80	12	H Tennessee	57 70							
12	A Tennessee	63 91	21	A Texas A&M	72 77							
122	A Arkansas	56 59	191	A Memphis	59 75							
30	H Missouri	68 74	14	H Louisville	66 78							
24	H Auburn	59 64	278	H Tennessee Tech	89 57							

Non-Div I Games:

Vanderbilt

■ Loss,
■ Non-Conf, S Site,
■ Home
■ Away
N Neutral

Average RPI Win:	243	WON-LOST	WINNING	LAST 10	STRENGTH OF	OPP. STRENGTH	TEAM	ADJ.	CONF.	ADJ CONF.
Average RPI Loss:	168	RECORD	PCT. RANK	GAMES	SCHEDULE	OF SCHEDULE	RPI	RPI	RPI	RPI
DIV. I ONLY	7- 15	271	4- 6	161	289	264	264	22	22	
DIV. I NON-CONF.	3- 9	275	0- 2	162	329	299	299	21	21	
TOTALS	RPI 1-25	RPI 26-50	W-L RECORDS	RPI 51-100	RPI 101-150	RPI 150+				
7- 15	0- 0	0- 2	OVERALL	0- 1	1- 2	6- 10				
6- 5	0- 0	0- 0	HOME	0- 1	1- 0	5- 4				
1- 10	0- 0	0- 2	AWAY	0- 0	0- 2	1- 6				
0- 0	0- 0	0- 0	NEUTRAL	0- 0	0- 0	0- 0				
3- 9	0- 0	0- 2	NON-CONFERENCE	0- 0	0- 1	3- 6				
3- 3	0- 0	0- 0	HOME	0- 0	0- 0	3- 3				
0- 6	0- 0	0- 2	AWAY	0- 0	0- 1	0- 3				
0- 0	0- 0	0- 0	NEUTRAL	0- 0	0- 0	0- 0				
4- 6	0- 0	0- 0	CONFERENCE	0- 1	1- 1	3- 4				
3- 2	0- 0	0- 0	HOME	0- 1	1- 0	2- 1				
1- 4	0- 0	0- 0	AWAY	0- 0	0- 1	1- 3				
0- 0	0- 0	0- 0	NEUTRAL	0- 0	0- 0	0- 0				

RPI S	Opponent	Score	RPI S	Opponent	Score	RPI S	Opponent	Score	RPI S	Opponent	Score	Team's RPI: 264
			31	A Michigan	56 78	93	H New Hampshire	49 57	134	A Maine	43 59	
			32	A Temple	39 53				134	H Maine	55 52	
									150	A Yale	48 77	
									151	A Hartford	55 68	
									151	H Hartford	76 70	
									155	H Brown	50 62	
									160	A Oakland	55 79	
									165	A Albany (NY)	53 64	
									169	H Milwaukee	44 68	
									204	H Binghamton	55 64	
									212	H Dartmouth	59 54	
									229	A UMBC	66 69	
									252	A Howard	57 64	
									255	H Stony Brook	53 43	
									292	H Bryant	57 63	
									304	H Holy Cross	63 52	
									306	H NJIT	64 42	
									309	A Central Conn. St.	76 78	
									338	A UMass Lowell	61 46	
LAST 12 Division I GAMES:												
			151	H Hartford	76 70	229	A UMBC	66 69				
			134	A Maine	43 59	204	H Binghamton	55 64				
			255	H Stony Brook	53 43	151	A Hartford	55 68				
			165	A Albany (NY)	53 64	134	H Maine	55 52				
			338	A UMass Lowell	61 46	252	A Howard	57 64				
			93	H New Hampshire	49 57	160	A Oakland	55 79				

Non-Div I Games:

Vermont

Average RPI Win:	156	WON-LOST	WINNING	LAST 10	STRENGTH OF	OPP. STRENGTH	TEAM	ADJ.	CONF.	ADJ CONF.
Average RPI Loss:	43	RECORD	PCT. RANK	GAMES	SCHEDULE	OF SCHEDULE	RPI	RPI	RPI	RPI
DIV. I ONLY	11- 11	167	7- 3	19	55	68	68	7	7	
DIV. I NON-CONF.	5- 6	186	1- 0	14	45	82	82	7	7	
TOTALS	RPI 1-25	RPI 26-50	W-L RECORDS	RPI 51-100	RPI 101-150	RPI 150+				
11- 11	0- 5	1- 3	OVERALL	2- 1	2- 2	6- 0				
5- 5	0- 2	1- 2	HOME	1- 1	0- 0	3- 0				
5- 3	0- 2	0- 1	AWAY	0- 0	2- 0	3- 0				
1- 3	0- 1	0- 0	NEUTRAL	1- 0	0- 2	0- 0				
5- 6	0- 2	0- 1	NON-CONFERENCE	1- 1	2- 2	2- 0				
2- 2	0- 0	0- 1	HOME	0- 1	0- 0	2- 0				
2- 1	0- 1	0- 0	AWAY	0- 0	2- 0	0- 0				
1- 3	0- 1	0- 0	NEUTRAL	1- 0	0- 2	0- 0				
6- 5	0- 3	1- 2	CONFERENCE	1- 0	0- 0	4- 0				
3- 3	0- 2	1- 1	HOME	1- 0	0- 0	1- 0				
3- 2	0- 1	0- 1	AWAY	0- 0	0- 0	3- 0				
0- 0	0- 0	0- 0	NEUTRAL	0- 0	0- 0	0- 0				

RPI 1-25				RPI 26-50				RPI 51-100				Team's RPI: 68		RPI 101+			
RPI	S	Opponent	Score	RPI	S	Opponent	Score	RPI	S	Opponent	Score			RPI	S	Opponent	Score
4	N	Mississippi St.	62 108	32	H	Temple	48 83	56	H	George Washington	69 72			105	N	Troy	85 93
11	A	Duke	50 68	40	H	Marquette	71 77	83	H	St. John's (NY)	55 50			121	A	Penn	60 48
15	H	DePaul	50 80	41	A	Georgetown	49 54	98	N	Purdue	58 44			123	N	VCU	66 68
23	A	Creighton	46 60	41	H	Georgetown	71 50							139	A	Saint Joseph's	62 54
23	H	Creighton	44 47											159	A	Providence	64 59
														171	H	La Salle	52 49
														172	A	Xavier	72 47
														185	H	Seton Hall	69 52
														231	A	Butler	70 69
														312	H	Lehigh	59 37
LAST 12 Division I GAMES:																	
23	H	Creighton	44 47	185	H	Seton Hall	69 52										
41	A	Georgetown	49 54	23	A	Creighton	46 60										
172	A	Xavier	72 47	159	A	Providence	64 59										
231	A	Butler	70 69	41	H	Georgetown	71 50										
121	A	Penn	60 48	15	H	DePaul	50 80										
83	H	St. John's (NY)	55 50	40	H	Marquette	71 77										

Non-Div I Games:

Villanova

■ Loss,
■ Non-Conf, S Site,
■ Home
■ Away
N Neutral

Virginia

Through Games Of Feb. 4, 2017

Average RPI Win:	171	WON-LOST	WINNING	LAST 10	STRENGTH OF	OPP. STRENGTH	TEAM	ADJ.	CONF.	ADJ CONF.
Average RPI Loss:	55	RECORD	PCT. RANK	GAMES	SCHEDULE	OF SCHEDULE	RPI	RPI	RPI	RPI
DIV. I ONLY	15- 7	81	5- 5	122	33	58	58	3	3	
DIV. I NON-CONF.	11- 2	24	3- 0	267	80	80	80	4	4	
TOTALS	RPI 1-25	RPI 26-50	W-L RECORDS	RPI 51-100	RPI 101-150	RPI 150+				
15- 7	0- 2	2- 2	OVERALL	2- 2	2- 1	9- 0				
10- 1	0- 1	2- 0	HOME	2- 0	0- 0	6- 0				
4- 5	0- 1	0- 2	AWAY	0- 1	2- 1	2- 0				
1- 1	0- 0	0- 0	NEUTRAL	0- 1	0- 0	1- 0				
11- 2	0- 0	0- 1	NON-CONFERENCE	2- 1	1- 0	8- 0				
7- 0	0- 0	0- 0	HOME	2- 0	0- 0	5- 0				
3- 1	0- 0	0- 1	AWAY	0- 0	1- 0	2- 0				
1- 1	0- 0	0- 0	NEUTRAL	0- 1	0- 0	1- 0				
4- 5	0- 2	2- 1	CONFERENCE	0- 1	1- 1	1- 0				
3- 1	0- 1	2- 0	HOME	0- 0	0- 0	1- 0				
1- 4	0- 1	0- 1	AWAY	0- 1	1- 1	0- 0				
0- 0	0- 0	0- 0	NEUTRAL	0- 0	0- 0	0- 0				

RPI 1-25				RPI 26-50				RPI 51-100 Team's RPI: 58				RPI 101+			
RPI	S	Opponent	Score	RPI	S	Opponent	Score	RPI	S	Opponent	Score	RPI	S	Opponent	Score
2	A	Notre Dame	74 82	34	A	Syracuse	49 54	65	H	Dayton	66 56	104	A	Georgia	66 43
14	H	Louisville	81 86	42	A	Northwestern	60 69	75	A	North Carolina	58 67	118	A	Clemson	69 37
				43	H	Virginia Tech	76 27	83	N	St. John's (NY)	55 66	133	A	Pittsburgh	54 62
				50	H	Georgia Tech	65 64	92	H	Middle Tenn.	63 51	174	H	Boston College	62 55
LAST 12 Division I GAMES:															
50	H	Georgia Tech	65 64	75	A	North Carolina	58 67								
2	A	Notre Dame	74 82	14	H	Louisville	81 86								
43	H	Virginia Tech	76 27	34	A	Syracuse	49 54								
133	A	Pittsburgh	54 62	65	H	Dayton	66 56								
118	A	Clemson	69 37	229	H	UMBC	56 30								
174	H	Boston College	62 55	249	H	UMES	60 50								

Non-Div I Games:

Virginia

■ Loss,
 ■ Non-Conf, S Site,
 ■ Home
 ■ Away
 N Neutral

Average RPI Win:	164	WON-LOST	WINNING	LAST 10	STRENGTH OF	OPP. STRENGTH	TEAM	ADJ.	CONF.	ADJ CONF.
Average RPI Loss:	22	RECORD	PCT. RANK	GAMES	SCHEDULE	OF SCHEDULE	RPI	RPI	RPI	RPI
DIV. I ONLY	16- 6	54	4- 6	57	56	43	43	3	3	
DIV. I NON-CONF.	13- 0	1	3- 0	239	139	38	38	4	4	
TOTALS	RPI 1-25	RPI 26-50	W-L RECORDS	RPI 51-100	RPI 101-150	RPI 150+				
16- 6	2- 4	1- 1	OVERALL	2- 1	3- 0	8- 0				
12- 3	1- 2	1- 1	HOME	2- 0	1- 0	7- 0				
4- 3	1- 0	0- 0	AWAY	0- 0	2- 0	1- 0				
0- 0	0- 0	0- 0	NEUTRAL	0- 0	0- 0	0- 0				
13- 0	2- 0	1- 0	NON-CONFERENCE	0- 0	2- 0	8- 0				
10- 0	1- 0	1- 0	HOME	0- 0	1- 0	7- 0				
3- 0	1- 0	0- 0	AWAY	0- 0	1- 0	1- 0				
0- 0	0- 0	0- 0	NEUTRAL	0- 0	0- 0	0- 0				
3- 6	0- 4	0- 1	CONFERENCE	2- 1	1- 0	0- 0				
2- 3	0- 2	0- 1	HOME	2- 0	0- 0	0- 0				
1- 3	0- 2	0- 0	AWAY	0- 1	1- 0	0- 0				
0- 0	0- 0	0- 0	NEUTRAL	0- 0	0- 0	0- 0				

RPI 1-25				RPI 26-50				Team's RPI: 43				RPI 51-100				RPI 101+			
RPI	S	Opponent	Score	RPI	S	Opponent	Score	RPI	S	Opponent	Score	RPI	S	Opponent	Score	RPI	S	Opponent	Score
2	H	Notre Dame	59 76	34	H	Syracuse	72 82	58	A	Virginia	27 76	118	A	Clemson	78 69				
7	H	Florida St.	54 82	41	H	Georgetown	73 63	62	H	Wake Forest	72 70	128	H	Radford	71 52				
11	A	Duke	59 84					75	H	North Carolina	76 68	140	A	UCF	67 64				
12	H	Tennessee	67 63									178	H	Nebraska	76 67				
20	A	Miami (FL)	75 82									182	A	Col. of Charleston	71 61				
24	A	Auburn	92 87									224	H	UNC Asheville	71 52				
												241	H	Presbyterian	67 36				
												253	H	Bowling Green	98 51				
												290	H	Gardner-Webb	76 42				
												309	H	Central Conn. St.	81 47				
												343	H	Delaware St.	88 48				
LAST 12 Division I GAMES:																			
2	H	Notre Dame	59 76	20	A	Miami (FL)	75 82												
34	H	Syracuse	72 82	118	A	Clemson	78 69												
58	A	Virginia	27 76	75	H	North Carolina	76 68												
7	H	Florida St.	54 82	343	H	Delaware St.	88 48												
11	A	Duke	59 84	128	H	Radford	71 52												
62	H	Wake Forest	72 70	24	A	Auburn	92 87												

Non-Div I Games:

Virginia Tech

Average RPI Win:	333	WON-LOST	WINNING	LAST 10	STRENGTH OF	OPP. STRENGTH	TEAM	ADJ.	CONF.	ADJ CONF.
Average RPI Loss:	220	RECORD	PCT. RANK	GAMES	SCHEDULE	OF SCHEDULE	RPI	RPI	RPI	RPI
DIV. I ONLY	2- 19	338	2- 8	275	348	340	340	31	31	
DIV. I NON-CONF.	0- 10	335	0- 1	135	322	334	334	32	32	
TOTALS	RPI 1-25	RPI 26-50	W-L RECORDS	RPI 51-100	RPI 101-150	RPI 150+				
2- 19	0- 0	0- 0	OVERALL	0- 2	0- 2	2- 15				
1- 9	0- 0	0- 0	HOME	0- 0	0- 2	1- 7				
1- 10	0- 0	0- 0	AWAY	0- 2	0- 0	1- 8				
0- 0	0- 0	0- 0	NEUTRAL	0- 0	0- 0	0- 0				
0- 10	0- 0	0- 0	NON-CONFERENCE	0- 2	0- 2	0- 6				
0- 5	0- 0	0- 0	HOME	0- 0	0- 2	0- 3				
0- 5	0- 0	0- 0	AWAY	0- 2	0- 0	0- 3				
0- 0	0- 0	0- 0	NEUTRAL	0- 0	0- 0	0- 0				
2- 9	0- 0	0- 0	CONFERENCE	0- 0	0- 0	2- 9				
1- 4	0- 0	0- 0	HOME	0- 0	0- 0	1- 4				
1- 5	0- 0	0- 0	AWAY	0- 0	0- 0	1- 5				
0- 0	0- 0	0- 0	NEUTRAL	0- 0	0- 0	0- 0				

RPI 1-25				RPI 26-50				RPI 51-100				RPI 101+				Team's RPI: 340	
RPI	S	Opponent	Score	RPI	S	Opponent	Score	RPI	S	Opponent	Score	RPI	S	Opponent	Score		
								83	A	St. John's (NY)	34	62	121	H	Penn	39	63
								93	A	New Hampshire	40	73	150	H	Yale	52	66
												154	H	Towson	40	69	
												165	H	Albany (NY)	50	75	
												170	A	Army West Point	40	85	
												173	A	Princeton	44	107	
												193	A	Sacred Heart	52	62	
												193	H	Sacred Heart	56	70	
												215	H	Saint Francis (PA)	46	67	
												217	H	Robert Morris	63	82	
												292	A	Bryant	61	70	
												306	A	NJIT	45	68	
												309	A	Central Conn. St.	53	66	
												319	H	St. Francis Brooklyn	58	45	
												321	A	Mt. St. Mary's	47	66	
												333	A	LIU Brooklyn	64	69	
												343	H	Delaware St.	49	61	
												346	A	Fairleigh Dickinson	74	66	
												346	H	Fairleigh Dickinson	53	59	
LAST 12 Division I GAMES:																	
				346	A	Fairleigh Dickinson	74	66				217	H	Robert Morris	63	82	
				319	H	St. Francis Brooklyn	58	45				193	H	Sacred Heart	56	70	
				215	H	Saint Francis (PA)	46	67				346	H	Fairleigh Dickinson	53	59	
				333	A	LIU Brooklyn	64	69				321	A	Mt. St. Mary's	47	66	
				193	A	Sacred Heart	52	62				309	A	Central Conn. St.	53	66	
				292	A	Bryant	61	70				173	A	Princeton	44	107	

Non-Div I Games: Staten Island 62 60

Wagner

■ Loss,
 ■ Non-Conf,
 ■ S Site,
 ■ H Home
 ■ A Away
 N Neutral

Wake Forest

Through Games Of Feb. 4, 2017

Average RPI Win:	152	WON-LOST	WINNING	LAST 10	STRENGTH OF	OPP. STRENGTH	TEAM	ADJ.	CONF.	ADJ CONF.
Average RPI Loss:	55	RECORD	PCT. RANK	GAMES	SCHEDULE	OF SCHEDULE	RPI	RPI	RPI	RPI
DIV. I ONLY	13- 9	124	4- 6	48	36	62	62	3	3	
DIV. I NON-CONF.	9- 4	85	2- 1	132	83	81	81	4	4	
TOTALS	RPI 1-25	RPI 26-50	W-L RECORDS	RPI 51-100	RPI 101-150	RPI 150+				
13- 9	1- 3	1- 4	OVERALL	1- 0	3- 1	7- 1				
10- 3	0- 1	1- 1	HOME	0- 0	3- 1	6- 0				
3- 6	1- 2	0- 3	AWAY	1- 0	0- 0	1- 1				
0- 0	0- 0	0- 0	NEUTRAL	0- 0	0- 0	0- 0				
9- 4	1- 0	0- 2	NON-CONFERENCE	0- 0	2- 1	6- 1				
7- 1	0- 0	0- 0	HOME	0- 0	2- 1	5- 0				
2- 3	1- 0	0- 2	AWAY	0- 0	0- 0	1- 1				
0- 0	0- 0	0- 0	NEUTRAL	0- 0	0- 0	0- 0				
4- 5	0- 3	1- 2	CONFERENCE	1- 0	1- 0	1- 0				
3- 2	0- 1	1- 1	HOME	0- 0	1- 0	1- 0				
1- 3	0- 2	0- 1	AWAY	1- 0	0- 0	0- 0				
0- 0	0- 0	0- 0	NEUTRAL	0- 0	0- 0	0- 0				

RPI	S	Opponent	Score	RPI	S	Opponent	Score	RPI	S	Opponent	Score	RPI	S	Opponent	Score
2	A	Notre Dame	72 92	27	A	LSU	57 60	75	A	North Carolina	80 77	118	H	Clemson	68 56
11	A	Duke	43 71	38	H	North Carolina St.	50 65					119	H	Navy	75 65
20	H	Miami (FL)	56 79	43	A	Virginia Tech	70 72					123	H	VCU	60 54
25	A	Elon	78 68	44	A	James Madison	76 83					128	H	Radford	60 68
				50	H	Georgia Tech	70 65					172	H	Xavier	58 45
												174	H	Boston College	71 55
												185	A	Seton Hall	63 70
												186	A	Illinois	79 70
												187	H	Rutgers	55 43
												227	H	Samford	51 40
												256	H	Furman	59 52
												265	H	Eastern Mich.	89 61
LAST 12 Division I GAMES:															
20	H	Miami (FL)	56 79	118	H	Clemson	68 56								
11	A	Duke	43 71	38	H	North Carolina St.	50 65								
174	H	Boston College	71 55	2	A	Notre Dame	72 92								
50	H	Georgia Tech	70 65	44	A	James Madison	76 83								
75	A	North Carolina	80 77	123	H	VCU	60 54								
43	A	Virginia Tech	70 72	227	H	Samford	51 40								

Non-Div I Games:

Wake Forest

■ Loss,
 ■ Non-Conf, S Site,
 ■ Home
 ■ Away
 N Neutral

Average RPI Win:	115	WON-LOST	WINNING	LAST 10	STRENGTH OF	OPP. STRENGTH	TEAM	ADJ.	CONF.	ADJ CONF.
Average RPI Loss:	6	RECORD	PCT. RANK	GAMES	SCHEDULE	OF SCHEDULE	RPI	RPI	RPI	RPI
DIV. I ONLY	21- 3	8	1- 2	23	21	8	8	1	1	
DIV. I NON-CONF.	12- 1	7	0- 1	60	122	7	7	1	1	
TOTALS	RPI 1-25	RPI 26-50	W-L RECORDS	RPI 51-100	RPI 101-150	RPI 150+				
21- 3	1- 3	4- 0	OVERALL	7- 0	3- 0	6- 0				
12- 1	1- 1	2- 0	HOME	4- 0	2- 0	3- 0				
9- 2	0- 2	2- 0	AWAY	3- 0	1- 0	3- 0				
0- 0	0- 0	0- 0	NEUTRAL	0- 0	0- 0	0- 0				
12- 1	0- 1	1- 0	NON-CONFERENCE	3- 0	2- 0	6- 0				
8- 0	0- 0	1- 0	HOME	2- 0	2- 0	3- 0				
4- 1	0- 1	0- 0	AWAY	1- 0	0- 0	3- 0				
0- 0	0- 0	0- 0	NEUTRAL	0- 0	0- 0	0- 0				
9- 2	1- 2	3- 0	CONFERENCE	4- 0	1- 0	0- 0				
4- 1	1- 1	1- 0	HOME	2- 0	0- 0	0- 0				
5- 1	0- 1	2- 0	AWAY	2- 0	1- 0	0- 0				
0- 0	0- 0	0- 0	NEUTRAL	0- 0	0- 0	0- 0				

RPI 1-25				Team's RPI: 8				RPI 26-50				RPI 51-100				RPI 101+			
RPI	S	Opponent	Score		RPI	S	Opponent	Score		RPI	S	Opponent	Score		RPI	S	Opponent	Score	
2	A	Notre Dame	60	71	26	A	Arizona St.	65	54	52	A	Utah	82	53	120	A	Arizona	90	73
6	A	Oregon St.	70	73	30	H	Missouri	79	66	67	H	Colorado St.	101	68	137	H	Idaho	105	53
9	H	Stanford	68	72	37	A	Oregon	99	77	69	A	Washington St.	87	44	144	H	Eastern Wash.	100	52
13	H	UCLA	82	70	45	H	California	90	67	69	H	Washington St.	94	63	168	H	Fresno St.	85	54
										72	H	Southern California	77	67	198	H	CSUN	101	44
										85	H	Boise St.	92	66	214	A	Seattle U	94	64
										97	A	BYU	82	70	222	A	Grand Canyon	101	66
															271	H	Savannah St.	87	36
															273	A	Portland	83	53
LAST 12 Division I GAMES:																			
2	A	Notre Dame	60	71	120	A	Arizona	90	73										
52	A	Utah	82	53	13	H	UCLA	82	70										
9	H	Stanford	68	72	72	H	Southern California	77	67										
45	H	California	90	67	6	A	Oregon St.	70	73										
69	A	Washington St.	87	44	37	A	Oregon	99	77										
26	A	Arizona St.	65	54	69	H	Washington St.	94	63										

Non-Div I Games:

Washington

■ Loss,
■ Non-Conf,
■ S Site,
■ H Home
■ A Away
N Neutral

Average RPI Win:	116	WON-LOST	WINNING	LAST 10	STRENGTH OF	OPP. STRENGTH	TEAM	ADJ.	CONF.	ADJ CONF.
Average RPI Loss:	48	RECORD	PCT. RANK	GAMES	SCHEDULE	OF SCHEDULE	RPI	RPI	RPI	RPI
DIV. I ONLY	9- 13	220	4- 6	5	15	69	69	1	1	
DIV. I NON-CONF.	5- 6	186	0- 1	24	69	111	111	1	1	
TOTALS	RPI 1-25	RPI 26-50	W-L RECORDS	RPI 51-100	RPI 101-150	RPI 150+				
9- 13	1- 6	2- 1	OVERALL	1- 4	2- 2	3- 0				
7- 4	1- 2	1- 0	HOME	1- 2	2- 0	2- 0				
1- 8	0- 3	1- 1	AWAY	0- 2	0- 2	0- 0				
1- 1	0- 1	0- 0	NEUTRAL	0- 0	0- 0	1- 0				
5- 6	0- 2	0- 0	NON-CONFERENCE	0- 3	2- 1	3- 0				
4- 2	0- 0	0- 0	HOME	0- 2	2- 0	2- 0				
0- 3	0- 1	0- 0	AWAY	0- 1	0- 1	0- 0				
1- 1	0- 1	0- 0	NEUTRAL	0- 0	0- 0	1- 0				
4- 7	1- 4	2- 1	CONFERENCE	1- 1	0- 1	0- 0				
3- 2	1- 2	1- 0	HOME	1- 0	0- 0	0- 0				
1- 5	0- 2	1- 1	AWAY	0- 1	0- 1	0- 0				
0- 0	0- 0	0- 0	NEUTRAL	0- 0	0- 0	0- 0				

RPI 1-25				RPI 26-50				RPI 51-100 Team's RPI: 69				RPI 101+			
RPI	S	Opponent	Score	RPI	S	Opponent	Score	RPI	S	Opponent	Score	RPI	S	Opponent	Score
6	A	Oregon St.	58 80	26	A	Arizona St.	49 68	57	H	Oklahoma St.	72 79	107	A	Saint Louis	70 73
8	A	Washington	63 94	37	A	Oregon	75 59	72	H	Southern California	74 57	120	A	Arizona	55 56
8	H	Washington	44 87	45	H	California	84 79	77	A	Gonzaga	61 79	125	H	St. Mary's (CA)	85 69
9	H	Stanford	54 76					82	A	Colorado	58 70	149	H	San Francisco	73 35
13	H	UCLA	82 73					85	H	Boise St.	73 77	178	N	Nebraska	79 65
16	A	Kentucky	67 69									210	H	Loyola Marymount	92 45
19	N	Maryland	69 79									217	H	San Diego	83 73
LAST 12 Division I GAMES:															
		82	A	Colorado	58	70				72	H			Southern California	74 57
		45	H	California	84	79				13	H			UCLA	82 73
		9	H	Stanford	54	76				37	A			Oregon	75 59
		8	H	Washington	44	87				6	A			Oregon St.	58 80
		120	A	Arizona	55	56				8	A			Washington	63 94
		26	A	Arizona St.	49	68				16	A			Kentucky	67 69

Non-Div I Games:

Washington St.

■ Loss,
 ■ Non-Conf,
 S Site,
 ■ Home
 ■ Away
 N Neutral

Average RPI Win: 284		WON-LOST	WINNING	LAST 10	STRENGTH OF	OPP. STRENGTH	TEAM	ADJ.	CONF.	ADJ CONF.
Average RPI Loss: 130		RECORD	PCT. RANK	GAMES	SCHEDULE	OF SCHEDULE	RPI	RPI	RPI	RPI
DIV. I ONLY		8- 11	215	4- 6	260	216	226	226	18	18
DIV. I NON-CONF.		4- 5	198	0- 2	311	198	236	236	18	18
TOTALS		RPI 1-25	RPI 26-50	W-L RECORDS	RPI 51-100	RPI 101-150	RPI 150+			
8- 11	0- 0		0- 0	OVERALL	0- 3	0- 5	8- 3			
3- 5	0- 0		0- 0	HOME	0- 1	0- 2	3- 2			
5- 5	0- 0		0- 0	AWAY	0- 2	0- 2	5- 1			
0- 1	0- 0		0- 0	NEUTRAL	0- 0	0- 1	0- 0			
4- 5	0- 0		0- 0	NON-CONFERENCE	0- 2	0- 1	4- 2			
1- 2	0- 0		0- 0	HOME	0- 0	0- 0	1- 2			
3- 2	0- 0		0- 0	AWAY	0- 2	0- 0	3- 0			
0- 1	0- 0		0- 0	NEUTRAL	0- 0	0- 1	0- 0			
4- 6	0- 0		0- 0	CONFERENCE	0- 1	0- 4	4- 1			
2- 3	0- 0		0- 0	HOME	0- 1	0- 2	2- 0			
2- 3	0- 0		0- 0	AWAY	0- 0	0- 2	2- 1			
0- 0	0- 0		0- 0	NEUTRAL	0- 0	0- 0	0- 0			

RPI 1-25				RPI 26-50				RPI 51-100				RPI 101+				Team's RPI: 226	
RPI	S	Opponent	Score	RPI	S	Opponent	Score	RPI	S	Opponent	Score	RPI	S	Opponent	Score		
								52	A	Utah	52 71	110	H	Northern Colo.	79 88		
								66	H	Montana St.	68 83	132	N	Stetson	68 70		
								97	A	BYU	64 73	135	H	North Dakota	65 70		
												137	A	Idaho	77 95		
												144	A	Eastern Wash.	85 99		
												168	H	Fresno St.	57 60		
												188	A	Idaho St.	52 57		
												188	H	Idaho St.	50 43		
												198	H	CSUN	78 89		
												268	A	FIU	64 61		
												272	A	Southern Utah	73 68		
												273	H	Portland	76 37		
												295	A	Northern Ariz.	75 64		
												315	A	Air Force	76 61		
												329	H	Montana	74 58		
												331	A	Utah Valley	64 61		
LAST 12 Division I GAMES:																	
				295	A	Northern Ariz.	75 64	137	A	Idaho	77 95						
				272	A	Southern Utah	73 68	188	H	Idaho St.	50 43						
				188	A	Idaho St.	52 57	329	H	Montana	74 58						
				110	H	Northern Colo.	79 88	66	H	Montana St.	68 83						
				135	H	North Dakota	65 70	168	H	Fresno St.	57 60						
				144	A	Eastern Wash.	85 99	52	A	Utah	52 71						

Non-Div I Games: Cal St. San B'dino 75 69 Westminster (UT) 81 68

Weber St.

Loss, Non-Conf, S Site, H Home A Away N Neutral

Average RPI Win:	196	WON-LOST	WINNING	LAST 10	STRENGTH OF	OPP. STRENGTH	TEAM	ADJ.	CONF.	ADJ CONF.
Average RPI Loss:	25	RECORD	PCT. RANK	GAMES	SCHEDULE	OF SCHEDULE	RPI	RPI	RPI	RPI
DIV. I ONLY	16- 7	73	3- 7	80	61	63	63	4	4	
DIV. I NON-CONF.	12- 0	1	1- 0	275	305	60	60	3	3	
TOTALS	RPI 1-25	RPI 26-50	W-L RECORDS	RPI 51-100	RPI 101-150	RPI 150+				
16- 7	2- 5	0- 0	OVERALL	1- 2	4- 0	9- 0				
11- 3	1- 2	0- 0	HOME	1- 1	1- 0	8- 0				
2- 4	0- 3	0- 0	AWAY	0- 1	2- 0	0- 0				
3- 0	1- 0	0- 0	NEUTRAL	0- 0	1- 0	1- 0				
12- 0	1- 0	0- 0	NON-CONFERENCE	0- 0	2- 0	9- 0				
9- 0	0- 0	0- 0	HOME	0- 0	1- 0	8- 0				
0- 0	0- 0	0- 0	AWAY	0- 0	0- 0	0- 0				
3- 0	1- 0	0- 0	NEUTRAL	0- 0	1- 0	1- 0				
4- 7	1- 5	0- 0	CONFERENCE	1- 2	2- 0	0- 0				
2- 3	1- 2	0- 0	HOME	1- 1	0- 0	0- 0				
2- 4	0- 3	0- 0	AWAY	0- 1	2- 0	0- 0				
0- 0	0- 0	0- 0	NEUTRAL	0- 0	0- 0	0- 0				

RPI 1-25				RPI 26-50				RPI 51-100				RPI 101+			
RPI	S	Opponent	Score	RPI	S	Opponent	Score	RPI	S	Opponent	Score	RPI	S	Opponent	Score
5	A	Baylor	73 79					60	A	Texas Tech	66 75	102	H	Ole Miss	66 61
5	H	Baylor	56 91					60	H	Texas Tech	89 79	124	N	East Carolina	79 47
10	A	Texas	54 69					70	H	Iowa St.	55 80	142	A	Kansas	62 51
10	H	Texas	63 73									143	A	TCU	83 61
17	H	Oklahoma	83 73									189	H	Morehead St.	94 53
18	A	Kansas St.	71 86									252	H	Howard	95 49
24	N	Auburn	56 52									263	H	Coppin St.	69 39
												275	N	N.C. A&T	80 64
												279	H	Charleston So.	88 38
												293	H	High Point	82 59
												318	H	USC Upstate	91 33
												321	H	Mt. St. Mary's	77 45
												335	H	Longwood	107 40
LAST 12 Division I GAMES:															
70	H	Iowa St.	55 80	60	A	Texas Tech	66 75	17	H	Oklahoma	83 73	5	H	Baylor	56 91
10	A	Texas	54 69	18	A	Kansas St.	71 86	143	A	TCU	83 61	321	H	Mt. St. Mary's	77 45
60	H	Texas Tech	89 79												
5	A	Baylor	73 79												
142	A	Kansas	62 51												
10	H	Texas	63 73												

Non-Div I Games:

West Virginia

■ Loss,
 ■ Non-Conf,
 S Site,
 ■ Home
 ■ Away
 N Neutral

Average RPI Win:	287	WON-LOST	WINNING	LAST 10	STRENGTH OF	OPP. STRENGTH	TEAM	ADJ.	CONF.	ADJ CONF.
Average RPI Loss:	175	RECORD	PCT. RANK	GAMES	SCHEDULE	OF SCHEDULE	RPI	RPI	RPI	RPI
DIV. I ONLY	6- 17	293	3- 7	191	299	288	288	20	20	
DIV. I NON-CONF.	4- 10	259	2- 1	194	311	266	266	22	22	
TOTALS	RPI 1-25	RPI 26-50	W-L RECORDS	RPI 51-100	RPI 101-150	RPI 150+				
6- 17	0- 1	0- 0	OVERALL	0- 1	0- 6	6- 9				
4- 5	0- 0	0- 0	HOME	0- 0	0- 1	4- 4				
2- 10	0- 1	0- 0	AWAY	0- 1	0- 3	2- 5				
0- 2	0- 0	0- 0	NEUTRAL	0- 0	0- 2	0- 0				
4- 10	0- 1	0- 0	NON-CONFERENCE	0- 0	0- 5	4- 4				
2- 3	0- 0	0- 0	HOME	0- 0	0- 0	2- 3				
2- 5	0- 1	0- 0	AWAY	0- 0	0- 3	2- 1				
0- 2	0- 0	0- 0	NEUTRAL	0- 0	0- 2	0- 0				
2- 7	0- 0	0- 0	CONFERENCE	0- 1	0- 1	2- 5				
2- 2	0- 0	0- 0	HOME	0- 0	0- 1	2- 1				
0- 5	0- 0	0- 0	AWAY	0- 1	0- 0	0- 4				
0- 0	0- 0	0- 0	NEUTRAL	0- 0	0- 0	0- 0				

RPI 1-25			RPI 26-50			RPI 51-100			RPI 101+			Team's RPI: 288
RPI	S	Opponent	Score	RPI	S	Opponent	Score	RPI	S	Opponent	Score	
7	A	Florida St.	41 90					94	A	Chattanooga	46 67	
								103	H	Mercer	57 59	
								104	A	Georgia	43 78	
								114	N	Duquesne	50 65	
								118	A	Clemson	63 78	
								128	A	Radford	39 67	
								149	N	San Francisco	52 73	
								183	A	ETSU	57 76	
								223	H	Campbell	48 50	
								224	A	UNC Asheville	53 62	
								227	H	Samford	42 49	
								237	A	Wofford	59 68	
								237	H	Wofford	69 66	
								254	A	UNCG	45 62	
								256	A	Furman	44 73	
								256	H	Furman	75 72	
								261	H	UT Martin	72 84	
								279	H	Charleston So.	58 53	
								290	H	Gardner-Webb	60 68	
								293	H	High Point	73 64	
								314	A	Eastern Ky.	72 61	
								341	A	Florida A&M	62 61	
LAST 12 Division I GAMES:												
237	H	Wofford	69 66	227	H	Samford	42 49					
256	H	Furman	75 72	256	A	Furman	44 73					
254	A	UNCG	45 62	237	A	Wofford	59 68					
183	A	ETSU	57 76	279	H	Charleston So.	58 53					
94	A	Chattanooga	46 67	104	A	Georgia	43 78					
103	H	Mercer	57 59	293	H	High Point	73 64					

Non-Div I Games: North Greenville 95 48

Western Caro.

■ Loss,
■ Non-Conf, S Site,
■ Home
■ Away
N Neutral

Average RPI Win:	227	WON-LOST	WINNING	LAST 10	STRENGTH OF	OPP. STRENGTH	TEAM	ADJ.	CONF.	ADJ CONF.
Average RPI Loss:	71	RECORD	PCT. RANK	GAMES	SCHEDULE	OF SCHEDULE	RPI	RPI	RPI	RPI
DIV. I ONLY	16- 6	54	7- 3	223	147	89	89	11	11	
DIV. I NON-CONF.	8- 3	67	1- 0	283	215	102	102	10	10	
TOTALS	RPI 1-25	RPI 26-50	W-L RECORDS	RPI 51-100	RPI 101-150	RPI 150+				
16- 6	0- 0	0- 3	OVERALL	2- 2	2- 0	12- 1				
8- 1	0- 0	0- 0	HOME	1- 1	1- 0	6- 0				
8- 5	0- 0	0- 0	AWAY	1- 0	1- 0	6- 0				
0- 0	0- 0	0- 0	NEUTRAL	0- 0	0- 0	0- 0				
8- 3	0- 0	0- 2	NON-CONFERENCE	1- 0	0- 0	7- 1				
4- 0	0- 0	0- 0	HOME	1- 0	0- 0	3- 0				
4- 3	0- 0	0- 2	AWAY	0- 0	0- 0	4- 1				
0- 0	0- 0	0- 0	NEUTRAL	0- 0	0- 0	0- 0				
8- 3	0- 0	0- 1	CONFERENCE	1- 2	2- 0	5- 0				
4- 1	0- 0	0- 0	HOME	0- 1	1- 0	3- 0				
4- 2	0- 0	0- 1	AWAY	1- 1	1- 0	2- 0				
0- 0	0- 0	0- 0	NEUTRAL	0- 0	0- 0	0- 0				

RPI 1-25				RPI 26-50				RPI 51-100				Team's RPI: 89				RPI 101+			
RPI	S	Opponent	Score	RPI	S	Opponent	Score	RPI	S	Opponent	Score	RPI	S	Opponent	Score	RPI	S	Opponent	Score
				30	A	Missouri	68 71	59	A	South Dakota	86 78	136	A	Oral Roberts	76 62				
				39	A	South Dakota St.	58 73	74	A	IUPUI	52 66	136	H	Oral Roberts	76 72				
				40	A	Marquette	61 77	74	H	IUPUI	72 76	166	A	Omaha	78 74				
								79	H	Northern Ill.	83 79	166	H	Omaha	80 63				
												169	A	Milwaukee	68 76				
												208	A	SIUE	76 74				
												230	H	Bradley	91 77				
												282	H	North Dakota St.	110 81				
												285	A	Southeast Mo. St.	100 87				
												300	H	Eastern Ill.	83 62				
												301	H	Denver	87 62				
												310	A	UMKC	78 65				
												317	H	Illinois St.	80 50				
												323	A	Fort Wayne	75 53				
												328	A	Chicago St.	54 50				
LAST 12 Division I GAMES:																			
				166	H	Omaha	80 63	166	A	Omaha	78 74								
				136	A	Oral Roberts	76 62	136	H	Oral Roberts	76 72								
				59	A	South Dakota	86 78	301	H	Denver	87 62								
				74	H	IUPUI	72 76	74	A	IUPUI	52 66								
				39	A	South Dakota St.	58 73	323	A	Fort Wayne	75 53								
				282	H	North Dakota St.	110 81	317	H	Illinois St.	80 50								

Non-Div I Games: Graceland (IA) 118 40 Monmouth (IL) 113 29

Western Ill.

Average RPI Win:	206	WON-LOST	WINNING	LAST 10	STRENGTH OF	OPP. STRENGTH	TEAM	ADJ.	CONF.	ADJ CONF.
Average RPI Loss:	66	RECORD	PCT. RANK	GAMES	SCHEDULE	OF SCHEDULE	RPI	RPI	RPI	RPI
DIV. I ONLY	17- 6	47	3- 0	158	122	80	80	14	14	
DIV. I NON-CONF.	8- 4	97	1- 0	141	95	100	100	16	16	
TOTALS	RPI 1-25	RPI 26-50	W-L RECORDS	RPI 51-100	RPI 101-150	RPI 150+				
17- 6	0- 2	1- 0	OVERALL	1- 3	4- 1	11- 0				
12- 1	0- 0	1- 0	HOME	1- 1	2- 0	8- 0				
4- 3	0- 1	0- 0	AWAY	0- 1	1- 1	3- 0				
1- 2	0- 1	0- 0	NEUTRAL	0- 1	1- 0	0- 0				
8- 4	0- 2	1- 0	NON-CONFERENCE	0- 2	2- 0	5- 0				
5- 1	0- 0	1- 0	HOME	0- 1	1- 0	3- 0				
2- 1	0- 1	0- 0	AWAY	0- 0	0- 0	2- 0				
1- 2	0- 1	0- 0	NEUTRAL	0- 1	1- 0	0- 0				
9- 2	0- 0	0- 0	CONFERENCE	1- 1	2- 1	6- 0				
7- 0	0- 0	0- 0	HOME	1- 0	1- 0	5- 0				
2- 2	0- 0	0- 0	AWAY	0- 1	1- 1	1- 0				
0- 0	0- 0	0- 0	NEUTRAL	0- 0	0- 0	0- 0				

RPI 1-25				RPI 26-50				RPI 51-100 Team's RPI: 80				RPI 101+			
RPI	S	Opponent	Score	RPI	S	Opponent	Score	RPI	S	Opponent	Score	RPI	S	Opponent	Score
14	A	Louisville	61 68	48	H	Indiana	85 74	56	N	George Washington	49 68	109	N	Kent St.	79 73
15	N	DePaul	69 77					73	H	UT Arlington	68 71	116	H	Southern Miss.	79 53
								88	A	Charlotte	85 89	129	H	Ball St.	68 61
								92	H	Middle Tenn.	66 51	131	A	Old Dominion	67 62
												148	A	UTSA	77 80
												161	H	Louisiana Tech	67 58
												182	H	Col. of Charleston	89 76
												205	H	UAB	60 48
												244	H	Marshall	73 57
												245	A	Austin Peay	85 65
												268	H	FIU	90 38
												286	A	UTEP	71 54
												297	H	Lipscomb	87 35
												314	A	Eastern Ky.	90 63
												330	H	Fla. Atlantic	76 55
												349	H	Alabama A&M	96 32
LAST 12 Division I GAMES:															
109	N	Kent St.	79 73	92	H	Middle Tenn.	66 51	205	H	UAB	60 48				
116	H	Southern Miss.	79 53					131	A	Old Dominion	67 62				
161	H	Louisiana Tech	67 58					88	A	Charlotte	85 89				
148	A	UTSA	77 80					268	H	FIU	90 38				
286	A	UTEP	71 54					330	H	Fla. Atlantic	76 55				
244	H	Marshall	73 57												

Non-Div I Games:

Western Ky.

■ Loss,
■ Non-Conf,
■ S Site,
■ H Home
■ A Away
N Neutral

WON-LOST				STRENGTH OF						
Average RPI Win:	263	WON-LOST	WINNING	LAST 10	SCHEDULE	OPP. STRENGTH	TEAM	ADJ.	CONF.	ADJ CONF.
Average RPI Loss:	73	RECORD	PCT. RANK	GAMES		OF SCHEDULE	RPI	RPI	RPI	RPI
DIV. I ONLY	14- 7	89	5- 5	320	119	167	167	10	10	
DIV. I NON-CONF.	9- 2	37	2- 0	347	147	180	180	11	11	
TOTALS	RPI 1-25	RPI 26-50	W-L RECORDS	RPI 51-100	RPI 101-150	RPI 150+				
14- 7	0- 0	0- 3	OVERALL	0- 2	1- 2	13- 0				
6- 3	0- 0	0- 1	HOME	0- 1	0- 1	6- 0				
7- 4	0- 0	0- 0	AWAY	0- 1	1- 0	6- 0				
1- 0	0- 0	0- 0	NEUTRAL	0- 0	0- 0	1- 0				
9- 2	0- 0	0- 2	NON-CONFERENCE	0- 0	1- 0	8- 0				
4- 1	0- 0	0- 1	HOME	0- 0	0- 0	4- 0				
4- 1	0- 0	0- 1	AWAY	0- 0	1- 0	3- 0				
1- 0	0- 0	0- 0	NEUTRAL	0- 0	0- 0	1- 0				
5- 5	0- 0	0- 1	CONFERENCE	0- 2	0- 2	5- 0				
2- 2	0- 0	0- 0	HOME	0- 1	0- 1	2- 0				
3- 3	0- 0	0- 1	AWAY	0- 1	0- 1	3- 0				
0- 0	0- 0	0- 0	NEUTRAL	0- 0	0- 0	0- 0				

RPI 1-25				RPI 26-50				RPI 51-100				RPI 101+				Team's RPI: 167	
RPI	S	Opponent	Score	RPI	S	Opponent	Score	RPI	S	Opponent	Score	RPI	S	Opponent	Score		
				31	A	Michigan	40 66	71	H	Buffalo	47 62	109	H	Kent St.	67 71		
				46	H	Michigan St.	64 68	79	A	Northern Ill.	62 67	129	A	Ball St.	56 61		
				47	A	Ohio	67 80					147	A	Detroit	75 65		
												211	A	Akron	73 57		
												211	H	Akron	73 60		
												216	A	Miami (OH)	85 60		
												230	H	Bradley	83 64		
												253	H	Bowling Green	75 58		
												265	A	Eastern Mich.	76 67		
												281	H	Davidson	76 63		
												282	A	North Dakota St.	68 63		
												310	A	UMKC	66 54		
												311	H	Loyola Chicago	65 53		
												314	N	Eastern Ky.	74 59		
												323	H	Fort Wayne	61 35		
												328	A	Chicago St.	64 51		
LAST 12 Division I GAMES:																	
				79	A	Northern Ill.	62 67	253	H	Bowling Green	75 58						
				71	H	Buffalo	47 62	129	A	Ball St.	56 61						
				47	A	Ohio	67 80	216	A	Miami (OH)	85 60						
				211	A	Akron	73 57	211	H	Akron	73 60						
				109	H	Kent St.	67 71	328	A	Chicago St.	64 51						
				265	A	Eastern Mich.	76 67	230	H	Bradley	83 64						

Non-Div I Games:

Western Mich.

Loss, Non-Conf, S Site, H Home A Away N Neutral

Average RPI Win:	231	WON-LOST	WINNING	LAST 10	STRENGTH OF	OPP. STRENGTH	TEAM	ADJ.	CONF.	ADJ CONF.
Average RPI Loss:	100	RECORD	PCT. RANK	GAMES	SCHEDULE	OF SCHEDULE	RPI	RPI	RPI	RPI
DIV. I ONLY	10- 10	167	5- 5	159	113	176	176	16	16	
DIV. I NON-CONF.	5- 6	186	2- 1	106	57	176	176	14	14	
TOTALS	RPI 1-25	RPI 26-50	W-L RECORDS	RPI 51-100	RPI 101-150	RPI 150+				
10- 10	1- 1	0- 4	OVERALL	0- 2	1- 0	8- 3				
6- 4	1- 0	0- 3	HOME	0- 0	1- 0	4- 1				
3- 4	0- 0	0- 1	AWAY	0- 1	0- 0	3- 2				
1- 2	0- 1	0- 0	NEUTRAL	0- 1	0- 0	1- 0				
5- 6	1- 1	0- 2	NON-CONFERENCE	0- 2	1- 0	3- 1				
4- 2	1- 0	0- 1	HOME	0- 0	1- 0	2- 1				
0- 2	0- 0	0- 1	AWAY	0- 1	0- 0	0- 0				
1- 2	0- 1	0- 0	NEUTRAL	0- 1	0- 0	1- 0				
5- 4	0- 0	0- 2	CONFERENCE	0- 0	0- 0	5- 2				
2- 2	0- 0	0- 2	HOME	0- 0	0- 0	2- 0				
3- 2	0- 0	0- 0	AWAY	0- 0	0- 0	3- 2				
0- 0	0- 0	0- 0	NEUTRAL	0- 0	0- 0	0- 0				

RPI 1-25				RPI 26-50				RPI 51-100				RPI 101+ Team's RPI: 176			
RPI	S	Opponent	Score	RPI	S	Opponent	Score	RPI	S	Opponent	Score	RPI	S	Opponent	Score
9	N	Stanford	39 87	28	H	Drake	78 83	73	A	UT Arlington	70 74	130	H	Abilene Christian	81 62
23	H	Creighton	62 54	30	A	Missouri	57 64	98	N	Purdue	49 86	162	A	Missouri St.	62 73
				39	H	South Dakota St.	58 78					175	N	Northeastern	87 73
				49	H	UNI	61 63					190	A	Indiana St.	56 42
												202	A	Southern Ill.	54 77
												230	H	Bradley	65 54
												274	A	Evansville	74 67
												310	H	UMKC	54 56
												311	A	Loyola Chicago	83 64
												317	H	Illinois St.	67 45
												322	H	Arkansas St.	69 51
												336	H	Incarinate Word	73 63
LAST 12 Division I GAMES:															
311	A	Loyola Chicago	83 64	162	A	Missouri St.	62 73								
190	A	Indiana St.	56 42	49	H	UNI	61 63								
317	H	Illinois St.	67 45	28	H	Drake	78 83								
230	H	Bradley	65 54	39	H	South Dakota St.	58 78								
274	A	Evansville	74 67	336	H	Incarinate Word	73 63								
202	A	Southern Ill.	54 77	130	H	Abilene Christian	81 62								

Non-Div I Games:

Wichita St.

Average RPI Win:	215	WON-LOST	WINNING	LAST 10	STRENGTH OF	OPP. STRENGTH	TEAM	ADJ.	CONF.	ADJ CONF.
Average RPI Loss:	99	RECORD	PCT. RANK	GAMES	SCHEDULE	OF SCHEDULE	RPI	RPI	RPI	RPI
DIV. I ONLY	14- 6	70	5- 5	218	131	117	117	8	8	
DIV. I NON-CONF.	10- 1	16	3- 0	276	301	94	94	8	8	
TOTALS	RPI 1-25	RPI 26-50	W-L RECORDS	RPI 51-100	RPI 101-150	RPI 150+				
14- 6	0- 1	0- 1	OVERALL	0- 1	3- 1	11- 2				
7- 4	0- 1	0- 1	HOME	0- 1	1- 1	6- 0				
7- 2	0- 0	0- 0	AWAY	0- 0	2- 0	5- 2				
0- 0	0- 0	0- 0	NEUTRAL	0- 0	0- 0	0- 0				
10- 1	0- 0	0- 0	NON-CONFERENCE	0- 1	2- 0	8- 0				
6- 1	0- 0	0- 0	HOME	0- 1	1- 0	5- 0				
4- 0	0- 0	0- 0	AWAY	0- 0	1- 0	3- 0				
0- 0	0- 0	0- 0	NEUTRAL	0- 0	0- 0	0- 0				
4- 5	0- 1	0- 1	CONFERENCE	0- 0	1- 1	3- 2				
1- 3	0- 1	0- 1	HOME	0- 0	0- 1	1- 0				
3- 2	0- 0	0- 0	AWAY	0- 0	1- 0	2- 2				
0- 0	0- 0	0- 0	NEUTRAL	0- 0	0- 0	0- 0				

RPI 1-25				RPI 26-50				RPI 51-100				RPI 101+				Team's RPI: 117	
RPI	S	Opponent	Score	RPI	S	Opponent	Score	RPI	S	Opponent	Score	RPI	S	Opponent	Score		
25	H	Elon	58 60	44	H	James Madison	64 79	83	H	St. John's (NY)	57 73	106	A	Delaware	60 49		
												106	H	Delaware	54 68		
												124	H	East Carolina	82 72		
												131	A	Old Dominion	69 58		
												154	A	Towson	60 64		
												175	A	Northeastern	68 54		
												175	H	Northeastern	60 58		
												178	A	American	48 34		
												182	A	Col. of Charleston	60 70		
												212	H	Dartmouth	63 50		
												215	H	Saint Francis (PA)	73 60		
												220	A	UNCW	57 43		
												238	H	Richmond	67 39		
												258	A	Norfolk St.	65 52		
												318	A	USC Upstate	49 46		
												321	H	Mt. St. Mary's	68 46		
												343	H	Delaware St.	82 48		
LAST 12 Division I GAMES:																	
				175	A	Northeastern	68 54	175	H	Northeastern	60 58						
				44	H	James Madison	64 79	182	A	Col. of Charleston	60 70						
				106	H	Delaware	54 68	106	A	Delaware	60 49						
				25	H	Elon	58 60	124	H	East Carolina	82 72						
				154	A	Towson	60 64	215	H	Saint Francis (PA)	73 60						
				220	A	UNCW	57 43	321	H	Mt. St. Mary's	68 46						

Non-Div I Games:

William & Mary

Loss, Non-Conf, S Site, H Home A Away N Neutral

Average RPI Win:	335	WON-LOST	WINNING	LAST 10	STRENGTH OF	OPP. STRENGTH	TEAM	ADJ.	CONF.	ADJ CONF.
Average RPI Loss:	176	RECORD	PCT. RANK	GAMES	SCHEDULE	OF SCHEDULE	RPI	RPI	RPI	RPI
DIV. I ONLY	1- 20	346	1- 9	121	284	325	325	28	28	
DIV. I NON-CONF.	0- 11	335	0- 2	32	160	283	283	28	28	
TOTALS	RPI 1-25	RPI 26-50	W-L RECORDS	RPI 51-100	RPI 101-150	RPI 150+				
1- 20	0- 2	0- 2	OVERALL	0- 1	0- 3	1- 12				
1- 9	0- 0	0- 0	HOME	0- 0	0- 2	1- 7				
0- 8	0- 1	0- 1	AWAY	0- 0	0- 1	0- 5				
0- 3	0- 1	0- 1	NEUTRAL	0- 1	0- 0	0- 0				
0- 11	0- 2	0- 2	NON-CONFERENCE	0- 1	0- 1	0- 5				
0- 5	0- 0	0- 0	HOME	0- 0	0- 1	0- 4				
0- 3	0- 1	0- 1	AWAY	0- 0	0- 0	0- 1				
0- 3	0- 1	0- 1	NEUTRAL	0- 1	0- 0	0- 0				
1- 9	0- 0	0- 0	CONFERENCE	0- 0	0- 2	1- 7				
1- 4	0- 0	0- 0	HOME	0- 0	0- 1	1- 3				
0- 5	0- 0	0- 0	AWAY	0- 0	0- 1	0- 4				
0- 0	0- 0	0- 0	NEUTRAL	0- 0	0- 0	0- 0				

RPI 1-25				RPI 26-50				RPI 51-100				RPI 101+ Team's RPI: 325			
RPI	S	Opponent	Score	RPI	S	Opponent	Score	RPI	S	Opponent	Score	RPI	S	Opponent	Score
5	A	Baylor	32 140	29	A	Ohio St.	48 88	77	N	Gonzaga	41 71	103	H	Mercer	48 71
7	N	Florida St.	35 98	31	N	Michigan	39 76					128	A	Radford	49 74
												128	H	Radford	50 60
												182	H	Col. of Charleston	64 95
												183	A	ETSU	45 62
												211	H	Akron	59 80
												223	A	Campbell	32 61
												224	H	UNC Asheville	53 68
												241	H	Presbyterian	39 78
												269	A	Liberty	51 80
												278	H	Tennessee Tech	50 73
												279	A	Charleston So.	52 71
												290	H	Gardner-Webb	54 89
												293	A	High Point	43 88
												335	H	Longwood	78 72
												342	H	South Carolina St.	55 63
LAST 12 Division I GAMES:															
128	A	Radford	49 74	279	A	Charleston So.	52 71								
290	H	Gardner-Webb	54 89	224	H	UNC Asheville	53 68								
269	A	Liberty	51 80	128	H	Radford	50 60								
335	H	Longwood	78 72	293	A	High Point	43 88								
241	H	Presbyterian	39 78	29	A	Ohio St.	48 88								
223	A	Campbell	32 61	103	H	Mercer	48 71								

Non-Div I Games: N.C. Wesleyan 89 40

Winthrop

■ Loss,
 ■ Non-Conf, S Site,
 ■ Home
 ■ Away
 N Neutral

Average RPI Win:	219	WON-LOST	WINNING	LAST 10	STRENGTH OF	OPP. STRENGTH	TEAM	ADJ.	CONF.	ADJ CONF.
Average RPI Loss:	89	RECORD	PCT. RANK	GAMES	SCHEDULE	OF SCHEDULE	RPI	RPI	RPI	RPI
DIV. I ONLY	5- 18	309	0- 10	43	100	203	203	6	6	
DIV. I NON-CONF.	5- 8	218	1- 1	90	241	191	191	6	6	
TOTALS	RPI 1-25	RPI 26-50	W-L RECORDS	RPI 51-100	RPI 101-150	RPI 150+				
5- 18	0- 0	1- 7	OVERALL	0- 6	0- 1	4- 4				
2- 10	0- 0	0- 5	HOME	0- 3	0- 0	2- 2				
2- 7	0- 0	1- 2	AWAY	0- 3	0- 0	1- 2				
1- 1	0- 0	0- 0	NEUTRAL	0- 0	0- 1	1- 0				
5- 8	0- 0	1- 1	NON-CONFERENCE	0- 3	0- 1	4- 3				
2- 5	0- 0	0- 1	HOME	0- 2	0- 0	2- 2				
2- 2	0- 0	1- 0	AWAY	0- 1	0- 0	1- 1				
1- 1	0- 0	0- 0	NEUTRAL	0- 0	0- 1	1- 0				
0- 10	0- 0	0- 6	CONFERENCE	0- 3	0- 0	0- 1				
0- 5	0- 0	0- 4	HOME	0- 1	0- 0	0- 0				
0- 5	0- 0	0- 2	AWAY	0- 2	0- 0	0- 1				
0- 0	0- 0	0- 0	NEUTRAL	0- 0	0- 0	0- 0				

RPI S	Opponent	Score	RPI S	Opponent	Score	RPI S	Opponent	Score	RPI S	Opponent	Score	Team's RPI: 203
29	A Ohio St.	61 70	29	H Ohio St.	68 96	54	A Minnesota	60 88	102	N Ole Miss	44 69	
31	H Michigan	56 73	31	H Michigan	56 73	75	H North Carolina	59 72	169	A Milwaukee	63 80	
35	A Green Bay	54 53	35	A Green Bay	54 53	88	A Charlotte	48 63	187	A Rutgers	52 68	
40	H Marquette	75 81	40	H Marquette	75 81	96	A Penn St.	46 76	188	H Idaho St.	35 42	
42	A Northwestern	43 63	42	A Northwestern	43 63	98	H Purdue	57 79	215	H Saint Francis (PA)	100 103	
46	H Michigan St.	57 81	46	H Michigan St.	57 81				231	H Butler	60 55	
48	H Indiana	54 78	48	H Indiana	54 78				234	N Tennessee St.	80 70	
									276	H Mississippi Val.	103 61	
									317	A Illinois St.	64 46	
LAST 12 Division I GAMES:												
29	H Ohio St.	68 96	98	H Purdue	57 79							
42	A Northwestern	43 63	54	A Minnesota	60 88							
48	H Indiana	54 78	187	A Rutgers	52 68							
46	H Michigan St.	57 81	31	H Michigan	56 73							
29	A Ohio St.	61 70	35	A Green Bay	54 53							
96	A Penn St.	46 76	40	H Marquette	75 81							

Non-Div I Games:

Wisconsin

■ Loss,
■ Non-Conf,
■ S Site,
■ H Home
■ A Away
N Neutral

Average RPI Win: 284	WON-LOST	WINNING	LAST 10	STRENGTH OF	OPP. STRENGTH	TEAM	ADJ.	CONF.	ADJ CONF.
Average RPI Loss: 165	RECORD	PCT. RANK	GAMES	SCHEDULE	OF SCHEDULE	RPI	RPI	RPI	RPI
DIV. I ONLY	10- 12	198	2- 7	305	273	237	237	20	20
DIV. I NON-CONF.	8- 5	124	1- 1	316	307	178	178	22	22
TOTALS	RPI 1-25	RPI 26-50	W-L RECORDS	RPI 51-100	RPI 101-150	RPI 150+			
10- 12	0- 0	0- 1	OVERALL	0- 3	0- 1	10- 7			
5- 3	0- 0	0- 0	HOME	0- 1	0- 0	5- 2			
5- 7	0- 0	0- 1	AWAY	0- 0	0- 1	5- 5			
0- 2	0- 0	0- 0	NEUTRAL	0- 2	0- 0	0- 0			
8- 5	0- 0	0- 1	NON-CONFERENCE	0- 2	0- 0	8- 2			
3- 0	0- 0	0- 0	HOME	0- 0	0- 0	3- 0			
5- 3	0- 0	0- 1	AWAY	0- 0	0- 0	5- 2			
0- 2	0- 0	0- 0	NEUTRAL	0- 2	0- 0	0- 0			
2- 7	0- 0	0- 0	CONFERENCE	0- 1	0- 1	2- 5			
2- 3	0- 0	0- 0	HOME	0- 1	0- 0	2- 2			
0- 4	0- 0	0- 0	AWAY	0- 0	0- 1	0- 3			
0- 0	0- 0	0- 0	NEUTRAL	0- 0	0- 0	0- 0			

RPI S	Opponent	Score	RPI S	Opponent	Score	RPI S	Opponent	Score	RPI S	Opponent	Score	Team's RPI: 237
38	A North Carolina St.	40 80	64	N Florida	51 74	103	A Mercer	39 54				
			81	N Jacksonville	60 66	166	A Omaha	64 89				
			94	H Chattanooga	61 71	183	H ETSU	69 77				
						220	A UNCW	71 67				
						224	A UNC Asheville	65 84				
						227	A Samford	54 57				
						243	H Coastal Caro.	67 62				
						254	A UNCG	61 67				
						254	H UNCG	54 48				
						256	H Furman	49 69				
						279	A Charleston So.	59 45				
						284	A North Florida	79 60				
						288	A Western Caro.	66 69				
						288	H Western Caro.	68 59				
						290	H Gardner-Webb	75 66				
						299	A Kennesaw St.	78 49				
						342	H South Carolina St.	66 65				
						345	A N.C. Central	64 54				
LAST 12 Division I GAMES:												
288	A Western Caro.	66 69	256	H Furman	49 69							
254	A UNCG	61 67	254	H UNCG	54 48							
183	H ETSU	69 77	288	H Western Caro.	68 59							
94	H Chattanooga	61 71	299	A Kennesaw St.	78 49							
103	A Mercer	39 54	81	N Jacksonville	60 66							
227	A Samford	54 57	284	A North Florida	79 60							

Non-Div I Games: Montreat 71 30 Erskine 116 74

Wofford

■ Loss,
 ■ Non-Conf, S Site,
 ■ Home
 ■ Away
 N Neutral

Average RPI Win:	255	WON-LOST	WINNING	LAST 10	STRENGTH OF	OPP. STRENGTH	TEAM	ADJ.	CONF.	ADJ CONF.
Average RPI Loss:	98	RECORD	PCT. RANK	GAMES	SCHEDULE	OF SCHEDULE	RPI	RPI	RPI	RPI
DIV. I ONLY	16- 5	36	9- 1	325	159	141	141	19	19	
DIV. I NON-CONF.	6- 4	126	1- 0	345	90	244	244	20	20	
TOTALS	RPI 1-25	RPI 26-50	W-L RECORDS	RPI 51-100	RPI 101-150	RPI 150+				
16- 5	0- 0	0- 2	OVERALL	0- 0	1- 2	15- 1				
8- 1	0- 0	0- 0	HOME	0- 0	1- 1	7- 0				
8- 2	0- 0	0- 1	AWAY	0- 0	0- 0	8- 1				
0- 2	0- 0	0- 1	NEUTRAL	0- 0	0- 1	0- 0				
6- 4	0- 0	0- 1	NON-CONFERENCE	0- 0	0- 2	6- 1				
3- 1	0- 0	0- 0	HOME	0- 0	0- 1	3- 0				
3- 1	0- 0	0- 0	AWAY	0- 0	0- 0	3- 1				
0- 2	0- 0	0- 1	NEUTRAL	0- 0	0- 1	0- 0				
10- 1	0- 0	0- 1	CONFERENCE	0- 0	1- 0	9- 0				
5- 0	0- 0	0- 0	HOME	0- 0	1- 0	4- 0				
5- 1	0- 0	0- 1	AWAY	0- 0	0- 0	5- 0				
0- 0	0- 0	0- 0	NEUTRAL	0- 0	0- 0	0- 0				

RPI 1-25				RPI 26-50				RPI 51-100				RPI 101+ Team's RPI: 141			
RPI	S	Opponent	Score	RPI	S	Opponent	Score	RPI	S	Opponent	Score	RPI	S	Opponent	Score
				35	A	Green Bay	41 62					109	H	Kent St.	69 79
				41	N	Georgetown	60 67					118	N	Clemson	51 75
												147	H	Detroit	77 69
												160	A	Oakland	73 61
												160	H	Oakland	84 66
												169	A	Milwaukee	69 51
												186	A	Illinois	72 76
												194	H	Cleveland St.	84 63
												216	H	Miami (OH)	65 57
												262	A	Northern Ky.	70 63
												262	H	Northern Ky.	67 47
												278	A	Tennessee Tech	65 54
												300	A	Eastern Ill.	71 61
												314	H	Eastern Ky.	85 73
												316	H	Youngstown St.	71 58
												320	A	Valparaiso	65 52
												323	H	Fort Wayne	62 51
												326	A	Ill.-Chicago	73 54
												328	A	Chicago St.	71 65
LAST 12 Division I GAMES:															
				262	H	Northern Ky.	67 47					262	A	Northern Ky.	70 63
				160	H	Oakland	84 66					194	H	Cleveland St.	84 63
				147	H	Detroit	77 69					316	H	Youngstown St.	71 58
				320	A	Valparaiso	65 52					35	A	Green Bay	41 62
				326	A	Ill.-Chicago	73 54					169	A	Milwaukee	69 51
				160	A	Oakland	73 61					216	H	Miami (OH)	65 57

Non-Div I Games: Grace (IN) 87 56 Cincinnati Christia 85 61

Wright St.

Loss, Non-Conf, S Site, H Home A Away N Neutral

Average RPI Win:	222	WON-LOST	WINNING	LAST 10	STRENGTH OF	OPP. STRENGTH	TEAM	ADJ.	CONF.	ADJ CONF.
Average RPI Loss:	74	RECORD	PCT. RANK	GAMES	SCHEDULE	OF SCHEDULE	RPI	RPI	RPI	RPI
DIV. I ONLY	15- 5	41	8- 2	252	124	101	101	13	13	
DIV. I NON-CONF.	6- 3	97	1- 0	266	146	148	148	15	15	
TOTALS	RPI 1-25	RPI 26-50	W-L RECORDS	RPI 51-100	RPI 101-150	RPI 150+				
15- 5	0- 0	0- 2	OVERALL	3- 2	1- 1	11- 0				
10- 1	0- 0	0- 0	HOME	2- 0	1- 1	7- 0				
5- 4	0- 0	0- 2	AWAY	1- 2	0- 0	4- 0				
0- 0	0- 0	0- 0	NEUTRAL	0- 0	0- 0	0- 0				
6- 3	0- 0	0- 2	NON-CONFERENCE	2- 0	0- 1	4- 0				
4- 1	0- 0	0- 0	HOME	1- 0	0- 1	3- 0				
2- 2	0- 0	0- 2	AWAY	1- 0	0- 0	1- 0				
0- 0	0- 0	0- 0	NEUTRAL	0- 0	0- 0	0- 0				
9- 2	0- 0	0- 0	CONFERENCE	1- 2	1- 0	7- 0				
6- 0	0- 0	0- 0	HOME	1- 0	1- 0	4- 0				
3- 2	0- 0	0- 0	AWAY	0- 2	0- 0	3- 0				
0- 0	0- 0	0- 0	NEUTRAL	0- 0	0- 0	0- 0				

RPI S	Opponent	Score	RPI S	Opponent	Score	RPI S	Opponent	Score	RPI S	Opponent	Score	Team's RPI: 101
28	A Drake	50 63	59	H South Dakota	69 62	137	H Idaho	71 74				
46	A Michigan St.	51 63	76	A UNLV	46 51	146	H New Mexico	68 52				
			76	H UNLV	79 57	168	H Fresno St.	70 48				
			82	A Colorado	82 75	201	A Utah St.	71 48				
			85	A Boise St.	54 64	206	H San Jose St.	89 60				
						235	H San Diego St.	80 67				
						272	H Southern Utah	68 48				
						291	A Nevada	72 59				
						301	H Denver	59 49				
						315	A Air Force	66 54				
						315	H Air Force	73 41				
						329	A Montana	67 42				
						339	H Cal St. Fullerton	61 26				
LAST 12 Division I GAMES:												
315	H Air Force	73 41	291	A Nevada	72 59							
235	H San Diego St.	80 67	201	A Utah St.	71 48							
85	A Boise St.	54 64	168	H Fresno St.	70 48							
76	A UNLV	46 51	76	H UNLV	79 57							
146	H New Mexico	68 52	315	A Air Force	66 54							
206	H San Jose St.	89 60	82	A Colorado	82 75							

Non-Div I Games: Adams St. 79 40 Chadron St. 74 50

Wyoming

Loss, Non-Conf, S Site, H Home A Away N Neutral

Average RPI Win:	228	WON-LOST	WINNING	LAST 10	STRENGTH OF	OPP. STRENGTH	TEAM	ADJ.	CONF.	ADJ CONF.
Average RPI Loss:	80	RECORD	PCT. RANK	GAMES	SCHEDULE	OF SCHEDULE	RPI	RPI	RPI	RPI
DIV. I ONLY	11- 12	188	2- 8	157	87	172	172	7	7	
DIV. I NON-CONF.	8- 3	67	0- 0	226	228	122	122	7	7	
TOTALS	RPI 1-25	RPI 26-50	W-L RECORDS	RPI 51-100	RPI 101-150	RPI 150+				
11- 12	0- 3	1- 2	OVERALL	0- 4	0- 1	10- 2				
7- 4	0- 0	1- 1	HOME	0- 2	0- 0	6- 1				
3- 6	0- 2	0- 1	AWAY	0- 2	0- 0	3- 1				
1- 2	0- 1	0- 0	NEUTRAL	0- 0	0- 1	1- 0				
8- 3	0- 1	1- 0	NON-CONFERENCE	0- 1	0- 1	7- 0				
6- 0	0- 0	1- 0	HOME	0- 0	0- 0	5- 0				
1- 1	0- 0	0- 0	AWAY	0- 1	0- 0	1- 0				
1- 2	0- 1	0- 0	NEUTRAL	0- 0	0- 1	1- 0				
3- 9	0- 2	0- 2	CONFERENCE	0- 3	0- 0	3- 2				
1- 4	0- 0	0- 1	HOME	0- 2	0- 0	1- 1				
2- 5	0- 2	0- 1	AWAY	0- 1	0- 0	2- 1				
0- 0	0- 0	0- 0	NEUTRAL	0- 0	0- 0	0- 0				

RPI 1-25				RPI 26-50				RPI 51-100				RPI 101+ Team's RPI: 172			
RPI	S	Opponent	Score	RPI	S	Opponent	Score	RPI	S	Opponent	Score	RPI	S	Opponent	Score
15	A	DePaul	69 85	31	H	Michigan	61 58	62	A	Wake Forest	45 58	116	N	Southern Miss.	59 73
17	N	Oklahoma	69 81	40	A	Marquette	61 85	68	H	Villanova	47 72	157	A	Cincinnati	72 61
23	A	Creighton	52 63	41	H	Georgetown	64 69	83	A	St. John's (NY)	55 64	159	A	Providence	54 51
								83	H	St. John's (NY)	48 65	185	A	Seton Hall	62 71
												185	H	Seton Hall	72 64
												231	A	Butler	53 43
												231	H	Butler	62 65
												234	H	Tennessee St.	63 54
												284	H	North Florida	83 46
												285	H	Southeast Mo. St.	54 48
												295	H	Ark.-Pine Bluff	62 41
												299	N	Kennesaw St.	75 52
												343	H	Delaware St.	86 53
LAST 12 Division I GAMES:															
231	A	Butler	53 43	40	A	Marquette	61 85								
83	A	St. John's (NY)	55 64	231	H	Butler	62 65								
185	A	Seton Hall	62 71	185	H	Seton Hall	72 64								
68	H	Villanova	47 72	83	H	St. John's (NY)	48 65								
41	H	Georgetown	64 69	23	A	Creighton	52 63								
15	A	DePaul	69 85	159	A	Providence	54 51								

Non-Div I Games:

Xavier

Average RPI Win:	242	WON-LOST	WINNING	LAST 10	STRENGTH OF	OPP. STRENGTH	TEAM	ADJ.	CONF.	ADJ CONF.
Average RPI Loss:	145	RECORD	PCT. RANK	GAMES	SCHEDULE	OF SCHEDULE	RPI	RPI	RPI	RPI
DIV. I ONLY	10- 9	155	3- 7	167	259	150	150	9	9	
DIV. I NON-CONF.	9- 4	85	4- 2	268	290	127	127	9	9	
TOTALS	RPI 1-25	RPI 26-50	W-L RECORDS	RPI 51-100	RPI 101-150	RPI 150+				
10- 9	0- 1	0- 0	OVERALL	1- 1	0- 2	9- 5				
4- 3	0- 0	0- 0	HOME	0- 1	0- 1	4- 1				
6- 6	0- 1	0- 0	AWAY	1- 0	0- 1	5- 4				
0- 0	0- 0	0- 0	NEUTRAL	0- 0	0- 0	0- 0				
9- 4	0- 1	0- 0	NON-CONFERENCE	1- 0	0- 0	8- 3				
3- 1	0- 0	0- 0	HOME	0- 0	0- 0	3- 1				
6- 3	0- 1	0- 0	AWAY	1- 0	0- 0	5- 2				
0- 0	0- 0	0- 0	NEUTRAL	0- 0	0- 0	0- 0				
1- 5	0- 0	0- 0	CONFERENCE	0- 1	0- 2	1- 2				
1- 2	0- 0	0- 0	HOME	0- 1	0- 1	1- 0				
0- 3	0- 0	0- 0	AWAY	0- 0	0- 1	0- 2				
0- 0	0- 0	0- 0	NEUTRAL	0- 0	0- 0	0- 0				

RPI 1-25				RPI 26-50				RPI 51-100				RPI 101+ Team's RPI: 150			
RPI	S	Opponent	Score	RPI	S	Opponent	Score	RPI	S	Opponent	Score	RPI	S	Opponent	Score
9	A	Stanford	44 102					91	H	Cornell	63 76	121	A	Penn	55 66
								93	A	New Hampshire	64 58	145	H	Columbia	68 72
												155	A	Brown	73 76
												155	H	Brown	73 51
												165	H	Albany (NY)	64 53
												170	A	Army West Point	55 59
												173	A	Princeton	62 74
												174	H	Boston College	64 71
												204	H	Binghamton	57 48
												242	A	UC Santa Barbara	64 60
												264	H	Vermont	77 48
												267	A	Manhattan	57 63
												304	A	Holy Cross	71 70
												317	A	Illinois St.	59 45
												333	A	LIU Brooklyn	75 44
												340	A	Wagner	66 52
LAST 12 Division I GAMES:															
91	H	Cornell	63 76	242	A	UC Santa Barbara	64 60								
145	H	Columbia	68 72	9	A	Stanford	44 102								
155	H	Brown	73 51	93	A	New Hampshire	64 58								
155	A	Brown	73 76	174	H	Boston College	64 71								
173	A	Princeton	62 74	165	H	Albany (NY)	64 53								
121	A	Penn	55 66	333	A	LIU Brooklyn	75 44								

Non-Div I Games:

Yale

■ Loss,
■ Non-Conf, S Site,
■ Home
■ Away
N Neutral

Average RPI Win:	277	WON-LOST	WINNING	LAST 10	STRENGTH OF	OPP. STRENGTH	TEAM	ADJ.	CONF.	ADJ CONF.
Average RPI Loss:	178	RECORD	PCT. RANK	GAMES	SCHEDULE	OF SCHEDULE	RPI	RPI	RPI	RPI
DIV. I ONLY	6- 15	283	4- 6	295	231	316	316	19	19	
DIV. I NON-CONF.	2- 7	284	0- 0	288	196	321	321	20	20	
TOTALS	RPI 1-25	RPI 26-50	W-L RECORDS	RPI 51-100	RPI 101-150	RPI 150+				
6- 15	0- 0	0- 1	OVERALL	0- 1	0- 4	6- 9				
4- 5	0- 0	0- 1	HOME	0- 1	0- 0	4- 3				
1- 10	0- 0	0- 0	AWAY	0- 0	0- 4	1- 6				
1- 0	0- 0	0- 0	NEUTRAL	0- 0	0- 0	1- 0				
2- 7	0- 0	0- 0	NON-CONFERENCE	0- 1	0- 2	2- 4				
1- 3	0- 0	0- 0	HOME	0- 1	0- 0	1- 2				
0- 4	0- 0	0- 0	AWAY	0- 0	0- 2	0- 2				
1- 0	0- 0	0- 0	NEUTRAL	0- 0	0- 0	1- 0				
4- 8	0- 0	0- 1	CONFERENCE	0- 0	0- 2	4- 5				
3- 2	0- 0	0- 1	HOME	0- 0	0- 0	3- 1				
1- 6	0- 0	0- 0	AWAY	0- 0	0- 2	1- 4				
0- 0	0- 0	0- 0	NEUTRAL	0- 0	0- 0	0- 0				

RPI 1-25			RPI 26-50			RPI 51-100			RPI 101+ Team's RPI: 316		
RPI	S	Opponent	Score	RPI	S	Opponent	Score	RPI	S	Opponent	Score
				35	H	Green Bay	51 84	91	H	Cornell	75 80
								109	A	Kent St.	60 75
								133	A	Pittsburgh	50 63
								141	A	Wright St.	58 71
								147	A	Detroit	63 80
								160	A	Oakland	54 80
								169	H	Milwaukee	74 78
								178	H	American	64 77
								194	A	Cleveland St.	68 71
								194	H	Cleveland St.	92 67
								211	H	Akron	74 76
								215	H	Saint Francis (PA)	69 68
								232	A	Hawaii	50 72
								262	A	Northern Ky.	81 87
								280	N	Sacramento St.	102 94
								295	A	Northern Ariz.	49 70
								320	A	Valparaiso	60 77
								320	H	Valparaiso	76 70
								326	A	Ill.-Chicago	65 59
								326	H	Ill.-Chicago	70 54
LAST 12 Division I GAMES:											
326	A	Ill.-Chicago	65 59	194	H	Cleveland St.	92 67				
320	A	Valparaiso	60 77	320	H	Valparaiso	76 70				
169	H	Milwaukee	74 78	326	H	Ill.-Chicago	70 54				
35	H	Green Bay	51 84	262	A	Northern Ky.	81 87				
160	A	Oakland	54 80	141	A	Wright St.	58 71				
147	A	Detroit	63 80	194	A	Cleveland St.	68 71				

Non-Div I Games: Point Park 84 71 Tiffin 84 62

Youngstown St.

Loss, Non-Conf, S Site, H Home A Away N Neutral