

Average RPI Win:	249	WON-LOST	WINNING	LAST 10	STRENGTH OF	OPP. STRENGTH	TEAM	ADJ.	CONF.	ADJ CONF.
Average RPI Loss:	148	RECORD	PCT. RANK	GAMES	SCHEDULE	OF SCHEDULE	RPI	RPI	RPI	RPI
DIV. I ONLY	12- 6	76	7-3	258	258	123	123	23	23	
DIV. I NON-CONF.	3- 4	201	0-1	242	178	178	178	21	21	

TOTALS	RPI 1-25	RPI 26-50	W-L RECORDS	RPI 51-100	RPI 101-150	RPI 150+
12- 6	0- 2	0- 0	OVERALL	0- 0	2- 1	10- 3
5- 1	0- 0	0- 0	HOME	0- 0	1- 1	4- 0
6- 5	0- 2	0- 0	AWAY	0- 0	1- 0	5- 3
1- 0	0- 0	0- 0	NEUTRAL	0- 0	0- 0	1- 0
3- 4	0- 2	0- 0	NON-CONFERENCE	0- 0	0- 0	3- 2
1- 0	0- 0	0- 0	HOME	0- 0	0- 0	1- 0
1- 4	0- 2	0- 0	AWAY	0- 0	0- 0	1- 2
1- 0	0- 0	0- 0	NEUTRAL	0- 0	0- 0	1- 0
9- 2	0- 0	0- 0	CONFERENCE	0- 0	2- 1	7- 1
4- 1	0- 0	0- 0	HOME	0- 0	1- 1	3- 0
5- 1	0- 0	0- 0	AWAY	0- 0	1- 0	4- 1
0- 0	0- 0	0- 0	NEUTRAL	0- 0	0- 0	0- 0

RPI S	Opponent	Score	RPI S	Opponent	Score	RPI S	Opponent	Score	RPI S	Opponent	Score	Team's RPI: 123
9	A Missouri St.	51 79							114	H SFA	44 66	
18	A Texas A&M	48 85							120	A Abilene Christian	70 58	
									143	H Sam Houston St.	57 54	
									158	A New Orleans	83 53	
									212	H Lamar University	49 39	
									214	H Central Ark.	67 47	
									222	A Southeastern La.	44 48	
									250	A South Alabama	82 83	
									275	A Texas St.	48 57	
									288	H Nicholls St.	55 49	
									296	N Prairie View	64 52	
									301	A UTRGV	59 54	
									301	H UTRGV	61 50	
									304	A Incarnate Word	64 38	
									310	A Houston Baptist	75 65	
									342	A Northwestern St.	72 59	
LAST 10 Division I												
310	A Houston Baptist	75 65	120	A Abilene Christian	70 58							
143	H Sam Houston St.	57 54	114	H SFA	44 66							
304	A Incarnate Word	64 38	222	A Southeastern La.	44 48							
158	A New Orleans	83 53	342	A Northwestern St.	72 59							
212	H Lamar University	49 39	18	A Texas A&M	48 85							

Non-Div I Games: UNKNOWN 75 55 Huston-Tillotson 63 49 Texas Wesleyan 90 52



Average RPI Win:	304	WON-LOST	WINNING	LAST 10	STRENGTH OF	OPP. STRENGTH	TEAM	ADJ.	CONF.	ADJ CONF.
Average RPI Loss:	182	RECORD	PCT. RANK	GAMES	SCHEDULE	OF SCHEDULE	RPI	RPI	RPI	RPI
DIV. I ONLY	3- 17	325	1-9	235	248	315	315	17	17	
DIV. I NON-CONF.	1- 9	326	0-2	243	278	336	336	24	24	
TOTALS	RPI 1-25	RPI 26-50	W-L RECORDS	RPI 51-100	RPI 101-150	RPI 150+				
3- 17	0- 0	0- 2	OVERALL	0- 1	0- 3	3- 11				
1- 8	0- 0	0- 0	HOME	0- 0	0- 2	1- 6				
2- 9	0- 0	0- 2	AWAY	0- 1	0- 1	2- 5				
0- 0	0- 0	0- 0	NEUTRAL	0- 0	0- 0	0- 0				
1- 9	0- 0	0- 2	NON-CONFERENCE	0- 0	0- 1	1- 6				
1- 3	0- 0	0- 0	HOME	0- 0	0- 1	1- 2				
0- 6	0- 0	0- 2	AWAY	0- 0	0- 0	0- 4				
0- 0	0- 0	0- 0	NEUTRAL	0- 0	0- 0	0- 0				
2- 8	0- 0	0- 0	CONFERENCE	0- 1	0- 2	2- 5				
0- 5	0- 0	0- 0	HOME	0- 0	0- 1	0- 4				
2- 3	0- 0	0- 0	AWAY	0- 1	0- 1	2- 1				
0- 0	0- 0	0- 0	NEUTRAL	0- 0	0- 0	0- 0				

RPI S	Opponent	Score	RPI S	Opponent	Score	RPI S	Opponent	Score	RPI S	Opponent	Score	Team's RPI: 315
31	A Arizona St.	56 87	43	A Tennessee	54 81	70	A Fresno St.	52 61	101	A Boise St.	61 70	
									124	H San Diego	59 70	
									137	H San Jose St.	60 68	
									154	H Portland	56 72	
									187	H UNLV	60 67	
									188	H Wyoming	63 65	
									204	H New Mexico	53 75	
									221	A Northern Colo.	62 72	
									234	A Cal St. Fullerton	70 79	
									259	A Long Beach St.	68 74	
									267	A Colorado St.	40 60	
									285	H Army West Point	66 68	
									289	A Nevada	68 61	
									292	A Navy	59 67	
									293	A Utah St.	62 45	
									293	H Utah St.	52 53	
									330	H NJIT	68 48	
LAST 10 Division I												
70	A Fresno St.	52 61	204	H New Mexico	53 75							
137	H San Jose St.	60 68	293	A Utah St.	62 45							
293	H Utah St.	52 53	187	H UNLV	60 67							
267	A Colorado St.	40 60	234	A Cal St. Fullerton	70 79							
101	A Boise St.	61 70	259	A Long Beach St.	68 74							

Non-Div I Games: Neb. Wesleyan 93 42

Air Force

■ Loss, 
 ■ Non-Conf, S Site, 
 ■ Home 
 ■ Away 
 N Neutral

Average RPI Win: <b>239</b>	WON-LOST	WINNING	LAST 10	STRENGTH OF	OPP. STRENGTH	TEAM	ADJ.	CONF.	ADJ CONF.
Average RPI Loss: <b>118</b>	RECORD	PCT. RANK	GAMES	SCHEDULE	OF SCHEDULE	RPI	RPI	RPI	RPI
DIV. I ONLY	10- 10	179	4-6	188	188	197	197	10	10
DIV. I NON-CONF.	7- 4	100	1-0	220	309	153	153	10	10
-----									
TOTALS	RPI 1-25	RPI 26-50	W-L RECORDS	RPI 51-100	RPI 101-150	RPI 150+			
10- 10	0- 1	0- 1	OVERALL	0- 3	1- 0	9- 5			
5- 5	0- 1	0- 1	HOME	0- 1	1- 0	4- 2			
3- 5	0- 0	0- 0	AWAY	0- 2	0- 0	3- 3			
2- 0	0- 0	0- 0	NEUTRAL	0- 0	0- 0	2- 0			
7- 4	0- 0	0- 1	NON-CONFERENCE	0- 2	1- 0	6- 1			
3- 2	0- 0	0- 1	HOME	0- 1	1- 0	2- 0			
2- 2	0- 0	0- 0	AWAY	0- 1	0- 0	2- 1			
2- 0	0- 0	0- 0	NEUTRAL	0- 0	0- 0	2- 0			
3- 6	0- 1	0- 0	CONFERENCE	0- 1	0- 0	3- 4			
2- 3	0- 1	0- 0	HOME	0- 0	0- 0	2- 2			
1- 3	0- 0	0- 0	AWAY	0- 1	0- 0	1- 2			
0- 0	0- 0	0- 0	NEUTRAL	0- 0	0- 0	0- 0			

RPI 1-25				RPI 26-50				RPI 51-100				RPI 101+ Team's RPI: 197			
RPI	S	Opponent	Score	RPI	S	Opponent	Score	RPI	S	Opponent	Score	RPI	S	Opponent	Score
17	H	Central Mich.	72 <b>77</b>	40	H	Michigan	71 <b>80</b>	68	A	Ohio	57 <b>70</b>	134	H	N.C. A&T	64 52
								94	A	Butler	55 <b>76</b>	156	A	Western Mich.	71 <b>79</b>
								98	H	Duquesne	63 <b>88</b>	156	H	Western Mich.	51 <b>56</b>
												167	H	Eastern Mich.	88 81
												169	A	Toledo	61 <b>65</b>
												171	H	Miami (OH)	70 62
												185	H	Northern Ill.	65 <b>70</b>
												195	A	Cleveland St.	62 <b>66</b>
												227	H	Youngstown St.	91 62
												229	N	Morgan St.	52 45
												231	A	Bowling Green	76 73
												287	N	Denver	88 72
												291	A	St. Bonaventure	63 54
												320	H	Purdue Fort Wayne	64 53
												329	A	Detroit Mercy	81 60
-----															
LAST 10 Division I															
167	H	Eastern Mich.	88 81	169	A	Toledo	61 <b>65</b>								
68	A	Ohio	57 <b>70</b>	231	A	Bowling Green	76 73								
156	A	Western Mich.	71 <b>79</b>	156	H	Western Mich.	51 <b>56</b>								
171	H	Miami (OH)	70 62	17	H	Central Mich.	72 <b>77</b>								
185	H	Northern Ill.	65 <b>70</b>	229	N	Morgan St.	52 45								

Non-Div I Games:

Akron

■ Loss, 
 ■ Non-Conf, S Site, 
 ■ Home 
 ■ Away 
 N Neutral

## Alabama

Through Games Of Feb. 3, 2020

Average RPI Win:	168	WON-LOST	WINNING	LAST 10	STRENGTH OF	OPP. STRENGTH	TEAM	ADJ.	CONF.	ADJ CONF.
Average RPI Loss:	50	RECORD	PCT. RANK	GAMES	SCHEDULE	OF SCHEDULE	RPI	RPI	RPI	RPI
DIV. I ONLY	13- 9	119	4-6	25	79	72	72	4	4	
DIV. I NON-CONF.	10- 3	58	1-0	102	164	64	64	5	5	
TOTALS	RPI 1-25	RPI 26-50	W-L RECORDS	RPI 51-100	RPI 101-150	RPI 150+				
13- 9	0- 4	0- 2	OVERALL	4- 2	3- 0	6- 1				
7- 6	0- 3	0- 1	HOME	3- 1	1- 0	3- 1				
5- 2	0- 1	0- 1	AWAY	0- 0	2- 0	3- 0				
1- 1	0- 0	0- 0	NEUTRAL	1- 1	0- 0	0- 0				
10- 3	0- 0	0- 0	NON-CONFERENCE	3- 2	2- 0	5- 1				
6- 2	0- 0	0- 0	HOME	2- 1	1- 0	3- 1				
3- 0	0- 0	0- 0	AWAY	0- 0	1- 0	2- 0				
1- 1	0- 0	0- 0	NEUTRAL	1- 1	0- 0	0- 0				
3- 6	0- 4	0- 2	CONFERENCE	1- 0	1- 0	1- 0				
1- 4	0- 3	0- 1	HOME	1- 0	0- 0	0- 0				
2- 2	0- 1	0- 1	AWAY	0- 0	1- 0	1- 0				
0- 0	0- 0	0- 0	NEUTRAL	0- 0	0- 0	0- 0				

RPI 1-25				RPI 26-50				RPI 51-100 Team's RPI: 72				RPI 101+			
RPI	S	Opponent	Score	RPI	S	Opponent	Score	RPI	S	Opponent	Score	RPI	S	Opponent	Score
2	H	South Carolina	78 93	41	H	Arkansas	48 66	51	N	UNI	87 77	121	A	Auburn	75 48
18	H	Texas A&M	74 79	43	A	Tennessee	63 65	56	H	Iowa St.	66 75	140	A	Tulane	66 56
21	A	LSU	60 71					58	H	North Carolina	83 77	147	H	Bethune-Cookman	60 49
24	H	Kentucky	71 81					82	H	Colgate	72 52	155	H	Hampton	61 64
								86	N	Southern California	57 60	176	A	Clemson	67 54
								99	H	Vanderbilt	98 61	222	H	Southeastern La.	87 50
												230	H	Radford	85 51
												250	A	South Alabama	74 62
												272	A	Ole Miss	57 56
												331	H	Mercer	111 56
LAST 10 Division I															
272	A	Ole Miss	57 56	121	A	Auburn	75 48								
41	H	Arkansas	48 66	24	H	Kentucky	71 81								
99	H	Vanderbilt	98 61	2	H	South Carolina	78 93								
18	H	Texas A&M	74 79	21	A	LSU	60 71								
43	A	Tennessee	63 65	222	H	Southeastern La.	87 50								

Non-Div I Games:

Alabama

■ Loss, 
 ■ Non-Conf, S Site, 
 ■ Home 
 ■ Away 
 N Neutral

## Alabama A&amp;M

Through Games Of Feb. 3, 2020

Average RPI Win:	313	WON-LOST	WINNING	LAST 10	STRENGTH OF	OPP. STRENGTH	TEAM	ADJ.	CONF.	ADJ CONF.
Average RPI Loss:	179	RECORD	PCT. RANK	GAMES	SCHEDULE	OF SCHEDULE	RPI	RPI	RPI	RPI
DIV. I ONLY	9- 11	206	5-5	341	336	281	281	31	31	
DIV. I NON-CONF.	4- 7	225	0-1	244	299	226	226	31	31	
TOTALS	RPI 1-25	RPI 26-50	W-L RECORDS	RPI 51-100	RPI 101-150	RPI 150+				
9- 11	0- 0	0- 0	OVERALL	0- 3	0- 1	9- 7				
3- 3	0- 0	0- 0	HOME	0- 1	0- 1	3- 1				
5- 7	0- 0	0- 0	AWAY	0- 2	0- 0	5- 5				
1- 1	0- 0	0- 0	NEUTRAL	0- 0	0- 0	1- 1				
4- 7	0- 0	0- 0	NON-CONFERENCE	0- 3	0- 0	4- 4				
0- 2	0- 0	0- 0	HOME	0- 1	0- 0	0- 1				
4- 4	0- 0	0- 0	AWAY	0- 2	0- 0	4- 2				
0- 1	0- 0	0- 0	NEUTRAL	0- 0	0- 0	0- 1				
5- 4	0- 0	0- 0	CONFERENCE	0- 0	0- 1	5- 3				
3- 1	0- 0	0- 0	HOME	0- 0	0- 1	3- 0				
1- 3	0- 0	0- 0	AWAY	0- 0	0- 0	1- 3				
1- 0	0- 0	0- 0	NEUTRAL	0- 0	0- 0	1- 0				

RPI 1-25			RPI 26-50			RPI 51-100			RPI 101+ Team's RPI: 281		
RPI	S	Opponent	Score	RPI	S	Opponent	Score	RPI	S	Opponent	Score
								73	A	Nebraska	46 68
								89	A	Cincinnati	47 62
								97	H	North Florida	64 73
								103	H	Texas Southern	58 65
								160	A	Jackson St.	53 67
								174	N	North Ala.	65 80
								179	A	Memphis	71 79
								196	H	Austin Peay	61 67
								243	A	San Diego St.	61 53
								245	A	Southern U.	46 55
								287	A	Denver	86 83
								296	H	Prairie View	54 44
								300	A	California Baptist	55 60
								318	H	Ark.-Pine Bluff	74 55
								319	A	Alcorn	74 67
								327	A	Georgia St.	67 52
								332	N	Alabama St.	75 48
								347	A	Florida A&M	77 53
								348	A	Grambling	59 69
								351	H	Mississippi Val.	68 48
LAST 10 Division I											
296	H	Prairie View	54 44	351	H	Mississippi Val.	68 48				
103	H	Texas Southern	58 65	318	H	Ark.-Pine Bluff	74 55				
245	A	Southern U.	46 55	160	A	Jackson St.	53 67				
319	A	Alcorn	74 67	348	A	Grambling	59 69				
332	N	Alabama St.	75 48	179	A	Memphis	71 79				

Non-Div I Games:

Alabama A&amp;M

■ Loss, 
 ■ Non-Conf, 
 ■ S Site, 
 ■ H Home 
 ■ A Away 
 N Neutral

Average RPI Win:	335	WON-LOST	WINNING	LAST 10	STRENGTH OF	OPP. STRENGTH	TEAM	ADJ.	CONF.	ADJ CONF.
Average RPI Loss:	180	RECORD	PCT. RANK	GAMES	SCHEDULE	OF SCHEDULE	RPI	RPI	RPI	RPI
DIV. I ONLY	3- 15	322	2-8	293	277	332	332	31	31	
DIV. I NON-CONF.	1- 8	322	0-1	83	76	284	284	31	31	
TOTALS	RPI 1-25	RPI 26-50	W-L RECORDS	RPI 51-100	RPI 101-150	RPI 150+				
3- 15	0- 2	0- 0	OVERALL	0- 1	0- 3	3- 9				
2- 5	0- 0	0- 0	HOME	0- 0	0- 2	2- 3				
1- 9	0- 2	0- 0	AWAY	0- 1	0- 1	1- 5				
0- 1	0- 0	0- 0	NEUTRAL	0- 0	0- 0	0- 1				
1- 8	0- 2	0- 0	NON-CONFERENCE	0- 1	0- 2	1- 3				
1- 2	0- 0	0- 0	HOME	0- 0	0- 1	1- 1				
0- 6	0- 2	0- 0	AWAY	0- 1	0- 1	0- 2				
0- 0	0- 0	0- 0	NEUTRAL	0- 0	0- 0	0- 0				
2- 7	0- 0	0- 0	CONFERENCE	0- 0	0- 1	2- 6				
1- 3	0- 0	0- 0	HOME	0- 0	0- 1	1- 2				
1- 3	0- 0	0- 0	AWAY	0- 0	0- 0	1- 3				
0- 1	0- 0	0- 0	NEUTRAL	0- 0	0- 0	0- 1				

RPI 1-25				RPI 26-50				RPI 51-100				RPI 101+ Team's RPI: 332			
RPI	S	Opponent	Score	RPI	S	Opponent	Score	RPI	S	Opponent	Score	RPI	S	Opponent	Score
2	A	South Carolina	43 103					79	A	South Fla.	29 80	103	H	Texas Southern	54 81
20	A	DePaul	76 105									112	A	Wisconsin	67 85
												146	H	Samford	48 83
												160	A	Jackson St.	62 94
												174	H	North Ala.	60 81
												176	A	Clemson	43 76
												245	A	Southern U.	47 69
												272	A	Ole Miss	66 93
												281	N	Alabama A&M	48 75
												296	H	Prairie View	59 62
												307	H	Jacksonville St.	68 63
												318	H	Ark.-Pine Bluff	62 73
												319	A	Alcorn	63 73
												348	A	Grambling	73 59
												351	H	Mississippi Val.	77 64
LAST 10 Division I															
				103	H	Texas Southern	54 81					318	H	Ark.-Pine Bluff	62 73
				296	H	Prairie View	59 62					351	H	Mississippi Val.	77 64
				319	A	Alcorn	63 73					348	A	Grambling	73 59
				245	A	Southern U.	47 69					160	A	Jackson St.	62 94
				281	N	Alabama A&M	48 75					272	A	Ole Miss	66 93

Non-Div I Games: Mobile 76 66 Paine 84 58

Alabama St.

■ Loss, 
 ■ Non-Conf, 
 ■ S Site, 
 ■ H Home 
 ■ A Away 
 N Neutral

Albany (NY)

Through Games Of Feb. 3, 2020

Average RPI Win:	283	WON-LOST	WINNING	LAST 10	STRENGTH OF	OPP. STRENGTH	TEAM	ADJ.	CONF.	ADJ CONF.
Average RPI Loss:	211	RECORD	PCT. RANK	GAMES	SCHEDULE	OF SCHEDULE	RPI	RPI	RPI	RPI
DIV. I ONLY	7- 14	263	4-6	326	315	312	312	27	27	
DIV. I NON-CONF.	3- 9	279	0-1	331	291	328	328	27	27	
TOTALS	RPI 1-25	RPI 26-50	W-L RECORDS	RPI 51-100	RPI 101-150	RPI 150+				
7- 14	0- 0	0- 0	OVERALL	0- 2	0- 2	7- 10				
4- 7	0- 0	0- 0	HOME	0- 1	0- 1	4- 5				
3- 7	0- 0	0- 0	AWAY	0- 1	0- 1	3- 5				
0- 0	0- 0	0- 0	NEUTRAL	0- 0	0- 0	0- 0				
3- 9	0- 0	0- 0	NON-CONFERENCE	0- 1	0- 2	3- 6				
1- 5	0- 0	0- 0	HOME	0- 0	0- 1	1- 4				
2- 4	0- 0	0- 0	AWAY	0- 1	0- 1	2- 2				
0- 0	0- 0	0- 0	NEUTRAL	0- 0	0- 0	0- 0				
4- 5	0- 0	0- 0	CONFERENCE	0- 1	0- 0	4- 4				
3- 2	0- 0	0- 0	HOME	0- 1	0- 0	3- 1				
1- 3	0- 0	0- 0	AWAY	0- 0	0- 0	1- 3				
0- 0	0- 0	0- 0	NEUTRAL	0- 0	0- 0	0- 0				

RPI S	Opponent	Score	RPI S	Opponent	Score	RPI S	Opponent	Score	RPI S	Opponent	Score	Team's RPI: 312
						81	A Marist	52 76	119	A Syracuse	53 75	
						84	H Stony Brook	53 73	139	H Cornell	51 71	
									157	H Lafayette	47 54	
									163	H Boston U.	58 60	
									175	H Columbia	82 78	
									183	H Binghamton	56 53	
									201	A UMass Lowell	51 53	
									246	A Maine	49 60	
									270	H New Hampshire	47 48	
									278	H Monmouth	41 53	
									290	A Vermont	36 52	
									290	H Vermont	58 49	
									302	H UMBC	56 51	
									305	H St. Francis Brooklyn	41 49	
									308	A Siena	46 52	
									314	A Bryant	55 68	
									341	A Canisius	70 53	
									344	A Central Conn. St.	73 63	
									345	A Hartford	68 63	
LAST 10 Division I												
290	A	Vermont	36	52	270	H	New Hampshire	47	48			
302	H	UMBC	56	51	246	A	Maine	49	60			
345	A	Hartford	68	63	183	H	Binghamton	56	53			
201	A	UMass Lowell	51	53	290	H	Vermont	58	49			
84	H	Stony Brook	53	73	278	H	Monmouth	41	53			

Non-Div I Games: FDU-Florham 81 21

Albany (NY)

Loss, Non-Conf, S Site, H Home A Away N Neutral



# A l c o r n

A  
l  
c  
o  
r  
n

Alcorn

Page 9

Average RPI Win: <b>180</b>	WON-LOST	WINNING	LAST 10	STRENGTH OF	OPP. STRENGTH	TEAM	ADJ.	CONF.	ADJ CONF.
Average RPI Loss: <b>132</b>	RECORD	PCT. RANK	GAMES	SCHEDULE	OF SCHEDULE	RPI	RPI	RPI	RPI
DIV. I ONLY	8- 12	236	4-6	108	144	189	189	15	15
DIV. I NON-CONF.	4- 6	212	0	189	92	211	211	15	15
TOTALS	RPI 1-25	RPI 26-50	W-L RECORDS	RPI 51-100	RPI 101-150	RPI 150+			
8- 12	0- 0	0- 0	OVERALL	2- 5	2- 2	4- 5			
6- 3	0- 0	0- 0	HOME	2- 1	1- 1	3- 1			
2- 8	0- 0	0- 0	AWAY	0- 3	1- 1	1- 4			
0- 1	0- 0	0- 0	NEUTRAL	0- 1	0- 0	0- 0			
4- 6	0- 0	0- 0	NON-CONFERENCE	1- 3	1- 0	2- 3			
3- 1	0- 0	0- 0	HOME	1- 1	1- 0	1- 0			
1- 4	0- 0	0- 0	AWAY	0- 1	0- 0	1- 3			
0- 1	0- 0	0- 0	NEUTRAL	0- 1	0- 0	0- 0			
4- 6	0- 0	0- 0	CONFERENCE	1- 2	1- 2	2- 2			
3- 2	0- 0	0- 0	HOME	1- 0	0- 1	2- 1			
1- 4	0- 0	0- 0	AWAY	0- 2	1- 1	0- 1			
0- 0	0- 0	0- 0	NEUTRAL	0- 0	0- 0	0- 0			

RPI S	Opponent	Score	RPI S	Opponent	Score	RPI S	Opponent	Score	RPI S	Opponent	Score	Team's RPI: 189
						55	H Minnesota	53 70	122	A Holy Cross	59 72	
						68	A Ohio	69 81	136	A Lehigh	64 56	
						74	A Bucknell	43 68	136	H Lehigh	63 64	
						82	A Colgate	62 63	145	H George Washington	66 53	
						82	H Colgate	63 61	157	H Lafayette	52 67	
						88	H Villanova	76 54	163	A Boston U.	44 59	
						91	N Buffalo	55 73	193	A Towson	60 63	
									208	A Saint Joseph's	51 72	
									210	H High Point	56 48	
									230	A Radford	59 55	
									236	A George Mason	55 73	
									266	H Loyola Maryland	63 44	
									285	H Army West Point	73 57	
LAST 10 Division I												
			157	H Lafayette	52 67	74	A Bucknell	43 68				
			136	A Lehigh	64 56	136	H Lehigh	63 64				
			82	A Colgate	62 63	285	H Army West Point	73 57				
			266	H Loyola Maryland	63 44	163	A Boston U.	44 59				
			122	A Holy Cross	59 72	82	H Colgate	63 61				

Non-Div I Games:

American

■ Loss, 
 ■ Non-Conf, 
 ■ S Site, 
 ■ H Home 
 ■ A Away 
 N Neutral

Average RPI Win:	306	WON-LOST	WINNING	LAST 10	STRENGTH OF	OPP. STRENGTH	TEAM	ADJ.	CONF.	ADJ CONF.
Average RPI Loss:	145	RECORD	PCT. RANK	GAMES	SCHEDULE	OF SCHEDULE	RPI	RPI	RPI	RPI
DIV. I ONLY	6- 14	278	3-7	187	226	276	276	21	21	
DIV. I NON-CONF.	3- 8	268	0-1	181	234	255	255	20	20	
TOTALS	RPI 1-25	RPI 26-50	W-L RECORDS	RPI 51-100	RPI 101-150	RPI 150+				
6- 14	0- 1	0- 1	OVERALL	0- 1	0- 4	6- 7				
4- 4	0- 0	0- 0	HOME	0- 0	0- 2	4- 2				
1- 9	0- 1	0- 1	AWAY	0- 1	0- 1	1- 5				
1- 1	0- 0	0- 0	NEUTRAL	0- 0	0- 1	1- 0				
3- 8	0- 1	0- 1	NON-CONFERENCE	0- 0	0- 2	3- 4				
1- 2	0- 0	0- 0	HOME	0- 0	0- 0	1- 2				
1- 5	0- 1	0- 1	AWAY	0- 0	0- 1	1- 2				
1- 1	0- 0	0- 0	NEUTRAL	0- 0	0- 1	1- 0				
3- 6	0- 0	0- 0	CONFERENCE	0- 1	0- 2	3- 3				
3- 2	0- 0	0- 0	HOME	0- 0	0- 2	3- 0				
0- 4	0- 0	0- 0	AWAY	0- 1	0- 0	0- 3				
0- 0	0- 0	0- 0	NEUTRAL	0- 0	0- 0	0- 0				

RPI 1-25				RPI 26-50				RPI 51-100				RPI 101+ Team's RPI: 276			
RPI	S	Opponent	Score	RPI	S	Opponent	Score	RPI	S	Opponent	Score	RPI	S	Opponent	Score
2	A	South Carolina	50 92	40	A	Michigan	35 62	64	A	Troy	55 84	106	A	VCU	38 66
												109	H	UT Arlington	60 82
												126	H	Coastal Caro.	53 80
												147	N	Bethune-Cookman	44 61
												151	A	UNC Greensboro	47 54
												153	A	Elon	66 67
												177	A	Little Rock	63 68
												203	A	Arkansas St.	58 76
												235	H	Gardner-Webb	56 67
												250	A	South Alabama	66 81
												260	H	ETSU	61 67
												269	A	Wofford	54 51
												275	H	Texas St.	73 65
												295	H	Ga. Southern	83 75
												327	H	Georgia St.	65 37
												331	H	Mercer	77 68
												341	N	Canisius	74 57
LAST 10 Division I															
295	H	Ga. Southern	83 75	275	H	Texas St.	73 65								
327	H	Georgia St.	65 37	109	H	UT Arlington	60 82								
177	A	Little Rock	63 68	64	A	Troy	55 84								
126	H	Coastal Caro.	53 80	250	A	South Alabama	66 81								
203	A	Arkansas St.	58 76	151	A	UNC Greensboro	47 54								

Non-Div I Games:

Appalachian St.

■ Loss, 
 ■ Non-Conf, S Site, 
 ■ Home 
 ■ Away 
 N Neutral

# Arizona

Through Games Of Feb. 3, 2020

Average RPI Win:	173	WON-LOST	WINNING	LAST 10	STRENGTH OF	OPP. STRENGTH	TEAM	ADJ.	CONF.	ADJ CONF.
Average RPI Loss:	6	RECORD	PCT. RANK	GAMES	SCHEDULE	OF SCHEDULE	RPI	RPI	RPI	RPI
DIV. I ONLY	18- 3	18	7-3	87	60	26	26	1	1	
DIV. I NON-CONF.	11- 0	1	0	337	269	87	87	1	1	
TOTALS	RPI 1-25	RPI 26-50	W-L RECORDS	RPI 51-100	RPI 101-150	RPI 150+				
18- 3	1- 3	3- 0	OVERALL	3- 0	1- 0	10- 0				
10- 2	1- 2	1- 0	HOME	1- 0	0- 0	7- 0				
8- 1	0- 1	2- 0	AWAY	2- 0	1- 0	3- 0				
0- 0	0- 0	0- 0	NEUTRAL	0- 0	0- 0	0- 0				
11- 0	0- 0	1- 0	NON-CONFERENCE	0- 0	0- 0	10- 0				
7- 0	0- 0	0- 0	HOME	0- 0	0- 0	7- 0				
4- 0	0- 0	1- 0	AWAY	0- 0	0- 0	3- 0				
0- 0	0- 0	0- 0	NEUTRAL	0- 0	0- 0	0- 0				
7- 3	1- 3	2- 0	CONFERENCE	3- 0	1- 0	0- 0				
3- 2	1- 2	1- 0	HOME	1- 0	0- 0	0- 0				
4- 1	0- 1	1- 0	AWAY	2- 0	1- 0	0- 0				
0- 0	0- 0	0- 0	NEUTRAL	0- 0	0- 0	0- 0				

RPI S	Opponent	Score	RPI S	Opponent	Score	RPI S	Opponent	Score	RPI S	Opponent	Score
1	H Oregon	64 71	31	A Arizona St.	58 53	83	A Washington St.	74 67	132	A Washington	66 58
6	A UCLA	58 70	31	H Arizona St.	59 53	86	A Southern California	65 57	181	H Santa Clara	65 52
6	H UCLA	92 66	37	A Texas	83 58	86	H Southern California	73 57	184	A Montana	77 42
11	H Oregon St.	61 63							200	H North Dakota	74 42
									233	A UTEP	54 43
									265	H UC Santa Barbara	61 42
									278	H Monmouth	86 34
									296	H Prairie View	83 48
									298	H UC Riverside	70 27
									340	H Tennessee St.	77 42
									349	A Chicago St.	82 50
LAST 10 Division I											
86	H Southern California	73 57	1	H Oregon	64 71						
6	H UCLA	92 66	11	H Oregon St.	61 63						
31	H Arizona St.	59 53	6	A UCLA	58 70						
132	A Washington	66 58	86	A Southern California	65 57						
83	A Washington St.	74 67	31	A Arizona St.	58 53						

Non-Div I Games:

Arizona

Loss, Non-Conf, S Site, H Home A Away N Neutral

Average RPI Win:	155	WON-LOST	WINNING	LAST 10	STRENGTH OF	OPP. STRENGTH	TEAM	ADJ.	CONF.	ADJ CONF.
Average RPI Loss:	25	RECORD	PCT. RANK	GAMES	SCHEDULE	OF SCHEDULE	RPI	RPI	RPI	RPI
DIV. I ONLY	16- 6	49	6-4	37	26	31	31	1	1	
DIV. I NON-CONF.	10- 2	29	0	238	96	67	67	1	1	
TOTALS	RPI 1-25	RPI 26-50	W-L RECORDS	RPI 51-100	RPI 101-150	RPI 150+				
16- 6	2- 2	1- 3	OVERALL	5- 1	1- 0	7- 0				
10- 2	2- 1	1- 1	HOME	2- 0	0- 0	5- 0				
4- 3	0- 1	0- 1	AWAY	2- 1	1- 0	1- 0				
2- 1	0- 0	0- 1	NEUTRAL	1- 0	0- 0	1- 0				
10- 2	0- 0	1- 1	NON-CONFERENCE	2- 1	0- 0	7- 0				
7- 0	0- 0	1- 0	HOME	1- 0	0- 0	5- 0				
1- 1	0- 0	0- 0	AWAY	0- 1	0- 0	1- 0				
2- 1	0- 0	0- 1	NEUTRAL	1- 0	0- 0	1- 0				
6- 4	2- 2	0- 2	CONFERENCE	3- 0	1- 0	0- 0				
3- 2	2- 1	0- 1	HOME	1- 0	0- 0	0- 0				
3- 2	0- 1	0- 1	AWAY	2- 0	1- 0	0- 0				
0- 0	0- 0	0- 0	NEUTRAL	0- 0	0- 0	0- 0				

RPI 1-25				RPI 26-50				Team's RPI: 31	RPI 51-100				RPI 101+			
RPI	S	Opponent	Score	RPI	S	Opponent	Score		RPI	S	Opponent	Score	RPI	S	Opponent	Score
1	H	Oregon	72 66	26	A	Arizona	53 59		55	A	Minnesota	66 80	132	A	Washington	67 50
6	A	UCLA	66 68	26	H	Arizona	53 58		60	N	Middle Tenn.	61 60	204	H	New Mexico	84 47
6	H	UCLA	61 70	30	H	Creighton	70 55		65	H	BYU	60 52	232	H	Idaho St.	74 69
11	H	Oregon St.	55 47	33	N	Purdue	52 59		83	A	Washington St.	65 56	246	N	Maine	57 31
									86	A	Southern California	63 54	285	H	Army West Point	83 51
									86	H	Southern California	76 75	315	H	Air Force	87 56
													317	H	Cal Poly	66 41
													321	A	New Mexico St.	70 47
LAST 10 Division I																
6	H	UCLA	61 70	11	H	Oregon St.	55 47									
86	H	Southern California	76 75	1	H	Oregon	72 66									
26	A	Arizona	53 59	86	A	Southern California	63 54									
83	A	Washington St.	65 56	6	A	UCLA	66 68									
132	A	Washington	67 50	26	H	Arizona	53 58									

Non-Div I Games:

Arizona St.

Average RPI Win:	344	WON-LOST	WINNING	LAST 10	STRENGTH OF	OPP. STRENGTH	TEAM	ADJ.	CONF.	ADJ CONF.
Average RPI Loss:	175	RECORD	PCT. RANK	GAMES	SCHEDULE	OF SCHEDULE	RPI	RPI	RPI	RPI
DIV. I ONLY	3- 15	322	3-7	287	302	318	318	31	31	
DIV. I NON-CONF.	0- 9	338	0-1	87	136	312	312	31	31	
TOTALS	RPI 1-25	RPI 26-50	W-L RECORDS	RPI 51-100	RPI 101-150	RPI 150+				
3- 15	0- 0	0- 1	OVERALL	0- 2	0- 3	3- 9				
1- 3	0- 0	0- 0	HOME	0- 0	0- 0	1- 3				
2- 12	0- 0	0- 1	AWAY	0- 2	0- 3	2- 6				
0- 0	0- 0	0- 0	NEUTRAL	0- 0	0- 0	0- 0				
0- 9	0- 0	0- 1	NON-CONFERENCE	0- 2	0- 2	0- 4				
0- 0	0- 0	0- 0	HOME	0- 0	0- 0	0- 0				
0- 9	0- 0	0- 1	AWAY	0- 2	0- 2	0- 4				
0- 0	0- 0	0- 0	NEUTRAL	0- 0	0- 0	0- 0				
3- 6	0- 0	0- 0	CONFERENCE	0- 0	0- 1	3- 5				
1- 3	0- 0	0- 0	HOME	0- 0	0- 0	1- 3				
2- 3	0- 0	0- 0	AWAY	0- 0	0- 1	2- 2				
0- 0	0- 0	0- 0	NEUTRAL	0- 0	0- 0	0- 0				

RPI S	Opponent	Score	RPI S	Opponent	Score	RPI S	Opponent	Score	RPI S	Opponent	Score	Team's RPI: 318
43	A Tennessee	51 92	56	A Iowa St.	40 90	103	A Texas Southern	77 78	126	A Coastal Caro.	69 76	
			83	A Washington St.	56 85	141	A Texas Tech	55 81	160	H Jackson St.	44 56	
						162	A Illinois	50 65	170	A Wichita St.	50 100	
						203	A Arkansas St.	60 81	242	A Milwaukee	55 69	
						245	H Southern U.	43 70	281	A Alabama A&M	55 74	
						296	A Prairie View	51 61	319	H Alcorn	75 77	
						332	A Alabama St.	73 62	348	H Grambling	84 79	
						351	A Mississippi Val.	80 77	351	A Mississippi Val.	80 77	
LAST 10 Division I												
160	H Jackson St.	44 56	245	H Southern U.	43 70							
348	H Grambling	84 79	332	A Alabama St.	73 62							
103	A Texas Southern	77 78	281	A Alabama A&M	55 74							
296	A Prairie View	51 61	351	A Mississippi Val.	80 77							
319	H Alcorn	75 77	141	A Texas Tech	55 81							

Non-Div I Games: Philander Smith 66 54

Ark.-Pine Bluff

■ Loss, 
 ■ Non-Conf, 
 ■ S Site, 
 ■ Home 
 ■ A Away 
 N Neutral

## Arkansas

Through Games Of Feb. 3, 2020

Average RPI Win:	155	WON-LOST	WINNING	LAST 10	STRENGTH OF	OPP. STRENGTH	TEAM	ADJ.	CONF.	ADJ CONF.
Average RPI Loss:	56	RECORD	PCT. RANK	GAMES	SCHEDULE	OF SCHEDULE	RPI	RPI	RPI	RPI
DIV. I ONLY	18- 4	24	7-3	133	29	41	41	4	4	
DIV. I NON-CONF.	12- 1	9	1-0	191	135	37	37	5	5	
TOTALS	RPI 1-25	RPI 26-50	W-L RECORDS	RPI 51-100	RPI 101-150	RPI 150+				
18- 4	0- 2	0- 0	OVERALL	5- 1	7- 1	6- 0				
12- 2	0- 1	0- 0	HOME	3- 1	3- 0	6- 0				
4- 2	0- 1	0- 0	AWAY	2- 0	2- 1	0- 0				
2- 0	0- 0	0- 0	NEUTRAL	0- 0	2- 0	0- 0				
12- 1	0- 0	0- 0	NON-CONFERENCE	3- 0	3- 1	6- 0				
10- 0	0- 0	0- 0	HOME	3- 0	1- 0	6- 0				
0- 1	0- 0	0- 0	AWAY	0- 0	0- 1	0- 0				
2- 0	0- 0	0- 0	NEUTRAL	0- 0	2- 0	0- 0				
6- 3	0- 2	0- 0	CONFERENCE	2- 1	4- 0	0- 0				
2- 2	0- 1	0- 0	HOME	0- 1	2- 0	0- 0				
4- 1	0- 1	0- 0	AWAY	2- 0	2- 0	0- 0				
0- 0	0- 0	0- 0	NEUTRAL	0- 0	0- 0	0- 0				

RPI 1-25				RPI 26-50				RPI 51-100				RPI 101+			
RPI	S	Opponent	Score	RPI	S	Opponent	Score	RPI	S	Opponent	Score	RPI	S	Opponent	Score
2	A	South Carolina	82 91					63	H	Belmont	91 60	112	N	Wisconsin	68 64
18	H	Texas A&M	77 84					69	H	UT Martin	96 46	115	N	Fordham	71 59
								72	A	Alabama	66 48	118	H	Florida	79 57
								75	H	Georgia	55 64	121	A	Auburn	86 70
								84	H	Stony Brook	88 58	128	A	California	80 84
								99	A	Vanderbilt	100 66	142	H	Kansas St.	81 72
												148	A	Missouri	85 81
												148	H	Missouri	90 73
												158	H	New Orleans	82 52
												177	H	Little Rock	86 53
												244	H	Tulsa	91 41
												253	H	Oral Roberts	96 64
												333	H	McNeese	101 58
												342	H	Northwestern St.	99 39
LAST 10 Division I															
148	A	Missouri	85 81	148	H	Missouri	90 73								
72	A	Alabama	66 48	2	A	South Carolina	82 91								
118	H	Florida	79 57	121	A	Auburn	86 70								
75	H	Georgia	55 64	18	H	Texas A&M	77 84								
99	A	Vanderbilt	100 66	69	H	UT Martin	96 46								

Non-Div I Games:

Arkansas

■ Loss, 
 ■ Non-Conf, 
 ■ S Site, 
 ■ H Home 
 ■ A Away 
 N Neutral

Average RPI Win:	276	WON-LOST	WINNING	LAST 10	STRENGTH OF	OPP. STRENGTH	TEAM	ADJ.	CONF.	ADJ CONF.
Average RPI Loss:	146	RECORD	PCT. RANK	GAMES	SCHEDULE	OF SCHEDULE	RPI	RPI	RPI	RPI
DIV. I ONLY	8- 11	227	6-4	189	259	203	203	21	21	
DIV. I NON-CONF.	2- 8	295	0-1	97	240	245	245	20	20	
TOTALS	RPI 1-25	RPI 26-50	W-L RECORDS	RPI 51-100	RPI 101-150	RPI 150+				
8- 11	0- 2	0- 0	OVERALL	0- 0	1- 3	7- 6				
5- 1	0- 0	0- 0	HOME	0- 0	1- 1	4- 0				
3- 9	0- 2	0- 0	AWAY	0- 0	0- 1	3- 6				
0- 1	0- 0	0- 0	NEUTRAL	0- 0	0- 1	0- 0				
2- 8	0- 2	0- 0	NON-CONFERENCE	0- 0	0- 2	2- 4				
1- 1	0- 0	0- 0	HOME	0- 0	0- 1	1- 0				
1- 6	0- 2	0- 0	AWAY	0- 0	0- 0	1- 4				
0- 1	0- 0	0- 0	NEUTRAL	0- 0	0- 1	0- 0				
6- 3	0- 0	0- 0	CONFERENCE	0- 0	1- 1	5- 2				
4- 0	0- 0	0- 0	HOME	0- 0	1- 0	3- 0				
2- 3	0- 0	0- 0	AWAY	0- 0	0- 1	2- 2				
0- 0	0- 0	0- 0	NEUTRAL	0- 0	0- 0	0- 0				

RPI 1-25				RPI 26-50				RPI 51-100				RPI 101+ Team's RPI: 203			
RPI	S	Opponent	Score	RPI	S	Opponent	Score	RPI	S	Opponent	Score	RPI	S	Opponent	Score
7	A	Baylor	43 111									109	A	UT Arlington	44 71
20	A	DePaul	64 109									126	H	Coastal Caro.	63 61
												134	N	N.C. A&T	50 55
												138	H	Southeast Mo. St.	67 79
												152	A	Louisiana	43 83
												177	A	Little Rock	58 67
												179	A	Memphis	50 78
												206	A	Murray St.	62 77
												237	A	Louisiana Tech	54 67
												243	A	San Diego St.	71 62
												244	A	Tulsa	77 79
												275	A	Texas St.	56 53
												276	H	Appalachian St.	76 58
												295	H	Ga. Southern	69 62
												318	H	Ark.-Pine Bluff	81 60
												327	H	Georgia St.	70 68
												346	A	La.-Monroe	54 53
LAST 10 Division I															
346	A	La.-Monroe	54 53	295	H	Ga. Southern	69 62								
126	H	Coastal Caro.	63 61	327	H	Georgia St.	70 68								
152	A	Louisiana	43 83	275	A	Texas St.	56 53								
177	A	Little Rock	58 67	109	A	UT Arlington	44 71								
276	H	Appalachian St.	76 58	237	A	Louisiana Tech	54 67								

Non-Div I Games: Central Baptist 88 63

Arkansas St.

■ Loss, 
 ■ Non-Conf, S Site, 
 ■ Home 
 ■ Away 
 N Neutral



Army West Point

Through Games Of Feb. 3, 2020

Average RPI Win:	282	WON-LOST	WINNING	LAST 10	STRENGTH OF	OPP. STRENGTH	TEAM	ADJ.	CONF.	ADJ CONF.
Average RPI Loss:	149	RECORD	PCT. RANK	GAMES	SCHEDULE	OF SCHEDULE	RPI	RPI	RPI	RPI
DIV. I ONLY	5- 16	300	1-9	165	228	285	285	15	15	
DIV. I NON-CONF.	4- 7	225	0	236	290	254	254	15	15	
TOTALS	RPI 1-25	RPI 26-50	W-L RECORDS	RPI 51-100	RPI 101-150	RPI 150+				
5- 16	0- 1	0- 2	OVERALL	0- 3	1- 2	4- 8				
3- 7	0- 1	0- 0	HOME	0- 1	1- 2	2- 3				
2- 9	0- 0	0- 2	AWAY	0- 2	0- 0	2- 5				
0- 0	0- 0	0- 0	NEUTRAL	0- 0	0- 0	0- 0				
4- 7	0- 1	0- 2	NON-CONFERENCE	0- 0	0- 1	4- 3				
2- 3	0- 1	0- 0	HOME	0- 0	0- 1	2- 1				
2- 4	0- 0	0- 2	AWAY	0- 0	0- 0	2- 2				
0- 0	0- 0	0- 0	NEUTRAL	0- 0	0- 0	0- 0				
1- 9	0- 0	0- 0	CONFERENCE	0- 3	1- 1	0- 5				
1- 4	0- 0	0- 0	HOME	0- 1	1- 1	0- 2				
0- 5	0- 0	0- 0	AWAY	0- 2	0- 0	0- 3				
0- 0	0- 0	0- 0	NEUTRAL	0- 0	0- 0	0- 0				

RPI 1-25				RPI 26-50				RPI 51-100				RPI 101+ Team's RPI: 285			
RPI	S	Opponent	Score	RPI	S	Opponent	Score	RPI	S	Opponent	Score	RPI	S	Opponent	Score
22	H	TCU	52 66	31	A	Arizona St.	51 83	74	A	Bucknell	46 77	122	H	Holy Cross	61 48
				50	A	St. John's (NY)	60 96	74	H	Bucknell	52 63	136	H	Lehigh	65 94
								82	A	Colgate	93 100	144	H	William & Mary	65 77
												157	H	Lafayette	52 57
												163	H	Boston U.	66 72
												175	H	Columbia	62 71
												189	A	American	57 73
												217	A	Manhattan	56 86
												266	A	Loyola Maryland	59 68
												292	A	Navy	45 57
												305	A	St. Francis Brooklyn	64 70
												314	H	Bryant	81 75
												315	A	Air Force	68 66
												323	A	Fairleigh Dickinson	70 68
												334	H	LIU Brooklyn	67 60
LAST 10 Division I															
136	H	Lehigh	65 94	122	H	Holy Cross	61 48								
74	A	Bucknell	46 77	163	H	Boston U.	66 72								
292	A	Navy	45 57	189	A	American	57 73								
157	H	Lafayette	52 57	82	A	Colgate	93 100								
266	A	Loyola Maryland	59 68	74	H	Bucknell	52 63								

Non-Div I Games:

Army West Point

Loss, Non-Conf, S Site, H Home A Away N Neutral

Average RPI Win:	204	WON-LOST	WINNING	LAST 10	STRENGTH OF	OPP. STRENGTH	TEAM	ADJ.	CONF.	ADJ CONF.
Average RPI Loss:	58	RECORD	PCT. RANK	GAMES	SCHEDULE	OF SCHEDULE	RPI	RPI	RPI	RPI
DIV. I ONLY	8- 12	236	3-7	14	75	121	121	4	4	
DIV. I NON-CONF.	6- 5	151	1-0	20	187	73	73	5	5	
TOTALS	RPI 1-25	RPI 26-50	W-L RECORDS	RPI 51-100	RPI 101-150	RPI 150+				
8- 12	0- 3	0- 3	OVERALL	2- 4	1- 2	5- 0				
6- 4	0- 0	0- 2	HOME	1- 1	1- 1	4- 0				
1- 6	0- 3	0- 0	AWAY	0- 2	0- 1	1- 0				
1- 2	0- 0	0- 1	NEUTRAL	1- 1	0- 0	0- 0				
6- 5	0- 1	0- 2	NON-CONFERENCE	1- 1	1- 1	4- 0				
4- 1	0- 0	0- 1	HOME	0- 0	1- 0	3- 0				
1- 2	0- 1	0- 0	AWAY	0- 0	0- 1	1- 0				
1- 2	0- 0	0- 1	NEUTRAL	1- 1	0- 0	0- 0				
2- 7	0- 2	0- 1	CONFERENCE	1- 3	0- 1	1- 0				
2- 3	0- 0	0- 1	HOME	1- 1	0- 1	1- 0				
0- 4	0- 2	0- 0	AWAY	0- 2	0- 0	0- 0				
0- 0	0- 0	0- 0	NEUTRAL	0- 0	0- 0	0- 0				

RPI 1-25				RPI 26-50				RPI 51-100				RPI 101+ Team's RPI: 121			
RPI	S	Opponent	Score	RPI	S	Opponent	Score	RPI	S	Opponent	Score	RPI	S	Opponent	Score
14	A	Mississippi St.	73 78	28	N	Drake	82 83	60	N	Middle Tenn.	50 73	109	A	UAB	75 80
22	A	TCU	65 80	29	H	Old Dominion	77 89	72	H	Alabama	48 75	118	H	Florida	63 83
24	A	Kentucky	61 68	41	H	Arkansas	70 86	75	A	Georgia	50 61	147	H	Bethune-Cookman	74 56
								78	N	Dayton	76 74	208	H	Saint Joseph's	66 62
								99	A	Vanderbilt	55 77	250	A	South Alabama	82 62
								99	H	Vanderbilt	70 62	269	H	Wofford	84 82
												272	H	Ole Miss	59 43
												307	H	Jacksonville St.	62 53
LAST 10 Division I															
99	H	Vanderbilt	70 62	72	H	Alabama	48 75								
14	A	Mississippi St.	73 78	118	H	Florida	63 83								
24	A	Kentucky	61 68	41	H	Arkansas	70 86								
272	H	Ole Miss	59 43	99	A	Vanderbilt	55 77								
75	A	Georgia	50 61	307	H	Jacksonville St.	62 53								

Non-Div I Games:

Auburn

■ Loss, 
 ■ Non-Conf, S Site, 
 ■ Home 
 ■ Away 
 N Neutral

Average RPI Win:	269	WON-LOST	WINNING	LAST 10	STRENGTH OF	OPP. STRENGTH	TEAM	ADJ.	CONF.	ADJ CONF.
Average RPI Loss:	117	RECORD	PCT. RANK	GAMES	SCHEDULE	OF SCHEDULE	RPI	RPI	RPI	RPI
DIV. I ONLY	10- 9	163	3-7	234	300	196	196	19	19	
DIV. I NON-CONF.	7- 2	54	0	289	280	96	96	22	22	
TOTALS	RPI 1-25	RPI 26-50	W-L RECORDS	RPI 51-100	RPI 101-150	RPI 150+				
10- 9	0- 1	0- 0	OVERALL	1- 3	0- 2	9- 3				
4- 4	0- 0	0- 0	HOME	1- 2	0- 1	3- 1				
5- 5	0- 1	0- 0	AWAY	0- 1	0- 1	5- 2				
1- 0	0- 0	0- 0	NEUTRAL	0- 0	0- 0	1- 0				
7- 2	0- 1	0- 0	NON-CONFERENCE	1- 0	0- 0	6- 1				
2- 0	0- 0	0- 0	HOME	1- 0	0- 0	1- 0				
4- 2	0- 1	0- 0	AWAY	0- 0	0- 0	4- 1				
1- 0	0- 0	0- 0	NEUTRAL	0- 0	0- 0	1- 0				
3- 7	0- 0	0- 0	CONFERENCE	0- 3	0- 2	3- 2				
2- 4	0- 0	0- 0	HOME	0- 2	0- 1	2- 1				
1- 3	0- 0	0- 0	AWAY	0- 1	0- 1	1- 1				
0- 0	0- 0	0- 0	NEUTRAL	0- 0	0- 0	0- 0				

RPI S	Opponent	Score	RPI S	Opponent	Score	RPI S	Opponent	Score	RPI S	Opponent	Score	Team's RPI: 196
24	A Kentucky	52 81				63	H Belmont	52 53	138	A Southeast Mo. St.	43 81	
						69	A UT Martin	61 65	138	H Southeast Mo. St.	66 79	
						69	H UT Martin	61 69	162	A Illinois	62 76	
						71	H Illinois St.	77 72	164	A Tennessee Tech	49 58	
									183	N Binghamton	80 63	
									219	A Chattanooga	50 49	
									228	H Eastern Ill.	47 76	
									281	A Alabama A&M	67 61	
									282	A FIU	58 56	
									307	A Jacksonville St.	63 57	
									324	H Evansville	80 64	
									328	H SIUE	74 61	
									340	H Tennessee St.	76 58	
									351	A Mississippi Val.	100 82	
LAST 10 Division I												
228	H Eastern Ill.	47 76	138	A Southeast Mo. St.	43 81							
328	H SIUE	74 61	307	A Jacksonville St.	63 57							
63	H Belmont	52 53	164	A Tennessee Tech	49 58							
340	H Tennessee St.	76 58	69	H UT Martin	61 69							
69	A UT Martin	61 65	138	H Southeast Mo. St.	66 79							

Non-Div I Games: Christian Bros. 82 62 Ky. Wesleyan 103 70

Austin Peay

Loss, Non-Conf, S Site, H Home A Away N Neutral

Average RPI Win:	189	WON-LOST	WINNING	LAST 10	STRENGTH OF	OPP. STRENGTH	TEAM	ADJ.	CONF.	ADJ CONF.
Average RPI Loss:	62	RECORD	PCT. RANK	GAMES	SCHEDULE	OF SCHEDULE	RPI	RPI	RPI	RPI
DIV. I ONLY	12- 8	110	7-3	52	90	65	65	11	11	
DIV. I NON-CONF.	4- 5	195	0	66	53	114	114	11	11	
TOTALS	RPI 1-25	RPI 26-50	W-L RECORDS	RPI 51-100	RPI 101-150	RPI 150+				
12- 8	0- 3	0- 1	OVERALL	1- 1	3- 2	8- 1				
5- 3	0- 1	0- 0	HOME	0- 0	1- 1	4- 1				
6- 4	0- 1	0- 1	AWAY	1- 1	1- 1	4- 0				
1- 1	0- 1	0- 0	NEUTRAL	0- 0	1- 0	0- 0				
4- 5	0- 1	0- 1	NON-CONFERENCE	1- 1	1- 2	2- 0				
2- 1	0- 0	0- 0	HOME	0- 0	0- 1	2- 0				
1- 3	0- 0	0- 1	AWAY	1- 1	0- 1	0- 0				
1- 1	0- 1	0- 0	NEUTRAL	0- 0	1- 0	0- 0				
8- 3	0- 2	0- 0	CONFERENCE	0- 0	2- 0	6- 1				
3- 2	0- 1	0- 0	HOME	0- 0	1- 0	2- 1				
5- 1	0- 1	0- 0	AWAY	0- 0	1- 0	4- 0				
0- 0	0- 0	0- 0	NEUTRAL	0- 0	0- 0	0- 0				

RPI 1-25				RPI 26-50				RPI 51-100				RPI 101+			
RPI	S	Opponent	Score	RPI	S	Opponent	Score	RPI	S	Opponent	Score	RPI	S	Opponent	Score
5	A	Gonzaga	44 59	31	A	Arizona St.	52 60	70	A	Fresno St.	71 65	101	A	Boise St.	55 66
5	H	Gonzaga	43 55					83	A	Washington St.	50 67	104	H	Utah	73 77
11	N	Oregon St.	34 65									108	A	Pacific	76 66
												124	H	San Diego	52 36
												137	N	San Jose St.	75 56
												154	A	Portland	66 54
												154	H	Portland	48 57
												172	A	Saint Mary's (CA)	65 55
												181	H	Santa Clara	71 48
												218	A	Pepperdine	65 47
												223	H	San Francisco	57 44
												262	A	LMU (CA)	59 44
												293	H	Utah St.	67 50
												326	H	Utah Valley	71 57
LAST 10 Division I															
5	A	Gonzaga	44 59	108	A	Pacific	76 66								
154	A	Portland	66 54	124	H	San Diego	52 36								
181	H	Santa Clara	71 48	154	H	Portland	48 57								
223	H	San Francisco	57 44	5	H	Gonzaga	43 55								
172	A	Saint Mary's (CA)	65 55	218	A	Pepperdine	65 47								

Non-Div I Games: Tex. A&amp;M-Kingsville90 38

BYU

Loss, Non-Conf, S Site, H Home A Away N Neutral

Average RPI Win:	178	WON-LOST	WINNING	LAST 10	STRENGTH OF	OPP. STRENGTH	TEAM	ADJ.	CONF.	ADJ CONF.
Average RPI Loss:	69	RECORD	PCT. RANK	GAMES	SCHEDULE	OF SCHEDULE	RPI	RPI	RPI	RPI
DIV. I ONLY	13- 7	84	7-3	116	95	76	76	10	10	
DIV. I NON-CONF.	7- 4	100	1-0	187	73	104	104	10	10	
TOTALS	RPI 1-25	RPI 26-50	W-L RECORDS	RPI 51-100	RPI 101-150	RPI 150+				
13- 7	0- 1	0- 1	OVERALL	2- 3	3- 2	8- 0				
7- 1	0- 0	0- 1	HOME	2- 0	1- 0	4- 0				
3- 5	0- 1	0- 0	AWAY	0- 3	0- 1	3- 0				
3- 1	0- 0	0- 0	NEUTRAL	0- 0	2- 1	1- 0				
7- 4	0- 0	0- 1	NON-CONFERENCE	1- 2	2- 1	4- 0				
2- 1	0- 0	0- 1	HOME	1- 0	0- 0	1- 0				
2- 2	0- 0	0- 0	AWAY	0- 2	0- 0	2- 0				
3- 1	0- 0	0- 0	NEUTRAL	0- 0	2- 1	1- 0				
6- 3	0- 1	0- 0	CONFERENCE	1- 1	1- 1	4- 0				
5- 0	0- 0	0- 0	HOME	1- 0	1- 0	3- 0				
1- 3	0- 1	0- 0	AWAY	0- 1	0- 1	1- 0				
0- 0	0- 0	0- 0	NEUTRAL	0- 0	0- 0	0- 0				

RPI 1-25				RPI 26-50				RPI 51-100 Team's RPI: 76				RPI 101+			
RPI	S	Opponent	Score	RPI	S	Opponent	Score	RPI	S	Opponent	Score	RPI	S	Opponent	Score
17	A	Central Mich.	39 66	32	H	Western Ky.	86 91	52	A	IUPUI	48 65	112	N	Wisconsin	56 67
								68	A	Ohio	71 79	113	A	Kent St.	68 69
								89	A	Cincinnati	56 63	113	H	Kent St.	66 62
								91	H	Buffalo	69 65	131	N	Providence	52 51
								94	H	Butler	74 70	136	N	Lehigh	54 52
												156	H	Western Mich.	68 65
												167	H	Eastern Mich.	59 54
												171	H	Miami (OH)	80 63
												204	A	New Mexico	70 57
												231	A	Bowling Green	86 80
												240	H	Xavier	70 49
												262	N	LMU (CA)	77 72
												320	A	Purdue Fort Wayne	83 52
LAST 10 Division I															
156	H	Western Mich.	68 65	17	A	Central Mich.	39 66								
113	A	Kent St.	68 69	167	H	Eastern Mich.	59 54								
171	H	Miami (OH)	80 63	231	A	Bowling Green	86 80								
91	H	Buffalo	69 65	113	H	Kent St.	66 62								
68	A	Ohio	71 79	204	A	New Mexico	70 57								

Non-Div I Games: Urbana 84 49

Ball St.

■ Loss, 
 ■ Non-Conf, S Site, 
 ■ Home 
 ■ Away 
 N Neutral

BaylorB  
a  
y  
l  
o  
r

Baylor

Page 22

# Belmont

Through Games Of Feb. 3, 2020

Average RPI Win:	200	WON-LOST	WINNING	LAST 10	STRENGTH OF	OPP. STRENGTH	TEAM	ADJ.	CONF.	ADJ CONF.
Average RPI Loss:	87	RECORD	PCT. RANK	GAMES	SCHEDULE	OF SCHEDULE	RPI	RPI	RPI	RPI
DIV. I ONLY	13- 8	103	8-2	66	160	63	63	19	19	
DIV. I NON-CONF.	5- 6	187	0	29	22	86	86	22	22	
TOTALS	RPI 1-25	RPI 26-50	W-L RECORDS	RPI 51-100	RPI 101-150	RPI 150+				
13- 8	0- 1	0- 4	OVERALL	2- 1	1- 0	10- 2				
8- 0	0- 0	0- 0	HOME	2- 0	0- 0	6- 0				
5- 6	0- 0	0- 3	AWAY	0- 1	1- 0	4- 2				
0- 2	0- 1	0- 1	NEUTRAL	0- 0	0- 0	0- 0				
5- 6	0- 1	0- 4	NON-CONFERENCE	2- 0	0- 0	3- 1				
4- 0	0- 0	0- 0	HOME	2- 0	0- 0	2- 0				
1- 4	0- 0	0- 3	AWAY	0- 0	0- 0	1- 1				
0- 2	0- 1	0- 1	NEUTRAL	0- 0	0- 0	0- 0				
8- 2	0- 0	0- 0	CONFERENCE	0- 1	1- 0	7- 1				
4- 0	0- 0	0- 0	HOME	0- 0	0- 0	4- 0				
4- 2	0- 0	0- 0	AWAY	0- 1	1- 0	3- 1				
0- 0	0- 0	0- 0	NEUTRAL	0- 0	0- 0	0- 0				

RPI S	Opponent	Score	RPI S	Opponent	Score	RPI S	Opponent	Score	RPI S	Opponent	Score
8 N	Maryland	26 90	32 A	Western Ky.	46 77	60 H	Middle Tenn.	68 57	138 A	Southeast Mo. St.	57 45
			34 N	Virginia Tech	58 60	62 H	UCF	72 37	164 A	Tennessee Tech	59 47
			35 A	Marquette	51 53	69 A	UT Martin	57 74	169 A	Toledo	48 53
			41 A	Arkansas	60 91				196 A	Austin Peay	53 52
									206 A	Murray St.	86 56
									209 H	Northern Ky.	62 45
									219 H	Chattanooga	63 50
									228 H	Eastern Ill.	69 45
									252 H	Morehead St.	71 62
									263 A	Lipscomb	69 68
									277 H	Eastern Ky.	68 48
									307 A	Jacksonville St.	41 60
									328 H	SIUE	69 48
LAST 10 Division I											
307 A	Jacksonville St.	41 60	277 H	Eastern Ky.	68 48						
164 A	Tennessee Tech	59 47	69 A	UT Martin	57 74						
196 A	Austin Peay	53 52	138 A	Southeast Mo. St.	57 45						
206 A	Murray St.	86 56	228 H	Eastern Ill.	69 45						
252 H	Morehead St.	71 62	328 H	SIUE	69 48						

Non-Div I Games:

Belmont

Loss, Non-Conf, S Site, H Home A Away N Neutral

Average RPI Win:	277	WON-LOST	WINNING	LAST 10	STRENGTH OF	OPP. STRENGTH	TEAM	ADJ.	CONF.	ADJ CONF.
Average RPI Loss:	89	RECORD	PCT. RANK	GAMES	SCHEDULE	OF SCHEDULE	RPI	RPI	RPI	RPI
DIV. I ONLY	13- 5	51	8-2	322	264	147	147	30	30	
DIV. I NON-CONF.	6- 4	123	1-1	258	90	148	148	30	30	
TOTALS	RPI 1-25	RPI 26-50	W-L RECORDS	RPI 51-100	RPI 101-150	RPI 150+				
13- 5	0- 1	0- 0	OVERALL	0- 2	1- 1	12- 1				
4- 2	0- 1	0- 0	HOME	0- 1	0- 0	4- 0				
8- 3	0- 0	0- 0	AWAY	0- 1	1- 1	7- 1				
1- 0	0- 0	0- 0	NEUTRAL	0- 0	0- 0	1- 0				
6- 4	0- 1	0- 0	NON-CONFERENCE	0- 2	0- 1	6- 0				
1- 2	0- 1	0- 0	HOME	0- 1	0- 0	1- 0				
4- 2	0- 0	0- 0	AWAY	0- 1	0- 1	4- 0				
1- 0	0- 0	0- 0	NEUTRAL	0- 0	0- 0	1- 0				
7- 1	0- 0	0- 0	CONFERENCE	0- 0	1- 0	6- 1				
3- 0	0- 0	0- 0	HOME	0- 0	0- 0	3- 0				
4- 1	0- 0	0- 0	AWAY	0- 0	1- 0	3- 1				
0- 0	0- 0	0- 0	NEUTRAL	0- 0	0- 0	0- 0				

RPI 1-25				RPI 26-50				RPI 51-100				RPI 101+ Team's RPI: 147			
RPI	S	Opponent	Score	RPI	S	Opponent	Score	RPI	S	Opponent	Score	RPI	S	Opponent	Score
17	H	Central Mich.	67 92					64	H	Troy	62 68	121	A	Auburn	56 74
								72	A	Alabama	49 60	134	A	N.C. A&T	69 58
												173	A	Norfolk St.	51 61
												182	A	Jacksonville	53 52
												226	A	Stetson	59 55
												229	H	Morgan St.	74 65
												273	A	Howard	75 59
												276	N	Appalachian St.	61 44
												282	A	FIU	65 60
												295	H	Ga. Southern	75 57
												322	H	N.C. Central	73 52
												339	A	Charleston So.	81 41
												343	H	Coppin St.	82 51
												347	A	Florida A&M	78 57
												350	A	South Carolina St.	66 55
LAST 10 Division I															
347	A	Florida A&M	78 57	343	H	Coppin St.	82 51								
350	A	South Carolina St.	66 55	273	A	Howard	75 59								
134	A	N.C. A&T	69 58	173	A	Norfolk St.	51 61								
322	H	N.C. Central	73 52	17	H	Central Mich.	67 92								
229	H	Morgan St.	74 65	226	A	Stetson	59 55								

Non-Div I Games: Edward Waters 79 46 Palm Beach Atl. 68 45

Bethune-Cookman

Loss, Non-Conf, S Site, H Home A Away N Neutral



Binghamton

Through Games Of Feb. 3, 2020

Average RPI Win:	267	WON-LOST	WINNING	LAST 10	STRENGTH OF	OPP. STRENGTH	TEAM	ADJ.	CONF.	ADJ CONF.
Average RPI Loss:	190	RECORD	PCT. RANK	GAMES	SCHEDULE	OF SCHEDULE	RPI	RPI	RPI	RPI
DIV. I ONLY	14- 6	59	6-4	339	280	183	183	27	27	
DIV. I NON-CONF.	10- 2	29	2-0	325	248	119	119	27	27	
TOTALS	RPI 1-25	RPI 26-50	W-L RECORDS	RPI 51-100	RPI 101-150	RPI 150+				
14- 6	0- 0	0- 0	OVERALL	0- 2	1- 0	13- 4				
7- 2	0- 0	0- 0	HOME	0- 1	0- 0	7- 1				
6- 3	0- 0	0- 0	AWAY	0- 1	1- 0	5- 2				
1- 1	0- 0	0- 0	NEUTRAL	0- 0	0- 0	1- 1				
10- 2	0- 0	0- 0	NON-CONFERENCE	0- 1	1- 0	9- 1				
5- 0	0- 0	0- 0	HOME	0- 0	0- 0	5- 0				
4- 1	0- 0	0- 0	AWAY	0- 1	1- 0	3- 0				
1- 1	0- 0	0- 0	NEUTRAL	0- 0	0- 0	1- 1				
4- 4	0- 0	0- 0	CONFERENCE	0- 1	0- 0	4- 3				
2- 2	0- 0	0- 0	HOME	0- 1	0- 0	2- 1				
2- 2	0- 0	0- 0	AWAY	0- 0	0- 0	2- 2				
0- 0	0- 0	0- 0	NEUTRAL	0- 0	0- 0	0- 0				

RPI 1-25			RPI 26-50			RPI 51-100			RPI 101+			Team's RPI: 183
RPI	S	Opponent	Score	RPI	S	Opponent	Score	RPI	S	Opponent	Score	
						59	A Miami (FL)	56	79	139	A Cornell	59 56
						84	H Stony Brook	60	67	157	H Lafayette	74 64
										167	H Eastern Mich.	78 67
										196	N Austin Peay	63 80
										201	H UMass Lowell	56 66
										246	H Maine	73 63
										249	H Niagara	74 55
										261	A Delaware St.	75 66
										270	A New Hampshire	63 53
										290	A Vermont	62 65
										291	H St. Bonaventure	78 67
										302	A UMBC	61 43
										308	A Siena	89 62
										312	A Albany (NY)	53 56
										323	A Fairleigh Dickinson	60 48
										330	H NJIT	75 40
										345	H Hartford	80 44
										348	N Grambling	88 67
LAST 10 Division I												
						345	H Hartford	80	44	201	H UMass Lowell	56 66
						270	A New Hampshire	63	53	302	A UMBC	61 43
						84	H Stony Brook	60	67	312	A Albany (NY)	53 56
						246	H Maine	73	63	330	H NJIT	75 40
						290	A Vermont	62	65	348	N Grambling	88 67

Non-Div I Games: Bloomsburg 70 45

Binghamton

Loss, Non-Conf, S Site, H Home A Away N Neutral

Average RPI Win:	239	WON-LOST	WINNING	LAST 10	STRENGTH OF	OPP. STRENGTH	TEAM	ADJ.	CONF.	ADJ CONF.
Average RPI Loss:	87	RECORD	PCT. RANK	GAMES	SCHEDULE	OF SCHEDULE	RPI	RPI	RPI	RPI
DIV. I ONLY	13- 8	103	6-4	121	158	101	101	17	17	
DIV. I NON-CONF.	6- 4	123	1-0	59	41	74	74	24	24	
TOTALS	RPI 1-25	RPI 26-50	W-L RECORDS	RPI 51-100	RPI 101-150	RPI 150+				
13- 8	0- 3	0- 0	OVERALL	1- 2	1- 1	11- 2				
8- 3	0- 1	0- 0	HOME	1- 2	0- 0	7- 0				
5- 5	0- 2	0- 0	AWAY	0- 0	1- 1	4- 2				
0- 0	0- 0	0- 0	NEUTRAL	0- 0	0- 0	0- 0				
6- 4	0- 3	0- 0	NON-CONFERENCE	1- 1	1- 0	4- 0				
4- 2	0- 1	0- 0	HOME	1- 1	0- 0	3- 0				
2- 2	0- 2	0- 0	AWAY	0- 0	1- 0	1- 0				
0- 0	0- 0	0- 0	NEUTRAL	0- 0	0- 0	0- 0				
7- 4	0- 0	0- 0	CONFERENCE	0- 1	0- 1	7- 2				
4- 1	0- 0	0- 0	HOME	0- 1	0- 0	4- 0				
3- 3	0- 0	0- 0	AWAY	0- 0	0- 1	3- 2				
0- 0	0- 0	0- 0	NEUTRAL	0- 0	0- 0	0- 0				

RPI 1-25				RPI 26-50				RPI 51-100				RPI 101+ Team's RPI: 101			
RPI	S	Opponent	Score	RPI	S	Opponent	Score	RPI	S	Opponent	Score	RPI	S	Opponent	Score
3	A	Louisville	82 98					65	H	BYU	66 55	109	A	UAB	83 81
9	H	Missouri St.	69 72					70	H	Fresno St.	80 85	137	A	San Jose St.	61 74
22	A	TCU	65 77					83	H	Washington St.	68 80	186	H	Portland St.	82 57
												187	A	UNLV	65 66
												188	A	Wyoming	68 73
												204	H	New Mexico	83 82
												218	H	Pepperdine	76 74
												243	H	San Diego St.	86 72
												267	A	Colorado St.	72 69
												289	A	Nevada	83 72
												289	H	Nevada	54 40
												293	A	Utah St.	65 59
												309	A	Eastern Wash.	63 61
												315	H	Air Force	70 61
												326	H	Utah Valley	77 69
LAST 10 Division I															
289	A	Nevada	83 72	243	H	San Diego St.	86 72								
137	A	San Jose St.	61 74	187	A	UNLV	65 66								
70	H	Fresno St.	80 85	289	H	Nevada	54 40								
293	A	Utah St.	65 59	188	A	Wyoming	68 73								
315	H	Air Force	70 61	218	H	Pepperdine	76 74								

Non-Div I Games: Lewis-Clark St. 88 34 Western Ore. 75 32

Boise St.

Loss, Non-Conf, S Site, H Home A Away N Neutral

Boston College

Through Games Of Feb. 3, 2020

Average RPI Win:	161	WON-LOST	WINNING	LAST 10	STRENGTH OF	OPP. STRENGTH	TEAM	ADJ.	CONF.	ADJ CONF.
Average RPI Loss:	53	RECORD	PCT. RANK	GAMES	SCHEDULE	OF SCHEDULE	RPI	RPI	RPI	RPI
DIV. I ONLY	12- 9	128	6-4	41	51	61	61	5	5	
DIV. I NON-CONF.	7- 4	100	1-0	85	139	68	68	3	3	
TOTALS	RPI 1-25	RPI 26-50	W-L RECORDS	RPI 51-100	RPI 101-150	RPI 150+				
12- 9	1- 3	0- 3	OVERALL	2- 1	3- 2	6- 0				
6- 3	0- 2	0- 1	HOME	1- 0	1- 0	4- 0				
5- 5	1- 1	0- 2	AWAY	1- 0	1- 2	2- 0				
1- 1	0- 0	0- 0	NEUTRAL	0- 1	1- 0	0- 0				
7- 4	0- 1	0- 0	NON-CONFERENCE	0- 1	2- 2	5- 0				
5- 0	0- 0	0- 0	HOME	0- 0	1- 0	4- 0				
1- 3	0- 1	0- 0	AWAY	0- 0	0- 2	1- 0				
1- 1	0- 0	0- 0	NEUTRAL	0- 1	1- 0	0- 0				
5- 5	1- 2	0- 3	CONFERENCE	2- 0	1- 0	1- 0				
1- 3	0- 2	0- 1	HOME	1- 0	0- 0	0- 0				
4- 2	1- 0	0- 2	AWAY	1- 0	1- 0	1- 0				
0- 0	0- 0	0- 0	NEUTRAL	0- 0	0- 0	0- 0				

RPI 1-25				RPI 26-50				RPI 51-100 Team's RPI: 61				RPI 101+			
RPI	S	Opponent	Score	RPI	S	Opponent	Score	RPI	S	Opponent	Score	RPI	S	Opponent	Score
3	H	Louisville	70 81	34	A	Virginia Tech	49 70	66	N	Charlotte	68 84	105	A	Notre Dame	75 65
15	H	NC State	54 72	42	A	Duke	73 85	87	A	Georgia Tech	55 48	106	H	VCU	87 52
16	A	Northwestern	63 66	45	H	Virginia	52 69	92	H	Wake Forest	67 54	122	A	Holy Cross	71 80
23	A	Florida St.	65 56									131	A	Providence	60 76
												140	N	Tulane	89 76
												163	A	Boston U.	88 57
												178	H	Rhode Island	66 55
												201	H	UMass Lowell	89 46
												261	H	Delaware St.	109 69
												268	A	Pittsburgh	79 70
												305	H	St. Francis Brooklyn	106 69
LAST 10 Division I															
92	H	Wake Forest	67 54	45	H	Virginia	52 69								
23	A	Florida St.	65 56	105	A	Notre Dame	75 65								
34	A	Virginia Tech	49 70	268	A	Pittsburgh	79 70								
87	A	Georgia Tech	55 48	15	H	NC State	54 72								
3	H	Louisville	70 81	261	H	Delaware St.	109 69								

Non-Div I Games:

Boston College

Loss, Non-Conf, S Site, H Home A Away N Neutral

Average RPI Win: <b>211</b>	WON-LOST	WINNING	LAST 10	STRENGTH OF	OPP. STRENGTH	TEAM	ADJ.	CONF.	ADJ CONF.
Average RPI Loss: <b>136</b>	RECORD	PCT. RANK	GAMES	SCHEDULE	OF SCHEDULE	RPI	RPI	RPI	RPI
DIV. I ONLY	<b>11- 10</b>	<b>171</b>	<b>6-4</b>	<b>168</b>	<b>161</b>	<b>163</b>	<b>163</b>	<b>15</b>	<b>15</b>
DIV. I NON-CONF.	<b>5- 6</b>	<b>187</b>	<b>0</b>	<b>161</b>	<b>169</b>	<b>186</b>	<b>186</b>	<b>15</b>	<b>15</b>
TOTALS	RPI 1-25	RPI 26-50	W-L RECORDS	RPI 51-100	RPI 101-150	RPI 150+			
11- 10	0- 0	0- 0	OVERALL	1- 3	2- 4	8- 3			
6- 5	0- 0	0- 0	HOME	1- 3	2- 2	3- 0			
5- 5	0- 0	0- 0	AWAY	0- 0	0- 2	5- 3			
0- 0	0- 0	0- 0	NEUTRAL	0- 0	0- 0	0- 0			
5- 6	0- 0	0- 0	NON-CONFERENCE	0- 2	1- 3	4- 1			
2- 4	0- 0	0- 0	HOME	0- 2	1- 2	1- 0			
3- 2	0- 0	0- 0	AWAY	0- 0	0- 1	3- 1			
0- 0	0- 0	0- 0	NEUTRAL	0- 0	0- 0	0- 0			
6- 4	0- 0	0- 0	CONFERENCE	1- 1	1- 1	4- 2			
4- 1	0- 0	0- 0	HOME	1- 1	1- 0	2- 0			
2- 3	0- 0	0- 0	AWAY	0- 0	0- 1	2- 2			
0- 0	0- 0	0- 0	NEUTRAL	0- 0	0- 0	0- 0			

RPI 1-25			RPI 26-50			RPI 51-100			RPI 101+			Team's RPI: 163
RPI	S	Opponent	Score	RPI	S	Opponent	Score	RPI	S	Opponent	Score	
						61	H Boston College	57	88	122	H Holy Cross	76 70
						74	H Bucknell	52	48	125	H Harvard	39 66
						81	H Marist	75	89	127	H Massachusetts	45 58
						82	H Colgate	61	70	128	A California	62 73
										129	H Northeastern	72 56
										136	A Lehigh	34 51
										157	A Lafayette	57 59
										166	H Dartmouth	74 56
										168	A UC Davis	68 75
										189	H American	59 44
										246	A Maine	62 49
										266	A Loyola Maryland	41 39
										266	H Loyola Maryland	44 42
										270	A New Hampshire	78 64
										285	A Army West Point	72 66
										292	A Navy	41 46
										312	A Albany (NY)	60 58
LAST 10 Division I												
						74	H Bucknell	52	48	266	H Loyola Maryland	44 42
						266	A Loyola Maryland	41	39	285	A Army West Point	72 66
						122	H Holy Cross	76	70	136	A Lehigh	34 51
						292	A Navy	41	46	189	H American	59 44
						82	H Colgate	61	70	157	A Lafayette	57 59

Non-Div I Games:

Boston U.

■ Loss, 
 ■ Non-Conf, 
 ■ S Site, 
 ■ H Home 
 ■ A Away 
 N Neutral

## Bowling Green

Through Games Of Feb. 3, 2020

Average RPI Win:	234	WON-LOST	WINNING	LAST 10	STRENGTH OF	OPP. STRENGTH	TEAM	ADJ.	CONF.	ADJ CONF.
Average RPI Loss:	134	RECORD	PCT. RANK	GAMES	SCHEDULE	OF SCHEDULE	RPI	RPI	RPI	RPI
DIV. I ONLY	6- 12	263	1-9	148	168	231	231	10	10	
DIV. I NON-CONF.	5- 5	164	0-2	213	222	163	163	10	10	
TOTALS	RPI 1-25	RPI 26-50	W-L RECORDS	RPI 51-100	RPI 101-150	RPI 150+				
6- 12	0- 0	0- 1	OVERALL	0- 3	0- 2	6- 6				
3- 3	0- 0	0- 0	HOME	0- 1	0- 0	3- 2				
2- 7	0- 0	0- 1	AWAY	0- 2	0- 1	2- 3				
1- 2	0- 0	0- 0	NEUTRAL	0- 0	0- 1	1- 1				
5- 5	0- 0	0- 1	NON-CONFERENCE	0- 0	0- 2	5- 2				
2- 0	0- 0	0- 0	HOME	0- 0	0- 0	2- 0				
2- 3	0- 0	0- 1	AWAY	0- 0	0- 1	2- 1				
1- 2	0- 0	0- 0	NEUTRAL	0- 0	0- 1	1- 1				
1- 7	0- 0	0- 0	CONFERENCE	0- 3	0- 0	1- 4				
1- 3	0- 0	0- 0	HOME	0- 1	0- 0	1- 2				
0- 4	0- 0	0- 0	AWAY	0- 2	0- 0	0- 2				
0- 0	0- 0	0- 0	NEUTRAL	0- 0	0- 0	0- 0				

RPI S	Opponent	Score	RPI S	Opponent	Score	RPI S	Opponent	Score	RPI S	Opponent	Score	Team's RPI: 231
33	A Purdue	74 81	68	A Ohio	69 79	117	A Loyola Chicago	76 84	135	N Green Bay	54 73	
			76	H Ball St.	80 86	156	H Western Mich.	72 63	159	A Valparaiso	90 95	
			91	A Buffalo	59 65	167	A Eastern Mich.	61 78	169	A Toledo	72 79	
						171	H Miami (OH)	59 80	195	H Cleveland St.	89 62	
						197	H Akron	73 76	223	N San Francisco	56 64	
						242	A Milwaukee	63 51	252	H Morehead St.	79 65	
						258	A Marshall	82 69	300	N California Baptist	98 60	
LAST 10 Division I												
171	H Miami (OH)	59 80	197	H Akron	73 76							
68	A Ohio	69 79	76	H Ball St.	80 86							
156	H Western Mich.	72 63	167	A Eastern Mich.	61 78							
169	A Toledo	72 79	33	A Purdue	74 81							
91	A Buffalo	59 65	117	A Loyola Chicago	76 84							

Non-Div I Games: Davis &amp; Elkins 91 52 Notre Dame (OH) 88 54

Bowling Green

■ Loss, 
 ■ Non-Conf, 
 ■ S Site, 
 ■ H Home 
 ■ A Away 
 N Neutral

## Bradley

Through Games Of Feb. 3, 2020

Average RPI Win:	188	WON-LOST	WINNING	LAST 10	STRENGTH OF	OPP. STRENGTH	TEAM	ADJ.	CONF.	ADJ CONF.
Average RPI Loss:	59	RECORD	PCT. RANK	GAMES	SCHEDULE	OF SCHEDULE	RPI	RPI	RPI	RPI
DIV. I ONLY	15- 4	35	8-2	182	98	53	53	7	7	
DIV. I NON-CONF.	8- 2	52	1-0	296	147	101	101	7	7	
TOTALS	RPI 1-25	RPI 26-50	W-L RECORDS	RPI 51-100	RPI 101-150	RPI 150+				
15- 4	0- 1	1- 1	OVERALL	2- 1	2- 1	10- 0				
8- 0	0- 0	1- 0	HOME	2- 0	0- 0	5- 0				
4- 3	0- 1	0- 1	AWAY	0- 1	1- 0	3- 0				
3- 1	0- 0	0- 0	NEUTRAL	0- 0	1- 1	2- 0				
8- 2	0- 0	0- 1	NON-CONFERENCE	0- 0	1- 1	7- 0				
3- 0	0- 0	0- 0	HOME	0- 0	0- 0	3- 0				
2- 1	0- 0	0- 1	AWAY	0- 0	0- 0	2- 0				
3- 1	0- 0	0- 0	NEUTRAL	0- 0	1- 1	2- 0				
7- 2	0- 1	1- 0	CONFERENCE	2- 1	1- 0	3- 0				
5- 0	0- 0	1- 0	HOME	2- 0	0- 0	2- 0				
2- 2	0- 1	0- 0	AWAY	0- 1	1- 0	1- 0				
0- 0	0- 0	0- 0	NEUTRAL	0- 0	0- 0	0- 0				

RPI 1-25				RPI 26-50				RPI 51-100				Team's RPI: 53	RPI 101+			
RPI	S	Opponent	Score	RPI	S	Opponent	Score	RPI	S	Opponent	Score		RPI	S	Opponent	Score
9	A	Missouri St.	56 90	28	H	Drake	77 76	51	H	UNI	61 47		107	N	Liberty	63 75
				40	A	Michigan	57 77	71	H	Illinois St.	76 61		117	A	Loyola Chicago	60 47
								80	A	Southern Ill.	50 64		130	N	Richmond	61 57
													159	A	Valparaiso	75 61
													160	H	Jackson St.	78 69
													171	H	Miami (OH)	79 68
													215	A	Western Ill.	84 49
													236	N	George Mason	61 59
													279	H	Indiana St.	91 75
													280	A	Oakland	74 58
													286	H	North Dakota St.	70 64
													309	N	Eastern Wash.	66 46
													324	H	Evansville	82 51
LAST 10 Division I																
				80	A	Southern Ill.	50 64	117	A	Loyola Chicago	60 47					
				9	A	Missouri St.	56 90	71	H	Illinois St.	76 61					
				28	H	Drake	77 76	279	H	Indiana St.	91 75					
				51	H	UNI	61 47	324	H	Evansville	82 51					
				159	A	Valparaiso	75 61	309	N	Eastern Wash.	66 46					

Non-Div I Games: Eureka 101 39

Bradley

■ Loss, 
 ■ Non-Conf, S Site, 
 ■ Home 
 ■ Away 
 N Neutral

Average RPI Win:	277	WON-LOST	WINNING	LAST 10	STRENGTH OF	OPP. STRENGTH	TEAM	ADJ.	CONF.	ADJ CONF.
Average RPI Loss:	152	RECORD	PCT. RANK	GAMES	SCHEDULE	OF SCHEDULE	RPI	RPI	RPI	RPI
DIV. I ONLY	6- 11	255	3-7	193	256	224	224	8	8	
DIV. I NON-CONF.	6- 7	182	3-3	298	321	243	243	8	8	
TOTALS	RPI 1-25	RPI 26-50	W-L RECORDS	RPI 51-100	RPI 101-150	RPI 150+				
6- 11	0- 0	0- 2	OVERALL	0- 1	0- 3	6- 5				
1- 4	0- 0	0- 1	HOME	0- 0	0- 1	1- 2				
5- 6	0- 0	0- 1	AWAY	0- 1	0- 2	5- 2				
0- 1	0- 0	0- 0	NEUTRAL	0- 0	0- 0	0- 1				
6- 7	0- 0	0- 0	NON-CONFERENCE	0- 1	0- 2	6- 4				
1- 3	0- 0	0- 0	HOME	0- 0	0- 1	1- 2				
5- 3	0- 0	0- 0	AWAY	0- 1	0- 1	5- 1				
0- 1	0- 0	0- 0	NEUTRAL	0- 0	0- 0	0- 1				
0- 4	0- 0	0- 2	CONFERENCE	0- 0	0- 1	0- 1				
0- 1	0- 0	0- 1	HOME	0- 0	0- 0	0- 0				
0- 3	0- 0	0- 1	AWAY	0- 0	0- 1	0- 1				
0- 0	0- 0	0- 0	NEUTRAL	0- 0	0- 0	0- 0				

RPI S	Opponent	Score	RPI S	Opponent	Score	RPI S	Opponent	Score	RPI S	Opponent	Score	Team's RPI: 224
36	A Yale	72 79	36	H Yale	40 73	79	A South Fla.	60 70	122	H Holy Cross	71 83	
									127	A Massachusetts	42 95	
									139	A Cornell	63 74	
									175	A Columbia	60 74	
									178	N Rhode Island	44 89	
									205	H Merrimack	57 72	
									207	A Fairfield	58 44	
									246	H Maine	76 70	
									264	A Longwood	76 86	
									270	A New Hampshire	76 68	
									282	A FIU	72 57	
									314	A Bryant	56 50	
									314	H Bryant	44 45	
									344	A Central Conn. St.	83 73	
LAST 10 Division I												
175	A Columbia	60 74	282	A FIU	72 57							
139	A Cornell	63 74	207	A Fairfield	58 44							
36	H Yale	40 73	314	A Bryant	56 50							
36	A Yale	72 79	178	N Rhode Island	44 89							
79	A South Fla.	60 70	122	H Holy Cross	71 83							

Non-Div I Games:

Brown

■ Loss, 
 ■ Non-Conf, 
 ■ S Site, 
 ■ Home 
 ■ A Away 
 N Neutral

Average RPI Win: <b>281</b>	WON-LOST	WINNING	LAST 10	STRENGTH OF	OPP. STRENGTH	TEAM	ADJ.	CONF.	ADJ CONF.
Average RPI Loss: <b>207</b>	RECORD	PCT. RANK	GAMES	SCHEDULE	OF SCHEDULE	RPI	RPI	RPI	RPI
DIV. I ONLY	5- 15	295	3-7	296	321	314	314	29	29
DIV. I NON-CONF.	2- 9	304	0-1	312	246	333	333	29	29
TOTALS	RPI 1-25	RPI 26-50	W-L RECORDS	RPI 51-100	RPI 101-150	RPI 150+			
5- 15	0- 0	0- 0	OVERALL	0- 1	0- 3	5- 11			
2- 7	0- 0	0- 0	HOME	0- 0	0- 1	2- 6			
3- 8	0- 0	0- 0	AWAY	0- 1	0- 2	3- 5			
0- 0	0- 0	0- 0	NEUTRAL	0- 0	0- 0	0- 0			
2- 9	0- 0	0- 0	NON-CONFERENCE	0- 1	0- 2	2- 6			
1- 4	0- 0	0- 0	HOME	0- 0	0- 1	1- 3			
1- 5	0- 0	0- 0	AWAY	0- 1	0- 1	1- 3			
0- 0	0- 0	0- 0	NEUTRAL	0- 0	0- 0	0- 0			
3- 6	0- 0	0- 0	CONFERENCE	0- 0	0- 1	3- 5			
1- 3	0- 0	0- 0	HOME	0- 0	0- 0	1- 3			
2- 3	0- 0	0- 0	AWAY	0- 0	0- 1	2- 2			
0- 0	0- 0	0- 0	NEUTRAL	0- 0	0- 0	0- 0			

RPI S	Opponent	Score	RPI S	Opponent	Score	RPI S	Opponent	Score	RPI S	Opponent	Score	Team's RPI: 314
						55	A Minnesota	56	122	A Holy Cross	75	87
									131	H Providence	32	76
									150	A Robert Morris	39	69
									162	A Illinois	55	69
									201	H UMass Lowell	35	55
									205	A Merrimack	66	78
									213	A Mt. St. Mary's	72	67
									213	H Mt. St. Mary's	70	76
									224	A Brown	45	44
									224	H Brown	50	56
									254	A Saint Francis (PA)	58	64
									254	H Saint Francis (PA)	60	63
									270	H New Hampshire	56	68
									283	H Wagner	45	58
									285	A Army West Point	75	81
									290	A Vermont	66	71
									312	H Albany (NY)	68	55
									323	A Fairleigh Dickinson	57	45
									334	H LIU Brooklyn	57	53
LAST 10 Division I												
150	A	Robert Morris	39	69	213	H	Mt. St. Mary's	70	76			
254	A	Saint Francis (PA)	58	64	205	A	Merrimack	66	78			
283	H	Wagner	45	58	323	A	Fairleigh Dickinson	57	45			
213	A	Mt. St. Mary's	72	67	254	H	Saint Francis (PA)	60	63			
334	H	LIU Brooklyn	57	53	285	A	Army West Point	75	81			

Non-Div I Games:

Bryant

■ Loss, 
■ Non-Conf, 
■ S Site, 
■ H Home 
■ A Away 
N Neutral



Average RPI Win:	202	WON-LOST	WINNING	LAST 10	STRENGTH OF	OPP. STRENGTH	TEAM	ADJ.	CONF.	ADJ CONF.
Average RPI Loss:	130	RECORD	PCT. RANK	GAMES	SCHEDULE	OF SCHEDULE	RPI	RPI	RPI	RPI
DIV. I ONLY	15- 6	53	8-2	158	167	74	74	15	15	
DIV. I NON-CONF.	7- 4	100	0	126	172	85	85	15	15	
TOTALS	RPI 1-25	RPI 26-50	W-L RECORDS	RPI 51-100	RPI 101-150	RPI 150+				
15- 6	0- 0	0- 1	OVERALL	3- 2	2- 0	10- 3				
7- 1	0- 0	0- 0	HOME	2- 1	0- 0	5- 0				
6- 5	0- 0	0- 1	AWAY	0- 1	2- 0	4- 3				
2- 0	0- 0	0- 0	NEUTRAL	1- 0	0- 0	1- 0				
7- 4	0- 0	0- 1	NON-CONFERENCE	2- 2	0- 0	5- 1				
3- 1	0- 0	0- 0	HOME	1- 1	0- 0	2- 0				
2- 3	0- 0	0- 1	AWAY	0- 1	0- 0	2- 1				
2- 0	0- 0	0- 0	NEUTRAL	1- 0	0- 0	1- 0				
8- 2	0- 0	0- 0	CONFERENCE	1- 0	2- 0	5- 2				
4- 0	0- 0	0- 0	HOME	1- 0	0- 0	3- 0				
4- 2	0- 0	0- 0	AWAY	0- 0	2- 0	2- 2				
0- 0	0- 0	0- 0	NEUTRAL	0- 0	0- 0	0- 0				

RPI 1-25				RPI 26-50				RPI 51-100				Team's RPI: 74				RPI 101+			
RPI	S	Opponent	Score	RPI	S	Opponent	Score	RPI	S	Opponent	Score	RPI	S	Opponent	Score	RPI	S	Opponent	Score
45	A	Virginia	60 84	54	H	Temple	61 72	122	A	Holy Cross	51 40	57	H	Drexel	60 49	136	A	Lehigh	71 50
				82	H	Colgate	66 43	157	H	Lafayette	50 36	84	A	Stony Brook	73 78	163	A	Boston U.	48 52
				89	N	Cincinnati	56 48					165	A	Quinnipiac	69 76	189	H	American	68 43
												236	A	George Mason	64 51	254	A	Saint Francis (PA)	70 46
												266	A	Loyola Maryland	50 60	273	N	Howard	70 60
												278	H	Monmouth	71 37	285	A	Army West Point	63 52
												285	H	Army West Point	77 46	291	H	St. Bonaventure	68 60
												292	A	Navy	61 34				
LAST 10 Division I																			
163	A	Boston U.	48 52	189	H	American	68 43	122	A	Holy Cross	51 40	266	A	Loyola Maryland	50 60	82	H	Colgate	66 43
285	H	Army West Point	77 46	292	A	Navy	61 34	157	H	Lafayette	50 36	136	A	Lehigh	71 50	285	A	Army West Point	63 52

Non-Div I Games:

Bucknell

Average RPI Win:	<b>198</b>	WON-LOST	WINNING	LAST 10	STRENGTH OF	OPP. STRENGTH	TEAM	ADJ.	CONF.	ADJ CONF.
Average RPI Loss:	<b>94</b>	RECORD	PCT. RANK	GAMES	SCHEDULE	OF SCHEDULE	RPI	RPI	RPI	RPI
DIV. I ONLY	<b>13- 7</b>	<b>84</b>	<b>5-5</b>	<b>147</b>	<b>121</b>	<b>91</b>	<b>91</b>	<b>10</b>	<b>10</b>	
DIV. I NON-CONF.	<b>9- 2</b>	<b>38</b>	<b>1-0</b>	<b>197</b>	<b>203</b>	<b>54</b>	<b>54</b>	<b>10</b>	<b>10</b>	
TOTALS	RPI 1-25	RPI 26-50	W-L RECORDS	RPI 51-100	RPI 101-150	RPI 150+				
13- 7	0- 2	0- 0	OVERALL	2- 2	1- 1	10- 2				
7- 2	0- 1	0- 0	HOME	1- 1	0- 0	6- 0				
4- 5	0- 1	0- 0	AWAY	0- 1	1- 1	3- 2				
2- 0	0- 0	0- 0	NEUTRAL	1- 0	0- 0	1- 0				
9- 2	0- 1	0- 0	NON-CONFERENCE	2- 0	0- 1	7- 0				
5- 0	0- 0	0- 0	HOME	1- 0	0- 0	4- 0				
2- 2	0- 1	0- 0	AWAY	0- 0	0- 1	2- 0				
2- 0	0- 0	0- 0	NEUTRAL	1- 0	0- 0	1- 0				
4- 5	0- 1	0- 0	CONFERENCE	0- 2	1- 0	3- 2				
2- 2	0- 1	0- 0	HOME	0- 1	0- 0	2- 0				
2- 3	0- 0	0- 0	AWAY	0- 1	1- 0	1- 2				
0- 0	0- 0	0- 0	NEUTRAL	0- 0	0- 0	0- 0				

RPI 1-25				RPI 26-50				RPI 51-100 Team's RPI: 91				RPI 101+			
RPI	S	Opponent	Score	RPI	S	Opponent	Score	RPI	S	Opponent	Score	RPI	S	Opponent	Score
4	A	Stanford	69 <b>88</b>					57	N	Drexel	63 59	113	A	Kent St.	57 44
17	H	Central Mich.	93 <b>98</b>					68	H	Ohio	65 <b>76</b>	137	A	San Jose St.	88 <b>95</b>
								76	A	Ball St.	65 <b>69</b>	166	H	Dartmouth	73 49
								78	H	Dayton	67 59	167	H	Eastern Mich.	66 63
												169	A	Toledo	59 <b>71</b>
												171	A	Miami (OH)	86 72
												175	H	Columbia	82 75
												185	A	Northern Ill.	63 <b>64</b>
												189	N	American	73 55
												231	H	Bowling Green	65 59
												249	A	Niagara	81 67
												291	A	St. Bonaventure	46 36
												341	H	Canisius	71 55
												344	H	Central Conn. St.	61 56
LAST 10 Division I															
185	A	Northern Ill.	63 <b>64</b>	231	H	Bowling Green	65 59								
17	H	Central Mich.	93 <b>98</b>	68	H	Ohio	65 <b>76</b>								
113	A	Kent St.	57 44	169	A	Toledo	59 <b>71</b>								
76	A	Ball St.	65 <b>69</b>	171	A	Miami (OH)	86 72								
167	H	Eastern Mich.	66 63	166	H	Dartmouth	73 49								

Non-Div I Games:

Buffalo

■ Loss, 
■ Non-Conf, S Site, 
■ Home 
■ Away 
N Neutral

Average RPI Win:	183	WON-LOST	WINNING	LAST 10	STRENGTH OF	OPP. STRENGTH	TEAM	ADJ.	CONF.	ADJ CONF.
Average RPI Loss:	52	RECORD	PCT. RANK	GAMES	SCHEDULE	OF SCHEDULE	RPI	RPI	RPI	RPI
DIV. I ONLY	15- 6	53	7-3	174	49	94	94	6	6	
DIV. I NON-CONF.	8- 3	68	0	204	91	118	118	6	6	
TOTALS	RPI 1-25	RPI 26-50	W-L RECORDS	RPI 51-100	RPI 101-150	RPI 150+				
15- 6	0- 2	2- 1	OVERALL	3- 3	1- 0	9- 0				
9- 4	0- 2	1- 1	HOME	1- 1	0- 0	7- 0				
5- 1	0- 0	1- 0	AWAY	1- 1	1- 0	2- 0				
1- 1	0- 0	0- 0	NEUTRAL	1- 1	0- 0	0- 0				
8- 3	0- 1	0- 0	NON-CONFERENCE	2- 2	0- 0	6- 0				
7- 1	0- 1	0- 0	HOME	1- 0	0- 0	6- 0				
0- 1	0- 0	0- 0	AWAY	0- 1	0- 0	0- 0				
1- 1	0- 0	0- 0	NEUTRAL	1- 1	0- 0	0- 0				
7- 3	0- 1	2- 1	CONFERENCE	1- 1	1- 0	3- 0				
2- 3	0- 1	1- 1	HOME	0- 1	0- 0	1- 0				
5- 0	0- 0	1- 0	AWAY	1- 0	1- 0	2- 0				
0- 0	0- 0	0- 0	NEUTRAL	0- 0	0- 0	0- 0				

RPI 1-25				RPI 26-50				RPI 51-100 Team's RPI: 94				RPI 101+			
RPI	S	Opponent	Score	RPI	S	Opponent	Score	RPI	S	Opponent	Score	RPI	S	Opponent	Score
13	H	Indiana	53 64	30	A	Creighton	73 67	52	H	IUPUI	64 61	131	A	Providence	50 47
20	H	DePaul	65 80	35	H	Marquette	61 55	68	N	Ohio	60 55	197	H	Akron	76 55
				50	H	St. John's (NY)	42 67	75	N	Georgia	36 69	210	H	High Point	74 52
								76	A	Ball St.	70 74	240	A	Xavier	78 70
								77	H	Seton Hall	62 67	240	H	Xavier	63 61
								88	A	Villanova	58 41	241	A	Georgetown	47 46
												277	H	Eastern Ky.	73 41
												283	H	Wagner	74 58
												320	H	Purdue Fort Wayne	85 58
												329	H	Detroit Mercy	82 60
LAST 10 Division I															
240	H	Xavier	63 61	241	A	Georgetown	47 46								
30	A	Creighton	73 67	88	A	Villanova	58 41								
131	A	Providence	50 47	240	A	Xavier	78 70								
20	H	DePaul	65 80	50	H	St. John's (NY)	42 67								
35	H	Marquette	61 55	77	H	Seton Hall	62 67								

Non-Div I Games:

Butler

■ Loss, 
■ Non-Conf, 
■ S Site, 
■ H Home 
■ A Away 
N Neutral

CSU Bakersfield

Through Games Of Feb. 3, 2020

Average RPI Win:	253	WON-LOST	WINNING	LAST 10	STRENGTH OF	OPP. STRENGTH	TEAM	ADJ.	CONF.	ADJ CONF.
Average RPI Loss:	201	RECORD	PCT. RANK	GAMES	SCHEDULE	OF SCHEDULE	RPI	RPI	RPI	RPI
DIV. I ONLY	10- 8	136	5-5	257	306	199	199	32	32	
DIV. I NON-CONF.	5- 5	164	0-2	113	192	135	135	32	32	
TOTALS	RPI 1-25	RPI 26-50	W-L RECORDS	RPI 51-100	RPI 101-150	RPI 150+				
10- 8	0- 2	0- 0	OVERALL	0- 0	2- 1	8- 5				
7- 2	0- 0	0- 0	HOME	0- 0	2- 0	5- 2				
3- 6	0- 2	0- 0	AWAY	0- 0	0- 1	3- 3				
0- 0	0- 0	0- 0	NEUTRAL	0- 0	0- 0	0- 0				
5- 5	0- 2	0- 0	NON-CONFERENCE	0- 0	2- 1	3- 2				
5- 0	0- 0	0- 0	HOME	0- 0	2- 0	3- 0				
0- 5	0- 2	0- 0	AWAY	0- 0	0- 1	0- 2				
0- 0	0- 0	0- 0	NEUTRAL	0- 0	0- 0	0- 0				
5- 3	0- 0	0- 0	CONFERENCE	0- 0	0- 0	5- 3				
2- 2	0- 0	0- 0	HOME	0- 0	0- 0	2- 2				
3- 1	0- 0	0- 0	AWAY	0- 0	0- 0	3- 1				
0- 0	0- 0	0- 0	NEUTRAL	0- 0	0- 0	0- 0				

RPI 1-25				RPI 26-50				RPI 51-100				RPI 101+ Team's RPI: 199			
RPI	S	Opponent	Score	RPI	S	Opponent	Score	RPI	S	Opponent	Score	RPI	S	Opponent	Score
5	A	Gonzaga	48 92									108	H	Pacific	80 70
11	A	Oregon St.	50 69									132	A	Washington	49 80
												137	H	San Jose St.	75 71
												198	A	Wright St.	60 65
												248	H	UMKC	70 60
												251	A	Grand Canyon	59 54
												256	H	North Texas	61 52
												265	H	UC Santa Barbara	66 62
												298	A	UC Riverside	52 53
												300	A	California Baptist	66 61
												301	H	UTRGV	52 66
												313	A	Seattle U	57 63
												321	H	New Mexico St.	60 59
												322	H	N.C. Central	80 71
												326	A	Utah Valley	55 53
												349	H	Chicago St.	58 60
LAST 10 Division I															
301	H	UTRGV	52 66	248	H	UMKC	70 60								
321	H	New Mexico St.	60 59	300	A	California Baptist	66 61								
313	A	Seattle U	57 63	251	A	Grand Canyon	59 54								
326	A	Utah Valley	55 53	298	A	UC Riverside	52 53								
349	H	Chicago St.	58 60	11	A	Oregon St.	50 69								

Non-Div I Games: Fresno Pacific 95 64 Westcliff 100 44 Cal St. Dom. Hills 83 74

CSU Bakersfield

Loss, Non-Conf, S Site, H Home A Away N Neutral

Average RPI Win: <b>245</b>	WON-LOST	WINNING	LAST 10	STRENGTH OF	OPP. STRENGTH	TEAM	ADJ.	CONF.	ADJ CONF.
Average RPI Loss: <b>168</b>	RECORD	PCT. RANK	GAMES	SCHEDULE	OF SCHEDULE	RPI	RPI	RPI	RPI
DIV. I ONLY	<b>8- 12</b>	<b>236</b>	<b>5-5</b>	<b>305</b>	<b>122</b>	<b>271</b>	<b>271</b>	<b>28</b>	<b>28</b>
DIV. I NON-CONF.	<b>4- 9</b>	<b>250</b>	<b>1-2</b>	<b>277</b>	<b>23</b>	<b>268</b>	<b>268</b>	<b>26</b>	<b>26</b>
TOTALS	RPI 1-25	RPI 26-50	W-L RECORDS	RPI 51-100	RPI 101-150	RPI 150+			
8- 12	0- 1	0- 1	OVERALL	0- 2	0- 1	8- 7			
4- 5	0- 1	0- 1	HOME	0- 1	0- 0	4- 2			
3- 6	0- 0	0- 0	AWAY	0- 1	0- 1	3- 4			
1- 1	0- 0	0- 0	NEUTRAL	0- 0	0- 0	1- 1			
4- 9	0- 1	0- 1	NON-CONFERENCE	0- 2	0- 1	4- 4			
1- 4	0- 1	0- 1	HOME	0- 1	0- 0	1- 1			
2- 4	0- 0	0- 0	AWAY	0- 1	0- 1	2- 2			
1- 1	0- 0	0- 0	NEUTRAL	0- 0	0- 0	1- 1			
4- 3	0- 0	0- 0	CONFERENCE	0- 0	0- 0	4- 3			
3- 1	0- 0	0- 0	HOME	0- 0	0- 0	3- 1			
1- 2	0- 0	0- 0	AWAY	0- 0	0- 0	1- 2			
0- 0	0- 0	0- 0	NEUTRAL	0- 0	0- 0	0- 0			

RPI 1-25				RPI 26-50				RPI 51-100				RPI 101+ Team's RPI: 271			
RPI	S	Opponent	Score	RPI	S	Opponent	Score	RPI	S	Opponent	Score	RPI	S	Opponent	Score
6	H	UCLA	44 <b>58</b>	45	H	Virginia	47 <b>72</b>	83	A	Washington St.	61 <b>71</b>	124	A	San Diego	40 <b>59</b>
								86	H	Southern California	53 <b>69</b>	154	H	Portland	73 64
												168	A	UC Davis	39 <b>61</b>
												181	H	Santa Clara	55 <b>76</b>
												192	H	Hawaii	58 54
												220	N	SMU	58 <b>68</b>
												223	A	San Francisco	61 <b>79</b>
												234	H	Cal St. Fullerton	63 57
												243	A	San Diego St.	74 69
												259	A	Long Beach St.	52 <b>60</b>
												262	A	LMU (CA)	56 54
												279	N	Indiana St.	67 59
												297	A	UC Irvine	56 51
												297	H	UC Irvine	70 62
												300	A	California Baptist	56 <b>64</b>
												317	H	Cal Poly	41 <b>52</b>
LAST 10 Division I															
				317	H	Cal Poly	41 <b>52</b>					297	H	UC Irvine	70 62
				168	A	UC Davis	39 <b>61</b>					192	H	Hawaii	58 54
				297	A	UC Irvine	56 51					243	A	San Diego St.	74 69
				259	A	Long Beach St.	52 <b>60</b>					124	A	San Diego	40 <b>59</b>
				234	H	Cal St. Fullerton	63 57					181	H	Santa Clara	55 <b>76</b>

Non-Div I Games: Hope Int'l 77 54

CSUN

■ Loss, 
 ■ Non-Conf, 
 ■ S Site, 
 ■ H Home 
 ■ A Away 
 N Neutral

Average RPI Win:	272	WON-LOST	WINNING	LAST 10	STRENGTH OF	OPP. STRENGTH	TEAM	ADJ.	CONF.	ADJ CONF.
Average RPI Loss:	202	RECORD	PCT. RANK	GAMES	SCHEDULE	OF SCHEDULE	RPI	RPI	RPI	RPI
DIV. I ONLY	4- 13	304	2-8	263	294	317	317	28	28	
DIV. I NON-CONF.	2- 8	295	0-3	195	264	313	313	26	26	
TOTALS	RPI 1-25	RPI 26-50	W-L RECORDS	RPI 51-100	RPI 101-150	RPI 150+				
4- 13	0- 0	0- 2	OVERALL	0- 1	0- 0	4- 10				
3- 5	0- 0	0- 1	HOME	0- 1	0- 0	3- 3				
1- 8	0- 0	0- 1	AWAY	0- 0	0- 0	1- 7				
0- 0	0- 0	0- 0	NEUTRAL	0- 0	0- 0	0- 0				
2- 8	0- 0	0- 2	NON-CONFERENCE	0- 1	0- 0	2- 5				
2- 3	0- 0	0- 1	HOME	0- 1	0- 0	2- 1				
0- 5	0- 0	0- 1	AWAY	0- 0	0- 0	0- 4				
0- 0	0- 0	0- 0	NEUTRAL	0- 0	0- 0	0- 0				
2- 5	0- 0	0- 0	CONFERENCE	0- 0	0- 0	2- 5				
1- 2	0- 0	0- 0	HOME	0- 0	0- 0	1- 2				
1- 3	0- 0	0- 0	AWAY	0- 0	0- 0	1- 3				
0- 0	0- 0	0- 0	NEUTRAL	0- 0	0- 0	0- 0				

RPI S	Opponent	Score	RPI S	Opponent	Score	RPI S	Opponent	Score	RPI S	Opponent	Score	Team's RPI: 317
29	H Old Dominion	55 61	70	H Fresno St.	52 79	168	H UC Davis	36 42				
31	A Arizona St.	41 66				172	A Saint Mary's (CA)	67 84				
						212	H Lamar University	57 56				
						218	A Pepperdine	53 63				
						234	A Cal St. Fullerton	64 65				
						259	A Long Beach St.	69 72				
						265	A UC Santa Barbara	50 52				
						271	A CSUN	52 41				
						287	A Denver	66 96				
						289	A Nevada	40 71				
						297	H UC Irvine	57 68				
						298	H UC Riverside	75 70				
						306	H Sacramento St.	62 43				
						313	H Seattle U	49 72				
LAST 10 Division I												
271	A CSUN	52 41	265	A UC Santa Barbara	50 52							
234	A Cal St. Fullerton	64 65	259	A Long Beach St.	69 72							
168	H UC Davis	36 42	289	A Nevada	40 71							
298	H UC Riverside	75 70	313	H Seattle U	49 72							
297	H UC Irvine	57 68	172	A Saint Mary's (CA)	67 84							

Non-Div I Games: Holy Names 100 35

Cal Poly

■ Loss, 
 ■ Non-Conf, S Site, 
 ■ Home 
 ■ Away 
 N Neutral

Average RPI Win:	262	WON-LOST	WINNING	LAST 10	STRENGTH OF	OPP. STRENGTH	TEAM	ADJ.	CONF.	ADJ CONF.
Average RPI Loss:	226	RECORD	PCT. RANK	GAMES	SCHEDULE	OF SCHEDULE	RPI	RPI	RPI	RPI
DIV. I ONLY	11- 8	124	7-3	334	283	234	234	28	28	
DIV. I NON-CONF.	8- 5	117	4-0	315	289	207	207	26	26	
TOTALS	RPI 1-25	RPI 26-50	W-L RECORDS	RPI 51-100	RPI 101-150	RPI 150+				
11- 8	0- 0	0- 0	OVERALL	0- 0	1- 0	10- 8				
6- 3	0- 0	0- 0	HOME	0- 0	0- 0	6- 3				
5- 5	0- 0	0- 0	AWAY	0- 0	1- 0	4- 5				
0- 0	0- 0	0- 0	NEUTRAL	0- 0	0- 0	0- 0				
8- 5	0- 0	0- 0	NON-CONFERENCE	0- 0	1- 0	7- 5				
4- 2	0- 0	0- 0	HOME	0- 0	0- 0	4- 2				
4- 3	0- 0	0- 0	AWAY	0- 0	1- 0	3- 3				
0- 0	0- 0	0- 0	NEUTRAL	0- 0	0- 0	0- 0				
3- 3	0- 0	0- 0	CONFERENCE	0- 0	0- 0	3- 3				
2- 1	0- 0	0- 0	HOME	0- 0	0- 0	2- 1				
1- 2	0- 0	0- 0	AWAY	0- 0	0- 0	1- 2				
0- 0	0- 0	0- 0	NEUTRAL	0- 0	0- 0	0- 0				

RPI 1-25			RPI 26-50			RPI 51-100			RPI 101+			Team's RPI: 234
RPI	S	Opponent	Score	RPI	S	Opponent	Score	RPI	S	Opponent	Score	
								124	A	San Diego	72	67
								184	H	Montana	69	71
								187	A	UNLV	64	58
								192	A	Hawaii	72	79
								211	H	Delaware	55	72
								216	A	Southern Utah	63	79
								223	A	San Francisco	63	71
								243	A	San Diego St.	45	55
								251	A	Grand Canyon	80	70
								259	H	Long Beach St.	69	65
								262	A	LMU (CA)	79	74
								265	A	UC Santa Barbara	70	68
								265	H	UC Santa Barbara	66	75
								271	A	CSUN	57	63
								293	H	Utah St.	83	62
								300	H	California Baptist	97	93
								313	H	Seattle U	81	63
								315	H	Air Force	79	70
								317	H	Cal Poly	65	64
LAST 10 Division I												
								265	A	UC Santa Barbara	70	68
								313	H	Seattle U	81	63
								315	H	Air Force	79	70
								300	H	California Baptist	97	93
								124	A	San Diego	72	67
								317	H	Cal Poly	65	64
								265	H	UC Santa Barbara	66	75
								192	A	Hawaii	72	79
								271	A	CSUN	57	63
								259	H	Long Beach St.	69	65

Non-Div I Games:

Cal St. Fullerton

■ Loss, 
 ■ Non-Conf, 
 ■ S Site, 
 ■ H Home 
 ■ A Away 
 N Neutral

# California

Through Games Of Feb. 3, 2020

Average RPI Win:	210	WON-LOST	WINNING	LAST 10	STRENGTH OF	OPP. STRENGTH	TEAM	ADJ.	CONF.	ADJ CONF.
Average RPI Loss:	52	RECORD	PCT. RANK	GAMES	SCHEDULE	OF SCHEDULE	RPI	RPI	RPI	RPI
DIV. I ONLY	9- 12	222	1-9	30	52	128	128	1	1	
DIV. I NON-CONF.	8- 3	68	0	75	230	61	61	1	1	
TOTALS	RPI 1-25	RPI 26-50	W-L RECORDS	RPI 51-100	RPI 101-150	RPI 150+				
9- 12	0- 6	1- 1	OVERALL	0- 2	1- 3	7- 0				
7- 6	0- 2	1- 1	HOME	0- 1	0- 2	6- 0				
2- 6	0- 4	0- 0	AWAY	0- 1	1- 1	1- 0				
0- 0	0- 0	0- 0	NEUTRAL	0- 0	0- 0	0- 0				
8- 3	0- 2	1- 0	NON-CONFERENCE	0- 0	0- 1	7- 0				
7- 1	0- 1	1- 0	HOME	0- 0	0- 0	6- 0				
1- 2	0- 1	0- 0	AWAY	0- 0	0- 1	1- 0				
0- 0	0- 0	0- 0	NEUTRAL	0- 0	0- 0	0- 0				
1- 9	0- 4	0- 1	CONFERENCE	0- 2	1- 2	0- 0				
0- 5	0- 1	0- 1	HOME	0- 1	0- 2	0- 0				
1- 4	0- 3	0- 0	AWAY	0- 1	1- 0	0- 0				
0- 0	0- 0	0- 0	NEUTRAL	0- 0	0- 0	0- 0				

RPI	S	Opponent	Score	RPI	S	Opponent	Score	RPI	S	Opponent	Score	RPI	S	Opponent	Score	Team's RPI: 128
1	A	Oregon	55 105	41	H	Arkansas	84 80	83	A	Washington St.	66 92	104	H	Utah	62 71	
4	A	Stanford	40 73	48	H	Colorado	50 62	83	H	Washington St.	75 96	125	A	Harvard	53 56	
4	H	Stanford	65 79									132	A	Washington	81 74	
10	A	UConn	61 72									132	H	Washington	64 67	
11	A	Oregon St.	44 81									163	H	Boston U.	73 62	
24	H	Kentucky	61 63									181	H	Santa Clara	69 65	
												243	A	San Diego St.	74 48	
												251	H	Grand Canyon	72 53	
												259	H	Long Beach St.	68 45	
												298	H	UC Riverside	84 61	
												322	H	N.C. Central	90 69	
LAST 10 Division I																
132	A	Washington	81 74	11	A	Oregon St.	44 81									
83	A	Washington St.	66 92	4	H	Stanford	65 79									
48	H	Colorado	50 62	4	A	Stanford	40 73									
104	H	Utah	62 71	83	H	Washington St.	75 96									
1	A	Oregon	55 105	132	H	Washington	64 67									

Non-Div I Games:

California

Loss, Non-Conf, S Site, H Home A Away N Neutral



Average RPI Win:	268	WON-LOST	WINNING	LAST 10	STRENGTH OF	OPP. STRENGTH	TEAM	ADJ.	CONF.	ADJ CONF.
Average RPI Loss:	233	RECORD	PCT. RANK	GAMES	SCHEDULE	OF SCHEDULE	RPI	RPI	RPI	RPI
DIV. I ONLY	8- 12	236	3-7	304	342	300	300	32	32	
DIV. I NON-CONF.	6- 6	164	1-1	228	325	231	231	32	32	
TOTALS	RPI 1-25	RPI 26-50	W-L RECORDS	RPI 51-100	RPI 101-150	RPI 150+				
8- 12	0- 1	0- 0	OVERALL	0- 0	0- 1	8- 10				
6- 4	0- 0	0- 0	HOME	0- 0	0- 0	6- 4				
2- 5	0- 0	0- 0	AWAY	0- 0	0- 0	2- 5				
0- 3	0- 1	0- 0	NEUTRAL	0- 0	0- 1	0- 1				
6- 6	0- 1	0- 0	NON-CONFERENCE	0- 0	0- 1	6- 4				
5- 1	0- 0	0- 0	HOME	0- 0	0- 0	5- 1				
1- 2	0- 0	0- 0	AWAY	0- 0	0- 0	1- 2				
0- 3	0- 1	0- 0	NEUTRAL	0- 0	0- 1	0- 1				
2- 6	0- 0	0- 0	CONFERENCE	0- 0	0- 0	2- 6				
1- 3	0- 0	0- 0	HOME	0- 0	0- 0	1- 3				
1- 3	0- 0	0- 0	AWAY	0- 0	0- 0	1- 3				
0- 0	0- 0	0- 0	NEUTRAL	0- 0	0- 0	0- 0				

RPI 1-25			RPI 26-50			RPI 51-100			RPI 101+ Team's RPI: 300		
RPI	S	Opponent	Score	RPI	S	RPI	S	Opponent	Score		
4	N	Stanford	78 83					149	N	Houston	75 96
								161	H	Northern Ariz.	98 79
								199	H	CSU Bakersfield	61 66
								231	N	Bowling Green	60 98
								232	A	Idaho St.	74 68
								234	A	Cal St. Fullerton	93 97
								243	H	San Diego St.	68 80
								248	A	UMKC	65 75
								251	H	Grand Canyon	58 62
								259	H	Long Beach St.	79 70
								265	H	UC Santa Barbara	85 81
								271	H	CSUN	64 56
								281	H	Alabama A&M	60 55
								298	A	UC Riverside	64 80
								301	A	UTRGV	68 87
								313	H	Seattle U	49 83
								321	A	New Mexico St.	56 57
								326	H	Utah Valley	80 67
								349	A	Chicago St.	80 65
LAST 10 Division I											
313	H	Seattle U	49 83	199	H	CSU Bakersfield	61 66				
326	H	Utah Valley	80 67	301	A	UTRGV	68 87				
248	A	UMKC	65 75	321	A	New Mexico St.	56 57				
349	A	Chicago St.	80 65	243	H	San Diego St.	68 80				
251	H	Grand Canyon	58 62	232	A	Idaho St.	74 68				

Non-Div I Games: Ottawa (AZ) 103 75 LIFE Pacific 93 48

California Baptist

Loss, Non-Conf, S Site, H Home A Away N Neutral

Average RPI Win:	260	WON-LOST	WINNING	LAST 10	STRENGTH OF	OPP. STRENGTH	TEAM	ADJ.	CONF.	ADJ CONF.
Average RPI Loss:	199	RECORD	PCT. RANK	GAMES	SCHEDULE	OF SCHEDULE	RPI	RPI	RPI	RPI
DIV. I ONLY	13- 5	51	9-1	315	335	133	133	26	26	
DIV. I NON-CONF.	3- 4	201	0	292	276	234	234	28	28	
TOTALS	RPI 1-25	RPI 26-50	W-L RECORDS	RPI 51-100	RPI 101-150	RPI 150+				
13- 5	0- 0	0- 1	OVERALL	0- 1	0- 0	13- 3				
7- 0	0- 0	0- 0	HOME	0- 0	0- 0	7- 0				
6- 5	0- 0	0- 1	AWAY	0- 1	0- 0	6- 3				
0- 0	0- 0	0- 0	NEUTRAL	0- 0	0- 0	0- 0				
3- 4	0- 0	0- 1	NON-CONFERENCE	0- 1	0- 0	3- 2				
2- 0	0- 0	0- 0	HOME	0- 0	0- 0	2- 0				
1- 4	0- 0	0- 1	AWAY	0- 1	0- 0	1- 2				
0- 0	0- 0	0- 0	NEUTRAL	0- 0	0- 0	0- 0				
10- 1	0- 0	0- 0	CONFERENCE	0- 0	0- 0	10- 1				
5- 0	0- 0	0- 0	HOME	0- 0	0- 0	5- 0				
5- 1	0- 0	0- 0	AWAY	0- 0	0- 0	5- 1				
0- 0	0- 0	0- 0	NEUTRAL	0- 0	0- 0	0- 0				

RPI 1-25			RPI 26-50			RPI 51-100			RPI 101+ Team's RPI: 133		
RPI	S	Opponent	Score	RPI	S	Opponent	Score	RPI	S	Opponent	Score
				29	A	Old Dominion	44 59	92	A	Wake Forest	46 74
								151	H	UNC Greensboro	72 64
								155	A	Hampton	68 31
								210	H	High Point	73 36
								225	H	Kennesaw St.	63 51
								230	A	Radford	43 32
								235	H	Gardner-Webb	48 44
								239	A	UNC Asheville	52 60
								257	H	Winthrop	63 47
								264	A	Longwood	70 55
								303	A	Presbyterian	53 47
								311	A	Hofstra	55 58
								322	A	N.C. Central	64 67
								337	A	Western Caro.	61 40
								338	A	USC Upstate	80 72
								338	H	USC Upstate	50 38
								339	H	Charleston So.	61 36
LAST 10 Division I											
				338	A	USC Upstate	80 72	155	A	Hampton	68 31
				230	A	Radford	43 32	235	H	Gardner-Webb	48 44
				339	H	Charleston So.	61 36	264	A	Longwood	70 55
				303	A	Presbyterian	53 47	239	A	UNC Asheville	52 60
				257	H	Winthrop	63 47	338	H	USC Upstate	50 38

Non-Div I Games: St. Andrews 122 56 Bluefield Col. 65 41

Campbell

Loss, Non-Conf, S Site, H Home A Away N Neutral

RPI 1-25				RPI 26-50				RPI 51-100				RPI 101+				Team's RPI: 341	
RPI	S	Opponent	Score	RPI	S	Opponent	Score	RPI	S	Opponent	Score	RPI	S	Opponent	Score		
								81	H	Marist	59 90	165	A	Quinnipiac	71 74		
								82	H	Colgate	69 90	169	A	Toledo	65 83		
								85	H	Rider	57 70	207	A	Fairfield	70 72		
								91	A	Buffalo	55 71	217	A	Manhattan	50 68		
												226	A	Stetson	52 68		
												227	A	Youngstown St.	59 87		
												249	A	Niagara	62 81		
												276	N	Appalachian St.	57 74		
												278	A	Monmouth	71 62		
												290	A	Vermont	53 76		
												291	H	St. Bonaventure	84 82		
												308	A	Siena	43 72		
												308	H	Siena	63 68		
												312	H	Albany (NY)	53 70		
												336	H	Saint Peter's	68 86		
EAST 10 Division I																	
				308	A	Siena	43 72	207	A	Fairfield	70 72						
				249	A	Niagara	62 81	308	H	Siena	63 68						
				336	H	Saint Peter's	68 86	81	H	Marist	59 90						
				85	H	Rider	57 70	278	A	Monmouth	71 62						
				165	A	Quinnipiac	71 74	217	A	Manhattan	50 68						

# Canisius

Central Ark.

Through Games Of Feb. 3, 2020

Average RPI Win:	290	WON-LOST	WINNING	LAST 10	STRENGTH OF	OPP. STRENGTH	TEAM	ADJ.	CONF.	ADJ CONF.
Average RPI Loss:	133	RECORD	PCT. RANK	GAMES	SCHEDULE	OF SCHEDULE	RPI	RPI	RPI	RPI
DIV. I ONLY	6- 11	255	4-6	163	281	214	214	23	23	
DIV. I NON-CONF.	1- 5	313	0	26	159	210	210	21	21	
TOTALS	RPI 1-25	RPI 26-50	W-L RECORDS	RPI 51-100	RPI 101-150	RPI 150+				
6- 11	0- 1	0- 1	OVERALL	0- 0	0- 5	6- 4				
2- 3	0- 0	0- 0	HOME	0- 0	0- 2	2- 1				
4- 8	0- 1	0- 1	AWAY	0- 0	0- 3	4- 3				
0- 0	0- 0	0- 0	NEUTRAL	0- 0	0- 0	0- 0				
1- 5	0- 1	0- 1	NON-CONFERENCE	0- 0	0- 1	1- 2				
1- 0	0- 0	0- 0	HOME	0- 0	0- 0	1- 0				
0- 5	0- 1	0- 1	AWAY	0- 0	0- 1	0- 2				
0- 0	0- 0	0- 0	NEUTRAL	0- 0	0- 0	0- 0				
5- 6	0- 0	0- 0	CONFERENCE	0- 0	0- 4	5- 2				
1- 3	0- 0	0- 0	HOME	0- 0	0- 2	1- 1				
4- 3	0- 0	0- 0	AWAY	0- 0	0- 2	4- 1				
0- 0	0- 0	0- 0	NEUTRAL	0- 0	0- 0	0- 0				

RPI 1-25				RPI 26-50				RPI 51-100				RPI 101+ Team's RPI: 214			
RPI	S	Opponent	Score	RPI	S	Opponent	Score	RPI	S	Opponent	Score	RPI	S	Opponent	Score
18	A	Texas A&M	46 76	43	A	Tennessee	36 63					114	A	SFA	41 102
												120	H	Abilene Christian	64 74
												123	A	A&M-Corpus Christi	47 67
												140	A	Tulane	38 65
												143	H	Sam Houston St.	54 72
												158	H	New Orleans	37 49
												160	H	Jackson St.	57 54
												177	A	Little Rock	48 63
												209	A	Northern Ky.	56 72
												222	A	Southeastern La.	42 63
												288	A	Nicholls St.	53 46
												304	A	Incarinate Word	47 37
												310	H	Houston Baptist	63 39
												333	A	McNeese	70 57
												342	A	Northwestern St.	51 44
LAST 10 Division I															
342	A	Northwestern St.	51 44	143	H	Sam Houston St.	54 72								
222	A	Southeastern La.	42 63	158	H	New Orleans	37 49								
120	H	Abilene Christian	64 74	333	A	McNeese	70 57								
288	A	Nicholls St.	53 46	310	H	Houston Baptist	63 39								
114	A	SFA	41 102	123	A	A&M-Corpus Christi	47 67								

Non-Div I Games: Hendrix 104 28 Central Baptist 66 43 Crowley's Ridge 82 26

Central Ark.

Loss, Non-Conf, S Site, H Home A Away N Neutral

Average RPI Win:	314	WON-LOST	WINNING	LAST 10	STRENGTH OF	OPP. STRENGTH	TEAM	ADJ.	CONF.	ADJ CONF.
Average RPI Loss:	213	RECORD	PCT. RANK	GAMES	SCHEDULE	OF SCHEDULE	RPI	RPI	RPI	RPI
DIV. I ONLY	2- 20	344	1-9	294	331	344	344	29	29	
DIV. I NON-CONF.	1- 10	329	0	278	259	330	330	29	29	
TOTALS	RPI 1-25	RPI 26-50	W-L RECORDS	RPI 51-100	RPI 101-150	RPI 150+				
2- 20	0- 1	0- 0	OVERALL	0- 2	0- 3	2- 14				
1- 7	0- 0	0- 0	HOME	0- 0	0- 1	1- 6				
1- 13	0- 1	0- 0	AWAY	0- 2	0- 2	1- 8				
0- 0	0- 0	0- 0	NEUTRAL	0- 0	0- 0	0- 0				
1- 10	0- 1	0- 0	NON-CONFERENCE	0- 2	0- 1	1- 6				
0- 3	0- 0	0- 0	HOME	0- 0	0- 0	0- 3				
1- 7	0- 1	0- 0	AWAY	0- 2	0- 1	1- 3				
0- 0	0- 0	0- 0	NEUTRAL	0- 0	0- 0	0- 0				
1- 10	0- 0	0- 0	CONFERENCE	0- 0	0- 2	1- 8				
1- 4	0- 0	0- 0	HOME	0- 0	0- 1	1- 3				
0- 6	0- 0	0- 0	AWAY	0- 0	0- 1	0- 5				
0- 0	0- 0	0- 0	NEUTRAL	0- 0	0- 0	0- 0				

RPI 1-25				RPI 26-50				RPI 51-100				RPI 101+ Team's RPI: 344			
RPI	S	Opponent	Score	RPI	S	Opponent	Score	RPI	S	Opponent	Score	RPI	S	Opponent	Score
25	A	FGCU	60 94					91	A	Buffalo	56 61	136	A	Lehigh	51 70
								98	A	Duquesne	33 72	150	A	Robert Morris	42 80
												150	H	Robert Morris	56 86
												180	A	Fla. Atlantic	54 72
												201	H	UMass Lowell	54 56
												205	H	Merrimack	56 65
												213	A	Mt. St. Mary's	64 72
												224	H	Brown	73 83
												254	A	Saint Francis (PA)	68 72
												254	H	Saint Francis (PA)	52 64
												268	A	Pittsburgh	73 81
												270	A	New Hampshire	59 70
												283	H	Wagner	66 63
												284	A	Sacred Heart	58 66
												284	H	Sacred Heart	52 54
												312	H	Albany (NY)	63 73
												323	A	Fairleigh Dickinson	47 66
												334	A	LIU Brooklyn	61 63
												345	A	Hartford	61 54
LAST 10 Division I															
254	A	Saint Francis (PA)	68 72	213	A	Mt. St. Mary's	64 72								
150	A	Robert Morris	42 80	334	A	LIU Brooklyn	61 63								
284	H	Sacred Heart	52 54	205	H	Merrimack	56 65								
283	H	Wagner	66 63	284	A	Sacred Heart	58 66								
323	A	Fairleigh Dickinson	47 66	254	H	Saint Francis (PA)	52 64								

Non-Div I Games:

Central Conn. St.

■ Loss, 
 ■ Non-Conf, 
 ■ S Site, 
 ■ H Home 
 ■ A Away 
 N Neutral

## Central Mich.

Through Games Of Feb. 3, 2020

Average RPI Win:	136	WON-LOST	WINNING	LAST 10	STRENGTH OF	OPP. STRENGTH	TEAM	ADJ.	CONF.	ADJ CONF.
Average RPI Loss:	58	RECORD	PCT. RANK	GAMES	SCHEDULE	OF SCHEDULE	RPI	RPI	RPI	RPI
DIV. I ONLY	16- 4	31	9-1	15	111	17	17	10	10	
DIV. I NON-CONF.	7- 4	100	0-1	17	79	31	31	10	10	
TOTALS	RPI 1-25	RPI 26-50	W-L RECORDS	RPI 51-100	RPI 101-150	RPI 150+				
16- 4	0- 1	0- 1	OVERALL	7- 1	2- 1	7- 0				
8- 1	0- 0	0- 0	HOME	4- 0	1- 1	3- 0				
8- 3	0- 1	0- 1	AWAY	3- 1	1- 0	4- 0				
0- 0	0- 0	0- 0	NEUTRAL	0- 0	0- 0	0- 0				
7- 4	0- 1	0- 1	NON-CONFERENCE	3- 1	2- 1	2- 0				
4- 1	0- 0	0- 0	HOME	2- 0	1- 1	1- 0				
3- 3	0- 1	0- 1	AWAY	1- 1	1- 0	1- 0				
0- 0	0- 0	0- 0	NEUTRAL	0- 0	0- 0	0- 0				
9- 0	0- 0	0- 0	CONFERENCE	4- 0	0- 0	5- 0				
4- 0	0- 0	0- 0	HOME	2- 0	0- 0	2- 0				
5- 0	0- 0	0- 0	AWAY	2- 0	0- 0	3- 0				
0- 0	0- 0	0- 0	NEUTRAL	0- 0	0- 0	0- 0				

RPI	S	Opponent	Score	RPI	S	Opponent	Score	RPI	S	Opponent	Score	RPI	S	Opponent	Score
3	A	Louisville	63 76	32	A	Western Ky.	58 93	62	A	UCF	58 64	129	H	Northeastern	79 63
								67	A	South Dakota St.	79 74	135	H	Green Bay	105 111
								68	A	Ohio	73 71	147	A	Bethune-Cookman	92 67
								68	H	Ohio	92 90	156	A	Western Mich.	80 70
								76	H	Ball St.	66 39	167	A	Eastern Mich.	89 82
								78	H	Dayton	81 80	169	H	Toledo	73 66
								81	H	Marist	77 54	171	H	Miami (OH)	76 70
								91	A	Buffalo	98 93	197	A	Akron	77 72
												238	H	Iona	70 50
												280	A	Oakland	65 47
LAST 10 Division I															
		68	H	Ohio	92	90				76	H	Ball St.	66	39	
		91	A	Buffalo	98	93				171	H	Miami (OH)	76	70	
		169	H	Toledo	73	66				68	A	Ohio	73	71	
		167	A	Eastern Mich.	89	82				197	A	Akron	77	72	
		156	A	Western Mich.	80	70				62	A	UCF	58	64	

Non-Div I Games:

Central Mich.

■ Loss, 
■ Non-Conf, 
■ S Site, 
■ H Home 
■ A Away 
N Neutral

# Charleston So.

Through Games Of Feb. 3, 2020

Average RPI Win:	239	WON-LOST	WINNING	LAST 10	STRENGTH OF	OPP. STRENGTH	TEAM	ADJ.	CONF.	ADJ CONF.
Average RPI Loss:	219	RECORD	PCT. RANK	GAMES	SCHEDULE	OF SCHEDULE	RPI	RPI	RPI	RPI
DIV. I ONLY	1- 17	345	1-9	230	348	339	339	26	26	
DIV. I NON-CONF.	0- 7	338	0	186	342	339	339	28	28	
TOTALS	RPI 1-25	RPI 26-50	W-L RECORDS	RPI 51-100	RPI 101-150	RPI 150+				
1- 17	0- 1	0- 0	OVERALL	0- 1	0- 2	1- 13				
0- 9	0- 0	0- 0	HOME	0- 0	0- 1	0- 8				
1- 8	0- 1	0- 0	AWAY	0- 1	0- 1	1- 5				
0- 0	0- 0	0- 0	NEUTRAL	0- 0	0- 0	0- 0				
0- 7	0- 1	0- 0	NON-CONFERENCE	0- 1	0- 1	0- 4				
0- 4	0- 0	0- 0	HOME	0- 0	0- 1	0- 3				
0- 3	0- 1	0- 0	AWAY	0- 1	0- 0	0- 1				
0- 0	0- 0	0- 0	NEUTRAL	0- 0	0- 0	0- 0				
1- 10	0- 0	0- 0	CONFERENCE	0- 0	0- 1	1- 9				
0- 5	0- 0	0- 0	HOME	0- 0	0- 0	0- 5				
1- 5	0- 0	0- 0	AWAY	0- 0	0- 1	1- 4				
0- 0	0- 0	0- 0	NEUTRAL	0- 0	0- 0	0- 0				

RPI S	Opponent	Score	RPI S	Opponent	Score	RPI S	Opponent	Score	RPI S	Opponent	Score	Team's RPI: 339
23	A Florida St.	36 88				58	A North Carolina	54 85	133	A Campbell	36 61	
									147	H Bethune-Cookman	41 81	
									155	H Hampton	59 64	
									200	H North Dakota	57 73	
									210	H High Point	70 84	
									230	A Radford	35 72	
									235	A Gardner-Webb	45 67	
									235	H Gardner-Webb	52 79	
									239	A UNC Asheville	60 48	
									247	H Col. of Charleston	70 79	
									257	H Winthrop	53 58	
									264	A Longwood	64 84	
									303	H Presbyterian	46 67	
									337	A Western Caro.	64 69	
									338	A USC Upstate	53 70	
									350	H South Carolina St.	75 81	
LAST 10 Division I												
235	A Gardner-Webb	45 67	239	A UNC Asheville	60 48							
303	H Presbyterian	46 67	210	H High Point	70 84							
257	H Winthrop	53 58	264	A Longwood	64 84							
133	A Campbell	36 61	230	A Radford	35 72							
155	H Hampton	59 64	235	H Gardner-Webb	52 79							

Non-Div I Games: Columbia (SC) 76 59 Virginia-Lynchburg 92 55

Charleston So.

Loss, Non-Conf, S Site, H Home A Away N Neutral

Average RPI Win:	<b>189</b>	WON-LOST	WINNING	LAST 10	STRENGTH OF	OPP. STRENGTH	TEAM	ADJ.	CONF.	ADJ CONF.
Average RPI Loss:	<b>73</b>	RECORD	PCT. RANK	GAMES	SCHEDULE	OF SCHEDULE	RPI	RPI	RPI	RPI
DIV. I ONLY	<b>14- 6</b>	<b>59</b>	<b>6-4</b>	<b>125</b>	<b>97</b>	<b>66</b>	<b>66</b>	<b>13</b>	<b>13</b>	
DIV. I NON-CONF.	<b>9- 2</b>	<b>38</b>	<b>1-0</b>	<b>170</b>	<b>68</b>	<b>55</b>	<b>55</b>	<b>14</b>	<b>14</b>	
TOTALS	RPI 1-25	RPI 26-50	W-L RECORDS	RPI 51-100	RPI 101-150	RPI 150+				
14- 6	0- 1	0- 2	OVERALL	3- 1	3- 1	8- 1				
7- 2	0- 0	0- 1	HOME	0- 0	1- 1	6- 0				
5- 4	0- 1	0- 1	AWAY	2- 1	1- 0	2- 1				
2- 0	0- 0	0- 0	NEUTRAL	1- 0	1- 0	0- 0				
9- 2	0- 1	0- 0	NON-CONFERENCE	3- 0	2- 1	4- 0				
4- 1	0- 0	0- 0	HOME	0- 0	1- 1	3- 0				
3- 1	0- 1	0- 0	AWAY	2- 0	0- 0	1- 0				
2- 0	0- 0	0- 0	NEUTRAL	1- 0	1- 0	0- 0				
5- 4	0- 0	0- 2	CONFERENCE	0- 1	1- 0	4- 1				
3- 1	0- 0	0- 1	HOME	0- 0	0- 0	3- 0				
2- 3	0- 0	0- 1	AWAY	0- 1	1- 0	1- 1				
0- 0	0- 0	0- 0	NEUTRAL	0- 0	0- 0	0- 0				

RPI 1-25				RPI 26-50				RPI 51-100				Team's RPI: 66		RPI 101+			
RPI	S	Opponent	Score	RPI	S	Opponent	Score	RPI	S	Opponent	Score			RPI	S	Opponent	Score
24	A	Kentucky	39 86	29	A	Old Dominion	51 54	60	A	Middle Tenn.	59 83			109	A	UAB	83 75
				32	H	Western Ky.	56 60	61	N	Boston College	84 68			115	H	Fordham	51 76
								92	A	Wake Forest	77 65			130	H	Richmond	78 59
								95	A	Davidson	75 64			140	N	Tulane	60 56
														180	A	Fla. Atlantic	44 65
														191	H	Southern Miss.	63 59
														211	H	Delaware	61 57
														235	H	Gardner-Webb	74 49
														237	H	Louisiana Tech	55 37
														258	H	Marshall	52 46
														274	A	East Carolina	59 47
														282	A	FIU	64 50
														325	H	UMES	64 44
LAST 10 Division I																	
				191	H	Southern Miss.	63 59					258	H	Marshall		52 46	
				237	H	Louisiana Tech	55 37					29	A	Old Dominion		51 54	
				282	A	FIU	64 50					60	A	Middle Tenn.		59 83	
				180	A	Fla. Atlantic	44 65					109	A	UAB		83 75	
				32	H	Western Ky.	56 60					325	H	UMES		64 44	

Non-Div I Games:

Charlotte



## Chattanooga

Through Games Of Feb. 3, 2020

Average RPI Win:	233	WON-LOST	WINNING	LAST 10	STRENGTH OF	OPP. STRENGTH	TEAM	ADJ.	CONF.	ADJ CONF.
Average RPI Loss:	122	RECORD	PCT. RANK	GAMES	SCHEDULE	OF SCHEDULE	RPI	RPI	RPI	RPI
DIV. I ONLY	5- 16	300	4-6	69	151	219	219	25	25	
DIV. I NON-CONF.	1- 13	337	0-3	14	94	214	214	23	23	
TOTALS	RPI 1-25	RPI 26-50	W-L RECORDS	RPI 51-100	RPI 101-150	RPI 150+				
5- 16	0- 2	0- 1	OVERALL	0- 6	1- 1	4- 6				
2- 6	0- 0	0- 1	HOME	0- 2	0- 0	2- 3				
3- 10	0- 2	0- 0	AWAY	0- 4	1- 1	2- 3				
0- 0	0- 0	0- 0	NEUTRAL	0- 0	0- 0	0- 0				
1- 13	0- 2	0- 1	NON-CONFERENCE	0- 6	1- 0	0- 4				
0- 6	0- 0	0- 1	HOME	0- 2	0- 0	0- 3				
1- 7	0- 2	0- 0	AWAY	0- 4	1- 0	0- 1				
0- 0	0- 0	0- 0	NEUTRAL	0- 0	0- 0	0- 0				
4- 3	0- 0	0- 0	CONFERENCE	0- 0	0- 1	4- 2				
2- 0	0- 0	0- 0	HOME	0- 0	0- 0	2- 0				
2- 3	0- 0	0- 0	AWAY	0- 0	0- 1	2- 2				
0- 0	0- 0	0- 0	NEUTRAL	0- 0	0- 0	0- 0				

RPI 1-25				RPI 26-50				RPI 51-100				RPI 101+ Team's RPI: 219			
RPI	S	Opponent	Score	RPI	S	Opponent	Score	RPI	S	Opponent	Score	RPI	S	Opponent	Score
3	A	Louisville	37 86	33	H	Purdue	34 66	63	A	Belmont	50 63	107	A	Liberty	71 54
15	A	NC State	38 74					64	H	Troy	51 90	146	A	Samford	46 60
								67	A	South Dakota St.	56 71	151	A	UNC Greensboro	41 49
								68	H	Ohio	58 70	155	H	Hampton	55 84
								69	A	UT Martin	51 78	194	H	Furman	60 52
								89	A	Cincinnati	53 72	196	H	Austin Peay	49 50
												221	H	Northern Colo.	42 59
												260	A	ETSU	91 82
												269	H	Wofford	80 76
												277	A	Eastern Ky.	65 71
												331	A	Mercer	48 55
												337	A	Western Caro.	59 52
LAST 10 Division I															
260	A	ETSU	91 82	151	A	UNC Greensboro	41 49								
331	A	Mercer	48 55	337	A	Western Caro.	59 52								
146	A	Samford	46 60	68	H	Ohio	58 70								
194	H	Furman	60 52	15	A	NC State	38 74								
269	H	Wofford	80 76	64	H	Troy	51 90								

Non-Div I Games:

Chattanooga

■ Loss, 
■ Non-Conf, S Site, 
■ Home 
■ Away 
N Neutral

Average RPI Win: 199		WON-LOST	WINNING	LAST 10	STRENGTH OF	OPP. STRENGTH	TEAM	ADJ.	CONF.	ADJ CONF.
Average RPI Loss: 232		RECORD	PCT. RANK	GAMES	SCHEDULE	OF SCHEDULE	RPI	RPI	RPI	RPI
DIV. I ONLY		1- 20	348	1-9	316	312	349	349	32	32
DIV. I NON-CONF.		0- 13	338	0-2	279	252	343	343	32	32
TOTALS		RPI 1-25	RPI 26-50	W-L RECORDS	RPI 51-100	RPI 101-150	RPI 150+			
1- 20	0- 0		0- 1	OVERALL	0- 0	0- 3	1- 16			
0- 9	0- 0		0- 1	HOME	0- 0	0- 2	0- 6			
1- 10	0- 0		0- 0	AWAY	0- 0	0- 1	1- 9			
0- 1	0- 0		0- 0	NEUTRAL	0- 0	0- 0	0- 1			
0- 13	0- 0		0- 1	NON-CONFERENCE	0- 0	0- 3	0- 9			
0- 6	0- 0		0- 1	HOME	0- 0	0- 2	0- 3			
0- 6	0- 0		0- 0	AWAY	0- 0	0- 1	0- 5			
0- 1	0- 0		0- 0	NEUTRAL	0- 0	0- 0	0- 1			
1- 7	0- 0		0- 0	CONFERENCE	0- 0	0- 0	1- 7			
0- 3	0- 0		0- 0	HOME	0- 0	0- 0	0- 3			
1- 4	0- 0		0- 0	AWAY	0- 0	0- 0	1- 4			
0- 0	0- 0		0- 0	NEUTRAL	0- 0	0- 0	0- 0			

RPI 1-25				RPI 26-50				RPI 51-100				RPI 101+				Team's RPI: 349	
RPI	S	Opponent	Score	RPI	S	Opponent	Score	RPI	S	Opponent	Score	RPI	S	Opponent	Score		
				26	H	Arizona	50 82					109	A	UT Arlington	53 84		
												117	H	Loyola Chicago	53 98		
												135	H	Green Bay	46 102		
												156	A	Western Mich.	69 90		
												159	A	Valparaiso	49 95		
												162	A	Illinois	66 96		
												199	A	CSU Bakersfield	60 58		
												215	H	Western Ill.	78 88		
												248	A	UMKC	57 73		
												251	A	Grand Canyon	49 69		
												265	N	UC Santa Barbara	65 96		
												280	H	Oakland	70 98		
												289	A	Nevada	60 80		
												300	H	California Baptist	65 80		
												301	H	UTRGV	67 87		
												313	A	Seattle U	51 80		
												321	H	New Mexico St.	60 73		
												324	A	Evansville	42 76		
												326	A	Utah Valley	58 89		
												335	H	UIC	61 73		
LAST 10 Division I																	
				248	A	UMKC	57 73	321	H	New Mexico St.	60 73						
				300	H	California Baptist	65 80	313	A	Seattle U	51 80						
				199	A	CSU Bakersfield	60 58	326	A	Utah Valley	58 89						
				251	A	Grand Canyon	49 69	159	A	Valparaiso	49 95						
				301	H	UTRGV	67 87	324	A	Evansville	42 76						

Non-Div I Games:

Chicago St.

Loss, Non-Conf, S Site, H Home A Away N Neutral

Average RPI Win:	167	WON-LOST	WINNING	LAST 10	STRENGTH OF	OPP. STRENGTH	TEAM	ADJ.	CONF.	ADJ CONF.
Average RPI Loss:	62	RECORD	PCT. RANK	GAMES	SCHEDULE	OF SCHEDULE	RPI	RPI	RPI	RPI
DIV. I ONLY	14- 7	76	7-3	130	35	89	89	9	9	
DIV. I NON-CONF.	9- 4	84	2-0	248	27	155	155	9	9	
TOTALS	RPI 1-25	RPI 26-50	W-L RECORDS	RPI 51-100	RPI 101-150	RPI 150+				
14- 7	0- 2	0- 1	OVERALL	4- 3	3- 1	7- 0				
11- 2	0- 0	0- 1	HOME	4- 1	2- 0	5- 0				
3- 3	0- 1	0- 0	AWAY	0- 1	1- 1	2- 0				
0- 2	0- 1	0- 0	NEUTRAL	0- 1	0- 0	0- 0				
9- 4	0- 1	0- 1	NON-CONFERENCE	1- 2	2- 0	6- 0				
7- 2	0- 0	0- 1	HOME	1- 1	1- 0	5- 0				
2- 0	0- 0	0- 0	AWAY	0- 0	1- 0	1- 0				
0- 2	0- 1	0- 0	NEUTRAL	0- 1	0- 0	0- 0				
5- 3	0- 1	0- 0	CONFERENCE	3- 1	1- 1	1- 0				
4- 0	0- 0	0- 0	HOME	3- 0	1- 0	0- 0				
1- 3	0- 1	0- 0	AWAY	0- 1	0- 1	1- 0				
0- 0	0- 0	0- 0	NEUTRAL	0- 0	0- 0	0- 0				

RPI 1-25				RPI 26-50				RPI 51-100				RPI 101+			
RPI	S	Opponent	Score	RPI	S	Opponent	Score	RPI	S	Opponent	Score	RPI	S	Opponent	Score
10	A	UConn	50 80	27	H	Ohio St.	73 78	54	H	Temple	86 81	104	H	Utah	68 62
12	N	Iowa	61 69					62	H	UCF	81 64	106	A	VCU	58 56
								74	N	Bucknell	48 56	140	A	Tulane	59 64
								76	H	Ball St.	63 56	149	H	Houston	85 66
								79	A	South Fla.	68 76	171	H	Miami (OH)	98 68
								79	H	South Fla.	60 55	179	A	Memphis	73 66
								90	H	Saint Louis	50 60	219	H	Chattanooga	72 53
												240	A	Xavier	85 78
												268	H	Pittsburgh	69 53
												281	H	Alabama A&M	62 47
												343	H	Coppin St.	86 40
LAST 10 Division I															
79	H	South Fla.	60 55	62	H	UCF	81 64								
10	A	UConn	50 80	179	A	Memphis	73 66								
54	H	Temple	86 81	79	A	South Fla.	68 76								
149	H	Houston	85 66	343	H	Coppin St.	86 40								
140	A	Tulane	59 64	268	H	Pittsburgh	69 53								

Non-Div I Games:

Cincinnati

■ Loss, 
■ Non-Conf, S Site, 
■ Home 
■ Away 
N Neutral

Average RPI Win:	227	WON-LOST	WINNING	LAST 10	STRENGTH OF	OPP. STRENGTH	TEAM	ADJ.	CONF.	ADJ CONF.
Average RPI Loss:	72	RECORD	PCT. RANK	GAMES	SCHEDULE	OF SCHEDULE	RPI	RPI	RPI	RPI
DIV. I ONLY	7- 15	271	3-7	50	61	176	176	5	5	
DIV. I NON-CONF.	4- 7	225	0	145	160	230	230	3	3	
TOTALS	RPI 1-25	RPI 26-50	W-L RECORDS	RPI 51-100	RPI 101-150	RPI 150+				
7- 15	0- 6	1- 1	OVERALL	0- 5	1- 1	5- 2				
4- 7	0- 4	1- 0	HOME	0- 1	0- 1	3- 1				
2- 7	0- 1	0- 1	AWAY	0- 4	1- 0	1- 1				
1- 1	0- 1	0- 0	NEUTRAL	0- 0	0- 0	1- 0				
4- 7	0- 3	0- 0	NON-CONFERENCE	0- 1	0- 1	4- 2				
2- 4	0- 1	0- 0	HOME	0- 1	0- 1	2- 1				
1- 2	0- 1	0- 0	AWAY	0- 0	0- 0	1- 1				
1- 1	0- 1	0- 0	NEUTRAL	0- 0	0- 0	1- 0				
3- 8	0- 3	1- 1	CONFERENCE	0- 4	1- 0	1- 0				
2- 3	0- 3	1- 0	HOME	0- 0	0- 0	1- 0				
1- 5	0- 0	0- 1	AWAY	0- 4	1- 0	0- 0				
0- 0	0- 0	0- 0	NEUTRAL	0- 0	0- 0	0- 0				

RPI 1-25				RPI 26-50				RPI 51-100				RPI 101+ Team's RPI: 176			
RPI	S	Opponent	Score	RPI	S	Opponent	Score	RPI	S	Opponent	Score	RPI	S	Opponent	Score
2	H	South Carolina	48 84	34	A	Virginia Tech	50 71	58	A	North Carolina	72 86	105	A	Notre Dame	71 55
3	H	Louisville	50 75	42	H	Duke	62 58	59	A	Miami (FL)	64 68	134	H	N.C. A&T	74 82
8	N	Maryland	44 63					72	H	Alabama	54 67	190	A	Penn St.	55 68
12	A	Iowa	60 74					87	A	Georgia Tech	47 49	194	H	Furman	77 71
15	H	NC State	60 79					92	A	Wake Forest	58 63	268	H	Pittsburgh	75 67
23	H	Florida St.	64 81									292	H	Navy	52 65
												319	N	Alcorn	77 46
												331	A	Mercer	65 61
												332	H	Alabama St.	76 43
LAST 10 Division I															
				58	A	North Carolina	72 86	268	H	Pittsburgh	75 67				
				15	H	NC State	60 79	87	A	Georgia Tech	47 49				
				34	A	Virginia Tech	50 71	92	A	Wake Forest	58 63				
				59	A	Miami (FL)	64 68	3	H	Louisville	50 75				
				42	H	Duke	62 58	105	A	Notre Dame	71 55				

Non-Div I Games:

Clemson

■ Loss, 
 ■ Non-Conf, 
 ■ S Site, 
 ■ H Home 
 ■ A Away 
 N Neutral

Average RPI Win:	280	WON-LOST	WINNING	LAST 10	STRENGTH OF	OPP. STRENGTH	TEAM	ADJ.	CONF.	ADJ CONF.
Average RPI Loss:	166	RECORD	PCT. RANK	GAMES	SCHEDULE	OF SCHEDULE	RPI	RPI	RPI	RPI
DIV. I ONLY	14- 6	59	5-5	348	230	195	195	22	22	
DIV. I NON-CONF.	8- 1	26	0	350	214	170	170	19	19	
TOTALS	RPI 1-25	RPI 26-50	W-L RECORDS	RPI 51-100	RPI 101-150	RPI 150+				
14- 6	0- 0	0- 0	OVERALL	0- 2	0- 1	14- 3				
4- 2	0- 0	0- 0	HOME	0- 1	0- 1	4- 0				
10- 4	0- 0	0- 0	AWAY	0- 1	0- 0	10- 3				
0- 0	0- 0	0- 0	NEUTRAL	0- 0	0- 0	0- 0				
8- 1	0- 0	0- 0	NON-CONFERENCE	0- 0	0- 0	8- 1				
1- 0	0- 0	0- 0	HOME	0- 0	0- 0	1- 0				
7- 1	0- 0	0- 0	AWAY	0- 0	0- 0	7- 1				
0- 0	0- 0	0- 0	NEUTRAL	0- 0	0- 0	0- 0				
6- 5	0- 0	0- 0	CONFERENCE	0- 2	0- 1	6- 2				
3- 2	0- 0	0- 0	HOME	0- 1	0- 1	3- 0				
3- 3	0- 0	0- 0	AWAY	0- 1	0- 0	3- 2				
0- 0	0- 0	0- 0	NEUTRAL	0- 0	0- 0	0- 0				

RPI S	Opponent	Score	RPI S	Opponent	Score	RPI S	Opponent	Score	RPI S	Opponent	Score	Team's RPI: 195
						52	A IUPUI	48 58	135	H Green Bay	54 74	
						52	H IUPUI	53 78	197	H Akron	66 62	
									198	A Wright St.	62 78	
									209	A Northern Ky.	73 68	
									227	H Youngstown St.	60 52	
									231	A Bowling Green	62 89	
									242	H Milwaukee	58 49	
									260	A ETSU	62 54	
									261	A Delaware St.	57 49	
									280	A Oakland	79 58	
									291	A St. Bonaventure	65 62	
									294	A Omaha	79 66	
									311	A Hofstra	61 51	
									329	A Detroit Mercy	59 70	
									334	A LIU Brooklyn	79 49	
									335	A UIC	83 43	
									335	H UIC	84 44	
									337	A Western Caro.	68 61	
LAST 10 Division I												
335	A	UIC	83	43	329	A	Detroit Mercy	59	70			
52	A	IUPUI	48	58	227	H	Youngstown St.	60	52			
135	H	Green Bay	54	74	209	A	Northern Ky.	73	68			
242	H	Milwaukee	58	49	198	A	Wright St.	62	78			
280	A	Oakland	79	58	52	H	IUPUI	53	78			

Non-Div I Games: Davis &amp; Elkins 110 41 Lake Erie 95 49

Cleveland St.

■ Loss, 
■ Non-Conf, 
■ S Site, 
■ Home 
■ A Away 
N Neutral

Average RPI Win: 252		WON-LOST	WINNING	LAST 10	STRENGTH OF	OPP. STRENGTH	TEAM	ADJ.	CONF.	ADJ CONF.
Average RPI Loss: 132		RECORD	PCT. RANK	GAMES	SCHEDULE	OF SCHEDULE	RPI	RPI	RPI	RPI
DIV. I ONLY		15- 3	21	8-2	335	225	126	126	21	21
DIV. I NON-CONF.		8- 1	26	1-0	344	273	161	161	20	20
TOTALS		RPI 1-25	RPI 26-50	W-L RECORDS	RPI 51-100	RPI 101-150	RPI 150+			
15- 3	0- 0		0- 0	OVERALL	0- 1	1- 1	14- 1			
8- 1	0- 0		0- 0	HOME	0- 0	1- 1	7- 0			
6- 2	0- 0		0- 0	AWAY	0- 1	0- 0	6- 1			
1- 0	0- 0		0- 0	NEUTRAL	0- 0	0- 0	1- 0			
8- 1	0- 0		0- 0	NON-CONFERENCE	0- 0	0- 1	8- 0			
4- 1	0- 0		0- 0	HOME	0- 0	0- 1	4- 0			
3- 0	0- 0		0- 0	AWAY	0- 0	0- 0	3- 0			
1- 0	0- 0		0- 0	NEUTRAL	0- 0	0- 0	1- 0			
7- 2	0- 0		0- 0	CONFERENCE	0- 1	1- 0	6- 1			
4- 0	0- 0		0- 0	HOME	0- 0	1- 0	3- 0			
3- 2	0- 0		0- 0	AWAY	0- 1	0- 0	3- 1			
0- 0	0- 0		0- 0	NEUTRAL	0- 0	0- 0	0- 0			

RPI 1-25				RPI 26-50				RPI 51-100				RPI 101+				Team's RPI: 126	
RPI	S	Opponent	Score	RPI	S	Opponent	Score	RPI	S	Opponent	Score	RPI	S	Opponent	Score		
								64	A	Troy	77	84	109	H	UT Arlington	62	56
													130	H	Richmond	67	79
													151	H	UNC Greensboro	63	54
													153	N	Elon	76	65
													177	A	Little Rock	68	48
													203	A	Arkansas St.	61	63
													236	H	George Mason	74	59
													250	A	South Alabama	71	62
													255	A	UNCW	62	43
													269	A	Wofford	78	73
													275	H	Texas St.	75	67
													276	A	Appalachian St.	80	53
													295	H	Ga. Southern	66	59
													318	H	Ark.-Pine Bluff	76	69
													327	H	Georgia St.	87	45
													337	A	Western Caro.	66	43
													350	H	South Carolina St.	85	44
EAST 10 Division I																	
				327	H	Georgia St.	87	45	109	H	UT Arlington	62	56				
				295	H	Ga. Southern	66	59	275	H	Texas St.	75	67				
				203	A	Arkansas St.	61	63	250	A	South Alabama	71	62				
				276	A	Appalachian St.	80	53	64	A	Troy	77	84				
				177	A	Little Rock	68	48	350	H	South Carolina St.	85	44				

Non-Div I Games:	UNC Pembroke	86	44	Wesleyan (GA)	132	32
------------------	--------------	----	----	---------------	-----	----

Coastal Caro.

Loss, Non-Conf, S Site, H Home A Away N Neutral

Average RPI Win:	265	WON-LOST	WINNING	LAST 10	STRENGTH OF	OPP. STRENGTH	TEAM	ADJ.	CONF.	ADJ CONF.
Average RPI Loss:	161	RECORD	PCT. RANK	GAMES	SCHEDULE	OF SCHEDULE	RPI	RPI	RPI	RPI
DIV. I ONLY	10- 9	163	5-5	331	227	247	247	14	14	
DIV. I NON-CONF.	6- 4	123	1-0	347	337	277	277	13	13	
TOTALS	RPI 1-25	RPI 26-50	W-L RECORDS	RPI 51-100	RPI 101-150	RPI 150+				
10- 9	0- 0	0- 1	OVERALL	1- 1	0- 2	9- 5				
5- 4	0- 0	0- 1	HOME	1- 0	0- 0	4- 3				
5- 5	0- 0	0- 0	AWAY	0- 1	0- 2	5- 2				
0- 0	0- 0	0- 0	NEUTRAL	0- 0	0- 0	0- 0				
6- 4	0- 0	0- 0	NON-CONFERENCE	0- 1	0- 0	6- 3				
2- 2	0- 0	0- 0	HOME	0- 0	0- 0	2- 2				
4- 2	0- 0	0- 0	AWAY	0- 1	0- 0	4- 1				
0- 0	0- 0	0- 0	NEUTRAL	0- 0	0- 0	0- 0				
4- 5	0- 0	0- 1	CONFERENCE	1- 0	0- 2	3- 2				
3- 2	0- 0	0- 1	HOME	1- 0	0- 0	2- 1				
1- 3	0- 0	0- 0	AWAY	0- 0	0- 2	1- 1				
0- 0	0- 0	0- 0	NEUTRAL	0- 0	0- 0	0- 0				

RPI S	Opponent	Score	RPI S	Opponent	Score	RPI S	Opponent	Score	RPI S	Opponent	Score	Team's RPI: 247
44	H James Madison	53 87	57	H Drexel	73 59	92	A Wake Forest	50 106	129	A Northeastern	68 72	
									144	A William & Mary	60 85	
									151	H UNC Greensboro	56 69	
									153	A Elon	48 90	
									193	H Towson	62 79	
									210	A High Point	79 70	
									211	H Delaware	84 73	
									236	H George Mason	61 72	
									255	H UNCW	67 63	
									257	A Winthrop	84 73	
									303	A Presbyterian	54 58	
									311	A Hofstra	63 60	
									322	H N.C. Central	85 78	
									337	H Western Caro.	73 62	
									339	A Charleston So.	79 70	
									350	A South Carolina St.	76 55	
LAST 10 Division I												
311	A Hofstra	63 60	144	A William & Mary	60 85							
129	A Northeastern	68 72	153	A Elon	48 90							
255	H UNCW	67 63	211	H Delaware	84 73							
44	H James Madison	53 87	57	H Drexel	73 59							
193	H Towson	62 79	337	H Western Caro.	73 62							

Non-Div I Games: Coker 82 57

Col. of Charleston

■ Loss, 
 ■ Non-Conf, S Site, 
 ■ Home 
 ■ Away 
 N Neutral

Average RPI Win: <b>224</b>	WON-LOST	WINNING	LAST 10	STRENGTH OF	OPP. STRENGTH	TEAM	ADJ.	CONF.	ADJ CONF.
Average RPI Loss: <b>100</b>	RECORD	PCT. RANK	GAMES	SCHEDULE	OF SCHEDULE	RPI	RPI	RPI	RPI
DIV. I ONLY	15- 6	53	7-3	217	142	82	82	15	15
DIV. I NON-CONF.	8- 3	68	0	205	157	69	69	15	15
TOTALS	RPI 1-25	RPI 26-50	W-L RECORDS	RPI 51-100	RPI 101-150	RPI 150+			
15- 6	0- 1	1- 0	OVERALL	0- 3	2- 0	12- 2			
10- 0	0- 0	1- 0	HOME	0- 0	1- 0	8- 0			
5- 6	0- 1	0- 0	AWAY	0- 3	1- 0	4- 2			
0- 0	0- 0	0- 0	NEUTRAL	0- 0	0- 0	0- 0			
8- 3	0- 1	1- 0	NON-CONFERENCE	0- 2	1- 0	6- 0			
5- 0	0- 0	1- 0	HOME	0- 0	0- 0	4- 0			
3- 3	0- 1	0- 0	AWAY	0- 2	1- 0	2- 0			
0- 0	0- 0	0- 0	NEUTRAL	0- 0	0- 0	0- 0			
7- 3	0- 0	0- 0	CONFERENCE	0- 1	1- 0	6- 2			
5- 0	0- 0	0- 0	HOME	0- 0	1- 0	4- 0			
2- 3	0- 0	0- 0	AWAY	0- 1	0- 0	2- 2			
0- 0	0- 0	0- 0	NEUTRAL	0- 0	0- 0	0- 0			

RPI 1-25				RPI 26-50				RPI 51-100 Team's RPI: 82				RPI 101+			
RPI	S	Opponent	Score	RPI	S	Opponent	Score	RPI	S	Opponent	Score	RPI	S	Opponent	Score
16	A	Northwestern	44 73	36	H	Yale	70 67	72	A	Alabama	52 72	122	H	Holy Cross	71 60
								74	A	Bucknell	43 66	139	A	Cornell	62 58
								90	A	Saint Louis	51 61	157	A	Lafayette	39 55
												157	H	Lafayette	73 52
												163	A	Boston U.	70 61
												189	A	American	61 63
												189	H	American	63 62
												201	H	UMass Lowell	73 51
												249	H	Niagara	85 72
												266	A	Loyola Maryland	76 74
												283	H	Wagner	74 58
												285	H	Army West Point	100 93
												292	H	Navy	80 55
												308	H	Siena	88 51
												330	A	NJIT	79 52
												341	A	Canisius	90 69
LAST 10 Division I															
122	H	Holy Cross	71 60	157	H	Lafayette	73 52								
157	A	Lafayette	39 55	292	H	Navy	80 55								
189	H	American	63 62	266	A	Loyola Maryland	76 74								
74	A	Bucknell	43 66	285	H	Army West Point	100 93								
163	A	Boston U.	70 61	189	A	American	61 63								

Non-Div I Games:

Colgate



Average RPI Win:	183	WON-LOST	WINNING	LAST 10	STRENGTH OF	OPP. STRENGTH	TEAM	ADJ.	CONF.	ADJ CONF.
Average RPI Loss:	20	RECORD	PCT. RANK	GAMES	SCHEDULE	OF SCHEDULE	RPI	RPI	RPI	RPI
DIV. I ONLY	14- 7	76	3-7	51	20	48	48	1	1	
DIV. I NON-CONF.	11- 0	1	0	275	170	51	51	1	1	
TOTALS	RPI 1-25	RPI 26-50	W-L RECORDS	RPI 51-100	RPI 101-150	RPI 150+				
14- 7	0- 6	0- 0	OVERALL	1- 0	6- 1	7- 0				
7- 4	0- 3	0- 0	HOME	1- 0	2- 1	4- 0				
6- 3	0- 3	0- 0	AWAY	0- 0	3- 0	3- 0				
1- 0	0- 0	0- 0	NEUTRAL	0- 0	1- 0	0- 0				
11- 0	0- 0	0- 0	NON-CONFERENCE	0- 0	4- 0	7- 0				
6- 0	0- 0	0- 0	HOME	0- 0	2- 0	4- 0				
4- 0	0- 0	0- 0	AWAY	0- 0	1- 0	3- 0				
1- 0	0- 0	0- 0	NEUTRAL	0- 0	1- 0	0- 0				
3- 7	0- 6	0- 0	CONFERENCE	1- 0	2- 1	0- 0				
1- 4	0- 3	0- 0	HOME	1- 0	0- 1	0- 0				
2- 3	0- 3	0- 0	AWAY	0- 0	2- 0	0- 0				
0- 0	0- 0	0- 0	NEUTRAL	0- 0	0- 0	0- 0				

RPI 1-25				RPI 26-50				RPI 51-100				RPI 101+			
RPI	S	Opponent	Score	RPI	S	Opponent	Score	RPI	S	Opponent	Score	RPI	S	Opponent	Score
1	A	Oregon	46 104					86	H	Southern California	66 53	103	H	Texas Southern	74 50
1	H	Oregon	53 101									104	A	Utah	80 70
4	A	Stanford	68 76									104	H	Utah	69 84
6	H	UCLA	62 65									109	N	UAB	77 69
11	A	Oregon St.	60 72									112	H	Wisconsin	74 57
11	H	Oregon St.	52 79									128	A	California	62 50
												140	A	Tulane	62 52
												182	H	Jacksonville	66 44
												188	A	Wyoming	66 56
												240	A	Xavier	62 53
												267	A	Colorado St.	79 75
												279	H	Indiana St.	59 46
												287	H	Denver	96 70
												330	H	NJIT	80 57
LAST 10 Division I															
1	H	Oregon	53 101	6	H	UCLA	62 65								
11	H	Oregon St.	52 79	86	H	Southern California	66 53								
128	A	California	62 50	11	A	Oregon St.	60 72								
4	A	Stanford	68 76	1	A	Oregon	46 104								
104	H	Utah	69 84	104	A	Utah	80 70								

Non-Div I Games:

Colorado

■ Loss, 
 ■ Non-Conf, 
 ■ S Site, 
 ■ H Home 
 ■ A Away 
 N Neutral

Colorado St.

Through Games Of Feb. 3, 2020

Average RPI Win:	282	WON-LOST	WINNING	LAST 10	STRENGTH OF	OPP. STRENGTH	TEAM	ADJ.	CONF.	ADJ CONF.
Average RPI Loss:	155	RECORD	PCT. RANK	GAMES	SCHEDULE	OF SCHEDULE	RPI	RPI	RPI	RPI
DIV. I ONLY	8- 12	236	4-6	255	265	267	267	17	17	
DIV. I NON-CONF.	4- 5	195	0-1	288	285	267	267	24	24	
TOTALS	RPI 1-25	RPI 26-50	W-L RECORDS	RPI 51-100	RPI 101-150	RPI 150+				
8- 12	0- 0	0- 2	OVERALL	0- 1	0- 3	8- 6				
6- 4	0- 0	0- 1	HOME	0- 0	0- 2	6- 1				
2- 8	0- 0	0- 1	AWAY	0- 1	0- 1	2- 5				
0- 0	0- 0	0- 0	NEUTRAL	0- 0	0- 0	0- 0				
4- 5	0- 0	0- 2	NON-CONFERENCE	0- 0	0- 1	4- 2				
3- 2	0- 0	0- 1	HOME	0- 0	0- 0	3- 1				
1- 3	0- 0	0- 1	AWAY	0- 0	0- 1	1- 1				
0- 0	0- 0	0- 0	NEUTRAL	0- 0	0- 0	0- 0				
4- 7	0- 0	0- 0	CONFERENCE	0- 1	0- 2	4- 4				
3- 2	0- 0	0- 0	HOME	0- 0	0- 2	3- 0				
1- 5	0- 0	0- 0	AWAY	0- 1	0- 0	1- 4				
0- 0	0- 0	0- 0	NEUTRAL	0- 0	0- 0	0- 0				





































RPI S	Opponent	Score	RPI S	Opponent	Score	RPI S	Opponent	Score	RPI S	Opponent	Score	Team's RPI: 267
43	A Tennessee	41 79	48	H Colorado	75 79	70	A Fresno St.	53 55	101	H Boise St.	69 72	
									111	A Idaho	54 61	
									137	H San Jose St.	53 58	
									185	H Northern Ill.	75 80	
									187	A UNLV	52 56	
									188	A Wyoming	56 49	
									204	A New Mexico	62 73	
									221	A Northern Colo.	75 58	
									243	A San Diego St.	49 59	
									244	A Tulsa	55 61	
									289	A Nevada	63 74	
									289	H Nevada	75 70	
									293	H Utah St.	56 55	
									298	H UC Riverside	52 40	
									304	H Incarnate Word	75 47	
									315	H Air Force	60 40	
									351	H Mississippi Val.	65 46	
LAST 10 Division I												
187	A UNLV	52 56	204	A New Mexico	62 73							
289	A Nevada	63 74	137	H San Jose St.	53 58							
293	H Utah St.	56 55	188	A Wyoming	56 49							
70	A Fresno St.	53 55	289	H Nevada	75 70							
315	H Air Force	60 40	244	A Tulsa	55 61							

Non-Div I Games: Western St. 56 47 Chadron St. 102 51

Colorado St.





Loss, Non-Conf, S Site, H Home A Away N Neutral

Average RPI Win: <b>227</b>	WON-LOST	WINNING	LAST 10	STRENGTH OF	OPP. STRENGTH	TEAM	ADJ.	CONF.	ADJ CONF.
Average RPI Loss: <b>148</b>	RECORD	PCT. RANK	GAMES	SCHEDULE	OF SCHEDULE	RPI	RPI	RPI	RPI
DIV. I ONLY	11- 6	92	7-3	300	156	175	175	8	8
DIV. I NON-CONF.	9- 4	84	5-1	334	220	187	187	8	8
TOTALS	RPI 1-25	RPI 26-50	W-L RECORDS	RPI 51-100	RPI 101-150	RPI 150+			
11- 6	0- 0	0- 1	OVERALL	1- 2	3- 1	7- 2			
8- 2	0- 0	0- 1	HOME	1- 0	2- 0	5- 1			
3- 4	0- 0	0- 0	AWAY	0- 2	1- 1	2- 1			
0- 0	0- 0	0- 0	NEUTRAL	0- 0	0- 0	0- 0			
9- 4	0- 0	0- 0	NON-CONFERENCE	1- 2	2- 0	6- 2			
6- 1	0- 0	0- 0	HOME	1- 0	1- 0	4- 1			
3- 3	0- 0	0- 0	AWAY	0- 2	1- 0	2- 1			
0- 0	0- 0	0- 0	NEUTRAL	0- 0	0- 0	0- 0			
2- 2	0- 0	0- 1	CONFERENCE	0- 0	1- 1	1- 0			
2- 1	0- 0	0- 1	HOME	0- 0	1- 0	1- 0			
0- 1	0- 0	0- 0	AWAY	0- 0	0- 1	0- 0			
0- 0	0- 0	0- 0	NEUTRAL	0- 0	0- 0	0- 0			

RPI S	Opponent	Score	RPI S	Opponent	Score	RPI S	Opponent	Score	RPI S	Opponent	Score	Team's RPI: 175
			36  Yale	60  85		91  Buffalo	75  82		115  Fordham	70 51		
						95  Davidson	63 60		139  Cornell	77  80		
						99  Vanderbilt	51  72		139  Cornell	76 66		
									150  Robert Morris	61 59		
									208  Saint Joseph's	57  71		
									224  Brown	74 60		
									241  Georgetown	54 49		
									242  Milwaukee	74 46		
									285  Army West Point	71 62		
									312  Albany (NY)	78  82		
									330  NJIT	99 43		
									331  Mercer	77 48		
									340  Tennessee St.	75 65		
LAST 10 Division I												
			224  Brown	74 60		340  Tennessee St.	75 65					
			36  Yale	60  85		99  Vanderbilt	51  72					
			139  Cornell	77  80		330  NJIT	99 43					
			139  Cornell	76 66		95  Davidson	63 60					
			331  Mercer	77 48		241  Georgetown	54 49					

Non-Div I Games:

Columbia

 Loss, 
  Non-Conf, 
 S Site, 
  Home 
  Away 
 N Neutral

Average RPI Win:	0	WON-LOST	WINNING	LAST 10	STRENGTH OF	OPP. STRENGTH	TEAM	ADJ.	CONF.	ADJ CONF.
Average RPI Loss:	193	RECORD	PCT. RANK	GAMES	SCHEDULE	OF SCHEDULE	RPI	RPI	RPI	RPI
DIV. I ONLY	0- 21	349	0-10	189	314	343	343	30	30	
DIV. I NON-CONF.	0- 12	338	0-1	142	202	325	325	30	30	
TOTALS	RPI 1-25	RPI 26-50	W-L RECORDS	RPI 51-100	RPI 101-150	RPI 150+				
0- 21	0- 0	0- 3	OVERALL	0- 3	0- 3	0- 12				
0- 7	0- 0	0- 0	HOME	0- 0	0- 1	0- 6				
0- 14	0- 0	0- 3	AWAY	0- 3	0- 2	0- 6				
0- 0	0- 0	0- 0	NEUTRAL	0- 0	0- 0	0- 0				
0- 12	0- 0	0- 3	NON-CONFERENCE	0- 3	0- 1	0- 5				
0- 2	0- 0	0- 0	HOME	0- 0	0- 0	0- 2				
0- 10	0- 0	0- 3	AWAY	0- 3	0- 1	0- 3				
0- 0	0- 0	0- 0	NEUTRAL	0- 0	0- 0	0- 0				
0- 9	0- 0	0- 0	CONFERENCE	0- 0	0- 2	0- 7				
0- 5	0- 0	0- 0	HOME	0- 0	0- 1	0- 4				
0- 4	0- 0	0- 0	AWAY	0- 0	0- 1	0- 3				
0- 0	0- 0	0- 0	NEUTRAL	0- 0	0- 0	0- 0				

RPI S	Opponent	Score	RPI S	Opponent	Score	RPI S	Opponent	Score	RPI S	Opponent	Score	Team's RPI: 343
			38 A	West Virginia	47 82	67 A	South Dakota St.	41 94	134 H	N.C. A&T	38 84	
			46 A	Rutgers	33 107	78 A	Dayton	48 78	145 A	George Washington	35 54	
			47 A	South Dakota	44 82	89 A	Cincinnati	40 86	147 A	Bethune-Cookman	51 82	
									173 H	Norfolk St.	48 85	
									202 A	La Salle	46 79	
									229 H	Morgan St.	42 47	
									249 H	Niagara	67 82	
									258 A	Marshall	47 60	
									261 A	Delaware St.	55 72	
									273 A	Howard	52 64	
									273 H	Howard	54 66	
									302 A	UMBC	48 71	
									336 H	Saint Peter's	57 82	
									347 A	Florida A&M	48 58	
									350 H	South Carolina St.	60 71	
LAST 10 Division I												
			273 A	Howard	52 64	347 A	Florida A&M	48 58				
			261 A	Delaware St.	55 72	147 A	Bethune-Cookman	51 82				
			273 H	Howard	54 66	173 H	Norfolk St.	48 85				
			229 H	Morgan St.	42 47	350 H	South Carolina St.	60 71				
			134 H	N.C. A&T	38 84	78 A	Dayton	48 78				

Non-Div I Games:

Coppin St.

■ Loss, 
 ■ Non-Conf, 
 ■ S Site, 
 ■ Home 
 ■ A Away 
 N Neutral

Average RPI Win:	256	WON-LOST	WINNING	LAST 10	STRENGTH OF	OPP. STRENGTH	TEAM	ADJ.	CONF.	ADJ CONF.
Average RPI Loss:	91	RECORD	PCT. RANK	GAMES	SCHEDULE	OF SCHEDULE	RPI	RPI	RPI	RPI
DIV. I ONLY	9- 7	135	5-5	111	234	139	139	8	8	
DIV. I NON-CONF.	7- 5	131	3-3	180	255	147	147	8	8	
TOTALS	RPI 1-25	RPI 26-50	W-L RECORDS	RPI 51-100	RPI 101-150	RPI 150+				
9- 7	0- 1	0- 2	OVERALL	0- 2	0- 0	9- 2				
5- 4	0- 0	0- 1	HOME	0- 2	0- 0	5- 1				
4- 3	0- 1	0- 1	AWAY	0- 0	0- 0	4- 1				
0- 0	0- 0	0- 0	NEUTRAL	0- 0	0- 0	0- 0				
7- 5	0- 1	0- 1	NON-CONFERENCE	0- 2	0- 0	7- 1				
3- 3	0- 0	0- 0	HOME	0- 2	0- 0	3- 1				
4- 2	0- 1	0- 1	AWAY	0- 0	0- 0	4- 0				
0- 0	0- 0	0- 0	NEUTRAL	0- 0	0- 0	0- 0				
2- 2	0- 0	0- 1	CONFERENCE	0- 0	0- 0	2- 1				
2- 1	0- 0	0- 1	HOME	0- 0	0- 0	2- 0				
0- 1	0- 0	0- 0	AWAY	0- 0	0- 0	0- 1				
0- 0	0- 0	0- 0	NEUTRAL	0- 0	0- 0	0- 0				

RPI 1-25				RPI 26-50				RPI 51-100				RPI 101+ Team's RPI: 139			
RPI	S	Opponent	Score	RPI	S	Opponent	Score	RPI	S	Opponent	Score	RPI	S	Opponent	Score
22	A	TCU	49 59	36	H	Yale	67 74	82	H	Colgate	58 62	175	A	Columbia	66 76
				38	A	West Virginia	62 68	98	H	Duquesne	62 72	175	H	Columbia	80 77
												183	H	Binghamton	56 59
												201	A	UMass Lowell	70 56
												224	H	Brown	74 63
												249	H	Niagara	82 59
												260	H	ETSU	71 43
												261	A	Delaware St.	77 51
												291	A	St. Bonaventure	70 42
												312	A	Albany (NY)	71 51
												330	H	NJIT	68 44
LAST 10 Division I															
36	H	Yale	67 74	38	A	West Virginia	62 68								
224	H	Brown	74 63	291	A	St. Bonaventure	70 42								
175	H	Columbia	80 77	98	H	Duquesne	62 72								
175	A	Columbia	66 76	183	H	Binghamton	56 59								
260	H	ETSU	71 43	201	A	UMass Lowell	70 56								

Non-Div I Games:

Cornell

Creighton

Through Games Of Feb. 3, 2020

Average RPI Win:	128	WON-LOST	WINNING	LAST 10	STRENGTH OF	OPP. STRENGTH	TEAM	ADJ.	CONF.	ADJ CONF.
Average RPI Loss:	48	RECORD	PCT. RANK	GAMES	SCHEDULE	OF SCHEDULE	RPI	RPI	RPI	RPI
DIV. I ONLY	14- 8	96	5-5	19	47	30	30	6	6	
DIV. I NON-CONF.	8- 3	68	0	22	38	13	13	6	6	
TOTALS	RPI 1-25	RPI 26-50	W-L RECORDS	RPI 51-100	RPI 101-150	RPI 150+				
14- 8	1- 1	2- 5	OVERALL	5- 2	1- 0	5- 0				
7- 2	0- 1	1- 0	HOME	2- 1	1- 0	3- 0				
5- 6	1- 0	0- 5	AWAY	2- 1	0- 0	2- 0				
2- 0	0- 0	1- 0	NEUTRAL	1- 0	0- 0	0- 0				
8- 3	0- 0	1- 3	NON-CONFERENCE	4- 0	0- 0	3- 0				
4- 0	0- 0	0- 0	HOME	2- 0	0- 0	2- 0				
2- 3	0- 0	0- 3	AWAY	1- 0	0- 0	1- 0				
2- 0	0- 0	1- 0	NEUTRAL	1- 0	0- 0	0- 0				
6- 5	1- 1	1- 2	CONFERENCE	1- 2	1- 0	2- 0				
3- 2	0- 1	1- 0	HOME	0- 1	1- 0	1- 0				
3- 3	1- 0	0- 2	AWAY	1- 1	0- 0	1- 0				
0- 0	0- 0	0- 0	NEUTRAL	0- 0	0- 0	0- 0				

RPI 1-25				RPI 26-50				Team's RPI: 30	RPI 51-100				RPI 101+			
RPI	S	Opponent	Score	RPI	S	Opponent	Score		RPI	S	Opponent	Score	RPI	S	Opponent	Score
20	A	DePaul	63 61	28	A	Drake	53 63		51	H	UNI	57 54	131	H	Providence	72 63
20	H	DePaul	71 74	31	A	Arizona St.	55 70		54	N	Temple	69 59	170	H	Wichita St.	56 46
				35	A	Marquette	50 52		67	H	South Dakota St.	61 48	240	H	Xavier	62 55
				35	H	Marquette	72 62		73	A	Nebraska	79 74	241	A	Georgetown	65 56
				38	N	West Virginia	82 75		77	A	Seton Hall	70 82	286	H	North Dakota St.	70 59
				47	A	South Dakota	65 72		88	A	Villanova	58 42	294	A	Omaha	67 54
				50	A	St. John's (NY)	58 63		94	H	Butler	67 73				
LAST 10 Division I																
				35	A	Marquette	50 52		77	A	Seton Hall	70 82				
				20	A	DePaul	63 61		131	H	Providence	72 63				
				94	H	Butler	67 73		20	H	DePaul	71 74				
				240	H	Xavier	62 55		35	H	Marquette	72 62				
				50	A	St. John's (NY)	58 63		88	A	Villanova	58 42				

Non-Div I Games:

Creighton

Loss, Non-Conf, S Site, H Home A Away N Neutral

Average RPI Win:	221	WON-LOST	WINNING	LAST 10	STRENGTH OF	OPP. STRENGTH	TEAM	ADJ.	CONF.	ADJ CONF.
Average RPI Loss:	139	RECORD	PCT. RANK	GAMES	SCHEDULE	OF SCHEDULE	RPI	RPI	RPI	RPI
DIV. I ONLY	7- 10	233	3-7	72	232	166	166	8	8	
DIV. I NON-CONF.	6- 7	182	2-4	172	271	173	173	8	8	
TOTALS	RPI 1-25	RPI 26-50	W-L RECORDS	RPI 51-100	RPI 101-150	RPI 150+				
7- 10	0- 2	0- 0	OVERALL	0- 1	1- 3	6- 4				
5- 3	0- 1	0- 0	HOME	0- 0	1- 1	4- 1				
2- 7	0- 1	0- 0	AWAY	0- 1	0- 2	2- 3				
0- 0	0- 0	0- 0	NEUTRAL	0- 0	0- 0	0- 0				
6- 7	0- 1	0- 0	NON-CONFERENCE	0- 1	0- 1	6- 4				
4- 1	0- 0	0- 0	HOME	0- 0	0- 0	4- 1				
2- 6	0- 1	0- 0	AWAY	0- 1	0- 1	2- 3				
0- 0	0- 0	0- 0	NEUTRAL	0- 0	0- 0	0- 0				
1- 3	0- 1	0- 0	CONFERENCE	0- 0	1- 2	0- 0				
1- 2	0- 1	0- 0	HOME	0- 0	1- 1	0- 0				
0- 1	0- 0	0- 0	AWAY	0- 0	0- 1	0- 0				
0- 0	0- 0	0- 0	NEUTRAL	0- 0	0- 0	0- 0				

RPI 1-25				RPI 26-50				RPI 51-100				RPI 101+ Team's RPI: 166			
RPI	S	Opponent	Score	RPI	S	Opponent	Score	RPI	S	Opponent	Score	RPI	S	Opponent	Score
16	A	Northwestern	37 79					91	A	Buffalo	49 73	102	H	Penn	33 66
19	H	Princeton	34 66									117	A	Loyola Chicago	40 61
												125	A	Harvard	49 64
												125	H	Harvard	63 62
												163	A	Boston U.	56 74
												201	A	UMass Lowell	62 51
												205	H	Merrimack	57 52
												207	A	Fairfield	52 51
												217	A	Manhattan	58 70
												246	H	Maine	57 41
												266	A	Loyola Maryland	56 72
												270	H	New Hampshire	66 47
												275	H	Texas St.	51 61
												290	H	Vermont	72 55
LAST 10 Division I															
102	H	Penn	33 66	91	A	Buffalo	49 73	163	A	Boston U.	56 74				
19	H	Princeton	34 66					270	H	New Hampshire	66 47				
125	A	Harvard	49 64					275	H	Texas St.	51 61				
125	H	Harvard	63 62					201	A	UMass Lowell	62 51				
266	A	Loyola Maryland	56 72												

Non-Div I Games:

Dartmouth

■ Loss, 
■ Non-Conf, 
■ S Site, 
■ H Home 
■ A Away 
N Neutral

Average RPI Win:	211	WON-LOST	WINNING	LAST 10	STRENGTH OF	OPP. STRENGTH	TEAM	ADJ.	CONF.	ADJ CONF.
Average RPI Loss:	94	RECORD	PCT. RANK	GAMES	SCHEDULE	OF SCHEDULE	RPI	RPI	RPI	RPI
DIV. I ONLY	12- 8	110	6-4	150	123	95	95	12	12	
DIV. I NON-CONF.	6- 6	164	0-2	229	142	149	149	12	12	
TOTALS	RPI 1-25	RPI 26-50	W-L RECORDS	RPI 51-100	RPI 101-150	RPI 150+				
12- 8	0- 0	0- 2	OVERALL	1- 2	2- 3	9- 1				
5- 2	0- 0	0- 0	HOME	0- 1	2- 1	3- 0				
6- 6	0- 0	0- 2	AWAY	1- 1	0- 2	5- 1				
1- 0	0- 0	0- 0	NEUTRAL	0- 0	0- 0	1- 0				
6- 6	0- 0	0- 2	NON-CONFERENCE	0- 2	0- 1	6- 1				
2- 1	0- 0	0- 0	HOME	0- 1	0- 0	2- 0				
3- 5	0- 0	0- 2	AWAY	0- 1	0- 1	3- 1				
1- 0	0- 0	0- 0	NEUTRAL	0- 0	0- 0	1- 0				
6- 2	0- 0	0- 0	CONFERENCE	1- 0	2- 2	3- 0				
3- 1	0- 0	0- 0	HOME	0- 0	2- 1	1- 0				
3- 1	0- 0	0- 0	AWAY	1- 0	0- 1	2- 0				
0- 0	0- 0	0- 0	NEUTRAL	0- 0	0- 0	0- 0				

RPI S	Opponent	Score	RPI S	Opponent	Score	RPI S	Opponent	Score	RPI S	Opponent	Score
34	A Virginia Tech	68 88	42	A Duke	52 82	57	A Drexel	63 74	115	H Fordham	74 62
						66	H Charlotte	64 75	118	A Florida	50 55
						90	A Saint Louis	65 58	127	H Massachusetts	62 70
									130	A Richmond	57 69
									145	H George Washington	62 55
									175	A Columbia	60 63
									178	A Rhode Island	77 70
									178	H Rhode Island	79 67
									210	A High Point	73 63
									236	A George Mason	76 69
									241	H Georgetown	66 52
									248	A UMKC	74 64
									260	A ETSU	75 60
									297	N UC Irvine	78 72
									337	H Western Caro.	101 51
LAST 10 Division I											
127	H Massachusetts	62 70	178	H Rhode Island	79 67						
178	A Rhode Island	77 70	115	H Fordham	74 62						
130	A Richmond	57 69	90	A Saint Louis	65 58						
145	H George Washington	62 55	118	A Florida	50 55						
236	A George Mason	76 69	66	H Charlotte	64 75						

Non-Div I Games: Newberry 75 46

Davidson

■ Loss, 
 ■ Non-Conf, 
 ■ S Site, 
 ■ H Home 
 ■ A Away 
 N Neutral



Average RPI Win:	193	WON-LOST	WINNING	LAST 10	STRENGTH OF	OPP. STRENGTH	TEAM	ADJ.	CONF.	ADJ CONF.
Average RPI Loss:	48	RECORD	PCT. RANK	GAMES	SCHEDULE	OF SCHEDULE	RPI	RPI	RPI	RPI
DIV. I ONLY	15- 7	72	10-0	134	53	78	78	12	12	
DIV. I NON-CONF.	7- 7	164	2-0	138	9	132	132	12	12	
TOTALS	RPI 1-25	RPI 26-50	W-L RECORDS	RPI 51-100	RPI 101-150	RPI 150+				
15- 7	0- 4	0- 0	OVERALL	2- 2	4- 1	9- 0				
7- 2	0- 2	0- 0	HOME	2- 0	1- 0	4- 0				
6- 2	0- 1	0- 0	AWAY	0- 1	3- 0	3- 0				
2- 3	0- 1	0- 0	NEUTRAL	0- 1	0- 1	2- 0				
7- 7	0- 4	0- 0	NON-CONFERENCE	0- 2	1- 1	6- 0				
3- 2	0- 2	0- 0	HOME	0- 0	0- 0	3- 0				
2- 2	0- 1	0- 0	AWAY	0- 1	1- 0	1- 0				
2- 3	0- 1	0- 0	NEUTRAL	0- 1	0- 1	2- 0				
8- 0	0- 0	0- 0	CONFERENCE	2- 0	3- 0	3- 0				
4- 0	0- 0	0- 0	HOME	2- 0	1- 0	1- 0				
4- 0	0- 0	0- 0	AWAY	0- 0	2- 0	2- 0				
0- 0	0- 0	0- 0	NEUTRAL	0- 0	0- 0	0- 0				

RPI	S	Opponent	Score
2	H	South Carolina	49 75
5	N	Gonzaga	65 76
10	H	UConn	37 75
17	A	Central Mich.	80 81

RPI	S	Opponent	Score

RPI	S	Opponent	Score
90	H	Saint Louis	48 47
91	A	Buffalo	59 67
92	N	Wake Forest	59 78
98	H	Duquesne	54 41

RPI	S	Opponent	Score
115	H	Fordham	48 44
121	N	Auburn	74 76
129	A	Northeastern	71 60
130	A	Richmond	65 51
145	A	George Washington	66 50
169	A	Toledo	60 42
202	A	La Salle	98 58
208	A	Saint Joseph's	59 44
236	H	George Mason	59 55
246	N	Maine	78 49
252	H	Morehead St.	58 41
263	H	Lipscomb	82 60
274	N	East Carolina	94 68
343	H	Coppin St.	78 48

## LAST 10 Division I

208	A	Saint Joseph's	59 44	130	A	Richmond	65 51
115	H	Fordham	48 44	236	H	George Mason	59 55
145	A	George Washington	66 50	202	A	La Salle	98 58
90	H	Saint Louis	48 47	343	H	Coppin St.	78 48
98	H	Duquesne	54 41	274	N	East Carolina	94 68

Non-Div I Games:

Dayton

■ Loss, 
 ■ Non-Conf, S Site, 
 ■ Home 
 ■ Away 
 N Neutral

Average RPI Win:	128	WON-LOST	WINNING	LAST 10	STRENGTH OF	OPP. STRENGTH	TEAM	ADJ.	CONF.	ADJ CONF.
Average RPI Loss:	17	RECORD	PCT. RANK	GAMES	SCHEDULE	OF SCHEDULE	RPI	RPI	RPI	RPI
DIV. I ONLY	20- 3	15	9-1	58	25	20	20	6	6	
DIV. I NON-CONF.	10- 2	29	0	58	18	15	15	6	6	
TOTALS	RPI 1-25	RPI 26-50	W-L RECORDS	RPI 51-100	RPI 101-150	RPI 150+				
20- 3	1- 2	3- 1	OVERALL	5- 0	5- 0	6- 0				
12- 2	0- 1	2- 1	HOME	4- 0	1- 0	5- 0				
8- 1	1- 1	1- 0	AWAY	1- 0	4- 0	1- 0				
0- 0	0- 0	0- 0	NEUTRAL	0- 0	0- 0	0- 0				
10- 2	1- 2	0- 0	NON-CONFERENCE	2- 0	3- 0	4- 0				
6- 1	0- 1	0- 0	HOME	2- 0	0- 0	4- 0				
4- 1	1- 1	0- 0	AWAY	0- 0	3- 0	0- 0				
0- 0	0- 0	0- 0	NEUTRAL	0- 0	0- 0	0- 0				
10- 1	0- 0	3- 1	CONFERENCE	3- 0	2- 0	2- 0				
6- 1	0- 0	2- 1	HOME	2- 0	1- 0	1- 0				
4- 0	0- 0	1- 0	AWAY	1- 0	1- 0	1- 0				
0- 0	0- 0	0- 0	NEUTRAL	0- 0	0- 0	0- 0				

RPI 1-25				Team's RPI: 20		RPI 26-50				RPI 51-100				RPI 101+				
RPI	S	Opponent	Score		RPI	S	Opponent	Score		RPI	S	Opponent	Score		RPI	S	Opponent	Score
10	H	UConn	74	84	30	A	Creighton	74	71	57	H	Drexel	81	57	105	A	Notre Dame	105 94
11	A	Oregon St.	77	98	30	H	Creighton	61	63	59	H	Miami (FL)	89	83	117	A	Loyola Chicago	83 76
16	A	Northwestern	70	68	35	H	Marquette	89	71	77	H	Seton Hall	85	68	131	A	Providence	80 67
					50	H	St. John's (NY)	74	69	88	H	Villanova	85	69	131	H	Providence	93 71
										94	A	Butler	80	65	135	A	Green Bay	76 65
															171	H	Miami (OH)	98 79
															203	H	Arkansas St.	109 64
															240	A	Xavier	91 68
															241	H	Georgetown	92 66
															242	H	Milwaukee	94 65
															332	H	Alabama St.	105 76
LAST 10 Division I																		
131	H	Providence	93	71	240	A	Xavier	91	68									
30	H	Creighton	61	63	50	H	St. John's (NY)	74	69									
241	H	Georgetown	92	66	77	H	Seton Hall	85	68									
88	H	Villanova	85	69	30	A	Creighton	74	71									
94	A	Butler	80	65	131	A	Providence	80	67									

Non-Div I Games:

DePaul

■ Loss, 
 ■ Non-Conf, S Site, 
 ■ Home 
 ■ Away 
 N Neutral

# Delaware

Through Games Of Feb. 3, 2020

Average RPI Win:	208	WON-LOST	WINNING	LAST 10	STRENGTH OF	OPP. STRENGTH	TEAM	ADJ.	CONF.	ADJ CONF.
Average RPI Loss:	146	RECORD	PCT. RANK	GAMES	SCHEDULE	OF SCHEDULE	RPI	RPI	RPI	RPI
DIV. I ONLY	7- 13	257	4-6	139	140	211	211	14	14	
DIV. I NON-CONF.	4- 7	225	1-0	139	150	188	188	13	13	
TOTALS	RPI 1-25	RPI 26-50	W-L RECORDS	RPI 51-100	RPI 101-150	RPI 150+				
7- 13	0- 1	0- 1	OVERALL	0- 3	1- 3	6- 5				
3- 5	0- 0	0- 1	HOME	0- 0	0- 2	3- 2				
3- 8	0- 1	0- 0	AWAY	0- 3	1- 1	2- 3				
1- 0	0- 0	0- 0	NEUTRAL	0- 0	0- 0	1- 0				
4- 7	0- 1	0- 0	NON-CONFERENCE	0- 2	1- 1	3- 3				
1- 3	0- 0	0- 0	HOME	0- 0	0- 1	1- 2				
2- 4	0- 1	0- 0	AWAY	0- 2	1- 0	1- 1				
1- 0	0- 0	0- 0	NEUTRAL	0- 0	0- 0	1- 0				
3- 6	0- 0	0- 1	CONFERENCE	0- 1	0- 2	3- 2				
2- 2	0- 0	0- 1	HOME	0- 0	0- 1	2- 0				
1- 4	0- 0	0- 0	AWAY	0- 1	0- 1	1- 2				
0- 0	0- 0	0- 0	NEUTRAL	0- 0	0- 0	0- 0				

RPI S	Opponent	Score	RPI S	Opponent	Score	RPI S	Opponent	Score	RPI S	Opponent	Score	Team's RPI: 211
8	A Maryland	55 99	44	H James Madison	39 60	57	A Drexel	59 63	129	H Northeastern	62 72	
						62	A UCF	49 75	144	A William & Mary	58 68	
						66	A Charlotte	57 61	145	H George Washington	49 63	
									150	A Robert Morris	73 62	
									153	A Elon	65 56	
									181	N Santa Clara	81 80	
									193	H Towson	69 62	
									234	A Cal St. Fullerton	72 55	
									235	A Gardner-Webb	65 67	
									236	H George Mason	63 44	
									246	H Maine	56 69	
									247	A Col. of Charleston	73 84	
									255	A UNCW	65 71	
									261	H Delaware St.	64 67	
									311	H Hofstra	80 59	
LAST 10 Division I												
193	H Towson	69 62	129	H Northeastern	62 72							
44	H James Madison	39 60	311	H Hofstra	80 59							
153	A Elon	65 56	247	A Col. of Charleston	73 84							
144	A William & Mary	58 68	255	A UNCW	65 71							
57	A Drexel	59 63	236	H George Mason	63 44							

Non-Div I Games:

Delaware

Loss, Non-Conf, S Site, H Home A Away N Neutral

Average RPI Win:	<b>298</b>	WON-LOST	WINNING	LAST 10	STRENGTH OF	OPP. STRENGTH	TEAM	ADJ.	CONF.	ADJ CONF.
Average RPI Loss:	<b>138</b>	RECORD	PCT. RANK	GAMES	SCHEDULE	OF SCHEDULE	RPI	RPI	RPI	RPI
DIV. I ONLY	<b>7- 11</b>	<b>241</b>	<b>5-5</b>	<b>156</b>	<b>346</b>	<b>261</b>	<b>261</b>	<b>30</b>	<b>30</b>	
DIV. I NON-CONF.	<b>2- 9</b>	<b>304</b>	<b>0-3</b>	<b>44</b>	<b>341</b>	<b>249</b>	<b>249</b>	<b>30</b>	<b>30</b>	
TOTALS	RPI 1-25	RPI 26-50	W-L RECORDS	RPI 51-100	RPI 101-150	RPI 150+				
7- 11	0- 0	0- 1	OVERALL	0- 2	0- 5	7- 3				
5- 7	0- 0	0- 0	HOME	0- 1	0- 4	5- 2				
2- 4	0- 0	0- 1	AWAY	0- 1	0- 1	2- 1				
0- 0	0- 0	0- 0	NEUTRAL	0- 0	0- 0	0- 0				
2- 9	0- 0	0- 1	NON-CONFERENCE	0- 2	0- 3	2- 3				
1- 6	0- 0	0- 0	HOME	0- 1	0- 3	1- 2				
1- 3	0- 0	0- 1	AWAY	0- 1	0- 0	1- 1				
0- 0	0- 0	0- 0	NEUTRAL	0- 0	0- 0	0- 0				
5- 2	0- 0	0- 0	CONFERENCE	0- 0	0- 2	5- 0				
4- 1	0- 0	0- 0	HOME	0- 0	0- 1	4- 0				
1- 1	0- 0	0- 0	AWAY	0- 0	0- 1	1- 0				
0- 0	0- 0	0- 0	NEUTRAL	0- 0	0- 0	0- 0				

RPI S	Opponent	Score	RPI S	Opponent	Score	RPI S	Opponent	Score	RPI S	Opponent	Score	Team's RPI: 261
44	A James Madison	64 83	61	A Boston College	69 109	134	A N.C. A&T	53 58	134	H N.C. A&T	45 69	
			85	H Rider	69 71	136	H Lehigh	38 68	139	H Cornell	51 77	
						144	H William & Mary	52 73	183	H Binghamton	66 75	
						195	H Cleveland St.	49 57	211	A Delaware	67 64	
						229	H Morgan St.	69 61	264	A Longwood	62 78	
						322	A N.C. Central	64 60	322	H N.C. Central	64 54	
						325	H UMES	72 58	336	H Saint Peter's	89 66	
						343	H Coppin St.	72 55				
LAST 10 Division I												
325	H UMES	72 58	322	H N.C. Central	64 54							
343	H Coppin St.	72 55	229	H Morgan St.	69 61							
134	A N.C. A&T	53 58	85	H Rider	69 71							
322	A N.C. Central	64 60	61	A Boston College	69 109							
134	H N.C. A&T	45 69	44	A James Madison	64 83							

Non-Div I Games: Post 67 41 Georgian Court 69 48

Delaware St.

■ Loss, 
 ■ Non-Conf, 
 ■ S Site, 
 ■ H Home 
 ■ A Away 
 N Neutral

Denver

Through Games Of Feb. 3, 2020

Average RPI Win: <b>252</b>	WON-LOST	WINNING	LAST 10	STRENGTH OF	OPP. STRENGTH	TEAM	ADJ.	CONF.	ADJ CONF.
Average RPI Loss: <b>184</b>	RECORD	PCT. RANK	GAMES	SCHEDULE	OF SCHEDULE	RPI	RPI	RPI	RPI
DIV. I ONLY	8- 14	251	3-7	228	308	287	287	20	20
DIV. I NON-CONF.	5- 7	205	0	264	331	303	303	18	18
TOTALS	RPI 1-25	RPI 26-50	W-L RECORDS	RPI 51-100	RPI 101-150	RPI 150+			
8- 14	0- 0	0- 3	OVERALL	0- 1	0- 0	8- 10			
7- 5	0- 0	0- 1	HOME	0- 1	0- 0	7- 3			
1- 7	0- 0	0- 2	AWAY	0- 0	0- 0	1- 5			
0- 2	0- 0	0- 0	NEUTRAL	0- 0	0- 0	0- 2			
5- 7	0- 0	0- 1	NON-CONFERENCE	0- 0	0- 0	5- 6			
5- 2	0- 0	0- 0	HOME	0- 0	0- 0	5- 2			
0- 3	0- 0	0- 1	AWAY	0- 0	0- 0	0- 2			
0- 2	0- 0	0- 0	NEUTRAL	0- 0	0- 0	0- 2			
3- 7	0- 0	0- 2	CONFERENCE	0- 1	0- 0	3- 4			
2- 3	0- 0	0- 1	HOME	0- 1	0- 0	2- 1			
1- 4	0- 0	0- 1	AWAY	0- 0	0- 0	1- 3			
0- 0	0- 0	0- 0	NEUTRAL	0- 0	0- 0	0- 0			

RPI S	Opponent	Score	RPI S	Opponent	Score	RPI S	Opponent	Score	RPI S	Opponent	Score	Team's RPI: 287
47	A South Dakota	61 <b>104</b>	47	H South Dakota	60 <b>92</b>	67	H South Dakota St.	79 <b>86</b>	156	N Western Mich.	70 <b>79</b>	
47	H South Dakota	60 <b>92</b>	48	A Colorado	70 <b>96</b>				188	H Wyoming	71 57	
									197	N Akron	72 <b>88</b>	
									200	A North Dakota	91 81	
									200	H North Dakota	82 <b>90</b>	
									212	A Lamar University	59 <b>71</b>	
									215	A Western Ill.	75 <b>82</b>	
									216	H Southern Utah	81 73	
									221	H Northern Colo.	74 55	
									248	A UMKC	79 <b>83</b>	
									253	A Oral Roberts	72 <b>84</b>	
									281	H Alabama A&M	83 <b>86</b>	
									286	A North Dakota St.	80 <b>85</b>	
									286	H North Dakota St.	91 82	
									294	H Omaha	66 60	
									297	H UC Irvine	83 75	
									317	H Cal Poly	96 66	
									321	H New Mexico St.	75 <b>78</b>	
LAST 10 Division I												
47	H South Dakota	60 <b>92</b>	215	A Western Ill.	75 <b>82</b>							
253	A Oral Roberts	72 <b>84</b>	67	H South Dakota St.	79 <b>86</b>							
286	A North Dakota St.	80 <b>85</b>	47	A South Dakota	61 <b>104</b>							
200	A North Dakota	91 81	200	H North Dakota	82 <b>90</b>							
294	H Omaha	66 60	286	H North Dakota St.	91 82							

Non-Div I Games: Colo. Christian 89 49

Denver

Loss, Non-Conf, S Site, H Home A Away N Neutral

Detroit Mercy

Through Games Of Feb. 3, 2020

Average RPI Win:	265	WON-LOST	WINNING	LAST 10	STRENGTH OF	OPP. STRENGTH	TEAM	ADJ.	CONF.	ADJ CONF.
Average RPI Loss:	182	RECORD	PCT. RANK	GAMES	SCHEDULE	OF SCHEDULE	RPI	RPI	RPI	RPI
DIV. I ONLY	2- 19	342	2-8	209	287	329	329	22	22	
DIV. I NON-CONF.	0- 11	338	0	159	270	331	331	19	19	
TOTALS	RPI 1-25	RPI 26-50	W-L RECORDS	RPI 51-100	RPI 101-150	RPI 150+				
2- 19	0- 0	0- 0	OVERALL	0- 3	0- 2	2- 14				
1- 9	0- 0	0- 0	HOME	0- 0	0- 2	1- 7				
1- 8	0- 0	0- 0	AWAY	0- 3	0- 0	1- 5				
0- 2	0- 0	0- 0	NEUTRAL	0- 0	0- 0	0- 2				
0- 11	0- 0	0- 0	NON-CONFERENCE	0- 2	0- 1	0- 8				
0- 5	0- 0	0- 0	HOME	0- 0	0- 1	0- 4				
0- 4	0- 0	0- 0	AWAY	0- 2	0- 0	0- 2				
0- 2	0- 0	0- 0	NEUTRAL	0- 0	0- 0	0- 2				
2- 8	0- 0	0- 0	CONFERENCE	0- 1	0- 1	2- 6				
1- 4	0- 0	0- 0	HOME	0- 0	0- 1	1- 3				
1- 4	0- 0	0- 0	AWAY	0- 1	0- 0	1- 3				
0- 0	0- 0	0- 0	NEUTRAL	0- 0	0- 0	0- 0				

RPI S	Opponent	Score	RPI S	Opponent	Score	RPI S	Opponent	Score	RPI S	Opponent	Score	Team's RPI: 329
						52	A IUPUI	45 82	117	H Loyola Chicago	60 89	
						94	A Butler	60 82	135	H Green Bay	48 65	
						100	A Michigan St.	52 110	156	A Western Mich.	67 82	
									159	H Valparaiso	58 77	
									164	N Tennessee Tech	47 69	
									167	H Eastern Mich.	70 84	
									169	H Toledo	64 82	
									195	H Cleveland St.	70 59	
									197	H Akron	60 81	
									198	A Wright St.	61 67	
									209	A Northern Ky.	60 72	
									227	H Youngstown St.	47 62	
									236	A George Mason	62 75	
									242	H Milwaukee	48 63	
									280	A Oakland	60 65	
									280	H Oakland	57 71	
									284	N Sacred Heart	60 66	
									335	A UIC	70 62	
LAST 10 Division I												
			280	A Oakland	60 65		135	H Green Bay	48 65			
			209	A Northern Ky.	60 72		242	H Milwaukee	48 63			
			198	A Wright St.	61 67		52	A IUPUI	45 82			
			227	H Youngstown St.	47 62		335	A UIC	70 62			
			195	H Cleveland St.	70 59		280	H Oakland	57 71			

Non-Div I Games:

Detroit Mercy

Loss, Non-Conf, S Site, H Home A Away N Neutral

## Drake

Through Games Of Feb. 3, 2020

Average RPI Win:	143	WON-LOST	WINNING	LAST 10	STRENGTH OF	OPP. STRENGTH	TEAM	ADJ.	CONF.	ADJ CONF.
Average RPI Loss:	32	RECORD	PCT. RANK	GAMES	SCHEDULE	OF SCHEDULE	RPI	RPI	RPI	RPI
DIV. I ONLY	14- 6	59	8-2	45	40	28	28	7	7	
DIV. I NON-CONF.	7- 4	100	1-0	49	4	38	38	7	7	
TOTALS	RPI 1-25	RPI 26-50	W-L RECORDS	RPI 51-100	RPI 101-150	RPI 150+				
14- 6	0- 2	1- 3	OVERALL	5- 1	2- 0	6- 0				
9- 0	0- 0	1- 0	HOME	3- 0	1- 0	4- 0				
3- 5	0- 2	0- 2	AWAY	2- 1	0- 0	1- 0				
2- 1	0- 0	0- 1	NEUTRAL	0- 0	1- 0	1- 0				
7- 4	0- 1	1- 3	NON-CONFERENCE	2- 0	1- 0	3- 0				
4- 0	0- 0	1- 0	HOME	2- 0	0- 0	1- 0				
1- 3	0- 1	0- 2	AWAY	0- 0	0- 0	1- 0				
2- 1	0- 0	0- 1	NEUTRAL	0- 0	1- 0	1- 0				
7- 2	0- 1	0- 0	CONFERENCE	3- 1	1- 0	3- 0				
5- 0	0- 0	0- 0	HOME	1- 0	1- 0	3- 0				
2- 2	0- 1	0- 0	AWAY	2- 1	0- 0	0- 0				
0- 0	0- 0	0- 0	NEUTRAL	0- 0	0- 0	0- 0				

RPI 1-25				RPI 26-50				Team's RPI: 28				RPI 51-100				RPI 101+			
RPI	S	Opponent	Score	RPI	S	Opponent	Score	RPI	S	Opponent	Score	RPI	S	Opponent	Score	RPI	S	Opponent	Score
9	A	Missouri St.	67 69	30	H	Creighton	63 53	51	H	UNI	104 87	117	H	Loyola Chicago	80 52				
12	A	Iowa	67 79	33	N	Purdue	47 67	53	A	Bradley	76 77	121	N	Auburn	83 82				
				39	A	Oklahoma	84 93	56	H	Iowa St.	86 81	159	H	Valparaiso	87 66				
				47	A	South Dakota	94 102	67	H	South Dakota St.	74 67	185	A	Northern Ill.	73 49				
								71	A	Illinois St.	69 67	215	H	Western Ill.	94 75				
								80	A	Southern Ill.	73 65	246	N	Maine	94 62				
												279	H	Indiana St.	105 65				
												324	H	Evansville	108 44				
LAST 10 Division I																			
				117	H	Loyola Chicago	80 52	279	H	Indiana St.	105 65								
				159	H	Valparaiso	87 66	80	A	Southern Ill.	73 65								
				53	A	Bradley	76 77	9	A	Missouri St.	67 69								
				71	A	Illinois St.	69 67	51	H	UNI	104 87								
				324	H	Evansville	108 44	185	A	Northern Ill.	73 49								

Non-Div I Games: Waldorf 103 18

Drake

Loss, Non-Conf, S Site, H Home A Away N Neutral

Average RPI Win: <b>172</b>	WON-LOST	WINNING	LAST 10	STRENGTH OF	OPP. STRENGTH	TEAM	ADJ.	CONF.	ADJ CONF.
Average RPI Loss: <b>107</b>	RECORD	PCT. RANK	GAMES	SCHEDULE	OF SCHEDULE	RPI	RPI	RPI	RPI
DIV. I ONLY	15- 6	53	9-1	101	129	57	57	14	14
DIV. I NON-CONF.	7- 5	131	1-0	67	106	83	83	13	13
TOTALS	RPI 1-25	RPI 26-50	W-L RECORDS	RPI 51-100	RPI 101-150	RPI 150+			
15- 6	0- 1	1- 0	OVERALL	2- 2	3- 2	9- 1			
10- 1	0- 0	1- 0	HOME	2- 0	2- 1	5- 0			
5- 4	0- 1	0- 0	AWAY	0- 1	1- 1	4- 1			
0- 1	0- 0	0- 0	NEUTRAL	0- 1	0- 0	0- 0			
7- 5	0- 1	0- 0	NON-CONFERENCE	2- 2	1- 2	4- 0			
5- 1	0- 0	0- 0	HOME	2- 0	1- 1	2- 0			
2- 3	0- 1	0- 0	AWAY	0- 1	0- 1	2- 0			
0- 1	0- 0	0- 0	NEUTRAL	0- 1	0- 0	0- 0			
8- 1	0- 0	1- 0	CONFERENCE	0- 0	2- 0	5- 1			
5- 0	0- 0	1- 0	HOME	0- 0	1- 0	3- 0			
3- 1	0- 0	0- 0	AWAY	0- 0	1- 0	2- 1			
0- 0	0- 0	0- 0	NEUTRAL	0- 0	0- 0	0- 0			

RPI 1-25				RPI 26-50				RPI 51-100 Team's RPI: 57				RPI 101+			
RPI	S	Opponent	Score	RPI	S	Opponent	Score	RPI	S	Opponent	Score	RPI	S	Opponent	Score
20	A	DePaul	57 <b>81</b>	44	H	James Madison	70 48	74	A	Bucknell	49 <b>60</b>	102	A	Penn	49 <b>53</b>
								88	H	Villanova	54 52	108	H	Pacific	51 <b>58</b>
								91	N	Buffalo	59 <b>63</b>	129	H	Northeastern	50 41
								95	H	Davidson	74 63	130	H	Richmond	58 52
												144	A	William & Mary	61 54
												153	A	Elon	55 53
												165	A	Quinnipiac	66 62
												193	H	Towson	59 50
												202	H	La Salle	69 31
												208	A	Saint Joseph's	62 52
												211	H	Delaware	63 59
												246	H	Maine	70 57
												247	A	Col. of Charleston	59 <b>73</b>
												255	A	UNCW	73 72
												311	H	Hofstra	74 54
LAST 10 Division I															
				44	H	James Madison	70 48					311	H	Hofstra	74 54
				193	H	Towson	59 50					129	H	Northeastern	50 41
				144	A	William & Mary	61 54					255	A	UNCW	73 72
				153	A	Elon	55 53					247	A	Col. of Charleston	59 <b>73</b>
				211	H	Delaware	63 59					246	H	Maine	70 57

Non-Div I Games:

Drexel

■ Loss, 
 ■ Non-Conf, S Site, 
 ■ Home 
 ■ Away 
 N Neutral



Average RPI Win:	118	WON-LOST	WINNING	LAST 10	STRENGTH OF	OPP. STRENGTH	TEAM	ADJ.	CONF.	ADJ CONF.
Average RPI Loss:	47	RECORD	PCT. RANK	GAMES	SCHEDULE	OF SCHEDULE	RPI	RPI	RPI	RPI
DIV. I ONLY	11- 10	171	4-6	5	41	42	42	5	5	
DIV. I NON-CONF.	6- 5	151	0-1	2	100	21	21	3	3	
TOTALS	RPI 1-25	RPI 26-50	W-L RECORDS	RPI 51-100	RPI 101-150	RPI 150+				
11- 10	0- 6	1- 1	OVERALL	4- 2	3- 0	3- 1				
9- 3	0- 2	1- 0	HOME	4- 1	2- 0	2- 0				
2- 7	0- 4	0- 1	AWAY	0- 1	1- 0	1- 1				
0- 0	0- 0	0- 0	NEUTRAL	0- 0	0- 0	0- 0				
6- 5	0- 4	0- 0	NON-CONFERENCE	2- 1	1- 0	3- 0				
5- 1	0- 1	0- 0	HOME	2- 0	1- 0	2- 0				
1- 4	0- 3	0- 0	AWAY	0- 1	0- 0	1- 0				
0- 0	0- 0	0- 0	NEUTRAL	0- 0	0- 0	0- 0				
5- 5	0- 2	1- 1	CONFERENCE	2- 1	2- 0	0- 1				
4- 2	0- 1	1- 0	HOME	2- 1	1- 0	0- 0				
1- 3	0- 1	0- 1	AWAY	0- 0	1- 0	0- 1				
0- 0	0- 0	0- 0	NEUTRAL	0- 0	0- 0	0- 0				

RPI 1-25				RPI 26-50				Team's RPI: 42				RPI 51-100				RPI 101+			
RPI	S	Opponent	Score	RPI	S	Opponent	Score	RPI	S	Opponent	Score	RPI	S	Opponent	Score	RPI	S	Opponent	Score
2	A	South Carolina	46 89	34	H	Virginia Tech	72 67	61	H	Boston College	85 73	102	H	Penn	66 50				
3	A	Louisville	55 60	45	A	Virginia	63 66	64	H	Troy	99 85	105	H	Notre Dame	50 47				
15	H	NC State	60 63					73	A	Nebraska	79 83	119	A	Syracuse	88 58				
16	H	Northwestern	42 63					87	H	Georgia Tech	58 46	176	A	Clemson	58 62				
18	A	Texas A&M	58 79					92	H	Wake Forest	58 60	187	A	UNLV	57 45				
25	A	FGCU	56 78					95	H	Davidson	82 52	210	H	High Point	93 57				
												232	H	Idaho St.	85 66				
LAST 10 Division I																			
15	H	NC State	60 63	34	H	Virginia Tech	72 67												
87	H	Georgia Tech	58 46	45	A	Virginia	63 66												
119	A	Syracuse	88 58	3	A	Louisville	55 60												
176	A	Clemson	58 62	92	H	Wake Forest	58 60												
105	H	Notre Dame	50 47	25	A	FGCU	56 78												

Non-Div I Games:

Duke

■ Loss, 
■ Non-Conf, S Site, 
■ Home 
■ Away 
N Neutral

Average RPI Win:	217	WON-LOST	WINNING	LAST 10	STRENGTH OF	OPP. STRENGTH	TEAM	ADJ.	CONF.	ADJ CONF.
Average RPI Loss:	94	RECORD	PCT. RANK	GAMES	SCHEDULE	OF SCHEDULE	RPI	RPI	RPI	RPI
DIV. I ONLY	15- 7	72	5-5	241	105	98	98	12	12	
DIV. I NON-CONF.	10- 3	58	0-1	249	120	88	88	12	12	
TOTALS	RPI 1-25	RPI 26-50	W-L RECORDS	RPI 51-100	RPI 101-150	RPI 150+				
15- 7	0- 0	0- 1	OVERALL	0- 3	2- 3	13- 0				
7- 2	0- 0	0- 0	HOME	0- 0	0- 2	7- 0				
8- 5	0- 0	0- 1	AWAY	0- 3	2- 1	6- 0				
0- 0	0- 0	0- 0	NEUTRAL	0- 0	0- 0	0- 0				
10- 3	0- 0	0- 1	NON-CONFERENCE	0- 1	1- 1	9- 0				
4- 1	0- 0	0- 0	HOME	0- 0	0- 1	4- 0				
6- 2	0- 0	0- 1	AWAY	0- 1	1- 0	5- 0				
0- 0	0- 0	0- 0	NEUTRAL	0- 0	0- 0	0- 0				
5- 4	0- 0	0- 0	CONFERENCE	0- 2	1- 2	4- 0				
3- 1	0- 0	0- 0	HOME	0- 0	0- 1	3- 0				
2- 3	0- 0	0- 0	AWAY	0- 2	1- 1	1- 0				
0- 0	0- 0	0- 0	NEUTRAL	0- 0	0- 0	0- 0				

RPI S	Opponent	Score	RPI S	Opponent	Score	RPI S	Opponent	Score	RPI S	Opponent	Score
49	A Oklahoma St.	41 84	54	A Temple	72 85	106	A VCU	79 76	113	H Kent St.	75 77
			78	A Dayton	41 54	127	H Massachusetts	77 81	139	A Cornell	72 62
			90	A Saint Louis	50 53	145	A George Washington	60 65	157	A Lafayette	73 65
						169	H Toledo	79 74	197	A Akron	88 63
						202	H La Salle	82 56	208	A Saint Joseph's	58 51
						217	A Manhattan	76 65	225	H Kennesaw St.	75 72
						236	H George Mason	84 63	238	A Iona	76 74
						254	H Saint Francis (PA)	72 69	268	A Pittsburgh	81 62
						291	H St. Bonaventure	58 39	344	H Central Conn. St.	72 33
LAST 10 Division I											
106	A VCU	79 76	78	A Dayton	41 54						
291	H St. Bonaventure	58 39	202	H La Salle	82 56						
90	A Saint Louis	50 53	145	A George Washington	60 65						
236	H George Mason	84 63	127	H Massachusetts	77 81						
208	A Saint Joseph's	58 51	49	A Oklahoma St.	41 84						

Non-Div I Games:

Duquesne

■ Loss, 
 ■ Non-Conf, 
 ■ S Site, 
 ■ H Home 
 ■ A Away 
 N Neutral

Average RPI Win: <b>232</b>	WON-LOST	WINNING	LAST 10	STRENGTH OF	OPP. STRENGTH	TEAM	ADJ.	CONF.	ADJ CONF.
Average RPI Loss: <b>161</b>	RECORD	PCT. RANK	GAMES	SCHEDULE	OF SCHEDULE	RPI	RPI	RPI	RPI
DIV. I ONLY	6- 15	285	3-7	155	257	260	260	25	25
DIV. I NON-CONF.	4- 10	259	1-2	69	279	213	213	23	23
TOTALS	RPI 1-25	RPI 26-50	W-L RECORDS	RPI 51-100	RPI 101-150	RPI 150+			
6- 15	0- 0	0- 1	OVERALL	1- 3	1- 3	4- 8			
2- 8	0- 0	0- 1	HOME	1- 1	0- 0	1- 6			
4- 7	0- 0	0- 0	AWAY	0- 2	1- 3	3- 2			
0- 0	0- 0	0- 0	NEUTRAL	0- 0	0- 0	0- 0			
4- 10	0- 0	0- 1	NON-CONFERENCE	1- 3	1- 2	2- 4			
2- 5	0- 0	0- 1	HOME	1- 1	0- 0	1- 3			
2- 5	0- 0	0- 0	AWAY	0- 2	1- 2	1- 1			
0- 0	0- 0	0- 0	NEUTRAL	0- 0	0- 0	0- 0			
2- 5	0- 0	0- 0	CONFERENCE	0- 0	0- 1	2- 4			
0- 3	0- 0	0- 0	HOME	0- 0	0- 0	0- 3			
2- 2	0- 0	0- 0	AWAY	0- 0	0- 1	2- 1			
0- 0	0- 0	0- 0	NEUTRAL	0- 0	0- 0	0- 0			

RPI S	Opponent	Score	RPI S	Opponent	Score	RPI S	Opponent	Score	RPI S	Opponent	Score	Team's RPI: 260
43	H Tennessee	68 72	64	A Troy	61 79	107	A Liberty	63 62				
			87	A Georgia Tech	48 87	134	A N.C. A&T	69 80				
			92	H Wake Forest	67 60	139	A Cornell	43 71				
			95	H Davidson	60 75	146	A Samford	34 68				
						151	A UNC Greensboro	47 63				
						194	H Furman	62 81				
						195	H Cleveland St.	54 62				
						210	A High Point	62 80				
						219	H Chattanooga	82 91				
						230	H Radford	43 67				
						239	H UNC Asheville	54 72				
						250	H South Alabama	65 60				
						269	H Wofford	47 76				
						276	A Appalachian St.	67 61				
						331	A Mercer	72 66				
						337	A Western Caro.	62 57				
LAST 10 Division I												
219	H Chattanooga	82 91	337	A Western Caro.	62 57							
146	A Samford	34 68	151	A UNC Greensboro	47 63							
331	A Mercer	72 66	139	A Cornell	43 71							
269	H Wofford	47 76	250	H South Alabama	65 60							
194	H Furman	62 81	87	A Georgia Tech	48 87							

Non-Div I Games: Converse 73 35

ETSU

■ Loss, 
 ■ Non-Conf, 
 ■ S Site, 
 ■ H Home 
 ■ A Away 
 N Neutral

# East Carolina

Through Games Of Feb. 3, 2020

Average RPI Win:	277	WON-LOST	WINNING	LAST 10	STRENGTH OF	OPP. STRENGTH	TEAM	ADJ.	CONF.	ADJ CONF.
Average RPI Loss:	120	RECORD	PCT. RANK	GAMES	SCHEDULE	OF SCHEDULE	RPI	RPI	RPI	RPI
DIV. I ONLY	4- 17	315	1-9	99	115	274	274	9	9	
DIV. I NON-CONF.	3- 10	282	0-2	92	167	248	248	9	9	
TOTALS	RPI 1-25	RPI 26-50	W-L RECORDS	RPI 51-100	RPI 101-150	RPI 150+				
4- 17	0- 2	0- 0	OVERALL	0- 6	0- 4	4- 5				
3- 7	0- 1	0- 0	HOME	0- 2	0- 1	3- 3				
1- 8	0- 0	0- 0	AWAY	0- 3	0- 3	1- 2				
0- 2	0- 1	0- 0	NEUTRAL	0- 1	0- 0	0- 0				
3- 10	0- 1	0- 0	NON-CONFERENCE	0- 5	0- 3	3- 1				
2- 4	0- 0	0- 0	HOME	0- 2	0- 1	2- 1				
1- 4	0- 0	0- 0	AWAY	0- 2	0- 2	1- 0				
0- 2	0- 1	0- 0	NEUTRAL	0- 1	0- 0	0- 0				
1- 7	0- 1	0- 0	CONFERENCE	0- 1	0- 1	1- 4				
1- 3	0- 1	0- 0	HOME	0- 0	0- 0	1- 2				
0- 4	0- 0	0- 0	AWAY	0- 1	0- 1	0- 2				
0- 0	0- 0	0- 0	NEUTRAL	0- 0	0- 0	0- 0				

RPI 1-25				RPI 26-50				RPI 51-100				RPI 101+ Team's RPI: 274			
RPI	S	Opponent	Score	RPI	S	Opponent	Score	RPI	S	Opponent	Score	RPI	S	Opponent	Score
10	H	UConn	42 98					60	H	Middle Tenn.	66 68	106	A	VCU	40 53
16	N	Northwestern	45 64					62	A	UCF	55 91	107	A	Liberty	66 81
								66	H	Charlotte	47 59	144	H	William & Mary	68 78
								75	A	Georgia	50 67	149	A	Houston	63 72
								78	N	Dayton	68 94	170	A	Wichita St.	55 57
								92	A	Wake Forest	53 76	170	H	Wichita St.	53 61
												179	H	Memphis	71 65
												220	H	SMU	47 55
												244	A	Tulsa	56 58
												264	A	Longwood	64 61
												273	H	Howard	51 67
												325	H	UMES	57 42
												338	H	USC Upstate	69 48
LAST 10 Division I															
170	A	Wichita St.	55 57	170	H	Wichita St.	53 61								
179	H	Memphis	71 65	220	H	SMU	47 55								
10	H	UConn	42 98	62	A	UCF	55 91								
244	A	Tulsa	56 58	75	A	Georgia	50 67								
149	A	Houston	63 72	78	N	Dayton	68 94								

Non-Div I Games:

East Carolina

Loss, Non-Conf, S Site, H Home A Away N Neutral

Average RPI Win:	261	WON-LOST	WINNING	LAST 10	STRENGTH OF	OPP. STRENGTH	TEAM	ADJ.	CONF.	ADJ CONF.
Average RPI Loss:	158	RECORD	PCT. RANK	GAMES	SCHEDULE	OF SCHEDULE	RPI	RPI	RPI	RPI
DIV. I ONLY	11- 9	140	6-4	332	204	228	228	19	19	
DIV. I NON-CONF.	5- 5	164	0	348	141	302	302	22	22	
TOTALS	RPI 1-25	RPI 26-50	W-L RECORDS	RPI 51-100	RPI 101-150	RPI 150+				
11- 9	0- 0	0- 0	OVERALL	1- 1	0- 3	10- 5				
3- 5	0- 0	0- 0	HOME	1- 0	0- 2	2- 3				
7- 4	0- 0	0- 0	AWAY	0- 1	0- 1	7- 2				
1- 0	0- 0	0- 0	NEUTRAL	0- 0	0- 0	1- 0				
5- 5	0- 0	0- 0	NON-CONFERENCE	0- 0	0- 2	5- 3				
1- 3	0- 0	0- 0	HOME	0- 0	0- 1	1- 2				
3- 2	0- 0	0- 0	AWAY	0- 0	0- 1	3- 1				
1- 0	0- 0	0- 0	NEUTRAL	0- 0	0- 0	1- 0				
6- 4	0- 0	0- 0	CONFERENCE	1- 1	0- 1	5- 2				
2- 2	0- 0	0- 0	HOME	1- 0	0- 1	1- 1				
4- 2	0- 0	0- 0	AWAY	0- 1	0- 0	4- 1				
0- 0	0- 0	0- 0	NEUTRAL	0- 0	0- 0	0- 0				

RPI 1-25			RPI 26-50			RPI 51-100			RPI 101+ Team's RPI: 228		
RPI	S	Opponent	Score	RPI	S	Opponent	Score	RPI	S	Opponent	Score
								63	A	Belmont	45 69
								69	H	UT Martin	74 70
								112	A	Wisconsin	55 63
								117	H	Loyola Chicago	51 67
								138	H	Southeast Mo. St.	65 77
								159	H	Valparaiso	66 78
								164	H	Tennessee Tech	62 75
								185	A	Northern Ill.	48 61
								196	A	Austin Peay	76 47
								206	A	Murray St.	87 92
								215	N	Western Ill.	60 52
								252	A	Morehead St.	57 51
								263	A	Lipscomb	66 56
								277	A	Eastern Ky.	83 63
								279	H	Indiana St.	57 59
								294	H	Omaha	65 52
								307	H	Jacksonville St.	55 52
								324	A	Evansville	90 44
								335	A	UIC	80 45
								340	A	Tennessee St.	73 52
LAST 10 Division I											
								196	A	Austin Peay	76 47
								206	A	Murray St.	87 92
								138	H	Southeast Mo. St.	65 77
								69	H	UT Martin	74 70
								164	H	Tennessee Tech	62 75
								307	H	Jacksonville St.	55 52
								252	A	Morehead St.	57 51
								277	A	Eastern Ky.	83 63
								63	A	Belmont	45 69
								340	A	Tennessee St.	73 52

Non-Div I Games: Lindenwood (MO) 88 66

Eastern Ill.

■ Loss, 
 ■ Non-Conf, 
 ■ S Site, 
 ■ H Home 
 ■ A Away 
 N Neutral

Average RPI Win:	264	WON-LOST	WINNING	LAST 10	STRENGTH OF	OPP. STRENGTH	TEAM	ADJ.	CONF.	ADJ CONF.
Average RPI Loss:	160	RECORD	PCT. RANK	GAMES	SCHEDULE	OF SCHEDULE	RPI	RPI	RPI	RPI
DIV. I ONLY	7- 13	257	2-8	247	286	277	277	19	19	
DIV. I NON-CONF.	5- 5	164	0	262	165	199	199	22	22	
TOTALS	RPI 1-25	RPI 26-50	W-L RECORDS	RPI 51-100	RPI 101-150	RPI 150+				
7- 13	0- 0	0- 0	OVERALL	0- 5	0- 1	7- 7				
3- 7	0- 0	0- 0	HOME	0- 1	0- 1	3- 5				
4- 6	0- 0	0- 0	AWAY	0- 4	0- 0	4- 2				
0- 0	0- 0	0- 0	NEUTRAL	0- 0	0- 0	0- 0				
5- 5	0- 0	0- 0	NON-CONFERENCE	0- 3	0- 0	5- 2				
2- 2	0- 0	0- 0	HOME	0- 0	0- 0	2- 2				
3- 3	0- 0	0- 0	AWAY	0- 3	0- 0	3- 0				
0- 0	0- 0	0- 0	NEUTRAL	0- 0	0- 0	0- 0				
2- 8	0- 0	0- 0	CONFERENCE	0- 2	0- 1	2- 5				
1- 5	0- 0	0- 0	HOME	0- 1	0- 1	1- 3				
1- 3	0- 0	0- 0	AWAY	0- 1	0- 0	1- 2				
0- 0	0- 0	0- 0	NEUTRAL	0- 0	0- 0	0- 0				

RPI 1-25				RPI 26-50				RPI 51-100				RPI 101+ Team's RPI: 277					
RPI	S	Opponent	Score	RPI	S	Opponent	Score	RPI	S	Opponent	Score	RPI	S	Opponent	Score		
								52	A	IUPUI	42	72	138	H	Southeast Mo. St.	44	60
								63	A	Belmont	48	68	164	A	Tennessee Tech	82	87
								69	H	UT Martin	50	65	164	H	Tennessee Tech	42	60
								94	A	Butler	41	73	171	H	Miami (OH)	57	75
								99	A	Vanderbilt	69	75	179	A	Memphis	63	60
													209	H	Northern Ky.	69	62
													219	H	Chattanooga	71	65
													227	H	Youngstown St.	63	72
													228	H	Eastern Ill.	63	83
													240	A	Xavier	56	55
													307	A	Jacksonville St.	54	68
													307	H	Jacksonville St.	33	43
													328	H	SIUE	49	46
													331	A	Mercer	61	60
													340	A	Tennessee St.	61	55
LAST 10 Division I																	
				138	H	Southeast Mo. St.	44	60	63	A	Belmont	48	68				
				69	H	UT Martin	50	65	328	H	SIUE	49	46				
				164	A	Tennessee Tech	82	87	228	H	Eastern Ill.	63	83				
				307	A	Jacksonville St.	54	68	307	H	Jacksonville St.	33	43				
				340	A	Tennessee St.	61	55	164	H	Tennessee Tech	42	60				

Non-Div I Games: Alice Lloyd 102 65

Eastern Ky.

■ Loss, 
 ■ Non-Conf, 
 ■ S Site, 
 ■ H Home 
 ■ A Away 
 N Neutral

Average RPI Win:	221	WON-LOST	WINNING	LAST 10	STRENGTH OF	OPP. STRENGTH	TEAM	ADJ.	CONF.	ADJ CONF.
Average RPI Loss:	118	RECORD	PCT. RANK	GAMES	SCHEDULE	OF SCHEDULE	RPI	RPI	RPI	RPI
DIV. I ONLY	9- 10	194	6-4	169	141	167	167	10	10	
DIV. I NON-CONF.	4- 6	212	1-0	245	265	242	242	10	10	
TOTALS	RPI 1-25	RPI 26-50	W-L RECORDS	RPI 51-100	RPI 101-150	RPI 150+				
9- 10	0- 1	0- 1	OVERALL	0- 4	2- 0	7- 4				
5- 3	0- 1	0- 1	HOME	0- 1	1- 0	4- 0				
4- 7	0- 0	0- 0	AWAY	0- 3	1- 0	3- 4				
0- 0	0- 0	0- 0	NEUTRAL	0- 0	0- 0	0- 0				
4- 6	0- 0	0- 1	NON-CONFERENCE	0- 2	1- 0	3- 3				
2- 2	0- 0	0- 1	HOME	0- 1	1- 0	1- 0				
2- 4	0- 0	0- 0	AWAY	0- 1	0- 0	2- 3				
0- 0	0- 0	0- 0	NEUTRAL	0- 0	0- 0	0- 0				
5- 4	0- 1	0- 0	CONFERENCE	0- 2	1- 0	4- 1				
3- 1	0- 1	0- 0	HOME	0- 0	0- 0	3- 0				
2- 3	0- 0	0- 0	AWAY	0- 2	1- 0	1- 1				
0- 0	0- 0	0- 0	NEUTRAL	0- 0	0- 0	0- 0				

RPI 1-25				RPI 26-50				RPI 51-100				RPI 101+ Team's RPI: 167			
RPI	S	Opponent	Score	RPI	S	Opponent	Score	RPI	S	Opponent	Score	RPI	S	Opponent	Score
17	H	Central Mich.	82 89	40	H	Michigan	38 57	76	A	Ball St.	54 59	113	A	Kent St.	74 69
								80	H	Southern Ill.	54 85	138	H	Southeast Mo. St.	69 64
								91	A	Buffalo	63 66	169	A	Toledo	77 62
								100	A	Michigan St.	50 85	170	A	Wichita St.	52 63
												171	H	Miami (OH)	80 53
												183	A	Binghamton	67 78
												185	H	Northern Ill.	62 55
												197	A	Akron	81 88
												227	A	Youngstown St.	77 79
												231	H	Bowling Green	78 61
												320	H	Purdue Fort Wayne	64 40
												329	A	Detroit Mercy	84 70
												335	A	UIC	68 59
LAST 10 Division I															
197	A	Akron	81 88	171	H	Miami (OH)	80 53								
169	A	Toledo	77 62	76	A	Ball St.	54 59								
185	H	Northern Ill.	62 55	113	A	Kent St.	74 69								
17	H	Central Mich.	82 89	231	H	Bowling Green	78 61								
91	A	Buffalo	63 66	329	A	Detroit Mercy	84 70								

Non-Div I Games: Olivet 95 38

Eastern Mich.

Average RPI Win:	316	WON-LOST	WINNING	LAST 10	STRENGTH OF	OPP. STRENGTH	TEAM	ADJ.	CONF.	ADJ CONF.
Average RPI Loss:	152	RECORD	PCT. RANK	GAMES	SCHEDULE	OF SCHEDULE	RPI	RPI	RPI	RPI
DIV. I ONLY	1- 17	345	1-9	85	213	309	309	18	18	
DIV. I NON-CONF.	0- 8	338	0	7	130	238	238	17	17	
TOTALS	RPI 1-25	RPI 26-50	W-L RECORDS	RPI 51-100	RPI 101-150	RPI 150+				
1- 17	0- 2	0- 0	OVERALL	0- 2	0- 4	1- 9				
1- 6	0- 0	0- 0	HOME	0- 1	0- 1	1- 4				
0- 10	0- 2	0- 0	AWAY	0- 0	0- 3	0- 5				
0- 1	0- 0	0- 0	NEUTRAL	0- 1	0- 0	0- 0				
0- 8	0- 2	0- 0	NON-CONFERENCE	0- 1	0- 3	0- 2				
0- 2	0- 0	0- 0	HOME	0- 0	0- 1	0- 1				
0- 5	0- 2	0- 0	AWAY	0- 0	0- 2	0- 1				
0- 1	0- 0	0- 0	NEUTRAL	0- 1	0- 0	0- 0				
1- 9	0- 0	0- 0	CONFERENCE	0- 1	0- 1	1- 7				
1- 4	0- 0	0- 0	HOME	0- 1	0- 0	1- 3				
0- 5	0- 0	0- 0	AWAY	0- 0	0- 1	0- 4				
0- 0	0- 0	0- 0	NEUTRAL	0- 0	0- 0	0- 0				

RPI 1-25				RPI 26-50				RPI 51-100				RPI 101+ Team's RPI: 309			
RPI	S	Opponent	Score	RPI	S	Opponent	Score	RPI	S	Opponent	Score	RPI	S	Opponent	Score
4	A	Stanford	27 92					53	N	Bradley	46 66	101	H	Boise St.	61 63
5	A	Gonzaga	44 84					93	H	Montana St.	85 89	104	A	Utah	49 87
												111	A	Idaho	60 69
												137	A	San Jose St.	66 84
												161	H	Northern Ariz.	62 70
												184	A	Montana	54 92
												186	A	Portland St.	58 75
												216	A	Southern Utah	50 71
												218	H	Pepperdine	52 53
												221	A	Northern Colo.	42 63
												232	H	Idaho St.	47 67
												248	A	UMKC	55 66
												306	H	Sacramento St.	67 74
												316	H	Weber St.	63 53
LAST 10 Division I															
				161	H	Northern Ariz.	62 70			111	A	Idaho	60 69		
				306	H	Sacramento St.	67 74			184	A	Montana	54 92		
				221	A	Northern Colo.	42 63			186	A	Portland St.	58 75		
				216	A	Southern Utah	50 71			232	H	Idaho St.	47 67		
				93	H	Montana St.	85 89			316	H	Weber St.	63 53		

Non-Div I Games: Northwest Chrst. 81 62

Eastern Wash.

■ Loss, 
 ■ Non-Conf, 
 ■ S Site, 
 ■ Home 
 ■ A Away 
 N Neutral



Average RPI Win: <b>250</b>	WON-LOST	WINNING	LAST 10	STRENGTH OF	OPP. STRENGTH	TEAM	ADJ.	CONF.	ADJ CONF.
Average RPI Loss: <b>92</b>	RECORD	PCT. RANK	GAMES	SCHEDULE	OF SCHEDULE	RPI	RPI	RPI	RPI
DIV. I ONLY	8- 11	227	5-5	70	191	153	153	14	14
DIV. I NON-CONF.	4- 6	212	1-0	32	241	113	113	13	13
TOTALS	RPI 1-25	RPI 26-50	W-L RECORDS	RPI 51-100	RPI 101-150	RPI 150+			
8- 11	0- 1	0- 1	OVERALL	0- 5	0- 3	8- 1			
4- 4	0- 0	0- 0	HOME	0- 2	0- 1	4- 1			
4- 5	0- 1	0- 1	AWAY	0- 2	0- 1	4- 0			
0- 2	0- 0	0- 0	NEUTRAL	0- 1	0- 1	0- 0			
4- 6	0- 1	0- 0	NON-CONFERENCE	0- 4	0- 1	4- 0			
2- 1	0- 0	0- 0	HOME	0- 1	0- 0	2- 0			
2- 3	0- 1	0- 0	AWAY	0- 2	0- 0	2- 0			
0- 2	0- 0	0- 0	NEUTRAL	0- 1	0- 1	0- 0			
4- 5	0- 0	0- 1	CONFERENCE	0- 1	0- 2	4- 1			
2- 3	0- 0	0- 0	HOME	0- 1	0- 1	2- 1			
2- 2	0- 0	0- 1	AWAY	0- 0	0- 1	2- 0			
0- 0	0- 0	0- 0	NEUTRAL	0- 0	0- 0	0- 0			

RPI 1-25				RPI 26-50				RPI 51-100				RPI 101+ Team's RPI: 153			
RPI	S	Opponent	Score	RPI	S	Opponent	Score	RPI	S	Opponent	Score	RPI	S	Opponent	Score
15	A	NC State	49 62	44	A	James Madison	48 61	52	N	IUPUI	53 59	126	N	Coastal Caro.	65 76
								57	H	Drexel	53 55	129	A	Northeastern	65 68
								58	A	North Carolina	46 76	144	H	William & Mary	77 84
								81	A	Marist	55 63	187	A	UNLV	50 44
								92	H	Wake Forest	57 69	193	A	Towson	74 61
												194	A	Furman	87 76
												211	H	Delaware	56 65
												247	H	Col. of Charleston	90 48
												255	H	UNCW	77 53
												276	H	Appalachian St.	67 66
												311	A	Hofstra	69 56
												337	H	Western Caro.	68 24
LAST 10 Division I															
144	H	William & Mary	77 84	255	H	UNCW	77 53								
211	H	Delaware	56 65	247	H	Col. of Charleston	90 48								
57	H	Drexel	53 55	44	A	James Madison	48 61								
311	A	Hofstra	69 56	193	A	Towson	74 61								
129	A	Northeastern	65 68	194	A	Furman	87 76								

Non-Div I Games: Newberry 73 53

Elon

Evansville

Through Games Of Feb. 3, 2020

Average RPI Win:	304	WON-LOST	WINNING	LAST 10	STRENGTH OF	OPP. STRENGTH	TEAM	ADJ.	CONF.	ADJ CONF.
Average RPI Loss:	153	RECORD	PCT. RANK	GAMES	SCHEDULE	OF SCHEDULE	RPI	RPI	RPI	RPI
DIV. I ONLY	2- 17	338	0-10	207	174	324	324	7	7	
DIV. I NON-CONF.	2- 8	295	0-1	340	333	344	344	7	7	
TOTALS	RPI 1-25	RPI 26-50	W-L RECORDS	RPI 51-100	RPI 101-150	RPI 150+				
2- 17	0- 1	0- 1	OVERALL	0- 4	0- 2	2- 9				
2- 6	0- 1	0- 0	HOME	0- 1	0- 1	2- 3				
0- 11	0- 0	0- 1	AWAY	0- 3	0- 1	0- 6				
0- 0	0- 0	0- 0	NEUTRAL	0- 0	0- 0	0- 0				
2- 8	0- 0	0- 0	NON-CONFERENCE	0- 0	0- 1	2- 7				
2- 2	0- 0	0- 0	HOME	0- 0	0- 0	2- 2				
0- 6	0- 0	0- 0	AWAY	0- 0	0- 1	0- 5				
0- 0	0- 0	0- 0	NEUTRAL	0- 0	0- 0	0- 0				
0- 9	0- 1	0- 1	CONFERENCE	0- 4	0- 1	0- 2				
0- 4	0- 1	0- 0	HOME	0- 1	0- 1	0- 1				
0- 5	0- 0	0- 1	AWAY	0- 3	0- 0	0- 1				
0- 0	0- 0	0- 0	NEUTRAL	0- 0	0- 0	0- 0				

RPI 1-25				RPI 26-50				RPI 51-100				RPI 101+				Team's RPI: 324	
RPI	S	Opponent	Score	RPI	S	Opponent	Score	RPI	S	Opponent	Score	RPI	S	Opponent	Score		
9	H	Missouri St.	55 81	28	A	Drake	44 108	51	A	UNI	60 76	117	H	Loyola Chicago	61 71		
								53	A	Bradley	51 82	138	A	Southeast Mo. St.	60 83		
								71	A	Illinois St.	58 81	159	H	Valparaiso	66 88		
								80	H	Southern Ill.	57 70	162	A	Illinois	44 59		
												171	A	Miami (OH)	64 72		
												196	A	Austin Peay	64 80		
												206	H	Murray St.	59 61		
												228	H	Eastern Ill.	44 90		
												258	H	Marshall	66 62		
												279	A	Indiana St.	58 68		
												320	A	Purdue Fort Wayne	64 67		
												328	A	SIUE	74 85		
												349	H	Chicago St.	76 42		
LAST 10 Division I																	
279	A	Indiana St.	58 68	159	H	Valparaiso	66 88										
9	H	Missouri St.	55 81	117	H	Loyola Chicago	61 71										
80	H	Southern Ill.	57 70	71	A	Illinois St.	58 81										
28	A	Drake	44 108	53	A	Bradley	51 82										
51	A	UNI	60 76	171	A	Miami (OH)	64 72										

Non-Div I Games: Brescia 77 61

Evansville

Loss, Non-Conf, S Site, H Home A Away N Neutral

Average RPI Win:	166	WON-LOST	WINNING	LAST 10	STRENGTH OF	OPP. STRENGTH	TEAM	ADJ.	CONF.	ADJ CONF.
Average RPI Loss:	20	RECORD	PCT. RANK	GAMES	SCHEDULE	OF SCHEDULE	RPI	RPI	RPI	RPI
DIV. I ONLY	19- 2	11	10-0	132	89	25	25	16	16	
DIV. I NON-CONF.	10- 2	29	1-0	90	12	23	23	16	16	
TOTALS	RPI 1-25	RPI 26-50	W-L RECORDS	RPI 51-100	RPI 101-150	RPI 150+				
19- 2	0- 2	1- 0	OVERALL	5- 0	4- 0	9- 0				
7- 1	0- 1	1- 0	HOME	1- 0	1- 0	4- 0				
8- 1	0- 1	0- 0	AWAY	2- 0	2- 0	4- 0				
4- 0	0- 0	0- 0	NEUTRAL	2- 0	1- 0	1- 0				
10- 2	0- 2	1- 0	NON-CONFERENCE	4- 0	2- 0	3- 0				
3- 1	0- 1	1- 0	HOME	1- 0	0- 0	1- 0				
3- 1	0- 1	0- 0	AWAY	1- 0	1- 0	1- 0				
4- 0	0- 0	0- 0	NEUTRAL	2- 0	1- 0	1- 0				
9- 0	0- 0	0- 0	CONFERENCE	1- 0	2- 0	6- 0				
4- 0	0- 0	0- 0	HOME	0- 0	1- 0	3- 0				
5- 0	0- 0	0- 0	AWAY	1- 0	1- 0	3- 0				
0- 0	0- 0	0- 0	NEUTRAL	0- 0	0- 0	0- 0				

RPI 1-25				RPI 26-50				RPI 51-100				RPI 101+			
RPI	S	Opponent	Score	RPI	S	Opponent	Score	RPI	S	Opponent	Score	RPI	S	Opponent	Score
19	A	Princeton	53 67	42	H	Duke	78 56	54	A	Temple	93 67	105	N	Notre Dame	69 60
21	H	LSU	63 74					62	H	UCF	72 50	107	A	Liberty	74 65
								67	N	South Dakota St.	71 70	107	H	Liberty	64 57
								79	N	South Fla.	81 77	149	A	Houston	57 45
								97	A	North Florida	72 50	174	A	North Ala.	74 63
												182	A	Jacksonville	81 68
												225	H	Kennesaw St.	80 63
												226	A	Stetson	89 47
												254	N	Saint Francis (PA)	97 64
												263	H	Lipscomb	82 56
												282	A	FIU	100 54
												330	H	NJIT	82 39
												344	H	Central Conn. St.	94 60
LAST 10 Division I															
182	A	Jacksonville	81 68	97	A	North Florida	72 50								
107	A	Liberty	74 65	226	A	Stetson	89 47								
330	H	NJIT	82 39	107	H	Liberty	64 57								
225	H	Kennesaw St.	80 63	263	H	Lipscomb	82 56								
174	A	North Ala.	74 63	42	H	Duke	78 56								

Non-Div I Games: Webber Int'l 99 48 Fla. Memorial 91 47 Johnson & Wales (FL89 56

FGCU

Loss, Non-Conf, S Site, H Home A Away N Neutral

Average RPI Win:	302	WON-LOST	WINNING	LAST 10	STRENGTH OF	OPP. STRENGTH	TEAM	ADJ.	CONF.	ADJ CONF.
Average RPI Loss:	143	RECORD	PCT. RANK	GAMES	SCHEDULE	OF SCHEDULE	RPI	RPI	RPI	RPI
DIV. I ONLY	5- 16	300	2-8	149	240	282	282	13	13	
DIV. I NON-CONF.	3- 8	268	0	256	336	314	314	14	14	
TOTALS	RPI 1-25	RPI 26-50	W-L RECORDS	RPI 51-100	RPI 101-150	RPI 150+				
5- 16	0- 1	0- 2	OVERALL	0- 4	0- 2	5- 7				
2- 10	0- 1	0- 1	HOME	0- 3	0- 1	2- 4				
3- 6	0- 0	0- 1	AWAY	0- 1	0- 1	3- 3				
0- 0	0- 0	0- 0	NEUTRAL	0- 0	0- 0	0- 0				
3- 8	0- 1	0- 0	NON-CONFERENCE	0- 1	0- 1	3- 5				
1- 7	0- 1	0- 0	HOME	0- 1	0- 1	1- 4				
2- 1	0- 0	0- 0	AWAY	0- 0	0- 0	2- 1				
0- 0	0- 0	0- 0	NEUTRAL	0- 0	0- 0	0- 0				
2- 8	0- 0	0- 2	CONFERENCE	0- 3	0- 1	2- 2				
1- 3	0- 0	0- 1	HOME	0- 2	0- 0	1- 0				
1- 5	0- 0	0- 1	AWAY	0- 1	0- 1	1- 2				
0- 0	0- 0	0- 0	NEUTRAL	0- 0	0- 0	0- 0				

RPI	S	Opponent	Score	RPI	S	Opponent	Score	RPI	S	Opponent	Score	RPI	S	Opponent	Score	Team's RPI: 282
25	H	FGCU	54 100	29	H	Old Dominion	39 66	60	A	Middle Tenn.	56 72	109	A	UAB	58 71	
				32	A	Western Ky.	51 71	66	H	Charlotte	50 64	147	H	Bethune-Cookman	60 65	
								96	H	Rice	47 68	182	A	Jacksonville	52 77	
								97	H	North Florida	49 64	196	H	Austin Peay	56 58	
												209	H	Northern Ky.	45 67	
												224	H	Brown	57 72	
												233	A	UTEP	34 64	
												256	H	North Texas	58 56	
												258	A	Marshall	68 65	
												280	H	Oakland	49 58	
												299	A	UTSA	45 60	
												322	A	N.C. Central	59 58	
												327	A	Georgia St.	70 63	
												348	H	Grambling	56 55	
LAST 10 Division I																
32	A	Western Ky.	51 71	109	A	UAB	58 71									
258	A	Marshall	68 65	96	H	Rice	47 68									
66	H	Charlotte	50 64	256	H	North Texas	58 56									
29	H	Old Dominion	39 66	299	A	UTSA	45 60									
60	A	Middle Tenn.	56 72	233	A	UTEP	34 64									

Non-Div I Games:

FIU

■ Loss, 
 ■ Non-Conf, S Site, 
 ■ Home 
 ■ Away 
 N Neutral

## Fairfield

Through Games Of Feb. 3, 2020

Average RPI Win:	274	WON-LOST	WINNING	LAST 10	STRENGTH OF	OPP. STRENGTH	TEAM	ADJ.	CONF.	ADJ CONF.
Average RPI Loss:	125	RECORD	PCT. RANK	GAMES	SCHEDULE	OF SCHEDULE	RPI	RPI	RPI	RPI
DIV. I ONLY	10- 8	136	7-3	295	208	207	207	24	24	
DIV. I NON-CONF.	3- 6	235	0-1	297	128	295	295	25	25	
TOTALS	RPI 1-25	RPI 26-50	W-L RECORDS	RPI 51-100	RPI 101-150	RPI 150+				
10- 8	0- 0	0- 1	OVERALL	1- 3	0- 0	9- 4				
7- 2	0- 0	0- 0	HOME	1- 0	0- 0	6- 2				
3- 6	0- 0	0- 1	AWAY	0- 3	0- 0	3- 2				
0- 0	0- 0	0- 0	NEUTRAL	0- 0	0- 0	0- 0				
3- 6	0- 0	0- 1	NON-CONFERENCE	0- 2	0- 0	3- 3				
2- 2	0- 0	0- 0	HOME	0- 0	0- 0	2- 2				
1- 4	0- 0	0- 1	AWAY	0- 2	0- 0	1- 1				
0- 0	0- 0	0- 0	NEUTRAL	0- 0	0- 0	0- 0				
7- 2	0- 0	0- 0	CONFERENCE	1- 1	0- 0	6- 1				
5- 0	0- 0	0- 0	HOME	1- 0	0- 0	4- 0				
2- 2	0- 0	0- 0	AWAY	0- 1	0- 0	2- 1				
0- 0	0- 0	0- 0	NEUTRAL	0- 0	0- 0	0- 0				

RPI 1-25				RPI 26-50				RPI 51-100				RPI 101+				Team's RPI: 207	
RPI	S	Opponent	Score	RPI	S	Opponent	Score	RPI	S	Opponent	Score	RPI	S	Opponent	Score		
				50	A	St. John's (NY)	69 71	54	A	Temple	59 77	165	A	Quinnipiac	62 76		
								77	A	Seton Hall	44 74	166	H	Dartmouth	51 52		
								81	H	Marist	52 48	178	A	Rhode Island	41 74		
								85	A	Rider	52 60	217	H	Manhattan	87 47		
												224	H	Brown	44 58		
												238	A	Iona	52 40		
												278	H	Monmouth	49 38		
												292	H	Navy	66 52		
												308	A	Siena	65 35		
												311	H	Hofstra	73 64		
												334	A	LIU Brooklyn	53 51		
												336	H	Saint Peter's	67 48		
												341	H	Canisius	72 70		
LAST 10 Division I																	
				81	H	Marist	52 48	341	H	Canisius	72 70						
				85	A	Rider	52 60	336	H	Saint Peter's	67 48						
				165	A	Quinnipiac	62 76	278	H	Monmouth	49 38						
				217	H	Manhattan	87 47	308	A	Siena	65 35						
				238	A	Iona	52 40	224	H	Brown	44 58						

Non-Div I Games:

Fairfield

■ Loss, 
 ■ Non-Conf, 
 S Site, 
 ■ Home 
 ■ Away 
 N Neutral

Average RPI Win: 306		WON-LOST	WINNING	LAST 10	STRENGTH OF	OPP. STRENGTH	TEAM	ADJ.	CONF.	ADJ CONF.
Average RPI Loss: 246		RECORD	PCT. RANK	GAMES	SCHEDULE	OF SCHEDULE	RPI	RPI	RPI	RPI
DIV. I ONLY		8- 13	245	5-5	347	345	323	323	29	29
DIV. I NON-CONF.		3- 8	268	0	338	339	332	332	29	29
TOTALS	RPI 1-25		RPI 26-50		W-L RECORDS	RPI 51-100	RPI 101-150		RPI 150+	
8- 13	0- 0		0- 0		OVERALL	0- 0	0- 0		8- 13	
4- 6	0- 0		0- 0		HOME	0- 0	0- 0		4- 6	
4- 7	0- 0		0- 0		AWAY	0- 0	0- 0		4- 7	
0- 0	0- 0		0- 0		NEUTRAL	0- 0	0- 0		0- 0	
3- 8	0- 0		0- 0		NON-CONFERENCE	0- 0	0- 0		3- 8	
1- 4	0- 0		0- 0		HOME	0- 0	0- 0		1- 4	
2- 4	0- 0		0- 0		AWAY	0- 0	0- 0		2- 4	
0- 0	0- 0		0- 0		NEUTRAL	0- 0	0- 0		0- 0	
5- 5	0- 0		0- 0		CONFERENCE	0- 0	0- 0		5- 5	
3- 2	0- 0		0- 0		HOME	0- 0	0- 0		3- 2	
2- 3	0- 0		0- 0		AWAY	0- 0	0- 0		2- 3	
0- 0	0- 0		0- 0		NEUTRAL	0- 0	0- 0		0- 0	

RPI 1-25				RPI 26-50				RPI 51-100				RPI 101+ Team's RPI: 323			
RPI	S	Opponent	Score	RPI	S	Opponent	Score	RPI	S	Opponent	Score	RPI	S	Opponent	Score
												157	A	Lafayette	29 61
												183	H	Binghamton	48 60
												201	A	UMass Lowell	56 61
												205	A	Merrimack	51 62
												213	H	Mt. St. Mary's	61 69
												217	H	Manhattan	61 62
												254	H	Saint Francis (PA)	56 47
												266	H	Loyola Maryland	46 75
												268	A	Pittsburgh	60 69
												273	A	Howard	56 64
												283	A	Wagner	62 61
												284	A	Sacred Heart	53 68
												284	H	Sacred Heart	65 60
												285	H	Army West Point	68 70
												305	A	St. Francis Brooklyn	62 57
												308	H	Siena	67 58
												314	H	Bryant	45 57
												330	A	NJIT	68 59
												334	A	LIU Brooklyn	63 68
												336	A	Saint Peter's	77 71
												344	H	Central Conn. St.	66 47
EAST 10 Division I															
				283	A	Wagner	62 61	284	H	Sacred Heart	65 60				
				213	H	Mt. St. Mary's	61 69	334	A	LIU Brooklyn	63 68				
				205	A	Merrimack	51 62	254	H	Saint Francis (PA)	56 47				
				284	A	Sacred Heart	53 68	314	H	Bryant	45 57				
				344	H	Central Conn. St.	66 47	305	A	St. Francis Brooklyn	62 57				

Non-Div I Games:

Fairleigh Dickinson

Loss, Non-Conf, S Site, H Home A Away N Neutral

Average RPI Win:	225	WON-LOST	WINNING	LAST 10	STRENGTH OF	OPP. STRENGTH	TEAM	ADJ.	CONF.	ADJ CONF.
Average RPI Loss:	116	RECORD	PCT. RANK	GAMES	SCHEDULE	OF SCHEDULE	RPI	RPI	RPI	RPI
DIV. I ONLY	9- 12	222	3-7	112	148	180	180	13	13	
DIV. I NON-CONF.	6- 5	151	0	196	198	182	182	14	14	
TOTALS	RPI 1-25	RPI 26-50	W-L RECORDS	RPI 51-100	RPI 101-150	RPI 150+				
9- 12	0- 1	0- 2	OVERALL	1- 2	0- 4	8- 3				
6- 5	0- 0	0- 1	HOME	1- 1	0- 2	5- 1				
3- 7	0- 1	0- 1	AWAY	0- 1	0- 2	3- 2				
0- 0	0- 0	0- 0	NEUTRAL	0- 0	0- 0	0- 0				
6- 5	0- 1	0- 0	NON-CONFERENCE	0- 0	0- 3	6- 1				
4- 3	0- 0	0- 0	HOME	0- 0	0- 2	4- 1				
2- 2	0- 1	0- 0	AWAY	0- 0	0- 1	2- 0				
0- 0	0- 0	0- 0	NEUTRAL	0- 0	0- 0	0- 0				
3- 7	0- 0	0- 2	CONFERENCE	1- 2	0- 1	2- 2				
2- 2	0- 0	0- 1	HOME	1- 1	0- 0	1- 0				
1- 5	0- 0	0- 1	AWAY	0- 1	0- 1	1- 2				
0- 0	0- 0	0- 0	NEUTRAL	0- 0	0- 0	0- 0				

RPI 1-25				RPI 26-50				RPI 51-100				RPI 101+ Team's RPI: 180			
RPI	S	Opponent	Score	RPI	S	Opponent	Score	RPI	S	Opponent	Score	RPI	S	Opponent	Score
12	A	Iowa	53 85	29	H	Old Dominion	63 75	60	A	Middle Tenn.	66 81	109	A	UAB	73 92
				32	A	Western Ky.	59 68	66	H	Charlotte	65 44	116	H	Kansas	60 90
								96	H	Rice	69 78	125	H	Harvard	51 65
												130	A	Richmond	55 57
												155	A	Hampton	64 63
												156	A	Western Mich.	80 79
												177	H	Little Rock	79 72
												194	H	Furman	63 69
												233	A	UTEP	65 96
												256	H	North Texas	84 78
												258	A	Marshall	75 85
												266	H	Loyola Maryland	72 61
												299	A	UTSA	80 53
												308	H	Siena	83 39
												344	H	Central Conn. St.	72 54
LAST 10 Division I															
258	A	Marshall	75 85	60	A	Middle Tenn.	66 81								
32	A	Western Ky.	59 68	256	H	North Texas	84 78								
29	H	Old Dominion	63 75	96	H	Rice	69 78								
66	H	Charlotte	65 44	233	A	UTEP	65 96								
109	A	UAB	73 92	299	A	UTSA	80 53								

Non-Div I Games:

Average RPI Win:	218	WON-LOST	WINNING	LAST 10	STRENGTH OF	OPP. STRENGTH	TEAM	ADJ.	CONF.	ADJ CONF.
Average RPI Loss:	41	RECORD	PCT. RANK	GAMES	SCHEDULE	OF SCHEDULE	RPI	RPI	RPI	RPI
DIV. I ONLY	12- 10	152	4-6	88	77	118	118	4	4	
DIV. I NON-CONF.	9- 4	84	1-0	313	176	195	195	5	5	
TOTALS	RPI 1-25	RPI 26-50	W-L RECORDS	RPI 51-100	RPI 101-150	RPI 150+				
12- 10	1- 6	0- 2	OVERALL	2- 1	2- 1	7- 0				
7- 5	0- 4	0- 1	HOME	2- 0	1- 0	4- 0				
4- 4	1- 2	0- 1	AWAY	0- 0	1- 1	2- 0				
1- 1	0- 0	0- 0	NEUTRAL	0- 1	0- 0	1- 0				
9- 4	0- 2	0- 0	NON-CONFERENCE	1- 1	1- 1	7- 0				
6- 2	0- 2	0- 0	HOME	1- 0	1- 0	4- 0				
2- 1	0- 0	0- 0	AWAY	0- 0	0- 1	2- 0				
1- 1	0- 0	0- 0	NEUTRAL	0- 1	0- 0	1- 0				
3- 6	1- 4	0- 2	CONFERENCE	1- 0	1- 0	0- 0				
1- 3	0- 2	0- 1	HOME	1- 0	0- 0	0- 0				
2- 3	1- 2	0- 1	AWAY	0- 0	1- 0	0- 0				
0- 0	0- 0	0- 0	NEUTRAL	0- 0	0- 0	0- 0				

RPI 1-25				RPI 26-50				RPI 51-100				RPI 101+ Team's RPI: 118			
RPI	S	Opponent	Score	RPI	S	Opponent	Score	RPI	S	Opponent	Score	RPI	S	Opponent	Score
13	H	Indiana	49 73	41	A	Arkansas	57 79	92	N	Wake Forest	68 73	116	A	Kansas	66 76
14	A	Mississippi St.	47 93	43	H	Tennessee	50 78	95	H	Davidson	55 50	121	A	Auburn	83 63
18	A	Texas A&M	42 69					99	H	Vanderbilt	68 60	146	H	Samford	84 48
21	H	LSU	68 77									240	N	Xavier	67 64
23	H	Florida St.	55 66									264	H	Longwood	71 54
24	A	Kentucky	70 62									296	A	Prairie View	51 44
24	H	Kentucky	45 65									303	H	Presbyterian	60 46
												331	H	Mercer	71 50
												347	H	Florida A&M	84 40
												348	A	Grambling	72 65
LAST 10 Division I															
24	A	Kentucky	70 62	24	H	Kentucky	45 65								
21	H	LSU	68 77	121	A	Auburn	83 63								
41	A	Arkansas	57 79	99	H	Vanderbilt	68 60								
18	A	Texas A&M	42 69	14	A	Mississippi St.	47 93								
43	H	Tennessee	50 78	95	H	Davidson	55 50								

Non-Div I Games:

Florida

■ Loss, 
 ■ Non-Conf, S Site, 
 ■ Home 
 ■ Away 
 N Neutral



Average RPI Win:	347	WON-LOST	WINNING	LAST 10	STRENGTH OF	OPP. STRENGTH	TEAM	ADJ.	CONF.	ADJ CONF.
Average RPI Loss:	229	RECORD	PCT. RANK	GAMES	SCHEDULE	OF SCHEDULE	RPI	RPI	RPI	RPI
DIV. I ONLY	2- 16	336	2-8	325	351	347	347	30	30	
DIV. I NON-CONF.	0- 9	338	0-1	283	349	348	348	30	30	
TOTALS	RPI 1-25	RPI 26-50	W-L RECORDS	RPI 51-100	RPI 101-150	RPI 150+				
2- 16	0- 1	0- 0	OVERALL	0- 0	0- 4	2- 11				
1- 5	0- 0	0- 0	HOME	0- 0	0- 1	1- 4				
1- 11	0- 1	0- 0	AWAY	0- 0	0- 3	1- 7				
0- 0	0- 0	0- 0	NEUTRAL	0- 0	0- 0	0- 0				
0- 9	0- 1	0- 0	NON-CONFERENCE	0- 0	0- 2	0- 6				
0- 2	0- 0	0- 0	HOME	0- 0	0- 0	0- 2				
0- 7	0- 1	0- 0	AWAY	0- 0	0- 2	0- 4				
0- 0	0- 0	0- 0	NEUTRAL	0- 0	0- 0	0- 0				
2- 7	0- 0	0- 0	CONFERENCE	0- 0	0- 2	2- 5				
1- 3	0- 0	0- 0	HOME	0- 0	0- 1	1- 2				
1- 4	0- 0	0- 0	AWAY	0- 0	0- 1	1- 3				
0- 0	0- 0	0- 0	NEUTRAL	0- 0	0- 0	0- 0				

RPI 1-25				RPI 26-50				RPI 51-100				RPI 101+ Team's RPI: 347			
RPI	S	Opponent	Score	RPI	S	Opponent	Score	RPI	S	Opponent	Score	RPI	S	Opponent	Score
21	A	LSU	45 73									118	A	Florida	40 84
												134	A	N.C. A&T	44 71
												141	A	Texas Tech	60 98
												147	H	Bethune-Cookman	57 78
												173	A	Norfolk St.	51 59
												182	H	Jacksonville	54 88
												229	H	Morgan St.	47 59
												273	A	Howard	58 72
												281	H	Alabama A&M	53 77
												307	A	Jacksonville St.	67 72
												319	A	Alcorn	42 58
												322	A	N.C. Central	57 66
												322	H	N.C. Central	70 71
												338	A	USC Upstate	61 74
												343	H	Coppin St.	58 48
												350	A	South Carolina St.	44 39
												351	A	Mississippi Val.	70 71
LAST 10 Division I															
				147	H	Bethune-Cookman	57 78			343	H	Coppin St.	58 48		
				173	A	Norfolk St.	51 59			229	H	Morgan St.	47 59		
				273	A	Howard	58 72			134	A	N.C. A&T	44 71		
				322	H	N.C. Central	70 71			322	A	N.C. Central	57 66		
				350	A	South Carolina St.	44 39			21	A	LSU	45 73		

Non-Div I Games: Johnson (FL) 102 40 Trinity Baptist 103 54

Florida A&amp;M

■ Loss, 
 ■ Non-Conf, S Site, 
 ■ Home 
 ■ Away 
 N Neutral

Average RPI Win: 122		WON-LOST	WINNING	LAST 10	STRENGTH OF	OPP. STRENGTH	TEAM	ADJ.	CONF.	ADJ CONF.
Average RPI Loss: 71		RECORD	PCT. RANK	GAMES	SCHEDULE	OF SCHEDULE	RPI	RPI	RPI	RPI
DIV. I ONLY		18- 4	24	6-4	59	28	23	23	5	5
DIV. I NON-CONF.		11- 0	1	0	95	36	9	9	3	3
TOTALS		RPI 1-25	RPI 26-50	W-L RECORDS	RPI 51-100	RPI 101-150	RPI 150+			
18- 4	2- 1		3- 0	OVERALL	6- 2	2- 1	5- 0			
9- 2	0- 0		2- 0	HOME	4- 2	1- 0	2- 0			
7- 2	1- 1		0- 0	AWAY	2- 0	1- 1	3- 0			
2- 0	1- 0		1- 0	NEUTRAL	0- 0	0- 0	0- 0			
11- 0	2- 0		2- 0	NON-CONFERENCE	2- 0	2- 0	3- 0			
6- 0	0- 0		1- 0	HOME	2- 0	1- 0	2- 0			
3- 0	1- 0		0- 0	AWAY	0- 0	1- 0	1- 0			
2- 0	1- 0		1- 0	NEUTRAL	0- 0	0- 0	0- 0			
7- 4	0- 1		1- 0	CONFERENCE	4- 2	0- 1	2- 0			
3- 2	0- 0		1- 0	HOME	2- 2	0- 0	0- 0			
4- 2	0- 1		0- 0	AWAY	2- 0	0- 1	2- 0			
0- 0	0- 0		0- 0	NEUTRAL	0- 0	0- 0	0- 0			

RPI 1-25				Team's RPI: 23		RPI 26-50				RPI 51-100				RPI 101+			
RPI	S	Opponent	Score	RPI	S	Opponent	Score	RPI	S	Opponent	Score	RPI	S	Opponent	Score		
15	A	NC State	51 68	34	H	Virginia Tech	86 62	58	H	North Carolina	78 64	118	A	Florida	66 55		
18	N	Texas A&M	80 58	40	N	Michigan	79 69	59	A	Miami (FL)	73 62	119	A	Syracuse	89 90		
21	A	LSU	70 62	50	H	St. John's (NY)	74 70	59	H	Miami (FL)	79 61	146	H	Samford	88 59		
								61	H	Boston College	56 65	176	A	Clemson	81 64		
								87	H	Georgia Tech	52 67	182	H	Jacksonville	75 41		
								92	A	Wake Forest	70 65	268	A	Pittsburgh	66 41		
								97	H	North Florida	70 41	335	A	UIC	86 42		
								100	H	Michigan St.	78 68	339	H	Charleston So.	88 36		
LAST 10 Division I																	
268	A	Pittsburgh	66 41	58	H	North Carolina	78 64										
61	H	Boston College	56 65	87	H	Georgia Tech	52 67										
59	H	Miami (FL)	79 61	59	A	Miami (FL)	73 62										
92	A	Wake Forest	70 65	119	A	Syracuse	89 90										
15	A	NC State	51 68	34	H	Virginia Tech	86 62										

Non-Div I Games:

Florida St.

■ Loss, ■ Non-Conf, S Site, H Home A Away N Neutral

Average RPI Win: <b>176</b>	WON-LOST	WINNING	LAST 10	STRENGTH OF	OPP. STRENGTH	TEAM	ADJ.	CONF.	ADJ CONF.
Average RPI Loss: <b>110</b>	RECORD	PCT. RANK	GAMES	SCHEDULE	OF SCHEDULE	RPI	RPI	RPI	RPI
DIV. I ONLY	13- 8	103	7-3	159	93	115	115	12	12
DIV. I NON-CONF.	8- 5	117	2-0	156	86	120	120	12	12
-----									
TOTALS	RPI 1-25	RPI 26-50	W-L RECORDS	RPI 51-100	RPI 101-150	RPI 150+			
13- 8	0- 0	0- 1	OVERALL	2- 3	5- 2	6- 2			
9- 2	0- 0	0- 0	HOME	1- 1	4- 1	4- 0			
3- 5	0- 0	0- 0	AWAY	1- 2	0- 1	2- 2			
1- 1	0- 0	0- 1	NEUTRAL	0- 0	1- 0	0- 0			
8- 5	0- 0	0- 1	NON-CONFERENCE	1- 1	4- 1	3- 2			
5- 2	0- 0	0- 0	HOME	0- 1	3- 1	2- 0			
2- 2	0- 0	0- 0	AWAY	1- 0	0- 0	1- 2			
1- 1	0- 0	0- 1	NEUTRAL	0- 0	1- 0	0- 0			
5- 3	0- 0	0- 0	CONFERENCE	1- 2	1- 1	3- 0			
4- 0	0- 0	0- 0	HOME	1- 0	1- 0	2- 0			
1- 3	0- 0	0- 0	AWAY	0- 2	0- 1	1- 0			
0- 0	0- 0	0- 0	NEUTRAL	0- 0	0- 0	0- 0			

RPI 1-25			RPI 26-50			RPI 51-100			RPI 101+			Team's RPI: 115
RPI	S	Opponent	Score	RPI	S	Opponent	Score	RPI	S	Opponent	Score	Score
				41	N	Arkansas	59 <b>71</b>	66	A	Charlotte	76 51	105 <b>H</b> Notre Dame 55 <b>60</b>
								78	A	Dayton	44 <b>48</b>	106 <b>A</b> VCU 52 <b>62</b>
								88	H	Villanova	66 <b>73</b>	129 <b>H</b> Northeastern 74 58
								90	H	Saint Louis	66 54	136 N Lehigh 59 57
								95	A	Davidson	62 <b>74</b>	145 <b>H</b> George Washington 53 47
												146 <b>H</b> Samford 68 37
												149 <b>H</b> Houston 63 54
												175 <b>A</b> Columbia 51 <b>70</b>
												190 <b>A</b> Penn St. 59 <b>72</b>
												202 <b>H</b> La Salle 62 45
												217 <b>A</b> Manhattan 51 45
												236 <b>A</b> George Mason 66 54
												241 <b>H</b> Georgetown 67 54
												245 <b>H</b> Southern U. 65 52
												291 <b>H</b> St. Bonaventure 79 53
-----												
LAST 10 Division I												
202	H	La Salle	62 45	145	H	George Washington	53 47					
106	A	VCU	52 <b>62</b>	95	A	Davidson	62 <b>74</b>					
78	A	Dayton	44 <b>48</b>	291	H	St. Bonaventure	79 53					
90	H	Saint Louis	66 54	149	H	Houston	63 54					
236	A	George Mason	66 54	146	H	Samford	68 37					

Non-Div I Games:

Fordham

■ Loss, 
 ■ Non-Conf, 
 S Site, 
 ■ Home 
 ■ Away 
 N Neutral

Average RPI Win:	216	WON-LOST	WINNING	LAST 10	STRENGTH OF	OPP. STRENGTH	TEAM	ADJ.	CONF.	ADJ CONF.
Average RPI Loss:	109	RECORD	PCT. RANK	GAMES	SCHEDULE	OF SCHEDULE	RPI	RPI	RPI	RPI
DIV. I ONLY	16- 4	31	9-1	199	164	70	70	17	17	
DIV. I NON-CONF.	5- 4	140	0-1	210	122	142	142	24	24	
TOTALS	RPI 1-25	RPI 26-50	W-L RECORDS	RPI 51-100	RPI 101-150	RPI 150+				
16- 4	0- 0	0- 1	OVERALL	0- 1	2- 0	14- 2				
8- 1	0- 0	0- 0	HOME	0- 1	0- 0	8- 0				
7- 2	0- 0	0- 0	AWAY	0- 0	2- 0	5- 2				
1- 1	0- 0	0- 1	NEUTRAL	0- 0	0- 0	1- 0				
5- 4	0- 0	0- 1	NON-CONFERENCE	0- 1	0- 0	5- 2				
2- 1	0- 0	0- 0	HOME	0- 1	0- 0	2- 0				
2- 2	0- 0	0- 0	AWAY	0- 0	0- 0	2- 2				
1- 1	0- 0	0- 1	NEUTRAL	0- 0	0- 0	1- 0				
11- 0	0- 0	0- 0	CONFERENCE	0- 0	2- 0	9- 0				
6- 0	0- 0	0- 0	HOME	0- 0	0- 0	6- 0				
5- 0	0- 0	0- 0	AWAY	0- 0	2- 0	3- 0				
0- 0	0- 0	0- 0	NEUTRAL	0- 0	0- 0	0- 0				

RPI 1-25				RPI 26-50				RPI 51-100				Team's RPI: 70		RPI 101+					
RPI	S	Opponent	Score	RPI	S	Opponent	Score	RPI	S	Opponent	Score			RPI	S	Opponent	Score		
				36	N	Yale	67 87					65	H	BYU	65 71	101	A	Boise St.	85 80
																137	A	San Jose St.	85 76
																154	A	Portland	64 75
																161	H	Northern Ariz.	83 66
																168	H	UC Davis	73 65
																181	A	Santa Clara	66 90
																184	A	Montana	76 63
																187	A	UNLV	72 66
																188	H	Wyoming	89 59
																204	A	New Mexico	84 78
																204	H	New Mexico	84 81
																241	N	Georgetown	82 69
																243	A	San Diego St.	65 60
																243	H	San Diego St.	79 54
																267	H	Colorado St.	55 53
																293	H	Utah St.	76 64
																315	H	Air Force	61 52
																317	A	Cal Poly	79 52
LAST 10 Division I																			
				204	A	New Mexico	84 78					243	A	San Diego St.	65 60				
				315	H	Air Force	61 52					204	H	New Mexico	84 81				
				101	A	Boise St.	85 80					137	A	San Jose St.	85 76				
				267	H	Colorado St.	55 53					243	H	San Diego St.	79 54				
				188	H	Wyoming	89 59					181	A	Santa Clara	66 90				

Non-Div I Games: La Verne 111 56 UC Merced 92 26

Fresno St.

Average RPI Win:	237	WON-LOST	WINNING	LAST 10	STRENGTH OF	OPP. STRENGTH	TEAM	ADJ.	CONF.	ADJ CONF.
Average RPI Loss:	150	RECORD	PCT. RANK	GAMES	SCHEDULE	OF SCHEDULE	RPI	RPI	RPI	RPI
DIV. I ONLY	11- 8	124	6-4	321	119	194	194	25	25	
DIV. I NON-CONF.	7- 5	131	2-1	246	57	129	129	23	23	
TOTALS	RPI 1-25	RPI 26-50	W-L RECORDS	RPI 51-100	RPI 101-150	RPI 150+				
11- 8	0- 0	0- 0	OVERALL	0- 3	2- 0	9- 5				
6- 2	0- 0	0- 0	HOME	0- 0	1- 0	5- 2				
4- 6	0- 0	0- 0	AWAY	0- 3	1- 0	3- 3				
1- 0	0- 0	0- 0	NEUTRAL	0- 0	0- 0	1- 0				
7- 5	0- 0	0- 0	NON-CONFERENCE	0- 3	1- 0	6- 2				
3- 1	0- 0	0- 0	HOME	0- 0	0- 0	3- 1				
3- 4	0- 0	0- 0	AWAY	0- 3	1- 0	2- 1				
1- 0	0- 0	0- 0	NEUTRAL	0- 0	0- 0	1- 0				
4- 3	0- 0	0- 0	CONFERENCE	0- 0	1- 0	3- 3				
3- 1	0- 0	0- 0	HOME	0- 0	1- 0	2- 1				
1- 2	0- 0	0- 0	AWAY	0- 0	0- 0	1- 2				
0- 0	0- 0	0- 0	NEUTRAL	0- 0	0- 0	0- 0				

RPI 1-25			RPI 26-50			RPI 51-100			RPI 101+ Team's RPI: 194		
RPI	S	Opponent	Score	RPI	S	Opponent	Score	RPI	S	Opponent	Score
								60	A	Middle Tenn.	62 78
								75	A	Georgia	48 77
								99	A	Vanderbilt	46 74
								130	A	Richmond	70 69
								146	H	Samford	77 69
								151	H	UNC Greensboro	53 59
								153	H	Elon	76 87
								155	H	Hampton	70 65
								176	A	Clemson	71 77
								180	A	Fla. Atlantic	69 63
								208	N	Saint Joseph's	63 48
								219	A	Chattanooga	52 60
								235	A	Gardner-Webb	72 67
								260	A	ETSU	81 62
								269	A	Wofford	62 66
								295	H	Ga. Southern	78 63
								327	H	Georgia St.	62 55
								331	H	Mercer	62 49
								337	H	Western Caro.	69 53
LAST 10 Division I											
269	A	Wofford	62 66	146	H	Samford	77 69				
337	H	Western Caro.	69 53	331	H	Mercer	62 49				
151	H	UNC Greensboro	53 59	153	H	Elon	76 87				
219	A	Chattanooga	52 60	208	N	Saint Joseph's	63 48				
260	A	ETSU	81 62	180	A	Fla. Atlantic	69 63				

Non-Div I Games: North Greenville 88 51 Newberry 62 43 UNKNOWN 88 24

Furman

Loss, Non-Conf, S Site, H Home A Away N Neutral

Average RPI Win:	276	WON-LOST	WINNING	LAST 10	STRENGTH OF	OPP. STRENGTH	TEAM	ADJ.	CONF.	ADJ CONF.
Average RPI Loss:	194	RECORD	PCT. RANK	GAMES	SCHEDULE	OF SCHEDULE	RPI	RPI	RPI	RPI
DIV. I ONLY	6- 14	278	3-7	260	326	295	295	21	21	
DIV. I NON-CONF.	3- 8	268	0-1	260	335	287	287	20	20	
TOTALS	RPI 1-25	RPI 26-50	W-L RECORDS	RPI 51-100	RPI 101-150	RPI 150+				
6- 14	0- 0	0- 0	OVERALL	0- 1	0- 4	6- 9				
3- 4	0- 0	0- 0	HOME	0- 1	0- 0	3- 3				
2- 9	0- 0	0- 0	AWAY	0- 0	0- 3	2- 6				
1- 1	0- 0	0- 0	NEUTRAL	0- 0	0- 1	1- 0				
3- 8	0- 0	0- 0	NON-CONFERENCE	0- 0	0- 3	3- 5				
0- 2	0- 0	0- 0	HOME	0- 0	0- 0	0- 2				
2- 5	0- 0	0- 0	AWAY	0- 0	0- 2	2- 3				
1- 1	0- 0	0- 0	NEUTRAL	0- 0	0- 1	1- 0				
3- 6	0- 0	0- 0	CONFERENCE	0- 1	0- 1	3- 4				
3- 2	0- 0	0- 0	HOME	0- 1	0- 0	3- 1				
0- 4	0- 0	0- 0	AWAY	0- 0	0- 1	0- 3				
0- 0	0- 0	0- 0	NEUTRAL	0- 0	0- 0	0- 0				

RPI S	Opponent	Score	RPI S	Opponent	Score	RPI S	Opponent	Score	RPI S	Opponent	Score	Team's RPI: 295
						64	H Troy	69 79	113	N Kent St.	48 62	
									126	A Coastal Caro.	59 66	
									140	A Tulane	40 56	
									147	A Bethune-Cookman	57 75	
									152	H Louisiana	83 67	
									177	A Little Rock	46 58	
									194	A Furman	63 78	
									200	H North Dakota	56 69	
									203	A Arkansas St.	62 69	
									225	H Kennesaw St.	69 95	
									250	H South Alabama	65 71	
									257	A Winthrop	91 47	
									269	A Wofford	70 57	
									272	A Ole Miss	66 69	
									276	A Appalachian St.	75 83	
									305	N St. Francis Brooklyn	78 47	
									327	H Georgia St.	81 56	
									331	A Mercer	52 62	
									346	H La.-Monroe	64 47	
LAST 10 Division I												
276	A	Appalachian St.	75	83	203	A	Arkansas St.	62	69			
126	A	Coastal Caro.	59	66	177	A	Little Rock	46	58			
327	H	Georgia St.	81	56	152	H	Louisiana	83	67			
250	H	South Alabama	65	71	346	H	La.-Monroe	64	47			
64	H	Troy	69	79	140	A	Tulane	40	56			

Non-Div I Games:

Ga. Southern

■ Loss, 
 ■ Non-Conf, 
 ■ S Site, 
 ■ H Home 
 ■ A Away 
 N Neutral

Average RPI Win:	286	WON-LOST	WINNING	LAST 10	STRENGTH OF	OPP. STRENGTH	TEAM	ADJ.	CONF.	ADJ CONF.
Average RPI Loss:	162	RECORD	PCT. RANK	GAMES	SCHEDULE	OF SCHEDULE	RPI	RPI	RPI	RPI
DIV. I ONLY	11- 9	140	6-4	320	292	235	235	26	26	
DIV. I NON-CONF.	5- 4	140	0	269	208	185	185	28	28	
TOTALS	RPI 1-25	RPI 26-50	W-L RECORDS	RPI 51-100	RPI 101-150	RPI 150+				
11- 9	0- 0	0- 1	OVERALL	0- 2	0- 1	11- 5				
7- 3	0- 0	0- 0	HOME	0- 0	0- 0	7- 3				
4- 6	0- 0	0- 1	AWAY	0- 2	0- 1	4- 2				
0- 0	0- 0	0- 0	NEUTRAL	0- 0	0- 0	0- 0				
5- 4	0- 0	0- 1	NON-CONFERENCE	0- 2	0- 0	5- 1				
3- 1	0- 0	0- 0	HOME	0- 0	0- 0	3- 1				
2- 3	0- 0	0- 1	AWAY	0- 2	0- 0	2- 0				
0- 0	0- 0	0- 0	NEUTRAL	0- 0	0- 0	0- 0				
6- 5	0- 0	0- 0	CONFERENCE	0- 0	0- 1	6- 4				
4- 2	0- 0	0- 0	HOME	0- 0	0- 0	4- 2				
2- 3	0- 0	0- 0	AWAY	0- 0	0- 1	2- 2				
0- 0	0- 0	0- 0	NEUTRAL	0- 0	0- 0	0- 0				

RPI 1-25				RPI 26-50				RPI 51-100				RPI 101+				Team's RPI: 235	
RPI	S	Opponent	Score	RPI	S	Opponent	Score	RPI	S	Opponent	Score	RPI	S	Opponent	Score		
				34	A	Virginia Tech	65 87	66	A	Charlotte	49 74	133	A	Campbell	44 48		
								75	A	Georgia	56 84	155	A	Hampton	58 63		
												194	H	Furman	67 72		
												210	H	High Point	70 57		
												211	H	Delaware	67 65		
												230	H	Radford	73 84		
												239	A	UNC Asheville	65 59		
												257	H	Winthrop	71 59		
												264	A	Longwood	70 80		
												269	H	Wofford	67 53		
												276	A	Appalachian St.	67 56		
												303	H	Presbyterian	53 56		
												331	A	Mercer	65 62		
												337	H	Western Caro.	88 62		
												338	H	USC Upstate	63 53		
												339	A	Charleston So.	79 52		
												339	H	Charleston So.	67 45		
LAST 10 Division I																	
				339	H	Charleston So.	67 45	303	H	Presbyterian	53 56						
				210	H	High Point	70 57	133	A	Campbell	44 48						
				230	H	Radford	73 84	257	H	Winthrop	71 59						
				239	A	UNC Asheville	65 59	155	A	Hampton	58 63						
				338	H	USC Upstate	63 53	339	A	Charleston So.	79 52						

Non-Div I Games:

Gardner-Webb

## George Mason

Through Games Of Feb. 3, 2020

Average RPI Win: <b>230</b>	WON-LOST	WINNING	LAST 10	STRENGTH OF	OPP. STRENGTH	TEAM	ADJ.	CONF.	ADJ CONF.
Average RPI Loss: <b>145</b>	RECORD	PCT. RANK	GAMES	SCHEDULE	OF SCHEDULE	RPI	RPI	RPI	RPI
DIV. I ONLY	7- 15	271	2-8	138	199	236	236	12	12
DIV. I NON-CONF.	6- 7	182	1-0	150	296	184	184	12	12
TOTALS	RPI 1-25	RPI 26-50	W-L RECORDS	RPI 51-100	RPI 101-150	RPI 150+			
7- 15	0- 0	0- 1	OVERALL	0- 5	1- 3	6- 6			
3- 7	0- 0	0- 1	HOME	0- 2	1- 2	2- 2			
4- 7	0- 0	0- 0	AWAY	0- 2	0- 1	4- 4			
0- 1	0- 0	0- 0	NEUTRAL	0- 1	0- 0	0- 0			
6- 7	0- 0	0- 1	NON-CONFERENCE	0- 2	0- 1	6- 3			
2- 4	0- 0	0- 1	HOME	0- 1	0- 0	2- 2			
4- 2	0- 0	0- 0	AWAY	0- 0	0- 1	4- 1			
0- 1	0- 0	0- 0	NEUTRAL	0- 1	0- 0	0- 0			
1- 8	0- 0	0- 0	CONFERENCE	0- 3	1- 2	0- 3			
1- 3	0- 0	0- 0	HOME	0- 1	1- 2	0- 0			
0- 5	0- 0	0- 0	AWAY	0- 2	0- 0	0- 3			
0- 0	0- 0	0- 0	NEUTRAL	0- 0	0- 0	0- 0			

RPI 1-25				RPI 26-50				RPI 51-100				RPI 101+				Team's RPI: 236
RPI	S	Opponent	Score	RPI	S	Opponent	Score	RPI	S	Opponent	Score	RPI	S	Opponent	Score	
				34	H	Virginia Tech	58 77	53	N	Bradley	59 61	106	H	VCU	63 82	
								74	H	Bucknell	51 64	115	H	Fordham	54 66	
								78	A	Dayton	55 59	126	A	Coastal Caro.	59 74	
								95	H	Davidson	69 76	145	H	George Washington	70 60	
								98	A	Duquesne	63 84	178	A	Rhode Island	42 47	
												189	H	American	73 55	
												190	A	Penn St.	78 68	
												202	A	La Salle	65 77	
												211	A	Delaware	44 63	
												220	A	SMU	59 58	
												247	A	Col. of Charleston	72 61	
												248	H	UMKC	58 64	
												273	H	Howard	75 86	
												291	A	St. Bonaventure	47 62	
												292	A	Navy	67 58	
												329	H	Detroit Mercy	75 62	
LAST 10 Division I																
				178	A	Rhode Island	42 47	95	H	Davidson	69 76					
				202	A	La Salle	65 77	291	A	St. Bonaventure	47 62					
				106	H	VCU	63 82	78	A	Dayton	55 59					
				98	A	Duquesne	63 84	145	H	George Washington	70 60					
				115	H	Fordham	54 66	220	A	SMU	59 58					

Non-Div I Games:

George Mason

■ Loss, 
 ■ Non-Conf, 
 ■ S Site, 
 ■ H Home 
 ■ A Away 
 N Neutral



Average RPI Win: <b>184</b>	WON-LOST	WINNING	LAST 10	STRENGTH OF	OPP. STRENGTH	TEAM	ADJ.	CONF.	ADJ CONF.
Average RPI Loss: <b>101</b>	RECORD	PCT. RANK	GAMES	SCHEDULE	OF SCHEDULE	RPI	RPI	RPI	RPI
DIV. I ONLY	<b>9- 12</b>	<b>222</b>	<b>3-7</b>	<b>74</b>	<b>110</b>	<b>145</b>	<b>145</b>	<b>12</b>	<b>12</b>
DIV. I NON-CONF.	<b>6- 7</b>	<b>182</b>	<b>0-2</b>	<b>94</b>	<b>78</b>	<b>127</b>	<b>127</b>	<b>12</b>	<b>12</b>
TOTALS	RPI 1-25	RPI 26-50	W-L RECORDS	RPI 51-100	RPI 101-150	RPI 150+			
9- 12	0- 2	0- 1	OVERALL	2- 4	1- 3	6- 2			
4- 6	0- 1	0- 1	HOME	1- 3	1- 1	2- 0			
5- 6	0- 1	0- 0	AWAY	1- 1	0- 2	4- 2			
0- 0	0- 0	0- 0	NEUTRAL	0- 0	0- 0	0- 0			
6- 7	0- 2	0- 1	NON-CONFERENCE	1- 1	0- 2	5- 1			
2- 4	0- 1	0- 1	HOME	0- 1	0- 1	2- 0			
4- 3	0- 1	0- 0	AWAY	1- 0	0- 1	3- 1			
0- 0	0- 0	0- 0	NEUTRAL	0- 0	0- 0	0- 0			
3- 5	0- 0	0- 0	CONFERENCE	1- 3	1- 1	1- 1			
2- 2	0- 0	0- 0	HOME	1- 2	1- 0	0- 0			
1- 3	0- 0	0- 0	AWAY	0- 1	0- 1	1- 1			
0- 0	0- 0	0- 0	NEUTRAL	0- 0	0- 0	0- 0			

RPI 1-25				RPI 26-50				RPI 51-100				RPI 101+ Team's RPI: 145			
RPI	S	Opponent	Score	RPI	S	Opponent	Score	RPI	S	Opponent	Score	RPI	S	Opponent	Score
8	A	Maryland	54 <b>88</b>	44	H	James Madison	50 <b>69</b>	55	H	Minnesota	50 <b>83</b>	115	A	Fordham	47 <b>53</b>
19	H	Princeton	50 <b>75</b>					78	H	Dayton	50 <b>66</b>	127	H	Massachusetts	50 47
								88	A	Villanova	68 56	136	A	Lehigh	53 <b>59</b>
								90	H	Saint Louis	45 <b>59</b>	144	H	William & Mary	51 <b>63</b>
								95	A	Davidson	55 <b>62</b>	165	A	Quinnipiac	78 67
								98	H	Duquesne	65 60	179	A	Memphis	64 63
												189	A	American	53 <b>66</b>
												208	A	Saint Joseph's	56 50
												211	A	Delaware	63 49
												236	A	George Mason	60 <b>70</b>
												241	H	Georgetown	52 49
												343	H	Coppin St.	54 35
LAST 10 Division I															
90	H	Saint Louis	45 <b>59</b>	115	A	Fordham	47 <b>53</b>								
208	A	Saint Joseph's	56 50	98	H	Duquesne	65 60								
127	H	Massachusetts	50 47	236	A	George Mason	60 <b>70</b>								
78	H	Dayton	50 <b>66</b>	144	H	William & Mary	51 <b>63</b>								
95	A	Davidson	55 <b>62</b>	189	A	American	53 <b>66</b>								

Non-Div I Games:

George Washington

■ Loss, 
 ■ Non-Conf, S Site, 
 ■ Home 
 ■ Away 
 N Neutral

Average RPI Win:	247	WON-LOST	WINNING	LAST 10	STRENGTH OF	OPP. STRENGTH	TEAM	ADJ.	CONF.	ADJ CONF.
Average RPI Loss:	90	RECORD	PCT. RANK	GAMES	SCHEDULE	OF SCHEDULE	RPI	RPI	RPI	RPI
DIV. I ONLY	4- 18	318	1-9	80	83	241	241	6	6	
DIV. I NON-CONF.	3- 8	268	0	143	195	217	217	6	6	
TOTALS	RPI 1-25	RPI 26-50	W-L RECORDS	RPI 51-100	RPI 101-150	RPI 150+				
4- 18	0- 1	0- 5	OVERALL	0- 7	1- 3	3- 2				
1- 8	0- 0	0- 3	HOME	0- 3	1- 1	0- 1				
3- 9	0- 1	0- 2	AWAY	0- 3	0- 2	3- 1				
0- 1	0- 0	0- 0	NEUTRAL	0- 1	0- 0	0- 0				
3- 8	0- 0	0- 1	NON-CONFERENCE	0- 3	0- 3	3- 1				
0- 3	0- 0	0- 1	HOME	0- 1	0- 1	0- 0				
3- 4	0- 0	0- 0	AWAY	0- 1	0- 2	3- 1				
0- 1	0- 0	0- 0	NEUTRAL	0- 1	0- 0	0- 0				
1- 10	0- 1	0- 4	CONFERENCE	0- 4	1- 0	0- 1				
1- 5	0- 0	0- 2	HOME	0- 2	1- 0	0- 1				
0- 5	0- 1	0- 2	AWAY	0- 2	0- 0	0- 0				
0- 0	0- 0	0- 0	NEUTRAL	0- 0	0- 0	0- 0				

RPI 1-25				RPI 26-50				RPI 51-100				RPI 101+ Team's RPI: 241			
RPI	S	Opponent	Score	RPI	S	Opponent	Score	RPI	S	Opponent	Score	RPI	S	Opponent	Score
20	A	DePaul	66 92	30	H	Creighton	56 65	70	N	Fresno St.	69 82	115	A	Fordham	54 67
				35	A	Marquette	51 73	77	A	Seton Hall	60 79	130	H	Richmond	49 51
				44	H	James Madison	59 66	77	H	Seton Hall	47 61	131	H	Providence	62 53
				50	A	St. John's (NY)	54 71	85	H	Rider	64 65	145	A	George Washington	49 52
				50	H	St. John's (NY)	68 74	88	A	Villanova	53 74	175	A	Columbia	49 54
								94	H	Butler	46 47	240	H	Xavier	64 85
								95	A	Davidson	52 66	262	A	LMU (CA)	64 53
												268	A	Pittsburgh	66 56
												325	A	UMES	57 39
LAST 10 Division I															
50	H	St. John's (NY)	68 74	94	H	Butler	46 47								
77	H	Seton Hall	47 61	240	H	Xavier	64 85								
20	A	DePaul	66 92	77	A	Seton Hall	60 79								
35	A	Marquette	51 73	50	A	St. John's (NY)	54 71								
88	A	Villanova	53 74	131	H	Providence	62 53								

Non-Div I Games:

Georgetown

Average RPI Win:	<b>191</b>	WON-LOST	WINNING	LAST 10	STRENGTH OF	OPP. STRENGTH	TEAM	ADJ.	CONF.	ADJ CONF.
Average RPI Loss:	<b>38</b>	RECORD	PCT. RANK	GAMES	SCHEDULE	OF SCHEDULE	RPI	RPI	RPI	RPI
DIV. I ONLY	<b>12- 10</b>	<b>152</b>	<b>4-6</b>	<b>12</b>	<b>88</b>	<b>75</b>	<b>75</b>	<b>4</b>	<b>4</b>	
DIV. I NON-CONF.	<b>9- 4</b>	<b>84</b>	<b>1-0</b>	<b>64</b>	<b>213</b>	<b>93</b>	<b>93</b>	<b>5</b>	<b>5</b>	
TOTALS	RPI 1-25	RPI 26-50	W-L RECORDS	RPI 51-100	RPI 101-150	RPI 150+				
12- 10	0- 6	2- 1	OVERALL	1- 3	2- 0	7- 0				
8- 6	0- 3	0- 0	HOME	0- 3	2- 0	6- 0				
2- 4	0- 3	1- 1	AWAY	0- 0	0- 0	1- 0				
2- 0	0- 0	1- 0	NEUTRAL	1- 0	0- 0	0- 0				
9- 4	0- 2	1- 0	NON-CONFERENCE	1- 2	1- 0	6- 0				
7- 3	0- 1	0- 0	HOME	0- 2	1- 0	6- 0				
0- 1	0- 1	0- 0	AWAY	0- 0	0- 0	0- 0				
2- 0	0- 0	1- 0	NEUTRAL	1- 0	0- 0	0- 0				
3- 6	0- 4	1- 1	CONFERENCE	0- 1	1- 0	1- 0				
1- 3	0- 2	0- 0	HOME	0- 1	1- 0	0- 0				
2- 3	0- 2	1- 1	AWAY	0- 0	0- 0	1- 0				
0- 0	0- 0	0- 0	NEUTRAL	0- 0	0- 0	0- 0				

RPI	S	Opponent	Score	RPI	S	Opponent	Score	RPI	S	Opponent	Score	RPI	S	Opponent	Score
2	H	South Carolina	53 <b>88</b>	34	N	Virginia Tech	77 72	87	H	Georgia Tech	40 <b>73</b>	121	H	Auburn	61 50
6	H	UCLA	50 <b>59</b>	41	A	Arkansas	64 55	88	H	Villanova	58 <b>63</b>	134	H	N.C. A&T	72 54
7	A	Baylor	38 <b>72</b>	43	A	Tennessee	56 <b>73</b>	94	N	Butler	69 36	194	H	Furman	77 48
14	A	Mississippi St.	53 <b>67</b>					99	H	Vanderbilt	55 <b>63</b>	225	H	Kennesaw St.	80 65
14	H	Mississippi St.	66 <b>73</b>									235	H	Gardner-Webb	84 56
18	A	Texas A&M	63 <b>64</b>									272	A	Ole Miss	58 51
												274	H	East Carolina	67 50
												331	H	Mercer	76 60
												338	H	USC Upstate	67 53
LAST 10 Division I															
14	A	Mississippi St.	53 <b>67</b>	43	A	Tennessee	56 <b>73</b>								
18	A	Texas A&M	63 <b>64</b>	99	H	Vanderbilt	55 <b>63</b>								
2	H	South Carolina	53 <b>88</b>	14	H	Mississippi St.	66 <b>73</b>								
41	A	Arkansas	64 55	272	A	Ole Miss	58 51								
121	H	Auburn	61 50	274	H	East Carolina	67 50								

Non-Div I Games:

Georgia

Average RPI Win:	336	WON-LOST	WINNING	LAST 10	STRENGTH OF	OPP. STRENGTH	TEAM	ADJ.	CONF.	ADJ CONF.
Average RPI Loss:	184	RECORD	PCT. RANK	GAMES	SCHEDULE	OF SCHEDULE	RPI	RPI	RPI	RPI
DIV. I ONLY	4- 16	314	2-8	253	324	327	327	21	21	
DIV. I NON-CONF.	3- 8	268	1-0	250	330	317	317	20	20	
TOTALS	RPI 1-25	RPI 26-50	W-L RECORDS	RPI 51-100	RPI 101-150	RPI 150+				
4- 16	0- 1	0- 0	OVERALL	0- 2	0- 1	4- 12				
3- 7	0- 1	0- 0	HOME	0- 1	0- 0	3- 5				
0- 9	0- 0	0- 0	AWAY	0- 1	0- 1	0- 7				
1- 0	0- 0	0- 0	NEUTRAL	0- 0	0- 0	1- 0				
3- 8	0- 1	0- 0	NON-CONFERENCE	0- 1	0- 0	3- 6				
2- 4	0- 1	0- 0	HOME	0- 0	0- 0	2- 3				
0- 4	0- 0	0- 0	AWAY	0- 1	0- 0	0- 3				
1- 0	0- 0	0- 0	NEUTRAL	0- 0	0- 0	1- 0				
1- 8	0- 0	0- 0	CONFERENCE	0- 1	0- 1	1- 6				
1- 3	0- 0	0- 0	HOME	0- 1	0- 0	1- 2				
0- 5	0- 0	0- 0	AWAY	0- 0	0- 1	0- 4				
0- 0	0- 0	0- 0	NEUTRAL	0- 0	0- 0	0- 0				

RPI 1-25				RPI 26-50				RPI 51-100				RPI 101+ Team's RPI: 327			
RPI	S	Opponent	Score	RPI	S	Opponent	Score	RPI	S	Opponent	Score	RPI	S	Opponent	Score
8	H	Maryland	41 114					64	H	Troy	57 71	126	A	Coastal Caro.	45 87
								87	A	Georgia Tech	28 69	151	A	UNC Greensboro	49 64
												152	H	Louisiana	65 75
												169	H	Toledo	48 74
												177	A	Little Rock	46 66
												194	A	Furman	55 62
												203	A	Arkansas St.	68 70
												233	A	UTEP	68 71
												250	H	South Alabama	64 81
												276	A	Appalachian St.	37 65
												281	H	Alabama A&M	52 67
												282	H	FIU	63 70
												295	A	Ga. Southern	56 81
												321	N	New Mexico St.	59 51
												328	H	SIUE	74 73
												346	H	La.-Monroe	68 52
												350	H	South Carolina St.	77 52
LAST 10 Division I															
126	A	Coastal Caro.	45 87	177	A	Little Rock	46 66								
276	A	Appalachian St.	37 65	203	A	Arkansas St.	68 70								
295	A	Ga. Southern	56 81	346	H	La.-Monroe	68 52								
64	H	Troy	57 71	152	H	Louisiana	65 75								
250	H	South Alabama	64 81	328	H	SIUE	74 73								

Non-Div I Games:

Georgia St.

Average RPI Win:	149	WON-LOST	WINNING	LAST 10	STRENGTH OF	OPP. STRENGTH	TEAM	ADJ.	CONF.	ADJ CONF.
Average RPI Loss:	60	RECORD	PCT. RANK	GAMES	SCHEDULE	OF SCHEDULE	RPI	RPI	RPI	RPI
DIV. I ONLY	14- 8	96	4-6	127	12	87	87	5	5	
DIV. I NON-CONF.	9- 2	38	0	158	87	56	56	3	3	
TOTALS	RPI 1-25	RPI 26-50	W-L RECORDS	RPI 51-100	RPI 101-150	RPI 150+				
14- 8	1- 1	1- 2	OVERALL	4- 4	3- 1	5- 0				
8- 3	0- 0	1- 0	HOME	1- 2	2- 1	4- 0				
4- 3	1- 0	0- 1	AWAY	1- 2	1- 0	1- 0				
2- 2	0- 1	0- 1	NEUTRAL	2- 0	0- 0	0- 0				
9- 2	0- 1	0- 1	NON-CONFERENCE	3- 0	2- 0	4- 0				
5- 0	0- 0	0- 0	HOME	0- 0	2- 0	3- 0				
2- 0	0- 0	0- 0	AWAY	1- 0	0- 0	1- 0				
2- 2	0- 1	0- 1	NEUTRAL	2- 0	0- 0	0- 0				
5- 6	1- 0	1- 1	CONFERENCE	1- 4	1- 1	1- 0				
3- 3	0- 0	1- 0	HOME	1- 2	0- 1	1- 0				
2- 3	1- 0	0- 1	AWAY	0- 2	1- 0	0- 0				
0- 0	0- 0	0- 0	NEUTRAL	0- 0	0- 0	0- 0				

RPI 1-25				RPI 26-50				RPI 51-100				Team's RPI: 87	RPI 101+			
RPI	S	Opponent	Score	RPI	S	Opponent	Score	RPI	S	Opponent	Score		RPI	S	Opponent	Score
18	N	Texas A&M	48 60	42	A	Duke	46 58	58	H	North Carolina	60 67		105	H	Notre Dame	51 59
23	A	Florida St.	67 52	45	H	Virginia	61 51	59	A	Miami (FL)	49 54		112	H	Wisconsin	60 41
				46	N	Rutgers	43 46	59	H	Miami (FL)	61 54		119	A	Syracuse	82 64
								61	H	Boston College	48 55		149	H	Houston	69 38
								75	A	Georgia	73 40		176	H	Clemson	49 47
								77	N	Seton Hall	79 54		225	A	Kennesaw St.	63 47
								92	A	Wake Forest	60 65		260	H	ETSU	87 48
								96	N	Rice	54 52		327	H	Georgia St.	69 28
													348	H	Grambling	89 42
LAST 10 Division I																
				105	H	Notre Dame	51 59						119	A	Syracuse	82 64
				59	A	Miami (FL)	49 54						176	H	Clemson	49 47
				42	A	Duke	46 58						23	A	Florida St.	67 52
				58	H	North Carolina	60 67						92	A	Wake Forest	60 65
				61	H	Boston College	48 55						59	H	Miami (FL)	61 54

Non-Div I Games:

Georgia Tech

■ Loss, 
■ Non-Conf, 
■ S Site, 
■ H Home 
■ A Away 
N Neutral

Average RPI Win:	133	WON-LOST	WINNING	LAST 10	STRENGTH OF	OPP. STRENGTH	TEAM	ADJ.	CONF.	ADJ CONF.
Average RPI Loss:	4	RECORD	PCT. RANK	GAMES	SCHEDULE	OF SCHEDULE	RPI	RPI	RPI	RPI
DIV. I ONLY	22- 1	1	10-0	44	71	5	5	11	11	
DIV. I NON-CONF.	11- 1	13	0	16	21	2	2	11	11	
TOTALS	RPI 1-25	RPI 26-50	W-L RECORDS	RPI 51-100	RPI 101-150	RPI 150+				
22- 1	1- 1	1- 0	OVERALL	7- 0	4- 0	9- 0				
12- 0	1- 0	0- 0	HOME	2- 0	3- 0	6- 0				
7- 1	0- 1	0- 0	AWAY	3- 0	1- 0	3- 0				
3- 0	0- 0	1- 0	NEUTRAL	2- 0	0- 0	0- 0				
11- 1	1- 1	1- 0	NON-CONFERENCE	5- 0	1- 0	3- 0				
5- 0	1- 0	0- 0	HOME	1- 0	1- 0	2- 0				
3- 1	0- 1	0- 0	AWAY	2- 0	0- 0	1- 0				
3- 0	0- 0	1- 0	NEUTRAL	2- 0	0- 0	0- 0				
11- 0	0- 0	0- 0	CONFERENCE	2- 0	3- 0	6- 0				
7- 0	0- 0	0- 0	HOME	1- 0	2- 0	4- 0				
4- 0	0- 0	0- 0	AWAY	1- 0	1- 0	2- 0				
0- 0	0- 0	0- 0	NEUTRAL	0- 0	0- 0	0- 0				

RPI	S	Opponent	Score	RPI	S	Opponent	Score	RPI	S	Opponent	Score	RPI	S	Opponent	Score
4	A	Stanford	70 76	33	N	Purdue	63 50	60	N	Middle Tenn.	62 50	103	H	Texas Southern	80 45
9	H	Missouri St.	64 52					65	A	BYU	55 43	108	H	Pacific	68 67
								65	H	BYU	59 44	124	A	San Diego	57 42
								69	H	UT Martin	78 55	124	H	San Diego	57 46
								78	N	Dayton	76 65	154	H	Portland	62 57
								83	A	Washington St.	76 53	172	H	Saint Mary's (CA)	74 49
								93	A	Montana St.	70 55	181	A	Santa Clara	67 52
												188	A	Wyoming	65 54
												199	H	CSU Bakersfield	92 48
												218	H	Pepperdine	70 36
												223	A	San Francisco	69 46
												262	H	LMU (CA)	78 52
												309	H	Eastern Wash.	84 44
LAST 10 Division I															
65	H	BYU	59 44	181	A	Santa Clara	67 52								
124	H	San Diego	57 46	108	H	Pacific	68 67								
262	H	LMU (CA)	78 52	172	H	Saint Mary's (CA)	74 49								
218	H	Pepperdine	70 36	124	A	San Diego	57 42								
223	A	San Francisco	69 46	65	A	BYU	55 43								

Non-Div I Games:

Gonzaga

■ Loss, 
 ■ Non-Conf, S Site, 
 ■ Home 
 ■ Away 
 N Neutral

Average RPI Win:	281	WON-LOST	WINNING	LAST 10	STRENGTH OF	OPP. STRENGTH	TEAM	ADJ.	CONF.	ADJ CONF.
Average RPI Loss:	205	RECORD	PCT. RANK	GAMES	SCHEDULE	OF SCHEDULE	RPI	RPI	RPI	RPI
DIV. I ONLY	1- 18	347	1-9	289	307	348	348	31	31	
DIV. I NON-CONF.	0- 10	338	0-1	104	177	316	316	31	31	
TOTALS	RPI 1-25	RPI 26-50	W-L RECORDS	RPI 51-100	RPI 101-150	RPI 150+				
1- 18	0- 2	0- 0	OVERALL	0- 1	0- 3	1- 12				
1- 5	0- 0	0- 0	HOME	0- 0	0- 3	1- 2				
0- 12	0- 2	0- 0	AWAY	0- 1	0- 0	0- 9				
0- 1	0- 0	0- 0	NEUTRAL	0- 0	0- 0	0- 1				
0- 10	0- 2	0- 0	NON-CONFERENCE	0- 1	0- 2	0- 5				
0- 2	0- 0	0- 0	HOME	0- 0	0- 2	0- 0				
0- 7	0- 2	0- 0	AWAY	0- 1	0- 0	0- 4				
0- 1	0- 0	0- 0	NEUTRAL	0- 0	0- 0	0- 1				
1- 8	0- 0	0- 0	CONFERENCE	0- 0	0- 1	1- 7				
1- 3	0- 0	0- 0	HOME	0- 0	0- 1	1- 2				
0- 5	0- 0	0- 0	AWAY	0- 0	0- 0	0- 5				
0- 0	0- 0	0- 0	NEUTRAL	0- 0	0- 0	0- 0				

RPI	S	Opponent	Score	RPI	S	Opponent	Score	RPI	S	Opponent	Score	RPI	S	Opponent	Score	Team's RPI: 348
7	A	Baylor	46 120					87	A	Georgia Tech	42 89	103	H	Texas Southern	85 89	
24	A	Kentucky	35 81									109	H	UT Arlington	54 88	
												118	H	Florida	65 72	
												160	A	Jackson St.	46 61	
												170	A	Wichita St.	65 77	
												183	N	Binghamton	67 88	
												237	A	Louisiana Tech	66 70	
												245	A	Southern U.	57 81	
												281	H	Alabama A&M	69 59	
												282	A	FIU	55 56	
												296	H	Prairie View	54 67	
												318	A	Ark.-Pine Bluff	79 84	
												319	A	Alcorn	54 80	
												332	H	Alabama St.	59 73	
												342	A	Northwestern St.	61 65	
												351	A	Mississippi Val.	57 68	
LAST 10 Division I																
351	A	Mississippi Val.	57 68	319	A	Alcorn	54 80									
318	A	Ark.-Pine Bluff	79 84	245	A	Southern U.	57 81									
160	A	Jackson St.	46 61	332	H	Alabama St.	59 73									
103	H	Texas Southern	85 89	281	H	Alabama A&M	69 59									
296	H	Prairie View	54 67	170	A	Wichita St.	65 77									

Non-Div I Games: Centenary (LA) 106 42

Grambling

■ Loss, 
 ■ Non-Conf, 
 ■ S Site, 
 ■ H Home 
 ■ A Away 
 N Neutral

Average RPI Win: 286		WON-LOST	WINNING	LAST 10	STRENGTH OF	OPP. STRENGTH	TEAM	ADJ.	CONF.	ADJ CONF.
Average RPI Loss: 192		RECORD	PCT. RANK	GAMES	SCHEDULE	OF SCHEDULE	RPI	RPI	RPI	RPI
DIV. I ONLY		9- 8	162	7-3	280	341	251	251	32	32
DIV. I NON-CONF.		3- 6	235	1-1	160	298	271	271	32	32
TOTALS		RPI 1-25	RPI 26-50	W-L RECORDS	RPI 51-100	RPI 101-150	RPI 150+			
9- 8	0- 0		0- 0	OVERALL	0- 0	0- 1	9- 7			
6- 4	0- 0		0- 0	HOME	0- 0	0- 0	6- 4			
3- 4	0- 0		0- 0	AWAY	0- 0	0- 1	3- 3			
0- 0	0- 0		0- 0	NEUTRAL	0- 0	0- 0	0- 0			
3- 6	0- 0		0- 0	NON-CONFERENCE	0- 0	0- 1	3- 5			
3- 2	0- 0		0- 0	HOME	0- 0	0- 0	3- 2			
0- 4	0- 0		0- 0	AWAY	0- 0	0- 1	0- 3			
0- 0	0- 0		0- 0	NEUTRAL	0- 0	0- 0	0- 0			
6- 2	0- 0		0- 0	CONFERENCE	0- 0	0- 0	6- 2			
3- 2	0- 0		0- 0	HOME	0- 0	0- 0	3- 2			
3- 0	0- 0		0- 0	AWAY	0- 0	0- 0	3- 0			
0- 0	0- 0		0- 0	NEUTRAL	0- 0	0- 0	0- 0			

RPI 1-25				RPI 26-50				RPI 51-100				RPI 101+ Team's RPI: 251			
RPI	S	Opponent	Score	RPI	S	Opponent	Score	RPI	S	Opponent	Score	RPI	S	Opponent	Score
												128	A	California	53 72
												154	A	Portland	41 73
												184	A	Montana	67 72
												186	A	Portland St.	46 69
												187	H	UNLV	53 51
												199	H	CSU Bakersfield	54 59
												200	H	North Dakota	76 78
												216	H	Southern Utah	69 65
												234	H	Cal St. Fullerton	70 80
												248	H	UMKC	53 74
												265	H	UC Santa Barbara	58 57
												300	A	California Baptist	62 58
												301	H	UTRGV	62 60
												313	A	Seattle U	56 48
												321	H	New Mexico St.	60 49
												326	A	Utah Valley	66 59
												349	H	Chicago St.	69 49
EAST 10 Division I															
				321	H	New Mexico St.	60 49	349	H	Chicago St.	69 49				
				301	H	UTRGV	62 60	300	A	California Baptist	62 58				
				326	A	Utah Valley	66 59	199	H	CSU Bakersfield	54 59				
				313	A	Seattle U	56 48	128	A	California	53 72				
				248	H	UMKC	53 74	265	H	UC Santa Barbara	58 57				

Non-Div I Games:	Benedictine Mesa	72	53	Whittier	77	41
------------------	------------------	----	----	----------	----	----

## Grand Canyon

Loss, Non-Conf, S Site, H Home A Away N Neutral



Average RPI Win:	217	WON-LOST	WINNING	LAST 10	STRENGTH OF	OPP. STRENGTH	TEAM	ADJ.	CONF.	ADJ CONF.
Average RPI Loss:	114	RECORD	PCT. RANK	GAMES	SCHEDULE	OF SCHEDULE	RPI	RPI	RPI	RPI
DIV. I ONLY	12- 11	178	6-4	102	176	135	135	22	22	
DIV. I NON-CONF.	5- 7	205	0	42	34	111	111	19	19	
TOTALS	RPI 1-25	RPI 26-50	W-L RECORDS	RPI 51-100	RPI 101-150	RPI 150+				
12- 11	1- 2	0- 2	OVERALL	0- 3	2- 0	9- 4				
4- 6	0- 1	0- 2	HOME	0- 2	1- 0	3- 1				
6- 4	1- 0	0- 0	AWAY	0- 1	0- 0	5- 3				
2- 1	0- 1	0- 0	NEUTRAL	0- 0	1- 0	1- 0				
5- 7	1- 2	0- 2	NON-CONFERENCE	0- 2	2- 0	2- 1				
1- 4	0- 1	0- 2	HOME	0- 1	1- 0	0- 0				
2- 2	1- 0	0- 0	AWAY	0- 1	0- 0	1- 1				
2- 1	0- 1	0- 0	NEUTRAL	0- 0	1- 0	1- 0				
7- 4	0- 0	0- 0	CONFERENCE	0- 1	0- 0	7- 3				
3- 2	0- 0	0- 0	HOME	0- 1	0- 0	3- 1				
4- 2	0- 0	0- 0	AWAY	0- 0	0- 0	4- 2				
0- 0	0- 0	0- 0	NEUTRAL	0- 0	0- 0	0- 0				

RPI S	Opponent	Score	RPI S	Opponent	Score	RPI S	Opponent	Score	RPI S	Opponent	Score	Team's RPI: 135
14 N	Mississippi St.	58 83	35 H	Marquette	47 60	52 H	IUPUI	42 54	119 N	Syracuse	79 73	
17 A	Central Mich.	111 105	47 H	South Dakota	60 66	67 H	South Dakota St.	55 60	148 H	Missouri	72 64	
20 H	DePaul	65 76				81 A	Marist	60 72	195 A	Cleveland St.	74 54	
									198 A	Wright St.	68 59	
									198 H	Wright St.	58 70	
									209 A	Northern Ky.	43 63	
									209 H	Northern Ky.	65 44	
									227 A	Youngstown St.	70 63	
									231 N	Bowling Green	73 54	
									242 H	Milwaukee	61 48	
									246 A	Maine	60 61	
									280 A	Oakland	88 93	
									329 A	Detroit Mercy	65 48	
									335 H	UIC	73 36	
									349 A	Chicago St.	102 46	
LAST 10 Division I												
209 A	Northern Ky.	43 63	52 H	IUPUI	42 54							
198 A	Wright St.	68 59	329 A	Detroit Mercy	65 48							
195 A	Cleveland St.	74 54	280 A	Oakland	88 93							
227 A	Youngstown St.	70 63	242 H	Milwaukee	61 48							
335 H	UIC	73 36	198 H	Wright St.	58 70							

Non-Div I Games:

Green Bay

■ Loss, 
■ Non-Conf, S Site, 
■ Home 
■ Away 
N Neutral

Average RPI Win: <b>235</b>	WON-LOST	WINNING	LAST 10	STRENGTH OF	OPP. STRENGTH	TEAM	ADJ.	CONF.	ADJ CONF.
Average RPI Loss: <b>160</b>	RECORD	PCT. RANK	GAMES	SCHEDULE	OF SCHEDULE	RPI	RPI	RPI	RPI
DIV. I ONLY	12- 8	110	8-2	180	289	155	155	26	26
DIV. I NON-CONF.	4- 5	195	0	111	123	145	145	28	28
TOTALS	RPI 1-25	RPI 26-50	W-L RECORDS	RPI 51-100	RPI 101-150	RPI 150+			
12- 8	0- 0	0- 1	OVERALL	1- 0	1- 2	10- 5			
5- 5	0- 0	0- 0	HOME	0- 0	0- 2	5- 3			
5- 3	0- 0	0- 1	AWAY	1- 0	0- 0	4- 2			
2- 0	0- 0	0- 0	NEUTRAL	0- 0	1- 0	1- 0			
4- 5	0- 0	0- 1	NON-CONFERENCE	1- 0	1- 1	2- 3			
0- 3	0- 0	0- 0	HOME	0- 0	0- 1	0- 2			
2- 2	0- 0	0- 1	AWAY	1- 0	0- 0	1- 1			
2- 0	0- 0	0- 0	NEUTRAL	0- 0	1- 0	1- 0			
8- 3	0- 0	0- 0	CONFERENCE	0- 0	0- 1	8- 2			
5- 2	0- 0	0- 0	HOME	0- 0	0- 1	5- 1			
3- 1	0- 0	0- 0	AWAY	0- 0	0- 0	3- 1			
0- 0	0- 0	0- 0	NEUTRAL	0- 0	0- 0	0- 0			

RPI S	Opponent	Score	RPI S	Opponent	Score	RPI S	Opponent	Score	RPI S	Opponent	Score	Team's RPI: 155
29	A Old Dominion	38 75	72	A Alabama	64 61	107	H Liberty	59 83				
						130	N Richmond	69 65				
						133	H Campbell	31 68				
						173	H Norfolk St.	56 77				
						180	H Fla. Atlantic	63 64				
						194	A Furman	65 70				
						210	H High Point	77 81				
						213	N Mt. St. Mary's	68 60				
						219	A Chattanooga	84 55				
						230	H Radford	51 48				
						235	H Gardner-Webb	63 58				
						239	A UNC Asheville	76 66				
						239	H UNC Asheville	68 59				
						257	A Winthrop	66 72				
						264	H Longwood	72 55				
						303	A Presbyterian	71 42				
						338	H USC Upstate	60 40				
						339	A Charleston So.	64 59				
LAST 10 Division I												
239	A UNC Asheville	76 66	133	H Campbell	31 68							
264	H Longwood	72 55	230	H Radford	51 48							
210	H High Point	77 81	303	A Presbyterian	71 42							
339	A Charleston So.	64 59	235	H Gardner-Webb	63 58							
338	H USC Upstate	60 40	239	H UNC Asheville	68 59							

Non-Div I Games:

Hampton

■ Loss, 
 ■ Non-Conf, 
 ■ S Site, 
 ■ H Home 
 ■ A Away 
 N Neutral

Average RPI Win:	0	WON-LOST	WINNING	LAST 10	STRENGTH OF	OPP. STRENGTH	TEAM	ADJ.	CONF.	ADJ CONF.
Average RPI Loss:	197	RECORD	PCT. RANK	GAMES	SCHEDULE	OF SCHEDULE	RPI	RPI	RPI	RPI
DIV. I ONLY	0- 22	349	0-10	242	284	345	345	27	27	
DIV. I NON-CONF.	0- 13	338	0-1	215	239	338	338	27	27	
TOTALS	RPI 1-25	RPI 26-50	W-L RECORDS	RPI 51-100	RPI 101-150	RPI 150+				
0- 22	0- 1	0- 0	OVERALL	0- 2	0- 6	0- 13				
0- 10	0- 0	0- 0	HOME	0- 0	0- 1	0- 9				
0- 12	0- 1	0- 0	AWAY	0- 2	0- 5	0- 4				
0- 0	0- 0	0- 0	NEUTRAL	0- 0	0- 0	0- 0				
0- 13	0- 1	0- 0	NON-CONFERENCE	0- 1	0- 6	0- 5				
0- 6	0- 0	0- 0	HOME	0- 0	0- 1	0- 5				
0- 7	0- 1	0- 0	AWAY	0- 1	0- 5	0- 0				
0- 0	0- 0	0- 0	NEUTRAL	0- 0	0- 0	0- 0				
0- 9	0- 0	0- 0	CONFERENCE	0- 1	0- 0	0- 8				
0- 4	0- 0	0- 0	HOME	0- 0	0- 0	0- 4				
0- 5	0- 0	0- 0	AWAY	0- 1	0- 0	0- 4				
0- 0	0- 0	0- 0	NEUTRAL	0- 0	0- 0	0- 0				

RPI 1-25			RPI 26-50			RPI 51-100			RPI 101+			Team's RPI: 345
RPI	S	Opponent	Score	RPI	S	Opponent	Score	RPI	S	Opponent	Score	
19	A	Princeton	42 73					84	A	Stony Brook	55 66	
								100	A	Michigan St.	34 79	
								102	A	Penn	46 74	
								125	A	Harvard	44 53	
								127	A	Massachusetts	48 74	
								129	A	Northeastern	47 60	
								131	H	Providence	57 75	
								144	A	William & Mary	44 61	
								165	H	Quinnipiac	50 87	
								178	H	Rhode Island	56 68	
								183	A	Binghamton	44 80	
								201	H	UMass Lowell	63 68	
								246	A	Maine	73 87	
								246	H	Maine	52 69	
								270	A	New Hampshire	71 72	
								290	H	Vermont	53 63	
								302	A	UMBC	54 61	
								311	H	Hofstra	41 43	
								312	H	Albany (NY)	63 68	
								330	H	NJIT	52 61	
								344	H	Central Conn. St.	54 61	
LAST 10 Division I												
246	H	Maine	52 69	84	A	Stony Brook	55 66					
183	A	Binghamton	44 80	201	H	UMass Lowell	63 68					
312	H	Albany (NY)	63 68	270	A	New Hampshire	71 72					
302	A	UMBC	54 61	246	A	Maine	73 87					
290	H	Vermont	53 63	165	H	Quinnipiac	50 87					

Non-Div I Games:

Hartford

■ Loss, 
 ■ Non-Conf, 
 ■ S Site, 
 ■ H Home 
 ■ A Away 
 N Neutral

# Harvard

Through Games Of Feb. 3, 2020

Average RPI Win: <b>197</b>	WON-LOST	WINNING	LAST 10	STRENGTH OF	OPP. STRENGTH	TEAM	ADJ.	CONF.	ADJ CONF.
Average RPI Loss: <b>128</b>	RECORD	PCT. RANK	GAMES	SCHEDULE	OF SCHEDULE	RPI	RPI	RPI	RPI
DIV. I ONLY	11- 6	92	6-4	223	106	125	125	8	8
DIV. I NON-CONF.	9- 4	84	4-2	287	116	125	125	8	8
TOTALS	RPI 1-25	RPI 26-50	W-L RECORDS	RPI 51-100	RPI 101-150	RPI 150+			
11- 6	0- 1	0- 1	OVERALL	0- 0	2- 1	9- 3			
6- 2	0- 1	0- 0	HOME	0- 0	2- 1	4- 0			
5- 3	0- 0	0- 1	AWAY	0- 0	0- 0	5- 2			
0- 1	0- 0	0- 0	NEUTRAL	0- 0	0- 0	0- 1			
9- 4	0- 0	0- 1	NON-CONFERENCE	0- 0	1- 1	8- 2			
4- 1	0- 0	0- 0	HOME	0- 0	1- 1	3- 0			
5- 2	0- 0	0- 1	AWAY	0- 0	0- 0	5- 1			
0- 1	0- 0	0- 0	NEUTRAL	0- 0	0- 0	0- 1			
2- 2	0- 1	0- 0	CONFERENCE	0- 0	1- 0	1- 1			
2- 1	0- 1	0- 0	HOME	0- 0	1- 0	1- 0			
0- 1	0- 0	0- 0	AWAY	0- 0	0- 0	0- 1			
0- 0	0- 0	0- 0	NEUTRAL	0- 0	0- 0	0- 0			

RPI 1-25	RPI 26-50	RPI 51-100	RPI 101+	Team's RPI: 125
RPI S Opponent Score	RPI S Opponent Score	RPI S Opponent Score	RPI S Opponent Score	
19 H Princeton 46 <b>60</b>	46 A Rutgers 46 <b>74</b>		102 H Penn 58 51	
			128 H California 56 53	
			129 H Northeastern 44 <b>46</b>	
			163 A Boston U. 66 39	
			165 A Quinnipiac 77 68	
			166 A Dartmouth 62 <b>63</b>	
			166 H Dartmouth 64 49	
			178 H Rhode Island 61 58	
			180 A Fla. Atlantic 65 51	
			185 A Northern Ill. 59 53	
			202 A La Salle 69 <b>75</b>	
			208 N Saint Joseph's 39 <b>63</b>	
			246 A Maine 69 40	
			308 H Siena 68 51	
			345 H Hartford 53 44	
LAST 10 Division I				
19 H Princeton 46 <b>60</b>	180 A Fla. Atlantic 65 51			
102 H Penn 58 51	208 N Saint Joseph's 39 <b>63</b>			
166 H Dartmouth 64 49	246 A Maine 69 40			
166 A Dartmouth 62 <b>63</b>	129 H Northeastern 44 <b>46</b>			
178 H Rhode Island 61 58	165 A Quinnipiac 77 68			

Non-Div I Games:

Harvard

Loss, Non-Conf, S Site, H Home A Away N Neutral

Average RPI Win:	232	WON-LOST	WINNING	LAST 10	STRENGTH OF	OPP. STRENGTH	TEAM	ADJ.	CONF.	ADJ CONF.
Average RPI Loss:	156	RECORD	PCT. RANK	GAMES	SCHEDULE	OF SCHEDULE	RPI	RPI	RPI	RPI
DIV. I ONLY	10- 10	179	5-5	170	218	192	192	28	28	
DIV. I NON-CONF.	5- 7	205	0-2	88	111	167	167	26	26	
TOTALS	RPI 1-25	RPI 26-50	W-L RECORDS	RPI 51-100	RPI 101-150	RPI 150+				
10- 10	0- 2	1- 0	OVERALL	0- 0	1- 3	8- 5				
7- 4	0- 1	1- 0	HOME	0- 0	0- 2	6- 1				
3- 6	0- 1	0- 0	AWAY	0- 0	1- 1	2- 4				
0- 0	0- 0	0- 0	NEUTRAL	0- 0	0- 0	0- 0				
5- 7	0- 2	1- 0	NON-CONFERENCE	0- 0	1- 3	3- 2				
3- 4	0- 1	1- 0	HOME	0- 0	0- 2	2- 1				
2- 3	0- 1	0- 0	AWAY	0- 0	1- 1	1- 1				
0- 0	0- 0	0- 0	NEUTRAL	0- 0	0- 0	0- 0				
5- 3	0- 0	0- 0	CONFERENCE	0- 0	0- 0	5- 3				
4- 0	0- 0	0- 0	HOME	0- 0	0- 0	4- 0				
1- 3	0- 0	0- 0	AWAY	0- 0	0- 0	1- 3				
0- 0	0- 0	0- 0	NEUTRAL	0- 0	0- 0	0- 0				

RPI 1-25				RPI 26-50				RPI 51-100				RPI 101+ Team's RPI: 192			
RPI	S	Opponent	Score	RPI	S	Opponent	Score	RPI	S	Opponent	Score	RPI	S	Opponent	Score
11	A	Oregon St.	32 64	37	H	Texas	73 60					102	H	Penn	55 70
15	H	NC State	59 68									103	H	Texas Southern	57 74
												111	A	Idaho	52 67
												132	A	Washington	62 50
												168	A	UC Davis	49 62
												218	A	Pepperdine	52 51
												234	H	Cal St. Fullerton	79 72
												243	H	San Diego St.	61 58
												256	H	North Texas	60 66
												259	A	Long Beach St.	55 62
												259	H	Long Beach St.	68 44
												262	A	LMU (CA)	51 65
												271	A	CSUN	54 58
												297	H	UC Irvine	94 70
												298	A	UC Riverside	65 59
												298	H	UC Riverside	80 57
												299	H	UTSA	62 50
LAST 10 Division I															
259	H	Long Beach St.	68 44	298	H	UC Riverside	80 57								
297	H	UC Irvine	94 70	168	A	UC Davis	49 62								
298	A	UC Riverside	65 59	271	A	CSUN	54 58								
259	A	Long Beach St.	55 62	102	H	Penn	55 70								
234	H	Cal St. Fullerton	79 72	111	A	Idaho	52 67								

Non-Div I Games: Hope Int'l 86 49

Hawaii

Average RPI Win:	274	WON-LOST	WINNING	LAST 10	STRENGTH OF	OPP. STRENGTH	TEAM	ADJ.	CONF.	ADJ CONF.
Average RPI Loss:	169	RECORD	PCT. RANK	GAMES	SCHEDULE	OF SCHEDULE	RPI	RPI	RPI	RPI
DIV. I ONLY	9- 11	206	7-3	237	325	210	210	26	26	
DIV. I NON-CONF.	2- 7	288	0	179	233	274	274	28	28	
TOTALS	RPI 1-25	RPI 26-50	W-L RECORDS	RPI 51-100	RPI 101-150	RPI 150+				
9- 11	0- 0	0- 1	OVERALL	0- 2	0- 1	9- 7				
5- 2	0- 0	0- 0	HOME	0- 1	0- 0	5- 1				
4- 9	0- 0	0- 1	AWAY	0- 1	0- 1	4- 6				
0- 0	0- 0	0- 0	NEUTRAL	0- 0	0- 0	0- 0				
2- 7	0- 0	0- 1	NON-CONFERENCE	0- 2	0- 0	2- 4				
1- 2	0- 0	0- 0	HOME	0- 1	0- 0	1- 1				
1- 5	0- 0	0- 1	AWAY	0- 1	0- 0	1- 3				
0- 0	0- 0	0- 0	NEUTRAL	0- 0	0- 0	0- 0				
7- 4	0- 0	0- 0	CONFERENCE	0- 0	0- 1	7- 3				
4- 0	0- 0	0- 0	HOME	0- 0	0- 0	4- 0				
3- 4	0- 0	0- 0	AWAY	0- 0	0- 1	3- 3				
0- 0	0- 0	0- 0	NEUTRAL	0- 0	0- 0	0- 0				

RPI 1-25	RPI 26-50	RPI 51-100	RPI 101+ Team's RPI: 210
RPI S Opponent Score	RPI S Opponent Score	RPI S Opponent Score	RPI S Opponent Score
	42  Duke 57  93	94  Butler 52  74	133  Campbell 36  73
		95  Davidson 63  73	151  UNC Greensboro 70  82
			155  Hampton 81 77
			173  Norfolk St. 58  72
			189  American 48  56
			230  Radford 68 58
			235  Gardner-Webb 57  70
			239  UNC Asheville 60  76
			247  Col. of Charleston 70  79
			257  Winthrop 63  69
			257  Winthrop 94 61
			260  ETSU 80 62
			264  Longwood 76 69
			303  Presbyterian 60 55
			322  N.C. Central 78 58
			338  USC Upstate 85 46
			339  Charleston So. 84 70
LAST 10 Division I			
257  Winthrop 94 61	339  Charleston So. 84 70		
235  Gardner-Webb 57  70	239  UNC Asheville 60  76		
155  Hampton 81 77	230  Radford 68 58		
303  Presbyterian 60 55	338  USC Upstate 85 46		
264  Longwood 76 69	257  Winthrop 63  69		

Non-Div I Games:

High Point

Loss, Non-Conf, S Site, Home Away N Neutral

Average RPI Win: <b>236</b>	WON-LOST	WINNING	LAST 10	STRENGTH OF	OPP. STRENGTH	TEAM	ADJ.	CONF.	ADJ CONF.
Average RPI Loss: <b>183</b>	RECORD	PCT. RANK	GAMES	SCHEDULE	OF SCHEDULE	RPI	RPI	RPI	RPI
DIV. I ONLY	3- 17	325	0-10	161	313	311	311	14	14
DIV. I NON-CONF.	3- 8	268	0-1	188	351	301	301	13	13
TOTALS	RPI 1-25	RPI 26-50	W-L RECORDS	RPI 51-100	RPI 101-150	RPI 150+			
3- 17	0- 0	0- 1	OVERALL	0- 2	1- 4	2- 10			
2- 7	0- 0	0- 0	HOME	0- 1	1- 1	1- 5			
1- 8	0- 0	0- 1	AWAY	0- 1	0- 1	1- 5			
0- 2	0- 0	0- 0	NEUTRAL	0- 0	0- 2	0- 0			
3- 8	0- 0	0- 0	NON-CONFERENCE	0- 1	1- 2	2- 5			
2- 3	0- 0	0- 0	HOME	0- 1	1- 0	1- 2			
1- 3	0- 0	0- 0	AWAY	0- 0	0- 0	1- 3			
0- 2	0- 0	0- 0	NEUTRAL	0- 0	0- 2	0- 0			
0- 9	0- 0	0- 1	CONFERENCE	0- 1	0- 2	0- 5			
0- 4	0- 0	0- 0	HOME	0- 0	0- 1	0- 3			
0- 5	0- 0	0- 1	AWAY	0- 1	0- 1	0- 2			
0- 0	0- 0	0- 0	NEUTRAL	0- 0	0- 0	0- 0			

RPI 1-25	RPI 26-50	RPI 51-100	RPI 101+	Team's RPI: 311
RPI S Opponent Score	RPI S Opponent Score	RPI S Opponent Score	RPI S Opponent Score	Score
	44  James Madison 50  92	57  Drexel 54  74	129  Northeastern 51  74	
		84  Stony Brook 38  81	133  Campbell 58 55	
			144  William & Mary 53  66	
			146 N Samford 45  65	
			149 N Houston 44  54	
			153  Elon 56  69	
			193  Towson 71  84	
			195  Cleveland St. 51  61	
			207  Fairfield 64  73	
			211  Delaware 59  80	
			229  Morgan St. 51 39	
			247  Col. of Charleston 60  63	
			255  UNCW 59  62	
			273  Howard 64  73	
			284  Sacred Heart 44  71	
			334  LIU Brooklyn 46  85	
			345  Hartford 43 41	
LAST 10 Division I				
247  Col. of Charleston 60  63	144  William & Mary 53  66			
255  UNCW 59  62	57  Drexel 54  74			
193  Towson 71  84	211  Delaware 59  80			
44  James Madison 50  92	129  Northeastern 51  74			
153  Elon 56  69	146 N Samford 45  65			

Non-Div I Games:

Hofstra

Loss, Non-Conf, S Site, Home Away N Neutral

# Holy Cross

Through Games Of Feb. 3, 2020

Average RPI Win:	224	WON-LOST	WINNING	LAST 10	STRENGTH OF	OPP. STRENGTH	TEAM	ADJ.	CONF.	ADJ CONF.
Average RPI Loss:	146	RECORD	PCT. RANK	GAMES	SCHEDULE	OF SCHEDULE	RPI	RPI	RPI	RPI
DIV. I ONLY	13- 8	103	6-4	227	203	122	122	15	15	
DIV. I NON-CONF.	7- 4	100	0	239	244	109	109	15	15	
TOTALS	RPI 1-25	RPI 26-50	W-L RECORDS	RPI 51-100	RPI 101-150	RPI 150+				
13- 8	0- 0	0- 0	OVERALL	1- 3	1- 1	11- 4				
7- 1	0- 0	0- 0	HOME	1- 1	0- 0	6- 0				
6- 7	0- 0	0- 0	AWAY	0- 2	1- 1	5- 4				
0- 0	0- 0	0- 0	NEUTRAL	0- 0	0- 0	0- 0				
7- 4	0- 0	0- 0	NON-CONFERENCE	1- 1	0- 1	6- 2				
4- 0	0- 0	0- 0	HOME	1- 0	0- 0	3- 0				
3- 4	0- 0	0- 0	AWAY	0- 1	0- 1	3- 2				
0- 0	0- 0	0- 0	NEUTRAL	0- 0	0- 0	0- 0				
6- 4	0- 0	0- 0	CONFERENCE	0- 2	1- 0	5- 2				
3- 1	0- 0	0- 0	HOME	0- 1	0- 0	3- 0				
3- 3	0- 0	0- 0	AWAY	0- 1	1- 0	2- 2				
0- 0	0- 0	0- 0	NEUTRAL	0- 0	0- 0	0- 0				

RPI S	Opponent	Score	RPI S	Opponent	Score	RPI S	Opponent	Score	RPI S	Opponent	Score	Team's RPI: 122
						61	H Boston College	80 71	127	A Massachusetts	72 75	
						74	H Bucknell	40 51	136	A Lehigh	74 57	
						82	A Colgate	60 71	157	H Lafayette	57 56	
						97	A North Florida	60 80	162	A Illinois	75 78	
									163	A Boston U.	70 76	
									178	A Rhode Island	58 73	
									189	H American	72 59	
									205	H Merrimack	68 42	
									224	A Brown	83 71	
									226	A Stetson	75 63	
									266	A Loyola Maryland	64 56	
									270	H New Hampshire	82 61	
									284	A Sacred Heart	65 52	
									285	A Army West Point	48 61	
									292	A Navy	58 49	
									292	H Navy	57 43	
									314	H Bryant	87 75	
LAST 10 Division I												
			82	A Colgate	60 71	285	A Army West Point	48 61				
			292	H Navy	57 43	74	H Bucknell	40 51				
			163	A Boston U.	70 76	157	H Lafayette	57 56				
			136	A Lehigh	74 57	292	A Navy	58 49				
			189	H American	72 59	266	A Loyola Maryland	64 56				

Non-Div I Games:

Holy Cross

Loss, Non-Conf, S Site, H Home A Away N Neutral



Average RPI Win:	216	WON-LOST	WINNING	LAST 10	STRENGTH OF	OPP. STRENGTH	TEAM	ADJ.	CONF.	ADJ CONF.
Average RPI Loss:	93	RECORD	PCT. RANK	GAMES	SCHEDULE	OF SCHEDULE	RPI	RPI	RPI	RPI
DIV. I ONLY	11- 11	179	5-5	119	91	149	149	9	9	
DIV. I NON-CONF.	7- 7	164	1-1	183	108	181	181	9	9	
TOTALS	RPI 1-25	RPI 26-50	W-L RECORDS	RPI 51-100	RPI 101-150	RPI 150+				
11- 11	0- 3	1- 0	OVERALL	0- 4	1- 2	9- 2				
8- 2	0- 1	1- 0	HOME	0- 1	0- 0	7- 0				
1- 7	0- 2	0- 0	AWAY	0- 3	1- 1	0- 1				
2- 2	0- 0	0- 0	NEUTRAL	0- 0	0- 1	2- 1				
7- 7	0- 2	1- 0	NON-CONFERENCE	0- 1	0- 2	6- 2				
5- 1	0- 1	1- 0	HOME	0- 0	0- 0	4- 0				
0- 4	0- 1	0- 0	AWAY	0- 1	0- 1	0- 1				
2- 2	0- 0	0- 0	NEUTRAL	0- 0	0- 1	2- 1				
4- 4	0- 1	0- 0	CONFERENCE	0- 3	1- 0	3- 0				
3- 1	0- 0	0- 0	HOME	0- 1	0- 0	3- 0				
1- 3	0- 1	0- 0	AWAY	0- 2	1- 0	0- 0				
0- 0	0- 0	0- 0	NEUTRAL	0- 0	0- 0	0- 0				

RPI	S	Opponent	Score	RPI	S	Opponent	Score	RPI	S	Opponent	Score	RPI	S	Opponent	Score	Team's RPI: 149
10	A	UConn	51 91	39	H	Oklahoma	85 69	54	H	Temple	58 61	115	A	Fordham	54 63	
18	A	Texas A&M	43 72					79	A	South Fla.	45 74	119	N	Syracuse	62 87	
25	H	FGCU	45 57					87	A	Georgia Tech	38 69	140	A	Tulane	66 60	
								89	A	Cincinnati	66 85	170	H	Wichita St.	64 56	
												179	H	Memphis	75 65	
												191	H	Southern Miss.	75 60	
												204	A	New Mexico	71 81	
												222	H	Southeastern La.	78 65	
												223	N	San Francisco	57 80	
												237	H	Louisiana Tech	67 53	
												274	H	East Carolina	72 63	
												300	N	California Baptist	96 75	
												310	H	Houston Baptist	82 60	
												311	N	Hofstra	54 44	
LAST 10 Division I																
140	A	Tulane	66 60	10	A	UConn	51 91									
79	A	South Fla.	45 74	54	H	Temple	58 61									
170	H	Wichita St.	64 56	179	H	Memphis	75 65									
89	A	Cincinnati	66 85	115	A	Fordham	54 63									
274	H	East Carolina	72 63	311	N	Hofstra	54 44									

Non-Div I Games:

Houston

■ Loss, 
 ■ Non-Conf, 
 ■ S Site, 
 ■ H Home 
 ■ A Away 
 N Neutral

## Houston Baptist

Through Games Of Feb. 3, 2020

Average RPI Win:	301	WON-LOST	WINNING	LAST 10	STRENGTH OF	OPP. STRENGTH	TEAM	ADJ.	CONF.	ADJ CONF.
Average RPI Loss:	187	RECORD	PCT. RANK	GAMES	SCHEDULE	OF SCHEDULE	RPI	RPI	RPI	RPI
DIV. I ONLY	3- 14	319	1-9	270	299	310	310	23	23	
DIV. I NON-CONF.	2- 5	259	0	118	281	183	183	21	21	
TOTALS	RPI 1-25	RPI 26-50	W-L RECORDS	RPI 51-100	RPI 101-150	RPI 150+				
3- 14	0- 1	0- 0	OVERALL	0- 0	0- 5	3- 8				
0- 6	0- 0	0- 0	HOME	0- 0	0- 3	0- 3				
3- 8	0- 1	0- 0	AWAY	0- 0	0- 2	3- 5				
0- 0	0- 0	0- 0	NEUTRAL	0- 0	0- 0	0- 0				
2- 5	0- 1	0- 0	NON-CONFERENCE	0- 0	0- 2	2- 2				
0- 1	0- 0	0- 0	HOME	0- 0	0- 0	0- 1				
2- 4	0- 1	0- 0	AWAY	0- 0	0- 2	2- 1				
0- 0	0- 0	0- 0	NEUTRAL	0- 0	0- 0	0- 0				
1- 9	0- 0	0- 0	CONFERENCE	0- 0	0- 3	1- 6				
0- 5	0- 0	0- 0	HOME	0- 0	0- 3	0- 2				
1- 4	0- 0	0- 0	AWAY	0- 0	0- 0	1- 4				
0- 0	0- 0	0- 0	NEUTRAL	0- 0	0- 0	0- 0				

RPI 1-25				RPI 26-50				RPI 51-100				RPI 101+ Team's RPI: 310			
RPI	S	Opponent	Score	RPI	S	Opponent	Score	RPI	S	Opponent	Score	RPI	S	Opponent	Score
7	A	Baylor	42 112									114	H	SFA	42 59
												123	H	A&M-Corpus Christi	65 75
												141	A	Texas Tech	51 59
												143	H	Sam Houston St.	69 97
												149	A	Houston	60 82
												161	H	Northern Ariz.	62 79
												170	A	Wichita St.	42 59
												212	A	Lamar University	53 60
												214	A	Central Ark.	39 63
												222	H	Southeastern La.	59 69
												253	A	Oral Roberts	74 73
												288	H	Nicholls St.	78 84
												304	A	Incarnate Word	60 55
												333	A	McNeese	72 88
												342	A	Northwestern St.	60 69
												346	A	La.-Monroe	72 65
LAST 10 Division I															
123	H	A&M-Corpus Christi	65 75	212	A	Lamar University	53 60								
304	A	Incarnate Word	60 55	342	A	Northwestern St.	60 69								
333	A	McNeese	72 88	214	A	Central Ark.	39 63								
288	H	Nicholls St.	78 84	222	H	Southeastern La.	59 69								
143	H	Sam Houston St.	69 97	114	H	SFA	42 59								

Non-Div I Games: LSU-Shreveport 67 44 Paul Quinn 63 34

Houston Baptist

Loss, Non-Conf, S Site, H Home A Away N Neutral

Average RPI Win:	308	WON-LOST	WINNING	LAST 10	STRENGTH OF	OPP. STRENGTH	TEAM	ADJ.	CONF.	ADJ CONF.
Average RPI Loss:	145	RECORD	PCT. RANK	GAMES	SCHEDULE	OF SCHEDULE	RPI	RPI	RPI	RPI
DIV. I ONLY	13- 9	119	5-5	349	276	273	273	30	30	
DIV. I NON-CONF.	8- 5	117	0-1	316	221	190	190	30	30	
TOTALS	RPI 1-25	RPI 26-50	W-L RECORDS	RPI 51-100	RPI 101-150	RPI 150+				
13- 9	0- 0	0- 1	OVERALL	0- 2	0- 2	13- 4				
6- 4	0- 0	0- 0	HOME	0- 0	0- 1	6- 3				
7- 3	0- 0	0- 1	AWAY	0- 1	0- 0	7- 1				
0- 2	0- 0	0- 0	NEUTRAL	0- 1	0- 1	0- 0				
8- 5	0- 0	0- 1	NON-CONFERENCE	0- 2	0- 1	8- 1				
3- 1	0- 0	0- 0	HOME	0- 0	0- 0	3- 1				
5- 2	0- 0	0- 1	AWAY	0- 1	0- 0	5- 0				
0- 2	0- 0	0- 0	NEUTRAL	0- 1	0- 1	0- 0				
5- 4	0- 0	0- 0	CONFERENCE	0- 0	0- 1	5- 3				
3- 3	0- 0	0- 0	HOME	0- 0	0- 1	3- 2				
2- 1	0- 0	0- 0	AWAY	0- 0	0- 0	2- 1				
0- 0	0- 0	0- 0	NEUTRAL	0- 0	0- 0	0- 0				

RPI	S	Opponent	Score	RPI	S	Opponent	Score	RPI	S	Opponent	Score	RPI	S	Opponent	Score	Team's RPI: 273
43	A	Tennessee	38 88	74	N	Bucknell	60 70	132	N	Washington	58 75	147	H	Bethune-Cookman	59 75	
				79	A	South Fla.	53 82	173	H	Norfolk St.	80 83	202	H	La Salle	62 78	
								229	A	Morgan St.	67 74	229	H	Morgan St.	52 68	
								236	A	George Mason	86 75	249	H	Niagara	91 42	
								266	A	Loyola Maryland	75 69	274	A	East Carolina	67 51	
								302	A	UMBC	72 61	311	A	Hofstra	73 64	
								323	H	Fairleigh Dickinson	64 56	325	A	UMES	79 58	
								336	H	Saint Peter's	92 80	343	A	Coppin St.	66 54	
								343	H	Coppin St.	64 52	347	H	Florida A&M	72 58	
								350	H	South Carolina St.	78 47					
LAST 10 Division I																
343	H	Coppin St.	64 52	350	H	South Carolina St.	78 47									
229	H	Morgan St.	52 68	173	H	Norfolk St.	80 83									
343	A	Coppin St.	66 54	147	H	Bethune-Cookman	59 75									
347	H	Florida A&M	72 58	325	A	UMES	79 58									
229	A	Morgan St.	67 74	43	A	Tennessee	38 88									

Non-Div I Games:

Howard

■ Loss, 
 ■ Non-Conf, 
 ■ S Site, 
 ■ H Home 
 ■ A Away 
 N Neutral

Average RPI Win:	199	WON-LOST	WINNING	LAST 10	STRENGTH OF	OPP. STRENGTH	TEAM	ADJ.	CONF.	ADJ CONF.
Average RPI Loss:	95	RECORD	PCT. RANK	GAMES	SCHEDULE	OF SCHEDULE	RPI	RPI	RPI	RPI
DIV. I ONLY	15- 6	53	10-0	118	195	52	52	22	22	
DIV. I NON-CONF.	5- 5	164	0	47	26	63	63	19	19	
TOTALS	RPI 1-25	RPI 26-50	W-L RECORDS	RPI 51-100	RPI 101-150	RPI 150+				
15- 6	0- 0	1- 0	OVERALL	2- 5	1- 0	11- 1				
9- 0	0- 0	0- 0	HOME	2- 0	0- 0	7- 0				
4- 6	0- 0	0- 0	AWAY	0- 5	1- 0	3- 1				
2- 0	0- 0	1- 0	NEUTRAL	0- 0	0- 0	1- 0				
5- 5	0- 0	1- 0	NON-CONFERENCE	2- 5	0- 0	2- 0				
3- 0	0- 0	0- 0	HOME	2- 0	0- 0	1- 0				
0- 5	0- 0	0- 0	AWAY	0- 5	0- 0	0- 0				
2- 0	0- 0	1- 0	NEUTRAL	0- 0	0- 0	1- 0				
10- 1	0- 0	0- 0	CONFERENCE	0- 0	1- 0	9- 1				
6- 0	0- 0	0- 0	HOME	0- 0	0- 0	6- 0				
4- 1	0- 0	0- 0	AWAY	0- 0	1- 0	3- 1				
0- 0	0- 0	0- 0	NEUTRAL	0- 0	0- 0	0- 0				

RPI 1-25				RPI 26-50				RPI 51-100				Team's RPI: 52	RPI 101+			
RPI	S	Opponent	Score	RPI	S	Opponent	Score	RPI	S	Opponent	Score		RPI	S	Opponent	Score
				50	N	St. John's (NY)	85 78	51	A	UNI	50 51		135	A	Green Bay	54 42
								59	A	Miami (FL)	65 74		153	N	Elon	59 53
								68	A	Ohio	64 70		195	A	Cleveland St.	78 53
								69	A	UT Martin	51 57		195	H	Cleveland St.	58 48
								76	H	Ball St.	65 48		198	H	Wright St.	80 60
								80	H	Southern Ill.	81 78		209	H	Northern Ky.	89 61
								94	A	Butler	61 64		227	A	Youngstown St.	73 75
													227	H	Youngstown St.	77 69
													242	A	Milwaukee	75 52
													277	H	Eastern Ky.	72 42
													280	H	Oakland	76 41
													329	H	Detroit Mercy	82 45
													335	A	UIC	88 49
LAST 10 Division I																
				227	H	Youngstown St.	77 69	198	H	Wright St.	80 60					
				195	H	Cleveland St.	58 48	209	H	Northern Ky.	89 61					
				335	A	UIC	88 49	329	H	Detroit Mercy	82 45					
				242	A	Milwaukee	75 52	280	H	Oakland	76 41					
				135	A	Green Bay	54 42	195	A	Cleveland St.	78 53					

Non-Div I Games: Ind.-Northwest 103 45

IUPUI

■ Loss, 
■ Non-Conf, 
■ S Site, 
■ Home 
■ A Away 
N Neutral

## Idaho

Through Games Of Feb. 3, 2020

Average RPI Win:	230	WON-LOST	WINNING	LAST 10	STRENGTH OF	OPP. STRENGTH	TEAM	ADJ.	CONF.	ADJ CONF.
Average RPI Loss:	119	RECORD	PCT. RANK	GAMES	SCHEDULE	OF SCHEDULE	RPI	RPI	RPI	RPI
DIV. I ONLY	13- 6	68	8-2	236	178	111	111	18	18	
DIV. I NON-CONF.	5- 4	140	0	152	99	106	106	17	17	
TOTALS	RPI 1-25	RPI 26-50	W-L RECORDS	RPI 51-100	RPI 101-150	RPI 150+				
13- 6	0- 0	0- 2	OVERALL	1- 1	1- 0	11- 3				
7- 1	0- 0	0- 0	HOME	0- 0	0- 0	7- 1				
6- 3	0- 0	0- 1	AWAY	1- 1	1- 0	4- 1				
0- 2	0- 0	0- 1	NEUTRAL	0- 0	0- 0	0- 1				
5- 4	0- 0	0- 2	NON-CONFERENCE	0- 1	1- 0	4- 1				
2- 0	0- 0	0- 0	HOME	0- 0	0- 0	2- 0				
3- 2	0- 0	0- 1	AWAY	0- 1	1- 0	2- 0				
0- 2	0- 0	0- 1	NEUTRAL	0- 0	0- 0	0- 1				
8- 2	0- 0	0- 0	CONFERENCE	1- 0	0- 0	7- 2				
5- 1	0- 0	0- 0	HOME	0- 0	0- 0	5- 1				
3- 1	0- 0	0- 0	AWAY	1- 0	0- 0	2- 1				
0- 0	0- 0	0- 0	NEUTRAL	0- 0	0- 0	0- 0				

RPI 1-25				RPI 26-50				RPI 51-100				RPI 101+ Team's RPI: 111			
RPI	S	Opponent	Score	RPI	S	Opponent	Score	RPI	S	Opponent	Score	RPI	S	Opponent	Score
				29	N	Old Dominion	55 67	79	A	South Fla.	64 67	124	A	San Diego	65 32
				49	A	Oklahoma St.	47 62	93	A	Montana St.	69 68	161	H	Northern Ariz.	70 71
												184	H	Montana	52 51
												186	A	Portland St.	53 74
												192	H	Hawaii	67 52
												212	N	Lamar University	44 47
												216	A	Southern Utah	71 56
												221	A	Northern Colo.	57 46
												223	A	San Francisco	66 60
												232	H	Idaho St.	62 56
												267	H	Colorado St.	61 54
												306	H	Sacramento St.	70 44
												309	H	Eastern Wash.	69 60
												313	A	Seattle U	90 84
												316	H	Weber St.	70 50
LAST 10 Division I															
				306	H	Sacramento St.	70 44	309	H	Eastern Wash.	69 60				
				161	H	Northern Ariz.	70 71	93	A	Montana St.	69 68				
				216	A	Southern Utah	71 56	186	A	Portland St.	53 74				
				221	A	Northern Colo.	57 46	316	H	Weber St.	70 50				
				184	H	Montana	52 51	232	H	Idaho St.	62 56				

Non-Div I Games:

Idaho

■ Loss, 
 ■ Non-Conf, 
 ■ S Site, 
 ■ H Home 
 ■ A Away 
 N Neutral

Average RPI Win:	274	WON-LOST	WINNING	LAST 10	STRENGTH OF	OPP. STRENGTH	TEAM	ADJ.	CONF.	ADJ CONF.
Average RPI Loss:	148	RECORD	PCT. RANK	GAMES	SCHEDULE	OF SCHEDULE	RPI	RPI	RPI	RPI
DIV. I ONLY	8- 10	218	6-4	274	204	232	232	18	18	
DIV. I NON-CONF.	2- 5	259	0	281	118	280	280	17	17	
TOTALS	RPI 1-25	RPI 26-50	W-L RECORDS	RPI 51-100	RPI 101-150	RPI 150+				
8- 10	0- 0	0- 3	OVERALL	0- 1	0- 1	8- 5				
4- 3	0- 0	0- 0	HOME	0- 0	0- 0	4- 3				
4- 7	0- 0	0- 3	AWAY	0- 1	0- 1	4- 2				
0- 0	0- 0	0- 0	NEUTRAL	0- 0	0- 0	0- 0				
2- 5	0- 0	0- 3	NON-CONFERENCE	0- 0	0- 0	2- 2				
1- 1	0- 0	0- 0	HOME	0- 0	0- 0	1- 1				
1- 4	0- 0	0- 3	AWAY	0- 0	0- 0	1- 1				
0- 0	0- 0	0- 0	NEUTRAL	0- 0	0- 0	0- 0				
6- 5	0- 0	0- 0	CONFERENCE	0- 1	0- 1	6- 3				
3- 2	0- 0	0- 0	HOME	0- 0	0- 0	3- 2				
3- 3	0- 0	0- 0	AWAY	0- 1	0- 1	3- 1				
0- 0	0- 0	0- 0	NEUTRAL	0- 0	0- 0	0- 0				

RPI 1-25				RPI 26-50				RPI 51-100				RPI 101+				Team's RPI: 232	
RPI	S	Opponent	Score	RPI	S	Opponent	Score	RPI	S	Opponent	Score	RPI	S	Opponent	Score		
				31	A	Arizona St.	69 74	93	A	Montana St.	59 67	111	A	Idaho	56 62		
				42	A	Duke	66 85					161	H	Northern Ariz.	59 70		
				49	A	Oklahoma St.	52 70					184	A	Montana	67 53		
												186	H	Portland St.	64 69		
												216	A	Southern Utah	65 72		
												216	H	Southern Utah	73 54		
												221	H	Northern Colo.	59 39		
												293	A	Utah St.	61 69		
												300	H	California Baptist	68 74		
												306	H	Sacramento St.	80 62		
												309	A	Eastern Wash.	67 47		
												313	H	Seattle U	73 48		
												316	A	Weber St.	65 54		
												326	A	Utah Valley	88 61		
LAST 10 Division I																	
				216	H	Southern Utah	73 54	316	A	Weber St.	65 54						
				221	H	Northern Colo.	59 39	161	H	Northern Ariz.	59 70						
				93	A	Montana St.	59 67	216	A	Southern Utah	65 72						
				184	A	Montana	67 53	306	H	Sacramento St.	80 62						
				186	H	Portland St.	64 69	309	A	Eastern Wash.	67 47						

Non-Div I Games: Arizona Christian 93 36 Montana Tech 83 57

Idaho St.

Loss, Non-Conf, S Site, H Home A Away N Neutral

Average RPI Win:	233	WON-LOST	WINNING	LAST 10	STRENGTH OF	OPP. STRENGTH	TEAM	ADJ.	CONF.	ADJ CONF.
Average RPI Loss:	40	RECORD	PCT. RANK	GAMES	SCHEDULE	OF SCHEDULE	RPI	RPI	RPI	RPI
DIV. I ONLY	10- 11	189	1-9	92	66	162	162	2	2	
DIV. I NON-CONF.	9- 2	38	0	324	262	164	164	2	2	
TOTALS	RPI 1-25	RPI 26-50	W-L RECORDS	RPI 51-100	RPI 101-150	RPI 150+				
10- 11	0- 4	0- 4	OVERALL	1- 2	2- 1	7- 0				
9- 5	0- 2	0- 1	HOME	1- 1	1- 1	7- 0				
1- 6	0- 2	0- 3	AWAY	0- 1	1- 0	0- 0				
0- 0	0- 0	0- 0	NEUTRAL	0- 0	0- 0	0- 0				
9- 2	0- 0	0- 0	NON-CONFERENCE	0- 2	2- 0	7- 0				
8- 1	0- 0	0- 0	HOME	0- 1	1- 0	7- 0				
1- 1	0- 0	0- 0	AWAY	0- 1	1- 0	0- 0				
0- 0	0- 0	0- 0	NEUTRAL	0- 0	0- 0	0- 0				
1- 9	0- 4	0- 4	CONFERENCE	1- 0	0- 1	0- 0				
1- 4	0- 2	0- 1	HOME	1- 0	0- 1	0- 0				
0- 5	0- 2	0- 3	AWAY	0- 0	0- 0	0- 0				
0- 0	0- 0	0- 0	NEUTRAL	0- 0	0- 0	0- 0				

RPI S Opponent	Score	RPI S Opponent	Score	RPI S Opponent	Score	RPI S Opponent	Score	Team's RPI: 162
8 H Maryland	60 79	27 A Ohio St.	47 77	55 H Minnesota	74 71	112 H Wisconsin	64 73	
12 A Iowa	72 108	33 A Purdue	67 81	58 A North Carolina	60 85	122 H Holy Cross	78 75	
13 A Indiana	42 83	46 A Rutgers	41 72	71 H Illinois St.	58 74	148 A Missouri	58 51	
16 H Northwestern	50 77	46 H Rutgers	51 75			196 H Austin Peay	76 62	
						205 H Merrimack	75 72	
						303 H Presbyterian	71 52	
						314 H Bryant	69 55	
						318 H Ark.-Pine Bluff	65 50	
						324 H Evansville	59 44	
						349 H Chicago St.	96 66	
LAST 10 Division I								
112 H Wisconsin	64 73	55 H Minnesota	74 71					
46 A Rutgers	41 72	46 H Rutgers	51 75					
8 H Maryland	60 79	13 A Indiana	42 83					
27 A Ohio St.	47 77	12 A Iowa	72 108					
33 A Purdue	67 81	16 H Northwestern	50 77					

Non-Div I Games:

Illinois

Average RPI Win:	184	WON-LOST	WINNING	LAST 10	STRENGTH OF	OPP. STRENGTH	TEAM	ADJ.	CONF.	ADJ CONF.
Average RPI Loss:	75	RECORD	PCT. RANK	GAMES	SCHEDULE	OF SCHEDULE	RPI	RPI	RPI	RPI
DIV. I ONLY	12- 7	101	5-5	89	118	71	71	7	7	
DIV. I NON-CONF.	7- 3	80	0-1	144	200	62	62	7	7	
TOTALS	RPI 1-25	RPI 26-50	W-L RECORDS	RPI 51-100	RPI 101-150	RPI 150+				
12- 7	0- 1	0- 2	OVERALL	3- 2	0- 1	9- 1				
8- 1	0- 0	0- 1	HOME	2- 0	0- 0	6- 0				
4- 6	0- 1	0- 1	AWAY	1- 2	0- 1	3- 1				
0- 0	0- 0	0- 0	NEUTRAL	0- 0	0- 0	0- 0				
7- 3	0- 0	0- 1	NON-CONFERENCE	1- 1	0- 0	6- 1				
5- 0	0- 0	0- 0	HOME	1- 0	0- 0	4- 0				
2- 3	0- 0	0- 1	AWAY	0- 1	0- 0	2- 1				
0- 0	0- 0	0- 0	NEUTRAL	0- 0	0- 0	0- 0				
5- 4	0- 1	0- 1	CONFERENCE	2- 1	0- 1	3- 0				
3- 1	0- 0	0- 1	HOME	1- 0	0- 0	2- 0				
2- 3	0- 1	0- 0	AWAY	1- 1	0- 1	1- 0				
0- 0	0- 0	0- 0	NEUTRAL	0- 0	0- 0	0- 0				

RPI 1-25				RPI 26-50				RPI 51-100				Team's RPI: 71	RPI 101+			
RPI	S	Opponent	Score	RPI	S	Opponent	Score	RPI	S	Opponent	Score		RPI	S	Opponent	Score
9	A	Missouri St.	74 87	28	H	Drake	67 69	51	H	UNI	65 57		117	A	Loyola Chicago	64 69
				35	A	Marquette	41 58	53	A	Bradley	61 76		159	A	Valparaiso	72 60
								69	H	UT Martin	70 47		160	H	Jackson St.	77 55
								80	A	Southern Ill.	62 54		162	A	Illinois	74 58
								90	A	Saint Louis	56 61		185	H	Northern Ill.	69 66
													196	A	Austin Peay	72 77
													200	A	North Dakota	66 58
													215	H	Western Ill.	78 65
													279	H	Indiana St.	83 69
													324	H	Evansville	81 58
													328	H	SIUE	74 53
LAST 10 Division I																
9	A	Missouri St.	74 87	159	A	Valparaiso	72 60									
80	A	Southern Ill.	62 54	53	A	Bradley	61 76									
51	H	UNI	65 57	324	H	Evansville	81 58									
28	H	Drake	67 69	279	H	Indiana St.	83 69									
117	A	Loyola Chicago	64 69	196	A	Austin Peay	72 77									

Non-Div I Games: Truman 87 60

Illinois St.



Average RPI Win:	259	WON-LOST	WINNING	LAST 10	STRENGTH OF	OPP. STRENGTH	TEAM	ADJ.	CONF.	ADJ CONF.
Average RPI Loss:	194	RECORD	PCT. RANK	GAMES	SCHEDULE	OF SCHEDULE	RPI	RPI	RPI	RPI
DIV. I ONLY	5- 10	263	5-5	327	251	304	304	23	23	
DIV. I NON-CONF.	0- 5	338	0-1	320	182	349	349	21	21	
TOTALS	RPI 1-25	RPI 26-50	W-L RECORDS	RPI 51-100	RPI 101-150	RPI 150+				
5- 10	0- 0	0- 0	OVERALL	0- 1	1- 3	4- 6				
2- 5	0- 0	0- 0	HOME	0- 0	0- 1	2- 4				
3- 5	0- 0	0- 0	AWAY	0- 1	1- 2	2- 2				
0- 0	0- 0	0- 0	NEUTRAL	0- 0	0- 0	0- 0				
0- 5	0- 0	0- 0	NON-CONFERENCE	0- 1	0- 1	0- 3				
0- 1	0- 0	0- 0	HOME	0- 0	0- 0	0- 1				
0- 4	0- 0	0- 0	AWAY	0- 1	0- 1	0- 2				
0- 0	0- 0	0- 0	NEUTRAL	0- 0	0- 0	0- 0				
5- 5	0- 0	0- 0	CONFERENCE	0- 0	1- 2	4- 3				
2- 4	0- 0	0- 0	HOME	0- 0	0- 1	2- 3				
3- 1	0- 0	0- 0	AWAY	0- 0	1- 1	2- 0				
0- 0	0- 0	0- 0	NEUTRAL	0- 0	0- 0	0- 0				

RPI S	Opponent	Score	RPI S	Opponent	Score	RPI S	Opponent	Score	RPI S	Opponent	Score	Team's RPI: 304
						68	A Ohio	41 78	114	A SFA	45 67	
									120	A Abilene Christian	71 70	
									123	H A&M-Corpus Christi	38 64	
									142	A Kansas St.	41 85	
									158	H New Orleans	55 67	
									212	A Lamar University	67 48	
									214	H Central Ark.	37 47	
									243	H San Diego St.	48 57	
									267	A Colorado St.	47 75	
									288	H Nicholls St.	53 51	
									299	A UTSA	56 63	
									310	H Houston Baptist	55 60	
									333	H McNeese	73 56	
									342	A Northwestern St.	69 67	
LAST 10 Division I												
120	A Abilene Christian	71 70	333	H McNeese	73 56							
310	H Houston Baptist	55 60	158	H New Orleans	55 67							
123	H A&M-Corpus Christi	38 64	342	A Northwestern St.	69 67							
212	A Lamar University	67 48	288	H Nicholls St.	53 51							
114	A SFA	45 67	243	H San Diego St.	48 57							

Non-Div I Games: Schreiner 70 35 Tex. A&M Int'l 55 38 Paul Quinn 79 62 UNKNOWN 74 52 Incarnate Word

Loss, Non-Conf, S Site, H Home A Away N Neutral

# Indiana

Through Games Of Feb. 3, 2020

Average RPI Win:	115	WON-LOST	WINNING	LAST 10	STRENGTH OF	OPP. STRENGTH	TEAM	ADJ.	CONF.	ADJ CONF.
Average RPI Loss:	10	RECORD	PCT. RANK	GAMES	SCHEDULE	OF SCHEDULE	RPI	RPI	RPI	RPI
DIV. I ONLY	18- 5	37	7-3	8	15	13	13	2	2	
DIV. I NON-CONF.	10- 2	29	0	12	35	11	11	2	2	
TOTALS	RPI 1-25	RPI 26-50	W-L RECORDS	RPI 51-100	RPI 101-150	RPI 150+				
18- 5	1- 5	3- 0	OVERALL	6- 0	2- 0	6- 0				
10- 2	0- 2	1- 0	HOME	3- 0	1- 0	5- 0				
6- 2	0- 2	2- 0	AWAY	2- 0	1- 0	1- 0				
2- 1	1- 1	0- 0	NEUTRAL	1- 0	0- 0	0- 0				
10- 2	1- 2	0- 0	NON-CONFERENCE	4- 0	1- 0	4- 0				
5- 1	0- 1	0- 0	HOME	1- 0	0- 0	4- 0				
3- 0	0- 0	0- 0	AWAY	2- 0	1- 0	0- 0				
2- 1	1- 1	0- 0	NEUTRAL	1- 0	0- 0	0- 0				
8- 3	0- 3	3- 0	CONFERENCE	2- 0	1- 0	2- 0				
5- 1	0- 1	1- 0	HOME	2- 0	1- 0	1- 0				
3- 2	0- 2	2- 0	AWAY	0- 0	0- 0	1- 0				
0- 0	0- 0	0- 0	NEUTRAL	0- 0	0- 0	0- 0				

RPI S	Opponent	Score	RPI S	Opponent	Score	RPI S	Opponent	Score	RPI S	Opponent	Score
2 N	South Carolina	71 57	33 A	Purdue	66 54	55 H	Minnesota	65 52	112 H	Wisconsin	75 65
6 H	UCLA	58 68	33 H	Purdue	66 48	59 A	Miami (FL)	58 45	118 A	Florida	73 49
7 N	Baylor	62 77	46 A	Rutgers	66 56	83 N	Washington St.	78 44	160 H	Jackson St.	91 51
8 A	Maryland	62 76				94 A	Butler	64 53	162 H	Illinois	83 42
12 A	Iowa	85 91				97 H	North Florida	72 45	190 A	Penn St.	76 60
16 H	Northwestern	69 71				100 H	Michigan St.	79 67	213 H	Mt. St. Mary's	75 52
									227 H	Youngstown St.	93 56
									288 H	Nicholls St.	111 47
LAST 10 Division I											
33 A	Purdue	66 54	16 H	Northwestern	69 71						
112 H	Wisconsin	75 65	12 A	Iowa	85 91						
55 H	Minnesota	65 52	33 H	Purdue	66 48						
190 A	Penn St.	76 60	162 H	Illinois	83 42						
8 A	Maryland	62 76	46 A	Rutgers	66 56						

Non-Div I Games:

Indiana

Loss, Non-Conf, S Site, H Home A Away N Neutral

Average RPI Win:	<b>296</b>	WON-LOST	WINNING	LAST 10	STRENGTH OF	OPP. STRENGTH	TEAM	ADJ.	CONF.	ADJ CONF.
Average RPI Loss:	<b>124</b>	RECORD	PCT. RANK	GAMES	SCHEDULE	OF SCHEDULE	RPI	RPI	RPI	RPI
DIV. I ONLY	<b>3- 18</b>	<b>331</b>	<b>1-9</b>	<b>95</b>	<b>169</b>	<b>279</b>	<b>279</b>	<b>7</b>	<b>7</b>	
DIV. I NON-CONF.	<b>2- 10</b>	<b>313</b>	<b>0-1</b>	<b>193</b>	<b>300</b>	<b>297</b>	<b>297</b>	<b>7</b>	<b>7</b>	
TOTALS	RPI 1-25	RPI 26-50	W-L RECORDS	RPI 51-100	RPI 101-150	RPI 150+				
3- 18	0- 1	0- 2	OVERALL	0- 5	0- 4	3- 6				
1- 8	0- 1	0- 0	HOME	0- 2	0- 2	1- 3				
2- 9	0- 0	0- 2	AWAY	0- 3	0- 2	2- 2				
0- 1	0- 0	0- 0	NEUTRAL	0- 0	0- 0	0- 1				
2- 10	0- 0	0- 1	NON-CONFERENCE	0- 1	0- 3	2- 5				
0- 4	0- 0	0- 0	HOME	0- 1	0- 1	0- 2				
2- 5	0- 0	0- 1	AWAY	0- 0	0- 2	2- 2				
0- 1	0- 0	0- 0	NEUTRAL	0- 0	0- 0	0- 1				
1- 8	0- 1	0- 1	CONFERENCE	0- 4	0- 1	1- 1				
1- 4	0- 1	0- 0	HOME	0- 1	0- 1	1- 1				
0- 4	0- 0	0- 1	AWAY	0- 3	0- 0	0- 0				
0- 0	0- 0	0- 0	NEUTRAL	0- 0	0- 0	0- 0				

RPI 1-25				RPI 26-50				RPI 51-100				RPI 101+				Team's RPI: 279	
RPI	S	Opponent	Score	RPI	S	Opponent	Score	RPI	S	Opponent	Score	RPI	S	Opponent	Score		
9	H	Missouri St.	55 76	28	A	Drake	65 105	51	A	UNI	43 73	108	A	Pacific	66 83		
				48	A	Colorado	46 59	53	A	Bradley	75 91	116	A	Kansas	72 84		
								71	A	Illinois St.	69 83	117	H	Loyola Chicago	51 58		
								80	H	Southern Ill.	55 78	138	H	Southeast Mo. St.	58 68		
								90	H	Saint Louis	53 55	159	H	Valparaiso	56 75		
												206	A	Murray St.	62 70		
												209	H	Northern Ky.	68 70		
												215	A	Western Ill.	72 83		
												228	A	Eastern Ill.	59 57		
												258	H	Marshall	60 72		
												271	N	CSUN	59 67		
												324	H	Evansville	68 58		
												335	A	UIC	61 40		
LAST 10 Division I																	
324	H	Evansville	68 58	117	H	Loyola Chicago	51 58										
80	H	Southern Ill.	55 78	159	H	Valparaiso	56 75										
9	H	Missouri St.	55 76	53	A	Bradley	75 91										
51	A	UNI	43 73	71	A	Illinois St.	69 83										
28	A	Drake	65 105	90	H	Saint Louis	53 55										

Non-Div I Games:

Indiana St.

Average RPI Win: <b>259</b>	WON-LOST	WINNING	LAST 10	STRENGTH OF	OPP. STRENGTH	TEAM	ADJ.	CONF.	ADJ CONF.
Average RPI Loss: <b>135</b>	RECORD	PCT. RANK	GAMES	SCHEDULE	OF SCHEDULE	RPI	RPI	RPI	RPI
DIV. I ONLY	<b>4- 13</b>	<b>304</b>	<b>3-7</b>	<b>68</b>	<b>262</b>	<b>238</b>	<b>238</b>	<b>24</b>	<b>24</b>
DIV. I NON-CONF.	<b>1- 8</b>	<b>322</b>	<b>0-2</b>	<b>15</b>	<b>215</b>	<b>206</b>	<b>206</b>	<b>25</b>	<b>25</b>
TOTALS	RPI 1-25	RPI 26-50	W-L RECORDS	RPI 51-100	RPI 101-150	RPI 150+			
4- 13	0- 1	0- 0	OVERALL	0- 4	0- 3	4- 5			
1- 7	0- 0	0- 0	HOME	0- 3	0- 1	1- 3			
3- 4	0- 1	0- 0	AWAY	0- 1	0- 1	3- 1			
0- 2	0- 0	0- 0	NEUTRAL	0- 0	0- 1	0- 1			
1- 8	0- 1	0- 0	NON-CONFERENCE	0- 3	0- 3	1- 1			
0- 3	0- 0	0- 0	HOME	0- 2	0- 1	0- 0			
1- 3	0- 1	0- 0	AWAY	0- 1	0- 1	1- 0			
0- 2	0- 0	0- 0	NEUTRAL	0- 0	0- 1	0- 1			
3- 5	0- 0	0- 0	CONFERENCE	0- 1	0- 0	3- 4			
1- 4	0- 0	0- 0	HOME	0- 1	0- 0	1- 3			
2- 1	0- 0	0- 0	AWAY	0- 0	0- 0	2- 1			
0- 0	0- 0	0- 0	NEUTRAL	0- 0	0- 0	0- 0			

RPI 1-25				RPI 26-50				RPI 51-100				RPI 101+ Team's RPI: 238			
RPI	S	Opponent	Score	RPI	S	Opponent	Score	RPI	S	Opponent	Score	RPI	S	Opponent	Score
17	A	Central Mich.	50 <b>70</b>					77	H	Seton Hall	37 <b>89</b>	102	A	Penn	42 <b>74</b>
								84	A	Stony Brook	40 <b>59</b>	127	H	Massachusetts	51 <b>65</b>
								85	H	Rider	37 <b>81</b>	132	N	Washington	34 <b>65</b>
								98	H	Duquesne	74 <b>76</b>	165	A	Quinnipiac	75 71
												165	H	Quinnipiac	63 <b>67</b>
												193	N	Towson	58 <b>75</b>
												207	H	Fairfield	40 <b>52</b>
												217	A	Manhattan	32 <b>54</b>
												249	H	Niagara	57 <b>63</b>
												257	A	Winthrop	68 61
												278	A	Monmouth	36 33
												336	H	Saint Peter's	69 59
LAST 10 Division I															
165	H	Quinnipiac	63 <b>67</b>	278	A	Monmouth	36 33								
217	A	Manhattan	32 <b>54</b>	85	H	Rider	37 <b>81</b>								
336	H	Saint Peter's	69 59	165	A	Quinnipiac	75 71								
207	H	Fairfield	40 <b>52</b>	127	H	Massachusetts	51 <b>65</b>								
249	H	Niagara	57 <b>63</b>	77	H	Seton Hall	37 <b>89</b>								

Non-Div I Games:

Iona

Average RPI Win:	107	WON-LOST	WINNING	LAST 10	STRENGTH OF	OPP. STRENGTH	TEAM	ADJ.	CONF.	ADJ CONF.
Average RPI Loss:	74	RECORD	PCT. RANK	GAMES	SCHEDULE	OF SCHEDULE	RPI	RPI	RPI	RPI
DIV. I ONLY	18- 4	24	9-1	21	18	12	12	2	2	
DIV. I NON-CONF.	9- 2	38	0	57	71	19	19	2	2	
TOTALS	RPI 1-25	RPI 26-50	W-L RECORDS	RPI 51-100	RPI 101-150	RPI 150+				
18- 4	4- 0	2- 1	OVERALL	4- 2	1- 1	7- 0				
11- 0	3- 0	2- 0	HOME	1- 0	0- 0	5- 0				
5- 3	1- 0	0- 1	AWAY	2- 2	1- 0	1- 0				
2- 1	0- 0	0- 0	NEUTRAL	1- 0	0- 1	1- 0				
9- 2	1- 0	1- 0	NON-CONFERENCE	2- 1	0- 1	5- 0				
6- 0	1- 0	1- 0	HOME	0- 0	0- 0	4- 0				
1- 1	0- 0	0- 0	AWAY	1- 1	0- 0	0- 0				
2- 1	0- 0	0- 0	NEUTRAL	1- 0	0- 1	1- 0				
9- 2	3- 0	1- 1	CONFERENCE	2- 1	1- 0	2- 0				
5- 0	2- 0	1- 0	HOME	1- 0	0- 0	1- 0				
4- 2	1- 0	0- 1	AWAY	1- 1	1- 0	1- 0				
0- 0	0- 0	0- 0	NEUTRAL	0- 0	0- 0	0- 0				

RPI	S	Opponent	Score	RPI	S	Opponent	Score	RPI	S	Opponent	Score	RPI	S	Opponent	Score
8	H	Maryland	66 61	27	H	Ohio St.	77 68	51	A	UNI	66 88	112	A	Wisconsin	85 78
13	H	Indiana	91 85	28	H	Drake	79 67	55	A	Minnesota	76 75	132	N	Washington	63 70
16	A	Northwestern	77 51	40	A	Michigan	63 78	56	A	Iowa St.	75 69	162	H	Illinois	108 72
19	H	Princeton	77 75					73	A	Nebraska	69 78	174	H	North Ala.	86 81
								89	N	Cincinnati	69 61	176	H	Clemson	74 60
								100	H	Michigan St.	74 57	180	H	Fla. Atlantic	85 53
												190	A	Penn St.	77 66
												193	N	Towson	100 72
												322	H	N.C. Central	102 50
LAST 10 Division I															
40	A	Michigan	63 78	55	A	Minnesota	76 75	13	H	Indiana	91 85				
190	A	Penn St.	77 66	8	H	Maryland	66 61	16	A	Northwestern	77 51				
100	H	Michigan St.	74 57	162	H	Illinois	108 72								
27	H	Ohio St.	77 68												
112	A	Wisconsin	85 78												

Non-Div I Games:

Iowa

Average RPI Win:	167	WON-LOST	WINNING	LAST 10	STRENGTH OF	OPP. STRENGTH	TEAM	ADJ.	CONF.	ADJ CONF.
Average RPI Loss:	29	RECORD	PCT. RANK	GAMES	SCHEDULE	OF SCHEDULE	RPI	RPI	RPI	RPI
DIV. I ONLY	12- 8	110	5-5	23	67	56	56	3	3	
DIV. I NON-CONF.	8- 3	68	1-0	91	174	81	81	4	4	
TOTALS	RPI 1-25	RPI 26-50	W-L RECORDS	RPI 51-100	RPI 101-150	RPI 150+				
12- 8	0- 3	1- 4	OVERALL	1- 1	4- 0	6- 0				
8- 4	0- 2	0- 1	HOME	0- 1	3- 0	5- 0				
4- 4	0- 1	1- 3	AWAY	1- 0	1- 0	1- 0				
0- 0	0- 0	0- 0	NEUTRAL	0- 0	0- 0	0- 0				
8- 3	0- 1	0- 1	NON-CONFERENCE	1- 1	1- 0	6- 0				
6- 2	0- 1	0- 0	HOME	0- 1	1- 0	5- 0				
2- 1	0- 0	0- 1	AWAY	1- 0	0- 0	1- 0				
0- 0	0- 0	0- 0	NEUTRAL	0- 0	0- 0	0- 0				
4- 5	0- 2	1- 3	CONFERENCE	0- 0	3- 0	0- 0				
2- 2	0- 1	0- 1	HOME	0- 0	2- 0	0- 0				
2- 3	0- 1	1- 2	AWAY	0- 0	1- 0	0- 0				
0- 0	0- 0	0- 0	NEUTRAL	0- 0	0- 0	0- 0				

RPI 1-25				RPI 26-50				RPI 51-100				RPI 101+			
RPI	S	Opponent	Score	RPI	S	Opponent	Score	RPI	S	Opponent	Score	RPI	S	Opponent	Score
7	A	Baylor	62 83	28	A	Drake	81 86	51	H	UNI	63 71	103	H	Texas Southern	79 59
12	H	Iowa	69 75	37	H	Texas	75 81	72	A	Alabama	75 66	116	H	Kansas	89 67
22	H	TCU	74 77	38	A	West Virginia	71 79					141	A	Texas Tech	96 66
				39	A	Oklahoma	72 81					142	H	Kansas St.	73 59
				49	A	Oklahoma St.	64 63					158	H	New Orleans	71 53
												174	H	North Ala.	80 72
												198	H	Wright St.	79 71
												245	H	Southern U.	69 36
												286	A	North Dakota St.	86 58
												318	H	Ark.-Pine Bluff	90 40
LAST 10 Division I															
38	A	West Virginia	71 79	22	H	TCU	74 77								
7	A	Baylor	62 83	39	A	Oklahoma	72 81								
116	H	Kansas	89 67	37	H	Texas	75 81								
142	H	Kansas St.	73 59	141	A	Texas Tech	96 66								
49	A	Oklahoma St.	64 63	174	H	North Ala.	80 72								

Non-Div I Games:

Iowa St.

Average RPI Win:	281	WON-LOST	WINNING	LAST 10	STRENGTH OF	OPP. STRENGTH	TEAM	ADJ.	CONF.	ADJ CONF.
Average RPI Loss:	98	RECORD	PCT. RANK	GAMES	SCHEDULE	OF SCHEDULE	RPI	RPI	RPI	RPI
DIV. I ONLY	11- 8	124	10-0	278	246	160	160	31	31	
DIV. I NON-CONF.	2- 8	295	1-0	73	47	205	205	31	31	
TOTALS	RPI 1-25	RPI 26-50	W-L RECORDS	RPI 51-100	RPI 101-150	RPI 150+				
11- 8	0- 2	0- 0	OVERALL	0- 3	1- 1	10- 2				
6- 1	0- 1	0- 0	HOME	0- 0	1- 0	5- 0				
5- 7	0- 1	0- 0	AWAY	0- 3	0- 1	5- 2				
0- 0	0- 0	0- 0	NEUTRAL	0- 0	0- 0	0- 0				
2- 8	0- 2	0- 0	NON-CONFERENCE	0- 3	0- 1	2- 2				
1- 1	0- 1	0- 0	HOME	0- 0	0- 0	1- 0				
1- 7	0- 1	0- 0	AWAY	0- 3	0- 1	1- 2				
0- 0	0- 0	0- 0	NEUTRAL	0- 0	0- 0	0- 0				
9- 0	0- 0	0- 0	CONFERENCE	0- 0	1- 0	8- 0				
5- 0	0- 0	0- 0	HOME	0- 0	1- 0	4- 0				
4- 0	0- 0	0- 0	AWAY	0- 0	0- 0	4- 0				
0- 0	0- 0	0- 0	NEUTRAL	0- 0	0- 0	0- 0				

RPI 1-25				RPI 26-50				RPI 51-100				RPI 101+ Team's RPI: 160			
RPI	S	Opponent	Score	RPI	S	Opponent	Score	RPI	S	Opponent	Score	RPI	S	Opponent	Score
13	A	Indiana	51 91					53	A	Bradley	69 78	103	H	Texas Southern	81 79
14	H	Mississippi St.	53 92					59	A	Miami (FL)	68 83	140	A	Tulane	46 82
								71	A	Illinois St.	55 77	152	H	Louisiana	65 54
												214	A	Central Ark.	54 57
												222	A	Southeastern La.	59 63
												245	A	Southern U.	72 51
												281	H	Alabama A&M	67 53
												296	H	Prairie View	53 49
												318	A	Ark.-Pine Bluff	56 44
												319	A	Alcorn	83 67
												332	H	Alabama St.	94 62
												342	A	Northwestern St.	66 49
												348	H	Grambling	61 46
												351	A	Mississippi Val.	90 61
LAST 10 Division I															
318	A	Ark.-Pine Bluff	56 44	245	A	Southern U.	72 51								
351	A	Mississippi Val.	90 61	319	A	Alcorn	83 67								
348	H	Grambling	61 46	281	H	Alabama A&M	67 53								
296	H	Prairie View	53 49	332	H	Alabama St.	94 62								
103	H	Texas Southern	81 79	152	H	Louisiana	65 54								

Non-Div I Games:

Jackson St.

■ Loss, 
 ■ Non-Conf, 
 ■ S Site, 
 ■ H Home 
 ■ A Away 
 N Neutral

# Jacksonville

Through Games Of Feb. 3, 2020

Average RPI Win: <b>283</b>	WON-LOST	WINNING	LAST 10	STRENGTH OF	OPP. STRENGTH	TEAM	ADJ.	CONF.	ADJ CONF.
Average RPI Loss: <b>97</b>	RECORD	PCT. RANK	GAMES	SCHEDULE	OF SCHEDULE	RPI	RPI	RPI	RPI
DIV. I ONLY	11- 9	140	6-4	239	247	182	182	16	16
DIV. I NON-CONF.	6- 5	151	1-0	285	294	212	212	16	16

TOTALS	RPI 1-25	RPI 26-50	W-L RECORDS	RPI 51-100	RPI 101-150	RPI 150+
11- 9	0- 2	0- 1	OVERALL	0- 2	0- 2	11- 2
6- 4	0- 1	0- 0	HOME	0- 1	0- 1	6- 1
5- 5	0- 1	0- 1	AWAY	0- 1	0- 1	5- 1
0- 0	0- 0	0- 0	NEUTRAL	0- 0	0- 0	0- 0
6- 5	0- 1	0- 1	NON-CONFERENCE	0- 1	0- 1	6- 1
3- 2	0- 0	0- 0	HOME	0- 0	0- 1	3- 1
3- 3	0- 1	0- 1	AWAY	0- 1	0- 0	3- 0
0- 0	0- 0	0- 0	NEUTRAL	0- 0	0- 0	0- 0
5- 4	0- 1	0- 0	CONFERENCE	0- 1	0- 1	5- 1
3- 2	0- 1	0- 0	HOME	0- 1	0- 0	3- 0
2- 2	0- 0	0- 0	AWAY	0- 0	0- 1	2- 1
0- 0	0- 0	0- 0	NEUTRAL	0- 0	0- 0	0- 0

RPI 1-25				RPI 26-50				RPI 51-100				RPI 101+ Team's RPI: 182			
RPI	S	Opponent	Score	RPI	S	Opponent	Score	RPI	S	Opponent	Score	RPI	S	Opponent	Score
23	A	Florida St.	41 <b>75</b>	48	A	Colorado	44 <b>66</b>	79	A	South Fla.	39 <b>70</b>	107	A	Liberty	76 <b>85</b>
25	H	FGCU	68 <b>81</b>					97	H	North Florida	64 <b>70</b>	147	H	Bethune-Cookman	52 <b>53</b>
												173	H	Norfolk St.	64 <b>71</b>
												174	A	North Ala.	65 <b>76</b>
												174	H	North Ala.	67 56
												225	A	Kennesaw St.	93 83
												226	H	Stetson	57 52
												263	A	Lipscomb	73 64
												282	H	FIU	77 52
												288	H	Nicholls St.	72 55
												307	A	Jacksonville St.	55 40
												330	H	NJIT	88 67
												331	A	Mercer	87 83
												338	H	USC Upstate	87 43
												347	A	Florida A&M	88 54
LAST 10 Division I															
25	H	FGCU	68 <b>81</b>	226	H	Stetson	57 52								
174	H	North Ala.	67 56	330	H	NJIT	88 67								
263	A	Lipscomb	73 64	107	A	Liberty	76 <b>85</b>								
225	A	Kennesaw St.	93 83	174	A	North Ala.	65 <b>76</b>								
97	H	North Florida	64 <b>70</b>	331	A	Mercer	87 83								

Non-Div I Games: Thomas (GA) 94 36 Johnson (FL) 114 35

Jacksonville

Loss, Non-Conf, S Site, H Home A Away N Neutral



Average RPI Win:	263	WON-LOST	WINNING	LAST 10	STRENGTH OF	OPP. STRENGTH	TEAM	ADJ.	CONF.	ADJ CONF.
Average RPI Loss:	201	RECORD	PCT. RANK	GAMES	SCHEDULE	OF SCHEDULE	RPI	RPI	RPI	RPI
DIV. I ONLY	8- 11	227	6-4	344	216	307	307	19	19	
DIV. I NON-CONF.	2- 7	288	0	317	247	337	337	22	22	
TOTALS	RPI 1-25	RPI 26-50	W-L RECORDS	RPI 51-100	RPI 101-150	RPI 150+				
8- 11	0- 0	0- 0	OVERALL	1- 2	0- 1	7- 8				
6- 3	0- 0	0- 0	HOME	1- 0	0- 0	5- 3				
2- 6	0- 0	0- 0	AWAY	0- 2	0- 1	2- 3				
0- 2	0- 0	0- 0	NEUTRAL	0- 0	0- 0	0- 2				
2- 7	0- 0	0- 0	NON-CONFERENCE	0- 2	0- 1	2- 4				
2- 1	0- 0	0- 0	HOME	0- 0	0- 0	2- 1				
0- 4	0- 0	0- 0	AWAY	0- 2	0- 1	0- 1				
0- 2	0- 0	0- 0	NEUTRAL	0- 0	0- 0	0- 2				
6- 4	0- 0	0- 0	CONFERENCE	1- 0	0- 0	5- 4				
4- 2	0- 0	0- 0	HOME	1- 0	0- 0	3- 2				
2- 2	0- 0	0- 0	AWAY	0- 0	0- 0	2- 2				
0- 0	0- 0	0- 0	NEUTRAL	0- 0	0- 0	0- 0				

RPI 1-25			RPI 26-50			RPI 51-100			RPI 101+			Team's RPI: 307
RPI	S	Opponent	Score	RPI	S	Opponent	Score	RPI	S	Opponent	Score	
						63 H Belmont	60 41	121 A Auburn		53 62		
						64 A Troy	64 94	182 H Jacksonville		40 55		
						99 A Vanderbilt	66 88	196 H Austin Peay		57 63		
								206 H Murray St.		68 51		
								209 N Northern Ky.		63 66		
								228 A Eastern Ill.		52 55		
								252 A Morehead St.		48 67		
								252 H Morehead St.		55 69		
								263 H Lipscomb		65 63		
								277 A Eastern Ky.		43 33		
								277 H Eastern Ky.		68 54		
								280 N Oakland		55 61		
								328 A SIUE		53 44		
								332 A Alabama St.		63 68		
								340 H Tennessee St.		70 48		
								347 H Florida A&M		72 67		
LAST 10 Division I												
						63 H Belmont	60 41	228 A Eastern Ill.		52 55		
						340 H Tennessee St.	70 48	196 H Austin Peay		57 63		
						252 H Morehead St.	55 69	206 H Murray St.		68 51		
						277 H Eastern Ky.	68 54	277 A Eastern Ky.		43 33		
						328 A SIUE	53 44	252 A Morehead St.		48 67		

Non-Div I Games: Clark Atlanta 75 46 Fort Valley St. 87 65

Jacksonville St.

Loss, Non-Conf, S Site, H Home A Away N Neutral

Average RPI Win:	176	WON-LOST	WINNING	LAST 10	STRENGTH OF	OPP. STRENGTH	TEAM	ADJ.	CONF.	ADJ CONF.
Average RPI Loss:	76	RECORD	PCT. RANK	GAMES	SCHEDULE	OF SCHEDULE	RPI	RPI	RPI	RPI
DIV. I ONLY	16- 4	31	8-2	145	85	44	44	14	14	
DIV. I NON-CONF.	9- 2	38	1-0	106	13	35	35	13	13	
TOTALS	RPI 1-25	RPI 26-50	W-L RECORDS	RPI 51-100	RPI 101-150	RPI 150+				
16- 4	0- 1	1- 1	OVERALL	2- 1	5- 0	8- 1				
9- 1	0- 1	1- 0	HOME	0- 0	4- 0	4- 0				
6- 3	0- 0	0- 1	AWAY	1- 1	1- 0	4- 1				
1- 0	0- 0	0- 0	NEUTRAL	1- 0	0- 0	0- 0				
9- 2	0- 1	1- 1	NON-CONFERENCE	2- 0	3- 0	3- 0				
5- 1	0- 1	1- 0	HOME	0- 0	2- 0	2- 0				
3- 1	0- 0	0- 1	AWAY	1- 0	1- 0	1- 0				
1- 0	0- 0	0- 0	NEUTRAL	1- 0	0- 0	0- 0				
7- 2	0- 0	0- 0	CONFERENCE	0- 1	2- 0	5- 1				
4- 0	0- 0	0- 0	HOME	0- 0	2- 0	2- 0				
3- 2	0- 0	0- 0	AWAY	0- 1	0- 0	3- 1				
0- 0	0- 0	0- 0	NEUTRAL	0- 0	0- 0	0- 0				

RPI 1-25				RPI 26-50				RPI 51-100				RPI 101+			
RPI	S	Opponent	Score	RPI	S	Opponent	Score	RPI	S	Opponent	Score	RPI	S	Opponent	Score
8	H	Maryland	68 70	45	A	Virginia	49 55	57	A	Drexel	48 70	107	H	Liberty	76 53
				50	H	St. John's (NY)	76 73	62	N	UCF	46 43	129	H	Northeastern	67 54
								88	A	Villanova	56 52	144	H	William & Mary	84 70
												145	A	George Washington	69 50
												150	H	Robert Morris	59 32
												153	H	Elon	61 48
												193	A	Towson	75 76
												211	A	Delaware	60 39
												241	A	Georgetown	66 59
												247	A	Col. of Charleston	87 53
												255	A	UNCW	66 58
												261	H	Delaware St.	83 64
												264	H	Longwood	93 53
												311	H	Hofstra	92 50
LAST 10 Division I															
				57	A	Drexel	48 70	255	A	UNCW	66 58				
				211	A	Delaware	60 39	193	A	Towson	75 76				
				129	H	Northeastern	67 54	153	H	Elon	61 48				
				311	H	Hofstra	92 50	144	H	William & Mary	84 70				
				247	A	Col. of Charleston	87 53	150	H	Robert Morris	59 32				

Non-Div I Games:

James Madison

■ Loss, 
■ Non-Conf, S Site, 
■ Home 
■ Away 
N Neutral

Kansas

Through Games Of Feb. 3, 2020

Average RPI Win:	213	WON-LOST	WINNING	LAST 10	STRENGTH OF	OPP. STRENGTH	TEAM	ADJ.	CONF.	ADJ CONF.
Average RPI Loss:	49	RECORD	PCT. RANK	GAMES	SCHEDULE	OF SCHEDULE	RPI	RPI	RPI	RPI
DIV. I ONLY	12- 8	110	2-8	115	63	116	116	3	3	
DIV. I NON-CONF.	11- 0	1	1-0	301	196	57	57	4	4	
TOTALS	RPI 1-25	RPI 26-50	W-L RECORDS	RPI 51-100	RPI 101-150	RPI 150+				
12- 8	0- 2	0- 4	OVERALL	1- 1	2- 1	9- 0				
9- 4	0- 1	0- 2	HOME	0- 0	2- 1	7- 0				
2- 4	0- 1	0- 2	AWAY	1- 1	0- 0	1- 0				
1- 0	0- 0	0- 0	NEUTRAL	0- 0	0- 0	1- 0				
11- 0	0- 0	0- 0	NON-CONFERENCE	1- 0	1- 0	9- 0				
8- 0	0- 0	0- 0	HOME	0- 0	1- 0	7- 0				
2- 0	0- 0	0- 0	AWAY	1- 0	0- 0	1- 0				
1- 0	0- 0	0- 0	NEUTRAL	0- 0	0- 0	1- 0				
1- 8	0- 2	0- 4	CONFERENCE	0- 1	1- 1	0- 0				
1- 4	0- 1	0- 2	HOME	0- 0	1- 1	0- 0				
0- 4	0- 1	0- 2	AWAY	0- 1	0- 0	0- 0				
0- 0	0- 0	0- 0	NEUTRAL	0- 0	0- 0	0- 0				

RPI S	Opponent	Score	RPI S	Opponent	Score	RPI S	Opponent	Score	RPI S	Opponent	Score	Team's RPI: 116
7	H Baylor	47 90	37	A Texas	77 85	56	A Iowa St.	67 89	118	H Florida	76 66	
22	A TCU	59 73	38	H West Virginia	49 68	90	A Saint Louis	68 60	141	H Texas Tech	67 50	
			39	H Oklahoma	82 94				142	H Kansas St.	61 69	
			49	A Oklahoma St.	49 67				172	H Saint Mary's (CA)	86 81	
									180	A Fla. Atlantic	90 60	
									198	N Wright St.	74 63	
									201	H UMass Lowell	79 44	
									269	H Wofford	83 64	
									275	H Texas St.	68 48	
									279	H Indiana St.	84 72	
									294	H Omaha	63 48	
									335	H UIC	91 50	
LAST 10 Division I												
39	H Oklahoma	82 94	7	H Baylor	47 90							
142	H Kansas St.	61 69	22	A TCU	59 73							
56	A Iowa St.	67 89	38	H West Virginia	49 68							
37	A Texas	77 85	49	A Oklahoma St.	49 67							
141	H Texas Tech	67 50	269	H Wofford	83 64							

Non-Div I Games:

Kansas

Loss, Non-Conf, S Site, H Home A Away N Neutral

Average RPI Win:	226	WON-LOST	WINNING	LAST 10	STRENGTH OF	OPP. STRENGTH	TEAM	ADJ.	CONF.	ADJ CONF.
Average RPI Loss:	63	RECORD	PCT. RANK	GAMES	SCHEDULE	OF SCHEDULE	RPI	RPI	RPI	RPI
DIV. I ONLY	9- 10	194	4-6	76	72	142	142	3	3	
DIV. I NON-CONF.	6- 5	151	1-1	227	201	197	197	4	4	
TOTALS	RPI 1-25	RPI 26-50	W-L RECORDS	RPI 51-100	RPI 101-150	RPI 150+				
9- 10	0- 2	1- 4	OVERALL	0- 2	2- 1	6- 1				
6- 4	0- 0	1- 3	HOME	0- 0	0- 1	5- 0				
3- 4	0- 2	0- 1	AWAY	0- 1	2- 0	1- 0				
0- 2	0- 0	0- 0	NEUTRAL	0- 1	0- 0	0- 1				
6- 5	0- 1	0- 1	NON-CONFERENCE	0- 1	0- 1	6- 1				
5- 1	0- 0	0- 0	HOME	0- 0	0- 1	5- 0				
1- 2	0- 1	0- 1	AWAY	0- 0	0- 0	1- 0				
0- 2	0- 0	0- 0	NEUTRAL	0- 1	0- 0	0- 1				
3- 5	0- 1	1- 3	CONFERENCE	0- 1	2- 0	0- 0				
1- 3	0- 0	1- 3	HOME	0- 0	0- 0	0- 0				
2- 2	0- 1	0- 0	AWAY	0- 1	2- 0	0- 0				
0- 0	0- 0	0- 0	NEUTRAL	0- 0	0- 0	0- 0				

RPI 1-25				RPI 26-50				RPI 51-100				RPI 101+ Team's RPI: 142			
RPI	S	Opponent	Score	RPI	S	Opponent	Score	RPI	S	Opponent	Score	RPI	S	Opponent	Score
1	A	Oregon	51 89	37	H	Texas	63 71	56	A	Iowa St.	59 73	109	H	UT Arlington	53 57
22	A	TCU	61 65	38	H	West Virginia	63 74	100	N	Michigan St.	60 65	116	A	Kansas	69 61
				39	H	Oklahoma	92 74					141	A	Texas Tech	76 72
				41	A	Arkansas	72 81					179	N	Memphis	68 72
				49	H	Oklahoma St.	63 70					248	A	UMKC	74 67
												253	H	Oral Roberts	109 69
												294	H	Omaha	73 48
												301	H	UTRGV	79 66
												304	H	Incarnate Word	85 41
												335	H	UIC	84 40
LAST 10 Division I															
22	A	TCU	61 65	49	H	Oklahoma St.	63 70								
116	A	Kansas	69 61	141	A	Texas Tech	76 72								
39	H	Oklahoma	92 74	38	H	West Virginia	63 74								
56	A	Iowa St.	59 73	301	H	UTRGV	79 66								
37	H	Texas	63 71	1	A	Oregon	51 89								

Non-Div I Games:

Kansas St.

■ Loss, 
■ Non-Conf, 
■ S Site, 
■ H Home 
■ A Away 
N Neutral

Kennesaw St.

Through Games Of Feb. 3, 2020

Average RPI Win:	262	WON-LOST	WINNING	LAST 10	STRENGTH OF	OPP. STRENGTH	TEAM	ADJ.	CONF.	ADJ CONF.
Average RPI Loss:	129	RECORD	PCT. RANK	GAMES	SCHEDULE	OF SCHEDULE	RPI	RPI	RPI	RPI
DIV. I ONLY	8- 11	227	3-7	250	179	225	225	16	16	
DIV. I NON-CONF.	5- 5	164	0-1	286	238	203	203	16	16	
TOTALS	RPI 1-25	RPI 26-50	W-L RECORDS	RPI 51-100	RPI 101-150	RPI 150+				
8- 11	0- 1	0- 0	OVERALL	0- 5	1- 2	7- 3				
3- 4	0- 0	0- 0	HOME	0- 2	1- 0	2- 2				
4- 7	0- 1	0- 0	AWAY	0- 3	0- 2	4- 1				
1- 0	0- 0	0- 0	NEUTRAL	0- 0	0- 0	1- 0				
5- 5	0- 0	0- 0	NON-CONFERENCE	0- 3	1- 1	4- 1				
2- 1	0- 0	0- 0	HOME	0- 1	1- 0	1- 0				
2- 4	0- 0	0- 0	AWAY	0- 2	0- 1	2- 1				
1- 0	0- 0	0- 0	NEUTRAL	0- 0	0- 0	1- 0				
3- 6	0- 1	0- 0	CONFERENCE	0- 2	0- 1	3- 2				
1- 3	0- 0	0- 0	HOME	0- 1	0- 0	1- 2				
2- 3	0- 1	0- 0	AWAY	0- 1	0- 1	2- 0				
0- 0	0- 0	0- 0	NEUTRAL	0- 0	0- 0	0- 0				

RPI	S	Opponent	Score	RPI	S	Opponent	Score	RPI	S	Opponent	Score	RPI	S	Opponent	Score	Team's RPI: 225
25	A	FGCU	63 80					75	A	Georgia	65 80	107	A	Liberty	66 76	
								87	H	Georgia Tech	47 63	133	A	Campbell	51 63	
								97	A	North Florida	33 57	146	H	Samford	60 55	
								97	H	North Florida	55 64	174	H	North Ala.	59 56	
								98	A	Duquesne	72 75	182	H	Jacksonville	83 93	
												226	H	Stetson	61 67	
												255	A	UNCW	58 56	
												263	A	Lipscomb	74 66	
												292	A	Navy	62 82	
												295	A	Ga. Southern	95 69	
												302	N	UMBC	59 44	
												330	A	NJIT	77 64	
												331	H	Mercer	92 64	
LAST 10 Division I																
				107	A	Liberty	66 76					330	A	NJIT	77 64	
				97	A	North Florida	33 57					263	A	Lipscomb	74 66	
				174	H	North Ala.	59 56					97	H	North Florida	55 64	
				182	H	Jacksonville	83 93					226	H	Stetson	61 67	
				25	A	FGCU	63 80					98	A	Duquesne	72 75	

Non-Div I Games: Middle Ga. St. 88 49

Kennesaw St.

Loss, Non-Conf, S Site, H Home A Away N Neutral

Average RPI Win: <b>197</b>	WON-LOST	WINNING	LAST 10	STRENGTH OF	OPP. STRENGTH	TEAM	ADJ.	CONF.	ADJ CONF.
Average RPI Loss: <b>83</b>	RECORD	PCT. RANK	GAMES	SCHEDULE	OF SCHEDULE	RPI	RPI	RPI	RPI
DIV. I ONLY	10- 8	136	5-5	106	113	113	113	10	10
DIV. I NON-CONF.	6- 4	123	1-1	122	117	102	102	10	10
TOTALS	RPI 1-25	RPI 26-50	W-L RECORDS	RPI 51-100	RPI 101-150	RPI 150+			
10- 8	0- 0	0- 3	OVERALL	2- 3	1- 0	7- 2			
4- 3	0- 0	0- 1	HOME	1- 1	1- 0	2- 1			
4- 3	0- 0	0- 1	AWAY	1- 1	0- 0	3- 1			
2- 2	0- 0	0- 1	NEUTRAL	0- 1	0- 0	2- 0			
6- 4	0- 0	0- 3	NON-CONFERENCE	1- 1	1- 0	4- 0			
2- 1	0- 0	0- 1	HOME	0- 0	1- 0	1- 0			
2- 1	0- 0	0- 1	AWAY	1- 0	0- 0	1- 0			
2- 2	0- 0	0- 1	NEUTRAL	0- 1	0- 0	2- 0			
4- 4	0- 0	0- 0	CONFERENCE	1- 2	0- 0	3- 2			
2- 2	0- 0	0- 0	HOME	1- 1	0- 0	1- 1			
2- 2	0- 0	0- 0	AWAY	0- 1	0- 0	2- 1			
0- 0	0- 0	0- 0	NEUTRAL	0- 0	0- 0	0- 0			

RPI S	Opponent	Score	RPI S	Opponent	Score	RPI S	Opponent	Score	RPI S	Opponent	Score	Team's RPI: 113
27	H Ohio St.	65 <b>75</b>	64	N Troy	64 <b>71</b>	150	H Robert Morris	82 81				
33	A Purdue	64 <b>77</b>	76	A Ball St.	62 <b>66</b>	156	H Western Mich.	75 63				
40	N Michigan	53 <b>88</b>	76	H Ball St.	69 68	167	H Eastern Mich.	69 <b>74</b>				
			91	H Buffalo	44 <b>57</b>	169	A Toledo	60 <b>69</b>				
			98	A Duquesne	77 75	171	A Miami (OH)	78 75				
						185	A Northern Ill.	79 71				
						227	A Youngstown St.	82 73				
						291	H St. Bonaventure	81 58				
						295	N Ga. Southern	62 48				
						320	N Purdue Fort Wayne	75 67				
LAST 10 Division I												
169	A Toledo	60 <b>69</b>	156	H Western Mich.	75 63							
76	H Ball St.	69 68	167	H Eastern Mich.	69 <b>74</b>							
91	H Buffalo	44 <b>57</b>	76	A Ball St.	62 <b>66</b>							
171	A Miami (OH)	78 75	64	N Troy	64 <b>71</b>							
185	A Northern Ill.	79 71	295	N Ga. Southern	62 48							

Non-Div I Games: Hiram 92 36

Kent St.

## Kentucky

Through Games Of Feb. 3, 2020

Average RPI Win: 145		WON-LOST	WINNING	LAST 10	STRENGTH OF	OPP. STRENGTH	TEAM	ADJ.	CONF.	ADJ CONF.
Average RPI Loss: 36		RECORD	PCT. RANK	GAMES	SCHEDULE	OF SCHEDULE	RPI	RPI	RPI	RPI
DIV. I ONLY		17- 4	30	7-3	56	36	24	24	4	4
DIV. I NON-CONF.		11- 1	13	1-0	151	83	39	39	5	5
TOTALS		RPI 1-25	RPI 26-50		W-L RECORDS		RPI 51-100	RPI 101-150		RPI 150+
17- 4	1- 3	2- 0		OVERALL		3- 0	5- 1		6- 0	
11- 2	1- 1	1- 0		HOME		1- 0	2- 1		6- 0	
6- 2	0- 2	1- 0		AWAY		2- 0	3- 0		0- 0	
0- 0	0- 0	0- 0		NEUTRAL		0- 0	0- 0		0- 0	
11- 1	0- 1	1- 0		NON-CONFERENCE		2- 0	2- 0		6- 0	
8- 1	0- 1	0- 0		HOME		1- 0	1- 0		6- 0	
3- 0	0- 0	1- 0		AWAY		1- 0	1- 0		0- 0	
0- 0	0- 0	0- 0		NEUTRAL		0- 0	0- 0		0- 0	
6- 3	1- 2	1- 0		CONFERENCE		1- 0	3- 1		0- 0	
3- 1	1- 0	1- 0		HOME		0- 0	1- 1		0- 0	
3- 2	0- 2	0- 0		AWAY		1- 0	2- 0		0- 0	
0- 0	0- 0	0- 0		NEUTRAL		0- 0	0- 0		0- 0	

RPI	S	Opponent	Score	RPI	S	Opponent	Score	RPI	S	Opponent	Score	RPI	S	Opponent	Score
2	A	South Carolina	72 99	43	H	Tennessee	80 76	60	A	Middle Tenn.	67 52	118	A	Florida	65 45
3	H	Louisville	66 67	45	A	Virginia	50 47	66	H	Charlotte	86 39	118	H	Florida	62 70
18	H	Texas A&M	76 54					72	A	Alabama	81 71	121	H	Auburn	68 61
21	A	LSU	59 65									128	A	California	63 61
												146	H	Samford	79 49
												148	A	Missouri	62 47
												196	H	Austin Peay	81 52
												213	H	Mt. St. Mary's	67 44
												226	H	Stetson	67 48
												252	H	Morehead St.	79 54
												257	H	Winthrop	91 36
												348	H	Grambling	81 35
LAST 10 Division I															
118	H	Florida	62 70	118	A	Florida	65 45								
148	A	Missouri	62 47	72	A	Alabama	81 71								
121	H	Auburn	68 61	43	H	Tennessee	80 76								
21	A	LSU	59 65	2	A	South Carolina	72 99								
18	H	Texas A&M	76 54	128	A	California	63 61								

Non-Div I Games:

Kentucky

■ Loss, 
■ Non-Conf, S Site, 
■ Home 
■ Away 
N Neutral

Average RPI Win:	287	WON-LOST	WINNING	LAST 10	STRENGTH OF	OPP. STRENGTH	TEAM	ADJ.	CONF.	ADJ CONF.
Average RPI Loss:	235	RECORD	PCT. RANK	GAMES	SCHEDULE	OF SCHEDULE	RPI	RPI	RPI	RPI
DIV. I ONLY	5- 15	295	4-6	309	349	334	334	29	29	
DIV. I NON-CONF.	1- 10	329	0-1	253	348	342	342	29	29	
TOTALS	RPI 1-25	RPI 26-50	W-L RECORDS	RPI 51-100	RPI 101-150	RPI 150+				
5- 15	0- 0	0- 0	OVERALL	0- 1	0- 1	5- 13				
4- 7	0- 0	0- 0	HOME	0- 1	0- 1	4- 5				
1- 8	0- 0	0- 0	AWAY	0- 0	0- 0	1- 8				
0- 0	0- 0	0- 0	NEUTRAL	0- 0	0- 0	0- 0				
1- 10	0- 0	0- 0	NON-CONFERENCE	0- 1	0- 0	1- 9				
1- 6	0- 0	0- 0	HOME	0- 1	0- 0	1- 5				
0- 4	0- 0	0- 0	AWAY	0- 0	0- 0	0- 4				
0- 0	0- 0	0- 0	NEUTRAL	0- 0	0- 0	0- 0				
4- 5	0- 0	0- 0	CONFERENCE	0- 0	0- 1	4- 4				
3- 1	0- 0	0- 0	HOME	0- 0	0- 1	3- 0				
1- 4	0- 0	0- 0	AWAY	0- 0	0- 0	1- 4				
0- 0	0- 0	0- 0	NEUTRAL	0- 0	0- 0	0- 0				

RPI 1-25			RPI 26-50			RPI 51-100			RPI 101+ Team's RPI: 334		
RPI	S	Opponent	Score	RPI	S	Opponent	Score	RPI	S	Opponent	Score
						84 H Stony Brook	49 80	150 H Robert Morris		59 70	
								157 A Lafayette		60 65	
								178 A Rhode Island		56 79	
								195 H Cleveland St.		49 79	
								201 A UMass Lowell		56 65	
								205 A Merrimack		68 60	
								207 H Fairfield		51 53	
								213 A Mt. St. Mary's		57 75	
								254 H Saint Francis (PA)		71 53	
								283 A Wagner		61 63	
								285 A Army West Point		60 67	
								290 H Vermont		62 73	
								305 A St. Francis Brooklyn		63 88	
								311 H Hofstra		85 46	
								314 A Bryant		53 57	
								322 H N.C. Central		59 61	
								323 H Fairleigh Dickinson		68 63	
								336 H Saint Peter's		74 89	
								344 H Central Conn. St.		63 61	
LAST 10 Division I											
205 A Merrimack			68 60	344 H Central Conn. St.			63 61				
254 H Saint Francis (PA)			71 53	323 H Fairleigh Dickinson			68 63				
150 H Robert Morris			59 70	305 A St. Francis Brooklyn			63 88				
283 A Wagner			61 63	213 A Mt. St. Mary's			57 75				
314 A Bryant			53 57	322 H N.C. Central			59 61				

Non-Div I Games:

LIU Brooklyn

■ Loss, 
 ■ Non-Conf, 
 S Site, 
 ■ Home 
 ■ Away 
 N Neutral



Average RPI Win:	213	WON-LOST	WINNING	LAST 10	STRENGTH OF	OPP. STRENGTH	TEAM	ADJ.	CONF.	ADJ CONF.
Average RPI Loss:	144	RECORD	PCT. RANK	GAMES	SCHEDULE	OF SCHEDULE	RPI	RPI	RPI	RPI
DIV. I ONLY	6- 17	294	3-7	154	124	262	262	11	11	
DIV. I NON-CONF.	3- 9	279	0	212	199	282	282	11	11	
TOTALS	RPI 1-25	RPI 26-50	W-L RECORDS	RPI 51-100	RPI 101-150	RPI 150+				
6- 17	0- 2	0- 1	OVERALL	0- 2	0- 4	6- 8				
3- 8	0- 0	0- 1	HOME	0- 1	0- 2	3- 4				
3- 7	0- 2	0- 0	AWAY	0- 0	0- 1	3- 4				
0- 2	0- 0	0- 0	NEUTRAL	0- 1	0- 1	0- 0				
3- 9	0- 1	0- 1	NON-CONFERENCE	0- 1	0- 1	3- 5				
1- 4	0- 0	0- 1	HOME	0- 0	0- 0	1- 3				
2- 3	0- 1	0- 0	AWAY	0- 0	0- 0	2- 2				
0- 2	0- 0	0- 0	NEUTRAL	0- 1	0- 1	0- 0				
3- 8	0- 1	0- 0	CONFERENCE	0- 1	0- 3	3- 3				
2- 4	0- 0	0- 0	HOME	0- 1	0- 2	2- 1				
1- 4	0- 1	0- 0	AWAY	0- 0	0- 1	1- 2				
0- 0	0- 0	0- 0	NEUTRAL	0- 0	0- 0	0- 0				

RPI 1-25				RPI 26-50				RPI 51-100				RPI 101+ Team's RPI: 262			
RPI	S	Opponent	Score	RPI	S	Opponent	Score	RPI	S	Opponent	Score	RPI	S	Opponent	Score
5	A	Gonzaga	52 78	36	H	Yale	65 81	65	H	BYU	44 59	108	A	Pacific	67 76
6	A	UCLA	52 74					76	N	Ball St.	72 77	108	H	Pacific	70 87
												124	H	San Diego	59 67
												131	N	Providence	45 48
												154	A	Portland	49 74
												172	A	Saint Mary's (CA)	70 86
												172	H	Saint Mary's (CA)	61 70
												181	H	Santa Clara	75 59
												192	H	Hawaii	65 51
												204	A	New Mexico	73 72
												218	A	Pepperdine	84 77
												223	H	San Francisco	76 69
												234	H	Cal St. Fullerton	74 79
												241	H	Georgetown	53 64
												244	A	Tulsa	56 75
												259	A	Long Beach St.	70 57
												271	H	CSUN	54 56
												297	A	UC Irvine	65 80
LAST 10 Division I															
108	H	Pacific	70 87	181	H	Santa Clara	75 59								
172	H	Saint Mary's (CA)	61 70	223	H	San Francisco	76 69								
5	A	Gonzaga	52 78	172	A	Saint Mary's (CA)	70 86								
154	A	Portland	49 74	108	A	Pacific	67 76								
218	A	Pepperdine	84 77	124	H	San Diego	59 67								

Non-Div I Games: Cal St. San B'dino 94 46

LMU (CA)

■ Loss, 
 ■ Non-Conf, 
 ■ S Site, 
 ■ H Home 
 ■ A Away 
 N Neutral

Average RPI Win:	138	WON-LOST	WINNING	LAST 10	STRENGTH OF	OPP. STRENGTH	TEAM	ADJ.	CONF.	ADJ CONF.
Average RPI Loss:	53	RECORD	PCT. RANK	GAMES	SCHEDULE	OF SCHEDULE	RPI	RPI	RPI	RPI
DIV. I ONLY	16- 5	41	7-3	33	45	21	21	4	4	
DIV. I NON-CONF.	10- 2	29	1-0	98	81	36	36	5	5	
TOTALS	RPI 1-25	RPI 26-50	W-L RECORDS	RPI 51-100	RPI 101-150	RPI 150+				
16- 5	4- 2	1- 2	OVERALL	2- 0	2- 1	7- 0				
9- 1	2- 1	1- 0	HOME	1- 0	0- 0	5- 0				
5- 4	2- 1	0- 2	AWAY	0- 0	2- 1	1- 0				
2- 0	0- 0	0- 0	NEUTRAL	1- 0	0- 0	1- 0				
10- 2	1- 1	1- 1	NON-CONFERENCE	1- 0	1- 0	6- 0				
5- 1	0- 1	1- 0	HOME	0- 0	0- 0	4- 0				
3- 1	1- 0	0- 1	AWAY	0- 0	1- 0	1- 0				
2- 0	0- 0	0- 0	NEUTRAL	1- 0	0- 0	1- 0				
6- 3	3- 1	0- 1	CONFERENCE	1- 0	1- 1	1- 0				
4- 0	2- 0	0- 0	HOME	1- 0	0- 0	1- 0				
2- 3	1- 1	0- 1	AWAY	0- 0	1- 1	0- 0				
0- 0	0- 0	0- 0	NEUTRAL	0- 0	0- 0	0- 0				

RPI 1-25				RPI 26-50				RPI 51-100				RPI 101+			
RPI	S	Opponent	Score	RPI	S	Opponent	Score	RPI	S	Opponent	Score	RPI	S	Opponent	Score
14	A	Mississippi St.	60 64	39	A	Oklahoma	68 90	72	H	Alabama	71 60	118	A	Florida	77 68
18	A	Texas A&M	57 54	43	A	Tennessee	58 63	100	N	Michigan St.	58 56	140	A	Tulane	59 54
18	H	Texas A&M	59 58	46	H	Rutgers	64 58					148	A	Missouri	65 69
23	H	Florida St.	62 70									158	H	New Orleans	83 49
24	H	Kentucky	65 59									177	A	Little Rock	65 50
25	A	FGCU	74 63									179	N	Memphis	89 58
												222	H	Southeastern La.	62 52
												272	H	Ole Miss	52 44
												288	H	Nicholls St.	63 32
												347	H	Florida A&M	73 45
LAST 10 Division I															
18	H	Texas A&M	59 58	272	H	Ole Miss	52 44								
118	A	Florida	77 68	18	A	Texas A&M	57 54								
43	A	Tennessee	58 63	148	A	Missouri	65 69								
24	H	Kentucky	65 59	72	H	Alabama	71 60								
14	A	Mississippi St.	60 64	347	H	Florida A&M	73 45								

Non-Div I Games:

LSU

■ Loss, 
 ■ Non-Conf, 
 ■ S Site, 
 ■ H Home 
 ■ A Away 
 N Neutral

Average RPI Win:	238	WON-LOST	WINNING	LAST 10	STRENGTH OF	OPP. STRENGTH	TEAM	ADJ.	CONF.	ADJ CONF.
Average RPI Loss:	113	RECORD	PCT. RANK	GAMES	SCHEDULE	OF SCHEDULE	RPI	RPI	RPI	RPI
DIV. I ONLY	9- 13	234	3-7	126	177	202	202	12	12	
DIV. I NON-CONF.	6- 7	182	0-1	127	268	169	169	12	12	
TOTALS	RPI 1-25	RPI 26-50	W-L RECORDS	RPI 51-100	RPI 101-150	RPI 150+				
9- 13	0- 0	0- 0	OVERALL	0- 7	1- 5	8- 1				
5- 6	0- 0	0- 0	HOME	0- 4	1- 2	4- 0				
3- 7	0- 0	0- 0	AWAY	0- 3	0- 3	3- 1				
1- 0	0- 0	0- 0	NEUTRAL	0- 0	0- 0	1- 0				
6- 7	0- 0	0- 0	NON-CONFERENCE	0- 4	1- 2	5- 1				
2- 4	0- 0	0- 0	HOME	0- 2	1- 2	1- 0				
3- 3	0- 0	0- 0	AWAY	0- 2	0- 0	3- 1				
1- 0	0- 0	0- 0	NEUTRAL	0- 0	0- 0	1- 0				
3- 6	0- 0	0- 0	CONFERENCE	0- 3	0- 3	3- 0				
3- 2	0- 0	0- 0	HOME	0- 2	0- 0	3- 0				
0- 4	0- 0	0- 0	AWAY	0- 1	0- 3	0- 0				
0- 0	0- 0	0- 0	NEUTRAL	0- 0	0- 0	0- 0				

RPI 1-25			RPI 26-50			RPI 51-100			RPI 101+ Team's RPI: 202		
RPI	S	Opponent	Score	RPI	S	Opponent	Score	RPI	S	Opponent	Score
								54	H	Temple	69 72
								57	A	Drexel	31 69
								78	H	Dayton	58 98
								85	A	Rider	43 70
								88	H	Villanova	69 77
								90	H	Saint Louis	61 77
								98	A	Duquesne	56 82
								102	H	Penn	49 65
								115	A	Fordham	45 62
								125	H	Harvard	75 69
								127	A	Massachusetts	62 76
								130	A	Richmond	61 63
								150	H	Robert Morris	68 71
								173	A	Norfolk St.	55 52
								190	A	Penn St.	69 67
								208	H	Saint Joseph's	67 59
								236	H	George Mason	77 65
								273	A	Howard	78 62
								291	H	St. Bonaventure	67 61
								292	A	Navy	46 61
								302	N	UMBC	74 58
								343	H	Coppin St.	79 46
LAST 10 Division I											
115	A	Fordham	45 62	127	A	Massachusetts	62 76				
236	H	George Mason	77 65	98	A	Duquesne	56 82				
208	H	Saint Joseph's	67 59	90	H	Saint Louis	61 77				
130	A	Richmond	61 63	78	H	Dayton	58 98				
291	H	St. Bonaventure	67 61	54	H	Temple	69 72				

Non-Div I Games:

La Salle

■ Loss, 
 ■ Non-Conf, 
 ■ S Site, 
 ■ H Home 
 ■ A Away 
 N Neutral

Average RPI Win:	323	WON-LOST	WINNING	LAST 10	STRENGTH OF	OPP. STRENGTH	TEAM	ADJ.	CONF.	ADJ CONF.
Average RPI Loss:	221	RECORD	PCT. RANK	GAMES	SCHEDULE	OF SCHEDULE	RPI	RPI	RPI	RPI
DIV. I ONLY	3- 17	325	2-8	342	309	346	346	21	21	
DIV. I NON-CONF.	2- 9	304	1-0	346	343	351	351	20	20	
TOTALS	RPI 1-25	RPI 26-50	W-L RECORDS	RPI 51-100	RPI 101-150	RPI 150+				
3- 17	0- 0	0- 0	OVERALL	0- 1	0- 2	3- 14				
2- 6	0- 0	0- 0	HOME	0- 1	0- 0	2- 5				
1- 11	0- 0	0- 0	AWAY	0- 0	0- 2	1- 9				
0- 0	0- 0	0- 0	NEUTRAL	0- 0	0- 0	0- 0				
2- 9	0- 0	0- 0	NON-CONFERENCE	0- 0	0- 1	2- 8				
2- 3	0- 0	0- 0	HOME	0- 0	0- 0	2- 3				
0- 6	0- 0	0- 0	AWAY	0- 0	0- 1	0- 5				
0- 0	0- 0	0- 0	NEUTRAL	0- 0	0- 0	0- 0				
1- 8	0- 0	0- 0	CONFERENCE	0- 1	0- 1	1- 6				
0- 3	0- 0	0- 0	HOME	0- 1	0- 0	0- 2				
1- 5	0- 0	0- 0	AWAY	0- 0	0- 1	1- 4				
0- 0	0- 0	0- 0	NEUTRAL	0- 0	0- 0	0- 0				

RPI S	Opponent	Score	RPI S	Opponent	Score	RPI S	Opponent	Score	RPI S	Opponent	Score	Team's RPI: 346
						64	H Troy	65 72	109	A UT Arlington	34 72	
									141	A Texas Tech	38 83	
									152	A Louisiana	55 68	
									164	A Tennessee Tech	68 75	
									177	H Little Rock	50 70	
									191	H Southern Miss.	42 57	
									203	H Arkansas St.	53 54	
									222	H Southeastern La.	52 65	
									250	A South Alabama	63 72	
									256	A North Texas	51 63	
									272	A Ole Miss	42 66	
									275	A Texas St.	58 55	
									288	A Nicholls St.	59 74	
									295	A Ga. Southern	47 64	
									310	H Houston Baptist	65 72	
									327	A Georgia St.	52 68	
									333	A McNeese	69 72	
									342	H Northwestern St.	63 54	
									351	H Mississippi Val.	74 66	
LAST 10 Division I												
			203	H Arkansas St.	53 54		250	A South Alabama	63 72			
			152	A Louisiana	55 68		64	H Troy	65 72			
			177	H Little Rock	50 70		327	A Georgia St.	52 68			
			109	A UT Arlington	34 72		295	A Ga. Southern	47 64			
			275	A Texas St.	58 55		351	H Mississippi Val.	74 66			

Non-Div I Games:

La.-Monroe

■ Loss, 
 ■ Non-Conf, 
 ■ S Site, 
 ■ H Home 
 ■ A Away 
 N Neutral

Average RPI Win:	236	WON-LOST	WINNING	LAST 10	STRENGTH OF	OPP. STRENGTH	TEAM	ADJ.	CONF.	ADJ CONF.
Average RPI Loss:	141	RECORD	PCT. RANK	GAMES	SCHEDULE	OF SCHEDULE	RPI	RPI	RPI	RPI
DIV. I ONLY	11- 9	140	7-3	178	268	157	157	15	15	
DIV. I NON-CONF.	4- 6	212	0	251	332	269	269	15	15	
TOTALS	RPI 1-25	RPI 26-50	W-L RECORDS	RPI 51-100	RPI 101-150	RPI 150+				
11- 9	0- 0	0- 1	OVERALL	1- 4	1- 1	9- 3				
8- 2	0- 0	0- 0	HOME	1- 1	1- 0	6- 1				
3- 7	0- 0	0- 1	AWAY	0- 3	0- 1	3- 2				
0- 0	0- 0	0- 0	NEUTRAL	0- 0	0- 0	0- 0				
4- 6	0- 0	0- 1	NON-CONFERENCE	0- 2	0- 0	4- 3				
3- 2	0- 0	0- 0	HOME	0- 1	0- 0	3- 1				
1- 4	0- 0	0- 1	AWAY	0- 1	0- 0	1- 2				
0- 0	0- 0	0- 0	NEUTRAL	0- 0	0- 0	0- 0				
7- 3	0- 0	0- 0	CONFERENCE	1- 2	1- 1	5- 0				
5- 0	0- 0	0- 0	HOME	1- 0	1- 0	3- 0				
2- 3	0- 0	0- 0	AWAY	0- 2	0- 1	2- 0				
0- 0	0- 0	0- 0	NEUTRAL	0- 0	0- 0	0- 0				

RPI S	Opponent	Score	RPI S	Opponent	Score	RPI S	Opponent	Score	RPI S	Opponent	Score	Team's RPI: 157
50	A St. John's (NY)	44 76	74	A Bucknell	36 50	122	A Holy Cross	56 57				
			77	A Seton Hall	50 74	136	H Lehigh	61 53				
			82	A Colgate	52 73	163	H Boston U.	59 57				
			82	H Colgate	55 39	183	A Binghamton	64 74				
			98	H Duquesne	65 73	189	A American	67 52				
						217	H Manhattan	60 53				
						266	H Loyola Maryland	55 52				
						278	A Monmouth	44 52				
						285	A Army West Point	57 52				
						292	H Navy	79 52				
						302	H UMBC	58 65				
						312	A Albany (NY)	54 47				
						323	H Fairleigh Dickinson	61 29				
						334	H LIU Brooklyn	65 60				
LAST 10 Division I												
189	A American	67 52	82	A Colgate	52 73							
82	H Colgate	55 39	266	H Loyola Maryland	55 52							
136	H Lehigh	61 53	122	A Holy Cross	56 57							
285	A Army West Point	57 52	74	A Bucknell	36 50							
292	H Navy	79 52	163	H Boston U.	59 57							

Non-Div I Games:

Lafayette

Lamar University

Through Games Of Feb. 3, 2020

Average RPI Win:	270	WON-LOST	WINNING	LAST 10	STRENGTH OF	OPP. STRENGTH	TEAM	ADJ.	CONF.	ADJ CONF.
Average RPI Loss:	137	RECORD	PCT. RANK	GAMES	SCHEDULE	OF SCHEDULE	RPI	RPI	RPI	RPI
DIV. I ONLY	7- 11	241	4-6	151	263	212	212	23	23	
DIV. I NON-CONF.	2- 5	259	0	24	127	152	152	21	21	
TOTALS	RPI 1-25	RPI 26-50	W-L RECORDS	RPI 51-100	RPI 101-150	RPI 150+				
7- 11	0- 2	0- 1	OVERALL	0- 0	1- 4	6- 4				
3- 4	0- 0	0- 0	HOME	0- 0	0- 1	3- 3				
3- 7	0- 2	0- 1	AWAY	0- 0	0- 3	3- 1				
1- 0	0- 0	0- 0	NEUTRAL	0- 0	1- 0	0- 0				
2- 5	0- 2	0- 1	NON-CONFERENCE	0- 0	1- 0	1- 2				
1- 1	0- 0	0- 0	HOME	0- 0	0- 0	1- 1				
0- 4	0- 2	0- 1	AWAY	0- 0	0- 0	0- 1				
1- 0	0- 0	0- 0	NEUTRAL	0- 0	1- 0	0- 0				
5- 6	0- 0	0- 0	CONFERENCE	0- 0	0- 4	5- 2				
2- 3	0- 0	0- 0	HOME	0- 0	0- 1	2- 2				
3- 3	0- 0	0- 0	AWAY	0- 0	0- 3	3- 0				
0- 0	0- 0	0- 0	NEUTRAL	0- 0	0- 0	0- 0				

RPI 1-25				RPI 26-50				RPI 51-100				RPI 101+ Team's RPI: 212			
RPI	S	Opponent	Score	RPI	S	Opponent	Score	RPI	S	Opponent	Score	RPI	S	Opponent	Score
7	A	Baylor	28 90	49	A	Oklahoma St.	53 74					111	N	Idaho	47 44
15	A	NC State	40 81									114	H	SFA	53 54
												120	A	Abilene Christian	72 78
												123	A	A&M-Corpus Christi	39 49
												143	A	Sam Houston St.	47 68
												152	H	Louisiana	63 74
												158	H	New Orleans	57 62
												222	A	Southeastern La.	65 57
												287	H	Denver	71 59
												288	A	Nicholls St.	84 78
												304	H	Incarnate Word	48 67
												310	H	Houston Baptist	60 53
												317	A	Cal Poly	56 57
												333	A	McNeese	87 69
												342	H	Northwestern St.	61 58
LAST 10 Division I															
333	A	McNeese	87 69	310	H	Houston Baptist	60 53								
114	H	SFA	53 54	288	A	Nicholls St.	84 78								
304	H	Incarnate Word	48 67	120	A	Abilene Christian	72 78								
123	A	A&M-Corpus Christi	39 49	158	H	New Orleans	57 62								
143	A	Sam Houston St.	47 68	342	H	Northwestern St.	61 58								

Non-Div I Games: Howard Payne 96 36 LeTourneau 90 38

Lamar University

Loss, Non-Conf, S Site, H Home A Away N Neutral

Average RPI Win:	236	WON-LOST	WINNING	LAST 10	STRENGTH OF	OPP. STRENGTH	TEAM	ADJ.	CONF.	ADJ CONF.
Average RPI Loss:	113	RECORD	PCT. RANK	GAMES	SCHEDULE	OF SCHEDULE	RPI	RPI	RPI	RPI
DIV. I ONLY	13- 7	84	6-4	238	184	136	136	15	15	
DIV. I NON-CONF.	7- 3	80	0	185	237	91	91	15	15	
TOTALS	RPI 1-25	RPI 26-50	W-L RECORDS	RPI 51-100	RPI 101-150	RPI 150+				
13- 7	0- 0	0- 0	OVERALL	1- 3	1- 2	11- 2				
5- 3	0- 0	0- 0	HOME	1- 1	1- 1	3- 1				
8- 2	0- 0	0- 0	AWAY	0- 1	0- 0	8- 1				
0- 2	0- 0	0- 0	NEUTRAL	0- 1	0- 1	0- 0				
7- 3	0- 0	0- 0	NON-CONFERENCE	1- 2	1- 1	5- 0				
3- 0	0- 0	0- 0	HOME	1- 0	1- 0	1- 0				
4- 1	0- 0	0- 0	AWAY	0- 1	0- 0	4- 0				
0- 2	0- 0	0- 0	NEUTRAL	0- 1	0- 1	0- 0				
6- 4	0- 0	0- 0	CONFERENCE	0- 1	0- 1	6- 2				
2- 3	0- 0	0- 0	HOME	0- 1	0- 1	2- 1				
4- 1	0- 0	0- 0	AWAY	0- 0	0- 0	4- 1				
0- 0	0- 0	0- 0	NEUTRAL	0- 0	0- 0	0- 0				

RPI 1-25				RPI 26-50				RPI 51-100				RPI 101+				Team's RPI: 136	
RPI	S	Opponent	Score	RPI	S	Opponent	Score	RPI	S	Opponent	Score	RPI	S	Opponent	Score		
								55	A	Minnesota	49	77	115	N	Fordham	57	59
								74	H	Bucknell	50	71	122	H	Holy Cross	57	74
								76	N	Ball St.	52	54	145	H	George Washington	59	53
								77	H	Seton Hall	75	68	157	A	Lafayette	53	61
													163	H	Boston U.	51	34
													189	A	American	64	63
													189	H	American	56	64
													205	A	Merrimack	72	68
													213	A	Mt. St. Mary's	66	65
													261	A	Delaware St.	68	38
													266	A	Loyola Maryland	55	53
													285	A	Army West Point	94	65
													292	A	Navy	60	53
													292	H	Navy	70	40
													336	A	Saint Peter's	80	71
													344	H	Central Conn. St.	70	51
LAST 10 Division I																	
				285	A	Army West Point	94	65	292	A	Navy	60	53				
				189	H	American	56	64	189	A	American	64	63				
				157	A	Lafayette	53	61	163	H	Boston U.	51	34				
				122	H	Holy Cross	57	74	266	A	Loyola Maryland	55	53				
				74	H	Bucknell	50	71	292	H	Navy	70	40				

Non-Div I Games: Bloomsburg 91 43

Lehigh

■ Loss, 
 ■ Non-Conf, 
 ■ S Site, 
 ■ H Home 
 ■ A Away 
 N Neutral

Average RPI Win: 213		WON-LOST	WINNING	LAST 10	STRENGTH OF	OPP. STRENGTH	TEAM	ADJ.	CONF.	ADJ CONF.
Average RPI Loss: 104		RECORD	PCT. RANK	GAMES	SCHEDULE	OF SCHEDULE	RPI	RPI	RPI	RPI
DIV. I ONLY		12- 10	152	6-4	82	175	107	107	16	16
DIV. I NON-CONF.		7- 6	161	1-0	74	189	100	100	16	16
TOTALS		RPI 1-25	RPI 26-50	W-L RECORDS	RPI 51-100	RPI 101-150	RPI 150+			
12- 10	0- 3		0- 2	OVERALL	1- 1	0- 0	11- 4			
4- 5	0- 1		0- 0	HOME	0- 0	0- 0	4- 4			
6- 4	0- 1		0- 2	AWAY	0- 1	0- 0	6- 0			
2- 1	0- 1		0- 0	NEUTRAL	1- 0	0- 0	1- 0			
7- 6	0- 1		0- 2	NON-CONFERENCE	1- 0	0- 0	6- 3			
1- 3	0- 0		0- 0	HOME	0- 0	0- 0	1- 3			
4- 2	0- 0		0- 2	AWAY	0- 0	0- 0	4- 0			
2- 1	0- 1		0- 0	NEUTRAL	1- 0	0- 0	1- 0			
5- 4	0- 2		0- 0	CONFERENCE	0- 1	0- 0	5- 1			
3- 2	0- 1		0- 0	HOME	0- 0	0- 0	3- 1			
2- 2	0- 1		0- 0	AWAY	0- 1	0- 0	2- 0			
0- 0	0- 0		0- 0	NEUTRAL	0- 0	0- 0	0- 0			

RPI 1-25			
RPI	S	Opponent	Score
11	N	Oregon St.	55 68
25	A	FGCU	57 64
25	H	FGCU	65 74

RPI 26-50			
RPI	S	Opponent	Score
34	A	Virginia Tech	69 73
44	A	James Madison	53 76

RPI 51-100			
RPI	S	Opponent	Score
53	N	Bradley	75 63
97	A	North Florida	50 65

RPI 101+			
RPI	S	Opponent	Score
151	H	UNC Greensboro	53 58
155	A	Hampton	83 59
171	N	Miami (OH)	65 53
173	A	Norfolk St.	67 48
174	H	North Ala.	71 76
182	H	Jacksonville	85 76
219	H	Chattanooga	54 71
225	H	Kennesaw St.	76 66
226	A	Stetson	57 48
248	A	UMKC	68 44
254	A	Saint Francis (PA)	71 52
260	H	ETSU	62 63
263	H	Lipscomb	64 60
274	H	East Carolina	81 66
330	A	NJIT	67 53

Team's RPI: 107			
-----------------	--	--	--

LAST 10 Division I			
225	H	Kennesaw St.	76 66
25	H	FGCU	65 74
97	A	North Florida	50 65
226	A	Stetson	57 48
263	H	Lipscomb	64 60
174	H	North Ala.	71 76
182	H	Jacksonville	85 76
25	A	FGCU	57 64
330	A	NJIT	67 53
248	A	UMKC	68 44

Non-Div I Games:

Liberty

■ Loss, ■ Non-Conf, S Site, H Home A Away N Neutral



Average RPI Win:	276	WON-LOST	WINNING	LAST 10	STRENGTH OF	OPP. STRENGTH	TEAM	ADJ.	CONF.	ADJ CONF.
Average RPI Loss:	140	RECORD	PCT. RANK	GAMES	SCHEDULE	OF SCHEDULE	RPI	RPI	RPI	RPI
DIV. I ONLY	4- 17	315	2-8	97	261	263	263	16	16	
DIV. I NON-CONF.	2- 10	313	0-1	65	311	252	252	16	16	
TOTALS	RPI 1-25	RPI 26-50	W-L RECORDS	RPI 51-100	RPI 101-150	RPI 150+				
4- 17	0- 1	0- 0	OVERALL	0- 7	0- 1	4- 8				
1- 8	0- 0	0- 0	HOME	0- 2	0- 0	1- 6				
3- 7	0- 1	0- 0	AWAY	0- 3	0- 1	3- 2				
0- 2	0- 0	0- 0	NEUTRAL	0- 2	0- 0	0- 0				
2- 10	0- 0	0- 0	NON-CONFERENCE	0- 6	0- 0	2- 4				
1- 3	0- 0	0- 0	HOME	0- 1	0- 0	1- 2				
1- 5	0- 0	0- 0	AWAY	0- 3	0- 0	1- 2				
0- 2	0- 0	0- 0	NEUTRAL	0- 2	0- 0	0- 0				
2- 7	0- 1	0- 0	CONFERENCE	0- 1	0- 1	2- 4				
0- 5	0- 0	0- 0	HOME	0- 1	0- 0	0- 4				
2- 2	0- 1	0- 0	AWAY	0- 0	0- 1	2- 0				
0- 0	0- 0	0- 0	NEUTRAL	0- 0	0- 0	0- 0				

RPI 1-25				RPI 26-50				RPI 51-100				RPI 101+ Team's RPI: 263			
RPI	S	Opponent	Score	RPI	S	Opponent	Score	RPI	S	Opponent	Score	RPI	S	Opponent	Score
25	A	FGCU	56 82					60	A	Middle Tenn.	49 70	107	A	Liberty	60 64
								63	H	Belmont	68 69	164	A	Tennessee Tech	58 78
								69	A	UT Martin	67 83	174	H	North Ala.	72 84
								78	A	Dayton	60 82	182	H	Jacksonville	64 73
								81	N	Marist	63 74	206	H	Murray St.	57 67
								85	N	Rider	76 81	209	H	Northern Ky.	71 69
								97	H	North Florida	60 68	225	H	Kennesaw St.	66 74
												226	A	Stetson	65 59
												226	H	Stetson	34 48
												228	H	Eastern Ill.	56 66
												307	A	Jacksonville St.	63 65
												330	A	NJIT	65 57
												340	A	Tennessee St.	74 64
LAST 10 Division I															
226	H	Stetson	34 48	225	H	Kennesaw St.	66 74								
182	H	Jacksonville	64 73	174	H	North Ala.	72 84								
97	H	North Florida	60 68	226	A	Stetson	65 59								
330	A	NJIT	65 57	25	A	FGCU	56 82								
107	A	Liberty	60 64	164	A	Tennessee Tech	58 78								

Non-Div I Games: Queens (NC) 86 45

Lipscomb

Loss, Non-Conf, S Site, H Home A Away N Neutral

# Little Rock

Through Games Of Feb. 3, 2020

Average RPI Win:	259	WON-LOST	WINNING	LAST 10	STRENGTH OF	OPP. STRENGTH	TEAM	ADJ.	CONF.	ADJ CONF.
Average RPI Loss:	96	RECORD	PCT. RANK	GAMES	SCHEDULE	OF SCHEDULE	RPI	RPI	RPI	RPI
DIV. I ONLY	9- 11	206	7-3	128	147	177	177	21	21	
DIV. I NON-CONF.	2- 9	304	0-1	41	39	224	224	20	20	
TOTALS	RPI 1-25	RPI 26-50	W-L RECORDS	RPI 51-100	RPI 101-150	RPI 150+				
9- 11	0- 3	0- 2	OVERALL	0- 1	0- 2	9- 3				
6- 4	0- 1	0- 0	HOME	0- 0	0- 1	6- 2				
3- 7	0- 2	0- 2	AWAY	0- 1	0- 1	3- 1				
0- 0	0- 0	0- 0	NEUTRAL	0- 0	0- 0	0- 0				
2- 9	0- 3	0- 2	NON-CONFERENCE	0- 1	0- 0	2- 3				
2- 3	0- 1	0- 0	HOME	0- 0	0- 0	2- 2				
0- 6	0- 2	0- 2	AWAY	0- 1	0- 0	0- 1				
0- 0	0- 0	0- 0	NEUTRAL	0- 0	0- 0	0- 0				
7- 2	0- 0	0- 0	CONFERENCE	0- 0	0- 2	7- 0				
4- 1	0- 0	0- 0	HOME	0- 0	0- 1	4- 0				
3- 1	0- 0	0- 0	AWAY	0- 0	0- 1	3- 0				
0- 0	0- 0	0- 0	NEUTRAL	0- 0	0- 0	0- 0				

RPI S	Opponent	Score	RPI S	Opponent	Score	RPI S	Opponent	Score	RPI S	Opponent	Score	Team's RPI: 177
14	A Mississippi St.	50 89	32	A Western Ky.	58 77	96	A Rice	40 66	109	A UT Arlington	58 65	
18	A Texas A&M	35 78	41	A Arkansas	53 86				126	H Coastal Caro.	48 68	
21	H LSU	50 65							152	A Louisiana	59 44	
									179	H Memphis	50 68	
									180	A Fla. Atlantic	72 79	
									203	H Arkansas St.	67 58	
									214	H Central Ark.	63 48	
									237	H Louisiana Tech	38 43	
									244	H Tulsa	63 51	
									275	A Texas St.	78 66	
									276	H Appalachian St.	68 63	
									295	H Ga. Southern	58 46	
									327	H Georgia St.	66 46	
									346	A La.-Monroe	70 50	
LAST 10 Division I												
152	A Louisiana	59 44	327	H Georgia St.	66 46							
276	H Appalachian St.	68 63	295	H Ga. Southern	58 46							
346	A La.-Monroe	70 50	109	A UT Arlington	58 65							
203	H Arkansas St.	67 58	275	A Texas St.	78 66							
126	H Coastal Caro.	48 68	14	A Mississippi St.	50 89							

Non-Div I Games:

Little Rock

Loss, Non-Conf, S Site, H Home A Away N Neutral

Average RPI Win:	262	WON-LOST	WINNING	LAST 10	STRENGTH OF	OPP. STRENGTH	TEAM	ADJ.	CONF.	ADJ CONF.
Average RPI Loss:	180	RECORD	PCT. RANK	GAMES	SCHEDULE	OF SCHEDULE	RPI	RPI	RPI	RPI
DIV. I ONLY	9- 11	206	6-4	318	162	259	259	28	28	
DIV. I NON-CONF.	4- 8	235	1-1	303	69	285	285	26	26	
TOTALS	RPI 1-25	RPI 26-50	W-L RECORDS	RPI 51-100	RPI 101-150	RPI 150+				
9- 11	0- 2	0- 0	OVERALL	0- 1	0- 1	9- 7				
5- 3	0- 1	0- 0	HOME	0- 0	0- 0	5- 2				
2- 8	0- 1	0- 0	AWAY	0- 1	0- 1	2- 5				
2- 0	0- 0	0- 0	NEUTRAL	0- 0	0- 0	2- 0				
4- 8	0- 2	0- 0	NON-CONFERENCE	0- 1	0- 1	4- 4				
1- 3	0- 1	0- 0	HOME	0- 0	0- 0	1- 2				
1- 5	0- 1	0- 0	AWAY	0- 1	0- 1	1- 2				
2- 0	0- 0	0- 0	NEUTRAL	0- 0	0- 0	2- 0				
5- 3	0- 0	0- 0	CONFERENCE	0- 0	0- 0	5- 3				
4- 0	0- 0	0- 0	HOME	0- 0	0- 0	4- 0				
1- 3	0- 0	0- 0	AWAY	0- 0	0- 0	1- 3				
0- 0	0- 0	0- 0	NEUTRAL	0- 0	0- 0	0- 0				

RPI 1-25				RPI 26-50				RPI 51-100				RPI 101+ Team's RPI: 259			
RPI	S	Opponent	Score	RPI	S	Opponent	Score	RPI	S	Opponent	Score	RPI	S	Opponent	Score
1	H	Oregon	45 81					86	A	Southern California	40 57	128	A	California	45 68
6	A	UCLA	51 86									168	A	UC Davis	55 57
												181	A	Santa Clara	54 46
												190	N	Penn St.	64 56
												192	A	Hawaii	44 68
												192	H	Hawaii	62 55
												234	A	Cal St. Fullerton	65 69
												262	H	LMU (CA)	57 70
												271	H	CSUN	60 52
												293	H	Utah St.	48 56
												297	A	UC Irvine	56 46
												298	H	UC Riverside	73 67
												300	A	California Baptist	70 79
												301	N	UTRGV	69 65
												313	A	Seattle U	54 66
												315	H	Air Force	74 68
												317	H	Cal Poly	72 69
LAST 10 Division I															
192	A	Hawaii	44 68	168	A	UC Davis	55 57								
298	H	UC Riverside	73 67	234	A	Cal St. Fullerton	65 69								
297	A	UC Irvine	56 46	317	H	Cal Poly	72 69								
192	H	Hawaii	62 55	86	A	Southern California	40 57								
271	H	CSUN	60 52	301	N	UTRGV	69 65								

Non-Div I Games: Westcliff 94 47 Bethesda (CA) 90 43

Long Beach St.

Loss, Non-Conf, S Site, H Home A Away N Neutral

Average RPI Win:	280	WON-LOST	WINNING	LAST 10	STRENGTH OF	OPP. STRENGTH	TEAM	ADJ.	CONF.	ADJ CONF.
Average RPI Loss:	186	RECORD	PCT. RANK	GAMES	SCHEDULE	OF SCHEDULE	RPI	RPI	RPI	RPI
DIV. I ONLY	9- 10	194	5-5	310	290	264	264	26	26	
DIV. I NON-CONF.	4- 5	195	0	310	197	259	259	28	28	
TOTALS	RPI 1-25	RPI 26-50	W-L RECORDS	RPI 51-100	RPI 101-150	RPI 150+				
9- 10	0- 0	0- 1	OVERALL	0- 0	0- 2	9- 7				
6- 4	0- 0	0- 0	HOME	0- 0	0- 1	6- 3				
3- 6	0- 0	0- 1	AWAY	0- 0	0- 1	3- 4				
0- 0	0- 0	0- 0	NEUTRAL	0- 0	0- 0	0- 0				
4- 5	0- 0	0- 1	NON-CONFERENCE	0- 0	0- 1	4- 3				
3- 1	0- 0	0- 0	HOME	0- 0	0- 0	3- 1				
1- 4	0- 0	0- 1	AWAY	0- 0	0- 1	1- 2				
0- 0	0- 0	0- 0	NEUTRAL	0- 0	0- 0	0- 0				
5- 5	0- 0	0- 0	CONFERENCE	0- 0	0- 1	5- 4				
3- 3	0- 0	0- 0	HOME	0- 0	0- 1	3- 2				
2- 2	0- 0	0- 0	AWAY	0- 0	0- 0	2- 2				
0- 0	0- 0	0- 0	NEUTRAL	0- 0	0- 0	0- 0				

RPI 1-25			RPI 26-50			RPI 51-100			RPI 101+			Team's RPI: 264			
RPI	S	Opponent	Score	RPI	S	Opponent	Score	RPI	S	Opponent	Score	RPI	S	Opponent	Score
				44	A	James Madison	53 93					118	A	Florida	54 71
												133	H	Campbell	55 70
												155	A	Hampton	55 72
												173	A	Norfolk St.	46 49
												210	H	High Point	69 76
												224	H	Brown	86 76
												230	H	Radford	61 62
												235	H	Gardner-Webb	80 70
												239	H	UNC Asheville	73 56
												255	H	UNCW	59 58
												257	A	Winthrop	63 74
												261	H	Delaware St.	78 62
												269	A	Wofford	76 79
												274	H	East Carolina	61 64
												303	A	Presbyterian	71 60
												325	A	UMES	71 62
												338	A	USC Upstate	70 62
												339	H	Charleston So.	84 64
LAST 10 Division I															
				155	A	Hampton	55 72	338	A	USC Upstate	70 62				
				239	H	UNC Asheville	73 56	339	H	Charleston So.	84 64				
				257	A	Winthrop	63 74	133	H	Campbell	55 70				
				210	H	High Point	69 76	303	A	Presbyterian	71 60				
				230	H	Radford	61 62	235	H	Gardner-Webb	80 70				

Non-Div I Games:

Longwood

■ Loss, 
 ■ Non-Conf, 
 ■ S Site, 
 ■ H Home 
 ■ A Away 
 N Neutral

Louisiana

Through Games Of Feb. 3, 2020

Average RPI Win:	242	WON-LOST	WINNING	LAST 10	STRENGTH OF	OPP. STRENGTH	TEAM	ADJ.	CONF.	ADJ CONF.
Average RPI Loss:	165	RECORD	PCT. RANK	GAMES	SCHEDULE	OF SCHEDULE	RPI	RPI	RPI	RPI
DIV. I ONLY	11- 7	109	6-4	271	236	152	152	21	21	
DIV. I NON-CONF.	5- 4	140	0-1	221	242	137	137	20	20	
TOTALS	RPI 1-25	RPI 26-50	W-L RECORDS	RPI 51-100	RPI 101-150	RPI 150+				
11- 7	0- 1	0- 0	OVERALL	1- 0	0- 2	10- 4				
5- 2	0- 1	0- 0	HOME	0- 0	0- 0	5- 1				
6- 5	0- 0	0- 0	AWAY	1- 0	0- 2	5- 3				
0- 0	0- 0	0- 0	NEUTRAL	0- 0	0- 0	0- 0				
5- 4	0- 1	0- 0	NON-CONFERENCE	0- 0	0- 1	5- 2				
2- 1	0- 1	0- 0	HOME	0- 0	0- 0	2- 0				
3- 3	0- 0	0- 0	AWAY	0- 0	0- 1	3- 2				
0- 0	0- 0	0- 0	NEUTRAL	0- 0	0- 0	0- 0				
6- 3	0- 0	0- 0	CONFERENCE	1- 0	0- 1	5- 2				
3- 1	0- 0	0- 0	HOME	0- 0	0- 0	3- 1				
3- 2	0- 0	0- 0	AWAY	1- 0	0- 1	2- 1				
0- 0	0- 0	0- 0	NEUTRAL	0- 0	0- 0	0- 0				

RPI 1-25				RPI 26-50				RPI 51-100				RPI 101+ Team's RPI: 152			
RPI	S	Opponent	Score	RPI	S	Opponent	Score	RPI	S	Opponent	Score	RPI	S	Opponent	Score
14	H	Mississippi St.	48 64					64	A	Troy	79 73	109	A	UT Arlington	52 79
												143	A	Sam Houston St.	73 77
												158	A	New Orleans	65 60
												160	A	Jackson St.	54 65
												177	H	Little Rock	44 59
												203	H	Arkansas St.	83 43
												212	A	Lamar University	74 63
												222	H	Southeastern La.	60 50
												250	H	South Alabama	73 68
												256	A	North Texas	66 69
												272	A	Ole Miss	53 42
												275	A	Texas St.	73 67
												295	A	Ga. Southern	67 83
												327	A	Georgia St.	75 65
												333	H	McNeese	75 55
												346	H	La.-Monroe	68 55
LAST 10 Division I															
177	H	Little Rock	44 59	64	A	Troy	79 73								
346	H	La.-Monroe	68 55	250	H	South Alabama	73 68								
203	H	Arkansas St.	83 43	295	A	Ga. Southern	67 83								
275	A	Texas St.	73 67	327	A	Georgia St.	75 65								
109	A	UT Arlington	52 79	160	A	Jackson St.	54 65								

Non-Div I Games: Loyola (LA) 67 51 Xavier (LA) 62 49

Louisiana

Loss, Non-Conf, S Site, H Home A Away N Neutral

Average RPI Win: 219		WON-LOST	WINNING	LAST 10	STRENGTH OF	OPP. STRENGTH	TEAM	ADJ.	CONF.	ADJ CONF.
Average RPI Loss: 164		RECORD	PCT. RANK	GAMES	SCHEDULE	OF SCHEDULE	RPI	RPI	RPI	RPI
DIV. I ONLY		8- 10	218	3-7	212	186	237	237	13	13
DIV. I NON-CONF.		6- 3	90	1-0	332	258	221	221	14	14
TOTALS		RPI 1-25	RPI 26-50	W-L RECORDS	RPI 51-100	RPI 101-150	RPI 150+			
8- 10	0- 0		0- 1	OVERALL	1- 2	0- 2	7- 5			
7- 3	0- 0		0- 0	HOME	1- 0	0- 1	6- 2			
1- 7	0- 0		0- 1	AWAY	0- 2	0- 1	1- 3			
0- 0	0- 0		0- 0	NEUTRAL	0- 0	0- 0	0- 0			
6- 3	0- 0		0- 0	NON-CONFERENCE	0- 0	0- 1	6- 2			
5- 1	0- 0		0- 0	HOME	0- 0	0- 0	5- 1			
1- 2	0- 0		0- 0	AWAY	0- 0	0- 1	1- 1			
0- 0	0- 0		0- 0	NEUTRAL	0- 0	0- 0	0- 0			
2- 7	0- 0		0- 1	CONFERENCE	1- 2	0- 1	1- 3			
2- 2	0- 0		0- 0	HOME	1- 0	0- 1	1- 1			
0- 5	0- 0		0- 1	AWAY	0- 2	0- 0	0- 2			
0- 0	0- 0		0- 0	NEUTRAL	0- 0	0- 0	0- 0			

RPI 1-25				RPI 26-50				RPI 51-100				RPI 101+				Team's RPI: 237	
RPI	S	Opponent	Score	RPI	S	Opponent	Score	RPI	S	Opponent	Score	RPI	S	Opponent	Score		
				29	A	Old Dominion	61 77	60	H	Middle Tenn.	78 60	109	H	UAB	51 71		
								66	A	Charlotte	37 55	149	A	Houston	53 67		
								96	A	Rice	47 60	170	H	Wichita St.	80 88		
												177	A	Little Rock	43 38		
												179	H	Memphis	83 74		
												191	A	Southern Miss.	60 66		
												203	H	Arkansas St.	67 54		
												222	H	Southeastern La.	92 78		
												233	H	UTEP	87 80		
												256	A	North Texas	69 74		
												272	A	Ole Miss	53 76		
												299	H	UTSA	73 82		
												333	H	McNeese	79 54		
												348	H	Grambling	70 66		
EAST 10 Division I																	
				29	A	Old Dominion	61 77	96	A	Rice	47 60						
				66	A	Charlotte	37 55	233	H	UTEP	87 80						
				109	H	UAB	51 71	299	H	UTSA	73 82						
				60	H	Middle Tenn.	78 60	191	A	Southern Miss.	60 66						
				256	A	North Texas	69 74	203	H	Arkansas St.	67 54						

Non-Div I Games:	Loyola (LA)	71	52	LSU-Alexandria	93	61
------------------	-------------	----	----	----------------	----	----

Louisiana Tech

Loss, Non-Conf, S Site, H Home A Away N Neutral

## Louisville

Through Games Of Feb. 3, 2020

Team				Through Games of Feb. 27, 1918						
Average RPI Win:	98	WON-LOST	WINNING	LAST 10	STRENGTH OF	OPP. STRENGTH	TEAM	ADJ.	CONF.	ADJ CONF.
Average RPI Loss:	27	RECORD	PCT. RANK	GAMES	SCHEDULE	OF SCHEDULE	RPI	RPI	RPI	RPI
DIV. I ONLY	21- 1	2	10-0	49	1	3	3	5	5	
DIV. I NON-CONF.	11- 1	13	0	9	5	1	1	3	3	
-----										
TOTALS	RPI 1-25	RPI 26-50		W-L RECORDS		RPI 51-100	RPI 101-150	RPI 150+		
21- 1	3- 0	4- 1		OVERALL		5- 0	4- 0	5- 0		
10- 0	1- 0	3- 0		HOME		1- 0	2- 0	3- 0		
8- 1	1- 0	0- 1		AWAY		4- 0	1- 0	2- 0		
3- 0	1- 0	1- 0		NEUTRAL		0- 0	1- 0	0- 0		
11- 1	3- 0	2- 1		NON-CONFERENCE		1- 0	2- 0	3- 0		
5- 0	1- 0	1- 0		HOME		0- 0	1- 0	2- 0		
3- 1	1- 0	0- 1		AWAY		1- 0	0- 0	1- 0		
3- 0	1- 0	1- 0		NEUTRAL		0- 0	1- 0	0- 0		
10- 0	0- 0	2- 0		CONFERENCE		4- 0	2- 0	2- 0		
5- 0	0- 0	2- 0		HOME		1- 0	1- 0	1- 0		
5- 0	0- 0	0- 0		AWAY		3- 0	1- 0	1- 0		
0- 0	0- 0	0- 0		NEUTRAL		0- 0	0- 0	0- 0		

RPI	S	Opponent	Score	RPI	S	Opponent	Score	RPI	S	Opponent	Score	RPI	S	Opponent	Score
1	N	Oregon	72 62	27	A	Ohio St.	60 67	58	A	North Carolina	74 67	101	H	Boise St.	98 82
17	H	Central Mich.	76 63	32	H	Western Ky.	75 56	59	A	Miami (FL)	87 41	105	A	Notre Dame	86 54
24	A	Kentucky	67 66	42	H	Duke	60 55	61	A	Boston College	81 70	109	N	UT Arlington	76 67
				45	H	Virginia	71 56	69	A	UT Martin	71 63	119	H	Syracuse	62 58
				49	N	Oklahoma St.	69 48	92	H	Wake Forest	75 61	176	A	Clemson	75 50
												206	H	Murray St.	76 40
												209	A	Northern Ky.	85 57
												219	H	Chattanooga	86 37
												268	H	Pittsburgh	83 49
LAST 10 Division I															
105	A	Notre Dame	86 54	92	H	Wake Forest	75 61								
268	H	Pittsburgh	83 49	59	A	Miami (FL)	87 41								
45	H	Virginia	71 56	42	H	Duke	60 55								
58	A	North Carolina	74 67	176	A	Clemson	75 50								
61	A	Boston College	81 70	119	H	Syracuse	62 58								

Non-Div I Games:

Louisville

■ Loss, 
 ■ Non-Conf, 
 ■ S Site, 
 ■ H Home 
 ■ A Away 
 N Neutral

Average RPI Win:	237	WON-LOST	WINNING	LAST 10	STRENGTH OF	OPP. STRENGTH	TEAM	ADJ.	CONF.	ADJ CONF.
Average RPI Loss:	68	RECORD	PCT. RANK	GAMES	SCHEDULE	OF SCHEDULE	RPI	RPI	RPI	RPI
DIV. I ONLY	13- 7	84	4-6	191	149	117	117	7	7	
DIV. I NON-CONF.	9- 2	38	0-1	295	302	122	122	7	7	
TOTALS	RPI 1-25	RPI 26-50	W-L RECORDS	RPI 51-100	RPI 101-150	RPI 150+				
13- 7	0- 2	0- 1	OVERALL	2- 2	0- 0	11- 2				
5- 4	0- 2	0- 0	HOME	2- 1	0- 0	3- 1				
8- 3	0- 0	0- 1	AWAY	0- 1	0- 0	8- 1				
0- 0	0- 0	0- 0	NEUTRAL	0- 0	0- 0	0- 0				
9- 2	0- 1	0- 0	NON-CONFERENCE	0- 0	0- 0	9- 1				
3- 2	0- 1	0- 0	HOME	0- 0	0- 0	3- 1				
6- 0	0- 0	0- 0	AWAY	0- 0	0- 0	6- 0				
0- 0	0- 0	0- 0	NEUTRAL	0- 0	0- 0	0- 0				
4- 5	0- 1	0- 1	CONFERENCE	2- 2	0- 0	2- 1				
2- 2	0- 1	0- 0	HOME	2- 1	0- 0	0- 0				
2- 3	0- 0	0- 1	AWAY	0- 1	0- 0	2- 1				
0- 0	0- 0	0- 0	NEUTRAL	0- 0	0- 0	0- 0				

RPI 1-25				RPI 26-50				RPI 51-100				RPI 101+ Team's RPI: 117			
RPI	S	Opponent	Score	RPI	S	Opponent	Score	RPI	S	Opponent	Score	RPI	S	Opponent	Score
9	H	Missouri St.	72 74	28	A	Drake	52 80	51	A	UNI	50 70	154	A	Portland	78 64
20	H	DePaul	76 83					53	H	Bradley	47 60	156	H	Western Mich.	60 70
								71	H	Illinois St.	69 64	159	A	Valparaiso	64 66
								80	H	Southern Ill.	51 49	166	H	Dartmouth	61 40
												228	A	Eastern Ill.	67 51
												231	H	Bowling Green	84 76
												248	A	UMKC	72 67
												279	A	Indiana St.	58 51
												290	H	Vermont	78 76
												324	A	Evansville	71 61
												328	A	SIUE	63 50
												329	A	Detroit Mercy	89 60
												349	A	Chicago St.	98 53
LAST 10 Division I															
28	A	Drake	52 80	279	A	Indiana St.	58 51								
51	A	UNI	50 70	324	A	Evansville	71 61								
159	A	Valparaiso	64 66	80	H	Southern Ill.	51 49								
71	H	Illinois St.	69 64	9	H	Missouri St.	72 74								
53	H	Bradley	47 60	156	H	Western Mich.	60 70								

Non-Div I Games:

Loyola Chicago

■ Loss, 
■ Non-Conf, S Site, 
■ Home 
■ Away 
N Neutral



Average RPI Win:	236	WON-LOST	WINNING	LAST 10	STRENGTH OF	OPP. STRENGTH	TEAM	ADJ.	CONF.	ADJ CONF.
Average RPI Loss:	154	RECORD	PCT. RANK	GAMES	SCHEDULE	OF SCHEDULE	RPI	RPI	RPI	RPI
DIV. I ONLY	6- 15	285	3-7	167	180	266	266	15	15	
DIV. I NON-CONF.	3- 8	268	0	209	207	262	262	15	15	
TOTALS	RPI 1-25	RPI 26-50	W-L RECORDS	RPI 51-100	RPI 101-150	RPI 150+				
6- 15	0- 2	0- 0	OVERALL	1- 1	0- 3	5- 9				
4- 5	0- 0	0- 0	HOME	1- 1	0- 2	3- 2				
2- 9	0- 2	0- 0	AWAY	0- 0	0- 1	2- 6				
0- 1	0- 0	0- 0	NEUTRAL	0- 0	0- 0	0- 1				
3- 8	0- 2	0- 0	NON-CONFERENCE	0- 0	0- 1	3- 5				
2- 1	0- 0	0- 0	HOME	0- 0	0- 0	2- 1				
1- 6	0- 2	0- 0	AWAY	0- 0	0- 1	1- 3				
0- 1	0- 0	0- 0	NEUTRAL	0- 0	0- 0	0- 1				
3- 7	0- 0	0- 0	CONFERENCE	1- 1	0- 2	2- 4				
2- 4	0- 0	0- 0	HOME	1- 1	0- 2	1- 1				
1- 3	0- 0	0- 0	AWAY	0- 0	0- 0	1- 3				
0- 0	0- 0	0- 0	NEUTRAL	0- 0	0- 0	0- 0				

RPI 1-25				RPI 26-50				RPI 51-100				RPI 101+ Team's RPI: 266			
RPI	S	Opponent	Score	RPI	S	Opponent	Score	RPI	S	Opponent	Score	RPI	S	Opponent	Score
8	A	Maryland	45 105					74	H	Bucknell	60 50	105	A	Notre Dame	60 84
16	A	Northwestern	46 67					82	H	Colgate	74 76	122	H	Holy Cross	56 64
												136	H	Lehigh	53 55
												157	A	Lafayette	52 55
												163	A	Boston U.	42 44
												163	H	Boston U.	39 41
												166	H	Dartmouth	72 56
												180	A	Fla. Atlantic	61 72
												189	A	American	44 63
												198	N	Wright St.	51 66
												213	A	Mt. St. Mary's	75 81
												273	H	Howard	69 75
												278	H	Monmouth	64 48
												285	H	Army West Point	68 59
												292	A	Navy	50 44
												305	A	St. Francis Brooklyn	78 89
												323	A	Fairleigh Dickinson	75 46
LAST 10 Division I															
292	A	Navy	50 44	163	A	Boston U.	42 44								
163	H	Boston U.	39 41	157	A	Lafayette	52 55								
74	H	Bucknell	60 50	82	H	Colgate	74 76								
189	A	American	44 63	136	H	Lehigh	53 55								
285	H	Army West Point	68 59	122	H	Holy Cross	56 64								

Non-Div I Games:

Loyola Maryland

■ Loss, 
 ■ Non-Conf, 
 ■ S Site, 
 ■ H Home 
 ■ A Away 
 N Neutral

## Maine

Through Games Of Feb. 3, 2020

Average RPI Win:	275	WON-LOST	WINNING	LAST 10	STRENGTH OF	OPP. STRENGTH	TEAM	ADJ.	CONF.	ADJ CONF.
Average RPI Loss:	128	RECORD	PCT. RANK	GAMES	SCHEDULE	OF SCHEDULE	RPI	RPI	RPI	RPI
DIV. I ONLY	8- 14	251	5-5	184	198	246	246	27	27	
DIV. I NON-CONF.	3- 10	282	0-1	81	66	233	233	27	27	
TOTALS	RPI 1-25	RPI 26-50	W-L RECORDS	RPI 51-100	RPI 101-150	RPI 150+				
8- 14	0- 1	0- 2	OVERALL	0- 3	1- 2	7- 6				
5- 4	0- 0	0- 0	HOME	0- 0	1- 2	4- 2				
3- 7	0- 1	0- 0	AWAY	0- 2	0- 0	3- 4				
0- 3	0- 0	0- 2	NEUTRAL	0- 1	0- 0	0- 0				
3- 10	0- 1	0- 2	NON-CONFERENCE	0- 2	1- 2	2- 3				
2- 3	0- 0	0- 0	HOME	0- 0	1- 2	1- 1				
1- 4	0- 1	0- 0	AWAY	0- 1	0- 0	1- 2				
0- 3	0- 0	0- 2	NEUTRAL	0- 1	0- 0	0- 0				
5- 4	0- 0	0- 0	CONFERENCE	0- 1	0- 0	5- 3				
3- 1	0- 0	0- 0	HOME	0- 0	0- 0	3- 1				
2- 3	0- 0	0- 0	AWAY	0- 1	0- 0	2- 2				
0- 0	0- 0	0- 0	NEUTRAL	0- 0	0- 0	0- 0				

RPI 1-25				RPI 26-50				RPI 51-100				RPI 101+ Team's RPI: 246			
RPI	S	Opponent	Score	RPI	S	Opponent	Score	RPI	S	Opponent	Score	RPI	S	Opponent	Score
15	A	NC State	34 62	28	N	Drake	62 94	57	A	Drexel	57 70	125	H	Harvard	40 69
				31	N	Arizona St.	31 57	78	N	Dayton	49 78	129	H	Northeastern	58 66
								84	A	Stony Brook	69 73	135	H	Green Bay	61 60
												163	H	Boston U.	49 62
												166	A	Dartmouth	41 57
												183	A	Binghamton	63 73
												201	A	UMass Lowell	57 66
												211	A	Delaware	69 56
												224	A	Brown	70 76
												270	H	New Hampshire	67 50
												290	A	Vermont	65 47
												292	H	Navy	46 41
												302	H	UMBC	54 74
												312	H	Albany (NY)	60 49
												345	A	Hartford	69 52
												345	H	Hartford	87 73
LAST 10 Division I															
345	A	Hartford	69 52	312	H	Albany (NY)	60 49								
302	H	UMBC	54 74	270	H	New Hampshire	67 50								
290	A	Vermont	65 47	84	A	Stony Brook	69 73								
183	A	Binghamton	63 73	345	H	Hartford	87 73								
201	A	UMass Lowell	57 66	57	A	Drexel	57 70								

Non-Div I Games: Husson 104 43

Maine

■ Loss, 
 ■ Non-Conf, 
 ■ S Site, 
 ■ H Home 
 ■ A Away 
 N Neutral

Average RPI Win:	287	WON-LOST	WINNING	LAST 10	STRENGTH OF	OPP. STRENGTH	TEAM	ADJ.	CONF.	ADJ CONF.
Average RPI Loss:	130	RECORD	PCT. RANK	GAMES	SCHEDULE	OF SCHEDULE	RPI	RPI	RPI	RPI
DIV. I ONLY	9- 11	206	6-4	206	297	217	217	24	24	
DIV. I NON-CONF.	3- 6	235	0	80	254	198	198	25	25	
TOTALS	RPI 1-25	RPI 26-50	W-L RECORDS	RPI 51-100	RPI 101-150	RPI 150+				
9- 11	0- 0	0- 0	OVERALL	0- 6	0- 1	9- 4				
6- 3	0- 0	0- 0	HOME	0- 2	0- 1	6- 0				
3- 8	0- 0	0- 0	AWAY	0- 4	0- 0	3- 4				
0- 0	0- 0	0- 0	NEUTRAL	0- 0	0- 0	0- 0				
3- 6	0- 0	0- 0	NON-CONFERENCE	0- 4	0- 1	3- 1				
2- 2	0- 0	0- 0	HOME	0- 1	0- 1	2- 0				
1- 4	0- 0	0- 0	AWAY	0- 3	0- 0	1- 1				
0- 0	0- 0	0- 0	NEUTRAL	0- 0	0- 0	0- 0				
6- 5	0- 0	0- 0	CONFERENCE	0- 2	0- 0	6- 3				
4- 1	0- 0	0- 0	HOME	0- 1	0- 0	4- 0				
2- 4	0- 0	0- 0	AWAY	0- 1	0- 0	2- 3				
0- 0	0- 0	0- 0	NEUTRAL	0- 0	0- 0	0- 0				

RPI 1-25				RPI 26-50				RPI 51-100				RPI 101+				Team's RPI: 217	
RPI	S	Opponent	Score	RPI	S	Opponent	Score	RPI	S	Opponent	Score	RPI	S	Opponent	Score		
								73	A	Nebraska	51	71	115	H	Fordham	45	51
								81	H	Marist	66	71	157	A	Lafayette	53	60
								84	A	Stony Brook	54	59	165	A	Quinnipiac	58	70
								85	A	Rider	53	76	166	H	Dartmouth	70	58
								88	A	Villanova	51	63	207	A	Fairfield	47	87
								98	H	Duquesne	65	76	238	H	Iona	54	32
													249	H	Niagara	68	65
													278	A	Monmouth	60	62
													285	H	Army West Point	86	56
													308	A	Siena	80	50
													323	A	Fairleigh Dickinson	62	61
													336	A	Saint Peter's	85	52
													336	H	Saint Peter's	68	64
													341	H	Canisius	68	50
LAST 10 Division I																	
				336	H	Saint Peter's	68	64	308	A	Siena	80	50				
				85	A	Rider	53	76	165	A	Quinnipiac	58	70				
				238	H	Iona	54	32	336	A	Saint Peter's	85	52				
				207	A	Fairfield	47	87	249	H	Niagara	68	65				
				81	H	Marist	66	71	341	H	Canisius	68	50				

Non-Div I Games:

Manhattan

■ Loss, 
■ Non-Conf, 
■ S Site, 
■ H Home 
■ A Away 
N Neutral

Average RPI Win: <b>223</b>	WON-LOST	WINNING	LAST 10	STRENGTH OF	OPP. STRENGTH	TEAM	ADJ.	CONF.	ADJ CONF.
Average RPI Loss: <b>82</b>	RECORD	PCT. RANK	GAMES	SCHEDULE	OF SCHEDULE	RPI	RPI	RPI	RPI
DIV. I ONLY	15- 4	35	8-2	196	196	81	81	24	24
DIV. I NON-CONF.	7- 2	54	0	84	58	42	42	25	25
TOTALS	RPI 1-25	RPI 26-50	W-L RECORDS	RPI 51-100	RPI 101-150	RPI 150+			
15- 4	0- 2	0- 0	OVERALL	1- 1	2- 0	12- 1			
7- 2	0- 1	0- 0	HOME	0- 1	1- 0	6- 0			
6- 2	0- 1	0- 0	AWAY	0- 0	1- 0	5- 1			
2- 0	0- 0	0- 0	NEUTRAL	1- 0	0- 0	1- 0			
7- 2	0- 2	0- 0	NON-CONFERENCE	1- 0	2- 0	4- 0			
3- 1	0- 1	0- 0	HOME	0- 0	1- 0	2- 0			
2- 1	0- 1	0- 0	AWAY	0- 0	1- 0	1- 0			
2- 0	0- 0	0- 0	NEUTRAL	1- 0	0- 0	1- 0			
8- 2	0- 0	0- 0	CONFERENCE	0- 1	0- 0	8- 1			
4- 1	0- 0	0- 0	HOME	0- 1	0- 0	4- 0			
4- 1	0- 0	0- 0	AWAY	0- 0	0- 0	4- 1			
0- 0	0- 0	0- 0	NEUTRAL	0- 0	0- 0	0- 0			

RPI 1-25				RPI 26-50				RPI 51-100 Team's RPI: 81				RPI 101+			
RPI	S	Opponent	Score	RPI	S	Opponent	Score	RPI	S	Opponent	Score	RPI	S	Opponent	Score
17	A	Central Mich.	54 <b>77</b>					85	H	Rider	72 <b>76</b>	109	A	UT Arlington	73 57
19	H	Princeton	50 <b>62</b>					97	N	North Florida	69 54	135	H	Green Bay	72 60
												153	H	Elon	63 55
												163	A	Boston U.	89 75
												165	H	Quinnipiac	73 60
												207	A	Fairfield	48 <b>52</b>
												217	A	Manhattan	71 66
												249	A	Niagara	94 67
												249	H	Niagara	82 57
												263	N	Lipscomb	74 63
												278	A	Monmouth	74 53
												278	H	Monmouth	76 66
												312	H	Albany (NY)	76 52
												336	H	Saint Peter's	96 76
												341	A	Canisius	90 59
LAST 10 Division I															
249	H	Niagara	82 57	85	H	Rider	72 <b>76</b>	249	A	Niagara	94 67				
207	A	Fairfield	48 <b>52</b>	341	A	Canisius	90 59	336	H	Saint Peter's	96 76				
278	A	Monmouth	74 53	278	H	Monmouth	76 66								
165	H	Quinnipiac	73 60												
217	A	Manhattan	71 66												

Non-Div I Games:

Marist

■ Loss, 
 ■ Non-Conf, 
 ■ S Site, 
 ■ H Home 
 ■ A Away 
 N Neutral

Average RPI Win:	148	WON-LOST	WINNING	LAST 10	STRENGTH OF	OPP. STRENGTH	TEAM	ADJ.	CONF.	ADJ CONF.
Average RPI Loss:	35	RECORD	PCT. RANK	GAMES	SCHEDULE	OF SCHEDULE	RPI	RPI	RPI	RPI
DIV. I ONLY	17- 5	38	8-2	73	46	35	35	6	6	
DIV. I NON-CONF.	9- 2	38	0	76	59	40	40	6	6	
TOTALS	RPI 1-25	RPI 26-50	W-L RECORDS	RPI 51-100	RPI 101-150	RPI 150+				
17- 5	0- 3	2- 1	OVERALL	5- 1	3- 0	7- 0				
10- 2	0- 2	2- 0	HOME	4- 0	1- 0	3- 0				
6- 3	0- 1	0- 1	AWAY	1- 1	2- 0	3- 0				
1- 0	0- 0	0- 0	NEUTRAL	0- 0	0- 0	1- 0				
9- 2	0- 2	0- 0	NON-CONFERENCE	3- 0	1- 0	5- 0				
4- 2	0- 2	0- 0	HOME	2- 0	0- 0	2- 0				
4- 0	0- 0	0- 0	AWAY	1- 0	1- 0	2- 0				
1- 0	0- 0	0- 0	NEUTRAL	0- 0	0- 0	1- 0				
8- 3	0- 1	2- 1	CONFERENCE	2- 1	2- 0	2- 0				
6- 0	0- 0	2- 0	HOME	2- 0	1- 0	1- 0				
2- 3	0- 1	0- 1	AWAY	0- 1	1- 0	1- 0				
0- 0	0- 0	0- 0	NEUTRAL	0- 0	0- 0	0- 0				

RPI 1-25				RPI 26-50				Team's RPI: 35				RPI 51-100				RPI 101+			
RPI	S	Opponent	Score	RPI	S	Opponent	Score	RPI	S	Opponent	Score	RPI	S	Opponent	Score	RPI	S	Opponent	Score
14	H	Mississippi St.	68 74	30	A	Creighton	62 72	63	H	Belmont	53 51	131	A	Providence	60 50				
16	H	Northwestern	56 64	30	H	Creighton	52 50	67	A	South Dakota St.	65 58	131	H	Providence	85 55				
20	A	DePaul	71 89	50	H	St. John's (NY)	94 85	71	H	Illinois St.	58 41	135	A	Green Bay	60 47				
								77	H	Seton Hall	81 60	172	A	Saint Mary's (CA)	77 63				
								88	H	Villanova	57 52	229	H	Morgan St.	70 48				
								94	A	Butler	55 61	240	A	Xavier	80 60				
												241	H	Georgetown	73 51				
												242	A	Milwaukee	78 56				
												244	N	Tulsa	61 60				
												305	H	St. Francis Brooklyn	92 71				
LAST 10 Division I																			
				30	H	Creighton	52 50	94	A	Butler	55 61								
				131	H	Providence	85 55	77	H	Seton Hall	81 60								
				88	H	Villanova	57 52	50	H	St. John's (NY)	94 85								
				241	H	Georgetown	73 51	131	A	Providence	60 50								
				240	A	Xavier	80 60	30	A	Creighton	62 72								

Non-Div I Games:

Marquette

Average RPI Win: <b>223</b>	WON-LOST	WINNING	LAST 10	STRENGTH OF	OPP. STRENGTH	TEAM	ADJ.	CONF.	ADJ CONF.
Average RPI Loss: <b>138</b>	RECORD	PCT. RANK	GAMES	SCHEDULE	OF SCHEDULE	RPI	RPI	RPI	RPI
DIV. I ONLY	6- 12	263	3-7	194	137	258	258	13	13
DIV. I NON-CONF.	3- 6	235	0-1	335	211	318	318	14	14
TOTALS	RPI 1-25	RPI 26-50	W-L RECORDS	RPI 51-100	RPI 101-150	RPI 150+			
6- 12	0- 0	0- 3	OVERALL	0- 4	1- 0	5- 5			
4- 5	0- 0	0- 1	HOME	0- 1	1- 0	3- 3			
2- 7	0- 0	0- 2	AWAY	0- 3	0- 0	2- 2			
0- 0	0- 0	0- 0	NEUTRAL	0- 0	0- 0	0- 0			
3- 6	0- 0	0- 1	NON-CONFERENCE	0- 1	0- 0	3- 4			
2- 2	0- 0	0- 0	HOME	0- 0	0- 0	2- 2			
1- 4	0- 0	0- 1	AWAY	0- 1	0- 0	1- 2			
0- 0	0- 0	0- 0	NEUTRAL	0- 0	0- 0	0- 0			
3- 6	0- 0	0- 2	CONFERENCE	0- 3	1- 0	2- 1			
2- 3	0- 0	0- 1	HOME	0- 1	1- 0	1- 1			
1- 3	0- 0	0- 1	AWAY	0- 2	0- 0	1- 0			
0- 0	0- 0	0- 0	NEUTRAL	0- 0	0- 0	0- 0			

RPI 1-25				RPI 26-50				RPI 51-100				RPI 101+				Team's RPI: 258	
RPI	S	Opponent	Score	RPI	S	Opponent	Score	RPI	S	Opponent	Score	RPI	S	Opponent	Score		
				29	A	Old Dominion	46 57	60	H	Middle Tenn.	55 75	109	H	UAB	61 56		
				32	H	Western Ky.	65 74	66	A	Charlotte	46 52	173	H	Norfolk St.	75 69		
				46	A	Rutgers	41 66	68	A	Ohio	51 67	180	H	Fla. Atlantic	85 75		
								96	A	Rice	43 81	193	A	Towson	56 59		
												229	H	Morgan St.	52 57		
												231	H	Bowling Green	69 82		
												256	A	North Texas	68 59		
												279	A	Indiana St.	72 60		
												282	H	FIU	65 68		
												324	A	Evansville	62 66		
												343	H	Coppin St.	60 47		
LAST 10 Division I																	
				180	H	Fla. Atlantic	85 75	109	H	UAB	61 56						
				282	H	FIU	65 68	60	H	Middle Tenn.	55 75						
				32	H	Western Ky.	65 74	256	A	North Texas	68 59						
				29	A	Old Dominion	46 57	96	A	Rice	43 81						
				66	A	Charlotte	46 52	193	A	Towson	56 59						

Non-Div I Games: Alderson Broadus 85 41 Ky. Christian 89 40

Marshall

Loss, Non-Conf, S Site, H Home A Away N Neutral

Maryland

Through Games Of Feb. 3, 2020

Average RPI Win:	121	WON-LOST	WINNING	LAST 10	STRENGTH OF	OPP. STRENGTH	TEAM	ADJ.	CONF.	ADJ CONF.
Average RPI Loss:	11	RECORD	PCT. RANK	GAMES	SCHEDULE	OF SCHEDULE	RPI	RPI	RPI	RPI
DIV. I ONLY	18- 4	24	8-2	13	11	8	8	2	2	
DIV. I NON-CONF.	9- 2	38	0	99	64	43	43	2	2	
TOTALS	RPI 1-25	RPI 26-50	W-L RECORDS	RPI 51-100	RPI 101-150	RPI 150+				
18- 4	2- 4	5- 0	OVERALL	3- 0	1- 0	7- 0				
11- 1	2- 1	2- 0	HOME	2- 0	1- 0	4- 0				
5- 3	0- 3	3- 0	AWAY	0- 0	0- 0	2- 0				
2- 0	0- 0	0- 0	NEUTRAL	1- 0	0- 0	1- 0				
9- 2	0- 2	1- 0	NON-CONFERENCE	1- 0	1- 0	6- 0				
5- 1	0- 1	0- 0	HOME	0- 0	1- 0	4- 0				
2- 1	0- 1	1- 0	AWAY	0- 0	0- 0	1- 0				
2- 0	0- 0	0- 0	NEUTRAL	1- 0	0- 0	1- 0				
9- 2	2- 2	4- 0	CONFERENCE	2- 0	0- 0	1- 0				
6- 0	2- 0	2- 0	HOME	2- 0	0- 0	0- 0				
3- 2	0- 2	2- 0	AWAY	0- 0	0- 0	1- 0				
0- 0	0- 0	0- 0	NEUTRAL	0- 0	0- 0	0- 0				

RPI S	Opponent	Score	RPI S	Opponent	Score	RPI S	Opponent	Score	RPI S	Opponent	Score
2	H South Carolina	54 63	27	A Ohio St.	85 65	63	N Belmont	90 26	145	H George Washington	88 54
12	A Iowa	61 66	27	H Ohio St.	72 62	73	H Nebraska	87 69	162	A Illinois	79 60
13	H Indiana	76 62	40	A Michigan	77 49	100	H Michigan St.	94 53	165	H Quinnipiac	107 52
15	A NC State	59 66	40	H Michigan	70 55				176	N Clemson	63 44
16	A Northwestern	58 81	44	A James Madison	70 68				211	H Delaware	99 55
16	H Northwestern	70 61							266	H Loyola Maryland	105 45
									283	H Wagner	119 56
									327	A Georgia St.	114 41
LAST 10 Division I											
100	H Michigan St.	94 53	73	H Nebraska	87 69						
27	A Ohio St.	85 65	40	A Michigan	77 49						
16	H Northwestern	70 61	12	A Iowa	61 66						
162	A Illinois	79 60	27	H Ohio St.	72 62						
13	H Indiana	76 62	16	A Northwestern	58 81						

Non-Div I Games:

Maryland

Loss, Non-Conf, S Site, H Home A Away N Neutral

MASSACHUSETTS				Through Games Of Feb. 27, 1918						
Average RPI Win:	212	WON-LOST	WINNING	LAST 10	STRENGTH OF	OPP. STRENGTH	TEAM	ADJ.	CONF.	ADJ CONF.
Average RPI Loss:	136	RECORD	PCT. RANK	GAMES	SCHEDULE	OF SCHEDULE	RPI	RPI	RPI	RPI
DIV. I ONLY	15- 6	53	7-3	262	153	127	127	12	12	
DIV. I NON-CONF.	9- 3	63	1-0	294	257	150	150	12	12	
-----										
TOTALS	RPI 1-25	RPI 26-50		W-L RECORDS		RPI 51-100	RPI 101-150	RPI 150+		
15- 6	0- 0	0- 1		OVERALL		2- 0	2- 3	11- 2		
8- 3	0- 0	0- 0		HOME		0- 0	2- 2	6- 1		
7- 3	0- 0	0- 1		AWAY		2- 0	0- 1	5- 1		
0- 0	0- 0	0- 0		NEUTRAL		0- 0	0- 0	0- 0		
9- 3	0- 0	0- 1		NON-CONFERENCE		0- 0	1- 1	8- 1		
5- 2	0- 0	0- 0		HOME		0- 0	1- 1	4- 1		
4- 1	0- 0	0- 1		AWAY		0- 0	0- 0	4- 0		
0- 0	0- 0	0- 0		NEUTRAL		0- 0	0- 0	0- 0		
6- 3	0- 0	0- 0		CONFERENCE		2- 0	1- 2	3- 1		
3- 1	0- 0	0- 0		HOME		0- 0	1- 1	2- 0		
3- 2	0- 0	0- 0		AWAY		2- 0	0- 1	1- 1		
0- 0	0- 0	0- 0		NEUTRAL		0- 0	0- 0	0- 0		

RPI 1-25				RPI 26-50				RPI 51-100				RPI 101+				Team's RPI: 127	
RPI	S	Opponent	Score	RPI	S	Opponent	Score	RPI	S	Opponent	Score	RPI	S	Opponent	Score		
				50	A	St. John's (NY)	71 82	95	A	Davidson	70 62	106	H	VCU	46 61		
								98	A	Duquesne	81 77	122	H	Holy Cross	75 72		
												130	H	Richmond	64 50		
												131	H	Providence	63 72		
												145	A	George Washington	47 50		
												163	A	Boston U.	58 45		
												178	A	Rhode Island	66 69		
												201	A	UMass Lowell	74 58		
												202	H	La Salle	76 62		
												205	H	Merrimack	64 79		
												208	H	Saint Joseph's	61 43		
												224	H	Brown	95 42		
												238	A	Iona	65 51		
												270	H	New Hampshire	67 65		
												290	A	Vermont	83 49		
												291	A	St. Bonaventure	62 52		
												308	H	Siena	61 55		
												345	H	Hartford	74 48		
EAST 10 Division I																	
				95	A	Davidson	70 62	202	H	La Salle	76 62						
				130	H	Richmond	64 50	208	H	Saint Joseph's	61 43						
				145	A	George Washington	47 50	291	A	St. Bonaventure	62 52						
				106	H	VCU	46 61	98	A	Duquesne	81 77						
				178	A	Rhode Island	66 69	238	A	Iona	65 51						

Non-Div I Games:        Southern Conn. St. 86    43

## Massachusetts

Loss, Non-Conf, S Site, H Home A Away N Neutral



Average RPI Win:	333	WON-LOST	WINNING	LAST 10	STRENGTH OF	OPP. STRENGTH	TEAM	ADJ.	CONF.	ADJ CONF.
Average RPI Loss:	175	RECORD	PCT. RANK	GAMES	SCHEDULE	OF SCHEDULE	RPI	RPI	RPI	RPI
DIV. I ONLY	3- 15	322	2-8	256	305	333	333	23	23	
DIV. I NON-CONF.	1- 6	318	0	125	297	306	306	21	21	
TOTALS	RPI 1-25	RPI 26-50	W-L RECORDS	RPI 51-100	RPI 101-150	RPI 150+				
3- 15	0- 0	0- 1	OVERALL	0- 1	0- 4	3- 9				
3- 5	0- 0	0- 0	HOME	0- 1	0- 1	3- 3				
0- 10	0- 0	0- 1	AWAY	0- 0	0- 3	0- 6				
0- 0	0- 0	0- 0	NEUTRAL	0- 0	0- 0	0- 0				
1- 6	0- 0	0- 1	NON-CONFERENCE	0- 1	0- 1	1- 3				
1- 1	0- 0	0- 0	HOME	0- 1	0- 0	1- 0				
0- 5	0- 0	0- 1	AWAY	0- 0	0- 1	0- 3				
0- 0	0- 0	0- 0	NEUTRAL	0- 0	0- 0	0- 0				
2- 9	0- 0	0- 0	CONFERENCE	0- 0	0- 3	2- 6				
2- 4	0- 0	0- 0	HOME	0- 0	0- 1	2- 3				
0- 5	0- 0	0- 0	AWAY	0- 0	0- 2	0- 3				
0- 0	0- 0	0- 0	NEUTRAL	0- 0	0- 0	0- 0				

RPI 1-25	RPI 26-50	RPI 51-100	RPI 101+	Team's RPI: 333
RPI S Opponent Score	RPI S Opponent Score	RPI S Opponent Score	RPI S Opponent Score	Score
	41 A Arkansas 58 101	96 H Rice 50 81	109 A UAB 70 97	
			114 A SFA 51 82	
			120 H Abilene Christian 73 90	
			143 A Sam Houston St. 59 92	
			152 A Louisiana 55 75	
			158 A New Orleans 59 78	
			212 H Lamar University 69 87	
			214 H Central Ark. 57 70	
			220 A SMU 60 81	
			222 H Southeastern La. 67 74	
			237 A Louisiana Tech 54 79	
			288 A Nicholls St. 63 79	
			304 A Incarnate Word 56 73	
			310 H Houston Baptist 88 72	
			342 H Northwestern St. 61 51	
			346 H La.-Monroe 72 69	
LAST 10 Division I				
212 H Lamar University 69 87	304 A Incarnate Word 56 73			
288 A Nicholls St. 63 79	342 H Northwestern St. 61 51			
310 H Houston Baptist 88 72	120 H Abilene Christian 73 90			
222 H Southeastern La. 67 74	214 H Central Ark. 57 70			
158 A New Orleans 59 78	143 A Sam Houston St. 59 92			

Non-Div I Games: Centenary (LA) 116 37 LSU-Shreveport 81 77

McNeese

Average RPI Win:	209	WON-LOST	WINNING	LAST 10	STRENGTH OF	OPP. STRENGTH	TEAM	ADJ.	CONF.	ADJ CONF.
Average RPI Loss:	140	RECORD	PCT. RANK	GAMES	SCHEDULE	OF SCHEDULE	RPI	RPI	RPI	RPI
DIV. I ONLY	11- 10	171	4-6	185	136	179	179	9	9	
DIV. I NON-CONF.	9- 4	84	2-0	223	267	131	131	9	9	
TOTALS	RPI 1-25	RPI 26-50	W-L RECORDS	RPI 51-100	RPI 101-150	RPI 150+				
11- 10	0- 2	0- 0	OVERALL	1- 2	2- 3	8- 3				
7- 4	0- 1	0- 0	HOME	0- 1	1- 1	6- 1				
3- 5	0- 0	0- 0	AWAY	1- 1	0- 2	2- 2				
1- 1	0- 1	0- 0	NEUTRAL	0- 0	1- 0	0- 0				
9- 4	0- 1	0- 0	NON-CONFERENCE	1- 0	2- 1	6- 2				
5- 2	0- 0	0- 0	HOME	0- 0	1- 1	4- 1				
3- 1	0- 0	0- 0	AWAY	1- 0	0- 0	2- 1				
1- 1	0- 1	0- 0	NEUTRAL	0- 0	1- 0	0- 0				
2- 6	0- 1	0- 0	CONFERENCE	0- 2	0- 2	2- 1				
2- 2	0- 1	0- 0	HOME	0- 1	0- 0	2- 0				
0- 4	0- 0	0- 0	AWAY	0- 1	0- 2	0- 1				
0- 0	0- 0	0- 0	NEUTRAL	0- 0	0- 0	0- 0				

RPI 1-25				RPI 26-50				RPI 51-100				RPI 101+ Team's RPI: 179			
RPI	S	Opponent	Score	RPI	S	Opponent	Score	RPI	S	Opponent	Score	RPI	S	Opponent	Score
10	H	UConn	56 68					62	A	UCF	66 82	109	H	UAB	77 52
21	N	LSU	58 89					80	A	Southern Ill.	70 66	140	A	Tulane	55 59
								89	H	Cincinnati	66 73	142	N	Kansas St.	72 68
												145	H	George Washington	63 64
												149	A	Houston	65 75
												169	A	Toledo	83 76
												177	A	Little Rock	68 50
												203	H	Arkansas St.	78 50
												220	H	SMU	57 52
												237	A	Louisiana Tech	74 83
												244	H	Tulsa	63 44
												274	A	East Carolina	65 71
												277	H	Eastern Ky.	60 63
												281	H	Alabama A&M	79 71
												319	H	Alcorn	57 51
												351	H	Mississippi Val.	91 54
LAST 10 Division I															
244	H	Tulsa	63 44	140	A	Tulane	55 59								
274	A	East Carolina	65 71	89	H	Cincinnati	66 73								
62	A	UCF	66 82	149	A	Houston	65 75								
220	H	SMU	57 52	281	H	Alabama A&M	79 71								
10	H	UConn	56 68	351	H	Mississippi Val.	91 54								

Non-Div I Games:

Memphis

■ Loss, 
 ■ Non-Conf, 
 ■ S Site, 
 ■ H Home 
 ■ A Away 
 N Neutral

Average RPI Win: <b>288</b>	WON-LOST	WINNING	LAST 10	STRENGTH OF	OPP. STRENGTH	TEAM	ADJ.	CONF.	ADJ CONF.
Average RPI Loss: <b>180</b>	RECORD	PCT. RANK	GAMES	SCHEDULE	OF SCHEDULE	RPI	RPI	RPI	RPI
DIV. I ONLY	3- 18	331	1-9	279	182	331	331	25	25
DIV. I NON-CONF.	2- 12	318	0-3	241	193	315	315	23	23
TOTALS	RPI 1-25	RPI 26-50	W-L RECORDS	RPI 51-100	RPI 101-150	RPI 150+			
3- 18	0- 0	0- 2	OVERALL	0- 2	0- 2	3- 12			
2- 6	0- 0	0- 1	HOME	0- 0	0- 0	2- 5			
1- 12	0- 0	0- 1	AWAY	0- 2	0- 2	1- 7			
0- 0	0- 0	0- 0	NEUTRAL	0- 0	0- 0	0- 0			
2- 12	0- 0	0- 2	NON-CONFERENCE	0- 2	0- 1	2- 7			
1- 5	0- 0	0- 1	HOME	0- 0	0- 0	1- 4			
1- 7	0- 0	0- 1	AWAY	0- 2	0- 1	1- 3			
0- 0	0- 0	0- 0	NEUTRAL	0- 0	0- 0	0- 0			
1- 6	0- 0	0- 0	CONFERENCE	0- 0	0- 1	1- 5			
1- 1	0- 0	0- 0	HOME	0- 0	0- 0	1- 1			
0- 5	0- 0	0- 0	AWAY	0- 0	0- 1	0- 4			
0- 0	0- 0	0- 0	NEUTRAL	0- 0	0- 0	0- 0			

RPI S	Opponent	Score	RPI S	Opponent	Score	RPI S	Opponent	Score	RPI S	Opponent	Score	Team's RPI: 331
32	H Western Ky.	62 75	72	A Alabama	56 111	118	A Florida	50 71				
36	A Yale	60 68	75	A Georgia	60 76	146	A Samford	64 72				
						151	A UNC Greensboro	51 67				
						175	A Columbia	48 77				
						176	H Clemson	61 65				
						182	H Jacksonville	83 87				
						194	A Furman	49 62				
						219	H Chattanooga	55 48				
						225	A Kennesaw St.	64 92				
						235	H Gardner-Webb	62 65				
						260	H ETSU	66 72				
						269	A Wofford	49 77				
						276	A Appalachian St.	68 77				
						277	H Eastern Ky.	60 61				
						295	H Ga. Southern	62 52				
						337	A Western Caro.	40 51				
						350	A South Carolina St.	66 55				
LAST 10 Division I												
337	A Western Caro.	40 51	269	A Wofford	49 77							
151	A UNC Greensboro	51 67	194	A Furman	49 62							
219	H Chattanooga	55 48	175	A Columbia	48 77							
260	H ETSU	66 72	36	A Yale	60 68							
146	A Samford	64 72	182	H Jacksonville	83 87							

Non-Div I Games: LaGrange 74 47

Mercer

Average RPI Win:	260	WON-LOST	WINNING	LAST 10	STRENGTH OF	OPP. STRENGTH	TEAM	ADJ.	CONF.	ADJ CONF.
Average RPI Loss:	188	RECORD	PCT. RANK	GAMES	SCHEDULE	OF SCHEDULE	RPI	RPI	RPI	RPI
DIV. I ONLY	11- 8	124	6-4	272	337	205	205	29	29	
DIV. I NON-CONF.	5- 4	140	0	168	277	134	134	29	29	
TOTALS	RPI 1-25	RPI 26-50	W-L RECORDS	RPI 51-100	RPI 101-150	RPI 150+				
11- 8	0- 0	0- 0	OVERALL	0- 0	1- 4	10- 4				
7- 3	0- 0	0- 0	HOME	0- 0	0- 2	7- 1				
4- 5	0- 0	0- 0	AWAY	0- 0	1- 2	3- 3				
0- 0	0- 0	0- 0	NEUTRAL	0- 0	0- 0	0- 0				
5- 4	0- 0	0- 0	NON-CONFERENCE	0- 0	1- 2	4- 2				
3- 1	0- 0	0- 0	HOME	0- 0	0- 1	3- 0				
2- 3	0- 0	0- 0	AWAY	0- 0	1- 1	1- 2				
0- 0	0- 0	0- 0	NEUTRAL	0- 0	0- 0	0- 0				
6- 4	0- 0	0- 0	CONFERENCE	0- 0	0- 2	6- 2				
4- 2	0- 0	0- 0	HOME	0- 0	0- 1	4- 1				
2- 2	0- 0	0- 0	AWAY	0- 0	0- 1	2- 1				
0- 0	0- 0	0- 0	NEUTRAL	0- 0	0- 0	0- 0				

RPI 1-25			RPI 26-50			RPI 51-100			RPI 101+ Team's RPI: 205		
RPI	S	Opponent	Score	RPI	S	Opponent	Score	RPI	S	Opponent	Score
								122	A	Holy Cross	42 68
								127	A	Massachusetts	79 64
								136	H	Lehigh	68 72
								150	A	Robert Morris	50 72
								150	H	Robert Morris	62 68
								162	A	Illinois	72 75
								166	A	Dartmouth	52 57
								201	H	UMass Lowell	73 50
								213	H	Mt. St. Mary's	76 55
								224	A	Brown	72 57
								254	A	Saint Francis (PA)	71 56
								270	H	New Hampshire	64 54
								284	A	Sacred Heart	60 63
								290	H	Vermont	78 53
								305	H	St. Francis Brooklyn	80 54
								314	H	Bryant	78 66
								323	H	Fairleigh Dickinson	62 51
								334	H	LIU Brooklyn	60 68
								344	A	Central Conn. St.	65 56
LAST 10 Division I											
								305	H	St. Francis Brooklyn	80 54
								334	H	LIU Brooklyn	60 68
								323	H	Fairleigh Dickinson	62 51
								254	A	Saint Francis (PA)	71 56
								150	A	Robert Morris	50 72
								213	H	Mt. St. Mary's	76 55
								344	A	Central Conn. St.	65 56
								314	H	Bryant	78 66
								150	H	Robert Morris	62 68
								284	A	Sacred Heart	60 63

Non-Div I Games: Eastern Nazarene 82 50 Fisher 81 42

Merrimack

Loss, Non-Conf, S Site, H Home A Away N Neutral

Average RPI Win:	133	WON-LOST	WINNING	LAST 10	STRENGTH OF	OPP. STRENGTH	TEAM	ADJ.	CONF.	ADJ CONF.
Average RPI Loss:	38	RECORD	PCT. RANK	GAMES	SCHEDULE	OF SCHEDULE	RPI	RPI	RPI	RPI
DIV. I ONLY	12- 10	152	3-7	6	62	59	59	5	5	
DIV. I NON-CONF.	8- 3	68	0	5	85	27	27	3	3	
TOTALS	RPI 1-25	RPI 26-50	W-L RECORDS	RPI 51-100	RPI 101-150	RPI 150+				
12- 10	0- 6	0- 1	OVERALL	5- 2	2- 1	5- 0				
11- 4	0- 4	0- 0	HOME	5- 0	1- 0	5- 0				
0- 6	0- 2	0- 1	AWAY	0- 2	0- 1	0- 0				
1- 0	0- 0	0- 0	NEUTRAL	0- 0	1- 0	0- 0				
8- 3	0- 3	0- 0	NON-CONFERENCE	3- 0	1- 0	4- 0				
7- 2	0- 2	0- 0	HOME	3- 0	0- 0	4- 0				
0- 1	0- 1	0- 0	AWAY	0- 0	0- 0	0- 0				
1- 0	0- 0	0- 0	NEUTRAL	0- 0	1- 0	0- 0				
4- 7	0- 3	0- 1	CONFERENCE	2- 2	1- 1	1- 0				
4- 2	0- 2	0- 0	HOME	2- 0	1- 0	1- 0				
0- 5	0- 1	0- 1	AWAY	0- 2	0- 1	0- 0				
0- 0	0- 0	0- 0	NEUTRAL	0- 0	0- 0	0- 0				

RPI 1-25				RPI 26-50				RPI 51-100				RPI 101+			
RPI	S	Opponent	Score	RPI	S	Opponent	Score	RPI	S	Opponent	Score	RPI	S	Opponent	Score
3	H	Louisville	41 87	34	A	Virginia Tech	45 69	52	H	IUPUI	74 65	105	A	Notre Dame	53 76
11	H	Oregon St.	53 75					58	A	North Carolina	58 78	119	H	Syracuse	77 62
13	H	Indiana	45 58					83	H	Washington St.	74 68	134	N	N.C. A&T	68 67
20	A	DePaul	83 89					87	A	Georgia Tech	54 61	160	H	Jackson St.	83 68
23	A	Florida St.	61 79					87	H	Georgia Tech	54 49	171	H	Miami (OH)	80 62
23	H	Florida St.	62 73					92	H	Wake Forest	59 56	176	H	Clemson	68 64
								97	H	North Florida	78 55	183	H	Binghamton	79 56
												239	H	UNC Asheville	75 46
LAST 10 Division I															
				34	A	Virginia Tech	45 69	58	A	North Carolina	58 78				
				87	H	Georgia Tech	54 49	119	H	Syracuse	77 62				
				23	A	Florida St.	61 79	3	H	Louisville	41 87				
				176	H	Clemson	68 64	23	H	Florida St.	62 73				
				105	A	Notre Dame	53 76	87	A	Georgia Tech	54 61				

Non-Div I Games:

Miami (FL)

■ Loss, 
■ Non-Conf, S Site, 
■ Home 
■ Away 
N Neutral

Average RPI Win:	258	WON-LOST	WINNING	LAST 10	STRENGTH OF	OPP. STRENGTH	TEAM	ADJ.	CONF.	ADJ CONF.
Average RPI Loss:	90	RECORD	PCT. RANK	GAMES	SCHEDULE	OF SCHEDULE	RPI	RPI	RPI	RPI
DIV. I ONLY	9- 11	206	4-6	204	100	171	171	10	10	
DIV. I NON-CONF.	6- 5	151	1-0	267	126	151	151	10	10	
TOTALS	RPI 1-25	RPI 26-50	W-L RECORDS	RPI 51-100	RPI 101-150	RPI 150+				
9- 11	0- 2	0- 0	OVERALL	0- 5	0- 2	9- 2				
4- 2	0- 0	0- 0	HOME	0- 1	0- 1	4- 0				
4- 8	0- 2	0- 0	AWAY	0- 4	0- 0	4- 2				
1- 1	0- 0	0- 0	NEUTRAL	0- 0	0- 1	1- 0				
6- 5	0- 1	0- 0	NON-CONFERENCE	0- 3	0- 1	6- 0				
2- 0	0- 0	0- 0	HOME	0- 0	0- 0	2- 0				
3- 4	0- 1	0- 0	AWAY	0- 3	0- 0	3- 0				
1- 1	0- 0	0- 0	NEUTRAL	0- 0	0- 1	1- 0				
3- 6	0- 1	0- 0	CONFERENCE	0- 2	0- 1	3- 2				
2- 2	0- 0	0- 0	HOME	0- 1	0- 1	2- 0				
1- 4	0- 1	0- 0	AWAY	0- 1	0- 0	1- 2				
0- 0	0- 0	0- 0	NEUTRAL	0- 0	0- 0	0- 0				

RPI	S	Opponent	Score	RPI	S	Opponent	Score	RPI	S	Opponent	Score	RPI	S	Opponent	Score	Team's RPI: 171
17	A	Central Mich.	70 76					53	A	Bradley	68 79	107	N	Liberty	53 65	
20	A	DePaul	79 98					59	A	Miami (FL)	62 80	113	H	Kent St.	75 78	
								76	A	Ball St.	63 80	156	H	Western Mich.	70 67	
								89	A	Cincinnati	68 98	167	A	Eastern Mich.	53 80	
								91	H	Buffalo	72 86	185	H	Northern Ill.	66 64	
												197	A	Akron	62 70	
												231	A	Bowling Green	80 59	
												250	A	South Alabama	76 73	
												268	A	Pittsburgh	80 71	
												277	A	Eastern Ky.	75 57	
												296	N	Prairie View	65 52	
												324	H	Evansville	72 64	
												335	H	UIC	85 35	
LAST 10 Division I																
156	H	Western Mich.	70 67	167	A	Eastern Mich.	53 80									
231	A	Bowling Green	80 59	17	A	Central Mich.	70 76									
76	A	Ball St.	63 80	185	H	Northern Ill.	66 64									
197	A	Akron	62 70	91	H	Buffalo	72 86									
113	H	Kent St.	75 78	324	H	Evansville	72 64									

Non-Div I Games: Tiffin 83 51

Miami (OH)

Loss, Non-Conf, S Site, H Home A Away N Neutral

## Michigan

Through Games Of Feb. 3, 2020

Average RPI Win:	146	WON-LOST	WINNING	LAST 10	STRENGTH OF	OPP. STRENGTH	TEAM	ADJ.	CONF.	ADJ CONF.
Average RPI Loss:	37	RECORD	PCT. RANK	GAMES	SCHEDULE	OF SCHEDULE	RPI	RPI	RPI	RPI
DIV. I ONLY	14- 7	76	5-5	29	42	40	40	2	2	
DIV. I NON-CONF.	9- 2	38	0	124	155	58	58	2	2	
TOTALS	RPI 1-25	RPI 26-50	W-L RECORDS	RPI 51-100	RPI 101-150	RPI 150+				
14- 7	1- 4	1- 1	OVERALL	2- 1	3- 1	7- 0				
10- 2	1- 1	1- 0	HOME	2- 0	1- 1	5- 0				
3- 4	0- 2	0- 1	AWAY	0- 1	1- 0	2- 0				
1- 1	0- 1	0- 0	NEUTRAL	0- 0	1- 0	0- 0				
9- 2	0- 1	0- 0	NON-CONFERENCE	1- 0	2- 1	6- 0				
6- 1	0- 0	0- 0	HOME	1- 0	1- 1	4- 0				
2- 0	0- 0	0- 0	AWAY	0- 0	0- 0	2- 0				
1- 1	0- 1	0- 0	NEUTRAL	0- 0	1- 0	0- 0				
5- 5	1- 3	1- 1	CONFERENCE	1- 1	1- 0	1- 0				
4- 1	1- 1	1- 0	HOME	1- 0	0- 0	1- 0				
1- 4	0- 2	0- 1	AWAY	0- 1	1- 0	0- 0				
0- 0	0- 0	0- 0	NEUTRAL	0- 0	0- 0	0- 0				

RPI 1-25				RPI 26-50				Team's RPI: 40				RPI 51-100				RPI 101+			
RPI	S	Opponent	Score	RPI	S	Opponent	Score	RPI	S	Opponent	Score	RPI	S	Opponent	Score	RPI	S	Opponent	Score
8	A	Maryland	55 70	27	A	Ohio St.	69 78	53	H	Bradley	77 57	105	H	Notre Dame	72 76				
8	H	Maryland	49 77	46	H	Rutgers	71 57	73	A	Nebraska	71 74	112	A	Wisconsin	68 56				
12	H	Iowa	78 63					100	H	Michigan St.	89 69	113	N	Kent St.	88 53				
16	A	Northwestern	73 81									119	H	Syracuse	84 76				
23	N	Florida St.	69 79									156	H	Western Mich.	76 55				
												167	A	Eastern Mich.	57 38				
												190	H	Penn St.	82 48				
												197	A	Akron	80 71				
												229	H	Morgan St.	80 48				
												276	H	Appalachian St.	62 35				
												280	H	Oakland	79 64				
LAST 10 Division I																			
12	H	Iowa	78 63	8	H	Maryland	49 77												
16	A	Northwestern	73 81	27	A	Ohio St.	69 78												
46	H	Rutgers	71 57	100	H	Michigan St.	89 69												
73	A	Nebraska	71 74	190	H	Penn St.	82 48												
112	A	Wisconsin	68 56	8	A	Maryland	55 70												

Non-Div I Games:

Michigan

■ Loss, 
■ Non-Conf, 
■ S Site, 
■ H Home 
■ A Away 
N Neutral

## Michigan St.

Through Games Of Feb. 3, 2020

Average RPI Win:	171	WON-LOST	WINNING	LAST 10	STRENGTH OF	OPP. STRENGTH	TEAM	ADJ.	CONF.	ADJ CONF.
Average RPI Loss:	47	RECORD	PCT. RANK	GAMES	SCHEDULE	OF SCHEDULE	RPI	RPI	RPI	RPI
DIV. I ONLY	11- 11	179	4-6	63	9	100	100	2	2	
DIV. I NON-CONF.	7- 4	100	0	257	43	160	160	2	2	
TOTALS	RPI 1-25	RPI 26-50	W-L RECORDS	RPI 51-100	RPI 101-150	RPI 150+				
11- 11	0- 6	2- 3	OVERALL	1- 0	3- 1	5- 1				
8- 2	0- 1	1- 1	HOME	1- 0	1- 0	5- 0				
2- 6	0- 4	1- 1	AWAY	0- 0	1- 0	0- 1				
1- 3	0- 1	0- 1	NEUTRAL	0- 0	1- 1	0- 0				
7- 4	0- 2	0- 1	NON-CONFERENCE	0- 0	2- 1	5- 0				
5- 0	0- 0	0- 0	HOME	0- 0	0- 0	5- 0				
1- 1	0- 1	0- 0	AWAY	0- 0	1- 0	0- 0				
1- 3	0- 1	0- 1	NEUTRAL	0- 0	1- 1	0- 0				
4- 7	0- 4	2- 2	CONFERENCE	1- 0	1- 0	0- 1				
3- 2	0- 1	1- 1	HOME	1- 0	1- 0	0- 0				
1- 5	0- 3	1- 1	AWAY	0- 0	0- 0	0- 1				
0- 0	0- 0	0- 0	NEUTRAL	0- 0	0- 0	0- 0				

RPI 1-25				RPI 26-50				RPI 51-100				RPI 101+			
RPI	S	Opponent	Score	RPI	S	Opponent	Score	RPI	S	Opponent	Score	RPI	S	Opponent	Score
8	A	Maryland	53 94	27	H	Ohio St.	68 65	73	H	Nebraska	78 70	105	A	Notre Dame	72 69
12	A	Iowa	57 74	33	H	Purdue	66 76					112	H	Wisconsin	69 52
13	A	Indiana	67 79	38	N	West Virginia	57 63					119	N	Syracuse	63 77
16	H	Northwestern	48 76	40	A	Michigan	69 89					142	N	Kansas St.	65 60
21	N	LSU	56 58	46	A	Rutgers	66 55					167	H	Eastern Mich.	85 50
23	A	Florida St.	68 78									190	A	Penn St.	73 86
												252	H	Morehead St.	93 48
												280	H	Oakland	76 56
												329	H	Detroit Mercy	110 52
												345	H	Hartford	79 34
LAST 10 Division I															
8	A	Maryland	53 94	27	H	Ohio St.	68 65								
33	H	Purdue	66 76	112	H	Wisconsin	69 52								
12	A	Iowa	57 74	190	A	Penn St.	73 86								
16	H	Northwestern	48 76	40	A	Michigan	69 89								
46	A	Rutgers	66 55	73	H	Nebraska	78 70								

Non-Div I Games:

Michigan St.

■ Loss, 
■ Non-Conf, 
■ S Site, 
■ H Home 
■ A Away 
N Neutral



## Middle Tenn.

Through Games Of Feb. 3, 2020

Average RPI Win:	186	WON-LOST	WINNING	LAST 10	STRENGTH OF	OPP. STRENGTH	TEAM	ADJ.	CONF.	ADJ CONF.
Average RPI Loss:	60	RECORD	PCT. RANK	GAMES	SCHEDULE	OF SCHEDULE	RPI	RPI	RPI	RPI
DIV. I ONLY	15- 7	72	7-3	62	96	60	60	13	13	
DIV. I NON-CONF.	8- 4	90	0	31	31	49	49	14	14	
TOTALS	RPI 1-25	RPI 26-50	W-L RECORDS	RPI 51-100	RPI 101-150	RPI 150+				
15- 7	1- 2	0- 3	OVERALL	1- 1	3- 0	10- 1				
10- 2	1- 1	0- 1	HOME	1- 0	1- 0	7- 0				
4- 3	0- 0	0- 1	AWAY	0- 1	1- 0	3- 1				
1- 2	0- 1	0- 1	NEUTRAL	0- 0	1- 0	0- 0				
8- 4	1- 2	0- 1	NON-CONFERENCE	0- 1	3- 0	4- 0				
5- 1	1- 1	0- 0	HOME	0- 0	1- 0	3- 0				
2- 1	0- 0	0- 0	AWAY	0- 1	1- 0	1- 0				
1- 2	0- 1	0- 1	NEUTRAL	0- 0	1- 0	0- 0				
7- 3	0- 0	0- 2	CONFERENCE	1- 0	0- 0	6- 1				
5- 1	0- 0	0- 1	HOME	1- 0	0- 0	4- 0				
2- 2	0- 0	0- 1	AWAY	0- 0	0- 0	2- 1				
0- 0	0- 0	0- 0	NEUTRAL	0- 0	0- 0	0- 0				

RPI 1-25				RPI 26-50				RPI 51-100 Team's RPI: 60				RPI 101+			
RPI	S	Opponent	Score	RPI	S	Opponent	Score	RPI	S	Opponent	Score	RPI	S	Opponent	Score
5	N	Gonzaga	50 62	29	H	Old Dominion	56 67	63	A	Belmont	57 68	106	H	VCU	86 63
22	H	TCU	82 70	31	N	Arizona St.	60 61	66	H	Charlotte	83 59	121	N	Auburn	73 50
24	H	Kentucky	52 67	32	A	Western Ky.	63 71					140	A	Tulane	64 62
												164	H	Tennessee Tech	64 58
												180	H	Fla. Atlantic	81 66
												191	A	Southern Miss.	77 69
												194	H	Furman	78 62
												233	H	UTEP	76 60
												237	A	Louisiana Tech	60 78
												258	A	Marshall	75 55
												263	H	Lipscomb	70 49
												274	A	East Carolina	68 66
												282	H	FIU	72 56
												299	H	UTSA	69 48
LAST 10 Division I															
299	H	UTSA	69 48	180	H	Fla. Atlantic	81 66								
233	H	UTEP	76 60	32	A	Western Ky.	63 71								
191	A	Southern Miss.	77 69	258	A	Marshall	75 55								
237	A	Louisiana Tech	60 78	66	H	Charlotte	83 59								
282	H	FIU	72 56	29	H	Old Dominion	56 67								

Non-Div I Games:

Middle Tenn.

■ Loss, 
 ■ Non-Conf, S Site, 
 ■ Home 
 ■ Away 
 N Neutral

Average RPI Win:	256	WON-LOST	WINNING	LAST 10	STRENGTH OF	OPP. STRENGTH	TEAM	ADJ.	CONF.	ADJ CONF.
Average RPI Loss:	139	RECORD	PCT. RANK	GAMES	SCHEDULE	OF SCHEDULE	RPI	RPI	RPI	RPI
DIV. I ONLY	7- 14	263	4-6	152	219	242	242	22	22	
DIV. I NON-CONF.	2- 8	295	0	112	80	276	276	19	19	
TOTALS	RPI 1-25	RPI 26-50	W-L RECORDS	RPI 51-100	RPI 101-150	RPI 150+				
7- 14	0- 1	0- 2	OVERALL	0- 2	0- 2	7- 7				
4- 5	0- 0	0- 1	HOME	0- 1	0- 0	4- 3				
3- 9	0- 1	0- 1	AWAY	0- 1	0- 2	3- 4				
0- 0	0- 0	0- 0	NEUTRAL	0- 0	0- 0	0- 0				
2- 8	0- 1	0- 2	NON-CONFERENCE	0- 1	0- 1	2- 3				
2- 3	0- 0	0- 1	HOME	0- 0	0- 0	2- 2				
0- 5	0- 1	0- 1	AWAY	0- 1	0- 1	0- 1				
0- 0	0- 0	0- 0	NEUTRAL	0- 0	0- 0	0- 0				
5- 6	0- 0	0- 0	CONFERENCE	0- 1	0- 1	5- 4				
2- 2	0- 0	0- 0	HOME	0- 1	0- 0	2- 1				
3- 4	0- 0	0- 0	AWAY	0- 0	0- 1	3- 3				
0- 0	0- 0	0- 0	NEUTRAL	0- 0	0- 0	0- 0				

RPI 1-25				RPI 26-50				RPI 51-100				RPI 101+ Team's RPI: 242			
RPI	S	Opponent	Score	RPI	S	Opponent	Score	RPI	S	Opponent	Score	RPI	S	Opponent	Score
20	A	DePaul	65 94	33	A	Purdue	55 68	52	H	IUPUI	52 75	112	A	Wisconsin	40 71
				35	H	Marquette	56 78	55	A	Minnesota	61 77	135	A	Green Bay	48 61
												175	A	Columbia	46 74
												185	H	Northern Ill.	78 65
												195	A	Cleveland St.	49 58
												198	A	Wright St.	77 67
												198	H	Wright St.	60 58
												200	H	North Dakota	58 66
												209	A	Northern Ky.	37 61
												209	H	Northern Ky.	49 61
												227	A	Youngstown St.	74 62
												231	H	Bowling Green	51 63
												280	A	Oakland	62 78
												318	H	Ark.-Pine Bluff	69 55
												329	A	Detroit Mercy	63 48
												335	H	UIC	71 55
LAST 10 Division I															
198	A	Wright St.	77 67	335	H	UIC	71 55								
209	A	Northern Ky.	37 61	280	A	Oakland	62 78								
227	A	Youngstown St.	74 62	329	A	Detroit Mercy	63 48								
195	A	Cleveland St.	49 58	135	A	Green Bay	48 61								
52	H	IUPUI	52 75	209	H	Northern Ky.	49 61								

Non-Div I Games: Wis.-Parkside 84 77

Milwaukee

Loss, Non-Conf, S Site, H Home A Away N Neutral

Average RPI Win:	147	WON-LOST	WINNING	LAST 10	STRENGTH OF	OPP. STRENGTH	TEAM	ADJ.	CONF.	ADJ CONF.
Average RPI Loss:	53	RECORD	PCT. RANK	GAMES	SCHEDULE	OF SCHEDULE	RPI	RPI	RPI	RPI
DIV. I ONLY	14- 8	96	3-7	39	32	55	55	2	2	
DIV. I NON-CONF.	10- 1	20	0	119	89	33	33	2	2	
TOTALS	RPI 1-25	RPI 26-50	W-L RECORDS	RPI 51-100	RPI 101-150	RPI 150+				
14- 8	0- 4	3- 1	OVERALL	2- 1	3- 1	6- 1				
9- 5	0- 3	2- 1	HOME	2- 0	1- 1	4- 0				
5- 3	0- 1	1- 0	AWAY	0- 1	2- 0	2- 1				
0- 0	0- 0	0- 0	NEUTRAL	0- 0	0- 0	0- 0				
10- 1	0- 1	1- 0	NON-CONFERENCE	1- 0	3- 0	5- 0				
7- 1	0- 1	1- 0	HOME	1- 0	1- 0	4- 0				
3- 0	0- 0	0- 0	AWAY	0- 0	2- 0	1- 0				
0- 0	0- 0	0- 0	NEUTRAL	0- 0	0- 0	0- 0				
4- 7	0- 3	2- 1	CONFERENCE	1- 1	0- 1	1- 1				
2- 4	0- 2	1- 1	HOME	1- 0	0- 1	0- 0				
2- 3	0- 1	1- 0	AWAY	0- 1	0- 0	1- 1				
0- 0	0- 0	0- 0	NEUTRAL	0- 0	0- 0	0- 0				

RPI	S	Opponent	Score	RPI	S	Opponent	Score	RPI	S	Opponent	Score	RPI	S	Opponent	Score
9	H	Missouri St.	69 77	27	H	Ohio St.	63 66	73	A	Nebraska	58 72	105	A	Notre Dame	75 67
12	H	Iowa	75 76	31	H	Arizona St.	80 66	73	H	Nebraska	67 61	112	H	Wisconsin	62 72
13	A	Indiana	52 65	33	A	Purdue	72 59	93	H	Montana St.	71 60	136	H	Lehigh	77 49
16	H	Northwestern	54 56	46	H	Rutgers	73 71					145	A	George Washington	83 50
												162	A	Illinois	71 74
												168	H	UC Davis	76 67
												189	A	American	70 53
												190	A	Penn St.	81 74
												242	H	Milwaukee	77 61
												290	H	Vermont	90 58
												314	H	Bryant	101 56
LAST 10 Division I															
46	H	Rutgers	73 71	12	H	Iowa	75 76								
73	H	Nebraska	67 61	162	A	Illinois	71 74								
13	A	Indiana	52 65	16	H	Northwestern	54 56								
112	H	Wisconsin	62 72	73	A	Nebraska	58 72								
33	A	Purdue	72 59	27	H	Ohio St.	63 66								

Non-Div I Games:

Minnesota

■ Loss, 
■ Non-Conf, S Site, 
■ Home 
■ Away 
N Neutral

## Mississippi St.

Through Games Of Feb. 3, 2020

Average RPI Win: 123		WON-LOST	WINNING	LAST 10	STRENGTH OF		OPP. STRENGTH	TEAM	ADJ.	CONF.	ADJ CONF.
Average RPI Loss: 15		RECORD	PCT. RANK	GAMES	SCHEDULE		OF SCHEDULE	RPI	RPI	RPI	RPI
DIV. I ONLY		20- 3	15	9-1	27		13	14	14	4	4
DIV. I NON-CONF.		12- 2	28	1-0	23		42	12	12	5	5
TOTALS		RPI 1-25	RPI 26-50		W-L RECORDS		RPI 51-100	RPI 101-150		RPI 150+	
20- 3		1- 2	2- 1		OVERALL		6- 0	4- 0		7- 0	
10- 1		1- 0	0- 1		HOME		3- 0	2- 0		4- 0	
6- 1		0- 1	1- 0		AWAY		2- 0	1- 0		2- 0	
4- 1		0- 1	1- 0		NEUTRAL		1- 0	1- 0		1- 0	
12- 2		0- 1	2- 1		NON-CONFERENCE		3- 0	1- 0		6- 0	
5- 1		0- 0	0- 1		HOME		2- 0	0- 0		3- 0	
3- 0		0- 0	1- 0		AWAY		0- 0	0- 0		2- 0	
4- 1		0- 1	1- 0		NEUTRAL		1- 0	1- 0		1- 0	
8- 1		1- 1	0- 0		CONFERENCE		3- 0	3- 0		1- 0	
5- 0		1- 0	0- 0		HOME		1- 0	2- 0		1- 0	
3- 1		0- 1	0- 0		AWAY		2- 0	1- 0		0- 0	
0- 0		0- 0	0- 0		NEUTRAL		0- 0	0- 0		0- 0	

RPI	S	Opponent	Score	RPI	S	Opponent	Score	RPI	S	Opponent	Score	RPI	S	Opponent	Score
2	A	South Carolina	79 81	35	A	Marquette	74 68	64	H	Troy	122 82	118	H	Florida	93 47
4	N	Stanford	62 67	38	H	West Virginia	65 71	69	H	UT Martin	82 46	121	H	Auburn	78 73
21	H	LSU	64 60	45	N	Virginia	72 59	75	A	Georgia	73 66	135	N	Green Bay	83 58
								75	H	Georgia	67 53	148	A	Missouri	79 64
								79	N	South Fla.	86 61	152	A	Louisiana	64 48
								99	A	Vanderbilt	68 52	160	A	Jackson St.	92 53
												177	H	Little Rock	89 50
												191	H	Southern Miss.	91 58
												206	H	Murray St.	124 43
												223	N	San Francisco	73 38
												272	H	Ole Miss	80 39
LAST 10 Division I															
75	H	Georgia	67 53	21	H	LSU	64 60								
121	H	Auburn	78 73	148	A	Missouri	79 64								
272	H	Ole Miss	80 39	75	A	Georgia	73 66								
99	A	Vanderbilt	68 52	118	H	Florida	93 47								
2	A	South Carolina	79 81	177	H	Little Rock	89 50								

Non-Div I Games:

Mississippi St.

■ Loss, 
 ■ Non-Conf, S Site, 
 ■ Home 
 ■ Away 
 N Neutral

Average RPI Win: 348		WON-LOST	WINNING	LAST 10	STRENGTH OF	OPP. STRENGTH	TEAM	ADJ.	CONF.	ADJ CONF.
Average RPI Loss: 243		RECORD	PCT. RANK	GAMES	SCHEDULE	OF SCHEDULE	RPI	RPI	RPI	RPI
DIV. I ONLY		2- 18	340	1-9	350	339	351	351	31	31
DIV. I NON-CONF.		1- 10	329	0-1	336	326	350	350	31	31
TOTALS	RPI 1-25	RPI 26-50		W-L RECORDS		RPI 51-100	RPI 101-150	RPI 150+		
2- 18	0- 0	0- 0		OVERALL		0- 0	0- 1	2- 17		
2- 6	0- 0	0- 0		HOME		0- 0	0- 0	2- 6		
0- 11	0- 0	0- 0		AWAY		0- 0	0- 1	0- 10		
0- 1	0- 0	0- 0		NEUTRAL		0- 0	0- 0	0- 1		
1- 10	0- 0	0- 0		NON-CONFERENCE		0- 0	0- 0	1- 10		
1- 2	0- 0	0- 0		HOME		0- 0	0- 0	1- 2		
0- 7	0- 0	0- 0		AWAY		0- 0	0- 0	0- 7		
0- 1	0- 0	0- 0		NEUTRAL		0- 0	0- 0	0- 1		
1- 8	0- 0	0- 0		CONFERENCE		0- 0	0- 1	1- 7		
1- 4	0- 0	0- 0		HOME		0- 0	0- 0	1- 4		
0- 4	0- 0	0- 0		AWAY		0- 0	0- 1	0- 3		
0- 0	0- 0	0- 0		NEUTRAL		0- 0	0- 0	0- 0		

RPI 1-25				RPI 26-50				RPI 51-100				RPI 101+				Team's RPI: 351	
RPI	S	Opponent	Score	RPI	S	Opponent	Score	RPI	S	Opponent	Score	RPI	S	Opponent	Score		
												103	A	Texas Southern	58	88	
												160	H	Jackson St.	61	90	
												174	A	North Ala.	60	86	
												179	A	Memphis	54	91	
												188	A	Wyoming	22	95	
												191	A	Southern Miss.	80	84	
												196	H	Austin Peay	82	100	
												206	H	Murray St.	66	72	
												245	H	Southern U.	54	84	
												267	A	Colorado St.	46	65	
												272	A	Ole Miss	53	72	
												281	A	Alabama A&M	48	68	
												294	N	Omaha	70	78	
												296	A	Prairie View	47	81	
												318	H	Ark.-Pine Bluff	77	80	
												319	H	Alcorn	67	81	
												332	A	Alabama St.	64	77	
												346	A	La.-Monroe	66	74	
												347	H	Florida A&M	71	70	
												348	H	Grambling	68	57	
LAST 10 Division I																	
				348	H	Grambling	68	57	319	H	Alcorn	67	81				
				160	H	Jackson St.	61	90	281	A	Alabama A&M	48	68				
				296	A	Prairie View	47	81	332	A	Alabama St.	64	77				
				103	A	Texas Southern	58	88	318	H	Ark.-Pine Bluff	77	80				
				245	H	Southern U.	54	84	346	A	La.-Monroe	66	74				

Non-Div I Games:

Mississippi Val.

Loss, Non-Conf, S Site, H Home A Away N Neutral

Average RPI Win:	185	WON-LOST	WINNING	LAST 10	STRENGTH OF	OPP. STRENGTH	TEAM	ADJ.	CONF.	ADJ CONF.
Average RPI Loss:	70	RECORD	PCT. RANK	GAMES	SCHEDULE	OF SCHEDULE	RPI	RPI	RPI	RPI
DIV. I ONLY	5- 17	306	2-8	3	78	148	148	4	4	
DIV. I NON-CONF.	3- 10	282	0-1	36	131	222	222	5	5	
TOTALS	RPI 1-25	RPI 26-50	W-L RECORDS	RPI 51-100	RPI 101-150	RPI 150+				
5- 17	1- 6	0- 4	OVERALL	1- 3	0- 1	3- 3				
4- 8	1- 4	0- 1	HOME	1- 2	0- 0	2- 1				
1- 7	0- 2	0- 3	AWAY	0- 0	0- 1	1- 1				
0- 2	0- 0	0- 0	NEUTRAL	0- 1	0- 0	0- 1				
3- 10	0- 2	0- 1	NON-CONFERENCE	1- 3	0- 1	2- 3				
3- 4	0- 1	0- 0	HOME	1- 2	0- 0	2- 1				
0- 4	0- 1	0- 1	AWAY	0- 0	0- 1	0- 1				
0- 2	0- 0	0- 0	NEUTRAL	0- 1	0- 0	0- 1				
2- 7	1- 4	0- 3	CONFERENCE	0- 0	0- 0	1- 0				
1- 4	1- 3	0- 1	HOME	0- 0	0- 0	0- 0				
1- 3	0- 1	0- 2	AWAY	0- 0	0- 0	1- 0				
0- 0	0- 0	0- 0	NEUTRAL	0- 0	0- 0	0- 0				

RPI	S	Opponent	Score	RPI	S	Opponent	Score	RPI	S	Opponent	Score	RPI	S	Opponent	Score	Team's RPI: 148
2	H	South Carolina	45 78	41	A	Arkansas	73 90	51	H	UNI	73 78	135	A	Green Bay	64 72	
9	A	Missouri St.	72 79	41	H	Arkansas	81 85	58	N	North Carolina	69 82	162	H	Illinois	51 58	
14	H	Mississippi St.	64 79	43	A	Tennessee	66 77	73	H	Nebraska	85 90	204	N	New Mexico	68 71	
18	A	Texas A&M	53 72	47	A	South Dakota	56 72	90	H	Saint Louis	83 58	215	H	Western Ill.	97 89	
19	H	Princeton	33 68									248	A	UMKC	56 59	
21	H	LSU	69 65									272	A	Ole Miss	71 57	
24	H	Kentucky	47 62									328	H	SIUE	68 51	
LAST 10 Division I																
41	H	Arkansas	81 85	41	A	Arkansas	73 90									
24	H	Kentucky	47 62	14	H	Mississippi St.	64 79									
18	A	Texas A&M	53 72	21	H	LSU	69 65									
272	A	Ole Miss	71 57	43	A	Tennessee	66 77									
2	H	South Carolina	45 78	162	H	Illinois	51 58									

Non-Div I Games:

Missouri

■ Loss, 
■ Non-Conf, 
■ S Site, 
■ H Home 
■ A Away 
N Neutral

Average RPI Win:	129	WON-LOST	WINNING	LAST 10	STRENGTH OF	OPP. STRENGTH	TEAM	ADJ.	CONF.	ADJ CONF.
Average RPI Loss:	32	RECORD	PCT. RANK	GAMES	SCHEDULE	OF SCHEDULE	RPI	RPI	RPI	RPI
DIV. I ONLY	17- 3	20	8-2	24	68	9	9	7	7	
DIV. I NON-CONF.	9- 2	38	0-1	13	17	4	4	7	7	
TOTALS	RPI 1-25	RPI 26-50	W-L RECORDS	RPI 51-100	RPI 101-150	RPI 150+				
17- 3	0- 2	3- 0	OVERALL	4- 1	4- 0	6- 0				
9- 0	0- 0	1- 0	HOME	3- 0	2- 0	3- 0				
8- 3	0- 2	2- 0	AWAY	1- 1	2- 0	3- 0				
0- 0	0- 0	0- 0	NEUTRAL	0- 0	0- 0	0- 0				
9- 2	0- 2	2- 0	NON-CONFERENCE	1- 0	3- 0	3- 0				
5- 0	0- 0	0- 0	HOME	0- 0	2- 0	3- 0				
4- 2	0- 2	2- 0	AWAY	1- 0	1- 0	0- 0				
0- 0	0- 0	0- 0	NEUTRAL	0- 0	0- 0	0- 0				
8- 1	0- 0	1- 0	CONFERENCE	3- 1	1- 0	3- 0				
4- 0	0- 0	1- 0	HOME	3- 0	0- 0	0- 0				
4- 1	0- 0	0- 0	AWAY	0- 1	1- 0	3- 0				
0- 0	0- 0	0- 0	NEUTRAL	0- 0	0- 0	0- 0				

RPI 1-25				Team's RPI: 9				RPI 26-50				RPI 51-100				RPI 101+			
RPI	S	Opponent	Score		RPI	S	Opponent	Score		RPI	S	Opponent	Score		RPI	S	Opponent	Score	
5	A	Gonzaga	52	64	28	H	Drake	69	67	51	H	UNI	80	66	101	A	Boise St.	72	69
11	A	Oregon St.	69	80	39	A	Oklahoma	96	90	53	H	Bradley	90	56	117	A	Loyola Chicago	74	72
					47	A	South Dakota	74	66	55	A	Minnesota	77	69	123	H	A&M-Corpus Christi	79	51
										71	H	Illinois St.	87	74	148	H	Missouri	79	72
										80	A	Southern Ill.	68	70	159	A	Valparaiso	81	68
															170	H	Wichita St.	68	55
															181	H	Santa Clara	71	64
															248	H	UMKC	83	58
															279	A	Indiana St.	76	55
															324	A	Evansville	81	55
LAST 10 Division I																			
					71	H	Illinois St.	87	74	51	H	UNI	80	66					
					53	H	Bradley	90	56	28	H	Drake	69	67					
					324	A	Evansville	81	55	159	A	Valparaiso	81	68					
					279	A	Indiana St.	76	55	117	A	Loyola Chicago	74	72					
					80	A	Southern Ill.	68	70	5	A	Gonzaga	52	64					

Non-Div I Games: William Jewell 111 39

Missouri St.

Average RPI Win: <b>268</b>	WON-LOST	WINNING	LAST 10	STRENGTH OF	OPP. STRENGTH	TEAM	ADJ.	CONF.	ADJ CONF.
Average RPI Loss: <b>160</b>	RECORD	PCT. RANK	GAMES	SCHEDULE	OF SCHEDULE	RPI	RPI	RPI	RPI
DIV. I ONLY	5- 15	295	1-9	177	241	278	278	24	24
DIV. I NON-CONF.	3- 6	235	0	120	183	180	180	25	25
TOTALS	RPI 1-25	RPI 26-50	W-L RECORDS	RPI 51-100	RPI 101-150	RPI 150+			
5- 15	0- 1	0- 1	OVERALL	0- 4	0- 2	5- 7			
2- 5	0- 0	0- 0	HOME	0- 1	0- 1	2- 3			
2- 10	0- 1	0- 1	AWAY	0- 3	0- 1	2- 4			
1- 0	0- 0	0- 0	NEUTRAL	0- 0	0- 0	1- 0			
3- 6	0- 1	0- 1	NON-CONFERENCE	0- 1	0- 2	3- 1			
1- 1	0- 0	0- 0	HOME	0- 0	0- 1	1- 0			
1- 5	0- 1	0- 1	AWAY	0- 1	0- 1	1- 1			
1- 0	0- 0	0- 0	NEUTRAL	0- 0	0- 0	1- 0			
2- 9	0- 0	0- 0	CONFERENCE	0- 3	0- 0	2- 6			
1- 4	0- 0	0- 0	HOME	0- 1	0- 0	1- 3			
1- 5	0- 0	0- 0	AWAY	0- 2	0- 0	1- 3			
0- 0	0- 0	0- 0	NEUTRAL	0- 0	0- 0	0- 0			

RPI S	Opponent	Score	RPI S	Opponent	Score	RPI S	Opponent	Score	RPI S	Opponent	Score	Team's RPI: 278
19 A	Princeton	40 52	26 A	Arizona	34 86	74 A	Bucknell	37 71	124 A	San Diego	49 57	
						81 A	Marist	66 76	131 H	Providence	52 68	
						81 H	Marist	53 74	157 H	Lafayette	52 44	
						85 A	Rider	25 48	165 A	Quinnipiac	53 60	
									207 A	Fairfield	38 49	
									217 H	Manhattan	62 60	
									238 H	Iona	33 36	
									249 H	Niagara	70 73	
									266 A	Loyola Maryland	48 64	
									308 A	Siena	39 51	
									312 A	Albany (NY)	53 41	
									320 N	Purdue Fort Wayne	60 46	
									336 A	Saint Peter's	81 67	
									341 H	Canisius	62 71	
LAST 10 Division I												
85 A	Rider	25 48	336 A	Saint Peter's	81 67							
81 H	Marist	53 74	238 H	Iona	33 36							
308 A	Siena	39 51	207 A	Fairfield	38 49							
249 H	Niagara	70 73	341 H	Canisius	62 71							
165 A	Quinnipiac	53 60	81 A	Marist	66 76							

Non-Div I Games:

Monmouth



Montana

Through Games Of Feb. 3, 2020

Average RPI Win:	256	WON-LOST	WINNING	LAST 10	STRENGTH OF	OPP. STRENGTH	TEAM	ADJ.	CONF.	ADJ CONF.
Average RPI Loss:	130	RECORD	PCT. RANK	GAMES	SCHEDULE	OF SCHEDULE	RPI	RPI	RPI	RPI
DIV. I ONLY	9- 9	179	5-5	137	298	184	184	18	18	
DIV. I NON-CONF.	3- 4	201	0	19	327	110	110	17	17	
TOTALS	RPI 1-25	RPI 26-50	W-L RECORDS	RPI 51-100	RPI 101-150	RPI 150+				
9- 9	0- 0	0- 2	OVERALL	0- 2	0- 1	9- 4				
5- 5	0- 0	0- 1	HOME	0- 2	0- 0	5- 2				
4- 3	0- 0	0- 1	AWAY	0- 0	0- 1	4- 1				
0- 1	0- 0	0- 0	NEUTRAL	0- 0	0- 0	0- 1				
3- 4	0- 0	0- 2	NON-CONFERENCE	0- 1	0- 0	3- 1				
1- 2	0- 0	0- 1	HOME	0- 1	0- 0	1- 0				
2- 1	0- 0	0- 1	AWAY	0- 0	0- 0	2- 0				
0- 1	0- 0	0- 0	NEUTRAL	0- 0	0- 0	0- 1				
6- 5	0- 0	0- 0	CONFERENCE	0- 1	0- 1	6- 3				
4- 3	0- 0	0- 0	HOME	0- 1	0- 0	4- 2				
2- 2	0- 0	0- 0	AWAY	0- 0	0- 1	2- 1				
0- 0	0- 0	0- 0	NEUTRAL	0- 0	0- 0	0- 0				

RPI S	Opponent	Score	RPI S	Opponent	Score	RPI S	Opponent	Score	RPI S	Opponent	Score	Team's RPI: 184
26	H Arizona	42 77	70	H Fresno St.	63 76	111	A Idaho	51 52	161	A Northern Ariz.	79 71	
47	A South Dakota	64 96	93	H Montana St.	61 66	181	N Santa Clara	58 68	186	A Portland St.	65 78	
						186	H Portland St.	62 55	216	H Southern Utah	81 74	
						221	H Northern Colo.	58 67	232	H Idaho St.	53 67	
						234	A Cal St. Fullerton	71 69	251	H Grand Canyon	72 67	
						306	A Sacramento St.	64 60	309	H Eastern Wash.	92 54	
						316	H Weber St.	85 57	326	A Utah Valley	63 52	
LAST 10 Division I												
93	H Montana St.	61 66	186	A Portland St.	65 78							
186	H Portland St.	62 55	309	H Eastern Wash.	92 54							
316	H Weber St.	85 57	221	H Northern Colo.	58 67							
232	H Idaho St.	53 67	216	H Southern Utah	81 74							
111	A Idaho	51 52	306	A Sacramento St.	64 60							

Non-Div I Games: Mont. St.-Northern 98 45 Mont. St. Billings 70 53

Montana

Loss, Non-Conf, S Site, H Home A Away N Neutral

Average RPI Win:	237	WON-LOST	WINNING	LAST 10	STRENGTH OF	OPP. STRENGTH	TEAM	ADJ.	CONF.	ADJ CONF.
Average RPI Loss:	71	RECORD	PCT. RANK	GAMES	SCHEDULE	OF SCHEDULE	RPI	RPI	RPI	RPI
DIV. I ONLY	11- 6	92	9-1	129	193	93	93	18	18	
DIV. I NON-CONF.	2- 5	259	0	11	72	121	121	17	17	
TOTALS	RPI 1-25	RPI 26-50	W-L RECORDS	RPI 51-100	RPI 101-150	RPI 150+				
11- 6	0- 2	0- 0	OVERALL	0- 2	0- 1	11- 1				
5- 2	0- 1	0- 0	HOME	0- 0	0- 1	5- 0				
6- 2	0- 0	0- 0	AWAY	0- 2	0- 0	6- 0				
0- 2	0- 1	0- 0	NEUTRAL	0- 0	0- 0	0- 1				
2- 5	0- 2	0- 0	NON-CONFERENCE	0- 2	0- 0	2- 1				
1- 1	0- 1	0- 0	HOME	0- 0	0- 0	1- 0				
1- 2	0- 0	0- 0	AWAY	0- 2	0- 0	1- 0				
0- 2	0- 1	0- 0	NEUTRAL	0- 0	0- 0	0- 1				
9- 1	0- 0	0- 0	CONFERENCE	0- 0	0- 1	9- 0				
4- 1	0- 0	0- 0	HOME	0- 0	0- 1	4- 0				
5- 0	0- 0	0- 0	AWAY	0- 0	0- 0	5- 0				
0- 0	0- 0	0- 0	NEUTRAL	0- 0	0- 0	0- 0				

RPI 1-25				RPI 26-50				RPI 51-100 Team's RPI: 93				RPI 101+			
RPI	S	Opponent	Score	RPI	S	Opponent	Score	RPI	S	Opponent	Score	RPI	S	Opponent	Score
5	H	Gonzaga	55 70					55	A	Minnesota	60 71	111	H	Idaho	68 69
18	N	Texas A&M	67 78					67	A	South Dakota St.	50 60	161	A	Northern Ariz.	72 64
												168	H	UC Davis	77 65
												170	N	Wichita St.	64 66
												184	A	Montana	66 61
												186	A	Portland St.	73 62
												216	H	Southern Utah	91 65
												221	H	Northern Colo.	91 58
												232	H	Idaho St.	67 59
												306	A	Sacramento St.	85 48
												309	A	Eastern Wash.	89 85
												313	A	Seattle U	73 65
												316	H	Weber St.	81 52
LAST 10 Division I															
184	A	Montana	66 61	111	H	Idaho	68 69								
232	H	Idaho St.	67 59	216	H	Southern Utah	91 65								
316	H	Weber St.	81 52	221	H	Northern Colo.	91 58								
309	A	Eastern Wash.	89 85	161	A	Northern Ariz.	72 64								
186	A	Portland St.	73 62	306	A	Sacramento St.	85 48								

Non-Div I Games: Carroll (MT) 67 33 Mont. St.-Northern 93 34

Montana St.

Average RPI Win:	294	WON-LOST	WINNING	LAST 10	STRENGTH OF	OPP. STRENGTH	TEAM	ADJ.	CONF.	ADJ CONF.
Average RPI Loss:	128	RECORD	PCT. RANK	GAMES	SCHEDULE	OF SCHEDULE	RPI	RPI	RPI	RPI
DIV. I ONLY	6- 14	278	4-6	107	291	252	252	19	19	
DIV. I NON-CONF.	2- 8	295	0	71	190	253	253	22	22	
TOTALS	RPI 1-25	RPI 26-50	W-L RECORDS	RPI 51-100	RPI 101-150	RPI 150+				
6- 14	0- 2	0- 0	OVERALL	0- 4	0- 2	6- 6				
4- 6	0- 0	0- 0	HOME	0- 1	0- 2	4- 3				
2- 8	0- 2	0- 0	AWAY	0- 3	0- 0	2- 3				
0- 0	0- 0	0- 0	NEUTRAL	0- 0	0- 0	0- 0				
2- 8	0- 2	0- 0	NON-CONFERENCE	0- 2	0- 1	2- 3				
2- 2	0- 0	0- 0	HOME	0- 0	0- 1	2- 1				
0- 6	0- 2	0- 0	AWAY	0- 2	0- 0	0- 2				
0- 0	0- 0	0- 0	NEUTRAL	0- 0	0- 0	0- 0				
4- 6	0- 0	0- 0	CONFERENCE	0- 2	0- 1	4- 3				
2- 4	0- 0	0- 0	HOME	0- 1	0- 1	2- 2				
2- 2	0- 0	0- 0	AWAY	0- 1	0- 0	2- 1				
0- 0	0- 0	0- 0	NEUTRAL	0- 0	0- 0	0- 0				

RPI 1-25				RPI 26-50				RPI 51-100				RPI 101+ Team's RPI: 252			
RPI	S	Opponent	Score	RPI	S	Opponent	Score	RPI	S	Opponent	Score	RPI	S	Opponent	Score
7	A	Baylor	47 94					63	A	Belmont	62 71	134	H	N.C. A&T	56 74
24	A	Kentucky	54 79					69	H	UT Martin	64 82	138	H	Southeast Mo. St.	61 67
								78	A	Dayton	41 58	159	A	Valparaiso	53 55
								100	A	Michigan St.	48 93	164	A	Tennessee Tech	75 82
												164	H	Tennessee Tech	55 75
												226	H	Stetson	55 58
												228	H	Eastern Ill.	51 57
												230	H	Radford	73 62
												231	A	Bowling Green	65 79
												254	H	Saint Francis (PA)	65 54
												307	A	Jacksonville St.	69 55
												307	H	Jacksonville St.	67 48
												328	H	SIUE	75 69
												340	A	Tennessee St.	84 47
LAST 10 Division I															
69	H	UT Martin	64 82	340	A	Tennessee St.	84 47								
138	H	Southeast Mo. St.	61 67	228	H	Eastern Ill.	51 57								
307	A	Jacksonville St.	69 55	328	H	SIUE	75 69								
164	A	Tennessee Tech	75 82	164	H	Tennessee Tech	55 75								
63	A	Belmont	62 71	307	H	Jacksonville St.	67 48								

Non-Div I Games: Asbury 107 55 Midway 107 55

Morehead St.

Loss, Non-Conf, S Site, H Home A Away N Neutral



## Mt. St. Mary's

Through Games Of Feb. 3, 2020

Average RPI Win:	283	WON-LOST	WINNING	LAST 10	STRENGTH OF	OPP. STRENGTH	TEAM	ADJ.	CONF.	ADJ CONF.
Average RPI Loss:	155	RECORD	PCT. RANK	GAMES	SCHEDULE	OF SCHEDULE	RPI	RPI	RPI	RPI
DIV. I ONLY	11- 9	140	7-3	311	249	213	213	29	29	
DIV. I NON-CONF.	4- 7	225	0-1	147	125	192	192	29	29	
TOTALS	RPI 1-25	RPI 26-50	W-L RECORDS	RPI 51-100	RPI 101-150	RPI 150+				
11- 9	0- 2	0- 1	OVERALL	0- 0	1- 1	10- 5				
6- 2	0- 0	0- 0	HOME	0- 0	0- 1	6- 1				
4- 6	0- 2	0- 1	AWAY	0- 0	0- 0	4- 3				
1- 1	0- 0	0- 0	NEUTRAL	0- 0	1- 0	0- 1				
4- 7	0- 2	0- 1	NON-CONFERENCE	0- 0	1- 1	3- 3				
2- 1	0- 0	0- 0	HOME	0- 0	0- 1	2- 0				
1- 5	0- 2	0- 1	AWAY	0- 0	0- 0	1- 2				
1- 1	0- 0	0- 0	NEUTRAL	0- 0	1- 0	0- 1				
7- 2	0- 0	0- 0	CONFERENCE	0- 0	0- 0	7- 2				
4- 1	0- 0	0- 0	HOME	0- 0	0- 0	4- 1				
3- 1	0- 0	0- 0	AWAY	0- 0	0- 0	3- 1				
0- 0	0- 0	0- 0	NEUTRAL	0- 0	0- 0	0- 0				

RPI 1-25				RPI 26-50				RPI 51-100				RPI 101+ Team's RPI: 213			
RPI	S	Opponent	Score	RPI	S	Opponent	Score	RPI	S	Opponent	Score	RPI	S	Opponent	Score
13	A	Indiana	52 75	29	A	Old Dominion	34 85					130	N	Richmond	75 67
24	A	Kentucky	44 67									136	H	Lehigh	65 66
												155	N	Hampton	60 68
												193	A	Towson	57 73
												205	A	Merrimack	55 76
												230	A	Radford	75 58
												266	H	Loyola Maryland	81 75
												283	H	Wagner	78 63
												284	A	Sacred Heart	67 58
												302	H	UMBC	71 61
												305	H	St. Francis Brooklyn	69 60
												314	A	Bryant	76 70
												314	H	Bryant	67 72
												323	A	Fairleigh Dickinson	69 61
												325	A	UMES	76 78
												334	H	LIU Brooklyn	75 57
												344	H	Central Conn. St.	72 64
LAST 10 Division I															
284	A	Sacred Heart	67 58	205	A	Merrimack	55 76								
323	A	Fairleigh Dickinson	69 61	314	A	Bryant	76 70								
314	H	Bryant	67 72	334	H	LIU Brooklyn	75 57								
305	H	St. Francis Brooklyn	69 60	283	H	Wagner	78 63								
344	H	Central Conn. St.	72 64	29	A	Old Dominion	34 85								

Non-Div I Games: Frostburg St. 94 40

Mt. St. Mary's

■ Loss, 
 ■ Non-Conf, 
 ■ S Site, 
 ■ H Home 
 ■ A Away 
 N Neutral

Average RPI Win:	273	WON-LOST	WINNING	LAST 10	STRENGTH OF	OPP. STRENGTH	TEAM	ADJ.	CONF.	ADJ CONF.
Average RPI Loss:	105	RECORD	PCT. RANK	GAMES	SCHEDULE	OF SCHEDULE	RPI	RPI	RPI	RPI
DIV. I ONLY	9- 10	194	4-6	213	233	206	206	19	19	
DIV. I NON-CONF.	5- 4	140	0	280	114	165	165	22	22	
TOTALS	RPI 1-25	RPI 26-50	W-L RECORDS	RPI 51-100	RPI 101-150	RPI 150+				
9- 10	0- 2	0- 0	OVERALL	0- 4	1- 2	8- 2				
6- 3	0- 0	0- 0	HOME	0- 2	1- 1	5- 0				
3- 7	0- 2	0- 0	AWAY	0- 2	0- 1	3- 2				
0- 0	0- 0	0- 0	NEUTRAL	0- 0	0- 0	0- 0				
5- 4	0- 2	0- 0	NON-CONFERENCE	0- 1	0- 1	5- 0				
2- 1	0- 0	0- 0	HOME	0- 0	0- 1	2- 0				
3- 3	0- 2	0- 0	AWAY	0- 1	0- 0	3- 0				
0- 0	0- 0	0- 0	NEUTRAL	0- 0	0- 0	0- 0				
4- 6	0- 0	0- 0	CONFERENCE	0- 3	1- 1	3- 2				
4- 2	0- 0	0- 0	HOME	0- 2	1- 0	3- 0				
0- 4	0- 0	0- 0	AWAY	0- 1	0- 1	0- 2				
0- 0	0- 0	0- 0	NEUTRAL	0- 0	0- 0	0- 0				

RPI 1-25				RPI 26-50				RPI 51-100				RPI 101+ Team's RPI: 206			
RPI	S	Opponent	Score	RPI	S	Opponent	Score	RPI	S	Opponent	Score	RPI	S	Opponent	Score
3	A	Louisville	40 76					63	H	Belmont	56 86	138	A	Southeast Mo. St.	73 88
14	A	Mississippi St.	43 124					69	A	UT Martin	56 98	138	H	Southeast Mo. St.	70 62
								69	H	UT Martin	64 89	146	H	Samford	56 84
								80	A	Southern Ill.	66 76	164	A	Tennessee Tech	72 77
												203	H	Arkansas St.	77 62
												228	H	Eastern Ill.	92 87
												263	A	Lipscomb	67 57
												279	H	Indiana St.	70 62
												307	A	Jacksonville St.	51 68
												324	A	Evansville	61 59
												328	H	SIUE	74 60
												340	H	Tennessee St.	100 62
												351	A	Mississippi Val.	72 66
LAST 10 Division I															
328	H	SIUE	74 60	69	A	UT Martin	56 98								
228	H	Eastern Ill.	92 87	164	A	Tennessee Tech	72 77								
340	H	Tennessee St.	100 62	307	A	Jacksonville St.	51 68								
63	H	Belmont	56 86	138	H	Southeast Mo. St.	70 62								
138	A	Southeast Mo. St.	73 88	69	H	UT Martin	64 89								

Non-Div I Games: Cumberland (TN) 93 60 Christian Bros. 95 59

Murray St.

■ Loss, 
 ■ Non-Conf, S Site, 
 ■ Home 
 ■ Away 
 N Neutral

Average RPI Win:	247	WON-LOST	WINNING	LAST 10	STRENGTH OF	OPP. STRENGTH	TEAM	ADJ.	CONF.	ADJ CONF.
Average RPI Loss:	120	RECORD	PCT. RANK	GAMES	SCHEDULE	OF SCHEDULE	RPI	RPI	RPI	RPI
DIV. I ONLY	13- 6	68	8-2	288	165	134	134	30	30	
DIV. I NON-CONF.	6- 4	123	1-0	141	30	71	71	30	30	
TOTALS	RPI 1-25	RPI 26-50	W-L RECORDS	RPI 51-100	RPI 101-150	RPI 150+				
13- 6	0- 1	0- 0	OVERALL	0- 2	1- 1	12- 2				
6- 1	0- 0	0- 0	HOME	0- 0	0- 1	6- 0				
6- 4	0- 1	0- 0	AWAY	0- 1	1- 0	5- 2				
1- 1	0- 0	0- 0	NEUTRAL	0- 1	0- 0	1- 0				
6- 4	0- 1	0- 0	NON-CONFERENCE	0- 2	1- 0	5- 1				
2- 0	0- 0	0- 0	HOME	0- 0	0- 0	2- 0				
3- 3	0- 1	0- 0	AWAY	0- 1	1- 0	2- 1				
1- 1	0- 0	0- 0	NEUTRAL	0- 1	0- 0	1- 0				
7- 2	0- 0	0- 0	CONFERENCE	0- 0	0- 1	7- 1				
4- 1	0- 0	0- 0	HOME	0- 0	0- 1	4- 0				
3- 1	0- 0	0- 0	AWAY	0- 0	0- 0	3- 1				
0- 0	0- 0	0- 0	NEUTRAL	0- 0	0- 0	0- 0				

RPI 1-25				RPI 26-50				RPI 51-100				RPI 101+				Team's RPI: 134	
RPI	S	Opponent	Score	RPI	S	Opponent	Score	RPI	S	Opponent	Score	RPI	S	Opponent	Score		
15	A	NC State	44 80					59	N	Miami (FL)	67 68	106	A	VCU	69 58		
								75	A	Georgia	54 72	147	H	Bethune-Cookman	58 69		
												151	H	UNC Greensboro	57 48		
												173	H	Norfolk St.	53 39		
												176	A	Clemson	82 74		
												197	A	Akron	52 64		
												203	N	Arkansas St.	55 50		
												229	A	Morgan St.	38 42		
												252	A	Morehead St.	74 56		
												260	H	ETSU	80 69		
												261	A	Delaware St.	69 45		
												261	H	Delaware St.	58 53		
												325	A	UMES	67 31		
												343	A	Coppin St.	84 38		
												347	H	Florida A&M	71 44		
												350	H	South Carolina St.	66 55		
LAST 10 Division I																	
350	H	South Carolina St.	66 55	343	A	Coppin St.	84 38										
173	H	Norfolk St.	53 39	261	A	Delaware St.	69 45										
261	H	Delaware St.	58 53	325	A	UMES	67 31										
147	H	Bethune-Cookman	58 69	347	H	Florida A&M	71 44										
229	A	Morgan St.	38 42	106	A	VCU	69 58										

Non-Div I Games: Saint Augustine's 75 44 Johnson &amp; Wales (NC121 61

N.C. A&amp;T

Loss, Non-Conf, S Site, H Home A Away N Neutral

# N.C. Central

Through Games Of Feb. 3, 2020

Average RPI Win:	302	WON-LOST	WINNING	LAST 10	STRENGTH OF	OPP. STRENGTH	TEAM	ADJ.	CONF.	ADJ CONF.
Average RPI Loss:	196	RECORD	PCT. RANK	GAMES	SCHEDULE	OF SCHEDULE	RPI	RPI	RPI	RPI
DIV. I ONLY	5- 14	291	4-6	329	272	322	322	30	30	
DIV. I NON-CONF.	2- 9	304	1-1	208	227	305	305	30	30	
TOTALS	RPI 1-25	RPI 26-50	W-L RECORDS	RPI 51-100	RPI 101-150	RPI 150+				
5- 14	0- 1	0- 0	OVERALL	0- 1	1- 2	4- 10				
3- 5	0- 0	0- 0	HOME	0- 0	1- 0	2- 5				
2- 8	0- 1	0- 0	AWAY	0- 1	0- 2	2- 4				
0- 1	0- 0	0- 0	NEUTRAL	0- 0	0- 0	0- 1				
2- 9	0- 1	0- 0	NON-CONFERENCE	0- 1	1- 1	1- 6				
1- 3	0- 0	0- 0	HOME	0- 0	1- 0	0- 3				
1- 5	0- 1	0- 0	AWAY	0- 1	0- 1	1- 2				
0- 1	0- 0	0- 0	NEUTRAL	0- 0	0- 0	0- 1				
3- 5	0- 0	0- 0	CONFERENCE	0- 0	0- 1	3- 4				
2- 2	0- 0	0- 0	HOME	0- 0	0- 0	2- 2				
1- 3	0- 0	0- 0	AWAY	0- 0	0- 1	1- 2				
0- 0	0- 0	0- 0	NEUTRAL	0- 0	0- 0	0- 0				

RPI 1-25				RPI 26-50				RPI 51-100				RPI 101+				Team's RPI: 322	
RPI	S	Opponent	Score	RPI	S	Opponent	Score	RPI	S	Opponent	Score	RPI	S	Opponent	Score		
12	A	Iowa	50 102					58	A	North Carolina	53 92	128	A	California	69 90		
												133	H	Campbell	67 64		
												147	A	Bethune-Cookman	52 73		
												173	H	Norfolk St.	75 83		
												190	N	Penn St.	68 92		
												199	A	CSU Bakersfield	71 80		
												210	H	High Point	58 78		
												247	A	Col. of Charleston	78 85		
												257	H	Winthrop	46 56		
												261	A	Delaware St.	54 64		
												261	H	Delaware St.	60 64		
												282	H	FIU	58 59		
												325	A	UMES	63 65		
												334	A	LIU Brooklyn	61 59		
												347	A	Florida A&M	71 70		
												347	H	Florida A&M	66 57		
												350	H	South Carolina St.	90 49		
LAST 10 Division I																	
				173	H	Norfolk St.	75 83					325	A	UMES	63 65		
				350	H	South Carolina St.	90 49					261	A	Delaware St.	54 64		
				261	H	Delaware St.	60 64					347	H	Florida A&M	66 57		
				347	A	Florida A&M	71 70					334	A	LIU Brooklyn	61 59		
				147	A	Bethune-Cookman	52 73					12	A	Iowa	50 102		

Non-Div I Games: Washington Adventis83 48 Lincoln (PA) 53 68

N.C. Central

Loss, Non-Conf, S Site, H Home A Away N Neutral



Average RPI Win:	133	WON-LOST	WINNING	LAST 10	STRENGTH OF	OPP. STRENGTH	TEAM	ADJ.	CONF.	ADJ CONF.
Average RPI Loss:	58	RECORD	PCT. RANK	GAMES	SCHEDULE	OF SCHEDULE	RPI	RPI	RPI	RPI
DIV. I ONLY	21- 1	2	9-1	105	24	15	15	5	5	
DIV. I NON-CONF.	11- 0	1	0	178	62	17	17	3	3	
TOTALS	RPI 1-25	RPI 26-50	W-L RECORDS	RPI 51-100	RPI 101-150	RPI 150+				
21- 1	2- 0	4- 0	OVERALL	3- 1	2- 0	10- 0				
12- 0	2- 0	2- 0	HOME	2- 0	1- 0	5- 0				
7- 1	0- 0	1- 0	AWAY	1- 1	1- 0	4- 0				
2- 0	0- 0	1- 0	NEUTRAL	0- 0	0- 0	1- 0				
11- 0	1- 0	1- 0	NON-CONFERENCE	0- 0	1- 0	8- 0				
7- 0	1- 0	0- 0	HOME	0- 0	1- 0	5- 0				
2- 0	0- 0	0- 0	AWAY	0- 0	0- 0	2- 0				
2- 0	0- 0	1- 0	NEUTRAL	0- 0	0- 0	1- 0				
10- 1	1- 0	3- 0	CONFERENCE	3- 1	1- 0	2- 0				
5- 0	1- 0	2- 0	HOME	2- 0	0- 0	0- 0				
5- 1	0- 0	1- 0	AWAY	1- 1	1- 0	2- 0				
0- 0	0- 0	0- 0	NEUTRAL	0- 0	0- 0	0- 0				

RPI 1-25				Team's RPI: 15		RPI 26-50				RPI 51-100				RPI 101+			
RPI	S	Opponent	Score	RPI	S	Opponent	Score	RPI	S	Opponent	Score	RPI	S	Opponent	Score		
8	H	Maryland	66 59	34	H	Virginia Tech	76 69	58	A	North Carolina	60 66	105	A	Notre Dame	90 56		
23	H	Florida St.	68 51	37	N	Texas	84 73	58	H	North Carolina	76 68	134	H	N.C. A&T	80 44		
				42	A	Duke	63 60	61	A	Boston College	72 54	153	H	Elon	62 49		
				45	H	Virginia	80 60	92	H	Wake Forest	59 45	172	A	Saint Mary's (CA)	87 70		
												176	A	Clemson	79 60		
												192	A	Hawaii	68 59		
												212	H	Lamar University	81 40		
												219	H	Chattanooga	74 38		
												246	H	Maine	62 34		
												255	H	UNCW	80 40		
												256	N	North Texas	76 65		
												268	A	Pittsburgh	88 44		
LAST 10 Division I																	
				42	A	Duke	63 60	23	H	Florida St.	68 51						
				176	A	Clemson	79 60	105	A	Notre Dame	90 56						
				58	H	North Carolina	76 68	58	A	North Carolina	60 66						
				268	A	Pittsburgh	88 44	45	H	Virginia	80 60						
				92	H	Wake Forest	59 45	34	H	Virginia Tech	76 69						

Non-Div I Games:

NC State

■ Loss, 
 ■ Non-Conf, S Site, 
 ■ Home 
 ■ Away 
 N Neutral

Average RPI Win:	329	WON-LOST	WINNING	LAST 10	STRENGTH OF	OPP. STRENGTH	TEAM	ADJ.	CONF.	ADJ CONF.
Average RPI Loss:	180	RECORD	PCT. RANK	GAMES	SCHEDULE	OF SCHEDULE	RPI	RPI	RPI	RPI
DIV. I ONLY	3- 18	331	0-10	254	288	330	330	16	16	
DIV. I NON-CONF.	3- 10	282	0-2	293	340	323	323	16	16	
TOTALS	RPI 1-25	RPI 26-50	W-L RECORDS	RPI 51-100	RPI 101-150	RPI 150+				
3- 18	0- 1	0- 1	OVERALL	0- 2	0- 3	3- 11				
2- 7	0- 0	0- 0	HOME	0- 1	0- 2	2- 4				
1- 11	0- 1	0- 1	AWAY	0- 1	0- 1	1- 7				
0- 0	0- 0	0- 0	NEUTRAL	0- 0	0- 0	0- 0				
3- 10	0- 0	0- 1	NON-CONFERENCE	0- 1	0- 2	3- 6				
2- 3	0- 0	0- 0	HOME	0- 1	0- 1	2- 1				
1- 7	0- 0	0- 1	AWAY	0- 0	0- 1	1- 5				
0- 0	0- 0	0- 0	NEUTRAL	0- 0	0- 0	0- 0				
0- 8	0- 1	0- 0	CONFERENCE	0- 1	0- 1	0- 5				
0- 4	0- 0	0- 0	HOME	0- 0	0- 1	0- 3				
0- 4	0- 1	0- 0	AWAY	0- 1	0- 0	0- 2				
0- 0	0- 0	0- 0	NEUTRAL	0- 0	0- 0	0- 0				

RPI 1-25				RPI 26-50				RPI 51-100				RPI 101+ Team's RPI: 330			
RPI	S	Opponent	Score	RPI	S	Opponent	Score	RPI	S	Opponent	Score	RPI	S	Opponent	Score
25	A	FGCU	39 82	48	A	Colorado	57 80	82	H	Colgate	52 79	102	H	Penn	51 85
								97	A	North Florida	48 71	107	H	Liberty	53 67
												139	A	Cornell	44 68
												174	H	North Ala.	55 57
												175	A	Columbia	43 99
												182	A	Jacksonville	67 88
												183	A	Binghamton	40 75
												225	H	Kennesaw St.	64 77
												226	A	Stetson	49 72
												263	H	Lipscomb	57 65
												283	A	Wagner	59 61
												290	A	Vermont	59 65
												305	H	St. Francis Brooklyn	88 69
												315	A	Air Force	48 68
												323	H	Fairleigh Dickinson	59 68
												336	H	Saint Peter's	76 73
												345	A	Hartford	61 52
LAST 10 Division I															
174	H	North Ala.	55 57	182	A	Jacksonville	67 88								
226	A	Stetson	49 72	97	A	North Florida	48 71								
25	A	FGCU	39 82	107	H	Liberty	53 67								
263	H	Lipscomb	57 65	183	A	Binghamton	40 75								
225	H	Kennesaw St.	64 77	175	A	Columbia	43 99								

Non-Div I Games:

NJIT

Average RPI Win: <b>228</b>	WON-LOST	WINNING	LAST 10	STRENGTH OF	OPP. STRENGTH	TEAM	ADJ.	CONF.	ADJ CONF.
Average RPI Loss: <b>167</b>	RECORD	PCT. RANK	GAMES	SCHEDULE	OF SCHEDULE	RPI	RPI	RPI	RPI
DIV. I ONLY	6- 14	278	2-8	233	207	292	292	15	15
DIV. I NON-CONF.	4- 6	212	0	319	219	286	286	15	15
TOTALS	RPI 1-25	RPI 26-50	W-L RECORDS	RPI 51-100	RPI 101-150	RPI 150+			
6- 14	0- 0	0- 0	OVERALL	0- 3	0- 4	6- 7			
5- 5	0- 0	0- 0	HOME	0- 1	0- 2	5- 2			
1- 9	0- 0	0- 0	AWAY	0- 2	0- 2	1- 5			
0- 0	0- 0	0- 0	NEUTRAL	0- 0	0- 0	0- 0			
4- 6	0- 0	0- 0	NON-CONFERENCE	0- 1	0- 0	4- 5			
3- 1	0- 0	0- 0	HOME	0- 0	0- 0	3- 1			
1- 5	0- 0	0- 0	AWAY	0- 1	0- 0	1- 4			
0- 0	0- 0	0- 0	NEUTRAL	0- 0	0- 0	0- 0			
2- 8	0- 0	0- 0	CONFERENCE	0- 2	0- 4	2- 2			
2- 4	0- 0	0- 0	HOME	0- 1	0- 2	2- 1			
0- 4	0- 0	0- 0	AWAY	0- 1	0- 2	0- 1			
0- 0	0- 0	0- 0	NEUTRAL	0- 0	0- 0	0- 0			

RPI 1-25				RPI 26-50				RPI 51-100				RPI 101+				Team's RPI: 292	
RPI	S	Opponent	Score	RPI	S	Opponent	Score	RPI	S	Opponent	Score	RPI	S	Opponent	Score		
								58	A	North Carolina	40	80	122	A	Holy Cross	43	57
								74	H	Bucknell	34	61	122	H	Holy Cross	49	58
								82	A	Colgate	55	80	136	A	Lehigh	40	70
													136	H	Lehigh	53	60
													157	A	Lafayette	52	79
													163	H	Boston U.	46	41
													176	A	Clemson	65	52
													202	H	La Salle	61	46
													207	A	Fairfield	52	66
													208	A	Saint Joseph's	40	49
													225	H	Kennesaw St.	82	62
													236	H	George Mason	58	67
													246	A	Maine	41	46
													266	H	Loyola Maryland	44	50
													285	H	Army West Point	57	45
													290	A	Vermont	56	64
													315	H	Air Force	67	59
LAST 10 Division I																	
				266	H	Loyola Maryland	44	50	136	H	Lehigh	53	60				
				122	A	Holy Cross	43	57	82	A	Colgate	55	80				
				285	H	Army West Point	57	45	74	H	Bucknell	34	61				
				163	H	Boston U.	46	41	122	H	Holy Cross	49	58				
				157	A	Lafayette	52	79	136	A	Lehigh	40	70				

Non-Div I Games: Stevenson 70 36

Navy

■ Loss, 
 ■ Non-Conf, 
 ■ S Site, 
 ■ H Home 
 ■ A Away 
 N Neutral

## Nebraska

Through Games Of Feb. 3, 2020

Average RPI Win:	163	WON-LOST	WINNING	LAST 10	STRENGTH OF	OPP. STRENGTH	TEAM	ADJ.	CONF.	ADJ CONF.
Average RPI Loss:	43	RECORD	PCT. RANK	GAMES	SCHEDULE	OF SCHEDULE	RPI	RPI	RPI	RPI
DIV. I ONLY	15- 7	72	4-6	94	30	73	73	2	2	
DIV. I NON-CONF.	10- 1	20	0	290	129	92	92	2	2	
TOTALS	RPI 1-25	RPI 26-50	W-L RECORDS	RPI 51-100	RPI 101-150	RPI 150+				
15- 7	1- 1	2- 4	OVERALL	2- 2	3- 0	7- 0				
11- 3	1- 0	2- 3	HOME	1- 0	1- 0	6- 0				
2- 4	0- 1	0- 1	AWAY	0- 2	2- 0	0- 0				
2- 0	0- 0	0- 0	NEUTRAL	1- 0	0- 0	1- 0				
10- 1	0- 0	1- 1	NON-CONFERENCE	1- 0	1- 0	7- 0				
7- 1	0- 0	1- 1	HOME	0- 0	0- 0	6- 0				
1- 0	0- 0	0- 0	AWAY	0- 0	1- 0	0- 0				
2- 0	0- 0	0- 0	NEUTRAL	1- 0	0- 0	1- 0				
5- 6	1- 1	1- 3	CONFERENCE	1- 2	2- 0	0- 0				
4- 2	1- 0	1- 2	HOME	1- 0	1- 0	0- 0				
1- 4	0- 1	0- 1	AWAY	0- 2	1- 0	0- 0				
0- 0	0- 0	0- 0	NEUTRAL	0- 0	0- 0	0- 0				

RPI	S	Opponent	Score	RPI	S	Opponent	Score	RPI	S	Opponent	Score	RPI	S	Opponent	Score
8	A	Maryland	69 87	27	H	Ohio St.	74 80	55	A	Minnesota	61 67	112	A	Wisconsin	72 71
12	H	Iowa	78 69	30	H	Creighton	74 79	55	H	Minnesota	72 58	112	H	Wisconsin	65 50
				33	H	Purdue	68 76	86	N	Southern California	67 54	148	A	Missouri	90 85
				40	H	Michigan	74 71	100	A	Michigan St.	70 78	217	H	Manhattan	71 51
				42	H	Duke	83 79					229	H	Morgan St.	78 55
				46	A	Rutgers	65 69					245	H	Southern U.	73 39
												253	H	Oral Roberts	77 67
												281	H	Alabama A&M	68 46
												284	N	Sacred Heart	72 49
												328	H	SIUE	63 49
LAST 10 Division I															
27	H	Ohio St.	74 80	8	A	Maryland	69 87								
55	A	Minnesota	61 67	46	A	Rutgers	65 69								
112	A	Wisconsin	72 71	112	H	Wisconsin	65 50								
33	H	Purdue	68 76	55	H	Minnesota	72 58								
40	H	Michigan	74 71	100	A	Michigan St.	70 78								

Non-Div I Games:

Nebraska

■ Loss, 
 ■ Non-Conf, 
 ■ S Site, 
 ■ H Home 
 ■ A Away 
 N Neutral

## Nevada

Through Games Of Feb. 3, 2020

Average RPI Win: <b>286</b>	WON-LOST	WINNING	LAST 10	STRENGTH OF	OPP. STRENGTH	TEAM	ADJ.	CONF.	ADJ CONF.
Average RPI Loss: <b>166</b>	RECORD	PCT. RANK	GAMES	SCHEDULE	OF SCHEDULE	RPI	RPI	RPI	RPI
DIV. I ONLY	<b>9- 12</b>	<b>222</b>	<b>3-7</b>	<b>314</b>	<b>250</b>	<b>289</b>	<b>289</b>	<b>17</b>	<b>17</b>
DIV. I NON-CONF.	<b>6- 4</b>	<b>123</b>	<b>0</b>	<b>322</b>	<b>301</b>	<b>232</b>	<b>232</b>	<b>24</b>	<b>24</b>
TOTALS	RPI 1-25	RPI 26-50	W-L RECORDS	RPI 51-100	RPI 101-150	RPI 150+			
9- 12	0- 0	0- 0	OVERALL	0- 1	0- 5	9- 6			
7- 4	0- 0	0- 0	HOME	0- 0	0- 3	7- 1			
1- 8	0- 0	0- 0	AWAY	0- 1	0- 2	1- 5			
1- 0	0- 0	0- 0	NEUTRAL	0- 0	0- 0	1- 0			
6- 4	0- 0	0- 0	NON-CONFERENCE	0- 1	0- 2	6- 1			
4- 1	0- 0	0- 0	HOME	0- 0	0- 1	4- 0			
1- 3	0- 0	0- 0	AWAY	0- 1	0- 1	1- 1			
1- 0	0- 0	0- 0	NEUTRAL	0- 0	0- 0	1- 0			
3- 8	0- 0	0- 0	CONFERENCE	0- 0	0- 3	3- 5			
3- 3	0- 0	0- 0	HOME	0- 0	0- 2	3- 1			
0- 5	0- 0	0- 0	AWAY	0- 0	0- 1	0- 4			
0- 0	0- 0	0- 0	NEUTRAL	0- 0	0- 0	0- 0			

N  
e  
v  
a  
d  
aN  
e  
v  
a  
d  
a

RPI 1-25				RPI 26-50				RPI 51-100				RPI 101+ Team's RPI: 289					
RPI	S	Opponent	Score	RPI	S	Opponent	Score	RPI	S	Opponent	Score	RPI	S	Opponent	Score		
								86	A	Southern California	47	50	101	A	Boise St.	40	54
													101	H	Boise St.	72	83
													104	A	Utah	62	68
													114	H	SFA	65	80
													137	H	San Jose St.	70	72
													172	H	Saint Mary's (CA)	78	72
													186	A	Portland St.	75	80
													187	A	UNLV	64	66
													188	A	Wyoming	59	83
													204	A	New Mexico	67	87
													243	H	San Diego St.	70	69
													267	A	Colorado St.	70	75
													267	H	Colorado St.	74	63
													293	H	Utah St.	69	60
													301	N	UTRGV	62	57
													306	H	Sacramento St.	83	72
													315	H	Air Force	61	68
													317	H	Cal Poly	71	40
													326	A	Utah Valley	60	57
													349	H	Chicago St.	80	60
LAST 10 Division I																	
				101	H	Boise St.	72	83					188	A	Wyoming	59	83
				267	H	Colorado St.	74	63					293	H	Utah St.	69	60
				204	A	New Mexico	67	87					137	H	San Jose St.	70	72
				187	A	UNLV	64	66					101	A	Boise St.	40	54
				243	H	San Diego St.	70	69					267	A	Colorado St.	70	75

Non-Div I Games: Stanislaus St. 80 62

Nevada

Loss, Non-Conf, S Site, H Home A Away N Neutral

# New Hampshire

Through Games Of Feb. 3, 2020

Average RPI Win:	318	WON-LOST	WINNING	LAST 10	STRENGTH OF	OPP. STRENGTH	TEAM	ADJ.	CONF.	ADJ CONF.
Average RPI Loss:	160	RECORD	PCT. RANK	GAMES	SCHEDULE	OF SCHEDULE	RPI	RPI	RPI	RPI
DIV. I ONLY	6- 14	278	4-6	220	296	270	270	27	27	
DIV. I NON-CONF.	2- 9	304	0-1	182	236	296	296	27	27	
TOTALS	RPI 1-25	RPI 26-50	W-L RECORDS	RPI 51-100	RPI 101-150	RPI 150+				
6- 14	0- 2	0- 0	OVERALL	0- 1	0- 2	6- 9				
2- 6	0- 0	0- 0	HOME	0- 1	0- 0	2- 5				
4- 8	0- 2	0- 0	AWAY	0- 0	0- 2	4- 4				
0- 0	0- 0	0- 0	NEUTRAL	0- 0	0- 0	0- 0				
2- 9	0- 2	0- 0	NON-CONFERENCE	0- 0	0- 2	2- 5				
1- 3	0- 0	0- 0	HOME	0- 0	0- 0	1- 3				
1- 6	0- 2	0- 0	AWAY	0- 0	0- 2	1- 2				
0- 0	0- 0	0- 0	NEUTRAL	0- 0	0- 0	0- 0				
4- 5	0- 0	0- 0	CONFERENCE	0- 1	0- 0	4- 4				
1- 3	0- 0	0- 0	HOME	0- 1	0- 0	1- 2				
3- 2	0- 0	0- 0	AWAY	0- 0	0- 0	3- 2				
0- 0	0- 0	0- 0	NEUTRAL	0- 0	0- 0	0- 0				

RPI 1-25				RPI 26-50				RPI 51-100				RPI 101+ Team's RPI: 270			
RPI	S	Opponent	Score	RPI	S	Opponent	Score	RPI	S	Opponent	Score	RPI	S	Opponent	Score
7	A	Baylor	29 97					84	H	Stony Brook	44 53	122	A	Holy Cross	61 82
19	A	Princeton	37 77									127	A	Massachusetts	65 67
												163	H	Boston U.	64 78
												166	A	Dartmouth	47 66
												183	H	Binghamton	53 63
												201	A	UMass Lowell	53 58
												201	H	UMass Lowell	53 66
												205	A	Merrimack	54 64
												224	H	Brown	68 76
												246	A	Maine	50 67
												286	H	North Dakota St.	61 67
												290	A	Vermont	59 51
												302	A	UMBC	72 63
												312	A	Albany (NY)	48 47
												314	A	Bryant	68 56
												344	H	Central Conn. St.	70 59
												345	H	Hartford	72 71
LAST 10 Division I															
201	H	UMass Lowell	53 66	84	H	Stony Brook	44 53								
290	A	Vermont	59 51	246	A	Maine	50 67								
183	H	Binghamton	53 63	345	H	Hartford	72 71								
302	A	UMBC	72 63	201	A	UMass Lowell	53 58								
312	A	Albany (NY)	48 47	19	A	Princeton	37 77								

Non-Div I Games: Wheaton (MA) 89 44

New Hampshire

Loss, Non-Conf, S Site, H Home A Away N Neutral

Average RPI Win:	239	WON-LOST	WINNING	LAST 10	STRENGTH OF	OPP. STRENGTH	TEAM	ADJ.	CONF.	ADJ CONF.
Average RPI Loss:	128	RECORD	PCT. RANK	GAMES	SCHEDULE	OF SCHEDULE	RPI	RPI	RPI	RPI
DIV. I ONLY	11- 12	188	3-7	153	192	204	204	17	17	
DIV. I NON-CONF.	8- 4	90	0-1	230	144	139	139	24	24	
TOTALS	RPI 1-25	RPI 26-50	W-L RECORDS	RPI 51-100	RPI 101-150	RPI 150+				
11- 12	0- 0	0- 2	OVERALL	0- 3	3- 3	8- 4				
7- 6	0- 0	0- 0	HOME	0- 2	2- 1	5- 3				
3- 5	0- 0	0- 1	AWAY	0- 1	0- 2	3- 1				
1- 1	0- 0	0- 1	NEUTRAL	0- 0	1- 0	0- 0				
8- 4	0- 0	0- 2	NON-CONFERENCE	0- 1	3- 0	5- 1				
5- 2	0- 0	0- 0	HOME	0- 1	2- 0	3- 1				
2- 1	0- 0	0- 1	AWAY	0- 0	0- 0	2- 0				
1- 1	0- 0	0- 1	NEUTRAL	0- 0	1- 0	0- 0				
3- 8	0- 0	0- 0	CONFERENCE	0- 2	0- 3	3- 3				
2- 4	0- 0	0- 0	HOME	0- 1	0- 1	2- 2				
1- 4	0- 0	0- 0	AWAY	0- 1	0- 2	1- 1				
0- 0	0- 0	0- 0	NEUTRAL	0- 0	0- 0	0- 0				

RPI S	Opponent	Score	RPI S	Opponent	Score	RPI S	Opponent	Score	RPI S	Opponent	Score	Team's RPI: 204
31	A Arizona St.	47 84	70	A Fresno St.	81 84	101	A Boise St.	82 83				
38	N West Virginia	60 73	70	H Fresno St.	78 84	131	H Providence	86 68				
			76	H Ball St.	57 70	137	A San Jose St.	85 89				
						137	H San Jose St.	80 81				
						148	N Missouri	71 68				
						149	H Houston	81 71				
						161	H Northern Ariz.	83 76				
						187	H UNLV	51 68				
						188	H Wyoming	66 73				
						233	A UTEP	93 78				
						243	A San Diego St.	74 75				
						262	H LMU (CA)	72 73				
						267	H Colorado St.	73 62				
						289	H Nevada	87 67				
						298	H UC Riverside	80 70				
						315	A Air Force	75 53				
						321	A New Mexico St.	86 67				
						321	H New Mexico St.	107 53				
LAST 10 Division I												
70	H Fresno St.	78 84	267	H Colorado St.	73 62							
243	A San Diego St.	74 75	315	A Air Force	75 53							
289	H Nevada	87 67	70	A Fresno St.	81 84							
137	A San Jose St.	85 89	137	H San Jose St.	80 81							
187	H UNLV	51 68	76	H Ball St.	57 70							

Non-Div I Games: Northern N.M. 92 44

New Mexico

■ Loss, 
■ Non-Conf, S Site, 
■ Home 
■ Away 
N Neutral

Average RPI Win:	311	WON-LOST	WINNING	LAST 10	STRENGTH OF	OPP. STRENGTH	TEAM	ADJ.	CONF.	ADJ CONF.
Average RPI Loss:	218	RECORD	PCT. RANK	GAMES	SCHEDULE	OF SCHEDULE	RPI	RPI	RPI	RPI
DIV. I ONLY	6- 14	278	4-6	317	334	321	321	32	32	
DIV. I NON-CONF.	2- 10	313	0-2	266	292	327	327	32	32	
TOTALS	RPI 1-25	RPI 26-50	W-L RECORDS	RPI 51-100	RPI 101-150	RPI 150+				
6- 14	0- 0	0- 1	OVERALL	0- 0	0- 1	6- 12				
4- 6	0- 0	0- 1	HOME	0- 0	0- 0	4- 5				
2- 6	0- 0	0- 0	AWAY	0- 0	0- 1	2- 5				
0- 2	0- 0	0- 0	NEUTRAL	0- 0	0- 0	0- 2				
2- 10	0- 0	0- 1	NON-CONFERENCE	0- 0	0- 1	2- 8				
1- 5	0- 0	0- 1	HOME	0- 0	0- 0	1- 4				
1- 3	0- 0	0- 0	AWAY	0- 0	0- 1	1- 2				
0- 2	0- 0	0- 0	NEUTRAL	0- 0	0- 0	0- 2				
4- 4	0- 0	0- 0	CONFERENCE	0- 0	0- 0	4- 4				
3- 1	0- 0	0- 0	HOME	0- 0	0- 0	3- 1				
1- 3	0- 0	0- 0	AWAY	0- 0	0- 0	1- 3				
0- 0	0- 0	0- 0	NEUTRAL	0- 0	0- 0	0- 0				

RPI S	Opponent	Score	RPI S	Opponent	Score	RPI S	Opponent	Score	RPI S	Opponent	Score	Team's RPI: 321
			31 H	Arizona St.	47 70				120 A	Abilene Christian	54 67	
									156 N	Western Mich.	76 79	
									199 A	CSU Bakersfield	59 60	
									204 A	New Mexico	53 107	
									204 H	New Mexico	67 86	
									218 H	Pepperdine	69 72	
									233 A	UTEP	45 65	
									233 H	UTEP	57 63	
									248 A	UMKC	52 56	
									251 A	Grand Canyon	49 60	
									287 A	Denver	78 75	
									298 H	UC Riverside	58 60	
									300 H	California Baptist	57 56	
									301 H	UTRGV	76 75	
									313 H	Seattle U	83 65	
									316 H	Weber St.	77 47	
									326 H	Utah Valley	54 58	
									327 N	Georgia St.	51 59	
									349 A	Chicago St.	73 60	
LAST 10 Division I												
			251 A	Grand Canyon	49 60				248 A	UMKC	52 56	
			199 A	CSU Bakersfield	59 60				349 A	Chicago St.	73 60	
			301 H	UTRGV	76 75				300 H	California Baptist	57 56	
			313 H	Seattle U	83 65				120 A	Abilene Christian	54 67	
			326 H	Utah Valley	54 58				31 H	Arizona St.	47 70	

Non-Div I Games: Western N.M. 75 56

New Mexico St.

■ Loss, 
 ■ Non-Conf, S Site, 
 ■ Home 
 ■ Away 
 N Neutral



New Orleans

Through Games Of Feb. 3, 2020

Average RPI Win:	253	WON-LOST	WINNING	LAST 10	STRENGTH OF	OPP. STRENGTH	TEAM	ADJ.	CONF.	ADJ CONF.
Average RPI Loss:	128	RECORD	PCT. RANK	GAMES	SCHEDULE	OF SCHEDULE	RPI	RPI	RPI	RPI
DIV. I ONLY	9- 9	179	8-2	166	254	158	158	23	23	
DIV. I NON-CONF.	2- 5	259	1-0	68	146	171	171	21	21	
TOTALS	RPI 1-25	RPI 26-50	W-L RECORDS	RPI 51-100	RPI 101-150	RPI 150+				
9- 9	0- 1	0- 1	OVERALL	0- 1	1- 3	8- 3				
4- 3	0- 0	0- 0	HOME	0- 0	1- 2	3- 1				
5- 6	0- 1	0- 1	AWAY	0- 1	0- 1	5- 2				
0- 0	0- 0	0- 0	NEUTRAL	0- 0	0- 0	0- 0				
2- 5	0- 1	0- 1	NON-CONFERENCE	0- 1	0- 0	2- 2				
1- 1	0- 0	0- 0	HOME	0- 0	0- 0	1- 1				
1- 4	0- 1	0- 1	AWAY	0- 1	0- 0	1- 1				
0- 0	0- 0	0- 0	NEUTRAL	0- 0	0- 0	0- 0				
7- 4	0- 0	0- 0	CONFERENCE	0- 0	1- 3	6- 1				
3- 2	0- 0	0- 0	HOME	0- 0	1- 2	2- 0				
4- 2	0- 0	0- 0	AWAY	0- 0	0- 1	4- 1				
0- 0	0- 0	0- 0	NEUTRAL	0- 0	0- 0	0- 0				

RPI S	Opponent	Score	RPI S	Opponent	Score	RPI S	Opponent	Score	RPI S	Opponent	Score	Team's RPI: 158
21	A LSU	49 83	41	A Arkansas	52 82	56	A Iowa St.	53 71	114	H SFA	53 50	
									120	A Abilene Christian	62 76	
									123	H A&M-Corpus Christi	53 83	
									143	H Sam Houston St.	46 78	
									152	H Louisiana	60 65	
									200	H North Dakota	79 73	
									212	A Lamar University	62 57	
									214	A Central Ark.	49 37	
									222	A Southeastern La.	57 73	
									272	A Ole Miss	69 64	
									275	A Texas St.	49 51	
									288	H Nicholls St.	77 65	
									304	A Incarnate Word	67 55	
									333	H McNeese	78 59	
									342	A Northwestern St.	77 63	
LAST 10 Division I												
222	A Southeastern La.	57 73	304	A Incarnate Word	67 55							
342	A Northwestern St.	77 63	214	A Central Ark.	49 37							
288	H Nicholls St.	77 65	114	H SFA	53 50							
123	H A&M-Corpus Christi	53 83	212	A Lamar University	62 57							
333	H McNeese	78 59	200	H North Dakota	79 73							

Non-Div I Games: Pensacola Christian91 31 Tougaloo 91 69

New Orleans

Loss, Non-Conf, S Site, H Home A Away N Neutral

## Niagara

Through Games Of Feb. 3, 2020

Average RPI Win:	303	WON-LOST	WINNING	LAST 10	STRENGTH OF	OPP. STRENGTH	TEAM	ADJ.	CONF.	ADJ CONF.
Average RPI Loss:	151	RECORD	PCT. RANK	GAMES	SCHEDULE	OF SCHEDULE	RPI	RPI	RPI	RPI
DIV. I ONLY	7- 13	257	5-5	195	319	249	249	24	24	
DIV. I NON-CONF.	2- 7	288	0	184	317	270	270	25	25	
TOTALS	RPI 1-25	RPI 26-50	W-L RECORDS	RPI 51-100	RPI 101-150	RPI 150+				
7- 13	0- 0	0- 1	OVERALL	0- 6	0- 1	7- 5				
4- 3	0- 0	0- 0	HOME	0- 3	0- 0	4- 0				
3- 10	0- 0	0- 1	AWAY	0- 3	0- 1	3- 5				
0- 0	0- 0	0- 0	NEUTRAL	0- 0	0- 0	0- 0				
2- 7	0- 0	0- 1	NON-CONFERENCE	0- 2	0- 1	2- 3				
1- 1	0- 0	0- 0	HOME	0- 1	0- 0	1- 0				
1- 6	0- 0	0- 1	AWAY	0- 1	0- 1	1- 3				
0- 0	0- 0	0- 0	NEUTRAL	0- 0	0- 0	0- 0				
5- 6	0- 0	0- 0	CONFERENCE	0- 4	0- 0	5- 2				
3- 2	0- 0	0- 0	HOME	0- 2	0- 0	3- 0				
2- 4	0- 0	0- 0	AWAY	0- 2	0- 0	2- 2				
0- 0	0- 0	0- 0	NEUTRAL	0- 0	0- 0	0- 0				

RPI S	Opponent	Score	RPI S	Opponent	Score	RPI S	Opponent	Score	RPI S	Opponent	Score	Team's RPI: 249
			46 A	Rutgers	37 87	81 A	Marist	57 82	139 A	Cornell	59 82	
						81 H	Marist	67 94	183 A	Binghamton	55 74	
						82 A	Colgate	72 85	217 A	Manhattan	65 68	
						85 A	Rider	75 79	238 A	Iona	63 57	
						85 H	Rider	55 71	273 A	Howard	42 91	
						91 H	Buffalo	67 81	278 A	Monmouth	73 70	
									280 H	Oakland	77 63	
									291 A	St. Bonaventure	67 71	
									308 A	Siena	54 59	
									308 H	Siena	68 61	
									336 H	Saint Peter's	97 89	
									341 H	Canisius	81 62	
									343 A	Coppin St.	82 67	
LAST 10 Division I												
			81 A	Marist	57 82	278 A	Monmouth	73 70				
			308 A	Siena	54 59	238 A	Iona	63 57				
			341 H	Canisius	81 62	81 H	Marist	67 94				
			85 H	Rider	55 71	308 H	Siena	68 61				
			336 H	Saint Peter's	97 89	217 A	Manhattan	65 68				

Non-Div I Games:

Niagara

■ Loss, 
 ■ Non-Conf, 
 ■ S Site, 
 ■ H Home 
 ■ A Away 
 N Neutral

Average RPI Win:	303	WON-LOST	WINNING	LAST 10	STRENGTH OF	OPP. STRENGTH	TEAM	ADJ.	CONF.	ADJ CONF.
Average RPI Loss:	146	RECORD	PCT. RANK	GAMES	SCHEDULE	OF SCHEDULE	RPI	RPI	RPI	RPI
DIV. I ONLY	4- 14	308	3-7	218	210	288	288	23	23	
DIV. I NON-CONF.	1- 6	318	0	37	55	227	227	21	21	
TOTALS	RPI 1-25	RPI 26-50	W-L RECORDS	RPI 51-100	RPI 101-150	RPI 150+				
4- 14	0- 3	0- 0	OVERALL	0- 2	0- 3	4- 6				
2- 3	0- 0	0- 0	HOME	0- 0	0- 1	2- 2				
2- 10	0- 3	0- 0	AWAY	0- 1	0- 2	2- 4				
0- 1	0- 0	0- 0	NEUTRAL	0- 1	0- 0	0- 0				
1- 6	0- 3	0- 0	NON-CONFERENCE	0- 2	0- 0	1- 1				
1- 0	0- 0	0- 0	HOME	0- 0	0- 0	1- 0				
0- 5	0- 3	0- 0	AWAY	0- 1	0- 0	0- 1				
0- 1	0- 0	0- 0	NEUTRAL	0- 1	0- 0	0- 0				
3- 8	0- 0	0- 0	CONFERENCE	0- 0	0- 3	3- 5				
1- 3	0- 0	0- 0	HOME	0- 0	0- 1	1- 2				
2- 5	0- 0	0- 0	AWAY	0- 0	0- 2	2- 3				
0- 0	0- 0	0- 0	NEUTRAL	0- 0	0- 0	0- 0				

RPI 1-25				RPI 26-50				RPI 51-100				RPI 101+ Team's RPI: 288			
RPI	S	Opponent	Score	RPI	S	Opponent	Score	RPI	S	Opponent	Score	RPI	S	Opponent	Score
13	A	Indiana	47 111					96	A	Rice	47 71	120	H	Abilene Christian	84 95
21	A	LSU	32 63					97	N	North Florida	61 64	123	A	A&M-Corpus Christi	49 55
22	A	TCU	47 72									143	A	Sam Houston St.	71 87
												158	A	New Orleans	65 77
												182	A	Jacksonville	55 72
												212	H	Lamar University	78 84
												214	H	Central Ark.	46 53
												222	A	Southeastern La.	67 65
												304	A	Incarinate Word	51 53
												310	A	Houston Baptist	84 78
												333	H	McNeese	79 63
												342	A	Northwestern St.	54 58
												346	H	La.-Monroe	74 59
LAST 10 Division I															
333	H	McNeese	79 63	222	A	Southeastern La.	67 65								
158	A	New Orleans	65 77	212	H	Lamar University	78 84								
310	A	Houston Baptist	84 78	143	A	Sam Houston St.	71 87								
214	H	Central Ark.	46 53	304	A	Incarinate Word	51 53								
342	A	Northwestern St.	54 58	120	H	Abilene Christian	84 95								

Non-Div I Games: Southern-N.O. 94 61 Paul Quinn 101 68

Nicholls St.

Average RPI Win:	251	WON-LOST	WINNING	LAST 10	STRENGTH OF	OPP. STRENGTH	TEAM	ADJ.	CONF.	ADJ CONF.
Average RPI Loss:	145	RECORD	PCT. RANK	GAMES	SCHEDULE	OF SCHEDULE	RPI	RPI	RPI	RPI
DIV. I ONLY	12- 8	110	7-3	246	303	173	173	30	30	
DIV. I NON-CONF.	5- 7	205	0-2	101	212	174	174	30	30	
TOTALS	RPI 1-25	RPI 26-50	W-L RECORDS	RPI 51-100	RPI 101-150	RPI 150+				
12- 8	0- 0	0- 1	OVERALL	1- 0	1- 5	10- 2				
6- 3	0- 0	0- 0	HOME	0- 0	1- 2	5- 1				
5- 4	0- 0	0- 0	AWAY	0- 0	0- 3	5- 1				
1- 1	0- 0	0- 1	NEUTRAL	1- 0	0- 0	0- 0				
5- 7	0- 0	0- 1	NON-CONFERENCE	1- 0	0- 4	4- 2				
2- 3	0- 0	0- 0	HOME	0- 0	0- 2	2- 1				
2- 3	0- 0	0- 0	AWAY	0- 0	0- 2	2- 1				
1- 1	0- 0	0- 1	NEUTRAL	1- 0	0- 0	0- 0				
7- 1	0- 0	0- 0	CONFERENCE	0- 0	1- 1	6- 0				
4- 0	0- 0	0- 0	HOME	0- 0	1- 0	3- 0				
3- 1	0- 0	0- 0	AWAY	0- 0	0- 1	3- 0				
0- 0	0- 0	0- 0	NEUTRAL	0- 0	0- 0	0- 0				

RPI 1-25			RPI 26-50			RPI 51-100			RPI 101+			Team's RPI: 173
RPI	S	Opponent	Score	RPI	S	Opponent	Score	RPI	S	Opponent	Score	
				38	N	West Virginia	55 72	97	N	North Florida	57 54	
										107	H	Liberty 48 67
										130	A	Richmond 69 77
										134	A	N.C. A&T 39 53
										144	A	William & Mary 56 65
										147	H	Bethune-Cookman 61 51
										150	H	Robert Morris 62 69
										155	A	Hampton 77 56
										182	A	Jacksonville 71 64
										202	H	La Salle 52 55
										210	H	High Point 72 58
										258	A	Marshall 69 75
										264	H	Longwood 49 46
										273	A	Howard 83 80
										322	A	N.C. Central 83 75
										325	H	UMES 68 45
										343	A	Coppin St. 85 48
										347	H	Florida A&M 59 51
										350	H	South Carolina St. 76 42
LAST 10 Division I												
322	A	N.C. Central	83 75	273	A	Howard	83 80					
134	A	N.C. A&T	39 53	343	A	Coppin St.	85 48					
347	H	Florida A&M	59 51	147	H	Bethune-Cookman	61 51					
350	H	South Carolina St.	76 42	130	A	Richmond	69 77					
325	H	UMES	68 45	144	A	William & Mary	56 65					

Non-Div I Games: Virginia-Lynchburg 123 48

Norfolk St.

■ Loss, 
■ Non-Conf, 
■ S Site, 
■ H Home 
■ A Away 
N Neutral

Average RPI Win:	268	WON-LOST	WINNING	LAST 10	STRENGTH OF	OPP. STRENGTH	TEAM	ADJ.	CONF.	ADJ CONF.
Average RPI Loss:	108	RECORD	PCT. RANK	GAMES	SCHEDULE	OF SCHEDULE	RPI	RPI	RPI	RPI
DIV. I ONLY	13- 6	68	6-4	336	231	174	174	16	16	
DIV. I NON-CONF.	7- 3	80	0-1	349	313	239	239	16	16	
TOTALS	RPI 1-25	RPI 26-50	W-L RECORDS	RPI 51-100	RPI 101-150	RPI 150+				
13- 6	0- 2	0- 0	OVERALL	1- 1	1- 1	11- 2				
4- 2	0- 1	0- 0	HOME	1- 0	0- 1	3- 0				
5- 4	0- 1	0- 0	AWAY	0- 1	1- 0	4- 2				
4- 0	0- 0	0- 0	NEUTRAL	0- 0	0- 0	4- 0				
7- 3	0- 1	0- 0	NON-CONFERENCE	0- 1	0- 1	7- 0				
1- 1	0- 0	0- 0	HOME	0- 0	0- 1	1- 0				
2- 2	0- 1	0- 0	AWAY	0- 1	0- 0	2- 0				
4- 0	0- 0	0- 0	NEUTRAL	0- 0	0- 0	4- 0				
6- 3	0- 1	0- 0	CONFERENCE	1- 0	1- 0	4- 2				
3- 1	0- 1	0- 0	HOME	1- 0	0- 0	2- 0				
3- 2	0- 0	0- 0	AWAY	0- 0	1- 0	2- 2				
0- 0	0- 0	0- 0	NEUTRAL	0- 0	0- 0	0- 0				

RPI 1-25				RPI 26-50				RPI 51-100				RPI 101+ Team's RPI: 174			
RPI	S	Opponent	Score	RPI	S	Opponent	Score	RPI	S	Opponent	Score	RPI	S	Opponent	Score
12	A	Iowa	81 86					56	A	Iowa St.	72 80	107	A	Liberty	76 71
25	H	FGCU	63 74					97	H	North Florida	54 51	146	H	Samford	63 79
												182	A	Jacksonville	56 67
												182	H	Jacksonville	76 65
												225	A	Kennesaw St.	56 59
												226	H	Stetson	68 57
												263	A	Lipscomb	84 72
												281	N	Alabama A&M	80 65
												297	N	UC Irvine	88 60
												328	N	SIUE	85 67
												330	A	NJIT	57 55
												332	A	Alabama St.	81 60
												340	A	Tennessee St.	88 63
												350	N	South Carolina St.	99 46
												351	H	Mississippi Val.	86 60
LAST 10 Division I															
330	A	NJIT	57 55	107	A	Liberty	76 71								
182	A	Jacksonville	56 67	263	A	Lipscomb	84 72								
225	A	Kennesaw St.	56 59	182	H	Jacksonville	76 65								
226	H	Stetson	68 57	97	H	North Florida	54 51								
25	H	FGCU	63 74	56	A	Iowa St.	72 80								

Non-Div I Games: Virginia-Lynchburg 128 26 Oakwood 120 38

North Ala.

■ Loss, 
■ Non-Conf, S Site, 
■ Home 
■ Away 
N Neutral

# North Carolina

Through Games Of Feb. 3, 2020

Average RPI Win:	172	WON-LOST	WINNING	LAST 10	STRENGTH OF	OPP. STRENGTH	TEAM	ADJ.	CONF.	ADJ CONF.
Average RPI Loss:	31	RECORD	PCT. RANK	GAMES	SCHEDULE	OF SCHEDULE	RPI	RPI	RPI	RPI
DIV. I ONLY	16- 6	49	6-4	124	14	58	58	5	5	
DIV. I NON-CONF.	9- 2	38	0	326	50	133	133	3	3	
TOTALS	RPI 1-25	RPI 26-50	W-L RECORDS	RPI 51-100	RPI 101-150	RPI 150+				
16- 6	1- 3	2- 2	OVERALL	3- 1	1- 0	9- 0				
11- 2	1- 1	1- 1	HOME	1- 0	0- 0	8- 0				
2- 4	0- 2	1- 1	AWAY	1- 1	0- 0	0- 0				
3- 0	0- 0	0- 0	NEUTRAL	1- 0	1- 0	1- 0				
9- 2	0- 0	0- 1	NON-CONFERENCE	1- 1	1- 0	7- 0				
6- 1	0- 0	0- 1	HOME	0- 0	0- 0	6- 0				
0- 1	0- 0	0- 0	AWAY	0- 1	0- 0	0- 0				
3- 0	0- 0	0- 0	NEUTRAL	1- 0	1- 0	1- 0				
7- 4	1- 3	2- 1	CONFERENCE	2- 0	0- 0	2- 0				
5- 1	1- 1	1- 0	HOME	1- 0	0- 0	2- 0				
2- 3	0- 2	1- 1	AWAY	1- 0	0- 0	0- 0				
0- 0	0- 0	0- 0	NEUTRAL	0- 0	0- 0	0- 0				

RPI S	Opponent	Score	RPI S	Opponent	Score	RPI S	Opponent	Score	RPI S	Opponent	Score
3	H Louisville	67 74	34	A Virginia Tech	70 76	54	N Temple	71 58	148	N Missouri	82 69
15	A NC State	68 76	36	H Yale	63 66	59	H Miami (FL)	78 58	153	H Elon	76 46
15	H NC State	66 60	45	A Virginia	65 47	72	A Alabama	77 83	162	H Illinois	85 60
23	A Florida St.	64 78	45	H Virginia	78 68	87	A Georgia Tech	67 60	176	H Clemson	86 72
Team's RPI: 58											
RPI 101+											
255 N UNCW											
268 H Pittsburgh											
292 H Navy											
322 H N.C. Central											
337 H Western Caro.											
339 H Charleston So.											
LAST 10 Division I											
176	H Clemson	86 72	59	H Miami (FL)	78 58						
45	H Virginia	78 68	23	A Florida St.	64 78						
15	A NC State	68 76	15	H NC State	66 60						
87	A Georgia Tech	67 60	34	A Virginia Tech	70 76						
3	H Louisville	67 74	45	A Virginia	65 47						

Non-Div I Games:

North Carolina

Loss, Non-Conf, S Site, H Home A Away N Neutral

# North Dakota

Through Games Of Feb. 3, 2020

Average RPI Win:	271	WON-LOST	WINNING	LAST 10	STRENGTH OF	OPP. STRENGTH	TEAM	ADJ.	CONF.	ADJ CONF.
Average RPI Loss:	171	RECORD	PCT. RANK	GAMES	SCHEDULE	OF SCHEDULE	RPI	RPI	RPI	RPI
DIV. I ONLY	12- 8	110	5-5	337	220	200	200	20	20	
DIV. I NON-CONF.	7- 4	100	0-1	254	272	124	124	18	18	
TOTALS	RPI 1-25	RPI 26-50	W-L RECORDS	RPI 51-100	RPI 101-150	RPI 150+				
12- 8	0- 0	0- 1	OVERALL	0- 2	0- 0	12- 5				
5- 2	0- 0	0- 0	HOME	0- 1	0- 0	5- 1				
7- 6	0- 0	0- 1	AWAY	0- 1	0- 0	7- 4				
0- 0	0- 0	0- 0	NEUTRAL	0- 0	0- 0	0- 0				
7- 4	0- 0	0- 1	NON-CONFERENCE	0- 1	0- 0	7- 2				
2- 1	0- 0	0- 0	HOME	0- 1	0- 0	2- 0				
5- 3	0- 0	0- 1	AWAY	0- 0	0- 0	5- 2				
0- 0	0- 0	0- 0	NEUTRAL	0- 0	0- 0	0- 0				
5- 4	0- 0	0- 0	CONFERENCE	0- 1	0- 0	5- 3				
3- 1	0- 0	0- 0	HOME	0- 0	0- 0	3- 1				
2- 3	0- 0	0- 0	AWAY	0- 1	0- 0	2- 2				
0- 0	0- 0	0- 0	NEUTRAL	0- 0	0- 0	0- 0				

RPI 1-25				RPI 26-50				RPI 51-100				RPI 101+				Team's RPI: 200	
RPI	S	Opponent	Score	RPI	S	Opponent	Score	RPI	S	Opponent	Score	RPI	S	Opponent	Score		
				26	A	Arizona	42 74	67	A	South Dakota St.	64 99	158	A	New Orleans	73 79		
								71	H	Illinois St.	58 66	159	H	Valparaiso	65 63		
												178	H	Rhode Island	67 61		
												215	H	Western Ill.	77 71		
												220	A	SMU	51 66		
												242	A	Milwaukee	66 58		
												251	A	Grand Canyon	78 76		
												253	A	Oral Roberts	52 75		
												286	A	North Dakota St.	82 92		
												287	A	Denver	90 82		
												287	H	Denver	81 91		
												294	H	Omaha	63 57		
												295	A	Ga. Southern	69 56		
												320	A	Purdue Fort Wayne	63 49		
												320	H	Purdue Fort Wayne	91 85		
												339	A	Charleston So.	73 57		
												350	A	South Carolina St.	95 53		
LAST 10 Division I																	
				320	A	Purdue Fort Wayne	63 49	253	A	Oral Roberts	52 75						
				215	H	Western Ill.	77 71	294	H	Omaha	63 57						
				287	H	Denver	81 91	320	H	Purdue Fort Wayne	91 85						
				286	A	North Dakota St.	82 92	287	A	Denver	90 82						
				67	A	South Dakota St.	64 99	158	A	New Orleans	73 79						

Non-Div I Games: Northland 118 35 Mayville St. 83 52

North Dakota

Loss, Non-Conf, S Site, H Home A Away N Neutral

Average RPI Win:	269	WON-LOST	WINNING	LAST 10	STRENGTH OF	OPP. STRENGTH	TEAM	ADJ.	CONF.	ADJ CONF.
Average RPI Loss:	136	RECORD	PCT. RANK	GAMES	SCHEDULE	OF SCHEDULE	RPI	RPI	RPI	RPI
DIV. I ONLY	4- 15	312	3-7	176	138	286	286	20	20	
DIV. I NON-CONF.	1- 9	326	0-1	146	37	292	292	18	18	
TOTALS	RPI 1-25	RPI 26-50	W-L RECORDS	RPI 51-100	RPI 101-150	RPI 150+				
4- 15	0- 0	0- 2	OVERALL	0- 4	0- 2	4- 7				
2- 7	0- 0	0- 1	HOME	0- 1	0- 1	2- 4				
2- 8	0- 0	0- 1	AWAY	0- 3	0- 1	2- 3				
0- 0	0- 0	0- 0	NEUTRAL	0- 0	0- 0	0- 0				
1- 9	0- 0	0- 1	NON-CONFERENCE	0- 3	0- 2	1- 3				
0- 5	0- 0	0- 0	HOME	0- 1	0- 1	0- 3				
1- 4	0- 0	0- 1	AWAY	0- 2	0- 1	1- 0				
0- 0	0- 0	0- 0	NEUTRAL	0- 0	0- 0	0- 0				
3- 6	0- 0	0- 1	CONFERENCE	0- 1	0- 0	3- 4				
2- 2	0- 0	0- 1	HOME	0- 0	0- 0	2- 1				
1- 4	0- 0	0- 0	AWAY	0- 1	0- 0	1- 3				
0- 0	0- 0	0- 0	NEUTRAL	0- 0	0- 0	0- 0				

RPI 1-25				RPI 26-50				RPI 51-100				RPI 101+				Team's RPI: 286	
RPI	S	Opponent	Score	RPI	S	Opponent	Score	RPI	S	Opponent	Score	RPI	S	Opponent	Score		
				30	A	Creighton	59 70	51	A	UNI	63 95	112	H	Wisconsin	63 64		
				47	H	South Dakota	36 80	53	A	Bradley	64 70	129	A	Northeastern	61 72		
								56	H	Iowa St.	58 86	159	H	Valparaiso	54 66		
								67	A	South Dakota St.	52 60	185	H	Northern Ill.	68 74		
												188	H	Wyoming	57 66		
												200	H	North Dakota	92 82		
												215	A	Western Ill.	79 86		
												215	H	Western Ill.	78 79		
												253	A	Oral Roberts	62 70		
												270	A	New Hampshire	67 61		
												287	A	Denver	82 91		
												287	H	Denver	85 80		
												320	A	Purdue Fort Wayne	58 44		
LAST 10 Division I																	
				215	A	Western Ill.	79 86	47	H	South Dakota	36 80						
				320	A	Purdue Fort Wayne	58 44	253	A	Oral Roberts	62 70						
				287	H	Denver	85 80	215	H	Western Ill.	78 79						
				67	A	South Dakota St.	52 60	287	A	Denver	82 91						
				200	H	North Dakota	92 82	112	H	Wisconsin	63 64						

Non-Div I Games: Waldorf 92 26 Mayville St. 97 59

North Dakota St.



# North Florida

Through Games Of Feb. 3, 2020

Average RPI Win: <b>217</b>	WON-LOST	WINNING	LAST 10	STRENGTH OF	OPP. STRENGTH	TEAM	ADJ.	CONF.	ADJ CONF.
Average RPI Loss: <b>98</b>	RECORD	PCT. RANK	GAMES	SCHEDULE	OF SCHEDULE	RPI	RPI	RPI	RPI
DIV. I ONLY	11- 9	140	7-3	90	163	97	97	16	16
DIV. I NON-CONF.	5- 6	187	1-0	48	134	82	82	16	16

TOTALS	RPI 1-25	RPI 26-50	W-L RECORDS	RPI 51-100	RPI 101-150	RPI 150+
11- 9	0- 3	0- 0	OVERALL	1- 2	2- 1	8- 3
4- 2	0- 1	0- 0	HOME	0- 0	2- 0	2- 1
5- 5	0- 2	0- 0	AWAY	0- 1	0- 1	5- 1
2- 2	0- 0	0- 0	NEUTRAL	1- 1	0- 0	1- 1
5- 6	0- 2	0- 0	NON-CONFERENCE	1- 2	1- 1	3- 1
1- 0	0- 0	0- 0	HOME	0- 0	1- 0	0- 0
2- 4	0- 2	0- 0	AWAY	0- 1	0- 1	2- 0
2- 2	0- 0	0- 0	NEUTRAL	1- 1	0- 0	1- 1
6- 3	0- 1	0- 0	CONFERENCE	0- 0	1- 0	5- 2
3- 2	0- 1	0- 0	HOME	0- 0	1- 0	2- 1
3- 1	0- 0	0- 0	AWAY	0- 0	0- 0	3- 1
0- 0	0- 0	0- 0	NEUTRAL	0- 0	0- 0	0- 0

RPI S	Opponent	Score	RPI S	Opponent	Score	RPI S	Opponent	Score	RPI S	Opponent	Score
13	A Indiana	45 72				59	A Miami (FL)	55 78	107	H Liberty	65 50
23	A Florida St.	41 70				81	N Marist	54 69	112	A Wisconsin	62 75
25	H FGCU	50 72				85	N Rider	80 70	122	H Holy Cross	80 60
									173	N Norfolk St.	54 57
									174	A North Ala.	51 54
									182	A Jacksonville	70 64
									225	A Kennesaw St.	64 55
									225	H Kennesaw St.	57 33
									226	H Stetson	52 60
									263	A Lipscomb	68 60
									281	A Alabama A&M	73 64
									282	A FIU	64 49
									288	N Nicholls St.	64 61
									330	H NJIT	71 48

## LAST 10 Division I

226	H Stetson	52 60	25	H FGCU	50 72
225	H Kennesaw St.	57 33	330	H NJIT	71 48
107	H Liberty	65 50	225	A Kennesaw St.	64 55
263	A Lipscomb	68 60	174	A North Ala.	51 54
182	A Jacksonville	70 64	122	H Holy Cross	80 60

Non-Div I Games: Warner 110 46 Edward Waters 80 51

North Florida

Loss, Non-Conf, S Site, H Home A Away N Neutral

# North Texas

Through Games Of Feb. 3, 2020

Average RPI Win: <b>225</b>	WON-LOST	WINNING	LAST 10	STRENGTH OF	OPP. STRENGTH	TEAM	ADJ.	CONF.	ADJ CONF.
Average RPI Loss: <b>172</b>	RECORD	PCT. RANK	GAMES	SCHEDULE	OF SCHEDULE	RPI	RPI	RPI	RPI
DIV. I ONLY	7- 11	241	4-6	205	211	256	256	13	13
DIV. I NON-CONF.	4- 5	195	1-0	153	288	208	208	14	14
TOTALS	RPI 1-25	RPI 26-50	W-L RECORDS	RPI 51-100	RPI 101-150	RPI 150+			
7- 11	0- 1	1- 1	OVERALL	0- 1	0- 1	6- 7			
5- 4	0- 0	1- 0	HOME	0- 1	0- 1	4- 2			
2- 5	0- 0	0- 0	AWAY	0- 0	0- 0	2- 5			
0- 2	0- 1	0- 1	NEUTRAL	0- 0	0- 0	0- 0			
4- 5	0- 1	0- 1	NON-CONFERENCE	0- 0	0- 1	4- 2			
3- 1	0- 0	0- 0	HOME	0- 0	0- 1	3- 0			
1- 2	0- 0	0- 0	AWAY	0- 0	0- 0	1- 2			
0- 2	0- 1	0- 1	NEUTRAL	0- 0	0- 0	0- 0			
3- 6	0- 0	1- 0	CONFERENCE	0- 1	0- 0	2- 5			
2- 3	0- 0	1- 0	HOME	0- 1	0- 0	1- 2			
1- 3	0- 0	0- 0	AWAY	0- 0	0- 0	1- 3			
0- 0	0- 0	0- 0	NEUTRAL	0- 0	0- 0	0- 0			

RPI 1-25				RPI 26-50				RPI 51-100				RPI 101+				Team's RPI: 256	
RPI	S	Opponent	Score	RPI	S	Opponent	Score	RPI	S	Opponent	Score	RPI	S	Opponent	Score		
15	N	NC State	65 76	32	H	Western Ky.	61 54	96	H	Rice	52 67	109	H	UT Arlington	49 68		
				37	N	Texas	57 63					152	H	Louisiana	69 66		
												180	A	Fla. Atlantic	78 84		
												191	H	Southern Miss.	57 65		
												192	A	Hawaii	66 60		
												199	A	CSU Bakersfield	52 61		
												233	A	UTEP	63 67		
												237	H	Louisiana Tech	74 69		
												258	H	Marshall	59 68		
												282	A	FIU	56 58		
												293	A	Utah St.	55 66		
												299	A	UTSA	79 55		
												319	H	Alcorn	67 31		
												346	H	La.-Monroe	63 51		
LAST 10 Division I																	
				96	H	Rice	52 67					180	A	Fla. Atlantic	78 84		
				233	A	UTEP	63 67					282	A	FIU	56 58		
				299	A	UTSA	79 55					258	H	Marshall	59 68		
				237	H	Louisiana Tech	74 69					32	H	Western Ky.	61 54		
				191	H	Southern Miss.	57 65					346	H	La.-Monroe	63 51		

Non-Div I Games: Mid-Amer. Christian59 **61** Xavier (LA) 68 31 Tex. A&M-Texarkana 114 54

North Texas

Loss, Non-Conf, S Site, H Home A Away N Neutral

## Northeastern

Through Games Of Feb. 3, 2020

Average RPI Win:	232	WON-LOST	WINNING	LAST 10	STRENGTH OF	OPP. STRENGTH	TEAM	ADJ.	CONF.	ADJ CONF.
Average RPI Loss:	75	RECORD	PCT. RANK	GAMES	SCHEDULE	OF SCHEDULE	RPI	RPI	RPI	RPI
DIV. I ONLY	10- 10	179	6-4	81	133	129	129	14	14	
DIV. I NON-CONF.	4- 7	225	0-1	52	101	136	136	13	13	
TOTALS	RPI 1-25	RPI 26-50	W-L RECORDS	RPI 51-100	RPI 101-150	RPI 150+				
10- 10	0- 2	0- 3	OVERALL	0- 2	2- 1	8- 2				
7- 3	0- 0	0- 2	HOME	0- 1	1- 0	6- 0				
3- 7	0- 2	0- 1	AWAY	0- 1	1- 1	2- 2				
0- 0	0- 0	0- 0	NEUTRAL	0- 0	0- 0	0- 0				
4- 7	0- 2	0- 2	NON-CONFERENCE	0- 1	1- 1	3- 1				
2- 3	0- 0	0- 2	HOME	0- 1	0- 0	2- 0				
2- 4	0- 2	0- 0	AWAY	0- 0	1- 1	1- 1				
0- 0	0- 0	0- 0	NEUTRAL	0- 0	0- 0	0- 0				
6- 3	0- 0	0- 1	CONFERENCE	0- 1	1- 0	5- 1				
5- 0	0- 0	0- 0	HOME	0- 0	1- 0	4- 0				
1- 3	0- 0	0- 1	AWAY	0- 1	0- 0	1- 1				
0- 0	0- 0	0- 0	NEUTRAL	0- 0	0- 0	0- 0				

RPI 1-25				RPI 26-50				RPI 51-100				RPI 101+ Team's RPI: 129			
RPI	S	Opponent	Score	RPI	S	Opponent	Score	RPI	S	Opponent	Score	RPI	S	Opponent	Score
1	A	Oregon	47 89	36	H	Yale	63 78	57	A	Drexel	41 50	115	A	Fordham	58 74
17	A	Central Mich.	63 79	44	A	James Madison	54 67	78	H	Dayton	60 71	125	A	Harvard	46 44
				47	H	South Dakota	76 80					144	H	William & Mary	61 55
												153	H	Elon	68 65
												163	A	Boston U.	56 72
												193	A	Towson	68 81
												211	A	Delaware	72 62
												246	A	Maine	66 58
												247	H	Col. of Charleston	72 68
												255	H	UNCW	63 61
												286	H	North Dakota St.	72 61
												311	H	Hofstra	74 51
												345	H	Hartford	60 47
LAST 10 Division I															
255	H	UNCW	63 61	153	H	Elon	68 65								
247	H	Col. of Charleston	72 68	211	A	Delaware	72 62								
44	A	James Madison	54 67	57	A	Drexel	41 50								
193	A	Towson	68 81	311	H	Hofstra	74 51								
144	H	William & Mary	61 55	163	A	Boston U.	56 72								

Non-Div I Games:

Northeastern

■ Loss, 
 ■ Non-Conf, 
 ■ S Site, 
 ■ H Home 
 ■ A Away 
 N Neutral

Average RPI Win:	252	WON-LOST	WINNING	LAST 10	STRENGTH OF	OPP. STRENGTH	TEAM	ADJ.	CONF.	ADJ CONF.
Average RPI Loss:	146	RECORD	PCT. RANK	GAMES	SCHEDULE	OF SCHEDULE	RPI	RPI	RPI	RPI
DIV. I ONLY	11- 9	140	8-2	224	267	161	161	18	18	
DIV. I NON-CONF.	3- 6	235	0	104	275	194	194	17	17	
TOTALS	RPI 1-25	RPI 26-50	W-L RECORDS	RPI 51-100	RPI 101-150	RPI 150+				
11- 9	0- 1	0- 0	OVERALL	0- 3	2- 0	9- 5				
4- 3	0- 0	0- 0	HOME	0- 1	0- 0	4- 2				
6- 5	0- 0	0- 0	AWAY	0- 2	1- 0	5- 3				
1- 1	0- 1	0- 0	NEUTRAL	0- 0	1- 0	0- 0				
3- 6	0- 1	0- 0	NON-CONFERENCE	0- 2	1- 0	2- 3				
1- 1	0- 0	0- 0	HOME	0- 0	0- 0	1- 1				
1- 4	0- 0	0- 0	AWAY	0- 2	0- 0	1- 2				
1- 1	0- 1	0- 0	NEUTRAL	0- 0	1- 0	0- 0				
8- 3	0- 0	0- 0	CONFERENCE	0- 1	1- 0	7- 2				
3- 2	0- 0	0- 0	HOME	0- 1	0- 0	3- 1				
5- 1	0- 0	0- 0	AWAY	0- 0	1- 0	4- 1				
0- 0	0- 0	0- 0	NEUTRAL	0- 0	0- 0	0- 0				

RPI S	Opponent	Score	RPI S	Opponent	Score	RPI S	Opponent	Score	RPI S	Opponent	Score	Team's RPI: 161
11 N	Oregon St.	57 91				70 A	Fresno St.	66 83	111 A	Idaho	71 70	
						93 H	Montana St.	64 72	137 N	San Jose St.	67 64	
						96 A	Rice	57 71	168 H	UC Davis	61 71	
									184 H	Montana	71 79	
									186 A	Portland St.	54 66	
									204 A	New Mexico	76 83	
									216 H	Southern Utah	84 76	
									221 H	Northern Colo.	72 45	
									232 A	Idaho St.	70 59	
									300 A	California Baptist	79 98	
									306 A	Sacramento St.	85 65	
									306 H	Sacramento St.	114 107	
									309 A	Eastern Wash.	70 62	
									310 A	Houston Baptist	79 62	
									313 H	Seattle U	88 80	
									316 A	Weber St.	88 82	
LAST 10 Division I												
309 A	Eastern Wash.	70 62	216 H	Southern Utah	84 76							
111 A	Idaho	71 70	232 A	Idaho St.	70 59							
306 A	Sacramento St.	85 65	306 H	Sacramento St.	114 107							
186 A	Portland St.	54 66	316 A	Weber St.	88 82							
221 H	Northern Colo.	72 45	93 H	Montana St.	64 72							

Non-Div I Games:

Northern Ariz.

■ Loss, 
 ■ Non-Conf, 
 ■ S Site, 
 ■ H Home 
 ■ A Away 
 N Neutral

Average RPI Win:	249	WON-LOST	WINNING	LAST 10	STRENGTH OF	OPP. STRENGTH	TEAM	ADJ.	CONF.	ADJ CONF.
Average RPI Loss:	170	RECORD	PCT. RANK	GAMES	SCHEDULE	OF SCHEDULE	RPI	RPI	RPI	RPI
DIV. I ONLY	9- 10	194	5-5	297	171	221	221	18	18	
DIV. I NON-CONF.	4- 5	195	0	224	113	179	179	17	17	
TOTALS	RPI 1-25	RPI 26-50	W-L RECORDS	RPI 51-100	RPI 101-150	RPI 150+				
9- 10	0- 2	0- 0	OVERALL	0- 1	0- 1	9- 6				
3- 4	0- 0	0- 0	HOME	0- 0	0- 1	3- 3				
6- 6	0- 2	0- 0	AWAY	0- 1	0- 0	6- 3				
0- 0	0- 0	0- 0	NEUTRAL	0- 0	0- 0	0- 0				
4- 5	0- 2	0- 0	NON-CONFERENCE	0- 0	0- 0	4- 3				
1- 2	0- 0	0- 0	HOME	0- 0	0- 0	1- 2				
3- 3	0- 2	0- 0	AWAY	0- 0	0- 0	3- 1				
0- 0	0- 0	0- 0	NEUTRAL	0- 0	0- 0	0- 0				
5- 5	0- 0	0- 0	CONFERENCE	0- 1	0- 1	5- 3				
2- 2	0- 0	0- 0	HOME	0- 0	0- 1	2- 1				
3- 3	0- 0	0- 0	AWAY	0- 1	0- 0	3- 2				
0- 0	0- 0	0- 0	NEUTRAL	0- 0	0- 0	0- 0				

RPI 1-25				RPI 26-50				RPI 51-100				RPI 101+ Team's RPI: 221			
RPI	S	Opponent	Score	RPI	S	Opponent	Score	RPI	S	Opponent	Score	RPI	S	Opponent	Score
4	A	Stanford	36 90					93	A	Montana St.	58 91	111	H	Idaho	46 57
6	A	UCLA	58 92									161	A	Northern Ariz.	45 72
												184	A	Montana	67 58
												186	H	Portland St.	77 58
												188	A	Wyoming	46 44
												219	A	Chattanooga	59 42
												220	A	SMU	61 52
												223	H	San Francisco	83 90
												232	A	Idaho St.	39 59
												267	H	Colorado St.	58 75
												287	A	Denver	55 74
												306	A	Sacramento St.	73 63
												309	H	Eastern Wash.	63 42
												315	H	Air Force	72 62
												316	A	Weber St.	69 65
												316	H	Weber St.	60 65
LAST 10 Division I															
316	A	Weber St.	69 65	306	A	Sacramento St.	73 63								
232	A	Idaho St.	39 59	316	H	Weber St.	60 65								
309	H	Eastern Wash.	63 42	184	A	Montana	67 58								
111	H	Idaho	46 57	93	A	Montana St.	58 91								
161	A	Northern Ariz.	45 72	186	H	Portland St.	77 58								

Non-Div I Games:

Northern Colo.

Average RPI Win:	206	WON-LOST	WINNING	LAST 10	STRENGTH OF	OPP. STRENGTH	TEAM	ADJ.	CONF.	ADJ CONF.
Average RPI Loss:	106	RECORD	PCT. RANK	GAMES	SCHEDULE	OF SCHEDULE	RPI	RPI	RPI	RPI
DIV. I ONLY	6- 13	275	2-8	60	150	185	185	10	10	
DIV. I NON-CONF.	4- 7	225	0-2	61	210	154	154	10	10	
TOTALS	RPI 1-25	RPI 26-50	W-L RECORDS	RPI 51-100	RPI 101-150	RPI 150+				
6- 13	0- 0	0- 3	OVERALL	1- 4	0- 2	5- 4				
2- 6	0- 0	0- 1	HOME	1- 2	0- 2	1- 1				
3- 6	0- 0	0- 1	AWAY	0- 2	0- 0	3- 3				
1- 1	0- 0	0- 1	NEUTRAL	0- 0	0- 0	1- 0				
4- 7	0- 0	0- 3	NON-CONFERENCE	0- 2	0- 1	4- 1				
1- 3	0- 0	0- 1	HOME	0- 1	0- 1	1- 0				
2- 3	0- 0	0- 1	AWAY	0- 1	0- 0	2- 1				
1- 1	0- 0	0- 1	NEUTRAL	0- 0	0- 0	1- 0				
2- 6	0- 0	0- 0	CONFERENCE	1- 2	0- 1	1- 3				
1- 3	0- 0	0- 0	HOME	1- 1	0- 1	0- 1				
1- 3	0- 0	0- 0	AWAY	0- 1	0- 0	1- 2				
0- 0	0- 0	0- 0	NEUTRAL	0- 0	0- 0	0- 0				

RPI S	Opponent	Score	RPI S	Opponent	Score	RPI S	Opponent	Score	RPI S	Opponent	Score	Team's RPI: 185
28	H Drake	49 73	68	A Ohio	67 87	113	H Kent St.	71 79				
33	A Purdue	63 68	68	H Ohio	79 85	125	H Harvard	53 59				
47	N South Dakota	48 91	71	A Illinois St.	66 69	164	N Tennessee Tech	82 74				
			80	H Southern Ill.	61 80	167	A Eastern Mich.	55 62				
			91	H Buffalo	64 63	169	H Toledo	51 63				
						171	A Miami (OH)	64 66				
						197	A Akron	70 65				
						228	H Eastern Ill.	61 48				
						242	A Milwaukee	65 78				
						267	A Colorado St.	80 75				
						286	A North Dakota St.	74 68				
LAST 10 Division I												
91	H Buffalo	64 63	169	H Toledo	51 63							
167	A Eastern Mich.	55 62	171	A Miami (OH)	64 66							
68	H Ohio	79 85	68	A Ohio	67 87							
197	A Akron	70 65	28	H Drake	49 73							
113	H Kent St.	71 79	80	H Southern Ill.	61 80							

Non-Div I Games:

Northern Ill.

■ Loss, 
 ■ Non-Conf, 
 S Site, 
 ■ Home 
 ■ Away 
 N Neutral

Northern Ky.

Through Games Of Feb. 3, 2020

Average RPI Win: <b>264</b>	WON-LOST	WINNING	LAST 10	STRENGTH OF	OPP. STRENGTH	TEAM	ADJ.	CONF.	ADJ CONF.
Average RPI Loss: <b>142</b>	RECORD	PCT. RANK	GAMES	SCHEDULE	OF SCHEDULE	RPI	RPI	RPI	RPI
DIV. I ONLY	13- 9	119	7-3	308	194	209	209	22	22
DIV. I NON-CONF.	6- 5	151	0	308	156	220	220	19	19
TOTALS	RPI 1-25	RPI 26-50	W-L RECORDS	RPI 51-100	RPI 101-150	RPI 150+			
13- 9	0- 1	0- 0	OVERALL	0- 3	1- 1	12- 4			
8- 4	0- 1	0- 0	HOME	0- 1	1- 0	7- 2			
4- 5	0- 0	0- 0	AWAY	0- 2	0- 1	4- 2			
1- 0	0- 0	0- 0	NEUTRAL	0- 0	0- 0	1- 0			
6- 5	0- 1	0- 0	NON-CONFERENCE	0- 2	0- 0	6- 2			
3- 2	0- 1	0- 0	HOME	0- 1	0- 0	3- 0			
2- 3	0- 0	0- 0	AWAY	0- 1	0- 0	2- 2			
1- 0	0- 0	0- 0	NEUTRAL	0- 0	0- 0	1- 0			
7- 4	0- 0	0- 0	CONFERENCE	0- 1	1- 1	6- 2			
5- 2	0- 0	0- 0	HOME	0- 0	1- 0	4- 2			
2- 2	0- 0	0- 0	AWAY	0- 1	0- 1	2- 0			
0- 0	0- 0	0- 0	NEUTRAL	0- 0	0- 0	0- 0			

RPI 1-25				RPI 26-50				RPI 51-100				RPI 101+ Team's RPI: 209			
RPI	S	Opponent	Score	RPI	S	Opponent	Score	RPI	S	Opponent	Score	RPI	S	Opponent	Score
3	H	Louisville	57 <b>85</b>					52	A	IUPUI	61 <b>89</b>	135	A	Green Bay	44 <b>65</b>
								63	A	Belmont	45 <b>62</b>	135	H	Green Bay	63 43
								90	H	Saint Louis	42 <b>67</b>	195	H	Cleveland St.	68 <b>73</b>
												198	H	Wright St.	55 <b>63</b>
												214	H	Central Ark.	72 56
												227	H	Youngstown St.	75 56
												242	A	Milwaukee	61 49
												242	H	Milwaukee	61 37
												263	A	Lipscomb	69 <b>71</b>
												269	H	Wofford	80 72
												277	A	Eastern Ky.	62 <b>69</b>
												279	A	Indiana St.	70 68
												280	H	Oakland	69 60
												282	A	FIU	67 45
												294	H	Omaha	57 40
												307	N	Jacksonville St.	66 63
												329	H	Detroit Mercy	72 60
												335	A	UIC	88 46
LAST 10 Division I															
135	H	Green Bay	63 43	335	A	UIC	88 46								
242	H	Milwaukee	61 37	52	A	IUPUI	61 <b>89</b>								
329	H	Detroit Mercy	72 60	195	H	Cleveland St.	68 <b>73</b>								
280	H	Oakland	69 60	227	H	Youngstown St.	75 56								
198	H	Wright St.	55 <b>63</b>	242	A	Milwaukee	61 49								

Non-Div I Games:

Northern Ky.

Loss, Non-Conf, S Site, H Home A Away N Neutral

## Northwestern

Through Games Of Feb. 3, 2020

Average RPI Win:	117	WON-LOST	WINNING	LAST 10	STRENGTH OF	OPP. STRENGTH	TEAM	ADJ.	CONF.	ADJ CONF.
Average RPI Loss:	13	RECORD	PCT. RANK	GAMES	SCHEDULE	OF SCHEDULE	RPI	RPI	RPI	RPI
DIV. I ONLY	19- 3	17	8-2	42	2	16	16	2	2	
DIV. I NON-CONF.	10- 1	20	0	128	15	30	30	2	2	
TOTALS	RPI 1-25	RPI 26-50	W-L RECORDS	RPI 51-100	RPI 101-150	RPI 150+				
19- 3	2- 3	4- 0	OVERALL	4- 0	1- 0	8- 0				
10- 2	1- 2	2- 0	HOME	2- 0	1- 0	4- 0				
7- 1	1- 1	2- 0	AWAY	2- 0	0- 0	2- 0				
2- 0	0- 0	0- 0	NEUTRAL	0- 0	0- 0	2- 0				
10- 1	0- 1	2- 0	NON-CONFERENCE	2- 0	1- 0	5- 0				
6- 1	0- 1	0- 0	HOME	2- 0	1- 0	3- 0				
2- 0	0- 0	2- 0	AWAY	0- 0	0- 0	0- 0				
2- 0	0- 0	0- 0	NEUTRAL	0- 0	0- 0	2- 0				
9- 2	2- 2	2- 0	CONFERENCE	2- 0	0- 0	3- 0				
4- 1	1- 1	2- 0	HOME	0- 0	0- 0	1- 0				
5- 1	1- 1	0- 0	AWAY	2- 0	0- 0	2- 0				
0- 0	0- 0	0- 0	NEUTRAL	0- 0	0- 0	0- 0				

RPI	S	Opponent	Score	RPI	S	Opponent	Score	RPI	S	Opponent	Score	RPI	S	Opponent	Score
8	A	Maryland	61 70	33	H	Purdue	61 56	55	A	Minnesota	56 54	109	H	UT Arlington	74 47
8	H	Maryland	81 58	35	A	Marquette	64 56	61	H	Boston College	66 63	159	H	Valparaiso	69 48
12	H	Iowa	51 77	40	H	Michigan	81 73	82	H	Colgate	73 44	162	A	Illinois	77 50
13	A	Indiana	71 69	42	A	Duke	63 42	100	A	Michigan St.	76 48	166	H	Dartmouth	79 37
20	H	DePaul	68 70									190	A	Penn St.	82 59
												190	H	Penn St.	85 59
												240	N	Xavier	79 59
												266	H	Loyola Maryland	67 46
												274	N	East Carolina	64 45
LAST 10 Division I															
190	A	Penn St.	82 59	13	A	Indiana	71 69								
40	H	Michigan	81 73	33	H	Purdue	61 56								
8	A	Maryland	61 70	55	A	Minnesota	56 54								
100	A	Michigan St.	76 48	12	H	Iowa	51 77								
190	H	Penn St.	85 59	8	H	Maryland	81 58								

Non-Div I Games:

Northwestern

Loss, 
Non-Conf, S Site, 
H Home
A Away 
N Neutral



Average RPI Win:	315	WON-LOST	WINNING	LAST 10	STRENGTH OF	OPP. STRENGTH	TEAM	ADJ.	CONF.	ADJ CONF.
Average RPI Loss:	182	RECORD	PCT. RANK	GAMES	SCHEDULE	OF SCHEDULE	RPI	RPI	RPI	RPI
DIV. I ONLY	3- 14	319	2-8	298	304	342	342	23	23	
DIV. I NON-CONF.	1- 5	313	0-1	207	306	319	319	21	21	
TOTALS	RPI 1-25	RPI 26-50	W-L RECORDS	RPI 51-100	RPI 101-150	RPI 150+				
3- 14	0- 0	0- 2	OVERALL	0- 0	0- 4	3- 8				
3- 7	0- 0	0- 0	HOME	0- 0	0- 2	3- 5				
0- 7	0- 0	0- 2	AWAY	0- 0	0- 2	0- 3				
0- 0	0- 0	0- 0	NEUTRAL	0- 0	0- 0	0- 0				
1- 5	0- 0	0- 2	NON-CONFERENCE	0- 0	0- 1	1- 2				
1- 1	0- 0	0- 0	HOME	0- 0	0- 0	1- 1				
0- 4	0- 0	0- 2	AWAY	0- 0	0- 1	0- 1				
0- 0	0- 0	0- 0	NEUTRAL	0- 0	0- 0	0- 0				
2- 9	0- 0	0- 0	CONFERENCE	0- 0	0- 3	2- 6				
2- 6	0- 0	0- 0	HOME	0- 0	0- 2	2- 4				
0- 3	0- 0	0- 0	AWAY	0- 0	0- 1	0- 2				
0- 0	0- 0	0- 0	NEUTRAL	0- 0	0- 0	0- 0				

RPI 1-25			RPI 26-50			RPI 51-100			RPI 101+			Team's RPI: 342
RPI	S	Opponent	Score	RPI	S	Opponent	Score	RPI	S	Opponent	Score	
				37	A	Texas	49 91					
				41	A	Arkansas	39 99					
								114	A	SFA	40 89	
								123	H	A&M-Corpus Christi	59 72	
								141	A	Texas Tech	49 79	
								143	H	Sam Houston St.	69 79	
								158	H	New Orleans	63 77	
								160	H	Jackson St.	49 66	
								212	A	Lamar University	58 61	
								214	H	Central Ark.	44 51	
								222	H	Southeastern La.	56 72	
								288	H	Nicholls St.	58 54	
								304	H	Incarinate Word	67 69	
								310	H	Houston Baptist	69 60	
								333	A	McNeese	51 61	
								346	A	La.-Monroe	54 63	
								348	H	Grambling	65 61	
LAST 10 Division I												
				214	H	Central Ark.	44 51	333	A	McNeese	51 61	
				158	H	New Orleans	63 77	304	H	Incarinate Word	67 69	
				222	H	Southeastern La.	56 72	310	H	Houston Baptist	69 60	
				114	A	SFA	40 89	123	H	A&M-Corpus Christi	59 72	
				288	H	Nicholls St.	58 54	37	A	Texas	49 91	

Non-Div I Games: LeTourneau 91 61 LSU-Shreveport 63 68 Central Baptist 61 59

Northwestern St.

Notre Dame

Through Games Of Feb. 3, 2020

Average RPI Win:	135	WON-LOST	WINNING	LAST 10	STRENGTH OF	OPP. STRENGTH	TEAM	ADJ.	CONF.	ADJ CONF.
Average RPI Loss:	56	RECORD	PCT. RANK	GAMES	SCHEDULE	OF SCHEDULE	RPI	RPI	RPI	RPI
DIV. I ONLY	8- 14	251	3-7	18	6	105	105	5	5	
DIV. I NON-CONF.	5- 7	205	0	6	19	75	75	3	3	
TOTALS	RPI 1-25	RPI 26-50	W-L RECORDS	RPI 51-100	RPI 101-150	RPI 150+				
8- 14	0- 5	1- 3	OVERALL	3- 4	1- 1	3- 1				
3- 8	0- 3	0- 1	HOME	1- 3	0- 0	2- 1				
4- 4	0- 1	1- 2	AWAY	1- 0	1- 1	1- 0				
1- 2	0- 1	0- 0	NEUTRAL	1- 1	0- 0	0- 0				
5- 7	0- 3	1- 1	NON-CONFERENCE	1- 3	1- 0	2- 0				
2- 4	0- 1	0- 1	HOME	0- 2	0- 0	2- 0				
2- 1	0- 1	1- 0	AWAY	0- 0	1- 0	0- 0				
1- 2	0- 1	0- 0	NEUTRAL	1- 1	0- 0	0- 0				
3- 7	0- 2	0- 2	CONFERENCE	2- 1	0- 1	1- 1				
1- 4	0- 2	0- 0	HOME	1- 1	0- 0	0- 1				
2- 3	0- 0	0- 2	AWAY	1- 0	0- 1	1- 0				
0- 0	0- 0	0- 0	NEUTRAL	0- 0	0- 0	0- 0				

RPI S	Opponent	Score	RPI S	Opponent	Score	RPI S	Opponent	Score	RPI S	Opponent	Score	Team's RPI: 105
3	H Louisville	54 86	40	A Michigan	76 72	55	H Minnesota	67 75	115	A Fordham	60 55	
10	A UConn	57 81	42	A Duke	47 50	59	H Miami (FL)	76 53	119	A Syracuse	63 74	
15	H NC State	56 90	43	H Tennessee	63 74	61	H Boston College	65 75	169	H Toledo	54 51	
20	H DePaul	94 105	45	A Virginia	60 90	67	N South Dakota St.	59 65	176	H Clemson	55 71	
25	N FGCU	60 69				79	N South Fla.	67 51	266	H Loyola Maryland	84 60	
						87	A Georgia Tech	59 51	268	A Pittsburgh	60 52	
						100	H Michigan St.	69 72				
LAST 10 Division I												
87	A Georgia Tech	59 51	15	H NC State	56 90							
3	H Louisville	54 86	61	H Boston College	65 75							
45	A Virginia	60 90	119	A Syracuse	63 74							
59	H Miami (FL)	76 53	268	A Pittsburgh	60 52							
42	A Duke	47 50	176	H Clemson	55 71							

Non-Div I Games:

Notre Dame

Loss, Non-Conf, S Site, H Home A Away N Neutral

Average RPI Win:	282	WON-LOST	WINNING	LAST 10	STRENGTH OF	OPP. STRENGTH	TEAM	ADJ.	CONF.	ADJ CONF.
Average RPI Loss:	164	RECORD	PCT. RANK	GAMES	SCHEDULE	OF SCHEDULE	RPI	RPI	RPI	RPI
DIV. I ONLY	7- 12	247	4-6	306	217	280	280	22	22	
DIV. I NON-CONF.	3- 6	235	0	273	154	247	247	19	19	
TOTALS	RPI 1-25	RPI 26-50	W-L RECORDS	RPI 51-100	RPI 101-150	RPI 150+				
7- 12	0- 1	0- 1	OVERALL	0- 3	1- 0	6- 7				
3- 4	0- 1	0- 0	HOME	0- 1	1- 0	2- 2				
3- 8	0- 0	0- 1	AWAY	0- 2	0- 0	3- 5				
1- 0	0- 0	0- 0	NEUTRAL	0- 0	0- 0	1- 0				
3- 6	0- 1	0- 1	NON-CONFERENCE	0- 2	0- 0	3- 2				
0- 2	0- 1	0- 0	HOME	0- 1	0- 0	0- 0				
2- 4	0- 0	0- 1	AWAY	0- 1	0- 0	2- 2				
1- 0	0- 0	0- 0	NEUTRAL	0- 0	0- 0	1- 0				
4- 6	0- 0	0- 0	CONFERENCE	0- 1	1- 0	3- 5				
3- 2	0- 0	0- 0	HOME	0- 0	1- 0	2- 2				
1- 4	0- 0	0- 0	AWAY	0- 1	0- 0	1- 3				
0- 0	0- 0	0- 0	NEUTRAL	0- 0	0- 0	0- 0				

RPI 1-25				RPI 26-50				RPI 51-100				RPI 101+ Team's RPI: 280			
RPI	S	Opponent	Score	RPI	S	Opponent	Score	RPI	S	Opponent	Score	RPI	S	Opponent	Score
17	H	Central Mich.	47 65	40	A	Michigan	64 79	52	A	IUPUI	41 76	135	H	Green Bay	93 88
								53	H	Bradley	58 74	195	H	Cleveland St.	58 79
								100	A	Michigan St.	56 76	198	A	Wright St.	66 85
												209	A	Northern Ky.	60 69
												227	H	Youngstown St.	74 79
												242	H	Milwaukee	78 62
												249	A	Niagara	63 77
												282	A	FIU	58 49
												291	A	St. Bonaventure	66 80
												307	N	Jacksonville St.	61 55
												329	A	Detroit Mercy	71 57
												329	H	Detroit Mercy	65 60
												335	A	UIC	64 70
												349	A	Chicago St.	98 70
LAST 10 Division I															
329	H	Detroit Mercy	65 60	242	H	Milwaukee	78 62								
198	A	Wright St.	66 85	135	H	Green Bay	93 88								
209	A	Northern Ky.	60 69	335	A	UIC	64 70								
195	H	Cleveland St.	58 79	52	A	IUPUI	41 76								
227	H	Youngstown St.	74 79	329	A	Detroit Mercy	71 57								

Non-Div I Games: Lourdes 72 53 Concordia (MI) 76 42

Oakland

■ Loss, 
■ Non-Conf, S Site, 
■ Home 
■ Away 
N Neutral

Average RPI Win:	176	WON-LOST	WINNING	LAST 10	STRENGTH OF	OPP. STRENGTH	TEAM	ADJ.	CONF.	ADJ CONF.
Average RPI Loss:	66	RECORD	PCT. RANK	GAMES	SCHEDULE	OF SCHEDULE	RPI	RPI	RPI	RPI
DIV. I ONLY	13- 7	84	7-3	117	50	68	68	10	10	
DIV. I NON-CONF.	7- 4	100	1-0	169	20	84	84	10	10	
TOTALS	RPI 1-25	RPI 26-50	W-L RECORDS	RPI 51-100	RPI 101-150	RPI 150+				
13- 7	0- 3	1- 1	OVERALL	3- 1	0- 1	9- 1				
8- 1	0- 1	0- 0	HOME	2- 0	0- 0	6- 0				
4- 5	0- 2	1- 1	AWAY	1- 0	0- 1	2- 1				
1- 1	0- 0	0- 0	NEUTRAL	0- 1	0- 0	1- 0				
7- 4	0- 1	1- 1	NON-CONFERENCE	1- 1	0- 1	5- 0				
4- 0	0- 0	0- 0	HOME	1- 0	0- 0	3- 0				
2- 3	0- 1	1- 1	AWAY	0- 0	0- 1	1- 0				
1- 1	0- 0	0- 0	NEUTRAL	0- 1	0- 0	1- 0				
6- 3	0- 2	0- 0	CONFERENCE	2- 0	0- 0	4- 1				
4- 1	0- 1	0- 0	HOME	1- 0	0- 0	3- 0				
2- 2	0- 1	0- 0	AWAY	1- 0	0- 0	1- 1				
0- 0	0- 0	0- 0	NEUTRAL	0- 0	0- 0	0- 0				

RPI S	Opponent	Score	RPI S	Opponent	Score	RPI S	Opponent	Score	RPI S	Opponent	Score
17 A	Central Mich.	90 92	27 A	Ohio St.	74 68	52 H	IUPUI	70 64	119 A	Syracuse	54 66
17 H	Central Mich.	71 73	37 A	Texas	60 73	76 H	Ball St.	79 71	156 A	Western Mich.	72 73
22 A	TCU	72 79				91 A	Buffalo	76 65	185 A	Northern Ill.	85 79
						94 N	Butler	55 60	185 H	Northern Ill.	87 67
									189 H	American	81 69
									197 H	Akron	70 57
									219 A	Chattanooga	70 58
									231 H	Bowling Green	79 69
									258 H	Marshall	67 51
									268 N	Pittsburgh	72 50
									304 H	Incarnate Word	78 41
LAST 10 Division I											
17 A	Central Mich.	90 92	156 A	Western Mich.	72 73						
197 H	Akron	70 57	91 A	Buffalo	76 65						
231 H	Bowling Green	79 69	17 H	Central Mich.	71 73						
185 A	Northern Ill.	85 79	185 H	Northern Ill.	87 67						
76 H	Ball St.	79 71	219 A	Chattanooga	70 58						

Non-Div I Games:

Ohio

Average RPI Win:	123	WON-LOST	WINNING	LAST 10	STRENGTH OF	OPP. STRENGTH	TEAM	ADJ.	CONF.	ADJ CONF.
Average RPI Loss:	32	RECORD	PCT. RANK	GAMES	SCHEDULE	OF SCHEDULE	RPI	RPI	RPI	RPI
DIV. I ONLY	12- 9	128	5-5	4	31	27	27	2	2	
DIV. I NON-CONF.	7- 4	100	0	3	104	16	16	2	2	
TOTALS	RPI 1-25	RPI 26-50	W-L RECORDS	RPI 51-100	RPI 101-150	RPI 150+				
12- 9	1- 5	1- 2	OVERALL	4- 2	1- 0	5- 0				
5- 4	1- 2	1- 1	HOME	0- 1	0- 0	3- 0				
5- 4	0- 3	0- 0	AWAY	3- 1	1- 0	1- 0				
2- 1	0- 0	0- 1	NEUTRAL	1- 0	0- 0	1- 0				
7- 4	1- 2	0- 1	NON-CONFERENCE	2- 1	1- 0	3- 0				
2- 2	1- 1	0- 0	HOME	0- 1	0- 0	1- 0				
3- 1	0- 1	0- 0	AWAY	1- 0	1- 0	1- 0				
2- 1	0- 0	0- 1	NEUTRAL	1- 0	0- 0	1- 0				
5- 5	0- 3	1- 1	CONFERENCE	2- 1	0- 0	2- 0				
3- 2	0- 1	1- 1	HOME	0- 0	0- 0	2- 0				
2- 3	0- 2	0- 0	AWAY	2- 1	0- 0	0- 0				
0- 0	0- 0	0- 0	NEUTRAL	0- 0	0- 0	0- 0				

RPI 1-25				RPI 26-50				Team's RPI: 27	RPI 51-100				RPI 101+			
RPI	S	Opponent	Score	RPI	S	Opponent	Score		RPI	S	Opponent	Score	RPI	S	Opponent	Score
3	H	Louisville	67 60	33	H	Purdue	50 66		51	N	UNI	64 46	113	A	Kent St.	75 65
4	A	Stanford	52 71	40	H	Michigan	78 69		55	A	Minnesota	66 63	159	N	Valparaiso	89 38
8	A	Maryland	62 72	47	N	South Dakota	53 68		68	H	Ohio	68 74	162	H	Illinois	77 47
8	H	Maryland	65 85						73	A	Nebraska	80 74	190	H	Penn St.	80 70
10	H	UConn	62 73						89	A	Cincinnati	78 73	230	H	Radford	70 57
12	A	Iowa	68 77						100	A	Michigan St.	65 68	306	A	Sacramento St.	104 74
LAST 10 Division I																
73	A	Nebraska	80 74	190	H	Penn St.	80 70									
8	H	Maryland	65 85	40	H	Michigan	78 69									
12	A	Iowa	68 77	8	A	Maryland	62 72									
162	H	Illinois	77 47	55	A	Minnesota	66 63									
100	A	Michigan St.	65 68	33	H	Purdue	50 66									

Non-Div I Games:

Ohio St.

■ Loss, 
■ Non-Conf, S Site, 
■ Home 
■ Away 
N Neutral

## Oklahoma

Through Games Of Feb. 3, 2020

Average RPI Win:	99	WON-LOST	WINNING	LAST 10	STRENGTH OF	OPP. STRENGTH	TEAM	ADJ.	CONF.	ADJ CONF.
Average RPI Loss:	72	RECORD	PCT. RANK	GAMES	SCHEDULE	OF SCHEDULE	RPI	RPI	RPI	RPI
DIV. I ONLY	11- 10	171	4-6	2	56	39	39	3	3	
DIV. I NON-CONF.	7- 5	131	0-1	4	92	50	50	4	4	
TOTALS	RPI 1-25	RPI 26-50	W-L RECORDS	RPI 51-100	RPI 101-150	RPI 150+				
11- 10	1- 4	3- 2	OVERALL	1- 0	5- 3	1- 1				
8- 4	1- 3	1- 1	HOME	1- 0	4- 0	1- 0				
3- 5	0- 0	2- 1	AWAY	0- 0	1- 3	0- 1				
0- 1	0- 1	0- 0	NEUTRAL	0- 0	0- 0	0- 0				
7- 5	1- 2	1- 1	NON-CONFERENCE	0- 0	4- 1	1- 1				
7- 1	1- 1	1- 0	HOME	0- 0	4- 0	1- 0				
0- 3	0- 0	0- 1	AWAY	0- 0	0- 1	0- 1				
0- 1	0- 1	0- 0	NEUTRAL	0- 0	0- 0	0- 0				
4- 5	0- 2	2- 1	CONFERENCE	1- 0	1- 2	0- 0				
1- 3	0- 2	0- 1	HOME	1- 0	0- 0	0- 0				
3- 2	0- 0	2- 0	AWAY	0- 0	1- 2	0- 0				
0- 0	0- 0	0- 0	NEUTRAL	0- 0	0- 0	0- 0				

RPI 1-25				RPI 26-50				Team's RPI: 39	RPI 51-100				RPI 101+			
RPI	S	Opponent	Score	RPI	S	Opponent	Score		RPI	S	Opponent	Score	RPI	S	Opponent	Score
7	H	Baylor	56 77	28	H	Drake	93 84		56	H	Iowa St.	81 72	109	H	UAB	82 75
9	H	Missouri St.	90 96	32	A	Western Ky.	63 74						114	H	SFA	75 62
10	N	UConn	53 97	37	H	Texas	53 70						116	A	Kansas	94 82
21	H	LSU	90 68	38	A	West Virginia	73 49						120	H	Abilene Christian	78 65
22	H	TCU	63 82	49	A	Oklahoma St.	77 75						141	A	Texas Tech	84 89
LAST 10 Division I																
116	A	Kansas	94 82	38	A	West Virginia	73 49						142	A	Kansas St.	74 92
37	H	Texas	53 70	56	H	Iowa St.	81 72						143	H	Sam Houston St.	95 71
142	A	Kansas St.	74 92	49	A	Oklahoma St.	77 75						149	A	Houston	69 85
141	A	Texas Tech	84 89	7	H	Baylor	56 77						170	A	Wichita St.	83 88
22	H	TCU	63 82	10	N	UConn	53 97						296	H	Prairie View	94 48

Non-Div I Games:

Oklahoma

■ Loss, 
■ Non-Conf, 
■ S Site, 
■ H Home 
■ A Away 
N Neutral

Average RPI Win:	158	WON-LOST	WINNING	LAST 10	STRENGTH OF	OPP. STRENGTH	TEAM	ADJ.	CONF.	ADJ CONF.
Average RPI Loss:	36	RECORD	PCT. RANK	GAMES	SCHEDULE	OF SCHEDULE	RPI	RPI	RPI	RPI
DIV. I ONLY	12- 9	128	4-6	10	55	49	49	3	3	
DIV. I NON-CONF.	9- 3	63	1-0	27	110	28	28	4	4	
TOTALS	RPI 1-25	RPI 26-50	W-L RECORDS	RPI 51-100	RPI 101-150	RPI 150+				
12- 9	0- 5	1- 2	OVERALL	2- 1	4- 1	5- 0				
8- 4	0- 1	0- 2	HOME	2- 1	2- 0	4- 0				
3- 3	0- 2	1- 0	AWAY	0- 0	1- 1	1- 0				
1- 2	0- 2	0- 0	NEUTRAL	0- 0	1- 0	0- 0				
9- 3	0- 3	0- 0	NON-CONFERENCE	2- 0	2- 0	5- 0				
7- 0	0- 0	0- 0	HOME	2- 0	1- 0	4- 0				
1- 1	0- 1	0- 0	AWAY	0- 0	0- 0	1- 0				
1- 2	0- 2	0- 0	NEUTRAL	0- 0	1- 0	0- 0				
3- 6	0- 2	1- 2	CONFERENCE	0- 1	2- 1	0- 0				
1- 4	0- 1	0- 2	HOME	0- 1	1- 0	0- 0				
2- 2	0- 1	1- 0	AWAY	0- 0	1- 1	0- 0				
0- 0	0- 0	0- 0	NEUTRAL	0- 0	0- 0	0- 0				

RPI S	Opponent	Score	RPI S	Opponent	Score	Team's RPI: 49	RPI S	Opponent	Score	RPI S	Opponent	Score
1	N Oregon	72 89	37	H Texas	56 61		56	H Iowa St.	63 64	109	N UT Arlington	60 47
3	N Louisville	48 69	38	A West Virginia	57 55		96	H Rice	69 38	111	H Idaho	62 47
7	A Baylor	48 94	39	H Oklahoma	75 77		98	H Duquesne	84 41	116	H Kansas	67 49
18	A Texas A&M	62 74								141	A Texas Tech	79 109
22	H TCU	68 72								142	A Kansas St.	70 63
LAST 10 Division I												
141	A Texas Tech	79 109	142	A Kansas St.	70 63		7	A Baylor	48 94			
22	H TCU	68 72	39	H Oklahoma	75 77		116	H Kansas	67 49			
37	H Texas	56 61	98	H Duquesne	84 41							
38	A West Virginia	57 55										
56	H Iowa St.	63 64										

Non-Div I Games:

Oklahoma St.

Average RPI Win:	178	WON-LOST	WINNING	LAST 10	STRENGTH OF	OPP. STRENGTH	TEAM	ADJ.	CONF.	ADJ CONF.
Average RPI Loss:	87	RECORD	PCT. RANK	GAMES	SCHEDULE	OF SCHEDULE	RPI	RPI	RPI	RPI
DIV. I ONLY	18- 3	18	9-1	122	130	29	29	13	13	
DIV. I NON-CONF.	10- 2	29	1-0	157	185	44	44	14	14	
TOTALS	RPI 1-25	RPI 26-50	W-L RECORDS	RPI 51-100	RPI 101-150	RPI 150+				
18- 3	0- 0	1- 1	OVERALL	2- 0	5- 2	10- 0				
11- 0	0- 0	1- 0	HOME	1- 0	2- 0	7- 0				
6- 3	0- 0	0- 1	AWAY	1- 0	2- 2	3- 0				
1- 0	0- 0	0- 0	NEUTRAL	0- 0	1- 0	0- 0				
10- 2	0- 0	0- 1	NON-CONFERENCE	0- 0	5- 1	5- 0				
6- 0	0- 0	0- 0	HOME	0- 0	2- 0	4- 0				
3- 2	0- 0	0- 1	AWAY	0- 0	2- 1	1- 0				
1- 0	0- 0	0- 0	NEUTRAL	0- 0	1- 0	0- 0				
8- 1	0- 0	1- 0	CONFERENCE	2- 0	0- 1	5- 0				
5- 0	0- 0	1- 0	HOME	1- 0	0- 0	3- 0				
3- 1	0- 0	0- 0	AWAY	1- 0	0- 1	2- 0				
0- 0	0- 0	0- 0	NEUTRAL	0- 0	0- 0	0- 0				

RPI 1-25				RPI 26-50				Team's RPI: 29				RPI 51-100				RPI 101+			
RPI	S	Opponent	Score	RPI	S	Opponent	Score	RPI	S	Opponent	Score	RPI	S	Opponent	Score	RPI	S	Opponent	Score
				32	H	Western Ky.	76 65	60	A	Middle Tenn.	67 56	106	A	VCU	49 62				
				45	A	Virginia	53 56	66	H	Charlotte	54 51	109	A	UAB	65 76				
												111	N	Idaho	67 55				
												121	A	Auburn	89 77				
												130	H	Richmond	73 51				
												133	H	Campbell	59 44				
												144	A	William & Mary	69 58				
												155	H	Hampton	75 38				
												180	A	Fla. Atlantic	75 63				
												191	H	Southern Miss.	67 50				
												213	H	Mt. St. Mary's	85 34				
												237	H	Louisiana Tech	77 61				
												257	H	Winthrop	68 44				
												258	H	Marshall	57 46				
												282	A	FIU	66 39				
												317	A	Cal Poly	61 55				
												325	H	UMES	48 39				
LAST 10 Division I																			
				237	H	Louisiana Tech	77 61	32	H	Western Ky.	76 65								
				191	H	Southern Miss.	67 50	66	H	Charlotte	54 51								
				180	A	Fla. Atlantic	75 63	109	A	UAB	65 76								
				282	A	FIU	66 39	60	A	Middle Tenn.	67 56								
				258	H	Marshall	57 46	213	H	Mt. St. Mary's	85 34								

Non-Div I Games:

Old Dominion

■ Loss, 
 ■ Non-Conf, 
 ■ S Site, 
 ■ H Home 
 ■ A Away 
 N Neutral



Average RPI Win:	289	WON-LOST	WINNING	LAST 10	STRENGTH OF	OPP. STRENGTH	TEAM	ADJ.	CONF.	ADJ CONF.
Average RPI Loss:	104	RECORD	PCT. RANK	GAMES	SCHEDULE	OF SCHEDULE	RPI	RPI	RPI	RPI
DIV. I ONLY	7- 15	271	1-9	143	135	272	272	4	4	
DIV. I NON-CONF.	7- 6	161	1-0	300	345	293	293	5	5	
TOTALS	RPI 1-25	RPI 26-50	W-L RECORDS	RPI 51-100	RPI 101-150	RPI 150+				
7- 15	0- 4	0- 1	OVERALL	0- 2	1- 4	6- 4				
6- 8	0- 1	0- 1	HOME	0- 2	1- 2	5- 2				
0- 6	0- 3	0- 0	AWAY	0- 0	0- 2	0- 1				
1- 1	0- 0	0- 0	NEUTRAL	0- 0	0- 0	1- 1				
7- 6	0- 0	0- 0	NON-CONFERENCE	0- 0	1- 2	6- 4				
6- 3	0- 0	0- 0	HOME	0- 0	1- 1	5- 2				
0- 2	0- 0	0- 0	AWAY	0- 0	0- 1	0- 1				
1- 1	0- 0	0- 0	NEUTRAL	0- 0	0- 0	1- 1				
0- 9	0- 4	0- 1	CONFERENCE	0- 2	0- 2	0- 0				
0- 5	0- 1	0- 1	HOME	0- 2	0- 1	0- 0				
0- 4	0- 3	0- 0	AWAY	0- 0	0- 1	0- 0				
0- 0	0- 0	0- 0	NEUTRAL	0- 0	0- 0	0- 0				

RPI 1-25				RPI 26-50				RPI 51-100				RPI 101+ Team's RPI: 272			
RPI	S	Opponent	Score	RPI	S	Opponent	Score	RPI	S	Opponent	Score	RPI	S	Opponent	Score
2	H	South Carolina	32 87	43	H	Tennessee	28 84	72	H	Alabama	56 57	121	A	Auburn	43 59
14	A	Mississippi St.	39 80					75	H	Georgia	51 58	138	H	Southeast Mo. St.	53 70
18	A	Texas A&M	35 79									141	A	Texas Tech	48 84
21	A	LSU	44 52									143	H	Sam Houston St.	75 69
												148	H	Missouri	57 71
												152	H	Louisiana	42 53
												158	H	New Orleans	64 69
												191	A	Southern Miss.	53 59
												237	H	Louisiana Tech	76 53
												268	N	Pittsburgh	50 58
												295	H	Ga. Southern	69 66
												319	N	Alcorn	73 55
												332	H	Alabama St.	93 66
												346	H	La.-Monroe	66 42
												351	H	Mississippi Val.	72 53
LAST 10 Division I															
72	H	Alabama	56 57	21	A	LSU	44 52								
2	H	South Carolina	32 87	43	H	Tennessee	28 84								
14	A	Mississippi St.	39 80	18	A	Texas A&M	35 79								
121	A	Auburn	43 59	75	H	Georgia	51 58								
148	H	Missouri	57 71	332	H	Alabama St.	93 66								

Non-Div I Games:

Ole Miss

■ Loss, 
■ Non-Conf, 
■ S Site, 
■ H Home 
■ A Away 
N Neutral

Average RPI Win:	270	WON-LOST	WINNING	LAST 10	STRENGTH OF	OPP. STRENGTH	TEAM	ADJ.	CONF.	ADJ CONF.
Average RPI Loss:	151	RECORD	PCT. RANK	GAMES	SCHEDULE	OF SCHEDULE	RPI	RPI	RPI	RPI
DIV. I ONLY	4- 15	312	1-9	114	295	294	294	20	20	
DIV. I NON-CONF.	3- 8	268	0-2	137	316	278	278	18	18	
TOTALS	RPI 1-25	RPI 26-50	W-L RECORDS	RPI 51-100	RPI 101-150	RPI 150+				
4- 15	0- 0	0- 3	OVERALL	0- 2	0- 3	4- 7				
3- 7	0- 0	0- 2	HOME	0- 2	0- 0	3- 3				
0- 7	0- 0	0- 1	AWAY	0- 0	0- 2	0- 4				
1- 1	0- 0	0- 0	NEUTRAL	0- 0	0- 1	1- 0				
3- 8	0- 0	0- 1	NON-CONFERENCE	0- 1	0- 3	3- 3				
2- 3	0- 0	0- 1	HOME	0- 1	0- 0	2- 1				
0- 4	0- 0	0- 0	AWAY	0- 0	0- 2	0- 2				
1- 1	0- 0	0- 0	NEUTRAL	0- 0	0- 1	1- 0				
1- 7	0- 0	0- 2	CONFERENCE	0- 1	0- 0	1- 4				
1- 4	0- 0	0- 1	HOME	0- 1	0- 0	1- 2				
0- 3	0- 0	0- 1	AWAY	0- 0	0- 0	0- 2				
0- 0	0- 0	0- 0	NEUTRAL	0- 0	0- 0	0- 0				

RPI	S	Opponent	Score	RPI	S	Opponent	Score	RPI	S	Opponent	Score	RPI	S	Opponent	Score	Team's RPI: 294
30	H	Creighton	54 67	51	H	UNI	45 81	106	N	VCU	66 74	116	A	Kansas	48 63	
47	A	South Dakota	44 77	67	H	South Dakota St.	51 68	142	A	Kansas St.	48 73	195	H	Cleveland St.	66 79	
47	H	South Dakota	39 71					200	A	North Dakota	57 63	209	A	Northern Ky.	40 57	
								215	H	Western Ill.	69 83	228	A	Eastern Ill.	52 65	
								229	H	Morgan St.	70 64	248	H	UMKC	57 53	
								253	H	Oral Roberts	60 54	287	A	Denver	60 66	
								320	H	Purdue Fort Wayne	57 58	351	N	Mississippi Val.	78 70	
LAST 10 Division I																
47	H	South Dakota	39 71	200	A	North Dakota	57 63									
320	H	Purdue Fort Wayne	57 58	253	H	Oral Roberts	60 54									
215	H	Western Ill.	69 83	67	H	South Dakota St.	51 68									
287	A	Denver	60 66	195	H	Cleveland St.	66 79									
47	A	South Dakota	44 77	51	H	UNI	45 81									

Non-Div I Games: Peru St. 92 58 Graceland (IA) 85 46

Omaha

Loss, Non-Conf, S Site, H Home A Away N Neutral

# Oral Roberts

Through Games Of Feb. 3, 2020

Average RPI Win:	240	WON-LOST	WINNING	LAST 10	STRENGTH OF	OPP. STRENGTH	TEAM	ADJ.	CONF.	ADJ CONF.
Average RPI Loss:	144	RECORD	PCT. RANK	GAMES	SCHEDULE	OF SCHEDULE	RPI	RPI	RPI	RPI
DIV. I ONLY	7- 13	257	4-6	200	155	253	253	20	20	
DIV. I NON-CONF.	3- 8	268	0-1	194	124	275	275	18	18	
TOTALS	RPI 1-25	RPI 26-50	W-L RECORDS	RPI 51-100	RPI 101-150	RPI 150+				
7- 13	0- 0	0- 3	OVERALL	0- 3	1- 2	6- 5				
6- 2	0- 0	0- 0	HOME	0- 1	1- 0	5- 1				
1- 11	0- 0	0- 3	AWAY	0- 2	0- 2	1- 4				
0- 0	0- 0	0- 0	NEUTRAL	0- 0	0- 0	0- 0				
3- 8	0- 0	0- 2	NON-CONFERENCE	0- 1	1- 2	2- 3				
3- 1	0- 0	0- 0	HOME	0- 0	1- 0	2- 1				
0- 7	0- 0	0- 2	AWAY	0- 1	0- 2	0- 2				
0- 0	0- 0	0- 0	NEUTRAL	0- 0	0- 0	0- 0				
4- 5	0- 0	0- 1	CONFERENCE	0- 2	0- 0	4- 2				
3- 1	0- 0	0- 0	HOME	0- 1	0- 0	3- 0				
1- 4	0- 0	0- 1	AWAY	0- 1	0- 0	1- 2				
0- 0	0- 0	0- 0	NEUTRAL	0- 0	0- 0	0- 0				

RPI 1-25			RPI 26-50			RPI 51-100			RPI 101+			Team's RPI: 253			
RPI	S	Opponent	Score	RPI	S	Opponent	Score	RPI	S	Opponent	Score	RPI	S	Opponent	Score
41	A	Arkansas	64 96	47	A	South Dakota	56 79	67	A	South Dakota St.	44 58	104	A	Utah	58 78
								67	H	South Dakota St.	61 76	142	A	Kansas St.	69 109
49	A	Oklahoma St.	44 78					73	A	Nebraska	67 77	143	H	Sam Houston St.	64 41
												170	H	Wichita St.	79 66
												200	H	North Dakota	75 52
												215	A	Western Ill.	61 75
												216	A	Southern Utah	58 72
												244	A	Tulsa	65 67
												275	H	Texas St.	63 57
												286	H	North Dakota St.	70 62
												287	H	Denver	84 72
												294	A	Omaha	54 60
												310	H	Houston Baptist	73 74
												320	A	Purdue Fort Wayne	79 73
LAST 10 Division I															
67	H	South Dakota St.	61 76	200	H	North Dakota	75 52								
287	H	Denver	84 72	286	H	North Dakota St.	70 62								
47	A	South Dakota	56 79	294	A	Omaha	54 60								
215	A	Western Ill.	61 75	67	A	South Dakota St.	44 58								
320	A	Purdue Fort Wayne	79 73	49	A	Oklahoma St.	44 78								

Non-Div I Games: Rogers St. 80 40 Cent. Christian (KS114 60

Oral Roberts

Loss, Non-Conf, S Site, H Home A Away N Neutral

## Oregon

Through Games Of Feb. 3, 2020

Average RPI Win:	103	WON-LOST	WINNING	LAST 10	STRENGTH OF	OPP. STRENGTH	TEAM	ADJ.	CONF.	ADJ CONF.
Average RPI Loss:	17	RECORD	PCT. RANK	GAMES	SCHEDULE	OF SCHEDULE	RPI	RPI	RPI	RPI
DIV. I ONLY	20- 2	8	9-1	7	16	1	1	1	1	1
DIV. I NON-CONF.	11- 1	13	1-0	51	52	10	10	1	1	1
TOTALS	RPI 1-25	RPI 26-50	W-L RECORDS	RPI 51-100	RPI 101-150	RPI 150+				
20- 2	4- 1	4- 1	OVERALL	1- 0	8- 0	3- 0				
11- 0	2- 0	1- 0	HOME	1- 0	5- 0	2- 0				
7- 1	2- 0	2- 1	AWAY	0- 0	2- 0	1- 0				
2- 1	0- 1	1- 0	NEUTRAL	0- 0	1- 0	0- 0				
11- 1	1- 1	1- 0	NON-CONFERENCE	1- 0	5- 0	3- 0				
6- 0	0- 0	0- 0	HOME	1- 0	3- 0	2- 0				
3- 0	1- 0	0- 0	AWAY	0- 0	1- 0	1- 0				
2- 1	0- 1	1- 0	NEUTRAL	0- 0	1- 0	0- 0				
9- 1	3- 0	3- 1	CONFERENCE	0- 0	3- 0	0- 0				
5- 0	2- 0	1- 0	HOME	0- 0	2- 0	0- 0				
4- 1	1- 0	2- 1	AWAY	0- 0	1- 0	0- 0				
0- 0	0- 0	0- 0	NEUTRAL	0- 0	0- 0	0- 0				

RPI	S	Opponent	Score	RPI	S	Opponent	Score	RPI	S	Opponent	Score	RPI	S	Opponent	Score
3	N	Louisville	62 72	26	A	Arizona	71 64	67	H	South Dakota St.	95 56	103	H	Texas Southern	99 63
4	H	Stanford	87 55	31	A	Arizona St.	66 72					104	A	Utah	90 63
10	A	UConn	74 56	48	A	Colorado	101 53					104	H	Utah	88 51
11	A	Oregon St.	66 57	48	H	Colorado	104 46					109	N	UT Arlington	91 54
11	H	Oregon St.	76 64	49	N	Oklahoma St.	89 72					119	A	Syracuse	81 64
LAST 10 Division I															
10	A	UConn	74 56	128	H	California	105 55								
48	A	Colorado	101 53	4	H	Stanford	87 55								
104	A	Utah	90 63	26	A	Arizona	71 64								
11	A	Oregon St.	66 57	31	A	Arizona St.	66 72								
11	H	Oregon St.	76 64	104	H	Utah	88 51								

Non-Div I Games:

Oregon

■ Loss, 
 ■ Non-Conf, S Site, 
 ■ Home 
 ■ Away 
 N Neutral

Average RPI Win:	121	WON-LOST	WINNING	LAST 10	STRENGTH OF	OPP. STRENGTH	TEAM	ADJ.	CONF.	ADJ CONF.
Average RPI Loss:	9	RECORD	PCT. RANK	GAMES	SCHEDULE	OF SCHEDULE	RPI	RPI	RPI	RPI
DIV. I ONLY	18- 4	24	6-4	9	27	11	11	1	1	
DIV. I NON-CONF.	12- 0	1	0	62	88	5	5	1	1	
TOTALS	RPI 1-25	RPI 26-50	W-L RECORDS	RPI 51-100	RPI 101-150	RPI 150+				
18- 4	2- 3	3- 1	OVERALL	2- 0	5- 0	6- 0				
11- 2	2- 2	1- 0	HOME	0- 0	3- 0	5- 0				
4- 2	0- 1	2- 1	AWAY	1- 0	1- 0	0- 0				
3- 0	0- 0	0- 0	NEUTRAL	1- 0	1- 0	1- 0				
12- 0	2- 0	0- 0	NON-CONFERENCE	2- 0	2- 0	6- 0				
8- 0	2- 0	0- 0	HOME	0- 0	1- 0	5- 0				
1- 0	0- 0	0- 0	AWAY	1- 0	0- 0	0- 0				
3- 0	0- 0	0- 0	NEUTRAL	1- 0	1- 0	1- 0				
6- 4	0- 3	3- 1	CONFERENCE	0- 0	3- 0	0- 0				
3- 2	0- 2	1- 0	HOME	0- 0	2- 0	0- 0				
3- 2	0- 1	2- 1	AWAY	0- 0	1- 0	0- 0				
0- 0	0- 0	0- 0	NEUTRAL	0- 0	0- 0	0- 0				

RPI	S	Opponent	Score	RPI	S	Opponent	Score	RPI	S	Opponent	Score	RPI	S	Opponent	Score
1	A	Oregon	64 76	26	A	Arizona	63 61	59	A	Miami (FL)	75 53	104	A	Utah	77 65
1	H	Oregon	57 66	31	A	Arizona St.	47 55	65	N	BYU	65 34	104	H	Utah	77 48
4	H	Stanford	58 61	48	A	Colorado	79 52					107	N	Liberty	68 55
9	H	Missouri St.	80 69	48	H	Colorado	72 60					108	H	Pacific	69 57
20	H	DePaul	98 77									128	H	California	81 44
												161	N	Northern Ariz.	91 57
												192	H	Hawaii	64 32
												199	H	CSU Bakersfield	69 50
												216	H	Southern Utah	95 45
												293	H	Utah St.	75 46
												297	H	UC Irvine	86 57
LAST 10 Division I															
104	A	Utah	77 65	128	H	California	81 44								
48	A	Colorado	79 52	31	A	Arizona St.	47 55								
1	H	Oregon	57 66	26	A	Arizona	63 61								
1	A	Oregon	64 76	48	H	Colorado	72 60								
4	H	Stanford	58 61	104	H	Utah	77 48								

Non-Div I Games:

Oregon St.

■ Loss, 
 ■ Non-Conf, 
 ■ S Site, 
 ■ H Home 
 ■ A Away 
 N Neutral

Average RPI Win: <b>229</b>	WON-LOST	WINNING	LAST 10	STRENGTH OF	OPP. STRENGTH	TEAM	ADJ.	CONF.	ADJ CONF.
Average RPI Loss: <b>109</b>	RECORD	PCT. RANK	GAMES	SCHEDULE	OF SCHEDULE	RPI	RPI	RPI	RPI
DIV. I ONLY	<b>13- 9</b>	<b>119</b>	<b>6-4</b>	<b>172</b>	<b>111</b>	<b>108</b>	<b>108</b>	<b>11</b>	<b>11</b>
DIV. I NON-CONF.	<b>7- 4</b>	<b>100</b>	<b>0</b>	<b>174</b>	<b>143</b>	<b>98</b>	<b>98</b>	<b>11</b>	<b>11</b>
TOTALS	RPI 1-25	RPI 26-50	W-L RECORDS	RPI 51-100	RPI 101-150	RPI 150+			
13- 9	0- 3	0- 0	OVERALL	1- 1	0- 1	12- 4			
6- 2	0- 0	0- 0	HOME	0- 1	0- 1	6- 0			
6- 6	0- 3	0- 0	AWAY	1- 0	0- 0	5- 3			
1- 1	0- 0	0- 0	NEUTRAL	0- 0	0- 0	1- 1			
7- 4	0- 2	0- 0	NON-CONFERENCE	1- 0	0- 0	6- 2			
4- 0	0- 0	0- 0	HOME	0- 0	0- 0	4- 0			
2- 3	0- 2	0- 0	AWAY	1- 0	0- 0	1- 1			
1- 1	0- 0	0- 0	NEUTRAL	0- 0	0- 0	1- 1			
6- 5	0- 1	0- 0	CONFERENCE	0- 1	0- 1	6- 2			
2- 2	0- 0	0- 0	HOME	0- 1	0- 1	2- 0			
4- 3	0- 1	0- 0	AWAY	0- 0	0- 0	4- 2			
0- 0	0- 0	0- 0	NEUTRAL	0- 0	0- 0	0- 0			

RPI 1-25				RPI 26-50				RPI 51-100				RPI 101+ Team's RPI: 108			
RPI	S	Opponent	Score	RPI	S	Opponent	Score	RPI	S	Opponent	Score	RPI	S	Opponent	Score
5	A	Gonzaga	67 <b>68</b>					57	A	Drexel	58 51	124	H	San Diego	64 <b>66</b>
6	A	UCLA	57 <b>68</b>					65	H	BYU	66 <b>76</b>	154	A	Portland	77 73
11	A	Oregon St.	57 <b>69</b>									169	N	Toledo	65 <b>66</b>
												172	A	Saint Mary's (CA)	68 66
												181	A	Santa Clara	65 <b>75</b>
												199	A	CSU Bakersfield	70 <b>80</b>
												218	A	Pepperdine	54 <b>59</b>
												218	H	Pepperdine	64 63
												220	H	SMU	77 49
												223	A	San Francisco	84 61
												248	H	UMKC	89 60
												262	A	LMU (CA)	87 70
												262	H	LMU (CA)	76 67
												265	A	UC Santa Barbara	63 53
												279	H	Indiana St.	83 66
												305	N	St. Francis Brooklyn	71 62
												316	H	Weber St.	76 53
LAST 10 Division I															
262	A	LMU (CA)	87 70	5	A	Gonzaga	67 <b>68</b>								
218	A	Pepperdine	54 <b>59</b>	154	A	Portland	77 73								
172	A	Saint Mary's (CA)	68 66	218	H	Pepperdine	64 63								
124	H	San Diego	64 <b>66</b>	262	H	LMU (CA)	76 67								
65	H	BYU	66 <b>76</b>	223	A	San Francisco	84 61								

Non-Div I Games:

Pacific

■ Loss, 
 ■ Non-Conf, 
 ■ S Site, 
 ■ Home 
 ■ A Away 
 N Neutral

Average RPI Win:	227	WON-LOST	WINNING	LAST 10	STRENGTH OF	OPP. STRENGTH	TEAM	ADJ.	CONF.	ADJ CONF.
Average RPI Loss:	66	RECORD	PCT. RANK	GAMES	SCHEDULE	OF SCHEDULE	RPI	RPI	RPI	RPI
DIV. I ONLY	10- 5	76	6-4	249	87	102	102	8	8	
DIV. I NON-CONF.	9- 3	63	5-2	314	60	107	107	8	8	
TOTALS	RPI 1-25	RPI 26-50	W-L RECORDS	RPI 51-100	RPI 101-150	RPI 150+				
10- 5	0- 1	0- 1	OVERALL	1- 2	0- 1	9- 0				
5- 1	0- 1	0- 0	HOME	1- 0	0- 0	4- 0				
5- 4	0- 0	0- 1	AWAY	0- 2	0- 1	5- 0				
0- 0	0- 0	0- 0	NEUTRAL	0- 0	0- 0	0- 0				
9- 3	0- 0	0- 1	NON-CONFERENCE	1- 2	0- 0	8- 0				
5- 0	0- 0	0- 0	HOME	1- 0	0- 0	4- 0				
4- 3	0- 0	0- 1	AWAY	0- 2	0- 0	4- 0				
0- 0	0- 0	0- 0	NEUTRAL	0- 0	0- 0	0- 0				
1- 2	0- 1	0- 0	CONFERENCE	0- 0	0- 1	1- 0				
0- 1	0- 1	0- 0	HOME	0- 0	0- 0	0- 0				
1- 1	0- 0	0- 0	AWAY	0- 0	0- 1	1- 0				
0- 0	0- 0	0- 0	NEUTRAL	0- 0	0- 0	0- 0				

RPI 1-25	RPI 26-50	RPI 51-100	RPI 101+	Team's RPI: 102
RPI S Opponent Score	RPI S Opponent Score	RPI S Opponent Score	RPI S Opponent Score	
19 H Princeton 55 75	42 A Duke 50 66	54 A Temple 72 76	125 A Harvard 51 58	
		57 H Drexel 53 49	166 A Dartmouth 66 33	
		88 A Villanova 58 70	192 A Hawaii 70 55	
			202 A La Salle 65 49	
			208 A Saint Joseph's 55 45	
			226 H Stetson 81 41	
			238 H Iona 74 42	
			308 H Siena 92 44	
			330 A NJIT 85 51	
			345 H Hartford 74 46	
LAST 10 Division I				
166 A Dartmouth 66 33	192 A Hawaii 70 55			
125 A Harvard 51 58	57 H Drexel 53 49			
54 A Temple 72 76	226 H Stetson 81 41			
88 A Villanova 58 70	202 A La Salle 65 49			
19 H Princeton 55 75	345 H Hartford 74 46			

Non-Div I Games: Chaminade 90 39

Penn

Average RPI Win:	208	WON-LOST	WINNING	LAST 10	STRENGTH OF	OPP. STRENGTH	TEAM	ADJ.	CONF.	ADJ CONF.
Average RPI Loss:	78	RECORD	PCT. RANK	GAMES	SCHEDULE	OF SCHEDULE	RPI	RPI	RPI	RPI
DIV. I ONLY	7- 15	271	1-9	47	57	190	190	2	2	
DIV. I NON-CONF.	6- 5	151	0	222	250	216	216	2	2	
TOTALS	RPI 1-25	RPI 26-50	W-L RECORDS	RPI 51-100	RPI 101-150	RPI 150+				
7- 15	0- 5	0- 4	OVERALL	1- 2	1- 1	5- 3				
5- 8	0- 3	0- 1	HOME	1- 2	1- 0	3- 2				
1- 6	0- 2	0- 3	AWAY	0- 0	0- 1	1- 0				
1- 1	0- 0	0- 0	NEUTRAL	0- 0	0- 0	1- 1				
6- 5	0- 1	0- 0	NON-CONFERENCE	0- 1	1- 0	5- 3				
4- 3	0- 0	0- 0	HOME	0- 1	1- 0	3- 2				
1- 1	0- 1	0- 0	AWAY	0- 0	0- 0	1- 0				
1- 1	0- 0	0- 0	NEUTRAL	0- 0	0- 0	1- 1				
1- 10	0- 4	0- 4	CONFERENCE	1- 1	0- 1	0- 0				
1- 5	0- 3	0- 1	HOME	1- 1	0- 0	0- 0				
0- 5	0- 1	0- 3	AWAY	0- 0	0- 1	0- 0				
0- 0	0- 0	0- 0	NEUTRAL	0- 0	0- 0	0- 0				

RPI 1-25				RPI 26-50				RPI 51-100				RPI 101+ Team's RPI: 190			
RPI	S	Opponent	Score	RPI	S	Opponent	Score	RPI	S	Opponent	Score	RPI	S	Opponent	Score
12	H	Iowa	66 77	27	A	Ohio St.	70 80	55	H	Minnesota	74 81	112	A	Wisconsin	65 71
13	H	Indiana	60 76	33	A	Purdue	68 81	85	H	Rider	70 78	115	H	Fordham	72 59
16	A	Northwestern	59 85	40	A	Michigan	48 82	100	H	Michigan St.	86 73	176	H	Clemson	68 55
16	H	Northwestern	59 82	46	H	Rutgers	57 62					193	A	Towson	73 67
19	A	Princeton	55 72									202	H	La Salle	67 69
												236	H	George Mason	68 78
												259	N	Long Beach St.	56 64
												268	H	Pittsburgh	78 73
												284	H	Sacred Heart	88 65
												322	N	N.C. Central	92 68
LAST 10 Division I															
16	H	Northwestern	59 82	46	H	Rutgers	57 62								
12	H	Iowa	66 77	27	A	Ohio St.	70 80								
33	A	Purdue	68 81	100	H	Michigan St.	86 73								
13	H	Indiana	60 76	112	A	Wisconsin	65 71								
16	A	Northwestern	59 85	40	A	Michigan	48 82								

Non-Div I Games:

Penn St.

■ Loss, 
■ Non-Conf, 
■ S Site, 
■ H Home 
■ A Away 
N Neutral



# Pepperdine

Through Games Of Feb. 3, 2020

Average RPI Win:	214	WON-LOST	WINNING	LAST 10	STRENGTH OF	OPP. STRENGTH	TEAM	ADJ.	CONF.	ADJ CONF.
Average RPI Loss:	133	RECORD	PCT. RANK	GAMES	SCHEDULE	OF SCHEDULE	RPI	RPI	RPI	RPI
DIV. I ONLY	9- 10	194	4-6	229	109	218	218	11	11	
DIV. I NON-CONF.	4- 4	164	0	318	173	251	251	11	11	
TOTALS	RPI 1-25	RPI 26-50	W-L RECORDS	RPI 51-100	RPI 101-150	RPI 150+				
9- 10	0- 1	0- 0	OVERALL	0- 2	2- 2	7- 5				
7- 4	0- 0	0- 0	HOME	0- 1	2- 0	5- 3				
2- 6	0- 1	0- 0	AWAY	0- 1	0- 2	2- 2				
0- 0	0- 0	0- 0	NEUTRAL	0- 0	0- 0	0- 0				
4- 4	0- 0	0- 0	NON-CONFERENCE	0- 1	0- 1	4- 2				
2- 2	0- 0	0- 0	HOME	0- 0	0- 0	2- 2				
2- 2	0- 0	0- 0	AWAY	0- 1	0- 1	2- 0				
0- 0	0- 0	0- 0	NEUTRAL	0- 0	0- 0	0- 0				
5- 6	0- 1	0- 0	CONFERENCE	0- 1	2- 1	3- 3				
5- 2	0- 0	0- 0	HOME	0- 1	2- 0	3- 1				
0- 4	0- 1	0- 0	AWAY	0- 0	0- 1	0- 2				
0- 0	0- 0	0- 0	NEUTRAL	0- 0	0- 0	0- 0				

RPI S Opponent Score	RPI S Opponent Score	RPI S Opponent Score	RPI S Opponent Score
5 <b>A</b> Gonzaga 36 <b>70</b>		65 <b>H</b> BYU 47 <b>65</b>	101 <b>A</b> Boise St. 74 <b>76</b>
		83 <b>A</b> Washington St. 48 <b>85</b>	108 <b>A</b> Pacific 63 <b>64</b>
			108 <b>H</b> Pacific 59 54
			124 <b>H</b> San Diego 73 57
			154 <b>A</b> Portland 67 <b>69</b>
			168 <b>H</b> UC Davis 70 67
			172 <b>A</b> Saint Mary's (CA) 78 <b>85</b>
			172 <b>H</b> Saint Mary's (CA) 73 64
			181 <b>H</b> Santa Clara 79 71
			187 <b>H</b> UNLV 44 <b>69</b>
			192 <b>H</b> Hawaii 51 <b>52</b>
			223 <b>H</b> San Francisco 82 70
			262 <b>H</b> LMU (CA) 77 <b>84</b>
			309 <b>A</b> Eastern Wash. 53 52
			317 <b>H</b> Cal Poly 63 53
			321 <b>A</b> New Mexico St. 72 69
LAST 10 Division I			
172 <b>H</b> Saint Mary's (CA) 73 64	223 <b>H</b> San Francisco 82 70		
108 <b>H</b> Pacific 59 54	181 <b>H</b> Santa Clara 79 71		
154 <b>A</b> Portland 67 <b>69</b>	108 <b>A</b> Pacific 63 <b>64</b>		
5 <b>A</b> Gonzaga 36 <b>70</b>	172 <b>A</b> Saint Mary's (CA) 78 <b>85</b>		
262 <b>H</b> LMU (CA) 77 <b>84</b>	65 <b>H</b> BYU 47 <b>65</b>		

Non-Div I Games: Concordia (CA) 76 57 Cal St. L.A. 79 56

Pepperdine

**Loss**, **Non-Conf**, **S Site**, **H Home** **A Away** **N Neutral**

Average RPI Win:	258	WON-LOST	WINNING	LAST 10	STRENGTH OF	OPP. STRENGTH	TEAM	ADJ.	CONF.	ADJ CONF.
Average RPI Loss:	94	RECORD	PCT. RANK	GAMES	SCHEDULE	OF SCHEDULE	RPI	RPI	RPI	RPI
DIV. I ONLY	4- 17	315	1-9	79	86	268	268	5	5	
DIV. I NON-CONF.	3- 8	268	0	235	225	309	309	3	3	
TOTALS	RPI 1-25	RPI 26-50	W-L RECORDS	RPI 51-100	RPI 101-150	RPI 150+				
4- 17	0- 3	0- 1	OVERALL	1- 7	0- 2	3- 4				
3- 9	0- 2	0- 0	HOME	1- 3	0- 2	2- 2				
0- 7	0- 1	0- 1	AWAY	0- 3	0- 0	0- 2				
1- 1	0- 0	0- 0	NEUTRAL	0- 1	0- 0	1- 0				
3- 8	0- 0	0- 0	NON-CONFERENCE	0- 5	0- 0	3- 3				
2- 4	0- 0	0- 0	HOME	0- 2	0- 0	2- 2				
0- 3	0- 0	0- 0	AWAY	0- 2	0- 0	0- 1				
1- 1	0- 0	0- 0	NEUTRAL	0- 1	0- 0	1- 0				
1- 9	0- 3	0- 1	CONFERENCE	1- 2	0- 2	0- 1				
1- 5	0- 2	0- 0	HOME	1- 1	0- 2	0- 0				
0- 4	0- 1	0- 1	AWAY	0- 1	0- 0	0- 1				
0- 0	0- 0	0- 0	NEUTRAL	0- 0	0- 0	0- 0				

RPI S	Opponent	Score	RPI S	Opponent	Score	RPI S	Opponent	Score	RPI S	Opponent	Score	Team's RPI: 268
3	A Louisville	49 83	34	A Virginia Tech	56 68	58	A North Carolina	62 70	105	H Notre Dame	52 60	
15	H NC State	44 88				61	H Boston College	70 79	119	H Syracuse	51 69	
23	H Florida St.	41 66				62	A UCF	58 74	171	H Miami (OH)	71 80	
						68	N Ohio	50 72	176	A Clemson	67 75	
						84	H Stony Brook	56 59	190	A Penn St.	73 78	
						89	A Cincinnati	53 69	241	H Georgetown	56 66	
						92	H Wake Forest	53 48	272	N Ole Miss	58 50	
						98	H Duquesne	62 81	323	H Fairleigh Dickinson	69 60	
									344	H Central Conn. St.	81 73	
LAST 10 Division I												
23	H Florida St.	41 66	176	A Clemson	67 75							
92	H Wake Forest	53 48	34	A Virginia Tech	56 68							
3	A Louisville	49 83	61	H Boston College	70 79							
15	H NC State	44 88	105	H Notre Dame	52 60							
119	H Syracuse	51 69	58	A North Carolina	62 70							

Non-Div I Games:

Pittsburgh

■ Loss, 
 ■ Non-Conf, 
 ■ S Site, 
 ■ H Home 
 ■ A Away 
 N Neutral

Average RPI Win: <b>215</b>	WON-LOST	WINNING	LAST 10	STRENGTH OF	OPP. STRENGTH	TEAM	ADJ.	CONF.	ADJ CONF.
Average RPI Loss: <b>124</b>	RECORD	PCT. RANK	GAMES	SCHEDULE	OF SCHEDULE	RPI	RPI	RPI	RPI
DIV. I ONLY	11- 9	140	6-4	157	152	154	154	11	11
DIV. I NON-CONF.	5- 4	140	0	237	328	201	201	11	11
TOTALS	RPI 1-25	RPI 26-50	W-L RECORDS	RPI 51-100	RPI 101-150	RPI 150+			
11- 9	0- 1	0- 0	OVERALL	2- 1	0- 5	9- 2			
5- 6	0- 0	0- 0	HOME	1- 1	0- 4	4- 1			
6- 3	0- 1	0- 0	AWAY	1- 0	0- 1	5- 1			
0- 0	0- 0	0- 0	NEUTRAL	0- 0	0- 0	0- 0			
5- 4	0- 0	0- 0	NON-CONFERENCE	1- 0	0- 2	4- 2			
2- 3	0- 0	0- 0	HOME	1- 0	0- 2	1- 1			
3- 1	0- 0	0- 0	AWAY	0- 0	0- 0	3- 1			
0- 0	0- 0	0- 0	NEUTRAL	0- 0	0- 0	0- 0			
6- 5	0- 1	0- 0	CONFERENCE	1- 1	0- 3	5- 0			
3- 3	0- 0	0- 0	HOME	0- 1	0- 2	3- 0			
3- 2	0- 1	0- 0	AWAY	1- 0	0- 1	2- 0			
0- 0	0- 0	0- 0	NEUTRAL	0- 0	0- 0	0- 0			

RPI 1-25				RPI 26-50				RPI 51-100				RPI 101+ Team's RPI: 154			
RPI	S	Opponent	Score	RPI	S	Opponent	Score	RPI	S	Opponent	Score	RPI	S	Opponent	Score
5	A	Gonzaga	57 <b>62</b>					65	A	BYU	57 48	108	H	Pacific	73 <b>77</b>
								65	H	BYU	54 <b>66</b>	117	H	Loyola Chicago	64 <b>78</b>
								70	H	Fresno St.	75 64	120	H	Abilene Christian	69 <b>76</b>
												124	A	San Diego	55 <b>74</b>
												124	H	San Diego	58 <b>62</b>
												172	H	Saint Mary's (CA)	78 65
												181	A	Santa Clara	80 77
												186	H	Portland St.	71 <b>77</b>
												218	H	Pepperdine	69 67
												223	A	San Francisco	73 66
												251	H	Grand Canyon	73 41
												262	H	LMU (CA)	74 49
												271	A	CSUN	64 <b>73</b>
												293	A	Utah St.	70 64
												315	A	Air Force	72 56
												316	A	Weber St.	78 59
LAST 10 Division I															
124	H	San Diego	58 <b>62</b>	223	A	San Francisco	73 66								
65	H	BYU	54 <b>66</b>	172	H	Saint Mary's (CA)	78 65								
218	H	Pepperdine	69 67	108	H	Pacific	73 <b>77</b>								
262	H	LMU (CA)	74 49	65	A	BYU	57 48								
181	A	Santa Clara	80 77	124	A	San Diego	55 <b>74</b>								

Non-Div I Games: Warner Pacific 78 36 Willamette 82 42

Portland

■ Loss, 
 ■ Non-Conf, S Site, 
 ■ Home 
 ■ Away 
 N Neutral

Average RPI Win: <b>225</b>	WON-LOST	WINNING	LAST 10	STRENGTH OF	OPP. STRENGTH	TEAM	ADJ.	CONF.	ADJ CONF.
Average RPI Loss: <b>190</b>	RECORD	PCT. RANK	GAMES	SCHEDULE	OF SCHEDULE	RPI	RPI	RPI	RPI
DIV. I ONLY	11- 9	140	6-4	245	271	186	186	18	18
DIV. I NON-CONF.	5- 4	140	0	177	314	140	140	17	17
TOTALS	RPI 1-25	RPI 26-50	W-L RECORDS	RPI 51-100	RPI 101-150	RPI 150+			
11- 9	0- 0	0- 1	OVERALL	0- 1	1- 1	10- 6			
6- 3	0- 0	0- 1	HOME	0- 1	1- 0	5- 1			
5- 5	0- 0	0- 0	AWAY	0- 0	0- 1	5- 4			
0- 1	0- 0	0- 0	NEUTRAL	0- 0	0- 0	0- 1			
5- 4	0- 0	0- 1	NON-CONFERENCE	0- 0	0- 1	5- 2			
2- 1	0- 0	0- 1	HOME	0- 0	0- 0	2- 0			
3- 2	0- 0	0- 0	AWAY	0- 0	0- 1	3- 1			
0- 1	0- 0	0- 0	NEUTRAL	0- 0	0- 0	0- 1			
6- 5	0- 0	0- 0	CONFERENCE	0- 1	1- 0	5- 4			
4- 2	0- 0	0- 0	HOME	0- 1	1- 0	3- 1			
2- 3	0- 0	0- 0	AWAY	0- 0	0- 0	2- 3			
0- 0	0- 0	0- 0	NEUTRAL	0- 0	0- 0	0- 0			

RPI 1-25				RPI 26-50				RPI 51-100				RPI 101+				Team's RPI: 186
RPI	S	Opponent	Score	RPI	S	Opponent	Score	RPI	S	Opponent	Score	RPI	S	Opponent	Score	
				43	H	Tennessee	61 88	93	H	Montana St.	62 73	101	A	Boise St.	57 82	
												111	H	Idaho	74 53	
												154	A	Portland	77 71	
												161	H	Northern Ariz.	66 54	
												168	A	UC Davis	76 70	
												184	A	Montana	55 62	
												184	H	Montana	78 65	
												216	A	Southern Utah	58 71	
												221	A	Northern Colo.	58 77	
												232	A	Idaho St.	69 64	
												248	A	UMKC	69 87	
												251	H	Grand Canyon	69 46	
												289	H	Nevada	80 75	
												297	A	UC Irvine	70 61	
												297	N	UC Irvine	75 83	
												306	H	Sacramento St.	70 73	
												309	H	Eastern Wash.	75 58	
												316	A	Weber St.	76 57	
LAST 10 Division I																
				184	A	Montana	55 62	184	H	Montana	78 65					
				161	H	Northern Ariz.	66 54	93	H	Montana St.	62 73					
				306	H	Sacramento St.	70 73	309	H	Eastern Wash.	75 58					
				316	A	Weber St.	76 57	111	H	Idaho	74 53					
				232	A	Idaho St.	69 64	216	A	Southern Utah	58 71					

Non-Div I Games: Multnomah 104 48

Portland St.

Average RPI Win:	337	WON-LOST	WINNING	LAST 10	STRENGTH OF	OPP. STRENGTH	TEAM	ADJ.	CONF.	ADJ CONF.
Average RPI Loss:	139	RECORD	PCT. RANK	GAMES	SCHEDULE	OF SCHEDULE	RPI	RPI	RPI	RPI
DIV. I ONLY	4- 14	308	4-6	231	269	296	296	31	31	
DIV. I NON-CONF.	0- 9	338	0-1	21	51	257	257	31	31	
TOTALS	RPI 1-25	RPI 26-50	W-L RECORDS	RPI 51-100	RPI 101-150	RPI 150+				
4- 14	0- 1	0- 2	OVERALL	0- 1	0- 5	4- 5				
2- 3	0- 0	0- 0	HOME	0- 0	0- 1	2- 2				
2- 9	0- 1	0- 2	AWAY	0- 1	0- 3	2- 2				
0- 2	0- 0	0- 0	NEUTRAL	0- 0	0- 1	0- 1				
0- 9	0- 1	0- 2	NON-CONFERENCE	0- 1	0- 4	0- 1				
0- 1	0- 0	0- 0	HOME	0- 0	0- 1	0- 0				
0- 6	0- 1	0- 2	AWAY	0- 1	0- 2	0- 0				
0- 2	0- 0	0- 0	NEUTRAL	0- 0	0- 1	0- 1				
4- 5	0- 0	0- 0	CONFERENCE	0- 0	0- 1	4- 4				
2- 2	0- 0	0- 0	HOME	0- 0	0- 0	2- 2				
2- 3	0- 0	0- 0	AWAY	0- 0	0- 1	2- 2				
0- 0	0- 0	0- 0	NEUTRAL	0- 0	0- 0	0- 0				

RPI 1-25				RPI 26-50				RPI 51-100				RPI 101+ Team's RPI: 296			
RPI	S	Opponent	Score	RPI	S	Opponent	Score	RPI	S	Opponent	Score	RPI	S	Opponent	Score
18	A	Texas A&M	38 80	26	A	Arizona	48 83	96	A	Rice	55 77	103	A	Texas Southern	65 88
				39	A	Oklahoma	48 94					112	A	Wisconsin	42 68
												118	H	Florida	44 51
												123	N	A&M-Corpus Christi	52 64
												141	A	Texas Tech	48 82
												160	A	Jackson St.	49 53
												171	N	Miami (OH)	52 65
												245	H	Southern U.	48 68
												281	A	Alabama A&M	44 54
												318	H	Ark.-Pine Bluff	61 51
												319	H	Alcorn	63 68
												332	A	Alabama St.	62 59
												348	A	Grambling	67 54
												351	H	Mississippi Val.	81 47
LAST 10 Division I															
281	A	Alabama A&M	44 54	348	A	Grambling	67 54								
332	A	Alabama St.	62 59	103	A	Texas Southern	65 88								
351	H	Mississippi Val.	81 47	245	H	Southern U.	48 68								
318	H	Ark.-Pine Bluff	61 51	319	H	Alcorn	63 68								
160	A	Jackson St.	49 53	112	A	Wisconsin	42 68								

Non-Div I Games:      Huston-Tillotson    79    60                  Wiley                                  75    42                  Tex. A&M-Kingsville85    55

Prairie View

Loss, Non-Conf, S Site, H Home A Away N Neutral

Presbyterian

Through Games Of Feb. 3, 2020

Average RPI Win:	302	WON-LOST	WINNING	LAST 10	STRENGTH OF	OPP. STRENGTH	TEAM	ADJ.	CONF.	ADJ CONF.
Average RPI Loss:	197	RECORD	PCT. RANK	GAMES	SCHEDULE	OF SCHEDULE	RPI	RPI	RPI	RPI
DIV. I ONLY	5- 13	288	3-7	282	332	303	303	26	26	
DIV. I NON-CONF.	2- 5	259	0	270	261	288	288	28	28	
TOTALS	RPI 1-25	RPI 26-50	W-L RECORDS	RPI 51-100	RPI 101-150	RPI 150+				
5- 13	0- 0	0- 1	OVERALL	0- 0	0- 2	5- 10				
2- 5	0- 0	0- 0	HOME	0- 0	0- 1	2- 4				
3- 8	0- 0	0- 1	AWAY	0- 0	0- 1	3- 6				
0- 0	0- 0	0- 0	NEUTRAL	0- 0	0- 0	0- 0				
2- 5	0- 0	0- 1	NON-CONFERENCE	0- 0	0- 1	2- 3				
1- 1	0- 0	0- 0	HOME	0- 0	0- 0	1- 1				
1- 4	0- 0	0- 1	AWAY	0- 0	0- 1	1- 2				
0- 0	0- 0	0- 0	NEUTRAL	0- 0	0- 0	0- 0				
3- 8	0- 0	0- 0	CONFERENCE	0- 0	0- 1	3- 7				
1- 4	0- 0	0- 0	HOME	0- 0	0- 1	1- 3				
2- 4	0- 0	0- 0	AWAY	0- 0	0- 0	2- 4				
0- 0	0- 0	0- 0	NEUTRAL	0- 0	0- 0	0- 0				

RPI 1-25			RPI 26-50			RPI 51-100			RPI 101+ Team's RPI: 303		
RPI	S	Opponent	Score	RPI	S	Opponent	Score	RPI	S	Opponent	Score
				38	A	West Virginia	40 56	118	A	Florida	46 60
								133	H	Campbell	47 53
								155	H	Hampton	42 71
								162	A	Illinois	52 71
								210	A	High Point	55 60
								230	A	Radford	42 54
								230	H	Radford	39 65
								235	A	Gardner-Webb	56 53
								239	A	UNC Asheville	39 54
								247	H	Col. of Charleston	58 54
								255	H	UNCW	60 70
								257	A	Winthrop	54 61
								264	H	Longwood	60 71
								269	A	Wofford	60 67
								338	H	USC Upstate	55 42
								339	A	Charleston So.	67 46
								350	A	South Carolina St.	70 49
LAST 10 Division I											
230	H	Radford	39 65	235	A	Gardner-Webb	56 53				
339	A	Charleston So.	67 46	257	A	Winthrop	54 61				
338	H	USC Upstate	55 42	155	H	Hampton	42 71				
210	A	High Point	55 60	264	H	Longwood	60 71				
133	H	Campbell	47 53	230	A	Radford	42 54				

Non-Div I Games: William Peace 72 35 Brevard 74 45

Presbyterian

Loss, Non-Conf, S Site, H Home A Away N Neutral

Average RPI Win:	162	WON-LOST	WINNING	LAST 10	STRENGTH OF	OPP. STRENGTH	TEAM	ADJ.	CONF.	ADJ CONF.
Average RPI Loss:	12	RECORD	PCT. RANK	GAMES	SCHEDULE	OF SCHEDULE	RPI	RPI	RPI	RPI
DIV. I ONLY	15- 1	7	10-0	104	99	19	19	8	8	
DIV. I NON-CONF.	12- 1	9	7-0	149	65	20	20	8	8	
TOTALS	RPI 1-25	RPI 26-50	W-L RECORDS	RPI 51-100	RPI 101-150	RPI 150+				
15- 1	1- 1	0- 0	OVERALL	4- 0	4- 0	6- 0				
7- 0	1- 0	0- 0	HOME	1- 0	0- 0	5- 0				
8- 1	0- 1	0- 0	AWAY	3- 0	4- 0	1- 0				
0- 0	0- 0	0- 0	NEUTRAL	0- 0	0- 0	0- 0				
12- 1	1- 1	0- 0	NON-CONFERENCE	4- 0	2- 0	5- 0				
7- 0	1- 0	0- 0	HOME	1- 0	0- 0	5- 0				
5- 1	0- 1	0- 0	AWAY	3- 0	2- 0	0- 0				
0- 0	0- 0	0- 0	NEUTRAL	0- 0	0- 0	0- 0				
3- 0	0- 0	0- 0	CONFERENCE	0- 0	2- 0	1- 0				
0- 0	0- 0	0- 0	HOME	0- 0	0- 0	0- 0				
3- 0	0- 0	0- 0	AWAY	0- 0	2- 0	1- 0				
0- 0	0- 0	0- 0	NEUTRAL	0- 0	0- 0	0- 0				

RPI	S	Opponent	Score
12	A	Iowa	75 77
25	H	FGCU	67 53

RPI	S	Opponent	Score

RPI	S	Opponent	Score
77	A	Seton Hall	78 76
81	A	Marist	62 50
85	H	Rider	80 47
90	A	Saint Louis	66 50

RPI	S	Opponent	Score
102	A	Penn	75 55
125	A	Harvard	60 46
145	A	George Washington	75 50
148	A	Missouri	68 33
166	A	Dartmouth	66 34
190	H	Penn St.	72 55
270	H	New Hampshire	77 37
278	H	Monmouth	52 40
305	H	St. Francis Brooklyn	76 44
345	H	Hartford	73 42

## LAST 10 Division I

125	A	Harvard	60 46
166	A	Dartmouth	66 34
102	A	Penn	75 55
270	H	New Hampshire	77 37
90	A	Saint Louis	66 50

148	A	Missouri	68 33
190	H	Penn St.	72 55
345	H	Hartford	73 42
81	A	Marist	62 50
305	H	St. Francis Brooklyn	76 44

Non-Div I Games:

Princeton

■ Loss, 
 ■ Non-Conf, S Site, 
 ■ Home 
 ■ Away 
 N Neutral

Average RPI Win:	211	WON-LOST	WINNING	LAST 10	STRENGTH OF	OPP. STRENGTH	TEAM	ADJ.	CONF.	ADJ CONF.
Average RPI Loss:	77	RECORD	PCT. RANK	GAMES	SCHEDULE	OF SCHEDULE	RPI	RPI	RPI	RPI
DIV. I ONLY	10- 13	220	1-9	103	82	131	131	6	6	
DIV. I NON-CONF.	9- 3	63	0	226	188	70	70	6	6	
TOTALS	RPI 1-25	RPI 26-50	W-L RECORDS	RPI 51-100	RPI 101-150	RPI 150+				
10- 13	0- 2	0- 5	OVERALL	1- 4	2- 0	7- 2				
3- 3	0- 1	0- 1	HOME	1- 1	0- 0	2- 0				
5- 9	0- 1	0- 4	AWAY	0- 2	2- 0	3- 2				
2- 1	0- 0	0- 0	NEUTRAL	0- 1	0- 0	2- 0				
9- 3	0- 0	0- 1	NON-CONFERENCE	1- 1	2- 0	6- 1				
2- 0	0- 0	0- 0	HOME	1- 0	0- 0	1- 0				
5- 2	0- 0	0- 1	AWAY	0- 0	2- 0	3- 1				
2- 1	0- 0	0- 0	NEUTRAL	0- 1	0- 0	2- 0				
1- 10	0- 2	0- 4	CONFERENCE	0- 3	0- 0	1- 1				
1- 3	0- 1	0- 1	HOME	0- 1	0- 0	1- 0				
0- 7	0- 1	0- 3	AWAY	0- 2	0- 0	0- 1				
0- 0	0- 0	0- 0	NEUTRAL	0- 0	0- 0	0- 0				

RPI 1-25				RPI 26-50				RPI 51-100				RPI 101+ Team's RPI: 131			
RPI	S	Opponent	Score	RPI	S	Opponent	Score	RPI	S	Opponent	Score	RPI	S	Opponent	Score
20	A	DePaul	71 93	30	A	Creighton	63 72	61	H	Boston College	76 60	104	A	Utah	67 60
20	H	DePaul	67 80	35	A	Marquette	55 85	76	N	Ball St.	51 52	127	A	Massachusetts	72 63
				35	H	Marquette	50 60	77	A	Seton Hall	55 97	178	N	Rhode Island	58 51
				36	A	Yale	79 82	88	A	Villanova	49 51	201	H	UMass Lowell	63 38
				50	A	St. John's (NY)	58 64	94	H	Butler	47 50	204	A	New Mexico	68 86
												240	H	Xavier	60 48
												241	A	Georgetown	53 62
												262	N	LMU (CA)	48 45
												278	A	Monmouth	68 52
												314	A	Bryant	76 32
												345	A	Hartford	75 57
LAST 10 Division I															
20	A	DePaul	71 93	50	A	St. John's (NY)	58 64								
35	A	Marquette	55 85	30	A	Creighton	63 72								
240	H	Xavier	60 48	35	H	Marquette	50 60								
94	H	Butler	47 50	20	H	DePaul	67 80								
77	A	Seton Hall	55 97	241	A	Georgetown	53 62								

Non-Div I Games:

Providence

■ Loss, 
■ Non-Conf, 
■ S Site, 
■ H Home 
■ A Away 
N Neutral



Average RPI Win:	131	WON-LOST	WINNING	LAST 10	STRENGTH OF	OPP. STRENGTH	TEAM	ADJ.	CONF.	ADJ CONF.
Average RPI Loss:	23	RECORD	PCT. RANK	GAMES	SCHEDULE	OF SCHEDULE	RPI	RPI	RPI	RPI
DIV. I ONLY	15- 8	83	5-5	17	4	33	33	2	2	
DIV. I NON-CONF.	9- 3	63	0	35	10	18	18	2	2	
<hr/>										
TOTALS	RPI 1-25	RPI 26-50	W-L RECORDS	RPI 51-100	RPI 101-150	RPI 150+				
15- 8	0- 5	4- 2	OVERALL	2- 1	2- 0	7- 0				
9- 3	0- 1	1- 1	HOME	0- 1	2- 0	6- 0				
4- 4	0- 3	1- 1	AWAY	2- 0	0- 0	1- 0				
2- 1	0- 1	2- 0	NEUTRAL	0- 0	0- 0	0- 0				
9- 3	0- 2	3- 1	NON-CONFERENCE	0- 0	1- 0	5- 0				
6- 0	0- 0	1- 0	HOME	0- 0	1- 0	4- 0				
1- 2	0- 1	0- 1	AWAY	0- 0	0- 0	1- 0				
2- 1	0- 1	2- 0	NEUTRAL	0- 0	0- 0	0- 0				
6- 5	0- 3	1- 1	CONFERENCE	2- 1	1- 0	2- 0				
3- 3	0- 1	0- 1	HOME	0- 1	1- 0	2- 0				
3- 2	0- 2	1- 0	AWAY	2- 0	0- 0	0- 0				
0- 0	0- 0	0- 0	NEUTRAL	0- 0	0- 0	0- 0				

RPI 1-25				RPI 26-50				RPI 51-100				RPI 101+			
RPI	S	Opponent	Score	RPI	S	Opponent	Score	RPI	S	Opponent	Score	RPI	S	Opponent	Score
2	A	South Carolina	49 85	27	A	Ohio St.	66 50	55	H	Minnesota	59 72	112	H	Wisconsin	72 61
5	N	Gonzaga	50 63	28	N	Drake	67 47	73	A	Nebraska	76 68	113	H	Kent St.	77 64
13	A	Indiana	48 66	31	N	Arizona St.	59 52	100	A	Michigan St.	76 66	162	H	Illinois	81 67
13	H	Indiana	54 66	32	H	Western Ky.	67 50					185	H	Northern Ill.	68 63
16	A	Northwestern	56 61	34	A	Virginia Tech	54 67					190	H	Penn St.	81 68
				46	H	Rutgers	53 59					215	H	Western Ill.	66 59
<hr/>															
LAST 10 Division I															
				13	H	Indiana	54 66	162	H	Illinois	81 67				
				100	A	Michigan St.	76 66	16	A	Northwestern	56 61				
				190	H	Penn St.	81 68	13	A	Indiana	48 66				
				73	A	Nebraska	76 68	46	H	Rutgers	53 59				
				55	H	Minnesota	59 72	112	H	Wisconsin	72 61				

Non-Div I Games:

Purdue

■ Loss, 
■ Non-Conf, 
■ S Site, 
■ H Home 
■ A Away 
N Neutral

Average RPI Win:	318	WON-LOST	WINNING	LAST 10	STRENGTH OF	OPP. STRENGTH	TEAM	ADJ.	CONF.	ADJ CONF.
Average RPI Loss:	167	RECORD	PCT. RANK	GAMES	SCHEDULE	OF SCHEDULE	RPI	RPI	RPI	RPI
DIV. I ONLY	3- 17	325	1-9	214	279	320	320	20	20	
DIV. I NON-CONF.	2- 9	304	0-1	276	293	335	335	18	18	
TOTALS	RPI 1-25	RPI 26-50	W-L RECORDS	RPI 51-100	RPI 101-150	RPI 150+				
3- 17	0- 0	0- 2	OVERALL	0- 3	0- 3	3- 9				
2- 7	0- 0	0- 1	HOME	0- 2	0- 1	2- 3				
1- 7	0- 0	0- 1	AWAY	0- 1	0- 0	1- 5				
0- 3	0- 0	0- 0	NEUTRAL	0- 0	0- 2	0- 1				
2- 9	0- 0	0- 0	NON-CONFERENCE	0- 2	0- 3	2- 4				
2- 2	0- 0	0- 0	HOME	0- 1	0- 1	2- 0				
0- 4	0- 0	0- 0	AWAY	0- 1	0- 0	0- 3				
0- 3	0- 0	0- 0	NEUTRAL	0- 0	0- 2	0- 1				
1- 8	0- 0	0- 2	CONFERENCE	0- 1	0- 0	1- 5				
0- 5	0- 0	0- 1	HOME	0- 1	0- 0	0- 3				
1- 3	0- 0	0- 1	AWAY	0- 0	0- 0	1- 2				
0- 0	0- 0	0- 0	NEUTRAL	0- 0	0- 0	0- 0				

RPI 1-25				RPI 26-50				RPI 51-100				RPI 101+				Team's RPI: 320	
RPI	S	Opponent	Score	RPI	S	Opponent	Score	RPI	S	Opponent	Score	RPI	S	Opponent	Score		
				47	A	South Dakota	25 79	67	H	South Dakota St.	69 100	113	N	Kent St.	67 75		
				47	H	South Dakota	41 62	76	H	Ball St.	52 83	138	H	Southeast Mo. St.	48 58		
								94	A	Butler	58 85	141	N	Texas Tech	48 82		
												167	A	Eastern Mich.	40 64		
												197	A	Akron	53 64		
												200	A	North Dakota	85 91		
												200	H	North Dakota	49 63		
												215	A	Western Ill.	68 79		
												253	H	Oral Roberts	73 79		
												278	N	Monmouth	46 60		
												286	H	North Dakota St.	44 58		
												294	A	Omaha	58 57		
												324	H	Evansville	67 64		
												328	A	SIUE	53 57		
												335	H	UIC	61 50		
LAST 10 Division I																	
				200	H	North Dakota	49 63	67	H	South Dakota St.	69 100						
				286	H	North Dakota St.	44 58	215	A	Western Ill.	68 79						
				294	A	Omaha	58 57	200	A	North Dakota	85 91						
				47	A	South Dakota	25 79	47	H	South Dakota	41 62						
				253	H	Oral Roberts	73 79	94	A	Butler	58 85						

Non-Div I Games: Heidelberg 82 55 Purdue Northwest 73 50

Purdue Fort Wayne

Loss, Non-Conf, S Site, H Home A Away N Neutral

Quinnipiac

Through Games Of Feb. 3, 2020

Average RPI Win:	252	WON-LOST	WINNING	LAST 10	STRENGTH OF	OPP. STRENGTH	TEAM	ADJ.	CONF.	ADJ CONF.
Average RPI Loss:	93	RECORD	PCT. RANK	GAMES	SCHEDULE	OF SCHEDULE	RPI	RPI	RPI	RPI
DIV. I ONLY	10- 9	163	7-3	173	172	165	165	24	24	
DIV. I NON-CONF.	3- 6	235	0	56	54	168	168	25	25	
TOTALS	RPI 1-25	RPI 26-50	W-L RECORDS	RPI 51-100	RPI 101-150	RPI 150+				
10- 9	0- 1	0- 1	OVERALL	1- 4	0- 2	9- 1				
6- 4	0- 0	0- 0	HOME	1- 1	0- 2	5- 1				
4- 5	0- 1	0- 1	AWAY	0- 3	0- 0	4- 0				
0- 0	0- 0	0- 0	NEUTRAL	0- 0	0- 0	0- 0				
3- 6	0- 1	0- 1	NON-CONFERENCE	1- 2	0- 2	2- 0				
2- 3	0- 0	0- 0	HOME	1- 1	0- 2	1- 0				
1- 3	0- 1	0- 1	AWAY	0- 1	0- 0	1- 0				
0- 0	0- 0	0- 0	NEUTRAL	0- 0	0- 0	0- 0				
7- 3	0- 0	0- 0	CONFERENCE	0- 2	0- 0	7- 1				
4- 1	0- 0	0- 0	HOME	0- 0	0- 0	4- 1				
3- 2	0- 0	0- 0	AWAY	0- 2	0- 0	3- 0				
0- 0	0- 0	0- 0	NEUTRAL	0- 0	0- 0	0- 0				

RPI 1-25			RPI 26-50			RPI 51-100			RPI 101+			Team's RPI: 165
RPI	S	Opponent	Score	RPI	S	Opponent	Score	RPI	S	Opponent	Score	
8	A	Maryland	52 107	36	A	Yale	59 63	57	H	Drexel	62 66	125 H Harvard 68 77
								62	A	UCF	58 80	145 H George Washington 67 78
								74	H	Bucknell	76 69	178 H Rhode Island 75 63
								81	A	Marist	60 73	207 H Fairfield 76 62
								85	A	Rider	59 75	217 H Manhattan 70 58
												238 A Iona 67 63
												238 H Iona 71 75
												278 H Monmouth 60 53
												308 A Siena 66 52
												336 A Saint Peter's 91 64
												341 H Canisius 74 71
												345 A Hartford 87 50
LAST 10 Division I												
238	A	Iona	67 63	278	H	Monmouth	60 53					
336	A	Saint Peter's	91 64	217	H	Manhattan	70 58					
207	H	Fairfield	76 62	85	A	Rider	59 75					
81	A	Marist	60 73	308	A	Siena	66 52					
341	H	Canisius	74 71	238	H	Iona	71 75					

Non-Div I Games:

Quinnipiac

Loss, Non-Conf, S Site, H Home A Away N Neutral

Average RPI Win:	<b>294</b>	WON-LOST	WINNING	LAST 10	STRENGTH OF	OPP. STRENGTH	TEAM	ADJ.	CONF.	ADJ CONF.
Average RPI Loss:	<b>148</b>	RECORD	PCT. RANK	GAMES	SCHEDULE	OF SCHEDULE	RPI	RPI	RPI	RPI
DIV. I ONLY	<b>9- 11</b>	<b>206</b>	<b>6-4</b>	<b>284</b>	<b>238</b>	<b>230</b>	<b>230</b>	<b>26</b>	<b>26</b>	
DIV. I NON-CONF.	<b>2- 7</b>	<b>288</b>	<b>0</b>	<b>265</b>	<b>45</b>	<b>273</b>	<b>273</b>	<b>28</b>	<b>28</b>	
TOTALS	RPI 1-25	RPI 26-50	W-L RECORDS	RPI 51-100	RPI 101-150	RPI 150+				
9- 11	0- 0	0- 2	OVERALL	0- 2	0- 1	9- 6				
3- 4	0- 0	0- 0	HOME	0- 0	0- 1	3- 3				
6- 7	0- 0	0- 2	AWAY	0- 2	0- 0	6- 3				
0- 0	0- 0	0- 0	NEUTRAL	0- 0	0- 0	0- 0				
2- 7	0- 0	0- 2	NON-CONFERENCE	0- 2	0- 0	2- 3				
0- 2	0- 0	0- 0	HOME	0- 0	0- 0	0- 2				
2- 5	0- 0	0- 2	AWAY	0- 2	0- 0	2- 1				
0- 0	0- 0	0- 0	NEUTRAL	0- 0	0- 0	0- 0				
7- 4	0- 0	0- 0	CONFERENCE	0- 0	0- 1	7- 3				
3- 2	0- 0	0- 0	HOME	0- 0	0- 1	3- 1				
4- 2	0- 0	0- 0	AWAY	0- 0	0- 0	4- 2				
0- 0	0- 0	0- 0	NEUTRAL	0- 0	0- 0	0- 0				

RPI 1-25			RPI 26-50			RPI 51-100			RPI 101+ Team's RPI: 230		
RPI	S	Opponent	Score	RPI	S	Opponent	Score	RPI	S	Opponent	Score
				27	A	Ohio St.	57 <b>70</b>	72	A	Alabama	51 <b>85</b>
				38	A	West Virginia	37 <b>74</b>	99	A	Vanderbilt	46 <b>80</b>
LAST 10 Division I											
				303	A	Presbyterian	65 39	264	A	Longwood	62 61
				133	H	Campbell	32 <b>43</b>	239	H	UNC Asheville	50 <b>63</b>
				235	A	Gardner-Webb	84 73	155	A	Hampton	48 <b>51</b>
				338	A	USC Upstate	57 41	210	A	High Point	58 <b>68</b>
				257	H	Winthrop	54 53	339	H	Charleston So.	72 35
								350	A	South Carolina St.	60 45












































Non-Div I Games:

Radford

## Rhode Island





Through Games Of Feb. 3, 2020

Average RPI Win: <b>216</b>	WON-LOST	WINNING	LAST 10	STRENGTH OF	OPP. STRENGTH	TEAM	ADJ.	CONF.	ADJ CONF.
Average RPI Loss: <b>141</b>	RECORD	PCT. RANK	GAMES	SCHEDULE	OF SCHEDULE	RPI	RPI	RPI	RPI
DIV. I ONLY	11- 9	140	4-6	211	212	178	178	12	12
DIV. I NON-CONF.	7- 5	131	0-2	219	319	158	158	12	12
TOTALS	RPI 1-25	RPI 26-50	W-L RECORDS	RPI 51-100	RPI 101-150	RPI 150+			
11- 9	0- 0	0- 0	OVERALL	0- 3	4- 3	7- 3			
8- 2	0- 0	0- 0	HOME	0- 1	4- 1	4- 0			
2- 6	0- 0	0- 0	AWAY	0- 2	0- 1	2- 3			
1- 1	0- 0	0- 0	NEUTRAL	0- 0	0- 1	1- 0			
7- 5	0- 0	0- 0	NON-CONFERENCE	0- 1	2- 2	5- 2			
5- 0	0- 0	0- 0	HOME	0- 0	2- 0	3- 0			
1- 4	0- 0	0- 0	AWAY	0- 1	0- 1	1- 2			
1- 1	0- 0	0- 0	NEUTRAL	0- 0	0- 1	1- 0			
4- 4	0- 0	0- 0	CONFERENCE	0- 2	2- 1	2- 1			
3- 2	0- 0	0- 0	HOME	0- 1	2- 1	1- 0			
1- 2	0- 0	0- 0	AWAY	0- 1	0- 0	1- 1			
0- 0	0- 0	0- 0	NEUTRAL	0- 0	0- 0	0- 0			

RPI 1-25			RPI 26-50			RPI 51-100			RPI 101+			Team's RPI: 178
RPI	S	Opponent	Score	RPI	S	Opponent	Score	RPI	S	Opponent	Score	
						61  Boston College	55 	106  VCU		54 		
						95  Davidson	67 	122  Holy Cross		73	58	
						95  Davidson	70 	125  Harvard		58		
								127  Massachusetts		69	66	
								130  Richmond		76	70	
								131 N Providence		51		
								150  Robert Morris		71	59	
								165  Quinnipiac		63		
								200  North Dakota		61		
								207  Fairfield		74	41	
								208  Saint Joseph's		49	47	
								224 N Brown		89	44	
								236  George Mason		47	42	
								290  Vermont		77	74	
								291  St. Bonaventure		59		
								334  LIU Brooklyn		79	56	
								345  Hartford		68	56	
LAST 10 Division I												
236  George Mason		47	42	95  Davidson		67						
95  Davidson		70		130  Richmond		76	70					
291  St. Bonaventure		59		106  VCU		54						
127  Massachusetts		69	66	125  Harvard		58						
208  Saint Joseph's		49	47	165  Quinnipiac		63						

Non-Div I Games:

Rhode Island

 Loss, 
  Non-Conf, 
 S Site, 
  Home 
  Away 
 N Neutral

Average RPI Win:	230	WON-LOST	WINNING	LAST 10	STRENGTH OF	OPP. STRENGTH	TEAM	ADJ.	CONF.	ADJ CONF.
Average RPI Loss:	85	RECORD	PCT. RANK	GAMES	SCHEDULE	OF SCHEDULE	RPI	RPI	RPI	RPI
DIV. I ONLY	14- 6	59	9-1	216	131	96	96	13	13	
DIV. I NON-CONF.	5- 6	187	0-1	176	102	196	196	14	14	
TOTALS	RPI 1-25	RPI 26-50	W-L RECORDS	RPI 51-100	RPI 101-150	RPI 150+				
14- 6	0- 1	1- 2	OVERALL	0- 1	0- 1	13- 1				
8- 1	0- 1	1- 0	HOME	0- 0	0- 0	7- 0				
6- 3	0- 0	0- 1	AWAY	0- 0	0- 1	6- 1				
0- 2	0- 0	0- 1	NEUTRAL	0- 1	0- 0	0- 0				
5- 6	0- 1	0- 2	NON-CONFERENCE	0- 1	0- 1	5- 1				
4- 1	0- 1	0- 0	HOME	0- 0	0- 0	4- 0				
1- 3	0- 0	0- 1	AWAY	0- 0	0- 1	1- 1				
0- 2	0- 0	0- 1	NEUTRAL	0- 1	0- 0	0- 0				
9- 0	0- 0	1- 0	CONFERENCE	0- 0	0- 0	8- 0				
4- 0	0- 0	1- 0	HOME	0- 0	0- 0	3- 0				
5- 0	0- 0	0- 0	AWAY	0- 0	0- 0	5- 0				
0- 0	0- 0	0- 0	NEUTRAL	0- 0	0- 0	0- 0				















































RPI 1-25			RPI 26-50			RPI 51-100			Team's RPI: 96	RPI 101+		
RPI	S	Opponent	Score	RPI	S	Opponent	Score	RPI	S	Opponent	Score	
18	H	Texas A&M	61 62	32	H	Western Ky.	73 65	87	N	Georgia Tech	52 54	103 A Texas Southern 56 63
				34	N	Virginia Tech	45 54					161 H Northern Ariz. 71 57
				49	A	Oklahoma St.	38 69					177 H Little Rock 66 40
												180 A Fla. Atlantic 78 69
												191 H Southern Miss. 75 64
												220 A SMU 43 55
												233 A UTEP 69 61
												237 H Louisiana Tech 60 47
												256 A North Texas 67 52
												258 H Marshall 81 43
												282 A FIU 68 47
												288 H Nicholls St. 71 47
												296 H Prairie View 77 55
												299 A UTSA 74 62
												333 A McNeese 81 50
LAST 10 Division I												
256	A	North Texas	67 52	282	A	FIU	68 47					
299	A	UTSA	74 62	180	A	Fla. Atlantic	78 69					
233	A	UTEP	69 61	32	H	Western Ky.	73 65					
191	H	Southern Miss.	75 64	258	H	Marshall	81 43					
237	H	Louisiana Tech	60 47	87	N	Georgia Tech	52 54					

Non-Div I Games:

Rice




■ Loss, 
 ■ Non-Conf, S Site, 
 ■ Home 
 ■ Away 
 N Neutral

Average RPI Win: <b>193</b>	WON-LOST	WINNING	LAST 10	STRENGTH OF	OPP. STRENGTH	TEAM	ADJ.	CONF.	ADJ CONF.
Average RPI Loss: <b>122</b>	RECORD	PCT. RANK	GAMES	SCHEDULE	OF SCHEDULE	RPI	RPI	RPI	RPI
DIV. I ONLY	<b>10- 12</b>	<b>202</b>	<b>4-6</b>	<b>53</b>	<b>206</b>	<b>130</b>	<b>130</b>	<b>12</b>	<b>12</b>
DIV. I NON-CONF.	<b>7- 7</b>	<b>164</b>	<b>1-1</b>	<b>39</b>	<b>286</b>	<b>89</b>	<b>89</b>	<b>12</b>	<b>12</b>
TOTALS	RPI 1-25	RPI 26-50	W-L RECORDS	RPI 51-100	RPI 101-150	RPI 150+			
10- 12	0- 0	0- 1	OVERALL	1- 4	2- 2	7- 5			
6- 2	0- 0	0- 0	HOME	1- 1	1- 0	4- 1			
4- 7	0- 0	0- 1	AWAY	0- 2	1- 2	3- 2			
0- 3	0- 0	0- 0	NEUTRAL	0- 1	0- 0	0- 2			
7- 7	0- 0	0- 1	NON-CONFERENCE	0- 3	2- 0	5- 3			
3- 1	0- 0	0- 0	HOME	0- 0	1- 0	2- 1			
4- 3	0- 0	0- 1	AWAY	0- 2	1- 0	3- 0			
0- 3	0- 0	0- 0	NEUTRAL	0- 1	0- 0	0- 2			
3- 5	0- 0	0- 0	CONFERENCE	1- 1	0- 2	2- 2			
3- 1	0- 0	0- 0	HOME	1- 1	0- 0	2- 0			
0- 4	0- 0	0- 0	AWAY	0- 0	0- 2	0- 2			
0- 0	0- 0	0- 0	NEUTRAL	0- 0	0- 0	0- 0			

RPI S	Opponent	Score	RPI S	Opponent	Score	RPI S	Opponent	Score	RPI S	Opponent	Score	Team's RPI: 130
			29 	Old Dominion	51  73	53 N	Bradley	57  61	106 	VCU	50  53	
						57 	Drexel	52  58	126 	Coastal Caro.	79 67	
						66 	Charlotte	59  78	127 	Massachusetts	50  64	
						78 	Dayton	51  65	144 	William & Mary	76 73	
						95 	Davidson	69 57	151 	UNC Greensboro	70 62	
									155 N	Hampton	65  69	
									173 	Norfolk St.	77 69	
									178 	Rhode Island	70  76	
									180 	Fla. Atlantic	57 55	
									194 	Furman	69  70	
									202 	La Salle	63 61	
									208 	Saint Joseph's	56  67	
									213 N	Mt. St. Mary's	67  75	
									241 	Georgetown	51 49	
									291 	St. Bonaventure	63 59	
									325 	UMES	64 52	
LAST 10 Division I												
			291 	St. Bonaventure	63 59	78 	Dayton	51  65				
			127 	Massachusetts	50  64	178 	Rhode Island	70  76				
			95 	Davidson	69 57	208 	Saint Joseph's	56  67				
			202 	La Salle	63 61	173 	Norfolk St.	77 69				
			106 	VCU	50  53	155 N	Hampton	65  69				

Non-Div I Games:

Richmond

 Loss, 
  Non-Conf, 
 S Site, 
  Home 
  Away 
 N Neutral

Average RPI Win:	236	WON-LOST	WINNING	LAST 10	STRENGTH OF	OPP. STRENGTH	TEAM	ADJ.	CONF.	ADJ CONF.
Average RPI Loss:	58	RECORD	PCT. RANK	GAMES	SCHEDULE	OF SCHEDULE	RPI	RPI	RPI	RPI
DIV. I ONLY	17- 2	14	10-0	330	132	85	85	24	24	
DIV. I NON-CONF.	7- 2	54	0	328	28	117	117	25	25	
TOTALS	RPI 1-25	RPI 26-50	W-L RECORDS	RPI 51-100	RPI 101-150	RPI 150+				
17- 2	0- 1	0- 0	OVERALL	1- 1	0- 0	16- 0				
9- 0	0- 0	0- 0	HOME	0- 0	0- 0	9- 0				
7- 1	0- 1	0- 0	AWAY	1- 0	0- 0	6- 0				
1- 1	0- 0	0- 0	NEUTRAL	0- 1	0- 0	1- 0				
7- 2	0- 1	0- 0	NON-CONFERENCE	0- 1	0- 0	7- 0				
3- 0	0- 0	0- 0	HOME	0- 0	0- 0	3- 0				
3- 1	0- 1	0- 0	AWAY	0- 0	0- 0	3- 0				
1- 1	0- 0	0- 0	NEUTRAL	0- 1	0- 0	1- 0				
10- 0	0- 0	0- 0	CONFERENCE	1- 0	0- 0	9- 0				
6- 0	0- 0	0- 0	HOME	0- 0	0- 0	6- 0				
4- 0	0- 0	0- 0	AWAY	1- 0	0- 0	3- 0				
0- 0	0- 0	0- 0	NEUTRAL	0- 0	0- 0	0- 0				

RPI 1-25				RPI 26-50				RPI 51-100 Team's RPI: 85				RPI 101+			
RPI	S	Opponent	Score	RPI	S	Opponent	Score	RPI	S	Opponent	Score	RPI	S	Opponent	Score
19	A	Princeton	47 80					81	A	Marist	76 72	165	H	Quinnipiac	75 59
								97	N	North Florida	70 80	190	A	Penn St.	78 70
												202	H	La Salle	70 43
												207	H	Fairfield	60 52
												217	H	Manhattan	76 53
												238	A	Iona	81 37
												240	H	Xavier	64 57
												241	A	Georgetown	65 64
												249	A	Niagara	71 55
												249	H	Niagara	79 75
												261	A	Delaware St.	71 69
												263	N	Lipscomb	81 76
												278	H	Monmouth	48 25
												283	H	Wagner	77 63
												308	H	Siena	70 66
												341	A	Canisius	70 57
LAST 10 Division I															
278	H	Monmouth	48 25	308	H	Siena	70 66								
217	H	Manhattan	76 53	81	A	Marist	76 72								
207	H	Fairfield	60 52	165	H	Quinnipiac	75 59								
249	A	Niagara	71 55	238	A	Iona	81 37								
341	A	Canisius	70 57	249	H	Niagara	79 75								

Non-Div I Games:

Rider

■ Loss, 
 ■ Non-Conf, 
 S Site, 
 ■ Home 
 ■ Away 
 N Neutral



Average RPI Win:	269	WON-LOST	WINNING	LAST 10	STRENGTH OF	OPP. STRENGTH	TEAM	ADJ.	CONF.	ADJ CONF.
Average RPI Loss:	124	RECORD	PCT. RANK	GAMES	SCHEDULE	OF SCHEDULE	RPI	RPI	RPI	RPI
DIV. I ONLY	14- 6	59	10-0	302	242	150	150	29	29	
DIV. I NON-CONF.	4- 6	212	0	140	137	175	175	29	29	
TOTALS	RPI 1-25	RPI 26-50	W-L RECORDS	RPI 51-100	RPI 101-150	RPI 150+				
14- 6	0- 1	0- 1	OVERALL	0- 0	0- 1	14- 3				
8- 2	0- 0	0- 0	HOME	0- 0	0- 0	8- 2				
6- 4	0- 1	0- 1	AWAY	0- 0	0- 1	6- 1				
0- 0	0- 0	0- 0	NEUTRAL	0- 0	0- 0	0- 0				
4- 6	0- 1	0- 1	NON-CONFERENCE	0- 0	0- 1	4- 3				
2- 2	0- 0	0- 0	HOME	0- 0	0- 0	2- 2				
2- 4	0- 1	0- 1	AWAY	0- 0	0- 1	2- 1				
0- 0	0- 0	0- 0	NEUTRAL	0- 0	0- 0	0- 0				
10- 0	0- 0	0- 0	CONFERENCE	0- 0	0- 0	10- 0				
6- 0	0- 0	0- 0	HOME	0- 0	0- 0	6- 0				
4- 0	0- 0	0- 0	AWAY	0- 0	0- 0	4- 0				
0- 0	0- 0	0- 0	NEUTRAL	0- 0	0- 0	0- 0				

RPI 1-25				RPI 26-50				RPI 51-100				RPI 101+ Team's RPI: 150			
RPI	S	Opponent	Score	RPI	S	Opponent	Score	RPI	S	Opponent	Score	RPI	S	Opponent	Score
22	A	TCU	61 66	44	A	James Madison	32 59					113	A	Kent St.	81 82
												173	A	Norfolk St.	69 62
												175	H	Columbia	59 61
												178	A	Rhode Island	59 71
												202	A	La Salle	71 68
												205	A	Merrimack	68 62
												205	H	Merrimack	72 50
												211	H	Delaware	62 73
												227	H	Youngstown St.	58 43
												240	H	Xavier	71 57
												283	H	Wagner	51 47
												284	H	Sacred Heart	73 43
												305	A	St. Francis Brooklyn	70 59
												305	H	St. Francis Brooklyn	69 44
												314	H	Bryant	69 39
												334	A	LIU Brooklyn	70 59
												344	A	Central Conn. St.	86 56
												344	H	Central Conn. St.	80 42
LAST 10 Division I															
				314	H	Bryant	69 39					205	H	Merrimack	72 50
				344	H	Central Conn. St.	80 42					305	H	St. Francis Brooklyn	69 44
				305	A	St. Francis Brooklyn	70 59					283	H	Wagner	51 47
				334	A	LIU Brooklyn	70 59					205	A	Merrimack	68 62
				284	H	Sacred Heart	73 43					344	A	Central Conn. St.	86 56

Non-Div I Games: Pitt.-Johnstown 63 30

Robert Morris

■ Loss, 
 ■ Non-Conf, 
 ■ S Site, 
 ■ Home 
 ■ A Away 
 N Neutral

Average RPI Win:	164	WON-LOST	WINNING	LAST 10	STRENGTH OF	OPP. STRENGTH	TEAM	ADJ.	CONF.	ADJ CONF.
Average RPI Loss:	46	RECORD	PCT. RANK	GAMES	SCHEDULE	OF SCHEDULE	RPI	RPI	RPI	RPI
DIV. I ONLY	16- 5	41	6-4	120	39	46	46	2	2	
DIV. I NON-CONF.	10- 1	20	0	234	74	45	45	2	2	
TOTALS	RPI 1-25	RPI 26-50	W-L RECORDS	RPI 51-100	RPI 101-150	RPI 150+				
16- 5	0- 2	2- 1	OVERALL	3- 2	2- 0	9- 0				
9- 2	0- 1	1- 0	HOME	1- 1	1- 0	6- 0				
5- 3	0- 1	1- 1	AWAY	0- 1	1- 0	3- 0				
2- 0	0- 0	0- 0	NEUTRAL	2- 0	0- 0	0- 0				
10- 1	0- 1	1- 0	NON-CONFERENCE	2- 0	1- 0	6- 0				
7- 0	0- 0	1- 0	HOME	0- 0	1- 0	5- 0				
1- 1	0- 1	0- 0	AWAY	0- 0	0- 0	1- 0				
2- 0	0- 0	0- 0	NEUTRAL	2- 0	0- 0	0- 0				
6- 4	0- 1	1- 1	CONFERENCE	1- 2	1- 0	3- 0				
2- 2	0- 1	0- 0	HOME	1- 1	0- 0	1- 0				
4- 2	0- 0	1- 1	AWAY	0- 1	1- 0	2- 0				
0- 0	0- 0	0- 0	NEUTRAL	0- 0	0- 0	0- 0				

RPI 1-25				RPI 26-50				Team's RPI: 46	RPI 51-100				RPI 101+			
RPI	S	Opponent	Score	RPI	S	Opponent	Score		RPI	S	Opponent	Score	RPI	S	Opponent	Score
13	H	Indiana	56 66	33	A	Purdue	59 53		55	A	Minnesota	71 73	112	A	Wisconsin	64 61
21	A	LSU	58 64	40	A	Michigan	57 71		73	H	Nebraska	69 65	125	H	Harvard	74 46
				45	H	Virginia	73 63		87	N	Georgia Tech	46 43	162	A	Illinois	75 51
									99	N	Vanderbilt	62 56	162	H	Illinois	72 41
									100	H	Michigan St.	55 66	190	A	Penn St.	62 57
													193	H	Towson	67 53
													245	H	Southern U.	78 58
													249	H	Niagara	87 37
													250	A	South Alabama	77 56
													258	H	Marshall	66 41
													343	H	Coppin St.	107 33
LAST 10 Division I																
				55	A	Minnesota	71 73		73	H	Nebraska	69 65				
				162	H	Illinois	72 41		162	A	Illinois	75 51				
				40	A	Michigan	57 71		33	A	Purdue	59 53				
				100	H	Michigan St.	55 66		13	H	Indiana	56 66				
				190	A	Penn St.	62 57		112	A	Wisconsin	64 61				

Non-Div I Games:

Rutgers

■ Loss, 
■ Non-Conf, S Site, 
■ Home 
■ Away 
N Neutral

Average RPI Win:	254	WON-LOST	WINNING	LAST 10	STRENGTH OF	OPP. STRENGTH	TEAM	ADJ.	CONF.	ADJ CONF.
Average RPI Loss:	101	RECORD	PCT. RANK	GAMES	SCHEDULE	OF SCHEDULE	RPI	RPI	RPI	RPI
DIV. I ONLY	13- 4	40	8-2	291	253	114	114	23	23	
DIV. I NON-CONF.	4- 2	90	0	284	138	141	141	21	21	
TOTALS	RPI 1-25	RPI 26-50	W-L RECORDS	RPI 51-100	RPI 101-150	RPI 150+				
13- 4	0- 0	0- 1	OVERALL	0- 1	2- 1	11- 1				
7- 1	0- 0	0- 0	HOME	0- 1	1- 0	6- 0				
5- 3	0- 0	0- 1	AWAY	0- 0	1- 1	4- 1				
1- 0	0- 0	0- 0	NEUTRAL	0- 0	0- 0	1- 0				
4- 2	0- 0	0- 1	NON-CONFERENCE	0- 1	0- 0	4- 0				
1- 1	0- 0	0- 0	HOME	0- 1	0- 0	1- 0				
2- 1	0- 0	0- 1	AWAY	0- 0	0- 0	2- 0				
1- 0	0- 0	0- 0	NEUTRAL	0- 0	0- 0	1- 0				
9- 2	0- 0	0- 0	CONFERENCE	0- 0	2- 1	7- 1				
6- 0	0- 0	0- 0	HOME	0- 0	1- 0	5- 0				
3- 2	0- 0	0- 0	AWAY	0- 0	1- 1	2- 1				
0- 0	0- 0	0- 0	NEUTRAL	0- 0	0- 0	0- 0				

RPI	S	Opponent	Score	RPI	S	Opponent	Score	RPI	S	Opponent	Score	RPI	S	Opponent	Score	Team's RPI: 114
39	A	Oklahoma	62	75	62	H	UCF	57	63	120	H	Abilene Christian	69	59		
										123	A	A&M-Corpus Christi	66	44		
										143	A	Sam Houston St.	55	63		
										158	A	New Orleans	50	53		
										212	A	Lamar University	54	53		
										214	H	Central Ark.	102	41		
										222	H	Southeastern La.	77	51		
										244	A	Tulsa	67	63		
										265	N	UC Santa Barbara	67	56		
										289	A	Nevada	80	65		
										304	H	Incarinate Word	67	45		
										310	A	Houston Baptist	59	42		
										319	H	Alcorn	67	62		
										333	H	McNeese	82	51		
										342	H	Northwestern St.	89	40		
LAST 10 Division I																
143	A	Sam Houston St.	55	63	214	H	Central Ark.	102	41							
120	H	Abilene Christian	69	59	123	A	A&M-Corpus Christi	66	44							
212	A	Lamar University	54	53	158	A	New Orleans	50	53							
342	H	Northwestern St.	89	40	222	H	Southeastern La.	77	51							
304	H	Incarinate Word	67	45	333	H	McNeese	82	51							

Non-Div I Games: LSU-Shreveport 75 32 Our Lady of the Lake 75 Cent. Christian (KS) 46

SFA

Loss, Non-Conf, S Site, H Home A Away N Neutral

SIUE		WON-LOST		WINNING		LAST 10		STRENGTH OF		OPP. STRENGTH		TEAM		ADJ.		CONF.		ADJ CONF.	
Average RPI Win: 328		RECORD		PCT. RANK		GAMES		SCHEDULE		OF SCHEDULE		RPI		RPI		RPI		RPI	
Average RPI Loss: 162																			
DIV. I ONLY		3- 17		325		1-9		269		187		328		328		19		19	
DIV. I NON-CONF.		2- 8		295		0		274		112		326		326		22		22	
TOTALS		RPI 1-25		RPI 26-50		W-L RECORDS		RPI 51-100		RPI 101-150		RPI 150+							
3- 17		0- 0		0- 0		OVERALL		0- 6		0- 3		3- 8							
2- 7		0- 0		0- 0		HOME		0- 3		0- 2		2- 2							
1- 9		0- 0		0- 0		AWAY		0- 3		0- 1		1- 5							
0- 1		0- 0		0- 0		NEUTRAL		0- 0		0- 0		0- 1							
2- 8		0- 0		0- 0		NON-CONFERENCE		0- 4		0- 2		2- 2							
2- 3		0- 0		0- 0		HOME		0- 2		0- 1		2- 0							
0- 4		0- 0		0- 0		AWAY		0- 2		0- 1		0- 1							
0- 1		0- 0		0- 0		NEUTRAL		0- 0		0- 0		0- 1							
1- 9		0- 0		0- 0		CONFERENCE		0- 2		0- 1		1- 6							
0- 4		0- 0		0- 0		HOME		0- 1		0- 1		0- 2							
1- 5		0- 0		0- 0		AWAY		0- 1		0- 0		1- 4							
0- 0		0- 0		0- 0		NEUTRAL		0- 0		0- 0		0- 0							

RPI 1-25			RPI 26-50			RPI 51-100			RPI 101+			Team's RPI: 328	
RPI	S	Opponent	Score	RPI	S	Opponent	Score	RPI	S	Opponent	Score		
						63	A Belmont	48 69	117	H Loyola Chicago	50 63		
						69	H UT Martin	39 79	138	H Southeast Mo. St.	56 66		
						71	A Illinois St.	53 74	148	A Missouri	51 68		
						73	A Nebraska	49 63	164	H Tennessee Tech	50 65		
						80	H Southern Ill.	67 103	174	N North Ala.	67 85		
						90	H Saint Louis	35 68	196	A Austin Peay	61 74		
									206	A Murray St.	60 74		
									252	A Morehead St.	69 75		
									277	A Eastern Ky.	46 49		
									307	H Jacksonville St.	44 53		
									320	H Purdue Fort Wayne	57 53		
									324	H Evansville	85 74		
									327	A Georgia St.	73 74		
									340	A Tennessee St.	76 63		
LAST 10 Division I													
206	A	Murray St.	60 74	164	H	Tennessee Tech	50 65						
196	A	Austin Peay	61 74	277	A	Eastern Ky.	46 49						
69	H	UT Martin	39 79	252	A	Morehead St.	69 75						
138	H	Southeast Mo. St.	56 66	340	A	Tennessee St.	76 63						
307	H	Jacksonville St.	44 53	63	A	Belmont	48 69						

Non-Div I Games: Quincy

65 70

SIUE

Loss, Non-Conf, S Site, H Home A Away N Neutral

SMU

Average RPI Win: 235

Average RPI Loss: 122

WON-LOST RECORD

WINNING PCT. RANK

LAST 10 GAMES

STRENGTH OF SCHEDULE

OPP. STRENGTH OF SCHEDULE

TEAM RPI

ADJ. RPI

CONF. RPI

ADJ CONF. RPI

DIV. I ONLY

9- 11

206

4-6

144

146

220

220

9

9

DIV. I NON-CONF.

6- 6

164

1-1

173

305

237

237

9

9

TOTALS

RPI 1-25

RPI 26-50

W-L RECORDS

RPI 51-100

RPI 101-150

RPI 150+

9- 11

0- 2

0- 0

OVERALL

1- 2

0- 3

8- 4

7- 6

0- 2

0- 0

HOME

1- 0

0- 1

6- 3

1- 5

0- 0

0- 0

AWAY

0- 2

0- 2

1- 1

1- 0

0- 0

0- 0

NEUTRAL

0- 0

0- 0

1- 0

6- 6

0- 1

0- 0

NON-CONFERENCE

1- 0

0- 2

5- 3

5- 4

0- 1

0- 0

HOME

1- 0

0- 0

4- 3

0- 2

0- 0

0- 0

AWAY

0- 0

0- 2

0- 0

1- 0

0- 0

0- 0

0- 0

1- 0

3- 5

0- 1

0- 0

CONFERENCE

0- 2

0- 1

3- 1

2- 2

0- 1

0- 0

HOME

0- 0

0- 1

2- 0

1- 3

0- 0

0- 0

AWAY

0- 2

0- 0

1- 1

0- 0

0- 0

0- 0

0- 0

RPI 1-25

RPI 26-50

RPI 51-100

RPI 101+

Team's RPI: 220

RPI S Opponent Score

RPI S Opponent Score

RPI S Opponent Score

RPI S Opponent Score

10 H UConn 42 80

22 H TCU 56 57

54 A Temple 62 85

62 A UCF 57 67

96 H Rice 55 43

108 A Pacific 49 77

109 A UT Arlington 46 51

140 H Tulane 66 67

170 H Wichita St. 64 44

179 A Memphis 52 57

198 H Wright St. 61 69

200 H North Dakota 66 51

221 H Northern Colo. 52 61

233 H UTEP 60 56

236 H George Mason 58 59

244 H Tulsa 57 38

271 N CSUN 68 58

274 A East Carolina 55 47

297 H UC Irvine 59 56

333 H McNeese 81 60

LAST 10 Division I

62 A UCF 57 67

54 A Temple 62 85

170 H Wichita St. 64 44

274 A East Carolina 55 47

244 H Tulsa 57 38

10 H UConn 42 80

179 A Memphis 52 57

236 H George Mason 58 59

140 H Tulane 66 67

297 H UC Irvine 59 56

Non-Div I Games:

SMU

Average RPI Win:	257	WON-LOST	WINNING	LAST 10	STRENGTH OF	OPP. STRENGTH	TEAM	ADJ.	CONF.	ADJ CONF.
Average RPI Loss:	188	RECORD	PCT. RANK	GAMES	SCHEDULE	OF SCHEDULE	RPI	RPI	RPI	RPI
DIV. I ONLY	4- 14	308	4-6	277	243	306	306	18	18	
DIV. I NON-CONF.	0- 7	338	0	302	260	346	346	17	17	
TOTALS	RPI 1-25	RPI 26-50	W-L RECORDS	RPI 51-100	RPI 101-150	RPI 150+				
4- 14	0- 0	0- 1	OVERALL	0- 1	0- 2	4- 10				
1- 5	0- 0	0- 1	HOME	0- 1	0- 0	1- 3				
3- 9	0- 0	0- 0	AWAY	0- 0	0- 2	3- 7				
0- 0	0- 0	0- 0	NEUTRAL	0- 0	0- 0	0- 0				
0- 7	0- 0	0- 1	NON-CONFERENCE	0- 0	0- 1	0- 5				
0- 1	0- 0	0- 1	HOME	0- 0	0- 0	0- 0				
0- 6	0- 0	0- 0	AWAY	0- 0	0- 1	0- 5				
0- 0	0- 0	0- 0	NEUTRAL	0- 0	0- 0	0- 0				
4- 7	0- 0	0- 0	CONFERENCE	0- 1	0- 1	4- 5				
1- 4	0- 0	0- 0	HOME	0- 1	0- 0	1- 3				
3- 3	0- 0	0- 0	AWAY	0- 0	0- 1	3- 2				
0- 0	0- 0	0- 0	NEUTRAL	0- 0	0- 0	0- 0				

RPI 1-25				RPI 26-50				RPI 51-100				RPI 101+				Team's RPI: 306
RPI	S	Opponent	Score	RPI	S	Opponent	Score	RPI	S	Opponent	Score	RPI	S	Opponent	Score	
				27	H	Ohio St.	74 104	93	H	Montana St.	48 85	111	A	Idaho	44 70	
												137	A	San Jose St.	67 73	
												161	A	Northern Ariz.	107 114	
												161	H	Northern Ariz.	65 85	
												168	A	UC Davis	75 77	
												184	H	Montana	60 64	
												186	A	Portland St.	73 70	
												216	H	Southern Utah	87 82	
												221	H	Northern Colo.	63 73	
												223	A	San Francisco	82 87	
												232	A	Idaho St.	62 80	
												289	A	Nevada	72 83	
												309	A	Eastern Wash.	74 67	
												313	A	Seattle U	84 88	
												316	A	Weber St.	91 67	
												317	A	Cal Poly	43 62	
LAST 10 Division I																
				111	A	Idaho	44 70	221	H	Northern Colo.	63 73					
				309	A	Eastern Wash.	74 67	316	A	Weber St.	91 67					
				161	H	Northern Ariz.	65 85	161	A	Northern Ariz.	107 114					
				186	A	Portland St.	73 70	232	A	Idaho St.	62 80					
				216	H	Southern Utah	87 82	184	H	Montana	60 64					

Non-Div I Games: Cal Maritime 86 55 Pacific Union 94 35

Sacramento St.

■ Loss, 
 ■ Non-Conf, S Site, 
 ■ Home 
 ■ Away 
 N Neutral

Average RPI Win: 306		WON-LOST	WINNING	LAST 10	STRENGTH OF	OPP. STRENGTH	TEAM	ADJ.	CONF.	ADJ CONF.
Average RPI Loss: 180		RECORD	PCT. RANK	GAMES	SCHEDULE	OF SCHEDULE	RPI	RPI	RPI	RPI
DIV. I ONLY		7- 13	257	5-5	299	301	284	284	29	29
DIV. I NON-CONF.		2- 8	295	0	211	171	298	298	29	29
TOTALS		RPI 1-25	RPI 26-50		W-L RECORDS		RPI 51-100	RPI 101-150	RPI 150+	
7- 13	0- 0	0- 1		OVERALL		0- 3	0- 2		7- 7	
4- 2	0- 0	0- 0		HOME		0- 0	0- 1		4- 1	
2- 10	0- 0	0- 1		AWAY		0- 2	0- 1		2- 6	
1- 1	0- 0	0- 0		NEUTRAL		0- 1	0- 0		1- 0	
2- 8		0- 0	0- 1		NON-CONFERENCE		0- 3	0- 1		2- 3
1- 1		0- 0	0- 0		HOME		0- 0	0- 1		1- 0
0- 6		0- 0	0- 1		AWAY		0- 2	0- 0		0- 3
1- 1		0- 0	0- 0		NEUTRAL		0- 1	0- 0		1- 0
5- 5		0- 0	0- 0		CONFERENCE		0- 0	0- 1		5- 4
3- 1		0- 0	0- 0		HOME		0- 0	0- 0		3- 1
2- 4		0- 0	0- 0		AWAY		0- 0	0- 1		2- 3
0- 0		0- 0	0- 0		NEUTRAL		0- 0	0- 0		0- 0

RPI 1-25				RPI 26-50				RPI 51-100				RPI 101+				Team's RPI: 284	
RPI	S	Opponent	Score	RPI	S	Opponent	Score	RPI	S	Opponent	Score	RPI	S	Opponent	Score		
				36	A	Yale	40 87	73	N	Nebraska	49 72	122	H	Holy Cross	52 65		
								77	A	Seton Hall	69 95	150	A	Robert Morris	43 73		
								84	A	Stony Brook	50 54	190	A	Penn St.	65 88		
												205	H	Merrimack	63 60		
												208	A	Saint Joseph's	44 71		
												213	H	Mt. St. Mary's	58 67		
												254	A	Saint Francis (PA)	58 60		
												283	A	Wagner	79 65		
												305	A	St. Francis Brooklyn	70 71		
												308	A	Siena	57 68		
												311	H	Hofstra	71 44		
												323	A	Fairleigh Dickinson	60 65		
												323	H	Fairleigh Dickinson	68 53		
												329	N	Detroit Mercy	66 60		
												344	A	Central Conn. St.	54 52		
												344	H	Central Conn. St.	66 58		
LAST 10 Division I																	
				213	H	Mt. St. Mary's	58 67	254	A	Saint Francis (PA)	58 60						
				305	A	St. Francis Brooklyn	70 71	323	A	Fairleigh Dickinson	60 65						
				344	A	Central Conn. St.	54 52	344	H	Central Conn. St.	66 58						
				323	H	Fairleigh Dickinson	68 53	283	A	Wagner	79 65						
				150	A	Robert Morris	43 73	205	H	Merrimack	63 60						

Non-Div I Games:	Bridgeport	77	63
------------------	------------	----	----

Sacred Heart

Loss, Non-Conf, S Site, H Home A Away N Neutral

Average RPI Win:	301	WON-LOST	WINNING	LAST 10	STRENGTH OF	OPP. STRENGTH	TEAM	ADJ.	CONF.	ADJ CONF.
Average RPI Loss:	150	RECORD	PCT. RANK	GAMES	SCHEDULE	OF SCHEDULE	RPI	RPI	RPI	RPI
DIV. I ONLY	10- 12	202	7-3	290	266	254	254	29	29	
DIV. I NON-CONF.	2- 9	304	0	63	133	215	215	29	29	
TOTALS	RPI 1-25	RPI 26-50	W-L RECORDS	RPI 51-100	RPI 101-150	RPI 150+				
10- 12	0- 1	0- 2	OVERALL	0- 3	0- 1	10- 5				
5- 4	0- 0	0- 0	HOME	0- 1	0- 1	5- 2				
4- 7	0- 0	0- 2	AWAY	0- 2	0- 0	4- 3				
1- 1	0- 1	0- 0	NEUTRAL	0- 0	0- 0	1- 0				
2- 9	0- 1	0- 2	NON-CONFERENCE	0- 3	0- 1	2- 2				
0- 3	0- 0	0- 0	HOME	0- 1	0- 1	0- 1				
1- 5	0- 0	0- 2	AWAY	0- 2	0- 0	1- 1				
1- 1	0- 1	0- 0	NEUTRAL	0- 0	0- 0	1- 0				
8- 3	0- 0	0- 0	CONFERENCE	0- 0	0- 0	8- 3				
5- 1	0- 0	0- 0	HOME	0- 0	0- 0	5- 1				
3- 2	0- 0	0- 0	AWAY	0- 0	0- 0	3- 2				
0- 0	0- 0	0- 0	NEUTRAL	0- 0	0- 0	0- 0				

RPI 1-25				RPI 26-50				RPI 51-100				RPI 101+ Team's RPI: 254			
RPI	S	Opponent	Score	RPI	S	Opponent	Score	RPI	S	Opponent	Score	RPI	S	Opponent	Score
25	N	FGCU	64 97	34	A	Virginia Tech	41 105	74	H	Bucknell	46 70	107	H	Liberty	52 71
				38	A	West Virginia	45 74	79	A	South Fla.	23 62	205	H	Merrimack	56 71
								98	A	Duquesne	69 72	226	N	Stetson	78 73
												227	H	Youngstown St.	46 56
												252	A	Morehead St.	54 65
												283	H	Wagner	51 50
												284	H	Sacred Heart	60 58
												290	A	Vermont	73 69
												305	A	St. Francis Brooklyn	67 59
												305	H	St. Francis Brooklyn	82 72
												314	A	Bryant	63 60
												314	H	Bryant	64 58
												323	A	Fairleigh Dickinson	47 56
												334	A	LIU Brooklyn	53 71
												344	A	Central Conn. St.	64 52
												344	H	Central Conn. St.	72 68
LAST 10 Division I															
344	H	Central Conn. St.	72 68	284	H	Sacred Heart	60 58								
314	H	Bryant	64 58	283	H	Wagner	51 50								
334	A	LIU Brooklyn	53 71	305	H	St. Francis Brooklyn	82 72								
305	A	St. Francis Brooklyn	67 59	323	A	Fairleigh Dickinson	47 56								
205	H	Merrimack	56 71	344	A	Central Conn. St.	64 52								

Non-Div I Games:

Saint Francis (PA)

■ Loss, 
 ■ Non-Conf, 
 ■ S Site, 
 ■ H Home 
 ■ A Away 
 N Neutral



## Saint Joseph's

Through Games Of Feb. 3, 2020

Average RPI Win:	193	WON-LOST	WINNING	LAST 10	STRENGTH OF	OPP. STRENGTH	TEAM	ADJ.	CONF.	ADJ CONF.
Average RPI Loss:	121	RECORD	PCT. RANK	GAMES	SCHEDULE	OF SCHEDULE	RPI	RPI	RPI	RPI
DIV. I ONLY	8- 13	245	3-7	109	126	208	208	12	12	
DIV. I NON-CONF.	6- 6	164	1-0	93	158	156	156	12	12	
TOTALS	RPI 1-25	RPI 26-50	W-L RECORDS	RPI 51-100	RPI 101-150	RPI 150+				
8- 13	0- 0	0- 0	OVERALL	1- 5	2- 5	5- 3				
5- 6	0- 0	0- 0	HOME	1- 3	1- 2	3- 1				
2- 5	0- 0	0- 0	AWAY	0- 1	0- 3	2- 1				
1- 2	0- 0	0- 0	NEUTRAL	0- 1	1- 0	0- 1				
6- 6	0- 0	0- 0	NON-CONFERENCE	1- 3	1- 2	4- 1				
4- 2	0- 0	0- 0	HOME	1- 1	0- 1	3- 0				
1- 2	0- 0	0- 0	AWAY	0- 1	0- 1	1- 0				
1- 2	0- 0	0- 0	NEUTRAL	0- 1	1- 0	0- 1				
2- 7	0- 0	0- 0	CONFERENCE	0- 2	1- 3	1- 2				
1- 4	0- 0	0- 0	HOME	0- 2	1- 1	0- 1				
1- 3	0- 0	0- 0	AWAY	0- 0	0- 2	1- 1				
0- 0	0- 0	0- 0	NEUTRAL	0- 0	0- 0	0- 0				

RPI 1-25			RPI 26-50			RPI 51-100			RPI 101+			Team's RPI: 208
RPI	S	Opponent	Score	RPI	S	Opponent	Score	RPI	S	Opponent	Score	
						54 H Temple	67 63	102 H Penn		45 55		
						57 H Drexel	52 62	106 A VCU		40 47		
						77 N Seton Hall	39 55	121 A Auburn		62 66		
						78 H Dayton	44 59	125 N Harvard		63 39		
						88 A Villanova	44 60	127 A Massachusetts		43 61		
						98 H Duquesne	51 58	130 H Richmond		67 56		
								145 H George Washington		50 56		
								175 A Columbia		71 57		
								178 H Rhode Island		47 49		
								189 H American		72 51		
								194 N Furman		48 63		
								202 A La Salle		59 67		
								284 H Sacred Heart		71 44		
								291 A St. Bonaventure		61 60		
								292 H Navy		49 40		
LAST 10 Division I												
78 H Dayton		44 59	178 H Rhode Island		47 49							
145 H George Washington		50 56	127 A Massachusetts		43 61							
202 A La Salle		59 67	106 A VCU		40 47							
291 A St. Bonaventure		61 60	130 H Richmond		67 56							
98 H Duquesne		51 58	292 H Navy		49 40							

Non-Div I Games:

Saint Joseph's

■ Loss, 
 ■ Non-Conf, 
 ■ S Site, 
 ■ H Home 
 ■ A Away 
 N Neutral

Average RPI Win: 167		WON-LOST	WINNING	LAST 10	STRENGTH OF	OPP. STRENGTH	TEAM	ADJ.	CONF.	ADJ CONF.
Average RPI Loss: 95		RECORD	PCT. RANK	GAMES	SCHEDULE	OF SCHEDULE	RPI	RPI	RPI	RPI
DIV. I ONLY		12- 9	128	5-5	78	104	90	90	12	12
DIV. I NON-CONF.		8- 5	117	1-1	72	95	65	65	12	12
TOTALS		RPI 1-25	RPI 26-50	W-L RECORDS		RPI 51-100	RPI 101-150	RPI 150+		
12- 9	0- 1	0- 0		OVERALL		5- 4	2- 4	5- 0		
6- 4	0- 1	0- 0		HOME		4- 1	1- 2	1- 0		
6- 5	0- 0	0- 0		AWAY		1- 3	1- 2	4- 0		
0- 0	0- 0	0- 0		NEUTRAL		0- 0	0- 0	0- 0		
8- 5	0- 1	0- 0		NON-CONFERENCE		4- 2	1- 2	3- 0		
4- 2	0- 1	0- 0		HOME		3- 0	1- 1	0- 0		
4- 3	0- 0	0- 0		AWAY		1- 2	0- 1	3- 0		
0- 0	0- 0	0- 0		NEUTRAL		0- 0	0- 0	0- 0		
4- 4	0- 0	0- 0		CONFERENCE		1- 2	1- 2	2- 0		
2- 2	0- 0	0- 0		HOME		1- 1	0- 1	1- 0		
2- 2	0- 0	0- 0		AWAY		0- 1	1- 1	1- 0		
0- 0	0- 0	0- 0		NEUTRAL		0- 0	0- 0	0- 0		

RPI S	Opponent	Score	RPI S	Opponent	Score	RPI S	Opponent	Score	RPI S	Opponent	Score
19	H Princeton	50 66				69	H UT Martin	56 50	106	H VCU	52 65
						71	H Illinois St.	61 56	115	A Fordham	54 66
						78	A Dayton	47 48	116	H Kansas	60 68
						80	A Southern Ill.	53 61	138	H Southeast Mo. St.	76 61
						82	H Colgate	61 51	145	A George Washington	59 45
						89	A Cincinnati	60 50	148	A Missouri	58 83
						95	H Davidson	58 65	202	A La Salle	77 61
						98	H Duquesne	53 50	209	A Northern Ky.	67 42
						99	A Vanderbilt	50 62	279	A Indiana St.	55 53
									291	H St. Bonaventure	72 51
									328	A SIUE	68 35
LAST 10 Division I											
145	A George Washington	59 45	106	H VCU	52 65						
98	H Duquesne	53 50	202	A La Salle	77 61						
115	A Fordham	54 66	95	H Davidson	58 65						
78	A Dayton	47 48	279	A Indiana St.	55 53						
291	H St. Bonaventure	72 51	116	H Kansas	60 68						

Non-Div I Games:

Saint Louis

## Saint Mary's (CA)

Through Games Of Feb. 3, 2020

Average RPI Win:	222	WON-LOST	WINNING	LAST 10	STRENGTH OF	OPP. STRENGTH	TEAM	ADJ.	CONF.	ADJ CONF.
Average RPI Loss:	115	RECORD	PCT. RANK	GAMES	SCHEDULE	OF SCHEDULE	RPI	RPI	RPI	RPI
DIV. I ONLY	10- 12	202	4-6	131	116	172	172	11	11	
DIV. I NON-CONF.	5- 6	187	0	100	149	177	177	11	11	
TOTALS	RPI 1-25	RPI 26-50	W-L RECORDS	RPI 51-100	RPI 101-150	RPI 150+				
10- 12	0- 2	1- 1	OVERALL	0- 2	0- 3	9- 4				
6- 5	0- 1	1- 1	HOME	0- 1	0- 2	5- 0				
3- 7	0- 1	0- 0	AWAY	0- 1	0- 1	3- 4				
1- 0	0- 0	0- 0	NEUTRAL	0- 0	0- 0	1- 0				
5- 6	0- 1	1- 1	NON-CONFERENCE	0- 1	0- 1	4- 2				
4- 2	0- 1	1- 1	HOME	0- 0	0- 0	3- 0				
0- 4	0- 0	0- 0	AWAY	0- 1	0- 1	0- 2				
1- 0	0- 0	0- 0	NEUTRAL	0- 0	0- 0	1- 0				
5- 6	0- 1	0- 0	CONFERENCE	0- 1	0- 2	5- 2				
2- 3	0- 0	0- 0	HOME	0- 1	0- 2	2- 0				
3- 3	0- 1	0- 0	AWAY	0- 0	0- 0	3- 2				
0- 0	0- 0	0- 0	NEUTRAL	0- 0	0- 0	0- 0				

RPI 1-25				RPI 26-50				RPI 51-100				RPI 101+ Team's RPI: 172			
RPI	S	Opponent	Score	RPI	S	Opponent	Score	RPI	S	Opponent	Score	RPI	S	Opponent	Score
5	A	Gonzaga	49 74	32	H	Western Ky.	80 73	62	A	UCF	58 67	108	H	Pacific	66 68
15	H	NC State	70 87	35	H	Marquette	63 77	65	H	BYU	55 65	116	A	Kansas	81 86
												124	H	San Diego	54 72
												154	A	Portland	65 78
												168	H	UC Davis	83 74
												181	A	Santa Clara	95 87
												188	A	Wyoming	67 69
												218	A	Pepperdine	64 73
												218	H	Pepperdine	85 78
												223	A	San Francisco	86 79
												262	A	LMU (CA)	70 61
												262	H	LMU (CA)	86 70
												265	H	UC Santa Barbara	64 43
												289	A	Nevada	72 78
												291	N	St. Bonaventure	72 57
												317	H	Cal Poly	84 67
LAST 10 Division I															
218	A	Pepperdine	64 73	154	A	Portland	65 78								
262	A	LMU (CA)	70 61	5	A	Gonzaga	49 74								
108	H	Pacific	66 68	262	H	LMU (CA)	86 70								
65	H	BYU	55 65	218	H	Pepperdine	85 78								
124	H	San Diego	54 72	181	A	Santa Clara	95 87								

Non-Div I Games:

Saint Mary's (CA)

■ Loss, 
 ■ Non-Conf, 
 ■ S Site, 
 ■ H Home 
 ■ A Away 
 N Neutral

## Saint Peter's

Through Games Of Feb. 3, 2020

Average RPI Win:	311	WON-LOST	WINNING	LAST 10	STRENGTH OF	OPP. STRENGTH	TEAM	ADJ.	CONF.	ADJ CONF.
Average RPI Loss:	233	RECORD	PCT. RANK	GAMES	SCHEDULE	OF SCHEDULE	RPI	RPI	RPI	RPI
DIV. I ONLY	5- 14	291	2-8	346	323	336	336	24	24	
DIV. I NON-CONF.	3- 6	235	0	345	346	329	329	25	25	
TOTALS	RPI 1-25	RPI 26-50	W-L RECORDS	RPI 51-100	RPI 101-150	RPI 150+				
5- 14	0- 0	0- 0	OVERALL	0- 1	0- 1	5- 12				
2- 5	0- 0	0- 0	HOME	0- 0	0- 1	2- 4				
3- 9	0- 0	0- 0	AWAY	0- 1	0- 0	3- 8				
0- 0	0- 0	0- 0	NEUTRAL	0- 0	0- 0	0- 0				
3- 6	0- 0	0- 0	NON-CONFERENCE	0- 0	0- 1	3- 5				
1- 2	0- 0	0- 0	HOME	0- 0	0- 1	1- 1				
2- 4	0- 0	0- 0	AWAY	0- 0	0- 0	2- 4				
0- 0	0- 0	0- 0	NEUTRAL	0- 0	0- 0	0- 0				
2- 8	0- 0	0- 0	CONFERENCE	0- 1	0- 0	2- 7				
1- 3	0- 0	0- 0	HOME	0- 0	0- 0	1- 3				
1- 5	0- 0	0- 0	AWAY	0- 1	0- 0	1- 4				
0- 0	0- 0	0- 0	NEUTRAL	0- 0	0- 0	0- 0				

RPI 1-25				RPI 26-50				RPI 51-100				RPI 101+				Team's RPI: 336	
RPI	S	Opponent	Score	RPI	S	Opponent	Score	RPI	S	Opponent	Score	RPI	S	Opponent	Score		
								81	A	Marist	76	96	136	H	Lehigh	71	80
													165	H	Quinnipiac	64	91
													207	A	Fairfield	48	67
													217	A	Manhattan	64	68
													217	H	Manhattan	52	85
													229	H	Morgan St.	78	77
													238	A	Iona	59	69
													249	A	Niagara	89	97
													261	A	Delaware St.	66	89
													273	A	Howard	80	92
													278	H	Monmouth	67	81
													283	A	Wagner	89	90
													308	H	Siena	87	83
													323	H	Fairleigh Dickinson	71	77
													330	A	NJIT	73	76
													334	A	LIU Brooklyn	89	74
													341	A	Canisius	86	68
													343	A	Coppin St.	82	57
LAST 10 Division I																	
				217	A	Manhattan	64	68					278	H	Monmouth	67	81
				165	H	Quinnipiac	64	91					207	A	Fairfield	48	67
				341	A	Canisius	86	68					217	H	Manhattan	52	85
				249	A	Niagara	89	97					308	H	Siena	87	83
				238	A	Iona	59	69					81	A	Marist	76	96

Non-Div I Games:

Saint Peter's

■ Loss, 
 ■ Non-Conf, 
 ■ S Site, 
 ■ H Home 
 ■ A Away 
 N Neutral

Average RPI Win: 240		WON-LOST	WINNING	LAST 10	STRENGTH OF	OPP. STRENGTH	TEAM	ADJ.	CONF.	ADJ CONF.
Average RPI Loss: 158		RECORD	PCT. RANK	GAMES	SCHEDULE	OF SCHEDULE	RPI	RPI	RPI	RPI
DIV. I ONLY		11- 6	92	8-2	283	239	143	143	23	23
DIV. I NON-CONF.		2- 4	235	0	263	148	235	235	21	21
TOTALS	RPI 1-25		RPI 26-50		W-L RECORDS	RPI 51-100	RPI 101-150		RPI 150+	
11- 6	0- 0		0- 1		OVERALL	0- 0	1- 3		10- 2	
5- 1	0- 0		0- 0		HOME	0- 0	1- 1		4- 0	
6- 5	0- 0		0- 1		AWAY	0- 0	0- 2		6- 2	
0- 0	0- 0		0- 0		NEUTRAL	0- 0	0- 0		0- 0	
2- 4	0- 0		0- 1		NON-CONFERENCE	0- 0	0- 1		2- 2	
1- 0	0- 0		0- 0		HOME	0- 0	0- 0		1- 0	
1- 4	0- 0		0- 1		AWAY	0- 0	0- 1		1- 2	
0- 0	0- 0		0- 0		NEUTRAL	0- 0	0- 0		0- 0	
9- 2	0- 0		0- 0		CONFERENCE	0- 0	1- 2		8- 0	
4- 1	0- 0		0- 0		HOME	0- 0	1- 1		3- 0	
5- 1	0- 0		0- 0		AWAY	0- 0	0- 1		5- 0	
0- 0	0- 0		0- 0		NEUTRAL	0- 0	0- 0		0- 0	

RPI 1-25				RPI 26-50				RPI 51-100				RPI 101+ Team's RPI: 143			
RPI	S	Opponent	Score	RPI	S	Opponent	Score	RPI	S	Opponent	Score	RPI	S	Opponent	Score
				39	A	Oklahoma	71 95					114	H	SFA	63 55
												120	H	Abilene Christian	73 81
												123	A	A&M-Corpus Christi	54 57
												141	A	Texas Tech	57 99
												152	H	Louisiana	77 73
												158	A	New Orleans	78 46
												212	H	Lamar University	68 47
												214	A	Central Ark.	72 54
												222	A	Southeastern La.	84 69
												253	A	Oral Roberts	41 64
												272	A	Ole Miss	69 75
												288	H	Nicholls St.	87 71
												299	A	UTSA	81 77
												310	A	Houston Baptist	97 69
												333	H	McNeese	92 59
												342	A	Northwestern St.	79 69
LAST 10 Division I															
				114	H	SFA	63 55					214	A	Central Ark.	72 54
				123	A	A&M-Corpus Christi	54 57					222	A	Southeastern La.	84 69
				120	H	Abilene Christian	73 81					288	H	Nicholls St.	87 71
				310	A	Houston Baptist	97 69					333	H	McNeese	92 59
				212	H	Lamar University	68 47					158	A	New Orleans	78 46

Non-Div I Games:	Jarvis Christian	114	46	Howard Payne	91	49	Wiley	102	52
------------------	------------------	-----	----	--------------	----	----	-------	-----	----

Sam Houston St.

Loss, Non-Conf, S Site, H Home A Away N Neutral

Average RPI Win:	259	WON-LOST	WINNING	LAST 10	STRENGTH OF	OPP. STRENGTH	TEAM	ADJ.	CONF.	ADJ CONF.
Average RPI Loss:	103	RECORD	PCT. RANK	GAMES	SCHEDULE	OF SCHEDULE	RPI	RPI	RPI	RPI
DIV. I ONLY	10- 11	189	8-2	142	223	146	146	25	25	
DIV. I NON-CONF.	4- 10	259	2-1	60	223	157	157	23	23	
TOTALS	RPI 1-25	RPI 26-50	W-L RECORDS	RPI 51-100	RPI 101-150	RPI 150+				
10- 11	0- 2	0- 1	OVERALL	0- 2	0- 3	10- 3				
3- 3	0- 0	0- 1	HOME	0- 1	0- 0	3- 1				
6- 8	0- 2	0- 0	AWAY	0- 1	0- 3	6- 2				
1- 0	0- 0	0- 0	NEUTRAL	0- 0	0- 0	1- 0				
4- 10	0- 2	0- 1	NON-CONFERENCE	0- 2	0- 3	4- 2				
0- 3	0- 0	0- 1	HOME	0- 1	0- 0	0- 1				
3- 7	0- 2	0- 0	AWAY	0- 1	0- 3	3- 1				
1- 0	0- 0	0- 0	NEUTRAL	0- 0	0- 0	1- 0				
6- 1	0- 0	0- 0	CONFERENCE	0- 0	0- 0	6- 1				
3- 0	0- 0	0- 0	HOME	0- 0	0- 0	3- 0				
3- 1	0- 0	0- 0	AWAY	0- 0	0- 0	3- 1				
0- 0	0- 0	0- 0	NEUTRAL	0- 0	0- 0	0- 0				

RPI 1-25				RPI 26-50				RPI 51-100				RPI 101+ Team's RPI: 146			
RPI	S	Opponent	Score	RPI	S	Opponent	Score	RPI	S	Opponent	Score	RPI	S	Opponent	Score
23	A	Florida St.	59 88	32	H	Western Ky.	84 88	64	H	Troy	65 74	109	A	UAB	69 76
24	A	Kentucky	49 79					69	A	UT Martin	75 80	115	A	Fordham	37 68
												118	A	Florida	48 84
												151	A	UNC Greensboro	56 42
												164	H	Tennessee Tech	57 72
												174	A	North Ala.	79 63
												194	A	Furman	69 77
												206	A	Murray St.	84 56
												219	H	Chattanooga	60 46
												225	A	Kennesaw St.	55 60
												260	H	ETSU	68 34
												269	A	Wofford	74 58
												311	N	Hofstra	65 45
												331	H	Mercer	72 64
												332	A	Alabama St.	83 48
												337	A	Western Caro.	62 50
LAST 10 Division I															
151	A	UNC Greensboro	56 42	194	A	Furman	69 77								
337	A	Western Caro.	62 50	269	A	Wofford	74 58								
260	H	ETSU	68 34	311	N	Hofstra	65 45								
219	H	Chattanooga	60 46	115	A	Fordham	37 68								
331	H	Mercer	72 64	206	A	Murray St.	84 56								

Non-Div I Games: Montevallo 81 60

Samford

■ Loss, 
 ■ Non-Conf, 
 ■ S Site, 
 ■ Home 
 ■ A Away 
 N Neutral

Average RPI Win:	213	WON-LOST	WINNING	LAST 10	STRENGTH OF	OPP. STRENGTH	TEAM	ADJ.	CONF.	ADJ CONF.
Average RPI Loss:	116	RECORD	PCT. RANK	GAMES	SCHEDULE	OF SCHEDULE	RPI	RPI	RPI	RPI
DIV. I ONLY	12- 9	128	7-3	113	159	124	124	11	11	
DIV. I NON-CONF.	5- 5	164	0	202	312	228	228	11	11	
TOTALS	RPI 1-25	RPI 26-50	W-L RECORDS	RPI 51-100	RPI 101-150	RPI 150+				
12- 9	0- 2	0- 0	OVERALL	0- 1	1- 4	11- 2				
6- 5	0- 1	0- 0	HOME	0- 0	0- 3	6- 1				
6- 4	0- 1	0- 0	AWAY	0- 1	1- 1	5- 1				
0- 0	0- 0	0- 0	NEUTRAL	0- 0	0- 0	0- 0				
5- 5	0- 0	0- 0	NON-CONFERENCE	0- 0	0- 4	5- 1				
3- 4	0- 0	0- 0	HOME	0- 0	0- 3	3- 1				
2- 1	0- 0	0- 0	AWAY	0- 0	0- 1	2- 0				
0- 0	0- 0	0- 0	NEUTRAL	0- 0	0- 0	0- 0				
7- 4	0- 2	0- 0	CONFERENCE	0- 1	1- 0	6- 1				
3- 1	0- 1	0- 0	HOME	0- 0	0- 0	3- 0				
4- 3	0- 1	0- 0	AWAY	0- 1	1- 0	3- 1				
0- 0	0- 0	0- 0	NEUTRAL	0- 0	0- 0	0- 0				

RPI	S	Opponent	Score	RPI	S	Opponent	Score	RPI	S	Opponent	Score	RPI	S	Opponent	Score	Team's RPI: 124
5	A	Gonzaga	46 57					65	A	BYU	36 52	108	A	Pacific	66 64	
5	H	Gonzaga	42 57									111	H	Idaho	32 65	
												132	H	Washington	47 65	
												137	A	San Jose St.	82 88	
												141	H	Texas Tech	60 64	
												154	A	Portland	62 58	
												154	H	Portland	74 55	
												172	A	Saint Mary's (CA)	72 54	
												181	H	Santa Clara	50 47	
												193	H	Towson	81 67	
												218	A	Pepperdine	57 73	
												223	H	San Francisco	54 50	
												234	H	Cal St. Fullerton	67 72	
												243	A	San Diego St.	70 47	
												262	A	LMU (CA)	67 59	
												271	H	CSUN	59 40	
												278	H	Monmouth	57 49	
												315	A	Air Force	70 59	
LAST 10 Division I																
154	A	Portland	62 58	172	A	Saint Mary's (CA)	72 54									
5	A	Gonzaga	46 57	65	A	BYU	36 52									
223	H	San Francisco	54 50	5	H	Gonzaga	42 57									
181	H	Santa Clara	50 47	154	H	Portland	74 55									
108	A	Pacific	66 64	262	A	LMU (CA)	67 59									

Non-Div I Games: Biola 81 28

San Diego

■ Loss, 
 ■ Non-Conf, 
 ■ S Site, 
 ■ Home 
 ■ A Away 
 N Neutral

Average RPI Win:	246	WON-LOST	WINNING	LAST 10	STRENGTH OF	OPP. STRENGTH	TEAM	ADJ.	CONF.	ADJ CONF.
Average RPI Loss:	178	RECORD	PCT. RANK	GAMES	SCHEDULE	OF SCHEDULE	RPI	RPI	RPI	RPI
DIV. I ONLY	10- 13	220	5-5	197	274	243	243	17	17	
DIV. I NON-CONF.	4- 7	225	0	272	323	300	300	24	24	
TOTALS	RPI 1-25	RPI 26-50	W-L RECORDS	RPI 51-100	RPI 101-150	RPI 150+				
10- 13	0- 0	0- 0	OVERALL	0- 2	0- 4	10- 7				
7- 6	0- 0	0- 0	HOME	0- 1	0- 2	7- 3				
3- 7	0- 0	0- 0	AWAY	0- 1	0- 2	3- 4				
0- 0	0- 0	0- 0	NEUTRAL	0- 0	0- 0	0- 0				
4- 7	0- 0	0- 0	NON-CONFERENCE	0- 0	0- 2	4- 5				
2- 5	0- 0	0- 0	HOME	0- 0	0- 2	2- 3				
2- 2	0- 0	0- 0	AWAY	0- 0	0- 0	2- 2				
0- 0	0- 0	0- 0	NEUTRAL	0- 0	0- 0	0- 0				
6- 6	0- 0	0- 0	CONFERENCE	0- 2	0- 2	6- 2				
5- 1	0- 0	0- 0	HOME	0- 1	0- 0	5- 0				
1- 5	0- 0	0- 0	AWAY	0- 1	0- 2	1- 2				
0- 0	0- 0	0- 0	NEUTRAL	0- 0	0- 0	0- 0				

RPI 1-25				RPI 26-50				RPI 51-100				RPI 101+				Team's RPI: 243	
RPI	S	Opponent	Score	RPI	S	Opponent	Score	RPI	S	Opponent	Score	RPI	S	Opponent	Score		
								70	A	Fresno St.	54	79	101	A	Boise St.	72	86
								70	H	Fresno St.	60	65	124	H	San Diego	47	70
													128	H	California	48	74
													137	A	San Jose St.	67	84
													187	H	UNLV	48	39
													188	A	Wyoming	67	81
													188	H	Wyoming	67	60
													192	A	Hawaii	58	61
													193	H	Towson	80	72
													203	H	Arkansas St.	62	71
													204	H	New Mexico	75	74
													234	H	Cal St. Fullerton	55	45
													265	A	UC Santa Barbara	52	64
													267	H	Colorado St.	59	49
													271	H	CSUN	69	74
													281	H	Alabama A&M	53	61
													289	A	Nevada	69	70
													293	A	Utah St.	59	51
													293	H	Utah St.	66	62
													300	A	California Baptist	80	68
													304	A	Incarnate Word	57	48
LAST 10 Division I																	
				293	A	Utah St.	59	51	70	H	Fresno St.	60	65				
				204	H	New Mexico	75	74	101	A	Boise St.	72	86				
				187	H	UNLV	48	39	188	H	Wyoming	67	60				
				188	A	Wyoming	67	81	293	H	Utah St.	66	62				
				289	A	Nevada	69	70	70	A	Fresno St.	54	79				

Non-Div I Games: Westcliff 77 56

San Diego St.



## San Francisco

Through Games Of Feb. 3, 2020

Average RPI Win:	236	WON-LOST	WINNING	LAST 10	STRENGTH OF	OPP. STRENGTH	TEAM	ADJ.	CONF.	ADJ CONF.
Average RPI Loss:	123	RECORD	PCT. RANK	GAMES	SCHEDULE	OF SCHEDULE	RPI	RPI	RPI	RPI
DIV. I ONLY	8- 14	251	1-9	140	134	223	223	11	11	
DIV. I NON-CONF.	7- 5	131	0	131	229	126	126	11	11	
TOTALS	RPI 1-25	RPI 26-50	W-L RECORDS	RPI 51-100	RPI 101-150	RPI 150+				
8- 14	0- 3	0- 0	OVERALL	0- 1	1- 4	7- 6				
3- 7	0- 2	0- 0	HOME	0- 0	0- 2	3- 3				
2- 6	0- 0	0- 0	AWAY	0- 1	0- 2	2- 3				
3- 1	0- 1	0- 0	NEUTRAL	0- 0	1- 0	2- 0				
7- 5	0- 2	0- 0	NON-CONFERENCE	0- 0	1- 2	6- 1				
3- 2	0- 1	0- 0	HOME	0- 0	0- 1	3- 0				
1- 2	0- 0	0- 0	AWAY	0- 0	0- 1	1- 1				
3- 1	0- 1	0- 0	NEUTRAL	0- 0	1- 0	2- 0				
1- 9	0- 1	0- 0	CONFERENCE	0- 1	0- 2	1- 5				
0- 5	0- 1	0- 0	HOME	0- 0	0- 1	0- 3				
1- 4	0- 0	0- 0	AWAY	0- 1	0- 1	1- 2				
0- 0	0- 0	0- 0	NEUTRAL	0- 0	0- 0	0- 0				

RPI S	Opponent	Score	RPI S	Opponent	Score	RPI S	Opponent	Score	RPI S	Opponent	Score	Team's RPI: 223
4	H Stanford	71 97				65	A BYU	44 57	108	H Pacific	61 84	
5	H Gonzaga	46 69							111	H Idaho	60 66	
14	N Mississippi St.	38 73							124	A San Diego	50 54	
									132	A Washington	54 73	
									149	N Houston	80 57	
									154	H Portland	66 73	
									168	A UC Davis	67 79	
									172	H Saint Mary's (CA)	79 86	
									181	A Santa Clara	72 66	
									181	H Santa Clara	72 80	
									218	A Pepperdine	70 82	
									221	A Northern Colo.	90 83	
									231	N Bowling Green	64 56	
									234	H Cal St. Fullerton	71 63	
									262	A LMU (CA)	69 76	
									271	H CSUN	79 61	
									297	N UC Irvine	68 61	
									306	H Sacramento St.	87 82	
LAST 10 Division I												
181	A Santa Clara	72 66	218	A Pepperdine	70 82							
124	A San Diego	50 54	262	A LMU (CA)	69 76							
65	A BYU	44 57	181	H Santa Clara	72 80							
5	H Gonzaga	46 69	108	H Pacific	61 84							
154	H Portland	66 73	172	H Saint Mary's (CA)	79 86							

Non-Div I Games:

San Francisco

■ Loss, 
■ Non-Conf, 
■ S Site, 
■ H Home 
■ A Away 
N Neutral

Average RPI Win:	228	WON-LOST	WINNING	LAST 10	STRENGTH OF	OPP. STRENGTH	TEAM	ADJ.	CONF.	ADJ CONF.
Average RPI Loss:	166	RECORD	PCT. RANK	GAMES	SCHEDULE	OF SCHEDULE	RPI	RPI	RPI	RPI
DIV. I ONLY	14- 7	76	7-3	267	197	137	137	17	17	
DIV. I NON-CONF.	5- 5	164	0-1	306	194	244	244	24	24	
TOTALS	RPI 1-25	RPI 26-50	W-L RECORDS	RPI 51-100	RPI 101-150	RPI 150+				
14- 7	0- 0	0- 0	OVERALL	1- 2	2- 0	11- 5				
8- 1	0- 0	0- 0	HOME	1- 1	2- 0	5- 0				
6- 4	0- 0	0- 0	AWAY	0- 0	0- 0	6- 4				
0- 2	0- 0	0- 0	NEUTRAL	0- 1	0- 0	0- 1				
5- 5	0- 0	0- 0	NON-CONFERENCE	1- 1	1- 0	3- 4				
4- 0	0- 0	0- 0	HOME	1- 0	1- 0	2- 0				
1- 3	0- 0	0- 0	AWAY	0- 0	0- 0	1- 3				
0- 2	0- 0	0- 0	NEUTRAL	0- 1	0- 0	0- 1				
9- 2	0- 0	0- 0	CONFERENCE	0- 1	1- 0	8- 1				
4- 1	0- 0	0- 0	HOME	0- 1	1- 0	3- 0				
5- 1	0- 0	0- 0	AWAY	0- 0	0- 0	5- 1				
0- 0	0- 0	0- 0	NEUTRAL	0- 0	0- 0	0- 0				

RPI 1-25			RPI 26-50			RPI 51-100			RPI 101+ Team's RPI: 137		
RPI	S	Opponent	Score	RPI	S	Opponent	Score	RPI	S	Opponent	Score
								65	N	BYU	56 75
								70	H	Fresno St.	76 85
								91	H	Buffalo	95 88

Non-Div I Games: La Verne 128 62

San Jose St.

Santa Clara

Through Games Of Feb. 3, 2020

Average RPI Win: <b>166</b>	WON-LOST	WINNING	LAST 10	STRENGTH OF	OPP. STRENGTH	TEAM	ADJ.	CONF.	ADJ CONF.
Average RPI Loss: <b>143</b>	RECORD	PCT. RANK	GAMES	SCHEDULE	OF SCHEDULE	RPI	RPI	RPI	RPI
DIV. I ONLY	7- 13	257	2-8	84	120	181	181	11	11
DIV. I NON-CONF.	5- 5	164	0	53	175	90	90	11	11
TOTALS	RPI 1-25	RPI 26-50	W-L RECORDS	RPI 51-100	RPI 101-150	RPI 150+			
7- 13	0- 2	0- 1	OVERALL	1- 1	2- 2	4- 7			
3- 5	0- 1	0- 0	HOME	1- 0	2- 0	0- 4			
3- 7	0- 1	0- 1	AWAY	0- 1	0- 2	3- 2			
1- 1	0- 0	0- 0	NEUTRAL	0- 0	0- 0	1- 1			
5- 5	0- 1	0- 1	NON-CONFERENCE	1- 0	1- 1	3- 2			
2- 1	0- 0	0- 0	HOME	1- 0	1- 0	0- 1			
2- 3	0- 1	0- 1	AWAY	0- 0	0- 1	2- 0			
1- 1	0- 0	0- 0	NEUTRAL	0- 0	0- 0	1- 1			
2- 8	0- 1	0- 0	CONFERENCE	0- 1	1- 1	1- 5			
1- 4	0- 1	0- 0	HOME	0- 0	1- 0	0- 3			
1- 4	0- 0	0- 0	AWAY	0- 1	0- 1	1- 2			
0- 0	0- 0	0- 0	NEUTRAL	0- 0	0- 0	0- 0			

RPI 1-25				RPI 26-50				RPI 51-100				RPI 101+ Team's RPI: 181			
RPI	S	Opponent	Score	RPI	S	Opponent	Score	RPI	S	Opponent	Score	RPI	S	Opponent	Score
5	H	Gonzaga	52 <b>67</b>	26	A	Arizona	52 <b>65</b>	65	A	BYU	48 <b>71</b>	108	H	Pacific	75 65
9	A	Missouri St.	64 <b>71</b>					70	H	Fresno St.	90 66	124	A	San Diego	47 <b>50</b>
												128	A	California	65 <b>69</b>
												137	H	San Jose St.	89 81
												154	H	Portland	77 <b>80</b>
												168	A	UC Davis	62 61
												172	H	Saint Mary's (CA)	87 <b>95</b>
												184	N	Montana	68 58
												211	N	Delaware	80 <b>81</b>
												218	A	Pepperdine	71 <b>79</b>
												223	A	San Francisco	80 72
												223	H	San Francisco	66 <b>72</b>
												259	H	Long Beach St.	46 <b>54</b>
												262	A	LMU (CA)	59 <b>75</b>
												271	A	CSUN	76 55
LAST 10 Division I															
223	H	San Francisco	66 <b>72</b>	262	A	LMU (CA)	59 <b>75</b>								
65	A	BYU	48 <b>71</b>	218	A	Pepperdine	71 <b>79</b>								
124	A	San Diego	47 <b>50</b>	223	A	San Francisco	80 72								
154	H	Portland	77 <b>80</b>	172	H	Saint Mary's (CA)	87 <b>95</b>								
5	H	Gonzaga	52 <b>67</b>	108	H	Pacific	75 65								

Non-Div I Games: UC Santa Cruz 109 51

Santa Clara

Loss, Non-Conf, S Site, H Home A Away N Neutral

Average RPI Win: <b>288</b>	WON-LOST	WINNING	LAST 10	STRENGTH OF	OPP. STRENGTH	TEAM	ADJ.	CONF.	ADJ CONF.
Average RPI Loss: <b>225</b>	RECORD	PCT. RANK	GAMES	SCHEDULE	OF SCHEDULE	RPI	RPI	RPI	RPI
DIV. I ONLY	6- 12	263	4-6	328	344	313	313	32	32
DIV. I NON-CONF.	3- 7	252	1-1	268	322	304	304	32	32
TOTALS	RPI 1-25	RPI 26-50	W-L RECORDS	RPI 51-100	RPI 101-150	RPI 150+			
6- 12	0- 0	0- 0	OVERALL	0- 1	0- 2	6- 9			
4- 4	0- 0	0- 0	HOME	0- 1	0- 1	4- 2			
2- 8	0- 0	0- 0	AWAY	0- 0	0- 1	2- 7			
0- 0	0- 0	0- 0	NEUTRAL	0- 0	0- 0	0- 0			
3- 7	0- 0	0- 0	NON-CONFERENCE	0- 1	0- 2	3- 4			
2- 2	0- 0	0- 0	HOME	0- 1	0- 1	2- 0			
1- 5	0- 0	0- 0	AWAY	0- 0	0- 1	1- 4			
0- 0	0- 0	0- 0	NEUTRAL	0- 0	0- 0	0- 0			
3- 5	0- 0	0- 0	CONFERENCE	0- 0	0- 0	3- 5			
2- 2	0- 0	0- 0	HOME	0- 0	0- 0	2- 2			
1- 3	0- 0	0- 0	AWAY	0- 0	0- 0	1- 3			
0- 0	0- 0	0- 0	NEUTRAL	0- 0	0- 0	0- 0			

RPI S	Opponent	Score	RPI S	Opponent	Score	RPI S	Opponent	Score	RPI S	Opponent	Score	Team's RPI: 313
						93	H Montana St.	65 73	111	H Idaho	84 90	
									132	A Washington	46 78	
									161	A Northern Ariz.	80 88	
									199	H CSU Bakersfield	63 57	
									232	A Idaho St.	48 73	
									234	A Cal St. Fullerton	63 81	
									248	H UMKC	65 76	
									251	H Grand Canyon	48 56	
									259	H Long Beach St.	66 54	
									293	A Utah St.	63 70	
									300	A California Baptist	83 49	
									301	A UTRGV	81 85	
									306	H Sacramento St.	88 84	
									317	A Cal Poly	72 49	
									321	A New Mexico St.	65 83	
									326	A Utah Valley	58 70	
									349	H Chicago St.	80 51	
LAST 10 Division I												
300	A	California Baptist	83	49	326	A	Utah Valley	58	70			
199	H	CSU Bakersfield	63	57	349	H	Chicago St.	80	51			
251	H	Grand Canyon	48	56	248	H	UMKC	65	76			
321	A	New Mexico St.	65	83	234	A	Cal St. Fullerton	63	81			
301	A	UTRGV	81	85	317	A	Cal Poly	72	49			

Non-Div I Games: Warner Pacific 89 47 Saint Martin's 91 81 Central Wash. 75 65

Seattle U

Loss, Non-Conf, S Site, H Home A Away N Neutral

Average RPI Win:	169	WON-LOST	WINNING	LAST 10	STRENGTH OF	OPP. STRENGTH	TEAM	ADJ.	CONF.	ADJ CONF.
Average RPI Loss:	56	RECORD	PCT. RANK	GAMES	SCHEDULE	OF SCHEDULE	RPI	RPI	RPI	RPI
DIV. I ONLY	14- 8	96	6-4	75	64	77	77	6	6	
DIV. I NON-CONF.	7- 4	100	0	55	107	78	78	6	6	
TOTALS	RPI 1-25	RPI 26-50	W-L RECORDS	RPI 51-100	RPI 101-150	RPI 150+				
14- 8	0- 3	1- 2	OVERALL	3- 2	2- 1	8- 0				
7- 4	0- 2	1- 1	HOME	0- 1	2- 0	4- 0				
5- 3	0- 1	0- 1	AWAY	2- 0	0- 1	3- 0				
2- 1	0- 0	0- 0	NEUTRAL	1- 1	0- 0	1- 0				
7- 4	0- 2	0- 0	NON-CONFERENCE	1- 1	1- 1	5- 0				
4- 2	0- 2	0- 0	HOME	0- 0	1- 0	3- 0				
1- 1	0- 0	0- 0	AWAY	0- 0	0- 1	1- 0				
2- 1	0- 0	0- 0	NEUTRAL	1- 1	0- 0	1- 0				
7- 4	0- 1	1- 2	CONFERENCE	2- 1	1- 0	3- 0				
3- 2	0- 0	1- 1	HOME	0- 1	1- 0	1- 0				
4- 2	0- 1	0- 1	AWAY	2- 0	0- 0	2- 0				
0- 0	0- 0	0- 0	NEUTRAL	0- 0	0- 0	0- 0				

RPI 1-25				RPI 26-50				RPI 51-100 Team's RPI: 77				RPI 101+			
RPI	S	Opponent	Score	RPI	S	Opponent	Score	RPI	S	Opponent	Score	RPI	S	Opponent	Score
10	H	UConn	78 92	30	H	Creighton	82 70	87	N	Georgia Tech	54 79	106	H	VCU	53 33
19	H	Princeton	76 78	35	A	Marquette	60 81	88	A	Villanova	65 63	131	H	Providence	97 55
20	A	DePaul	68 85	50	H	St. John's (NY)	66 82	88	H	Villanova	55 61	136	A	Lehigh	68 75
								94	A	Butler	67 62	157	H	Lafayette	74 50
								99	N	Vanderbilt	69 65	207	H	Fairfield	74 44
												208	N	Saint Joseph's	55 39
												238	A	Iona	89 37
												240	A	Xavier	83 61
												241	A	Georgetown	61 47
												241	H	Georgetown	79 60
												284	H	Sacred Heart	95 69
LAST 10 Division I															
				88	A	Villanova	65 63	35	A	Marquette	60 81				
				241	A	Georgetown	61 47	20	A	DePaul	68 85				
				50	H	St. John's (NY)	66 82	241	H	Georgetown	79 60				
				131	H	Providence	97 55	88	H	Villanova	55 61				
				30	H	Creighton	82 70	240	A	Xavier	83 61				

Non-Div I Games:

Seton Hall

■ Loss, 
 ■ Non-Conf, 
 ■ S Site, 
 ■ H Home 
 ■ A Away 
 N Neutral

Average RPI Win:	301	WON-LOST	WINNING	LAST 10	STRENGTH OF	OPP. STRENGTH	TEAM	ADJ.	CONF.	ADJ CONF.
Average RPI Loss:	183	RECORD	PCT. RANK	GAMES	SCHEDULE	OF SCHEDULE	RPI	RPI	RPI	RPI
DIV. I ONLY	6- 13	275	4-6	261	347	308	308	24	24	
DIV. I NON-CONF.	2- 7	288	0	114	344	289	289	25	25	
TOTALS	RPI 1-25	RPI 26-50	W-L RECORDS	RPI 51-100	RPI 101-150	RPI 150+				
6- 13	0- 0	0- 0	OVERALL	0- 2	0- 3	6- 8				
5- 4	0- 0	0- 0	HOME	0- 0	0- 0	5- 4				
1- 9	0- 0	0- 0	AWAY	0- 2	0- 3	1- 4				
0- 0	0- 0	0- 0	NEUTRAL	0- 0	0- 0	0- 0				
2- 7	0- 0	0- 0	NON-CONFERENCE	0- 1	0- 3	2- 3				
2- 1	0- 0	0- 0	HOME	0- 0	0- 0	2- 1				
0- 6	0- 0	0- 0	AWAY	0- 1	0- 3	0- 2				
0- 0	0- 0	0- 0	NEUTRAL	0- 0	0- 0	0- 0				
4- 6	0- 0	0- 0	CONFERENCE	0- 1	0- 0	4- 5				
3- 3	0- 0	0- 0	HOME	0- 0	0- 0	3- 3				
1- 3	0- 0	0- 0	AWAY	0- 1	0- 0	1- 2				
0- 0	0- 0	0- 0	NEUTRAL	0- 0	0- 0	0- 0				

RPI 1-25				RPI 26-50				RPI 51-100				RPI 101+				Team's RPI: 308	
RPI	S	Opponent	Score	RPI	S	Opponent	Score	RPI	S	Opponent	Score	RPI	S	Opponent	Score		
								82	A	Colgate	51	88	102	A	Penn	44	92
								85	A	Rider	66	70	125	A	Harvard	51	68
													127	A	Massachusetts	55	61
													165	H	Quinnipiac	52	66
													180	A	Fla. Atlantic	39	83
													183	H	Binghamton	62	89
													207	H	Fairfield	35	65
													217	H	Manhattan	50	80
													249	A	Niagara	61	68
													249	H	Niagara	59	54
													278	H	Monmouth	51	39
													284	H	Sacred Heart	68	57
													312	H	Albany (NY)	52	46
													323	A	Fairleigh Dickinson	58	67
													336	A	Saint Peter's	83	87
													341	A	Canisius	68	63
													341	H	Canisius	72	43
LAST 10 Division I																	
				341	H	Canisius	72	43				341	A	Canisius	68	63	
				249	H	Niagara	59	54				249	A	Niagara	61	68	
				278	H	Monmouth	51	39				336	A	Saint Peter's	83	87	
				85	A	Rider	66	70				165	H	Quinnipiac	52	66	
				217	H	Manhattan	50	80				207	H	Fairfield	35	65	

Non-Div I Games:

Siena

■ Loss, 
 ■ Non-Conf, 
 ■ S Site, 
 ■ H Home 
 ■ A Away 
 N Neutral

# South Alabama

Through Games Of Feb. 3, 2020

Average RPI Win:	265	WON-LOST	WINNING	LAST 10	STRENGTH OF	OPP. STRENGTH	TEAM	ADJ.	CONF.	ADJ CONF.
Average RPI Loss:	129	RECORD	PCT. RANK	GAMES	SCHEDULE	OF SCHEDULE	RPI	RPI	RPI	RPI
DIV. I ONLY	8- 11	227	5-5	232	185	250	250	21	21	
DIV. I NON-CONF.	3- 7	252	0-1	231	75	279	279	20	20	
TOTALS	RPI 1-25	RPI 26-50	W-L RECORDS	RPI 51-100	RPI 101-150	RPI 150+				
8- 11	0- 0	0- 1	OVERALL	0- 2	2- 4	6- 4				
5- 6	0- 0	0- 1	HOME	0- 1	1- 3	4- 1				
3- 5	0- 0	0- 0	AWAY	0- 1	1- 1	2- 3				
0- 0	0- 0	0- 0	NEUTRAL	0- 0	0- 0	0- 0				
3- 7	0- 0	0- 1	NON-CONFERENCE	0- 1	2- 2	1- 3				
2- 4	0- 0	0- 1	HOME	0- 1	1- 1	1- 1				
1- 3	0- 0	0- 0	AWAY	0- 0	1- 1	0- 2				
0- 0	0- 0	0- 0	NEUTRAL	0- 0	0- 0	0- 0				
5- 4	0- 0	0- 0	CONFERENCE	0- 1	0- 2	5- 1				
3- 2	0- 0	0- 0	HOME	0- 0	0- 2	3- 0				
2- 2	0- 0	0- 0	AWAY	0- 1	0- 0	2- 1				
0- 0	0- 0	0- 0	NEUTRAL	0- 0	0- 0	0- 0				

RPI S	Opponent	Score	RPI S	Opponent	Score	RPI S	Opponent	Score	RPI S	Opponent	Score	Team's RPI: 250
46	H Rutgers	56 77	64	A Troy	68 85	72	H Alabama	62 74	109	A UAB	61 77	
									109	H UT Arlington	45 68	
									121	H Auburn	62 82	
									123	H A&M-Corpus Christi	83 82	
									126	H Coastal Caro.	62 71	
									140	A Tulane	62 53	
									152	A Louisiana	68 73	
									171	H Miami (OH)	73 76	
									191	A Southern Miss.	55 62	
									260	A ETSU	60 65	
									275	H Texas St.	78 76	
									276	H Appalachian St.	81 66	
									295	A Ga. Southern	71 65	
									327	A Georgia St.	81 64	
									340	H Tennessee St.	70 48	
									346	H La.-Monroe	72 63	
LAST 10 Division I												
64	A Troy	68 85	346	H La.-Monroe	72 63							
275	H Texas St.	78 76	152	A Louisiana	68 73							
109	H UT Arlington	45 68	126	H Coastal Caro.	62 71							
295	A Ga. Southern	71 65	276	H Appalachian St.	81 66							
327	A Georgia St.	81 64	260	A ETSU	60 65							

Non-Div I Games: William Carey 68 52 Mobile 103 59

South Alabama

Loss, Non-Conf, S Site, H Home A Away N Neutral

# South Carolina

Through Games Of Feb. 3, 2020

Average RPI Win:	108	WON-LOST	WINNING	LAST 10	STRENGTH OF	OPP. STRENGTH	TEAM	ADJ.	CONF.	ADJ CONF.
Average RPI Loss:	13	RECORD	PCT. RANK	GAMES	SCHEDULE	OF SCHEDULE	RPI	RPI	RPI	RPI
DIV. I ONLY	21- 1	2	10-0	20	7	2	2	4	4	
DIV. I NON-CONF.	12- 1	9	1-0	45	7	6	6	5	5	
TOTALS	RPI 1-25	RPI 26-50		W-L RECORDS		RPI 51-100	RPI 101-150	RPI 150+		
21- 1	4- 1	5- 0		OVERALL		6- 0	1- 0	5- 0		
10- 0	2- 0	5- 0		HOME		0- 0	0- 0	3- 0		
9- 0	1- 0	0- 0		AWAY		5- 0	1- 0	2- 0		
2- 1	1- 1	0- 0		NEUTRAL		1- 0	0- 0	0- 0		
12- 1	2- 1	3- 0		NON-CONFERENCE		3- 0	0- 0	4- 0		
6- 0	0- 0	3- 0		HOME		0- 0	0- 0	3- 0		
4- 0	1- 0	0- 0		AWAY		2- 0	0- 0	1- 0		
2- 1	1- 1	0- 0		NEUTRAL		1- 0	0- 0	0- 0		
9- 0	2- 0	2- 0		CONFERENCE		3- 0	1- 0	1- 0		
4- 0	2- 0	2- 0		HOME		0- 0	0- 0	0- 0		
5- 0	0- 0	0- 0		AWAY		3- 0	1- 0	1- 0		
0- 0	0- 0	0- 0		NEUTRAL		0- 0	0- 0	0- 0		

RPI	S	Opponent	Score	RPI	S	Opponent	Score	RPI	S	Opponent	Score	RPI	S	Opponent	Score
7	N	Baylor	74 59	33	H	Purdue	85 49	54	A	Temple	78 71	148	A	Missouri	78 45
8	A	Maryland	63 54	41	H	Arkansas	91 82	72	A	Alabama	93 78	176	A	Clemson	84 48
13	N	Indiana	57 71	42	H	Duke	89 46	75	A	Georgia	88 53	272	A	Ole Miss	87 32
14	H	Mississippi St.	81 79	43	H	Tennessee	69 48	78	A	Dayton	75 49	276	H	Appalachian St.	92 50
24	H	Kentucky	99 72	47	H	South Dakota	73 60	83	N	Washington St.	68 53	332	H	Alabama St.	103 43
								99	A	Vanderbilt	93 57	338	H	USC Upstate	112 32
LAST 10 Division I															
43	H	Tennessee	69 48	99	A	Vanderbilt	93 57	41	H	Arkansas	91 82	72	A	Alabama	93 78
272	A	Ole Miss	87 32	75	A	Georgia	88 53	24	H	Kentucky	99 72	148	A	Missouri	78 45
14	H	Mississippi St.	81 79	47	H	South Dakota	73 60								

Non-Div I Games:

South Carolina

Loss, Non-Conf, S Site, H Home A Away N Neutral



Average RPI Win:	336	WON-LOST	WINNING	LAST 10	STRENGTH OF	OPP. STRENGTH	TEAM	ADJ.	CONF.	ADJ CONF.
Average RPI Loss:	241	RECORD	PCT. RANK	GAMES	SCHEDULE	OF SCHEDULE	RPI	RPI	RPI	RPI
DIV. I ONLY	3- 19	334	2-8	343	350	350	350	30	30	
DIV. I NON-CONF.	1- 12	335	0-1	330	350	347	347	30	30	
TOTALS	RPI 1-25	RPI 26-50	W-L RECORDS	RPI 51-100	RPI 101-150	RPI 150+				
3- 19	0- 0	0- 0	OVERALL	0- 0	0- 3	3- 16				
1- 7	0- 0	0- 0	HOME	0- 0	0- 1	1- 6				
2- 11	0- 0	0- 0	AWAY	0- 0	0- 2	2- 9				
0- 1	0- 0	0- 0	NEUTRAL	0- 0	0- 0	0- 1				
1- 12	0- 0	0- 0	NON-CONFERENCE	0- 0	0- 1	1- 11				
0- 5	0- 0	0- 0	HOME	0- 0	0- 0	0- 5				
1- 6	0- 0	0- 0	AWAY	0- 0	0- 1	1- 5				
0- 1	0- 0	0- 0	NEUTRAL	0- 0	0- 0	0- 1				
2- 7	0- 0	0- 0	CONFERENCE	0- 0	0- 2	2- 5				
1- 2	0- 0	0- 0	HOME	0- 0	0- 1	1- 1				
1- 5	0- 0	0- 0	AWAY	0- 0	0- 1	1- 4				
0- 0	0- 0	0- 0	NEUTRAL	0- 0	0- 0	0- 0				

[illegible]

Non-Div I Games:

South Carolina St.

Loss, Non-Conf, S Site, H Home A Away N Neutral

# South Dakota

Through Games Of Feb. 3, 2020

Average RPI Win:	197	WON-LOST	WINNING	LAST 10	STRENGTH OF	OPP. STRENGTH	TEAM	ADJ.	CONF.	ADJ CONF.
Average RPI Loss:	6	RECORD	PCT. RANK	GAMES	SCHEDULE	OF SCHEDULE	RPI	RPI	RPI	RPI
DIV. I ONLY	20- 2	8	10-0	265	54	47	47	20	20	
DIV. I NON-CONF.	10- 2	29	0	103	2	23	23	18	18	
TOTALS	RPI 1-25	RPI 26-50	W-L RECORDS	RPI 51-100	RPI 101-150	RPI 150+				
20- 2	0- 2	3- 0	OVERALL	1- 0	4- 0	12- 0				
10- 1	0- 1	2- 0	HOME	1- 0	1- 0	6- 0				
8- 1	0- 1	0- 0	AWAY	0- 0	3- 0	5- 0				
2- 0	0- 0	1- 0	NEUTRAL	0- 0	0- 0	1- 0				
10- 2	0- 2	3- 0	NON-CONFERENCE	0- 0	4- 0	3- 0				
5- 1	0- 1	2- 0	HOME	0- 0	1- 0	2- 0				
3- 1	0- 1	0- 0	AWAY	0- 0	3- 0	0- 0				
2- 0	0- 0	1- 0	NEUTRAL	0- 0	0- 0	1- 0				
10- 0	0- 0	0- 0	CONFERENCE	1- 0	0- 0	9- 0				
5- 0	0- 0	0- 0	HOME	1- 0	0- 0	4- 0				
5- 0	0- 0	0- 0	AWAY	0- 0	0- 0	5- 0				
0- 0	0- 0	0- 0	NEUTRAL	0- 0	0- 0	0- 0				

RPI 1-25				RPI 26-50				Team's RPI: 47				RPI 51-100				RPI 101+			
RPI	S	Opponent	Score	RPI	S	Opponent	Score	RPI	S	Opponent	Score	RPI	S	Opponent	Score	RPI	S	Opponent	Score
2	A	South Carolina	60 73	27	N	Ohio St.	68 53	67	H	South Dakota St.	83 48	104	A	Utah	84 81				
9	H	Missouri St.	66 74	28	H	Drake	102 94					129	A	Northeastern	80 76				
				30	H	Creighton	72 65					135	A	Green Bay	66 60				
												148	H	Missouri	72 56				
												184	H	Montana	96 64				
												185	N	Northern Ill.	91 48				
												215	A	Western Ill.	96 65				
												253	H	Oral Roberts	79 56				
												286	A	North Dakota St.	80 36				
												287	A	Denver	92 60				
												287	H	Denver	104 61				
												294	A	Omaha	71 39				
												294	H	Omaha	77 44				
												320	A	Purdue Fort Wayne	62 41				
												320	H	Purdue Fort Wayne	79 25				
												343	H	Coppin St.	82 44				
LAST 10 Division I																			
287	A	Denver	92 60	286	A	North Dakota St.	80 36												
294	A	Omaha	71 39	294	H	Omaha	77 44												
253	H	Oral Roberts	79 56	287	H	Denver	104 61												
320	H	Purdue Fort Wayne	79 25	320	A	Purdue Fort Wayne	62 41												
67	H	South Dakota St.	83 48	215	A	Western Ill.	96 65												

Non-Div I Games: Mt. Marty 110 39

South Dakota

Loss, Non-Conf, S Site, H Home A Away N Neutral

Average RPI Win:	218	WON-LOST	WINNING	LAST 10	STRENGTH OF	OPP. STRENGTH	TEAM	ADJ.	CONF.	ADJ CONF.
Average RPI Loss:	26	RECORD	PCT. RANK	GAMES	SCHEDULE	OF SCHEDULE	RPI	RPI	RPI	RPI
DIV. I ONLY	16- 7	67	9-1	123	92	67	67	20	20	
DIV. I NON-CONF.	7- 6	161	0	46	6	76	76	18	18	
TOTALS	RPI 1-25	RPI 26-50	W-L RECORDS	RPI 51-100	RPI 101-150	RPI 150+				
16- 7	0- 3	0- 4	OVERALL	2- 0	2- 0	12- 0				
8- 2	0- 1	0- 1	HOME	1- 0	0- 0	7- 0				
6- 4	0- 1	0- 3	AWAY	0- 0	1- 0	5- 0				
2- 1	0- 1	0- 0	NEUTRAL	1- 0	1- 0	0- 0				
7- 6	0- 3	0- 3	NON-CONFERENCE	2- 0	2- 0	3- 0				
4- 2	0- 1	0- 1	HOME	1- 0	0- 0	3- 0				
1- 3	0- 1	0- 2	AWAY	0- 0	1- 0	0- 0				
2- 1	0- 1	0- 0	NEUTRAL	1- 0	1- 0	0- 0				
9- 1	0- 0	0- 1	CONFERENCE	0- 0	0- 0	9- 0				
4- 0	0- 0	0- 0	HOME	0- 0	0- 0	4- 0				
5- 1	0- 0	0- 1	AWAY	0- 0	0- 0	5- 0				
0- 0	0- 0	0- 0	NEUTRAL	0- 0	0- 0	0- 0				

RPI 1-25				RPI 26-50				RPI 51-100				Team's RPI: 67	RPI 101+			
RPI	S	Opponent	Score	RPI	S	Opponent	Score	RPI	S	Opponent	Score		RPI	S	Opponent	Score
1	A	Oregon	56 95	28	A	Drake	67 74	79	N	South Fla.	61 50		105	N	Notre Dame	65 59
17	H	Central Mich.	74 79	30	A	Creighton	48 61	93	H	Montana St.	60 50		135	A	Green Bay	60 55
25	N	FGCU	70 71	35	H	Marquette	58 65						188	H	Wyoming	67 40
				47	A	South Dakota	48 83						200	H	North Dakota	99 64
LAST 10 Division I																
253	A	Oral Roberts	76 61	320	A	Purdue Fort Wayne	100 69						253	H	Oral Roberts	58 44
215	A	Western Ill.	89 48	287	A	Denver	86 79						286	H	North Dakota St.	60 52
286	H	North Dakota St.	60 52	215	H	Western Ill.	75 45						287	A	Denver	86 79
47	A	South Dakota	48 83	253	H	Oral Roberts	58 44						294	A	Omaha	68 51
200	H	North Dakota	99 64	294	A	Omaha	68 51						320	A	Purdue Fort Wayne	100 69
													343	H	Coppin St.	94 41

Non-Div I Games: Dakota Wesleyan 77 46

South Dakota St.

■ Loss, 
 ■ Non-Conf, 
 ■ S Site, 
 ■ H Home 
 ■ A Away 
 N Neutral

Average RPI Win:	178	WON-LOST	WINNING	LAST 10	STRENGTH OF	OPP. STRENGTH	TEAM	ADJ.	CONF.	ADJ CONF.
Average RPI Loss:	68	RECORD	PCT. RANK	GAMES	SCHEDULE	OF SCHEDULE	RPI	RPI	RPI	RPI
DIV. I ONLY	13- 9	119	6-4	40	101	79	79	9	9	
DIV. I NON-CONF.	8- 6	138	1-1	33	152	97	97	9	9	
TOTALS	RPI 1-25	RPI 26-50	W-L RECORDS	RPI 51-100	RPI 101-150	RPI 150+				
13- 9	0- 3	1- 0	OVERALL	1- 4	4- 1	7- 1				
11- 1	0- 0	1- 0	HOME	1- 1	4- 0	5- 0				
2- 4	0- 1	0- 0	AWAY	0- 2	0- 0	2- 1				
0- 4	0- 2	0- 0	NEUTRAL	0- 1	0- 1	0- 0				
8- 6	0- 3	1- 0	NON-CONFERENCE	0- 1	2- 1	5- 1				
8- 0	0- 0	1- 0	HOME	0- 0	2- 0	5- 0				
0- 2	0- 1	0- 0	AWAY	0- 0	0- 0	0- 1				
0- 4	0- 2	0- 0	NEUTRAL	0- 1	0- 1	0- 0				
5- 3	0- 0	0- 0	CONFERENCE	1- 3	2- 0	2- 0				
3- 1	0- 0	0- 0	HOME	1- 1	2- 0	0- 0				
2- 2	0- 0	0- 0	AWAY	0- 2	0- 0	2- 0				
0- 0	0- 0	0- 0	NEUTRAL	0- 0	0- 0	0- 0				

RPI 1-25				RPI 26-50				RPI 51-100 Team's RPI: 79				RPI 101+			
RPI	S	Opponent	Score	RPI	S	Opponent	Score	RPI	S	Opponent	Score	RPI	S	Opponent	Score
7	A	Baylor	46 58	37	H	Texas	64 57	54	A	Temple	66 69	105	N	Notre Dame	51 67
14	N	Mississippi St.	61 86					62	H	UCF	57 64	106	H	VCU	77 55
25	N	FGCU	77 81					67	N	South Dakota St.	50 61	111	H	Idaho	67 64
								89	A	Cincinnati	55 60	140	H	Tulane	63 56
								89	H	Cincinnati	76 68	149	H	Houston	74 45
												170	A	Wichita St.	56 50
												182	H	Jacksonville	70 39
												187	A	UNLV	51 61
												224	H	Brown	70 60
												244	A	Tulsa	68 52
												254	H	Saint Francis (PA)	62 23
												273	H	Howard	82 53
												332	H	Alabama St.	80 29
LAST 10 Division I															
				89	A	Cincinnati	55 60	54	A	Temple	66 69				
				149	H	Houston	74 45	244	A	Tulsa	68 52				
				140	H	Tulane	63 56	89	H	Cincinnati	76 68				
				170	A	Wichita St.	56 50	224	H	Brown	70 60				
				62	H	UCF	57 64	187	A	UNLV	51 61				

Non-Div I Games:

South Fla.

■ Loss, 
 ■ Non-Conf, 
 ■ S Site, 
 ■ Home 
 ■ A Away 
 N Neutral

Average RPI Win:	250	WON-LOST	WINNING	LAST 10	STRENGTH OF	OPP. STRENGTH	TEAM	ADJ.	CONF.	ADJ CONF.
Average RPI Loss:	148	RECORD	PCT. RANK	GAMES	SCHEDULE	OF SCHEDULE	RPI	RPI	RPI	RPI
DIV. I ONLY	14- 5	44	8-2	338	181	138	138	19	19	
DIV. I NON-CONF.	6- 3	90	0	341	153	159	159	22	22	
TOTALS	RPI 1-25	RPI 26-50	W-L RECORDS	RPI 51-100	RPI 101-150	RPI 150+				
14- 5	0- 0	0- 0	OVERALL	1- 2	0- 0	13- 3				
5- 1	0- 0	0- 0	HOME	1- 1	0- 0	4- 0				
9- 4	0- 0	0- 0	AWAY	0- 1	0- 0	9- 3				
0- 0	0- 0	0- 0	NEUTRAL	0- 0	0- 0	0- 0				
6- 3	0- 0	0- 0	NON-CONFERENCE	1- 1	0- 0	5- 2				
2- 0	0- 0	0- 0	HOME	1- 0	0- 0	1- 0				
4- 3	0- 0	0- 0	AWAY	0- 1	0- 0	4- 2				
0- 0	0- 0	0- 0	NEUTRAL	0- 0	0- 0	0- 0				
8- 2	0- 0	0- 0	CONFERENCE	0- 1	0- 0	8- 1				
3- 1	0- 0	0- 0	HOME	0- 1	0- 0	3- 0				
5- 1	0- 0	0- 0	AWAY	0- 0	0- 0	5- 1				
0- 0	0- 0	0- 0	NEUTRAL	0- 0	0- 0	0- 0				

RPI S	Opponent	Score	RPI S	Opponent	Score	RPI S	Opponent	Score	RPI S	Opponent	Score	Team's RPI: 138
						63	H Belmont	45 57	167	A Eastern Mich.	64 69	
						80	H Southern Ill.	79 65	196	A Austin Peay	79 66	
						90	A Saint Louis	61 76	196	H Austin Peay	81 43	
									203	A Arkansas St.	79 67	
									206	A Murray St.	62 70	
									206	H Murray St.	88 73	
									215	A Western Ill.	91 97	
									228	A Eastern Ill.	77 65	
									252	A Morehead St.	67 61	
									272	A Ole Miss	70 53	
									277	A Eastern Ky.	60 44	
									279	A Indiana St.	68 58	
									320	A Purdue Fort Wayne	58 48	
									324	H Evansville	83 60	
									328	A SIUE	66 56	
									340	H Tennessee St.	83 54	
LAST 10 Division I												
			277	A Eastern Ky.	60 44		196	H Austin Peay	81 43			
			252	A Morehead St.	67 61		340	H Tennessee St.	83 54			
			228	A Eastern Ill.	77 65		63	H Belmont	45 57			
			328	A SIUE	66 56		206	A Murray St.	62 70			
			206	H Murray St.	88 73		196	A Austin Peay	79 66			

Non-Div I Games: Harris-Stowe 106 64 Mo.-St. Louis 70 56

Southeast Mo. St.

Loss, Non-Conf, S Site, H Home A Away N Neutral

## Southeastern La.

Through Games Of Feb. 3, 2020

Average RPI Win:	248	WON-LOST	WINNING	LAST 10	STRENGTH OF	OPP. STRENGTH	TEAM	ADJ.	CONF.	ADJ CONF.
Average RPI Loss:	154	RECORD	PCT. RANK	GAMES	SCHEDULE	OF SCHEDULE	RPI	RPI	RPI	RPI
DIV. I ONLY	8- 11	227	5-5	240	252	222	222	23	23	
DIV. I NON-CONF.	2- 6	279	0-1	162	204	225	225	21	21	
TOTALS	RPI 1-25	RPI 26-50	W-L RECORDS	RPI 51-100	RPI 101-150	RPI 150+				
8- 11	0- 1	0- 0	OVERALL	0- 1	1- 4	7- 5				
4- 3	0- 0	0- 0	HOME	0- 0	1- 1	3- 2				
4- 8	0- 1	0- 0	AWAY	0- 1	0- 3	4- 3				
0- 0	0- 0	0- 0	NEUTRAL	0- 0	0- 0	0- 0				
2- 6	0- 1	0- 0	NON-CONFERENCE	0- 1	0- 1	2- 3				
1- 0	0- 0	0- 0	HOME	0- 0	0- 0	1- 0				
1- 6	0- 1	0- 0	AWAY	0- 1	0- 1	1- 3				
0- 0	0- 0	0- 0	NEUTRAL	0- 0	0- 0	0- 0				
6- 5	0- 0	0- 0	CONFERENCE	0- 0	1- 3	5- 2				
3- 3	0- 0	0- 0	HOME	0- 0	1- 1	2- 2				
3- 2	0- 0	0- 0	AWAY	0- 0	0- 2	3- 0				
0- 0	0- 0	0- 0	NEUTRAL	0- 0	0- 0	0- 0				

RPI 1-25				RPI 26-50				RPI 51-100				RPI 101+ Team's RPI: 222			
RPI	S	Opponent	Score	RPI	S	Opponent	Score	RPI	S	Opponent	Score	RPI	S	Opponent	Score
21	A	LSU	52 62					72	A	Alabama	50 87	114	A	SFA	51 77
												120	A	Abilene Christian	53 61
												123	H	A&M-Corpus Christi	48 44
												143	H	Sam Houston St.	69 84
												149	A	Houston	65 78
												152	A	Louisiana	50 60
												158	H	New Orleans	73 57
												160	H	Jackson St.	63 59
												191	A	Southern Miss.	54 62
												212	H	Lamar University	57 65
												214	H	Central Ark.	63 42
												237	A	Louisiana Tech	78 92
												288	H	Nicholls St.	65 67
												310	A	Houston Baptist	69 59
												333	A	McNeese	74 67
												342	A	Northwestern St.	72 56
												346	A	La.-Monroe	65 52
LAST 10 Division I															
158	H	New Orleans	73 57	288	H	Nicholls St.	65 67								
214	H	Central Ark.	63 42	143	H	Sam Houston St.	69 84								
342	A	Northwestern St.	72 56	123	H	A&M-Corpus Christi	48 44								
333	A	McNeese	74 67	114	A	SFA	51 77								
120	A	Abilene Christian	53 61	72	A	Alabama	50 87								

Non-Div I Games: LSU-Alexandria 89 67

Southeastern La.

■ Loss, 
 ■ Non-Conf, S Site, 
 ■ Home 
 ■ Away 
 N Neutral

Average RPI Win:	177	WON-LOST	WINNING	LAST 10	STRENGTH OF	OPP. STRENGTH	TEAM	ADJ.	CONF.	ADJ CONF.
Average RPI Loss:	63	RECORD	PCT. RANK	GAMES	SCHEDULE	OF SCHEDULE	RPI	RPI	RPI	RPI
DIV. I ONLY	11- 10	171	3-7	36	59	86	86	1	1	
DIV. I NON-CONF.	8- 3	68	0	199	168	103	103	1	1	
TOTALS	RPI 1-25	RPI 26-50	W-L RECORDS	RPI 51-100	RPI 101-150	RPI 150+				
11- 10	1- 2	1- 5	OVERALL	2- 1	1- 1	6- 1				
8- 3	1- 1	1- 2	HOME	1- 0	1- 0	4- 0				
2- 6	0- 1	0- 3	AWAY	0- 0	0- 1	2- 1				
1- 1	0- 0	0- 0	NEUTRAL	1- 1	0- 0	0- 0				
8- 3	0- 1	1- 0	NON-CONFERENCE	1- 1	0- 0	6- 1				
5- 1	0- 1	1- 0	HOME	0- 0	0- 0	4- 0				
2- 1	0- 0	0- 0	AWAY	0- 0	0- 0	2- 1				
1- 1	0- 0	0- 0	NEUTRAL	1- 1	0- 0	0- 0				
3- 7	1- 1	0- 5	CONFERENCE	1- 0	1- 1	0- 0				
3- 2	1- 0	0- 2	HOME	1- 0	1- 0	0- 0				
0- 5	0- 1	0- 3	AWAY	0- 0	0- 1	0- 0				
0- 0	0- 0	0- 0	NEUTRAL	0- 0	0- 0	0- 0				

RPI 1-25				RPI 26-50				RPI 51-100 Team's RPI: 86				RPI 101+			
RPI	S	Opponent	Score	RPI	S	Opponent	Score	RPI	S	Opponent	Score	RPI	S	Opponent	Score
6	A	UCLA	59 83	26	A	Arizona	57 73	72	N	Alabama	60 57	104	A	Utah	65 67
6	H	UCLA	70 68	26	H	Arizona	57 65	73	N	Nebraska	54 67	132	H	Washington	81 78
18	H	Texas A&M	64 74	31	A	Arizona St.	75 76	83	H	Washington St.	74 63	187	H	UNLV	75 54
				31	H	Arizona St.	54 63					259	H	Long Beach St.	57 40
				45	H	Virginia	59 49					265	A	UC Santa Barbara	46 57
				48	A	Colorado	53 66					271	A	CSUN	69 53
												289	H	Nevada	50 47
												298	A	UC Riverside	76 59
												301	H	UTRGV	80 43
LAST 10 Division I															
				26	A	Arizona	57 73	104	A	Utah	65 67				
				31	A	Arizona St.	75 76	48	A	Colorado	53 66				
				132	H	Washington	81 78	31	H	Arizona St.	54 63				
				83	H	Washington St.	74 63	26	H	Arizona	57 65				
				6	H	UCLA	70 68	6	A	UCLA	59 83				

Non-Div I Games:

Southern California

■ Loss, 
 ■ Non-Conf, 
 ■ S Site, 
 ■ H Home 
 ■ A Away 
 N Neutral

Season 1111				Through Games Of Feb. 27, 1918						
Average RPI Win:	173	WON-LOST	WINNING	LAST 10	STRENGTH OF	OPP. STRENGTH	TEAM	ADJ.	CONF.	ADJ CONF.
Average RPI Loss:	91	RECORD	PCT. RANK	GAMES	SCHEDULE	OF SCHEDULE	RPI	RPI	RPI	RPI
DIV. I ONLY	13- 7	84	6-4	77	139	80	80	7	7	
DIV. I NON-CONF.	8- 3	68	1-0	109	256	60	60	7	7	
TOTALS	RPI 1-25	RPI 26-50	W-L RECORDS	RPI 51-100	RPI 101-150	RPI 150+				
13- 7	1- 0	0- 1	OVERALL	3- 3	0- 2	9- 1				
6- 4	1- 0	0- 1	HOME	3- 2	0- 0	2- 1				
6- 3	0- 0	0- 0	AWAY	0- 1	0- 2	6- 0				
1- 0	0- 0	0- 0	NEUTRAL	0- 0	0- 0	1- 0				
8- 3	0- 0	0- 0	NON-CONFERENCE	2- 1	0- 1	6- 1				
4- 1	0- 0	0- 0	HOME	2- 0	0- 0	2- 1				
3- 2	0- 0	0- 0	AWAY	0- 1	0- 1	3- 0				
1- 0	0- 0	0- 0	NEUTRAL	0- 0	0- 0	1- 0				
5- 4	1- 0	0- 1	CONFERENCE	1- 2	0- 1	3- 0				
2- 3	1- 0	0- 1	HOME	1- 2	0- 0	0- 0				
3- 1	0- 0	0- 0	AWAY	0- 0	0- 1	3- 0				
0- 0	0- 0	0- 0	NEUTRAL	0- 0	0- 0	0- 0				

RPI 1-25				RPI 26-50				RPI 51-100				RPI 101+			
RPI	S	Opponent	Score	RPI	S	Opponent	Score	RPI	S	Opponent	Score	RPI	S	Opponent	Score
9	H	Missouri St.	70 68	28	H	Drake	65 73	51	H	UNI	57 60	117	A	Loyola Chicago	49 51
								52	A	IUPUI	78 81	138	A	Southeast Mo. St.	65 79
								53	H	Bradley	64 50	159	A	Valparaiso	67 51
								69	H	UT Martin	70 59	164	H	Tennessee Tech	76 65
								71	H	Illinois St.	54 62	167	A	Eastern Mich.	85 54
								90	H	Saint Louis	61 53	179	H	Memphis	66 70
												185	A	Northern Ill.	80 61
												206	H	Murray St.	76 66
												215	N	Western Ill.	79 65
												279	A	Indiana St.	78 55
												324	A	Evansville	70 57
												328	A	SIUE	103 67
LAST 10 Division I															
				53	H	Bradley	64 50	28	H	Drake	65 73				
				71	H	Illinois St.	54 62	51	H	UNI	57 60				
				279	A	Indiana St.	78 55	117	A	Loyola Chicago	49 51				
				324	A	Evansville	70 57	159	A	Valparaiso	67 51				
				9	H	Missouri St.	70 68	185	A	Northern Ill.	80 61				

Non-Div I Games:

Southern Ill.

Loss, Non-Conf, S Site, H Home A Away N Neutral



Average RPI Win:	260	WON-LOST	WINNING	LAST 10	STRENGTH OF	OPP. STRENGTH	TEAM	ADJ.	CONF.	ADJ CONF.
Average RPI Loss:	100	RECORD	PCT. RANK	GAMES	SCHEDULE	OF SCHEDULE	RPI	RPI	RPI	RPI
DIV. I ONLY	9- 9	179	3-7	146	190	191	191	13	13	
DIV. I NON-CONF.	6- 3	90	0-1	271	249	172	172	14	14	
TOTALS	RPI 1-25	RPI 26-50	W-L RECORDS	RPI 51-100	RPI 101-150	RPI 150+				
9- 9	0- 1	0- 1	OVERALL	0- 3	1- 3	8- 1				
7- 4	0- 0	0- 0	HOME	0- 1	1- 2	6- 1				
2- 5	0- 1	0- 1	AWAY	0- 2	0- 1	2- 0				
0- 0	0- 0	0- 0	NEUTRAL	0- 0	0- 0	0- 0				
6- 3	0- 1	0- 0	NON-CONFERENCE	0- 0	1- 2	5- 0				
5- 1	0- 0	0- 0	HOME	0- 0	1- 1	4- 0				
1- 2	0- 1	0- 0	AWAY	0- 0	0- 1	1- 0				
0- 0	0- 0	0- 0	NEUTRAL	0- 0	0- 0	0- 0				
3- 6	0- 0	0- 1	CONFERENCE	0- 3	0- 1	3- 1				
2- 3	0- 0	0- 0	HOME	0- 1	0- 1	2- 1				
1- 3	0- 0	0- 1	AWAY	0- 2	0- 0	1- 0				
0- 0	0- 0	0- 0	NEUTRAL	0- 0	0- 0	0- 0				

RPI S	Opponent	Score	RPI S	Opponent	Score	RPI S	Opponent	Score	RPI S	Opponent	Score	Team's RPI: 191
14	A Mississippi St.	58 91	29	A Old Dominion	50 67	60	H Middle Tenn.	69 77	106	H VCU	51 39	
						66	A Charlotte	59 63	109	H UAB	68 74	
						96	A Rice	64 75	140	H Tulane	58 62	
									149	A Houston	60 75	
									222	H Southeastern La.	62 54	
									233	H UTEP	72 89	
									237	H Louisiana Tech	66 60	
									250	H South Alabama	62 55	
									256	A North Texas	65 57	
									272	H Ole Miss	59 53	
									299	H UTSA	82 65	
									346	A La.-Monroe	57 42	
									351	H Mississippi Val.	84 80	
LAST 10 Division I												
66	A Charlotte	59 63	256	A North Texas	65 57							
29	A Old Dominion	50 67	299	H UTSA	82 65							
60	H Middle Tenn.	69 77	233	H UTEP	72 89							
109	H UAB	68 74	237	H Louisiana Tech	66 60							
96	A Rice	64 75	149	A Houston	60 75							

Non-Div I Games: Faulkner 71 59 William Carey 77 47

Southern Miss.

Loss, Non-Conf, S Site, H Home A Away N Neutral

Average RPI Win:	321	WON-LOST	WINNING	LAST 10	STRENGTH OF	OPP. STRENGTH	TEAM	ADJ.	CONF.	ADJ CONF.
Average RPI Loss:	103	RECORD	PCT. RANK	GAMES	SCHEDULE	OF SCHEDULE	RPI	RPI	RPI	RPI
DIV. I ONLY	7- 11	241	7-3	264	221	245	245	31	31	
DIV. I NON-CONF.	0- 9	338	0-1	54	14	283	283	31	31	
TOTALS	RPI 1-25	RPI 26-50	W-L RECORDS	RPI 51-100	RPI 101-150	RPI 150+				
7- 11	0- 0	0- 3	OVERALL	0- 3	0- 2	7- 3				
4- 1	0- 0	0- 0	HOME	0- 0	0- 0	4- 1				
3- 8	0- 0	0- 3	AWAY	0- 2	0- 2	3- 1				
0- 2	0- 0	0- 0	NEUTRAL	0- 1	0- 0	0- 1				
0- 9	0- 0	0- 3	NON-CONFERENCE	0- 3	0- 1	0- 2				
0- 0	0- 0	0- 0	HOME	0- 0	0- 0	0- 0				
0- 7	0- 0	0- 3	AWAY	0- 2	0- 1	0- 1				
0- 2	0- 0	0- 0	NEUTRAL	0- 1	0- 0	0- 1				
7- 2	0- 0	0- 0	CONFERENCE	0- 0	0- 1	7- 1				
4- 1	0- 0	0- 0	HOME	0- 0	0- 0	4- 1				
3- 1	0- 0	0- 0	AWAY	0- 0	0- 1	3- 0				
0- 0	0- 0	0- 0	NEUTRAL	0- 0	0- 0	0- 0				

RPI 1-25				RPI 26-50				RPI 51-100				RPI 101+				Team's RPI: 245	
RPI	S	Opponent	Score	RPI	S	Opponent	Score	RPI	S	Opponent	Score	RPI	S	Opponent	Score		
				37	A	Texas	39 93	56	A	Iowa St.	36 69	103	A	Texas Southern	56 61		
				46	A	Rutgers	58 78	73	A	Nebraska	39 73	115	A	Fordham	52 65		
				49	A	Oklahoma St.	59 72	83	N	Washington St.	54 69	160	H	Jackson St.	51 72		
												170	A	Wichita St.	63 69		
												239	N	UNC Asheville	34 53		
												281	H	Alabama A&M	55 46		
												296	A	Prairie View	68 48		
												318	A	Ark.-Pine Bluff	70 43		
												319	H	Alcorn	74 57		
												332	H	Alabama St.	69 47		
												348	H	Grambling	81 57		
												351	A	Mississippi Val.	84 54		
LAST 10 Division I																	
				319	H	Alcorn	74 57	160	H	Jackson St.	51 72						
				281	H	Alabama A&M	55 46	348	H	Grambling	81 57						
				332	H	Alabama St.	69 47	296	A	Prairie View	68 48						
				351	A	Mississippi Val.	84 54	103	A	Texas Southern	56 61						
				318	A	Ark.-Pine Bluff	70 43	239	N	UNC Asheville	34 53						

Non-Div I Games: Tougaloo 100 39 Wiley 78 55

Southern U.

## Southern Utah

Through Games Of Feb. 3, 2020

Average RPI Win:	264	WON-LOST	WINNING	LAST 10	STRENGTH OF	OPP. STRENGTH	TEAM	ADJ.	CONF.	ADJ CONF.
Average RPI Loss:	182	RECORD	PCT. RANK	GAMES	SCHEDULE	OF SCHEDULE	RPI	RPI	RPI	RPI
DIV. I ONLY	10- 9	163	4-6	285	270	216	216	18	18	
DIV. I NON-CONF.	6- 3	90	0	247	310	130	130	17	17	
TOTALS	RPI 1-25	RPI 26-50	W-L RECORDS	RPI 51-100	RPI 101-150	RPI 150+				
10- 9	0- 1	0- 0	OVERALL	0- 1	0- 1	10- 6				
8- 1	0- 0	0- 0	HOME	0- 0	0- 1	8- 0				
2- 8	0- 1	0- 0	AWAY	0- 1	0- 0	2- 6				
0- 0	0- 0	0- 0	NEUTRAL	0- 0	0- 0	0- 0				
6- 3	0- 1	0- 0	NON-CONFERENCE	0- 0	0- 0	6- 2				
5- 0	0- 0	0- 0	HOME	0- 0	0- 0	5- 0				
1- 3	0- 1	0- 0	AWAY	0- 0	0- 0	1- 2				
0- 0	0- 0	0- 0	NEUTRAL	0- 0	0- 0	0- 0				
4- 6	0- 0	0- 0	CONFERENCE	0- 1	0- 1	4- 4				
3- 1	0- 0	0- 0	HOME	0- 0	0- 1	3- 0				
1- 5	0- 0	0- 0	AWAY	0- 1	0- 0	1- 4				
0- 0	0- 0	0- 0	NEUTRAL	0- 0	0- 0	0- 0				

RPI 1-25				RPI 26-50				RPI 51-100				RPI 101+ Team's RPI: 216			
RPI	S	Opponent	Score	RPI	S	Opponent	Score	RPI	S	Opponent	Score	RPI	S	Opponent	Score
11	A	Oregon St.	45 95					93	A	Montana St.	65 91	111	H	Idaho	56 71
												161	A	Northern Ariz.	76 84
												184	A	Montana	74 81
												186	H	Portland St.	71 58
												187	H	UNLV	72 68
												232	A	Idaho St.	54 73
												232	H	Idaho St.	72 65
												234	H	Cal St. Fullerton	79 63
												251	A	Grand Canyon	65 69
												253	H	Oral Roberts	72 58
												287	A	Denver	73 81
												297	H	UC Irvine	82 68
												298	H	UC Riverside	79 68
												306	A	Sacramento St.	82 87
												309	H	Eastern Wash.	71 50
												316	A	Weber St.	87 71
												326	A	Utah Valley	71 58
LAST 10 Division I															
232	A	Idaho St.	54 73	161	A	Northern Ariz.	76 84								
316	A	Weber St.	87 71	232	H	Idaho St.	72 65								
111	H	Idaho	56 71	93	A	Montana St.	65 91								
309	H	Eastern Wash.	71 50	184	A	Montana	74 81								
306	A	Sacramento St.	82 87	186	H	Portland St.	71 58								

Non-Div I Games:

Southern Utah

■ Loss, 
 ■ Non-Conf, S Site, 
 ■ Home 
 ■ Away 
 N Neutral

Average RPI Win:	228	WON-LOST	WINNING	LAST 10	STRENGTH OF	OPP. STRENGTH	TEAM	ADJ.	CONF.	ADJ CONF.
Average RPI Loss:	149	RECORD	PCT. RANK	GAMES	SCHEDULE	OF SCHEDULE	RPI	RPI	RPI	RPI
DIV. I ONLY	5- 17	306	2-8	141	201	291	291	12	12	
DIV. I NON-CONF.	3- 10	282	0-1	154	295	299	299	12	12	
TOTALS	RPI 1-25	RPI 26-50	W-L RECORDS	RPI 51-100	RPI 101-150	RPI 150+				
5- 17	0- 0	0- 1	OVERALL	0- 4	0- 5	5- 7				
4- 7	0- 0	0- 1	HOME	0- 1	0- 2	4- 3				
0- 9	0- 0	0- 0	AWAY	0- 3	0- 3	0- 3				
1- 1	0- 0	0- 0	NEUTRAL	0- 0	0- 0	1- 1				
3- 10	0- 0	0- 1	NON-CONFERENCE	0- 2	0- 2	3- 5				
2- 5	0- 0	0- 1	HOME	0- 1	0- 1	2- 2				
0- 4	0- 0	0- 0	AWAY	0- 1	0- 1	0- 2				
1- 1	0- 0	0- 0	NEUTRAL	0- 0	0- 0	1- 1				
2- 7	0- 0	0- 0	CONFERENCE	0- 2	0- 3	2- 2				
2- 2	0- 0	0- 0	HOME	0- 0	0- 1	2- 1				
0- 5	0- 0	0- 0	AWAY	0- 2	0- 2	0- 1				
0- 0	0- 0	0- 0	NEUTRAL	0- 0	0- 0	0- 0				

RPI 1-25				RPI 26-50				RPI 51-100				RPI 101+				Team's RPI: 291	
RPI	S	Opponent	Score	RPI	S	Opponent	Score	RPI	S	Opponent	Score	RPI	S	Opponent	Score		
				50	H	St. John's (NY)	56 68	74	A	Bucknell	60 68	113	A	Kent St.	58 81		
								90	A	Saint Louis	51 72	115	A	Fordham	53 79		
								91	H	Buffalo	36 46	127	H	Massachusetts	52 62		
								98	A	Duquesne	39 58	130	A	Richmond	59 63		
												139	H	Cornell	42 70		
												172	N	Saint Mary's (CA)	57 72		
												178	H	Rhode Island	64 59		
												183	A	Binghamton	67 78		
												195	H	Cleveland St.	62 65		
												197	H	Akron	54 63		
												198	N	Wright St.	57 56		
												202	A	La Salle	61 67		
												208	H	Saint Joseph's	60 61		
												236	H	George Mason	62 47		
												249	H	Niagara	71 67		
												280	H	Oakland	80 66		
												341	A	Canisius	82 84		
LAST 10 Division I																	
				130	A	Richmond	59 63	90	A	Saint Louis	51 72						
				98	A	Duquesne	39 58	236	H	George Mason	62 47						
				178	H	Rhode Island	64 59	127	H	Massachusetts	52 62						
				208	H	Saint Joseph's	60 61	115	A	Fordham	53 79						
				202	A	La Salle	61 67	139	H	Cornell	42 70						

Non-Div I Games:

St. Bonaventure

Loss, Non-Conf, S Site, H Home A Away N Neutral

Average RPI Win:	296	WON-LOST	WINNING	LAST 10	STRENGTH OF	OPP. STRENGTH	TEAM	ADJ.	CONF.	ADJ CONF.
Average RPI Loss:	184	RECORD	PCT. RANK	GAMES	SCHEDULE	OF SCHEDULE	RPI	RPI	RPI	RPI
DIV. I ONLY	5- 15	295	2-8	215	328	305	305	29	29	
DIV. I NON-CONF.	3- 7	252	0	165	243	250	250	29	29	
TOTALS	RPI 1-25	RPI 26-50	W-L RECORDS	RPI 51-100	RPI 101-150	RPI 150+				
5- 15	0- 1	0- 1	OVERALL	0- 2	0- 3	5- 8				
4- 4	0- 0	0- 0	HOME	0- 1	0- 1	4- 2				
1- 9	0- 1	0- 1	AWAY	0- 1	0- 1	1- 5				
0- 2	0- 0	0- 0	NEUTRAL	0- 0	0- 1	0- 1				
3- 7	0- 1	0- 1	NON-CONFERENCE	0- 2	0- 1	3- 2				
2- 1	0- 0	0- 0	HOME	0- 1	0- 0	2- 0				
1- 4	0- 1	0- 1	AWAY	0- 1	0- 0	1- 1				
0- 2	0- 0	0- 0	NEUTRAL	0- 0	0- 1	0- 1				
2- 8	0- 0	0- 0	CONFERENCE	0- 0	0- 2	2- 6				
2- 3	0- 0	0- 0	HOME	0- 0	0- 1	2- 2				
0- 5	0- 0	0- 0	AWAY	0- 0	0- 1	0- 4				
0- 0	0- 0	0- 0	NEUTRAL	0- 0	0- 0	0- 0				

RPI 1-25				RPI 26-50				RPI 51-100				RPI 101+ Team's RPI: 305			
RPI	S	Opponent	Score	RPI	S	Opponent	Score	RPI	S	Opponent	Score	RPI	S	Opponent	Score
19	A	Princeton	44 76	35	A	Marquette	71 92	61	A	Boston College	69 106	108	N	Pacific	62 71
								84	H	Stony Brook	73 86	150	A	Robert Morris	44 69
												150	H	Robert Morris	59 70
												205	A	Merrimack	54 80
												213	A	Mt. St. Mary's	60 69
												254	A	Saint Francis (PA)	72 82
												254	H	Saint Francis (PA)	59 67
												266	H	Loyola Maryland	89 78
												283	A	Wagner	66 74
												284	H	Sacred Heart	71 70
												285	H	Army West Point	70 64
												295	N	Ga. Southern	47 78
												312	A	Albany (NY)	49 41
												323	H	Fairleigh Dickinson	57 62
												330	A	NJIT	69 88
												334	H	LIU Brooklyn	88 63
LAST 10 Division I															
205	A	Merrimack	54 80	283	A	Wagner	66 74								
284	H	Sacred Heart	71 70	150	A	Robert Morris	44 69								
150	H	Robert Morris	59 70	254	A	Saint Francis (PA)	72 82								
254	H	Saint Francis (PA)	59 67	334	H	LIU Brooklyn	88 63								
213	A	Mt. St. Mary's	60 69	323	H	Fairleigh Dickinson	57 62								

Non-Div I Games: East Stroudsburg 84 62

St. Francis Brooklyn

■ Loss, 
 ■ Non-Conf, 
 ■ S Site, 
 ■ Home 
 ■ A Away 
 N Neutral

Average RPI Win:	161	WON-LOST	WINNING	LAST 10	STRENGTH OF	OPP. STRENGTH	TEAM	ADJ.	CONF.	ADJ CONF.
Average RPI Loss:	67	RECORD	PCT. RANK	GAMES	SCHEDULE	OF SCHEDULE	RPI	RPI	RPI	RPI
DIV. I ONLY	14- 8	96	6-4	65	74	50	50	6	6	
DIV. I NON-CONF.	7- 4	100	0	34	162	46	46	6	6	
TOTALS	RPI 1-25	RPI 26-50	W-L RECORDS	RPI 51-100	RPI 101-150	RPI 150+				
14- 8	0- 2	2- 2	OVERALL	3- 3	2- 0	7- 1				
8- 1	0- 0	1- 0	HOME	1- 1	2- 0	4- 0				
6- 6	0- 2	1- 2	AWAY	2- 1	0- 0	3- 1				
0- 1	0- 0	0- 0	NEUTRAL	0- 1	0- 0	0- 0				
7- 4	0- 1	1- 1	NON-CONFERENCE	1- 1	1- 0	4- 1				
5- 0	0- 0	0- 0	HOME	1- 0	1- 0	3- 0				
2- 3	0- 1	1- 1	AWAY	0- 0	0- 0	1- 1				
0- 1	0- 0	0- 0	NEUTRAL	0- 1	0- 0	0- 0				
7- 4	0- 1	1- 1	CONFERENCE	2- 2	1- 0	3- 0				
3- 1	0- 0	1- 0	HOME	0- 1	1- 0	1- 0				
4- 3	0- 1	0- 1	AWAY	2- 1	0- 0	2- 0				
0- 0	0- 0	0- 0	NEUTRAL	0- 0	0- 0	0- 0				

RPI 1-25				RPI 26-50				Team's RPI: 50				RPI 51-100				RPI 101+			
RPI	S	Opponent	Score	RPI	S	Opponent	Score	RPI	S	Opponent	Score	RPI	S	Opponent	Score	RPI	S	Opponent	Score
20	A	DePaul	69 74	30	H	Creighton	63 58	52	N	IUPUI	78 85	127	H	Massachusetts	82 71				
23	A	Florida St.	70 74	35	A	Marquette	85 94	77	A	Seton Hall	82 66	131	H	Providence	64 58				
				36	A	Yale	80 66	88	A	Villanova	64 66	157	H	Lafayette	76 44				
				44	A	James Madison	73 76	88	H	Villanova	62 67	187	A	UNLV	75 79				
								92	H	Wake Forest	82 74	207	H	Fairfield	71 69				
								94	A	Butler	67 42	240	A	Xavier	75 67				
												241	A	Georgetown	74 68				
												241	H	Georgetown	71 54				
												285	H	Army West Point	96 60				
												291	A	St. Bonaventure	68 56				
LAST 10 Division I																			
241	A	Georgetown	74 68	20	A	DePaul	69 74	35	A	Marquette	85 94	88	H	Villanova	62 67	241	H	Georgetown	71 54
88	A	Villanova	64 66	77	A	Seton Hall	82 66	94	A	Butler	67 42								
30	H	Creighton	63 58																
131	H	Providence	64 58																

Non-Div I Games:

St. John's (NY)

## Stanford

Through Games Of Feb. 3, 2020

Average RPI Win:	118	WON-LOST	WINNING	LAST 10	STRENGTH OF	OPP. STRENGTH	TEAM	ADJ.	CONF.	ADJ CONF.
Average RPI Loss:	19	RECORD	PCT. RANK	GAMES	SCHEDULE	OF SCHEDULE	RPI	RPI	RPI	RPI
DIV. I ONLY	20- 2	8	9-1	35	5	4	4	1	1	
DIV. I NON-CONF.	11- 1	13	0	50	32	7	7	1	1	
TOTALS	RPI 1-25	RPI 26-50	W-L RECORDS	RPI 51-100	RPI 101-150	RPI 150+				
20- 2	3- 1	3- 1	OVERALL	3- 0	6- 0	5- 0				
12- 0	1- 0	3- 0	HOME	2- 0	3- 0	3- 0				
5- 2	1- 1	0- 1	AWAY	1- 0	2- 0	1- 0				
3- 0	1- 0	0- 0	NEUTRAL	0- 0	1- 0	1- 0				
11- 1	2- 0	2- 1	NON-CONFERENCE	1- 0	1- 0	5- 0				
7- 0	1- 0	2- 0	HOME	1- 0	0- 0	3- 0				
1- 1	0- 0	0- 1	AWAY	0- 0	0- 0	1- 0				
3- 0	1- 0	0- 0	NEUTRAL	0- 0	1- 0	1- 0				
9- 1	1- 1	1- 0	CONFERENCE	2- 0	5- 0	0- 0				
5- 0	0- 0	1- 0	HOME	1- 0	3- 0	0- 0				
4- 1	1- 1	0- 0	AWAY	1- 0	2- 0	0- 0				
0- 0	0- 0	0- 0	NEUTRAL	0- 0	0- 0	0- 0				

RPI 1-25				Team's RPI: 4		RPI 26-50				RPI 51-100				RPI 101+			
RPI	S	Opponent	Score	RPI	S	Opponent	Score	RPI	S	Opponent	Score	RPI	S	Opponent	Score		
1	A	Oregon	55 87	27	H	Ohio St.	71 52	83	A	Washington St.	71 49	104	H	Utah	82 49		
5	H	Gonzaga	76 70	37	A	Texas	64 69	83	H	Washington St.	77 58	119	N	Syracuse	77 59		
11	A	Oregon St.	61 58	43	H	Tennessee	78 51	91	H	Buffalo	88 69	128	A	California	79 65		
14	N	Mississippi St.	67 62	48	H	Colorado	76 68					128	H	California	73 40		
												132	A	Washington	58 41		
												132	H	Washington	77 56		
												168	H	UC Davis	67 55		
												221	H	Northern Colo.	90 36		
												223	A	San Francisco	97 71		
												300	N	California Baptist	83 78		
												309	H	Eastern Wash.	92 27		
LAST 10 Division I																	
				83	A	Washington St.	71 49	1	A	Oregon	55 87						
				132	A	Washington	58 41	128	A	California	79 65						
				104	H	Utah	82 49	128	H	California	73 40						
				48	H	Colorado	76 68	132	H	Washington	77 56						
				11	A	Oregon St.	61 58	83	H	Washington St.	77 58						

Non-Div I Games:

Stanford

■ Loss, 
 ■ Non-Conf, 
 ■ S Site, 
 ■ Home 
 ■ Away 
 N Neutral

Average RPI Win: <b>250</b>	WON-LOST	WINNING	LAST 10	STRENGTH OF	OPP. STRENGTH	TEAM	ADJ.	CONF.	ADJ CONF.
Average RPI Loss: <b>125</b>	RECORD	PCT. RANK	GAMES	SCHEDULE	OF SCHEDULE	RPI	RPI	RPI	RPI
DIV. I ONLY	7- 12	247	4-6	175	173	226	226	16	16
DIV. I NON-CONF.	3- 7	252	0-1	135	209	241	241	16	16
TOTALS	RPI 1-25	RPI 26-50	W-L RECORDS	RPI 51-100	RPI 101-150	RPI 150+			
7- 12	0- 2	0- 1	OVERALL	1- 1	0- 4	6- 4			
3- 5	0- 1	0- 0	HOME	0- 0	0- 3	3- 1			
4- 6	0- 1	0- 1	AWAY	1- 1	0- 1	3- 2			
0- 1	0- 0	0- 0	NEUTRAL	0- 0	0- 0	0- 1			
3- 7	0- 1	0- 1	NON-CONFERENCE	0- 1	0- 3	3- 1			
2- 2	0- 0	0- 0	HOME	0- 0	0- 2	2- 0			
1- 4	0- 1	0- 1	AWAY	0- 1	0- 1	1- 0			
0- 1	0- 0	0- 0	NEUTRAL	0- 0	0- 0	0- 1			
4- 5	0- 1	0- 0	CONFERENCE	1- 0	0- 1	3- 3			
1- 3	0- 1	0- 0	HOME	0- 0	0- 1	1- 1			
3- 2	0- 0	0- 0	AWAY	1- 0	0- 0	2- 2			
0- 0	0- 0	0- 0	NEUTRAL	0- 0	0- 0	0- 0			

RPI 1-25				RPI 26-50				RPI 51-100				RPI 101+ Team's RPI: 226			
RPI	S	Opponent	Score	RPI	S	Opponent	Score	RPI	S	Opponent	Score	RPI	S	Opponent	Score
24	A	Kentucky	48 <b>67</b>	43	A	Tennessee	46 <b>73</b>	62	A	UCF	40 <b>66</b>	102	A	Penn	41 <b>81</b>
25	H	FGCU	47 <b>89</b>					97	A	North Florida	60 52	107	H	Liberty	48 <b>57</b>
												122	H	Holy Cross	63 <b>75</b>
												147	H	Bethune-Cookman	55 <b>59</b>
												174	A	North Ala.	57 <b>68</b>
												182	A	Jacksonville	52 <b>57</b>
												225	A	Kennesaw St.	67 61
												244	H	Tulsa	66 60
												252	A	Morehead St.	58 55
												254	N	Saint Francis (PA)	73 <b>78</b>
												263	A	Lipscomb	48 34
												263	H	Lipscomb	59 <b>65</b>
												330	H	NJIT	72 49
												341	H	Canisius	68 52
LAST 10 Division I															
				97	A	North Florida	60 52	182	A	Jacksonville	52 <b>57</b>				
				263	A	Lipscomb	48 34	25	H	FGCU	47 <b>89</b>				
				330	H	NJIT	72 49	263	H	Lipscomb	59 <b>65</b>				
				107	H	Liberty	48 <b>57</b>	225	A	Kennesaw St.	67 61				
				174	A	North Ala.	57 <b>68</b>	122	H	Holy Cross	63 <b>75</b>				

Non-Div I Games: Palm Beach Atl. 77 46 Trinity Baptist 116 40 Fla. National 80 37

Stetson



Average RPI Win:	258	WON-LOST	WINNING	LAST 10	STRENGTH OF	OPP. STRENGTH	TEAM	ADJ.	CONF.	ADJ CONF.
Average RPI Loss:	41	RECORD	PCT. RANK	GAMES	SCHEDULE	OF SCHEDULE	RPI	RPI	RPI	RPI
DIV. I ONLY	20- 1	5	10-0	333	285	84	84	27	27	
DIV. I NON-CONF.	11- 1	13	1-0	311	251	80	80	27	27	
TOTALS	RPI 1-25	RPI 26-50	W-L RECORDS	RPI 51-100	RPI 101-150	RPI 150+				
20- 1	0- 0	0- 1	OVERALL	1- 0	0- 0	19- 0				
9- 0	0- 0	0- 0	HOME	1- 0	0- 0	8- 0				
9- 1	0- 0	0- 1	AWAY	0- 0	0- 0	9- 0				
2- 0	0- 0	0- 0	NEUTRAL	0- 0	0- 0	2- 0				
11- 1	0- 0	0- 1	NON-CONFERENCE	1- 0	0- 0	10- 0				
4- 0	0- 0	0- 0	HOME	1- 0	0- 0	3- 0				
5- 1	0- 0	0- 1	AWAY	0- 0	0- 0	5- 0				
2- 0	0- 0	0- 0	NEUTRAL	0- 0	0- 0	2- 0				
9- 0	0- 0	0- 0	CONFERENCE	0- 0	0- 0	9- 0				
5- 0	0- 0	0- 0	HOME	0- 0	0- 0	5- 0				
4- 0	0- 0	0- 0	AWAY	0- 0	0- 0	4- 0				
0- 0	0- 0	0- 0	NEUTRAL	0- 0	0- 0	0- 0				

RPI 1-25				RPI 26-50				RPI 51-100				Team's RPI: 84	RPI 101+			
RPI	S	Opponent	Score	RPI	S	Opponent	Score	RPI	S	Opponent	Score		RPI	S	Opponent	Score
				41	A	Arkansas	58 88	74	H	Bucknell	78 73		156	N	Western Mich.	50 47
													183	A	Binghamton	67 60
													201	H	UMass Lowell	60 41
													217	H	Manhattan	59 54
													229	N	Morgan St.	63 56
													238	H	Iona	59 40
													246	H	Maine	73 69
													268	A	Pittsburgh	59 56
													270	A	New Hampshire	53 44
													283	A	Wagner	66 45
													284	H	Sacred Heart	54 50
													290	H	Vermont	67 49
													302	A	UMBC	66 49
													302	H	UMBC	57 45
													305	A	St. Francis Brooklyn	86 73
													311	A	Hofstra	81 38
													312	A	Albany (NY)	73 53
													334	A	LIU Brooklyn	80 49
													345	H	Hartford	66 55
LAST 10 Division I																
				302	A	UMBC	66 49	270	A	New Hampshire	53 44					
				201	H	UMass Lowell	60 41	290	H	Vermont	67 49					
				183	A	Binghamton	67 60	246	H	Maine	73 69					
				312	A	Albany (NY)	73 53	302	H	UMBC	57 45					
				345	H	Hartford	66 55	74	H	Bucknell	78 73					

Non-Div I Games: Molloy 66 49

Stony Brook

## Syracuse

Through Games Of Feb. 3, 2020

Average RPI Win:	169	WON-LOST	WINNING	LAST 10	STRENGTH OF	OPP. STRENGTH	TEAM	ADJ.	CONF.	ADJ CONF.
Average RPI Loss:	50	RECORD	PCT. RANK	GAMES	SCHEDULE	OF SCHEDULE	RPI	RPI	RPI	RPI
DIV. I ONLY	10- 11	189	4-6	57	8	119	119	5	5	
DIV. I NON-CONF.	6- 5	151	0	76	29	115	115	3	3	
TOTALS	RPI 1-25	RPI 26-50	W-L RECORDS	RPI 51-100	RPI 101-150	RPI 150+				
10- 11	1- 3	1- 4	OVERALL	2- 3	2- 1	4- 0				
7- 3	1- 1	1- 1	HOME	1- 1	1- 0	3- 0				
1- 5	0- 1	0- 2	AWAY	0- 2	0- 0	1- 0				
2- 3	0- 1	0- 1	NEUTRAL	1- 0	1- 1	0- 0				
6- 5	0- 2	0- 2	NON-CONFERENCE	2- 0	1- 1	3- 0				
4- 1	0- 1	0- 0	HOME	1- 0	0- 0	3- 0				
0- 1	0- 0	0- 1	AWAY	0- 0	0- 0	0- 0				
2- 3	0- 1	0- 1	NEUTRAL	1- 0	1- 1	0- 0				
4- 6	1- 1	1- 2	CONFERENCE	0- 3	1- 0	1- 0				
3- 2	1- 0	1- 1	HOME	0- 1	1- 0	0- 0				
1- 4	0- 1	0- 1	AWAY	0- 2	0- 0	1- 0				
0- 0	0- 0	0- 0	NEUTRAL	0- 0	0- 0	0- 0				

RPI 1-25				RPI 26-50				RPI 51-100				RPI 101+ Team's RPI: 119			
RPI	S	Opponent	Score	RPI	S	Opponent	Score	RPI	S	Opponent	Score	RPI	S	Opponent	Score
1	H	Oregon	64 81	34	H	Virginia Tech	67 65	59	A	Miami (FL)	62 77	105	H	Notre Dame	74 63
3	A	Louisville	58 62	38	N	West Virginia	69 71	68	H	Ohio	66 54	135	N	Green Bay	73 79
4	N	Stanford	59 77	40	A	Michigan	76 84	87	H	Georgia Tech	64 82	149	N	Houston	87 62
23	H	Florida St.	90 89	42	H	Duke	58 88	92	A	Wake Forest	60 65	268	A	Pittsburgh	69 51
				45	A	Virginia	41 57	100	N	Michigan St.	77 63	302	H	UMBC	82 48
LAST 10 Division I															
				45	A	Virginia	41 57	87	H	Georgia Tech	64 82				
				34	H	Virginia Tech	67 65	59	A	Miami (FL)	62 77				
				92	A	Wake Forest	60 65	105	H	Notre Dame	74 63				
				42	H	Duke	58 88	23	H	Florida St.	90 89				
				268	A	Pittsburgh	69 51	3	A	Louisville	58 62				

Non-Div I Games:

Syracuse

■ Loss, 
 ■ Non-Conf, 
 ■ S Site, 
 ■ H Home 
 ■ A Away 
 N Neutral

Average RPI Win:	133	WON-LOST	WINNING	LAST 10	STRENGTH OF	OPP. STRENGTH	TEAM	ADJ.	CONF.	ADJ CONF.
Average RPI Loss:	57	RECORD	PCT. RANK	GAMES	SCHEDULE	OF SCHEDULE	RPI	RPI	RPI	RPI
DIV. I ONLY	16- 4	31	7-3	28	38	22	22	3	3	
DIV. I NON-CONF.	9- 2	38	0-1	115	70	32	32	4	4	
TOTALS	RPI 1-25	RPI 26-50	W-L RECORDS	RPI 51-100	RPI 101-150	RPI 150+				
16- 4	0- 2	4- 0	OVERALL	2- 1	6- 1	4- 0				
10- 2	0- 1	1- 0	HOME	1- 0	6- 1	2- 0				
6- 2	0- 1	3- 0	AWAY	1- 1	0- 0	2- 0				
0- 0	0- 0	0- 0	NEUTRAL	0- 0	0- 0	0- 0				
9- 2	0- 1	0- 0	NON-CONFERENCE	1- 1	4- 0	4- 0				
7- 0	0- 0	0- 0	HOME	1- 0	4- 0	2- 0				
2- 2	0- 1	0- 0	AWAY	0- 1	0- 0	2- 0				
0- 0	0- 0	0- 0	NEUTRAL	0- 0	0- 0	0- 0				
7- 2	0- 1	4- 0	CONFERENCE	1- 0	2- 1	0- 0				
3- 2	0- 1	1- 0	HOME	0- 0	2- 1	0- 0				
4- 0	0- 0	3- 0	AWAY	1- 0	0- 0	0- 0				
0- 0	0- 0	0- 0	NEUTRAL	0- 0	0- 0	0- 0				

RPI 1-25				RPI 26-50				RPI 51-100				RPI 101+			
RPI	S	Opponent	Score	RPI	S	Opponent	Score	RPI	S	Opponent	Score	RPI	S	Opponent	Score
7	H	Baylor	57 66	37	A	Texas	65 63	56	A	Iowa St.	77 74	101	H	Boise St.	77 65
18	A	Texas A&M	68 70	38	H	West Virginia	73 60	60	A	Middle Tenn.	70 82	116	H	Kansas	73 59
				39	A	Oklahoma	82 63	68	H	Ohio	79 72	121	H	Auburn	80 65
				49	A	Oklahoma St.	72 68					139	H	Cornell	59 49
												141	H	Texas Tech	76 80
												142	H	Kansas St.	65 61
												150	H	Robert Morris	66 61
												220	A	SMU	57 56
												275	H	Texas St.	79 52
												285	A	Army West Point	66 52
												288	H	Nicholls St.	72 47
LAST 10 Division I															
				142	H	Kansas St.	65 61	56	A	Iowa St.	77 74				
				49	A	Oklahoma St.	72 68	116	H	Kansas	73 59				
				38	H	West Virginia	73 60	141	H	Texas Tech	76 80				
				7	H	Baylor	57 66	37	A	Texas	65 63				
				39	A	Oklahoma	82 63	60	A	Middle Tenn.	70 82				

Non-Div I Games:

TCU

Average RPI Win:	151	WON-LOST	WINNING	LAST 10	STRENGTH OF	OPP. STRENGTH	TEAM	ADJ.	CONF.	ADJ CONF.
Average RPI Loss:	74	RECORD	PCT. RANK	GAMES	SCHEDULE	OF SCHEDULE	RPI	RPI	RPI	RPI
DIV. I ONLY	13- 8	103	7-3	32	73	54	54	9	9	
DIV. I NON-CONF.	8- 5	117	2-1	30	61	59	59	9	9	
TOTALS	RPI 1-25	RPI 26-50	W-L RECORDS	RPI 51-100	RPI 101-150	RPI 150+				
13- 8	0- 3	0- 1	OVERALL	5- 2	2- 0	6- 2				
8- 3	0- 3	0- 0	HOME	4- 0	1- 0	3- 0				
5- 3	0- 0	0- 0	AWAY	1- 1	1- 0	3- 2				
0- 2	0- 0	0- 1	NEUTRAL	0- 1	0- 0	0- 0				
8- 5	0- 2	0- 1	NON-CONFERENCE	3- 1	1- 0	4- 1				
5- 2	0- 2	0- 0	HOME	2- 0	1- 0	2- 0				
3- 1	0- 0	0- 0	AWAY	1- 0	0- 0	2- 1				
0- 2	0- 0	0- 1	NEUTRAL	0- 1	0- 0	0- 0				
5- 3	0- 1	0- 0	CONFERENCE	2- 1	1- 0	2- 1				
3- 1	0- 1	0- 0	HOME	2- 0	0- 0	1- 0				
2- 2	0- 0	0- 0	AWAY	0- 1	1- 0	1- 1				
0- 0	0- 0	0- 0	NEUTRAL	0- 0	0- 0	0- 0				

RPI 1-25				RPI 26-50				RPI 51-100 Team's RPI: 54				RPI 101+			
RPI	S	Opponent	Score	RPI	S	Opponent	Score	RPI	S	Opponent	Score	RPI	S	Opponent	Score
2	H	South Carolina	71 78	30	N	Creighton	59 69	58	N	North Carolina	58 71	102	H	Penn	76 72
10	H	UConn	54 83					62	H	UCF	67 65	149	A	Houston	61 58
25	H	FGCU	67 93					74	A	Bucknell	72 61	170	A	Wichita St.	70 72
								79	H	South Fla.	69 66	193	A	Towson	74 59
								88	H	Villanova	74 69	202	A	La Salle	72 69
								89	A	Cincinnati	81 86	207	H	Fairfield	77 59
								98	H	Duquesne	85 72	208	A	Saint Joseph's	63 67
												220	H	SMU	85 62
												240	H	Xavier	78 65
												244	A	Tulsa	74 65
LAST 10 Division I															
62	H	UCF	67 65	220	H	SMU	85 62								
89	A	Cincinnati	81 86	149	A	Houston	61 58								
102	H	Penn	76 72	244	A	Tulsa	74 65								
170	A	Wichita St.	70 72	202	A	La Salle	72 69								
79	H	South Fla.	69 66	25	H	FGCU	67 93								

Non-Div I Games:

Temple

# Tennessee

Through Games Of Feb. 3, 2020

Average RPI Win:	195	WON-LOST	WINNING	LAST 10	STRENGTH OF	OPP. STRENGTH	TEAM	ADJ.	CONF.	ADJ CONF.
Average RPI Loss:	15	RECORD	PCT. RANK	GAMES	SCHEDULE	OF SCHEDULE	RPI	RPI	RPI	RPI
DIV. I ONLY	17- 5	38	7-3	136	58	43	43	4	4	
DIV. I NON-CONF.	10- 3	58	0-1	252	161	105	105	5	5	
TOTALS	RPI 1-25	RPI 26-50	W-L RECORDS	RPI 51-100	RPI 101-150	RPI 150+				
17- 5	1- 4	0- 1	OVERALL	3- 0	3- 0	10- 0				
11- 1	1- 0	0- 1	HOME	2- 0	1- 0	7- 0				
6- 4	0- 4	0- 0	AWAY	1- 0	2- 0	3- 0				
0- 0	0- 0	0- 0	NEUTRAL	0- 0	0- 0	0- 0				
10- 3	0- 2	0- 1	NON-CONFERENCE	0- 0	1- 0	9- 0				
7- 1	0- 0	0- 1	HOME	0- 0	0- 0	7- 0				
3- 2	0- 2	0- 0	AWAY	0- 0	1- 0	2- 0				
0- 0	0- 0	0- 0	NEUTRAL	0- 0	0- 0	0- 0				
7- 2	1- 2	0- 0	CONFERENCE	3- 0	2- 0	1- 0				
4- 0	1- 0	0- 0	HOME	2- 0	1- 0	0- 0				
3- 2	0- 2	0- 0	AWAY	1- 0	1- 0	1- 0				
0- 0	0- 0	0- 0	NEUTRAL	0- 0	0- 0	0- 0				

RPI	S	Opponent	Score	RPI	S	Opponent	Score	Team's RPI: 43	RPI	S	Opponent	Score	RPI	S	Opponent	Score
2	A	South Carolina	48 69	37	H	Texas	60 66		72	H	Alabama	65 63	105	A	Notre Dame	74 63
4	A	Stanford	51 78						75	H	Georgia	73 56	118	A	Florida	78 50
10	A	UConn	45 60						99	A	Vanderbilt	78 69	148	H	Missouri	77 66
21	H	LSU	63 58										186	A	Portland St.	88 61
24	A	Kentucky	76 80										214	H	Central Ark.	63 36
													226	H	Stetson	73 46
													260	A	ETSU	72 68
													267	H	Colorado St.	79 41
													272	A	Ole Miss	84 28
													273	H	Howard	88 38
													315	H	Air Force	81 54
													318	H	Ark.-Pine Bluff	92 51
													340	H	Tennessee St.	73 43
LAST 10 Division I																
2	A	South Carolina	48 69	118	A	Florida	78 50									
99	A	Vanderbilt	78 69	75	H	Georgia	73 56									
21	H	LSU	63 58	272	A	Ole Miss	84 28									
10	A	UConn	45 60	24	A	Kentucky	76 80									
72	H	Alabama	65 63	148	H	Missouri	77 66									

Non-Div I Games:

Tennessee

Loss, Non-Conf, S Site, H Home A Away N Neutral

Average RPI Win:	0	WON-LOST	WINNING	LAST 10	STRENGTH OF	OPP. STRENGTH	TEAM	ADJ.	CONF.	ADJ CONF.
Average RPI Loss:	195	RECORD	PCT. RANK	GAMES	SCHEDULE	OF SCHEDULE	RPI	RPI	RPI	RPI
DIV. I ONLY	0- 18	349	0-10	171	318	340	340	19	19	
DIV. I NON-CONF.	0- 8	338	0	110	287	321	321	22	22	
TOTALS	RPI 1-25	RPI 26-50	W-L RECORDS	RPI 51-100	RPI 101-150	RPI 150+				
0- 18	0- 0	0- 2	OVERALL	0- 2	0- 1	0- 13				
0- 9	0- 0	0- 0	HOME	0- 1	0- 0	0- 8				
0- 9	0- 0	0- 2	AWAY	0- 1	0- 1	0- 5				
0- 0	0- 0	0- 0	NEUTRAL	0- 0	0- 0	0- 0				
0- 8	0- 0	0- 2	NON-CONFERENCE	0- 1	0- 0	0- 5				
0- 5	0- 0	0- 0	HOME	0- 1	0- 0	0- 4				
0- 3	0- 0	0- 2	AWAY	0- 0	0- 0	0- 1				
0- 0	0- 0	0- 0	NEUTRAL	0- 0	0- 0	0- 0				
0- 10	0- 0	0- 0	CONFERENCE	0- 1	0- 1	0- 8				
0- 4	0- 0	0- 0	HOME	0- 0	0- 0	0- 4				
0- 6	0- 0	0- 0	AWAY	0- 1	0- 1	0- 4				
0- 0	0- 0	0- 0	NEUTRAL	0- 0	0- 0	0- 0				

RPI S	Opponent	Score	RPI S	Opponent	Score	RPI S	Opponent	Score	RPI S	Opponent	Score	Team's RPI: 340
26	A Arizona	42 77	69	A UT Martin	71 88	138	A Southeast Mo. St.	54 83	164	A Tennessee Tech	47 88	
43	A Tennessee	43 73	99	H Vanderbilt	55 106	174	H North Ala.	63 88	175	H Columbia	65 75	
						196	A Austin Peay	58 76	206	A Murray St.	62 100	
						228	H Eastern Ill.	52 73	250	A South Alabama	48 70	
						252	H Morehead St.	47 84	263	H Lipscomb	64 74	
						277	H Eastern Ky.	55 61	307	A Jacksonville St.	48 70	
						319	H Alcorn	57 62	328	H SIUE	63 76	
LAST 10 Division I												
164	A Tennessee Tech	47 88	252	H Morehead St.	47 84							
307	A Jacksonville St.	48 70	138	A Southeast Mo. St.	54 83							
206	A Murray St.	62 100	69	A UT Martin	71 88							
196	A Austin Peay	58 76	328	H SIUE	63 76							
277	H Eastern Ky.	55 61	228	H Eastern Ill.	52 73							

Non-Div I Games: Wilberforce 83 65 Fisk 91 50

Tennessee St.

■ Loss, 
 ■ Non-Conf, 
 ■ S Site, 
 ■ H Home 
 ■ A Away 
 N Neutral

## Tennessee Tech

Through Games Of Feb. 3, 2020

Average RPI Win:	270	WON-LOST	WINNING	LAST 10	STRENGTH OF	OPP. STRENGTH	TEAM	ADJ.	CONF.	ADJ CONF.
Average RPI Loss:	97	RECORD	PCT. RANK	GAMES	SCHEDULE	OF SCHEDULE	RPI	RPI	RPI	RPI
DIV. I ONLY	14- 5	44	9-1	345	154	164	164	19	19	
DIV. I NON-CONF.	5- 4	140	0	343	105	229	229	22	22	
TOTALS	RPI 1-25	RPI 26-50	W-L RECORDS	RPI 51-100	RPI 101-150	RPI 150+				
14- 5	0- 0	0- 0	OVERALL	0- 4	1- 0	13- 1				
7- 1	0- 0	0- 0	HOME	0- 1	0- 0	7- 0				
6- 3	0- 0	0- 0	AWAY	0- 3	1- 0	5- 0				
1- 1	0- 0	0- 0	NEUTRAL	0- 0	0- 0	1- 1				
5- 4	0- 0	0- 0	NON-CONFERENCE	0- 3	1- 0	4- 1				
2- 0	0- 0	0- 0	HOME	0- 0	0- 0	2- 0				
2- 3	0- 0	0- 0	AWAY	0- 3	1- 0	1- 0				
1- 1	0- 0	0- 0	NEUTRAL	0- 0	0- 0	1- 1				
9- 1	0- 0	0- 0	CONFERENCE	0- 1	0- 0	9- 0				
5- 1	0- 0	0- 0	HOME	0- 1	0- 0	5- 0				
4- 0	0- 0	0- 0	AWAY	0- 0	0- 0	4- 0				
0- 0	0- 0	0- 0	NEUTRAL	0- 0	0- 0	0- 0				

RPI S	Opponent	Score	RPI S	Opponent	Score	RPI S	Opponent	Score	RPI S	Opponent	Score	Team's RPI: 164
						60	A Middle Tenn.	58 64	146	A Samford	72 57	
						63	H Belmont	47 59	185	N Northern Ill.	74 82	
						80	A Southern Ill.	65 76	196	H Austin Peay	58 49	
						99	A Vanderbilt	61 75	206	H Murray St.	77 72	
									228	A Eastern Ill.	75 62	
									252	A Morehead St.	75 55	
									252	H Morehead St.	82 75	
									263	H Lipscomb	78 58	
									277	A Eastern Ky.	60 42	
									277	H Eastern Ky.	87 82	
									328	A SIUE	65 50	
									329	N Detroit Mercy	69 47	
									337	A Western Caro.	62 58	
									340	H Tennessee St.	88 47	
									346	H La.-Monroe	75 68	
LAST 10 Division I												
			340	H Tennessee St.	88 47		328	A SIUE	65 50			
			63	H Belmont	47 59		206	H Murray St.	77 72			
			277	H Eastern Ky.	87 82		196	H Austin Peay	58 49			
			252	H Morehead St.	82 75		252	A Morehead St.	75 55			
			228	A Eastern Ill.	75 62		277	A Eastern Ky.	60 42			

Non-Div I Games: Tenn. Wesleyan 94 45 Cumberland (TN) 88 51

Tennessee Tech

Loss, Non-Conf, S Site, H Home A Away N Neutral

Average RPI Win:	150	WON-LOST	WINNING	LAST 10	STRENGTH OF	OPP. STRENGTH	TEAM	ADJ.	CONF.	ADJ CONF.
Average RPI Loss:	54	RECORD	PCT. RANK	GAMES	SCHEDULE	OF SCHEDULE	RPI	RPI	RPI	RPI
DIV. I ONLY	14- 7	76	7-3	16	65	37	37	3	3	
DIV. I NON-CONF.	8- 4	90	1-0	70	151	72	72	4	4	
TOTALS	RPI 1-25	RPI 26-50	W-L RECORDS	RPI 51-100	RPI 101-150	RPI 150+				
14- 7	1- 3	3- 2	OVERALL	2- 1	3- 0	5- 1				
8- 3	1- 2	0- 1	HOME	1- 0	2- 0	4- 0				
5- 3	0- 0	3- 1	AWAY	1- 1	1- 0	0- 1				
1- 1	0- 1	0- 0	NEUTRAL	0- 0	0- 0	1- 0				
8- 4	1- 1	1- 1	NON-CONFERENCE	1- 1	0- 0	5- 1				
6- 1	1- 0	0- 1	HOME	1- 0	0- 0	4- 0				
1- 2	0- 0	1- 0	AWAY	0- 1	0- 0	0- 1				
1- 1	0- 1	0- 0	NEUTRAL	0- 0	0- 0	1- 0				
6- 3	0- 2	2- 1	CONFERENCE	1- 0	3- 0	0- 0				
2- 2	0- 2	0- 0	HOME	0- 0	2- 0	0- 0				
4- 1	0- 0	2- 1	AWAY	1- 0	1- 0	0- 0				
0- 0	0- 0	0- 0	NEUTRAL	0- 0	0- 0	0- 0				

RPI 1-25				RPI 26-50				Team's RPI: 37	RPI 51-100				RPI 101+			
RPI	S	Opponent	Score	RPI	S	Opponent	Score		RPI	S	Opponent	Score	RPI	S	Opponent	Score
4	H	Stanford	69 64	26	H	Arizona	58 83		56	A	Iowa St.	81 75	116	H	Kansas	85 77
7	H	Baylor	44 64	38	A	West Virginia	63 68		68	H	Ohio	73 60	141	H	Texas Tech	92 66
15	N	NC State	73 84	39	A	Oklahoma	70 53		79	A	South Fla.	57 64	142	A	Kansas St.	71 63
22	H	TCU	63 65	43	A	Tennessee	66 60						192	A	Hawaii	60 73
				49	A	Oklahoma St.	61 56						245	H	Southern U.	93 39
LAST 10 Division I																
				7	H	Baylor	44 64		141	H	Texas Tech	92 66				
				39	A	Oklahoma	70 53		38	A	West Virginia	63 68				
				49	A	Oklahoma St.	61 56		56	A	Iowa St.	81 75				
				116	H	Kansas	85 77		22	H	TCU	63 65				
				142	A	Kansas St.	71 63		342	H	Northwestern St.	91 49				

Non-Div I Games:

Texas

■ Loss, 
 ■ Non-Conf, 
 ■ S Site, 
 ■ H Home 
 ■ A Away 
 N Neutral



Average RPI Win:	120	WON-LOST	WINNING	LAST 10	STRENGTH OF	OPP. STRENGTH	TEAM	ADJ.	CONF.	ADJ CONF.
Average RPI Loss:	22	RECORD	PCT. RANK	GAMES	SCHEDULE	OF SCHEDULE	RPI	RPI	RPI	RPI
DIV. I ONLY	18- 4	24	7-3	26	17	18	18	4	4	
DIV. I NON-CONF.	12- 1	9	1-0	43	25	8	8	5	5	
TOTALS	RPI 1-25	RPI 26-50	W-L RECORDS	RPI 51-100	RPI 101-150	RPI 150+				
18- 4	1- 4	3- 0	OVERALL	6- 0	4- 0	4- 0				
12- 1	1- 1	2- 0	HOME	1- 0	4- 0	4- 0				
4- 2	0- 2	1- 0	AWAY	3- 0	0- 0	0- 0				
2- 1	0- 1	0- 0	NEUTRAL	2- 0	0- 0	0- 0				
12- 1	1- 1	2- 0	NON-CONFERENCE	4- 0	2- 0	3- 0				
8- 0	1- 0	2- 0	HOME	0- 0	2- 0	3- 0				
2- 0	0- 0	0- 0	AWAY	2- 0	0- 0	0- 0				
2- 1	0- 1	0- 0	NEUTRAL	2- 0	0- 0	0- 0				
6- 3	0- 3	1- 0	CONFERENCE	2- 0	2- 0	1- 0				
4- 1	0- 1	0- 0	HOME	1- 0	2- 0	1- 0				
2- 2	0- 2	1- 0	AWAY	1- 0	0- 0	0- 0				
0- 0	0- 0	0- 0	NEUTRAL	0- 0	0- 0	0- 0				

RPI 1-25				RPI 26-50				RPI 51-100				RPI 101+			
RPI	S	Opponent	Score	RPI	S	Opponent	Score	RPI	S	Opponent	Score	RPI	S	Opponent	Score
21	A	LSU	58 59	41	A	Arkansas	84 77	72	A	Alabama	79 74	118	H	Florida	69 42
21	H	LSU	54 57	42	H	Duke	79 58	75	H	Georgia	64 63	123	H	A&M-Corpus Christi	85 48
22	H	TCU	70 68	49	H	Oklahoma St.	74 62	86	A	Southern California	74 64	148	H	Missouri	72 53
23	N	Florida St.	58 80					87	N	Georgia Tech	60 48	149	H	Houston	72 43
24	A	Kentucky	54 76					93	N	Montana St.	78 67	177	H	Little Rock	78 35
								96	A	Rice	62 61	214	H	Central Ark.	76 46
												272	H	Ole Miss	79 35
												296	H	Prairie View	80 38
LAST 10 Division I															
21	A	LSU	58 59	24	A	Kentucky	54 76								
75	H	Georgia	64 63	21	H	LSU	54 57								
148	H	Missouri	72 53	272	H	Ole Miss	79 35								
72	A	Alabama	79 74	41	A	Arkansas	84 77								
118	H	Florida	69 42	123	H	A&M-Corpus Christi	85 48								

Non-Div I Games:

Texas A&amp;M

■ Loss, 
 ■ Non-Conf, S Site, 
 ■ Home 
 ■ Away 
 N Neutral

Average RPI Win:	256	WON-LOST	WINNING	LAST 10	STRENGTH OF	OPP. STRENGTH	TEAM	ADJ.	CONF.	ADJ CONF.
Average RPI Loss:	69	RECORD	PCT. RANK	GAMES	SCHEDULE	OF SCHEDULE	RPI	RPI	RPI	RPI
DIV. I ONLY	13- 7	84	9-1	219	214	103	103	31	31	
DIV. I NON-CONF.	5- 6	187	1-0	18	24	48	48	31	31	
TOTALS	RPI 1-25	RPI 26-50	W-L RECORDS	RPI 51-100	RPI 101-150	RPI 150+				
13- 7	0- 2	0- 1	OVERALL	1- 1	2- 2	10- 1				
6- 0	0- 0	0- 0	HOME	1- 0	0- 0	5- 0				
7- 5	0- 2	0- 1	AWAY	0- 1	2- 0	5- 1				
0- 2	0- 0	0- 0	NEUTRAL	0- 0	0- 2	0- 0				
5- 6	0- 2	0- 1	NON-CONFERENCE	1- 1	2- 2	2- 0				
1- 0	0- 0	0- 0	HOME	1- 0	0- 0	0- 0				
4- 4	0- 2	0- 1	AWAY	0- 1	2- 0	2- 0				
0- 2	0- 0	0- 0	NEUTRAL	0- 0	0- 2	0- 0				
8- 1	0- 0	0- 0	CONFERENCE	0- 0	0- 0	8- 1				
5- 0	0- 0	0- 0	HOME	0- 0	0- 0	5- 0				
3- 1	0- 0	0- 0	AWAY	0- 0	0- 0	3- 1				
0- 0	0- 0	0- 0	NEUTRAL	0- 0	0- 0	0- 0				

RPI 1-25				RPI 26-50				RPI 51-100				RPI 101+ Team's RPI: 103			
RPI	S	Opponent	Score	RPI	S	Opponent	Score	RPI	S	Opponent	Score	RPI	S	Opponent	Score
1	A	Oregon	63 99	48	A	Colorado	50 74	56	A	Iowa St.	59 79	104	N	Utah	52 61
5	A	Gonzaga	45 80					96	H	Rice	63 56	109	A	UT Arlington	74 63
												109	N	UAB	68 84
												140	A	Tulane	72 62
												160	A	Jackson St.	79 81
												192	A	Hawaii	74 57
												245	H	Southern U.	61 56
												281	A	Alabama A&M	65 58
												296	H	Prairie View	88 65
												301	A	UTRGV	71 44
												318	H	Ark.-Pine Bluff	78 77
												319	H	Alcorn	105 70
												332	A	Alabama St.	81 54
												348	A	Grambling	89 85
												351	H	Mississippi Val.	88 58
LAST 10 Division I															
332	A	Alabama St.	81 54	160	A	Jackson St.	79 81								
281	A	Alabama A&M	65 58	296	H	Prairie View	88 65								
318	H	Ark.-Pine Bluff	78 77	319	H	Alcorn	105 70								
351	H	Mississippi Val.	88 58	245	H	Southern U.	61 56								
348	A	Grambling	89 85	109	A	UT Arlington	74 63								

Non-Div I Games:

Texas Southern

■ Loss, 
 ■ Non-Conf, 
 ■ S Site, 
 ■ Home 
 ■ A Away 
 N Neutral

Average RPI Win: <b>196</b>	WON-LOST	WINNING	LAST 10	STRENGTH OF	OPP. STRENGTH	TEAM	ADJ.	CONF.	ADJ CONF.
Average RPI Loss: <b>185</b>	RECORD	PCT. RANK	GAMES	SCHEDULE	OF SCHEDULE	RPI	RPI	RPI	RPI
DIV. I ONLY	6- 12	263	2-8	186	255	275	275	21	21
DIV. I NON-CONF.	5- 4	140	1-0	203	253	138	138	20	20
TOTALS	RPI 1-25	RPI 26-50	W-L RECORDS	RPI 51-100	RPI 101-150	RPI 150+			
6- 12	0- 1	0- 0	OVERALL	0- 1	2- 2	4- 8			
5- 4	0- 0	0- 0	HOME	0- 0	2- 0	3- 4			
1- 8	0- 1	0- 0	AWAY	0- 1	0- 2	1- 4			
0- 0	0- 0	0- 0	NEUTRAL	0- 0	0- 0	0- 0			
5- 4	0- 1	0- 0	NON-CONFERENCE	0- 0	1- 1	4- 2			
4- 0	0- 0	0- 0	HOME	0- 0	1- 0	3- 0			
1- 4	0- 1	0- 0	AWAY	0- 0	0- 1	1- 2			
0- 0	0- 0	0- 0	NEUTRAL	0- 0	0- 0	0- 0			
1- 8	0- 0	0- 0	CONFERENCE	0- 1	1- 1	0- 6			
1- 4	0- 0	0- 0	HOME	0- 0	1- 0	0- 4			
0- 4	0- 0	0- 0	AWAY	0- 1	0- 1	0- 2			
0- 0	0- 0	0- 0	NEUTRAL	0- 0	0- 0	0- 0			

RPI 1-25				RPI 26-50				RPI 51-100				RPI 101+ Team's RPI: 275			
RPI	S	Opponent	Score	RPI	S	Opponent	Score	RPI	S	Opponent	Score	RPI	S	Opponent	Score
22	A	TCU	52 <b>79</b>					64	A	Troy	50 <b>84</b>	109	H	UT Arlington	72 55
												116	A	Kansas	48 <b>68</b>
												123	H	A&M-Corpus Christi	57 48
												126	A	Coastal Caro.	67 <b>75</b>
												152	H	Louisiana	67 <b>73</b>
												158	H	New Orleans	51 49
												166	A	Dartmouth	61 51
												177	H	Little Rock	66 <b>78</b>
												203	H	Arkansas St.	53 <b>56</b>
												229	A	Morgan St.	62 <b>72</b>
												250	A	South Alabama	76 <b>78</b>
												253	A	Oral Roberts	57 <b>63</b>
												276	A	Appalachian St.	65 <b>73</b>
												299	H	UTSA	74 69
												319	H	Alcorn	67 59
												346	H	La.-Monroe	55 <b>58</b>
LAST 10 Division I															
109	H	UT Arlington	72 55	276	A	Appalachian St.	65 <b>73</b>	126	A	Coastal Caro.	67 <b>75</b>				
250	A	South Alabama	76 <b>78</b>	64	A	Troy	50 <b>84</b>	203	H	Arkansas St.	53 <b>56</b>				
152	H	Louisiana	67 <b>73</b>					177	H	Little Rock	66 <b>78</b>				
346	H	La.-Monroe	55 <b>58</b>					319	H	Alcorn	67 59				

Non-Div I Games: Texas Lutheran 72 31 Tex. Permian Basin 83 45

Texas St.

■ Loss, 
 ■ Non-Conf, S Site, 
 ■ Home 
 ■ Away 
 N Neutral

Average RPI Win:	231	WON-LOST	WINNING	LAST 10	STRENGTH OF	OPP. STRENGTH	TEAM	ADJ.	CONF.	ADJ CONF.
Average RPI Loss:	72	RECORD	PCT. RANK	GAMES	SCHEDULE	OF SCHEDULE	RPI	RPI	RPI	RPI
DIV. I ONLY	14- 5	44	5-5	286	103	141	141	3	3	
DIV. I NON-CONF.	11- 0	1	2-0	351	338	166	166	4	4	
TOTALS	RPI 1-25	RPI 26-50	W-L RECORDS	RPI 51-100	RPI 101-150	RPI 150+				
14- 5	1- 1	2- 1	OVERALL	0- 1	2- 2	9- 0				
11- 2	0- 0	2- 0	HOME	0- 1	1- 1	8- 0				
2- 3	1- 1	0- 1	AWAY	0- 0	1- 1	0- 0				
1- 0	0- 0	0- 0	NEUTRAL	0- 0	0- 0	1- 0				
11- 0	0- 0	0- 0	NON-CONFERENCE	0- 0	2- 0	9- 0				
9- 0	0- 0	0- 0	HOME	0- 0	1- 0	8- 0				
1- 0	0- 0	0- 0	AWAY	0- 0	1- 0	0- 0				
1- 0	0- 0	0- 0	NEUTRAL	0- 0	0- 0	1- 0				
3- 5	1- 1	2- 1	CONFERENCE	0- 1	0- 2	0- 0				
2- 2	0- 0	2- 0	HOME	0- 1	0- 1	0- 0				
1- 3	1- 1	0- 1	AWAY	0- 0	0- 1	0- 0				
0- 0	0- 0	0- 0	NEUTRAL	0- 0	0- 0	0- 0				

RPI 1-25				RPI 26-50				RPI 51-100				RPI 101+ Team's RPI: 141			
RPI	S	Opponent	Score	RPI	S	Opponent	Score	RPI	S	Opponent	Score	RPI	S	Opponent	Score
7	A	Baylor	79 87	37	A	Texas	66 92	56	H	Iowa St.	66 96	116	A	Kansas	50 67
22	A	TCU	80 76	39	H	Oklahoma	89 84					124	A	San Diego	64 60
				49	H	Oklahoma St.	109 79					142	H	Kansas St.	72 76
												143	H	Sam Houston St.	99 57
												272	H	Ole Miss	84 48
												296	H	Prairie View	82 48
												299	H	UTSA	115 58
												310	H	Houston Baptist	59 51
												318	H	Ark.-Pine Bluff	81 55
												320	N	Purdue Fort Wayne	82 48
												342	H	Northwestern St.	79 49
												346	H	La.-Monroe	83 38
												347	H	Florida A&M	98 60
LAST 10 Division I															
49	H	Oklahoma St.	109 79	142	H	Kansas St.	72 76								
7	A	Baylor	79 87	22	A	TCU	80 76								
39	H	Oklahoma	89 84	56	H	Iowa St.	66 96								
116	A	Kansas	50 67	299	H	UTSA	115 58								
37	A	Texas	66 92	346	H	La.-Monroe	83 38								

Non-Div I Games:

Texas Tech

■ Loss, 
 ■ Non-Conf, S Site, 
 ■ Home 
 ■ Away 
 N Neutral

Average RPI Win: <b>199</b>	WON-LOST	WINNING	LAST 10	STRENGTH OF	OPP. STRENGTH	TEAM	ADJ.	CONF.	ADJ CONF.
Average RPI Loss: <b>114</b>	RECORD	PCT. RANK	GAMES	SCHEDULE	OF SCHEDULE	RPI	RPI	RPI	RPI
DIV. I ONLY	10- 9	163	7-3	164	128	169	169	10	10
DIV. I NON-CONF.	5- 6	187	2-0	232	206	219	219	10	10
TOTALS	RPI 1-25	RPI 26-50	W-L RECORDS	RPI 51-100	RPI 101-150	RPI 150+			
10- 9	0- 1	0- 0	OVERALL	2- 3	2- 1	6- 4			
6- 4	0- 0	0- 0	HOME	2- 1	1- 0	3- 3			
3- 4	0- 1	0- 0	AWAY	0- 1	0- 1	3- 1			
1- 1	0- 0	0- 0	NEUTRAL	0- 1	1- 0	0- 0			
5- 6	0- 0	0- 0	NON-CONFERENCE	1- 3	1- 1	3- 2			
2- 3	0- 0	0- 0	HOME	1- 1	0- 0	1- 2			
2- 2	0- 0	0- 0	AWAY	0- 1	0- 1	2- 0			
1- 1	0- 0	0- 0	NEUTRAL	0- 1	1- 0	0- 0			
5- 3	0- 1	0- 0	CONFERENCE	1- 0	1- 0	3- 2			
4- 1	0- 0	0- 0	HOME	1- 0	1- 0	2- 1			
1- 2	0- 1	0- 0	AWAY	0- 0	0- 0	1- 1			
0- 0	0- 0	0- 0	NEUTRAL	0- 0	0- 0	0- 0			

RPI 1-25				RPI 26-50				RPI 51-100				RPI 101+ Team's RPI: 169			
RPI	S	Opponent	Score	RPI	S	Opponent	Score	RPI	S	Opponent	Score	RPI	S	Opponent	Score
17	A	Central Mich.	66 <b>73</b>					63	H	Belmont	53 48	105	A	Notre Dame	51 <b>54</b>
								64	N	Troy	64 <b>71</b>	108	N	Pacific	66 65
								78	H	Dayton	42 <b>60</b>	113	H	Kent St.	69 60
								91	H	Buffalo	71 59	156	A	Western Mich.	72 <b>84</b>
								98	A	Duquesne	74 <b>79</b>	159	H	Valparaiso	54 <b>61</b>
												167	H	Eastern Mich.	62 <b>77</b>
												179	H	Memphis	76 <b>83</b>
												185	A	Northern Ill.	63 51
												197	H	Akron	65 61
												231	H	Bowling Green	79 72
												327	A	Georgia St.	74 48
												329	A	Detroit Mercy	82 64
												341	H	Canisius	83 65
LAST 10 Division I															
113	H	Kent St.	69 60	185	A	Northern Ill.	63 51								
167	H	Eastern Mich.	62 <b>77</b>	91	H	Buffalo	71 59								
17	A	Central Mich.	66 <b>73</b>	156	A	Western Mich.	72 <b>84</b>								
231	H	Bowling Green	79 72	341	H	Canisius	83 65								
197	H	Akron	65 61	108	N	Pacific	66 65								

Non-Div I Games:

Toledo

Average RPI Win:	209	WON-LOST	WINNING	LAST 10	STRENGTH OF	OPP. STRENGTH	TEAM	ADJ.	CONF.	ADJ CONF.
Average RPI Loss:	123	RECORD	PCT. RANK	GAMES	SCHEDULE	OF SCHEDULE	RPI	RPI	RPI	RPI
DIV. I ONLY	9- 10	194	6-4	160	107	193	193	14	14	
DIV. I NON-CONF.	4- 6	212	1-0	171	44	223	223	13	13	
TOTALS	RPI 1-25	RPI 26-50	W-L RECORDS	RPI 51-100	RPI 101-150	RPI 150+				
9- 10	0- 1	1- 1	OVERALL	0- 2	1- 2	7- 4				
6- 4	0- 0	1- 0	HOME	0- 1	1- 1	4- 2				
2- 5	0- 0	0- 1	AWAY	0- 1	0- 1	2- 2				
1- 1	0- 1	0- 0	NEUTRAL	0- 0	0- 0	1- 0				
4- 6	0- 1	0- 1	NON-CONFERENCE	0- 1	0- 1	4- 2				
3- 2	0- 0	0- 0	HOME	0- 1	0- 0	3- 1				
0- 3	0- 0	0- 1	AWAY	0- 0	0- 1	0- 1				
1- 1	0- 1	0- 0	NEUTRAL	0- 0	0- 0	1- 0				
5- 4	0- 0	1- 0	CONFERENCE	0- 1	1- 1	3- 2				
3- 2	0- 0	1- 0	HOME	0- 0	1- 1	1- 1				
2- 2	0- 0	0- 0	AWAY	0- 1	0- 0	2- 1				
0- 0	0- 0	0- 0	NEUTRAL	0- 0	0- 0	0- 0				

RPI	S	Opponent	Score	RPI	S	Opponent	Score	RPI	S	Opponent	Score	RPI	S	Opponent	Score	Team's RPI: 193
12	N	Iowa	72 100	44	H	James Madison	76 75	54	H	Temple	59 74	124	A	San Diego	67 81	
				46	A	Rutgers	53 67	57	A	Drexel	50 59	129	H	Northeastern	81 68	
												144	H	William & Mary	75 83	
												153	H	Elon	61 74	
												189	H	American	63 60	
												190	H	Penn St.	67 73	
												211	A	Delaware	62 69	
												213	H	Mt. St. Mary's	73 57	
												238	N	Iona	75 58	
												243	A	San Diego St.	72 80	
												247	A	Col. of Charleston	79 62	
												255	A	UNCW	62 41	
												258	H	Marshall	59 56	
												311	H	Hofstra	84 71	
LAST 10 Division I																
211	A	Delaware	62 69	247	A	Col. of Charleston	79 62									
57	A	Drexel	50 59	44	H	James Madison	76 75									
311	H	Hofstra	84 71	144	H	William & Mary	75 83									
129	H	Northeastern	81 68	153	H	Elon	61 74									
255	A	UNCW	62 41	258	H	Marshall	59 56									

Non-Div I Games: Chestnut Hill 86 49

Towson

Average RPI Win:	224	WON-LOST	WINNING	LAST 10	STRENGTH OF	OPP. STRENGTH	TEAM	ADJ.	CONF.	ADJ CONF.
Average RPI Loss:	69	RECORD	PCT. RANK	GAMES	SCHEDULE	OF SCHEDULE	RPI	RPI	RPI	RPI
DIV. I ONLY	15- 3	21	9-1	203	209	64	64	21	21	
DIV. I NON-CONF.	7- 2	54	1-0	123	103	34	34	20	20	
TOTALS	RPI 1-25	RPI 26-50	W-L RECORDS	RPI 51-100	RPI 101-150	RPI 150+				
15- 3	0- 1	0- 1	OVERALL	0- 0	5- 0	10- 1				
7- 1	0- 0	0- 0	HOME	0- 0	2- 0	5- 1				
6- 2	0- 1	0- 1	AWAY	0- 0	2- 0	4- 0				
2- 0	0- 0	0- 0	NEUTRAL	0- 0	1- 0	1- 0				
7- 2	0- 1	0- 1	NON-CONFERENCE	0- 0	3- 0	4- 0				
2- 0	0- 0	0- 0	HOME	0- 0	0- 0	2- 0				
3- 2	0- 1	0- 1	AWAY	0- 0	2- 0	1- 0				
2- 0	0- 0	0- 0	NEUTRAL	0- 0	1- 0	1- 0				
8- 1	0- 0	0- 0	CONFERENCE	0- 0	2- 0	6- 1				
5- 1	0- 0	0- 0	HOME	0- 0	2- 0	3- 1				
3- 0	0- 0	0- 0	AWAY	0- 0	0- 0	3- 0				
0- 0	0- 0	0- 0	NEUTRAL	0- 0	0- 0	0- 0				

RPI 1-25				RPI 26-50				RPI 51-100				Team's RPI: 64	RPI 101+			
RPI	S	Opponent	Score	RPI	S	Opponent	Score	RPI	S	Opponent	Score		RPI	S	Opponent	Score
14	A	Mississippi St.	82 122	42	A	Duke	85 99						109	H	UT Arlington	85 69
													113	N	Kent St.	71 64
													126	H	Coastal Caro.	84 77
													146	A	Samford	74 65
													147	A	Bethune-Cookman	68 62
													152	H	Louisiana	73 79
													169	N	Toledo	71 64
													219	A	Chattanooga	90 51
													250	H	South Alabama	85 68
													260	H	ETSU	79 61
													275	H	Texas St.	84 50
													276	H	Appalachian St.	84 55
													295	A	Ga. Southern	79 69
													307	H	Jacksonville St.	94 64
													327	A	Georgia St.	71 57
													346	A	La.-Monroe	72 65
LAST 10 Division I																
250	H	South Alabama	85 68	152	H	Louisiana	73 79									
109	H	UT Arlington	85 69	346	A	La.-Monroe	72 65									
275	H	Texas St.	84 50	276	H	Appalachian St.	84 55									
327	A	Georgia St.	71 57	126	H	Coastal Caro.	84 77									
295	A	Ga. Southern	79 69	113	N	Kent St.	71 64									

Non-Div I Games: AUM 72 42 Fort Valley St. 101 52

Troy

Tulane

Through Games Of Feb. 3, 2020

Average RPI Win:	183	WON-LOST	WINNING	LAST 10	STRENGTH OF	OPP. STRENGTH	TEAM	ADJ.	CONF.	ADJ CONF.
Average RPI Loss:	91	RECORD	PCT. RANK	GAMES	SCHEDULE	OF SCHEDULE	RPI	RPI	RPI	RPI
DIV. I ONLY	12- 10	152	8-2	100	84	140	140	9	9	
DIV. I NON-CONF.	5- 8	221	1-0	82	63	191	191	9	9	
TOTALS	RPI 1-25	RPI 26-50	W-L RECORDS	RPI 51-100	RPI 101-150	RPI 150+				
12- 10	0- 1	0- 1	OVERALL	2- 5	1- 2	9- 1				
7- 7	0- 1	0- 1	HOME	2- 2	0- 2	5- 1				
5- 1	0- 0	0- 0	AWAY	0- 1	1- 0	4- 0				
0- 2	0- 0	0- 0	NEUTRAL	0- 2	0- 0	0- 0				
5- 8	0- 1	0- 1	NON-CONFERENCE	0- 4	1- 1	4- 1				
3- 6	0- 1	0- 1	HOME	0- 2	0- 1	3- 1				
2- 0	0- 0	0- 0	AWAY	0- 0	1- 0	1- 0				
0- 2	0- 0	0- 0	NEUTRAL	0- 2	0- 0	0- 0				
7- 2	0- 0	0- 0	CONFERENCE	2- 1	0- 1	5- 0				
4- 1	0- 0	0- 0	HOME	2- 0	0- 1	2- 0				
3- 1	0- 0	0- 0	AWAY	0- 1	0- 0	3- 0				
0- 0	0- 0	0- 0	NEUTRAL	0- 0	0- 0	0- 0				

RPI S	Opponent	Score	RPI S	Opponent	Score	RPI S	Opponent	Score	RPI S	Opponent	Score	Team's RPI: 140
21	H LSU	54 59	48	H Colorado	52 62	60	H Middle Tenn.	62 64	103	H Texas Southern	62 72	
						61	N Boston College	76 89	132	A Washington	64 62	
						62	H UCF	60 59	149	H Houston	60 66	
						66	N Charlotte	56 60	160	H Jackson St.	82 46	
						72	H Alabama	56 66	170	A Wichita St.	61 56	
						79	A South Fla.	56 63	179	H Memphis	59 55	
						89	H Cincinnati	64 59	191	A Southern Miss.	62 58	
									214	H Central Ark.	65 38	
									220	A SMU	67 66	
									244	A Tulsa	50 46	
									244	H Tulsa	64 62	
									250	H South Alabama	53 62	
									295	H Ga. Southern	56 40	
LAST 10 Division I												
149	H Houston	60 66	220	A SMU	67 66							
244	A Tulsa	50 46	179	H Memphis	59 55							
79	A South Fla.	56 63	244	H Tulsa	64 62							
62	H UCF	60 59	170	A Wichita St.	61 56							
89	H Cincinnati	64 59	295	H Ga. Southern	56 40							

Non-Div I Games:

Tulane

Loss, Non-Conf, S Site, H Home A Away N Neutral



Average RPI Win:	249	WON-LOST	WINNING	LAST 10	STRENGTH OF	OPP. STRENGTH	TEAM	ADJ.	CONF.	ADJ CONF.
Average RPI Loss:	112	RECORD	PCT. RANK	GAMES	SCHEDULE	OF SCHEDULE	RPI	RPI	RPI	RPI
DIV. I ONLY	6- 16	290	2-8	91	102	244	244	9	9	
DIV. I NON-CONF.	5- 8	221	1-0	89	181	189	189	9	9	
TOTALS	RPI 1-25	RPI 26-50	W-L RECORDS	RPI 51-100	RPI 101-150	RPI 150+				
6- 16	0- 1	0- 4	OVERALL	0- 2	0- 4	6- 5				
5- 5	0- 0	0- 1	HOME	0- 2	0- 2	5- 0				
1- 9	0- 1	0- 1	AWAY	0- 0	0- 2	1- 5				
0- 2	0- 0	0- 2	NEUTRAL	0- 0	0- 0	0- 0				
5- 8	0- 0	0- 4	NON-CONFERENCE	0- 0	0- 2	5- 2				
4- 2	0- 0	0- 1	HOME	0- 0	0- 1	4- 0				
1- 4	0- 0	0- 1	AWAY	0- 0	0- 1	1- 2				
0- 2	0- 0	0- 2	NEUTRAL	0- 0	0- 0	0- 0				
1- 8	0- 1	0- 0	CONFERENCE	0- 2	0- 2	1- 3				
1- 3	0- 0	0- 0	HOME	0- 2	0- 1	1- 0				
0- 5	0- 1	0- 0	AWAY	0- 0	0- 1	0- 3				
0- 0	0- 0	0- 0	NEUTRAL	0- 0	0- 0	0- 0				

RPI	S	Opponent	Score	RPI	S	Opponent	Score	RPI	S	Opponent	Score	RPI	S	Opponent	Score	Team's RPI: 244
10	A	UConn	34 92	32	N	Western Ky.	63 76	54	H	Temple	65 74	114	H	SFA	63 67	
				35	N	Marquette	60 61	79	H	South Fla.	52 68	120	A	Abilene Christian	63 73	
				41	A	Arkansas	41 91					140	A	Tulane	62 64	
				49	H	Oklahoma St.	48 78					140	H	Tulane	46 50	
												170	A	Wichita St.	46 57	
												177	A	Little Rock	51 63	
												179	A	Memphis	44 63	
												203	H	Arkansas St.	79 77	
												220	A	SMU	38 57	
												226	A	Stetson	60 66	
												233	A	UTEP	58 51	
												253	H	Oral Roberts	67 65	
												262	H	LMU (CA)	75 56	
												267	H	Colorado St.	61 55	
												274	H	East Carolina	58 56	
LAST 10 Division I																
179	A	Memphis	44 63	170	A	Wichita St.	46 57									
140	H	Tulane	46 50	79	H	South Fla.	52 68									
220	A	SMU	38 57	140	A	Tulane	62 64									
274	H	East Carolina	58 56	54	H	Temple	65 74									
10	A	UConn	34 92	233	A	UTEP	58 51									

Non-Div I Games:

Tulsa

■ Loss, 
■ Non-Conf, 
■ S Site, 
■ H Home 
■ A Away 
N Neutral

Average RPI Win:	209	WON-LOST	WINNING	LAST 10	STRENGTH OF	OPP. STRENGTH	TEAM	ADJ.	CONF.	ADJ CONF.
Average RPI Loss:	103	RECORD	PCT. RANK	GAMES	SCHEDULE	OF SCHEDULE	RPI	RPI	RPI	RPI
DIV. I ONLY	13- 7	84	7-3	162	127	109	109	13	13	
DIV. I NON-CONF.	6- 4	123	0	200	121	144	144	14	14	
TOTALS	RPI 1-25	RPI 26-50	W-L RECORDS	RPI 51-100	RPI 101-150	RPI 150+				
13- 7	0- 0	1- 3	OVERALL	0- 1	3- 1	9- 2				
9- 2	0- 0	1- 0	HOME	0- 1	2- 1	6- 0				
3- 4	0- 0	0- 2	AWAY	0- 0	0- 0	3- 2				
1- 1	0- 0	0- 1	NEUTRAL	0- 0	1- 0	0- 0				
6- 4	0- 0	0- 2	NON-CONFERENCE	0- 0	3- 1	3- 1				
4- 1	0- 0	0- 0	HOME	0- 0	2- 1	2- 0				
1- 2	0- 0	0- 1	AWAY	0- 0	0- 0	1- 1				
1- 1	0- 0	0- 1	NEUTRAL	0- 0	1- 0	0- 0				
7- 3	0- 0	1- 1	CONFERENCE	0- 1	0- 0	6- 1				
5- 1	0- 0	1- 0	HOME	0- 1	0- 0	4- 0				
2- 2	0- 0	0- 1	AWAY	0- 0	0- 0	2- 1				
0- 0	0- 0	0- 0	NEUTRAL	0- 0	0- 0	0- 0				

RPI S	Opponent	Score	RPI S	Opponent	Score	RPI S	Opponent	Score	RPI S	Opponent	Score	Team's RPI: 109
29	H Old Dominion	76 65	32	A Western Ky.	65 69	66	H Charlotte	75 83	101	H Boise St.	81 83	
39	A Oklahoma	75 82	48	N Colorado	69 77				103	N Texas Southern	84 68	
									121	H Auburn	80 75	
									146	H Samford	76 69	
									179	A Memphis	52 77	
									180	H Fla. Atlantic	92 73	
									191	A Southern Miss.	74 68	
									233	H UTEP	63 51	
									237	A Louisiana Tech	71 51	
									250	H South Alabama	77 61	
									258	A Marshall	56 61	
									282	H FIU	71 58	
									299	H UTSA	94 55	
									319	A Alcorn	86 65	
									333	H McNeese	97 70	
LAST 10 Division I												
233	H UTEP	63 51	282	H FIU	71 58							
299	H UTSA	94 55	258	A Marshall	56 61							
237	A Louisiana Tech	71 51	32	A Western Ky.	65 69							
191	A Southern Miss.	74 68	29	H Old Dominion	76 65							
180	H Fla. Atlantic	92 73	66	H Charlotte	75 83							

Non-Div I Games: Ala.-Huntsville 74 57 Tuskegee 103 60

UAB

Loss, Non-Conf, S Site, H Home A Away N Neutral

Average RPI Win:	242	WON-LOST	WINNING	LAST 10	STRENGTH OF	OPP. STRENGTH	TEAM	ADJ.	CONF.	ADJ CONF.
Average RPI Loss:	142	RECORD	PCT. RANK	GAMES	SCHEDULE	OF SCHEDULE	RPI	RPI	RPI	RPI
DIV. I ONLY	10- 9	163	6-4	198	200	168	168	28	28	
DIV. I NON-CONF.	4- 8	235	0-3	117	145	209	209	26	26	
TOTALS	RPI 1-25	RPI 26-50	W-L RECORDS	RPI 51-100	RPI 101-150	RPI 150+				
10- 9	0- 1	0- 0	OVERALL	0- 3	0- 0	10- 5				
7- 2	0- 0	0- 0	HOME	0- 0	0- 0	7- 2				
3- 7	0- 1	0- 0	AWAY	0- 3	0- 0	3- 3				
0- 0	0- 0	0- 0	NEUTRAL	0- 0	0- 0	0- 0				
4- 8	0- 1	0- 0	NON-CONFERENCE	0- 3	0- 0	4- 4				
3- 2	0- 0	0- 0	HOME	0- 0	0- 0	3- 2				
1- 6	0- 1	0- 0	AWAY	0- 3	0- 0	1- 2				
0- 0	0- 0	0- 0	NEUTRAL	0- 0	0- 0	0- 0				
6- 1	0- 0	0- 0	CONFERENCE	0- 0	0- 0	6- 1				
4- 0	0- 0	0- 0	HOME	0- 0	0- 0	4- 0				
2- 1	0- 0	0- 0	AWAY	0- 0	0- 0	2- 1				
0- 0	0- 0	0- 0	NEUTRAL	0- 0	0- 0	0- 0				

RPI 1-25				RPI 26-50				RPI 51-100				RPI 101+ Team's RPI: 168			
RPI	S	Opponent	Score	RPI	S	Opponent	Score	RPI	S	Opponent	Score	RPI	S	Opponent	Score
4	A	Stanford	55 67					55	A	Minnesota	67 76	161	A	Northern Ariz.	71 61
								70	A	Fresno St.	65 73	163	H	Boston U.	75 68
								93	A	Montana St.	65 77	172	A	Saint Mary's (CA)	74 83
												181	H	Santa Clara	61 62
												186	H	Portland St.	70 76
												192	H	Hawaii	62 49
												218	A	Pepperdine	67 70
												223	H	San Francisco	79 67
												259	H	Long Beach St.	57 55
												265	A	UC Santa Barbara	56 46
												265	H	UC Santa Barbara	66 63
												271	H	CSUN	61 39
												298	A	UC Riverside	70 75
												306	H	Sacramento St.	77 75
												317	A	Cal Poly	42 36
LAST 10 Division I															
265	H	UC Santa Barbara	66 63	192	H	Hawaii	62 49								
271	H	CSUN	61 39	298	A	UC Riverside	70 75								
317	A	Cal Poly	42 36	4	A	Stanford	55 67								
265	A	UC Santa Barbara	56 46	218	A	Pepperdine	67 70								
259	H	Long Beach St.	57 55	55	A	Minnesota	67 76								

Non-Div I Games: William Jessup 96 32

UC Davis

■ Loss, 
 ■ Non-Conf, 
 ■ S Site, 
 ■ Home 
 ■ A Away 
 N Neutral

Average RPI Win:	240	WON-LOST	WINNING	LAST 10	STRENGTH OF	OPP. STRENGTH	TEAM	ADJ.	CONF.	ADJ CONF.
Average RPI Loss:	190	RECORD	PCT. RANK	GAMES	SCHEDULE	OF SCHEDULE	RPI	RPI	RPI	RPI
DIV. I ONLY	5- 15	295	2-8	251	215	297	297	28	28	
DIV. I NON-CONF.	3- 10	282	0-3	148	166	272	272	26	26	
TOTALS	RPI 1-25	RPI 26-50	W-L RECORDS	RPI 51-100	RPI 101-150	RPI 150+				
5- 15	0- 1	0- 0	OVERALL	0- 3	1- 0	4- 11				
2- 4	0- 0	0- 0	HOME	0- 0	1- 0	1- 4				
2- 7	0- 1	0- 0	AWAY	0- 1	0- 0	2- 5				
1- 4	0- 0	0- 0	NEUTRAL	0- 2	0- 0	1- 2				
3- 10	0- 1	0- 0	NON-CONFERENCE	0- 3	1- 0	2- 6				
2- 1	0- 0	0- 0	HOME	0- 0	1- 0	1- 1				
0- 5	0- 1	0- 0	AWAY	0- 1	0- 0	0- 3				
1- 4	0- 0	0- 0	NEUTRAL	0- 2	0- 0	1- 2				
2- 5	0- 0	0- 0	CONFERENCE	0- 0	0- 0	2- 5				
0- 3	0- 0	0- 0	HOME	0- 0	0- 0	0- 3				
2- 2	0- 0	0- 0	AWAY	0- 0	0- 0	2- 2				
0- 0	0- 0	0- 0	NEUTRAL	0- 0	0- 0	0- 0				

RPI 1-25			RPI 26-50			RPI 51-100			RPI 101+ Team's RPI: 297		
RPI	S	Opponent	Score	RPI	S	Opponent	Score	RPI	S	Opponent	Score
11	A	Oregon St.	57 86					83	A	Washington St.	59 87
								95	N	Davidson	72 78
								99	N	Vanderbilt	63 76
								137	H	San Jose St.	79 77
								174	N	North Ala.	60 88
								186	H	Portland St.	61 70
								186	N	Portland St.	83 75
								192	A	Hawaii	70 94
								216	A	Southern Utah	68 82
								220	A	SMU	56 59
								223	N	San Francisco	61 68
								259	H	Long Beach St.	46 56
								262	H	LMU (CA)	80 65
								265	H	UC Santa Barbara	61 65
								271	A	CSUN	62 70
								271	H	CSUN	51 56
								287	A	Denver	75 83
								298	A	UC Riverside	77 53
								317	A	Cal Poly	68 57
LAST 10 Division I											
298	A	UC Riverside	77 53	265	H	UC Santa Barbara	61 65				
192	A	Hawaii	70 94	271	A	CSUN	62 70				
259	H	Long Beach St.	46 56	220	A	SMU	56 59				
271	H	CSUN	51 56	223	N	San Francisco	61 68				
317	A	Cal Poly	68 57	99	N	Vanderbilt	63 76				

Non-Div I Games: Westcliff 93 41

UC Irvine

■ Loss, 
 ■ Non-Conf, 
 ■ S Site, 
 ■ Home 
 ■ A Away 
 N Neutral

## UC Riverside

Through Games Of Feb. 3, 2020

Average RPI Win:	263	WON-LOST	WINNING	LAST 10	STRENGTH OF	OPP. STRENGTH	TEAM	ADJ.	CONF.	ADJ CONF.
Average RPI Loss:	189	RECORD	PCT. RANK	GAMES	SCHEDULE	OF SCHEDULE	RPI	RPI	RPI	RPI
DIV. I ONLY	6- 15	285	3-7	252	222	298	298	28	28	
DIV. I NON-CONF.	4- 10	259	1-2	190	224	260	260	26	26	
TOTALS	RPI 1-25	RPI 26-50	W-L RECORDS	RPI 51-100	RPI 101-150	RPI 150+				
6- 15	0- 1	0- 1	OVERALL	0- 1	0- 2	6- 10				
5- 4	0- 0	0- 0	HOME	0- 1	0- 0	5- 3				
1- 11	0- 1	0- 1	AWAY	0- 0	0- 2	1- 7				
0- 0	0- 0	0- 0	NEUTRAL	0- 0	0- 0	0- 0				
4- 10	0- 1	0- 1	NON-CONFERENCE	0- 1	0- 2	4- 5				
3- 2	0- 0	0- 0	HOME	0- 1	0- 0	3- 1				
1- 8	0- 1	0- 1	AWAY	0- 0	0- 2	1- 4				
0- 0	0- 0	0- 0	NEUTRAL	0- 0	0- 0	0- 0				
2- 5	0- 0	0- 0	CONFERENCE	0- 0	0- 0	2- 5				
2- 2	0- 0	0- 0	HOME	0- 0	0- 0	2- 2				
0- 3	0- 0	0- 0	AWAY	0- 0	0- 0	0- 3				
0- 0	0- 0	0- 0	NEUTRAL	0- 0	0- 0	0- 0				

RPI 1-25				RPI 26-50				RPI 51-100				RPI 101+ Team's RPI: 298			
RPI	S	Opponent	Score	RPI	S	Opponent	Score	RPI	S	Opponent	Score	RPI	S	Opponent	Score
1	A	Oregon	41 84	26	A	Arizona	27 70	86	H	Southern California	59 76	106	A	VCU	51 67
												128	A	California	61 84
												168	H	UC Davis	75 70
												192	A	Hawaii	57 80
												192	H	Hawaii	59 65
												199	H	CSU Bakersfield	53 52
												204	A	New Mexico	70 80
												216	A	Southern Utah	68 79
												233	A	UTEP	50 63
												259	A	Long Beach St.	67 73
												265	H	UC Santa Barbara	66 61
												267	A	Colorado St.	40 52
												297	H	UC Irvine	53 77
												300	H	California Baptist	80 64
												316	H	Weber St.	54 64
												317	A	Cal Poly	70 75
												321	A	New Mexico St.	60 58
												326	H	Utah Valley	67 53
LAST 10 Division I															
297	H	UC Irvine	53 77	192	A	Hawaii	57 80								
259	A	Long Beach St.	67 73	168	H	UC Davis	75 70								
192	H	Hawaii	59 65	199	H	CSU Bakersfield	53 52								
317	A	Cal Poly	70 75	106	A	VCU	51 67								
265	H	UC Santa Barbara	66 61	216	A	Southern Utah	68 79								

Non-Div I Games:

UC Riverside

■ Loss, 
 ■ Non-Conf, 
 ■ S Site, 
 ■ Home 
 ■ Away 
 N Neutral

Average RPI Win:	265	WON-LOST	WINNING	LAST 10	STRENGTH OF	OPP. STRENGTH	TEAM	ADJ.	CONF.	ADJ CONF.
Average RPI Loss:	181	RECORD	PCT. RANK	GAMES	SCHEDULE	OF SCHEDULE	RPI	RPI	RPI	RPI
DIV. I ONLY	7- 12	247	3-7	226	316	265	265	28	28	
DIV. I NON-CONF.	4- 8	235	0-3	163	307	261	261	26	26	
TOTALS	RPI 1-25	RPI 26-50	W-L RECORDS	RPI 51-100	RPI 101-150	RPI 150+				
7- 12	0- 0	0- 1	OVERALL	1- 0	0- 3	6- 8				
4- 4	0- 0	0- 0	HOME	1- 0	0- 2	3- 2				
2- 7	0- 0	0- 1	AWAY	0- 0	0- 0	2- 6				
1- 1	0- 0	0- 0	NEUTRAL	0- 0	0- 1	1- 0				
4- 8	0- 0	0- 1	NON-CONFERENCE	1- 0	0- 3	3- 4				
3- 2	0- 0	0- 0	HOME	1- 0	0- 2	2- 0				
0- 5	0- 0	0- 1	AWAY	0- 0	0- 0	0- 4				
1- 1	0- 0	0- 0	NEUTRAL	0- 0	0- 1	1- 0				
3- 4	0- 0	0- 0	CONFERENCE	0- 0	0- 0	3- 4				
1- 2	0- 0	0- 0	HOME	0- 0	0- 0	1- 2				
2- 2	0- 0	0- 0	AWAY	0- 0	0- 0	2- 2				
0- 0	0- 0	0- 0	NEUTRAL	0- 0	0- 0	0- 0				

RPI S	Opponent	Score	RPI S	Opponent	Score	RPI S	Opponent	Score	RPI S	Opponent	Score	Team's RPI: 265
26	A Arizona	42 61	86	H Southern California	57 46	108	H Pacific	53 63	114	N SFA	56 67	
						137	H San Jose St.	70 73	168	A UC Davis	63 66	
						168	H UC Davis	46 56	172	A Saint Mary's (CA)	43 64	
						199	A CSU Bakersfield	62 66	234	A Cal St. Fullerton	75 66	
						234	H Cal St. Fullerton	68 70	243	H San Diego St.	64 52	
						251	A Grand Canyon	57 58	297	A UC Irvine	65 61	
						298	A UC Riverside	61 66	300	A California Baptist	81 85	
						317	H Cal Poly	52 50	326	H Utah Valley	59 51	
						349	N Chicago St.	96 65				
LAST 10 Division I												
168	A UC Davis	63 66	317	H Cal Poly	52 50							
234	A Cal St. Fullerton	75 66	234	H Cal St. Fullerton	68 70							
168	H UC Davis	46 56	26	A Arizona	42 61							
298	A UC Riverside	61 66	251	A Grand Canyon	57 58							
297	A UC Irvine	65 61	199	A CSU Bakersfield	62 66							

Non-Div I Games: Ottawa (AZ) 72 57

UC Santa Barbara

Loss, Non-Conf, S Site, H Home A Away N Neutral

Average RPI Win:	177	WON-LOST	WINNING	LAST 10	STRENGTH OF	OPP. STRENGTH	TEAM	ADJ.	CONF.	ADJ CONF.
Average RPI Loss:	54	RECORD	PCT. RANK	GAMES	SCHEDULE	OF SCHEDULE	RPI	RPI	RPI	RPI
DIV. I ONLY	12- 8	110	6-4	33	80	62	62	9	9	
DIV. I NON-CONF.	8- 4	90	2-0	28	84	47	47	9	9	
TOTALS	RPI 1-25	RPI 26-50	W-L RECORDS	RPI 51-100	RPI 101-150	RPI 150+				
12- 8	1- 3	0- 1	OVERALL	1- 3	1- 1	9- 0				
10- 1	1- 1	0- 0	HOME	0- 0	0- 0	9- 0				
2- 5	0- 1	0- 0	AWAY	1- 3	1- 1	0- 0				
0- 2	0- 1	0- 1	NEUTRAL	0- 0	0- 0	0- 0				
8- 4	1- 2	0- 1	NON-CONFERENCE	0- 1	1- 0	6- 0				
7- 0	1- 0	0- 0	HOME	0- 0	0- 0	6- 0				
1- 2	0- 1	0- 0	AWAY	0- 1	1- 0	0- 0				
0- 2	0- 1	0- 1	NEUTRAL	0- 0	0- 0	0- 0				
4- 4	0- 1	0- 0	CONFERENCE	1- 2	0- 1	3- 0				
3- 1	0- 1	0- 0	HOME	0- 0	0- 0	3- 0				
1- 3	0- 0	0- 0	AWAY	1- 2	0- 1	0- 0				
0- 0	0- 0	0- 0	NEUTRAL	0- 0	0- 0	0- 0				

RPI	S	Opponent	Score	RPI	S	Opponent	Score	RPI	S	Opponent	Score	RPI	S	Opponent	Score
6	N	UCLA	56 61	44	N	James Madison	43 46	54	A	Temple	65 67	114	A	SFA	63 57
10	H	UConn	52 59					63	A	Belmont	37 72	140	A	Tulane	59 60
17	H	Central Mich.	64 58					79	A	South Fla.	64 57	165	H	Quinnipiac	80 58
25	A	FGCU	50 72					89	A	Cincinnati	64 81	172	H	Saint Mary's (CA)	67 58
												179	H	Memphis	82 66
												198	H	Wright St.	69 53
												211	H	Delaware	75 49
												220	H	SMU	67 57
												226	H	Stetson	66 40
												268	H	Pittsburgh	74 58
												274	H	East Carolina	91 55
LAST 10 Division I															
220	H	SMU	67 57	10	H	UConn	52 59								
54	A	Temple	65 67	89	A	Cincinnati	64 81								
179	H	Memphis	82 66	274	H	East Carolina	91 55								
140	A	Tulane	59 60	17	H	Central Mich.	64 58								
79	A	South Fla.	64 57	198	H	Wright St.	69 53								

Non-Div I Games:

UCF

■ Loss, 
 ■ Non-Conf, 
 ■ S Site, 
 ■ Home 
 ■ A Away 
 N Neutral

Average RPI Win:	116	WON-LOST	WINNING	LAST 10	STRENGTH OF	OPP. STRENGTH	TEAM	ADJ.	CONF.	ADJ CONF.
Average RPI Loss:	56	RECORD	PCT. RANK	GAMES	SCHEDULE	OF SCHEDULE	RPI	RPI	RPI	RPI
DIV. I ONLY	19- 2	11	8-2	38	23	6	6	1	1	
DIV. I NON-CONF.	11- 0	1	0	130	49	14	14	1	1	
TOTALS	RPI 1-25	RPI 26-50	W-L RECORDS	RPI 51-100	RPI 101-150	RPI 150+				
19- 2	1- 0	6- 1	OVERALL	4- 1	3- 0	5- 0				
11- 0	0- 0	3- 0	HOME	2- 0	2- 0	4- 0				
7- 2	1- 0	3- 1	AWAY	1- 1	1- 0	1- 0				
1- 0	0- 0	0- 0	NEUTRAL	1- 0	0- 0	0- 0				
11- 0	1- 0	2- 0	NON-CONFERENCE	2- 0	1- 0	5- 0				
6- 0	0- 0	1- 0	HOME	0- 0	1- 0	4- 0				
4- 0	1- 0	1- 0	AWAY	1- 0	0- 0	1- 0				
1- 0	0- 0	0- 0	NEUTRAL	1- 0	0- 0	0- 0				
8- 2	0- 0	4- 1	CONFERENCE	2- 1	2- 0	0- 0				
5- 0	0- 0	2- 0	HOME	2- 0	1- 0	0- 0				
3- 2	0- 0	2- 1	AWAY	0- 1	1- 0	0- 0				
0- 0	0- 0	0- 0	NEUTRAL	0- 0	0- 0	0- 0				

RPI 1-25				Team's RPI: 6				RPI 26-50				RPI 51-100				RPI 101+			
RPI	S	Opponent	Score					RPI	S	Opponent	Score	RPI	S	Opponent	Score	RPI	S	Opponent	Score
13	A	Indiana	68 58					26	A	Arizona	66 92	62	N	UCF	61 56	104	A	Utah	84 54
								26	H	Arizona	70 58	75	A	Georgia	59 50	108	H	Pacific	68 57
								31	A	Arizona St.	70 61	83	H	Washington St.	66 50	132	H	Washington	85 80
								31	H	Arizona St.	68 66	86	A	Southern California	68 70	221	H	Northern Colo.	92 58
								36	H	Yale	100 65	86	H	Southern California	83 59	259	H	Long Beach St.	86 51
								45	A	Virginia	73 62					262	H	LMU (CA)	74 52
								48	A	Colorado	65 62					271	A	CSUN	58 44
																316	H	Weber St.	85 45
LAST 10 Division I																			
								31	A	Arizona St.	70 61	48	A	Colorado	65 62				
								26	A	Arizona	66 92	104	A	Utah	84 54				
								83	H	Washington St.	66 50	26	H	Arizona	70 58				
								132	H	Washington	85 80	31	H	Arizona St.	68 66				
								86	A	Southern California	68 70	86	H	Southern California	83 59				

Non-Div I Games:

UCLA



Average RPI Win:	111	WON-LOST	WINNING	LAST 10	STRENGTH OF	OPP. STRENGTH	TEAM	ADJ.	CONF.	ADJ CONF.
Average RPI Loss:	4	RECORD	PCT. RANK	GAMES	SCHEDULE	OF SCHEDULE	RPI	RPI	RPI	RPI
DIV. I ONLY	19- 2	11	8-2	31	3	10	10	9	9	
DIV. I NON-CONF.	10- 2	29	1-2	8	1	3	3	9	9	
TOTALS	RPI 1-25	RPI 26-50	W-L RECORDS	RPI 51-100	RPI 101-150	RPI 150+				
19- 2	1- 2	4- 0	OVERALL	6- 0	3- 0	5- 0				
8- 2	0- 2	2- 0	HOME	1- 0	3- 0	2- 0				
10- 0	1- 0	1- 0	AWAY	5- 0	0- 0	3- 0				
1- 0	0- 0	1- 0	NEUTRAL	0- 0	0- 0	0- 0				
10- 2	1- 2	4- 0	NON-CONFERENCE	3- 0	2- 0	0- 0				
4- 2	0- 2	2- 0	HOME	0- 0	2- 0	0- 0				
5- 0	1- 0	1- 0	AWAY	3- 0	0- 0	0- 0				
1- 0	0- 0	1- 0	NEUTRAL	0- 0	0- 0	0- 0				
9- 0	0- 0	0- 0	CONFERENCE	3- 0	1- 0	5- 0				
4- 0	0- 0	0- 0	HOME	1- 0	1- 0	2- 0				
5- 0	0- 0	0- 0	AWAY	2- 0	0- 0	3- 0				
0- 0	0- 0	0- 0	NEUTRAL	0- 0	0- 0	0- 0				

RPI	S	Opponent	Score	RPI	S	Opponent	Score	RPI	S	Opponent	Score	RPI	S	Opponent	Score
1	H	Oregon	56 74	27	A	Ohio St.	73 62	54	A	Temple	83 54	105	H	Notre Dame	81 57
7	H	Baylor	58 74	39	N	Oklahoma	97 53	62	A	UCF	59 52	128	H	California	72 61
20	A	DePaul	84 74	43	H	Tennessee	60 45	77	A	Seton Hall	92 78	149	H	Houston	91 51
				45	H	Virginia	83 44	78	A	Dayton	75 37	170	H	Wichita St.	83 55
								89	H	Cincinnati	80 50	179	A	Memphis	68 56
								99	A	Vanderbilt	64 51	220	A	SMU	80 42
												244	H	Tulsa	92 34
												274	A	East Carolina	98 42
LAST 10 Division I															
1	H	Oregon	56 74	62	A	UCF	59 52								
89	H	Cincinnati	80 50	179	A	Memphis	68 56								
274	A	East Carolina	98 42	149	H	Houston	91 51								
43	H	Tennessee	60 45	7	H	Baylor	58 74								
244	H	Tulsa	92 34	220	A	SMU	80 42								

Non-Div I Games:

UConn

■ Loss, 
 ■ Non-Conf, S Site, 
 ■ Home 
 ■ Away 
 N Neutral

UIC				STRENGTH OF SCHEDULE	OPP. STRENGTH OF SCHEDULE	TEAM RPI	ADJ. RPI	CONF. RPI	ADJ CONF. RPI
Average RPI Win:	285	WON-LOST RECORD	WINNING PCT. RANK						
Average RPI Loss:	186		LAST 10 GAMES						
DIV. I ONLY	3- 19	334	2-8	273	275	335	335	22	22
DIV. I NON-CONF.	1- 10	329	0	309	216	340	340	19	19
<hr/>									
TOTALS	RPI 1-25	RPI 26-50	W-L RECORDS	RPI 51-100	RPI 101-150	RPI 150+			
3- 19	0- 1	0- 0	OVERALL	0- 1	0- 3	3- 14			
2- 10	0- 1	0- 0	HOME	0- 1	0- 0	2- 8			
1- 9	0- 0	0- 0	AWAY	0- 0	0- 3	1- 6			
0- 0	0- 0	0- 0	NEUTRAL	0- 0	0- 0	0- 0			
1- 10	0- 1	0- 0	NON-CONFERENCE	0- 0	0- 2	1- 7			
0- 5	0- 1	0- 0	HOME	0- 0	0- 0	0- 4			
1- 5	0- 0	0- 0	AWAY	0- 0	0- 2	1- 3			
0- 0	0- 0	0- 0	NEUTRAL	0- 0	0- 0	0- 0			
2- 9	0- 0	0- 0	CONFERENCE	0- 1	0- 1	2- 7			
2- 5	0- 0	0- 0	HOME	0- 1	0- 0	2- 4			
0- 4	0- 0	0- 0	AWAY	0- 0	0- 1	0- 3			
0- 0	0- 0	0- 0	NEUTRAL	0- 0	0- 0	0- 0			

















































RPI 1-25				RPI 26-50				RPI 51-100				RPI 101+ Team's RPI: 335			
RPI	S	Opponent	Score	RPI	S	Opponent	Score	RPI	S	Opponent	Score	RPI	S	Opponent	Score
23	H	Florida St.	42 86					52	H	IUPUI	49 88	116	A	Kansas	50 91
												135	A	Green Bay	36 73
												142	A	Kansas St.	40 84
												156	H	Western Mich.	52 80
												159	A	Valparaiso	37 63
												167	H	Eastern Mich.	59 68
												171	A	Miami (OH)	35 85
												195	A	Cleveland St.	44 84
												195	H	Cleveland St.	43 83
												198	H	Wright St.	43 58
												209	H	Northern Ky.	46 88
												227	A	Youngstown St.	65 77
												227	H	Youngstown St.	59 53
												228	H	Eastern Ill.	45 80
												242	A	Milwaukee	55 71
												279	H	Indiana St.	40 61
												280	H	Oakland	70 64
												320	A	Purdue Fort Wayne	50 61
												329	H	Detroit Mercy	62 70
												349	A	Chicago St.	73 61
<hr/>															
LAST 10 Division I															
195	H	Cleveland St.	43 83	209	H	Northern Ky.	46 88								
227	H	Youngstown St.	59 53	198	H	Wright St.	43 58								
52	H	IUPUI	49 88	280	H	Oakland	70 64								
135	A	Green Bay	36 73	329	H	Detroit Mercy	62 70								
242	A	Milwaukee	55 71	227	A	Youngstown St.	65 77								

Non-Div I Games:

UIC





■ Loss, 
 ■ Non-Conf, 
 S Site, 
 ■ Home 
 ■ Away 
 N Neutral

UMBC				Through Games Of Feb. 3, 2020						
Average RPI Win:	264	WON-LOST	WINNING	LAST 10	STRENGTH OF	OPP. STRENGTH	TEAM	ADJ.	CONF.	ADJ CONF.
Average RPI Loss:	206	RECORD	PCT. RANK	GAMES	SCHEDULE	OF SCHEDULE	RPI	RPI	RPI	RPI
DIV. I ONLY	5- 14	291	3-7	243	340	302	302	27	27	
DIV. I NON-CONF.	3- 7	252	1-0	282	329	308	308	27	27	
TOTALS	RPI 1-25	RPI 26-50	W-L RECORDS	RPI 51-100	RPI 101-150	RPI 150+				
5- 14	0- 0	0- 0	OVERALL	0- 2	0- 2	5- 10				
3- 4	0- 0	0- 0	HOME	0- 1	0- 0	3- 3				
2- 8	0- 0	0- 0	AWAY	0- 1	0- 2	2- 5				
0- 2	0- 0	0- 0	NEUTRAL	0- 0	0- 0	0- 2				
3- 7	0- 0	0- 0	NON-CONFERENCE	0- 0	0- 2	3- 5				
2- 1	0- 0	0- 0	HOME	0- 0	0- 0	2- 1				
1- 4	0- 0	0- 0	AWAY	0- 0	0- 2	1- 2				
0- 2	0- 0	0- 0	NEUTRAL	0- 0	0- 0	0- 2				
2- 7	0- 0	0- 0	CONFERENCE	0- 2	0- 0	2- 5				
1- 3	0- 0	0- 0	HOME	0- 1	0- 0	1- 2				
1- 4	0- 0	0- 0	AWAY	0- 1	0- 0	1- 3				
0- 0	0- 0	0- 0	NEUTRAL	0- 0	0- 0	0- 0				

RPI 1-25			RPI 26-50			RPI 51-100			RPI 101+			Team's RPI: 302
RPI	S	Opponent	Score	RPI	S	Opponent	Score	RPI	S	Opponent	Score	
						84  Stony Brook	45  57	119  Syracuse			48  82	
						84  Stony Brook	49  66	144  William & Mary			48  76	
								157  Lafayette			65 58	
								183  Binghamton			43  61	
								201  UMass Lowell			64  75	
								202 N La Salle			58  74	
								213  Mt. St. Mary's			61  71	
								225 N Kennesaw St.			44  59	
								229  Morgan St.			65 63	
								246  Maine			74 54	
								270  New Hampshire			63  72	
								273  Howard			61  72	
								283  Wagner			60  67	
								290  Vermont			58  60	
								312  Albany (NY)			51  56	
								343  Coppin St.			71 48	
								345  Hartford			61 54	
LAST 10 Division I												
						84  Stony Brook	49  66	290  Vermont			58  60	
						312  Albany (NY)	51  56	183  Binghamton			43  61	
						246  Maine	74 54	201  UMass Lowell			64  75	
						345  Hartford	61 54	84  Stony Brook			45  57	
						270  New Hampshire	63  72	157  Lafayette			65 58	

Non-Div I Games: Gettysburg 92 50

UMBC

 Loss,  Non-Conf, S Site,  Home  Away N Neutral

Average RPI Win:	268	WON-LOST	WINNING	LAST 10	STRENGTH OF	OPP. STRENGTH	TEAM	ADJ.	CONF.	ADJ CONF.
Average RPI Loss:	180	RECORD	PCT. RANK	GAMES	SCHEDULE	OF SCHEDULE	RPI	RPI	RPI	RPI
DIV. I ONLY	2- 16	336	1-9	181	278	325	325	30	30	
DIV. I NON-CONF.	1- 10	329	0-3	121	180	311	311	30	30	
TOTALS	RPI 1-25	RPI 26-50	W-L RECORDS	RPI 51-100	RPI 101-150	RPI 150+				
2- 16	0- 0	0- 2	OVERALL	0- 1	0- 4	2- 9				
2- 6	0- 0	0- 0	HOME	0- 0	0- 2	2- 4				
0- 10	0- 0	0- 2	AWAY	0- 1	0- 2	0- 5				
0- 0	0- 0	0- 0	NEUTRAL	0- 0	0- 0	0- 0				
1- 10	0- 0	0- 2	NON-CONFERENCE	0- 1	0- 3	1- 4				
1- 3	0- 0	0- 0	HOME	0- 0	0- 1	1- 2				
0- 7	0- 0	0- 2	AWAY	0- 1	0- 2	0- 2				
0- 0	0- 0	0- 0	NEUTRAL	0- 0	0- 0	0- 0				
1- 6	0- 0	0- 0	CONFERENCE	0- 0	0- 1	1- 5				
1- 3	0- 0	0- 0	HOME	0- 0	0- 1	1- 2				
0- 3	0- 0	0- 0	AWAY	0- 0	0- 0	0- 3				
0- 0	0- 0	0- 0	NEUTRAL	0- 0	0- 0	0- 0				

RPI S	Opponent	Score	RPI S	Opponent	Score	RPI S	Opponent	Score	RPI S	Opponent	Score	Team's RPI: 325
29	A Old Dominion	39 48	66	A Charlotte	44 64	119	A Syracuse	50 65				
34	A Virginia Tech	43 86				130	H Richmond	52 64				
						134	H N.C. A&T	31 67				
						144	A William & Mary	50 78				
						151	A UNC Greensboro	48 86				
						173	A Norfolk St.	45 68				
						213	H Mt. St. Mary's	78 76				
						229	H Morgan St.	44 55				
						241	H Georgetown	39 57				
						261	A Delaware St.	58 72				
						264	H Longwood	62 71				
						273	H Howard	58 79				
						274	A East Carolina	42 57				
						322	H N.C. Central	65 63				
						350	A South Carolina St.	55 60				
LAST 10 Division I												
261	A Delaware St.	58 72	134	H N.C. A&T	31 67							
229	H Morgan St.	44 55	273	H Howard	58 79							
350	A South Carolina St.	55 60	66	A Charlotte	44 64							
173	A Norfolk St.	45 68	241	H Georgetown	39 57							
322	H N.C. Central	65 63	264	H Longwood	62 71							

Non-Div I Games: Greensboro 65 48 Wesley 75 29

UMES

Loss, Non-Conf, S Site, H Home A Away N Neutral

[illegible]

UMKC

Page 309

Average RPI Win:	294	WON-LOST	WINNING	LAST 10	STRENGTH OF	OPP. STRENGTH	TEAM	ADJ.	CONF.	ADJ CONF.
Average RPI Loss:	115	RECORD	PCT. RANK	GAMES	SCHEDULE	OF SCHEDULE	RPI	RPI	RPI	RPI
DIV. I ONLY	12- 10	152	9-1	248	293	201	201	27	27	
DIV. I NON-CONF.	4- 9	250	1-0	214	263	264	264	27	27	
TOTALS	RPI 1-25	RPI 26-50	W-L RECORDS	RPI 51-100	RPI 101-150	RPI 150+				
12- 10	0- 0	0- 1	OVERALL	0- 3	0- 4	12- 2				
7- 4	0- 0	0- 1	HOME	0- 0	0- 2	7- 1				
5- 6	0- 0	0- 0	AWAY	0- 3	0- 2	5- 1				
0- 0	0- 0	0- 0	NEUTRAL	0- 0	0- 0	0- 0				
4- 9	0- 0	0- 1	NON-CONFERENCE	0- 2	0- 4	4- 2				
2- 4	0- 0	0- 1	HOME	0- 0	0- 2	2- 1				
2- 5	0- 0	0- 0	AWAY	0- 2	0- 2	2- 1				
0- 0	0- 0	0- 0	NEUTRAL	0- 0	0- 0	0- 0				
8- 1	0- 0	0- 0	CONFERENCE	0- 1	0- 0	8- 0				
5- 0	0- 0	0- 0	HOME	0- 0	0- 0	5- 0				
3- 1	0- 0	0- 0	AWAY	0- 1	0- 0	3- 0				
0- 0	0- 0	0- 0	NEUTRAL	0- 0	0- 0	0- 0				

RPI S	Opponent	Score	RPI S	Opponent	Score	RPI S	Opponent	Score	RPI S	Opponent	Score	Team's RPI: 201
36	H Yale	59 67	61	A Boston College	46 89	116	A Kansas	44 79	127	H Massachusetts	58 74	
			82	A Colgate	51 73	131	A Providence	38 63	139	H Cornell	56 70	
			84	A Stony Brook	41 60	166	H Dartmouth	51 62	183	A Binghamton	66 56	
						205	A Merrimack	50 73	246	H Maine	66 57	
						270	A New Hampshire	66 53	270	H New Hampshire	58 53	
						290	H Vermont	61 47	302	H UMBC	75 64	
						312	H Albany (NY)	53 51	314	A Bryant	55 35	
						323	H Fairleigh Dickinson	61 56	334	H LIU Brooklyn	65 56	
						344	A Central Conn. St.	56 54	345	A Hartford	68 63	
LAST 10 Division I												
270	A New Hampshire	66 53	183	A Binghamton	66 56							
84	A Stony Brook	41 60	345	A Hartford	68 63							
290	H Vermont	61 47	302	H UMBC	75 64							
312	H Albany (NY)	53 51	270	H New Hampshire	58 53							
246	H Maine	66 57	323	H Fairleigh Dickinson	61 56							

Non-Div I Games:

UMass Lowell

■ Loss, 
 ■ Non-Conf, 
 ■ S Site, 
 ■ H Home 
 ■ A Away 
 N Neutral

## UNC Asheville

Through Games Of Feb. 3, 2020

Average RPI Win:	266	WON-LOST	WINNING	LAST 10	STRENGTH OF	OPP. STRENGTH	TEAM	ADJ.	CONF.	ADJ CONF.
Average RPI Loss:	203	RECORD	PCT. RANK	GAMES	SCHEDULE	OF SCHEDULE	RPI	RPI	RPI	RPI
DIV. I ONLY	10- 8	136	5-5	323	327	239	239	26	26	
DIV. I NON-CONF.	4- 3	138	0	339	284	236	236	28	28	
TOTALS	RPI 1-25	RPI 26-50	W-L RECORDS	RPI 51-100	RPI 101-150	RPI 150+				
10- 8	0- 0	0- 0	OVERALL	0- 1	1- 0	9- 7				
4- 4	0- 0	0- 0	HOME	0- 0	1- 0	3- 4				
5- 4	0- 0	0- 0	AWAY	0- 1	0- 0	5- 3				
1- 0	0- 0	0- 0	NEUTRAL	0- 0	0- 0	1- 0				
4- 3	0- 0	0- 0	NON-CONFERENCE	0- 1	0- 0	4- 2				
1- 1	0- 0	0- 0	HOME	0- 0	0- 0	1- 1				
2- 2	0- 0	0- 0	AWAY	0- 1	0- 0	2- 1				
1- 0	0- 0	0- 0	NEUTRAL	0- 0	0- 0	1- 0				
6- 5	0- 0	0- 0	CONFERENCE	0- 0	1- 0	5- 5				
3- 3	0- 0	0- 0	HOME	0- 0	1- 0	2- 3				
3- 2	0- 0	0- 0	AWAY	0- 0	0- 0	3- 2				
0- 0	0- 0	0- 0	NEUTRAL	0- 0	0- 0	0- 0				

RPI 1-25			RPI 26-50			RPI 51-100			RPI 101+			Team's RPI: 239
RPI	S	Opponent	Score	RPI	S	Opponent	Score	RPI	S	Opponent	Score	
						59 A Miami (FL)	46 75			133 H Campbell	60 52	
										151 H UNC Greensboro	40 67	
										155 A Hampton	59 68	
										155 H Hampton	66 76	
										210 H High Point	76 60	
										230 A Radford	63 50	
										235 H Gardner-Webb	59 65	
										245 N Southern U.	53 34	
										257 A Winthrop	50 43	
										260 A ETSU	72 54	
										264 A Longwood	56 73	
										269 A Wofford	38 75	
										303 H Presbyterian	54 39	
										337 A Western Caro.	64 47	
										338 A USC Upstate	68 48	
										339 H Charleston So.	48 60	
										350 H South Carolina St.	82 51	
LAST 10 Division I												
						155 H Hampton	66 76			230 A Radford	63 50	
						257 A Winthrop	50 43			210 H High Point	76 60	
						264 A Longwood	56 73			338 A USC Upstate	68 48	
						235 H Gardner-Webb	59 65			133 H Campbell	60 52	
						339 H Charleston So.	48 60			155 A Hampton	59 68	

Non-Div I Games: Montreat 89 45 Lenoir-Rhyne 68 48

UNC Asheville

Loss, Non-Conf, S Site, H Home A Away N Neutral

UNC Greensboro

Through Games Of Feb. 3, 2020

Average RPI Win:	243	WON-LOST	WINNING	LAST 10	STRENGTH OF	OPP. STRENGTH	TEAM	ADJ.	CONF.	ADJ CONF.
Average RPI Loss:	156	RECORD	PCT. RANK	GAMES	SCHEDULE	OF SCHEDULE	RPI	RPI	RPI	RPI
DIV. I ONLY	13- 6	68	8-2	276	273	151	151	25	25	
DIV. I NON-CONF.	8- 4	90	3-0	167	308	99	99	23	23	
TOTALS	RPI 1-25	RPI 26-50	W-L RECORDS	RPI 51-100	RPI 101-150	RPI 150+				
13- 6	0- 0	0- 0	OVERALL	1- 0	1- 5	11- 1				
8- 2	0- 0	0- 0	HOME	0- 0	0- 2	8- 0				
5- 4	0- 0	0- 0	AWAY	1- 0	1- 3	3- 1				
0- 0	0- 0	0- 0	NEUTRAL	0- 0	0- 0	0- 0				
8- 4	0- 0	0- 0	NON-CONFERENCE	1- 0	1- 4	6- 0				
4- 1	0- 0	0- 0	HOME	0- 0	0- 1	4- 0				
4- 3	0- 0	0- 0	AWAY	1- 0	1- 3	2- 0				
0- 0	0- 0	0- 0	NEUTRAL	0- 0	0- 0	0- 0				
5- 2	0- 0	0- 0	CONFERENCE	0- 0	0- 1	5- 1				
4- 1	0- 0	0- 0	HOME	0- 0	0- 1	4- 0				
1- 1	0- 0	0- 0	AWAY	0- 0	0- 0	1- 1				
0- 0	0- 0	0- 0	NEUTRAL	0- 0	0- 0	0- 0				

RPI S	Opponent	Score	RPI S	Opponent	Score	RPI S	Opponent	Score	RPI S	Opponent	Score	Team's RPI: 151
						92 A	Wake Forest	67 65	107 A	Liberty	58 53	
									126 A	Coastal Caro.	54 63	
									130 H	Richmond	62 70	
									133 A	Campbell	64 72	
									134 A	N.C. A&T	48 57	
									146 H	Samford	42 56	
									194 A	Furman	59 53	
									210 H	High Point	82 70	
									219 H	Chattanooga	49 41	
									239 A	UNC Asheville	67 40	
									247 A	Col. of Charleston	69 56	
									260 H	ETSU	63 47	
									269 A	Wofford	61 66	
									276 H	Appalachian St.	54 47	
									325 H	UMES	86 48	
									327 H	Georgia St.	64 49	
									331 H	Mercer	67 51	
									337 H	Western Caro.	54 43	
LAST 10 Division I												
			146 H	Samford	42 56		219 H	Chattanooga	49 41			
			331 H	Mercer	67 51		260 H	ETSU	63 47			
			269 A	Wofford	61 66		276 H	Appalachian St.	54 47			
			194 A	Furman	59 53		210 H	High Point	82 70			
			337 H	Western Caro.	54 43		247 A	Col. of Charleston	69 56			

Non-Div I Games: Erskine 106 44 Concord 80 45 Lenoir-Rhyne 84 59

UNC Greensboro

Loss, Non-Conf, S Site, H Home A Away N Neutral



Average RPI Win:	264	WON-LOST	WINNING	LAST 10	STRENGTH OF	OPP. STRENGTH	TEAM	ADJ.	CONF.	ADJ CONF.
Average RPI Loss:	143	RECORD	PCT. RANK	GAMES	SCHEDULE	OF SCHEDULE	RPI	RPI	RPI	RPI
DIV. I ONLY	5- 13	288	3-7	135	244	255	255	14	14	
DIV. I NON-CONF.	2- 7	288	0-1	136	334	281	281	13	13	
TOTALS	RPI 1-25	RPI 26-50	W-L RECORDS	RPI 51-100	RPI 101-150	RPI 150+				
5- 13	0- 1	0- 1	OVERALL	0- 3	1- 2	4- 6				
2- 6	0- 0	0- 1	HOME	0- 1	0- 1	2- 3				
3- 6	0- 1	0- 0	AWAY	0- 1	1- 1	2- 3				
0- 1	0- 0	0- 0	NEUTRAL	0- 1	0- 0	0- 0				
2- 7	0- 1	0- 0	NON-CONFERENCE	0- 2	0- 1	2- 3				
1- 3	0- 0	0- 0	HOME	0- 0	0- 1	1- 2				
1- 3	0- 1	0- 0	AWAY	0- 1	0- 0	1- 1				
0- 1	0- 0	0- 0	NEUTRAL	0- 1	0- 0	0- 0				
3- 6	0- 0	0- 1	CONFERENCE	0- 1	1- 1	2- 3				
1- 3	0- 0	0- 1	HOME	0- 1	0- 0	1- 1				
2- 3	0- 0	0- 0	AWAY	0- 0	1- 1	1- 2				
0- 0	0- 0	0- 0	NEUTRAL	0- 0	0- 0	0- 0				

RPI 1-25				RPI 26-50				RPI 51-100				RPI 101+ Team's RPI: 255			
RPI	S	Opponent	Score	RPI	S	Opponent	Score	RPI	S	Opponent	Score	RPI	S	Opponent	Score
15	A	NC State	40 80	44	H	James Madison	58 66	57	H	Drexel	72 73	126	H	Coastal Caro.	43 62
								58	N	North Carolina	45 85	129	A	Northeastern	61 63
								92	A	Wake Forest	55 65	144	A	William & Mary	72 55
												153	A	Elon	53 77
												193	H	Towson	41 62
												211	H	Delaware	71 65
												225	H	Kennesaw St.	56 58
												247	A	Col. of Charleston	63 67
												257	H	Winthrop	63 75
												264	A	Longwood	58 59
												303	A	Presbyterian	70 60
												311	A	Hofstra	62 59
												350	H	South Carolina St.	84 46
LAST 10 Division I															
129	A	Northeastern	61 63	153	A	Elon	53 77								
311	A	Hofstra	62 59	144	A	William & Mary	72 55								
247	A	Col. of Charleston	63 67	57	H	Drexel	72 73								
193	H	Towson	41 62	211	H	Delaware	71 65								
44	H	James Madison	58 66	58	N	North Carolina	45 85								

Non-Div I Games: Catawba 75 78 Mount Olive 75 67

UNCW

Loss, Non-Conf, S Site, H Home A Away N Neutral

UNI				STRENGTH OF SCHEDULE	OPP. STRENGTH OF SCHEDULE	TEAM RPI	ADJ. RPI	CONF. RPI	ADJ CONF. RPI
Average RPI Win:	165	WON-LOST RECORD	WINNING PCT. RANK						
Average RPI Loss:	41		LAST 10 GAMES						
DIV. I ONLY	12- 7	101	6-4	86	22	51	51	7	7
DIV. I NON-CONF.	7- 3	80	1-0	134	3	53	53	7	7
-----									
TOTALS	RPI 1-25	RPI 26-50	W-L RECORDS	RPI 51-100	RPI 101-150	RPI 150+			
12- 7	1- 1	0- 3	OVERALL	3- 3	2- 0	6- 0			
7- 0	1- 0	0- 0	HOME	1- 0	1- 0	4- 0			
5- 5	0- 1	0- 2	AWAY	2- 2	1- 0	2- 0			
0- 2	0- 0	0- 1	NEUTRAL	0- 1	0- 0	0- 0			
7- 3	1- 0	0- 2	NON-CONFERENCE	2- 1	1- 0	3- 0			
3- 0	1- 0	0- 0	HOME	1- 0	0- 0	1- 0			
4- 1	0- 0	0- 1	AWAY	1- 0	1- 0	2- 0			
0- 2	0- 0	0- 1	NEUTRAL	0- 1	0- 0	0- 0			
5- 4	0- 1	0- 1	CONFERENCE	1- 2	1- 0	3- 0			
4- 0	0- 0	0- 0	HOME	0- 0	1- 0	3- 0			
1- 4	0- 1	0- 1	AWAY	1- 2	0- 0	0- 0			
0- 0	0- 0	0- 0	NEUTRAL	0- 0	0- 0	0- 0			

RPI 1-25				RPI 26-50				RPI 51-100 Team's RPI: 51				RPI 101+			
RPI	S	Opponent	Score	RPI	S	Opponent	Score	RPI	S	Opponent	Score	RPI	S	Opponent	Score
9	A	Missouri St.	66 80	27	N	Ohio St.	46 64	52	H	IUPUI	51 50	117	H	Loyola Chicago	70 50
12	H	Iowa	88 66	28	A	Drake	87 104	53	A	Bradley	47 61	148	A	Missouri	78 73
				30	A	Creighton	54 57	56	A	Iowa St.	71 63	159	H	Valparaiso	77 70
								71	A	Illinois St.	57 65	170	A	Wichita St.	61 50
								72	N	Alabama	77 87	279	H	Indiana St.	73 43
								80	A	Southern Ill.	60 57	286	H	North Dakota St.	95 63
												294	A	Omaha	81 45
												324	H	Evansville	76 60
-----															
LAST 10 Division I															
159	H	Valparaiso	77 70	324	H	Evansville	76 60								
117	H	Loyola Chicago	70 50	9	A	Missouri St.	66 80								
71	A	Illinois St.	57 65	80	A	Southern Ill.	60 57								
53	A	Bradley	47 61	28	A	Drake	87 104								
279	H	Indiana St.	73 43	56	A	Iowa St.	71 63								

Non-Div I Games: Northwest Mo. St. 78 53

UNI

■ Loss, 
 ■ Non-Conf, S Site, 
 ■ Home 
 ■ Away 
 N Neutral

Average RPI Win:	214	WON-LOST	WINNING	LAST 10	STRENGTH OF	OPP. STRENGTH	TEAM	ADJ.	CONF.	ADJ CONF.
Average RPI Loss:	148	RECORD	PCT. RANK	GAMES	SCHEDULE	OF SCHEDULE	RPI	RPI	RPI	RPI
DIV. I ONLY	11- 10	171	8-2	202	145	187	187	17	17	
DIV. I NON-CONF.	4- 7	225	1-0	217	67	258	258	24	24	
TOTALS	RPI 1-25	RPI 26-50	W-L RECORDS	RPI 51-100	RPI 101-150	RPI 150+				
11- 10	0- 0	1- 2	OVERALL	1- 2	1- 1	8- 5				
7- 5	0- 0	1- 2	HOME	1- 1	1- 0	4- 2				
4- 5	0- 0	0- 0	AWAY	0- 1	0- 1	4- 3				
0- 0	0- 0	0- 0	NEUTRAL	0- 0	0- 0	0- 0				
4- 7	0- 0	1- 2	NON-CONFERENCE	1- 1	0- 0	2- 4				
3- 4	0- 0	1- 2	HOME	1- 0	0- 0	1- 2				
1- 3	0- 0	0- 0	AWAY	0- 1	0- 0	1- 2				
0- 0	0- 0	0- 0	NEUTRAL	0- 0	0- 0	0- 0				
7- 3	0- 0	0- 0	CONFERENCE	0- 1	1- 1	6- 1				
4- 1	0- 0	0- 0	HOME	0- 1	1- 0	3- 0				
3- 2	0- 0	0- 0	AWAY	0- 0	0- 1	3- 1				
0- 0	0- 0	0- 0	NEUTRAL	0- 0	0- 0	0- 0				

RPI S	Opponent	Score	RPI S	Opponent	Score	RPI S	Opponent	Score	RPI S	Opponent	Score	Team's RPI: 187
42	H Duke	45 57	45	H Virginia	55 63	70	H Fresno St.	66 72	101	H Boise St.	66 65	
45	H Virginia	55 63	49	H South Fla.	61 51	79	H South Fla.	61 51	137	A San Jose St.	60 62	
50	H St. John's (NY)	79 75	86	A Southern California	54 75	153	H Elon	44 50	188	H Wyoming	65 53	
									204	A New Mexico	68 51	
									216	A Southern Utah	68 72	
									218	A Pepperdine	69 44	
									234	H Cal St. Fullerton	58 64	
									243	A San Diego St.	39 48	
									251	A Grand Canyon	51 53	
									267	H Colorado St.	56 52	
									289	H Nevada	66 64	
									293	A Utah St.	60 46	
									315	A Air Force	67 60	
									350	H South Carolina St.	66 57	
LAST 10 Division I												
267	H Colorado St.	56 52	188	H Wyoming	65 53							
243	A San Diego St.	39 48	101	H Boise St.	66 65							
289	H Nevada	66 64	315	A Air Force	67 60							
204	A New Mexico	68 51	293	A Utah St.	60 46							
137	A San Jose St.	60 62	79	H South Fla.	61 51							

Non-Div I Games:

UNLV

■ Loss, 
■ Non-Conf, 
■ S Site, 
■ H Home 
■ A Away 
N Neutral

Average RPI Win:	343	WON-LOST	WINNING	LAST 10	STRENGTH OF	OPP. STRENGTH	TEAM	ADJ.	CONF.	ADJ CONF.
Average RPI Loss:	192	RECORD	PCT. RANK	GAMES	SCHEDULE	OF SCHEDULE	RPI	RPI	RPI	RPI
DIV. I ONLY	4- 14	308	0-10	313	310	338	338	26	26	
DIV. I NON-CONF.	3- 4	201	0	342	179	307	307	28	28	
TOTALS	RPI 1-25	RPI 26-50	W-L RECORDS	RPI 51-100	RPI 101-150	RPI 150+				
4- 14	0- 1	0- 0	OVERALL	0- 1	0- 2	4- 10				
4- 5	0- 0	0- 0	HOME	0- 0	0- 1	4- 4				
0- 9	0- 1	0- 0	AWAY	0- 1	0- 1	0- 6				
0- 0	0- 0	0- 0	NEUTRAL	0- 0	0- 0	0- 0				
3- 4	0- 1	0- 0	NON-CONFERENCE	0- 1	0- 0	3- 2				
3- 0	0- 0	0- 0	HOME	0- 0	0- 0	3- 0				
0- 4	0- 1	0- 0	AWAY	0- 1	0- 0	0- 2				
0- 0	0- 0	0- 0	NEUTRAL	0- 0	0- 0	0- 0				
1- 10	0- 0	0- 0	CONFERENCE	0- 0	0- 2	1- 8				
1- 5	0- 0	0- 0	HOME	0- 0	0- 1	1- 4				
0- 5	0- 0	0- 0	AWAY	0- 0	0- 1	0- 4				
0- 0	0- 0	0- 0	NEUTRAL	0- 0	0- 0	0- 0				

RPI 1-25				RPI 26-50				RPI 51-100				RPI 101+ Team's RPI: 338			
RPI	S	Opponent	Score	RPI	S	Opponent	Score	RPI	S	Opponent	Score	RPI	S	Opponent	Score
2	A	South Carolina	32 112					75	A	Georgia	53 67	133	A	Campbell	38 50
												133	H	Campbell	72 80
												155	A	Hampton	40 60
												182	A	Jacksonville	43 87
												210	A	High Point	46 85
												230	H	Radford	41 57
												235	A	Gardner-Webb	53 63
												239	H	UNC Asheville	48 68
												257	H	Winthrop	38 52
												264	H	Longwood	62 70
												274	A	East Carolina	48 69
												303	A	Presbyterian	42 55
												337	H	Western Caro.	70 62
												339	H	Charleston So.	70 53
												347	H	Florida A&M	74 61
												350	H	South Carolina St.	58 47
LAST 10 Division I															
133	H	Campbell	72 80	264	H	Longwood	62 70								
303	A	Presbyterian	42 55	257	H	Winthrop	38 52								
230	H	Radford	41 57	239	H	UNC Asheville	48 68								
235	A	Gardner-Webb	53 63	210	A	High Point	46 85								
155	A	Hampton	40 60	133	A	Campbell	38 50								

Non-Div I Games: Mars Hill 89 31 UNKNOWN 71 49

USC Upstate

Loss, Non-Conf, S Site, H Home A Away N Neutral

Average RPI Win:	243	WON-LOST	WINNING	LAST 10	STRENGTH OF	OPP. STRENGTH	TEAM	ADJ.	CONF.	ADJ CONF.
Average RPI Loss:	80	RECORD	PCT. RANK	GAMES	SCHEDULE	OF SCHEDULE	RPI	RPI	RPI	RPI
DIV. I ONLY	12- 9	128	6-4	110	170	109	109	21	21	
DIV. I NON-CONF.	6- 6	164	0-1	78	77	116	116	20	20	
TOTALS	RPI 1-25	RPI 26-50	W-L RECORDS	RPI 51-100	RPI 101-150	RPI 150+				
12- 9	0- 3	0- 1	OVERALL	0- 2	1- 2	11- 1				
7- 2	0- 0	0- 0	HOME	0- 1	0- 1	7- 0				
5- 4	0- 1	0- 0	AWAY	0- 1	1- 1	4- 1				
0- 3	0- 2	0- 1	NEUTRAL	0- 0	0- 0	0- 0				
6- 6	0- 3	0- 1	NON-CONFERENCE	0- 1	1- 1	5- 0				
3- 2	0- 0	0- 0	HOME	0- 1	0- 1	3- 0				
3- 1	0- 1	0- 0	AWAY	0- 0	1- 0	2- 0				
0- 3	0- 2	0- 1	NEUTRAL	0- 0	0- 0	0- 0				
6- 3	0- 0	0- 0	CONFERENCE	0- 1	0- 1	6- 1				
4- 0	0- 0	0- 0	HOME	0- 0	0- 0	4- 0				
2- 3	0- 0	0- 0	AWAY	0- 1	0- 1	2- 1				
0- 0	0- 0	0- 0	NEUTRAL	0- 0	0- 0	0- 0				

RPI 1-25				RPI 26-50				RPI 51-100				RPI 101+ Team's RPI: 109			
RPI	S	Opponent	Score	RPI	S	Opponent	Score	RPI	S	Opponent	Score	RPI	S	Opponent	Score
1	N	Oregon	54 91	49	N	Oklahoma St.	47 60	64	A	Troy	69 85	103	H	Texas Southern	63 74
3	N	Louisville	67 76					81	H	Marist	57 73	126	A	Coastal Caro.	56 62
16	A	Northwestern	47 74									142	A	Kansas St.	57 53
												152	H	Louisiana	79 52
												177	H	Little Rock	65 58
												198	H	Wright St.	68 62
												203	H	Arkansas St.	71 44
												220	H	SMU	51 46
												250	A	South Alabama	68 45
												256	A	North Texas	68 49
												275	A	Texas St.	55 72
												276	A	Appalachian St.	82 60
												346	H	La.-Monroe	72 34
												348	A	Grambling	88 54
												349	H	Chicago St.	84 53
LAST 10 Division I															
275	A	Texas St.	55 72	126	A	Coastal Caro.	56 62								
64	A	Troy	69 85	276	A	Appalachian St.	82 60								
250	A	South Alabama	68 45	177	H	Little Rock	65 58								
346	H	La.-Monroe	72 34	203	H	Arkansas St.	71 44								
152	H	Louisiana	79 52	103	H	Texas Southern	63 74								

Non-Div I Games:

UT Arlington

■ Loss, 
 ■ Non-Conf, 
 ■ S Site, 
 ■ H Home 
 ■ A Away 
 N Neutral

Average RPI Win:	211	WON-LOST	WINNING	LAST 10	STRENGTH OF	OPP. STRENGTH	TEAM	ADJ.	CONF.	ADJ CONF.
Average RPI Loss:	67	RECORD	PCT. RANK	GAMES	SCHEDULE	OF SCHEDULE	RPI	RPI	RPI	RPI
DIV. I ONLY	13- 8	103	9-1	93	108	69	69	19	19	
DIV. I NON-CONF.	4- 7	225	0	10	11	108	108	22	22	
TOTALS	RPI 1-25	RPI 26-50	W-L RECORDS	RPI 51-100	RPI 101-150	RPI 150+				
13- 8	0- 3	0- 1	OVERALL	2- 3	1- 0	10- 1				
8- 1	0- 1	0- 0	HOME	2- 0	1- 0	5- 0				
5- 7	0- 2	0- 1	AWAY	0- 3	0- 0	5- 1				
0- 0	0- 0	0- 0	NEUTRAL	0- 0	0- 0	0- 0				
4- 7	0- 3	0- 1	NON-CONFERENCE	1- 3	1- 0	2- 0				
4- 1	0- 1	0- 0	HOME	1- 0	1- 0	2- 0				
0- 6	0- 2	0- 1	AWAY	0- 3	0- 0	0- 0				
0- 0	0- 0	0- 0	NEUTRAL	0- 0	0- 0	0- 0				
9- 1	0- 0	0- 0	CONFERENCE	1- 0	0- 0	8- 1				
4- 0	0- 0	0- 0	HOME	1- 0	0- 0	3- 0				
5- 1	0- 0	0- 0	AWAY	0- 0	0- 0	5- 1				
0- 0	0- 0	0- 0	NEUTRAL	0- 0	0- 0	0- 0				

RPI 1-25				RPI 26-50				RPI 51-100 Team's RPI: 69				RPI 101+			
RPI	S	Opponent	Score	RPI	S	Opponent	Score	RPI	S	Opponent	Score	RPI	S	Opponent	Score
3	H	Louisville	63 71	41	A	Arkansas	46 96	52	H	IUPUI	57 51	146	H	Samford	80 75
5	A	Gonzaga	55 78					63	H	Belmont	74 57	196	A	Austin Peay	69 61
14	A	Mississippi St.	46 82					71	A	Illinois St.	47 70	196	H	Austin Peay	65 61
								80	A	Southern Ill.	59 70	206	A	Murray St.	89 64
								90	A	Saint Louis	50 56	206	H	Murray St.	98 56
												219	H	Chattanooga	78 51
												228	A	Eastern Ill.	70 74
												252	A	Morehead St.	82 64
												263	H	Lipscomb	83 67
												277	A	Eastern Ky.	65 50
												328	A	SIUE	79 39
												340	H	Tennessee St.	88 71
LAST 10 Division I															
252	A	Morehead St.	82 64	206	H	Murray St.	98 56								
277	A	Eastern Ky.	65 50	63	H	Belmont	74 57								
328	A	SIUE	79 39	340	H	Tennessee St.	88 71								
228	A	Eastern Ill.	70 74	196	A	Austin Peay	69 61								
196	H	Austin Peay	65 61	206	A	Murray St.	89 64								

Non-Div I Games:

UT Martin

■ Loss, 
 ■ Non-Conf, 
 ■ S Site, 
 ■ H Home 
 ■ A Away 
 N Neutral

U  
T  
E  
P

U  
T  
E  
P

UTEP

Page 319

Average RPI Win:	292	WON-LOST	WINNING	LAST 10	STRENGTH OF	OPP. STRENGTH	TEAM	ADJ.	CONF.	ADJ CONF.
Average RPI Loss:	192	RECORD	PCT. RANK	GAMES	SCHEDULE	OF SCHEDULE	RPI	RPI	RPI	RPI
DIV. I ONLY	5- 12	284	4-6	275	320	301	301	32	32	
DIV. I NON-CONF.	1- 8	322	0-2	175	205	320	320	32	32	
TOTALS	RPI 1-25	RPI 26-50	W-L RECORDS	RPI 51-100	RPI 101-150	RPI 150+				
5- 12	0- 0	0- 1	OVERALL	0- 1	0- 4	5- 6				
3- 3	0- 0	0- 0	HOME	0- 0	0- 2	3- 1				
2- 7	0- 0	0- 1	AWAY	0- 1	0- 2	2- 3				
0- 2	0- 0	0- 0	NEUTRAL	0- 0	0- 0	0- 2				
1- 8	0- 0	0- 1	NON-CONFERENCE	0- 1	0- 4	1- 2				
1- 2	0- 0	0- 0	HOME	0- 0	0- 2	1- 0				
0- 4	0- 0	0- 1	AWAY	0- 1	0- 2	0- 0				
0- 2	0- 0	0- 0	NEUTRAL	0- 0	0- 0	0- 2				
4- 4	0- 0	0- 0	CONFERENCE	0- 0	0- 0	4- 4				
2- 1	0- 0	0- 0	HOME	0- 0	0- 0	2- 1				
2- 3	0- 0	0- 0	AWAY	0- 0	0- 0	2- 3				
0- 0	0- 0	0- 0	NEUTRAL	0- 0	0- 0	0- 0				

RPI S	Opponent	Score	RPI S	Opponent	Score	RPI S	Opponent	Score	RPI S	Opponent	Score	Team's RPI: 301
37	A Texas	69 85	86	A Southern California	43 80	103	H Texas Southern	44 71	123	A A&M-Corpus Christi	50 61	
						123	H A&M-Corpus Christi	54 59	142	A Kansas St.	66 79	
						199	A CSU Bakersfield	66 52	248	A UMKC	56 60	
						251	A Grand Canyon	60 62	259	N Long Beach St.	65 69	
						289	N Nevada	57 62	299	H UTSA	75 64	
						300	H California Baptist	87 68	313	H Seattle U	85 81	
						321	A New Mexico St.	75 76	326	H Utah Valley	67 76	
						349	A Chicago St.	87 67				
LAST 10 Division I												
199	A CSU Bakersfield	66 52	349	A Chicago St.	87 67							
251	A Grand Canyon	60 62	248	A UMKC	56 60							
321	A New Mexico St.	75 76	300	H California Baptist	87 68							
326	H Utah Valley	67 76	142	A Kansas St.	66 79							
313	H Seattle U	85 81	289	N Nevada	57 62							

Non-Div I Games: Tex. A&M Int'l 72 56 Tex. A&M-Kingsville 66 45 Texas Lutheran 98 46 Minot St. 75 56 UTRGV

Loss, Non-Conf, S Site, H Home A Away N Neutral



Average RPI Win:	274	WON-LOST	WINNING	LAST 10	STRENGTH OF	OPP. STRENGTH	TEAM	ADJ.	CONF.	ADJ CONF.
Average RPI Loss:	166	RECORD	PCT. RANK	GAMES	SCHEDULE	OF SCHEDULE	RPI	RPI	RPI	RPI
DIV. I ONLY	3- 14	319	2-8	179	183	299	299	13	13	
DIV. I NON-CONF.	1- 7	321	0-1	216	245	322	322	14	14	
TOTALS	RPI 1-25	RPI 26-50	W-L RECORDS	RPI 51-100	RPI 101-150	RPI 150+				
3- 14	0- 0	0- 1	OVERALL	0- 2	0- 4	3- 7				
2- 4	0- 0	0- 0	HOME	0- 1	0- 1	2- 2				
1- 9	0- 0	0- 1	AWAY	0- 1	0- 2	1- 5				
0- 1	0- 0	0- 0	NEUTRAL	0- 0	0- 1	0- 0				
1- 7	0- 0	0- 1	NON-CONFERENCE	0- 0	0- 3	1- 3				
1- 1	0- 0	0- 0	HOME	0- 0	0- 1	1- 0				
0- 5	0- 0	0- 1	AWAY	0- 0	0- 1	0- 3				
0- 1	0- 0	0- 0	NEUTRAL	0- 0	0- 1	0- 0				
2- 7	0- 0	0- 0	CONFERENCE	0- 2	0- 1	2- 4				
1- 3	0- 0	0- 0	HOME	0- 1	0- 0	1- 2				
1- 4	0- 0	0- 0	AWAY	0- 1	0- 1	1- 2				
0- 0	0- 0	0- 0	NEUTRAL	0- 0	0- 0	0- 0				

RPI S	Opponent	Score	RPI S	Opponent	Score	RPI S	Opponent	Score	RPI S	Opponent	Score	Team's RPI: 299
37	A Texas	53 84	60	A Middle Tenn.	48 69	104	N Utah	45 91	109	A UAB	55 94	
			96	H Rice	62 74	141	A Texas Tech	58 115	143	H Sam Houston St.	77 81	
						180	H Fla. Atlantic	53 80	191	A Southern Miss.	65 82	
						192	A Hawaii	50 62	233	A UTEP	54 94	
						237	A Louisiana Tech	82 73	256	H North Texas	55 79	
						275	A Texas St.	69 74	282	H FIU	60 45	
						301	A UTRGV	64 75	304	H Incarnate Word	63 56	
LAST 10 Division I												
60	A Middle Tenn.	48 69	191	A Southern Miss.	65 82							
109	A UAB	55 94	237	A Louisiana Tech	82 73							
96	H Rice	62 74	282	H FIU	60 45							
256	H North Texas	55 79	180	H Fla. Atlantic	53 80							
233	A UTEP	54 94	141	A Texas Tech	58 115							

Non-Div I Games: Texas Wesleyan 80 78 Southwest (NM) 79 62 Concordia (TX) 73 44

UTSA

Loss, Non-Conf, S Site, H Home A Away N Neutral

Average RPI Win:	190	WON-LOST	WINNING	LAST 10	STRENGTH OF	OPP. STRENGTH	TEAM	ADJ.	CONF.	ADJ CONF.
Average RPI Loss:	54	RECORD	PCT. RANK	GAMES	SCHEDULE	OF SCHEDULE	RPI	RPI	RPI	RPI
DIV. I ONLY	10- 11	189	3-7	48	21	104	104	1	1	
DIV. I NON-CONF.	7- 4	100	0	304	163	202	202	1	1	
TOTALS	RPI 1-25	RPI 26-50	W-L RECORDS	RPI 51-100	RPI 101-150	RPI 150+				
10- 11	0- 6	1- 2	OVERALL	2- 1	2- 1	5- 1				
5- 6	0- 3	0- 2	HOME	1- 0	0- 1	4- 0				
3- 5	0- 3	1- 0	AWAY	1- 1	1- 0	0- 1				
2- 0	0- 0	0- 0	NEUTRAL	0- 0	1- 0	1- 0				
7- 4	0- 0	0- 1	NON-CONFERENCE	1- 1	1- 1	5- 1				
4- 2	0- 0	0- 1	HOME	0- 0	0- 1	4- 0				
1- 2	0- 0	0- 0	AWAY	1- 1	0- 0	0- 1				
2- 0	0- 0	0- 0	NEUTRAL	0- 0	1- 0	1- 0				
3- 7	0- 6	1- 1	CONFERENCE	1- 0	1- 0	0- 0				
1- 4	0- 3	0- 1	HOME	1- 0	0- 0	0- 0				
2- 3	0- 3	1- 0	AWAY	0- 0	1- 0	0- 0				
0- 0	0- 0	0- 0	NEUTRAL	0- 0	0- 0	0- 0				

RPI 1-25				RPI 26-50				RPI 51-100				RPI 101+ Team's RPI: 104			
RPI	S	Opponent	Score	RPI	S	Opponent	Score	RPI	S	Opponent	Score	RPI	S	Opponent	Score
1	A	Oregon	51 88	47	H	South Dakota	81 84	65	A	BYU	77 73	103	N	Texas Southern	61 52
1	H	Oregon	63 90	48	A	Colorado	84 69	86	H	Southern California	67 65	128	A	California	71 62
4	A	Stanford	49 82	48	H	Colorado	70 80	89	A	Cincinnati	62 68	131	H	Providence	60 67
6	H	UCLA	54 84									240	A	Xavier	63 70
11	A	Oregon St.	48 77									253	H	Oral Roberts	78 58
11	H	Oregon St.	65 77									289	H	Nevada	68 62
												299	N	UTSA	91 45
												309	H	Eastern Wash.	87 49
												316	H	Weber St.	75 46
LAST 10 Division I															
11	H	Oregon St.	65 77	86	H	Southern California	67 65								
1	H	Oregon	63 90	6	H	UCLA	54 84								
4	A	Stanford	49 82	1	A	Oregon	51 88								
128	A	California	71 62	11	A	Oregon St.	48 77								
48	A	Colorado	84 69	48	H	Colorado	70 80								

Non-Div I Games:

Utah

■ Loss, 
 ■ Non-Conf, 
 ■ S Site, 
 ■ H Home 
 ■ A Away 
 N Neutral

Average RPI Win:	275	WON-LOST	WINNING	LAST 10	STRENGTH OF	OPP. STRENGTH	TEAM	ADJ.	CONF.	ADJ CONF.
Average RPI Loss:	177	RECORD	PCT. RANK	GAMES	SCHEDULE	OF SCHEDULE	RPI	RPI	RPI	RPI
DIV. I ONLY	5- 16	300	1-9	192	237	293	293	17	17	
DIV. I NON-CONF.	4- 6	212	0-1	108	232	175	175	24	24	
TOTALS	RPI 1-25	RPI 26-50	W-L RECORDS	RPI 51-100	RPI 101-150	RPI 150+				
5- 16	0- 2	0- 0	OVERALL	0- 2	0- 2	5- 10				
3- 7	0- 0	0- 0	HOME	0- 0	0- 2	3- 5				
2- 9	0- 2	0- 0	AWAY	0- 2	0- 0	2- 5				
0- 0	0- 0	0- 0	NEUTRAL	0- 0	0- 0	0- 0				
4- 6	0- 2	0- 0	NON-CONFERENCE	0- 1	0- 0	4- 3				
3- 1	0- 0	0- 0	HOME	0- 0	0- 0	3- 1				
1- 5	0- 2	0- 0	AWAY	0- 1	0- 0	1- 2				
0- 0	0- 0	0- 0	NEUTRAL	0- 0	0- 0	0- 0				
1- 10	0- 0	0- 0	CONFERENCE	0- 1	0- 2	1- 7				
0- 6	0- 0	0- 0	HOME	0- 0	0- 2	0- 4				
1- 4	0- 0	0- 0	AWAY	0- 1	0- 0	1- 3				
0- 0	0- 0	0- 0	NEUTRAL	0- 0	0- 0	0- 0				

RPI 1-25				RPI 26-50				RPI 51-100				RPI 101+ Team's RPI: 293			
RPI	S	Opponent	Score	RPI	S	Opponent	Score	RPI	S	Opponent	Score	RPI	S	Opponent	Score
1	A	Oregon	52 109					65	A	BYU	50 67	101	H	Boise St.	59 65
11	A	Oregon St.	46 75					70	A	Fresno St.	64 76	137	H	San Jose St.	61 76
												154	H	Portland	64 70
												187	H	UNLV	46 60
												188	H	Wyoming	54 65
												232	H	Idaho St.	69 61
												234	A	Cal St. Fullerton	62 83
												243	A	San Diego St.	62 66
												243	H	San Diego St.	51 59
												256	H	North Texas	66 55
												259	A	Long Beach St.	56 48
												267	A	Colorado St.	55 56
												289	A	Nevada	60 69
												313	H	Seattle U	70 63
												315	A	Air Force	53 52
												315	H	Air Force	45 62
												326	A	Utah Valley	49 57
LAST 10 Division I															
243	H	San Diego St.	51 59	289	A	Nevada	60 69								
188	H	Wyoming	54 65	315	H	Air Force	45 62								
267	A	Colorado St.	55 56	243	A	San Diego St.	62 66								
315	A	Air Force	53 52	187	H	UNLV	46 60								
101	H	Boise St.	59 65	326	A	Utah Valley	49 57								

Non-Div I Games: Dixie St. 61 49

Utah St.

## Utah Valley

Through Games Of Feb. 3, 2020

Average RPI Win:	304	WON-LOST	WINNING	LAST 10	STRENGTH OF	OPP. STRENGTH	TEAM	ADJ.	CONF.	ADJ CONF.
Average RPI Loss:	226	RECORD	PCT. RANK	GAMES	SCHEDULE	OF SCHEDULE	RPI	RPI	RPI	RPI
DIV. I ONLY	6- 12	263	6-4	340	333	326	326	32	32	
DIV. I NON-CONF.	1- 9	326	1-1	323	283	345	345	32	32	
TOTALS	RPI 1-25	RPI 26-50	W-L RECORDS	RPI 51-100	RPI 101-150	RPI 150+				
6- 12	0- 0	0- 0	OVERALL	0- 1	0- 1	6- 10				
4- 6	0- 0	0- 0	HOME	0- 0	0- 0	4- 6				
2- 6	0- 0	0- 0	AWAY	0- 1	0- 1	2- 4				
0- 0	0- 0	0- 0	NEUTRAL	0- 0	0- 0	0- 0				
1- 9	0- 0	0- 0	NON-CONFERENCE	0- 1	0- 1	1- 7				
1- 4	0- 0	0- 0	HOME	0- 0	0- 0	1- 4				
0- 5	0- 0	0- 0	AWAY	0- 1	0- 1	0- 3				
0- 0	0- 0	0- 0	NEUTRAL	0- 0	0- 0	0- 0				
5- 3	0- 0	0- 0	CONFERENCE	0- 0	0- 0	5- 3				
3- 2	0- 0	0- 0	HOME	0- 0	0- 0	3- 2				
2- 1	0- 0	0- 0	AWAY	0- 0	0- 0	2- 1				
0- 0	0- 0	0- 0	NEUTRAL	0- 0	0- 0	0- 0				

RPI 1-25				RPI 26-50				RPI 51-100				RPI 101+				Team's RPI: 326
RPI	S	Opponent	Score	RPI	S	Opponent	Score	RPI	S	Opponent	Score	RPI	S	Opponent	Score	
								65	A	BYU	57	71				
												101	A	Boise St.	69	77
												184	H	Montana	52	63
												199	H	CSU Bakersfield	53	55
												216	H	Southern Utah	58	71
												232	H	Idaho St.	61	88
												248	H	UMKC	62	41
												251	H	Grand Canyon	59	66
												265	A	UC Santa Barbara	51	59
												289	H	Nevada	57	60
												293	H	Utah St.	57	49
												298	A	UC Riverside	53	67
												300	A	California Baptist	67	80
												301	A	UTRGV	76	67
												313	H	Seattle U	70	58
												316	A	Weber St.	46	72
												321	A	New Mexico St.	58	54
												349	H	Chicago St.	89	58
LAST 10 Division I																
				300	A	California Baptist	67	80				313	H	Seattle U	70	58
				251	H	Grand Canyon	59	66				248	H	UMKC	62	41
				199	H	CSU Bakersfield	53	55				349	H	Chicago St.	89	58
				301	A	UTRGV	76	67				293	H	Utah St.	57	49
				321	A	New Mexico St.	58	54				316	A	Weber St.	46	72

Non-Div I Games: Antelope Valley 77 61 Ottawa (AZ) 99 50

Utah Valley

■ Loss, 
 ■ Non-Conf, 
 ■ S Site, 
 ■ H Home 
 ■ A Away 
 N Neutral

Average RPI Win: <b>188</b>	WON-LOST	WINNING	LAST 10	STRENGTH OF	OPP. STRENGTH	TEAM	ADJ.	CONF.	ADJ CONF.
Average RPI Loss: <b>104</b>	RECORD	PCT. RANK	GAMES	SCHEDULE	OF SCHEDULE	RPI	RPI	RPI	RPI
DIV. I ONLY	<b>12- 9</b>	<b>128</b>	<b>8-2</b>	<b>98</b>	<b>114</b>	<b>106</b>	<b>106</b>	<b>12</b>	<b>12</b>
DIV. I NON-CONF.	<b>5- 8</b>	<b>221</b>	<b>1-1</b>	<b>132</b>	<b>109</b>	<b>218</b>	<b>218</b>	<b>12</b>	<b>12</b>
TOTALS	RPI 1-25	RPI 26-50	W-L RECORDS	RPI 51-100	RPI 101-150	RPI 150+			
12- 9	0- 0	1- 0	OVERALL	1- 6	3- 2	7- 1			
7- 4	0- 0	1- 0	HOME	0- 2	2- 2	4- 0			
4- 5	0- 0	0- 0	AWAY	1- 4	1- 0	2- 1			
1- 0	0- 0	0- 0	NEUTRAL	0- 0	0- 0	1- 0			
5- 8	0- 0	1- 0	NON-CONFERENCE	0- 5	0- 2	4- 1			
4- 3	0- 0	1- 0	HOME	0- 1	0- 2	3- 0			
0- 5	0- 0	0- 0	AWAY	0- 4	0- 0	0- 1			
1- 0	0- 0	0- 0	NEUTRAL	0- 0	0- 0	1- 0			
7- 1	0- 0	0- 0	CONFERENCE	1- 1	3- 0	3- 0			
3- 1	0- 0	0- 0	HOME	0- 1	2- 0	1- 0			
4- 0	0- 0	0- 0	AWAY	1- 0	1- 0	2- 0			
0- 0	0- 0	0- 0	NEUTRAL	0- 0	0- 0	0- 0			

RPI S	Opponent	Score	RPI S	Opponent	Score	RPI S	Opponent	Score	RPI S	Opponent	Score	Team's RPI: 106
29	H Old Dominion	62 49	60	A Middle Tenn.	63 86	115	H Fordham	62 52	127	A Massachusetts	61 46	
			61	A Boston College	52 87	130	H Richmond	53 50	134	H N.C. A&T	58 69	
			77	A Seton Hall	33 53	144	H William & Mary	55 69	178	A Rhode Island	75 54	
			79	A South Fla.	55 77	191	A Southern Miss.	39 51	208	H Saint Joseph's	47 40	
			89	H Cincinnati	56 58	236	A George Mason	82 63	274	H East Carolina	53 40	
			90	A Saint Louis	65 52	276	H Appalachian St.	66 38	294	N Omaha	74 66	
			98	H Duquesne	76 79	298	H UC Riverside	67 51				
LAST 10 Division I												
98	H Duquesne	76 79	90	A Saint Louis	65 52							
115	H Fordham	62 52	208	H Saint Joseph's	47 40							
236	A George Mason	82 63	178	A Rhode Island	75 54							
127	A Massachusetts	61 46	134	H N.C. A&T	58 69							
130	H Richmond	53 50	298	H UC Riverside	67 51							

Non-Div I Games:

VCU

## Valparaiso

Through Games Of Feb. 3, 2020

Average RPI Win:	264	WON-LOST	WINNING	LAST 10	STRENGTH OF	OPP. STRENGTH	TEAM	ADJ.	CONF.	ADJ CONF.
Average RPI Loss:	59	RECORD	PCT. RANK	GAMES	SCHEDULE	OF SCHEDULE	RPI	RPI	RPI	RPI
DIV. I ONLY	11- 9	140	4-6	225	117	159	159	7	7	
DIV. I NON-CONF.	8- 3	68	1-0	321	217	143	143	7	7	
TOTALS	RPI 1-25	RPI 26-50	W-L RECORDS	RPI 51-100	RPI 101-150	RPI 150+				
11- 9	0- 2	0- 2	OVERALL	0- 4	1- 0	10- 1				
5- 4	0- 1	0- 0	HOME	0- 3	1- 0	4- 0				
6- 4	0- 1	0- 1	AWAY	0- 1	0- 0	6- 1				
0- 1	0- 0	0- 1	NEUTRAL	0- 0	0- 0	0- 0				
8- 3	0- 1	0- 1	NON-CONFERENCE	0- 0	0- 0	8- 1				
4- 0	0- 0	0- 0	HOME	0- 0	0- 0	4- 0				
4- 2	0- 1	0- 0	AWAY	0- 0	0- 0	4- 1				
0- 1	0- 0	0- 1	NEUTRAL	0- 0	0- 0	0- 0				
3- 6	0- 1	0- 1	CONFERENCE	0- 4	1- 0	2- 0				
1- 4	0- 1	0- 0	HOME	0- 3	1- 0	0- 0				
2- 2	0- 0	0- 1	AWAY	0- 1	0- 0	2- 0				
0- 0	0- 0	0- 0	NEUTRAL	0- 0	0- 0	0- 0				

RPI S	Opponent	Score	RPI S	Opponent	Score	RPI S	Opponent	Score	RPI S	Opponent	Score	Team's RPI: 159
9	H Missouri St.	68 81	27	N Ohio St.	38 89	51	A UNI	70 77	117	H Loyola Chicago	66 64	
16	A Northwestern	48 69	28	A Drake	66 87	53	H Bradley	61 75	169	A Toledo	61 54	
						71	H Illinois St.	60 72	200	A North Dakota	63 65	
						80	H Southern Ill.	51 67	228	A Eastern Ill.	78 66	
									231	H Bowling Green	95 90	
									252	H Morehead St.	55 53	
									279	A Indiana St.	75 56	
									286	A North Dakota St.	66 54	
									324	A Evansville	88 66	
									329	A Detroit Mercy	77 58	
									335	H UIC	63 37	
									349	H Chicago St.	95 49	
LAST 10 Division I												
51	A UNI	70 77	324	A Evansville	88 66							
28	A Drake	66 87	279	A Indiana St.	75 56							
117	H Loyola Chicago	66 64	9	H Missouri St.	68 81							
53	H Bradley	61 75	80	H Southern Ill.	51 67							
71	H Illinois St.	60 72	228	A Eastern Ill.	78 66							

Non-Div I Games:

Valparaiso

■ Loss, 
 ■ Non-Conf, S Site, 
 ■ Home 
 ■ Away 
 N Neutral

# Vanderbilt

Through Games Of Feb. 3, 2020

Average RPI Win:	200	WON-LOST	WINNING	LAST 10	STRENGTH OF	OPP. STRENGTH	TEAM	ADJ.	CONF.	ADJ CONF.
Average RPI Loss:	54	RECORD	PCT. RANK	GAMES	SCHEDULE	OF SCHEDULE	RPI	RPI	RPI	RPI
DIV. I ONLY	12- 10	152	3-7	43	94	99	99	4	4	
DIV. I NON-CONF.	10- 3	58	1-0	107	282	77	77	5	5	
TOTALS	RPI 1-25	RPI 26-50	W-L RECORDS	RPI 51-100	RPI 101-150	RPI 150+				
12- 10	0- 3	0- 3	OVERALL	2- 2	2- 2	8- 0				
8- 5	0- 3	0- 2	HOME	1- 0	1- 0	6- 0				
3- 3	0- 0	0- 0	AWAY	1- 1	1- 2	1- 0				
1- 2	0- 0	0- 1	NEUTRAL	0- 1	0- 0	1- 0				
10- 3	0- 1	0- 1	NON-CONFERENCE	1- 1	1- 0	8- 0				
7- 1	0- 1	0- 0	HOME	1- 0	0- 0	6- 0				
2- 0	0- 0	0- 0	AWAY	0- 0	1- 0	1- 0				
1- 2	0- 0	0- 1	NEUTRAL	0- 1	0- 0	1- 0				
2- 7	0- 2	0- 2	CONFERENCE	1- 1	1- 2	0- 0				
1- 4	0- 2	0- 2	HOME	0- 0	1- 0	0- 0				
1- 3	0- 0	0- 0	AWAY	1- 1	0- 2	0- 0				
0- 0	0- 0	0- 0	NEUTRAL	0- 0	0- 0	0- 0				

RPI S	Opponent	Score	RPI S	Opponent	Score	RPI S	Opponent	Score	RPI S	Opponent	Score
2	H South Carolina	57 93	41	H Arkansas	66 100	72	A Alabama	61 98	118	A Florida	60 68
10	H UConn	51 64	43	H Tennessee	69 78	75	A Georgia	63 55	121	A Auburn	62 70
14	H Mississippi St.	52 68	46	N Rutgers	56 62	77	N Seton Hall	65 69	121	H Auburn	77 55
						90	H Saint Louis	62 50	132	A Washington	76 74
									164	H Tennessee Tech	75 61
									175	H Columbia	72 51
									194	H Furman	74 46
									230	H Radford	80 46
									277	H Eastern Ky.	75 69
									297	N UC Irvine	76 63
									307	H Jacksonville St.	88 66
									340	A Tennessee St.	106 55
LAST 10 Division I											
121	A Auburn	62 70	2	H South Carolina	57 93						
43	H Tennessee	69 78	75	A Georgia	63 55						
72	A Alabama	61 98	118	A Florida	60 68						
14	H Mississippi St.	52 68	121	H Auburn	77 55						
41	H Arkansas	66 100	175	H Columbia	72 51						

Non-Div I Games:

Vanderbilt

Loss, Non-Conf, S Site, H Home A Away N Neutral

Average RPI Win:	306	WON-LOST	WINNING	LAST 10	STRENGTH OF	OPP. STRENGTH	TEAM	ADJ.	CONF.	ADJ CONF.
Average RPI Loss:	185	RECORD	PCT. RANK	GAMES	SCHEDULE	OF SCHEDULE	RPI	RPI	RPI	RPI
DIV. I ONLY	9- 12	222	4-6	319	329	290	290	27	27	
DIV. I NON-CONF.	5- 7	205	0-1	307	304	294	294	27	27	
TOTALS	RPI 1-25	RPI 26-50	W-L RECORDS	RPI 51-100	RPI 101-150	RPI 150+				
9- 12	0- 0	0- 0	OVERALL	0- 2	0- 2	9- 8				
7- 4	0- 0	0- 0	HOME	0- 0	0- 1	7- 3				
2- 8	0- 0	0- 0	AWAY	0- 2	0- 1	2- 5				
0- 0	0- 0	0- 0	NEUTRAL	0- 0	0- 0	0- 0				
5- 7	0- 0	0- 0	NON-CONFERENCE	0- 1	0- 2	5- 4				
4- 2	0- 0	0- 0	HOME	0- 0	0- 1	4- 1				
1- 5	0- 0	0- 0	AWAY	0- 1	0- 1	1- 3				
0- 0	0- 0	0- 0	NEUTRAL	0- 0	0- 0	0- 0				
4- 5	0- 0	0- 0	CONFERENCE	0- 1	0- 0	4- 4				
3- 2	0- 0	0- 0	HOME	0- 0	0- 0	3- 2				
1- 3	0- 0	0- 0	AWAY	0- 1	0- 0	1- 2				
0- 0	0- 0	0- 0	NEUTRAL	0- 0	0- 0	0- 0				

RPI S	Opponent	Score	RPI S	Opponent	Score	RPI S	Opponent	Score	RPI S	Opponent	Score	Team's RPI: 290
						55	A Minnesota	58 90	117	A Loyola Chicago	76 78	
						84	A Stony Brook	49 67	127	H Massachusetts	49 83	
									166	A Dartmouth	55 72	
									178	A Rhode Island	74 77	
									183	H Binghamton	65 62	
									201	A UMass Lowell	47 61	
									205	A Merrimack	53 78	
									246	H Maine	47 65	
									254	H Saint Francis (PA)	69 73	
									270	H New Hampshire	51 59	
									292	H Navy	64 56	
									302	H UMBC	60 58	
									312	A Albany (NY)	49 58	
									312	H Albany (NY)	52 36	
									314	H Bryant	71 66	
									330	H NJIT	65 59	
									334	A LIU Brooklyn	73 62	
									341	H Canisius	76 53	
									345	A Hartford	63 53	
LAST 10 Division I												
			312	H Albany (NY)	52 36				183	H Binghamton	65 62	
			270	H New Hampshire	51 59				302	H UMBC	60 58	
			201	A UMass Lowell	47 61				84	A Stony Brook	49 67	
			246	H Maine	47 65				312	A Albany (NY)	49 58	
			345	A Hartford	63 53				205	A Merrimack	53 78	

Non-Div I Games: Norwich 86 40

Vermont



Average RPI Win:	142	WON-LOST	WINNING	LAST 10	STRENGTH OF	OPP. STRENGTH	TEAM	ADJ.	CONF.	ADJ CONF.
Average RPI Loss:	75	RECORD	PCT. RANK	GAMES	SCHEDULE	OF SCHEDULE	RPI	RPI	RPI	RPI
DIV. I ONLY	12- 10	152	6-4	54	48	88	88	6	6	
DIV. I NON-CONF.	6- 5	151	1-0	86	48	95	95	6	6	
TOTALS	RPI 1-25	RPI 26-50	W-L RECORDS	RPI 51-100	RPI 101-150	RPI 150+				
12- 10	0- 1	2- 3	OVERALL	2- 4	3- 1	5- 1				
7- 5	0- 0	1- 2	HOME	0- 2	2- 1	4- 0				
5- 5	0- 1	1- 1	AWAY	2- 2	1- 0	1- 1				
0- 0	0- 0	0- 0	NEUTRAL	0- 0	0- 0	0- 0				
6- 5	0- 0	0- 1	NON-CONFERENCE	1- 2	2- 1	3- 1				
3- 2	0- 0	0- 1	HOME	0- 0	1- 1	2- 0				
3- 3	0- 0	0- 0	AWAY	1- 2	1- 0	1- 1				
0- 0	0- 0	0- 0	NEUTRAL	0- 0	0- 0	0- 0				
6- 5	0- 1	2- 2	CONFERENCE	1- 2	1- 0	2- 0				
4- 3	0- 0	1- 1	HOME	0- 2	1- 0	2- 0				
2- 2	0- 1	1- 1	AWAY	1- 0	0- 0	0- 0				
0- 0	0- 0	0- 0	NEUTRAL	0- 0	0- 0	0- 0				

RPI 1-25				RPI 26-50				RPI 51-100 Team's RPI: 88				RPI 101+			
RPI	S	Opponent	Score	RPI	S	Opponent	Score	RPI	S	Opponent	Score	RPI	S	Opponent	Score
20	A	DePaul	69 85	30	H	Creighton	42 58	54	A	Temple	69 74	102	H	Penn	70 58
				35	A	Marquette	52 57	57	A	Drexel	52 54	115	A	Fordham	73 66
				44	H	James Madison	52 56	75	A	Georgia	63 58	131	H	Providence	51 49
				50	A	St. John's (NY)	67 62	77	A	Seton Hall	61 55	145	H	George Washington	56 68
				50	H	St. John's (NY)	66 64	77	H	Seton Hall	63 65	189	A	American	54 76
								94	H	Butler	41 58	202	A	La Salle	77 69
												208	H	Saint Joseph's	60 44
												217	H	Manhattan	63 51
												240	H	Xavier	66 54
												241	H	Georgetown	74 53
LAST 10 Division I															
				77	H	Seton Hall	63 65	102	H	Penn	70 58				
				50	H	St. John's (NY)	66 64	240	H	Xavier	66 54				
				35	A	Marquette	52 57	94	H	Butler	41 58				
				20	A	DePaul	69 85	50	A	St. John's (NY)	67 62				
				241	H	Georgetown	74 53	77	A	Seton Hall	61 55				

Non-Div I Games:

Villanova

■ Loss, 
 ■ Non-Conf, 
 ■ S Site, 
 ■ H Home 
 ■ A Away 
 N Neutral

Average RPI Win:	104	WON-LOST	WINNING	LAST 10	STRENGTH OF	OPP. STRENGTH	TEAM	ADJ.	CONF.	ADJ CONF.
Average RPI Loss:	41	RECORD	PCT. RANK	GAMES	SCHEDULE	OF SCHEDULE	RPI	RPI	RPI	RPI
DIV. I ONLY	9- 13	234	4-6	1	34	45	45	5	5	
DIV. I NON-CONF.	5- 6	187	0	1	33	25	25	3	3	
TOTALS	RPI 1-25	RPI 26-50	W-L RECORDS	RPI 51-100	RPI 101-150	RPI 150+				
9- 13	0- 6	3- 2	OVERALL	2- 5	2- 0	2- 0				
6- 4	0- 2	3- 1	HOME	1- 1	2- 0	0- 0				
3- 8	0- 3	0- 1	AWAY	1- 4	0- 0	2- 0				
0- 1	0- 1	0- 0	NEUTRAL	0- 0	0- 0	0- 0				
5- 6	0- 4	2- 1	NON-CONFERENCE	1- 1	0- 0	2- 0				
3- 2	0- 2	2- 0	HOME	1- 0	0- 0	0- 0				
2- 3	0- 1	0- 1	AWAY	0- 1	0- 0	2- 0				
0- 1	0- 1	0- 0	NEUTRAL	0- 0	0- 0	0- 0				
4- 7	0- 2	1- 1	CONFERENCE	1- 4	2- 0	0- 0				
3- 2	0- 0	1- 1	HOME	0- 1	2- 0	0- 0				
1- 5	0- 2	0- 0	AWAY	1- 3	0- 0	0- 0				
0- 0	0- 0	0- 0	NEUTRAL	0- 0	0- 0	0- 0				

RPI 1-25				RPI 26-50				RPI 51-100				RPI 101+			
RPI	S	Opponent	Score	RPI	S	Opponent	Score	RPI	S	Opponent	Score	RPI	S	Opponent	Score
3	A	Louisville	56 71	29	H	Old Dominion	56 53	58	A	North Carolina	68 78	105	H	Notre Dame	90 60
6	H	UCLA	62 73	34	H	Virginia Tech	61 69	58	H	North Carolina	47 65	119	H	Syracuse	57 41
10	A	UConn	44 83	42	H	Duke	66 63	61	A	Boston College	69 52	187	A	UNLV	63 55
14	N	Mississippi St.	59 72	44	H	James Madison	55 49	74	H	Bucknell	84 60	271	A	CSUN	72 47
15	A	NC State	60 80	46	A	Rutgers	63 73	86	A	Southern California	49 59				
24	H	Kentucky	47 50					87	A	Georgia Tech	51 61				
								92	A	Wake Forest	56 62				
LAST 10 Division I															
				119	H	Syracuse	57 41	92	A	Wake Forest	56 62				
				58	A	North Carolina	68 78	61	A	Boston College	69 52				
				105	H	Notre Dame	90 60	42	H	Duke	66 63				
				3	A	Louisville	56 71	15	A	NC State	60 80				
				34	H	Virginia Tech	61 69	58	H	North Carolina	47 65				

Non-Div I Games:

Virginia

■ Loss, 
■ Non-Conf, S Site, 
■ Home 
■ Away 
N Neutral

Average RPI Win:	143	WON-LOST	WINNING	LAST 10	STRENGTH OF	OPP. STRENGTH	TEAM	ADJ.	CONF.	ADJ CONF.
Average RPI Loss:	55	RECORD	PCT. RANK	GAMES	SCHEDULE	OF SCHEDULE	RPI	RPI	RPI	RPI
DIV. I ONLY	16- 5	41	6-4	83	33	34	34	5	5	
DIV. I NON-CONF.	10- 1	20	0	116	115	26	26	3	3	
TOTALS	RPI 1-25	RPI 26-50	W-L RECORDS	RPI 51-100	RPI 101-150	RPI 150+				
16- 5	0- 2	2- 1	OVERALL	6- 1	1- 1	7- 0				
11- 0	0- 0	1- 0	HOME	4- 0	1- 0	5- 0				
2- 4	0- 2	1- 1	AWAY	0- 0	0- 1	1- 0				
3- 1	0- 0	0- 0	NEUTRAL	2- 1	0- 0	1- 0				
10- 1	0- 0	1- 0	NON-CONFERENCE	3- 1	1- 0	5- 0				
6- 0	0- 0	1- 0	HOME	1- 0	1- 0	3- 0				
1- 0	0- 0	0- 0	AWAY	0- 0	0- 0	1- 0				
3- 1	0- 0	0- 0	NEUTRAL	2- 1	0- 0	1- 0				
6- 4	0- 2	1- 1	CONFERENCE	3- 0	0- 1	2- 0				
5- 0	0- 0	0- 0	HOME	3- 0	0- 0	2- 0				
1- 4	0- 2	1- 1	AWAY	0- 0	0- 1	0- 0				
0- 0	0- 0	0- 0	NEUTRAL	0- 0	0- 0	0- 0				

RPI 1-25				RPI 26-50				Team's RPI: 34				RPI 51-100				RPI 101+			
RPI	S	Opponent	Score	RPI	S	Opponent	Score	RPI	S	Opponent	Score	RPI	S	Opponent	Score	RPI	S	Opponent	Score
15	A	NC State	69 76	33	H	Purdue	67 54	58	H	North Carolina	76 70	107	H	Liberty	73 69				
23	A	Florida St.	62 86	42	A	Duke	67 72	59	H	Miami (FL)	69 45	119	A	Syracuse	65 67				
				45	A	Virginia	69 61	61	H	Boston College	70 49	170	N	Wichita St.	84 63				
								63	N	Belmont	60 58	176	H	Clemson	71 50				
								75	N	Georgia	72 77	235	H	Gardner-Webb	87 65				
								95	H	Davidson	88 68	236	A	George Mason	77 58				
								96	N	Rice	54 45	254	H	Saint Francis (PA)	105 41				
												268	H	Pittsburgh	68 56				
												325	H	UMES	86 43				
LAST 10 Division I																			
				59	H	Miami (FL)	69 45	42	A	Duke	67 72								
				119	A	Syracuse	65 67	268	H	Pittsburgh	68 56								
				176	H	Clemson	71 50	58	H	North Carolina	76 70								
				61	H	Boston College	70 49	15	A	NC State	69 76								
				45	A	Virginia	69 61	23	A	Florida St.	62 86								

Non-Div I Games:

Virginia Tech

■ Loss, 
 ■ Non-Conf, 
 S Site, 
 ■ Home 
 ■ Away 
 N Neutral

Average RPI Win: <b>320</b>	WON-LOST	WINNING	LAST 10	STRENGTH OF	OPP. STRENGTH	TEAM	ADJ.	CONF.	ADJ CONF.
Average RPI Loss: <b>168</b>	RECORD	PCT. RANK	GAMES	SCHEDULE	OF SCHEDULE	RPI	RPI	RPI	RPI
DIV. I ONLY	6- 13	275	3-7	201	343	283	283	29	29
DIV. I NON-CONF.	3- 7	252	0-1	40	318	200	200	29	29
TOTALS	RPI 1-25	RPI 26-50	W-L RECORDS	RPI 51-100	RPI 101-150	RPI 150+			
6- 13	0- 1	0- 1	OVERALL	0- 4	0- 1	6- 6			
5- 3	0- 0	0- 0	HOME	0- 1	0- 0	5- 2			
1- 10	0- 1	0- 1	AWAY	0- 3	0- 1	1- 4			
0- 0	0- 0	0- 0	NEUTRAL	0- 0	0- 0	0- 0			
3- 7	0- 1	0- 1	NON-CONFERENCE	0- 4	0- 0	3- 1			
3- 1	0- 0	0- 0	HOME	0- 1	0- 0	3- 0			
0- 6	0- 1	0- 1	AWAY	0- 3	0- 0	0- 1			
0- 0	0- 0	0- 0	NEUTRAL	0- 0	0- 0	0- 0			
3- 6	0- 0	0- 0	CONFERENCE	0- 0	0- 1	3- 5			
2- 2	0- 0	0- 0	HOME	0- 0	0- 0	2- 2			
1- 4	0- 0	0- 0	AWAY	0- 0	0- 1	1- 3			
0- 0	0- 0	0- 0	NEUTRAL	0- 0	0- 0	0- 0			

RPI 1-25				RPI 26-50				RPI 51-100				RPI 101+ Team's RPI: 283			
RPI	S	Opponent	Score	RPI	S	Opponent	Score	RPI	S	Opponent	Score	RPI	S	Opponent	Score
8	A	Maryland	56 <b>119</b>	36	A	Yale	68 <b>87</b>	82	A	Colgate	58 <b>74</b>	150	A	Robert Morris	47 <b>51</b>
								84	H	Stony Brook	45 <b>66</b>	213	A	Mt. St. Mary's	63 <b>78</b>
								85	A	Rider	63 <b>77</b>	227	A	Youngstown St.	42 <b>64</b>
								94	A	Butler	58 <b>74</b>	254	A	Saint Francis (PA)	50 <b>51</b>
												284	H	Sacred Heart	65 <b>79</b>
												302	H	UMBC	67 60
												305	H	St. Francis Brooklyn	74 66
												314	A	Bryant	58 45
												323	H	Fairleigh Dickinson	61 <b>62</b>
												330	H	NJIT	61 59
												334	H	LIU Brooklyn	63 61
												336	H	Saint Peter's	90 89
												344	A	Central Conn. St.	63 <b>66</b>
LAST 10 Division I															
323	H	Fairleigh Dickinson	61 <b>62</b>	254	A	Saint Francis (PA)	50 <b>51</b>								
314	A	Bryant	58 45	150	A	Robert Morris	47 <b>51</b>								
344	A	Central Conn. St.	63 <b>66</b>	284	H	Sacred Heart	65 <b>79</b>								
334	H	LIU Brooklyn	63 61	213	A	Mt. St. Mary's	63 <b>78</b>								
305	H	St. Francis Brooklyn	74 66	36	A	Yale	68 <b>87</b>								

Non-Div I Games: Staten Island 81 57

Wagner

■ Loss, 
 ■ Non-Conf, 
 ■ S Site, 
 ■ H Home 
 ■ A Away 
 N Neutral

## Wake Forest

Through Games Of Feb. 3, 2020

Average RPI Win:	144	WON-LOST	WINNING	LAST 10	STRENGTH OF	OPP. STRENGTH	TEAM	ADJ.	CONF.	ADJ CONF.
Average RPI Loss:	96	RECORD	PCT. RANK	GAMES	SCHEDULE	OF SCHEDULE	RPI	RPI	RPI	RPI
DIV. I ONLY	12- 10	152	5-5	71	43	92	92	5	5	
DIV. I NON-CONF.	7- 4	100	0	133	186	112	112	3	3	
TOTALS	RPI 1-25	RPI 26-50	W-L RECORDS	RPI 51-100	RPI 101-150	RPI 150+				
12- 10	0- 3	2- 1	OVERALL	2- 3	3- 0	5- 3				
8- 3	0- 1	1- 0	HOME	1- 1	2- 0	4- 1				
2- 7	0- 2	1- 1	AWAY	0- 2	0- 0	1- 2				
2- 0	0- 0	0- 0	NEUTRAL	1- 0	1- 0	0- 0				
7- 4	0- 0	0- 1	NON-CONFERENCE	1- 1	2- 0	4- 2				
4- 2	0- 0	0- 0	HOME	0- 1	1- 0	3- 1				
1- 2	0- 0	0- 1	AWAY	0- 0	0- 0	1- 1				
2- 0	0- 0	0- 0	NEUTRAL	1- 0	1- 0	0- 0				
5- 6	0- 3	2- 0	CONFERENCE	1- 2	1- 0	1- 1				
4- 1	0- 1	1- 0	HOME	1- 0	1- 0	1- 0				
1- 5	0- 2	1- 0	AWAY	0- 2	0- 0	0- 1				
0- 0	0- 0	0- 0	NEUTRAL	0- 0	0- 0	0- 0				

RPI 1-25				RPI 26-50				RPI 51-100 Team's RPI: 92				RPI 101+			
RPI	S	Opponent	Score	RPI	S	Opponent	Score	RPI	S	Opponent	Score	RPI	S	Opponent	Score
3	A	Louisville	61 75	42	A	Duke	60 58	59	A	Miami (FL)	56 59	118	N	Florida	73 68
15	A	NC State	45 59	45	H	Virginia	62 56	61	A	Boston College	54 67	119	H	Syracuse	65 60
23	H	Florida St.	65 70	50	A	St. John's (NY)	74 82	66	H	Charlotte	65 77	133	H	Campbell	74 46
								78	N	Dayton	78 59	151	H	UNC Greensboro	65 67
								87	H	Georgia Tech	65 60	153	A	Elon	69 57
												176	H	Clemson	63 58
												247	H	Col. of Charleston	106 50
												255	H	UNCW	65 55
												260	A	ETSU	60 67
												268	A	Pittsburgh	48 53
												274	H	East Carolina	76 53
LAST 10 Division I															
61	A	Boston College	54 67	45	H	Virginia	62 56								
268	A	Pittsburgh	48 53	3	A	Louisville	61 75								
119	H	Syracuse	65 60	176	H	Clemson	63 58								
23	H	Florida St.	65 70	87	H	Georgia Tech	65 60								
15	A	NC State	45 59	42	A	Duke	60 58								

Non-Div I Games:

Wake Forest

■ Loss, 
 ■ Non-Conf, S Site, 
 ■ Home 
 ■ Away 
 N Neutral

Average RPI Win:	191	WON-LOST	WINNING	LAST 10	STRENGTH OF	OPP. STRENGTH	TEAM	ADJ.	CONF.	ADJ CONF.
Average RPI Loss:	73	RECORD	PCT. RANK	GAMES	SCHEDULE	OF SCHEDULE	RPI	RPI	RPI	RPI
DIV. I ONLY	10- 11	189	2-8	61	44	132	132	1	1	
DIV. I NON-CONF.	8- 3	68	0	201	191	128	128	1	1	
TOTALS	RPI 1-25	RPI 26-50	W-L RECORDS	RPI 51-100	RPI 101-150	RPI 150+				
10- 11	1- 3	0- 2	OVERALL	1- 3	2- 2	6- 1				
4- 8	0- 1	0- 2	HOME	0- 2	0- 2	4- 1				
3- 3	0- 2	0- 0	AWAY	1- 1	2- 0	0- 0				
3- 0	1- 0	0- 0	NEUTRAL	0- 0	0- 0	2- 0				
8- 3	1- 0	0- 0	NON-CONFERENCE	0- 1	1- 1	6- 1				
4- 3	0- 0	0- 0	HOME	0- 1	0- 1	4- 1				
1- 0	0- 0	0- 0	AWAY	0- 0	1- 0	0- 0				
3- 0	1- 0	0- 0	NEUTRAL	0- 0	0- 0	2- 0				
2- 8	0- 3	0- 2	CONFERENCE	1- 2	1- 1	0- 0				
0- 5	0- 1	0- 2	HOME	0- 1	0- 1	0- 0				
2- 3	0- 2	0- 0	AWAY	1- 1	1- 0	0- 0				
0- 0	0- 0	0- 0	NEUTRAL	0- 0	0- 0	0- 0				

RPI 1-25				RPI 26-50				RPI 51-100				RPI 101+ Team's RPI: 132			
RPI	S	Opponent	Score	RPI	S	Opponent	Score	RPI	S	Opponent	Score	RPI	S	Opponent	Score
4	A	Stanford	56 77	26	H	Arizona	58 66	83	A	Washington St.	65 56	124	A	San Diego	65 47
4	H	Stanford	41 58	31	H	Arizona St.	50 67	83	H	Washington St.	59 66	128	A	California	67 64
6	A	UCLA	80 85					86	A	Southern California	78 81	128	H	California	74 81
12	N	Iowa	70 63					99	H	Vanderbilt	74 76	140	H	Tulane	62 64
												192	H	Hawaii	50 62
												199	H	CSU Bakersfield	80 49
												223	H	San Francisco	73 54
												238	N	Iona	65 34
												273	N	Howard	75 58
												313	H	Seattle U	78 46
												316	H	Weber St.	94 41
LAST 10 Division I															
128	H	California	74 81	31	H	Arizona St.	50 67	83	H	Washington St.	59 66				
4	H	Stanford	41 58					4	A	Stanford	56 77				
86	A	Southern California	78 81					128	A	California	67 64				
6	A	UCLA	80 85					83	A	Washington St.	65 56				
26	H	Arizona	58 66												

Non-Div I Games:

Washington

■ Loss, 
 ■ Non-Conf, 
 S Site, 
 ■ Home 
 ■ Away 
 N Neutral

Average RPI Win:	190	WON-LOST	WINNING	LAST 10	STRENGTH OF	OPP. STRENGTH	TEAM	ADJ.	CONF.	ADJ CONF.
Average RPI Loss:	31	RECORD	PCT. RANK	GAMES	SCHEDULE	OF SCHEDULE	RPI	RPI	RPI	RPI
DIV. I ONLY	10- 12	202	3-7	11	19	83	83	1	1	
DIV. I NON-CONF.	7- 5	131	0	38	40	79	79	1	1	
TOTALS	RPI 1-25	RPI 26-50	W-L RECORDS	RPI 51-100	RPI 101-150	RPI 150+				
10- 12	0- 7	0- 2	OVERALL	1- 2	4- 1	5- 0				
6- 5	0- 2	0- 2	HOME	1- 0	1- 1	4- 0				
3- 4	0- 2	0- 0	AWAY	0- 2	3- 0	0- 0				
1- 3	0- 3	0- 0	NEUTRAL	0- 0	0- 0	1- 0				
7- 5	0- 4	0- 0	NON-CONFERENCE	1- 1	1- 0	5- 0				
5- 1	0- 1	0- 0	HOME	1- 0	0- 0	4- 0				
1- 1	0- 0	0- 0	AWAY	0- 1	1- 0	0- 0				
1- 3	0- 3	0- 0	NEUTRAL	0- 0	0- 0	1- 0				
3- 7	0- 3	0- 2	CONFERENCE	0- 1	3- 1	0- 0				
1- 4	0- 1	0- 2	HOME	0- 0	1- 1	0- 0				
2- 3	0- 2	0- 0	AWAY	0- 1	2- 0	0- 0				
0- 0	0- 0	0- 0	NEUTRAL	0- 0	0- 0	0- 0				

RPI 1-25				RPI 26-50				RPI 51-100 Team's RPI: 83				RPI 101+			
RPI	S	Opponent	Score	RPI	S	Opponent	Score	RPI	S	Opponent	Score	RPI	S	Opponent	Score
2	N	South Carolina	53 68	26	H	Arizona	67 74	59	A	Miami (FL)	68 74	101	A	Boise St.	80 68
4	A	Stanford	58 77	31	H	Arizona St.	56 65	65	H	BYU	67 50	128	A	California	96 75
4	H	Stanford	49 71					86	A	Southern California	63 74	128	H	California	92 66
5	H	Gonzaga	53 76									132	A	Washington	66 59
6	A	UCLA	50 66									132	H	Washington	56 65
7	N	Baylor	66 89									218	H	Pepperdine	85 48
13	N	Indiana	44 78									245	N	Southern U.	69 54
LAST 10 Division I															
4	H	Stanford	49 71	26	H	Arizona	67 74	59	A	Miami (FL)	68 74	101	A	Boise St.	80 68
128	H	California	92 66	31	H	Arizona St.	56 65	65	H	BYU	67 50	128	A	California	96 75
6	A	UCLA	50 66					86	A	Southern California	63 74	128	H	California	92 66
86	A	Southern California	63 74									132	A	Washington	66 59
31	H	Arizona St.	56 65									132	H	Washington	56 65
												218	H	Pepperdine	85 48
												245	N	Southern U.	69 54
												271	H	CSUN	71 61
												297	H	UC Irvine	87 59
												318	H	Ark.-Pine Bluff	85 56

Non-Div I Games:

Washington St.

Average RPI Win:	282	WON-LOST	WINNING	LAST 10	STRENGTH OF	OPP. STRENGTH	TEAM	ADJ.	CONF.	ADJ CONF.
Average RPI Loss:	181	RECORD	PCT. RANK	GAMES	SCHEDULE	OF SCHEDULE	RPI	RPI	RPI	RPI
DIV. I ONLY	3- 17	325	1-9	244	245	316	316	18	18	
DIV. I NON-CONF.	2- 7	288	0	198	231	265	265	17	17	
TOTALS	RPI 1-25	RPI 26-50	W-L RECORDS	RPI 51-100	RPI 101-150	RPI 150+				
3- 17	0- 1	0- 0	OVERALL	0- 1	0- 4	3- 11				
1- 7	0- 0	0- 0	HOME	0- 0	0- 0	1- 7				
2- 10	0- 1	0- 0	AWAY	0- 1	0- 4	2- 4				
0- 0	0- 0	0- 0	NEUTRAL	0- 0	0- 0	0- 0				
2- 7	0- 1	0- 0	NON-CONFERENCE	0- 0	0- 3	2- 3				
1- 1	0- 0	0- 0	HOME	0- 0	0- 0	1- 1				
1- 6	0- 1	0- 0	AWAY	0- 0	0- 3	1- 2				
0- 0	0- 0	0- 0	NEUTRAL	0- 0	0- 0	0- 0				
1- 10	0- 0	0- 0	CONFERENCE	0- 1	0- 1	1- 8				
0- 6	0- 0	0- 0	HOME	0- 0	0- 0	0- 6				
1- 4	0- 0	0- 0	AWAY	0- 1	0- 1	1- 2				
0- 0	0- 0	0- 0	NEUTRAL	0- 0	0- 0	0- 0				

RPI 1-25				RPI 26-50			RPI 51-100			RPI 101+ Team's RPI: 316		
RPI	S	Opponent	Score	RPI	S	Opponent	Score	RPI	S	Opponent	Score	
6	A	UCLA	45 85					93	A	Montana St.	52 81	
										104	A	Utah 46 75
										108	A	Pacific 53 76
										111	A	Idaho 50 70
										132	A	Washington 41 94
										154	H	Portland 59 78
										161	H	Northern Ariz. 82 88
										184	A	Montana 57 85
										186	H	Portland St. 57 76
										216	H	Southern Utah 71 87
										221	A	Northern Colo. 65 60
										221	H	Northern Colo. 65 69
										232	H	Idaho St. 54 65
										233	A	UTEP 51 70
										298	A	UC Riverside 64 54
										306	H	Sacramento St. 67 91
										309	A	Eastern Wash. 53 63
										321	A	New Mexico St. 47 77
										326	H	Utah Valley 72 46
LAST 10 Division I												
221	H	Northern Colo.	65 69	232	H	Idaho St.	54 65					
216	H	Southern Utah	71 87	306	H	Sacramento St.	67 91					
184	A	Montana	57 85	221	A	Northern Colo.	65 60					
93	A	Montana St.	52 81	161	H	Northern Ariz.	82 88					
186	H	Portland St.	57 76	111	A	Idaho	50 70					

Non-Div I Games:

Weber St.

■ Loss, 
 ■ Non-Conf, S Site, 
 ■ Home 
 ■ Away 
 N Neutral



## West Virginia

Through Games Of Feb. 3, 2020

Average RPI Win:	159	WON-LOST	WINNING	LAST 10	STRENGTH OF	OPP. STRENGTH	TEAM	ADJ.	CONF.	ADJ CONF.
Average RPI Loss:	29	RECORD	PCT. RANK	GAMES	SCHEDULE	OF SCHEDULE	RPI	RPI	RPI	RPI
DIV. I ONLY	14- 5	44	6-4	55	37	38	38	3	3	
DIV. I NON-CONF.	10- 1	20	2-0	166	132	40	40	4	4	
TOTALS	RPI 1-25	RPI 26-50	W-L RECORDS	RPI 51-100	RPI 101-150	RPI 150+				
14- 5	1- 2	1- 3	OVERALL	2- 0	4- 0	6- 0				
7- 2	0- 0	1- 2	HOME	1- 0	1- 0	4- 0				
3- 2	1- 2	0- 0	AWAY	0- 0	2- 0	0- 0				
4- 1	0- 0	0- 1	NEUTRAL	1- 0	1- 0	2- 0				
10- 1	1- 0	0- 1	NON-CONFERENCE	1- 0	2- 0	6- 0				
5- 0	0- 0	0- 0	HOME	0- 0	1- 0	4- 0				
1- 0	1- 0	0- 0	AWAY	0- 0	0- 0	0- 0				
4- 1	0- 0	0- 1	NEUTRAL	1- 0	1- 0	2- 0				
4- 4	0- 2	1- 2	CONFERENCE	1- 0	2- 0	0- 0				
2- 2	0- 0	1- 2	HOME	1- 0	0- 0	0- 0				
2- 2	0- 2	0- 0	AWAY	0- 0	2- 0	0- 0				
0- 0	0- 0	0- 0	NEUTRAL	0- 0	0- 0	0- 0				

RPI 1-25				RPI 26-50				Team's RPI: 38	RPI 51-100				RPI 101+			
RPI	S	Opponent	Score	RPI	S	Opponent	Score		RPI	S	Opponent	Score	RPI	S	Opponent	Score
7	A	Baylor	51 91	30	N	Creighton	75 82		56	H	Iowa St.	79 71	116	A	Kansas	68 49
14	A	Mississippi St.	71 65	37	H	Texas	68 63		100	N	Michigan St.	63 57	119	N	Syracuse	71 69
22	A	TCU	60 73	39	H	Oklahoma	49 73						139	H	Cornell	68 62
				49	H	Oklahoma St.	55 57						142	A	Kansas St.	74 63
LAST 10 Division I																
				56	H	Iowa St.	79 71		37	H	Texas	68 63				
				22	A	TCU	60 73		116	A	Kansas	68 49				
				49	H	Oklahoma St.	55 57		142	A	Kansas St.	74 63				
				7	A	Baylor	51 91		139	H	Cornell	68 62				
				39	H	Oklahoma	49 73		119	N	Syracuse	71 69				

Non-Div I Games:

West Virginia

■ Loss, 
 ■ Non-Conf, 
 ■ S Site, 
 ■ Home 
 ■ A Away 
 N Neutral

Average RPI Win: <b>335</b>	WON-LOST	WINNING	LAST 10	STRENGTH OF	OPP. STRENGTH	TEAM	ADJ.	CONF.	ADJ CONF.
Average RPI Loss: <b>193</b>	RECORD	PCT. RANK	GAMES	SCHEDULE	OF SCHEDULE	RPI	RPI	RPI	RPI
DIV. I ONLY	2- 18	340	1-9	210	338	337	337	25	25
DIV. I NON-CONF.	1- 12	335	0-3	129	347	324	324	23	23
TOTALS	RPI 1-25	RPI 26-50	W-L RECORDS	RPI 51-100	RPI 101-150	RPI 150+			
2- 18	0- 0	0- 0	OVERALL	0- 2	0- 3	2- 13			
2- 9	0- 0	0- 0	HOME	0- 0	0- 3	2- 6			
0- 9	0- 0	0- 0	AWAY	0- 2	0- 0	0- 7			
0- 0	0- 0	0- 0	NEUTRAL	0- 0	0- 0	0- 0			
1- 12	0- 0	0- 0	NON-CONFERENCE	0- 2	0- 2	1- 8			
1- 6	0- 0	0- 0	HOME	0- 0	0- 2	1- 4			
0- 6	0- 0	0- 0	AWAY	0- 2	0- 0	0- 4			
0- 0	0- 0	0- 0	NEUTRAL	0- 0	0- 0	0- 0			
1- 6	0- 0	0- 0	CONFERENCE	0- 0	0- 1	1- 5			
1- 3	0- 0	0- 0	HOME	0- 0	0- 1	1- 2			
0- 3	0- 0	0- 0	AWAY	0- 0	0- 0	0- 3			
0- 0	0- 0	0- 0	NEUTRAL	0- 0	0- 0	0- 0			

RPI 1-25			RPI 26-50			RPI 51-100			RPI 101+ Team's RPI: 337		
RPI	S	Opponent	Score	RPI	S	Opponent	Score	RPI	S	Opponent	Score
								126	H	Coastal Caro.	43 66
								133	H	Campbell	40 61
								146	H	Samford	50 62
								151	A	UNC Greensboro	43 54
								153	A	Elon	24 68
								164	H	Tennessee Tech	58 62
								194	A	Furman	53 69
								195	H	Cleveland St.	61 68
								219	H	Chattanooga	52 59
								235	A	Gardner-Webb	62 88
								239	H	UNC Asheville	47 64
								247	A	Col. of Charleston	62 73
								257	H	Winthrop	60 63
								260	H	ETSU	57 62
								269	A	Wofford	63 76
								331	H	Mercer	51 40
								338	A	USC Upstate	62 70
								339	H	Charleston So.	69 64
LAST 10 Division I											
331	H	Mercer	51 40	260	H	ETSU	57 62				
146	H	Samford	50 62	219	H	Chattanooga	52 59				
194	A	Furman	53 69	247	A	Col. of Charleston	62 73				
269	A	Wofford	63 76	257	H	Winthrop	60 63				
151	A	UNC Greensboro	43 54	164	H	Tennessee Tech	58 62				

Non-Div I Games: Southern Wesleyan 70 37 UVa-Wise 64 55

Western Caro.

Average RPI Win:	277	WON-LOST	WINNING	LAST 10	STRENGTH OF	OPP. STRENGTH	TEAM	ADJ.	CONF.	ADJ CONF.
Average RPI Loss:	93	RECORD	PCT. RANK	GAMES	SCHEDULE	OF SCHEDULE	RPI	RPI	RPI	RPI
DIV. I ONLY	9- 11	206	6-4	222	143	215	215	20	20	
DIV. I NON-CONF.	3- 7	252	0	164	82	240	240	18	18	
TOTALS	RPI 1-25	RPI 26-50	W-L RECORDS	RPI 51-100	RPI 101-150	RPI 150+				
9- 11	0- 0	0- 3	OVERALL	0- 5	1- 1	8- 2				
6- 3	0- 0	0- 1	HOME	0- 2	1- 0	5- 0				
3- 6	0- 0	0- 2	AWAY	0- 2	0- 1	3- 1				
0- 2	0- 0	0- 0	NEUTRAL	0- 1	0- 0	0- 1				
3- 7	0- 0	0- 2	NON-CONFERENCE	0- 3	1- 1	2- 1				
2- 1	0- 0	0- 0	HOME	0- 1	1- 0	1- 0				
1- 4	0- 0	0- 2	AWAY	0- 1	0- 1	1- 0				
0- 2	0- 0	0- 0	NEUTRAL	0- 1	0- 0	0- 1				
6- 4	0- 0	0- 1	CONFERENCE	0- 2	0- 0	6- 1				
4- 2	0- 0	0- 1	HOME	0- 1	0- 0	4- 0				
2- 2	0- 0	0- 0	AWAY	0- 1	0- 0	2- 1				
0- 0	0- 0	0- 0	NEUTRAL	0- 0	0- 0	0- 0				

RPI 1-25				RPI 26-50				RPI 51-100				RPI 101+ Team's RPI: 215			
RPI	S	Opponent	Score	RPI	S	Opponent	Score	RPI	S	Opponent	Score	RPI	S	Opponent	Score
				28	A	Drake	75 94	53	H	Bradley	49 84	138	H	Southeast Mo. St.	97 91
				33	A	Purdue	59 66	67	A	South Dakota St.	45 75	148	A	Missouri	89 97
				47	H	South Dakota	65 96	67	H	South Dakota St.	48 89	200	A	North Dakota	71 77
								71	A	Illinois St.	65 78	228	N	Eastern Ill.	52 60
								80	N	Southern Ill.	65 79	253	H	Oral Roberts	75 61
												279	H	Indiana St.	83 72
												286	A	North Dakota St.	79 78
												286	H	North Dakota St.	86 79
												287	H	Denver	82 75
												294	A	Omaha	83 69
												320	H	Purdue Fort Wayne	79 68
												349	A	Chicago St.	88 78
LAST 10 Division I															
				286	H	North Dakota St.	86 79	287	H	Denver	82 75				
				67	H	South Dakota St.	48 89	320	H	Purdue Fort Wayne	79 68				
				200	A	North Dakota	71 77	67	A	South Dakota St.	45 75				
				294	A	Omaha	83 69	286	A	North Dakota St.	79 78				
				253	H	Oral Roberts	75 61	47	H	South Dakota	65 96				

Non-Div I Games: Culver-Stockton 82 76 Ill.-Springfield 91 51 Mo. Baptist 90 69

Western Ill.

Average RPI Win:	146	WON-LOST	WINNING	LAST 10	STRENGTH OF	OPP. STRENGTH	TEAM	ADJ.	CONF.	ADJ CONF.
Average RPI Loss:	98	RECORD	PCT. RANK	GAMES	SCHEDULE	OF SCHEDULE	RPI	RPI	RPI	RPI
DIV. I ONLY	14- 6	59	6-4	64	70	32	32	13	13	
DIV. I NON-CONF.	8- 3	68	0-1	79	8	22	22	14	14	
TOTALS	RPI 1-25	RPI 26-50	W-L RECORDS	RPI 51-100	RPI 101-150	RPI 150+				
14- 6	1- 1	1- 2	OVERALL	4- 1	2- 0	6- 2				
8- 0	1- 0	1- 0	HOME	2- 0	1- 0	3- 0				
5- 6	0- 1	0- 2	AWAY	2- 1	1- 0	2- 2				
1- 0	0- 0	0- 0	NEUTRAL	0- 0	0- 0	1- 0				
8- 3	1- 1	1- 1	NON-CONFERENCE	2- 0	1- 0	3- 1				
4- 0	1- 0	1- 0	HOME	1- 0	0- 0	1- 0				
3- 3	0- 1	0- 1	AWAY	1- 0	1- 0	1- 1				
1- 0	0- 0	0- 0	NEUTRAL	0- 0	0- 0	1- 0				
6- 3	0- 0	0- 1	CONFERENCE	2- 1	1- 0	3- 1				
4- 0	0- 0	0- 0	HOME	1- 0	1- 0	2- 0				
2- 3	0- 0	0- 1	AWAY	1- 1	0- 0	1- 1				
0- 0	0- 0	0- 0	NEUTRAL	0- 0	0- 0	0- 0				

RPI	S	Opponent	Score
3	A	Louisville	56 75
17	H	Central Mich.	93 58

RPI	S	Opponent	Score
29	A	Old Dominion	65 76
33	A	Purdue	50 67
39	H	Oklahoma	74 63

Team's RPI: 32

RPI	S	Opponent	Score
60	H	Middle Tenn.	71 63
63	H	Belmont	77 46
66	A	Charlotte	60 56
76	A	Ball St.	91 86
96	A	Rice	65 73

RPI	S	Opponent	Score
109	H	UAB	69 65
146	A	Samford	88 84
172	A	Saint Mary's (CA)	73 80
177	H	Little Rock	77 58
180	H	Fla. Atlantic	68 59
244	N	Tulsa	76 63
256	A	North Texas	54 61
258	A	Marshall	74 65
282	H	FIU	71 51
331	A	Mercer	75 62

## LAST 10 Division I

282	H	FIU	71 51	60	H	Middle Tenn.	71 63
180	H	Fla. Atlantic	68 59	109	H	UAB	69 65
258	A	Marshall	74 65	96	A	Rice	65 73
66	A	Charlotte	60 56	256	A	North Texas	54 61
29	A	Old Dominion	65 76	33	A	Purdue	50 67

Western Ky.

Western Ky.

Non-Div I Games:

Western Ky.

Loss, 
Non-Conf, S Site, 
H Home
A Away 
N Neutral

Average RPI Win:	237	WON-LOST	WINNING	LAST 10	STRENGTH OF	OPP. STRENGTH	TEAM	ADJ.	CONF.	ADJ CONF.
Average RPI Loss:	127	RECORD	PCT. RANK	GAMES	SCHEDULE	OF SCHEDULE	RPI	RPI	RPI	RPI
DIV. I ONLY	10- 9	163	5-5	183	189	156	156	10	10	
DIV. I NON-CONF.	6- 4	123	1-0	291	320	193	193	10	10	
TOTALS	RPI 1-25	RPI 26-50	W-L RECORDS	RPI 51-100	RPI 101-150	RPI 150+				
10- 9	0- 1	0- 1	OVERALL	1- 2	1- 1	8- 4				
5- 2	0- 1	0- 0	HOME	1- 0	0- 0	4- 1				
3- 6	0- 0	0- 1	AWAY	0- 1	1- 1	2- 3				
2- 1	0- 0	0- 0	NEUTRAL	0- 1	0- 0	2- 0				
6- 4	0- 0	0- 1	NON-CONFERENCE	0- 1	1- 0	5- 2				
2- 1	0- 0	0- 0	HOME	0- 0	0- 0	2- 1				
2- 2	0- 0	0- 1	AWAY	0- 0	1- 0	1- 1				
2- 1	0- 0	0- 0	NEUTRAL	0- 1	0- 0	2- 0				
4- 5	0- 1	0- 0	CONFERENCE	1- 1	0- 1	3- 2				
3- 1	0- 1	0- 0	HOME	1- 0	0- 0	2- 0				
1- 4	0- 0	0- 0	AWAY	0- 1	0- 1	1- 2				
0- 0	0- 0	0- 0	NEUTRAL	0- 0	0- 0	0- 0				

RPI 1-25				RPI 26-50				RPI 51-100				RPI 101+ Team's RPI: 156			
RPI	S	Opponent	Score	RPI	S	Opponent	Score	RPI	S	Opponent	Score	RPI	S	Opponent	Score
17	H	Central Mich.	70 80	40	A	Michigan	55 76	68	H	Ohio	73 72	113	A	Kent St.	63 75
								76	A	Ball St.	65 68	117	A	Loyola Chicago	70 60
								84	N	Stony Brook	47 50	169	H	Toledo	84 72
												171	A	Miami (OH)	67 70
												180	H	Fla. Atlantic	79 80
												197	A	Akron	56 51
												197	H	Akron	79 71
												231	A	Bowling Green	63 72
												233	A	UTEP	46 76
												287	N	Denver	79 70
												321	N	New Mexico St.	79 76
												329	H	Detroit Mercy	82 67
												335	A	UIC	80 52
												349	H	Chicago St.	90 69
LAST 10 Division I															
171	A	Miami (OH)	67 70	68	H	Ohio	73 72								
76	A	Ball St.	65 68	113	A	Kent St.	63 75								
197	H	Akron	79 71	197	A	Akron	56 51								
231	A	Bowling Green	63 72	169	H	Toledo	84 72								
17	H	Central Mich.	70 80	117	A	Loyola Chicago	70 60								

Non-Div I Games: Kentucky St. 80 41

Western Mich.

Average RPI Win:	217	WON-LOST	WINNING	LAST 10	STRENGTH OF	OPP. STRENGTH	TEAM	ADJ.	CONF.	ADJ CONF.
Average RPI Loss:	98	RECORD	PCT. RANK	GAMES	SCHEDULE	OF SCHEDULE	RPI	RPI	RPI	RPI
DIV. I ONLY	12- 10	152	5-5	221	76	170	170	9	9	
DIV. I NON-CONF.	8- 5	117	1-0	225	97	146	146	9	9	
TOTALS	RPI 1-25	RPI 26-50	W-L RECORDS	RPI 51-100	RPI 101-150	RPI 150+				
12- 10	0- 2	1- 2	OVERALL	2- 2	0- 2	9- 2				
9- 3	0- 0	1- 0	HOME	1- 2	0- 1	7- 0				
2- 6	0- 2	0- 1	AWAY	0- 0	0- 1	2- 2				
1- 1	0- 0	0- 1	NEUTRAL	1- 0	0- 0	0- 0				
8- 5	0- 1	1- 2	NON-CONFERENCE	1- 1	0- 0	6- 1				
6- 1	0- 0	1- 0	HOME	0- 1	0- 0	5- 0				
1- 3	0- 1	0- 1	AWAY	0- 0	0- 0	1- 1				
1- 1	0- 0	0- 1	NEUTRAL	1- 0	0- 0	0- 0				
4- 5	0- 1	0- 0	CONFERENCE	1- 1	0- 2	3- 1				
3- 2	0- 0	0- 0	HOME	1- 1	0- 1	2- 0				
1- 3	0- 1	0- 0	AWAY	0- 0	0- 1	1- 1				
0- 0	0- 0	0- 0	NEUTRAL	0- 0	0- 0	0- 0				

RPI	S	Opponent	Score	RPI	S	Opponent	Score	RPI	S	Opponent	Score	RPI	S	Opponent	Score	Team's RPI: 170
9	A	Missouri St.	55 68	30	A	Creighton	46 56	51	H	UNI	50 61	140	H	Tulane	56 61	
10	A	UConn	55 83	34	N	Virginia Tech	63 84	54	H	Temple	72 70	149	A	Houston	56 64	
				39	H	Oklahoma	88 83	79	H	South Fla.	50 56	167	H	Eastern Mich.	63 52	
								93	N	Montana St.	66 64	220	A	SMU	44 64	
												237	A	Louisiana Tech	88 80	
												244	H	Tulsa	57 46	
												245	H	Southern U.	69 63	
												253	A	Oral Roberts	66 79	
												274	A	East Carolina	61 53	
												274	H	East Carolina	57 55	
												310	H	Houston Baptist	59 42	
												318	H	Ark.-Pine Bluff	100 50	
												348	H	Grambling	77 65	
LAST 10 Division I																
274	H	East Carolina	57 55	244	H	Tulsa	57 46									
220	A	SMU	44 64	274	A	East Carolina	61 53									
149	A	Houston	56 64	140	H	Tulane	56 61									
79	H	South Fla.	50 56	10	A	UConn	55 83									
54	H	Temple	72 70	348	H	Grambling	77 65									

Non-Div I Games:

Wichita St.

William & Mary

Through Games Of Feb. 3, 2020

Average RPI Win:	238	WON-LOST	WINNING	LAST 10	STRENGTH OF	OPP. STRENGTH	TEAM	ADJ.	CONF.	ADJ CONF.
Average RPI Loss:	107	RECORD	PCT. RANK	GAMES	SCHEDULE	OF SCHEDULE	RPI	RPI	RPI	RPI
DIV. I ONLY	14- 6	59	6-4	307	125	144	144	14	14	
DIV. I NON-CONF.	9- 2	38	1-0	329	140	123	123	13	13	
TOTALS	RPI 1-25	RPI 26-50	W-L RECORDS	RPI 51-100	RPI 101-150	RPI 150+				
14- 6	0- 0	0- 2	OVERALL	0- 1	2- 2	12- 1				
6- 3	0- 0	0- 1	HOME	0- 1	0- 0	6- 1				
8- 3	0- 0	0- 1	AWAY	0- 0	2- 2	6- 0				
0- 0	0- 0	0- 0	NEUTRAL	0- 0	0- 0	0- 0				
9- 2	0- 0	0- 1	NON-CONFERENCE	0- 0	2- 1	7- 0				
4- 1	0- 0	0- 1	HOME	0- 0	0- 0	4- 0				
5- 1	0- 0	0- 0	AWAY	0- 0	2- 1	3- 0				
0- 0	0- 0	0- 0	NEUTRAL	0- 0	0- 0	0- 0				
5- 4	0- 0	0- 1	CONFERENCE	0- 1	0- 1	5- 1				
2- 2	0- 0	0- 0	HOME	0- 1	0- 0	2- 1				
3- 2	0- 0	0- 1	AWAY	0- 0	0- 1	3- 0				
0- 0	0- 0	0- 0	NEUTRAL	0- 0	0- 0	0- 0				

RPI S	Opponent	Score	RPI S	Opponent	Score	RPI S	Opponent	Score	RPI S	Opponent	Score	Team's RPI: 144
29	H Old Dominion	58 69	57	H Drexel	54 61	106	A VCU	69 55				
44	A James Madison	70 84				129	A Northeastern	55 61				
						130	A Richmond	73 76				
						145	A George Washington	63 51				
						153	A Elon	84 77				
						173	H Norfolk St.	65 56				
						193	A Towson	83 75				
						211	H Delaware	68 58				
						247	H Col. of Charleston	85 60				
						255	H UNCW	55 72				
						261	A Delaware St.	73 52				
						274	A East Carolina	78 68				
						285	A Army West Point	77 65				
						302	H UMBC	76 48				
						311	A Hofstra	66 53				
						325	H UMES	78 50				
						345	H Hartford	61 44				
LAST 10 Division I												
153	A Elon	84 77	247	H Col. of Charleston	85 60							
57	H Drexel	54 61	255	H UNCW	55 72							
211	H Delaware	68 58	193	A Towson	83 75							
129	A Northeastern	55 61	44	A James Madison	70 84							
311	A Hofstra	66 53	145	A George Washington	63 51							

Non-Div I Games:

William & Mary

Loss, Non-Conf, S Site, H Home A Away N Neutral

Average RPI Win:	280	WON-LOST	WINNING	LAST 10	STRENGTH OF	OPP. STRENGTH	TEAM	ADJ.	CONF.	ADJ CONF.
Average RPI Loss:	195	RECORD	PCT. RANK	GAMES	SCHEDULE	OF SCHEDULE	RPI	RPI	RPI	RPI
DIV. I ONLY	9- 11	206	5-5	301	322	257	257	26	26	
DIV. I NON-CONF.	3- 6	235	0	305	266	290	290	28	28	
TOTALS	RPI 1-25	RPI 26-50	W-L RECORDS	RPI 51-100	RPI 101-150	RPI 150+				
9- 11	0- 1	0- 1	OVERALL	0- 0	0- 1	9- 8				
4- 4	0- 0	0- 0	HOME	0- 0	0- 0	4- 4				
5- 6	0- 1	0- 1	AWAY	0- 0	0- 1	5- 3				
0- 1	0- 0	0- 0	NEUTRAL	0- 0	0- 0	0- 1				
3- 6	0- 1	0- 1	NON-CONFERENCE	0- 0	0- 0	3- 4				
0- 3	0- 0	0- 0	HOME	0- 0	0- 0	0- 3				
3- 2	0- 1	0- 1	AWAY	0- 0	0- 0	3- 0				
0- 1	0- 0	0- 0	NEUTRAL	0- 0	0- 0	0- 1				
6- 5	0- 0	0- 0	CONFERENCE	0- 0	0- 1	6- 4				
4- 1	0- 0	0- 0	HOME	0- 0	0- 0	4- 1				
2- 4	0- 0	0- 0	AWAY	0- 0	0- 1	2- 3				
0- 0	0- 0	0- 0	NEUTRAL	0- 0	0- 0	0- 0				

RPI 1-25				RPI 26-50				RPI 51-100				RPI 101+ Team's RPI: 257			
RPI	S	Opponent	Score	RPI	S	Opponent	Score	RPI	S	Opponent	Score	RPI	S	Opponent	Score
24	A	Kentucky	36 91	29	A	Old Dominion	44 68					133	A	Campbell	47 63
												155	H	Hampton	72 66
												210	A	High Point	61 94
												210	H	High Point	69 63
												230	A	Radford	53 54
												235	A	Gardner-Webb	59 71
												238	H	Iona	61 68
												239	H	UNC Asheville	43 50
												247	H	Col. of Charleston	73 84
												255	A	UNCW	75 63
												264	H	Longwood	74 63
												269	N	Wofford	59 60
												295	H	Ga. Southern	47 91
												303	H	Presbyterian	61 54
												322	A	N.C. Central	56 46
												337	A	Western Caro.	63 60
												338	A	USC Upstate	52 38
												339	A	Charleston So.	58 53
LAST 10 Division I															
210	A	High Point	61 94	133	A	Campbell	47 63								
239	H	UNC Asheville	43 50	303	H	Presbyterian	61 54								
339	A	Charleston So.	58 53	338	A	USC Upstate	52 38								
264	H	Longwood	74 63	235	A	Gardner-Webb	59 71								
230	A	Radford	53 54	210	H	High Point	69 63								

Non-Div I Games:

Winthrop

■ Loss, 
 ■ Non-Conf, 
 ■ S Site, 
 ■ H Home 
 ■ A Away 
 N Neutral



Average RPI Win:	203	WON-LOST	WINNING	LAST 10	STRENGTH OF	OPP. STRENGTH	TEAM	ADJ.	CONF.	ADJ CONF.
Average RPI Loss:	51	RECORD	PCT. RANK	GAMES	SCHEDULE	OF SCHEDULE	RPI	RPI	RPI	RPI
DIV. I ONLY	11- 11	179	3-7	67	69	112	112	2	2	
DIV. I NON-CONF.	8- 3	68	0	192	218	94	94	2	2	
TOTALS	RPI 1-25	RPI 26-50	W-L RECORDS	RPI 51-100	RPI 101-150	RPI 150+				
11- 11	0- 2	0- 5	OVERALL	3- 4	0- 0	8- 0				
7- 4	0- 1	0- 2	HOME	1- 1	0- 0	6- 0				
3- 6	0- 1	0- 2	AWAY	1- 3	0- 0	2- 0				
1- 1	0- 0	0- 1	NEUTRAL	1- 0	0- 0	0- 0				
8- 3	0- 0	0- 2	NON-CONFERENCE	2- 1	0- 0	6- 0				
6- 0	0- 0	0- 0	HOME	1- 0	0- 0	5- 0				
1- 2	0- 0	0- 1	AWAY	0- 1	0- 0	1- 0				
1- 1	0- 0	0- 1	NEUTRAL	1- 0	0- 0	0- 0				
3- 8	0- 2	0- 3	CONFERENCE	1- 3	0- 0	2- 0				
1- 4	0- 1	0- 2	HOME	0- 1	0- 0	1- 0				
2- 4	0- 1	0- 1	AWAY	1- 2	0- 0	1- 0				
0- 0	0- 0	0- 0	NEUTRAL	0- 0	0- 0	0- 0				

RPI 1-25				RPI 26-50				RPI 51-100				RPI 101+				Team's RPI: 112
RPI	S	Opponent	Score	RPI	S	Opponent	Score	RPI	S	Opponent	Score	RPI	S	Opponent	Score	
12	H	Iowa	78 85	33	A	Purdue	61 72	55	A	Minnesota	72 62	162	A	Illinois	73 64	
13	A	Indiana	65 75	40	H	Michigan	56 68	73	A	Nebraska	50 65	190	H	Penn St.	71 65	
				41	N	Arkansas	64 68	73	H	Nebraska	71 72	228	H	Eastern Ill.	63 55	
				46	H	Rutgers	61 64	76	N	Ball St.	67 56	242	H	Milwaukee	71 40	
				48	A	Colorado	57 74	87	A	Georgia Tech	41 60	269	H	Wofford	78 65	
								97	H	North Florida	75 62	286	A	North Dakota St.	64 63	
								100	A	Michigan St.	52 69	296	H	Prairie View	68 42	
												332	H	Alabama St.	85 67	
LAST 10 Division I																
				162	A	Illinois	73 64	40	H	Michigan	56 68					
				13	A	Indiana	65 75	100	A	Michigan St.	52 69					
				73	H	Nebraska	71 72	73	A	Nebraska	50 65					
				55	A	Minnesota	72 62	190	H	Penn St.	71 65					
				12	H	Iowa	78 85	33	A	Purdue	61 72					

Non-Div I Games:

Wisconsin

■ Loss, 
 ■ Non-Conf, 
 ■ S Site, 
 ■ H Home 
 ■ A Away 
 N Neutral

RPI 1-25				RPI 26-50				RPI 51-100				RPI 101+				Team's RPI: 269	
RPI	S	Opponent	Score	RPI	S	Opponent	Score	RPI	S	Opponent	Score	RPI	S	Opponent	Score		
												112	A	Wisconsin	65	78	
												116	A	Kansas	64	83	
												121	A	Auburn	82	84	
												126	H	Coastal Caro.	73	78	
												146	H	Samford	58	74	
												151	H	UNC Greensboro	66	61	
												194	H	Furman	66	62	
												209	A	Northern Ky.	72	80	
												219	A	Chattanooga	76	80	
												235	A	Gardner-Webb	53	67	
												239	H	UNC Asheville	75	38	
												257	N	Winthrop	60	59	
												260	A	ETSU	76	47	
												264	H	Longwood	79	76	
												276	H	Appalachian St.	51	54	
												295	H	Ga. Southern	57	70	
												303	H	Presbyterian	67	60	
												331	H	Mercer	77	49	
												337	H	Western Caro.	76	63	
LAST 10 Division I																	
				194	H	Furman	66 62	331	H	Mercer	77 49						
				151	H	UNC Greensboro	66 61	146	H	Samford	58 74						
				337	H	Western Caro.	76 63	116	A	Kansas	64 83						
				260	A	ETSU	76 47	209	A	Northern Ky.	72 80						
				219	A	Chattanooga	76 80	239	H	UNC Asheville	75 38						

W  
o  
f  
f  
o  
r  
d

Wofford

Average RPI Win:	240	WON-LOST	WINNING	LAST 10	STRENGTH OF	OPP. STRENGTH	TEAM	ADJ.	CONF.	ADJ CONF.
Average RPI Loss:	143	RECORD	PCT. RANK	GAMES	SCHEDULE	OF SCHEDULE	RPI	RPI	RPI	RPI
DIV. I ONLY	11- 10	171	7-3	268	157	198	198	22	22	
DIV. I NON-CONF.	4- 6	212	0	240	56	204	204	19	19	
TOTALS	RPI 1-25	RPI 26-50	W-L RECORDS	RPI 51-100	RPI 101-150	RPI 150+				
11- 10	0- 0	0- 0	OVERALL	0- 3	1- 4	10- 3				
5- 3	0- 0	0- 0	HOME	0- 0	0- 2	5- 1				
5- 5	0- 0	0- 0	AWAY	0- 3	1- 1	4- 1				
1- 2	0- 0	0- 0	NEUTRAL	0- 0	0- 1	1- 1				
4- 6	0- 0	0- 0	NON-CONFERENCE	0- 2	0- 3	4- 1				
1- 1	0- 0	0- 0	HOME	0- 0	0- 1	1- 0				
2- 3	0- 0	0- 0	AWAY	0- 2	0- 1	2- 0				
1- 2	0- 0	0- 0	NEUTRAL	0- 0	0- 1	1- 1				
7- 4	0- 0	0- 0	CONFERENCE	0- 1	1- 1	6- 2				
4- 2	0- 0	0- 0	HOME	0- 0	0- 1	4- 1				
3- 2	0- 0	0- 0	AWAY	0- 1	1- 0	2- 1				
0- 0	0- 0	0- 0	NEUTRAL	0- 0	0- 0	0- 0				

RPI 1-25				RPI 26-50				RPI 51-100				RPI 101+				Team's RPI: 198	
RPI	S	Opponent	Score	RPI	S	Opponent	Score	RPI	S	Opponent	Score	RPI	S	Opponent	Score		
								52	A	IUPUI	60	80	109	A	UT Arlington	62	68
								56	A	Iowa St.	71	79	116	N	Kansas	63	74
								62	A	UCF	53	69	120	H	Abilene Christian	64	83
													135	A	Green Bay	70	58
													135	H	Green Bay	59	68
													195	H	Cleveland St.	78	62
													199	H	CSU Bakersfield	65	60
													209	A	Northern Ky.	63	55
													220	A	SMU	69	61
													227	H	Youngstown St.	91	41
													240	A	Xavier	86	74
													242	A	Milwaukee	58	60
													242	H	Milwaukee	67	77
													266	N	Loyola Maryland	66	51
													280	H	Oakland	85	66
													291	N	St. Bonaventure	56	57
													329	H	Detroit Mercy	67	61
													335	A	UIC	58	43
LAST 10 Division I																	
242	H	Milwaukee	67	77	52	A	IUPUI	60	80								
135	H	Green Bay	59	68	335	A	UIC	58	43								
280	H	Oakland	85	66	227	H	Youngstown St.	91	41								
329	H	Detroit Mercy	67	61	195	H	Cleveland St.	78	62								
209	A	Northern Ky.	63	55	135	A	Green Bay	70	58								

Non-Div I Games: Marian (IN) 64 60

Wright St.

■ Loss, 
 ■ Non-Conf, 
 ■ S Site, 
 ■ H Home 
 ■ A Away 
 N Neutral

## Wyoming

Through Games Of Feb. 3, 2020

Average RPI Win:	239	WON-LOST	WINNING	LAST 10	STRENGTH OF	OPP. STRENGTH	TEAM	ADJ.	CONF.	ADJ CONF.
Average RPI Loss:	155	RECORD	PCT. RANK	GAMES	SCHEDULE	OF SCHEDULE	RPI	RPI	RPI	RPI
DIV. I ONLY	10- 9	163	5-5	208	229	188	188	17	17	
DIV. I NON-CONF.	3- 5	224	0-1	206	226	256	256	24	24	
TOTALS	RPI 1-25	RPI 26-50	W-L RECORDS	RPI 51-100	RPI 101-150	RPI 150+				
10- 9	0- 1	0- 1	OVERALL	0- 2	2- 0	8- 5				
6- 4	0- 1	0- 1	HOME	0- 0	2- 0	4- 2				
4- 5	0- 0	0- 0	AWAY	0- 2	0- 0	4- 3				
0- 0	0- 0	0- 0	NEUTRAL	0- 0	0- 0	0- 0				
3- 5	0- 1	0- 1	NON-CONFERENCE	0- 1	0- 0	3- 2				
2- 3	0- 1	0- 1	HOME	0- 0	0- 0	2- 1				
1- 2	0- 0	0- 0	AWAY	0- 1	0- 0	1- 1				
0- 0	0- 0	0- 0	NEUTRAL	0- 0	0- 0	0- 0				
7- 4	0- 0	0- 0	CONFERENCE	0- 1	2- 0	5- 3				
4- 1	0- 0	0- 0	HOME	0- 0	2- 0	2- 1				
3- 3	0- 0	0- 0	AWAY	0- 1	0- 0	3- 2				
0- 0	0- 0	0- 0	NEUTRAL	0- 0	0- 0	0- 0				

RPI 1-25				RPI 26-50				RPI 51-100				RPI 101+ Team's RPI: 188			
RPI	S	Opponent	Score	RPI	S	Opponent	Score	RPI	S	Opponent	Score	RPI	S	Opponent	Score
5	H	Gonzaga	54 65	48	H	Colorado	56 66	67	A	South Dakota St.	40 67	101	H	Boise St.	73 68
								70	A	Fresno St.	59 89	137	H	San Jose St.	80 45
												172	H	Saint Mary's (CA)	69 67
												187	A	UNLV	53 65
												204	A	New Mexico	73 66
												221	H	Northern Colo.	44 46
												243	A	San Diego St.	60 67
												243	H	San Diego St.	81 67
												267	H	Colorado St.	49 56
												286	A	North Dakota St.	66 57
												287	A	Denver	57 71
												289	H	Nevada	83 59
												293	A	Utah St.	65 54
												315	A	Air Force	65 63
												351	H	Mississippi Val.	95 22
LAST 10 Division I															
				137	H	San Jose St.	80 45	187	A	UNLV	53 65				
				293	A	Utah St.	65 54	243	A	San Diego St.	60 67				
				243	H	San Diego St.	81 67	267	H	Colorado St.	49 56				
				70	A	Fresno St.	59 89	101	H	Boise St.	73 68				
				289	H	Nevada	83 59	5	H	Gonzaga	54 65				

Non-Div I Games: Colo. Christian 70 31

Wyoming

■ Loss, 
 ■ Non-Conf, S Site, 
 ■ Home 
 ■ Away 
 N Neutral

Average RPI Win:	173	WON-LOST	WINNING	LAST 10	STRENGTH OF	OPP. STRENGTH	TEAM	ADJ.	CONF.	ADJ CONF.
Average RPI Loss:	91	RECORD	PCT. RANK	GAMES	SCHEDULE	OF SCHEDULE	RPI	RPI	RPI	RPI
DIV. I ONLY	2- 19	342	1-9	22	81	240	240	6	6	
DIV. I NON-CONF.	1- 10	329	0	25	119	246	246	6	6	
TOTALS	RPI 1-25	RPI 26-50	W-L RECORDS	RPI 51-100	RPI 101-150	RPI 150+				
2- 19	0- 2	0- 4	OVERALL	0- 8	1- 3	1- 2				
1- 9	0- 1	0- 3	HOME	0- 3	1- 0	0- 2				
1- 8	0- 0	0- 1	AWAY	0- 5	0- 2	1- 0				
0- 2	0- 1	0- 0	NEUTRAL	0- 0	0- 1	0- 0				
1- 10	0- 1	0- 1	NON-CONFERENCE	0- 4	1- 2	0- 2				
1- 4	0- 0	0- 1	HOME	0- 1	1- 0	0- 2				
0- 4	0- 0	0- 0	AWAY	0- 3	0- 1	0- 0				
0- 2	0- 1	0- 0	NEUTRAL	0- 0	0- 1	0- 0				
1- 9	0- 1	0- 3	CONFERENCE	0- 4	0- 1	1- 0				
0- 5	0- 1	0- 2	HOME	0- 2	0- 0	0- 0				
1- 4	0- 0	0- 1	AWAY	0- 2	0- 1	1- 0				
0- 0	0- 0	0- 0	NEUTRAL	0- 0	0- 0	0- 0				

RPI 1-25				RPI 26-50				RPI 51-100				RPI 101+ Team's RPI: 240			
RPI	S	Opponent	Score	RPI	S	Opponent	Score	RPI	S	Opponent	Score	RPI	S	Opponent	Score
16	N	Northwestern	59 79	30	A	Creighton	55 62	54	A	Temple	65 78	104	H	Utah	70 63
20	H	DePaul	68 91	35	H	Marquette	60 80	76	A	Ball St.	49 70	118	N	Florida	64 67
				48	H	Colorado	53 62	77	H	Seton Hall	61 83	131	A	Providence	48 60
				50	H	St. John's (NY)	67 75	85	A	Rider	57 64	150	A	Robert Morris	57 71
								88	A	Villanova	54 66	198	H	Wright St.	74 86
								89	H	Cincinnati	78 85	241	A	Georgetown	85 64
								94	A	Butler	61 63	277	H	Eastern Ky.	55 56
								94	H	Butler	70 78				
LAST 10 Division I															
				94	A	Butler	61 63	88	A	Villanova	54 66				
				131	A	Providence	48 60	241	A	Georgetown	85 64				
				30	A	Creighton	55 62	94	H	Butler	70 78				
				35	H	Marquette	60 80	77	H	Seton Hall	61 83				
				20	H	DePaul	68 91	50	H	St. John's (NY)	67 75				

Non-Div I Games:

Xavier

■ Loss, 
■ Non-Conf, 
■ S Site, 
■ H Home 
■ A Away 
N Neutral

Average RPI Win:	191	WON-LOST	WINNING	LAST 10	STRENGTH OF	OPP. STRENGTH	TEAM	ADJ.	CONF.	ADJ CONF.
Average RPI Loss:	46	RECORD	PCT. RANK	GAMES	SCHEDULE	OF SCHEDULE	RPI	RPI	RPI	RPI
DIV. I ONLY	14- 3	23	9-1	96	166	36	36	8	8	
DIV. I NON-CONF.	10- 3	58	5-1	96	184	52	52	8	8	
TOTALS	RPI 1-25	RPI 26-50	W-L RECORDS	RPI 51-100	RPI 101-150	RPI 150+				
14- 3	0- 1	0- 1	OVERALL	2- 1	3- 0	9- 0				
6- 1	0- 0	0- 1	HOME	0- 0	1- 0	5- 0				
7- 2	0- 1	0- 0	AWAY	1- 1	2- 0	4- 0				
1- 0	0- 0	0- 0	NEUTRAL	1- 0	0- 0	0- 0				
10- 3	0- 1	0- 1	NON-CONFERENCE	2- 1	2- 0	6- 0				
5- 1	0- 0	0- 1	HOME	0- 0	1- 0	4- 0				
4- 2	0- 1	0- 0	AWAY	1- 1	1- 0	2- 0				
1- 0	0- 0	0- 0	NEUTRAL	1- 0	0- 0	0- 0				
4- 0	0- 0	0- 0	CONFERENCE	0- 0	1- 0	3- 0				
1- 0	0- 0	0- 0	HOME	0- 0	0- 0	1- 0				
3- 0	0- 0	0- 0	AWAY	0- 0	1- 0	2- 0				
0- 0	0- 0	0- 0	NEUTRAL	0- 0	0- 0	0- 0				

RPI 1-25				RPI 26-50				Team's RPI: 36				RPI 51-100				RPI 101+			
RPI	S	Opponent	Score	RPI	S	Opponent	Score	RPI	S	Opponent	Score	RPI	S	Opponent	Score	RPI	S	Opponent	Score
6	A	UCLA	65 100	50	H	St. John's (NY)	66 80	58	A	North Carolina	66 63	129	A	Northeastern	78 63				
								70	N	Fresno St.	87 67	131	H	Providence	82 79				
								82	A	Colgate	67 70	139	A	Cornell	74 67				
												165	H	Quinnipiac	63 59				
												175	A	Columbia	85 60				
												201	A	UMass Lowell	67 59				
												224	A	Brown	73 40				
												224	H	Brown	79 72				
												262	A	LMU (CA)	81 65				
												283	H	Wagner	87 68				
												284	H	Sacred Heart	87 40				
												331	H	Mercer	68 60				
LAST 10 Division I																			
139	A	Cornell	74 67	283	H	Wagner	87 68												
175	A	Columbia	85 60	58	A	North Carolina	66 63												
224	A	Brown	73 40	284	H	Sacred Heart	87 40												
224	H	Brown	79 72	50	H	St. John's (NY)	66 80												
331	H	Mercer	68 60	262	A	LMU (CA)	81 65												

Non-Div I Games:

Yale

■ Loss, 
■ Non-Conf, 
■ S Site, 
■ H Home 
■ A Away 
N Neutral

Average RPI Win:	258	WON-LOST	WINNING	LAST 10	STRENGTH OF	OPP. STRENGTH	TEAM	ADJ.	CONF.	ADJ CONF.
Average RPI Loss:	167	RECORD	PCT. RANK	GAMES	SCHEDULE	OF SCHEDULE	RPI	RPI	RPI	RPI
DIV. I ONLY	9- 11	206	3-7	266	260	227	227	22	22	
DIV. I NON-CONF.	5- 4	140	0	233	235	162	162	19	19	
TOTALS	RPI 1-25	RPI 26-50	W-L RECORDS	RPI 51-100	RPI 101-150	RPI 150+				
9- 11	0- 1	0- 0	OVERALL	1- 1	0- 3	8- 6				
5- 3	0- 0	0- 0	HOME	1- 0	0- 2	4- 1				
4- 8	0- 1	0- 0	AWAY	0- 1	0- 1	4- 5				
0- 0	0- 0	0- 0	NEUTRAL	0- 0	0- 0	0- 0				
5- 4	0- 1	0- 0	NON-CONFERENCE	0- 0	0- 2	5- 1				
3- 1	0- 0	0- 0	HOME	0- 0	0- 1	3- 0				
2- 3	0- 1	0- 0	AWAY	0- 0	0- 1	2- 1				
0- 0	0- 0	0- 0	NEUTRAL	0- 0	0- 0	0- 0				
4- 7	0- 0	0- 0	CONFERENCE	1- 1	0- 1	3- 5				
2- 2	0- 0	0- 0	HOME	1- 0	0- 1	1- 1				
2- 5	0- 0	0- 0	AWAY	0- 1	0- 0	2- 4				
0- 0	0- 0	0- 0	NEUTRAL	0- 0	0- 0	0- 0				

RPI 1-25				RPI 26-50				RPI 51-100				RPI 101+ Team's RPI: 227			
RPI	S	Opponent	Score	RPI	S	Opponent	Score	RPI	S	Opponent	Score	RPI	S	Opponent	Score
13	A	Indiana	56 93					52	A	IUPUI	69 77	113	H	Kent St.	73 82
								52	H	IUPUI	75 73	135	H	Green Bay	63 70
												150	A	Robert Morris	43 58
												167	H	Eastern Mich.	79 77
												195	A	Cleveland St.	52 60
												197	A	Akron	62 91
												198	A	Wright St.	41 91
												209	A	Northern Ky.	56 75
												242	H	Milwaukee	62 74
												254	A	Saint Francis (PA)	56 46
												277	A	Eastern Ky.	72 63
												280	A	Oakland	79 74
												283	H	Wagner	64 42
												329	A	Detroit Mercy	62 47
												335	A	UIC	53 59
												335	H	UIC	77 65
												341	H	Canisius	87 59
LAST 10 Division I															
				52	A	IUPUI	69 77	280	A	Oakland	79 74				
				335	A	UIC	53 59	195	A	Cleveland St.	52 60				
				242	H	Milwaukee	62 74	198	A	Wright St.	41 91				
				135	H	Green Bay	63 70	209	A	Northern Ky.	56 75				
				329	A	Detroit Mercy	62 47	335	H	UIC	77 65				

Non-Div I Games: Lake Erie 83 48 Muskingum 92 46

Youngstown St.

Loss, Non-Conf, S Site, H Home A Away N Neutral