

| | | | | | | | | | | |
|-------------------|----------|-----------|----------------|------------|-------------|---------------|------|------|-------|-----------|
| Average RPI Win: | 277 | WON-LOST | WINNING | LAST 10 | STRENGTH OF | OPP. STRENGTH | TEAM | ADJ. | CONF. | ADJ CONF. |
| Average RPI Loss: | 164 | RECORD | PCT. RANK | GAMES | SCHEDULE | OF SCHEDULE | RPI | RPI | RPI | RPI |
| DIV. I ONLY | 7- 8 | 194 | 1- 0 | 298 | 286 | 260 | 260 | 27 | 27 | |
| DIV. I NON-CONF. | 2- 5 | 264 | 0- 0 | 278 | 201 | 292 | 292 | 23 | 23 | |
| TOTALS | RPI 1-25 | RPI 26-50 | W-L RECORDS | RPI 51-100 | RPI 101-150 | RPI 150+ | | | | |
| 7- 8 | 0- 0 | 0- 0 | OVERALL | 0- 1 | 0- 1 | 7- 6 | | | | |
| 3- 4 | 0- 0 | 0- 0 | HOME | 0- 0 | 0- 0 | 3- 4 | | | | |
| 3- 3 | 0- 0 | 0- 0 | AWAY | 0- 1 | 0- 1 | 3- 1 | | | | |
| 1- 1 | 0- 0 | 0- 0 | NEUTRAL | 0- 0 | 0- 0 | 1- 1 | | | | |
| 2- 5 | 0- 0 | 0- 0 | NON-CONFERENCE | 0- 0 | 0- 1 | 2- 4 | | | | |
| 0- 3 | 0- 0 | 0- 0 | HOME | 0- 0 | 0- 0 | 0- 3 | | | | |
| 1- 1 | 0- 0 | 0- 0 | AWAY | 0- 0 | 0- 1 | 1- 0 | | | | |
| 1- 1 | 0- 0 | 0- 0 | NEUTRAL | 0- 0 | 0- 0 | 1- 1 | | | | |
| 5- 3 | 0- 0 | 0- 0 | CONFERENCE | 0- 1 | 0- 0 | 5- 2 | | | | |
| 3- 1 | 0- 0 | 0- 0 | HOME | 0- 0 | 0- 0 | 3- 1 | | | | |
| 2- 2 | 0- 0 | 0- 0 | AWAY | 0- 1 | 0- 0 | 2- 1 | | | | |
| 0- 0 | 0- 0 | 0- 0 | NEUTRAL | 0- 0 | 0- 0 | 0- 0 | | | | |

| RPI 1-25 | | | | RPI 26-50 | | | | RPI 51-100 | | | | RPI 101+ | | | | Team's RPI: 260 | |
|---------------------------|---|-------------------|-------|-----------|-----|----------|------------------|------------|----|------------------|-------|----------|-----|-------------------|------------|-----------------|----|
| RPI | S | Opponent | Score | RPI | S | Opponent | Score | RPI | S | Opponent | Score | RPI | S | Opponent | Score | | |
| | | | | | | | | 71 | A | Lamar University | 58 | 76 | 143 | A | Texas Tech | 61 | 78 |
| | | | | | | | | | | | | 159 | H | New Mexico St. | 65 | 67 | |
| | | | | | | | | | | | | 163 | H | Abilene Christian | 68 | 72 | |
| | | | | | | | | | | | | 175 | H | Texas St. | 53 | 60 | |
| | | | | | | | | | | | | 192 | A | Nicholls St. | 55 | 85 | |
| | | | | | | | | | | | | 198 | N | Prairie View | 59 | 67 | |
| | | | | | | | | | | | | 207 | H | Sam Houston St. | 76 | 61 | |
| | | | | | | | | | | | | 211 | A | UTRGV | 59 | 49 | |
| | | | | | | | | | | | | 211 | H | UTRGV | 57 | 70 | |
| | | | | | | | | | | | | 240 | N | Louisiana | 64 | 63 | |
| | | | | | | | | | | | | 293 | A | Central Ark. | 73 | 65 | |
| | | | | | | | | | | | | 311 | H | New Orleans | 57 | 51 | |
| | | | | | | | | | | | | 336 | H | Northwestern St. | 79 | 55 | |
| | | | | | | | | | | | | 339 | A | Houston Baptist | 70 | 56 | |
| LAST 12 Division I GAMES: | | | | | | | | | | | | | | | | | |
| 339 | A | Houston Baptist | 70 | 56 | 71 | A | Lamar University | 58 | 76 | | | | | | | | |
| 163 | H | Abilene Christian | 68 | 72 | 293 | A | Central Ark. | 73 | 65 | | | | | | | | |
| 192 | A | Nicholls St. | 55 | 85 | 159 | H | New Mexico St. | 65 | 67 | | | | | | | | |
| 311 | H | New Orleans | 57 | 51 | 211 | H | UTRGV | 57 | 70 | | | | | | | | |
| 207 | H | Sam Houston St. | 76 | 61 | 198 | N | Prairie View | 59 | 67 | | | | | | | | |
| 336 | H | Northwestern St. | 79 | 55 | 240 | N | Louisiana | 64 | 63 | | | | | | | | |

Non-Div I Games: Schreiner 64 34 UNKNOWN 78 40 Tex. A&M Int'l 84 36 Texas Lutheran 73 49 A&M-Corpus Christi

Loss, Non-Conf, S Site, H Home A Away N Neutral

| | | | | | | | | | | |
|-------------------|----------|-----------|----------------|------------|-------------|---------------|------|------|-------|-----------|
| Average RPI Win: | 274 | WON-LOST | WINNING | LAST 10 | STRENGTH OF | OPP. STRENGTH | TEAM | ADJ. | CONF. | ADJ CONF. |
| Average RPI Loss: | 134 | RECORD | PCT. RANK | GAMES | SCHEDULE | OF SCHEDULE | RPI | RPI | RPI | RPI |
| DIV. I ONLY | 10- 6 | 104 | 1- 0 | 288 | 285 | 163 | 163 | 27 | 27 | |
| DIV. I NON-CONF. | 3- 4 | 199 | 0- 0 | 143 | 158 | 148 | 148 | 23 | 23 | |
| TOTALS | RPI 1-25 | RPI 26-50 | W-L RECORDS | RPI 51-100 | RPI 101-150 | RPI 150+ | | | | |
| 10- 6 | 0- 0 | 0- 0 | OVERALL | 0- 3 | 0- 1 | 10- 2 | | | | |
| 2- 2 | 0- 0 | 0- 0 | HOME | 0- 2 | 0- 0 | 2- 0 | | | | |
| 7- 4 | 0- 0 | 0- 0 | AWAY | 0- 1 | 0- 1 | 7- 2 | | | | |
| 1- 0 | 0- 0 | 0- 0 | NEUTRAL | 0- 0 | 0- 0 | 1- 0 | | | | |
| 3- 4 | 0- 0 | 0- 0 | NON-CONFERENCE | 0- 2 | 0- 1 | 3- 1 | | | | |
| 0- 1 | 0- 0 | 0- 0 | HOME | 0- 1 | 0- 0 | 0- 0 | | | | |
| 2- 3 | 0- 0 | 0- 0 | AWAY | 0- 1 | 0- 1 | 2- 1 | | | | |
| 1- 0 | 0- 0 | 0- 0 | NEUTRAL | 0- 0 | 0- 0 | 1- 0 | | | | |
| 7- 2 | 0- 0 | 0- 0 | CONFERENCE | 0- 1 | 0- 0 | 7- 1 | | | | |
| 2- 1 | 0- 0 | 0- 0 | HOME | 0- 1 | 0- 0 | 2- 0 | | | | |
| 5- 1 | 0- 0 | 0- 0 | AWAY | 0- 0 | 0- 0 | 5- 1 | | | | |
| 0- 0 | 0- 0 | 0- 0 | NEUTRAL | 0- 0 | 0- 0 | 0- 0 | | | | |

| RPI 1-25 | | | | RPI 26-50 | | | | RPI 51-100 | | | | RPI 101+ | | | | Team's RPI: 163 | |
|---------------------------|---|--------------------|-------|-----------|-----|----------|-----------------|------------|-----|----------|-------|----------|-----|----------|--------------------|-----------------|-----|
| RPI | S | Opponent | Score | RPI | S | Opponent | Score | RPI | S | Opponent | Score | RPI | S | Opponent | Score | | |
| | | | | | | | | 65 | H | SFA | 55 | 71 | 143 | A | Texas Tech | 54 | 105 |
| | | | | | | | | 73 | H | Arkansas | 68 | 80 | 159 | A | New Mexico St. | 58 | 46 |
| | | | | | | | | 87 | A | FGCU | 65 | 81 | 162 | A | Tulsa | 63 | 75 |
| | | | | | | | | | | | | | 207 | A | Sam Houston St. | 91 | 79 |
| | | | | | | | | | | | | | 244 | N | Texas Southern | 81 | 39 |
| | | | | | | | | | | | | | 260 | A | A&M-Corpus Christi | 72 | 68 |
| | | | | | | | | | | | | | 276 | A | Southeastern La. | 71 | 74 |
| | | | | | | | | | | | | | 279 | A | UTEP | 70 | 69 |
| | | | | | | | | | | | | | 293 | H | Central Ark. | 77 | 70 |
| | | | | | | | | | | | | | 311 | A | New Orleans | 59 | 52 |
| | | | | | | | | | | | | | 312 | H | McNeese | 109 | 52 |
| | | | | | | | | | | | | | 336 | A | Northwestern St. | 72 | 63 |
| | | | | | | | | | | | | | 339 | A | Houston Baptist | 72 | 62 |
| LAST 12 Division I GAMES: | | | | | | | | | | | | | | | | | |
| 260 | A | A&M-Corpus Christi | 72 | 68 | 312 | H | McNeese | 109 | 52 | | | | | | | | |
| 293 | H | Central Ark. | 77 | 70 | 207 | A | Sam Houston St. | 91 | 79 | | | | | | | | |
| 65 | H | SFA | 55 | 71 | 311 | A | New Orleans | 59 | 52 | | | | | | | | |
| 336 | A | Northwestern St. | 72 | 63 | 143 | A | Texas Tech | 54 | 105 | | | | | | | | |
| 339 | A | Houston Baptist | 72 | 62 | 87 | A | FGCU | 65 | 81 | | | | | | | | |
| 276 | A | Southeastern La. | 71 | 74 | 73 | H | Arkansas | 68 | 80 | | | | | | | | |

Non-Div I Games: Eastern N.M. 78 46 Southwest (NM) 90 47 Howard Payne 98 43 Schreiner 90 43 Abilene Christian

Loss, Non-Conf, S Site, H Home A Away N Neutral

| Average RPI Win: | 256 | WON-LOST | WINNING | LAST 10 | STRENGTH OF | OPP. STRENGTH | TEAM | ADJ. | CONF. | ADJ CONF. |
|-------------------|----------|-----------|----------------|------------|-------------|---------------|------|------|-------|-----------|
| Average RPI Loss: | 150 | RECORD | PCT. RANK | GAMES | SCHEDULE | OF SCHEDULE | RPI | RPI | RPI | RPI |
| DIV. I ONLY | 7- 13 | 252 | 0- 1 | 195 | 196 | 252 | 252 | 15 | 15 | |
| DIV. I NON-CONF. | 3- 7 | 256 | 0- 0 | 115 | 256 | 220 | 220 | 13 | 13 | |
| TOTALS | RPI 1-25 | RPI 26-50 | W-L RECORDS | RPI 51-100 | RPI 101-150 | RPI 150+ | | | | |
| 7- 13 | 0- 1 | 0- 1 | OVERALL | 0- 2 | 1- 1 | 6- 8 | | | | |
| 6- 3 | 0- 0 | 0- 0 | HOME | 0- 0 | 1- 0 | 5- 3 | | | | |
| 1- 10 | 0- 1 | 0- 1 | AWAY | 0- 2 | 0- 1 | 1- 5 | | | | |
| 0- 0 | 0- 0 | 0- 0 | NEUTRAL | 0- 0 | 0- 0 | 0- 0 | | | | |
| 3- 7 | 0- 1 | 0- 0 | NON-CONFERENCE | 0- 1 | 1- 1 | 2- 4 | | | | |
| 2- 2 | 0- 0 | 0- 0 | HOME | 0- 0 | 1- 0 | 1- 2 | | | | |
| 1- 5 | 0- 1 | 0- 0 | AWAY | 0- 1 | 0- 1 | 1- 2 | | | | |
| 0- 0 | 0- 0 | 0- 0 | NEUTRAL | 0- 0 | 0- 0 | 0- 0 | | | | |
| 4- 6 | 0- 0 | 0- 1 | CONFERENCE | 0- 1 | 0- 0 | 4- 4 | | | | |
| 4- 1 | 0- 0 | 0- 0 | HOME | 0- 0 | 0- 0 | 4- 1 | | | | |
| 0- 5 | 0- 0 | 0- 1 | AWAY | 0- 1 | 0- 0 | 0- 3 | | | | |
| 0- 0 | 0- 0 | 0- 0 | NEUTRAL | 0- 0 | 0- 0 | 0- 0 | | | | |

| RPI 1-25 | | | | RPI 26-50 | | | | RPI 51-100 | | | | RPI 101+ | | | | Team's RPI: 252 |
|---------------------------|---|---------------|-------|-----------|---|---------------|-------|------------|---|--------------|-------|----------|---|---------------------|-------|-----------------|
| RPI | S | Opponent | Score | RPI | S | Opponent | Score | RPI | S | Opponent | Score | RPI | S | Opponent | Score | |
| 4 | A | Oregon | 36 82 | 39 | A | New Mexico | 57 78 | 61 | A | Boise St. | 48 79 | 115 | H | Northern Colo. | 69 57 | |
| | | | | | | | | 84 | A | Northeastern | 41 54 | 129 | A | Minnesota | 50 67 | |
| | | | | | | | | | | | | 166 | A | Portland | 60 79 | |
| | | | | | | | | | | | | 168 | A | Denver | 66 92 | |
| | | | | | | | | | | | | 195 | H | Utah St. | 44 48 | |
| | | | | | | | | | | | | 202 | H | George Mason | 71 78 | |
| | | | | | | | | | | | | 210 | A | UNLV | 56 66 | |
| | | | | | | | | | | | | 216 | H | Navy | 47 54 | |
| | | | | | | | | | | | | 221 | A | Colorado St. | 48 55 | |
| | | | | | | | | | | | | 221 | H | Colorado St. | 63 48 | |
| | | | | | | | | | | | | 241 | H | Nevada | 79 74 | |
| | | | | | | | | | | | | 251 | A | San Diego St. | 61 70 | |
| | | | | | | | | | | | | 251 | H | San Diego St. | 75 66 | |
| | | | | | | | | | | | | 296 | A | Army West Point | 71 60 | |
| | | | | | | | | | | | | 327 | H | San Jose St. | 88 77 | |
| | | | | | | | | | | | | 343 | H | Fairleigh Dickinson | 85 37 | |
| LAST 12 Division I GAMES: | | | | | | | | | | | | | | | | |
| 221 | A | Colorado St. | 48 55 | 251 | A | San Diego St. | 61 70 | | | | | | | | | |
| 251 | H | San Diego St. | 75 66 | 221 | H | Colorado St. | 63 48 | | | | | | | | | |
| 327 | H | San Jose St. | 88 77 | 195 | H | Utah St. | 44 48 | | | | | | | | | |
| 61 | A | Boise St. | 48 79 | 39 | A | New Mexico | 57 78 | | | | | | | | | |
| 241 | H | Nevada | 79 74 | 4 | A | Oregon | 36 82 | | | | | | | | | |
| 210 | A | UNLV | 56 66 | 166 | A | Portland | 60 79 | | | | | | | | | |

Non-Div I Games: Western St. 72 54

Air Force

■ Loss,
 ■ Non-Conf, S Site,
 ■ Home
 ■ Away
 N Neutral

| Average RPI Win: | 255 | WON-LOST | WINNING | LAST 10 | STRENGTH OF | OPP. STRENGTH | TEAM | ADJ. | CONF. | ADJ CONF. |
|-------------------|----------|-----------|----------------|------------|-------------|---------------|------|------|-------|-----------|
| Average RPI Loss: | 83 | RECORD | PCT. RANK | GAMES | SCHEDULE | OF SCHEDULE | RPI | RPI | RPI | RPI |
| DIV. I ONLY | 11- 7 | 109 | 0- 1 | 235 | 149 | 149 | 149 | 7 | 7 | |
| DIV. I NON-CONF. | 8- 2 | 52 | 0- 0 | 332 | 263 | 169 | 169 | 8 | 8 | |
| TOTALS | RPI 1-25 | RPI 26-50 | W-L RECORDS | RPI 51-100 | RPI 101-150 | RPI 150+ | | | | |
| 11- 7 | 0- 2 | 0- 1 | OVERALL | 1- 2 | 0- 1 | 10- 1 | | | | |
| 5- 2 | 0- 0 | 0- 1 | HOME | 1- 0 | 0- 0 | 4- 1 | | | | |
| 2- 5 | 0- 2 | 0- 0 | AWAY | 0- 2 | 0- 1 | 2- 0 | | | | |
| 4- 0 | 0- 0 | 0- 0 | NEUTRAL | 0- 0 | 0- 0 | 4- 0 | | | | |
| 8- 2 | 0- 0 | 0- 1 | NON-CONFERENCE | 0- 0 | 0- 1 | 8- 0 | | | | |
| 3- 1 | 0- 0 | 0- 1 | HOME | 0- 0 | 0- 0 | 3- 0 | | | | |
| 1- 1 | 0- 0 | 0- 0 | AWAY | 0- 0 | 0- 1 | 1- 0 | | | | |
| 4- 0 | 0- 0 | 0- 0 | NEUTRAL | 0- 0 | 0- 0 | 4- 0 | | | | |
| 3- 5 | 0- 2 | 0- 0 | CONFERENCE | 1- 2 | 0- 0 | 2- 1 | | | | |
| 2- 1 | 0- 0 | 0- 0 | HOME | 1- 0 | 0- 0 | 1- 1 | | | | |
| 1- 4 | 0- 2 | 0- 0 | AWAY | 0- 2 | 0- 0 | 1- 0 | | | | |
| 0- 0 | 0- 0 | 0- 0 | NEUTRAL | 0- 0 | 0- 0 | 0- 0 | | | | |

| RPI 1-25 | | | | RPI 26-50 | | | | RPI 51-100 | | | | RPI 101+ Team's RPI: 149 | | | |
|---------------------------|---|---------------|-------|-----------|---|---------------|-------|------------|---|---------------|-------|--------------------------|---|-----------------|-------|
| RPI | S | Opponent | Score | RPI | S | Opponent | Score | RPI | S | Opponent | Score | RPI | S | Opponent | Score |
| 21 | A | Central Mich. | 71 94 | 45 | H | Butler | 47 63 | 75 | A | Kent St. | 58 73 | 126 | A | Youngstown St. | 61 72 |
| 25 | A | Buffalo | 72 91 | | | | | 82 | H | Toledo | 70 64 | 191 | H | Eastern Mich. | 60 72 |
| | | | | | | | | 98 | A | Northern Ill. | 59 70 | 203 | H | St. Bonaventure | 67 58 |
| | | | | | | | | | | | | 220 | H | Bowling Green | 74 71 |
| | | | | | | | | | | | | 256 | A | N.C. A&T | 49 36 |
| | | | | | | | | | | | | 267 | H | Canisius | 62 53 |
| | | | | | | | | | | | | 279 | N | UTEP | 64 57 |
| | | | | | | | | | | | | 280 | N | Northern Ky. | 77 60 |
| | | | | | | | | | | | | 283 | A | Western Mich. | 72 59 |
| | | | | | | | | | | | | 303 | N | Jackson St. | 74 57 |
| | | | | | | | | | | | | 304 | N | Oakland | 85 65 |
| | | | | | | | | | | | | 323 | H | Eastern Ky. | 63 54 |
| LAST 12 Division I GAMES: | | | | | | | | | | | | | | | |
| 75 | A | Kent St. | 58 73 | 283 | A | Western Mich. | 72 59 | | | | | | | | |
| 82 | H | Toledo | 70 64 | 21 | A | Central Mich. | 71 94 | | | | | | | | |
| 25 | A | Buffalo | 72 91 | 279 | N | UTEP | 64 57 | | | | | | | | |
| 98 | A | Northern Ill. | 59 70 | 303 | N | Jackson St. | 74 57 | | | | | | | | |
| 191 | H | Eastern Mich. | 60 72 | 267 | H | Canisius | 62 53 | | | | | | | | |
| 220 | H | Bowling Green | 74 71 | 45 | H | Butler | 47 63 | | | | | | | | |

Non-Div I Games: Malone 63 44

Akron

■ Loss,
 ■ Non-Conf,
 ■ S Site,
 ■ H Home
 ■ A Away
 N Neutral

Alabama

Through Games Of Feb. 3, 2019

| | | | | | | | | | | |
|-------------------|----------|-----------|----------------|------------|-------------|---------------|------|------|-------|-----------|
| Average RPI Win: | 171 | WON-LOST | WINNING | LAST 10 | STRENGTH OF | OPP. STRENGTH | TEAM | ADJ. | CONF. | ADJ CONF. |
| Average RPI Loss: | 65 | RECORD | PCT. RANK | GAMES | SCHEDULE | OF SCHEDULE | RPI | RPI | RPI | RPI |
| DIV. I ONLY | 11- 11 | 160 | 0- 1 | 36 | 64 | 112 | 112 | 5 | 5 | |
| DIV. I NON-CONF. | 8- 5 | 120 | 0- 1 | 107 | 133 | 112 | 112 | 5 | 5 | |
| TOTALS | RPI 1-25 | RPI 26-50 | W-L RECORDS | RPI 51-100 | RPI 101-150 | RPI 150+ | | | | |
| 11- 11 | 0- 3 | 1- 3 | OVERALL | 1- 2 | 3- 1 | 6- 2 | | | | |
| 8- 4 | 0- 1 | 1- 1 | HOME | 1- 1 | 1- 1 | 5- 0 | | | | |
| 2- 4 | 0- 2 | 0- 1 | AWAY | 0- 1 | 1- 0 | 1- 0 | | | | |
| 1- 3 | 0- 0 | 0- 1 | NEUTRAL | 0- 0 | 1- 0 | 0- 2 | | | | |
| 8- 5 | 0- 0 | 1- 2 | NON-CONFERENCE | 0- 0 | 2- 1 | 5- 2 | | | | |
| 6- 1 | 0- 0 | 1- 0 | HOME | 0- 0 | 1- 1 | 4- 0 | | | | |
| 1- 1 | 0- 0 | 0- 1 | AWAY | 0- 0 | 0- 0 | 1- 0 | | | | |
| 1- 3 | 0- 0 | 0- 1 | NEUTRAL | 0- 0 | 1- 0 | 0- 2 | | | | |
| 3- 6 | 0- 3 | 0- 1 | CONFERENCE | 1- 2 | 1- 0 | 1- 0 | | | | |
| 2- 3 | 0- 1 | 0- 1 | HOME | 1- 1 | 0- 0 | 1- 0 | | | | |
| 1- 3 | 0- 2 | 0- 0 | AWAY | 0- 1 | 1- 0 | 0- 0 | | | | |
| 0- 0 | 0- 0 | 0- 0 | NEUTRAL | 0- 0 | 0- 0 | 0- 0 | | | | |

| RPI 1-25 | | | | RPI 26-50 | | | | RPI 51-100 | | | | RPI 101+ Team's RPI: 112 | | | |
|---------------------------|---|-----------------|-------|-----------|---|----------------|--------|------------|---|-----------|-------|--------------------------|---|------------------|-------|
| RPI | S | Opponent | Score | RPI | S | Opponent | Score | RPI | S | Opponent | Score | RPI | S | Opponent | Score |
| 8 | H | Mississippi St. | 49 65 | 27 | N | Miami (FL) | 74 101 | 57 | H | Tennessee | 86 65 | 104 | N | Virginia | 64 52 |
| 15 | A | South Carolina | 59 62 | 30 | A | Utah | 62 72 | 64 | H | LSU | 56 62 | 107 | H | South Alabama | 67 72 |
| 20 | A | Texas A&M | 43 70 | 47 | H | Clemson | 76 56 | 73 | A | Arkansas | 61 72 | 110 | A | Georgia | 58 53 |
| | | | | 50 | H | Auburn | 56 66 | | | | | 124 | H | Tulane | 69 58 |
| | | | | | | | | | | | | 157 | N | Louisiana Tech | 62 79 |
| | | | | | | | | | | | | 162 | N | Tulsa | 73 80 |
| | | | | | | | | | | | | 181 | H | Grambling | 73 55 |
| | | | | | | | | | | | | 204 | A | SMU | 62 61 |
| | | | | | | | | | | | | 206 | H | Florida | 74 67 |
| | | | | | | | | | | | | 233 | H | Stetson | 59 47 |
| | | | | | | | | | | | | 276 | H | Southeastern La. | 88 40 |
| | | | | | | | | | | | | 336 | H | Northwestern St. | 87 73 |
| LAST 12 Division I GAMES: | | | | | | | | | | | | | | | |
| 157 | N | Louisiana Tech | 62 79 | 20 | A | Texas A&M | 43 70 | | | | | | | | |
| 8 | H | Mississippi St. | 49 65 | 50 | H | Auburn | 56 66 | | | | | | | | |
| 110 | A | Georgia | 58 53 | 15 | A | South Carolina | 59 62 | | | | | | | | |
| 73 | A | Arkansas | 61 72 | 206 | H | Florida | 74 67 | | | | | | | | |
| 64 | H | LSU | 56 62 | 27 | N | Miami (FL) | 74 101 | | | | | | | | |
| 57 | H | Tennessee | 86 65 | 104 | N | Virginia | 64 52 | | | | | | | | |

Non-Div I Games:

Alabama

■ Loss,
 ■ Non-Conf,
 ■ S Site,
 ■ H Home
 ■ A Away
 N Neutral

| | | | | | | | | | | |
|-------------------|----------|-----------|----------------|------------|-------------|---------------|------|------|-------|-----------|
| Average RPI Win: | 297 | WON-LOST | WINNING | LAST 10 | STRENGTH OF | OPP. STRENGTH | TEAM | ADJ. | CONF. | ADJ CONF. |
| Average RPI Loss: | 203 | RECORD | PCT. RANK | GAMES | SCHEDULE | OF SCHEDULE | RPI | RPI | RPI | RPI |
| DIV. I ONLY | 9- 10 | 187 | 0- 1 | 348 | 321 | 300 | 300 | 29 | 29 | |
| DIV. I NON-CONF. | 5- 6 | 177 | 0- 0 | 315 | 321 | 269 | 269 | 27 | 27 | |
| TOTALS | RPI 1-25 | RPI 26-50 | W-L RECORDS | RPI 51-100 | RPI 101-150 | RPI 150+ | | | | |
| 9- 10 | 0- 0 | 0- 0 | OVERALL | 0- 1 | 0- 1 | 9- 8 | | | | |
| 4- 5 | 0- 0 | 0- 0 | HOME | 0- 0 | 0- 0 | 4- 5 | | | | |
| 4- 5 | 0- 0 | 0- 0 | AWAY | 0- 1 | 0- 1 | 4- 3 | | | | |
| 1- 0 | 0- 0 | 0- 0 | NEUTRAL | 0- 0 | 0- 0 | 1- 0 | | | | |
| 5- 6 | 0- 0 | 0- 0 | NON-CONFERENCE | 0- 1 | 0- 1 | 5- 4 | | | | |
| 2- 2 | 0- 0 | 0- 0 | HOME | 0- 0 | 0- 0 | 2- 2 | | | | |
| 2- 4 | 0- 0 | 0- 0 | AWAY | 0- 1 | 0- 1 | 2- 2 | | | | |
| 1- 0 | 0- 0 | 0- 0 | NEUTRAL | 0- 0 | 0- 0 | 1- 0 | | | | |
| 4- 4 | 0- 0 | 0- 0 | CONFERENCE | 0- 0 | 0- 0 | 4- 4 | | | | |
| 2- 3 | 0- 0 | 0- 0 | HOME | 0- 0 | 0- 0 | 2- 3 | | | | |
| 2- 1 | 0- 0 | 0- 0 | AWAY | 0- 0 | 0- 0 | 2- 1 | | | | |
| 0- 0 | 0- 0 | 0- 0 | NEUTRAL | 0- 0 | 0- 0 | 0- 0 | | | | |

| RPI 1-25 | | | RPI 26-50 | | | RPI 51-100 | | | RPI 101+ Team's RPI: 300 | | |
|---------------------------|---|------------------|-----------|-------|---|------------------|-------|------------------------|--------------------------|----------|-------|
| RPI | S | Opponent | Score | RPI | S | Opponent | Score | RPI | S | Opponent | Score |
| | | | | | | 92 A Kansas | 54 65 | 141 A UAB | | 47 82 | |
| | | | | | | | | 176 H Southern U. | | 50 54 | |
| | | | | | | | | 181 H Grambling | | 51 63 | |
| | | | | | | | | 189 A Illinois | | 60 88 | |
| | | | | | | | | 198 A Prairie View | | 65 77 | |
| | | | | | | | | 215 N Jacksonville | | 65 60 | |
| | | | | | | | | 218 H Alabama St. | | 46 60 | |
| | | | | | | | | 223 H Jacksonville St. | | 48 55 | |
| | | | | | | | | 276 H Southeastern La. | | 51 48 | |
| | | | | | | | | 282 A North Florida | | 63 62 | |
| | | | | | | | | 284 A Austin Peay | | 58 75 | |
| | | | | | | | | 289 A Murray St. | | 59 53 | |
| | | | | | | | | 290 H Tennessee St. | | 67 57 | |
| | | | | | | | | 303 H Jackson St. | | 58 55 | |
| | | | | | | | | 321 A Mississippi Val. | | 80 60 | |
| | | | | | | | | 324 H Lipscomb | | 58 62 | |
| | | | | | | | | 344 A Ark.-Pine Bluff | | 78 52 | |
| | | | | | | | | 350 H Alcorn | | 87 69 | |
| LAST 12 Division I GAMES: | | | | | | | | | | | |
| 198 A | | Prairie View | 65 77 | 181 H | | Grambling | 51 63 | | | | |
| 350 H | | Alcorn | 87 69 | 303 H | | Jackson St. | 58 55 | | | | |
| 176 H | | Southern U. | 50 54 | 215 N | | Jacksonville | 65 60 | | | | |
| 218 H | | Alabama St. | 46 60 | 282 A | | North Florida | 63 62 | | | | |
| 344 A | | Ark.-Pine Bluff | 78 52 | 276 H | | Southeastern La. | 51 48 | | | | |
| 321 A | | Mississippi Val. | 80 60 | 223 H | | Jacksonville St. | 48 55 | | | | |

Non-Div I Games:

Alabama A&M

■ Loss,
 ■ Non-Conf,
 ■ S Site,
 ■ H Home
 ■ A Away
 N Neutral

| | | | | | | | | | | |
|-------------------|----------|-----------|----------------|------------|-------------|---------------|------|------|-------|-----------|
| Average RPI Win: | 286 | WON-LOST | WINNING | LAST 10 | STRENGTH OF | OPP. STRENGTH | TEAM | ADJ. | CONF. | ADJ CONF. |
| Average RPI Loss: | 131 | RECORD | PCT. RANK | GAMES | SCHEDULE | OF SCHEDULE | RPI | RPI | RPI | RPI |
| DIV. I ONLY | 6- 12 | 259 | 1- 0 | 148 | 301 | 218 | 218 | 29 | 29 | |
| DIV. I NON-CONF. | 0- 10 | 336 | 0- 0 | 8 | 203 | 223 | 223 | 27 | 27 | |
| TOTALS | RPI 1-25 | RPI 26-50 | W-L RECORDS | RPI 51-100 | RPI 101-150 | RPI 150+ | | | | |
| 6- 12 | 0- 1 | 0- 3 | OVERALL | 0- 1 | 0- 2 | 6- 5 | | | | |
| 3- 4 | 0- 1 | 0- 0 | HOME | 0- 0 | 0- 1 | 3- 2 | | | | |
| 3- 8 | 0- 0 | 0- 3 | AWAY | 0- 1 | 0- 1 | 3- 3 | | | | |
| 0- 0 | 0- 0 | 0- 0 | NEUTRAL | 0- 0 | 0- 0 | 0- 0 | | | | |
| 0- 10 | 0- 1 | 0- 3 | NON-CONFERENCE | 0- 1 | 0- 2 | 0- 3 | | | | |
| 0- 3 | 0- 1 | 0- 0 | HOME | 0- 0 | 0- 1 | 0- 1 | | | | |
| 0- 7 | 0- 0 | 0- 3 | AWAY | 0- 1 | 0- 1 | 0- 2 | | | | |
| 0- 0 | 0- 0 | 0- 0 | NEUTRAL | 0- 0 | 0- 0 | 0- 0 | | | | |
| 6- 2 | 0- 0 | 0- 0 | CONFERENCE | 0- 0 | 0- 0 | 6- 2 | | | | |
| 3- 1 | 0- 0 | 0- 0 | HOME | 0- 0 | 0- 0 | 3- 1 | | | | |
| 3- 1 | 0- 0 | 0- 0 | AWAY | 0- 0 | 0- 0 | 3- 1 | | | | |
| 0- 0 | 0- 0 | 0- 0 | NEUTRAL | 0- 0 | 0- 0 | 0- 0 | | | | |

| RPI 1-25 | | | | RPI 26-50 | | | | RPI 51-100 | | | | RPI 101+ Team's RPI: 218 | | | |
|---------------------------|---|------------------|-------|-----------|---|---------------|-------|------------|---|----------|--------|--------------------------|---|------------------|-------|
| RPI | S | Opponent | Score | RPI | S | Opponent | Score | RPI | S | Opponent | Score | RPI | S | Opponent | Score |
| 15 | H | South Carolina | 38 94 | 33 | A | Kentucky | 35 87 | 91 | A | Troy | 46 116 | 107 | A | South Alabama | 65 77 |
| | | | | 40 | A | Georgia Tech | 42 69 | | | | | 141 | H | UAB | 47 62 |
| | | | | 50 | A | Auburn | 50 83 | | | | | 160 | A | North Ala. | 42 68 |
| | | | | | | | | | | | | 169 | A | Xavier | 58 87 |
| | | | | | | | | | | | | 176 | H | Southern U. | 78 61 |
| | | | | | | | | | | | | 181 | H | Grambling | 72 80 |
| | | | | | | | | | | | | 244 | A | Texas Southern | 58 51 |
| | | | | | | | | | | | | 259 | H | Samford | 51 60 |
| | | | | | | | | | | | | 300 | A | Alabama A&M | 60 46 |
| | | | | | | | | | | | | 303 | H | Jackson St. | 74 67 |
| | | | | | | | | | | | | 321 | A | Mississippi Val. | 62 64 |
| | | | | | | | | | | | | 344 | A | Ark.-Pine Bluff | 58 56 |
| | | | | | | | | | | | | 350 | H | Alcorn | 76 63 |
| LAST 12 Division I GAMES: | | | | | | | | | | | | | | | |
| 244 | A | Texas Southern | 58 51 | 303 | H | Jackson St. | 74 67 | | | | | | | | |
| 176 | H | Southern U. | 78 61 | 181 | H | Grambling | 72 80 | | | | | | | | |
| 350 | H | Alcorn | 76 63 | 50 | A | Auburn | 50 83 | | | | | | | | |
| 300 | A | Alabama A&M | 60 46 | 169 | A | Xavier | 58 87 | | | | | | | | |
| 321 | A | Mississippi Val. | 62 64 | 141 | H | UAB | 47 62 | | | | | | | | |
| 344 | A | Ark.-Pine Bluff | 58 56 | 107 | A | South Alabama | 65 77 | | | | | | | | |

Non-Div I Games: Mobile 69 63

Alabama St.

■ Loss,
 ■ Non-Conf, S Site,
 ■ Home
 ■ Away
 N Neutral

| Average RPI Win: | 269 | WON-LOST | WINNING | LAST 10 | STRENGTH OF | OPP. STRENGTH | TEAM | ADJ. | CONF. | ADJ CONF. |
|-------------------|----------|-----------|----------------|------------|-------------|---------------|------|------|-------|-----------|
| Average RPI Loss: | 183 | RECORD | PCT. RANK | GAMES | SCHEDULE | OF SCHEDULE | RPI | RPI | RPI | RPI |
| DIV. I ONLY | 9- 13 | 228 | 1- 0 | 250 | 274 | 236 | 236 | 23 | 23 | |
| DIV. I NON-CONF. | 3- 10 | 278 | 0- 0 | 238 | 304 | 290 | 290 | 25 | 25 | |
| TOTALS | RPI 1-25 | RPI 26-50 | W-L RECORDS | RPI 51-100 | RPI 101-150 | RPI 150+ | | | | |
| 9- 13 | 0- 1 | 0- 1 | OVERALL | 0- 2 | 0- 1 | 9- 8 | | | | |
| 5- 4 | 0- 0 | 0- 0 | HOME | 0- 0 | 0- 1 | 5- 3 | | | | |
| 4- 9 | 0- 1 | 0- 1 | AWAY | 0- 2 | 0- 0 | 4- 5 | | | | |
| 0- 0 | 0- 0 | 0- 0 | NEUTRAL | 0- 0 | 0- 0 | 0- 0 | | | | |
| 3- 10 | 0- 1 | 0- 1 | NON-CONFERENCE | 0- 0 | 0- 1 | 3- 7 | | | | |
| 1- 4 | 0- 0 | 0- 0 | HOME | 0- 0 | 0- 1 | 1- 3 | | | | |
| 2- 6 | 0- 1 | 0- 1 | AWAY | 0- 0 | 0- 0 | 2- 4 | | | | |
| 0- 0 | 0- 0 | 0- 0 | NEUTRAL | 0- 0 | 0- 0 | 0- 0 | | | | |
| 6- 3 | 0- 0 | 0- 0 | CONFERENCE | 0- 2 | 0- 0 | 6- 1 | | | | |
| 4- 0 | 0- 0 | 0- 0 | HOME | 0- 0 | 0- 0 | 4- 0 | | | | |
| 2- 3 | 0- 0 | 0- 0 | AWAY | 0- 2 | 0- 0 | 2- 1 | | | | |
| 0- 0 | 0- 0 | 0- 0 | NEUTRAL | 0- 0 | 0- 0 | 0- 0 | | | | |

| RPI | S | Opponent | Score | RPI | S | Opponent | Score | RPI | S | Opponent | Score | RPI | S | Opponent | Score | Team's RPI: 236 |
|---------------------------|---|---------------|-------|-----|---|----------------------|-------|-----|---|----------|-------|-----|---|----------------------|-------|-----------------|
| 16 | A | Rutgers | 39 65 | 44 | A | Purdue | 41 53 | 76 | A | Maine | 65 76 | 150 | H | Marist | 56 74 | |
| | | | | | | | | 97 | A | Hartford | 35 82 | 151 | A | South Fla. | 37 74 | |
| | | | | | | | | | | | | 165 | A | Stony Brook | 54 49 | |
| | | | | | | | | | | | | 209 | H | Holy Cross | 50 56 | |
| | | | | | | | | | | | | 230 | A | Monmouth | 56 64 | |
| | | | | | | | | | | | | 243 | A | Binghamton | 71 62 | |
| | | | | | | | | | | | | 243 | H | Binghamton | 61 56 | |
| | | | | | | | | | | | | 247 | A | Cornell | 34 48 | |
| | | | | | | | | | | | | 254 | A | St. Francis Brooklyn | 67 60 | |
| | | | | | | | | | | | | 265 | A | Columbia | 62 58 | |
| | | | | | | | | | | | | 267 | H | Canisius | 42 48 | |
| | | | | | | | | | | | | 273 | A | Vermont | 39 52 | |
| | | | | | | | | | | | | 298 | H | Central Conn. St. | 53 60 | |
| | | | | | | | | | | | | 301 | H | UMBC | 64 44 | |
| | | | | | | | | | | | | 306 | H | UMass Lowell | 63 56 | |
| | | | | | | | | | | | | 318 | A | Lafayette | 66 67 | |
| | | | | | | | | | | | | 319 | H | Manhattan | 60 54 | |
| | | | | | | | | | | | | 328 | H | New Hampshire | 59 41 | |
| LAST 12 Division I GAMES: | | | | | | | | | | | | | | | | |
| 243 | A | Binghamton | 71 62 | 76 | A | Maine | 65 76 | | | | | | | | | |
| 328 | H | New Hampshire | 59 41 | 273 | A | Vermont | 39 52 | | | | | | | | | |
| 97 | A | Hartford | 35 82 | 243 | H | Binghamton | 61 56 | | | | | | | | | |
| 165 | A | Stony Brook | 54 49 | 265 | A | Columbia | 62 58 | | | | | | | | | |
| 301 | H | UMBC | 64 44 | 44 | A | Purdue | 41 53 | | | | | | | | | |
| 306 | H | UMass Lowell | 63 56 | 254 | A | St. Francis Brooklyn | 67 60 | | | | | | | | | |

Non-Div I Games:

Albany (NY)

■ Loss,
■ Non-Conf, S Site,
■ Home
■ Away
N Neutral

| | | | | | | | | | |
|------------------------------|----------|-----------|----------------|-------------|---------------|----------|------|-------|-----------|
| Average RPI Win: 283 | WON-LOST | WINNING | LAST 10 | STRENGTH OF | OPP. STRENGTH | TEAM | ADJ. | CONF. | ADJ CONF. |
| Average RPI Loss: 235 | RECORD | PCT. RANK | GAMES | SCHEDULE | OF SCHEDULE | RPI | RPI | RPI | RPI |
| DIV. I ONLY | 2- 16 | 335 | 0- 1 | 347 | 319 | 350 | 350 | 29 | 29 |
| DIV. I NON-CONF. | 0- 9 | 336 | 0- 1 | 305 | 306 | 350 | 350 | 27 | 27 |
| TOTALS | RPI 1-25 | RPI 26-50 | W-L RECORDS | RPI 51-100 | RPI 101-150 | RPI 150+ | | | |
| 2- 16 | 0- 0 | 0- 0 | OVERALL | 0- 1 | 0- 1 | 2- 14 | | | |
| 2- 5 | 0- 0 | 0- 0 | HOME | 0- 0 | 0- 0 | 2- 5 | | | |
| 0- 10 | 0- 0 | 0- 0 | AWAY | 0- 1 | 0- 1 | 0- 8 | | | |
| 0- 1 | 0- 0 | 0- 0 | NEUTRAL | 0- 0 | 0- 0 | 0- 1 | | | |
| 0- 9 | 0- 0 | 0- 0 | NON-CONFERENCE | 0- 1 | 0- 1 | 0- 7 | | | |
| 0- 2 | 0- 0 | 0- 0 | HOME | 0- 0 | 0- 0 | 0- 2 | | | |
| 0- 6 | 0- 0 | 0- 0 | AWAY | 0- 1 | 0- 1 | 0- 4 | | | |
| 0- 1 | 0- 0 | 0- 0 | NEUTRAL | 0- 0 | 0- 0 | 0- 1 | | | |
| 2- 7 | 0- 0 | 0- 0 | CONFERENCE | 0- 0 | 0- 0 | 2- 7 | | | |
| 2- 3 | 0- 0 | 0- 0 | HOME | 0- 0 | 0- 0 | 2- 3 | | | |
| 0- 4 | 0- 0 | 0- 0 | AWAY | 0- 0 | 0- 0 | 0- 4 | | | |
| 0- 0 | 0- 0 | 0- 0 | NEUTRAL | 0- 0 | 0- 0 | 0- 0 | | | |

| RPI 1-25 | RPI 26-50 | RPI 51-100 | RPI 101+ Team's RPI: 350 |
|------------------------------|----------------------------|----------------------|------------------------------|
| RPI S Opponent Score | RPI S Opponent Score | RPI S Opponent Score | RPI S Opponent Score |
| | | 51 A TCU 31 88 | 141 A UAB 53 80 |
| | | | 159 N New Mexico St. 64 82 |
| | | | 176 H Southern U. 54 75 |
| | | | 181 A Grambling 56 61 |
| | | | 185 A Southern Miss. 47 66 |
| | | | 198 H Prairie View 61 82 |
| | | | 218 A Alabama St. 63 76 |
| | | | 244 H Texas Southern 53 52 |
| | | | 276 H Southeastern La. 59 77 |
| | | | 279 A UTEP 51 77 |
| | | | 293 H Central Ark. 46 57 |
| | | | 300 A Alabama A&M 69 87 |
| | | | 303 A Jackson St. 66 88 |
| | | | 314 A FIU 40 75 |
| | | | 321 H Mississippi Val. 73 63 |
| | | | 336 A Northwestern St. 65 78 |
| | | | 344 H Ark.-Pine Bluff 57 59 |
| LAST 12 Division I GAMES: | | | |
| 159 N New Mexico St. 64 82 | 181 A Grambling 56 61 | | |
| 176 H Southern U. 54 75 | 303 A Jackson St. 66 88 | | |
| 300 A Alabama A&M 69 87 | 198 H Prairie View 61 82 | | |
| 218 A Alabama St. 63 76 | 244 H Texas Southern 53 52 | | |
| 344 H Ark.-Pine Bluff 57 59 | 51 A TCU 31 88 | | |
| 321 H Mississippi Val. 73 63 | 314 A FIU 40 75 | | |

Non-Div I Games: Lane 58 70 Fisk 67 64 Rust 59 78

Alcorn

Loss, Non-Conf, S Site, H Home A Away N Neutral

| | | | | | | | | | |
|-----------------------------|----------|-----------|----------------|-------------|---------------|----------|------|-------|-----------|
| Average RPI Win: 233 | WON-LOST | WINNING | LAST 10 | STRENGTH OF | OPP. STRENGTH | TEAM | ADJ. | CONF. | ADJ CONF. |
| Average RPI Loss: 87 | RECORD | PCT. RANK | GAMES | SCHEDULE | OF SCHEDULE | RPI | RPI | RPI | RPI |
| DIV. I ONLY | 13- 8 | 106 | 1- 0 | 111 | 191 | 101 | 101 | 19 | 19 |
| DIV. I NON-CONF. | 4- 7 | 228 | 0- 0 | 88 | 105 | 177 | 177 | 22 | 22 |
| ----- | | | | | | | | | |
| TOTALS | RPI 1-25 | RPI 26-50 | W-L RECORDS | RPI 51-100 | RPI 101-150 | RPI 150+ | | | |
| 13- 8 | 0- 1 | 0- 2 | OVERALL | 0- 1 | 1- 3 | 12- 1 | | | |
| 8- 1 | 0- 0 | 0- 1 | HOME | 0- 0 | 0- 0 | 8- 0 | | | |
| 5- 5 | 0- 0 | 0- 1 | AWAY | 0- 0 | 1- 3 | 4- 1 | | | |
| 0- 2 | 0- 1 | 0- 0 | NEUTRAL | 0- 1 | 0- 0 | 0- 0 | | | |
| 4- 7 | 0- 1 | 0- 1 | NON-CONFERENCE | 0- 1 | 0- 3 | 4- 1 | | | |
| 3- 1 | 0- 0 | 0- 1 | HOME | 0- 0 | 0- 0 | 3- 0 | | | |
| 1- 4 | 0- 0 | 0- 0 | AWAY | 0- 0 | 0- 3 | 1- 1 | | | |
| 0- 2 | 0- 1 | 0- 0 | NEUTRAL | 0- 1 | 0- 0 | 0- 0 | | | |
| 9- 1 | 0- 0 | 0- 1 | CONFERENCE | 0- 0 | 1- 0 | 8- 0 | | | |
| 5- 0 | 0- 0 | 0- 0 | HOME | 0- 0 | 0- 0 | 5- 0 | | | |
| 4- 1 | 0- 0 | 0- 1 | AWAY | 0- 0 | 1- 0 | 3- 0 | | | |
| 0- 0 | 0- 0 | 0- 0 | NEUTRAL | 0- 0 | 0- 0 | 0- 0 | | | |

| RPI 1-25 | | | | RPI 26-50 | | | | RPI 51-100 | | | | RPI 101+ Team's RPI: 101 | | | |
|---------------------------|---|-----------------|--------------|-----------|---|-----------------|--------------|------------|---|----------|--------------|--------------------------|---|-----------------|--------------|
| RPI | S | Opponent | Score | RPI | S | Opponent | Score | RPI | S | Opponent | Score | RPI | S | Opponent | Score |
| 5 | N | Stanford | 49 71 | 41 | H | Ohio | 67 77 | 87 | N | FGCU | 71 90 | 104 | A | Virginia | 54 57 |
| | | | | 48 | A | Bucknell | 56 71 | | | | | 114 | A | Penn St. | 59 80 |
| | | | | | | | | | | | | 127 | A | High Point | 61 66 |
| | | | | | | | | | | | | 137 | A | Lehigh | 61 53 |
| | | | | | | | | | | | | 162 | H | Tulsa | 68 52 |
| | | | | | | | | | | | | 167 | A | Boston U. | 64 51 |
| | | | | | | | | | | | | 168 | A | Denver | 54 83 |
| | | | | | | | | | | | | 202 | H | George Mason | 86 71 |
| | | | | | | | | | | | | 209 | H | Holy Cross | 70 58 |
| | | | | | | | | | | | | 216 | A | Navy | 58 45 |
| | | | | | | | | | | | | 232 | A | Colgate | 71 66 |
| | | | | | | | | | | | | 232 | H | Colgate | 76 57 |
| | | | | | | | | | | | | 264 | A | Hawaii | 69 57 |
| | | | | | | | | | | | | 296 | H | Army West Point | 61 51 |
| | | | | | | | | | | | | 297 | H | Loyola Maryland | 82 38 |
| | | | | | | | | | | | | 301 | H | UMBC | 64 42 |
| | | | | | | | | | | | | 318 | H | Lafayette | 60 45 |
| LAST 12 Division I GAMES: | | | | | | | | | | | | | | | |
| 232 | A | Colgate | 71 66 | 296 | H | Army West Point | 61 51 | | | | | | | | |
| 209 | H | Holy Cross | 70 58 | 216 | A | Navy | 58 45 | | | | | | | | |
| 318 | H | Lafayette | 60 45 | 232 | H | Colgate | 76 57 | | | | | | | | |
| 167 | A | Boston U. | 64 51 | 48 | A | Bucknell | 56 71 | | | | | | | | |
| 137 | A | Lehigh | 61 53 | 41 | H | Ohio | 67 77 | | | | | | | | |
| 297 | H | Loyola Maryland | 82 38 | 127 | A | High Point | 61 66 | | | | | | | | |

Non-Div I Games:

American

■ Loss,
 ■ Non-Conf, S Site,
 ■ Home
 ■ Away
 N Neutral

Appalachian St.

Through Games Of Feb. 3, 2019

| | | | | | | | | | | |
|-------------------|----------|-----------|----------------|------------|-------------|---------------|------|------|-------|-----------|
| Average RPI Win: | 219 | WON-LOST | WINNING | LAST 10 | STRENGTH OF | OPP. STRENGTH | TEAM | ADJ. | CONF. | ADJ CONF. |
| Average RPI Loss: | 113 | RECORD | PCT. RANK | GAMES | SCHEDULE | OF SCHEDULE | RPI | RPI | RPI | RPI |
| DIV. I ONLY | 11- 9 | 141 | 1- 0 | 128 | 183 | 139 | 139 | 13 | 13 | |
| DIV. I NON-CONF. | 6- 5 | 143 | 0- 0 | 168 | 188 | 136 | 136 | 15 | 15 | |
| TOTALS | RPI 1-25 | RPI 26-50 | W-L RECORDS | RPI 51-100 | RPI 101-150 | RPI 150+ | | | | |
| 11- 9 | 0- 1 | 0- 2 | OVERALL | 0- 2 | 2- 2 | 9- 2 | | | | |
| 8- 2 | 0- 0 | 0- 0 | HOME | 0- 2 | 1- 0 | 7- 0 | | | | |
| 3- 7 | 0- 1 | 0- 2 | AWAY | 0- 0 | 1- 2 | 2- 2 | | | | |
| 0- 0 | 0- 0 | 0- 0 | NEUTRAL | 0- 0 | 0- 0 | 0- 0 | | | | |
| 6- 5 | 0- 1 | 0- 2 | NON-CONFERENCE | 0- 0 | 1- 1 | 5- 1 | | | | |
| 5- 0 | 0- 0 | 0- 0 | HOME | 0- 0 | 0- 0 | 5- 0 | | | | |
| 1- 5 | 0- 1 | 0- 2 | AWAY | 0- 0 | 1- 1 | 0- 1 | | | | |
| 0- 0 | 0- 0 | 0- 0 | NEUTRAL | 0- 0 | 0- 0 | 0- 0 | | | | |
| 5- 4 | 0- 0 | 0- 0 | CONFERENCE | 0- 2 | 1- 1 | 4- 1 | | | | |
| 3- 2 | 0- 0 | 0- 0 | HOME | 0- 2 | 1- 0 | 2- 0 | | | | |
| 2- 2 | 0- 0 | 0- 0 | AWAY | 0- 0 | 0- 1 | 2- 1 | | | | |
| 0- 0 | 0- 0 | 0- 0 | NEUTRAL | 0- 0 | 0- 0 | 0- 0 | | | | |

| RPI 1-25 | | | | RPI 26-50 | | | | RPI 51-100 | | | | RPI 101+ Team's RPI: 139 | | | |
|---------------------------|---|----------------|-------|-----------|---|----------------|-------|------------|---|-------------|-------|--------------------------|---|--------------------|-------|
| RPI | S | Opponent | Score | RPI | S | Opponent | Score | RPI | S | Opponent | Score | RPI | S | Opponent | Score |
| 15 | A | South Carolina | 50 80 | 40 | A | Georgia Tech | 53 71 | 80 | H | Little Rock | 59 74 | 107 | H | South Alabama | 71 63 |
| | | | | 47 | A | Clemson | 48 87 | 91 | H | Troy | 72 83 | 113 | A | UT Arlington | 94 99 |
| | | | | | | | | | | | | 133 | A | Davidson | 81 78 |
| | | | | | | | | | | | | 141 | A | UAB | 61 80 |
| | | | | | | | | | | | | 175 | A | Texas St. | 62 49 |
| | | | | | | | | | | | | 182 | H | Arkansas St. | 75 67 |
| | | | | | | | | | | | | 187 | H | Coastal Caro. | 67 53 |
| | | | | | | | | | | | | 200 | H | Elon | 65 62 |
| | | | | | | | | | | | | 229 | H | Marshall | 74 52 |
| | | | | | | | | | | | | 240 | A | Louisiana | 55 73 |
| | | | | | | | | | | | | 246 | A | ETSU | 64 95 |
| | | | | | | | | | | | | 285 | H | Wofford | 94 70 |
| | | | | | | | | | | | | 292 | H | Col. of Charleston | 80 66 |
| | | | | | | | | | | | | 310 | A | La.-Monroe | 80 58 |
| | | | | | | | | | | | | 313 | H | UNC Greensboro | 68 65 |
| LAST 12 Division I GAMES: | | | | | | | | | | | | | | | |
| 310 | A | La.-Monroe | 80 58 | 113 | A | UT Arlington | 94 99 | | | | | | | | |
| 240 | A | Louisiana | 55 73 | 91 | H | Troy | 72 83 | | | | | | | | |
| 80 | H | Little Rock | 59 74 | 107 | H | South Alabama | 71 63 | | | | | | | | |
| 182 | H | Arkansas St. | 75 67 | 47 | A | Clemson | 48 87 | | | | | | | | |
| 187 | H | Coastal Caro. | 67 53 | 285 | H | Wofford | 94 70 | | | | | | | | |
| 175 | A | Texas St. | 62 49 | 15 | A | South Carolina | 50 80 | | | | | | | | |

Non-Div I Games:

Appalachian St.

■ Loss,
■ Non-Conf, S Site,
■ Home
■ Away
N Neutral

| | | | | | | | | | | |
|-------------------|----------|-----------|----------------|------------|-------------|---------------|------|------|-------|-----------|
| Average RPI Win: | 187 | WON-LOST | WINNING | LAST 10 | STRENGTH OF | OPP. STRENGTH | TEAM | ADJ. | CONF. | ADJ CONF. |
| Average RPI Loss: | 35 | RECORD | PCT. RANK | GAMES | SCHEDULE | OF SCHEDULE | RPI | RPI | RPI | RPI |
| DIV. I ONLY | 14- 7 | 88 | 0- 1 | 85 | 54 | 72 | 72 | 2 | 2 | |
| DIV. I NON-CONF. | 10- 1 | 17 | 0- 0 | 337 | 204 | 142 | 142 | 2 | 2 | |
| TOTALS | RPI 1-25 | RPI 26-50 | W-L RECORDS | RPI 51-100 | RPI 101-150 | RPI 150+ | | | | |
| 14- 7 | 1- 3 | 1- 3 | OVERALL | 2- 0 | 2- 1 | 8- 0 | | | | |
| 9- 3 | 1- 1 | 1- 1 | HOME | 2- 0 | 1- 1 | 4- 0 | | | | |
| 3- 4 | 0- 2 | 0- 2 | AWAY | 0- 0 | 1- 0 | 2- 0 | | | | |
| 2- 0 | 0- 0 | 0- 0 | NEUTRAL | 0- 0 | 0- 0 | 2- 0 | | | | |
| 10- 1 | 0- 0 | 0- 0 | NON-CONFERENCE | 1- 0 | 1- 1 | 8- 0 | | | | |
| 6- 1 | 0- 0 | 0- 0 | HOME | 1- 0 | 1- 1 | 4- 0 | | | | |
| 2- 0 | 0- 0 | 0- 0 | AWAY | 0- 0 | 0- 0 | 2- 0 | | | | |
| 2- 0 | 0- 0 | 0- 0 | NEUTRAL | 0- 0 | 0- 0 | 2- 0 | | | | |
| 4- 6 | 1- 3 | 1- 3 | CONFERENCE | 1- 0 | 1- 0 | 0- 0 | | | | |
| 3- 2 | 1- 1 | 1- 1 | HOME | 1- 0 | 0- 0 | 0- 0 | | | | |
| 1- 4 | 0- 2 | 0- 2 | AWAY | 0- 0 | 1- 0 | 0- 0 | | | | |
| 0- 0 | 0- 0 | 0- 0 | NEUTRAL | 0- 0 | 0- 0 | 0- 0 | | | | |

| RPI 1-25 | | | | RPI 26-50 | | | | RPI 51-100 | | | | Team's RPI: 72 | RPI 101+ | | | |
|---------------------------|---|---------------------|-------|-----------|---|----------------|-------|------------|---|---------------------|-------|----------------|----------|---|--------------------|--------|
| RPI | S | Opponent | Score | RPI | S | Opponent | Score | RPI | S | Opponent | Score | | RPI | S | Opponent | Score |
| 4 | A | Oregon | 60 93 | 26 | H | California | 60 55 | 53 | H | Southern California | 71 68 | | 111 | H | Loyola Marymount | 64 66 |
| 5 | H | Stanford | 48 78 | 30 | A | Utah | 64 80 | 74 | H | Idaho St. | 71 46 | | 131 | A | Colorado | 69 67 |
| 17 | A | Arizona St. | 47 60 | 31 | A | Oregon St. | 64 86 | | | | | | 146 | H | Montana | 100 51 |
| 17 | H | Arizona St. | 51 39 | 49 | H | UCLA | 93 98 | | | | | | 166 | N | Portland | 92 70 |
| LAST 12 Division I GAMES: | | | | | | | | | | | | | | | | |
| 17 | A | Arizona St. | 47 60 | 26 | H | California | 60 55 | | | | | | 248 | A | Long Beach St. | 70 43 |
| 49 | H | UCLA | 93 98 | 30 | A | Utah | 64 80 | | | | | | 251 | A | San Diego St. | 69 60 |
| 53 | H | Southern California | 71 68 | 131 | A | Colorado | 69 67 | | | | | | 266 | H | Northern Ariz. | 71 47 |
| 4 | A | Oregon | 60 93 | 17 | H | Arizona St. | 51 39 | | | | | | 279 | H | UTEP | 62 40 |
| 31 | A | Oregon St. | 64 86 | 266 | H | Northern Ariz. | 71 47 | | | | | | 295 | H | South Carolina St. | 73 32 |
| 5 | H | Stanford | 48 78 | 279 | H | UTEP | 62 40 | | | | | | 324 | H | Incarnate Word | 84 42 |
| | | | | | | | | | | | | | 341 | N | Seattle U | 84 54 |

Non-Div I Games:

Arizona

■ Loss,
 ■ Non-Conf,
 ■ S Site,
 ■ H Home
 ■ A Away
 N Neutral

| | | | | | | | | | | |
|-------------------|----------|-----------|----------------|------------|-------------|---------------|------|------|-------|-----------|
| Average RPI Win: | 120 | WON-LOST | WINNING | LAST 10 | STRENGTH OF | OPP. STRENGTH | TEAM | ADJ. | CONF. | ADJ CONF. |
| Average RPI Loss: | 23 | RECORD | PCT. RANK | GAMES | SCHEDULE | OF SCHEDULE | RPI | RPI | RPI | RPI |
| DIV. I ONLY | 15- 6 | 65 | 1- 0 | 5 | 19 | 17 | 17 | 2 | 2 | |
| DIV. I NON-CONF. | 9- 2 | 43 | 1- 0 | 57 | 24 | 26 | 26 | 2 | 2 | |
| TOTALS | RPI 1-25 | RPI 26-50 | W-L RECORDS | RPI 51-100 | RPI 101-150 | RPI 150+ | | | | |
| 15- 6 | 0- 4 | 3- 1 | OVERALL | 4- 1 | 2- 0 | 6- 0 | | | | |
| 8- 3 | 0- 2 | 1- 1 | HOME | 2- 0 | 1- 0 | 4- 0 | | | | |
| 5- 2 | 0- 1 | 2- 0 | AWAY | 1- 1 | 1- 0 | 1- 0 | | | | |
| 2- 1 | 0- 1 | 0- 0 | NEUTRAL | 1- 0 | 0- 0 | 1- 0 | | | | |
| 9- 2 | 0- 2 | 0- 0 | NON-CONFERENCE | 2- 0 | 1- 0 | 6- 0 | | | | |
| 5- 1 | 0- 1 | 0- 0 | HOME | 0- 0 | 1- 0 | 4- 0 | | | | |
| 2- 0 | 0- 0 | 0- 0 | AWAY | 1- 0 | 0- 0 | 1- 0 | | | | |
| 2- 1 | 0- 1 | 0- 0 | NEUTRAL | 1- 0 | 0- 0 | 1- 0 | | | | |
| 6- 4 | 0- 2 | 3- 1 | CONFERENCE | 2- 1 | 1- 0 | 0- 0 | | | | |
| 3- 2 | 0- 1 | 1- 1 | HOME | 2- 0 | 0- 0 | 0- 0 | | | | |
| 3- 2 | 0- 1 | 2- 0 | AWAY | 0- 1 | 1- 0 | 0- 0 | | | | |
| 0- 0 | 0- 0 | 0- 0 | NEUTRAL | 0- 0 | 0- 0 | 0- 0 | | | | |

| RPI 1-25 | | | | Team's RPI: 17 | | RPI 26-50 | | | | RPI 51-100 | | | | RPI 101+ | | | | |
|---------------------------|---|---------------------|-------|----------------|-----|-----------|------------|-------|----|------------|---|---------------------|-------|----------|-----|---|----------------|-------|
| RPI | S | Opponent | Score | | RPI | S | Opponent | Score | | RPI | S | Opponent | Score | | RPI | S | Opponent | Score |
| 2 | H | Baylor | 59 | 65 | 26 | H | California | 62 | 61 | 53 | H | Southern California | 68 | 59 | 128 | H | Fresno St. | 68 52 |
| 3 | N | Louisville | 56 | 58 | 30 | A | Utah | 65 | 63 | 58 | N | Kansas St. | 65 | 51 | 131 | A | Colorado | 76 70 |
| 4 | A | Oregon | 71 | 77 | 31 | A | Oregon St. | 79 | 76 | 72 | A | Arizona | 39 | 51 | 154 | N | Southern Ill. | 82 38 |
| 5 | H | Stanford | 65 | 72 | 49 | H | UCLA | 59 | 61 | 72 | H | Arizona | 60 | 47 | 157 | H | Louisiana Tech | 80 44 |
| | | | | | | | | | | 73 | A | Arkansas | 88 | 85 | 162 | H | Tulsa | 70 52 |
| | | | | | | | | | | | | | | | 176 | H | Southern U. | 69 47 |
| | | | | | | | | | | | | | | | 221 | A | Colorado St. | 70 39 |
| | | | | | | | | | | | | | | | 324 | H | Incarnate Word | 81 43 |
| LAST 12 Division I GAMES: | | | | | | | | | | | | | | | | | | |
| 162 | H | Tulsa | 70 | 52 | 26 | H | California | 62 | 61 | 5 | H | Stanford | 65 | 72 | | | | |
| 72 | H | Arizona | 60 | 47 | 5 | H | Stanford | 65 | 72 | 131 | A | Colorado | 76 | 70 | | | | |
| 53 | H | Southern California | 68 | 59 | 30 | A | Utah | 65 | 63 | 72 | A | Arizona | 39 | 51 | | | | |
| 49 | H | UCLA | 59 | 61 | 31 | A | Oregon St. | 79 | 76 | 72 | A | Arizona | 39 | 51 | | | | |
| 31 | A | Oregon St. | 79 | 76 | 4 | A | Oregon | 71 | 77 | 128 | H | Fresno St. | 68 | 52 | | | | |

Non-Div I Games:

Arizona St.

■ Loss,
■ Non-Conf,
■ S Site,
■ H Home
■ A Away
N Neutral

| | | | | | | | | | | |
|-------------------|----------|-----------|----------------|------------|-------------|---------------|------|------|-------|-----------|
| Average RPI Win: | 350 | WON-LOST | WINNING | LAST 10 | STRENGTH OF | OPP. STRENGTH | TEAM | ADJ. | CONF. | ADJ CONF. |
| Average RPI Loss: | 206 | RECORD | PCT. RANK | GAMES | SCHEDULE | OF SCHEDULE | RPI | RPI | RPI | RPI |
| DIV. I ONLY | 1- 10 | 346 | 0- 0 | 323 | 323 | 344 | 344 | 29 | 29 | |
| DIV. I NON-CONF. | 0- 3 | 336 | 0- 0 | 21 | 231 | 259 | 259 | 27 | 27 | |
| TOTALS | RPI 1-25 | RPI 26-50 | W-L RECORDS | RPI 51-100 | RPI 101-150 | RPI 150+ | | | | |
| 1- 10 | 0- 0 | 0- 1 | OVERALL | 0- 0 | 0- 1 | 1- 8 | | | | |
| 0- 5 | 0- 0 | 0- 0 | HOME | 0- 0 | 0- 0 | 0- 5 | | | | |
| 1- 5 | 0- 0 | 0- 1 | AWAY | 0- 0 | 0- 1 | 1- 3 | | | | |
| 0- 0 | 0- 0 | 0- 0 | NEUTRAL | 0- 0 | 0- 0 | 0- 0 | | | | |
| 0- 3 | 0- 0 | 0- 1 | NON-CONFERENCE | 0- 0 | 0- 1 | 0- 1 | | | | |
| 0- 0 | 0- 0 | 0- 0 | HOME | 0- 0 | 0- 0 | 0- 0 | | | | |
| 0- 3 | 0- 0 | 0- 1 | AWAY | 0- 0 | 0- 1 | 0- 1 | | | | |
| 0- 0 | 0- 0 | 0- 0 | NEUTRAL | 0- 0 | 0- 0 | 0- 0 | | | | |
| 1- 7 | 0- 0 | 0- 0 | CONFERENCE | 0- 0 | 0- 0 | 1- 7 | | | | |
| 0- 5 | 0- 0 | 0- 0 | HOME | 0- 0 | 0- 0 | 0- 5 | | | | |
| 1- 2 | 0- 0 | 0- 0 | AWAY | 0- 0 | 0- 0 | 1- 2 | | | | |
| 0- 0 | 0- 0 | 0- 0 | NEUTRAL | 0- 0 | 0- 0 | 0- 0 | | | | |

| RPI 1-25 | | | RPI 26-50 | | | RPI 51-100 | | | RPI 101+ | | | Team's RPI: 344 |
|---------------------------|---|----------------|-----------|-----|---|------------------|-------|-----|----------|------------------|-------|-----------------|
| RPI | S | Opponent | Score | RPI | S | Opponent | Score | RPI | S | Opponent | Score | |
| | | | | 31 | A | Oregon St. | 33 89 | | | | | |
| | | | | | | | | 129 | A | Minnesota | 42 84 | |
| | | | | | | | | 176 | A | Southern U. | 41 73 | |
| | | | | | | | | 181 | A | Grambling | 57 77 | |
| | | | | | | | | 198 | H | Prairie View | 41 80 | |
| | | | | | | | | 218 | H | Alabama St. | 56 58 | |
| | | | | | | | | 244 | H | Texas Southern | 58 59 | |
| | | | | | | | | 263 | A | Wichita St. | 39 76 | |
| | | | | | | | | 300 | H | Alabama A&M | 52 78 | |
| | | | | | | | | 321 | H | Mississippi Val. | 56 62 | |
| | | | | | | | | 350 | A | Alcorn | 59 57 | |
| LAST 12 Division I GAMES: | | | | | | | | | | | | |
| 181 | A | Grambling | 57 77 | 218 | H | Alabama St. | 56 58 | | | | | |
| 198 | H | Prairie View | 41 80 | 321 | H | Mississippi Val. | 56 62 | | | | | |
| 244 | H | Texas Southern | 58 59 | 129 | A | Minnesota | 42 84 | | | | | |
| 350 | A | Alcorn | 59 57 | 31 | A | Oregon St. | 33 89 | | | | | |
| 176 | A | Southern U. | 41 73 | 263 | A | Wichita St. | 39 76 | | | | | |
| 300 | H | Alabama A&M | 52 78 | | | | | | | | | |

Non-Div I Games: LeMoyne-Owen 52 43 Paul Quinn 68 52 Philander Smith 48 53 Tougaloo 68 60 Ark.-Pine Bluff

Arkansas

Through Games Of Feb. 3, 2019

| Average RPI Win: 182 | | WON-LOST | WINNING | LAST 10 | STRENGTH OF | OPP. STRENGTH | TEAM | ADJ. | CONF. | ADJ CONF. |
|----------------------|------|----------|-----------|----------------|-------------|---------------|------------|-------------|----------|-----------|
| Average RPI Loss: 45 | | RECORD | PCT. RANK | GAMES | SCHEDULE | OF SCHEDULE | RPI | RPI | RPI | RPI |
| DIV. I ONLY | | 16- 7 | 72 | 0- 1 | 103 | 58 | 73 | 73 | 5 | 5 |
| DIV. I NON-CONF. | | 11- 3 | 56 | 0- 0 | 155 | 117 | 62 | 62 | 5 | 5 |
| TOTALS | | RPI 1-25 | RPI 26-50 | | W-L RECORDS | | RPI 51-100 | RPI 101-150 | RPI 150+ | |
| 16- 7 | 0- 4 | 0- 1 | | OVERALL | | 2- 0 | 3- 2 | 11- 0 | | |
| 8- 4 | 0- 3 | 0- 0 | | HOME | | 1- 0 | 2- 1 | 5- 0 | | |
| 6- 2 | 0- 1 | 0- 1 | | AWAY | | 1- 0 | 1- 0 | 4- 0 | | |
| 2- 1 | 0- 0 | 0- 0 | | NEUTRAL | | 0- 0 | 0- 1 | 2- 0 | | |
| 11- 3 | 0- 2 | 0- 0 | | NON-CONFERENCE | | 1- 0 | 2- 1 | 8- 0 | | |
| 6- 1 | 0- 1 | 0- 0 | | HOME | | 1- 0 | 1- 0 | 4- 0 | | |
| 3- 1 | 0- 1 | 0- 0 | | AWAY | | 0- 0 | 1- 0 | 2- 0 | | |
| 2- 1 | 0- 0 | 0- 0 | | NEUTRAL | | 0- 0 | 0- 1 | 2- 0 | | |
| 5- 4 | 0- 2 | 0- 1 | | CONFERENCE | | 1- 0 | 1- 1 | 3- 0 | | |
| 2- 3 | 0- 2 | 0- 0 | | HOME | | 0- 0 | 1- 1 | 1- 0 | | |
| 3- 1 | 0- 0 | 0- 1 | | AWAY | | 1- 0 | 0- 0 | 2- 0 | | |
| 0- 0 | 0- 0 | 0- 0 | | NEUTRAL | | 0- 0 | 0- 0 | 0- 0 | | |

| RPI S | Opponent | Score | RPI S | Opponent | Score | RPI S | Opponent | Score | RPI S | Opponent | Score |
|---------------------------|-------------------|-------|-------|-------------------|-------|-------|-------------|-------|-------|---------------------|-------|
| 8 | H Mississippi St. | 69 93 | 35 | A Missouri | 53 71 | 57 | A Tennessee | 80 79 | 110 | H Georgia | 72 80 |
| 11 | A Iowa St. | 82 91 | | | | 100 | H Nebraska | 84 80 | 112 | H Alabama | 72 61 |
| 15 | H South Carolina | 79 87 | | | | | | | 113 | A UT Arlington | 66 65 |
| 17 | H Arizona St. | 85 88 | | | | | | | 122 | N Pittsburgh | 54 61 |
| | | | | | | | | | 142 | H Tennessee Tech | 65 42 |
| | | | | | | | | | 162 | A Tulsa | 61 59 |
| | | | | | | | | | 163 | A Abilene Christian | 80 68 |
| | | | | | | | | | 171 | H Vanderbilt | 83 62 |
| | | | | | | | | | 178 | N Wisconsin | 69 68 |
| | | | | | | | | | 183 | H Oral Roberts | 74 61 |
| | | | | | | | | | 198 | H Prairie View | 71 44 |
| | | | | | | | | | 201 | A Ole Miss | 85 55 |
| | | | | | | | | | 206 | A Florida | 83 73 |
| | | | | | | | | | 290 | N Tennessee St. | 79 55 |
| | | | | | | | | | 303 | H Jackson St. | 76 57 |
| | | | | | | | | | 336 | H Northwestern St. | 98 53 |
| LAST 12 Division I GAMES: | | | | | | | | | | | |
| 110 | H Georgia | 72 80 | 15 | H South Carolina | 79 87 | | | | | | |
| 206 | A Florida | 83 73 | 201 | A Ole Miss | 85 55 | | | | | | |
| 112 | H Alabama | 72 61 | 8 | H Mississippi St. | 69 93 | | | | | | |
| 57 | A Tennessee | 80 79 | 303 | H Jackson St. | 76 57 | | | | | | |
| 171 | H Vanderbilt | 83 62 | 162 | A Tulsa | 61 59 | | | | | | |
| 35 | A Missouri | 53 71 | 100 | H Nebraska | 84 80 | | | | | | |

Non-Div I Games:

Arkansas

■ Loss,
■ Non-Conf, S Site,
■ Home
■ Away
N Neutral

| Average RPI Win: | 240 | WON-LOST | WINNING | LAST 10 | STRENGTH OF | OPP. STRENGTH | TEAM | ADJ. | CONF. | ADJ CONF. |
|-------------------|----------|-----------|----------------|------------|-------------|---------------|------|------|-------|-----------|
| Average RPI Loss: | 107 | RECORD | PCT. RANK | GAMES | SCHEDULE | OF SCHEDULE | RPI | RPI | RPI | RPI |
| DIV. I ONLY | 8- 12 | 230 | 0- 1 | 120 | 146 | 182 | 182 | 13 | 13 | |
| DIV. I NON-CONF. | 5- 6 | 177 | 0- 0 | 162 | 112 | 183 | 183 | 15 | 15 | |
| TOTALS | RPI 1-25 | RPI 26-50 | W-L RECORDS | RPI 51-100 | RPI 101-150 | RPI 150+ | | | | |
| 8- 12 | 0- 1 | 0- 1 | OVERALL | 0- 4 | 1- 3 | 7- 3 | | | | |
| 6- 3 | 0- 0 | 0- 0 | HOME | 0- 0 | 0- 1 | 6- 2 | | | | |
| 2- 9 | 0- 1 | 0- 1 | AWAY | 0- 4 | 1- 2 | 1- 1 | | | | |
| 0- 0 | 0- 0 | 0- 0 | NEUTRAL | 0- 0 | 0- 0 | 0- 0 | | | | |
| 5- 6 | 0- 1 | 0- 1 | NON-CONFERENCE | 0- 2 | 0- 1 | 5- 1 | | | | |
| 4- 1 | 0- 0 | 0- 0 | HOME | 0- 0 | 0- 0 | 4- 1 | | | | |
| 1- 5 | 0- 1 | 0- 1 | AWAY | 0- 2 | 0- 1 | 1- 0 | | | | |
| 0- 0 | 0- 0 | 0- 0 | NEUTRAL | 0- 0 | 0- 0 | 0- 0 | | | | |
| 3- 6 | 0- 0 | 0- 0 | CONFERENCE | 0- 2 | 1- 2 | 2- 2 | | | | |
| 2- 2 | 0- 0 | 0- 0 | HOME | 0- 0 | 0- 1 | 2- 1 | | | | |
| 1- 4 | 0- 0 | 0- 0 | AWAY | 0- 2 | 1- 1 | 0- 1 | | | | |
| 0- 0 | 0- 0 | 0- 0 | NEUTRAL | 0- 0 | 0- 0 | 0- 0 | | | | |

| RPI 1-25 | | | | RPI 26-50 | | | | RPI 51-100 | | | | RPI 101+ Team's RPI: 182 | | | |
|---------------------------|---|-----------------|--------|-----------|---|------------------|-------|------------|---|--------------|-------|--------------------------|---|------------------|--------|
| RPI | S | Opponent | Score | RPI | S | Opponent | Score | RPI | S | Opponent | Score | RPI | S | Opponent | Score |
| 20 | A | Texas A&M | 56 97 | 35 | A | Missouri | 50 70 | 63 | A | Belmont | 55 74 | 107 | A | South Alabama | 77 64 |
| | | | | | | | | 80 | A | Little Rock | 55 68 | 113 | H | UT Arlington | 73 100 |
| | | | | | | | | 86 | A | Oklahoma St. | 60 62 | 134 | A | UT Martin | 91 97 |
| | | | | | | | | 91 | A | Troy | 79 87 | 139 | A | Appalachian St. | 67 75 |
| | | | | | | | | | | | | 157 | H | Louisiana Tech | 70 80 |
| | | | | | | | | | | | | 162 | H | Tulsa | 73 60 |
| | | | | | | | | | | | | 175 | H | Texas St. | 62 85 |
| | | | | | | | | | | | | 187 | A | Coastal Caro. | 72 88 |
| | | | | | | | | | | | | 214 | H | Memphis | 77 66 |
| | | | | | | | | | | | | 240 | H | Louisiana | 87 75 |
| | | | | | | | | | | | | 279 | A | UTEP | 67 66 |
| | | | | | | | | | | | | 289 | H | Murray St. | 74 63 |
| | | | | | | | | | | | | 310 | H | La.-Monroe | 64 54 |
| | | | | | | | | | | | | 321 | H | Mississippi Val. | 60 57 |
| LAST 12 Division I GAMES: | | | | | | | | | | | | | | | |
| 187 | A | Coastal Caro. | 72 88 | 80 | A | Little Rock | 55 68 | | | | | | | | |
| 139 | A | Appalachian St. | 67 75 | 310 | H | La.-Monroe | 64 54 | | | | | | | | |
| 175 | H | Texas St. | 62 85 | 240 | H | Louisiana | 87 75 | | | | | | | | |
| 113 | H | UT Arlington | 73 100 | 35 | A | Missouri | 50 70 | | | | | | | | |
| 91 | A | Troy | 79 87 | 63 | A | Belmont | 55 74 | | | | | | | | |
| 107 | A | South Alabama | 77 64 | 321 | H | Mississippi Val. | 60 57 | | | | | | | | |

Non-Div I Games:

Arkansas St.

■ Loss,
■ Non-Conf,
■ S Site,
■ Home
■ Away
N Neutral

| | | | | | | | | | | |
|-------------------|----------|-----------|----------------|------------|-------------|---------------|------|------|-------|-----------|
| Average RPI Win: | 301 | WON-LOST | WINNING | LAST 10 | STRENGTH OF | OPP. STRENGTH | TEAM | ADJ. | CONF. | ADJ CONF. |
| Average RPI Loss: | 171 | RECORD | PCT. RANK | GAMES | SCHEDULE | OF SCHEDULE | RPI | RPI | RPI | RPI |
| DIV. I ONLY | 7- 13 | 252 | 0- 1 | 300 | 271 | 296 | 296 | 19 | 19 | |
| DIV. I NON-CONF. | 4- 6 | 212 | 0- 0 | 317 | 324 | 300 | 300 | 22 | 22 | |
| TOTALS | RPI 1-25 | RPI 26-50 | W-L RECORDS | RPI 51-100 | RPI 101-150 | RPI 150+ | | | | |
| 7- 13 | 0- 0 | 0- 1 | OVERALL | 0- 2 | 0- 3 | 7- 7 | | | | |
| 5- 6 | 0- 0 | 0- 1 | HOME | 0- 1 | 0- 2 | 5- 2 | | | | |
| 2- 7 | 0- 0 | 0- 0 | AWAY | 0- 1 | 0- 1 | 2- 5 | | | | |
| 0- 0 | 0- 0 | 0- 0 | NEUTRAL | 0- 0 | 0- 0 | 0- 0 | | | | |
| 4- 6 | 0- 0 | 0- 0 | NON-CONFERENCE | 0- 2 | 0- 1 | 4- 3 | | | | |
| 2- 3 | 0- 0 | 0- 0 | HOME | 0- 1 | 0- 1 | 2- 1 | | | | |
| 2- 3 | 0- 0 | 0- 0 | AWAY | 0- 1 | 0- 0 | 2- 2 | | | | |
| 0- 0 | 0- 0 | 0- 0 | NEUTRAL | 0- 0 | 0- 0 | 0- 0 | | | | |
| 3- 7 | 0- 0 | 0- 1 | CONFERENCE | 0- 0 | 0- 2 | 3- 4 | | | | |
| 3- 3 | 0- 0 | 0- 1 | HOME | 0- 0 | 0- 1 | 3- 1 | | | | |
| 0- 4 | 0- 0 | 0- 0 | AWAY | 0- 0 | 0- 1 | 0- 3 | | | | |
| 0- 0 | 0- 0 | 0- 0 | NEUTRAL | 0- 0 | 0- 0 | 0- 0 | | | | |

| RPI 1-25 | | | | RPI 26-50 | | | | RPI 51-100 | | | | RPI 101+ | | | | Team's RPI: 296 | |
|---------------------------|---|----------|-------|-----------|---|------------|-------|------------|---|-----------------|-------|----------|---|----------------------|-------|-----------------|--|
| RPI | S | Opponent | Score | RPI | S | Opponent | Score | RPI | S | Opponent | Score | RPI | S | Opponent | Score | | |
| | | | | 48 | H | Bucknell | 52 66 | 51 | A | TCU | 38 63 | 101 | A | American | 51 61 | | |
| | | | | | | | | 90 | H | Yale | 51 62 | 125 | H | St. John's (NY) | 49 60 | | |
| | | | | | | | | | | | | 137 | H | Lehigh | 50 73 | | |
| | | | | | | | | | | | | 167 | A | Boston U. | 51 63 | | |
| | | | | | | | | | | | | 209 | A | Holy Cross | 39 58 | | |
| | | | | | | | | | | | | 216 | H | Navy | 55 52 | | |
| | | | | | | | | | | | | 232 | H | Colgate | 58 70 | | |
| | | | | | | | | | | | | 243 | A | Binghamton | 47 60 | | |
| | | | | | | | | | | | | 252 | H | Air Force | 60 71 | | |
| | | | | | | | | | | | | 254 | H | St. Francis Brooklyn | 69 57 | | |
| | | | | | | | | | | | | 265 | A | Columbia | 49 70 | | |
| | | | | | | | | | | | | 297 | A | Loyola Maryland | 51 70 | | |
| | | | | | | | | | | | | 297 | H | Loyola Maryland | 69 57 | | |
| | | | | | | | | | | | | 318 | H | Lafayette | 65 50 | | |
| | | | | | | | | | | | | 326 | A | Wagner | 61 46 | | |
| | | | | | | | | | | | | 343 | H | Fairleigh Dickinson | 62 40 | | |
| | | | | | | | | | | | | 351 | A | LIU Brooklyn | 57 42 | | |
| LAST 12 Division I GAMES: | | | | | | | | | | | | | | | | | |
| | | | | 232 | H | Colgate | 58 70 | 297 | A | Loyola Maryland | 51 70 | | | | | | |
| | | | | 137 | H | Lehigh | 50 73 | 48 | H | Bucknell | 52 66 | | | | | | |
| | | | | 209 | A | Holy Cross | 39 58 | 297 | H | Loyola Maryland | 69 57 | | | | | | |
| | | | | 216 | H | Navy | 55 52 | 167 | A | Boston U. | 51 63 | | | | | | |
| | | | | 318 | H | Lafayette | 65 50 | 90 | H | Yale | 51 62 | | | | | | |
| | | | | 101 | A | American | 51 61 | 326 | A | Wagner | 61 46 | | | | | | |

Non-Div I Games: Connecticut Col. 74 48

Army West Point

■ Loss,
 ■ Non-Conf,
 ■ S Site,
 ■ Home
 ■ Away
 N Neutral

| | | | | | | | | | | |
|----------------------|--|----------|-----------|----------------|-------------|---------------|-------------|----------|-------|-----------|
| Average RPI Win: 173 | | WON-LOST | WINNING | LAST 10 | STRENGTH OF | OPP. STRENGTH | TEAM | ADJ. | CONF. | ADJ CONF. |
| Average RPI Loss: 26 | | RECORD | PCT. RANK | GAMES | SCHEDULE | OF SCHEDULE | RPI | RPI | RPI | RPI |
| DIV. I ONLY | | 16- 5 | 45 | 1- 0 | 126 | 28 | 50 | 50 | 5 | 5 |
| DIV. I NON-CONF. | | 11- 1 | 13 | 1- 0 | 210 | 49 | 32 | 32 | 5 | 5 |
| TOTALS | | RPI 1-25 | RPI 26-50 | W-L RECORDS | | RPI 51-100 | RPI 101-150 | RPI 150+ | | |
| 16- 5 | | 1- 3 | 1- 1 | OVERALL | | 0- 1 | 3- 0 | 11- 0 | | |
| 7- 3 | | 0- 2 | 0- 0 | HOME | | 0- 1 | 2- 0 | 5- 0 | | |
| 7- 2 | | 0- 1 | 1- 1 | AWAY | | 0- 0 | 1- 0 | 5- 0 | | |
| 2- 0 | | 1- 0 | 0- 0 | NEUTRAL | | 0- 0 | 0- 0 | 1- 0 | | |
| 11- 1 | | 1- 1 | 1- 0 | NON-CONFERENCE | | 0- 0 | 1- 0 | 8- 0 | | |
| 6- 0 | | 0- 0 | 0- 0 | HOME | | 0- 0 | 1- 0 | 5- 0 | | |
| 3- 1 | | 0- 1 | 1- 0 | AWAY | | 0- 0 | 0- 0 | 2- 0 | | |
| 2- 0 | | 1- 0 | 0- 0 | NEUTRAL | | 0- 0 | 0- 0 | 1- 0 | | |
| 5- 4 | | 0- 2 | 0- 1 | CONFERENCE | | 0- 1 | 2- 0 | 3- 0 | | |
| 1- 3 | | 0- 2 | 0- 0 | HOME | | 0- 1 | 1- 0 | 0- 0 | | |
| 4- 1 | | 0- 0 | 0- 1 | AWAY | | 0- 0 | 1- 0 | 3- 0 | | |
| 0- 0 | | 0- 0 | 0- 0 | NEUTRAL | | 0- 0 | 0- 0 | 0- 0 | | |

| RPI | S | Opponent | Score | RPI | S | Opponent | Score | RPI | S | Opponent | Score | RPI | S | Opponent | Score |
|---------------------------|---|-----------------|--------------|-----|---|------------|--------------|-----|---|-----------------|--------------|-----|---|----------------|-------|
| 8 | H | Mississippi St. | 59 85 | 35 | A | Missouri | 65 74 | 57 | H | Tennessee | 69 78 | 110 | H | Georgia | 59 58 |
| 11 | A | Iowa St. | 64 67 | 39 | A | New Mexico | 79 76 | | | | | 112 | A | Alabama | 66 56 |
| 20 | H | Texas A&M | 67 69 | | | | | | | | | 145 | H | Oklahoma | 95 79 |
| 22 | N | North Carolina | 86 81 | | | | | | | | | 171 | A | Vanderbilt | 72 70 |
| LAST 12 Division I GAMES: | | | | | | | | | | | | | | | |
| 11 | A | Iowa St. | 64 67 | 39 | A | New Mexico | 79 76 | 8 | H | Mississippi St. | 59 85 | 112 | A | Alabama | 66 56 |
| 110 | H | Georgia | 59 58 | 201 | A | Ole Miss | 64 51 | 206 | A | Florida | 64 56 | 218 | H | Alabama St. | 83 50 |
| 201 | A | Ole Miss | 64 51 | 35 | A | Missouri | 65 74 | 57 | H | Tennessee | 69 78 | 240 | H | Louisiana | 71 59 |
| 35 | A | Missouri | 65 74 | 20 | H | Texas A&M | 67 69 | 217 | A | Vanderbilt | 72 70 | 259 | H | Samford | 73 46 |
| 20 | H | Texas A&M | 67 69 | 171 | A | Vanderbilt | 72 70 | 218 | H | Alabama St. | 83 50 | 281 | A | Saint Joseph's | 81 70 |

Non-Div I Games: Xavier (LA) 77 58

Auburn

■ Loss,
 ■ Non-Conf, S Site,
 ■ Home
 ■ Away
 N Neutral

| | | | | | | | | | | |
|-------------------|----------|-----------|----------------|------------|-------------|---------------|------|------|-------|-----------|
| Average RPI Win: | 257 | WON-LOST | WINNING | LAST 10 | STRENGTH OF | OPP. STRENGTH | TEAM | ADJ. | CONF. | ADJ CONF. |
| Average RPI Loss: | 201 | RECORD | PCT. RANK | GAMES | SCHEDULE | OF SCHEDULE | RPI | RPI | RPI | RPI |
| DIV. I ONLY | 8- 11 | 220 | 0- 0 | 329 | 263 | 284 | 284 | 22 | 22 | |
| DIV. I NON-CONF. | 3- 6 | 241 | 0- 0 | 347 | 267 | 344 | 344 | 20 | 20 | |
| TOTALS | RPI 1-25 | RPI 26-50 | W-L RECORDS | RPI 51-100 | RPI 101-150 | RPI 150+ | | | | |
| 8- 11 | 0- 0 | 0- 0 | OVERALL | 0- 2 | 2- 1 | 6- 8 | | | | |
| 6- 2 | 0- 0 | 0- 0 | HOME | 0- 1 | 1- 0 | 5- 1 | | | | |
| 2- 9 | 0- 0 | 0- 0 | AWAY | 0- 1 | 1- 1 | 1- 7 | | | | |
| 0- 0 | 0- 0 | 0- 0 | NEUTRAL | 0- 0 | 0- 0 | 0- 0 | | | | |
| 3- 6 | 0- 0 | 0- 0 | NON-CONFERENCE | 0- 1 | 0- 0 | 3- 5 | | | | |
| 3- 1 | 0- 0 | 0- 0 | HOME | 0- 0 | 0- 0 | 3- 1 | | | | |
| 0- 5 | 0- 0 | 0- 0 | AWAY | 0- 1 | 0- 0 | 0- 4 | | | | |
| 0- 0 | 0- 0 | 0- 0 | NEUTRAL | 0- 0 | 0- 0 | 0- 0 | | | | |
| 5- 5 | 0- 0 | 0- 0 | CONFERENCE | 0- 1 | 2- 1 | 3- 3 | | | | |
| 3- 1 | 0- 0 | 0- 0 | HOME | 0- 1 | 1- 0 | 2- 0 | | | | |
| 2- 4 | 0- 0 | 0- 0 | AWAY | 0- 0 | 1- 1 | 1- 3 | | | | |
| 0- 0 | 0- 0 | 0- 0 | NEUTRAL | 0- 0 | 0- 0 | 0- 0 | | | | |

| RPI 1-25 | | | RPI 26-50 | | | RPI 51-100 | | | RPI 101+ | | | Team's RPI: 284 |
|---------------------------|---|----------|-----------|-----|---|------------|------------------|-----|----------|----------|---------------------|-----------------|
| RPI | S | Opponent | Score | RPI | S | Opponent | Score | RPI | S | Opponent | Score | |
| | | | | | | 63 | H Belmont | 62 | 80 | 117 | H Morehead St. | 81 80 |
| | | | | | | 89 | A Cincinnati | 48 | 69 | 134 | A UT Martin | 65 74 |
| | | | | | | | | | | 142 | A Tennessee Tech | 72 65 |
| | | | | | | | | | | 171 | A Vanderbilt | 70 99 |
| | | | | | | | | | | 184 | A Illinois St. | 49 61 |
| | | | | | | | | | | 213 | A Southeast Mo. St. | 54 64 |
| | | | | | | | | | | 223 | A Jacksonville St. | 56 67 |
| | | | | | | | | | | 234 | A SIUE | 68 69 |
| | | | | | | | | | | 237 | A Western Ill. | 72 77 |
| | | | | | | | | | | 278 | A Eastern Ill. | 73 60 |
| | | | | | | | | | | 280 | H Northern Ky. | 52 48 |
| | | | | | | | | | | 290 | H Tennessee St. | 74 47 |
| | | | | | | | | | | 300 | H Alabama A&M | 75 58 |
| | | | | | | | | | | 321 | H Mississippi Val. | 89 95 |
| | | | | | | | | | | 323 | H Eastern Ky. | 100 65 |
| | | | | | | | | | | 324 | H Lipscomb | 70 58 |
| | | | | | | | | | | 337 | A Evansville | 52 56 |
| LAST 12 Division I GAMES: | | | | | | | | | | | | |
| | | | | | | 142 | A Tennessee Tech | 72 | 65 | 223 | A Jacksonville St. | 56 67 |
| | | | | | | 63 | H Belmont | 62 | 80 | 213 | A Southeast Mo. St. | 54 64 |
| | | | | | | 290 | H Tennessee St. | 74 | 47 | 117 | H Morehead St. | 81 80 |
| | | | | | | 278 | A Eastern Ill. | 73 | 60 | 323 | H Eastern Ky. | 100 65 |
| | | | | | | 234 | A SIUE | 68 | 69 | 337 | A Evansville | 52 56 |
| | | | | | | 134 | A UT Martin | 65 | 74 | 300 | H Alabama A&M | 75 58 |

Non-Div I Games: Christian Bros. 100 62 Trevecca Nazarene 90 78

Austin Peay

| | | | | | | | | | | |
|-------------------|----------|-----------|----------------|------------|-------------|---------------|------|------|-------|-----------|
| Average RPI Win: | 160 | WON-LOST | WINNING | LAST 10 | STRENGTH OF | OPP. STRENGTH | TEAM | ADJ. | CONF. | ADJ CONF. |
| Average RPI Loss: | 112 | RECORD | PCT. RANK | GAMES | SCHEDULE | OF SCHEDULE | RPI | RPI | RPI | RPI |
| DIV. I ONLY | 17- 5 | 37 | 0- 1 | 81 | 111 | 34 | 34 | 8 | 8 | |
| DIV. I NON-CONF. | 8- 3 | 72 | 0- 0 | 125 | 171 | 64 | 64 | 7 | 7 | |
| TOTALS | RPI 1-25 | RPI 26-50 | W-L RECORDS | RPI 51-100 | RPI 101-150 | RPI 150+ | | | | |
| 17- 5 | 1- 0 | 0- 2 | OVERALL | 3- 0 | 3- 2 | 10- 1 | | | | |
| 8- 1 | 1- 0 | 0- 1 | HOME | 0- 0 | 3- 0 | 4- 0 | | | | |
| 7- 4 | 0- 0 | 0- 1 | AWAY | 2- 0 | 0- 2 | 5- 1 | | | | |
| 2- 0 | 0- 0 | 0- 0 | NEUTRAL | 1- 0 | 0- 0 | 1- 0 | | | | |
| 8- 3 | 0- 0 | 0- 2 | NON-CONFERENCE | 1- 0 | 1- 0 | 6- 1 | | | | |
| 4- 1 | 0- 0 | 0- 1 | HOME | 0- 0 | 1- 0 | 3- 0 | | | | |
| 2- 2 | 0- 0 | 0- 1 | AWAY | 0- 0 | 0- 0 | 2- 1 | | | | |
| 2- 0 | 0- 0 | 0- 0 | NEUTRAL | 1- 0 | 0- 0 | 1- 0 | | | | |
| 9- 2 | 1- 0 | 0- 0 | CONFERENCE | 2- 0 | 2- 2 | 4- 0 | | | | |
| 4- 0 | 1- 0 | 0- 0 | HOME | 0- 0 | 2- 0 | 1- 0 | | | | |
| 5- 2 | 0- 0 | 0- 0 | AWAY | 2- 0 | 0- 2 | 3- 0 | | | | |
| 0- 0 | 0- 0 | 0- 0 | NEUTRAL | 0- 0 | 0- 0 | 0- 0 | | | | |

| RPI | S | Opponent | Score | RPI | S | Opponent | Score | Team's RPI: 34 | RPI | S | Opponent | Score | RPI | S | Opponent | Score |
|---------------------------|---|-------------------|-------|-----|---|------------------|-------|----------------|-----|---|-------------------|-------|-----|---|--------------------|-------|
| 12 | H | Gonzaga | 70 68 | 26 | H | California | 52 70 | | 51 | N | TCU | 61 58 | 111 | A | Loyola Marymount | 58 61 |
| | | | | 30 | A | Utah | 67 78 | | 52 | A | Saint Mary's (CA) | 74 73 | 111 | H | Loyola Marymount | 55 44 |
| | | | | | | | | | 79 | A | Pacific | 77 74 | 115 | H | Northern Colo. | 70 50 |
| | | | | | | | | | | | | | 138 | A | Pepperdine | 65 79 |
| | | | | | | | | | | | | | 138 | H | Pepperdine | 83 58 |
| | | | | | | | | | | | | | 166 | H | Portland | 79 71 |
| | | | | | | | | | | | | | 170 | H | UC Riverside | 72 70 |
| | | | | | | | | | | | | | 173 | A | Santa Clara | 54 44 |
| | | | | | | | | | | | | | 195 | A | Utah St. | 62 57 |
| | | | | | | | | | | | | | 197 | H | Eastern Wash. | 80 65 |
| | | | | | | | | | | | | | 221 | H | Colorado St. | 51 42 |
| | | | | | | | | | | | | | 228 | A | San Francisco | 67 59 |
| | | | | | | | | | | | | | 253 | A | San Diego | 65 56 |
| | | | | | | | | | | | | | 257 | A | Southern Utah | 64 67 |
| | | | | | | | | | | | | | 269 | A | Utah Valley | 77 51 |
| | | | | | | | | | | | | | 287 | N | California Baptist | 76 69 |
| LAST 12 Division I GAMES: | | | | | | | | | | | | | | | | |
| 111 | A | Loyola Marymount | 58 61 | 138 | A | Pepperdine | 65 79 | | | | | | | | | |
| 253 | A | San Diego | 65 56 | 111 | H | Loyola Marymount | 55 44 | | | | | | | | | |
| 166 | H | Portland | 79 71 | 138 | H | Pepperdine | 83 58 | | | | | | | | | |
| 12 | H | Gonzaga | 70 68 | 228 | A | San Francisco | 67 59 | | | | | | | | | |
| 52 | A | Saint Mary's (CA) | 74 73 | 173 | A | Santa Clara | 54 44 | | | | | | | | | |
| 79 | A | Pacific | 77 74 | 115 | H | Northern Colo. | 70 50 | | | | | | | | | |

Non-Div I Games:

BYU

■ Loss,
 ■ Non-Conf, S Site,
 ■ Home
 ■ Away
 N Neutral

| | | | | | | | | | | |
|-------------------|----------|-----------|----------------|------------|-------------|---------------|------|------|-------|-----------|
| Average RPI Win: | 177 | WON-LOST | WINNING | LAST 10 | STRENGTH OF | OPP. STRENGTH | TEAM | ADJ. | CONF. | ADJ CONF. |
| Average RPI Loss: | 86 | RECORD | PCT. RANK | GAMES | SCHEDULE | OF SCHEDULE | RPI | RPI | RPI | RPI |
| DIV. I ONLY | 6- 13 | 269 | 0- 1 | 47 | 79 | 180 | 180 | 7 | 7 | |
| DIV. I NON-CONF. | 4- 7 | 228 | 0- 1 | 123 | 28 | 207 | 207 | 8 | 8 | |
| TOTALS | RPI 1-25 | RPI 26-50 | W-L RECORDS | RPI 51-100 | RPI 101-150 | RPI 150+ | | | | |
| 6- 13 | 0- 1 | 0- 4 | OVERALL | 2- 5 | 1- 1 | 3- 2 | | | | |
| 5- 4 | 0- 0 | 0- 2 | HOME | 2- 0 | 0- 0 | 3- 2 | | | | |
| 1- 6 | 0- 1 | 0- 2 | AWAY | 0- 3 | 1- 0 | 0- 0 | | | | |
| 0- 3 | 0- 0 | 0- 0 | NEUTRAL | 0- 2 | 0- 1 | 0- 0 | | | | |
| 4- 7 | 0- 0 | 0- 2 | NON-CONFERENCE | 1- 3 | 1- 1 | 2- 1 | | | | |
| 3- 2 | 0- 0 | 0- 1 | HOME | 1- 0 | 0- 0 | 2- 1 | | | | |
| 1- 2 | 0- 0 | 0- 1 | AWAY | 0- 1 | 1- 0 | 0- 0 | | | | |
| 0- 3 | 0- 0 | 0- 0 | NEUTRAL | 0- 2 | 0- 1 | 0- 0 | | | | |
| 2- 6 | 0- 1 | 0- 2 | CONFERENCE | 1- 2 | 0- 0 | 1- 1 | | | | |
| 2- 2 | 0- 0 | 0- 1 | HOME | 1- 0 | 0- 0 | 1- 1 | | | | |
| 0- 4 | 0- 1 | 0- 1 | AWAY | 0- 2 | 0- 0 | 0- 0 | | | | |
| 0- 0 | 0- 0 | 0- 0 | NEUTRAL | 0- 0 | 0- 0 | 0- 0 | | | | |

| RPI 1-25 | | | | RPI 26-50 | | | | RPI 51-100 | | | | RPI 101+ Team's RPI: 180 | | | |
|---------------------------|---|---------------|-------|-----------|---|---------------|-------|------------|---|--------------|-------|--------------------------|---|---------------|-------|
| RPI | S | Opponent | Score | RPI | S | Opponent | Score | RPI | S | Opponent | Score | RPI | S | Opponent | Score |
| 25 | A | Buffalo | 65 77 | 41 | A | Ohio | 62 94 | 54 | A | Miami (OH) | 57 60 | 116 | A | Western Ky. | 86 83 |
| | | | | 41 | H | Ohio | 75 90 | 60 | N | Quinnipiac | 66 69 | 140 | N | Fordham | 70 78 |
| | | | | 44 | H | Purdue | 38 80 | 66 | A | Missouri St. | 54 74 | 171 | H | Vanderbilt | 43 60 |
| | | | | 45 | A | Butler | 47 64 | 70 | N | Duke | 62 79 | 220 | H | Bowling Green | 77 70 |
| | | | | | | | | 75 | H | Kent St. | 48 44 | 270 | H | Cleveland St. | 67 62 |
| | | | | | | | | 82 | A | Toledo | 58 65 | 283 | H | Western Mich. | 62 65 |
| | | | | | | | | 89 | H | Cincinnati | 75 63 | 290 | H | Tennessee St. | 90 51 |
| LAST 12 Division I GAMES: | | | | | | | | | | | | | | | |
| 70 | N | Duke | 62 79 | 60 | N | Quinnipiac | 66 69 | | | | | | | | |
| 41 | A | Ohio | 62 94 | 41 | H | Ohio | 75 90 | | | | | | | | |
| 283 | H | Western Mich. | 62 65 | 220 | H | Bowling Green | 77 70 | | | | | | | | |
| 75 | H | Kent St. | 48 44 | 82 | A | Toledo | 58 65 | | | | | | | | |
| 54 | A | Miami (OH) | 57 60 | 290 | H | Tennessee St. | 90 51 | | | | | | | | |
| 25 | A | Buffalo | 65 77 | 116 | A | Western Ky. | 86 83 | | | | | | | | |

Non-Div I Games: Urbana 99 62

Ball St.

■ Loss,
 ■ Non-Conf,
 ■ S Site,
 ■ H Home
 ■ A Away
 N Neutral

| Average RPI Win: | 97 | WON-LOST | WINNING | LAST 10 | STRENGTH OF | OPP. STRENGTH | TEAM | ADJ. | CONF. | ADJ CONF. |
|-------------------|----------|-----------|----------------|------------|-------------|---------------|------|------|-------|-----------|
| Average RPI Loss: | 5 | RECORD | PCT. RANK | GAMES | SCHEDULE | OF SCHEDULE | RPI | RPI | RPI | RPI |
| DIV. I ONLY | 19- 1 | 5 | 1- 0 | 9 | 11 | 2 | 2 | 3 | 3 | |
| DIV. I NON-CONF. | 10- 1 | 17 | 0- 0 | 16 | 14 | 4 | 4 | 3 | 3 | |
| TOTALS | RPI 1-25 | RPI 26-50 | W-L RECORDS | RPI 51-100 | RPI 101-150 | RPI 150+ | | | | |
| 19- 1 | 4- 1 | 1- 0 | OVERALL | 6- 0 | 4- 0 | 4- 0 | | | | |
| 10- 0 | 2- 0 | 0- 0 | HOME | 2- 0 | 2- 0 | 4- 0 | | | | |
| 7- 1 | 2- 1 | 0- 0 | AWAY | 3- 0 | 2- 0 | 0- 0 | | | | |
| 2- 0 | 0- 0 | 1- 0 | NEUTRAL | 1- 0 | 0- 0 | 0- 0 | | | | |
| 10- 1 | 3- 1 | 1- 0 | NON-CONFERENCE | 1- 0 | 1- 0 | 4- 0 | | | | |
| 6- 0 | 1- 0 | 0- 0 | HOME | 0- 0 | 1- 0 | 4- 0 | | | | |
| 2- 1 | 2- 1 | 0- 0 | AWAY | 0- 0 | 0- 0 | 0- 0 | | | | |
| 2- 0 | 0- 0 | 1- 0 | NEUTRAL | 1- 0 | 0- 0 | 0- 0 | | | | |
| 9- 0 | 1- 0 | 0- 0 | CONFERENCE | 5- 0 | 3- 0 | 0- 0 | | | | |
| 4- 0 | 1- 0 | 0- 0 | HOME | 2- 0 | 1- 0 | 0- 0 | | | | |
| 5- 0 | 0- 0 | 0- 0 | AWAY | 3- 0 | 2- 0 | 0- 0 | | | | |
| 0- 0 | 0- 0 | 0- 0 | NEUTRAL | 0- 0 | 0- 0 | 0- 0 | | | | |

| RPI | S | Opponent | Score | RPI | S | Opponent | Score | RPI | S | Opponent | Score | RPI | S | Opponent | Score |
|---------------------------|---|----------------|-------|-----|---|------------------|-------|-----|---|---------------|-------|-----|---|--------------------|--------|
| 5 | A | Stanford | 63 68 | 28 | N | South Dakota St. | 72 66 | 51 | A | TCU | 79 55 | 117 | H | Morehead St. | 96 58 |
| 6 | H | UConn | 68 57 | | | | | 58 | H | Kansas St. | 65 50 | 143 | A | Texas Tech | 73 56 |
| 11 | H | Iowa St. | 84 69 | | | | | 62 | H | West Virginia | 79 47 | 143 | H | Texas Tech | 96 37 |
| 15 | A | South Carolina | 94 69 | | | | | 86 | A | Oklahoma St. | 66 58 | 145 | A | Oklahoma | 74 53 |
| 17 | A | Arizona St. | 65 59 | | | | | 92 | A | Kansas | 94 68 | 176 | H | Southern U. | 94 49 |
| | | | | | | | | 93 | N | Georgetown | 67 46 | 192 | H | Nicholls St. | 100 39 |
| | | | | | | | | | | | | 205 | H | Saint Francis (PA) | 116 58 |
| | | | | | | | | | | | | 211 | H | UTRGV | 98 37 |
| LAST 12 Division I GAMES: | | | | | | | | | | | | | | | |
| 86 | A | Oklahoma St. | 66 58 | 143 | H | Texas Tech | 96 37 | | | | | | | | |
| 145 | A | Oklahoma | 74 53 | 58 | H | Kansas St. | 65 50 | | | | | | | | |
| 11 | H | Iowa St. | 84 69 | 143 | A | Texas Tech | 73 56 | | | | | | | | |
| 62 | H | West Virginia | 79 47 | 6 | H | UConn | 68 57 | | | | | | | | |
| 92 | A | Kansas | 94 68 | 211 | H | UTRGV | 98 37 | | | | | | | | |
| 51 | A | TCU | 79 55 | 5 | A | Stanford | 63 68 | | | | | | | | |

Non-Div I Games:

Baylor

■ Loss,
 ■ Non-Conf, S Site,
 ■ Home
 ■ Away
 N Neutral

Belmont

Through Games Of Feb. 3, 2019

| | | | | | | | | | | |
|-------------------|----------|-----------|----------------|------------|-------------|---------------|------|------|-------|-----------|
| Average RPI Win: | 207 | WON-LOST | WINNING | LAST 10 | STRENGTH OF | OPP. STRENGTH | TEAM | ADJ. | CONF. | ADJ CONF. |
| Average RPI Loss: | 67 | RECORD | PCT. RANK | GAMES | SCHEDULE | OF SCHEDULE | RPI | RPI | RPI | RPI |
| DIV. I ONLY | 16- 5 | 45 | 1- 0 | 137 | 160 | 63 | 63 | 22 | 22 | |
| DIV. I NON-CONF. | 7- 4 | 109 | 0- 0 | 60 | 47 | 43 | 43 | 20 | 20 | |
| TOTALS | RPI 1-25 | RPI 26-50 | W-L RECORDS | RPI 51-100 | RPI 101-150 | RPI 150+ | | | | |
| 16- 5 | 0- 1 | 0- 1 | OVERALL | 2- 2 | 3- 1 | 11- 0 | | | | |
| 9- 2 | 0- 0 | 0- 0 | HOME | 0- 1 | 2- 1 | 7- 0 | | | | |
| 7- 3 | 0- 1 | 0- 1 | AWAY | 2- 1 | 1- 0 | 4- 0 | | | | |
| 0- 0 | 0- 0 | 0- 0 | NEUTRAL | 0- 0 | 0- 0 | 0- 0 | | | | |
| 7- 4 | 0- 1 | 0- 1 | NON-CONFERENCE | 2- 2 | 1- 0 | 4- 0 | | | | |
| 3- 1 | 0- 0 | 0- 0 | HOME | 0- 1 | 0- 0 | 3- 0 | | | | |
| 4- 3 | 0- 1 | 0- 1 | AWAY | 2- 1 | 1- 0 | 1- 0 | | | | |
| 0- 0 | 0- 0 | 0- 0 | NEUTRAL | 0- 0 | 0- 0 | 0- 0 | | | | |
| 9- 1 | 0- 0 | 0- 0 | CONFERENCE | 0- 0 | 2- 1 | 7- 0 | | | | |
| 6- 1 | 0- 0 | 0- 0 | HOME | 0- 0 | 2- 1 | 4- 0 | | | | |
| 3- 0 | 0- 0 | 0- 0 | AWAY | 0- 0 | 0- 0 | 3- 0 | | | | |
| 0- 0 | 0- 0 | 0- 0 | NEUTRAL | 0- 0 | 0- 0 | 0- 0 | | | | |

| RPI 1-25 | | | | RPI 26-50 | | | | RPI 51-100 | | | | RPI 101+ | | | |
|---------------------------|---|-------------------|-------|-----------|---|------------------|--------|------------|---|--------------|-------|----------|---|-------------------|--------|
| RPI | S | Opponent | Score | RPI | S | Opponent | Score | RPI | S | Opponent | Score | RPI | S | Opponent | Score |
| 9 | A | NC State | 62 77 | 47 | A | Clemson | 62 65 | 57 | A | Tennessee | 76 84 | 117 | H | Morehead St. | 77 50 |
| | | | | | | | | 59 | A | Middle Tenn. | 45 38 | 130 | A | Chattanooga | 67 51 |
| | | | | | | | | 82 | H | Toledo | 69 78 | 134 | H | UT Martin | 100 86 |
| | | | | | | | | 83 | A | Wright St. | 79 63 | 142 | H | Tennessee Tech | 72 77 |
| | | | | | | | | | | | | 162 | H | Tulsa | 78 53 |
| | | | | | | | | | | | | 182 | H | Arkansas St. | 74 55 |
| | | | | | | | | | | | | 213 | H | Southeast Mo. St. | 91 57 |
| | | | | | | | | | | | | 223 | A | Jacksonville St. | 64 41 |
| | | | | | | | | | | | | 223 | H | Jacksonville St. | 66 52 |
| | | | | | | | | | | | | 280 | A | Northern Ky. | 71 53 |
| | | | | | | | | | | | | 284 | A | Austin Peay | 80 62 |
| | | | | | | | | | | | | 289 | A | Murray St. | 65 58 |
| | | | | | | | | | | | | 290 | H | Tennessee St. | 80 46 |
| | | | | | | | | | | | | 323 | H | Eastern Ky. | 69 43 |
| | | | | | | | | | | | | 324 | H | Lipscomb | 83 43 |
| LAST 12 Division I GAMES: | | | | | | | | | | | | | | | |
| 213 | H | Southeast Mo. St. | 91 57 | 134 | H | UT Martin | 100 86 | | | | | | | | |
| 284 | A | Austin Peay | 80 62 | 117 | H | Morehead St. | 77 50 | | | | | | | | |
| 289 | A | Murray St. | 65 58 | 142 | H | Tennessee Tech | 72 77 | | | | | | | | |
| 290 | H | Tennessee St. | 80 46 | 223 | H | Jacksonville St. | 66 52 | | | | | | | | |
| 223 | A | Jacksonville St. | 64 41 | 57 | A | Tennessee | 76 84 | | | | | | | | |
| 323 | H | Eastern Ky. | 69 43 | 182 | H | Arkansas St. | 74 55 | | | | | | | | |

Non-Div I Games:

Belmont

Loss, Non-Conf, S Site, H Home A Away N Neutral

| | | | | | | | | | | |
|-------------------|--------------|------------|----------------|------------|-------------|---------------|------------|-----------|-----------|-----------|
| Average RPI Win: | 299 | WON-LOST | WINNING | LAST 10 | STRENGTH OF | OPP. STRENGTH | TEAM | ADJ. | CONF. | ADJ CONF. |
| Average RPI Loss: | 201 | RECORD | PCT. RANK | GAMES | SCHEDULE | OF SCHEDULE | RPI | RPI | RPI | RPI |
| DIV. I ONLY | 10- 8 | 137 | 1- 0 | 350 | 289 | 258 | 258 | 32 | 32 | |
| DIV. I NON-CONF. | 5- 5 | 162 | 0- 0 | 342 | 191 | 249 | 249 | 32 | 32 | |
| TOTALS | RPI 1-25 | RPI 26-50 | W-L RECORDS | RPI 51-100 | RPI 101-150 | RPI 150+ | | | | |
| 10- 8 | 0- 0 | 0- 0 | OVERALL | 0- 0 | 0- 0 | 10- 8 | | | | |
| 5- 1 | 0- 0 | 0- 0 | HOME | 0- 0 | 0- 0 | 5- 1 | | | | |
| 4- 7 | 0- 0 | 0- 0 | AWAY | 0- 0 | 0- 0 | 4- 7 | | | | |
| 1- 0 | 0- 0 | 0- 0 | NEUTRAL | 0- 0 | 0- 0 | 1- 0 | | | | |
| 5- 5 | 0- 0 | 0- 0 | NON-CONFERENCE | 0- 0 | 0- 0 | 5- 5 | | | | |
| 3- 0 | 0- 0 | 0- 0 | HOME | 0- 0 | 0- 0 | 3- 0 | | | | |
| 1- 5 | 0- 0 | 0- 0 | AWAY | 0- 0 | 0- 0 | 1- 5 | | | | |
| 1- 0 | 0- 0 | 0- 0 | NEUTRAL | 0- 0 | 0- 0 | 1- 0 | | | | |
| 5- 3 | 0- 0 | 0- 0 | CONFERENCE | 0- 0 | 0- 0 | 5- 3 | | | | |
| 2- 1 | 0- 0 | 0- 0 | HOME | 0- 0 | 0- 0 | 2- 1 | | | | |
| 3- 2 | 0- 0 | 0- 0 | AWAY | 0- 0 | 0- 0 | 3- 2 | | | | |
| 0- 0 | 0- 0 | 0- 0 | NEUTRAL | 0- 0 | 0- 0 | 0- 0 | | | | |

| RPI 1-25 | | | RPI 26-50 | | | RPI 51-100 | | | RPI 101+ Team's RPI: 258 | | |
|---------------------------|---|--------------|--------------|-----|---|---------------|--------------|-----|--------------------------|---------------|--------------|
| RPI | S | Opponent | Score | RPI | S | Opponent | Score | RPI | S | Opponent | Score |
| | | | | | | | | 151 | A | South Fla. | 39 88 |
| | | | | | | | | 153 | A | Georgia St. | 57 62 |
| | | | | | | | | 158 | A | Charlotte | 69 73 |
| | | | | | | | | 174 | H | UMES | 52 64 |
| | | | | | | | | 206 | A | Florida | 53 64 |
| | | | | | | | | 215 | A | Jacksonville | 58 56 |
| | | | | | | | | 224 | A | Howard | 40 61 |
| | | | | | | | | 225 | H | Liberty | 81 76 |
| | | | | | | | | 268 | A | Norfolk St. | 50 57 |
| | | | | | | | | 272 | A | Ga. Southern | 76 77 |
| | | | | | | | | 282 | H | North Florida | 76 60 |
| | | | | | | | | 294 | N | Kennesaw St. | 64 61 |
| | | | | | | | | 302 | A | Morgan St. | 73 69 |
| | | | | | | | | 314 | H | FIU | 68 57 |
| | | | | | | | | 317 | A | Coppin St. | 71 65 |
| | | | | | | | | 345 | A | N.C. Central | 67 50 |
| | | | | | | | | 345 | H | N.C. Central | 72 54 |
| | | | | | | | | 347 | H | Delaware St. | 67 55 |
| LAST 12 Division I GAMES: | | | | | | | | | | | |
| 317 | A | Coppin St. | 71 65 | 345 | H | N.C. Central | 72 54 | | | | |
| 302 | A | Morgan St. | 73 69 | 345 | A | N.C. Central | 67 50 | | | | |
| 174 | H | UMES | 52 64 | 158 | A | Charlotte | 69 73 | | | | |
| 347 | H | Delaware St. | 67 55 | 153 | A | Georgia St. | 57 62 | | | | |
| 268 | A | Norfolk St. | 50 57 | 294 | N | Kennesaw St. | 64 61 | | | | |
| 224 | A | Howard | 40 61 | 282 | H | North Florida | 76 60 | | | | |

Non-Div I Games: Flagler 74 59 Edward Waters 73 46

Bethune-Cookman

Loss, Non-Conf, S Site, H Home A Away N Neutral

Binghamton

Through Games Of Feb. 3, 2019

| | | | | | | | | | | |
|-------------------|----------|-----------|----------------|------------|-------------|---------------|------|------|-------|-----------|
| Average RPI Win: | 274 | WON-LOST | WINNING | LAST 10 | STRENGTH OF | OPP. STRENGTH | TEAM | ADJ. | CONF. | ADJ CONF. |
| Average RPI Loss: | 165 | RECORD | PCT. RANK | GAMES | SCHEDULE | OF SCHEDULE | RPI | RPI | RPI | RPI |
| DIV. I ONLY | 7- 13 | 252 | 0- 1 | 164 | 277 | 243 | 243 | 23 | 23 | |
| DIV. I NON-CONF. | 3- 8 | 267 | 0- 0 | 86 | 272 | 238 | 238 | 25 | 25 | |
| TOTALS | RPI 1-25 | RPI 26-50 | W-L RECORDS | RPI 51-100 | RPI 101-150 | RPI 150+ | | | | |
| 7- 13 | 0- 2 | 0- 1 | OVERALL | 1- 1 | 0- 1 | 6- 8 | | | | |
| 5- 5 | 0- 0 | 0- 0 | HOME | 1- 0 | 0- 1 | 4- 4 | | | | |
| 2- 8 | 0- 2 | 0- 1 | AWAY | 0- 1 | 0- 0 | 2- 4 | | | | |
| 0- 0 | 0- 0 | 0- 0 | NEUTRAL | 0- 0 | 0- 0 | 0- 0 | | | | |
| 3- 8 | 0- 2 | 0- 1 | NON-CONFERENCE | 0- 0 | 0- 1 | 3- 4 | | | | |
| 3- 2 | 0- 0 | 0- 0 | HOME | 0- 0 | 0- 1 | 3- 1 | | | | |
| 0- 6 | 0- 2 | 0- 1 | AWAY | 0- 0 | 0- 0 | 0- 3 | | | | |
| 0- 0 | 0- 0 | 0- 0 | NEUTRAL | 0- 0 | 0- 0 | 0- 0 | | | | |
| 4- 5 | 0- 0 | 0- 0 | CONFERENCE | 1- 1 | 0- 0 | 3- 4 | | | | |
| 2- 3 | 0- 0 | 0- 0 | HOME | 1- 0 | 0- 0 | 1- 3 | | | | |
| 2- 2 | 0- 0 | 0- 0 | AWAY | 0- 1 | 0- 0 | 2- 1 | | | | |
| 0- 0 | 0- 0 | 0- 0 | NEUTRAL | 0- 0 | 0- 0 | 0- 0 | | | | |

| RPI 1-25 | | | | RPI 26-50 | | | | RPI 51-100 | | | | RPI 101+ Team's RPI: 243 | | | |
|---------------------------|---|------------|--------|-----------|---|--------------|-------|------------|---|----------|-------|--------------------------|---|---------------------|--------|
| RPI | S | Opponent | Score | RPI | S | Opponent | Score | RPI | S | Opponent | Score | RPI | S | Opponent | Score |
| 1 | A | Notre Dame | 53 103 | 41 | A | Ohio | 49 86 | 76 | A | Maine | 66 95 | 137 | H | Lehigh | 55 65 |
| 7 | A | Marquette | 40 93 | | | | | 97 | H | Hartford | 73 62 | 165 | H | Stony Brook | 56 65 |
| | | | | | | | | | | | | 194 | H | Rider | 57 62 |
| | | | | | | | | | | | | 226 | A | Dartmouth | 39 63 |
| | | | | | | | | | | | | 231 | A | Niagara | 72 79 |
| | | | | | | | | | | | | 236 | A | Albany (NY) | 56 61 |
| | | | | | | | | | | | | 236 | H | Albany (NY) | 62 71 |
| | | | | | | | | | | | | 247 | H | Cornell | 72 61 |
| | | | | | | | | | | | | 273 | H | Vermont | 57 58 |
| | | | | | | | | | | | | 296 | H | Army West Point | 60 47 |
| | | | | | | | | | | | | 301 | H | UMBC | 67 45 |
| | | | | | | | | | | | | 306 | A | UMass Lowell | 70 50 |
| | | | | | | | | | | | | 318 | A | Lafayette | 50 59 |
| | | | | | | | | | | | | 328 | A | New Hampshire | 71 62 |
| | | | | | | | | | | | | 343 | H | Fairleigh Dickinson | 73 54 |
| LAST 12 Division I GAMES: | | | | | | | | | | | | | | | |
| | | | | 97 | H | Hartford | 73 62 | | | | | 236 | H | Albany (NY) | 62 71 |
| | | | | 76 | A | Maine | 66 95 | | | | | 328 | A | New Hampshire | 71 62 |
| | | | | 306 | A | UMass Lowell | 70 50 | | | | | 236 | A | Albany (NY) | 56 61 |
| | | | | 273 | H | Vermont | 57 58 | | | | | 226 | A | Dartmouth | 39 63 |
| | | | | 301 | H | UMBC | 67 45 | | | | | 7 | A | Marquette | 40 93 |
| | | | | 165 | H | Stony Brook | 56 65 | | | | | 1 | A | Notre Dame | 53 103 |

Non-Div I Games: Charleston (WV) 69 62 Caldwell 73 54

Binghamton

Loss, Non-Conf, S Site, H Home A Away N Neutral

| | | | | | | | | | | |
|-------------------|----------|-----------|----------------|------------|-------------|---------------|------|------|-------|-----------|
| Average RPI Win: | 189 | WON-LOST | WINNING | LAST 10 | STRENGTH OF | OPP. STRENGTH | TEAM | ADJ. | CONF. | ADJ CONF. |
| Average RPI Loss: | 57 | RECORD | PCT. RANK | GAMES | SCHEDULE | OF SCHEDULE | RPI | RPI | RPI | RPI |
| DIV. I ONLY | 15- 3 | 21 | 1- 0 | 231 | 61 | 61 | 61 | 15 | 15 | |
| DIV. I NON-CONF. | 7- 2 | 58 | 1- 0 | 201 | 9 | 67 | 67 | 13 | 13 | |
| TOTALS | RPI 1-25 | RPI 26-50 | W-L RECORDS | RPI 51-100 | RPI 101-150 | RPI 150+ | | | | |
| 15- 3 | 0- 1 | 1- 1 | OVERALL | 2- 0 | 3- 1 | 9- 0 | | | | |
| 8- 1 | 0- 1 | 1- 0 | HOME | 0- 0 | 1- 0 | 6- 0 | | | | |
| 4- 2 | 0- 0 | 0- 1 | AWAY | 0- 0 | 2- 1 | 2- 0 | | | | |
| 3- 0 | 0- 0 | 0- 0 | NEUTRAL | 2- 0 | 0- 0 | 1- 0 | | | | |
| 7- 2 | 0- 1 | 0- 0 | NON-CONFERENCE | 2- 0 | 2- 1 | 3- 0 | | | | |
| 3- 1 | 0- 1 | 0- 0 | HOME | 0- 0 | 1- 0 | 2- 0 | | | | |
| 1- 1 | 0- 0 | 0- 0 | AWAY | 0- 0 | 1- 1 | 0- 0 | | | | |
| 3- 0 | 0- 0 | 0- 0 | NEUTRAL | 2- 0 | 0- 0 | 1- 0 | | | | |
| 8- 1 | 0- 0 | 1- 1 | CONFERENCE | 0- 0 | 1- 0 | 6- 0 | | | | |
| 5- 0 | 0- 0 | 1- 0 | HOME | 0- 0 | 0- 0 | 4- 0 | | | | |
| 3- 1 | 0- 0 | 0- 1 | AWAY | 0- 0 | 1- 0 | 2- 0 | | | | |
| 0- 0 | 0- 0 | 0- 0 | NEUTRAL | 0- 0 | 0- 0 | 0- 0 | | | | |

| RPI 1-25 | | | | RPI 26-50 | | | | RPI 51-100 | | | | RPI 101+ | | | |
|---------------------------|---|--------------|-------|-----------|---|--------------------|-------|------------|---|----------|-------|----------|---|--------------------|-------|
| RPI | S | Opponent | Score | RPI | S | Opponent | Score | RPI | S | Opponent | Score | RPI | S | Opponent | Score |
| 3 | H | Louisville | 55 74 | 46 | A | Wyoming | 52 64 | 94 | N | UNI | 61 60 | 123 | A | Washington St. | 71 95 |
| | | | | 46 | H | Wyoming | 72 64 | 95 | N | Idaho | 91 85 | 128 | A | Fresno St. | 72 60 |
| | | | | | | | | | | | | 136 | A | Washington | 73 69 |
| | | | | | | | | | | | | 144 | H | CSUN | 74 63 |
| | | | | | | | | | | | | 197 | H | Eastern Wash. | 67 55 |
| | | | | | | | | | | | | 205 | N | Saint Francis (PA) | 78 64 |
| | | | | | | | | | | | | 221 | H | Colorado St. | 70 57 |
| | | | | | | | | | | | | 241 | A | Nevada | 75 74 |
| | | | | | | | | | | | | 241 | H | Nevada | 80 65 |
| | | | | | | | | | | | | 251 | A | San Diego St. | 69 66 |
| | | | | | | | | | | | | 252 | H | Air Force | 79 48 |
| | | | | | | | | | | | | 257 | H | Southern Utah | 88 53 |
| | | | | | | | | | | | | 327 | H | San Jose St. | 99 68 |
| LAST 12 Division I GAMES: | | | | | | | | | | | | | | | |
| 241 | H | Nevada | 80 65 | 136 | A | Washington | 73 69 | | | | | | | | |
| 221 | H | Colorado St. | 70 57 | 327 | H | San Jose St. | 99 68 | | | | | | | | |
| 46 | A | Wyoming | 52 64 | 251 | A | San Diego St. | 69 66 | | | | | | | | |
| 252 | H | Air Force | 79 48 | 46 | H | Wyoming | 72 64 | | | | | | | | |
| 128 | A | Fresno St. | 72 60 | 257 | H | Southern Utah | 88 53 | | | | | | | | |
| 241 | A | Nevada | 75 74 | 205 | N | Saint Francis (PA) | 78 64 | | | | | | | | |

Non-Div I Games: Southern Ore. 91 46 Northwest Chrst. 93 26

Boise St.

Loss, Non-Conf, S Site, H Home A Away N Neutral

| | | | | | | | | | | |
|-------------------|----------|-----------|----------------|------------|-------------|---------------|------|------|-------|-----------|
| Average RPI Win: | 201 | WON-LOST | WINNING | LAST 10 | STRENGTH OF | OPP. STRENGTH | TEAM | ADJ. | CONF. | ADJ CONF. |
| Average RPI Loss: | 49 | RECORD | PCT. RANK | GAMES | SCHEDULE | OF SCHEDULE | RPI | RPI | RPI | RPI |
| DIV. I ONLY | 14- 8 | 97 | 1- 0 | 79 | 81 | 102 | 102 | 1 | 1 | |
| DIV. I NON-CONF. | 11- 2 | 31 | 1- 0 | 241 | 286 | 106 | 106 | 1 | 1 | |
| TOTALS | RPI 1-25 | RPI 26-50 | W-L RECORDS | RPI 51-100 | RPI 101-150 | RPI 150+ | | | | |
| 14- 8 | 0- 3 | 0- 2 | OVERALL | 3- 1 | 1- 2 | 10- 0 | | | | |
| 8- 6 | 0- 2 | 0- 1 | HOME | 1- 1 | 0- 2 | 7- 0 | | | | |
| 4- 2 | 0- 1 | 0- 1 | AWAY | 2- 0 | 1- 0 | 1- 0 | | | | |
| 2- 0 | 0- 0 | 0- 0 | NEUTRAL | 0- 0 | 0- 0 | 2- 0 | | | | |
| 11- 2 | 0- 0 | 0- 0 | NON-CONFERENCE | 1- 0 | 0- 2 | 10- 0 | | | | |
| 7- 2 | 0- 0 | 0- 0 | HOME | 0- 0 | 0- 2 | 7- 0 | | | | |
| 2- 0 | 0- 0 | 0- 0 | AWAY | 1- 0 | 0- 0 | 1- 0 | | | | |
| 2- 0 | 0- 0 | 0- 0 | NEUTRAL | 0- 0 | 0- 0 | 2- 0 | | | | |
| 3- 6 | 0- 3 | 0- 2 | CONFERENCE | 2- 1 | 1- 0 | 0- 0 | | | | |
| 1- 4 | 0- 2 | 0- 1 | HOME | 1- 1 | 0- 0 | 0- 0 | | | | |
| 2- 2 | 0- 1 | 0- 1 | AWAY | 1- 0 | 1- 0 | 0- 0 | | | | |
| 0- 0 | 0- 0 | 0- 0 | NEUTRAL | 0- 0 | 0- 0 | 0- 0 | | | | |

| RPI 1-25 | | | | RPI 26-50 | | | | RPI 51-100 | | | | RPI 101+ Team's RPI: 102 | | | |
|---------------------------|---|---------------|-------|-----------|---|--------------|--------|------------|---|---------------|-------|--------------------------|---|-----------------|--------|
| RPI | S | Opponent | Score | RPI | S | Opponent | Score | RPI | S | Opponent | Score | RPI | S | Opponent | Score |
| 1 | A | Notre Dame | 63 92 | 27 | A | Miami (FL) | 73 76 | 56 | H | Virginia Tech | 86 95 | 103 | H | Providence | 57 61 |
| 9 | H | NC State | 69 85 | 40 | H | Georgia Tech | 76 81 | 70 | H | Duke | 92 90 | 122 | A | Pittsburgh | 59 55 |
| 23 | H | Florida St. | 71 91 | | | | | 96 | A | Houston | 64 57 | 129 | H | Minnesota | 69 77 |
| | | | | | | | | 99 | A | Wake Forest | 65 64 | 167 | H | Boston U. | 78 51 |
| | | | | | | | | | | | | 194 | N | Rider | 112 61 |
| | | | | | | | | | | | | 199 | A | Rhode Island | 88 64 |
| | | | | | | | | | | | | 209 | H | Holy Cross | 89 63 |
| | | | | | | | | | | | | 226 | H | Dartmouth | 99 68 |
| | | | | | | | | | | | | 249 | H | Campbell | 76 56 |
| | | | | | | | | | | | | 265 | H | Columbia | 74 60 |
| | | | | | | | | | | | | 297 | N | Loyola Maryland | 73 47 |
| | | | | | | | | | | | | 299 | H | Bryant | 83 46 |
| | | | | | | | | | | | | 315 | H | Saint Peter's | 89 57 |
| LAST 12 Division I GAMES: | | | | | | | | | | | | | | | |
| 56 | H | Virginia Tech | 86 95 | 194 | N | Rider | 112 61 | | | | | | | | |
| 70 | H | Duke | 92 90 | 99 | A | Wake Forest | 65 64 | | | | | | | | |
| 27 | A | Miami (FL) | 73 76 | 9 | H | NC State | 69 85 | | | | | | | | |
| 1 | A | Notre Dame | 63 92 | 40 | H | Georgia Tech | 76 81 | | | | | | | | |
| 23 | H | Florida St. | 71 91 | 226 | H | Dartmouth | 99 68 | | | | | | | | |
| 122 | A | Pittsburgh | 59 55 | 249 | H | Campbell | 76 56 | | | | | | | | |

Non-Div I Games:

Boston College

■ Loss,
 ■ Non-Conf,
 ■ S Site,
 ■ H Home
 ■ A Away
 N Neutral

| | | | | | | | | | | |
|-------------------|----------|-----------|----------------|------------|-------------|---------------|------|------|-------|-----------|
| Average RPI Win: | 234 | WON-LOST | WINNING | LAST 10 | STRENGTH OF | OPP. STRENGTH | TEAM | ADJ. | CONF. | ADJ CONF. |
| Average RPI Loss: | 143 | RECORD | PCT. RANK | GAMES | SCHEDULE | OF SCHEDULE | RPI | RPI | RPI | RPI |
| DIV. I ONLY | 10- 10 | 160 | 0- 1 | 154 | 246 | 167 | 167 | 19 | 19 | |
| DIV. I NON-CONF. | 4- 6 | 212 | 0- 0 | 197 | 244 | 222 | 222 | 22 | 22 | |
| TOTALS | RPI 1-25 | RPI 26-50 | W-L RECORDS | RPI 51-100 | RPI 101-150 | RPI 150+ | | | | |
| 10- 10 | 0- 0 | 1- 1 | OVERALL | 0- 2 | 1- 3 | 8- 4 | | | | |
| 6- 3 | 0- 0 | 0- 1 | HOME | 0- 0 | 1- 1 | 5- 1 | | | | |
| 4- 7 | 0- 0 | 1- 0 | AWAY | 0- 2 | 0- 2 | 3- 3 | | | | |
| 0- 0 | 0- 0 | 0- 0 | NEUTRAL | 0- 0 | 0- 0 | 0- 0 | | | | |
| 4- 6 | 0- 0 | 0- 0 | NON-CONFERENCE | 0- 2 | 0- 2 | 4- 2 | | | | |
| 4- 0 | 0- 0 | 0- 0 | HOME | 0- 0 | 0- 0 | 4- 0 | | | | |
| 0- 6 | 0- 0 | 0- 0 | AWAY | 0- 2 | 0- 2 | 0- 2 | | | | |
| 0- 0 | 0- 0 | 0- 0 | NEUTRAL | 0- 0 | 0- 0 | 0- 0 | | | | |
| 6- 4 | 0- 0 | 1- 1 | CONFERENCE | 0- 0 | 1- 1 | 4- 2 | | | | |
| 2- 3 | 0- 0 | 0- 1 | HOME | 0- 0 | 1- 1 | 1- 1 | | | | |
| 4- 1 | 0- 0 | 1- 0 | AWAY | 0- 0 | 0- 0 | 3- 1 | | | | |
| 0- 0 | 0- 0 | 0- 0 | NEUTRAL | 0- 0 | 0- 0 | 0- 0 | | | | |

| RPI 1-25 | | | RPI 26-50 | | | RPI 51-100 | | | RPI 101+ Team's RPI: 167 | | |
|---------------------------|---|------------|-----------|-----|---|-----------------|-------|-----|--------------------------|-----------------|-------|
| RPI | S | Opponent | Score | RPI | S | Opponent | Score | RPI | S | Opponent | Score |
| | | | | 48 | A | Bucknell | 70 62 | 68 | A | Harvard | 47 67 |
| | | | | 48 | H | Bucknell | 58 62 | 84 | A | Northeastern | 51 81 |
| LAST 12 Division I GAMES: | | | | | | | | | | | |
| 318 | A | Lafayette | 47 44 | 48 | H | Bucknell | 58 62 | 101 | H | American | 51 64 |
| 216 | A | Navy | 49 35 | 297 | A | Loyola Maryland | 64 62 | 102 | A | Boston College | 51 78 |
| 101 | H | American | 51 64 | 48 | A | Bucknell | 70 62 | 137 | H | Lehigh | 58 45 |
| 209 | A | Holy Cross | 69 75 | 296 | H | Army West Point | 63 51 | 150 | A | Marist | 57 68 |
| 232 | H | Colgate | 72 81 | 68 | A | Harvard | 47 67 | 161 | H | Delaware | 72 61 |
| 137 | H | Lehigh | 58 45 | 102 | A | Boston College | 51 78 | 208 | A | Massachusetts | 55 66 |
| | | | | | | | | 209 | A | Holy Cross | 69 75 |
| | | | | | | | | 216 | A | Navy | 49 35 |
| | | | | | | | | 226 | A | Dartmouth | 44 64 |
| | | | | | | | | 232 | H | Colgate | 72 81 |
| | | | | | | | | 239 | H | Brown | 72 51 |
| | | | | | | | | 296 | H | Army West Point | 63 51 |
| | | | | | | | | 297 | A | Loyola Maryland | 64 62 |
| | | | | | | | | 299 | H | Bryant | 67 65 |
| | | | | | | | | 318 | A | Lafayette | 47 44 |
| | | | | | | | | 328 | H | New Hampshire | 60 39 |

Non-Div I Games:

Boston U.

Bowling Green

Through Games Of Feb. 3, 2019

| | | | | | | | | | | |
|-------------------|----------|-----------|----------------|------------|-------------|---------------|------|------|-------|-----------|
| Average RPI Win: | 260 | WON-LOST | WINNING | LAST 10 | STRENGTH OF | OPP. STRENGTH | TEAM | ADJ. | CONF. | ADJ CONF. |
| Average RPI Loss: | 137 | RECORD | PCT. RANK | GAMES | SCHEDULE | OF SCHEDULE | RPI | RPI | RPI | RPI |
| DIV. I ONLY | 6- 12 | 259 | 0- 1 | 121 | 255 | 220 | 220 | 7 | 7 | |
| DIV. I NON-CONF. | 6- 4 | 125 | 0- 0 | 179 | 331 | 137 | 137 | 8 | 8 | |
| TOTALS | RPI 1-25 | RPI 26-50 | W-L RECORDS | RPI 51-100 | RPI 101-150 | RPI 150+ | | | | |
| 6- 12 | 0- 1 | 0- 1 | OVERALL | 0- 3 | 0- 1 | 6- 6 | | | | |
| 4- 4 | 0- 0 | 0- 1 | HOME | 0- 2 | 0- 0 | 4- 1 | | | | |
| 2- 7 | 0- 1 | 0- 0 | AWAY | 0- 1 | 0- 1 | 2- 4 | | | | |
| 0- 1 | 0- 0 | 0- 0 | NEUTRAL | 0- 0 | 0- 0 | 0- 1 | | | | |
| 6- 4 | 0- 1 | 0- 0 | NON-CONFERENCE | 0- 0 | 0- 0 | 6- 3 | | | | |
| 4- 0 | 0- 0 | 0- 0 | HOME | 0- 0 | 0- 0 | 4- 0 | | | | |
| 2- 3 | 0- 1 | 0- 0 | AWAY | 0- 0 | 0- 0 | 2- 2 | | | | |
| 0- 1 | 0- 0 | 0- 0 | NEUTRAL | 0- 0 | 0- 0 | 0- 1 | | | | |
| 0- 8 | 0- 0 | 0- 1 | CONFERENCE | 0- 3 | 0- 1 | 0- 3 | | | | |
| 0- 4 | 0- 0 | 0- 1 | HOME | 0- 2 | 0- 0 | 0- 1 | | | | |
| 0- 4 | 0- 0 | 0- 0 | AWAY | 0- 1 | 0- 1 | 0- 2 | | | | |
| 0- 0 | 0- 0 | 0- 0 | NEUTRAL | 0- 0 | 0- 0 | 0- 0 | | | | |

| RPI 1-25 | | | | RPI 26-50 | | | | RPI 51-100 | | | | RPI 101+ Team's RPI: 220 | | | |
|---------------------------|---|--------------|-------|---------------|----|----------|-------|------------|-----|---------------|---------------|--------------------------|----|----------------|-------|
| RPI | S | Opponent | Score | RPI | S | Opponent | Score | RPI | S | Opponent | Score | RPI | S | Opponent | Score |
| 24 | A | Michigan St. | 69 99 | 41 | H | Ohio | 79 82 | 82 | A | Toledo | 56 76 | 149 | A | Akron | 71 74 |
| | | | | | | | | 82 | H | Toledo | 65 79 | 155 | N | Mercer | 63 76 |
| | | | | | | | | 98 | H | Northern Ill. | 52 66 | 169 | A | Xavier | 49 65 |
| | | | | | | | | | | | | 180 | A | Ball St. | 70 77 |
| | | | | | | | | | | | | 187 | A | Coastal Caro. | 80 81 |
| | | | | | | | | | | | | 191 | A | Eastern Mich. | 74 81 |
| | | | | | | | | | | | | 212 | H | Robert Morris | 61 60 |
| | | | | | | | | | | | | 227 | H | Loyola Chicago | 88 74 |
| | | | | | | | | | | | | 229 | H | Marshall | 99 76 |
| | | | | | | | | | | | | 267 | A | Canisius | 74 53 |
| | | | | | | | | | | | | 283 | H | Western Mich. | 82 84 |
| | | | | | | | | | | | | 291 | A | Valparaiso | 79 72 |
| | | | | | | | | | | | | 331 | H | Detroit Mercy | 79 73 |
| LAST 12 Division I GAMES: | | | | | | | | | | | | | | | |
| | | 41 | H | Ohio | 79 | 82 | | | 82 | A | Toledo | 56 | 76 | | |
| | | 191 | A | Eastern Mich. | 74 | 81 | | | 283 | H | Western Mich. | 82 | 84 | | |
| | | 82 | H | Toledo | 65 | 79 | | | 291 | A | Valparaiso | 79 | 72 | | |
| | | 98 | H | Northern Ill. | 52 | 66 | | | 331 | H | Detroit Mercy | 79 | 73 | | |
| | | 149 | A | Akron | 71 | 74 | | | 267 | A | Canisius | 74 | 53 | | |
| | | 180 | A | Ball St. | 70 | 77 | | | 169 | A | Xavier | 49 | 65 | | |

Non-Div I Games: Davis & Elkins 63 28

Bowling Green

■ Loss,
 ■ Non-Conf, S Site,
 ■ Home
 ■ Away
 N Neutral

| Average RPI Win: | 249 | WON-LOST | WINNING | LAST 10 | STRENGTH OF | OPP. STRENGTH | TEAM | ADJ. | CONF. | ADJ CONF. |
|-------------------|----------|-----------|----------------|------------|-------------|---------------|------|------|-------|-----------|
| Average RPI Loss: | 103 | RECORD | PCT. RANK | GAMES | SCHEDULE | OF SCHEDULE | RPI | RPI | RPI | RPI |
| DIV. I ONLY | 14- 5 | 59 | 1- 0 | 318 | 164 | 156 | 156 | 12 | 12 | |
| DIV. I NON-CONF. | 9- 1 | 29 | 1- 0 | 346 | 196 | 139 | 139 | 14 | 14 | |
| TOTALS | RPI 1-25 | RPI 26-50 | W-L RECORDS | RPI 51-100 | RPI 101-150 | RPI 150+ | | | | |
| 14- 5 | 0- 1 | 0- 1 | OVERALL | 0- 2 | 0- 0 | 14- 1 | | | | |
| 6- 3 | 0- 1 | 0- 0 | HOME | 0- 2 | 0- 0 | 6- 0 | | | | |
| 7- 2 | 0- 0 | 0- 1 | AWAY | 0- 0 | 0- 0 | 7- 1 | | | | |
| 1- 0 | 0- 0 | 0- 0 | NEUTRAL | 0- 0 | 0- 0 | 1- 0 | | | | |
| 9- 1 | 0- 0 | 0- 1 | NON-CONFERENCE | 0- 0 | 0- 0 | 9- 0 | | | | |
| 5- 0 | 0- 0 | 0- 0 | HOME | 0- 0 | 0- 0 | 5- 0 | | | | |
| 3- 1 | 0- 0 | 0- 1 | AWAY | 0- 0 | 0- 0 | 3- 0 | | | | |
| 1- 0 | 0- 0 | 0- 0 | NEUTRAL | 0- 0 | 0- 0 | 1- 0 | | | | |
| 5- 4 | 0- 1 | 0- 0 | CONFERENCE | 0- 2 | 0- 0 | 5- 1 | | | | |
| 1- 3 | 0- 1 | 0- 0 | HOME | 0- 2 | 0- 0 | 1- 0 | | | | |
| 4- 1 | 0- 0 | 0- 0 | AWAY | 0- 0 | 0- 0 | 4- 1 | | | | |
| 0- 0 | 0- 0 | 0- 0 | NEUTRAL | 0- 0 | 0- 0 | 0- 0 | | | | |

| RPI 1-25 | RPI 26-50 | RPI 51-100 | RPI 101+ Team's RPI: 156 |
|----------------------------|---------------------------|-------------------------|-------------------------------|
| RPI S Opponent Score | RPI S Opponent Score | RPI S Opponent Score | RPI S Opponent Score |
| 19 H Drake 63 92 | 44 A Purdue 61 74 | 66 H Missouri St. 56 68 | 154 H Southern Ill. 58 53 |
| | | 94 H UNI 78 81 | 161 N Delaware 59 47 |
| | | | 172 A Indiana St. 61 45 |
| | | | 184 A Illinois St. 79 68 |
| | | | 213 H Southeast Mo. St. 85 79 |
| | | | 227 A Loyola Chicago 69 56 |
| | | | 237 H Western Ill. 82 68 |
| | | | 270 A Cleveland St. 67 65 |
| | | | 278 H Eastern Ill. 67 64 |
| | | | 288 A Fla. Atlantic 80 59 |
| | | | 291 A Valparaiso 73 76 |
| | | | 304 H Oakland 73 64 |
| | | | 320 A Omaha 80 60 |
| | | | 337 A Evansville 75 68 |
| | | | 346 H Chicago St. 89 59 |
| LAST 12 Division I GAMES: | | | |
| 227 A Loyola Chicago 69 56 | 288 A Fla. Atlantic 80 59 | | |
| 291 A Valparaiso 73 76 | 337 A Evansville 75 68 | | |
| 184 A Illinois St. 79 68 | 94 H UNI 78 81 | | |
| 154 H Southern Ill. 58 53 | 19 H Drake 63 92 | | |
| 66 H Missouri St. 56 68 | 346 H Chicago St. 89 59 | | |
| 172 A Indiana St. 61 45 | 44 A Purdue 61 74 | | |

Non-Div I Games: Rockhurst 83 40

Bradley

■ Loss,
 ■ Non-Conf, S Site,
 ■ Home
 ■ Away
 N Neutral

| | | | | | | | | | | |
|-------------------|----------|-----------|----------------|------------|-------------|---------------|------|------|-------|-----------|
| Average RPI Win: | 269 | WON-LOST | WINNING | LAST 10 | STRENGTH OF | OPP. STRENGTH | TEAM | ADJ. | CONF. | ADJ CONF. |
| Average RPI Loss: | 136 | RECORD | PCT. RANK | GAMES | SCHEDULE | OF SCHEDULE | RPI | RPI | RPI | RPI |
| DIV. I ONLY | 7- 11 | 238 | 0- 1 | 218 | 223 | 239 | 239 | 11 | 11 | |
| DIV. I NON-CONF. | 6- 8 | 199 | 0- 1 | 288 | 262 | 245 | 245 | 10 | 10 | |
| TOTALS | RPI 1-25 | RPI 26-50 | W-L RECORDS | RPI 51-100 | RPI 101-150 | RPI 150+ | | | | |
| 7- 11 | 0- 1 | 0- 1 | OVERALL | 1- 4 | 0- 0 | 6- 5 | | | | |
| 4- 4 | 0- 0 | 0- 1 | HOME | 1- 1 | 0- 0 | 3- 2 | | | | |
| 2- 7 | 0- 1 | 0- 0 | AWAY | 0- 3 | 0- 0 | 2- 3 | | | | |
| 1- 0 | 0- 0 | 0- 0 | NEUTRAL | 0- 0 | 0- 0 | 1- 0 | | | | |
| 6- 8 | 0- 1 | 0- 1 | NON-CONFERENCE | 0- 2 | 0- 0 | 6- 4 | | | | |
| 3- 2 | 0- 0 | 0- 1 | HOME | 0- 0 | 0- 0 | 3- 1 | | | | |
| 2- 6 | 0- 1 | 0- 0 | AWAY | 0- 2 | 0- 0 | 2- 3 | | | | |
| 1- 0 | 0- 0 | 0- 0 | NEUTRAL | 0- 0 | 0- 0 | 1- 0 | | | | |
| 1- 3 | 0- 0 | 0- 0 | CONFERENCE | 1- 2 | 0- 0 | 0- 1 | | | | |
| 1- 2 | 0- 0 | 0- 0 | HOME | 1- 1 | 0- 0 | 0- 1 | | | | |
| 0- 1 | 0- 0 | 0- 0 | AWAY | 0- 1 | 0- 0 | 0- 0 | | | | |
| 0- 0 | 0- 0 | 0- 0 | NEUTRAL | 0- 0 | 0- 0 | 0- 0 | | | | |

| RPI 1-25 | | | | RPI 26-50 | | | | RPI 51-100 | | | | RPI 101+ Team's RPI: 239 | | | |
|---------------------------|---|---------------|---------|-----------|---|---------------|--------|------------|---|---------------|---------|--------------------------|---|-------------------|-------|
| RPI | S | Opponent | Score | RPI | S | Opponent | Score | RPI | S | Opponent | Score | RPI | S | Opponent | Score |
| 16 | A | Rutgers | 52 73 | 48 | H | Bucknell | 78 91 | 68 | H | Harvard | 83 100 | 167 | A | Boston U. | 51 72 |
| | | | | | | | | 76 | A | Maine | 96 102 | 199 | A | Rhode Island | 67 72 |
| | | | | | | | | 90 | A | Yale | 72 84 | 208 | H | Massachusetts | 61 90 |
| | | | | | | | | 90 | H | Yale | 86 71 | 209 | A | Holy Cross | 89 85 |
| | | | | | | | | 98 | A | Northern Ill. | 102 109 | 226 | H | Dartmouth | 61 81 |
| | | | | | | | | | | | | 298 | H | Central Conn. St. | 68 63 |
| | | | | | | | | | | | | 299 | A | Bryant | 57 75 |
| | | | | | | | | | | | | 299 | N | Bryant | 84 68 |
| | | | | | | | | | | | | 316 | H | Fairfield | 68 49 |
| | | | | | | | | | | | | 328 | H | New Hampshire | 76 70 |
| | | | | | | | | | | | | 346 | A | Chicago St. | 90 65 |
| LAST 12 Division I GAMES: | | | | | | | | | | | | | | | |
| 68 | H | Harvard | 83 100 | 199 | A | Rhode Island | 67 72 | | | | | | | | |
| 226 | H | Dartmouth | 61 81 | 346 | A | Chicago St. | 90 65 | | | | | | | | |
| 90 | A | Yale | 72 84 | 76 | A | Maine | 96 102 | | | | | | | | |
| 90 | H | Yale | 86 71 | 299 | N | Bryant | 84 68 | | | | | | | | |
| 16 | A | Rutgers | 52 73 | 48 | H | Bucknell | 78 91 | | | | | | | | |
| 98 | A | Northern Ill. | 102 109 | 208 | H | Massachusetts | 61 90 | | | | | | | | |

Non-Div I Games: Johnson & Wales (RI) 78 46 Adelphi 75 62

Brown

Loss, Non-Conf, S Site, H Home A Away N Neutral

| | | | | | | | | | | |
|-------------------|--------------|------------|----------------|------------|-------------|---------------|------------|-----------|-----------|-----------|
| Average RPI Win: | 274 | WON-LOST | WINNING | LAST 10 | STRENGTH OF | OPP. STRENGTH | TEAM | ADJ. | CONF. | ADJ CONF. |
| Average RPI Loss: | 195 | RECORD | PCT. RANK | GAMES | SCHEDULE | OF SCHEDULE | RPI | RPI | RPI | RPI |
| DIV. I ONLY | 6- 14 | 273 | 0- 1 | 284 | 320 | 299 | 299 | 31 | 31 | |
| DIV. I NON-CONF. | 2- 9 | 297 | 0- 1 | 190 | 221 | 291 | 291 | 31 | 31 | |
| TOTALS | RPI 1-25 | RPI 26-50 | W-L RECORDS | RPI 51-100 | RPI 101-150 | RPI 150+ | | | | |
| 6- 14 | 0- 0 | 0- 0 | OVERALL | 0- 3 | 0- 2 | 6- 9 | | | | |
| 4- 4 | 0- 0 | 0- 0 | HOME | 0- 1 | 0- 0 | 4- 3 | | | | |
| 2- 8 | 0- 0 | 0- 0 | AWAY | 0- 2 | 0- 1 | 2- 5 | | | | |
| 0- 2 | 0- 0 | 0- 0 | NEUTRAL | 0- 0 | 0- 1 | 0- 1 | | | | |
| 2- 9 | 0- 0 | 0- 0 | NON-CONFERENCE | 0- 3 | 0- 2 | 2- 4 | | | | |
| 1- 2 | 0- 0 | 0- 0 | HOME | 0- 1 | 0- 0 | 1- 1 | | | | |
| 1- 5 | 0- 0 | 0- 0 | AWAY | 0- 2 | 0- 1 | 1- 2 | | | | |
| 0- 2 | 0- 0 | 0- 0 | NEUTRAL | 0- 0 | 0- 1 | 0- 1 | | | | |
| 4- 5 | 0- 0 | 0- 0 | CONFERENCE | 0- 0 | 0- 0 | 4- 5 | | | | |
| 3- 2 | 0- 0 | 0- 0 | HOME | 0- 0 | 0- 0 | 3- 2 | | | | |
| 1- 3 | 0- 0 | 0- 0 | AWAY | 0- 0 | 0- 0 | 1- 3 | | | | |
| 0- 0 | 0- 0 | 0- 0 | NEUTRAL | 0- 0 | 0- 0 | 0- 0 | | | | |

| RPI 1-25 | | | | RPI 26-50 | | | | RPI 51-100 | | | | RPI 101+ Team's RPI: 299 | | | | | |
|---------------------------|---|---------------------|-------|-----------|-----|----------|----------------------|------------|----|---------------|-------|--------------------------|-----|----------|----------------------|----|----|
| RPI | S | Opponent | Score | RPI | S | Opponent | Score | RPI | S | Opponent | Score | RPI | S | Opponent | Score | | |
| | | | | | | | | 62 | A | West Virginia | 48 | 94 | 102 | A | Boston College | 46 | 83 |
| | | | | | | | | 76 | H | Maine | 57 | 74 | 103 | N | Providence | 64 | 72 |
| | | | | | | | | 97 | A | Hartford | 57 | 67 | 167 | A | Boston U. | 65 | 67 |
| | | | | | | | | | | | | | 205 | H | Saint Francis (PA) | 66 | 63 |
| | | | | | | | | | | | | | 209 | H | Holy Cross | 62 | 81 |
| | | | | | | | | | | | | | 212 | H | Robert Morris | 57 | 60 |
| | | | | | | | | | | | | | 239 | H | Brown | 75 | 57 |
| | | | | | | | | | | | | | 239 | N | Brown | 68 | 84 |
| | | | | | | | | | | | | | 242 | A | Sacred Heart | 48 | 49 |
| | | | | | | | | | | | | | 245 | A | Mt. St. Mary's | 73 | 68 |
| | | | | | | | | | | | | | 254 | H | St. Francis Brooklyn | 55 | 60 |
| | | | | | | | | | | | | | 298 | A | Central Conn. St. | 65 | 66 |
| | | | | | | | | | | | | | 298 | H | Central Conn. St. | 72 | 60 |
| | | | | | | | | | | | | | 306 | A | UMass Lowell | 58 | 57 |
| | | | | | | | | | | | | | 328 | A | New Hampshire | 74 | 79 |
| | | | | | | | | | | | | | 343 | A | Fairleigh Dickinson | 53 | 63 |
| | | | | | | | | | | | | | 351 | H | LIU Brooklyn | 69 | 62 |
| LAST 12 Division I GAMES: | | | | | | | | | | | | | | | | | |
| 298 | A | Central Conn. St. | 65 | 66 | 103 | N | Providence | 64 | 72 | | | | | | | | |
| 343 | A | Fairleigh Dickinson | 53 | 63 | 245 | A | Mt. St. Mary's | 73 | 68 | | | | | | | | |
| 298 | H | Central Conn. St. | 72 | 60 | 254 | H | St. Francis Brooklyn | 55 | 60 | | | | | | | | |
| 205 | H | Saint Francis (PA) | 66 | 63 | 351 | H | LIU Brooklyn | 69 | 62 | | | | | | | | |
| 212 | H | Robert Morris | 57 | 60 | 209 | H | Holy Cross | 62 | 81 | | | | | | | | |
| 242 | A | Sacred Heart | 48 | 49 | 97 | A | Hartford | 57 | 67 | | | | | | | | |

Non-Div I Games:

Bryant

| | | | | | | | | | | |
|-------------------|----------|-----------|----------------|------------|-------------|---------------|------|------|-------|-----------|
| Average RPI Win: | 215 | WON-LOST | WINNING | LAST 10 | STRENGTH OF | OPP. STRENGTH | TEAM | ADJ. | CONF. | ADJ CONF. |
| Average RPI Loss: | 69 | RECORD | PCT. RANK | GAMES | SCHEDULE | OF SCHEDULE | RPI | RPI | RPI | RPI |
| DIV. I ONLY | 18- 4 | 24 | 1- 0 | 152 | 195 | 48 | 48 | 19 | 19 | |
| DIV. I NON-CONF. | 9- 3 | 61 | 0- 0 | 114 | 149 | 37 | 37 | 22 | 22 | |
| TOTALS | RPI 1-25 | RPI 26-50 | W-L RECORDS | RPI 51-100 | RPI 101-150 | RPI 150+ | | | | |
| 18- 4 | 0- 2 | 0- 0 | OVERALL | 1- 1 | 3- 0 | 14- 1 | | | | |
| 7- 1 | 0- 0 | 0- 0 | HOME | 1- 0 | 3- 0 | 3- 1 | | | | |
| 9- 3 | 0- 2 | 0- 0 | AWAY | 0- 1 | 0- 0 | 9- 0 | | | | |
| 2- 0 | 0- 0 | 0- 0 | NEUTRAL | 0- 0 | 0- 0 | 2- 0 | | | | |
| 9- 3 | 0- 2 | 0- 0 | NON-CONFERENCE | 1- 1 | 1- 0 | 7- 0 | | | | |
| 4- 0 | 0- 0 | 0- 0 | HOME | 1- 0 | 1- 0 | 2- 0 | | | | |
| 3- 3 | 0- 2 | 0- 0 | AWAY | 0- 1 | 0- 0 | 3- 0 | | | | |
| 2- 0 | 0- 0 | 0- 0 | NEUTRAL | 0- 0 | 0- 0 | 2- 0 | | | | |
| 9- 1 | 0- 0 | 0- 0 | CONFERENCE | 0- 0 | 2- 0 | 7- 1 | | | | |
| 3- 1 | 0- 0 | 0- 0 | HOME | 0- 0 | 2- 0 | 1- 1 | | | | |
| 6- 0 | 0- 0 | 0- 0 | AWAY | 0- 0 | 0- 0 | 6- 0 | | | | |
| 0- 0 | 0- 0 | 0- 0 | NEUTRAL | 0- 0 | 0- 0 | 0- 0 | | | | |

| RPI 1-25 | | | | RPI 26-50 | | | | Team's RPI: 48 | | | | RPI 51-100 | | | | RPI 101+ | | | |
|---------------------------|---|-----------------|-------|-----------|---|-----------------|-------|----------------|---|------------|-------|------------|---|-----------------|-------|----------|---|----------|-------|
| RPI | S | Opponent | Score | RPI | S | Opponent | Score | RPI | S | Opponent | Score | RPI | S | Opponent | Score | RPI | S | Opponent | Score |
| 10 | A | Syracuse | 56 70 | | | | | 60 | H | Quinnipiac | 75 58 | 101 | H | American | 71 56 | | | | |
| 11 | A | Iowa St. | 61 86 | | | | | 88 | A | Drexel | 42 64 | 126 | H | Youngstown St. | 73 68 | | | | |
| | | | | | | | | | | | | 137 | H | Lehigh | 71 53 | | | | |
| | | | | | | | | | | | | 167 | A | Boston U. | 62 58 | | | | |
| | | | | | | | | | | | | 167 | H | Boston U. | 62 70 | | | | |
| | | | | | | | | | | | | 194 | H | Rider | 80 59 | | | | |
| | | | | | | | | | | | | 203 | A | St. Bonaventure | 77 46 | | | | |
| | | | | | | | | | | | | 208 | N | Massachusetts | 77 58 | | | | |
| | | | | | | | | | | | | 209 | H | Holy Cross | 75 71 | | | | |
| | | | | | | | | | | | | 216 | A | Navy | 77 43 | | | | |
| | | | | | | | | | | | | 230 | A | Monmouth | 70 32 | | | | |
| | | | | | | | | | | | | 232 | A | Colgate | 90 62 | | | | |
| | | | | | | | | | | | | 239 | A | Brown | 91 78 | | | | |
| | | | | | | | | | | | | 296 | A | Army West Point | 66 52 | | | | |
| | | | | | | | | | | | | 297 | A | Loyola Maryland | 75 57 | | | | |
| | | | | | | | | | | | | 316 | N | Fairfield | 77 54 | | | | |
| | | | | | | | | | | | | 318 | A | Lafayette | 56 47 | | | | |
| | | | | | | | | | | | | 329 | H | Iona | 81 43 | | | | |
| LAST 12 Division I GAMES: | | | | | | | | | | | | | | | | | | | |
| 216 | A | Navy | 77 43 | 167 | A | Boston U. | 62 58 | | | | | | | | | | | | |
| 209 | H | Holy Cross | 75 71 | 296 | A | Army West Point | 66 52 | | | | | | | | | | | | |
| 297 | A | Loyola Maryland | 75 57 | 167 | H | Boston U. | 62 70 | | | | | | | | | | | | |
| 232 | A | Colgate | 90 62 | 101 | H | American | 71 56 | | | | | | | | | | | | |
| 137 | H | Lehigh | 71 53 | 11 | A | Iowa St. | 61 86 | | | | | | | | | | | | |
| 318 | A | Lafayette | 56 47 | 126 | H | Youngstown St. | 73 68 | | | | | | | | | | | | |

Non-Div I Games:

Bucknell

Buffalo

Through Games Of Feb. 3, 2019

| | | | | | | | | | | |
|-------------------|----------|-----------|----------------|------------|-------------|---------------|------|------|-------|-----------|
| Average RPI Win: | 177 | WON-LOST | WINNING | LAST 10 | STRENGTH OF | OPP. STRENGTH | TEAM | ADJ. | CONF. | ADJ CONF. |
| Average RPI Loss: | 36 | RECORD | PCT. RANK | GAMES | SCHEDULE | OF SCHEDULE | RPI | RPI | RPI | RPI |
| DIV. I ONLY | 14- 5 | 59 | 0- 1 | 37 | 110 | 25 | 25 | 7 | 7 | |
| DIV. I NON-CONF. | 8- 3 | 72 | 0- 0 | 66 | 93 | 30 | 30 | 8 | 8 | |
| TOTALS | RPI 1-25 | RPI 26-50 | W-L RECORDS | RPI 51-100 | RPI 101-150 | RPI 150+ | | | | |
| 14- 5 | 0- 3 | 1- 1 | OVERALL | 3- 0 | 1- 1 | 9- 0 | | | | |
| 5- 2 | 0- 1 | 0- 1 | HOME | 1- 0 | 1- 0 | 3- 0 | | | | |
| 7- 3 | 0- 2 | 0- 0 | AWAY | 1- 0 | 0- 1 | 6- 0 | | | | |
| 2- 0 | 0- 0 | 1- 0 | NEUTRAL | 1- 0 | 0- 0 | 0- 0 | | | | |
| 8- 3 | 0- 2 | 1- 0 | NON-CONFERENCE | 1- 0 | 0- 1 | 6- 0 | | | | |
| 2- 1 | 0- 1 | 0- 0 | HOME | 0- 0 | 0- 0 | 2- 0 | | | | |
| 4- 2 | 0- 1 | 0- 0 | AWAY | 0- 0 | 0- 1 | 4- 0 | | | | |
| 2- 0 | 0- 0 | 1- 0 | NEUTRAL | 1- 0 | 0- 0 | 0- 0 | | | | |
| 6- 2 | 0- 1 | 0- 1 | CONFERENCE | 2- 0 | 1- 0 | 3- 0 | | | | |
| 3- 1 | 0- 0 | 0- 1 | HOME | 1- 0 | 1- 0 | 1- 0 | | | | |
| 3- 1 | 0- 1 | 0- 0 | AWAY | 1- 0 | 0- 0 | 2- 0 | | | | |
| 0- 0 | 0- 0 | 0- 0 | NEUTRAL | 0- 0 | 0- 0 | 0- 0 | | | | |

| RPI | S | Opponent | Score |
|-----|---|---------------|--------|
| 4 | A | Oregon | 82 102 |
| 5 | H | Stanford | 55 62 |
| 21 | A | Central Mich. | 65 76 |

| RPI | S | Opponent | Score |
|-----|---|------------------|-------|
| 28 | N | South Dakota St. | 61 55 |
| 41 | H | Ohio | 71 74 |

| RPI | S | Opponent | Score |
|-----|---|---------------|-------|
| 54 | A | Miami (OH) | 66 59 |
| 93 | N | Georgetown | 73 64 |
| 98 | H | Northern Ill. | 93 64 |

| RPI | S | Opponent | Score |
|-----|---|-------------------|-------|
| 108 | A | Dayton | 59 72 |
| 149 | H | Akron | 91 72 |
| 174 | A | UMES | 69 63 |
| 180 | H | Ball St. | 77 65 |
| 191 | A | Eastern Mich. | 91 84 |
| 203 | H | St. Bonaventure | 90 43 |
| 226 | A | Dartmouth | 75 69 |
| 231 | H | Niagara | 88 61 |
| 267 | A | Canisius | 84 66 |
| 283 | A | Western Mich. | 61 59 |
| 298 | A | Central Conn. St. | 82 69 |

LAST 12 Division I GAMES:

| | | | | | | | |
|-----|---|---------------|-------|-----|---|-----------------|-------|
| 98 | H | Northern Ill. | 93 64 | 21 | A | Central Mich. | 65 76 |
| 149 | H | Akron | 91 72 | 41 | H | Ohio | 71 74 |
| 283 | A | Western Mich. | 61 59 | 203 | H | St. Bonaventure | 90 43 |
| 180 | H | Ball St. | 77 65 | 5 | H | Stanford | 55 62 |
| 54 | A | Miami (OH) | 66 59 | 226 | A | Dartmouth | 75 69 |
| 191 | A | Eastern Mich. | 91 84 | 108 | A | Dayton | 59 72 |

Non-Div I Games:

Buffalo

■ Loss,
 ■ Non-Conf, S Site,
 ■ Home
 ■ Away
 N Neutral

| Average RPI Win: | 168 | WON-LOST | WINNING | LAST 10 | STRENGTH OF | OPP. STRENGTH | TEAM | ADJ. | CONF. | ADJ CONF. |
|-------------------|----------|-----------|----------------|------------|-------------|---------------|------|------|-------|-----------|
| Average RPI Loss: | 57 | RECORD | PCT. RANK | GAMES | SCHEDULE | OF SCHEDULE | RPI | RPI | RPI | RPI |
| DIV. I ONLY | 17- 5 | 37 | 0- 1 | 108 | 76 | 45 | 45 | 6 | 6 | |
| DIV. I NON-CONF. | 10- 1 | 17 | 0- 0 | 247 | 186 | 50 | 50 | 4 | 4 | |
| TOTALS | RPI 1-25 | RPI 26-50 | W-L RECORDS | RPI 51-100 | RPI 101-150 | RPI 150+ | | | | |
| 17- 5 | 0- 1 | 1- 2 | OVERALL | 1- 0 | 6- 2 | 9- 0 | | | | |
| 9- 2 | 0- 1 | 0- 1 | HOME | 0- 0 | 2- 0 | 7- 0 | | | | |
| 6- 3 | 0- 0 | 1- 1 | AWAY | 1- 0 | 3- 2 | 1- 0 | | | | |
| 2- 0 | 0- 0 | 0- 0 | NEUTRAL | 0- 0 | 1- 0 | 1- 0 | | | | |
| 10- 1 | 0- 0 | 0- 1 | NON-CONFERENCE | 0- 0 | 2- 0 | 8- 0 | | | | |
| 7- 0 | 0- 0 | 0- 0 | HOME | 0- 0 | 0- 0 | 7- 0 | | | | |
| 1- 1 | 0- 0 | 0- 1 | AWAY | 0- 0 | 1- 0 | 0- 0 | | | | |
| 2- 0 | 0- 0 | 0- 0 | NEUTRAL | 0- 0 | 1- 0 | 1- 0 | | | | |
| 7- 4 | 0- 1 | 1- 1 | CONFERENCE | 1- 0 | 4- 2 | 1- 0 | | | | |
| 2- 2 | 0- 1 | 0- 1 | HOME | 0- 0 | 2- 0 | 0- 0 | | | | |
| 5- 2 | 0- 0 | 1- 0 | AWAY | 1- 0 | 2- 2 | 1- 0 | | | | |
| 0- 0 | 0- 0 | 0- 0 | NEUTRAL | 0- 0 | 0- 0 | 0- 0 | | | | |

| RPI S | Opponent | Score | RPI S | Opponent | Score | Team's RPI: 45 | RPI S | Opponent | Score | RPI S | Opponent | Score |
|---------------------------|-------------------|-------|-------|-------------------|-------|----------------|-------|--------------|-------|-------|-------------------|-------|
| 7 | H Marquette | 58 87 | 32 | A Indiana | 46 66 | | 93 | A Georgetown | 59 50 | 103 | A Providence | 68 74 |
| | | | 37 | H DePaul | 78 86 | | | | | 105 | A Creighton | 75 43 |
| | | | 43 | A Villanova | 63 55 | | | | | 106 | A Seton Hall | 62 83 |
| | | | | | | | | | | 106 | H Seton Hall | 62 59 |
| | | | | | | | | | | 109 | N Ohio St. | 66 53 |
| | | | | | | | | | | 125 | A St. John's (NY) | 73 68 |
| | | | | | | | | | | 125 | H St. John's (NY) | 66 45 |
| | | | | | | | | | | 149 | A Akron | 63 47 |
| | | | | | | | | | | 169 | A Xavier | 63 41 |
| | | | | | | | | | | 172 | H Indiana St. | 72 49 |
| | | | | | | | | | | 180 | H Ball St. | 64 47 |
| | | | | | | | | | | 184 | H Illinois St. | 58 56 |
| | | | | | | | | | | 191 | N Eastern Mich. | 73 63 |
| | | | | | | | | | | 237 | H Western Ill. | 92 51 |
| | | | | | | | | | | 278 | H Eastern Ill. | 72 37 |
| | | | | | | | | | | 289 | H Murray St. | 86 65 |
| | | | | | | | | | | 306 | H UMass Lowell | 89 36 |
| LAST 12 Division I GAMES: | | | | | | | | | | | | |
| 125 | A St. John's (NY) | 73 68 | 106 | A Seton Hall | 62 83 | | | | | | | |
| 7 | H Marquette | 58 87 | 125 | H St. John's (NY) | 66 45 | | | | | | | |
| 37 | H DePaul | 78 86 | 106 | H Seton Hall | 62 59 | | | | | | | |
| 105 | A Creighton | 75 43 | 93 | A Georgetown | 59 50 | | | | | | | |
| 103 | A Providence | 68 74 | 43 | A Villanova | 63 55 | | | | | | | |
| 169 | A Xavier | 63 41 | 191 | N Eastern Mich. | 73 63 | | | | | | | |

Non-Div I Games:

Butler

■ Loss,
■ Non-Conf,
■ S Site,
■ H Home
■ A Away
N Neutral

CSU Bakersfield

Through Games Of Feb. 3, 2019

| | | | | | | | | | | |
|-------------------|----------|-----------|----------------|------------|-------------|---------------|------|------|-------|-----------|
| Average RPI Win: | 264 | WON-LOST | WINNING | LAST 10 | STRENGTH OF | OPP. STRENGTH | TEAM | ADJ. | CONF. | ADJ CONF. |
| Average RPI Loss: | 219 | RECORD | PCT. RANK | GAMES | SCHEDULE | OF SCHEDULE | RPI | RPI | RPI | RPI |
| DIV. I ONLY | 7- 12 | 242 | 1- 0 | 324 | 318 | 277 | 277 | 30 | 30 | |
| DIV. I NON-CONF. | 2- 9 | 297 | 0- 0 | 282 | 276 | 314 | 314 | 30 | 30 | |
| TOTALS | RPI 1-25 | RPI 26-50 | W-L RECORDS | RPI 51-100 | RPI 101-150 | RPI 150+ | | | | |
| 7- 12 | 0- 0 | 0- 1 | OVERALL | 1- 0 | 0- 0 | 6- 11 | | | | |
| 2- 3 | 0- 0 | 0- 0 | HOME | 1- 0 | 0- 0 | 1- 3 | | | | |
| 5- 9 | 0- 0 | 0- 1 | AWAY | 0- 0 | 0- 0 | 5- 8 | | | | |
| 0- 0 | 0- 0 | 0- 0 | NEUTRAL | 0- 0 | 0- 0 | 0- 0 | | | | |
| 2- 9 | 0- 0 | 0- 1 | NON-CONFERENCE | 1- 0 | 0- 0 | 1- 8 | | | | |
| 1- 1 | 0- 0 | 0- 0 | HOME | 1- 0 | 0- 0 | 0- 1 | | | | |
| 1- 8 | 0- 0 | 0- 1 | AWAY | 0- 0 | 0- 0 | 1- 7 | | | | |
| 0- 0 | 0- 0 | 0- 0 | NEUTRAL | 0- 0 | 0- 0 | 0- 0 | | | | |
| 5- 3 | 0- 0 | 0- 0 | CONFERENCE | 0- 0 | 0- 0 | 5- 3 | | | | |
| 1- 2 | 0- 0 | 0- 0 | HOME | 0- 0 | 0- 0 | 1- 2 | | | | |
| 4- 1 | 0- 0 | 0- 0 | AWAY | 0- 0 | 0- 0 | 4- 1 | | | | |
| 0- 0 | 0- 0 | 0- 0 | NEUTRAL | 0- 0 | 0- 0 | 0- 0 | | | | |

| RPI 1-25 | | | RPI 26-50 | | | RPI 51-100 | | | RPI 101+ Team's RPI: 277 | | |
|---------------------------|---|--------------------|-----------|-----|---|--------------|-------|-----|--------------------------|--------------------|-------|
| RPI | S | Opponent | Score | RPI | S | Opponent | Score | RPI | S | Opponent | Score |
| | | | | 31 | A | Oregon St. | 52 92 | 83 | H | Wright St. | 76 74 |
| | | | | | | | | 152 | A | UC Irvine | 78 85 |
| | | | | | | | | 159 | H | New Mexico St. | 59 61 |
| | | | | | | | | 170 | H | UC Riverside | 67 79 |
| | | | | | | | | 177 | A | North Texas | 59 71 |
| | | | | | | | | 204 | A | SMU | 43 49 |
| | | | | | | | | 211 | H | UTRGV | 68 63 |
| | | | | | | | | 219 | A | UMKC | 67 57 |
| | | | | | | | | 255 | A | Cal St. Fullerton | 56 64 |
| | | | | | | | | 269 | A | Utah Valley | 70 78 |
| | | | | | | | | 279 | A | UTEP | 47 53 |
| | | | | | | | | 287 | H | California Baptist | 45 68 |
| | | | | | | | | 305 | A | UC Santa Barbara | 56 48 |
| | | | | | | | | 320 | A | Omaha | 46 53 |
| | | | | | | | | 327 | A | San Jose St. | 72 82 |
| | | | | | | | | 340 | A | Grand Canyon | 59 46 |
| | | | | | | | | 341 | A | Seattle U | 70 60 |
| | | | | | | | | 346 | A | Chicago St. | 67 56 |
| LAST 12 Division I GAMES: | | | | | | | | | | | |
| 287 | H | California Baptist | 45 68 | 340 | A | Grand Canyon | 59 46 | | | | |
| 346 | A | Chicago St. | 67 56 | 341 | A | Seattle U | 70 60 | | | | |
| 219 | A | UMKC | 67 57 | 170 | H | UC Riverside | 67 79 | | | | |
| 159 | H | New Mexico St. | 59 61 | 31 | A | Oregon St. | 52 92 | | | | |
| 211 | H | UTRGV | 68 63 | 177 | A | North Texas | 59 71 | | | | |
| 269 | A | Utah Valley | 70 78 | 204 | A | SMU | 43 49 | | | | |

Non-Div I Games: Whittier 74 46 Westcliff 91 37

CSU Bakersfield

Loss, Non-Conf, S Site, H Home A Away N Neutral

| | | | | | | | | | | |
|-------------------|----------|-----------|----------------|------------|-------------|---------------|------|------|-------|-----------|
| Average RPI Win: | 248 | WON-LOST | WINNING | LAST 10 | STRENGTH OF | OPP. STRENGTH | TEAM | ADJ. | CONF. | ADJ CONF. |
| Average RPI Loss: | 68 | RECORD | PCT. RANK | GAMES | SCHEDULE | OF SCHEDULE | RPI | RPI | RPI | RPI |
| DIV. I ONLY | 11- 11 | 160 | 0- 1 | 131 | 126 | 144 | 144 | 21 | 21 | |
| DIV. I NON-CONF. | 6- 8 | 199 | 0- 1 | 126 | 50 | 161 | 161 | 21 | 21 | |
| TOTALS | RPI 1-25 | RPI 26-50 | W-L RECORDS | RPI 51-100 | RPI 101-150 | RPI 150+ | | | | |
| 11- 11 | 0- 2 | 0- 1 | OVERALL | 0- 6 | 1- 1 | 10- 1 | | | | |
| 7- 3 | 0- 0 | 0- 0 | HOME | 0- 2 | 1- 1 | 6- 0 | | | | |
| 4- 8 | 0- 2 | 0- 1 | AWAY | 0- 4 | 0- 0 | 4- 1 | | | | |
| 0- 0 | 0- 0 | 0- 0 | NEUTRAL | 0- 0 | 0- 0 | 0- 0 | | | | |
| 6- 8 | 0- 2 | 0- 1 | NON-CONFERENCE | 0- 4 | 1- 1 | 5- 0 | | | | |
| 4- 2 | 0- 0 | 0- 0 | HOME | 0- 1 | 1- 1 | 3- 0 | | | | |
| 2- 6 | 0- 2 | 0- 1 | AWAY | 0- 3 | 0- 0 | 2- 0 | | | | |
| 0- 0 | 0- 0 | 0- 0 | NEUTRAL | 0- 0 | 0- 0 | 0- 0 | | | | |
| 5- 3 | 0- 0 | 0- 0 | CONFERENCE | 0- 2 | 0- 0 | 5- 1 | | | | |
| 3- 1 | 0- 0 | 0- 0 | HOME | 0- 1 | 0- 0 | 3- 0 | | | | |
| 2- 2 | 0- 0 | 0- 0 | AWAY | 0- 1 | 0- 0 | 2- 1 | | | | |
| 0- 0 | 0- 0 | 0- 0 | NEUTRAL | 0- 0 | 0- 0 | 0- 0 | | | | |

| RPI 1-25 | | | | RPI 26-50 | | | | RPI 51-100 | | | | RPI 101+ Team's RPI: 144 | | | |
|---------------------------|---|-------------------|-------|-----------|---|---------------------|-------|------------|---|---------------------|-------|--------------------------|---|--------------------|-------|
| RPI | S | Opponent | Score | RPI | S | Opponent | Score | RPI | S | Opponent | Score | RPI | S | Opponent | Score |
| 5 | A | Stanford | 43 69 | 26 | A | California | 42 67 | 53 | A | Southern California | 42 58 | 111 | H | Loyola Marymount | 53 72 |
| 19 | A | Drake | 63 73 | | | | | 61 | A | Boise St. | 63 74 | 123 | H | Washington St. | 65 52 |
| | | | | | | | | 68 | H | Harvard | 55 75 | 152 | A | UC Irvine | 61 65 |
| | | | | | | | | 78 | A | UC Davis | 54 70 | 170 | H | UC Riverside | 69 56 |
| | | | | | | | | 78 | H | UC Davis | 49 60 | 173 | A | Santa Clara | 53 38 |
| | | | | | | | | 95 | A | Idaho | 73 88 | 248 | A | Long Beach St. | 51 37 |
| | | | | | | | | | | | | 251 | H | San Diego St. | 77 74 |
| | | | | | | | | | | | | 255 | H | Cal St. Fullerton | 74 44 |
| | | | | | | | | | | | | 264 | A | Hawaii | 49 29 |
| | | | | | | | | | | | | 287 | H | California Baptist | 73 67 |
| | | | | | | | | | | | | 305 | H | UC Santa Barbara | 73 65 |
| | | | | | | | | | | | | 320 | A | Omaha | 64 52 |
| | | | | | | | | | | | | 327 | H | San Jose St. | 76 40 |
| LAST 12 Division I GAMES: | | | | | | | | | | | | | | | |
| 78 | A | UC Davis | 54 70 | 68 | H | Harvard | 55 75 | | | | | | | | |
| 255 | H | Cal St. Fullerton | 74 44 | 152 | A | UC Irvine | 61 65 | | | | | | | | |
| 248 | A | Long Beach St. | 51 37 | 305 | H | UC Santa Barbara | 73 65 | | | | | | | | |
| 78 | H | UC Davis | 49 60 | 5 | A | Stanford | 43 69 | | | | | | | | |
| 170 | H | UC Riverside | 69 56 | 327 | H | San Jose St. | 76 40 | | | | | | | | |
| 264 | A | Hawaii | 49 29 | 53 | A | Southern California | 42 58 | | | | | | | | |

Non-Div I Games:

CSUN

■ Loss,
 ■ Non-Conf,
 ■ S Site,
 ■ Home
 ■ A Away
 N Neutral

| | | | | | | | | | | |
|-------------------|----------|-----------|----------------|------------|-------------|---------------|------|------|-------|-----------|
| Average RPI Win: | 281 | WON-LOST | WINNING | LAST 10 | STRENGTH OF | OPP. STRENGTH | TEAM | ADJ. | CONF. | ADJ CONF. |
| Average RPI Loss: | 170 | RECORD | PCT. RANK | GAMES | SCHEDULE | OF SCHEDULE | RPI | RPI | RPI | RPI |
| DIV. I ONLY | 3- 14 | 321 | 0- 1 | 261 | 207 | 322 | 322 | 21 | 21 | |
| DIV. I NON-CONF. | 2- 8 | 293 | 0- 0 | 256 | 86 | 299 | 299 | 21 | 21 | |
| TOTALS | RPI 1-25 | RPI 26-50 | W-L RECORDS | RPI 51-100 | RPI 101-150 | RPI 150+ | | | | |
| 3- 14 | 0- 0 | 0- 2 | OVERALL | 0- 1 | 0- 2 | 3- 9 | | | | |
| 2- 5 | 0- 0 | 0- 0 | HOME | 0- 1 | 0- 1 | 2- 3 | | | | |
| 1- 8 | 0- 0 | 0- 2 | AWAY | 0- 0 | 0- 1 | 1- 5 | | | | |
| 0- 1 | 0- 0 | 0- 0 | NEUTRAL | 0- 0 | 0- 0 | 0- 1 | | | | |
| 2- 8 | 0- 0 | 0- 2 | NON-CONFERENCE | 0- 1 | 0- 2 | 2- 3 | | | | |
| 1- 3 | 0- 0 | 0- 0 | HOME | 0- 1 | 0- 1 | 1- 1 | | | | |
| 1- 4 | 0- 0 | 0- 2 | AWAY | 0- 0 | 0- 1 | 1- 1 | | | | |
| 0- 1 | 0- 0 | 0- 0 | NEUTRAL | 0- 0 | 0- 0 | 0- 1 | | | | |
| 1- 6 | 0- 0 | 0- 0 | CONFERENCE | 0- 0 | 0- 0 | 1- 6 | | | | |
| 1- 2 | 0- 0 | 0- 0 | HOME | 0- 0 | 0- 0 | 1- 2 | | | | |
| 0- 4 | 0- 0 | 0- 0 | AWAY | 0- 0 | 0- 0 | 0- 4 | | | | |
| 0- 0 | 0- 0 | 0- 0 | NEUTRAL | 0- 0 | 0- 0 | 0- 0 | | | | |

| RPI S | Opponent | Score | RPI S | Opponent | Score | RPI S | Opponent | Score | RPI S | Opponent | Score | Team's RPI: 322 |
|---------------------------|---------------------|-------|-------|---------------------|-------|-------|---------------------|-------|-------|----------|-------|-----------------|
| 31 | A Oregon St. | 54 79 | 52 | H Saint Mary's (CA) | 51 69 | 128 | A Fresno St. | 58 76 | | | | |
| 49 | A UCLA | 35 81 | | | | 138 | H Pepperdine | 63 70 | | | | |
| | | | | | | 152 | A UC Irvine | 57 73 | | | | |
| | | | | | | 152 | H UC Irvine | 59 75 | | | | |
| | | | | | | 189 | H Illinois | 51 74 | | | | |
| | | | | | | 197 | H Eastern Wash. | 59 55 | | | | |
| | | | | | | 228 | N San Francisco | 62 65 | | | | |
| | | | | | | 235 | A Sacramento St. | 85 88 | | | | |
| | | | | | | 248 | A Long Beach St. | 58 61 | | | | |
| | | | | | | 255 | A Cal St. Fullerton | 64 78 | | | | |
| | | | | | | 264 | A Hawaii | 52 70 | | | | |
| | | | | | | 264 | H Hawaii | 54 71 | | | | |
| | | | | | | 305 | H UC Santa Barbara | 75 67 | | | | |
| | | | | | | 341 | A Seattle U | 60 50 | | | | |
| LAST 12 Division I GAMES: | | | | | | | | | | | | |
| 152 | A UC Irvine | 57 73 | 264 | A Hawaii | 52 70 | | | | | | | |
| 264 | H Hawaii | 54 71 | 49 | A UCLA | 35 81 | | | | | | | |
| 255 | A Cal St. Fullerton | 64 78 | 341 | A Seattle U | 60 50 | | | | | | | |
| 248 | A Long Beach St. | 58 61 | 52 | H Saint Mary's (CA) | 51 69 | | | | | | | |
| 305 | H UC Santa Barbara | 75 67 | 197 | H Eastern Wash. | 59 55 | | | | | | | |
| 152 | H UC Irvine | 59 75 | 138 | H Pepperdine | 63 70 | | | | | | | |

Non-Div I Games: Academy of Art 87 65

Cal Poly

■ Loss,
 ■ Non-Conf,
 ■ S Site,
 ■ H Home
 ■ A Away
 N Neutral

| | | | | | | | | | | |
|-------------------|----------|-----------|----------------|------------|-------------|---------------|------|------|-------|-----------|
| Average RPI Win: | 287 | WON-LOST | WINNING | LAST 10 | STRENGTH OF | OPP. STRENGTH | TEAM | ADJ. | CONF. | ADJ CONF. |
| Average RPI Loss: | 150 | RECORD | PCT. RANK | GAMES | SCHEDULE | OF SCHEDULE | RPI | RPI | RPI | RPI |
| DIV. I ONLY | 10- 9 | 149 | 0- 1 | 332 | 233 | 255 | 255 | 21 | 21 | |
| DIV. I NON-CONF. | 7- 5 | 132 | 0- 0 | 325 | 268 | 240 | 240 | 21 | 21 | |
| TOTALS | RPI 1-25 | RPI 26-50 | W-L RECORDS | RPI 51-100 | RPI 101-150 | RPI 150+ | | | | |
| 10- 9 | 0- 0 | 0- 0 | OVERALL | 0- 3 | 0- 2 | 10- 4 | | | | |
| 5- 5 | 0- 0 | 0- 0 | HOME | 0- 2 | 0- 0 | 5- 3 | | | | |
| 5- 4 | 0- 0 | 0- 0 | AWAY | 0- 1 | 0- 2 | 5- 1 | | | | |
| 0- 0 | 0- 0 | 0- 0 | NEUTRAL | 0- 0 | 0- 0 | 0- 0 | | | | |
| 7- 5 | 0- 0 | 0- 0 | NON-CONFERENCE | 0- 1 | 0- 1 | 7- 3 | | | | |
| 3- 3 | 0- 0 | 0- 0 | HOME | 0- 1 | 0- 0 | 3- 2 | | | | |
| 4- 2 | 0- 0 | 0- 0 | AWAY | 0- 0 | 0- 1 | 4- 1 | | | | |
| 0- 0 | 0- 0 | 0- 0 | NEUTRAL | 0- 0 | 0- 0 | 0- 0 | | | | |
| 3- 4 | 0- 0 | 0- 0 | CONFERENCE | 0- 2 | 0- 1 | 3- 1 | | | | |
| 2- 2 | 0- 0 | 0- 0 | HOME | 0- 1 | 0- 0 | 2- 1 | | | | |
| 1- 2 | 0- 0 | 0- 0 | AWAY | 0- 1 | 0- 1 | 1- 0 | | | | |
| 0- 0 | 0- 0 | 0- 0 | NEUTRAL | 0- 0 | 0- 0 | 0- 0 | | | | |

| RPI S | Opponent | Score | RPI S | Opponent | Score | RPI S | Opponent | Score | RPI S | Opponent | Score | Team's RPI: 255 |
|---------------------------|--------------------|-------|-------|-------------------|-------|-------|------------|-------|-------|----------------------|-------|-----------------|
| | | | | | | 78 | A UC Davis | 51 75 | 136 | A Washington | 74 83 | |
| | | | | | | 78 | H UC Davis | 39 75 | 144 | A CSUN | 44 74 | |
| | | | | | | 79 | H Pacific | 64 72 | 166 | A Portland | 74 83 | |
| | | | | | | | | | 173 | H Santa Clara | 60 64 | |
| | | | | | | | | | 226 | H Dartmouth | 67 62 | |
| | | | | | | | | | 248 | H Long Beach St. | 53 59 | |
| | | | | | | | | | 251 | H San Diego St. | 72 83 | |
| | | | | | | | | | 264 | H Hawaii | 72 68 | |
| | | | | | | | | | 265 | A Columbia | 61 58 | |
| | | | | | | | | | 269 | H Utah Valley | 56 55 | |
| | | | | | | | | | 277 | H CSU Bakersfield | 64 56 | |
| | | | | | | | | | 287 | A California Baptist | 79 65 | |
| | | | | | | | | | 305 | A UC Santa Barbara | 59 52 | |
| | | | | | | | | | 315 | A Saint Peter's | 69 45 | |
| | | | | | | | | | 322 | H Cal Poly | 78 64 | |
| | | | | | | | | | 341 | A Seattle U | 57 54 | |
| LAST 12 Division I GAMES: | | | | | | | | | | | | |
| 144 | A CSUN | 44 74 | 248 | H Long Beach St. | 53 59 | | | | | | | |
| 78 | H UC Davis | 39 75 | 269 | H Utah Valley | 56 55 | | | | | | | |
| 305 | A UC Santa Barbara | 59 52 | 79 | H Pacific | 64 72 | | | | | | | |
| 322 | H Cal Poly | 78 64 | 315 | A Saint Peter's | 69 45 | | | | | | | |
| 78 | A UC Davis | 51 75 | 265 | A Columbia | 61 58 | | | | | | | |
| 264 | H Hawaii | 72 68 | 277 | H CSU Bakersfield | 64 56 | | | | | | | |

Non-Div I Games: Antelope Valley 77 65

Cal St. Fullerton

Loss, Non-Conf, S Site, H Home A Away N Neutral

California

Through Games Of Feb. 3, 2019

| | | | | | | | | | | |
|-------------------|----------|-----------|----------------|------------|-------------|---------------|------|------|-------|-----------|
| Average RPI Win: | 118 | WON-LOST | WINNING | LAST 10 | STRENGTH OF | OPP. STRENGTH | TEAM | ADJ. | CONF. | ADJ CONF. |
| Average RPI Loss: | 35 | RECORD | PCT. RANK | GAMES | SCHEDULE | OF SCHEDULE | RPI | RPI | RPI | RPI |
| DIV. I ONLY | 14- 7 | 88 | 0- 1 | 26 | 5 | 26 | 26 | 2 | 2 | |
| DIV. I NON-CONF. | 9- 2 | 43 | 0- 0 | 42 | 29 | 22 | 22 | 2 | 2 | |
| TOTALS | RPI 1-25 | RPI 26-50 | W-L RECORDS | RPI 51-100 | RPI 101-150 | RPI 150+ | | | | |
| 14- 7 | 1- 3 | 1- 2 | OVERALL | 4- 2 | 6- 0 | 2- 0 | | | | |
| 7- 3 | 1- 1 | 0- 1 | HOME | 2- 1 | 3- 0 | 1- 0 | | | | |
| 5- 4 | 0- 2 | 1- 1 | AWAY | 1- 1 | 2- 0 | 1- 0 | | | | |
| 2- 0 | 0- 0 | 0- 0 | NEUTRAL | 1- 0 | 1- 0 | 0- 0 | | | | |
| 9- 2 | 0- 1 | 1- 0 | NON-CONFERENCE | 3- 1 | 3- 0 | 2- 0 | | | | |
| 3- 2 | 0- 1 | 0- 0 | HOME | 1- 1 | 1- 0 | 1- 0 | | | | |
| 4- 0 | 0- 0 | 1- 0 | AWAY | 1- 0 | 1- 0 | 1- 0 | | | | |
| 2- 0 | 0- 0 | 0- 0 | NEUTRAL | 1- 0 | 1- 0 | 0- 0 | | | | |
| 5- 5 | 1- 2 | 0- 2 | CONFERENCE | 1- 1 | 3- 0 | 0- 0 | | | | |
| 4- 1 | 1- 0 | 0- 1 | HOME | 1- 0 | 2- 0 | 0- 0 | | | | |
| 1- 4 | 0- 2 | 0- 1 | AWAY | 0- 1 | 1- 0 | 0- 0 | | | | |
| 0- 0 | 0- 0 | 0- 0 | NEUTRAL | 0- 0 | 0- 0 | 0- 0 | | | | |

| RPI 1-25 | | | | RPI 26-50 | | | | Team's RPI: 26 | RPI 51-100 | | | | RPI 101+ | | | |
|---------------------------|---|----------------|-------|-----------|---|---------------------|-------|----------------|------------|---|---------------------|-------|----------|---|------------------|-------|
| RPI | S | Opponent | Score | RPI | S | Opponent | Score | | RPI | S | Opponent | Score | RPI | S | Opponent | Score |
| 5 | A | Stanford | 50 75 | 30 | A | Utah | 74 87 | | 52 | A | Saint Mary's (CA) | 81 78 | 114 | A | Penn St. | 75 58 |
| 5 | H | Stanford | 81 80 | 34 | A | BYU | 70 52 | | 53 | H | Southern California | 66 59 | 123 | H | Washington St. | 77 63 |
| 6 | H | UConn | 66 76 | 49 | H | UCLA | 79 84 | | 68 | H | Harvard | 79 85 | 124 | N | Tulane | 65 57 |
| 17 | A | Arizona St. | 61 62 | | | | | | 72 | A | Arizona | 55 60 | 131 | A | Colorado | 80 60 |
| | | | | | | | | | 79 | N | Pacific | 81 69 | 136 | H | Washington | 79 70 |
| | | | | | | | | | 96 | H | Houston | 80 79 | 144 | H | CSUN | 67 42 |
| | | | | | | | | | | | | | 253 | A | San Diego | 70 53 |
| | | | | | | | | | | | | | 305 | H | UC Santa Barbara | 69 45 |
| LAST 12 Division I GAMES: | | | | | | | | | | | | | | | | |
| 5 | H | Stanford | 81 80 | 5 | A | Stanford | 50 75 | | 72 | A | Arizona | 55 60 | | | | |
| 131 | A | Colorado | 80 60 | 53 | H | Southern California | 66 59 | | 49 | H | UCLA | 79 84 | | | | |
| 30 | A | Utah | 74 87 | 68 | H | Harvard | 79 85 | | 6 | H | UConn | 66 76 | | | | |
| 136 | H | Washington | 79 70 | | | | | | | | | | | | | |
| 123 | H | Washington St. | 77 63 | | | | | | | | | | | | | |
| 17 | A | Arizona St. | 61 62 | | | | | | | | | | | | | |

Non-Div I Games:

California

■ Loss,
 ■ Non-Conf, S Site,
 ■ Home
 ■ Away
 N Neutral

California Baptist

Through Games Of Feb. 3, 2019

| | | | | | | | | | | |
|-------------------|----------|-----------|----------------|------------|-------------|---------------|------|------|-------|-----------|
| Average RPI Win: | 279 | WON-LOST | WINNING | LAST 10 | STRENGTH OF | OPP. STRENGTH | TEAM | ADJ. | CONF. | ADJ CONF. |
| Average RPI Loss: | 195 | RECORD | PCT. RANK | GAMES | SCHEDULE | OF SCHEDULE | RPI | RPI | RPI | RPI |
| DIV. I ONLY | 7- 10 | 225 | 1- 0 | 326 | 307 | 287 | 287 | 30 | 30 | |
| DIV. I NON-CONF. | 3- 6 | 241 | 0- 0 | 266 | 236 | 262 | 262 | 30 | 30 | |
| TOTALS | RPI 1-25 | RPI 26-50 | W-L RECORDS | RPI 51-100 | RPI 101-150 | RPI 150+ | | | | |
| 7- 10 | 0- 0 | 0- 1 | OVERALL | 0- 1 | 0- 1 | 7- 7 | | | | |
| 4- 3 | 0- 0 | 0- 0 | HOME | 0- 1 | 0- 0 | 4- 2 | | | | |
| 3- 6 | 0- 0 | 0- 0 | AWAY | 0- 0 | 0- 1 | 3- 5 | | | | |
| 0- 1 | 0- 0 | 0- 1 | NEUTRAL | 0- 0 | 0- 0 | 0- 0 | | | | |
| 3- 6 | 0- 0 | 0- 1 | NON-CONFERENCE | 0- 1 | 0- 1 | 3- 3 | | | | |
| 1- 2 | 0- 0 | 0- 0 | HOME | 0- 1 | 0- 0 | 1- 1 | | | | |
| 2- 3 | 0- 0 | 0- 0 | AWAY | 0- 0 | 0- 1 | 2- 2 | | | | |
| 0- 1 | 0- 0 | 0- 1 | NEUTRAL | 0- 0 | 0- 0 | 0- 0 | | | | |
| 4- 4 | 0- 0 | 0- 0 | CONFERENCE | 0- 0 | 0- 0 | 4- 4 | | | | |
| 3- 1 | 0- 0 | 0- 0 | HOME | 0- 0 | 0- 0 | 3- 1 | | | | |
| 1- 3 | 0- 0 | 0- 0 | AWAY | 0- 0 | 0- 0 | 1- 3 | | | | |
| 0- 0 | 0- 0 | 0- 0 | NEUTRAL | 0- 0 | 0- 0 | 0- 0 | | | | |

| RPI 1-25 | | | RPI 26-50 | | | RPI 51-100 | | | RPI 101+ Team's RPI: 287 | | |
|---------------------------|---|-----------------|-----------|-----|---|------------------|--------|-----|--------------------------|-------------------|--------|
| RPI | S | Opponent | Score | RPI | S | Opponent | Score | RPI | S | Opponent | Score |
| | | | | 34 | N | BYU | 69 76 | 74 | H | Idaho St. | 57 72 |
| | | | | | | | | 144 | A | CSUN | 67 73 |
| | | | | | | | | 159 | A | New Mexico St. | 69 76 |
| | | | | | | | | 170 | H | UC Riverside | 65 57 |
| | | | | | | | | 211 | A | UTRGV | 56 60 |
| | | | | | | | | 219 | H | UMKC | 74 78 |
| | | | | | | | | 248 | A | Long Beach St. | 85 83 |
| | | | | | | | | 251 | A | San Diego St. | 67 83 |
| | | | | | | | | 255 | H | Cal St. Fullerton | 65 79 |
| | | | | | | | | 266 | A | Northern Ariz. | 88 91 |
| | | | | | | | | 269 | H | Utah Valley | 83 54 |
| | | | | | | | | 277 | A | CSU Bakersfield | 68 45 |
| | | | | | | | | 305 | A | UC Santa Barbara | 76 64 |
| | | | | | | | | 340 | A | Grand Canyon | 71 75 |
| | | | | | | | | 341 | H | Seattle U | 100 83 |
| | | | | | | | | 346 | H | Chicago St. | 89 52 |
| LAST 12 Division I GAMES: | | | | | | | | | | | |
| 269 | H | Utah Valley | 83 54 | 341 | H | Seattle U | 100 83 | | | | |
| 340 | A | Grand Canyon | 71 75 | 159 | A | New Mexico St. | 69 76 | | | | |
| 277 | A | CSU Bakersfield | 68 45 | 305 | A | UC Santa Barbara | 76 64 | | | | |
| 346 | H | Chicago St. | 89 52 | 170 | H | UC Riverside | 65 57 | | | | |
| 219 | H | UMKC | 74 78 | 144 | A | CSUN | 67 73 | | | | |
| 211 | A | UTRGV | 56 60 | 34 | N | BYU | 69 76 | | | | |

Non-Div I Games: La Sierra 91 44 Notre Dame de Namur 80 47 Fresno Pacific 93 71 Westcliff 133 43 California Baptist

Loss, Non-Conf, S Site, H Home A Away N Neutral

| | | | | | | | | | | |
|-------------------|----------|-----------|----------------|------------|-------------|---------------|------|------|-------|-----------|
| Average RPI Win: | 304 | WON-LOST | WINNING | LAST 10 | STRENGTH OF | OPP. STRENGTH | TEAM | ADJ. | CONF. | ADJ CONF. |
| Average RPI Loss: | 170 | RECORD | PCT. RANK | GAMES | SCHEDULE | OF SCHEDULE | RPI | RPI | RPI | RPI |
| DIV. I ONLY | 10- 8 | 137 | 1- 0 | 327 | 326 | 249 | 249 | 28 | 28 | |
| DIV. I NON-CONF. | 6- 3 | 91 | 1- 0 | 326 | 322 | 213 | 213 | 29 | 29 | |
| TOTALS | RPI 1-25 | RPI 26-50 | W-L RECORDS | RPI 51-100 | RPI 101-150 | RPI 150+ | | | | |
| 10- 8 | 0- 0 | 0- 0 | OVERALL | 0- 1 | 0- 3 | 10- 4 | | | | |
| 4- 5 | 0- 0 | 0- 0 | HOME | 0- 1 | 0- 1 | 4- 3 | | | | |
| 5- 3 | 0- 0 | 0- 0 | AWAY | 0- 0 | 0- 2 | 5- 1 | | | | |
| 1- 0 | 0- 0 | 0- 0 | NEUTRAL | 0- 0 | 0- 0 | 1- 0 | | | | |
| 6- 3 | 0- 0 | 0- 0 | NON-CONFERENCE | 0- 1 | 0- 1 | 6- 1 | | | | |
| 2- 2 | 0- 0 | 0- 0 | HOME | 0- 1 | 0- 0 | 2- 1 | | | | |
| 3- 1 | 0- 0 | 0- 0 | AWAY | 0- 0 | 0- 1 | 3- 0 | | | | |
| 1- 0 | 0- 0 | 0- 0 | NEUTRAL | 0- 0 | 0- 0 | 1- 0 | | | | |
| 4- 5 | 0- 0 | 0- 0 | CONFERENCE | 0- 0 | 0- 2 | 4- 3 | | | | |
| 2- 3 | 0- 0 | 0- 0 | HOME | 0- 0 | 0- 1 | 2- 2 | | | | |
| 2- 2 | 0- 0 | 0- 0 | AWAY | 0- 0 | 0- 1 | 2- 1 | | | | |
| 0- 0 | 0- 0 | 0- 0 | NEUTRAL | 0- 0 | 0- 0 | 0- 0 | | | | |

| RPI 1-25 | | | | RPI 26-50 | | | | RPI 51-100 | | | | RPI 101+ | | | | Team's RPI: 249 | |
|---------------------------|---|----------|-------|-----------|---|---------------|-------|------------|---|--------------|-------|----------|-----|----------|--------------------|-----------------|----|
| RPI | S | Opponent | Score | RPI | S | Opponent | Score | RPI | S | Opponent | Score | RPI | S | Opponent | Score | | |
| | | | | | | | | 67 | H | Old Dominion | 59 | 83 | 102 | A | Boston College | 56 | 76 |
| | | | | | | | | | | | | | 121 | H | Radford | 52 | 56 |
| | | | | | | | | | | | | | 127 | A | High Point | 60 | 65 |
| | | | | | | | | | | | | | 179 | A | UNC Asheville | 52 | 60 |
| | | | | | | | | | | | | | 190 | H | Hampton | 52 | 46 |
| | | | | | | | | | | | | | 224 | H | Howard | 64 | 69 |
| | | | | | | | | | | | | | 262 | H | Gardner-Webb | 38 | 52 |
| | | | | | | | | | | | | | 268 | A | Norfolk St. | 57 | 49 |
| | | | | | | | | | | | | | 275 | H | Winthrop | 46 | 59 |
| | | | | | | | | | | | | | 292 | H | Col. of Charleston | 66 | 65 |
| | | | | | | | | | | | | | 313 | H | UNC Greensboro | 53 | 49 |
| | | | | | | | | | | | | | 314 | A | FIU | 59 | 54 |
| | | | | | | | | | | | | | 320 | N | Omaha | 65 | 52 |
| | | | | | | | | | | | | | 330 | A | Charleston So. | 60 | 58 |
| | | | | | | | | | | | | | 334 | H | Presbyterian | 51 | 46 |
| | | | | | | | | | | | | | 335 | A | Western Caro. | 63 | 37 |
| | | | | | | | | | | | | | 342 | A | Longwood | 66 | 60 |
| LAST 12 Division I GAMES: | | | | | | | | | | | | | | | | | |
| | | | | 342 | A | Longwood | 66 | 60 | | | | | 314 | A | FIU | 59 | 54 |
| | | | | 121 | H | Radford | 52 | 56 | | | | | 330 | A | Charleston So. | 60 | 58 |
| | | | | 127 | A | High Point | 60 | 65 | | | | | 262 | H | Gardner-Webb | 38 | 52 |
| | | | | 190 | H | Hampton | 52 | 46 | | | | | 334 | H | Presbyterian | 51 | 46 |
| | | | | 275 | H | Winthrop | 46 | 59 | | | | | 102 | A | Boston College | 56 | 76 |
| | | | | 179 | A | UNC Asheville | 52 | 60 | | | | | 224 | H | Howard | 64 | 69 |

Non-Div I Games: William Peace 65 36 Columbia (SC) 93 46

Campbell

Loss, Non-Conf, S Site, H Home A Away N Neutral

| | | | | | | | | | | |
|-------------------|----------|-----------|----------------|------------|-------------|---------------|------|------|-------|-----------|
| Average RPI Win: | 287 | WON-LOST | WINNING | LAST 10 | STRENGTH OF | OPP. STRENGTH | TEAM | ADJ. | CONF. | ADJ CONF. |
| Average RPI Loss: | 164 | RECORD | PCT. RANK | GAMES | SCHEDULE | OF SCHEDULE | RPI | RPI | RPI | RPI |
| DIV. I ONLY | 8- 12 | 230 | 1- 0 | 277 | 262 | 267 | 267 | 26 | 26 | |
| DIV. I NON-CONF. | 2- 9 | 297 | 0- 0 | 230 | 233 | 311 | 311 | 28 | 28 | |
| TOTALS | RPI 1-25 | RPI 26-50 | W-L RECORDS | RPI 51-100 | RPI 101-150 | RPI 150+ | | | | |
| 8- 12 | 0- 1 | 0- 0 | OVERALL | 0- 2 | 0- 3 | 8- 6 | | | | |
| 4- 7 | 0- 1 | 0- 0 | HOME | 0- 2 | 0- 2 | 4- 2 | | | | |
| 4- 5 | 0- 0 | 0- 0 | AWAY | 0- 0 | 0- 1 | 4- 4 | | | | |
| 0- 0 | 0- 0 | 0- 0 | NEUTRAL | 0- 0 | 0- 0 | 0- 0 | | | | |
| 2- 9 | 0- 1 | 0- 0 | NON-CONFERENCE | 0- 1 | 0- 2 | 2- 5 | | | | |
| 1- 5 | 0- 1 | 0- 0 | HOME | 0- 1 | 0- 1 | 1- 2 | | | | |
| 1- 4 | 0- 0 | 0- 0 | AWAY | 0- 0 | 0- 1 | 1- 3 | | | | |
| 0- 0 | 0- 0 | 0- 0 | NEUTRAL | 0- 0 | 0- 0 | 0- 0 | | | | |
| 6- 3 | 0- 0 | 0- 0 | CONFERENCE | 0- 1 | 0- 1 | 6- 1 | | | | |
| 3- 2 | 0- 0 | 0- 0 | HOME | 0- 1 | 0- 1 | 3- 0 | | | | |
| 3- 1 | 0- 0 | 0- 0 | AWAY | 0- 0 | 0- 0 | 3- 1 | | | | |
| 0- 0 | 0- 0 | 0- 0 | NEUTRAL | 0- 0 | 0- 0 | 0- 0 | | | | |

| RPI 1-25 | | | | RPI 26-50 | | | | RPI 51-100 | | | | RPI 101+ Team's RPI: 267 | | | |
|---------------------------|---|---------------|-------|-----------|---|---------------|-------|------------|---|------------|-------|--------------------------|---|-----------------|--------|
| RPI | S | Opponent | Score | RPI | S | Opponent | Score | RPI | S | Opponent | Score | RPI | S | Opponent | Score |
| 25 | H | Buffalo | 66 84 | | | | | 54 | H | Miami (OH) | 59 62 | 126 | H | Youngstown St. | 36 62 |
| | | | | | | | | 60 | H | Quinnipiac | 42 55 | 149 | A | Akron | 53 62 |
| | | | | | | | | | | | | 150 | H | Marist | 66 71 |
| | | | | | | | | | | | | 194 | A | Rider | 62 49 |
| | | | | | | | | | | | | 203 | A | St. Bonaventure | 94 100 |
| | | | | | | | | | | | | 211 | H | UTRGV | 53 57 |
| | | | | | | | | | | | | 220 | H | Bowling Green | 53 74 |
| | | | | | | | | | | | | 230 | A | Monmouth | 61 67 |
| | | | | | | | | | | | | 232 | A | Colgate | 53 67 |
| | | | | | | | | | | | | 236 | A | Albany (NY) | 48 42 |
| | | | | | | | | | | | | 273 | H | Vermont | 67 46 |
| | | | | | | | | | | | | 304 | A | Oakland | 60 71 |
| | | | | | | | | | | | | 315 | A | Saint Peter's | 75 62 |
| | | | | | | | | | | | | 315 | H | Saint Peter's | 78 59 |
| | | | | | | | | | | | | 316 | H | Fairfield | 53 50 |
| | | | | | | | | | | | | 319 | H | Manhattan | 47 44 |
| | | | | | | | | | | | | 329 | A | Iona | 48 40 |
| LAST 12 Division I GAMES: | | | | | | | | | | | | | | | |
| 194 | A | Rider | 62 49 | 315 | H | Saint Peter's | 78 59 | | | | | | | | |
| 230 | A | Monmouth | 61 67 | 150 | H | Marist | 66 71 | | | | | | | | |
| 60 | H | Quinnipiac | 42 55 | 319 | H | Manhattan | 47 44 | | | | | | | | |
| 316 | H | Fairfield | 53 50 | 273 | H | Vermont | 67 46 | | | | | | | | |
| 315 | A | Saint Peter's | 75 62 | 149 | A | Akron | 53 62 | | | | | | | | |
| 329 | A | Iona | 48 40 | 220 | H | Bowling Green | 53 74 | | | | | | | | |

Non-Div I Games:

Canisius

■ Loss,
 ■ Non-Conf, S Site,
 ■ Home
 ■ Away
 N Neutral

Central Ark.

Through Games Of Feb. 3, 2019

| | | | | | | | | | | |
|-------------------|----------|-----------|----------------|------------|-------------|---------------|------|------|-------|-----------|
| Average RPI Win: | 330 | WON-LOST | WINNING | LAST 10 | STRENGTH OF | OPP. STRENGTH | TEAM | ADJ. | CONF. | ADJ CONF. |
| Average RPI Loss: | 156 | RECORD | PCT. RANK | GAMES | SCHEDULE | OF SCHEDULE | RPI | RPI | RPI | RPI |
| DIV. I ONLY | 4- 12 | 298 | 1- 0 | 252 | 275 | 293 | 293 | 27 | 27 | |
| DIV. I NON-CONF. | 1- 5 | 311 | 0- 0 | 239 | 143 | 279 | 279 | 23 | 23 | |
| TOTALS | RPI 1-25 | RPI 26-50 | W-L RECORDS | RPI 51-100 | RPI 101-150 | RPI 150+ | | | | |
| 4- 12 | 0- 1 | 0- 0 | OVERALL | 0- 3 | 0- 2 | 4- 6 | | | | |
| 2- 4 | 0- 0 | 0- 0 | HOME | 0- 1 | 0- 1 | 2- 2 | | | | |
| 2- 8 | 0- 1 | 0- 0 | AWAY | 0- 2 | 0- 1 | 2- 4 | | | | |
| 0- 0 | 0- 0 | 0- 0 | NEUTRAL | 0- 0 | 0- 0 | 0- 0 | | | | |
| 1- 5 | 0- 1 | 0- 0 | NON-CONFERENCE | 0- 1 | 0- 2 | 1- 1 | | | | |
| 0- 1 | 0- 0 | 0- 0 | HOME | 0- 0 | 0- 1 | 0- 0 | | | | |
| 1- 4 | 0- 1 | 0- 0 | AWAY | 0- 1 | 0- 1 | 1- 1 | | | | |
| 0- 0 | 0- 0 | 0- 0 | NEUTRAL | 0- 0 | 0- 0 | 0- 0 | | | | |
| 3- 7 | 0- 0 | 0- 0 | CONFERENCE | 0- 2 | 0- 0 | 3- 5 | | | | |
| 2- 3 | 0- 0 | 0- 0 | HOME | 0- 1 | 0- 0 | 2- 2 | | | | |
| 1- 4 | 0- 0 | 0- 0 | AWAY | 0- 1 | 0- 0 | 1- 3 | | | | |
| 0- 0 | 0- 0 | 0- 0 | NEUTRAL | 0- 0 | 0- 0 | 0- 0 | | | | |

| RPI 1-25 | | | | RPI 26-50 | | | | RPI 51-100 | | | | RPI 101+ Team's RPI: 293 | | | |
|---------------------------|---|-------------------|-------|-----------|---|--------------------|-------|------------|---|------------------|-------|--------------------------|---|--------------------|-------|
| RPI | S | Opponent | Score | RPI | S | Opponent | Score | RPI | S | Opponent | Score | RPI | S | Opponent | Score |
| 20 | A | Texas A&M | 27 84 | | | | | 58 | A | Kansas St. | 54 70 | 107 | H | South Alabama | 50 58 |
| | | | | | | | | 65 | H | SFA | 53 59 | 145 | A | Oklahoma | 52 65 |
| | | | | | | | | 71 | A | Lamar University | 37 57 | 163 | A | Abilene Christian | 70 77 |
| | | | | | | | | | | | | 192 | H | Nicholls St. | 60 64 |
| | | | | | | | | | | | | 207 | A | Sam Houston St. | 62 66 |
| | | | | | | | | | | | | 260 | H | A&M-Corpus Christi | 65 73 |
| | | | | | | | | | | | | 276 | A | Southeastern La. | 53 62 |
| | | | | | | | | | | | | 303 | A | Jackson St. | 56 65 |
| | | | | | | | | | | | | 311 | A | New Orleans | 62 60 |
| | | | | | | | | | | | | 324 | H | Incarinate Word | 74 43 |
| | | | | | | | | | | | | 336 | H | Northwestern St. | 74 52 |
| | | | | | | | | | | | | 350 | A | Alcorn | 57 46 |
| LAST 12 Division I GAMES: | | | | | | | | | | | | | | | |
| 65 | H | SFA | 53 59 | 336 | H | Northwestern St. | 74 52 | | | | | | | | |
| 163 | A | Abilene Christian | 70 77 | 207 | A | Sam Houston St. | 62 66 | | | | | | | | |
| 311 | A | New Orleans | 62 60 | 276 | A | Southeastern La. | 53 62 | | | | | | | | |
| 192 | H | Nicholls St. | 60 64 | 260 | H | A&M-Corpus Christi | 65 73 | | | | | | | | |
| 324 | H | Incarinate Word | 74 43 | 58 | A | Kansas St. | 54 70 | | | | | | | | |
| 71 | A | Lamar University | 37 57 | 20 | A | Texas A&M | 27 84 | | | | | | | | |

Non-Div I Games: Central Baptist 55 34 Crowley's Ridge 91 33 Williams Baptist 70 35 Hendrix 72 40 Central Ark.

Loss, Non-Conf, S Site, H Home A Away N Neutral

| | | | | | | | | | | |
|-------------------|----------|-----------|----------------|------------|-------------|---------------|------|------|-------|-----------|
| Average RPI Win: | 287 | WON-LOST | WINNING | LAST 10 | STRENGTH OF | OPP. STRENGTH | TEAM | ADJ. | CONF. | ADJ CONF. |
| Average RPI Loss: | 191 | RECORD | PCT. RANK | GAMES | SCHEDULE | OF SCHEDULE | RPI | RPI | RPI | RPI |
| DIV. I ONLY | 6- 13 | 269 | 1- 0 | 291 | 310 | 298 | 298 | 31 | 31 | |
| DIV. I NON-CONF. | 3- 7 | 256 | 0- 0 | 137 | 194 | 215 | 215 | 31 | 31 | |
| TOTALS | RPI 1-25 | RPI 26-50 | W-L RECORDS | RPI 51-100 | RPI 101-150 | RPI 150+ | | | | |
| 6- 13 | 0- 2 | 0- 0 | OVERALL | 0- 2 | 0- 1 | 6- 8 | | | | |
| 4- 5 | 0- 1 | 0- 0 | HOME | 0- 1 | 0- 1 | 4- 2 | | | | |
| 2- 8 | 0- 1 | 0- 0 | AWAY | 0- 1 | 0- 0 | 2- 6 | | | | |
| 0- 0 | 0- 0 | 0- 0 | NEUTRAL | 0- 0 | 0- 0 | 0- 0 | | | | |
| 3- 7 | 0- 2 | 0- 0 | NON-CONFERENCE | 0- 2 | 0- 1 | 3- 2 | | | | |
| 1- 3 | 0- 1 | 0- 0 | HOME | 0- 1 | 0- 1 | 1- 0 | | | | |
| 2- 4 | 0- 1 | 0- 0 | AWAY | 0- 1 | 0- 0 | 2- 2 | | | | |
| 0- 0 | 0- 0 | 0- 0 | NEUTRAL | 0- 0 | 0- 0 | 0- 0 | | | | |
| 3- 6 | 0- 0 | 0- 0 | CONFERENCE | 0- 0 | 0- 0 | 3- 6 | | | | |
| 3- 2 | 0- 0 | 0- 0 | HOME | 0- 0 | 0- 0 | 3- 2 | | | | |
| 0- 4 | 0- 0 | 0- 0 | AWAY | 0- 0 | 0- 0 | 0- 4 | | | | |
| 0- 0 | 0- 0 | 0- 0 | NEUTRAL | 0- 0 | 0- 0 | 0- 0 | | | | |

| RPI 1-25 | | | | RPI 26-50 | | | | RPI 51-100 | | | | RPI 101+ Team's RPI: 298 | | | |
|---------------------------|---|---------------------|-------|-----------|---|---------------|-------|------------|---|----------|-------|--------------------------|---|---------------------|-------|
| RPI | S | Opponent | Score | RPI | S | Opponent | Score | RPI | S | Opponent | Score | RPI | S | Opponent | Score |
| 16 | A | Rutgers | 44 73 | | | | | 90 | A | Yale | 46 58 | 137 | H | Lehigh | 62 88 |
| 25 | H | Buffalo | 69 82 | | | | | 97 | H | Hartford | 52 54 | 205 | H | Saint Francis (PA) | 73 62 |
| | | | | | | | | | | | | 208 | A | Massachusetts | 59 74 |
| | | | | | | | | | | | | 212 | H | Robert Morris | 57 64 |
| | | | | | | | | | | | | 236 | A | Albany (NY) | 60 53 |
| | | | | | | | | | | | | 239 | A | Brown | 63 68 |
| | | | | | | | | | | | | 242 | A | Sacred Heart | 61 66 |
| | | | | | | | | | | | | 245 | A | Mt. St. Mary's | 53 84 |
| | | | | | | | | | | | | 299 | A | Bryant | 60 72 |
| | | | | | | | | | | | | 299 | H | Bryant | 66 65 |
| | | | | | | | | | | | | 302 | A | Morgan St. | 60 36 |
| | | | | | | | | | | | | 326 | H | Wagner | 63 75 |
| | | | | | | | | | | | | 328 | H | New Hampshire | 56 47 |
| | | | | | | | | | | | | 343 | A | Fairleigh Dickinson | 67 74 |
| | | | | | | | | | | | | 351 | H | LIU Brooklyn | 63 57 |
| LAST 12 Division I GAMES: | | | | | | | | | | | | | | | |
| 351 | H | LIU Brooklyn | 63 57 | 299 | H | Bryant | 66 65 | | | | | | | | |
| 299 | A | Bryant | 60 72 | 326 | H | Wagner | 63 75 | | | | | | | | |
| 212 | H | Robert Morris | 57 64 | 242 | A | Sacred Heart | 61 66 | | | | | | | | |
| 205 | H | Saint Francis (PA) | 73 62 | 97 | H | Hartford | 52 54 | | | | | | | | |
| 245 | A | Mt. St. Mary's | 53 84 | 90 | A | Yale | 46 58 | | | | | | | | |
| 343 | A | Fairleigh Dickinson | 67 74 | 328 | H | New Hampshire | 56 47 | | | | | | | | |

Non-Div I Games:

Central Conn. St.

■ Loss,
 ■ Non-Conf, S Site,
 ■ Home
 ■ Away
 N Neutral

| GENERAL RECORD | | | | THROUGH GAMES OF FEB. 5, 1919 | | | | | | |
|-------------------|----------|-----------|----------------|-------------------------------|-------------|---------------|------|------|-------|-----------|
| Average RPI Win: | 122 | WON-LOST | WINNING | LAST 10 | STRENGTH OF | OPP. STRENGTH | TEAM | ADJ. | CONF. | ADJ CONF. |
| Average RPI Loss: | 58 | RECORD | PCT. RANK | GAMES | SCHEDULE | OF SCHEDULE | RPI | RPI | RPI | RPI |
| DIV. I ONLY | 15- 5 | 52 | 1- 0 | 24 | 45 | 21 | 21 | 7 | 7 | |
| DIV. I NON-CONF. | 9- 3 | 61 | 0- 0 | 83 | 6 | 35 | 35 | 8 | 8 | |
| ----- | | | | | | | | | | |
| TOTALS | RPI 1-25 | RPI 26-50 | W-L RECORDS | RPI 51-100 | RPI 101-150 | RPI 150+ | | | | |
| 15- 5 | 2- 1 | 2- 1 | OVERALL | 3- 2 | 4- 1 | 4- 0 | | | | |
| 6- 3 | 2- 1 | 0- 1 | HOME | 0- 1 | 2- 0 | 2- 0 | | | | |
| 8- 1 | 0- 0 | 2- 0 | AWAY | 3- 1 | 1- 0 | 2- 0 | | | | |
| 1- 1 | 0- 0 | 0- 0 | NEUTRAL | 0- 0 | 1- 1 | 0- 0 | | | | |
| 9- 3 | 1- 1 | 1- 1 | NON-CONFERENCE | 1- 0 | 3- 1 | 3- 0 | | | | |
| 3- 2 | 1- 1 | 0- 1 | HOME | 0- 0 | 1- 0 | 1- 0 | | | | |
| 5- 0 | 0- 0 | 1- 0 | AWAY | 1- 0 | 1- 0 | 2- 0 | | | | |
| 1- 1 | 0- 0 | 0- 0 | NEUTRAL | 0- 0 | 1- 1 | 0- 0 | | | | |
| 6- 2 | 1- 0 | 1- 0 | CONFERENCE | 2- 2 | 1- 0 | 1- 0 | | | | |
| 3- 1 | 1- 0 | 0- 0 | HOME | 0- 1 | 1- 0 | 1- 0 | | | | |
| 3- 1 | 0- 0 | 1- 0 | AWAY | 2- 1 | 0- 0 | 0- 0 | | | | |
| 0- 0 | 0- 0 | 0- 0 | NEUTRAL | 0- 0 | 0- 0 | 0- 0 | | | | |

| RPI 1-25 | | | | Team's RPI: 21 | | RPI 26-50 | | | | RPI 51-100 | | | | RPI 101+ | | | | | |
|---------------------------|---|---------------|-------|----------------|-----|-----------|------------------|-------|----|------------|---|---------------|-------|----------|-----|---|---------------|-------|----|
| RPI | S | Opponent | Score | | RPI | S | Opponent | Score | | RPI | S | Opponent | Score | | RPI | S | Opponent | Score | |
| 3 | H | Louisville | 68 | 72 | 27 | A | Miami (FL) | 90 | 80 | 54 | H | Miami (OH) | 67 | 70 | 104 | A | Virginia | 74 | 61 |
| 14 | H | UCF | 75 | 68 | 28 | H | South Dakota St. | 71 | 80 | 60 | A | Quinnipiac | 67 | 52 | 116 | H | Western Ky. | 108 | 90 |
| 25 | H | Buffalo | 76 | 65 | 41 | A | Ohio | 88 | 70 | 75 | A | Kent St. | 82 | 75 | 124 | N | Tulane | 57 | 68 |
| | | | | | | | | | | 82 | A | Toledo | 59 | 62 | 130 | N | Chattanooga | 73 | 50 |
| | | | | | | | | | | 98 | A | Northern Ill. | 89 | 66 | 149 | H | Akron | 94 | 71 |
| | | | | | | | | | | | | | | | 171 | A | Vanderbilt | 66 | 57 |
| | | | | | | | | | | | | | | | 191 | H | Eastern Mich. | 71 | 61 |
| | | | | | | | | | | | | | | | 304 | H | Oakland | 104 | 61 |
| | | | | | | | | | | | | | | | 329 | A | Iona | 82 | 39 |
| LAST 12 Division I GAMES: | | | | | | | | | | | | | | | | | | | |
| 191 | H | Eastern Mich. | 71 | 61 | 25 | H | Buffalo | 76 | 65 | | | | | | | | | | |
| 82 | A | Toledo | 59 | 62 | 149 | H | Akron | 94 | 71 | | | | | | | | | | |
| 75 | A | Kent St. | 82 | 75 | 27 | A | Miami (FL) | 90 | 80 | | | | | | | | | | |
| 54 | H | Miami (OH) | 67 | 70 | 124 | N | Tulane | 57 | 68 | | | | | | | | | | |
| 98 | A | Northern Ill. | 89 | 66 | 3 | H | Louisville | 68 | 72 | | | | | | | | | | |
| 41 | A | Ohio | 88 | 70 | 171 | A | Vanderbilt | 66 | 57 | | | | | | | | | | |

Non-Div I Games:

Central Mich.

Loss, Non-Conf, S Site, H Home A Away N Neutral

| | | | | | | | | | | | |
|-----------------------|--|----------|-----------|---------|----------------|--|---------------|-------------|------|----------|-----------|
| Average RPI Win: 338 | | WON-LOST | WINNING | LAST 10 | STRENGTH OF | | OPP. STRENGTH | TEAM | ADJ. | CONF. | ADJ CONF. |
| Average RPI Loss: 207 | | RECORD | PCT. RANK | GAMES | SCHEDULE | | OF SCHEDULE | RPI | RPI | RPI | RPI |
| DIV. I ONLY | | 3- 14 | 321 | 1- 0 | 307 | | 335 | 330 | 330 | 28 | 28 |
| DIV. I NON-CONF. | | 0- 8 | 336 | 0- 0 | 294 | | 297 | 348 | 348 | 29 | 29 |
| TOTALS | | RPI 1-25 | RPI 26-50 | | W-L RECORDS | | RPI 51-100 | RPI 101-150 | | RPI 150+ | |
| 3- 14 | | 0- 0 | 0- 0 | | OVERALL | | 0- 0 | 0- 5 | | 3- 9 | |
| 0- 6 | | 0- 0 | 0- 0 | | HOME | | 0- 0 | 0- 3 | | 0- 3 | |
| 3- 8 | | 0- 0 | 0- 0 | | AWAY | | 0- 0 | 0- 2 | | 3- 6 | |
| 0- 0 | | 0- 0 | 0- 0 | | NEUTRAL | | 0- 0 | 0- 0 | | 0- 0 | |
| 0- 8 | | 0- 0 | 0- 0 | | NON-CONFERENCE | | 0- 0 | 0- 3 | | 0- 5 | |
| 0- 3 | | 0- 0 | 0- 0 | | HOME | | 0- 0 | 0- 2 | | 0- 1 | |
| 0- 5 | | 0- 0 | 0- 0 | | AWAY | | 0- 0 | 0- 1 | | 0- 4 | |
| 0- 0 | | 0- 0 | 0- 0 | | NEUTRAL | | 0- 0 | 0- 0 | | 0- 0 | |
| 3- 6 | | 0- 0 | 0- 0 | | CONFERENCE | | 0- 0 | 0- 2 | | 3- 4 | |
| 0- 3 | | 0- 0 | 0- 0 | | HOME | | 0- 0 | 0- 1 | | 0- 2 | |
| 3- 3 | | 0- 0 | 0- 0 | | AWAY | | 0- 0 | 0- 1 | | 3- 2 | |
| 0- 0 | | 0- 0 | 0- 0 | | NEUTRAL | | 0- 0 | 0- 0 | | 0- 0 | |

| RPI 1-25 | | | | RPI 26-50 | | | | RPI 51-100 | | | | RPI 101+ | | | | Team's RPI: 330 | |
|---------------------------|---|----------|-------|-----------|---|--------------|-------|------------|-----|----------|--------------------|----------|----|--------------------|-------|-----------------|--|
| RPI | S | Opponent | Score | RPI | S | Opponent | Score | RPI | S | Opponent | Score | RPI | S | Opponent | Score | | |
| | | | | | | | | | | | | 110 | A | Georgia | 75 | 83 | |
| | | | | | | | | | | | | 121 | H | Radford | 41 | 67 | |
| | | | | | | | | | | | | 127 | A | High Point | 64 | 71 | |
| | | | | | | | | | | | | 133 | H | Davidson | 34 | 72 | |
| | | | | | | | | | | | | 142 | H | Tennessee Tech | 55 | 77 | |
| | | | | | | | | | | | | 190 | H | Hampton | 66 | 74 | |
| | | | | | | | | | | | | 206 | A | Florida | 60 | 70 | |
| | | | | | | | | | | | | 215 | H | Jacksonville | 58 | 68 | |
| | | | | | | | | | | | | 249 | H | Campbell | 58 | 60 | |
| | | | | | | | | | | | | 262 | A | Gardner-Webb | 65 | 75 | |
| | | | | | | | | | | | | 275 | A | Winthrop | 52 | 57 | |
| | | | | | | | | | | | | 282 | A | North Florida | 76 | 82 | |
| | | | | | | | | | | | | 292 | A | Col. of Charleston | 52 | 79 | |
| | | | | | | | | | | | | 295 | A | South Carolina St. | 58 | 67 | |
| | | | | | | | | | | | | 334 | A | Presbyterian | 63 | 55 | |
| | | | | | | | | | | | | 338 | A | USC Upstate | 78 | 75 | |
| | | | | | | | | | | | | 342 | A | Longwood | 81 | 74 | |
| LAST 12 Division I GAMES: | | | | | | | | | | | | | | | | | |
| | | | | 262 | A | Gardner-Webb | 65 | 75 | 334 | A | Presbyterian | 63 | 55 | | | | |
| | | | | 127 | A | High Point | 64 | 71 | 275 | A | Winthrop | 52 | 57 | | | | |
| | | | | 338 | A | USC Upstate | 78 | 75 | 190 | H | Hampton | 66 | 74 | | | | |
| | | | | 121 | H | Radford | 41 | 67 | 206 | A | Florida | 60 | 70 | | | | |
| | | | | 342 | A | Longwood | 81 | 74 | 292 | A | Col. of Charleston | 52 | 79 | | | | |
| | | | | 249 | H | Campbell | 58 | 60 | 110 | A | Georgia | 75 | 83 | | | | |

| | | | | | | | | | |
|-------------------------|----------|-----|----|---------------|----|----|---------|----|----|
| Non-Div I Games: | Converse | 101 | 50 | Columbia (SC) | 89 | 57 | Erskine | 74 | 50 |
|-------------------------|----------|-----|----|---------------|----|----|---------|----|----|

Charleston So.

■ Loss, ■ Non-Conf, S Site, H Home A Away N Neutral

| | | | | | | | | | |
|------------------------------|---------------|------------|----------------|-------------|---------------|------------|------------|-----------|-----------|
| Average RPI Win: 223 | WON-LOST | WINNING | LAST 10 | STRENGTH OF | OPP. STRENGTH | TEAM | ADJ. | CONF. | ADJ CONF. |
| Average RPI Loss: 140 | RECORD | PCT. RANK | GAMES | SCHEDULE | OF SCHEDULE | RPI | RPI | RPI | RPI |
| DIV. I ONLY | 12- 10 | 147 | 1- 0 | 174 | 198 | 158 | 158 | 14 | 14 |
| DIV. I NON-CONF. | 8- 4 | 91 | 1- 0 | 75 | 281 | 72 | 72 | 18 | 18 |
| TOTALS | RPI 1-25 | RPI 26-50 | W-L RECORDS | RPI 51-100 | RPI 101-150 | RPI 150+ | | | |
| 12- 10 | 0- 0 | 0- 1 | OVERALL | 1- 1 | 2- 3 | 9- 5 | | | |
| 10- 1 | 0- 0 | 0- 0 | HOME | 1- 1 | 1- 0 | 8- 0 | | | |
| 1- 9 | 0- 0 | 0- 1 | AWAY | 0- 0 | 1- 3 | 0- 5 | | | |
| 1- 0 | 0- 0 | 0- 0 | NEUTRAL | 0- 0 | 0- 0 | 1- 0 | | | |
| 8- 4 | 0- 0 | 0- 0 | NON-CONFERENCE | 1- 1 | 2- 2 | 5- 1 | | | |
| 6- 1 | 0- 0 | 0- 0 | HOME | 1- 1 | 1- 0 | 4- 0 | | | |
| 1- 3 | 0- 0 | 0- 0 | AWAY | 0- 0 | 1- 2 | 0- 1 | | | |
| 1- 0 | 0- 0 | 0- 0 | NEUTRAL | 0- 0 | 0- 0 | 1- 0 | | | |
| 4- 6 | 0- 0 | 0- 1 | CONFERENCE | 0- 0 | 0- 1 | 4- 4 | | | |
| 4- 0 | 0- 0 | 0- 0 | HOME | 0- 0 | 0- 0 | 4- 0 | | | |
| 0- 6 | 0- 0 | 0- 1 | AWAY | 0- 0 | 0- 1 | 0- 4 | | | |
| 0- 0 | 0- 0 | 0- 0 | NEUTRAL | 0- 0 | 0- 0 | 0- 0 | | | |

| RPI S | Opponent | Score | RPI S | Opponent | Score | RPI S | Opponent | Score | RPI S | Opponent | Score | Team's RPI: 158 |
|---------------------------|------------------|--------------|-------|-----------------|--------------|-------|------------------|--------------|-------|-------------------|--------------|-----------------|
| 38 | A Rice | 51 61 | 83 | H Wright St. | 88 85 | 104 | A Virginia | 61 65 | 116 | A Western Ky. | 58 76 | |
| | | | 99 | H Wake Forest | 43 69 | 133 | H Davidson | 78 66 | 137 | A Lehigh | 62 60 | |
| | | | | | | 140 | A Fordham | 64 71 | 155 | A Mercer | 40 57 | |
| | | | | | | 157 | A Louisiana Tech | 51 88 | 177 | A North Texas | 63 68 | |
| | | | | | | 179 | H UNC Asheville | 70 53 | 185 | A Southern Miss. | 54 65 | |
| | | | | | | 217 | H East Carolina | 52 46 | 225 | N Liberty | 63 61 | |
| | | | | | | 229 | A Marshall | 62 63 | 258 | H Bethune-Cookman | 73 69 | |
| | | | | | | 274 | H UTSA | 66 54 | 279 | H UTEP | 62 39 | |
| | | | | | | 285 | H Wofford | 85 63 | 288 | H Fla. Atlantic | 68 47 | |
| | | | | | | 314 | H FIU | 69 54 | | | | |
| LAST 12 Division I GAMES: | | | | | | | | | | | | |
| 177 | A North Texas | 63 68 | 137 | A Lehigh | 62 60 | | | | | | | |
| 38 | A Rice | 51 61 | 288 | H Fla. Atlantic | 68 47 | | | | | | | |
| 279 | H UTEP | 62 39 | 314 | H FIU | 69 54 | | | | | | | |
| 274 | H UTSA | 66 54 | 229 | A Marshall | 62 63 | | | | | | | |
| 157 | A Louisiana Tech | 51 88 | 116 | A Western Ky. | 58 76 | | | | | | | |
| 185 | A Southern Miss. | 54 65 | 104 | A Virginia | 61 65 | | | | | | | |

Non-Div I Games:

Charlotte

■ Loss,
 ■ Non-Conf,
 ■ S Site,
 ■ H Home
 ■ A Away
 N Neutral

Chattanooga

Through Games Of Feb. 3, 2019

| Average RPI Win: | 236 | WON-LOST | WINNING | LAST 10 | STRENGTH OF | OPP. STRENGTH | TEAM | ADJ. | CONF. | ADJ CONF. |
|-------------------|----------|-----------|----------------|------------|-------------|---------------|------|------|-------|-----------|
| Average RPI Loss: | 60 | RECORD | PCT. RANK | GAMES | SCHEDULE | OF SCHEDULE | RPI | RPI | RPI | RPI |
| DIV. I ONLY | 10- 11 | 177 | 1- 0 | 39 | 151 | 130 | 130 | 25 | 25 | |
| DIV. I NON-CONF. | 4- 10 | 264 | 1- 0 | 3 | 63 | 89 | 89 | 24 | 24 | |
| TOTALS | RPI 1-25 | RPI 26-50 | W-L RECORDS | RPI 51-100 | RPI 101-150 | RPI 150+ | | | | |
| 10- 11 | 0- 4 | 0- 1 | OVERALL | 1- 3 | 0- 2 | 9- 1 | | | | |
| 6- 5 | 0- 2 | 0- 1 | HOME | 0- 1 | 0- 1 | 6- 0 | | | | |
| 2- 4 | 0- 1 | 0- 0 | AWAY | 0- 1 | 0- 1 | 2- 1 | | | | |
| 2- 2 | 0- 1 | 0- 0 | NEUTRAL | 1- 1 | 0- 0 | 1- 0 | | | | |
| 4- 10 | 0- 4 | 0- 1 | NON-CONFERENCE | 1- 3 | 0- 2 | 3- 0 | | | | |
| 1- 5 | 0- 2 | 0- 1 | HOME | 0- 1 | 0- 1 | 1- 0 | | | | |
| 1- 3 | 0- 1 | 0- 0 | AWAY | 0- 1 | 0- 1 | 1- 0 | | | | |
| 2- 2 | 0- 1 | 0- 0 | NEUTRAL | 1- 1 | 0- 0 | 1- 0 | | | | |
| 6- 1 | 0- 0 | 0- 0 | CONFERENCE | 0- 0 | 0- 0 | 6- 1 | | | | |
| 5- 0 | 0- 0 | 0- 0 | HOME | 0- 0 | 0- 0 | 5- 0 | | | | |
| 1- 1 | 0- 0 | 0- 0 | AWAY | 0- 0 | 0- 0 | 1- 1 | | | | |
| 0- 0 | 0- 0 | 0- 0 | NEUTRAL | 0- 0 | 0- 0 | 0- 0 | | | | |

| RPI 1-25 | | | | RPI 26-50 | | | | RPI 51-100 | | | | RPI 101+ Team's RPI: 130 | | | |
|---------------------------|---|----------------|-------|-----------|---|------------------|-------|------------|---|----------------|-------|--------------------------|---|----------------|-------|
| RPI | S | Opponent | Score | RPI | S | Opponent | Score | RPI | S | Opponent | Score | RPI | S | Opponent | Score |
| 3 | H | Louisville | 49 75 | 28 | H | South Dakota St. | 54 71 | 56 | A | Virginia Tech | 59 74 | 115 | A | Northern Colo. | 65 68 |
| 9 | H | NC State | 58 78 | | | | | 59 | N | Middle Tenn. | 47 58 | 134 | H | UT Martin | 79 81 |
| 14 | A | UCF | 37 75 | | | | | 63 | H | Belmont | 51 67 | 155 | A | Mercer | 58 65 |
| 21 | N | Central Mich. | 50 73 | | | | | 76 | N | Maine | 66 61 | 190 | A | Hampton | 58 50 |
| | | | | | | | | | | | | 196 | N | Saint Louis | 71 61 |
| | | | | | | | | | | | | 225 | H | Liberty | 75 60 |
| | | | | | | | | | | | | 238 | H | Furman | 73 53 |
| | | | | | | | | | | | | 246 | H | ETSU | 76 67 |
| | | | | | | | | | | | | 259 | A | Samford | 73 63 |
| | | | | | | | | | | | | 285 | H | Wofford | 89 82 |
| | | | | | | | | | | | | 313 | H | UNC Greensboro | 64 54 |
| | | | | | | | | | | | | 335 | H | Western Caro. | 72 58 |
| LAST 12 Division I GAMES: | | | | | | | | | | | | | | | |
| 313 | H | UNC Greensboro | 64 54 | 76 | N | Maine | 66 61 | 246 | H | ETSU | 76 67 | 59 | N | Middle Tenn. | 47 58 |
| 335 | H | Western Caro. | 72 58 | | | | | 9 | H | NC State | 58 78 | 63 | H | Belmont | 51 67 |
| 259 | A | Samford | 73 63 | | | | | 115 | A | Northern Colo. | 65 68 | | | | |
| 155 | A | Mercer | 58 65 | | | | | | | | | | | | |
| 238 | H | Furman | 73 53 | | | | | | | | | | | | |
| 285 | H | Wofford | 89 82 | | | | | | | | | | | | |

Non-Div I Games: Lee 61 55

Chattanooga

■ Loss,
■ Non-Conf, S Site,
■ Home
■ Away
N Neutral

| | | | | | | | | | | |
|-------------------|----------|-----------|----------------|------------|-------------|---------------|------|------|-------|-----------|
| Average RPI Win: | 340 | WON-LOST | WINNING | LAST 10 | STRENGTH OF | OPP. STRENGTH | TEAM | ADJ. | CONF. | ADJ CONF. |
| Average RPI Loss: | 215 | RECORD | PCT. RANK | GAMES | SCHEDULE | OF SCHEDULE | RPI | RPI | RPI | RPI |
| DIV. I ONLY | 1- 19 | 347 | 0- 1 | 257 | 340 | 346 | 346 | 30 | 30 | |
| DIV. I NON-CONF. | 0- 13 | 336 | 0- 0 | 178 | 327 | 341 | 341 | 30 | 30 | |
| TOTALS | RPI 1-25 | RPI 26-50 | W-L RECORDS | RPI 51-100 | RPI 101-150 | RPI 150+ | | | | |
| 1- 19 | 0- 0 | 0- 0 | OVERALL | 0- 2 | 0- 2 | 1- 15 | | | | |
| 1- 8 | 0- 0 | 0- 0 | HOME | 0- 0 | 0- 1 | 1- 7 | | | | |
| 0- 10 | 0- 0 | 0- 0 | AWAY | 0- 2 | 0- 1 | 0- 7 | | | | |
| 0- 1 | 0- 0 | 0- 0 | NEUTRAL | 0- 0 | 0- 0 | 0- 1 | | | | |
| 0- 13 | 0- 0 | 0- 0 | NON-CONFERENCE | 0- 2 | 0- 2 | 0- 9 | | | | |
| 0- 5 | 0- 0 | 0- 0 | HOME | 0- 0 | 0- 1 | 0- 4 | | | | |
| 0- 7 | 0- 0 | 0- 0 | AWAY | 0- 2 | 0- 1 | 0- 4 | | | | |
| 0- 1 | 0- 0 | 0- 0 | NEUTRAL | 0- 0 | 0- 0 | 0- 1 | | | | |
| 1- 6 | 0- 0 | 0- 0 | CONFERENCE | 0- 0 | 0- 0 | 1- 6 | | | | |
| 1- 3 | 0- 0 | 0- 0 | HOME | 0- 0 | 0- 0 | 1- 3 | | | | |
| 0- 3 | 0- 0 | 0- 0 | AWAY | 0- 0 | 0- 0 | 0- 3 | | | | |
| 0- 0 | 0- 0 | 0- 0 | NEUTRAL | 0- 0 | 0- 0 | 0- 0 | | | | |

| RPI 1-25 | | | | RPI 26-50 | | | | RPI 51-100 | | | | RPI 101+ | | | | Team's RPI: 346 | |
|---------------------------|---|--------------------|-------|-----------|-----|----------|----------------|------------|-----|---------------|-------|----------|-----|----------------------|--------------|-----------------|-----|
| RPI | S | Opponent | Score | RPI | S | Opponent | Score | RPI | S | Opponent | Score | RPI | S | Opponent | Score | | |
| | | | | | | | | 85 | A | Northwestern | 35 | 97 | 117 | A | Morehead St. | 68 | 104 |
| | | | | | | | | 98 | A | Northern Ill. | 52 | 114 | 141 | H | UAB | 45 | 90 |
| | | | | | | | | | | | | 156 | A | Bradley | 59 | 89 | |
| | | | | | | | | | | | | 159 | H | New Mexico St. | 66 | 87 | |
| | | | | | | | | | | | | 169 | A | Xavier | 57 | 91 | |
| | | | | | | | | | | | | 178 | A | Wisconsin | 38 | 85 | |
| | | | | | | | | | | | | 219 | H | UMKC | 58 | 111 | |
| | | | | | | | | | | | | 227 | A | Loyola Chicago | 40 | 76 | |
| | | | | | | | | | | | | 234 | H | SIUE | 66 | 82 | |
| | | | | | | | | | | | | 239 | H | Brown | 65 | 90 | |
| | | | | | | | | | | | | 254 | N | St. Francis Brooklyn | 73 | 110 | |
| | | | | | | | | | | | | 269 | A | Utah Valley | 61 | 76 | |
| | | | | | | | | | | | | 277 | H | CSU Bakersfield | 56 | 67 | |
| | | | | | | | | | | | | 287 | A | California Baptist | 52 | 89 | |
| | | | | | | | | | | | | 291 | H | Valparaiso | 70 | 76 | |
| | | | | | | | | | | | | 337 | H | Evansville | 58 | 67 | |
| | | | | | | | | | | | | 340 | H | Grand Canyon | 50 | 48 | |
| | | | | | | | | | | | | 341 | A | Seattle U | 54 | 90 | |
| LAST 12 Division I GAMES: | | | | | | | | | | | | | | | | | |
| 269 | A | Utah Valley | 61 | 76 | 159 | H | New Mexico St. | 66 | 87 | | | | | | | | |
| 341 | A | Seattle U | 54 | 90 | 239 | H | Brown | 65 | 90 | | | | | | | | |
| 277 | H | CSU Bakersfield | 56 | 67 | 156 | A | Bradley | 59 | 89 | | | | | | | | |
| 340 | H | Grand Canyon | 50 | 48 | 98 | A | Northern Ill. | 52 | 114 | | | | | | | | |
| 287 | A | California Baptist | 52 | 89 | 85 | A | Northwestern | 35 | 97 | | | | | | | | |
| 219 | H | UMKC | 58 | 111 | 178 | A | Wisconsin | 38 | 85 | | | | | | | | |

Non-Div I Games:

Chicago St.

■ Loss,
 ■ Non-Conf,
 ■ S Site,
 ■ H Home
 ■ A Away
 N Neutral

| | | | | | | | | | | |
|-------------------|----------|-----------|----------------|------------|-------------|---------------|------|------|-------|-----------|
| Average RPI Win: | 190 | WON-LOST | WINNING | LAST 10 | STRENGTH OF | OPP. STRENGTH | TEAM | ADJ. | CONF. | ADJ CONF. |
| Average RPI Loss: | 70 | RECORD | PCT. RANK | GAMES | SCHEDULE | OF SCHEDULE | RPI | RPI | RPI | RPI |
| DIV. I ONLY | 14- 8 | 97 | 0- 1 | 95 | 85 | 89 | 89 | 9 | 9 | |
| DIV. I NON-CONF. | 8- 5 | 120 | 0- 0 | 176 | 146 | 135 | 135 | 9 | 9 | |
| TOTALS | RPI 1-25 | RPI 26-50 | W-L RECORDS | RPI 51-100 | RPI 101-150 | RPI 150+ | | | | |
| 14- 8 | 0- 3 | 0- 0 | OVERALL | 2- 2 | 1- 2 | 11- 1 | | | | |
| 11- 2 | 0- 1 | 0- 0 | HOME | 2- 1 | 1- 0 | 8- 0 | | | | |
| 3- 6 | 0- 2 | 0- 0 | AWAY | 0- 1 | 0- 2 | 3- 1 | | | | |
| 0- 0 | 0- 0 | 0- 0 | NEUTRAL | 0- 0 | 0- 0 | 0- 0 | | | | |
| 8- 5 | 0- 0 | 0- 0 | NON-CONFERENCE | 1- 2 | 1- 2 | 6- 1 | | | | |
| 7- 1 | 0- 0 | 0- 0 | HOME | 1- 1 | 1- 0 | 5- 0 | | | | |
| 1- 4 | 0- 0 | 0- 0 | AWAY | 0- 1 | 0- 2 | 1- 1 | | | | |
| 0- 0 | 0- 0 | 0- 0 | NEUTRAL | 0- 0 | 0- 0 | 0- 0 | | | | |
| 6- 3 | 0- 3 | 0- 0 | CONFERENCE | 1- 0 | 0- 0 | 5- 0 | | | | |
| 4- 1 | 0- 1 | 0- 0 | HOME | 1- 0 | 0- 0 | 3- 0 | | | | |
| 2- 2 | 0- 2 | 0- 0 | AWAY | 0- 0 | 0- 0 | 2- 0 | | | | |
| 0- 0 | 0- 0 | 0- 0 | NEUTRAL | 0- 0 | 0- 0 | 0- 0 | | | | |

| RPI 1-25 | | | | RPI 26-50 | | | | RPI 51-100 Team's RPI: 89 | | | | RPI 101+ | | | |
|---------------------------|---|------------|-------|-----------|---|----------|-------|---------------------------|---|--------------|-------|----------|---|-------------|-------|
| RPI | S | Opponent | Score | RPI | S | Opponent | Score | RPI | S | Opponent | Score | RPI | S | Opponent | Score |
| 6 | A | UConn | 38 82 | | | | | 54 | A | Miami (OH) | 65 78 | 109 | A | Ohio St. | 56 69 |
| 6 | H | UConn | 55 65 | | | | | 67 | H | Old Dominion | 72 76 | 120 | H | VCU | 66 54 |
| 14 | A | UCF | 55 56 | | | | | 90 | H | Yale | 66 52 | 122 | A | Pittsburgh | 48 65 |
| | | | | | | | | 96 | H | Houston | 68 57 | 151 | A | South Fla. | 57 56 |
| | | | | | | | | | | | | 162 | A | Tulsa | 70 50 |
| | | | | | | | | | | | | 169 | H | Xavier | 79 61 |
| | | | | | | | | | | | | 180 | A | Ball St. | 63 75 |
| | | | | | | | | | | | | 186 | H | Temple | 72 52 |
| | | | | | | | | | | | | 196 | A | Saint Louis | 51 50 |
| | | | | | | | | | | | | 204 | H | SMU | 69 57 |
| | | | | | | | | | | | | 214 | H | Memphis | 80 56 |
| | | | | | | | | | | | | 224 | H | Howard | 85 51 |
| | | | | | | | | | | | | 246 | H | ETSU | 77 64 |
| | | | | | | | | | | | | 284 | H | Austin Peay | 69 48 |
| | | | | | | | | | | | | 324 | H | Lipscomb | 71 55 |
| LAST 12 Division I GAMES: | | | | | | | | | | | | | | | |
| 151 | A | South Fla. | 57 56 | 6 | H | UConn | 55 65 | | | | | | | | |
| 214 | H | Memphis | 80 56 | 6 | A | UConn | 38 82 | | | | | | | | |
| 96 | H | Houston | 68 57 | 204 | H | SMU | 69 57 | | | | | | | | |
| 162 | A | Tulsa | 70 50 | 224 | H | Howard | 85 51 | | | | | | | | |
| 186 | H | Temple | 72 52 | 169 | H | Xavier | 79 61 | | | | | | | | |
| 14 | A | UCF | 55 56 | 120 | H | VCU | 66 54 | | | | | | | | |

Non-Div I Games:

Cincinnati

Clemson

Through Games Of Feb. 3, 2019

| | | | | | | | | | | |
|-------------------|----------|-----------|----------------|------------|-------------|---------------|------|------|-------|-----------|
| Average RPI Win: | 144 | WON-LOST | WINNING | LAST 10 | STRENGTH OF | OPP. STRENGTH | TEAM | ADJ. | CONF. | ADJ CONF. |
| Average RPI Loss: | 43 | RECORD | PCT. RANK | GAMES | SCHEDULE | OF SCHEDULE | RPI | RPI | RPI | RPI |
| DIV. I ONLY | 14- 8 | 97 | 1- 0 | 23 | 20 | 47 | 47 | 1 | 1 | |
| DIV. I NON-CONF. | 9- 4 | 85 | 1- 0 | 136 | 94 | 102 | 102 | 1 | 1 | |
| TOTALS | RPI 1-25 | RPI 26-50 | W-L RECORDS | RPI 51-100 | RPI 101-150 | RPI 150+ | | | | |
| 14- 8 | 1- 5 | 2- 0 | OVERALL | 1- 1 | 5- 2 | 5- 0 | | | | |
| 10- 4 | 0- 3 | 1- 0 | HOME | 1- 0 | 3- 1 | 5- 0 | | | | |
| 3- 3 | 1- 2 | 1- 0 | AWAY | 0- 0 | 1- 1 | 0- 0 | | | | |
| 1- 1 | 0- 0 | 0- 0 | NEUTRAL | 0- 1 | 1- 0 | 0- 0 | | | | |
| 9- 4 | 0- 1 | 0- 0 | NON-CONFERENCE | 1- 1 | 3- 2 | 5- 0 | | | | |
| 8- 1 | 0- 0 | 0- 0 | HOME | 1- 0 | 2- 1 | 5- 0 | | | | |
| 0- 2 | 0- 1 | 0- 0 | AWAY | 0- 0 | 0- 1 | 0- 0 | | | | |
| 1- 1 | 0- 0 | 0- 0 | NEUTRAL | 0- 1 | 1- 0 | 0- 0 | | | | |
| 5- 4 | 1- 4 | 2- 0 | CONFERENCE | 0- 0 | 2- 0 | 0- 0 | | | | |
| 2- 3 | 0- 3 | 1- 0 | HOME | 0- 0 | 1- 0 | 0- 0 | | | | |
| 3- 1 | 1- 1 | 1- 0 | AWAY | 0- 0 | 1- 0 | 0- 0 | | | | |
| 0- 0 | 0- 0 | 0- 0 | NEUTRAL | 0- 0 | 0- 0 | 0- 0 | | | | |

| RPI 1-25 | | | | RPI 26-50 | | | | Team's RPI: 47 | RPI 51-100 | | | | RPI 101+ | | | |
|---------------------------|---|----------------|--------|-----------|---|-----------------|-------|----------------|------------|---|-----------|-------|----------|---|-----------------|-------|
| RPI | S | Opponent | Score | RPI | S | Opponent | Score | | RPI | S | Opponent | Score | RPI | S | Opponent | Score |
| 1 | H | Notre Dame | 63 101 | 27 | A | Miami (FL) | 76 67 | | 57 | N | Tennessee | 66 78 | 104 | H | Virginia | 71 65 |
| 3 | H | Louisville | 44 76 | 40 | H | Georgia Tech | 71 61 | | 63 | H | Belmont | 65 62 | 112 | A | Alabama | 56 76 |
| 9 | A | NC State | 51 54 | | | | | | | | | | 122 | A | Pittsburgh | 65 59 |
| 10 | H | Syracuse | 75 84 | | | | | | | | | | 127 | H | High Point | 83 64 |
| 15 | A | South Carolina | 57 69 | | | | | | | | | | 133 | H | Davidson | 80 90 |
| 23 | A | Florida St. | 57 45 | | | | | | | | | | 139 | H | Appalachian St. | 87 48 |
| | | | | | | | | | | | | | 145 | N | Oklahoma | 74 62 |
| | | | | | | | | | | | | | 189 | H | Illinois | 69 67 |
| | | | | | | | | | | | | | 199 | H | Rhode Island | 80 67 |
| | | | | | | | | | | | | | 229 | H | Marshall | 68 54 |
| | | | | | | | | | | | | | 285 | H | Wofford | 85 77 |
| | | | | | | | | | | | | | 324 | H | Lipscomb | 68 26 |
| LAST 12 Division I GAMES: | | | | | | | | | | | | | | | | |
| 3 | H | Louisville | 44 76 | 145 | N | Oklahoma | 74 62 | | | | | | | | | |
| 1 | H | Notre Dame | 63 101 | 27 | A | Miami (FL) | 76 67 | | | | | | | | | |
| 9 | A | NC State | 51 54 | 104 | H | Virginia | 71 65 | | | | | | | | | |
| 122 | A | Pittsburgh | 65 59 | 10 | H | Syracuse | 75 84 | | | | | | | | | |
| 40 | H | Georgia Tech | 71 61 | 139 | H | Appalachian St. | 87 48 | | | | | | | | | |
| 23 | A | Florida St. | 57 45 | 229 | H | Marshall | 68 54 | | | | | | | | | |

Non-Div I Games:

Clemson

■ Loss,
 ■ Non-Conf, S Site,
 ■ Home
 ■ Away
 N Neutral

| | | | | | | | | | | |
|-------------------|----------|-----------|----------------|------------|-------------|---------------|------|------|-------|-----------|
| Average RPI Win: | 295 | WON-LOST | WINNING | LAST 10 | STRENGTH OF | OPP. STRENGTH | TEAM | ADJ. | CONF. | ADJ CONF. |
| Average RPI Loss: | 143 | RECORD | PCT. RANK | GAMES | SCHEDULE | OF SCHEDULE | RPI | RPI | RPI | RPI |
| DIV. I ONLY | 7- 13 | 252 | 1- 0 | 246 | 239 | 270 | 270 | 20 | 20 | |
| DIV. I NON-CONF. | 1- 8 | 322 | 0- 0 | 76 | 280 | 283 | 283 | 17 | 17 | |
| TOTALS | RPI 1-25 | RPI 26-50 | W-L RECORDS | RPI 51-100 | RPI 101-150 | RPI 150+ | | | | |
| 7- 13 | 0- 0 | 0- 1 | OVERALL | 0- 3 | 0- 3 | 7- 6 | | | | |
| 5- 4 | 0- 0 | 0- 0 | HOME | 0- 2 | 0- 1 | 5- 1 | | | | |
| 2- 8 | 0- 0 | 0- 1 | AWAY | 0- 1 | 0- 1 | 2- 5 | | | | |
| 0- 1 | 0- 0 | 0- 0 | NEUTRAL | 0- 0 | 0- 1 | 0- 0 | | | | |
| 1- 8 | 0- 0 | 0- 1 | NON-CONFERENCE | 0- 1 | 0- 1 | 1- 5 | | | | |
| 1- 2 | 0- 0 | 0- 0 | HOME | 0- 1 | 0- 0 | 1- 1 | | | | |
| 0- 5 | 0- 0 | 0- 1 | AWAY | 0- 0 | 0- 0 | 0- 4 | | | | |
| 0- 1 | 0- 0 | 0- 0 | NEUTRAL | 0- 0 | 0- 1 | 0- 0 | | | | |
| 6- 5 | 0- 0 | 0- 0 | CONFERENCE | 0- 2 | 0- 2 | 6- 1 | | | | |
| 4- 2 | 0- 0 | 0- 0 | HOME | 0- 1 | 0- 1 | 4- 0 | | | | |
| 2- 3 | 0- 0 | 0- 0 | AWAY | 0- 1 | 0- 1 | 2- 1 | | | | |
| 0- 0 | 0- 0 | 0- 0 | NEUTRAL | 0- 0 | 0- 0 | 0- 0 | | | | |

| RPI 1-25 | | | RPI 26-50 | | | RPI 51-100 | | | RPI 101+ Team's RPI: 270 | | |
|---------------------------|---|----------------|-----------|-----|---|---------------|-------|-----|--------------------------|----------------|-------|
| RPI | S | Opponent | Score | RPI | S | Opponent | Score | RPI | S | Opponent | Score |
| | | | | 41 | A | Ohio | 54 72 | 69 | A | Green Bay | 53 62 |
| | | | | | | | | 82 | H | Toledo | 60 65 |
| | | | | | | | | 83 | H | Wright St. | 65 70 |
| | | | | | | | | 124 | N | Tulane | 72 81 |
| | | | | | | | | 126 | A | Youngstown St. | 55 73 |
| | | | | | | | | 135 | H | IUPUI | 50 75 |
| | | | | | | | | 156 | H | Bradley | 65 67 |
| | | | | | | | | 180 | A | Ball St. | 62 67 |
| | | | | | | | | 184 | H | Illinois St. | 67 63 |
| | | | | | | | | 191 | A | Eastern Mich. | 63 69 |
| | | | | | | | | 193 | A | Milwaukee | 53 59 |
| | | | | | | | | 229 | A | Marshall | 64 86 |
| | | | | | | | | 253 | A | San Diego | 82 83 |
| | | | | | | | | 280 | H | Northern Ky. | 76 47 |
| | | | | | | | | 304 | A | Oakland | 64 62 |
| | | | | | | | | 304 | H | Oakland | 98 90 |
| | | | | | | | | 331 | A | Detroit Mercy | 67 49 |
| | | | | | | | | 331 | H | Detroit Mercy | 67 51 |
| | | | | | | | | 333 | H | UIC | 71 53 |
| LAST 12 Division I GAMES: | | | | | | | | | | | |
| 331 | H | Detroit Mercy | 67 51 | 304 | H | Oakland | 98 90 | | | | |
| 126 | A | Youngstown St. | 55 73 | 333 | H | UIC | 71 53 | | | | |
| 83 | H | Wright St. | 65 70 | 135 | H | IUPUI | 50 75 | | | | |
| 280 | H | Northern Ky. | 76 47 | 331 | A | Detroit Mercy | 67 49 | | | | |
| 193 | A | Milwaukee | 53 59 | 304 | A | Oakland | 64 62 | | | | |
| 69 | A | Green Bay | 53 62 | 156 | H | Bradley | 65 67 | | | | |

Non-Div I Games: Lake Erie 79 49 Salem (WV) 113 81

Cleveland St.

Loss, Non-Conf, S Site, H Home A Away N Neutral

| | | | | | | | | | | |
|-------------------|----------|-----------|----------------|------------|-------------|---------------|------|------|-------|-----------|
| Average RPI Win: | 273 | WON-LOST | WINNING | LAST 10 | STRENGTH OF | OPP. STRENGTH | TEAM | ADJ. | CONF. | ADJ CONF. |
| Average RPI Loss: | 107 | RECORD | PCT. RANK | GAMES | SCHEDULE | OF SCHEDULE | RPI | RPI | RPI | RPI |
| DIV. I ONLY | 9- 9 | 160 | 1- 0 | 192 | 244 | 187 | 187 | 13 | 13 | |
| DIV. I NON-CONF. | 6- 3 | 91 | 0- 0 | 292 | 316 | 181 | 181 | 15 | 15 | |
| TOTALS | RPI 1-25 | RPI 26-50 | W-L RECORDS | RPI 51-100 | RPI 101-150 | RPI 150+ | | | | |
| 9- 9 | 0- 0 | 0- 2 | OVERALL | 0- 2 | 0- 3 | 9- 2 | | | | |
| 5- 3 | 0- 0 | 0- 0 | HOME | 0- 2 | 0- 1 | 5- 0 | | | | |
| 4- 4 | 0- 0 | 0- 0 | AWAY | 0- 0 | 0- 2 | 4- 2 | | | | |
| 0- 2 | 0- 0 | 0- 2 | NEUTRAL | 0- 0 | 0- 0 | 0- 0 | | | | |
| 6- 3 | 0- 0 | 0- 2 | NON-CONFERENCE | 0- 0 | 0- 0 | 6- 1 | | | | |
| 4- 0 | 0- 0 | 0- 0 | HOME | 0- 0 | 0- 0 | 4- 0 | | | | |
| 2- 1 | 0- 0 | 0- 0 | AWAY | 0- 0 | 0- 0 | 2- 1 | | | | |
| 0- 2 | 0- 0 | 0- 2 | NEUTRAL | 0- 0 | 0- 0 | 0- 0 | | | | |
| 3- 6 | 0- 0 | 0- 0 | CONFERENCE | 0- 2 | 0- 3 | 3- 1 | | | | |
| 1- 3 | 0- 0 | 0- 0 | HOME | 0- 2 | 0- 1 | 1- 0 | | | | |
| 2- 3 | 0- 0 | 0- 0 | AWAY | 0- 0 | 0- 2 | 2- 1 | | | | |
| 0- 0 | 0- 0 | 0- 0 | NEUTRAL | 0- 0 | 0- 0 | 0- 0 | | | | |

| RPI S | Opponent | Score | RPI S | Opponent | Score | RPI S | Opponent | Score | RPI S | Opponent | Score | Team's RPI: 187 |
|---------------------------|-------------------|-------|-------|-------------|-------|-------|------------------|-------|-------|----------------------|-------|-----------------|
| 38 | N Rice | 52 56 | 50 | N Auburn | 78 84 | 80 | H Little Rock | 47 60 | 107 | H South Alabama | 78 88 | |
| | | | | | | 91 | H Troy | 81 82 | 113 | A UT Arlington | 53 79 | |
| | | | | | | | | | 139 | A Appalachian St. | 53 67 | |
| | | | | | | | | | 170 | A UC Riverside | 43 62 | |
| | | | | | | | | | 175 | A Texas St. | 58 73 | |
| | | | | | | | | | 182 | H Arkansas St. | 88 72 | |
| | | | | | | | | | 214 | H Memphis | 90 71 | |
| | | | | | | | | | 220 | H Bowling Green | 81 80 | |
| | | | | | | | | | 240 | A Louisiana | 76 58 | |
| | | | | | | | | | 295 | H South Carolina St. | 57 44 | |
| | | | | | | | | | 310 | A La.-Monroe | 79 54 | |
| | | | | | | | | | 313 | A UNC Greensboro | 78 71 | |
| | | | | | | | | | 335 | H Western Caro. | 77 59 | |
| | | | | | | | | | 345 | A N.C. Central | 89 66 | |
| LAST 12 Division I GAMES: | | | | | | | | | | | | |
| 310 | A La.-Monroe | 79 54 | 240 | A Louisiana | 76 58 | 107 | H South Alabama | 78 88 | | | | |
| 182 | H Arkansas St. | 88 72 | 91 | H Troy | 81 82 | 313 | A UNC Greensboro | 78 71 | | | | |
| 80 | H Little Rock | 47 60 | 38 | N Rice | 52 56 | 50 | N Auburn | 78 84 | | | | |
| 139 | A Appalachian St. | 53 67 | | | | | | | | | | |
| 113 | A UT Arlington | 53 79 | | | | | | | | | | |
| 175 | A Texas St. | 58 73 | | | | | | | | | | |

Non-Div I Games: N.C. Wesleyan 126 65 Meredith 128 39

Coastal Caro.

■ Loss,
 ■ Non-Conf, S Site,
 ■ Home
 ■ Away
 N Neutral

| | | | | | | | | | | |
|-------------------|----------|-----------|----------------|------------|-------------|---------------|------|------|-------|-----------|
| Average RPI Win: | 269 | WON-LOST | WINNING | LAST 10 | STRENGTH OF | OPP. STRENGTH | TEAM | ADJ. | CONF. | ADJ CONF. |
| Average RPI Loss: | 181 | RECORD | PCT. RANK | GAMES | SCHEDULE | OF SCHEDULE | RPI | RPI | RPI | RPI |
| DIV. I ONLY | 5- 14 | 293 | 1- 0 | 226 | 302 | 292 | 292 | 10 | 10 | |
| DIV. I NON-CONF. | 3- 7 | 256 | 0- 0 | 327 | 351 | 339 | 339 | 11 | 11 | |
| TOTALS | RPI 1-25 | RPI 26-50 | W-L RECORDS | RPI 51-100 | RPI 101-150 | RPI 150+ | | | | |
| 5- 14 | 0- 0 | 0- 1 | OVERALL | 0- 2 | 1- 3 | 4- 8 | | | | |
| 3- 6 | 0- 0 | 0- 1 | HOME | 0- 1 | 0- 1 | 3- 3 | | | | |
| 2- 8 | 0- 0 | 0- 0 | AWAY | 0- 1 | 1- 2 | 1- 5 | | | | |
| 0- 0 | 0- 0 | 0- 0 | NEUTRAL | 0- 0 | 0- 0 | 0- 0 | | | | |
| 3- 7 | 0- 0 | 0- 0 | NON-CONFERENCE | 0- 0 | 0- 1 | 3- 6 | | | | |
| 2- 3 | 0- 0 | 0- 0 | HOME | 0- 0 | 0- 0 | 2- 3 | | | | |
| 1- 4 | 0- 0 | 0- 0 | AWAY | 0- 0 | 0- 1 | 1- 3 | | | | |
| 0- 0 | 0- 0 | 0- 0 | NEUTRAL | 0- 0 | 0- 0 | 0- 0 | | | | |
| 2- 7 | 0- 0 | 0- 1 | CONFERENCE | 0- 2 | 1- 2 | 1- 2 | | | | |
| 1- 3 | 0- 0 | 0- 1 | HOME | 0- 1 | 0- 1 | 1- 0 | | | | |
| 1- 4 | 0- 0 | 0- 0 | AWAY | 0- 1 | 1- 1 | 0- 2 | | | | |
| 0- 0 | 0- 0 | 0- 0 | NEUTRAL | 0- 0 | 0- 0 | 0- 0 | | | | |



















































| RPI S | Opponent | Score | RPI S | Opponent | Score | RPI S | Opponent | Score | RPI S | Opponent | Score | Team's RPI: 292 |
|---------------------------|----------|-------|-------|------------------|-------|-------|------------------|-------|-------|----------------------|-------|-----------------|
| | | | 42 | H James Madison | 50 91 | 84 | H Northeastern | 56 87 | 118 | A UNCW | 49 71 | |
| | | | | | | 88 | A Drexel | 53 76 | 119 | H Towson | 61 77 | |
| | | | | | | | | | 139 | A Appalachian St. | 66 80 | |
| | | | | | | | | | 147 | A William & Mary | 66 54 | |
| | | | | | | | | | 161 | A Delaware | 50 74 | |
| | | | | | | | | | 200 | A Elon | 68 76 | |
| | | | | | | | | | 202 | A George Mason | 52 66 | |
| | | | | | | | | | 238 | H Furman | 67 70 | |
| | | | | | | | | | 249 | A Campbell | 65 66 | |
| | | | | | | | | | 250 | H Hofstra | 70 62 | |
| | | | | | | | | | 275 | H Winthrop | 64 71 | |
| | | | | | | | | | 285 | A Wofford | 58 78 | |
| | | | | | | | | | 295 | H South Carolina St. | 75 51 | |
| | | | | | | | | | 324 | A Lipscomb | 65 63 | |
| | | | | | | | | | 330 | H Charleston So. | 79 52 | |
| | | | | | | | | | 334 | H Presbyterian | 65 71 | |
| LAST 12 Division I GAMES: | | | | | | | | | | | | |
| | | | 84 | H Northeastern | 56 87 | 250 | H Hofstra | 70 62 | | | | |
| | | | 161 | A Delaware | 50 74 | 200 | A Elon | 68 76 | | | | |
| | | | 88 | A Drexel | 53 76 | 118 | A UNCW | 49 71 | | | | |
| | | | 42 | H James Madison | 50 91 | 202 | A George Mason | 52 66 | | | | |
| | | | 119 | H Towson | 61 77 | 334 | H Presbyterian | 65 71 | | | | |
| | | | 147 | A William & Mary | 66 54 | 330 | H Charleston So. | 79 52 | | | | |

Non-Div I Games: North Greenville 95 62

Col. of Charleston



■ Loss,
 ■ Non-Conf, S Site,
 ■ Home
 ■ Away
 N Neutral

| | | | | | | | | | |
|------------------------------|----------|-----------|----------------|-------------|---------------|----------|------|-------|-----------|
| Average RPI Win: 274 | WON-LOST | WINNING | LAST 10 | STRENGTH OF | OPP. STRENGTH | TEAM | ADJ. | CONF. | ADJ CONF. |
| Average RPI Loss: 165 | RECORD | PCT. RANK | GAMES | SCHEDULE | OF SCHEDULE | RPI | RPI | RPI | RPI |
| DIV. I ONLY | 9- 11 | 201 | 0- 1 | 258 | 290 | 232 | 232 | 19 | 19 |
| DIV. I NON-CONF. | 4- 6 | 212 | 0- 0 | 312 | 340 | 289 | 289 | 22 | 22 |
| TOTALS | RPI 1-25 | RPI 26-50 | W-L RECORDS | RPI 51-100 | RPI 101-150 | RPI 150+ | | | |
| 9- 11 | 0- 0 | 0- 1 | OVERALL | 0- 1 | 0- 4 | 9- 5 | | | |
| 5- 4 | 0- 0 | 0- 1 | HOME | 0- 0 | 0- 1 | 5- 2 | | | |
| 4- 7 | 0- 0 | 0- 0 | AWAY | 0- 1 | 0- 3 | 4- 3 | | | |
| 0- 0 | 0- 0 | 0- 0 | NEUTRAL | 0- 0 | 0- 0 | 0- 0 | | | |
| 4- 6 | 0- 0 | 0- 0 | NON-CONFERENCE | 0- 1 | 0- 1 | 4- 4 | | | |
| 3- 1 | 0- 0 | 0- 0 | HOME | 0- 0 | 0- 0 | 3- 1 | | | |
| 1- 5 | 0- 0 | 0- 0 | AWAY | 0- 1 | 0- 1 | 1- 3 | | | |
| 0- 0 | 0- 0 | 0- 0 | NEUTRAL | 0- 0 | 0- 0 | 0- 0 | | | |
| 5- 5 | 0- 0 | 0- 1 | CONFERENCE | 0- 0 | 0- 3 | 5- 1 | | | |
| 2- 3 | 0- 0 | 0- 1 | HOME | 0- 0 | 0- 1 | 2- 1 | | | |
| 3- 2 | 0- 0 | 0- 0 | AWAY | 0- 0 | 0- 2 | 3- 0 | | | |
| 0- 0 | 0- 0 | 0- 0 | NEUTRAL | 0- 0 | 0- 0 | 0- 0 | | | |

| RPI S | Opponent | Score | RPI S | Opponent | Score | RPI S | Opponent | Score | RPI S | Opponent | Score | Team's RPI: 232 |
|---------------------------|----------|-------|---|-----------------|---|---|------------|--|---|---------------------|--|-----------------|
| | | | 48  | Bucknell | 62  90 | 90  | Yale | 61  80 | 101  | American | 57  76 | |
| | | | | | | | | | 101  | American | 66  71 | |
| | | | | | | | | | 108  | Dayton | 58  67 | |
| | | | | | | | | | 137  | Lehigh | 58  86 | |
| | | | | | | | | | 167  | Boston U. | 81 72 | |
| | | | | | | | | | 202  | George Mason | 61  64 | |
| | | | | | | | | | 209  | Holy Cross | 70 67 | |
| | | | | | | | | | 216  | Navy | 49  62 | |
| | | | | | | | | | 231  | Niagara | 69  74 | |
| | | | | | | | | | 265  | Columbia | 84 71 | |
| | | | | | | | | | 267  | Canisius | 67 53 | |
| | | | | | | | | | 271  | Siena | 53  55 | |
| | | | | | | | | | 296  | Army West Point | 70 58 | |
| | | | | | | | | | 297  | Loyola Maryland | 73 64 | |
| | | | | | | | | | 306  | UMass Lowell | 61 52 | |
| | | | | | | | | | 308  | NJIT | 53  71 | |
| | | | | | | | | | 318  | Lafayette | 60 49 | |
| | | | | | | | | | 343  | Fairleigh Dickinson | 71 52 | |
| LAST 12 Division I GAMES: | | | | | | | | | | | | |
| | | | 296  | Army West Point | 70 58 | 101  | American | 66  71 | | | | |
| | | | 297  | Loyola Maryland | 73 64 | 318  | Lafayette | 60 49 | | | | |
| | | | 137  | Lehigh | 58  86 | 101  | American | 57  76 | | | | |
| | | | 48  | Bucknell | 62  90 | 209  | Holy Cross | 70 67 | | | | |
| | | | 167  | Boston U. | 81 72 | 231  | Niagara | 69  74 | | | | |
| | | | 216  | Navy | 49  62 | 308  | NJIT | 53  71 | | | | |

Non-Div I Games:

Colgate

 Loss,
  Non-Conf,
 S Site,
  Home
  Away
 N Neutral

Colorado

Through Games Of Feb. 3, 2019

| Average RPI Win: | 193 | WON-LOST | WINNING | LAST 10 | STRENGTH OF | OPP. STRENGTH | TEAM | ADJ. | CONF. | ADJ CONF. |
|-------------------|----------|-----------|----------------|------------|-------------|---------------|------|------|-------|-----------|
| Average RPI Loss: | 46 | RECORD | PCT. RANK | GAMES | SCHEDULE | OF SCHEDULE | RPI | RPI | RPI | RPI |
| DIV. I ONLY | 10- 11 | 177 | 0- 1 | 51 | 48 | 131 | 131 | 2 | 2 | |
| DIV. I NON-CONF. | 10- 1 | 17 | 0- 0 | 220 | 145 | 45 | 45 | 2 | 2 | |
| TOTALS | RPI 1-25 | RPI 26-50 | W-L RECORDS | RPI 51-100 | RPI 101-150 | RPI 150+ | | | | |
| 10- 11 | 1- 3 | 0- 5 | OVERALL | 0- 1 | 2- 2 | 7- 0 | | | | |
| 8- 5 | 1- 2 | 0- 2 | HOME | 0- 1 | 2- 0 | 5- 0 | | | | |
| 1- 6 | 0- 1 | 0- 3 | AWAY | 0- 0 | 0- 2 | 1- 0 | | | | |
| 1- 0 | 0- 0 | 0- 0 | NEUTRAL | 0- 0 | 0- 0 | 1- 0 | | | | |
| 10- 1 | 1- 0 | 0- 1 | NON-CONFERENCE | 0- 0 | 2- 0 | 7- 0 | | | | |
| 8- 0 | 1- 0 | 0- 0 | HOME | 0- 0 | 2- 0 | 5- 0 | | | | |
| 1- 1 | 0- 0 | 0- 1 | AWAY | 0- 0 | 0- 0 | 1- 0 | | | | |
| 1- 0 | 0- 0 | 0- 0 | NEUTRAL | 0- 0 | 0- 0 | 1- 0 | | | | |
| 0- 10 | 0- 3 | 0- 4 | CONFERENCE | 0- 1 | 0- 2 | 0- 0 | | | | |
| 0- 5 | 0- 2 | 0- 2 | HOME | 0- 1 | 0- 0 | 0- 0 | | | | |
| 0- 5 | 0- 1 | 0- 2 | AWAY | 0- 0 | 0- 2 | 0- 0 | | | | |
| 0- 0 | 0- 0 | 0- 0 | NEUTRAL | 0- 0 | 0- 0 | 0- 0 | | | | |

| RPI S Opponent Score | RPI S Opponent Score | RPI S Opponent Score | RPI S Opponent Score |
|----------------------------|--------------------------|----------------------|----------------------------|
| 4 A Oregon 43 102 | 26 H California 60 80 | 72 H Arizona 67 69 | 115 H Northern Colo. 77 69 |
| 5 H Stanford 69 80 | 27 A Miami (FL) 58 73 | | 123 A Washington St. 48 74 |
| 17 H Arizona St. 70 76 | 30 A Utah 59 78 | | 136 A Washington 58 68 |
| 22 H North Carolina 86 74 | 30 H Utah 61 76 | | 138 H Pepperdine 80 65 |
| | 31 A Oregon St. 65 89 | | 195 N Utah St. 78 68 |
| | | | 198 H Prairie View 79 38 |
| | | | 216 H Navy 59 43 |
| | | | 221 H Colorado St. 59 40 |
| | | | 241 A Nevada 65 52 |
| | | | 259 H Samford 81 39 |
| | | | 327 H San Jose St. 76 64 |
| LAST 12 Division I GAMES: | | | |
| 31 A Oregon St. 65 89 | 4 A Oregon 43 102 | | |
| 26 H California 60 80 | 17 H Arizona St. 70 76 | | |
| 5 H Stanford 69 80 | 72 H Arizona 67 69 | | |
| 30 A Utah 59 78 | 30 H Utah 61 76 | | |
| 123 A Washington St. 48 74 | 259 H Samford 81 39 | | |
| 136 A Washington 58 68 | 198 H Prairie View 79 38 | | |

Non-Div I Games:

Colorado

Loss, Non-Conf, S Site, H Home A Away N Neutral

| | | | | | | | | | | |
|-------------------|----------|-----------|----------------|------------|-------------|---------------|------|------|-------|-----------|
| Average RPI Win: | 238 | WON-LOST | WINNING | LAST 10 | STRENGTH OF | OPP. STRENGTH | TEAM | ADJ. | CONF. | ADJ CONF. |
| Average RPI Loss: | 113 | RECORD | PCT. RANK | GAMES | SCHEDULE | OF SCHEDULE | RPI | RPI | RPI | RPI |
| DIV. I ONLY | 6- 12 | 259 | 1- 0 | 83 | 144 | 221 | 221 | 15 | 15 | |
| DIV. I NON-CONF. | 4- 5 | 190 | 0- 0 | 48 | 99 | 163 | 163 | 13 | 13 | |
| TOTALS | RPI 1-25 | RPI 26-50 | W-L RECORDS | RPI 51-100 | RPI 101-150 | RPI 150+ | | | | |
| 6- 12 | 0- 2 | 0- 2 | OVERALL | 0- 1 | 0- 4 | 6- 3 | | | | |
| 6- 5 | 0- 1 | 0- 0 | HOME | 0- 0 | 0- 2 | 6- 2 | | | | |
| 0- 7 | 0- 1 | 0- 2 | AWAY | 0- 1 | 0- 2 | 0- 1 | | | | |
| 0- 0 | 0- 0 | 0- 0 | NEUTRAL | 0- 0 | 0- 0 | 0- 0 | | | | |
| 4- 5 | 0- 2 | 0- 1 | NON-CONFERENCE | 0- 0 | 0- 2 | 4- 0 | | | | |
| 4- 2 | 0- 1 | 0- 0 | HOME | 0- 0 | 0- 1 | 4- 0 | | | | |
| 0- 3 | 0- 1 | 0- 1 | AWAY | 0- 0 | 0- 1 | 0- 0 | | | | |
| 0- 0 | 0- 0 | 0- 0 | NEUTRAL | 0- 0 | 0- 0 | 0- 0 | | | | |
| 2- 7 | 0- 0 | 0- 1 | CONFERENCE | 0- 1 | 0- 2 | 2- 3 | | | | |
| 2- 3 | 0- 0 | 0- 0 | HOME | 0- 0 | 0- 1 | 2- 2 | | | | |
| 0- 4 | 0- 0 | 0- 1 | AWAY | 0- 1 | 0- 1 | 0- 1 | | | | |
| 0- 0 | 0- 0 | 0- 0 | NEUTRAL | 0- 0 | 0- 0 | 0- 0 | | | | |

| RPI 1-25 | | | | RPI 26-50 | | | | RPI 51-100 | | | | RPI 101+ Team's RPI: 221 | | | |
|---------------------------|---|-------------|-------|-----------|---|-------------|-------|------------|---|-----------|-------|--------------------------|---|----------------|-------|
| RPI | S | Opponent | Score | RPI | S | Opponent | Score | RPI | S | Opponent | Score | RPI | S | Opponent | Score |
| 12 | A | Gonzaga | 39 50 | 34 | A | BYU | 42 51 | 61 | A | Boise St. | 57 70 | 115 | H | Northern Colo. | 47 53 |
| 17 | H | Arizona St. | 39 70 | 39 | A | New Mexico | 58 70 | | | | | 128 | A | Fresno St. | 54 57 |
| | | | | | | | | | | | | 128 | H | Fresno St. | 55 66 |
| | | | | | | | | | | | | 131 | A | Colorado | 40 59 |
| | | | | | | | | | | | | 168 | H | Denver | 84 79 |
| | | | | | | | | | | | | 195 | H | Utah St. | 53 72 |
| | | | | | | | | | | | | 210 | H | UNLV | 52 49 |
| | | | | | | | | | | | | 241 | H | Nevada | 38 62 |
| | | | | | | | | | | | | 247 | H | Cornell | 56 53 |
| | | | | | | | | | | | | 252 | A | Air Force | 48 63 |
| | | | | | | | | | | | | 252 | H | Air Force | 55 48 |
| | | | | | | | | | | | | 266 | H | Northern Ariz. | 65 54 |
| | | | | | | | | | | | | 282 | H | North Florida | 61 59 |
| LAST 12 Division I GAMES: | | | | | | | | | | | | | | | |
| 61 | A | Boise St. | 57 70 | 252 | H | Air Force | 55 48 | | | | | | | | |
| 128 | A | Fresno St. | 54 57 | 128 | H | Fresno St. | 55 66 | | | | | | | | |
| 241 | H | Nevada | 38 62 | 210 | H | UNLV | 52 49 | | | | | | | | |
| 195 | H | Utah St. | 53 72 | 168 | H | Denver | 84 79 | | | | | | | | |
| 39 | A | New Mexico | 58 70 | 34 | A | BYU | 42 51 | | | | | | | | |
| 252 | A | Air Force | 48 63 | 17 | H | Arizona St. | 39 70 | | | | | | | | |

Non-Div I Games: Chadron St. 91 38 Eastern N.M. 72 46

Colorado St.

Loss, Non-Conf, S Site, H Home A Away N Neutral

| | | | | | | | | | |
|------------------------------|----------|-----------|----------------|-------------|---------------|----------|------|-------|-----------|
| Average RPI Win: 228 | WON-LOST | WINNING | LAST 10 | STRENGTH OF | OPP. STRENGTH | TEAM | ADJ. | CONF. | ADJ CONF. |
| Average RPI Loss: 177 | RECORD | PCT. RANK | GAMES | SCHEDULE | OF SCHEDULE | RPI | RPI | RPI | RPI |
| DIV. I ONLY | 5- 12 | 282 | 0- 1 | 181 | 254 | 265 | 265 | 11 | 11 |
| DIV. I NON-CONF. | 4- 9 | 252 | 0- 0 | 226 | 283 | 266 | 266 | 10 | 10 |
| TOTALS | RPI 1-25 | RPI 26-50 | W-L RECORDS | RPI 51-100 | RPI 101-150 | RPI 150+ | | | |
| 5- 12 | 0- 0 | 0- 0 | OVERALL | 0- 3 | 0- 2 | 5- 7 | | | |
| 3- 5 | 0- 0 | 0- 0 | HOME | 0- 3 | 0- 0 | 3- 2 | | | |
| 2- 7 | 0- 0 | 0- 0 | AWAY | 0- 0 | 0- 2 | 2- 5 | | | |
| 0- 0 | 0- 0 | 0- 0 | NEUTRAL | 0- 0 | 0- 0 | 0- 0 | | | |
| 4- 9 | 0- 0 | 0- 0 | NON-CONFERENCE | 0- 1 | 0- 2 | 4- 6 | | | |
| 2- 3 | 0- 0 | 0- 0 | HOME | 0- 1 | 0- 0 | 2- 2 | | | |
| 2- 6 | 0- 0 | 0- 0 | AWAY | 0- 0 | 0- 2 | 2- 4 | | | |
| 0- 0 | 0- 0 | 0- 0 | NEUTRAL | 0- 0 | 0- 0 | 0- 0 | | | |
| 1- 3 | 0- 0 | 0- 0 | CONFERENCE | 0- 2 | 0- 0 | 1- 1 | | | |
| 1- 2 | 0- 0 | 0- 0 | HOME | 0- 2 | 0- 0 | 1- 0 | | | |
| 0- 1 | 0- 0 | 0- 0 | AWAY | 0- 0 | 0- 0 | 0- 1 | | | |
| 0- 0 | 0- 0 | 0- 0 | NEUTRAL | 0- 0 | 0- 0 | 0- 0 | | | |

| RPI 1-25 | | | RPI 26-50 | | | RPI 51-100 | | | RPI 101+ | | | Team's RPI: 265 |
|---------------------------|---|----------|-----------|-----|---|-------------------|-------|-------------------------|----------|----------|-------|-----------------|
| RPI | S | Opponent | Score | RPI | S | Opponent | Score | RPI | S | Opponent | Score | |
| | | | | | | 77 H Princeton | 64 79 | 102 A Boston College | | | 60 74 | |
| | | | | | | 81 H Penn | 60 72 | 140 A Fordham | | | 49 68 | |
| | | | | | | 96 H Houston | 72 83 | 155 A Mercer | | | 72 68 | |
| | | | | | | | | 189 A Illinois | | | 69 76 | |
| | | | | | | | | 190 H Hampton | | | 88 63 | |
| | | | | | | | | 193 A Milwaukee | | | 65 78 | |
| | | | | | | | | 232 A Colgate | | | 71 84 | |
| | | | | | | | | 236 H Albany (NY) | | | 58 62 | |
| | | | | | | | | 247 A Cornell | | | 51 60 | |
| | | | | | | | | 247 H Cornell | | | 65 57 | |
| | | | | | | | | 250 A Hofstra | | | 65 63 | |
| | | | | | | | | 255 H Cal St. Fullerton | | | 58 61 | |
| | | | | | | | | 281 A Saint Joseph's | | | 61 68 | |
| | | | | | | | | 296 H Army West Point | | | 70 49 | |
| LAST 12 Division I GAMES: | | | | | | | | | | | | |
| | | | | | | 77 H Princeton | 64 79 | 81 H Penn | | | 60 72 | |
| | | | | | | 247 H Cornell | 65 57 | 140 A Fordham | | | 49 68 | |
| | | | | | | 247 A Cornell | 51 60 | 255 H Cal St. Fullerton | | | 58 61 | |
| | | | | | | 155 A Mercer | 72 68 | 102 A Boston College | | | 60 74 | |
| | | | | | | 190 H Hampton | 88 63 | 281 A Saint Joseph's | | | 61 68 | |
| | | | | | | 236 H Albany (NY) | 58 62 | 232 A Colgate | | | 71 84 | |

Non-Div I Games:

Columbia

■ Loss,
 ■ Non-Conf, S Site,
 ■ Home
 ■ Away
 N Neutral

| | | | | | | | | | | |
|-------------------|----------|-----------|----------------|------------|-------------|---------------|------|------|-------|-----------|
| Average RPI Win: | 348 | WON-LOST | WINNING | LAST 10 | STRENGTH OF | OPP. STRENGTH | TEAM | ADJ. | CONF. | ADJ CONF. |
| Average RPI Loss: | 184 | RECORD | PCT. RANK | GAMES | SCHEDULE | OF SCHEDULE | RPI | RPI | RPI | RPI |
| DIV. I ONLY | 2- 19 | 343 | 0- 1 | 156 | 343 | 317 | 317 | 32 | 32 | |
| DIV. I NON-CONF. | 0- 12 | 336 | 0- 0 | 13 | 226 | 234 | 234 | 32 | 32 | |
| TOTALS | RPI 1-25 | RPI 26-50 | W-L RECORDS | RPI 51-100 | RPI 101-150 | RPI 150+ | | | | |
| 2- 19 | 0- 2 | 0- 1 | OVERALL | 0- 3 | 0- 3 | 2- 10 | | | | |
| 1- 6 | 0- 0 | 0- 0 | HOME | 0- 0 | 0- 0 | 1- 6 | | | | |
| 1- 12 | 0- 2 | 0- 1 | AWAY | 0- 3 | 0- 2 | 1- 4 | | | | |
| 0- 1 | 0- 0 | 0- 0 | NEUTRAL | 0- 0 | 0- 1 | 0- 0 | | | | |
| 0- 12 | 0- 2 | 0- 1 | NON-CONFERENCE | 0- 3 | 0- 3 | 0- 3 | | | | |
| 0- 1 | 0- 0 | 0- 0 | HOME | 0- 0 | 0- 0 | 0- 1 | | | | |
| 0- 10 | 0- 2 | 0- 1 | AWAY | 0- 3 | 0- 2 | 0- 2 | | | | |
| 0- 1 | 0- 0 | 0- 0 | NEUTRAL | 0- 0 | 0- 1 | 0- 0 | | | | |
| 2- 7 | 0- 0 | 0- 0 | CONFERENCE | 0- 0 | 0- 0 | 2- 7 | | | | |
| 1- 5 | 0- 0 | 0- 0 | HOME | 0- 0 | 0- 0 | 1- 5 | | | | |
| 1- 2 | 0- 0 | 0- 0 | AWAY | 0- 0 | 0- 0 | 1- 2 | | | | |
| 0- 0 | 0- 0 | 0- 0 | NEUTRAL | 0- 0 | 0- 0 | 0- 0 | | | | |

| RPI 1-25 | | | | RPI 26-50 | | | | RPI 51-100 | | | | RPI 101+ Team's RPI: 317 | | | |
|---------------------------|---|--------------------|--------|-----------|---|--------------|-------|------------|---|---------------|-------|--------------------------|---|--------------------|-------|
| RPI | S | Opponent | Score | RPI | S | Opponent | Score | RPI | S | Opponent | Score | RPI | S | Opponent | Score |
| 8 | A | Mississippi St. | 38 110 | 41 | A | Ohio | 62 87 | 62 | A | West Virginia | 37 78 | 104 | A | Virginia | 41 55 |
| 18 | A | Maryland | 36 93 | | | | | 67 | A | Old Dominion | 51 81 | 129 | A | Minnesota | 52 84 |
| | | | | | | | | 87 | A | FGCU | 61 93 | 141 | N | UAB | 61 86 |
| | | | | | | | | | | | | 229 | A | Marshall | 67 88 |
| | | | | | | | | | | | | 231 | A | Niagara | 69 71 |
| | | | | | | | | | | | | 256 | A | N.C. A&T | 42 66 |
| | | | | | | | | | | | | 258 | H | Bethune-Cookman | 65 71 |
| | | | | | | | | | | | | 268 | H | Norfolk St. | 63 68 |
| | | | | | | | | | | | | 295 | H | South Carolina St. | 59 75 |
| | | | | | | | | | | | | 301 | H | UMBC | 52 57 |
| | | | | | | | | | | | | 302 | H | Morgan St. | 57 74 |
| | | | | | | | | | | | | 345 | A | N.C. Central | 57 62 |
| | | | | | | | | | | | | 347 | A | Delaware St. | 71 57 |
| | | | | | | | | | | | | 348 | H | Florida A&M | 73 53 |
| | | | | | | | | | | | | 349 | H | Savannah St. | 70 76 |
| LAST 12 Division I GAMES: | | | | | | | | | | | | | | | |
| 258 | H | Bethune-Cookman | 65 71 | 302 | H | Morgan St. | 57 74 | | | | | | | | |
| 348 | H | Florida A&M | 73 53 | 347 | A | Delaware St. | 71 57 | | | | | | | | |
| 256 | A | N.C. A&T | 42 66 | 349 | H | Savannah St. | 70 76 | | | | | | | | |
| 345 | A | N.C. Central | 57 62 | 67 | A | Old Dominion | 51 81 | | | | | | | | |
| 295 | H | South Carolina St. | 59 75 | 141 | N | UAB | 61 86 | | | | | | | | |
| 268 | H | Norfolk St. | 63 68 | 87 | A | FGCU | 61 93 | | | | | | | | |

Non-Div I Games:

Coppin St.

■ Loss,
 ■ Non-Conf,
 ■ S Site,
 ■ Home
 ■ A Away
 N Neutral

| | | | | | | | | | |
|------------------------------|----------|-----------|----------------|-------------|---------------|----------|------|-------|-----------|
| Average RPI Win: 266 | WON-LOST | WINNING | LAST 10 | STRENGTH OF | OPP. STRENGTH | TEAM | ADJ. | CONF. | ADJ CONF. |
| Average RPI Loss: 165 | RECORD | PCT. RANK | GAMES | SCHEDULE | OF SCHEDULE | RPI | RPI | RPI | RPI |
| DIV. I ONLY | 7- 8 | 194 | 0- 1 | 276 | 257 | 247 | 247 | 11 | 11 |
| DIV. I NON-CONF. | 6- 5 | 143 | 0- 0 | 289 | 319 | 205 | 205 | 10 | 10 |
| TOTALS | RPI 1-25 | RPI 26-50 | W-L RECORDS | RPI 51-100 | RPI 101-150 | RPI 150+ | | | |
| 7- 8 | 0- 0 | 0- 0 | OVERALL | 0- 2 | 0- 2 | 7- 4 | | | |
| 6- 2 | 0- 0 | 0- 0 | HOME | 0- 2 | 0- 0 | 6- 0 | | | |
| 1- 6 | 0- 0 | 0- 0 | AWAY | 0- 0 | 0- 2 | 1- 4 | | | |
| 0- 0 | 0- 0 | 0- 0 | NEUTRAL | 0- 0 | 0- 0 | 0- 0 | | | |
| 6- 5 | 0- 0 | 0- 0 | NON-CONFERENCE | 0- 0 | 0- 2 | 6- 3 | | | |
| 5- 0 | 0- 0 | 0- 0 | HOME | 0- 0 | 0- 0 | 5- 0 | | | |
| 1- 5 | 0- 0 | 0- 0 | AWAY | 0- 0 | 0- 2 | 1- 3 | | | |
| 0- 0 | 0- 0 | 0- 0 | NEUTRAL | 0- 0 | 0- 0 | 0- 0 | | | |
| 1- 3 | 0- 0 | 0- 0 | CONFERENCE | 0- 2 | 0- 0 | 1- 1 | | | |
| 1- 2 | 0- 0 | 0- 0 | HOME | 0- 2 | 0- 0 | 1- 0 | | | |
| 0- 1 | 0- 0 | 0- 0 | AWAY | 0- 0 | 0- 0 | 0- 1 | | | |
| 0- 0 | 0- 0 | 0- 0 | NEUTRAL | 0- 0 | 0- 0 | 0- 0 | | | |

| RPI S | Opponent | Score | RPI S | Opponent | Score | RPI S | Opponent | Score | RPI S | Opponent | Score | Team's RPI: 247 |
|---------------------------|-------------------|--------------|-------|----------------|--------------|-------|-------------|--------------|-------|-------------------|--------------|-----------------|
| | | | | | | 77 | H Princeton | 46 75 | 129 | A Minnesota | 45 65 | |
| | | | | | | 81 | H Penn | 46 59 | 137 | A Lehigh | 54 67 | |
| | | | | | | | | | 165 | A Stony Brook | 61 63 | |
| | | | | | | | | | 190 | H Hampton | 79 53 | |
| | | | | | | | | | 203 | H St. Bonaventure | 58 44 | |
| | | | | | | | | | 221 | A Colorado St. | 53 56 | |
| | | | | | | | | | 236 | H Albany (NY) | 48 34 | |
| | | | | | | | | | 243 | A Binghamton | 61 72 | |
| | | | | | | | | | 265 | A Columbia | 57 65 | |
| | | | | | | | | | 265 | H Columbia | 60 51 | |
| | | | | | | | | | 306 | H UMass Lowell | 63 54 | |
| | | | | | | | | | 318 | A Lafayette | 62 59 | |
| | | | | | | | | | 347 | H Delaware St. | 94 59 | |
| LAST 12 Division I GAMES: | | | | | | | | | | | | |
| 81 | H Penn | 46 59 | 77 | H Princeton | 46 75 | | | | | | | |
| 265 | A Columbia | 57 65 | 347 | H Delaware St. | 94 59 | | | | | | | |
| 265 | H Columbia | 60 51 | 165 | A Stony Brook | 61 63 | | | | | | | |
| 203 | H St. Bonaventure | 58 44 | 137 | A Lehigh | 54 67 | | | | | | | |
| 190 | H Hampton | 79 53 | 221 | A Colorado St. | 53 56 | | | | | | | |
| 318 | A Lafayette | 62 59 | 129 | A Minnesota | 45 65 | | | | | | | |

Non-Div I Games:

Cornell

■ Loss,
 ■ Non-Conf, S Site,
 ■ Home
 ■ Away
 N Neutral

| Average RPI Win: | 174 | WON-LOST | WINNING | LAST 10 | STRENGTH OF | OPP. STRENGTH | TEAM | ADJ. | CONF. | ADJ CONF. |
|-------------------|----------|-----------|----------------|------------|-------------|---------------|------|------|-------|-----------|
| Average RPI Loss: | 53 | RECORD | PCT. RANK | GAMES | SCHEDULE | OF SCHEDULE | RPI | RPI | RPI | RPI |
| DIV. I ONLY | 10- 12 | 196 | 0- 1 | 46 | 39 | 105 | 105 | 6 | 6 | |
| DIV. I NON-CONF. | 6- 5 | 143 | 0- 0 | 102 | 56 | 95 | 95 | 4 | 4 | |
| TOTALS | RPI 1-25 | RPI 26-50 | W-L RECORDS | RPI 51-100 | RPI 101-150 | RPI 150+ | | | | |
| 10- 12 | 0- 3 | 1- 5 | OVERALL | 2- 2 | 1- 2 | 6- 0 | | | | |
| 4- 5 | 0- 1 | 0- 3 | HOME | 2- 0 | 0- 1 | 2- 0 | | | | |
| 4- 7 | 0- 2 | 1- 2 | AWAY | 0- 2 | 1- 1 | 2- 0 | | | | |
| 2- 0 | 0- 0 | 0- 0 | NEUTRAL | 0- 0 | 0- 0 | 2- 0 | | | | |
| 6- 5 | 0- 2 | 0- 2 | NON-CONFERENCE | 1- 1 | 0- 0 | 5- 0 | | | | |
| 2- 2 | 0- 1 | 0- 1 | HOME | 1- 0 | 0- 0 | 1- 0 | | | | |
| 2- 3 | 0- 1 | 0- 1 | AWAY | 0- 1 | 0- 0 | 2- 0 | | | | |
| 2- 0 | 0- 0 | 0- 0 | NEUTRAL | 0- 0 | 0- 0 | 2- 0 | | | | |
| 4- 7 | 0- 1 | 1- 3 | CONFERENCE | 1- 1 | 1- 2 | 1- 0 | | | | |
| 2- 3 | 0- 0 | 0- 2 | HOME | 1- 0 | 0- 1 | 1- 0 | | | | |
| 2- 4 | 0- 1 | 1- 1 | AWAY | 0- 1 | 1- 1 | 0- 0 | | | | |
| 0- 0 | 0- 0 | 0- 0 | NEUTRAL | 0- 0 | 0- 0 | 0- 0 | | | | |

| RPI | S | Opponent | Score | RPI | S | Opponent | Score | RPI | S | Opponent | Score | RPI | S | Opponent | Score | Team's RPI: 105 |
|---------------------------|---|-------------|-------|-----|---|------------------|-------|-----|---|------------|-------|-----|---|-----------------|-------|-----------------|
| 7 | A | Marquette | 67 85 | 28 | A | South Dakota St. | 48 74 | 93 | A | Georgetown | 53 62 | 103 | H | Providence | 63 77 | |
| 19 | H | Drake | 69 85 | 36 | H | South Dakota | 65 77 | 93 | H | Georgetown | 65 38 | 106 | A | Seton Hall | 75 82 | |
| 23 | A | Florida St. | 52 71 | 37 | A | DePaul | 85 82 | 94 | A | UNI | 55 65 | 125 | A | St. John's (NY) | 65 63 | |
| | | | | 43 | A | Villanova | 62 67 | 100 | H | Nebraska | 74 65 | 151 | N | South Fla. | 83 76 | |
| | | | | 43 | H | Villanova | 52 54 | | | | | 169 | H | Xavier | 66 62 | |
| | | | | 45 | H | Butler | 43 75 | | | | | 171 | N | Vanderbilt | 75 55 | |
| LAST 12 Division I GAMES: | | | | | | | | | | | | | | | | |
| | | | | 93 | A | Georgetown | 53 62 | 43 | A | Villanova | 62 67 | | | | | |
| | | | | 103 | H | Providence | 63 77 | 93 | H | Georgetown | 65 38 | | | | | |
| | | | | 45 | H | Butler | 43 75 | 43 | H | Villanova | 52 54 | | | | | |
| | | | | 169 | H | Xavier | 66 62 | 7 | A | Marquette | 67 85 | | | | | |
| | | | | 125 | A | St. John's (NY) | 65 63 | 37 | A | DePaul | 85 82 | | | | | |
| | | | | 106 | A | Seton Hall | 75 82 | 171 | N | Vanderbilt | 75 55 | | | | | |

Non-Div I Games:

Creighton

■ Loss,
 ■ Non-Conf,
 ■ S Site,
 ■ H Home
 ■ A Away
 N Neutral

| Average RPI Win: | 271 | WON-LOST | WINNING | LAST 10 | STRENGTH OF | OPP. STRENGTH | TEAM | ADJ. | CONF. | ADJ CONF. |
|-------------------|----------|-----------|----------------|------------|-------------|---------------|------|------|-------|-----------|
| Average RPI Loss: | 136 | RECORD | PCT. RANK | GAMES | SCHEDULE | OF SCHEDULE | RPI | RPI | RPI | RPI |
| DIV. I ONLY | 8- 9 | 193 | 0- 1 | 285 | 187 | 226 | 226 | 11 | 11 | |
| DIV. I NON-CONF. | 7- 6 | 153 | 0- 1 | 309 | 249 | 243 | 243 | 10 | 10 | |
| TOTALS | RPI 1-25 | RPI 26-50 | W-L RECORDS | RPI 51-100 | RPI 101-150 | RPI 150+ | | | | |
| 8- 9 | 0- 1 | 0- 0 | OVERALL | 0- 4 | 0- 1 | 8- 3 | | | | |
| 5- 2 | 0- 1 | 0- 0 | HOME | 0- 1 | 0- 0 | 5- 0 | | | | |
| 3- 5 | 0- 0 | 0- 0 | AWAY | 0- 2 | 0- 1 | 3- 2 | | | | |
| 0- 2 | 0- 0 | 0- 0 | NEUTRAL | 0- 1 | 0- 0 | 0- 1 | | | | |
| 7- 6 | 0- 1 | 0- 0 | NON-CONFERENCE | 0- 1 | 0- 1 | 7- 3 | | | | |
| 5- 1 | 0- 1 | 0- 0 | HOME | 0- 0 | 0- 0 | 5- 0 | | | | |
| 2- 3 | 0- 0 | 0- 0 | AWAY | 0- 0 | 0- 1 | 2- 2 | | | | |
| 0- 2 | 0- 0 | 0- 0 | NEUTRAL | 0- 1 | 0- 0 | 0- 1 | | | | |
| 1- 3 | 0- 0 | 0- 0 | CONFERENCE | 0- 3 | 0- 0 | 1- 0 | | | | |
| 0- 1 | 0- 0 | 0- 0 | HOME | 0- 1 | 0- 0 | 0- 0 | | | | |
| 1- 2 | 0- 0 | 0- 0 | AWAY | 0- 2 | 0- 0 | 1- 0 | | | | |
| 0- 0 | 0- 0 | 0- 0 | NEUTRAL | 0- 0 | 0- 0 | 0- 0 | | | | |

| RPI S | Opponent | Score | RPI S | Opponent | Score | RPI S | Opponent | Score | RPI S | Opponent | Score | Team's RPI: 226 |
|---------------------------|------------------|-------|-------|--------------------|-------|-------|----------------|-------|-------|---------------------|-------|-----------------|
| 25 | H Buffalo | 69 75 | | | | 59 | N Middle Tenn. | 58 70 | 102 | A Boston College | 68 99 | |
| | | | | | | 68 | A Harvard | 46 56 | 167 | H Boston U. | 64 44 | |
| | | | | | | 68 | H Harvard | 57 73 | 239 | A Brown | 81 61 | |
| | | | | | | 90 | A Yale | 49 64 | 243 | H Binghamton | 63 39 | |
| | | | | | | | | | 253 | A San Diego | 76 78 | |
| | | | | | | | | | 255 | A Cal St. Fullerton | 62 67 | |
| | | | | | | | | | 273 | A Vermont | 66 42 | |
| | | | | | | | | | 297 | H Loyola Maryland | 54 41 | |
| | | | | | | | | | 305 | N UC Santa Barbara | 56 62 | |
| | | | | | | | | | 306 | H UMass Lowell | 70 54 | |
| | | | | | | | | | 316 | H Fairfield | 59 46 | |
| | | | | | | | | | 328 | A New Hampshire | 62 42 | |
| LAST 12 Division I GAMES: | | | | | | | | | | | | |
| 90 | A Yale | 49 64 | 305 | N UC Santa Barbara | 56 62 | | | | | | | |
| 239 | A Brown | 81 61 | 328 | A New Hampshire | 62 42 | | | | | | | |
| 68 | H Harvard | 57 73 | 25 | H Buffalo | 69 75 | | | | | | | |
| 68 | A Harvard | 46 56 | 306 | H UMass Lowell | 70 54 | | | | | | | |
| 243 | H Binghamton | 63 39 | 316 | H Fairfield | 59 46 | | | | | | | |
| 102 | A Boston College | 68 99 | 167 | H Boston U. | 64 44 | | | | | | | |

Non-Div I Games:

Dartmouth

■ Loss,
■ Non-Conf,
■ S Site,
■ H Home
■ A Away
N Neutral

| | | | | | | | | | |
|------------------------------|----------|-----------|----------------|-------------|---------------|----------|------|-------|-----------|
| Average RPI Win: 201 | WON-LOST | WINNING | LAST 10 | STRENGTH OF | OPP. STRENGTH | TEAM | ADJ. | CONF. | ADJ CONF. |
| Average RPI Loss: 154 | RECORD | PCT. RANK | GAMES | SCHEDULE | OF SCHEDULE | RPI | RPI | RPI | RPI |
| DIV. I ONLY | 12- 8 | 114 | 1- 0 | 206 | 154 | 133 | 133 | 17 | 17 |
| DIV. I NON-CONF. | 5- 7 | 206 | 0- 0 | 157 | 160 | 174 | 174 | 16 | 16 |
| ----- | | | | | | | | | |
| TOTALS | RPI 1-25 | RPI 26-50 | W-L RECORDS | RPI 51-100 | RPI 101-150 | RPI 150+ | | | |
| 12- 8 | 0- 1 | 1- 0 | OVERALL | 0- 1 | 4- 1 | 7- 5 | | | |
| 6- 2 | 0- 0 | 0- 0 | HOME | 0- 0 | 2- 1 | 4- 1 | | | |
| 6- 6 | 0- 1 | 1- 0 | AWAY | 0- 1 | 2- 0 | 3- 4 | | | |
| 0- 0 | 0- 0 | 0- 0 | NEUTRAL | 0- 0 | 0- 0 | 0- 0 | | | |
| 5- 7 | 0- 1 | 1- 0 | NON-CONFERENCE | 0- 1 | 2- 1 | 2- 4 | | | |
| 3- 1 | 0- 0 | 0- 0 | HOME | 0- 0 | 2- 1 | 1- 0 | | | |
| 2- 6 | 0- 1 | 1- 0 | AWAY | 0- 1 | 0- 0 | 1- 4 | | | |
| 0- 0 | 0- 0 | 0- 0 | NEUTRAL | 0- 0 | 0- 0 | 0- 0 | | | |
| 7- 1 | 0- 0 | 0- 0 | CONFERENCE | 0- 0 | 2- 0 | 5- 1 | | | |
| 3- 1 | 0- 0 | 0- 0 | HOME | 0- 0 | 0- 0 | 3- 1 | | | |
| 4- 0 | 0- 0 | 0- 0 | AWAY | 0- 0 | 2- 0 | 2- 0 | | | |
| 0- 0 | 0- 0 | 0- 0 | NEUTRAL | 0- 0 | 0- 0 | 0- 0 | | | |

| RPI 1-25 | | | | RPI 26-50 | | | | RPI 51-100 | | | | RPI 101+ Team's RPI: 133 | | | |
|---------------------------|---|-------------------|--------------|-----------|---|--------------|--------------|------------|---|-----------|--------------|--------------------------|---|-------------------|--------------|
| RPI | S | Opponent | Score | RPI | S | Opponent | Score | RPI | S | Opponent | Score | RPI | S | Opponent | Score |
| 9 | A | NC State | 45 75 | 47 | A | Clemson | 90 80 | 77 | A | Princeton | 57 65 | 127 | H | High Point | 71 62 |
| | | | | | | | | | | | | 139 | H | Appalachian St. | 78 81 |
| | | | | | | | | | | | | 140 | A | Fordham | 60 56 |
| | | | | | | | | | | | | 147 | H | William & Mary | 76 65 |
| | | | | | | | | | | | | 148 | A | Duquesne | 62 47 |
| | | | | | | | | | | | | 158 | A | Charlotte | 66 78 |
| | | | | | | | | | | | | 179 | A | UNC Asheville | 56 69 |
| | | | | | | | | | | | | 188 | A | George Washington | 62 42 |
| | | | | | | | | | | | | 199 | A | Rhode Island | 77 67 |
| | | | | | | | | | | | | 200 | A | Elon | 72 73 |
| | | | | | | | | | | | | 202 | H | George Mason | 67 59 |
| | | | | | | | | | | | | 208 | H | Massachusetts | 58 70 |
| | | | | | | | | | | | | 261 | H | Richmond | 78 55 |
| | | | | | | | | | | | | 262 | A | Gardner-Webb | 49 54 |
| | | | | | | | | | | | | 286 | H | La Salle | 80 61 |
| | | | | | | | | | | | | 330 | A | Charleston So. | 72 34 |
| | | | | | | | | | | | | 334 | H | Presbyterian | 83 56 |
| LAST 12 Division I GAMES: | | | | | | | | | | | | | | | |
| 188 | A | George Washington | 62 42 | 286 | H | La Salle | 80 61 | | | | | | | | |
| 140 | A | Fordham | 60 56 | 202 | H | George Mason | 67 59 | | | | | | | | |
| 208 | H | Massachusetts | 58 70 | 9 | A | NC State | 45 75 | | | | | | | | |
| 261 | H | Richmond | 78 55 | 158 | A | Charlotte | 66 78 | | | | | | | | |
| 199 | A | Rhode Island | 77 67 | 334 | H | Presbyterian | 83 56 | | | | | | | | |
| 148 | A | Duquesne | 62 47 | 47 | A | Clemson | 90 80 | | | | | | | | |

Non-Div I Games: Queens (NC) 80 47

Davidson

■ Loss,
 ■ Non-Conf, S Site,
 ■ Home
 ■ Away
 N Neutral

| Average RPI Win: | 185 | WON-LOST | WINNING | LAST 10 | STRENGTH OF | OPP. STRENGTH | TEAM | ADJ. | CONF. | ADJ CONF. |
|-------------------|----------|-----------|----------------|------------|-------------|---------------|------|------|-------|-----------|
| Average RPI Loss: | 84 | RECORD | PCT. RANK | GAMES | SCHEDULE | OF SCHEDULE | RPI | RPI | RPI | RPI |
| DIV. I ONLY | 11- 8 | 127 | 1- 0 | 94 | 91 | 108 | 108 | 17 | 17 | |
| DIV. I NON-CONF. | 5- 6 | 177 | 0- 0 | 19 | 45 | 79 | 79 | 16 | 16 | |
| TOTALS | RPI 1-25 | RPI 26-50 | W-L RECORDS | RPI 51-100 | RPI 101-150 | RPI 150+ | | | | |
| 11- 8 | 1- 2 | 1- 1 | OVERALL | 1- 3 | 1- 0 | 7- 2 | | | | |
| 8- 1 | 1- 0 | 0- 0 | HOME | 1- 1 | 1- 0 | 5- 0 | | | | |
| 2- 6 | 0- 2 | 0- 1 | AWAY | 0- 1 | 0- 0 | 2- 2 | | | | |
| 1- 1 | 0- 0 | 1- 0 | NEUTRAL | 0- 1 | 0- 0 | 0- 0 | | | | |
| 5- 6 | 1- 2 | 1- 1 | NON-CONFERENCE | 1- 3 | 0- 0 | 2- 0 | | | | |
| 4- 1 | 1- 0 | 0- 0 | HOME | 1- 1 | 0- 0 | 2- 0 | | | | |
| 0- 4 | 0- 2 | 0- 1 | AWAY | 0- 1 | 0- 0 | 0- 0 | | | | |
| 1- 1 | 0- 0 | 1- 0 | NEUTRAL | 0- 1 | 0- 0 | 0- 0 | | | | |
| 6- 2 | 0- 0 | 0- 0 | CONFERENCE | 0- 0 | 1- 0 | 5- 2 | | | | |
| 4- 0 | 0- 0 | 0- 0 | HOME | 0- 0 | 1- 0 | 3- 0 | | | | |
| 2- 2 | 0- 0 | 0- 0 | AWAY | 0- 0 | 0- 0 | 2- 2 | | | | |
| 0- 0 | 0- 0 | 0- 0 | NEUTRAL | 0- 0 | 0- 0 | 0- 0 | | | | |

| RPI S | Opponent | Score | RPI S | Opponent | Score | RPI S | Opponent | Score | RPI S | Opponent | Score | Team's RPI: 108 |
|---------------------------|---------------------|-------|-------|-----------------|-------|-------|-----------------|-------|-------|---------------------|-------|-----------------|
| 15 | A South Carolina | 55 65 | 40 | N Georgia Tech | 85 66 | 56 | N Virginia Tech | 57 69 | 140 | H Fordham | 72 50 | |
| 18 | A Maryland | 71 82 | 42 | A James Madison | 55 68 | 69 | A Green Bay | 35 51 | 188 | A George Washington | 45 46 | |
| 25 | H Buffalo | 72 59 | | | | 82 | H Toledo | 70 49 | 196 | A Saint Louis | 65 68 | |
| | | | | | | 84 | H Northeastern | 79 84 | 199 | A Rhode Island | 74 62 | |
| | | | | | | | | | 203 | A St. Bonaventure | 62 49 | |
| | | | | | | | | | 208 | H Massachusetts | 75 47 | |
| | | | | | | | | | 232 | H Colgate | 67 58 | |
| | | | | | | | | | 281 | H Saint Joseph's | 72 65 | |
| | | | | | | | | | 286 | H La Salle | 84 45 | |
| | | | | | | | | | 337 | H Evansville | 69 30 | |
| LAST 12 Division I GAMES: | | | | | | | | | | | | |
| 281 | H Saint Joseph's | 72 65 | 199 | A Rhode Island | 74 62 | | | | | | | |
| 196 | A Saint Louis | 65 68 | 286 | H La Salle | 84 45 | | | | | | | |
| 140 | H Fordham | 72 50 | 40 | N Georgia Tech | 85 66 | | | | | | | |
| 203 | A St. Bonaventure | 62 49 | 56 | N Virginia Tech | 57 69 | | | | | | | |
| 188 | A George Washington | 45 46 | 337 | H Evansville | 69 30 | | | | | | | |
| 208 | H Massachusetts | 75 47 | 25 | H Buffalo | 72 59 | | | | | | | |

Non-Div I Games:

Dayton

■ Loss,
 ■ Non-Conf,
 ■ S Site,
 ■ H Home
 ■ A Away
 N Neutral

| | | | | | | | | | | |
|-------------------|----------|-----------|----------------|------------|-------------|---------------|------|------|-------|-----------|
| Average RPI Win: | 138 | WON-LOST | WINNING | LAST 10 | STRENGTH OF | OPP. STRENGTH | TEAM | ADJ. | CONF. | ADJ CONF. |
| Average RPI Loss: | 35 | RECORD | PCT. RANK | GAMES | SCHEDULE | OF SCHEDULE | RPI | RPI | RPI | RPI |
| DIV. I ONLY | 15- 7 | 81 | 0- 1 | 41 | 14 | 37 | 37 | 6 | 6 | |
| DIV. I NON-CONF. | 9- 3 | 61 | 0- 0 | 100 | 10 | 44 | 44 | 4 | 4 | |
| TOTALS | RPI 1-25 | RPI 26-50 | W-L RECORDS | RPI 51-100 | RPI 101-150 | RPI 150+ | | | | |
| 15- 7 | 0- 5 | 2- 0 | OVERALL | 5- 0 | 3- 2 | 5- 0 | | | | |
| 7- 4 | 0- 2 | 0- 0 | HOME | 2- 0 | 2- 2 | 3- 0 | | | | |
| 6- 2 | 0- 2 | 2- 0 | AWAY | 1- 0 | 1- 0 | 2- 0 | | | | |
| 2- 1 | 0- 1 | 0- 0 | NEUTRAL | 2- 0 | 0- 0 | 0- 0 | | | | |
| 9- 3 | 0- 3 | 0- 0 | NON-CONFERENCE | 4- 0 | 1- 0 | 4- 0 | | | | |
| 5- 1 | 0- 1 | 0- 0 | HOME | 2- 0 | 0- 0 | 3- 0 | | | | |
| 2- 1 | 0- 1 | 0- 0 | AWAY | 0- 0 | 1- 0 | 1- 0 | | | | |
| 2- 1 | 0- 1 | 0- 0 | NEUTRAL | 2- 0 | 0- 0 | 0- 0 | | | | |
| 6- 4 | 0- 2 | 2- 0 | CONFERENCE | 1- 0 | 2- 2 | 1- 0 | | | | |
| 2- 3 | 0- 1 | 0- 0 | HOME | 0- 0 | 2- 2 | 0- 0 | | | | |
| 4- 1 | 0- 1 | 2- 0 | AWAY | 1- 0 | 0- 0 | 1- 0 | | | | |
| 0- 0 | 0- 0 | 0- 0 | NEUTRAL | 0- 0 | 0- 0 | 0- 0 | | | | |

| RPI 1-25 | | | | RPI 26-50 | | | | Team's RPI: 37 | | | | RPI 51-100 | | | | RPI 101+ | | | |
|---------------------------|---|-----------------|--------|-----------|---|----------------|--------|----------------|---|--------------|-------|------------|---|-----------------|--------|----------|---|----------|-------|
| RPI | S | Opponent | Score | RPI | S | Opponent | Score | RPI | S | Opponent | Score | RPI | S | Opponent | Score | RPI | S | Opponent | Score |
| 1 | H | Notre Dame | 77 101 | 43 | A | Villanova | 66 59 | 58 | N | Kansas St. | 79 59 | 103 | H | Providence | 88 62 | | | | |
| 6 | A | UConn | 63 99 | 45 | A | Butler | 86 78 | 69 | H | Green Bay | 73 64 | 105 | H | Creighton | 82 85 | | | | |
| 7 | A | Marquette | 63 96 | | | | | 77 | N | Princeton | 82 67 | 106 | H | Seton Hall | 73 84 | | | | |
| 7 | H | Marquette | 87 93 | | | | | 85 | H | Northwestern | 76 60 | 125 | H | St. John's (NY) | 73 64 | | | | |
| 10 | N | Syracuse | 81 83 | | | | | 93 | A | Georgetown | 69 64 | 145 | A | Oklahoma | 87 76 | | | | |
| | | | | | | | | | | | | 169 | A | Xavier | 73 71 | | | | |
| | | | | | | | | | | | | 186 | H | Temple | 102 88 | | | | |
| | | | | | | | | | | | | 227 | A | Loyola Chicago | 102 76 | | | | |
| | | | | | | | | | | | | 290 | H | Tennessee St. | 95 73 | | | | |
| | | | | | | | | | | | | 349 | H | Savannah St. | 124 61 | | | | |
| LAST 12 Division I GAMES: | | | | | | | | | | | | | | | | | | | |
| 169 | A | Xavier | 73 71 | 7 | H | Marquette | 87 93 | | | | | | | | | | | | |
| 45 | A | Butler | 86 78 | 7 | A | Marquette | 63 96 | | | | | | | | | | | | |
| 106 | H | Seton Hall | 73 84 | 103 | H | Providence | 88 62 | | | | | | | | | | | | |
| 125 | H | St. John's (NY) | 73 64 | 105 | H | Creighton | 82 85 | | | | | | | | | | | | |
| 43 | A | Villanova | 66 59 | 227 | A | Loyola Chicago | 102 76 | | | | | | | | | | | | |
| 93 | A | Georgetown | 69 64 | 290 | H | Tennessee St. | 95 73 | | | | | | | | | | | | |

Non-Div I Games:

DePaul

| | | | | | | | | | | |
|-------------------|----------|-----------|----------------|------------|-------------|---------------|------|------|-------|-----------|
| Average RPI Win: | 241 | WON-LOST | WINNING | LAST 10 | STRENGTH OF | OPP. STRENGTH | TEAM | ADJ. | CONF. | ADJ CONF. |
| Average RPI Loss: | 101 | RECORD | PCT. RANK | GAMES | SCHEDULE | OF SCHEDULE | RPI | RPI | RPI | RPI |
| DIV. I ONLY | 10- 11 | 177 | 1- 0 | 96 | 220 | 161 | 161 | 10 | 10 | |
| DIV. I NON-CONF. | 5- 7 | 206 | 1- 0 | 122 | 294 | 198 | 198 | 11 | 11 | |
| TOTALS | RPI 1-25 | RPI 26-50 | W-L RECORDS | RPI 51-100 | RPI 101-150 | RPI 150+ | | | | |
| 10- 11 | 0- 2 | 0- 1 | OVERALL | 0- 3 | 2- 2 | 8- 3 | | | | |
| 4- 5 | 0- 2 | 0- 1 | HOME | 0- 1 | 1- 1 | 3- 0 | | | | |
| 4- 4 | 0- 0 | 0- 0 | AWAY | 0- 2 | 1- 0 | 3- 2 | | | | |
| 2- 2 | 0- 0 | 0- 0 | NEUTRAL | 0- 0 | 0- 1 | 2- 1 | | | | |
| 5- 7 | 0- 2 | 0- 0 | NON-CONFERENCE | 0- 1 | 0- 1 | 5- 3 | | | | |
| 2- 2 | 0- 2 | 0- 0 | HOME | 0- 0 | 0- 0 | 2- 0 | | | | |
| 1- 3 | 0- 0 | 0- 0 | AWAY | 0- 1 | 0- 0 | 1- 2 | | | | |
| 2- 2 | 0- 0 | 0- 0 | NEUTRAL | 0- 0 | 0- 1 | 2- 1 | | | | |
| 5- 4 | 0- 0 | 0- 1 | CONFERENCE | 0- 2 | 2- 1 | 3- 0 | | | | |
| 2- 3 | 0- 0 | 0- 1 | HOME | 0- 1 | 1- 1 | 1- 0 | | | | |
| 3- 1 | 0- 0 | 0- 0 | AWAY | 0- 1 | 1- 0 | 2- 0 | | | | |
| 0- 0 | 0- 0 | 0- 0 | NEUTRAL | 0- 0 | 0- 0 | 0- 0 | | | | |

| RPI 1-25 | | | | RPI 26-50 | | | | RPI 51-100 | | | | RPI 101+ Team's RPI: 161 | | | |
|---------------------------|---|--------------------|-------|-----------|---|----------------|-------|------------|---|--------------|-------|--------------------------|---|--------------------|-------|
| RPI | S | Opponent | Score | RPI | S | Opponent | Score | RPI | S | Opponent | Score | RPI | S | Opponent | Score |
| 14 | H | UCF | 60 71 | 42 | H | James Madison | 43 68 | 84 | A | Northeastern | 62 75 | 118 | H | UNCW | 65 53 |
| 18 | H | Maryland | 53 77 | | | | | 88 | H | Drexel | 40 57 | 119 | H | Towson | 48 56 |
| | | | | | | | | 94 | A | UNI | 67 79 | 132 | N | Montana St. | 60 69 |
| | | | | | | | | | | | | 147 | A | William & Mary | 70 59 |
| | | | | | | | | | | | | 156 | N | Bradley | 47 59 |
| | | | | | | | | | | | | 167 | A | Boston U. | 61 72 |
| | | | | | | | | | | | | 192 | N | Nicholls St. | 71 56 |
| | | | | | | | | | | | | 200 | A | Elon | 74 63 |
| | | | | | | | | | | | | 202 | A | George Mason | 46 72 |
| | | | | | | | | | | | | 250 | A | Hofstra | 78 59 |
| | | | | | | | | | | | | 262 | H | Gardner-Webb | 69 45 |
| | | | | | | | | | | | | 281 | H | Saint Joseph's | 48 39 |
| | | | | | | | | | | | | 292 | H | Col. of Charleston | 74 50 |
| | | | | | | | | | | | | 318 | N | Lafayette | 65 47 |
| | | | | | | | | | | | | 347 | A | Delaware St. | 85 77 |
| LAST 12 Division I GAMES: | | | | | | | | | | | | | | | |
| 192 | N | Nicholls St. | 71 56 | 318 | N | Lafayette | 65 47 | | | | | | | | |
| 200 | A | Elon | 74 63 | 250 | A | Hofstra | 78 59 | | | | | | | | |
| 147 | A | William & Mary | 70 59 | 88 | H | Drexel | 40 57 | | | | | | | | |
| 292 | H | Col. of Charleston | 74 50 | 119 | H | Towson | 48 56 | | | | | | | | |
| 118 | H | UNCW | 65 53 | 42 | H | James Madison | 43 68 | | | | | | | | |
| 84 | A | Northeastern | 62 75 | 281 | H | Saint Joseph's | 48 39 | | | | | | | | |

Non-Div I Games:

Delaware

■ Loss,
■ Non-Conf,
■ S Site,
■ H Home
■ A Away
N Neutral

| | | | | | | | | | | |
|-------------------|----------|-----------|----------------|------------|-------------|---------------|------|------|-------|-----------|
| Average RPI Win: | 347 | WON-LOST | WINNING | LAST 10 | STRENGTH OF | OPP. STRENGTH | TEAM | ADJ. | CONF. | ADJ CONF. |
| Average RPI Loss: | 211 | RECORD | PCT. RANK | GAMES | SCHEDULE | OF SCHEDULE | RPI | RPI | RPI | RPI |
| DIV. I ONLY | 2- 15 | 334 | 1- 0 | 296 | 348 | 347 | 347 | 32 | 32 | |
| DIV. I NON-CONF. | 0- 9 | 336 | 0- 0 | 132 | 259 | 328 | 328 | 32 | 32 | |
| TOTALS | RPI 1-25 | RPI 26-50 | W-L RECORDS | RPI 51-100 | RPI 101-150 | RPI 150+ | | | | |
| 2- 15 | 0- 0 | 0- 1 | OVERALL | 0- 0 | 0- 2 | 2- 12 | | | | |
| 2- 4 | 0- 0 | 0- 1 | HOME | 0- 0 | 0- 0 | 2- 3 | | | | |
| 0- 11 | 0- 0 | 0- 0 | AWAY | 0- 0 | 0- 2 | 0- 9 | | | | |
| 0- 0 | 0- 0 | 0- 0 | NEUTRAL | 0- 0 | 0- 0 | 0- 0 | | | | |
| 0- 9 | 0- 0 | 0- 1 | NON-CONFERENCE | 0- 0 | 0- 2 | 0- 6 | | | | |
| 0- 2 | 0- 0 | 0- 1 | HOME | 0- 0 | 0- 0 | 0- 1 | | | | |
| 0- 7 | 0- 0 | 0- 0 | AWAY | 0- 0 | 0- 2 | 0- 5 | | | | |
| 0- 0 | 0- 0 | 0- 0 | NEUTRAL | 0- 0 | 0- 0 | 0- 0 | | | | |
| 2- 6 | 0- 0 | 0- 0 | CONFERENCE | 0- 0 | 0- 0 | 2- 6 | | | | |
| 2- 2 | 0- 0 | 0- 0 | HOME | 0- 0 | 0- 0 | 2- 2 | | | | |
| 0- 4 | 0- 0 | 0- 0 | AWAY | 0- 0 | 0- 0 | 0- 4 | | | | |
| 0- 0 | 0- 0 | 0- 0 | NEUTRAL | 0- 0 | 0- 0 | 0- 0 | | | | |

| RPI 1-25 | | | RPI 26-50 | | | RPI 51-100 | | | RPI 101+ | | | Team's RPI: 347 |
|---------------------------|---|-----------------|-----------|-----|---|---------------|--------|-----|----------|-----------------|-------|-----------------|
| RPI | S | Opponent | Score | RPI | S | Opponent | Score | RPI | S | Opponent | Score | |
| | | | | 42 | H | James Madison | 57 103 | | | | | |
| | | | | | | | | 120 | A | VCU | 55 97 | |
| | | | | | | | | 125 | A | St. John's (NY) | 44 82 | |
| | | | | | | | | 161 | H | Delaware | 77 85 | |
| | | | | | | | | 169 | A | Xavier | 59 80 | |
| | | | | | | | | 186 | A | Temple | 61 75 | |
| | | | | | | | | 212 | A | Robert Morris | 63 64 | |
| | | | | | | | | 224 | A | Howard | 62 78 | |
| | | | | | | | | 229 | A | Marshall | 63 75 | |
| | | | | | | | | 247 | A | Cornell | 59 94 | |
| | | | | | | | | 256 | H | N.C. A&T | 47 67 | |
| | | | | | | | | 258 | A | Bethune-Cookman | 55 67 | |
| | | | | | | | | 268 | A | Norfolk St. | 50 63 | |
| | | | | | | | | 317 | H | Coppin St. | 57 71 | |
| | | | | | | | | 345 | H | N.C. Central | 71 61 | |
| | | | | | | | | 348 | A | Florida A&M | 52 57 | |
| | | | | | | | | 349 | H | Savannah St. | 66 58 | |
| LAST 12 Division I GAMES: | | | | | | | | | | | | |
| 224 | A | Howard | 62 78 | 349 | H | Savannah St. | 66 58 | | | | | |
| 348 | A | Florida A&M | 52 57 | 268 | A | Norfolk St. | 50 63 | | | | | |
| 258 | A | Bethune-Cookman | 55 67 | 120 | A | VCU | 55 97 | | | | | |
| 345 | H | N.C. Central | 71 61 | 229 | A | Marshall | 63 75 | | | | | |
| 256 | H | N.C. A&T | 47 67 | 212 | A | Robert Morris | 63 64 | | | | | |
| 317 | H | Coppin St. | 57 71 | 247 | A | Cornell | 59 94 | | | | | |

Non-Div I Games: Post 65 53 Cheyney 79 59

Delaware St.

■ Loss,
 ■ Non-Conf,
 ■ S Site,
 ■ H Home
 ■ A Away
 N Neutral

| Average RPI Win: | 190 | WON-LOST | WINNING | LAST 10 | STRENGTH OF | OPP. STRENGTH | TEAM | ADJ. | CONF. | ADJ CONF. |
|-------------------|----------|-----------|----------------|------------|-------------|---------------|------|------|-------|-----------|
| Average RPI Loss: | 153 | RECORD | PCT. RANK | GAMES | SCHEDULE | OF SCHEDULE | RPI | RPI | RPI | RPI |
| DIV. I ONLY | 12- 10 | 147 | 0- 1 | 189 | 148 | 168 | 168 | 18 | 18 | |
| DIV. I NON-CONF. | 7- 6 | 153 | 0- 0 | 170 | 127 | 156 | 156 | 19 | 19 | |
| TOTALS | RPI 1-25 | RPI 26-50 | W-L RECORDS | RPI 51-100 | RPI 101-150 | RPI 150+ | | | | |
| 12- 10 | 0- 0 | 1- 3 | OVERALL | 1- 1 | 2- 1 | 8- 5 | | | | |
| 10- 2 | 0- 0 | 1- 1 | HOME | 1- 0 | 2- 0 | 6- 1 | | | | |
| 2- 8 | 0- 0 | 0- 2 | AWAY | 0- 1 | 0- 1 | 2- 4 | | | | |
| 0- 0 | 0- 0 | 0- 0 | NEUTRAL | 0- 0 | 0- 0 | 0- 0 | | | | |
| 7- 6 | 0- 0 | 0- 1 | NON-CONFERENCE | 1- 1 | 2- 1 | 4- 3 | | | | |
| 6- 1 | 0- 0 | 0- 0 | HOME | 1- 0 | 2- 0 | 3- 1 | | | | |
| 1- 5 | 0- 0 | 0- 1 | AWAY | 0- 1 | 0- 1 | 1- 2 | | | | |
| 0- 0 | 0- 0 | 0- 0 | NEUTRAL | 0- 0 | 0- 0 | 0- 0 | | | | |
| 5- 4 | 0- 0 | 1- 2 | CONFERENCE | 0- 0 | 0- 0 | 4- 2 | | | | |
| 4- 1 | 0- 0 | 1- 1 | HOME | 0- 0 | 0- 0 | 3- 0 | | | | |
| 1- 3 | 0- 0 | 0- 1 | AWAY | 0- 0 | 0- 0 | 1- 2 | | | | |
| 0- 0 | 0- 0 | 0- 0 | NEUTRAL | 0- 0 | 0- 0 | 0- 0 | | | | |

| RPI S | Opponent | Score | RPI S | Opponent | Score | RPI S | Opponent | Score | RPI S | Opponent | Score | Team's RPI: 168 |
|---------------------------|---------------------|--------|-------|--------------------|---------|-------|---------------------|--------|-------|----------|-------|-----------------|
| 28 | A South Dakota St. | 59 76 | 71 | H Lamar University | 117 110 | 101 | H American | 83 54 | | | | |
| 28 | H South Dakota St. | 67 83 | 100 | A Nebraska | 71 96 | 111 | H Loyola Marymount | 104 75 | | | | |
| 36 | H South Dakota | 104 99 | | | | 115 | A Northern Colo. | 66 74 | | | | |
| 46 | A Wyoming | 74 78 | | | | 159 | A New Mexico St. | 64 66 | | | | |
| | | | | | | 183 | H Oral Roberts | 93 76 | | | | |
| | | | | | | 203 | H St. Bonaventure | 76 62 | | | | |
| | | | | | | 219 | H UMKC | 92 75 | | | | |
| | | | | | | 221 | A Colorado St. | 79 84 | | | | |
| | | | | | | 222 | H North Dakota | 87 66 | | | | |
| | | | | | | 237 | A Western Ill. | 78 87 | | | | |
| | | | | | | 252 | H Air Force | 92 66 | | | | |
| | | | | | | 257 | A Southern Utah | 71 70 | | | | |
| | | | | | | 259 | H Samford | 83 87 | | | | |
| | | | | | | 309 | H North Dakota St. | 81 54 | | | | |
| | | | | | | 320 | A Omaha | 95 68 | | | | |
| | | | | | | 332 | A Purdue Fort Wayne | 55 70 | | | | |
| LAST 12 Division I GAMES: | | | | | | | | | | | | |
| 332 | A Purdue Fort Wayne | 55 70 | 28 | H South Dakota St. | 67 83 | | | | | | | |
| 183 | H Oral Roberts | 93 76 | 237 | A Western Ill. | 78 87 | | | | | | | |
| 309 | H North Dakota St. | 81 54 | 320 | A Omaha | 95 68 | | | | | | | |
| 28 | A South Dakota St. | 59 76 | 221 | A Colorado St. | 79 84 | | | | | | | |
| 222 | H North Dakota | 87 66 | 259 | H Samford | 83 87 | | | | | | | |
| 36 | H South Dakota | 104 99 | 100 | A Nebraska | 71 96 | | | | | | | |

Non-Div I Games:

Denver

Detroit Mercy

Through Games Of Feb. 3, 2019

| | | | | | | | | | | |
|-------------------|----------|-----------|----------------|------------|-------------|---------------|------|------|-------|-----------|
| Average RPI Win: | 326 | WON-LOST | WINNING | LAST 10 | STRENGTH OF | OPP. STRENGTH | TEAM | ADJ. | CONF. | ADJ CONF. |
| Average RPI Loss: | 179 | RECORD | PCT. RANK | GAMES | SCHEDULE | OF SCHEDULE | RPI | RPI | RPI | RPI |
| DIV. I ONLY | 2- 19 | 343 | 0- 1 | 256 | 228 | 331 | 331 | 20 | 20 | |
| DIV. I NON-CONF. | 1- 9 | 326 | 0- 0 | 249 | 234 | 322 | 322 | 17 | 17 | |
| TOTALS | RPI 1-25 | RPI 26-50 | W-L RECORDS | RPI 51-100 | RPI 101-150 | RPI 150+ | | | | |
| 2- 19 | 0- 0 | 0- 0 | OVERALL | 0- 5 | 0- 4 | 2- 10 | | | | |
| 0- 7 | 0- 0 | 0- 0 | HOME | 0- 2 | 0- 1 | 0- 4 | | | | |
| 2- 12 | 0- 0 | 0- 0 | AWAY | 0- 3 | 0- 3 | 2- 6 | | | | |
| 0- 0 | 0- 0 | 0- 0 | NEUTRAL | 0- 0 | 0- 0 | 0- 0 | | | | |
| 1- 9 | 0- 0 | 0- 0 | NON-CONFERENCE | 0- 3 | 0- 1 | 1- 5 | | | | |
| 0- 3 | 0- 0 | 0- 0 | HOME | 0- 1 | 0- 0 | 0- 2 | | | | |
| 1- 6 | 0- 0 | 0- 0 | AWAY | 0- 2 | 0- 1 | 1- 3 | | | | |
| 0- 0 | 0- 0 | 0- 0 | NEUTRAL | 0- 0 | 0- 0 | 0- 0 | | | | |
| 1- 10 | 0- 0 | 0- 0 | CONFERENCE | 0- 2 | 0- 3 | 1- 5 | | | | |
| 0- 4 | 0- 0 | 0- 0 | HOME | 0- 1 | 0- 1 | 0- 2 | | | | |
| 1- 6 | 0- 0 | 0- 0 | AWAY | 0- 1 | 0- 2 | 1- 3 | | | | |
| 0- 0 | 0- 0 | 0- 0 | NEUTRAL | 0- 0 | 0- 0 | 0- 0 | | | | |

| RPI S | Opponent | Score | RPI S | Opponent | Score | RPI S | Opponent | Score | RPI S | Opponent | Score | Team's RPI: 331 |
|---------------------------|----------|---------------|-------|----------|-------|-------|----------------|-------|-------|------------------|-------|-----------------|
| | | | | | | 54 | H Miami (OH) | 59 78 | 109 | A Ohio St. | 41 55 | |
| | | | | | | 55 | A Michigan | 62 95 | 126 | A Youngstown St. | 45 91 | |
| | | | | | | 69 | H Green Bay | 40 65 | 126 | H Youngstown St. | 59 85 | |
| | | | | | | 82 | A Toledo | 60 77 | 135 | A IUPUI | 47 82 | |
| | | | | | | 83 | A Wright St. | 59 78 | 191 | A Eastern Mich. | 53 60 | |
| | | | | | | | | | 193 | H Milwaukee | 44 62 | |
| | | | | | | | | | 220 | A Bowling Green | 73 79 | |
| | | | | | | | | | 227 | A Loyola Chicago | 43 52 | |
| | | | | | | | | | 270 | A Cleveland St. | 51 67 | |
| | | | | | | | | | 270 | H Cleveland St. | 49 67 | |
| | | | | | | | | | 280 | A Northern Ky. | 56 68 | |
| | | | | | | | | | 283 | H Western Mich. | 44 54 | |
| | | | | | | | | | 304 | A Oakland | 67 74 | |
| | | | | | | | | | 319 | A Manhattan | 58 56 | |
| | | | | | | | | | 320 | H Omaha | 42 51 | |
| | | | | | | | | | 333 | A UIC | 42 36 | |
| LAST 12 Division I GAMES: | | | | | | | | | | | | |
| 270 | A | Cleveland St. | 51 | 67 | 126 | A | Youngstown St. | 45 | 91 | | | |
| 83 | A | Wright St. | 59 | 78 | 135 | A | IUPUI | 47 | 82 | | | |
| 280 | A | Northern Ky. | 56 | 68 | 304 | A | Oakland | 67 | 74 | | | |
| 193 | H | Milwaukee | 44 | 62 | 270 | H | Cleveland St. | 49 | 67 | | | |
| 69 | H | Green Bay | 40 | 65 | 126 | H | Youngstown St. | 59 | 85 | | | |
| 333 | A | UIC | 42 | 36 | 82 | A | Toledo | 60 | 77 | | | |

Non-Div I Games: Mich.-Dearborn 68 60

Detroit Mercy

Loss, Non-Conf, S Site, H Home A Away N Neutral

Drake

Through Games Of Feb. 3, 2019

| Average RPI Win: | 151 | WON-LOST | WINNING | LAST 10 | STRENGTH OF | OPP. STRENGTH | TEAM | ADJ. | CONF. | ADJ CONF. |
|-------------------|----------|-----------|----------------|------------|-------------|---------------|------|------|-------|-----------|
| Average RPI Loss: | 24 | RECORD | PCT. RANK | GAMES | SCHEDULE | OF SCHEDULE | RPI | RPI | RPI | RPI |
| DIV. I ONLY | 15- 5 | 52 | 1- 0 | 33 | 57 | 19 | 19 | 12 | 12 | |
| DIV. I NON-CONF. | 7- 4 | 109 | 1- 0 | 6 | 2 | 12 | 12 | 14 | 14 | |
| TOTALS | RPI 1-25 | RPI 26-50 | W-L RECORDS | RPI 51-100 | RPI 101-150 | RPI 150+ | | | | |
| 15- 5 | 2- 3 | 1- 1 | OVERALL | 2- 1 | 2- 0 | 8- 0 | | | | |
| 5- 2 | 0- 1 | 1- 0 | HOME | 0- 1 | 1- 0 | 3- 0 | | | | |
| 8- 2 | 0- 1 | 0- 1 | AWAY | 2- 0 | 1- 0 | 5- 0 | | | | |
| 2- 1 | 2- 1 | 0- 0 | NEUTRAL | 0- 0 | 0- 0 | 0- 0 | | | | |
| 7- 4 | 2- 3 | 1- 1 | NON-CONFERENCE | 1- 0 | 2- 0 | 1- 0 | | | | |
| 2- 1 | 0- 1 | 1- 0 | HOME | 0- 0 | 1- 0 | 0- 0 | | | | |
| 3- 2 | 0- 1 | 0- 1 | AWAY | 1- 0 | 1- 0 | 1- 0 | | | | |
| 2- 1 | 2- 1 | 0- 0 | NEUTRAL | 0- 0 | 0- 0 | 0- 0 | | | | |
| 8- 1 | 0- 0 | 0- 0 | CONFERENCE | 1- 1 | 0- 0 | 7- 0 | | | | |
| 3- 1 | 0- 0 | 0- 0 | HOME | 0- 1 | 0- 0 | 3- 0 | | | | |
| 5- 0 | 0- 0 | 0- 0 | AWAY | 1- 0 | 0- 0 | 4- 0 | | | | |
| 0- 0 | 0- 0 | 0- 0 | NEUTRAL | 0- 0 | 0- 0 | 0- 0 | | | | |

| RPI | S | Opponent | Score |
|-----|---|----------------|-------|
| 1 | N | Notre Dame | 64 82 |
| 11 | A | Iowa St. | 81 86 |
| 13 | H | Iowa | 82 91 |
| 15 | N | South Carolina | 90 85 |
| 16 | N | Rutgers | 69 59 |

| RPI | S | Opponent | Score |
|-----|---|------------------|-------|
| 28 | A | South Dakota St. | 71 80 |
| 36 | H | South Dakota | 76 64 |

| RPI | S | Opponent | Score |
|-----|---|--------------|-------|
| 66 | H | Missouri St. | 79 85 |
| 94 | A | UNI | 88 64 |
| 100 | A | Nebraska | 83 77 |

| RPI | S | Opponent | Score |
|-----|---|----------------|-------|
| 105 | A | Creighton | 85 69 |
| 144 | H | CSUN | 73 63 |
| 154 | H | Southern Ill. | 94 66 |
| 156 | A | Bradley | 92 63 |
| 172 | A | Indiana St. | 70 68 |
| 184 | A | Illinois St. | 82 64 |
| 227 | H | Loyola Chicago | 69 60 |
| 237 | A | Western Ill. | 98 71 |
| 291 | H | Valparaiso | 84 53 |
| 337 | A | Evansville | 78 47 |

LAST 12 Division I GAMES:

| | | | |
|---------------------|-------|----------------------|-------|
| 1 N Notre Dame | 64 82 | 15 N South Carolina | 90 85 |
| 154 H Southern Ill. | 94 66 | 291 H Valparaiso | 84 53 |
| 66 H Missouri St. | 79 85 | 227 H Loyola Chicago | 69 60 |
| 337 A Evansville | 78 47 | 184 A Illinois St. | 82 64 |
| 172 A Indiana St. | 70 68 | 156 A Bradley | 92 63 |
| 94 A UNI | 88 64 | 13 H Iowa | 82 91 |

Non-Div I Games: Clarke 91 43

Drake

Loss, Non-Conf, S Site, H Home A Away N Neutral

| | | | | | | | | | | |
|-------------------|----------|-----------|----------------|------------|-------------|---------------|------|------|-------|-----------|
| Average RPI Win: | 217 | WON-LOST | WINNING | LAST 10 | STRENGTH OF | OPP. STRENGTH | TEAM | ADJ. | CONF. | ADJ CONF. |
| Average RPI Loss: | 77 | RECORD | PCT. RANK | GAMES | SCHEDULE | OF SCHEDULE | RPI | RPI | RPI | RPI |
| DIV. I ONLY | 15- 5 | 52 | 1- 0 | 144 | 199 | 88 | 88 | 10 | 10 | |
| DIV. I NON-CONF. | 8- 3 | 72 | 1- 0 | 173 | 271 | 103 | 103 | 11 | 11 | |
| TOTALS | RPI 1-25 | RPI 26-50 | W-L RECORDS | RPI 51-100 | RPI 101-150 | RPI 150+ | | | | |
| 15- 5 | 0- 0 | 1- 1 | OVERALL | 1- 3 | 2- 1 | 11- 0 | | | | |
| 5- 4 | 0- 0 | 1- 1 | HOME | 0- 2 | 1- 1 | 3- 0 | | | | |
| 9- 0 | 0- 0 | 0- 0 | AWAY | 1- 0 | 1- 0 | 7- 0 | | | | |
| 1- 1 | 0- 0 | 0- 0 | NEUTRAL | 0- 1 | 0- 0 | 1- 0 | | | | |
| 8- 3 | 0- 0 | 1- 0 | NON-CONFERENCE | 0- 3 | 0- 0 | 7- 0 | | | | |
| 3- 2 | 0- 0 | 1- 0 | HOME | 0- 2 | 0- 0 | 2- 0 | | | | |
| 4- 0 | 0- 0 | 0- 0 | AWAY | 0- 0 | 0- 0 | 4- 0 | | | | |
| 1- 1 | 0- 0 | 0- 0 | NEUTRAL | 0- 1 | 0- 0 | 1- 0 | | | | |
| 7- 2 | 0- 0 | 0- 1 | CONFERENCE | 1- 0 | 2- 1 | 4- 0 | | | | |
| 2- 2 | 0- 0 | 0- 1 | HOME | 0- 0 | 1- 1 | 1- 0 | | | | |
| 5- 0 | 0- 0 | 0- 0 | AWAY | 1- 0 | 1- 0 | 3- 0 | | | | |
| 0- 0 | 0- 0 | 0- 0 | NEUTRAL | 0- 0 | 0- 0 | 0- 0 | | | | |

| RPI 1-25 | | | | RPI 26-50 | | | | RPI 51-100 | | | | Team's RPI: 88 | RPI 101+ | | | |
|---------------------------|---|----------|-------|-----------|---|--------------------|-------|------------|---|---------------|-------|----------------|----------|---|--------------------|-------|
| RPI | S | Opponent | Score | RPI | S | Opponent | Score | RPI | S | Opponent | Score | | RPI | S | Opponent | Score |
| | | | | 42 | H | James Madison | 35 51 | 60 | H | Quinnipiac | 52 56 | | 118 | H | UNCW | 67 55 |
| | | | | 48 | H | Bucknell | 64 42 | 81 | H | Penn | 39 55 | | 119 | H | Towson | 54 55 |
| | | | | | | | | 83 | N | Wright St. | 63 71 | | 147 | A | William & Mary | 62 58 |
| | | | | | | | | 84 | A | Northeastern | 61 59 | | 161 | A | Delaware | 57 40 |
| | | | | | | | | | | | | | 200 | A | Elon | 59 44 |
| | | | | | | | | | | | | | 250 | A | Hofstra | 61 49 |
| | | | | | | | | | | | | | 261 | A | Richmond | 58 35 |
| | | | | | | | | | | | | | 262 | H | Gardner-Webb | 65 48 |
| | | | | | | | | | | | | | 271 | N | Siena | 51 39 |
| | | | | | | | | | | | | | 273 | A | Vermont | 60 44 |
| | | | | | | | | | | | | | 281 | H | Saint Joseph's | 51 34 |
| | | | | | | | | | | | | | 286 | A | La Salle | 58 43 |
| | | | | | | | | | | | | | 292 | H | Col. of Charleston | 76 53 |
| | | | | | | | | | | | | | 319 | A | Manhattan | 53 39 |
| LAST 12 Division I GAMES: | | | | | | | | | | | | | | | | |
| | | | | 147 | A | William & Mary | 62 58 | 273 | A | Vermont | 60 44 | | | | | |
| | | | | 200 | A | Elon | 59 44 | 161 | A | Delaware | 57 40 | | | | | |
| | | | | 118 | H | UNCW | 67 55 | 42 | H | James Madison | 35 51 | | | | | |
| | | | | 292 | H | Col. of Charleston | 76 53 | 119 | H | Towson | 54 55 | | | | | |
| | | | | 250 | A | Hofstra | 61 49 | 261 | A | Richmond | 58 35 | | | | | |
| | | | | 84 | A | Northeastern | 61 59 | 81 | H | Penn | 39 55 | | | | | |

Non-Div I Games:

Drexel

■ Loss,
■ Non-Conf,
■ S Site,
■ H Home
■ A Away
N Neutral

D
u
k
e

D
u
k
e

Duke

Page 73

| | | | | | | | | | | |
|-------------------|----------|-----------|----------------|------------|-------------|---------------|------|------|-------|-----------|
| Average RPI Win: | 209 | WON-LOST | WINNING | LAST 10 | STRENGTH OF | OPP. STRENGTH | TEAM | ADJ. | CONF. | ADJ CONF. |
| Average RPI Loss: | 99 | RECORD | PCT. RANK | GAMES | SCHEDULE | OF SCHEDULE | RPI | RPI | RPI | RPI |
| DIV. I ONLY | 11- 10 | 155 | 0- 1 | 168 | 84 | 148 | 148 | 17 | 17 | |
| DIV. I NON-CONF. | 6- 7 | 172 | 0- 0 | 90 | 25 | 113 | 113 | 16 | 16 | |
| TOTALS | RPI 1-25 | RPI 26-50 | W-L RECORDS | RPI 51-100 | RPI 101-150 | RPI 150+ | | | | |
| 11- 10 | 0- 2 | 0- 1 | OVERALL | 1- 2 | 1- 3 | 9- 2 | | | | |
| 5- 4 | 0- 1 | 0- 0 | HOME | 0- 0 | 0- 2 | 5- 1 | | | | |
| 6- 4 | 0- 0 | 0- 1 | AWAY | 1- 2 | 1- 1 | 4- 0 | | | | |
| 0- 2 | 0- 1 | 0- 0 | NEUTRAL | 0- 0 | 0- 0 | 0- 1 | | | | |
| 6- 7 | 0- 2 | 0- 1 | NON-CONFERENCE | 1- 2 | 1- 1 | 4- 1 | | | | |
| 3- 2 | 0- 1 | 0- 0 | HOME | 0- 0 | 0- 1 | 3- 0 | | | | |
| 3- 3 | 0- 0 | 0- 1 | AWAY | 1- 2 | 1- 0 | 1- 0 | | | | |
| 0- 2 | 0- 1 | 0- 0 | NEUTRAL | 0- 0 | 0- 0 | 0- 1 | | | | |
| 5- 3 | 0- 0 | 0- 0 | CONFERENCE | 0- 0 | 0- 2 | 5- 1 | | | | |
| 2- 2 | 0- 0 | 0- 0 | HOME | 0- 0 | 0- 1 | 2- 1 | | | | |
| 3- 1 | 0- 0 | 0- 0 | AWAY | 0- 0 | 0- 1 | 3- 0 | | | | |
| 0- 0 | 0- 0 | 0- 0 | NEUTRAL | 0- 0 | 0- 0 | 0- 0 | | | | |

| RPI 1-25 | | | | RPI 26-50 | | | | RPI 51-100 | | | | RPI 101+ Team's RPI: 148 | | | |
|---------------------------|---|-------------------|-------|-----------|---|-----------------|-------|------------|---|----------|-------|--------------------------|---|--------------------|-------|
| RPI | S | Opponent | Score | RPI | S | Opponent | Score | RPI | S | Opponent | Score | RPI | S | Opponent | Score |
| 10 | N | Syracuse | 71 87 | 29 | A | Texas | 41 78 | 51 | A | TCU | 48 61 | 114 | A | Penn St. | 64 58 |
| 14 | H | UCF | 63 71 | | | | | 75 | A | Kent St. | 77 72 | 122 | H | Pittsburgh | 58 66 |
| | | | | | | | | 82 | A | Toledo | 52 65 | 133 | H | Davidson | 47 62 |
| | | | | | | | | | | | | 140 | A | Fordham | 46 57 |
| | | | | | | | | | | | | 186 | H | Temple | 54 53 |
| | | | | | | | | | | | | 188 | H | George Washington | 54 55 |
| | | | | | | | | | | | | 202 | A | George Mason | 60 57 |
| | | | | | | | | | | | | 203 | A | St. Bonaventure | 60 54 |
| | | | | | | | | | | | | 205 | A | Saint Francis (PA) | 93 73 |
| | | | | | | | | | | | | 225 | N | Liberty | 51 55 |
| | | | | | | | | | | | | 245 | H | Mt. St. Mary's | 73 64 |
| | | | | | | | | | | | | 246 | H | ETSU | 66 58 |
| | | | | | | | | | | | | 261 | H | Richmond | 80 54 |
| | | | | | | | | | | | | 281 | H | Saint Joseph's | 81 73 |
| | | | | | | | | | | | | 286 | A | La Salle | 66 62 |
| LAST 12 Division I GAMES: | | | | | | | | | | | | | | | |
| 188 | H | George Washington | 54 55 | 140 | A | Fordham | 46 57 | | | | | | | | |
| 286 | A | La Salle | 66 62 | 203 | A | St. Bonaventure | 60 54 | | | | | | | | |
| 261 | H | Richmond | 80 54 | 186 | H | Temple | 54 53 | | | | | | | | |
| 281 | H | Saint Joseph's | 81 73 | 122 | H | Pittsburgh | 58 66 | | | | | | | | |
| 202 | A | George Mason | 60 57 | 225 | N | Liberty | 51 55 | | | | | | | | |
| 133 | H | Davidson | 47 62 | 10 | N | Syracuse | 71 87 | | | | | | | | |

Non-Div I Games:

Duquesne

■ Loss,
 ■ Non-Conf,
 S Site,
 ■ Home
 ■ Away
 N Neutral

| | | | | | | | | | | |
|-------------------|----------|-----------|----------------|------------|-------------|---------------|------|------|-------|-----------|
| Average RPI Win: | 261 | WON-LOST | WINNING | LAST 10 | STRENGTH OF | OPP. STRENGTH | TEAM | ADJ. | CONF. | ADJ CONF. |
| Average RPI Loss: | 115 | RECORD | PCT. RANK | GAMES | SCHEDULE | OF SCHEDULE | RPI | RPI | RPI | RPI |
| DIV. I ONLY | 6- 17 | 297 | 0- 2 | 78 | 179 | 246 | 246 | 25 | 25 | |
| DIV. I NON-CONF. | 2- 14 | 319 | 0- 2 | 25 | 128 | 225 | 225 | 24 | 24 | |
| TOTALS | RPI 1-25 | RPI 26-50 | W-L RECORDS | RPI 51-100 | RPI 101-150 | RPI 150+ | | | | |
| 6- 17 | 0- 3 | 0- 0 | OVERALL | 0- 4 | 1- 6 | 5- 4 | | | | |
| 6- 4 | 0- 0 | 0- 0 | HOME | 0- 2 | 1- 1 | 5- 1 | | | | |
| 0- 10 | 0- 1 | 0- 0 | AWAY | 0- 2 | 0- 4 | 0- 3 | | | | |
| 0- 3 | 0- 2 | 0- 0 | NEUTRAL | 0- 0 | 0- 1 | 0- 0 | | | | |
| 2- 14 | 0- 3 | 0- 0 | NON-CONFERENCE | 0- 4 | 1- 5 | 1- 2 | | | | |
| 2- 4 | 0- 0 | 0- 0 | HOME | 0- 2 | 1- 1 | 1- 1 | | | | |
| 0- 7 | 0- 1 | 0- 0 | AWAY | 0- 2 | 0- 3 | 0- 1 | | | | |
| 0- 3 | 0- 2 | 0- 0 | NEUTRAL | 0- 0 | 0- 1 | 0- 0 | | | | |
| 4- 3 | 0- 0 | 0- 0 | CONFERENCE | 0- 0 | 0- 1 | 4- 2 | | | | |
| 4- 0 | 0- 0 | 0- 0 | HOME | 0- 0 | 0- 0 | 4- 0 | | | | |
| 0- 3 | 0- 0 | 0- 0 | AWAY | 0- 0 | 0- 1 | 0- 2 | | | | |
| 0- 0 | 0- 0 | 0- 0 | NEUTRAL | 0- 0 | 0- 0 | 0- 0 | | | | |

| RPI 1-25 | | | | RPI 26-50 | | | | RPI 51-100 | | | | RPI 101+ Team's RPI: 246 | | | |
|---------------------------|---|----------------|--------|-----------|---|-------------|-------|------------|---|------------|-------|--------------------------|---|-----------------|-------|
| RPI | S | Opponent | Score | RPI | S | Opponent | Score | RPI | S | Opponent | Score | RPI | S | Opponent | Score |
| 15 | N | South Carolina | 55 101 | | | | | 57 | A | Tennessee | 61 80 | 107 | A | South Alabama | 74 81 |
| 16 | N | Rutgers | 44 68 | | | | | 89 | A | Cincinnati | 64 77 | 116 | N | Western Ky. | 68 82 |
| 24 | A | Michigan St. | 53 75 | | | | | 91 | H | Troy | 66 84 | 121 | A | Radford | 64 79 |
| | | | | | | | | 96 | H | Houston | 77 84 | 127 | H | High Point | 65 73 |
| | | | | | | | | | | | | 130 | A | Chattanooga | 67 76 |
| | | | | | | | | | | | | 139 | H | Appalachian St. | 95 64 |
| | | | | | | | | | | | | 148 | A | Duquesne | 58 66 |
| | | | | | | | | | | | | 155 | A | Mercer | 41 64 |
| | | | | | | | | | | | | 179 | A | UNC Asheville | 55 56 |
| | | | | | | | | | | | | 225 | H | Liberty | 86 89 |
| | | | | | | | | | | | | 238 | H | Furman | 75 70 |
| | | | | | | | | | | | | 256 | H | N.C. A&T | 61 56 |
| | | | | | | | | | | | | 259 | A | Samford | 58 79 |
| | | | | | | | | | | | | 285 | H | Wofford | 92 79 |
| | | | | | | | | | | | | 313 | H | UNC Greensboro | 85 76 |
| | | | | | | | | | | | | 335 | H | Western Caro. | 88 80 |
| LAST 12 Division I GAMES: | | | | | | | | | | | | | | | |
| 116 | N | Western Ky. | 68 82 | 16 | N | Rutgers | 44 68 | | | | | | | | |
| 335 | H | Western Caro. | 88 80 | 238 | H | Furman | 75 70 | | | | | | | | |
| 313 | H | UNC Greensboro | 85 76 | 130 | A | Chattanooga | 67 76 | | | | | | | | |
| 155 | A | Mercer | 41 64 | 127 | H | High Point | 65 73 | | | | | | | | |
| 259 | A | Samford | 58 79 | 57 | A | Tennessee | 61 80 | | | | | | | | |
| 285 | H | Wofford | 92 79 | 148 | A | Duquesne | 58 66 | | | | | | | | |

Non-Div I Games:

ETSU

■ Loss,
 ■ Non-Conf,
 ■ S Site,
 ■ H Home
 ■ A Away
 N Neutral

East Carolina

Through Games Of Feb. 3, 2019

| | | | | | | | | | | |
|-------------------|----------|-----------|----------------|------------|-------------|---------------|------|------|-------|-----------|
| Average RPI Win: | 248 | WON-LOST | WINNING | LAST 10 | STRENGTH OF | OPP. STRENGTH | TEAM | ADJ. | CONF. | ADJ CONF. |
| Average RPI Loss: | 146 | RECORD | PCT. RANK | GAMES | SCHEDULE | OF SCHEDULE | RPI | RPI | RPI | RPI |
| DIV. I ONLY | 11- 10 | 155 | 1- 0 | 260 | 200 | 217 | 217 | 9 | 9 | |
| DIV. I NON-CONF. | 9- 4 | 85 | 0- 0 | 308 | 264 | 197 | 197 | 9 | 9 | |
| TOTALS | RPI 1-25 | RPI 26-50 | W-L RECORDS | RPI 51-100 | RPI 101-150 | RPI 150+ | | | | |
| 11- 10 | 0- 1 | 0- 0 | OVERALL | 1- 1 | 1- 3 | 9- 5 | | | | |
| 9- 3 | 0- 1 | 0- 0 | HOME | 1- 0 | 1- 1 | 7- 1 | | | | |
| 0- 7 | 0- 0 | 0- 0 | AWAY | 0- 1 | 0- 2 | 0- 4 | | | | |
| 2- 0 | 0- 0 | 0- 0 | NEUTRAL | 0- 0 | 0- 0 | 2- 0 | | | | |
| 9- 4 | 0- 0 | 0- 0 | NON-CONFERENCE | 1- 1 | 0- 2 | 8- 1 | | | | |
| 7- 1 | 0- 0 | 0- 0 | HOME | 1- 0 | 0- 1 | 6- 0 | | | | |
| 0- 3 | 0- 0 | 0- 0 | AWAY | 0- 1 | 0- 1 | 0- 1 | | | | |
| 2- 0 | 0- 0 | 0- 0 | NEUTRAL | 0- 0 | 0- 0 | 2- 0 | | | | |
| 2- 6 | 0- 1 | 0- 0 | CONFERENCE | 0- 0 | 1- 1 | 1- 4 | | | | |
| 2- 2 | 0- 1 | 0- 0 | HOME | 0- 0 | 1- 0 | 1- 1 | | | | |
| 0- 4 | 0- 0 | 0- 0 | AWAY | 0- 0 | 0- 1 | 0- 3 | | | | |
| 0- 0 | 0- 0 | 0- 0 | NEUTRAL | 0- 0 | 0- 0 | 0- 0 | | | | |

| RPI S | Opponent | Score | RPI S | Opponent | Score | RPI S | Opponent | Score | RPI S | Opponent | Score | Team's RPI: 217 |
|---------------------------|---------------|-------|-------|----------------------|-------|-------|---------------|-------|-------|----------------------|-------|-----------------|
| 14 | H UCF | 58 61 | | | | 70 | A Duke | 66 83 | 118 | H UNCW | 68 71 | |
| | | | | | | 99 | H Wake Forest | 70 61 | 124 | A Tulane | 57 68 | |
| | | | | | | | | | 124 | H Tulane | 63 61 | |
| | | | | | | | | | 147 | A William & Mary | 43 63 | |
| | | | | | | | | | 158 | A Charlotte | 46 52 | |
| | | | | | | | | | 162 | H Tulsa | 55 75 | |
| | | | | | | | | | 174 | H UMES | 84 69 | |
| | | | | | | | | | 186 | A Temple | 62 84 | |
| | | | | | | | | | 214 | A Memphis | 46 58 | |
| | | | | | | | | | 225 | H Liberty | 66 63 | |
| | | | | | | | | | 230 | H Monmouth | 73 67 | |
| | | | | | | | | | 263 | A Wichita St. | 47 57 | |
| | | | | | | | | | 263 | H Wichita St. | 78 56 | |
| | | | | | | | | | 294 | H Kennesaw St. | 68 56 | |
| | | | | | | | | | 295 | N South Carolina St. | 71 63 | |
| | | | | | | | | | 338 | H USC Upstate | 63 53 | |
| | | | | | | | | | 340 | H Grand Canyon | 59 47 | |
| | | | | | | | | | 342 | N Longwood | 61 52 | |
| LAST 12 Division I GAMES: | | | | | | | | | | | | |
| 263 | A Wichita St. | 47 57 | 124 | H Tulane | 63 61 | | | | | | | |
| 186 | A Temple | 62 84 | 124 | A Tulane | 57 68 | | | | | | | |
| 14 | H UCF | 58 61 | 118 | H UNCW | 68 71 | | | | | | | |
| 214 | A Memphis | 46 58 | 70 | A Duke | 66 83 | | | | | | | |
| 162 | H Tulsa | 55 75 | 295 | N South Carolina St. | 71 63 | | | | | | | |
| 263 | H Wichita St. | 78 56 | 342 | N Longwood | 61 52 | | | | | | | |

Non-Div I Games:

East Carolina

Loss, Non-Conf, S Site, H Home A Away N Neutral

| | | | | | | | | | | |
|-------------------|----------|-----------|----------------|------------|-------------|---------------|------|------|-------|-----------|
| Average RPI Win: | 248 | WON-LOST | WINNING | LAST 10 | STRENGTH OF | OPP. STRENGTH | TEAM | ADJ. | CONF. | ADJ CONF. |
| Average RPI Loss: | 174 | RECORD | PCT. RANK | GAMES | SCHEDULE | OF SCHEDULE | RPI | RPI | RPI | RPI |
| DIV. I ONLY | 6- 12 | 259 | 0- 1 | 202 | 298 | 278 | 278 | 22 | 22 | |
| DIV. I NON-CONF. | 3- 5 | 227 | 0- 0 | 203 | 243 | 216 | 216 | 20 | 20 | |
| TOTALS | RPI 1-25 | RPI 26-50 | W-L RECORDS | RPI 51-100 | RPI 101-150 | RPI 150+ | | | | |
| 6- 12 | 0- 0 | 0- 1 | OVERALL | 0- 1 | 1- 3 | 5- 7 | | | | |
| 5- 3 | 0- 0 | 0- 0 | HOME | 0- 0 | 1- 1 | 4- 2 | | | | |
| 0- 9 | 0- 0 | 0- 1 | AWAY | 0- 1 | 0- 2 | 0- 5 | | | | |
| 1- 0 | 0- 0 | 0- 0 | NEUTRAL | 0- 0 | 0- 0 | 1- 0 | | | | |
| 3- 5 | 0- 0 | 0- 1 | NON-CONFERENCE | 0- 1 | 0- 0 | 3- 3 | | | | |
| 2- 0 | 0- 0 | 0- 0 | HOME | 0- 0 | 0- 0 | 2- 0 | | | | |
| 0- 5 | 0- 0 | 0- 1 | AWAY | 0- 1 | 0- 0 | 0- 3 | | | | |
| 1- 0 | 0- 0 | 0- 0 | NEUTRAL | 0- 0 | 0- 0 | 1- 0 | | | | |
| 3- 7 | 0- 0 | 0- 0 | CONFERENCE | 0- 0 | 1- 3 | 2- 4 | | | | |
| 3- 3 | 0- 0 | 0- 0 | HOME | 0- 0 | 1- 1 | 2- 2 | | | | |
| 0- 4 | 0- 0 | 0- 0 | AWAY | 0- 0 | 0- 2 | 0- 2 | | | | |
| 0- 0 | 0- 0 | 0- 0 | NEUTRAL | 0- 0 | 0- 0 | 0- 0 | | | | |

| RPI 1-25 | RPI 26-50 | RPI 51-100 | RPI 101+ | Team's RPI: 278 |
|-------------------------------|------------------------------|--------------------------|-------------------------------|-----------------|
| RPI S Opponent Score | RPI S Opponent Score | RPI S Opponent Score | RPI S Opponent Score | |
| | 45 A Butler 37 72 | 98 A Northern Ill. 59 78 | 117 H Morehead St. 57 67 | |
| | | | 134 A UT Martin 66 90 | |
| | | | 134 H UT Martin 77 71 | |
| | | | 142 A Tennessee Tech 88 99 | |
| | | | 154 A Southern Ill. 59 73 | |
| | | | 156 A Bradley 64 67 | |
| | | | 172 H Indiana St. 63 39 | |
| | | | 213 A Southeast Mo. St. 57 72 | |
| | | | 223 A Jacksonville St. 49 78 | |
| | | | 234 H SIUE 56 65 | |
| | | | 237 N Western Ill. 64 62 | |
| | | | 284 H Austin Peay 60 73 | |
| | | | 289 H Murray St. 75 67 | |
| | | | 291 A Valparaiso 60 62 | |
| | | | 323 H Eastern Ky. 80 60 | |
| | | | 332 H Purdue Fort Wayne 72 63 | |
| LAST 12 Division I GAMES: | | | | |
| 323 H Eastern Ky. 80 60 | 117 H Morehead St. 57 67 | | | |
| 213 A Southeast Mo. St. 57 72 | 223 A Jacksonville St. 49 78 | | | |
| 134 A UT Martin 66 90 | 234 H SIUE 56 65 | | | |
| 284 H Austin Peay 60 73 | 134 H UT Martin 77 71 | | | |
| 289 H Murray St. 75 67 | 172 H Indiana St. 63 39 | | | |
| 142 A Tennessee Tech 88 99 | 98 A Northern Ill. 59 78 | | | |

Non-Div I Games: Lincoln Christian 97 34 Eureka 104 48 Oakland City 102 43

Eastern Ill.

| Average RPI Win: | 0 | WON-LOST | WINNING | LAST 10 | STRENGTH OF | OPP. STRENGTH | TEAM | ADJ. | CONF. | ADJ CONF. |
|-------------------|----------|-----------|----------------|------------|-------------|---------------|------|------|-------|-----------|
| Average RPI Loss: | 170 | RECORD | PCT. RANK | GAMES | SCHEDULE | OF SCHEDULE | RPI | RPI | RPI | RPI |
| DIV. I ONLY | 0- 19 | 351 | 0- 1 | 90 | 284 | 323 | 323 | 22 | 22 | |
| DIV. I NON-CONF. | 0- 9 | 336 | 0- 1 | 17 | 248 | 250 | 250 | 20 | 20 | |
| TOTALS | RPI 1-25 | RPI 26-50 | W-L RECORDS | RPI 51-100 | RPI 101-150 | RPI 150+ | | | | |
| 0- 19 | 0- 1 | 0- 1 | OVERALL | 0- 4 | 0- 3 | 0- 10 | | | | |
| 0- 6 | 0- 0 | 0- 0 | HOME | 0- 0 | 0- 2 | 0- 4 | | | | |
| 0- 11 | 0- 0 | 0- 1 | AWAY | 0- 3 | 0- 1 | 0- 6 | | | | |
| 0- 2 | 0- 1 | 0- 0 | NEUTRAL | 0- 1 | 0- 0 | 0- 0 | | | | |
| 0- 9 | 0- 1 | 0- 1 | NON-CONFERENCE | 0- 3 | 0- 1 | 0- 3 | | | | |
| 0- 2 | 0- 0 | 0- 0 | HOME | 0- 0 | 0- 0 | 0- 2 | | | | |
| 0- 5 | 0- 0 | 0- 1 | AWAY | 0- 2 | 0- 1 | 0- 1 | | | | |
| 0- 2 | 0- 1 | 0- 0 | NEUTRAL | 0- 1 | 0- 0 | 0- 0 | | | | |
| 0- 10 | 0- 0 | 0- 0 | CONFERENCE | 0- 1 | 0- 2 | 0- 7 | | | | |
| 0- 4 | 0- 0 | 0- 0 | HOME | 0- 0 | 0- 2 | 0- 2 | | | | |
| 0- 6 | 0- 0 | 0- 0 | AWAY | 0- 1 | 0- 0 | 0- 5 | | | | |
| 0- 0 | 0- 0 | 0- 0 | NEUTRAL | 0- 0 | 0- 0 | 0- 0 | | | | |

| RPI S | Opponent | Score | RPI S | Opponent | Score | RPI S | Opponent | Score | RPI S | Opponent | Score | Team's RPI: 323 |
|---------------------------|-------------------|-------|-------|---------------|--------|-------|---------------|-------|-------|-------------------|--------|-----------------|
| 23 N | Florida St. | 45 62 | 41 A | Ohio | 60 100 | 54 A | Miami (OH) | 44 60 | 134 H | UT Martin | 61 87 | |
| | | | | | | 62 A | West Virginia | 29 78 | 142 H | Tennessee Tech | 68 81 | |
| | | | | | | 62 N | West Virginia | 39 81 | 149 A | Akron | 54 63 | |
| | | | | | | 63 A | Belmont | 43 69 | 196 H | Saint Louis | 43 70 | |
| | | | | | | | | | 202 H | George Mason | 75 91 | |
| | | | | | | | | | 213 H | Southeast Mo. St. | 42 52 | |
| | | | | | | | | | 223 H | Jacksonville St. | 44 53 | |
| | | | | | | | | | 234 A | SIUE | 55 74 | |
| | | | | | | | | | 278 A | Eastern Ill. | 60 80 | |
| | | | | | | | | | 283 A | Western Mich. | 53 64 | |
| | | | | | | | | | 284 A | Austin Peay | 65 100 | |
| | | | | | | | | | 289 A | Murray St. | 63 81 | |
| | | | | | | | | | 290 A | Tennessee St. | 38 60 | |
| LAST 12 Division I GAMES: | | | | | | | | | | | | |
| 234 A | SIUE | 55 74 | 62 N | West Virginia | 39 81 | | | | | | | |
| 278 A | Eastern Ill. | 60 80 | 63 A | Belmont | 43 69 | | | | | | | |
| 142 H | Tennessee Tech | 68 81 | 290 A | Tennessee St. | 38 60 | | | | | | | |
| 223 H | Jacksonville St. | 44 53 | 289 A | Murray St. | 63 81 | | | | | | | |
| 213 H | Southeast Mo. St. | 42 52 | 284 A | Austin Peay | 65 100 | | | | | | | |
| 134 H | UT Martin | 61 87 | 62 A | West Virginia | 29 78 | | | | | | | |

Non-Div I Games: Brescia 70 41 Ky. Christian 90 35

Eastern Ky.

| | | | | | | | | | | |
|-------------------|----------|-----------|----------------|------------|-------------|---------------|------|------|-------|-----------|
| Average RPI Win: | 272 | WON-LOST | WINNING | LAST 10 | STRENGTH OF | OPP. STRENGTH | TEAM | ADJ. | CONF. | ADJ CONF. |
| Average RPI Loss: | 91 | RECORD | PCT. RANK | GAMES | SCHEDULE | OF SCHEDULE | RPI | RPI | RPI | RPI |
| DIV. I ONLY | 9- 9 | 160 | 0- 1 | 214 | 137 | 191 | 191 | 7 | 7 | |
| DIV. I NON-CONF. | 6- 4 | 125 | 0- 0 | 343 | 236 | 253 | 253 | 8 | 8 | |
| TOTALS | RPI 1-25 | RPI 26-50 | W-L RECORDS | RPI 51-100 | RPI 101-150 | RPI 150+ | | | | |
| 9- 9 | 0- 3 | 0- 2 | OVERALL | 0- 2 | 1- 0 | 8- 2 | | | | |
| 6- 2 | 0- 1 | 0- 0 | HOME | 0- 1 | 0- 0 | 6- 0 | | | | |
| 3- 4 | 0- 1 | 0- 1 | AWAY | 0- 1 | 1- 0 | 2- 1 | | | | |
| 0- 3 | 0- 1 | 0- 1 | NEUTRAL | 0- 0 | 0- 0 | 0- 1 | | | | |
| 6- 4 | 0- 1 | 0- 1 | NON-CONFERENCE | 0- 0 | 0- 0 | 6- 2 | | | | |
| 4- 0 | 0- 0 | 0- 0 | HOME | 0- 0 | 0- 0 | 4- 0 | | | | |
| 2- 1 | 0- 0 | 0- 0 | AWAY | 0- 0 | 0- 0 | 2- 1 | | | | |
| 0- 3 | 0- 1 | 0- 1 | NEUTRAL | 0- 0 | 0- 0 | 0- 1 | | | | |
| 3- 5 | 0- 2 | 0- 1 | CONFERENCE | 0- 2 | 1- 0 | 2- 0 | | | | |
| 2- 2 | 0- 1 | 0- 0 | HOME | 0- 1 | 0- 0 | 2- 0 | | | | |
| 1- 3 | 0- 1 | 0- 1 | AWAY | 0- 1 | 1- 0 | 0- 0 | | | | |
| 0- 0 | 0- 0 | 0- 0 | NEUTRAL | 0- 0 | 0- 0 | 0- 0 | | | | |

| RPI 1-25 | | | | RPI 26-50 | | | | RPI 51-100 | | | | RPI 101+ Team's RPI: 191 | | | |
|---------------------------|---|---------------|-------|-----------|---|-------------------|-------|------------|---|---------------|-------|--------------------------|---|-------------------|-------|
| RPI | S | Opponent | Score | RPI | S | Opponent | Score | RPI | S | Opponent | Score | RPI | S | Opponent | Score |
| 11 | N | Iowa St. | 59 85 | 41 | A | Ohio | 44 85 | 75 | A | Kent St. | 64 71 | 149 | A | Akron | 72 60 |
| 21 | A | Central Mich. | 61 71 | 45 | N | Butler | 63 73 | 98 | H | Northern Ill. | 65 68 | 184 | H | Illinois St. | 50 41 |
| 25 | H | Buffalo | 84 91 | | | | | | | | | 189 | A | Illinois | 66 72 |
| | | | | | | | | | | | | 220 | H | Bowling Green | 81 74 |
| | | | | | | | | | | | | 270 | H | Cleveland St. | 69 63 |
| | | | | | | | | | | | | 283 | H | Western Mich. | 64 61 |
| | | | | | | | | | | | | 313 | N | UNC Greensboro | 44 49 |
| | | | | | | | | | | | | 331 | H | Detroit Mercy | 60 53 |
| | | | | | | | | | | | | 332 | A | Purdue Fort Wayne | 87 72 |
| | | | | | | | | | | | | 333 | H | UIC | 52 38 |
| | | | | | | | | | | | | 342 | A | Longwood | 64 45 |
| LAST 12 Division I GAMES: | | | | | | | | | | | | | | | |
| 21 | A | Central Mich. | 61 71 | 98 | H | Northern Ill. | 65 68 | | | | | | | | |
| 220 | H | Bowling Green | 81 74 | 75 | A | Kent St. | 64 71 | | | | | | | | |
| 41 | A | Ohio | 44 85 | 45 | N | Butler | 63 73 | | | | | | | | |
| 149 | A | Akron | 72 60 | 313 | N | UNC Greensboro | 44 49 | | | | | | | | |
| 283 | H | Western Mich. | 64 61 | 342 | A | Longwood | 64 45 | | | | | | | | |
| 25 | H | Buffalo | 84 91 | 332 | A | Purdue Fort Wayne | 87 72 | | | | | | | | |

Non-Div I Games: Northwood 53 39

Eastern Mich.

■ Loss,
 ■ Non-Conf,
 ■ S Site,
 ■ H Home
 ■ A Away
 N Neutral

| Average RPI Win: | 213 | WON-LOST | WINNING | LAST 10 | STRENGTH OF | OPP. STRENGTH | TEAM | ADJ. | CONF. | ADJ CONF. |
|-------------------|----------|-----------|----------------|------------|-------------|---------------|------|------|-------|-----------|
| Average RPI Loss: | 123 | RECORD | PCT. RANK | GAMES | SCHEDULE | OF SCHEDULE | RPI | RPI | RPI | RPI |
| DIV. I ONLY | 4- 14 | 308 | 1- 0 | 62 | 169 | 197 | 197 | 16 | 16 | |
| DIV. I NON-CONF. | 0- 8 | 336 | 0- 0 | 12 | 142 | 224 | 224 | 12 | 12 | |
| TOTALS | RPI 1-25 | RPI 26-50 | W-L RECORDS | RPI 51-100 | RPI 101-150 | RPI 150+ | | | | |
| 4- 14 | 0- 1 | 0- 3 | OVERALL | 0- 3 | 2- 2 | 2- 5 | | | | |
| 0- 6 | 0- 1 | 0- 1 | HOME | 0- 0 | 0- 2 | 0- 2 | | | | |
| 4- 6 | 0- 0 | 0- 1 | AWAY | 0- 3 | 2- 0 | 2- 2 | | | | |
| 0- 2 | 0- 0 | 0- 1 | NEUTRAL | 0- 0 | 0- 0 | 0- 1 | | | | |
| 0- 8 | 0- 1 | 0- 3 | NON-CONFERENCE | 0- 1 | 0- 1 | 0- 2 | | | | |
| 0- 3 | 0- 1 | 0- 1 | HOME | 0- 0 | 0- 1 | 0- 0 | | | | |
| 0- 3 | 0- 0 | 0- 1 | AWAY | 0- 1 | 0- 0 | 0- 1 | | | | |
| 0- 2 | 0- 0 | 0- 1 | NEUTRAL | 0- 0 | 0- 0 | 0- 1 | | | | |
| 4- 6 | 0- 0 | 0- 0 | CONFERENCE | 0- 2 | 2- 1 | 2- 3 | | | | |
| 0- 3 | 0- 0 | 0- 0 | HOME | 0- 0 | 0- 1 | 0- 2 | | | | |
| 4- 3 | 0- 0 | 0- 0 | AWAY | 0- 2 | 2- 0 | 2- 1 | | | | |
| 0- 0 | 0- 0 | 0- 0 | NEUTRAL | 0- 0 | 0- 0 | 0- 0 | | | | |

| RPI 1-25 | | | | RPI 26-50 | | | | RPI 51-100 | | | | RPI 101+ Team's RPI: 197 | | | |
|---------------------------|---|----------------|-------|-----------|---|----------------|-------|------------|---|-----------|-------|--------------------------|---|----------------|-------|
| RPI | S | Opponent | Score | RPI | S | Opponent | Score | RPI | S | Opponent | Score | RPI | S | Opponent | Score |
| 12 | H | Gonzaga | 51 63 | 30 | H | Utah | 51 95 | 61 | A | Boise St. | 55 67 | 115 | H | Northern Colo. | 62 67 |
| | | | | 31 | N | Oregon St. | 45 93 | 74 | A | Idaho St. | 48 63 | 128 | H | Fresno St. | 58 68 |
| | | | | 34 | A | BYU | 65 80 | 95 | A | Idaho | 68 84 | 132 | A | Montana St. | 89 87 |
| | | | | | | | | | | | | 146 | A | Montana | 68 62 |
| | | | | | | | | | | | | 164 | H | Portland St. | 64 76 |
| | | | | | | | | | | | | 170 | N | UC Riverside | 45 57 |
| | | | | | | | | | | | | 235 | H | Sacramento St. | 70 73 |
| | | | | | | | | | | | | 257 | A | Southern Utah | 63 73 |
| | | | | | | | | | | | | 266 | A | Northern Ariz. | 64 62 |
| | | | | | | | | | | | | 307 | A | Weber St. | 64 58 |
| | | | | | | | | | | | | 322 | A | Cal Poly | 55 59 |
| LAST 12 Division I GAMES: | | | | | | | | | | | | | | | |
| 257 | A | Southern Utah | 63 73 | 266 | A | Northern Ariz. | 64 62 | | | | | | | | |
| 235 | H | Sacramento St. | 70 73 | 95 | A | Idaho | 68 84 | | | | | | | | |
| 164 | H | Portland St. | 64 76 | 74 | A | Idaho St. | 48 63 | | | | | | | | |
| 132 | A | Montana St. | 89 87 | 307 | A | Weber St. | 64 58 | | | | | | | | |
| 146 | A | Montana | 68 62 | 170 | N | UC Riverside | 45 57 | | | | | | | | |
| 115 | H | Northern Colo. | 62 67 | 31 | N | Oregon St. | 45 93 | | | | | | | | |

Non-Div I Games: Eastern Ore. 66 45

Eastern Wash.

■ Loss,
 ■ Non-Conf,
 ■ S Site,
 ■ H Home
 ■ A Away
 N Neutral

| | | | | | | | | | | |
|-------------------|----------|-----------|----------------|------------|-------------|---------------|------|------|-------|-----------|
| Average RPI Win: | 244 | WON-LOST | WINNING | LAST 10 | STRENGTH OF | OPP. STRENGTH | TEAM | ADJ. | CONF. | ADJ CONF. |
| Average RPI Loss: | 113 | RECORD | PCT. RANK | GAMES | SCHEDULE | OF SCHEDULE | RPI | RPI | RPI | RPI |
| DIV. I ONLY | 6- 13 | 269 | 0- 1 | 88 | 184 | 200 | 200 | 10 | 10 | |
| DIV. I NON-CONF. | 4- 6 | 212 | 0- 0 | 116 | 240 | 190 | 190 | 11 | 11 | |
| TOTALS | RPI 1-25 | RPI 26-50 | W-L RECORDS | RPI 51-100 | RPI 101-150 | RPI 150+ | | | | |
| 6- 13 | 0- 1 | 0- 2 | OVERALL | 0- 3 | 1- 5 | 5- 2 | | | | |
| 3- 6 | 0- 1 | 0- 1 | HOME | 0- 1 | 1- 2 | 2- 1 | | | | |
| 3- 7 | 0- 0 | 0- 1 | AWAY | 0- 2 | 0- 3 | 3- 1 | | | | |
| 0- 0 | 0- 0 | 0- 0 | NEUTRAL | 0- 0 | 0- 0 | 0- 0 | | | | |
| 4- 6 | 0- 1 | 0- 1 | NON-CONFERENCE | 0- 1 | 1- 2 | 3- 1 | | | | |
| 2- 3 | 0- 1 | 0- 1 | HOME | 0- 0 | 1- 1 | 1- 0 | | | | |
| 2- 3 | 0- 0 | 0- 0 | AWAY | 0- 1 | 0- 1 | 2- 1 | | | | |
| 0- 0 | 0- 0 | 0- 0 | NEUTRAL | 0- 0 | 0- 0 | 0- 0 | | | | |
| 2- 7 | 0- 0 | 0- 1 | CONFERENCE | 0- 2 | 0- 3 | 2- 1 | | | | |
| 1- 3 | 0- 0 | 0- 0 | HOME | 0- 1 | 0- 1 | 1- 1 | | | | |
| 1- 4 | 0- 0 | 0- 1 | AWAY | 0- 1 | 0- 2 | 1- 0 | | | | |
| 0- 0 | 0- 0 | 0- 0 | NEUTRAL | 0- 0 | 0- 0 | 0- 0 | | | | |

| RPI 1-25 | | | | RPI 26-50 | | | | RPI 51-100 | | | | RPI 101+ Team's RPI: 200 | | | |
|---------------------------|---|----------------|--------|-----------|---|--------------------|-------|------------|---|--------------|-------|--------------------------|---|--------------------|-------|
| RPI | S | Opponent | Score | RPI | S | Opponent | Score | RPI | S | Opponent | Score | RPI | S | Opponent | Score |
| 22 | H | North Carolina | 69 100 | 42 | A | James Madison | 30 82 | 70 | A | Duke | 64 81 | 118 | H | UNCW | 70 75 |
| | | | | 50 | H | Auburn | 44 96 | 84 | A | Northeastern | 71 79 | 119 | A | Towson | 58 59 |
| | | | | | | | | 88 | H | Drexel | 44 59 | 133 | H | Davidson | 73 72 |
| | | | | | | | | | | | | 139 | A | Appalachian St. | 62 65 |
| | | | | | | | | | | | | 147 | A | William & Mary | 60 65 |
| | | | | | | | | | | | | 150 | H | Marist | 57 61 |
| | | | | | | | | | | | | 161 | H | Delaware | 63 74 |
| | | | | | | | | | | | | 190 | A | Hampton | 77 62 |
| | | | | | | | | | | | | 250 | A | Hofstra | 77 64 |
| | | | | | | | | | | | | 256 | H | N.C. A&T | 73 64 |
| | | | | | | | | | | | | 275 | A | Winthrop | 57 58 |
| | | | | | | | | | | | | 292 | H | Col. of Charleston | 76 68 |
| | | | | | | | | | | | | 345 | A | N.C. Central | 83 54 |
| LAST 12 Division I GAMES: | | | | | | | | | | | | | | | |
| | | | | 88 | H | Drexel | 44 59 | 161 | H | Delaware | 63 74 | | | | |
| | | | | 42 | A | James Madison | 30 82 | 250 | A | Hofstra | 77 64 | | | | |
| | | | | 119 | A | Towson | 58 59 | 84 | A | Northeastern | 71 79 | | | | |
| | | | | 147 | A | William & Mary | 60 65 | 50 | H | Auburn | 44 96 | | | | |
| | | | | 118 | H | UNCW | 70 75 | 256 | H | N.C. A&T | 73 64 | | | | |
| | | | | 292 | H | Col. of Charleston | 76 68 | 275 | A | Winthrop | 57 58 | | | | |

Non-Div I Games: Chowan

88 74

Elon

| Average RPI Win: | 315 | WON-LOST | WINNING | LAST 10 | STRENGTH OF | OPP. STRENGTH | TEAM | ADJ. | CONF. | ADJ CONF. |
|-------------------|----------|-----------|----------------|------------|-------------|---------------|------|------|-------|-----------|
| Average RPI Loss: | 189 | RECORD | PCT. RANK | GAMES | SCHEDULE | OF SCHEDULE | RPI | RPI | RPI | RPI |
| DIV. I ONLY | 2- 18 | 339 | 0- 1 | 268 | 267 | 337 | 337 | 12 | 12 | |
| DIV. I NON-CONF. | 2- 9 | 297 | 0- 0 | 340 | 339 | 346 | 346 | 14 | 14 | |
| TOTALS | RPI 1-25 | RPI 26-50 | W-L RECORDS | RPI 51-100 | RPI 101-150 | RPI 150+ | | | | |
| 2- 18 | 0- 1 | 0- 0 | OVERALL | 0- 2 | 0- 2 | 2- 13 | | | | |
| 1- 9 | 0- 1 | 0- 0 | HOME | 0- 1 | 0- 0 | 1- 7 | | | | |
| 1- 9 | 0- 0 | 0- 0 | AWAY | 0- 1 | 0- 2 | 1- 6 | | | | |
| 0- 0 | 0- 0 | 0- 0 | NEUTRAL | 0- 0 | 0- 0 | 0- 0 | | | | |
| 2- 9 | 0- 0 | 0- 0 | NON-CONFERENCE | 0- 0 | 0- 2 | 2- 7 | | | | |
| 1- 4 | 0- 0 | 0- 0 | HOME | 0- 0 | 0- 0 | 1- 4 | | | | |
| 1- 5 | 0- 0 | 0- 0 | AWAY | 0- 0 | 0- 2 | 1- 3 | | | | |
| 0- 0 | 0- 0 | 0- 0 | NEUTRAL | 0- 0 | 0- 0 | 0- 0 | | | | |
| 0- 9 | 0- 1 | 0- 0 | CONFERENCE | 0- 2 | 0- 0 | 0- 6 | | | | |
| 0- 5 | 0- 1 | 0- 0 | HOME | 0- 1 | 0- 0 | 0- 3 | | | | |
| 0- 4 | 0- 0 | 0- 0 | AWAY | 0- 1 | 0- 0 | 0- 3 | | | | |
| 0- 0 | 0- 0 | 0- 0 | NEUTRAL | 0- 0 | 0- 0 | 0- 0 | | | | |

| RPI S | Opponent | Score | RPI S | Opponent | Score | RPI S | Opponent | Score | RPI S | Opponent | Score | Team's RPI: 337 |
|---------------------------|------------------|-------|-------|-----------------|-------|-------|----------------|-------|-------|---------------------|-------|-----------------|
| 19 | H Drake | 47 78 | | | | 66 | A Missouri St. | 66 88 | 108 | A Dayton | 30 69 | |
| | | | | | | 94 | H UNI | 46 74 | 117 | A Morehead St. | 63 85 | |
| | | | | | | | | | 154 | A Southern Ill. | 47 67 | |
| | | | | | | | | | 156 | H Bradley | 68 75 | |
| | | | | | | | | | 172 | H Indiana St. | 69 76 | |
| | | | | | | | | | 178 | A Wisconsin | 60 96 | |
| | | | | | | | | | 184 | H Illinois St. | 61 72 | |
| | | | | | | | | | 213 | H Southeast Mo. St. | 50 54 | |
| | | | | | | | | | 227 | A Loyola Chicago | 56 61 | |
| | | | | | | | | | 229 | A Marshall | 65 72 | |
| | | | | | | | | | 234 | H SIUE | 45 54 | |
| | | | | | | | | | 284 | H Austin Peay | 56 52 | |
| | | | | | | | | | 289 | A Murray St. | 53 81 | |
| | | | | | | | | | 291 | A Valparaiso | 49 93 | |
| | | | | | | | | | 332 | H Purdue Fort Wayne | 66 72 | |
| | | | | | | | | | 333 | H UIC | 54 62 | |
| | | | | | | | | | 346 | A Chicago St. | 67 58 | |
| LAST 12 Division I GAMES: | | | | | | | | | | | | |
| 19 | H Drake | 47 78 | 172 | H Indiana St. | 69 76 | | | | | | | |
| 94 | H UNI | 46 74 | 66 | A Missouri St. | 66 88 | | | | | | | |
| 291 | A Valparaiso | 49 93 | 154 | A Southern Ill. | 47 67 | | | | | | | |
| 227 | A Loyola Chicago | 56 61 | 178 | A Wisconsin | 60 96 | | | | | | | |
| 184 | H Illinois St. | 61 72 | 284 | H Austin Peay | 56 52 | | | | | | | |
| 156 | H Bradley | 68 75 | 108 | A Dayton | 30 69 | | | | | | | |

Non-Div I Games:

| | | | | | | | | | | |
|-------------------|----------|-----------|----------------|------------|-------------|---------------|------|------|-------|-----------|
| Average RPI Win: | 237 | WON-LOST | WINNING | LAST 10 | STRENGTH OF | OPP. STRENGTH | TEAM | ADJ. | CONF. | ADJ CONF. |
| Average RPI Loss: | 61 | RECORD | PCT. RANK | GAMES | SCHEDULE | OF SCHEDULE | RPI | RPI | RPI | RPI |
| DIV. I ONLY | 15- 4 | 32 | 1- 0 | 213 | 185 | 87 | 87 | 24 | 24 | |
| DIV. I NON-CONF. | 7- 4 | 109 | 0- 0 | 128 | 75 | 92 | 92 | 26 | 26 | |
| TOTALS | RPI 1-25 | RPI 26-50 | W-L RECORDS | RPI 51-100 | RPI 101-150 | RPI 150+ | | | | |
| 15- 4 | 0- 1 | 0- 1 | OVERALL | 1- 1 | 1- 1 | 13- 0 | | | | |
| 8- 1 | 0- 0 | 0- 0 | HOME | 1- 0 | 0- 1 | 7- 0 | | | | |
| 6- 2 | 0- 0 | 0- 1 | AWAY | 0- 1 | 0- 0 | 6- 0 | | | | |
| 1- 1 | 0- 1 | 0- 0 | NEUTRAL | 0- 0 | 1- 0 | 0- 0 | | | | |
| 7- 4 | 0- 1 | 0- 1 | NON-CONFERENCE | 1- 1 | 1- 1 | 5- 0 | | | | |
| 4- 1 | 0- 0 | 0- 0 | HOME | 1- 0 | 0- 1 | 3- 0 | | | | |
| 2- 2 | 0- 0 | 0- 1 | AWAY | 0- 1 | 0- 0 | 2- 0 | | | | |
| 1- 1 | 0- 1 | 0- 0 | NEUTRAL | 0- 0 | 1- 0 | 0- 0 | | | | |
| 8- 0 | 0- 0 | 0- 0 | CONFERENCE | 0- 0 | 0- 0 | 8- 0 | | | | |
| 4- 0 | 0- 0 | 0- 0 | HOME | 0- 0 | 0- 0 | 4- 0 | | | | |
| 4- 0 | 0- 0 | 0- 0 | AWAY | 0- 0 | 0- 0 | 4- 0 | | | | |
| 0- 0 | 0- 0 | 0- 0 | NEUTRAL | 0- 0 | 0- 0 | 0- 0 | | | | |

| RPI 1-25 | | | | RPI 26-50 | | | | RPI 51-100 | | | | Team's RPI: 87 | | RPI 101+ | | | |
|---------------------------|---|---------------|--------|-----------|---|-------------------|-------|------------|---|----------|-------|----------------|-----|----------|--------------------|--------|--|
| RPI | S | Opponent | Score | RPI | S | Opponent | Score | RPI | S | Opponent | Score | | RPI | S | Opponent | Score | |
| 5 | N | Stanford | 65 88 | 28 | A | South Dakota St. | 62 80 | 70 | A | Duke | 41 57 | | 101 | N | American | 90 71 | |
| | | | | | | | | 96 | H | Houston | 76 71 | | 141 | H | UAB | 60 62 | |
| | | | | | | | | | | | | | 160 | A | North Ala. | 68 52 | |
| | | | | | | | | | | | | | 163 | H | Abilene Christian | 81 65 | |
| | | | | | | | | | | | | | 205 | A | Saint Francis (PA) | 83 69 | |
| | | | | | | | | | | | | | 215 | H | Jacksonville | 82 58 | |
| | | | | | | | | | | | | | 225 | H | Liberty | 68 50 | |
| | | | | | | | | | | | | | 264 | A | Hawaii | 73 67 | |
| | | | | | | | | | | | | | 282 | A | North Florida | 105 66 | |
| | | | | | | | | | | | | | 282 | H | North Florida | 80 48 | |
| | | | | | | | | | | | | | 294 | A | Kennesaw St. | 69 46 | |
| | | | | | | | | | | | | | 308 | A | NJIT | 67 35 | |
| | | | | | | | | | | | | | 314 | H | FIU | 100 58 | |
| | | | | | | | | | | | | | 317 | H | Coppin St. | 93 61 | |
| | | | | | | | | | | | | | 324 | H | Lipscomb | 82 40 | |
| LAST 12 Division I GAMES: | | | | | | | | | | | | | | | | | |
| 308 | A | NJIT | 67 35 | 215 | H | Jacksonville | 82 58 | | | | | | | | | | |
| 282 | H | North Florida | 80 48 | 225 | H | Liberty | 68 50 | | | | | | | | | | |
| 324 | H | Lipscomb | 82 40 | 70 | A | Duke | 41 57 | | | | | | | | | | |
| 294 | A | Kennesaw St. | 69 46 | 141 | H | UAB | 60 62 | | | | | | | | | | |
| 282 | A | North Florida | 105 66 | 317 | H | Coppin St. | 93 61 | | | | | | | | | | |
| 160 | A | North Ala. | 68 52 | 163 | H | Abilene Christian | 81 65 | | | | | | | | | | |

Non-Div I Games: Fla. Memorial 99 68 Johnson & Wales (FI109 64

FGCU

■ Loss,
■ Non-Conf,
■ S Site,
■ H Home
■ A Away
N Neutral

| | | | | | | | | | | |
|-------------------|----------|-----------|----------------|------------|-------------|---------------|------|------|-------|-----------|
| Average RPI Win: | 333 | WON-LOST | WINNING | LAST 10 | STRENGTH OF | OPP. STRENGTH | TEAM | ADJ. | CONF. | ADJ CONF. |
| Average RPI Loss: | 167 | RECORD | PCT. RANK | GAMES | SCHEDULE | OF SCHEDULE | RPI | RPI | RPI | RPI |
| DIV. I ONLY | 3- 18 | 327 | 0- 1 | 141 | 322 | 314 | 314 | 14 | 14 | |
| DIV. I NON-CONF. | 3- 9 | 271 | 0- 1 | 207 | 348 | 326 | 326 | 18 | 18 | |
| TOTALS | RPI 1-25 | RPI 26-50 | W-L RECORDS | RPI 51-100 | RPI 101-150 | RPI 150+ | | | | |
| 3- 18 | 0- 0 | 0- 1 | OVERALL | 0- 3 | 0- 3 | 3- 11 | | | | |
| 3- 10 | 0- 0 | 0- 1 | HOME | 0- 1 | 0- 3 | 3- 5 | | | | |
| 0- 8 | 0- 0 | 0- 0 | AWAY | 0- 2 | 0- 0 | 0- 6 | | | | |
| 0- 0 | 0- 0 | 0- 0 | NEUTRAL | 0- 0 | 0- 0 | 0- 0 | | | | |
| 3- 9 | 0- 0 | 0- 1 | NON-CONFERENCE | 0- 1 | 0- 1 | 3- 6 | | | | |
| 3- 6 | 0- 0 | 0- 1 | HOME | 0- 0 | 0- 1 | 3- 4 | | | | |
| 0- 3 | 0- 0 | 0- 0 | AWAY | 0- 1 | 0- 0 | 0- 2 | | | | |
| 0- 0 | 0- 0 | 0- 0 | NEUTRAL | 0- 0 | 0- 0 | 0- 0 | | | | |
| 0- 9 | 0- 0 | 0- 0 | CONFERENCE | 0- 2 | 0- 2 | 0- 5 | | | | |
| 0- 4 | 0- 0 | 0- 0 | HOME | 0- 1 | 0- 2 | 0- 1 | | | | |
| 0- 5 | 0- 0 | 0- 0 | AWAY | 0- 1 | 0- 0 | 0- 4 | | | | |
| 0- 0 | 0- 0 | 0- 0 | NEUTRAL | 0- 0 | 0- 0 | 0- 0 | | | | |

| RPI S | Opponent | Score | RPI S | Opponent | Score | RPI S | Opponent | Score | RPI S | Opponent | Score | Team's RPI: 314 |
|---------------------------|------------------|-------|-------|-----------------|--------|-------|-------------------|-------|-------|----------|-------|-----------------|
| 27 | H Miami (FL) | 43 94 | 59 | H Middle Tenn. | 43 49 | 107 | H South Alabama | 77 84 | | | | |
| | | | 67 | A Old Dominion | 68 95 | 116 | H Western Ky. | 82 94 | | | | |
| | | | 87 | A FGCU | 58 100 | 141 | H UAB | 59 83 | | | | |
| | | | | | | 153 | H Georgia St. | 61 67 | | | | |
| | | | | | | 157 | A Louisiana Tech | 72 90 | | | | |
| | | | | | | 158 | A Charlotte | 54 69 | | | | |
| | | | | | | 185 | A Southern Miss. | 57 71 | | | | |
| | | | | | | 215 | H Jacksonville | 62 73 | | | | |
| | | | | | | 224 | H Howard | 62 89 | | | | |
| | | | | | | 229 | H Marshall | 58 86 | | | | |
| | | | | | | 249 | H Campbell | 54 59 | | | | |
| | | | | | | 258 | A Bethune-Cookman | 57 68 | | | | |
| | | | | | | 282 | A North Florida | 53 62 | | | | |
| | | | | | | 288 | A Fla. Atlantic | 55 77 | | | | |
| | | | | | | 302 | H Morgan St. | 59 50 | | | | |
| | | | | | | 348 | H Florida A&M | 77 54 | | | | |
| | | | | | | 350 | H Alcorn | 75 40 | | | | |
| LAST 12 Division I GAMES: | | | | | | | | | | | | |
| 249 | H Campbell | 54 59 | 107 | H South Alabama | 77 84 | | | | | | | |
| 157 | A Louisiana Tech | 72 90 | 67 | A Old Dominion | 68 95 | | | | | | | |
| 185 | A Southern Miss. | 57 71 | 158 | A Charlotte | 54 69 | | | | | | | |
| 288 | A Fla. Atlantic | 55 77 | 141 | H UAB | 59 83 | | | | | | | |
| 229 | H Marshall | 58 86 | 59 | H Middle Tenn. | 43 49 | | | | | | | |
| 116 | H Western Ky. | 82 94 | 215 | H Jacksonville | 62 73 | | | | | | | |

Non-Div I Games: Palm Beach Atl. 63 66

FIU

Fairfield

Through Games Of Feb. 3, 2019

| | | | | | | | | | | |
|-------------------|----------|-----------|----------------|------------|-------------|---------------|------|------|-------|-----------|
| Average RPI Win: | 309 | WON-LOST | WINNING | LAST 10 | STRENGTH OF | OPP. STRENGTH | TEAM | ADJ. | CONF. | ADJ CONF. |
| Average RPI Loss: | 195 | RECORD | PCT. RANK | GAMES | SCHEDULE | OF SCHEDULE | RPI | RPI | RPI | RPI |
| DIV. I ONLY | 5- 16 | 304 | 0- 1 | 295 | 303 | 316 | 316 | 26 | 26 | |
| DIV. I NON-CONF. | 3- 8 | 267 | 0- 0 | 277 | 312 | 304 | 304 | 28 | 28 | |
| TOTALS | RPI 1-25 | RPI 26-50 | W-L RECORDS | RPI 51-100 | RPI 101-150 | RPI 150+ | | | | |
| 5- 16 | 0- 0 | 0- 1 | OVERALL | 0- 2 | 0- 2 | 5- 11 | | | | |
| 2- 5 | 0- 0 | 0- 0 | HOME | 0- 1 | 0- 2 | 2- 2 | | | | |
| 2- 8 | 0- 0 | 0- 0 | AWAY | 0- 1 | 0- 0 | 2- 7 | | | | |
| 1- 3 | 0- 0 | 0- 1 | NEUTRAL | 0- 0 | 0- 0 | 1- 2 | | | | |
| 3- 8 | 0- 0 | 0- 1 | NON-CONFERENCE | 0- 1 | 0- 1 | 3- 5 | | | | |
| 1- 2 | 0- 0 | 0- 0 | HOME | 0- 1 | 0- 1 | 1- 0 | | | | |
| 1- 3 | 0- 0 | 0- 0 | AWAY | 0- 0 | 0- 0 | 1- 3 | | | | |
| 1- 3 | 0- 0 | 0- 1 | NEUTRAL | 0- 0 | 0- 0 | 1- 2 | | | | |
| 2- 8 | 0- 0 | 0- 0 | CONFERENCE | 0- 1 | 0- 1 | 2- 6 | | | | |
| 1- 3 | 0- 0 | 0- 0 | HOME | 0- 0 | 0- 1 | 1- 2 | | | | |
| 1- 5 | 0- 0 | 0- 0 | AWAY | 0- 1 | 0- 0 | 1- 4 | | | | |
| 0- 0 | 0- 0 | 0- 0 | NEUTRAL | 0- 0 | 0- 0 | 0- 0 | | | | |

| RPI 1-25 | | | RPI 26-50 | | | RPI 51-100 | | | RPI 101+ Team's RPI: 316 | | |
|---------------------------|---|---------------|-----------|-----|---|------------|-------|-----|--------------------------|----------------|-------|
| RPI | S | Opponent | Score | RPI | S | Opponent | Score | RPI | S | Opponent | Score |
| | | | | 48 | N | Bucknell | 54 77 | 60 | A | Quinnipiac | 36 81 |
| | | | | | | | | 84 | H | Northeastern | 50 59 |
| | | | | | | | | 147 | H | William & Mary | 54 60 |
| | | | | | | | | 150 | H | Marist | 46 56 |
| | | | | | | | | 169 | A | Xavier | 35 48 |
| | | | | | | | | 194 | A | Rider | 59 62 |
| | | | | | | | | 208 | N | Massachusetts | 49 59 |
| | | | | | | | | 226 | A | Dartmouth | 46 59 |
| | | | | | | | | 230 | H | Monmouth | 63 73 |
| | | | | | | | | 231 | A | Niagara | 68 71 |
| | | | | | | | | 238 | N | Furman | 70 77 |
| | | | | | | | | 239 | A | Brown | 49 68 |
| | | | | | | | | 261 | A | Richmond | 58 40 |
| | | | | | | | | 267 | A | Canisius | 50 53 |
| | | | | | | | | 271 | H | Siena | 59 55 |
| | | | | | | | | 315 | H | Saint Peter's | 65 68 |
| | | | | | | | | 319 | A | Manhattan | 41 47 |
| | | | | | | | | 329 | A | Iona | 55 42 |
| | | | | | | | | 333 | N | UIC | 68 60 |
| | | | | | | | | 351 | H | LIU Brooklyn | 71 43 |
| LAST 12 Division I GAMES: | | | | | | | | | | | |
| 319 | A | Manhattan | 41 47 | 230 | H | Monmouth | 63 73 | | | | |
| 271 | H | Siena | 59 55 | 150 | H | Marist | 46 56 | | | | |
| 329 | A | Iona | 55 42 | 194 | A | Rider | 59 62 | | | | |
| 231 | A | Niagara | 68 71 | 60 | A | Quinnipiac | 36 81 | | | | |
| 267 | A | Canisius | 50 53 | 333 | N | UIC | 68 60 | | | | |
| 315 | H | Saint Peter's | 65 68 | 238 | N | Furman | 70 77 | | | | |

Non-Div I Games:

Fairfield

■ Loss,
 ■ Non-Conf,
 S Site,
 ■ Home
 ■ Away
 N Neutral

| Ralphie Bickmon | | | | Through Games Of Feb. 9, 1919 | | | | | | |
|-------------------|----------|-----------|----------------|-------------------------------|-------------|---------------|------|------|-------|-----------|
| Average RPI Win: | 314 | WON-LOST | WINNING | LAST 10 | STRENGTH OF | OPP. STRENGTH | TEAM | ADJ. | CONF. | ADJ CONF. |
| Average RPI Loss: | 250 | RECORD | PCT. RANK | GAMES | SCHEDULE | OF SCHEDULE | RPI | RPI | RPI | RPI |
| DIV. I ONLY | 4- 14 | 308 | 0- 1 | 342 | 351 | 343 | 343 | 31 | 31 | |
| DIV. I NON-CONF. | 1- 8 | 322 | 0- 0 | 324 | 345 | 349 | 349 | 31 | 31 | |
| TOTALS | RPI 1-25 | RPI 26-50 | W-L RECORDS | RPI 51-100 | RPI 101-150 | RPI 150+ | | | | |
| 4- 14 | 0- 0 | 0- 0 | OVERALL | 0- 0 | 0- 0 | 4- 14 | | | | |
| 3- 5 | 0- 0 | 0- 0 | HOME | 0- 0 | 0- 0 | 3- 5 | | | | |
| 1- 9 | 0- 0 | 0- 0 | AWAY | 0- 0 | 0- 0 | 1- 9 | | | | |
| 0- 0 | 0- 0 | 0- 0 | NEUTRAL | 0- 0 | 0- 0 | 0- 0 | | | | |
| 1- 8 | 0- 0 | 0- 0 | NON-CONFERENCE | 0- 0 | 0- 0 | 1- 8 | | | | |
| 1- 2 | 0- 0 | 0- 0 | HOME | 0- 0 | 0- 0 | 1- 2 | | | | |
| 0- 6 | 0- 0 | 0- 0 | AWAY | 0- 0 | 0- 0 | 0- 6 | | | | |
| 0- 0 | 0- 0 | 0- 0 | NEUTRAL | 0- 0 | 0- 0 | 0- 0 | | | | |
| 3- 6 | 0- 0 | 0- 0 | CONFERENCE | 0- 0 | 0- 0 | 3- 6 | | | | |
| 2- 3 | 0- 0 | 0- 0 | HOME | 0- 0 | 0- 0 | 2- 3 | | | | |
| 1- 3 | 0- 0 | 0- 0 | AWAY | 0- 0 | 0- 0 | 1- 3 | | | | |
| 0- 0 | 0- 0 | 0- 0 | NEUTRAL | 0- 0 | 0- 0 | 0- 0 | | | | |

| RPI 1-25 | | | | RPI 26-50 | | | | RPI 51-100 | | | | RPI 101+ | | | | Team's RPI: 343 | |
|---------------------------|---|----------|-------|-----------|---|----------------------|-------|------------|---|----------|-------|----------|---|----------------------|-------|-----------------|--|
| RPI | S | Opponent | Score | RPI | S | Opponent | Score | RPI | S | Opponent | Score | RPI | S | Opponent | Score | | |
| | | | | | | | | | | | | 165 | A | Stony Brook | 49 | 63 | |
| | | | | | | | | | | | | 205 | A | Saint Francis (PA) | 64 | 75 | |
| | | | | | | | | | | | | 212 | A | Robert Morris | 49 | 71 | |
| | | | | | | | | | | | | 212 | H | Robert Morris | 43 | 63 | |
| | | | | | | | | | | | | 224 | H | Howard | 58 | 79 | |
| | | | | | | | | | | | | 232 | A | Colgate | 52 | 71 | |
| | | | | | | | | | | | | 243 | A | Binghamton | 54 | 73 | |
| | | | | | | | | | | | | 245 | H | Mt. St. Mary's | 47 | 63 | |
| | | | | | | | | | | | | 252 | A | Air Force | 37 | 85 | |
| | | | | | | | | | | | | 254 | H | St. Francis Brooklyn | 53 | 64 | |
| | | | | | | | | | | | | 296 | A | Army West Point | 40 | 62 | |
| | | | | | | | | | | | | 298 | H | Central Conn. St. | 74 | 67 | |
| | | | | | | | | | | | | 299 | H | Bryant | 63 | 53 | |
| | | | | | | | | | | | | 308 | H | NJIT | 64 | 43 | |
| | | | | | | | | | | | | 315 | A | Saint Peter's | 58 | 75 | |
| | | | | | | | | | | | | 318 | H | Lafayette | 57 | 63 | |
| | | | | | | | | | | | | 326 | A | Wagner | 59 | 71 | |
| | | | | | | | | | | | | 351 | A | LIU Brooklyn | 69 | 52 | |
| LAST 12 Division I GAMES: | | | | | | | | | | | | | | | | | |
| | | | | 299 | H | Bryant | 63 53 | | | | | 212 | H | Robert Morris | 43 | 63 | |
| | | | | 254 | H | St. Francis Brooklyn | 53 64 | | | | | 212 | A | Robert Morris | 49 | 71 | |
| | | | | 245 | H | Mt. St. Mary's | 47 63 | | | | | 205 | A | Saint Francis (PA) | 64 | 75 | |
| | | | | 351 | A | LIU Brooklyn | 69 52 | | | | | 315 | A | Saint Peter's | 58 | 75 | |
| | | | | 326 | A | Wagner | 59 71 | | | | | 165 | A | Stony Brook | 49 | 63 | |
| | | | | 298 | H | Central Conn. St. | 74 67 | | | | | 296 | A | Army West Point | 40 | 62 | |

| | | | | | | |
|------------------|----------------|----|----|----------------|----|----|
| Non-Div I Games: | Georgian Court | 70 | 45 | Rutgers-Newark | 97 | 51 |
|------------------|----------------|----|----|----------------|----|----|

Fairleigh Dickinson

■ Loss, ■ Non-Conf, S Site, H Home A Away N Neutral

| | | | | | | | | | | |
|-------------------|----------|-----------|----------------|------------|-------------|---------------|------|------|-------|-----------|
| Average RPI Win: | 291 | WON-LOST | WINNING | LAST 10 | STRENGTH OF | OPP. STRENGTH | TEAM | ADJ. | CONF. | ADJ CONF. |
| Average RPI Loss: | 156 | RECORD | PCT. RANK | GAMES | SCHEDULE | OF SCHEDULE | RPI | RPI | RPI | RPI |
| DIV. I ONLY | 4- 18 | 319 | 0- 1 | 110 | 270 | 288 | 288 | 14 | 14 | |
| DIV. I NON-CONF. | 3- 10 | 278 | 0- 1 | 156 | 323 | 287 | 287 | 18 | 18 | |
| TOTALS | RPI 1-25 | RPI 26-50 | W-L RECORDS | RPI 51-100 | RPI 101-150 | RPI 150+ | | | | |
| 4- 18 | 0- 1 | 0- 0 | OVERALL | 0- 3 | 0- 3 | 4- 11 | | | | |
| 3- 10 | 0- 0 | 0- 0 | HOME | 0- 1 | 0- 2 | 3- 7 | | | | |
| 1- 8 | 0- 1 | 0- 0 | AWAY | 0- 2 | 0- 1 | 1- 4 | | | | |
| 0- 0 | 0- 0 | 0- 0 | NEUTRAL | 0- 0 | 0- 0 | 0- 0 | | | | |
| 3- 10 | 0- 1 | 0- 0 | NON-CONFERENCE | 0- 1 | 0- 1 | 3- 7 | | | | |
| 2- 6 | 0- 0 | 0- 0 | HOME | 0- 0 | 0- 0 | 2- 6 | | | | |
| 1- 4 | 0- 1 | 0- 0 | AWAY | 0- 1 | 0- 1 | 1- 1 | | | | |
| 0- 0 | 0- 0 | 0- 0 | NEUTRAL | 0- 0 | 0- 0 | 0- 0 | | | | |
| 1- 8 | 0- 0 | 0- 0 | CONFERENCE | 0- 2 | 0- 2 | 1- 4 | | | | |
| 1- 4 | 0- 0 | 0- 0 | HOME | 0- 1 | 0- 2 | 1- 1 | | | | |
| 0- 4 | 0- 0 | 0- 0 | AWAY | 0- 1 | 0- 0 | 0- 3 | | | | |
| 0- 0 | 0- 0 | 0- 0 | NEUTRAL | 0- 0 | 0- 0 | 0- 0 | | | | |

| RPI 1-25 | | | | RPI 26-50 | | | | RPI 51-100 | | | | RPI 101+ Team's RPI: 288 | | | |
|---------------------------|---|----------------|-------|-----------|---|--------------|-------|------------|---|--------------|-------|--------------------------|---|----------------|-------|
| RPI | S | Opponent | Score | RPI | S | Opponent | Score | RPI | S | Opponent | Score | RPI | S | Opponent | Score |
| 24 | A | Michigan St. | 74 89 | | | | | 59 | H | Middle Tenn. | 55 74 | 116 | H | Western Ky. | 50 81 |
| | | | | | | | | 67 | A | Old Dominion | 53 87 | 124 | A | Tulane | 45 88 |
| | | | | | | | | 80 | A | Little Rock | 38 61 | 141 | H | UAB | 64 89 |
| | | | | | | | | | | | | 153 | H | Georgia St. | 59 75 |
| | | | | | | | | | | | | 156 | H | Bradley | 59 80 |
| | | | | | | | | | | | | 157 | A | Louisiana Tech | 55 86 |
| | | | | | | | | | | | | 158 | A | Charlotte | 47 68 |
| | | | | | | | | | | | | 185 | A | Southern Miss. | 45 67 |
| | | | | | | | | | | | | 190 | H | Hampton | 68 72 |
| | | | | | | | | | | | | 196 | H | Saint Louis | 61 93 |
| | | | | | | | | | | | | 229 | H | Marshall | 67 72 |
| | | | | | | | | | | | | 238 | A | Furman | 57 73 |
| | | | | | | | | | | | | 256 | H | N.C. A&T | 65 67 |
| | | | | | | | | | | | | 261 | H | Richmond | 69 55 |
| | | | | | | | | | | | | 271 | A | Siena | 70 66 |
| | | | | | | | | | | | | 283 | H | Western Mich. | 59 69 |
| | | | | | | | | | | | | 314 | H | FIU | 77 55 |
| | | | | | | | | | | | | 318 | H | Lafayette | 53 49 |
| LAST 12 Division I GAMES: | | | | | | | | | | | | | | | |
| 156 | H | Bradley | 59 80 | 196 | H | Saint Louis | 61 93 | | | | | | | | |
| 185 | A | Southern Miss. | 45 67 | 158 | A | Charlotte | 47 68 | | | | | | | | |
| 157 | A | Louisiana Tech | 55 86 | 67 | A | Old Dominion | 53 87 | | | | | | | | |
| 314 | H | FIU | 77 55 | 59 | H | Middle Tenn. | 55 74 | | | | | | | | |
| 116 | H | Western Ky. | 50 81 | 141 | H | UAB | 64 89 | | | | | | | | |
| 229 | H | Marshall | 67 72 | 256 | H | N.C. A&T | 65 67 | | | | | | | | |

Non-Div I Games:

| | | | | | | | | | | |
|-------------------|--------------|------------|----------------|------------|-------------|---------------|------------|----------|----------|-----------|
| Average RPI Win: | 223 | WON-LOST | WINNING | LAST 10 | STRENGTH OF | OPP. STRENGTH | TEAM | ADJ. | CONF. | ADJ CONF. |
| Average RPI Loss: | 91 | RECORD | PCT. RANK | GAMES | SCHEDULE | OF SCHEDULE | RPI | RPI | RPI | RPI |
| DIV. I ONLY | 5- 17 | 307 | 0- 1 | 38 | 90 | 206 | 206 | 5 | 5 | |
| DIV. I NON-CONF. | 4- 9 | 252 | 0- 1 | 117 | 223 | 254 | 254 | 5 | 5 | |
| TOTALS | RPI 1-25 | RPI 26-50 | W-L RECORDS | RPI 51-100 | RPI 101-150 | RPI 150+ | | | | |
| 5- 17 | 0- 3 | 1- 4 | OVERALL | 0- 4 | 1- 2 | 3- 4 | | | | |
| 5- 6 | 0- 1 | 1- 1 | HOME | 0- 3 | 1- 0 | 3- 1 | | | | |
| 0- 10 | 0- 2 | 0- 2 | AWAY | 0- 1 | 0- 2 | 0- 3 | | | | |
| 0- 1 | 0- 0 | 0- 1 | NEUTRAL | 0- 0 | 0- 0 | 0- 0 | | | | |
| 4- 9 | 0- 1 | 0- 2 | NON-CONFERENCE | 0- 2 | 1- 1 | 3- 3 | | | | |
| 4- 3 | 0- 0 | 0- 0 | HOME | 0- 2 | 1- 0 | 3- 1 | | | | |
| 0- 5 | 0- 1 | 0- 1 | AWAY | 0- 0 | 0- 1 | 0- 2 | | | | |
| 0- 1 | 0- 0 | 0- 1 | NEUTRAL | 0- 0 | 0- 0 | 0- 0 | | | | |
| 1- 8 | 0- 2 | 1- 2 | CONFERENCE | 0- 2 | 0- 1 | 0- 1 | | | | |
| 1- 3 | 0- 1 | 1- 1 | HOME | 0- 1 | 0- 0 | 0- 0 | | | | |
| 0- 5 | 0- 1 | 0- 1 | AWAY | 0- 1 | 0- 1 | 0- 1 | | | | |
| 0- 0 | 0- 0 | 0- 0 | NEUTRAL | 0- 0 | 0- 0 | 0- 0 | | | | |

| RPI 1-25 | | | | RPI 26-50 | | | | RPI 51-100 | | | | RPI 101+ Team's RPI: 206 | | | |
|---------------------------|---|-----------------|--------------|-----------|---|----------|--------------|------------|---|----------------|--------------|--------------------------|---|-----------------|--------------|
| RPI | S | Opponent | Score | RPI | S | Opponent | Score | RPI | S | Opponent | Score | RPI | S | Opponent | Score |
| 8 | H | Mississippi St. | 42 90 | 30 | N | Utah | 58 74 | 57 | A | Tennessee | 50 67 | 109 | A | Ohio St. | 41 46 |
| 15 | A | South Carolina | 40 71 | 32 | A | Indiana | 64 83 | 73 | H | Arkansas | 73 83 | 112 | A | Alabama | 67 74 |
| 23 | A | Florida St. | 56 63 | 33 | A | Kentucky | 51 62 | 84 | H | Northeastern | 66 79 | 143 | H | Texas Tech | 72 67 |
| | | | | 35 | H | Missouri | 58 56 | 85 | H | Northwestern | 74 83 | 155 | A | Mercer | 82 92 |
| | | | | 50 | H | Auburn | 56 64 | | | | | 201 | A | Ole Miss | 66 76 |
| | | | | | | | | | | | | 210 | A | UNLV | 53 56 |
| | | | | | | | | | | | | 258 | H | Bethune-Cookman | 64 53 |
| | | | | | | | | | | | | 262 | H | Gardner-Webb | 58 60 |
| | | | | | | | | | | | | 330 | H | Charleston So. | 70 60 |
| | | | | | | | | | | | | 348 | H | Florida A&M | 62 38 |
| LAST 12 Division I GAMES: | | | | | | | | | | | | | | | |
| 33 | A | Kentucky | 51 62 | 210 | A | UNLV | 53 56 | 15 | A | South Carolina | 40 71 | | | | |
| 57 | A | Tennessee | 50 67 | 50 | H | Auburn | 56 64 | 50 | H | Auburn | 56 64 | | | | |
| 73 | H | Arkansas | 73 83 | 112 | A | Alabama | 67 74 | 330 | H | Charleston So. | 70 60 | | | | |
| 8 | H | Mississippi St. | 42 90 | 30 | N | Utah | 58 74 | | | | | | | | |
| 201 | A | Ole Miss | 66 76 | | | | | | | | | | | | |
| 35 | H | Missouri | 58 56 | | | | | | | | | | | | |

Non-Div I Games:

Florida

■ Loss,
 ■ Non-Conf,
 ■ S Site,
 ■ H Home
 ■ A Away
 N Neutral

| Overall Team | | | | Through Games Of Feb. 9, 1919 | | | | | | |
|-------------------|----------|-----------|----------------|-------------------------------|-------------|---------------|------|------|-------|-----------|
| Average RPI Win: | 201 | WON-LOST | WINNING | LAST 10 | STRENGTH OF | OPP. STRENGTH | TEAM | ADJ. | CONF. | ADJ CONF. |
| Average RPI Loss: | 233 | RECORD | PCT. RANK | GAMES | SCHEDULE | OF SCHEDULE | RPI | RPI | RPI | RPI |
| DIV. I ONLY | 2- 17 | 336 | 0- 1 | 334 | 311 | 348 | 348 | 32 | 32 | |
| DIV. I NON-CONF. | 1- 10 | 330 | 0- 1 | 262 | 217 | 338 | 338 | 32 | 32 | |
| TOTALS | RPI 1-25 | RPI 26-50 | W-L RECORDS | RPI 51-100 | RPI 101-150 | RPI 150+ | | | | |
| 2- 17 | 0- 0 | 0- 1 | OVERALL | 1- 1 | 0- 1 | 1- 14 | | | | |
| 2- 4 | 0- 0 | 0- 0 | HOME | 1- 0 | 0- 0 | 1- 4 | | | | |
| 0- 10 | 0- 0 | 0- 1 | AWAY | 0- 1 | 0- 0 | 0- 8 | | | | |
| 0- 3 | 0- 0 | 0- 0 | NEUTRAL | 0- 0 | 0- 1 | 0- 2 | | | | |
| 1- 10 | 0- 0 | 0- 1 | NON-CONFERENCE | 1- 1 | 0- 1 | 0- 7 | | | | |
| 1- 1 | 0- 0 | 0- 0 | HOME | 1- 0 | 0- 0 | 0- 1 | | | | |
| 0- 6 | 0- 0 | 0- 1 | AWAY | 0- 1 | 0- 0 | 0- 4 | | | | |
| 0- 3 | 0- 0 | 0- 0 | NEUTRAL | 0- 0 | 0- 1 | 0- 2 | | | | |
| 1- 7 | 0- 0 | 0- 0 | CONFERENCE | 0- 0 | 0- 0 | 1- 7 | | | | |
| 1- 3 | 0- 0 | 0- 0 | HOME | 0- 0 | 0- 0 | 1- 3 | | | | |
| 0- 4 | 0- 0 | 0- 0 | AWAY | 0- 0 | 0- 0 | 0- 4 | | | | |
| 0- 0 | 0- 0 | 0- 0 | NEUTRAL | 0- 0 | 0- 0 | 0- 0 | | | | |

| RPI 1-25 | | | | RPI 26-50 | | | | RPI 51-100 | | | | RPI 101+ | | | | Team's RPI: 348 | |
|---------------------------|---|----------|-------|-----------|---|--------------|--------|------------|---|---------------|--------|----------|---|------------------|-------|-----------------|--|
| RPI | S | Opponent | Score | RPI | S | Opponent | Score | RPI | S | Opponent | Score | RPI | S | Opponent | Score | | |
| | | | | 27 | A | Miami (FL) | 54 103 | 54 | H | Miami (OH) | 57 56 | 124 | N | Tulane | 34 78 | | |
| | | | | | | | | 57 | A | Tennessee | 31 96 | 174 | H | UMES | 36 68 | | |
| | | | | | | | | | | | | 206 | A | Florida | 38 62 | | |
| | | | | | | | | | | | | 223 | H | Jacksonville St. | 31 62 | | |
| | | | | | | | | | | | | 224 | A | Howard | 68 74 | | |
| | | | | | | | | | | | | 233 | A | Stetson | 44 69 | | |
| | | | | | | | | | | | | 256 | H | N.C. A&T | 48 56 | | |
| | | | | | | | | | | | | 268 | A | Norfolk St. | 58 60 | | |
| | | | | | | | | | | | | 282 | A | North Florida | 53 64 | | |
| | | | | | | | | | | | | 283 | N | Western Mich. | 50 69 | | |
| | | | | | | | | | | | | 302 | A | Morgan St. | 71 75 | | |
| | | | | | | | | | | | | 314 | A | FIU | 54 77 | | |
| | | | | | | | | | | | | 317 | A | Coppin St. | 53 73 | | |
| | | | | | | | | | | | | 320 | N | Omaha | 50 57 | | |
| | | | | | | | | | | | | 347 | H | Delaware St. | 57 52 | | |
| | | | | | | | | | | | | 349 | H | Savannah St. | 50 54 | | |
| LAST 12 Division I GAMES: | | | | | | | | | | | | | | | | | |
| | | | | 256 | H | N.C. A&T | 48 56 | 320 | N | Omaha | 50 57 | | | | | | |
| | | | | 302 | A | Morgan St. | 71 75 | 268 | A | Norfolk St. | 58 60 | | | | | | |
| | | | | 317 | A | Coppin St. | 53 73 | 224 | A | Howard | 68 74 | | | | | | |
| | | | | 347 | H | Delaware St. | 57 52 | 124 | N | Tulane | 34 78 | | | | | | |
| | | | | 174 | H | UMES | 36 68 | 27 | A | Miami (FL) | 54 103 | | | | | | |
| | | | | 349 | H | Savannah St. | 50 54 | 283 | N | Western Mich. | 50 69 | | | | | | |

| | | | |
|------------------|---------------|----|----|
| Non-Div I Games: | Edward Waters | 70 | 64 |
|------------------|---------------|----|----|

Florida A&M

Loss, Non-Conf, S Site, H Home A Away N Neutral

| Average RPI Win: | 129 | WON-LOST | WINNING | LAST 10 | STRENGTH OF | OPP. STRENGTH | TEAM | ADJ. | CONF. | ADJ CONF. |
|-------------------|----------|-----------|----------------|------------|-------------|---------------|------|------|-------|-----------|
| Average RPI Loss: | 38 | RECORD | PCT. RANK | GAMES | SCHEDULE | OF SCHEDULE | RPI | RPI | RPI | RPI |
| DIV. I ONLY | 19- 3 | 12 | 1- 0 | 72 | 13 | 23 | 23 | 1 | 1 | |
| DIV. I NON-CONF. | 12- 1 | 11 | 1- 0 | 164 | 57 | 33 | 33 | 1 | 1 | |
| TOTALS | RPI 1-25 | RPI 26-50 | W-L RECORDS | RPI 51-100 | RPI 101-150 | RPI 150+ | | | | |
| 19- 3 | 2- 1 | 1- 1 | OVERALL | 4- 1 | 5- 0 | 7- 0 | | | | |
| 10- 3 | 0- 1 | 1- 1 | HOME | 3- 1 | 2- 0 | 4- 0 | | | | |
| 7- 0 | 1- 0 | 0- 0 | AWAY | 1- 0 | 3- 0 | 2- 0 | | | | |
| 2- 0 | 1- 0 | 0- 0 | NEUTRAL | 0- 0 | 0- 0 | 1- 0 | | | | |
| 12- 1 | 1- 0 | 0- 0 | NON-CONFERENCE | 1- 1 | 3- 0 | 7- 0 | | | | |
| 7- 1 | 0- 0 | 0- 0 | HOME | 1- 1 | 2- 0 | 4- 0 | | | | |
| 3- 0 | 0- 0 | 0- 0 | AWAY | 0- 0 | 1- 0 | 2- 0 | | | | |
| 2- 0 | 1- 0 | 0- 0 | NEUTRAL | 0- 0 | 0- 0 | 1- 0 | | | | |
| 7- 2 | 1- 1 | 1- 1 | CONFERENCE | 3- 0 | 2- 0 | 0- 0 | | | | |
| 3- 2 | 0- 1 | 1- 1 | HOME | 2- 0 | 0- 0 | 0- 0 | | | | |
| 4- 0 | 1- 0 | 0- 0 | AWAY | 1- 0 | 2- 0 | 0- 0 | | | | |
| 0- 0 | 0- 0 | 0- 0 | NEUTRAL | 0- 0 | 0- 0 | 0- 0 | | | | |

| RPI S | Opponent | Score | RPI S | Opponent | Score | RPI S | Opponent | Score | RPI S | Opponent | Score |
|---------------------------|------------------|-------|-------|------------------|-------|-------|-----------------|--------|-------|-------------------|-------|
| 3 | H Louisville | 49 68 | 27 | H Miami (FL) | 62 58 | 56 | A Virginia Tech | 56 54 | 102 | A Boston College | 91 71 |
| 13 | N Iowa | 71 67 | 47 | H Clemson | 45 57 | 64 | H LSU | 45 58 | 104 | A Virginia | 63 61 |
| 22 | A North Carolina | 64 63 | | | | 70 | H Duke | 66 62 | 105 | H Creighton | 71 52 |
| | | | | | | 91 | H Troy | 103 67 | 114 | H Penn St. | 87 58 |
| | | | | | | 99 | H Wake Forest | 85 61 | 125 | A St. John's (NY) | 57 53 |
| | | | | | | | | | 153 | H Georgia St. | 79 43 |
| | | | | | | | | | 155 | A Mercer | 57 56 |
| | | | | | | | | | 193 | A Milwaukee | 87 62 |
| | | | | | | | | | 206 | H Florida | 63 56 |
| | | | | | | | | | 215 | H Jacksonville | 79 46 |
| | | | | | | | | | 282 | H North Florida | 74 53 |
| | | | | | | | | | 323 | N Eastern Ky. | 62 45 |
| LAST 12 Division I GAMES: | | | | | | | | | | | |
| 99 | H Wake Forest | 85 61 | 13 | N Iowa | 71 67 | | | | | | |
| 27 | H Miami (FL) | 62 58 | 47 | H Clemson | 45 57 | | | | | | |
| 56 | A Virginia Tech | 56 54 | 22 | A North Carolina | 64 63 | | | | | | |
| 3 | H Louisville | 49 68 | 104 | A Virginia | 63 61 | | | | | | |
| 70 | H Duke | 66 62 | 153 | H Georgia St. | 79 43 | | | | | | |
| 102 | A Boston College | 91 71 | 193 | A Milwaukee | 87 62 | | | | | | |

Non-Div I Games:

Florida St.

■ Loss,
 ■ Non-Conf, S Site,
 ■ Home
 ■ Away
 N Neutral

| | | | | | | | | | | |
|-------------------|----------|-----------|----------------|------------|-------------|---------------|------|------|-------|-----------|
| Average RPI Win: | 208 | WON-LOST | WINNING | LAST 10 | STRENGTH OF | OPP. STRENGTH | TEAM | ADJ. | CONF. | ADJ CONF. |
| Average RPI Loss: | 100 | RECORD | PCT. RANK | GAMES | SCHEDULE | OF SCHEDULE | RPI | RPI | RPI | RPI |
| DIV. I ONLY | 15- 8 | 94 | 1- 0 | 234 | 87 | 140 | 140 | 17 | 17 | |
| DIV. I NON-CONF. | 9- 5 | 105 | 1- 0 | 233 | 46 | 134 | 134 | 16 | 16 | |
| TOTALS | RPI 1-25 | RPI 26-50 | W-L RECORDS | RPI 51-100 | RPI 101-150 | RPI 150+ | | | | |
| 15- 8 | 0- 0 | 0- 1 | OVERALL | 2- 2 | 2- 5 | 11- 0 | | | | |
| 8- 3 | 0- 0 | 0- 0 | HOME | 2- 0 | 1- 3 | 5- 0 | | | | |
| 5- 4 | 0- 0 | 0- 0 | AWAY | 0- 2 | 0- 2 | 5- 0 | | | | |
| 2- 1 | 0- 0 | 0- 1 | NEUTRAL | 0- 0 | 1- 0 | 1- 0 | | | | |
| 9- 5 | 0- 0 | 0- 1 | NON-CONFERENCE | 2- 2 | 1- 2 | 6- 0 | | | | |
| 6- 1 | 0- 0 | 0- 0 | HOME | 2- 0 | 0- 1 | 4- 0 | | | | |
| 1- 3 | 0- 0 | 0- 0 | AWAY | 0- 2 | 0- 1 | 1- 0 | | | | |
| 2- 1 | 0- 0 | 0- 1 | NEUTRAL | 0- 0 | 1- 0 | 1- 0 | | | | |
| 6- 3 | 0- 0 | 0- 0 | CONFERENCE | 0- 0 | 1- 3 | 5- 0 | | | | |
| 2- 2 | 0- 0 | 0- 0 | HOME | 0- 0 | 1- 2 | 1- 0 | | | | |
| 4- 1 | 0- 0 | 0- 0 | AWAY | 0- 0 | 0- 1 | 4- 0 | | | | |
| 0- 0 | 0- 0 | 0- 0 | NEUTRAL | 0- 0 | 0- 0 | 0- 0 | | | | |

| RPI S | Opponent | Score | RPI S | Opponent | Score | RPI S | Opponent | Score | RPI S | Opponent | Score | Team's RPI: 140 |
|---------------------------|--------------|-------|-------|-------------------|-------|-------|-------------|-------|-------|-------------------|-------|-----------------|
| 29 N | Texas | 54 72 | 59 H | Middle Tenn. | 61 49 | 108 A | Dayton | 50 72 | 114 H | Penn St. | 55 72 | |
| | | | 76 H | Maine | 72 64 | 120 H | VCU | 44 47 | 122 A | Pittsburgh | 62 65 | |
| | | | 84 A | Northeastern | 54 58 | 133 H | Davidson | 56 60 | 136 N | Washington | 65 57 | |
| | | | 93 A | Georgetown | 38 58 | 148 H | Duquesne | 57 46 | 158 H | Charlotte | 71 64 | |
| | | | | | | 180 N | Ball St. | 78 70 | 188 A | George Washington | 50 38 | |
| | | | | | | 196 A | Saint Louis | 56 53 | 199 A | Rhode Island | 56 38 | |
| | | | | | | 261 H | Richmond | 60 48 | 265 H | Columbia | 68 49 | |
| | | | | | | 286 A | La Salle | 65 54 | 319 H | Manhattan | 65 61 | |
| | | | | | | 326 H | Wagner | 80 59 | 329 A | Iona | 57 40 | |
| LAST 12 Division I GAMES: | | | | | | | | | | | | |
| 29 N | Texas | 54 72 | 59 H | Middle Tenn. | 61 49 | 108 A | Dayton | 50 72 | | | | |
| 136 N | Washington | 65 57 | 120 H | VCU | 44 47 | 196 A | Saint Louis | 56 53 | | | | |
| 148 H | Duquesne | 57 46 | 261 H | Richmond | 60 48 | | | | | | | |
| 286 A | La Salle | 65 54 | 188 A | George Washington | 50 38 | | | | | | | |
| 133 H | Davidson | 56 60 | | | | | | | | | | |
| 199 A | Rhode Island | 56 38 | | | | | | | | | | |

Non-Div I Games:

Fordham

Fresno St.

Through Games Of Feb. 3, 2019

| | | | | | | | | | |
|-----------------------------|----------|-----------|----------------|-------------|---------------|----------|------|-------|-----------|
| Average RPI Win: 223 | WON-LOST | WINNING | LAST 10 | STRENGTH OF | OPP. STRENGTH | TEAM | ADJ. | CONF. | ADJ CONF. |
| Average RPI Loss: 76 | RECORD | PCT. RANK | GAMES | SCHEDULE | OF SCHEDULE | RPI | RPI | RPI | RPI |
| DIV. I ONLY | 11- 7 | 109 | 0- 1 | 185 | 104 | 128 | 128 | 15 | 15 |
| DIV. I NON-CONF. | 5- 4 | 139 | 0- 0 | 204 | 61 | 130 | 130 | 13 | 13 |
| TOTALS | RPI 1-25 | RPI 26-50 | W-L RECORDS | RPI 51-100 | RPI 101-150 | RPI 150+ | | | |
| 11- 7 | 0- 1 | 0- 3 | OVERALL | 0- 2 | 1- 0 | 10- 1 | | | |
| 7- 2 | 0- 0 | 0- 1 | HOME | 0- 1 | 1- 0 | 6- 0 | | | |
| 4- 5 | 0- 1 | 0- 2 | AWAY | 0- 1 | 0- 0 | 4- 1 | | | |
| 0- 0 | 0- 0 | 0- 0 | NEUTRAL | 0- 0 | 0- 0 | 0- 0 | | | |
| 5- 4 | 0- 1 | 0- 1 | NON-CONFERENCE | 0- 1 | 1- 0 | 4- 1 | | | |
| 4- 0 | 0- 0 | 0- 0 | HOME | 0- 0 | 1- 0 | 3- 0 | | | |
| 1- 4 | 0- 1 | 0- 1 | AWAY | 0- 1 | 0- 0 | 1- 1 | | | |
| 0- 0 | 0- 0 | 0- 0 | NEUTRAL | 0- 0 | 0- 0 | 0- 0 | | | |
| 6- 3 | 0- 0 | 0- 2 | CONFERENCE | 0- 1 | 0- 0 | 6- 0 | | | |
| 3- 2 | 0- 0 | 0- 1 | HOME | 0- 1 | 0- 0 | 3- 0 | | | |
| 3- 1 | 0- 0 | 0- 1 | AWAY | 0- 0 | 0- 0 | 3- 0 | | | |
| 0- 0 | 0- 0 | 0- 0 | NEUTRAL | 0- 0 | 0- 0 | 0- 0 | | | |

| RPI 1-25 | | | | RPI 26-50 | | | | RPI 51-100 | | | | RPI 101+ Team's RPI: 128 | | | |
|---------------------------|---|-------------|-------|-----------|---|---------------|-------|------------|---|---------------------|-------|--------------------------|---|----------------|-------|
| RPI | S | Opponent | Score | RPI | S | Opponent | Score | RPI | S | Opponent | Score | RPI | S | Opponent | Score |
| 17 | A | Arizona St. | 52 68 | 39 | A | New Mexico | 73 82 | 53 | A | Southern California | 61 62 | 113 | H | UT Arlington | 70 61 |
| | | | | 46 | H | Wyoming | 56 63 | 61 | H | Boise St. | 60 72 | 173 | H | Santa Clara | 80 53 |
| | | | | 49 | A | UCLA | 80 89 | | | | | 193 | H | Milwaukee | 65 48 |
| | | | | | | | | | | | | 195 | H | Utah St. | 70 59 |
| | | | | | | | | | | | | 197 | A | Eastern Wash. | 68 58 |
| | | | | | | | | | | | | 221 | A | Colorado St. | 66 55 |
| | | | | | | | | | | | | 221 | H | Colorado St. | 57 54 |
| | | | | | | | | | | | | 241 | A | Nevada | 79 63 |
| | | | | | | | | | | | | 251 | A | San Diego St. | 87 81 |
| | | | | | | | | | | | | 266 | A | Northern Ariz. | 73 86 |
| | | | | | | | | | | | | 322 | H | Cal Poly | 76 58 |
| | | | | | | | | | | | | 327 | H | San Jose St. | 77 48 |
| LAST 12 Division I GAMES: | | | | | | | | | | | | | | | |
| | | | | 46 | H | Wyoming | 56 63 | 39 | A | New Mexico | 73 82 | | | | |
| | | | | 221 | H | Colorado St. | 57 54 | 221 | A | Colorado St. | 66 55 | | | | |
| | | | | 251 | A | San Diego St. | 87 81 | 327 | H | San Jose St. | 77 48 | | | | |
| | | | | 61 | H | Boise St. | 60 72 | 17 | A | Arizona St. | 52 68 | | | | |
| | | | | 241 | A | Nevada | 79 63 | 173 | H | Santa Clara | 80 53 | | | | |
| | | | | 195 | H | Utah St. | 70 59 | 49 | A | UCLA | 80 89 | | | | |

Non-Div I Games: Stanislaus St. 86 51 Fresno Pacific 90 51

Fresno St.

Loss, Non-Conf, S Site, H Home A Away N Neutral

| | | | | | | | | | |
|------------------------------|----------|-----------|----------------|-------------|---------------|----------|------|-------|-----------|
| Average RPI Win: 291 | WON-LOST | WINNING | LAST 10 | STRENGTH OF | OPP. STRENGTH | TEAM | ADJ. | CONF. | ADJ CONF. |
| Average RPI Loss: 139 | RECORD | PCT. RANK | GAMES | SCHEDULE | OF SCHEDULE | RPI | RPI | RPI | RPI |
| DIV. I ONLY | 11- 9 | 141 | 0- 1 | 319 | 213 | 238 | 238 | 25 | 25 |
| DIV. I NON-CONF. | 7- 6 | 153 | 0- 0 | 272 | 219 | 210 | 210 | 24 | 24 |
| TOTALS | RPI 1-25 | RPI 26-50 | W-L RECORDS | RPI 51-100 | RPI 101-150 | RPI 150+ | | | |
| 11- 9 | 0- 2 | 0- 0 | OVERALL | 0- 1 | 0- 2 | 11- 4 | | | |
| 9- 2 | 0- 0 | 0- 0 | HOME | 0- 1 | 0- 0 | 9- 1 | | | |
| 1- 6 | 0- 2 | 0- 0 | AWAY | 0- 0 | 0- 2 | 1- 2 | | | |
| 1- 1 | 0- 0 | 0- 0 | NEUTRAL | 0- 0 | 0- 0 | 1- 1 | | | |
| 7- 6 | 0- 2 | 0- 0 | NON-CONFERENCE | 0- 1 | 0- 1 | 7- 2 | | | |
| 5- 1 | 0- 0 | 0- 0 | HOME | 0- 1 | 0- 0 | 5- 0 | | | |
| 1- 4 | 0- 2 | 0- 0 | AWAY | 0- 0 | 0- 1 | 1- 1 | | | |
| 1- 1 | 0- 0 | 0- 0 | NEUTRAL | 0- 0 | 0- 0 | 1- 1 | | | |
| 4- 3 | 0- 0 | 0- 0 | CONFERENCE | 0- 0 | 0- 1 | 4- 2 | | | |
| 4- 1 | 0- 0 | 0- 0 | HOME | 0- 0 | 0- 0 | 4- 1 | | | |
| 0- 2 | 0- 0 | 0- 0 | AWAY | 0- 0 | 0- 1 | 0- 1 | | | |
| 0- 0 | 0- 0 | 0- 0 | NEUTRAL | 0- 0 | 0- 0 | 0- 0 | | | |

| RPI 1-25 | | | | RPI 26-50 | | | | RPI 51-100 | | | | RPI 101+ Team's RPI: 238 | | | |
|---------------------------|---|-----------------|---------------|-----------|---|----------------|--------------|------------|---|--------------|--------------|--------------------------|---|--------------------|--------------|
| RPI | S | Opponent | Score | RPI | S | Opponent | Score | RPI | S | Opponent | Score | RPI | S | Opponent | Score |
| 8 | A | Mississippi St. | 41 106 | | | | | 59 | H | Middle Tenn. | 71 78 | 110 | A | Georgia | 38 61 |
| 15 | A | South Carolina | 53 66 | | | | | | | | | 130 | A | Chattanooga | 53 73 |
| | | | | | | | | | | | | 155 | H | Mercer | 60 75 |
| | | | | | | | | | | | | 179 | H | UNC Asheville | 58 47 |
| | | | | | | | | | | | | 237 | N | Western Ill. | 78 85 |
| | | | | | | | | | | | | 246 | A | ETSU | 70 75 |
| | | | | | | | | | | | | 259 | H | Samford | 57 36 |
| | | | | | | | | | | | | 262 | H | Gardner-Webb | 70 57 |
| | | | | | | | | | | | | 285 | H | Wofford | 63 50 |
| | | | | | | | | | | | | 288 | H | Fla. Atlantic | 73 57 |
| | | | | | | | | | | | | 292 | A | Col. of Charleston | 70 67 |
| | | | | | | | | | | | | 294 | A | Kennesaw St. | 63 74 |
| | | | | | | | | | | | | 313 | H | UNC Greensboro | 64 61 |
| | | | | | | | | | | | | 316 | N | Fairfield | 77 70 |
| | | | | | | | | | | | | 334 | H | Presbyterian | 76 68 |
| | | | | | | | | | | | | 335 | H | Western Caro. | 65 55 |
| | | | | | | | | | | | | 338 | H | USC Upstate | 78 67 |
| LAST 12 Division I GAMES: | | | | | | | | | | | | | | | |
| 259 | H | Samford | 57 36 | 155 | H | Mercer | 60 75 | | | | | | | | |
| 285 | H | Wofford | 63 50 | 334 | H | Presbyterian | 76 68 | | | | | | | | |
| 130 | A | Chattanooga | 53 73 | 15 | A | South Carolina | 53 66 | | | | | | | | |
| 246 | A | ETSU | 70 75 | 237 | N | Western Ill. | 78 85 | | | | | | | | |
| 335 | H | Western Caro. | 65 55 | 316 | N | Fairfield | 77 70 | | | | | | | | |
| 313 | H | UNC Greensboro | 64 61 | 288 | H | Fla. Atlantic | 73 57 | | | | | | | | |

Non-Div I Games: Coker 71 42 North Greenville 74 **78**

Furman

Ga. Southern

Through Games Of Feb. 3, 2019

| | | | | | | | | | | |
|-------------------|----------|-----------|----------------|------------|-------------|---------------|------|------|-------|-----------|
| Average RPI Win: | 278 | WON-LOST | WINNING | LAST 10 | STRENGTH OF | OPP. STRENGTH | TEAM | ADJ. | CONF. | ADJ CONF. |
| Average RPI Loss: | 169 | RECORD | PCT. RANK | GAMES | SCHEDULE | OF SCHEDULE | RPI | RPI | RPI | RPI |
| DIV. I ONLY | 5- 14 | 293 | 0- 1 | 175 | 331 | 272 | 272 | 13 | 13 | |
| DIV. I NON-CONF. | 4- 6 | 212 | 0- 0 | 248 | 350 | 256 | 256 | 15 | 15 | |
| TOTALS | RPI 1-25 | RPI 26-50 | W-L RECORDS | RPI 51-100 | RPI 101-150 | RPI 150+ | | | | |
| 5- 14 | 0- 0 | 0- 0 | OVERALL | 0- 2 | 0- 4 | 5- 8 | | | | |
| 2- 7 | 0- 0 | 0- 0 | HOME | 0- 1 | 0- 2 | 2- 4 | | | | |
| 3- 7 | 0- 0 | 0- 0 | AWAY | 0- 1 | 0- 2 | 3- 4 | | | | |
| 0- 0 | 0- 0 | 0- 0 | NEUTRAL | 0- 0 | 0- 0 | 0- 0 | | | | |
| 4- 6 | 0- 0 | 0- 0 | NON-CONFERENCE | 0- 1 | 0- 1 | 4- 4 | | | | |
| 2- 2 | 0- 0 | 0- 0 | HOME | 0- 0 | 0- 0 | 2- 2 | | | | |
| 2- 4 | 0- 0 | 0- 0 | AWAY | 0- 1 | 0- 1 | 2- 2 | | | | |
| 0- 0 | 0- 0 | 0- 0 | NEUTRAL | 0- 0 | 0- 0 | 0- 0 | | | | |
| 1- 8 | 0- 0 | 0- 0 | CONFERENCE | 0- 1 | 0- 3 | 1- 4 | | | | |
| 0- 5 | 0- 0 | 0- 0 | HOME | 0- 1 | 0- 2 | 0- 2 | | | | |
| 1- 3 | 0- 0 | 0- 0 | AWAY | 0- 0 | 0- 1 | 1- 2 | | | | |
| 0- 0 | 0- 0 | 0- 0 | NEUTRAL | 0- 0 | 0- 0 | 0- 0 | | | | |

| RPI 1-25 | | | | RPI 26-50 | | | | RPI 51-100 | | | | RPI 101+ | | | | Team's RPI: 272 | |
|---------------------------|---|---------------|-------|-----------|-----|----------|--------------|------------|----|---------------|-------|----------|-----|----------|-----------------|-----------------|----|
| RPI | S | Opponent | Score | RPI | S | Opponent | Score | RPI | S | Opponent | Score | RPI | S | Opponent | Score | | |
| | | | | | | | | 56 | A | Virginia Tech | 49 | 78 | 107 | H | South Alabama | 53 | 69 |
| | | | | | | | | 91 | H | Troy | 81 | 97 | 110 | A | Georgia | 38 | 81 |
| | | | | | | | | | | | | | 113 | A | UT Arlington | 48 | 81 |
| | | | | | | | | | | | | | 113 | H | UT Arlington | 53 | 74 |
| | | | | | | | | | | | | | 153 | H | Georgia St. | 66 | 83 |
| | | | | | | | | | | | | | 155 | H | Mercer | 72 | 79 |
| | | | | | | | | | | | | | 165 | A | Stony Brook | 43 | 72 |
| | | | | | | | | | | | | | 175 | A | Texas St. | 65 | 55 |
| | | | | | | | | | | | | | 175 | H | Texas St. | 52 | 64 |
| | | | | | | | | | | | | | 240 | A | Louisiana | 48 | 59 |
| | | | | | | | | | | | | | 258 | H | Bethune-Cookman | 77 | 76 |
| | | | | | | | | | | | | | 275 | H | Winthrop | 64 | 55 |
| | | | | | | | | | | | | | 285 | H | Wofford | 65 | 81 |
| | | | | | | | | | | | | | 294 | A | Kennesaw St. | 59 | 78 |
| | | | | | | | | | | | | | 310 | A | La.-Monroe | 57 | 58 |
| | | | | | | | | | | | | | 334 | A | Presbyterian | 69 | 68 |
| | | | | | | | | | | | | | 349 | A | Savannah St. | 82 | 71 |
| LAST 12 Division I GAMES: | | | | | | | | | | | | | | | | | |
| 175 | A | Texas St. | 65 | 55 | 153 | H | Georgia St. | 66 | 83 | | | | | | | | |
| 113 | A | UT Arlington | 48 | 81 | 113 | H | UT Arlington | 53 | 74 | | | | | | | | |
| 107 | H | South Alabama | 53 | 69 | 175 | H | Texas St. | 52 | 64 | | | | | | | | |
| 91 | H | Troy | 81 | 97 | 110 | A | Georgia | 38 | 81 | | | | | | | | |
| 240 | A | Louisiana | 48 | 59 | 275 | H | Winthrop | 64 | 55 | | | | | | | | |
| 310 | A | La.-Monroe | 57 | 58 | 334 | A | Presbyterian | 69 | 68 | | | | | | | | |

Non-Div I Games: Coastal Ga. 68 46

Ga. Southern

■ Loss,
 ■ Non-Conf, S Site,
 ■ Home
 ■ Away
 N Neutral

| | | | | | | | | | | |
|-------------------|----------|-----------|----------------|------------|-------------|---------------|------|------|-------|-----------|
| Average RPI Win: | 263 | WON-LOST | WINNING | LAST 10 | STRENGTH OF | OPP. STRENGTH | TEAM | ADJ. | CONF. | ADJ CONF. |
| Average RPI Loss: | 207 | RECORD | PCT. RANK | GAMES | SCHEDULE | OF SCHEDULE | RPI | RPI | RPI | RPI |
| DIV. I ONLY | 8- 10 | 209 | 0- 1 | 297 | 329 | 262 | 262 | 28 | 28 | |
| DIV. I NON-CONF. | 3- 6 | 241 | 0- 0 | 229 | 291 | 244 | 244 | 29 | 29 | |
| TOTALS | RPI 1-25 | RPI 26-50 | W-L RECORDS | RPI 51-100 | RPI 101-150 | RPI 150+ | | | | |
| 8- 10 | 0- 0 | 0- 0 | OVERALL | 0- 1 | 1- 2 | 7- 7 | | | | |
| 4- 4 | 0- 0 | 0- 0 | HOME | 0- 0 | 1- 2 | 3- 2 | | | | |
| 4- 6 | 0- 0 | 0- 0 | AWAY | 0- 1 | 0- 0 | 4- 5 | | | | |
| 0- 0 | 0- 0 | 0- 0 | NEUTRAL | 0- 0 | 0- 0 | 0- 0 | | | | |
| 3- 6 | 0- 0 | 0- 0 | NON-CONFERENCE | 0- 1 | 1- 1 | 2- 4 | | | | |
| 1- 2 | 0- 0 | 0- 0 | HOME | 0- 0 | 1- 1 | 0- 1 | | | | |
| 2- 4 | 0- 0 | 0- 0 | AWAY | 0- 1 | 0- 0 | 2- 3 | | | | |
| 0- 0 | 0- 0 | 0- 0 | NEUTRAL | 0- 0 | 0- 0 | 0- 0 | | | | |
| 5- 4 | 0- 0 | 0- 0 | CONFERENCE | 0- 0 | 0- 1 | 5- 3 | | | | |
| 3- 2 | 0- 0 | 0- 0 | HOME | 0- 0 | 0- 1 | 3- 1 | | | | |
| 2- 2 | 0- 0 | 0- 0 | AWAY | 0- 0 | 0- 0 | 2- 2 | | | | |
| 0- 0 | 0- 0 | 0- 0 | NEUTRAL | 0- 0 | 0- 0 | 0- 0 | | | | |

| RPI 1-25 | | | | RPI 26-50 | | | | RPI 51-100 | | | | RPI 101+ | | | | Team's RPI: 262 | |
|---------------------------|---|----------------|-------|-----------|-----|----------|---------------|------------|----|----------|-------|----------|-----|----------|----------------|-----------------|----|
| RPI | S | Opponent | Score | RPI | S | Opponent | Score | RPI | S | Opponent | Score | RPI | S | Opponent | Score | | |
| | | | | | | | | 88 | A | Drexel | 48 | 65 | 117 | H | Morehead St. | 69 | 84 |
| | | | | | | | | | | | | | 127 | H | High Point | 61 | 78 |
| | | | | | | | | | | | | | 133 | H | Davidson | 54 | 49 |
| | | | | | | | | | | | | | 161 | A | Delaware | 45 | 69 |
| | | | | | | | | | | | | | 179 | H | UNC Asheville | 69 | 59 |
| | | | | | | | | | | | | | 190 | A | Hampton | 80 | 82 |
| | | | | | | | | | | | | | 206 | A | Florida | 60 | 58 |
| | | | | | | | | | | | | | 238 | A | Furman | 57 | 70 |
| | | | | | | | | | | | | | 245 | H | Mt. St. Mary's | 62 | 69 |
| | | | | | | | | | | | | | 249 | A | Campbell | 52 | 38 |
| | | | | | | | | | | | | | 275 | H | Winthrop | 62 | 64 |
| | | | | | | | | | | | | | 285 | A | Wofford | 53 | 59 |
| | | | | | | | | | | | | | 330 | H | Charleston So. | 75 | 65 |
| | | | | | | | | | | | | | 334 | A | Presbyterian | 66 | 58 |
| | | | | | | | | | | | | | 335 | A | Western Caro. | 62 | 52 |
| | | | | | | | | | | | | | 338 | H | USC Upstate | 92 | 72 |
| | | | | | | | | | | | | | 342 | A | Longwood | 79 | 85 |
| LAST 12 Division I GAMES: | | | | | | | | | | | | | | | | | |
| 330 | H | Charleston So. | 75 | 65 | 342 | A | Longwood | 79 | 85 | | | | | | | | |
| 190 | A | Hampton | 80 | 82 | 179 | H | UNC Asheville | 69 | 59 | | | | | | | | |
| 338 | H | USC Upstate | 92 | 72 | 249 | A | Campbell | 52 | 38 | | | | | | | | |
| 275 | H | Winthrop | 62 | 64 | 335 | A | Western Caro. | 62 | 52 | | | | | | | | |
| 334 | A | Presbyterian | 66 | 58 | 161 | A | Delaware | 45 | 69 | | | | | | | | |
| 127 | H | High Point | 61 | 78 | 88 | A | Drexel | 48 | 65 | | | | | | | | |

Non-Div I Games: Converse 79 51 Warren Wilson 100 37 Pfeiffer 82 46

Gardner-Webb

Loss, Non-Conf, S Site, H Home A Away N Neutral

| Average RPI Win: | 231 | WON-LOST | WINNING | LAST 10 | STRENGTH OF | OPP. STRENGTH | TEAM | ADJ. | CONF. | ADJ CONF. |
|-------------------|----------|-----------|----------------|------------|-------------|---------------|------|------|-------|-----------|
| Average RPI Loss: | 153 | RECORD | PCT. RANK | GAMES | SCHEDULE | OF SCHEDULE | RPI | RPI | RPI | RPI |
| DIV. I ONLY | 11- 10 | 155 | 0- 1 | 315 | 139 | 202 | 202 | 17 | 17 | |
| DIV. I NON-CONF. | 8- 5 | 120 | 0- 0 | 302 | 162 | 185 | 185 | 16 | 16 | |
| TOTALS | RPI 1-25 | RPI 26-50 | W-L RECORDS | RPI 51-100 | RPI 101-150 | RPI 150+ | | | | |
| 11- 10 | 0- 0 | 0- 0 | OVERALL | 0- 2 | 0- 4 | 11- 4 | | | | |
| 6- 3 | 0- 0 | 0- 0 | HOME | 0- 1 | 0- 1 | 6- 1 | | | | |
| 5- 7 | 0- 0 | 0- 0 | AWAY | 0- 1 | 0- 3 | 5- 3 | | | | |
| 0- 0 | 0- 0 | 0- 0 | NEUTRAL | 0- 0 | 0- 0 | 0- 0 | | | | |
| 8- 5 | 0- 0 | 0- 0 | NON-CONFERENCE | 0- 2 | 0- 2 | 8- 1 | | | | |
| 5- 1 | 0- 0 | 0- 0 | HOME | 0- 1 | 0- 0 | 5- 0 | | | | |
| 3- 4 | 0- 0 | 0- 0 | AWAY | 0- 1 | 0- 2 | 3- 1 | | | | |
| 0- 0 | 0- 0 | 0- 0 | NEUTRAL | 0- 0 | 0- 0 | 0- 0 | | | | |
| 3- 5 | 0- 0 | 0- 0 | CONFERENCE | 0- 0 | 0- 2 | 3- 3 | | | | |
| 1- 2 | 0- 0 | 0- 0 | HOME | 0- 0 | 0- 1 | 1- 1 | | | | |
| 2- 3 | 0- 0 | 0- 0 | AWAY | 0- 0 | 0- 1 | 2- 2 | | | | |
| 0- 0 | 0- 0 | 0- 0 | NEUTRAL | 0- 0 | 0- 0 | 0- 0 | | | | |

| RPI S | Opponent | Score | RPI S | Opponent | Score | RPI S | Opponent | Score | RPI S | Opponent | Score | Team's RPI: 202 |
|---------------------------|----------|-------------------|-------|----------|-------|-------|--------------------|-------|-------|----------------------|-------|-----------------|
| | | | | | | 92 | A Kansas | 56 77 | 101 | A American | 71 86 | |
| | | | | | | 96 | H Houston | 56 66 | 133 | A Davidson | 59 67 | |
| | | | | | | | | | 136 | A Washington | 52 81 | |
| | | | | | | | | | 148 | H Duquesne | 57 60 | |
| | | | | | | | | | 161 | H Delaware | 72 46 | |
| | | | | | | | | | 174 | H UMES | 70 49 | |
| | | | | | | | | | 188 | A George Washington | 64 60 | |
| | | | | | | | | | 196 | A Saint Louis | 53 60 | |
| | | | | | | | | | 199 | H Rhode Island | 75 69 | |
| | | | | | | | | | 203 | A St. Bonaventure | 55 64 | |
| | | | | | | | | | 203 | H St. Bonaventure | 57 68 | |
| | | | | | | | | | 208 | A Massachusetts | 70 52 | |
| | | | | | | | | | 219 | A UMKC | 91 84 | |
| | | | | | | | | | 224 | A Howard | 59 73 | |
| | | | | | | | | | 232 | H Colgate | 64 61 | |
| | | | | | | | | | 252 | A Air Force | 78 71 | |
| | | | | | | | | | 292 | H Col. of Charleston | 66 52 | |
| | | | | | | | | | 297 | H Loyola Maryland | 70 38 | |
| | | | | | | | | | 323 | A Eastern Ky. | 91 75 | |
| LAST 12 Division I GAMES: | | | | | | | | | | | | |
| 196 | A | Saint Louis | 53 | 60 | 203 | A | St. Bonaventure | 55 | 64 | | | |
| 199 | H | Rhode Island | 75 | 69 | 133 | A | Davidson | 59 | 67 | | | |
| 188 | A | George Washington | 64 | 60 | 292 | H | Col. of Charleston | 66 | 52 | | | |
| 208 | A | Massachusetts | 70 | 52 | 174 | H | UMES | 70 | 49 | | | |
| 148 | H | Duquesne | 57 | 60 | 96 | H | Houston | 56 | 66 | | | |
| 203 | H | St. Bonaventure | 57 | 68 | 323 | A | Eastern Ky. | 91 | 75 | | | |

Non-Div I Games:

George Mason

■ Loss,
■ Non-Conf,
■ S Site,
■ H Home
■ A Away
N Neutral

| | | | | | | | | | | |
|-------------------|----------|-----------|----------------|------------|-------------|---------------|------|------|-------|-----------|
| Average RPI Win: | 159 | WON-LOST | WINNING | LAST 10 | STRENGTH OF | OPP. STRENGTH | TEAM | ADJ. | CONF. | ADJ CONF. |
| Average RPI Loss: | 131 | RECORD | PCT. RANK | GAMES | SCHEDULE | OF SCHEDULE | RPI | RPI | RPI | RPI |
| DIV. I ONLY | 8- 14 | 247 | 0- 1 | 77 | 125 | 188 | 188 | 17 | 17 | |
| DIV. I NON-CONF. | 3- 10 | 278 | 0- 0 | 47 | 73 | 226 | 226 | 16 | 16 | |
| TOTALS | RPI 1-25 | RPI 26-50 | W-L RECORDS | RPI 51-100 | RPI 101-150 | RPI 150+ | | | | |
| 8- 14 | 0- 2 | 0- 3 | OVERALL | 1- 0 | 4- 3 | 3- 6 | | | | |
| 5- 7 | 0- 1 | 0- 1 | HOME | 1- 0 | 3- 2 | 1- 3 | | | | |
| 3- 5 | 0- 0 | 0- 1 | AWAY | 0- 0 | 1- 1 | 2- 3 | | | | |
| 0- 2 | 0- 1 | 0- 1 | NEUTRAL | 0- 0 | 0- 0 | 0- 0 | | | | |
| 3- 10 | 0- 2 | 0- 3 | NON-CONFERENCE | 1- 0 | 1- 1 | 1- 4 | | | | |
| 3- 4 | 0- 1 | 0- 1 | HOME | 1- 0 | 1- 0 | 1- 2 | | | | |
| 0- 4 | 0- 0 | 0- 1 | AWAY | 0- 0 | 0- 1 | 0- 2 | | | | |
| 0- 2 | 0- 1 | 0- 1 | NEUTRAL | 0- 0 | 0- 0 | 0- 0 | | | | |
| 5- 4 | 0- 0 | 0- 0 | CONFERENCE | 0- 0 | 3- 2 | 2- 2 | | | | |
| 2- 3 | 0- 0 | 0- 0 | HOME | 0- 0 | 2- 2 | 0- 1 | | | | |
| 3- 1 | 0- 0 | 0- 0 | AWAY | 0- 0 | 1- 0 | 2- 1 | | | | |
| 0- 0 | 0- 0 | 0- 0 | NEUTRAL | 0- 0 | 0- 0 | 0- 0 | | | | |

| RPI 1-25 | | | | RPI 26-50 | | | | RPI 51-100 | | | | RPI 101+ Team's RPI: 188 | | | |
|---------------------------|---|--------------|-------|-----------|---|----------------|-------|------------|---|-----------|-------|--------------------------|---|----------------|-------|
| RPI | S | Opponent | Score | RPI | S | Opponent | Score | RPI | S | Opponent | Score | RPI | S | Opponent | Score |
| 9 | N | NC State | 61 69 | 40 | N | Georgia Tech | 55 70 | 77 | H | Princeton | 64 49 | 108 | H | Dayton | 46 45 |
| 18 | H | Maryland | 30 69 | 42 | A | James Madison | 37 50 | | | | | 119 | H | Towson | 76 63 |
| | | | | 43 | H | Villanova | 45 60 | | | | | 120 | H | VCU | 57 48 |
| | | | | | | | | | | | | 133 | H | Davidson | 42 62 |
| | | | | | | | | | | | | 140 | H | Fordham | 38 50 |
| | | | | | | | | | | | | 147 | A | William & Mary | 59 73 |
| | | | | | | | | | | | | 148 | A | Duquesne | 55 54 |
| | | | | | | | | | | | | 151 | A | South Fla. | 30 63 |
| | | | | | | | | | | | | 155 | H | Mercer | 53 61 |
| | | | | | | | | | | | | 196 | A | Saint Louis | 44 60 |
| | | | | | | | | | | | | 199 | A | Rhode Island | 64 59 |
| | | | | | | | | | | | | 202 | H | George Mason | 60 64 |
| | | | | | | | | | | | | 214 | H | Memphis | 51 38 |
| | | | | | | | | | | | | 230 | H | Monmouth | 51 55 |
| | | | | | | | | | | | | 286 | A | La Salle | 67 59 |
| | | | | | | | | | | | | 329 | A | Iona | 43 52 |
| LAST 12 Division I GAMES: | | | | | | | | | | | | | | | |
| 133 | H | Davidson | 42 62 | 196 | A | Saint Louis | 44 60 | | | | | | | | |
| 148 | A | Duquesne | 55 54 | 199 | A | Rhode Island | 64 59 | | | | | | | | |
| 120 | H | VCU | 57 48 | 140 | H | Fordham | 38 50 | | | | | | | | |
| 202 | H | George Mason | 60 64 | 214 | H | Memphis | 51 38 | | | | | | | | |
| 286 | A | La Salle | 67 59 | 147 | A | William & Mary | 59 73 | | | | | | | | |
| 108 | H | Dayton | 46 45 | 155 | H | Mercer | 53 61 | | | | | | | | |

Non-Div I Games:

George Washington

■ Loss,
 ■ Non-Conf,
 ■ S Site,
 ■ H Home
 ■ A Away
 N Neutral

| | | | | | | | | | | |
|-------------------|----------|-----------|----------------|------------|-------------|---------------|------|------|-------|-----------|
| Average RPI Win: | 215 | WON-LOST | WINNING | LAST 10 | STRENGTH OF | OPP. STRENGTH | TEAM | ADJ. | CONF. | ADJ CONF. |
| Average RPI Loss: | 42 | RECORD | PCT. RANK | GAMES | SCHEDULE | OF SCHEDULE | RPI | RPI | RPI | RPI |
| DIV. I ONLY | 13- 9 | 122 | 0- 1 | 86 | 89 | 110 | 110 | 5 | 5 | |
| DIV. I NON-CONF. | 9- 4 | 85 | 0- 0 | 257 | 232 | 151 | 151 | 5 | 5 | |
| TOTALS | RPI 1-25 | RPI 26-50 | W-L RECORDS | RPI 51-100 | RPI 101-150 | RPI 150+ | | | | |
| 13- 9 | 0- 3 | 0- 5 | OVERALL | 3- 0 | 0- 1 | 10- 0 | | | | |
| 10- 2 | 0- 1 | 0- 0 | HOME | 2- 0 | 0- 1 | 8- 0 | | | | |
| 2- 6 | 0- 1 | 0- 5 | AWAY | 1- 0 | 0- 0 | 1- 0 | | | | |
| 1- 1 | 0- 1 | 0- 0 | NEUTRAL | 0- 0 | 0- 0 | 1- 0 | | | | |
| 9- 4 | 0- 1 | 0- 3 | NON-CONFERENCE | 0- 0 | 0- 0 | 9- 0 | | | | |
| 8- 0 | 0- 0 | 0- 0 | HOME | 0- 0 | 0- 0 | 8- 0 | | | | |
| 0- 3 | 0- 0 | 0- 3 | AWAY | 0- 0 | 0- 0 | 0- 0 | | | | |
| 1- 1 | 0- 1 | 0- 0 | NEUTRAL | 0- 0 | 0- 0 | 1- 0 | | | | |
| 4- 5 | 0- 2 | 0- 2 | CONFERENCE | 3- 0 | 0- 1 | 1- 0 | | | | |
| 2- 2 | 0- 1 | 0- 0 | HOME | 2- 0 | 0- 1 | 0- 0 | | | | |
| 2- 3 | 0- 1 | 0- 2 | AWAY | 1- 0 | 0- 0 | 1- 0 | | | | |
| 0- 0 | 0- 0 | 0- 0 | NEUTRAL | 0- 0 | 0- 0 | 0- 0 | | | | |

| RPI 1-25 | | | | RPI 26-50 | | | | RPI 51-100 | | | | RPI 101+ Team's RPI: 110 | | | |
|---------------------------|---|-----------------|-------|-----------|---|--------------|-------|------------|---|--------------|-------|--------------------------|---|-----------------|-------|
| RPI | S | Opponent | Score | RPI | S | Opponent | Score | RPI | S | Opponent | Score | RPI | S | Opponent | Score |
| 8 | A | Mississippi St. | 71 80 | 35 | A | Missouri | 35 61 | 57 | H | Tennessee | 66 62 | 112 | H | Alabama | 53 58 |
| 18 | N | Maryland | 51 58 | 40 | A | Georgia Tech | 53 63 | 64 | H | LSU | 63 50 | 155 | H | Mercer | 67 60 |
| 20 | H | Texas A&M | 66 76 | 43 | A | Villanova | 56 62 | 73 | A | Arkansas | 80 72 | 171 | A | Vanderbilt | 71 64 |
| | | | | 49 | A | UCLA | 69 80 | | | | | 203 | H | St. Bonaventure | 67 40 |
| | | | | 50 | A | Auburn | 58 59 | | | | | 238 | H | Furman | 61 38 |
| | | | | | | | | | | | | 272 | H | Ga. Southern | 81 38 |
| | | | | | | | | | | | | 275 | H | Winthrop | 85 39 |
| | | | | | | | | | | | | 302 | N | Morgan St. | 60 33 |
| | | | | | | | | | | | | 324 | H | Lipscomb | 77 45 |
| | | | | | | | | | | | | 330 | H | Charleston So. | 83 75 |
| | | | | | | | | | | | | 334 | H | Presbyterian | 83 59 |
| LAST 12 Division I GAMES: | | | | | | | | | | | | | | | |
| 73 | A | Arkansas | 80 72 | 50 | A | Auburn | 58 59 | 171 | A | Vanderbilt | 71 64 | | | | |
| 112 | H | Alabama | 53 58 | | | | | 64 | H | LSU | 63 50 | | | | |
| 20 | H | Texas A&M | 66 76 | | | | | 334 | H | Presbyterian | 83 59 | | | | |
| 35 | A | Missouri | 35 61 | | | | | 272 | H | Ga. Southern | 81 38 | | | | |
| 57 | H | Tennessee | 66 62 | | | | | 324 | H | Lipscomb | 77 45 | | | | |
| 8 | A | Mississippi St. | 71 80 | | | | | | | | | | | | |

Non-Div I Games:

Georgia

■ Loss,
 ■ Non-Conf, S Site,
 ■ Home
 ■ Away
 N Neutral

| | | | | | | | | | | |
|-------------------|----------|-----------|----------------|------------|-------------|---------------|------|------|-------|-----------|
| Average RPI Win: | 252 | WON-LOST | WINNING | LAST 10 | STRENGTH OF | OPP. STRENGTH | TEAM | ADJ. | CONF. | ADJ CONF. |
| Average RPI Loss: | 113 | RECORD | PCT. RANK | GAMES | SCHEDULE | OF SCHEDULE | RPI | RPI | RPI | RPI |
| DIV. I ONLY | 11- 9 | 141 | 1- 0 | 179 | 236 | 153 | 153 | 13 | 13 | |
| DIV. I NON-CONF. | 6- 5 | 143 | 0- 0 | 243 | 241 | 184 | 184 | 15 | 15 | |
| TOTALS | RPI 1-25 | RPI 26-50 | W-L RECORDS | RPI 51-100 | RPI 101-150 | RPI 150+ | | | | |
| 11- 9 | 0- 1 | 0- 2 | OVERALL | 1- 1 | 1- 2 | 9- 3 | | | | |
| 6- 3 | 0- 0 | 0- 1 | HOME | 1- 0 | 1- 1 | 4- 1 | | | | |
| 5- 6 | 0- 1 | 0- 1 | AWAY | 0- 1 | 0- 1 | 5- 2 | | | | |
| 0- 0 | 0- 0 | 0- 0 | NEUTRAL | 0- 0 | 0- 0 | 0- 0 | | | | |
| 6- 5 | 0- 1 | 0- 2 | NON-CONFERENCE | 0- 1 | 0- 0 | 6- 1 | | | | |
| 4- 1 | 0- 0 | 0- 1 | HOME | 0- 0 | 0- 0 | 4- 0 | | | | |
| 2- 4 | 0- 1 | 0- 1 | AWAY | 0- 1 | 0- 0 | 2- 1 | | | | |
| 0- 0 | 0- 0 | 0- 0 | NEUTRAL | 0- 0 | 0- 0 | 0- 0 | | | | |
| 5- 4 | 0- 0 | 0- 0 | CONFERENCE | 1- 0 | 1- 2 | 3- 2 | | | | |
| 2- 2 | 0- 0 | 0- 0 | HOME | 1- 0 | 1- 1 | 0- 1 | | | | |
| 3- 2 | 0- 0 | 0- 0 | AWAY | 0- 0 | 0- 1 | 3- 1 | | | | |
| 0- 0 | 0- 0 | 0- 0 | NEUTRAL | 0- 0 | 0- 0 | 0- 0 | | | | |

| RPI 1-25 | | | | RPI 26-50 | | | | RPI 51-100 | | | | RPI 101+ Team's RPI: 153 | | | |
|---------------------------|---|---------------|-------|-----------|---|-----------------|-------|------------|---|--------------|-------|--------------------------|---|------------------|-------|
| RPI | S | Opponent | Score | RPI | S | Opponent | Score | RPI | S | Opponent | Score | RPI | S | Opponent | Score |
| 23 | A | Florida St. | 43 79 | 38 | A | Rice | 49 66 | 59 | A | Middle Tenn. | 54 69 | 107 | H | South Alabama | 59 68 |
| | | | | 40 | H | Georgia Tech | 71 78 | 91 | H | Troy | 84 80 | 113 | A | UT Arlington | 45 69 |
| | | | | | | | | | | | | 113 | H | UT Arlington | 50 48 |
| | | | | | | | | | | | | 175 | A | Texas St. | 57 34 |
| | | | | | | | | | | | | 175 | H | Texas St. | 60 69 |
| | | | | | | | | | | | | 223 | A | Jacksonville St. | 56 61 |
| | | | | | | | | | | | | 240 | A | Louisiana | 54 57 |
| | | | | | | | | | | | | 258 | H | Bethune-Cookman | 62 57 |
| | | | | | | | | | | | | 272 | A | Ga. Southern | 83 66 |
| | | | | | | | | | | | | 288 | A | Fla. Atlantic | 75 59 |
| | | | | | | | | | | | | 294 | H | Kennesaw St. | 79 73 |
| | | | | | | | | | | | | 310 | A | La.-Monroe | 56 41 |
| | | | | | | | | | | | | 313 | H | UNC Greensboro | 70 63 |
| | | | | | | | | | | | | 314 | A | FIU | 67 61 |
| | | | | | | | | | | | | 345 | H | N.C. Central | 65 54 |
| LAST 12 Division I GAMES: | | | | | | | | | | | | | | | |
| 113 | A | UT Arlington | 45 69 | 272 | A | Ga. Southern | 83 66 | | | | | | | | |
| 175 | A | Texas St. | 57 34 | 175 | H | Texas St. | 60 69 | | | | | | | | |
| 91 | H | Troy | 84 80 | 113 | H | UT Arlington | 50 48 | | | | | | | | |
| 107 | H | South Alabama | 59 68 | 23 | A | Florida St. | 43 79 | | | | | | | | |
| 310 | A | La.-Monroe | 56 41 | 258 | H | Bethune-Cookman | 62 57 | | | | | | | | |
| 240 | A | Louisiana | 54 57 | 345 | H | N.C. Central | 65 54 | | | | | | | | |

Non-Div I Games:

Georgia St.

■ Loss,
 ■ Non-Conf, S Site,
 ■ Home
 ■ Away
 N Neutral

| | | | | | | | | | | |
|-------------------|----------|-----------|----------------|------------|-------------|---------------|------|------|-------|-----------|
| Average RPI Win: | 160 | WON-LOST | WINNING | LAST 10 | STRENGTH OF | OPP. STRENGTH | TEAM | ADJ. | CONF. | ADJ CONF. |
| Average RPI Loss: | 34 | RECORD | PCT. RANK | GAMES | SCHEDULE | OF SCHEDULE | RPI | RPI | RPI | RPI |
| DIV. I ONLY | 13- 9 | 122 | 0- 1 | 21 | 15 | 40 | 40 | 1 | 1 | |
| DIV. I NON-CONF. | 10- 3 | 59 | 0- 0 | 152 | 131 | 58 | 58 | 1 | 1 | |
| TOTALS | RPI 1-25 | RPI 26-50 | W-L RECORDS | RPI 51-100 | RPI 101-150 | RPI 150+ | | | | |
| 13- 9 | 1- 6 | 0- 1 | OVERALL | 2- 1 | 4- 1 | 6- 0 | | | | |
| 8- 2 | 1- 2 | 0- 0 | HOME | 1- 0 | 2- 0 | 4- 0 | | | | |
| 2- 6 | 0- 4 | 0- 1 | AWAY | 0- 1 | 1- 0 | 1- 0 | | | | |
| 3- 1 | 0- 0 | 0- 0 | NEUTRAL | 1- 0 | 1- 1 | 1- 0 | | | | |
| 10- 3 | 0- 1 | 0- 0 | NON-CONFERENCE | 1- 1 | 3- 1 | 6- 0 | | | | |
| 6- 0 | 0- 0 | 0- 0 | HOME | 0- 0 | 2- 0 | 4- 0 | | | | |
| 1- 2 | 0- 1 | 0- 0 | AWAY | 0- 1 | 0- 0 | 1- 0 | | | | |
| 3- 1 | 0- 0 | 0- 0 | NEUTRAL | 1- 0 | 1- 1 | 1- 0 | | | | |
| 3- 6 | 1- 5 | 0- 1 | CONFERENCE | 1- 0 | 1- 0 | 0- 0 | | | | |
| 2- 2 | 1- 2 | 0- 0 | HOME | 1- 0 | 0- 0 | 0- 0 | | | | |
| 1- 4 | 0- 3 | 0- 1 | AWAY | 0- 0 | 1- 0 | 0- 0 | | | | |
| 0- 0 | 0- 0 | 0- 0 | NEUTRAL | 0- 0 | 0- 0 | 0- 0 | | | | |

| RPI 1-25 | | | | RPI 26-50 | | | | Team's RPI: 40 | | | | RPI 51-100 | | | | RPI 101+ | | | |
|---------------------------|---|----------------|-------|-----------|---|----------------|-------|----------------|---|-----------|-------|------------|---|-------------------|-------|----------|---|----------|-------|
| RPI | S | Opponent | Score | RPI | S | Opponent | Score | RPI | S | Opponent | Score | RPI | S | Opponent | Score | RPI | S | Opponent | Score |
| 1 | A | Notre Dame | 50 90 | 47 | A | Clemson | 61 71 | 70 | H | Duke | 70 64 | 102 | A | Boston College | 81 76 | | | | |
| 1 | H | Notre Dame | 55 76 | | | | | 74 | N | Idaho St. | 74 51 | 106 | N | Seton Hall | 84 73 | | | | |
| 3 | A | Louisville | 44 61 | | | | | 96 | A | Houston | 89 95 | 108 | N | Dayton | 66 85 | | | | |
| 9 | H | NC State | 60 68 | | | | | | | | | 110 | H | Georgia | 63 53 | | | | |
| 10 | H | Syracuse | 65 55 | | | | | | | | | 139 | H | Appalachian St. | 71 53 | | | | |
| 18 | A | Maryland | 54 67 | | | | | | | | | 153 | A | Georgia St. | 78 71 | | | | |
| 22 | A | North Carolina | 90 91 | | | | | | | | | 188 | N | George Washington | 70 55 | | | | |
| | | | | | | | | | | | | 218 | H | Alabama St. | 69 42 | | | | |
| | | | | | | | | | | | | 285 | H | Wofford | 81 40 | | | | |
| | | | | | | | | | | | | 294 | H | Kennesaw St. | 60 35 | | | | |
| | | | | | | | | | | | | 335 | H | Western Caro. | 84 49 | | | | |
| LAST 12 Division I GAMES: | | | | | | | | | | | | | | | | | | | |
| 22 | A | North Carolina | 90 91 | 1 | A | Notre Dame | 50 90 | | | | | | | | | | | | |
| 9 | H | NC State | 60 68 | 1 | H | Notre Dame | 55 76 | | | | | | | | | | | | |
| 10 | H | Syracuse | 65 55 | 102 | A | Boston College | 81 76 | | | | | | | | | | | | |
| 47 | A | Clemson | 61 71 | 285 | H | Wofford | 81 40 | | | | | | | | | | | | |
| 3 | A | Louisville | 44 61 | 108 | N | Dayton | 66 85 | | | | | | | | | | | | |
| 70 | H | Duke | 70 64 | 106 | N | Seton Hall | 84 73 | | | | | | | | | | | | |

Non-Div I Games:

Georgia Tech

■ Loss,
■ Non-Conf,
■ S Site,
■ H Home
■ A Away
N Neutral

| | | | | | | | | | |
|-----------------------------|----------|-----------|----------------|-------------|---------------|----------|------|-------|-----------|
| Average RPI Win: 124 | WON-LOST | WINNING | LAST 10 | STRENGTH OF | OPP. STRENGTH | TEAM | ADJ. | CONF. | ADJ CONF. |
| Average RPI Loss: 18 | RECORD | PCT. RANK | GAMES | SCHEDULE | OF SCHEDULE | RPI | RPI | RPI | RPI |
| DIV. I ONLY | 21- 2 | 6 | 1- 0 | 43 | 26 | 12 | 12 | 8 | 8 |
| DIV. I NON-CONF. | 11- 1 | 13 | 1- 0 | 43 | 4 | 11 | 11 | 7 | 7 |
| TOTALS | RPI 1-25 | RPI 26-50 | W-L RECORDS | RPI 51-100 | RPI 101-150 | RPI 150+ | | | |
| 21- 2 | 2- 1 | 0- 1 | OVERALL | 7- 0 | 5- 0 | 7- 0 | | | |
| 11- 0 | 1- 0 | 0- 0 | HOME | 4- 0 | 2- 0 | 4- 0 | | | |
| 8- 1 | 0- 0 | 0- 1 | AWAY | 3- 0 | 2- 0 | 3- 0 | | | |
| 2- 1 | 1- 1 | 0- 0 | NEUTRAL | 0- 0 | 1- 0 | 0- 0 | | | |
| 11- 1 | 2- 1 | 0- 0 | NON-CONFERENCE | 3- 0 | 3- 0 | 3- 0 | | | |
| 6- 0 | 1- 0 | 0- 0 | HOME | 2- 0 | 2- 0 | 1- 0 | | | |
| 3- 0 | 0- 0 | 0- 0 | AWAY | 1- 0 | 0- 0 | 2- 0 | | | |
| 2- 1 | 1- 1 | 0- 0 | NEUTRAL | 0- 0 | 1- 0 | 0- 0 | | | |
| 10- 1 | 0- 0 | 0- 1 | CONFERENCE | 4- 0 | 2- 0 | 4- 0 | | | |
| 5- 0 | 0- 0 | 0- 0 | HOME | 2- 0 | 0- 0 | 3- 0 | | | |
| 5- 1 | 0- 0 | 0- 1 | AWAY | 2- 0 | 2- 0 | 1- 0 | | | |
| 0- 0 | 0- 0 | 0- 0 | NEUTRAL | 0- 0 | 0- 0 | 0- 0 | | | |

| RPI | S | Opponent | Score | RPI | S | Opponent | Score | RPI | S | Opponent | Score | RPI | S | Opponent | Score |
|---------------------------|---|-------------------|--------------|-----|---|-------------------|--------------|-----|---|-------------------|-------|-----|---|------------------|-------|
| 1 | N | Notre Dame | 65 81 | 34 | A | BYU | 68 70 | 52 | A | Saint Mary's (CA) | 66 52 | 111 | A | Loyola Marymount | 78 53 |
| 5 | H | Stanford | 79 73 | | | | | 52 | H | Saint Mary's (CA) | 74 62 | 116 | N | Western Ky. | 76 55 |
| 16 | N | Rutgers | 57 40 | | | | | 66 | A | Missouri St. | 70 67 | 123 | H | Washington St. | 76 53 |
| | | | | | | | | 74 | H | Idaho St. | 70 51 | 138 | A | Pepperdine | 79 54 |
| | | | | | | | | 79 | A | Pacific | 63 51 | 146 | H | Montana | 76 52 |
| | | | | | | | | 79 | H | Pacific | 88 65 | 166 | H | Portland | 97 71 |
| | | | | | | | | 95 | H | Idaho | 88 51 | 173 | H | Santa Clara | 78 61 |
| | | | | | | | | | | | | 197 | A | Eastern Wash. | 63 51 |
| | | | | | | | | | | | | 210 | A | UNLV | 70 59 |
| | | | | | | | | | | | | 221 | H | Colorado St. | 50 39 |
| | | | | | | | | | | | | 228 | H | San Francisco | 78 51 |
| | | | | | | | | | | | | 253 | A | San Diego | 86 61 |
| LAST 12 Division I GAMES: | | | | | | | | | | | | | | | |
| 16 | N | Rutgers | 57 40 | 116 | N | Western Ky. | 76 55 | | | | | | | | |
| 52 | A | Saint Mary's (CA) | 66 52 | 34 | A | BYU | 68 70 | | | | | | | | |
| 79 | A | Pacific | 63 51 | 166 | H | Portland | 97 71 | | | | | | | | |
| 173 | H | Santa Clara | 78 61 | 79 | H | Pacific | 88 65 | | | | | | | | |
| 228 | H | San Francisco | 78 51 | 52 | H | Saint Mary's (CA) | 74 62 | | | | | | | | |
| 253 | A | San Diego | 86 61 | 138 | A | Pepperdine | 79 54 | | | | | | | | |

Non-Div I Games:

Gonzaga

■ Loss,
 ■ Non-Conf, S Site,
 ■ Home
 ■ Away
 N Neutral

| | | | | | | | | | |
|------------------------------|----------|-----------|----------------|-------------|---------------|----------|------|-------|-----------|
| Average RPI Win: 234 | WON-LOST | WINNING | LAST 10 | STRENGTH OF | OPP. STRENGTH | TEAM | ADJ. | CONF. | ADJ CONF. |
| Average RPI Loss: 142 | RECORD | PCT. RANK | GAMES | SCHEDULE | OF SCHEDULE | RPI | RPI | RPI | RPI |
| DIV. I ONLY | 9- 11 | 201 | 1- 0 | 209 | 215 | 181 | 181 | 29 | 29 |
| DIV. I NON-CONF. | 3- 9 | 271 | 0- 0 | 53 | 81 | 182 | 182 | 27 | 27 |
| TOTALS | RPI 1-25 | RPI 26-50 | W-L RECORDS | RPI 51-100 | RPI 101-150 | RPI 150+ | | | |
| 9- 11 | 0- 0 | 1- 2 | OVERALL | 0- 2 | 1- 2 | 7- 5 | | | |
| 3- 2 | 0- 0 | 0- 0 | HOME | 0- 0 | 0- 0 | 3- 2 | | | |
| 4- 8 | 0- 0 | 0- 1 | AWAY | 0- 2 | 0- 2 | 4- 3 | | | |
| 2- 1 | 0- 0 | 1- 1 | NEUTRAL | 0- 0 | 1- 0 | 0- 0 | | | |
| 3- 9 | 0- 0 | 1- 2 | NON-CONFERENCE | 0- 2 | 1- 2 | 1- 3 | | | |
| 1- 0 | 0- 0 | 0- 0 | HOME | 0- 0 | 0- 0 | 1- 0 | | | |
| 0- 8 | 0- 0 | 0- 1 | AWAY | 0- 2 | 0- 2 | 0- 3 | | | |
| 2- 1 | 0- 0 | 1- 1 | NEUTRAL | 0- 0 | 1- 0 | 0- 0 | | | |
| 6- 2 | 0- 0 | 0- 0 | CONFERENCE | 0- 0 | 0- 0 | 6- 2 | | | |
| 2- 2 | 0- 0 | 0- 0 | HOME | 0- 0 | 0- 0 | 2- 2 | | | |
| 4- 0 | 0- 0 | 0- 0 | AWAY | 0- 0 | 0- 0 | 4- 0 | | | |
| 0- 0 | 0- 0 | 0- 0 | NEUTRAL | 0- 0 | 0- 0 | 0- 0 | | | |

| RPI S | Opponent | Score | RPI S | Opponent | Score | RPI S | Opponent | Score | RPI S | Opponent | Score | Team's RPI: 181 |
|---------------------------|----------------|-------|-------|------------------|-------|-------|--------------|-------|-------|------------------|-------|-----------------|
| | | | 32 N | Indiana | 65 62 | 86 A | Oklahoma St. | 40 86 | 111 N | Loyola Marymount | 62 61 | |
| | | | 36 N | South Dakota | 53 67 | 92 A | Kansas | 45 76 | 112 A | Alabama | 55 73 | |
| | | | 50 A | Auburn | 48 97 | | | | 113 A | UT Arlington | 54 78 | |
| | | | | | | | | | 151 A | South Fla. | 50 67 | |
| | | | | | | | | | 176 H | Southern U. | 81 86 | |
| | | | | | | | | | 185 A | Southern Miss. | 47 68 | |
| | | | | | | | | | 198 A | Prairie View | 64 63 | |
| | | | | | | | | | 218 A | Alabama St. | 80 72 | |
| | | | | | | | | | 244 A | Texas Southern | 75 67 | |
| | | | | | | | | | 263 A | Wichita St. | 61 70 | |
| | | | | | | | | | 300 A | Alabama A&M | 63 51 | |
| | | | | | | | | | 303 H | Jackson St. | 74 77 | |
| | | | | | | | | | 312 H | McNeese | 75 51 | |
| | | | | | | | | | 344 H | Ark.-Pine Bluff | 77 57 | |
| | | | | | | | | | 350 H | Alcorn | 61 56 | |
| LAST 12 Division I GAMES: | | | | | | | | | | | | |
| 303 H | Jackson St. | 74 77 | 344 H | Ark.-Pine Bluff | 77 57 | | | | | | | |
| 198 A | Prairie View | 64 63 | 218 A | Alabama St. | 80 72 | | | | | | | |
| 244 A | Texas Southern | 75 67 | 86 A | Oklahoma St. | 40 86 | | | | | | | |
| 350 H | Alcorn | 61 56 | 111 N | Loyola Marymount | 62 61 | | | | | | | |
| 176 H | Southern U. | 81 86 | 32 N | Indiana | 65 62 | | | | | | | |
| 300 A | Alabama A&M | 63 51 | 36 N | South Dakota | 53 67 | | | | | | | |

Non-Div I Games:

Grambling

■ Loss,
 ■ Non-Conf,
 ■ S Site,
 ■ H Home
 ■ A Away
 N Neutral

Grand Canyon

Through Games Of Feb. 3, 2019

| | | | | | | | | | | |
|-------------------|----------|-----------|----------------|------------|-------------|---------------|------|------|-------|-----------|
| Average RPI Win: | 292 | WON-LOST | WINNING | LAST 10 | STRENGTH OF | OPP. STRENGTH | TEAM | ADJ. | CONF. | ADJ CONF. |
| Average RPI Loss: | 220 | RECORD | PCT. RANK | GAMES | SCHEDULE | OF SCHEDULE | RPI | RPI | RPI | RPI |
| DIV. I ONLY | 5- 13 | 289 | 0- 1 | 345 | 325 | 340 | 340 | 30 | 30 | |
| DIV. I NON-CONF. | 2- 8 | 293 | 0- 0 | 328 | 307 | 347 | 347 | 30 | 30 | |
| TOTALS | RPI 1-25 | RPI 26-50 | W-L RECORDS | RPI 51-100 | RPI 101-150 | RPI 150+ | | | | |
| 5- 13 | 0- 0 | 0- 0 | OVERALL | 0- 0 | 0- 2 | 5- 11 | | | | |
| 4- 5 | 0- 0 | 0- 0 | HOME | 0- 0 | 0- 1 | 4- 4 | | | | |
| 1- 8 | 0- 0 | 0- 0 | AWAY | 0- 0 | 0- 1 | 1- 7 | | | | |
| 0- 0 | 0- 0 | 0- 0 | NEUTRAL | 0- 0 | 0- 0 | 0- 0 | | | | |
| 2- 8 | 0- 0 | 0- 0 | NON-CONFERENCE | 0- 0 | 0- 2 | 2- 6 | | | | |
| 2- 3 | 0- 0 | 0- 0 | HOME | 0- 0 | 0- 1 | 2- 2 | | | | |
| 0- 5 | 0- 0 | 0- 0 | AWAY | 0- 0 | 0- 1 | 0- 4 | | | | |
| 0- 0 | 0- 0 | 0- 0 | NEUTRAL | 0- 0 | 0- 0 | 0- 0 | | | | |
| 3- 5 | 0- 0 | 0- 0 | CONFERENCE | 0- 0 | 0- 0 | 3- 5 | | | | |
| 2- 2 | 0- 0 | 0- 0 | HOME | 0- 0 | 0- 0 | 2- 2 | | | | |
| 1- 3 | 0- 0 | 0- 0 | AWAY | 0- 0 | 0- 0 | 1- 3 | | | | |
| 0- 0 | 0- 0 | 0- 0 | NEUTRAL | 0- 0 | 0- 0 | 0- 0 | | | | |

| RPI 1-25 | | | RPI 26-50 | | | RPI 51-100 | | | RPI 101+ | | | Team's RPI: 340 |
|---------------------------|---|--------------------|-----------|-----|-----|------------|-----------------|-----|----------|--------------------|-------|-----------------|
| RPI | S | Opponent | Score | RPI | S | Opponent | Score | RPI | S | Opponent | Score | |
| | | | | | | | | 118 | A | UNCW | 55 | 77 |
| | | | | | | | | 146 | H | Montana | 47 | 69 |
| | | | | | | | | 159 | H | New Mexico St. | 54 | 51 |
| | | | | | | | | 164 | H | Portland St. | 55 | 60 |
| | | | | | | | | 172 | H | Indiana St. | 81 | 88 |
| | | | | | | | | 173 | A | Santa Clara | 55 | 75 |
| | | | | | | | | 211 | H | UTRGV | 50 | 66 |
| | | | | | | | | 217 | A | East Carolina | 47 | 59 |
| | | | | | | | | 219 | A | UMKC | 45 | 73 |
| | | | | | | | | 248 | A | Long Beach St. | 50 | 57 |
| | | | | | | | | 269 | A | Utah Valley | 46 | 57 |
| | | | | | | | | 277 | H | CSU Bakersfield | 46 | 59 |
| | | | | | | | | 287 | H | California Baptist | 75 | 71 |
| | | | | | | | | 305 | A | UC Santa Barbara | 55 | 66 |
| | | | | | | | | 324 | H | Incarinate Word | 74 | 63 |
| | | | | | | | | 341 | A | Seattle U | 74 | 73 |
| | | | | | | | | 346 | A | Chicago St. | 48 | 50 |
| | | | | | | | | 351 | H | LIU Brooklyn | 65 | 62 |
| LAST 12 Division I GAMES: | | | | | | | | | | | | |
| 287 | H | California Baptist | 75 | 71 | 277 | H | CSU Bakersfield | 46 | 59 | | | |
| 219 | A | UMKC | 45 | 73 | 269 | A | Utah Valley | 46 | 57 | | | |
| 346 | A | Chicago St. | 48 | 50 | 173 | A | Santa Clara | 55 | 75 | | | |
| 211 | H | UTRGV | 50 | 66 | 248 | A | Long Beach St. | 50 | 57 | | | |
| 159 | H | New Mexico St. | 54 | 51 | 164 | H | Portland St. | 55 | 60 | | | |
| 341 | A | Seattle U | 74 | 73 | 146 | H | Montana | 47 | 69 | | | |

Non-Div I Games:

Grand Canyon

■ Loss,
■ Non-Conf, S Site,
■ Home
■ Away
N Neutral

| | | | | | | | | | | |
|-------------------|----------|-----------|----------------|------------|-------------|---------------|------|------|-------|-----------|
| Average RPI Win: | 202 | WON-LOST | WINNING | LAST 10 | STRENGTH OF | OPP. STRENGTH | TEAM | ADJ. | CONF. | ADJ CONF. |
| Average RPI Loss: | 59 | RECORD | PCT. RANK | GAMES | SCHEDULE | OF SCHEDULE | RPI | RPI | RPI | RPI |
| DIV. I ONLY | 12- 7 | 103 | 1- 0 | 76 | 121 | 69 | 69 | 20 | 20 | |
| DIV. I NON-CONF. | 4- 5 | 190 | 0- 0 | 4 | 13 | 34 | 34 | 17 | 17 | |
| TOTALS | RPI 1-25 | RPI 26-50 | W-L RECORDS | RPI 51-100 | RPI 101-150 | RPI 150+ | | | | |
| 12- 7 | 0- 1 | 1- 3 | OVERALL | 1- 2 | 2- 1 | 8- 0 | | | | |
| 7- 2 | 0- 0 | 0- 0 | HOME | 1- 1 | 2- 1 | 4- 0 | | | | |
| 5- 5 | 0- 1 | 1- 3 | AWAY | 0- 1 | 0- 0 | 4- 0 | | | | |
| 0- 0 | 0- 0 | 0- 0 | NEUTRAL | 0- 0 | 0- 0 | 0- 0 | | | | |
| 4- 5 | 0- 1 | 1- 3 | NON-CONFERENCE | 1- 1 | 1- 0 | 1- 0 | | | | |
| 3- 1 | 0- 0 | 0- 0 | HOME | 1- 1 | 1- 0 | 1- 0 | | | | |
| 1- 4 | 0- 1 | 1- 3 | AWAY | 0- 0 | 0- 0 | 0- 0 | | | | |
| 0- 0 | 0- 0 | 0- 0 | NEUTRAL | 0- 0 | 0- 0 | 0- 0 | | | | |
| 8- 2 | 0- 0 | 0- 0 | CONFERENCE | 0- 1 | 1- 1 | 7- 0 | | | | |
| 4- 1 | 0- 0 | 0- 0 | HOME | 0- 0 | 1- 1 | 3- 0 | | | | |
| 4- 1 | 0- 0 | 0- 0 | AWAY | 0- 1 | 0- 0 | 4- 0 | | | | |
| 0- 0 | 0- 0 | 0- 0 | NEUTRAL | 0- 0 | 0- 0 | 0- 0 | | | | |

| RPI 1-25 | | | | RPI 26-50 | | | | RPI 51-100 | | | | Team's RPI: 69 | RPI 101+ | | | |
|---------------------------|---|-----------|-------|-----------|---|------------------|-------|------------|---|--------------|-------|----------------|----------|---|----------------|-------|
| RPI | S | Opponent | Score | RPI | S | Opponent | Score | RPI | S | Opponent | Score | | RPI | S | Opponent | Score |
| 7 | A | Marquette | 54 80 | 28 | A | South Dakota St. | 47 77 | 76 | H | Maine | 70 39 | | 108 | H | Dayton | 51 35 |
| | | | | 35 | A | Missouri | 56 49 | 83 | A | Wright St. | 67 85 | | 126 | H | Youngstown St. | 60 42 |
| | | | | 36 | A | South Dakota | 49 55 | 85 | H | Northwestern | 55 57 | | 135 | H | IUPUI | 63 67 |
| | | | | 37 | A | DePaul | 64 73 | | | | | | 178 | H | Wisconsin | 55 46 |
| | | | | | | | | | | | | | 193 | A | Milwaukee | 76 62 |
| | | | | | | | | | | | | | 193 | H | Milwaukee | 59 45 |
| | | | | | | | | | | | | | 270 | H | Cleveland St. | 62 53 |
| | | | | | | | | | | | | | 280 | A | Northern Ky. | 81 61 |
| | | | | | | | | | | | | | 304 | A | Oakland | 77 53 |
| | | | | | | | | | | | | | 331 | A | Detroit Mercy | 65 40 |
| | | | | | | | | | | | | | 333 | H | UIC | 62 32 |
| LAST 12 Division I GAMES: | | | | | | | | | | | | | | | | |
| | | | | 135 | H | IUPUI | 63 67 | | | | | | 193 | H | Milwaukee | 59 45 |
| | | | | 333 | H | UIC | 62 32 | | | | | | 280 | A | Northern Ky. | 81 61 |
| | | | | 304 | A | Oakland | 77 53 | | | | | | 83 | A | Wright St. | 67 85 |
| | | | | 331 | A | Detroit Mercy | 65 40 | | | | | | 193 | A | Milwaukee | 76 62 |
| | | | | 126 | H | Youngstown St. | 60 42 | | | | | | 7 | A | Marquette | 54 80 |
| | | | | 270 | H | Cleveland St. | 62 53 | | | | | | 178 | H | Wisconsin | 55 46 |

Non-Div I Games: Wis.-Parkside 81 32

Green Bay

| | | | | | | | | | | |
|-------------------|----------|-----------|----------------|------------|-------------|---------------|------|------|-------|-----------|
| Average RPI Win: | 244 | WON-LOST | WINNING | LAST 10 | STRENGTH OF | OPP. STRENGTH | TEAM | ADJ. | CONF. | ADJ CONF. |
| Average RPI Loss: | 170 | RECORD | PCT. RANK | GAMES | SCHEDULE | OF SCHEDULE | RPI | RPI | RPI | RPI |
| DIV. I ONLY | 10- 9 | 149 | 0- 1 | 237 | 258 | 190 | 190 | 28 | 28 | |
| DIV. I NON-CONF. | 3- 7 | 256 | 0- 1 | 195 | 124 | 261 | 261 | 29 | 29 | |
| TOTALS | RPI 1-25 | RPI 26-50 | W-L RECORDS | RPI 51-100 | RPI 101-150 | RPI 150+ | | | | |
| 10- 9 | 0- 1 | 1- 0 | OVERALL | 0- 1 | 1- 2 | 8- 5 | | | | |
| 6- 2 | 0- 0 | 1- 0 | HOME | 0- 0 | 1- 1 | 4- 1 | | | | |
| 4- 5 | 0- 1 | 0- 0 | AWAY | 0- 0 | 0- 1 | 4- 3 | | | | |
| 0- 2 | 0- 0 | 0- 0 | NEUTRAL | 0- 1 | 0- 0 | 0- 1 | | | | |
| 3- 7 | 0- 1 | 1- 0 | NON-CONFERENCE | 0- 1 | 0- 1 | 2- 4 | | | | |
| 2- 2 | 0- 0 | 1- 0 | HOME | 0- 0 | 0- 1 | 1- 1 | | | | |
| 1- 3 | 0- 1 | 0- 0 | AWAY | 0- 0 | 0- 0 | 1- 2 | | | | |
| 0- 2 | 0- 0 | 0- 0 | NEUTRAL | 0- 1 | 0- 0 | 0- 1 | | | | |
| 7- 2 | 0- 0 | 0- 0 | CONFERENCE | 0- 0 | 1- 1 | 6- 1 | | | | |
| 4- 0 | 0- 0 | 0- 0 | HOME | 0- 0 | 1- 0 | 3- 0 | | | | |
| 3- 2 | 0- 0 | 0- 0 | AWAY | 0- 0 | 0- 1 | 3- 1 | | | | |
| 0- 0 | 0- 0 | 0- 0 | NEUTRAL | 0- 0 | 0- 0 | 0- 0 | | | | |

| RPI 1-25 | | | | RPI 26-50 | | | | RPI 51-100 | | | | RPI 101+ Team's RPI: 190 | | | |
|---------------------------|---|--------------|-------|-----------|---|----------------|-------|------------|---|----------------|-------|--------------------------|---|----------------|-------|
| RPI | S | Opponent | Score | RPI | S | Opponent | Score | RPI | S | Opponent | Score | RPI | S | Opponent | Score |
| 9 | A | NC State | 51 83 | 42 | H | James Madison | 72 65 | 65 | N | SFA | 68 70 | 121 | H | Radford | 68 54 |
| | | | | | | | | | | | | 127 | A | High Point | 73 82 |
| | | | | | | | | | | | | 130 | H | Chattanooga | 50 58 |
| | | | | | | | | | | | | 179 | A | UNC Asheville | 61 58 |
| | | | | | | | | | | | | 200 | H | Elon | 62 77 |
| | | | | | | | | | | | | 235 | N | Sacramento St. | 61 65 |
| | | | | | | | | | | | | 247 | A | Cornell | 53 79 |
| | | | | | | | | | | | | 249 | A | Campbell | 46 52 |
| | | | | | | | | | | | | 259 | H | Samford | 64 57 |
| | | | | | | | | | | | | 262 | H | Gardner-Webb | 82 80 |
| | | | | | | | | | | | | 265 | A | Columbia | 63 88 |
| | | | | | | | | | | | | 275 | A | Winthrop | 84 63 |
| | | | | | | | | | | | | 288 | A | Fla. Atlantic | 72 68 |
| | | | | | | | | | | | | 330 | A | Charleston So. | 74 66 |
| | | | | | | | | | | | | 338 | H | USC Upstate | 67 43 |
| | | | | | | | | | | | | 342 | H | Longwood | 66 40 |
| LAST 12 Division I GAMES: | | | | | | | | | | | | | | | |
| 127 | A | High Point | 73 82 | 235 | N | Sacramento St. | 61 65 | 121 | H | Radford | 68 54 | | | | |
| 338 | H | USC Upstate | 67 43 | 179 | A | UNC Asheville | 61 58 | 330 | A | Charleston So. | 74 66 | | | | |
| 262 | H | Gardner-Webb | 82 80 | 265 | A | Columbia | 63 88 | 247 | A | Cornell | 53 79 | | | | |
| 275 | A | Winthrop | 84 63 | | | | | | | | | | | | |
| 249 | A | Campbell | 46 52 | | | | | | | | | | | | |
| 342 | H | Longwood | 66 40 | | | | | | | | | | | | |

Non-Div I Games: Mid-Atlantic Christl15 48

Hampton

■ Loss,
 ■ Non-Conf, S Site,
 ■ Home
 ■ Away
 N Neutral

| | | | | | | | | | | |
|-------------------|----------|-----------|----------------|------------|-------------|---------------|------|------|-------|-----------|
| Average RPI Win: | 231 | WON-LOST | WINNING | LAST 10 | STRENGTH OF | OPP. STRENGTH | TEAM | ADJ. | CONF. | ADJ CONF. |
| Average RPI Loss: | 76 | RECORD | PCT. RANK | GAMES | SCHEDULE | OF SCHEDULE | RPI | RPI | RPI | RPI |
| DIV. I ONLY | 15- 8 | 94 | 0- 1 | 125 | 177 | 97 | 97 | 23 | 23 | |
| DIV. I NON-CONF. | 7- 7 | 162 | 0- 1 | 91 | 82 | 114 | 114 | 25 | 25 | |
| TOTALS | RPI 1-25 | RPI 26-50 | W-L RECORDS | RPI 51-100 | RPI 101-150 | RPI 150+ | | | | |
| 15- 8 | 0- 2 | 0- 3 | OVERALL | 2- 1 | 1- 0 | 12- 2 | | | | |
| 8- 2 | 0- 1 | 0- 0 | HOME | 2- 1 | 1- 0 | 5- 0 | | | | |
| 7- 4 | 0- 0 | 0- 3 | AWAY | 0- 0 | 0- 0 | 7- 1 | | | | |
| 0- 2 | 0- 1 | 0- 0 | NEUTRAL | 0- 0 | 0- 0 | 0- 1 | | | | |
| 7- 7 | 0- 2 | 0- 3 | NON-CONFERENCE | 1- 1 | 1- 0 | 5- 1 | | | | |
| 4- 2 | 0- 1 | 0- 0 | HOME | 1- 1 | 1- 0 | 2- 0 | | | | |
| 3- 3 | 0- 0 | 0- 3 | AWAY | 0- 0 | 0- 0 | 3- 0 | | | | |
| 0- 2 | 0- 1 | 0- 0 | NEUTRAL | 0- 0 | 0- 0 | 0- 1 | | | | |
| 8- 1 | 0- 0 | 0- 0 | CONFERENCE | 1- 0 | 0- 0 | 7- 1 | | | | |
| 4- 0 | 0- 0 | 0- 0 | HOME | 1- 0 | 0- 0 | 3- 0 | | | | |
| 4- 1 | 0- 0 | 0- 0 | AWAY | 0- 0 | 0- 0 | 4- 1 | | | | |
| 0- 0 | 0- 0 | 0- 0 | NEUTRAL | 0- 0 | 0- 0 | 0- 0 | | | | |

| RPI 1-25 | | | | RPI 26-50 | | | | RPI 51-100 | | | | Team's RPI: 97 | RPI 101+ | | | |
|---------------------------|---|--------------|-------|-----------|---|---------------|-------|------------|---|-------------|-------|----------------|----------|---|-------------------|-------|
| RPI | S | Opponent | Score | RPI | S | Opponent | Score | RPI | S | Opponent | Score | | RPI | S | Opponent | Score |
| 3 | N | Louisville | 69 86 | 27 | A | Miami (FL) | 62 75 | 68 | H | Harvard | 73 60 | | 147 | H | William & Mary | 50 45 |
| 24 | H | Michigan St. | 66 74 | 39 | A | New Mexico | 65 72 | 76 | H | Maine | 49 46 | | 154 | N | Southern Ill. | 50 72 |
| | | | | 43 | A | Villanova | 41 59 | 77 | H | Princeton | 38 75 | | 165 | A | Stony Brook | 64 36 |
| | | | | | | | | | | | | | 165 | H | Stony Brook | 73 62 |
| | | | | | | | | | | | | | 199 | A | Rhode Island | 65 51 |
| | | | | | | | | | | | | | 236 | H | Albany (NY) | 82 35 |
| | | | | | | | | | | | | | 243 | A | Binghamton | 62 73 |
| | | | | | | | | | | | | | 273 | H | Vermont | 61 32 |
| | | | | | | | | | | | | | 298 | A | Central Conn. St. | 54 52 |
| | | | | | | | | | | | | | 299 | H | Bryant | 67 57 |
| | | | | | | | | | | | | | 301 | A | UMBC | 66 52 |
| | | | | | | | | | | | | | 302 | H | Morgan St. | 80 59 |
| | | | | | | | | | | | | | 306 | A | UMass Lowell | 66 44 |
| | | | | | | | | | | | | | 308 | A | NJIT | 84 53 |
| | | | | | | | | | | | | | 328 | A | New Hampshire | 66 48 |
| LAST 12 Division I GAMES: | | | | | | | | | | | | | | | | |
| | | | | 27 | A | Miami (FL) | 62 75 | 39 | A | New Mexico | 65 72 | | | | | |
| | | | | 165 | H | Stony Brook | 73 62 | 76 | H | Maine | 49 46 | | | | | |
| | | | | 243 | A | Binghamton | 62 73 | 273 | H | Vermont | 61 32 | | | | | |
| | | | | 236 | H | Albany (NY) | 82 35 | 301 | A | UMBC | 66 52 | | | | | |
| | | | | 328 | A | New Hampshire | 66 48 | 165 | A | Stony Brook | 64 36 | | | | | |
| | | | | 306 | A | UMass Lowell | 66 44 | 308 | A | NJIT | 84 53 | | | | | |

Non-Div I Games:

Hartford

■ Loss,
■ Non-Conf,
■ S Site,
■ H Home
■ A Away
N Neutral

| | | | | | | | | | | |
|-------------------|----------|-----------|----------------|------------|-------------|---------------|------|------|-------|-----------|
| Average RPI Win: | 201 | WON-LOST | WINNING | LAST 10 | STRENGTH OF | OPP. STRENGTH | TEAM | ADJ. | CONF. | ADJ CONF. |
| Average RPI Loss: | 55 | RECORD | PCT. RANK | GAMES | SCHEDULE | OF SCHEDULE | RPI | RPI | RPI | RPI |
| DIV. I ONLY | 10- 7 | 126 | 1- 0 | 66 | 86 | 68 | 68 | 11 | 11 | |
| DIV. I NON-CONF. | 7- 6 | 153 | 1- 0 | 68 | 22 | 75 | 75 | 10 | 10 | |
| TOTALS | RPI 1-25 | RPI 26-50 | W-L RECORDS | RPI 51-100 | RPI 101-150 | RPI 150+ | | | | |
| 10- 7 | 0- 2 | 1- 1 | OVERALL | 0- 4 | 1- 0 | 8- 0 | | | | |
| 3- 3 | 0- 1 | 0- 0 | HOME | 0- 2 | 0- 0 | 3- 0 | | | | |
| 6- 4 | 0- 1 | 1- 1 | AWAY | 0- 2 | 1- 0 | 4- 0 | | | | |
| 1- 0 | 0- 0 | 0- 0 | NEUTRAL | 0- 0 | 0- 0 | 1- 0 | | | | |
| 7- 6 | 0- 2 | 1- 1 | NON-CONFERENCE | 0- 3 | 1- 0 | 5- 0 | | | | |
| 2- 3 | 0- 1 | 0- 0 | HOME | 0- 2 | 0- 0 | 2- 0 | | | | |
| 4- 3 | 0- 1 | 1- 1 | AWAY | 0- 1 | 1- 0 | 2- 0 | | | | |
| 1- 0 | 0- 0 | 0- 0 | NEUTRAL | 0- 0 | 0- 0 | 1- 0 | | | | |
| 3- 1 | 0- 0 | 0- 0 | CONFERENCE | 0- 1 | 0- 0 | 3- 0 | | | | |
| 1- 0 | 0- 0 | 0- 0 | HOME | 0- 0 | 0- 0 | 1- 0 | | | | |
| 2- 1 | 0- 0 | 0- 0 | AWAY | 0- 1 | 0- 0 | 2- 0 | | | | |
| 0- 0 | 0- 0 | 0- 0 | NEUTRAL | 0- 0 | 0- 0 | 0- 0 | | | | |

| RPI 1-25 | | | | RPI 26-50 | | | | RPI 51-100 Team's RPI: 68 | | | | RPI 101+ | | | |
|---------------------------|---|--------------|--------|-----------|---|------------------|-------|---------------------------|---|------------|-------|----------|---|------------------|--------|
| RPI | S | Opponent | Score | RPI | S | Opponent | Score | RPI | S | Opponent | Score | RPI | S | Opponent | Score |
| 1 | A | Notre Dame | 58 103 | 26 | A | California | 85 79 | 60 | H | Quinnipiac | 67 72 | 144 | A | CSUN | 75 55 |
| 16 | H | Rutgers | 49 60 | 44 | A | Purdue | 65 66 | 76 | H | Maine | 60 67 | 167 | H | Boston U. | 67 47 |
| | | | | | | | | 90 | A | Yale | 62 65 | 199 | A | Rhode Island | 80 47 |
| | | | | | | | | 97 | A | Hartford | 60 73 | 223 | N | Jacksonville St. | 69 62 |
| | | | | | | | | | | | | 226 | A | Dartmouth | 73 57 |
| | | | | | | | | | | | | 226 | H | Dartmouth | 56 46 |
| | | | | | | | | | | | | 239 | A | Brown | 100 83 |
| | | | | | | | | | | | | 271 | A | Siena | 73 54 |
| | | | | | | | | | | | | 286 | H | La Salle | 88 43 |
| LAST 12 Division I GAMES: | | | | | | | | | | | | | | | |
| 239 | A | Brown | 100 83 | 144 | A | CSUN | 75 55 | | | | | | | | |
| 90 | A | Yale | 62 65 | 167 | H | Boston U. | 67 47 | | | | | | | | |
| 226 | A | Dartmouth | 73 57 | 16 | H | Rutgers | 49 60 | | | | | | | | |
| 226 | H | Dartmouth | 56 46 | 76 | H | Maine | 60 67 | | | | | | | | |
| 26 | A | California | 85 79 | 60 | H | Quinnipiac | 67 72 | | | | | | | | |
| 199 | A | Rhode Island | 80 47 | 223 | N | Jacksonville St. | 69 62 | | | | | | | | |

Non-Div I Games:

Harvard

 Loss,
 Non-Conf, S Site,
 Home
 Away
N Neutral

| | | | | | | | | | | |
|-------------------|----------|-----------|----------------|------------|-------------|---------------|------|------|-------|-----------|
| Average RPI Win: | 239 | WON-LOST | WINNING | LAST 10 | STRENGTH OF | OPP. STRENGTH | TEAM | ADJ. | CONF. | ADJ CONF. |
| Average RPI Loss: | 153 | RECORD | PCT. RANK | GAMES | SCHEDULE | OF SCHEDULE | RPI | RPI | RPI | RPI |
| DIV. I ONLY | 7- 12 | 242 | 0- 1 | 231 | 172 | 264 | 264 | 21 | 21 | |
| DIV. I NON-CONF. | 3- 9 | 271 | 0- 1 | 169 | 125 | 277 | 277 | 21 | 21 | |
| TOTALS | RPI 1-25 | RPI 26-50 | W-L RECORDS | RPI 51-100 | RPI 101-150 | RPI 150+ | | | | |
| 7- 12 | 0- 1 | 0- 1 | OVERALL | 2- 1 | 0- 3 | 5- 6 | | | | |
| 4- 7 | 0- 1 | 0- 0 | HOME | 2- 1 | 0- 3 | 2- 2 | | | | |
| 3- 4 | 0- 0 | 0- 0 | AWAY | 0- 0 | 0- 0 | 3- 4 | | | | |
| 0- 1 | 0- 0 | 0- 1 | NEUTRAL | 0- 0 | 0- 0 | 0- 0 | | | | |
| 3- 9 | 0- 1 | 0- 1 | NON-CONFERENCE | 1- 1 | 0- 2 | 2- 4 | | | | |
| 2- 5 | 0- 1 | 0- 0 | HOME | 1- 1 | 0- 2 | 1- 1 | | | | |
| 1- 3 | 0- 0 | 0- 0 | AWAY | 0- 0 | 0- 0 | 1- 3 | | | | |
| 0- 1 | 0- 0 | 0- 1 | NEUTRAL | 0- 0 | 0- 0 | 0- 0 | | | | |
| 4- 3 | 0- 0 | 0- 0 | CONFERENCE | 1- 0 | 0- 1 | 3- 2 | | | | |
| 2- 2 | 0- 0 | 0- 0 | HOME | 1- 0 | 0- 1 | 1- 1 | | | | |
| 2- 1 | 0- 0 | 0- 0 | AWAY | 0- 0 | 0- 0 | 2- 1 | | | | |
| 0- 0 | 0- 0 | 0- 0 | NEUTRAL | 0- 0 | 0- 0 | 0- 0 | | | | |

| RPI 1-25 | | | | RPI 26-50 | | | | RPI 51-100 | | | | RPI 101+ Team's RPI: 264 | | | |
|---------------------------|---|------------------|-------|-----------|---|----------|-------|------------|---|-------------------|-------|--------------------------|---|-------------------|-------|
| RPI | S | Opponent | Score | RPI | S | Opponent | Score | RPI | S | Opponent | Score | RPI | S | Opponent | Score |
| 5 | H | Stanford | 59 81 | 30 | N | Utah | 48 73 | 78 | H | UC Davis | 65 60 | 101 | H | American | 57 69 |
| | | | | | | | | 87 | H | FGCU | 67 73 | 138 | H | Pepperdine | 64 65 |
| | | | | | | | | 95 | H | Idaho | 69 61 | 144 | H | CSUN | 29 49 |
| | | | | | | | | | | | | 166 | H | Portland | 65 72 |
| | | | | | | | | | | | | 170 | H | UC Riverside | 55 60 |
| | | | | | | | | | | | | 210 | A | UNLV | 66 61 |
| | | | | | | | | | | | | 241 | A | Nevada | 78 79 |
| | | | | | | | | | | | | 251 | A | San Diego St. | 57 58 |
| | | | | | | | | | | | | 253 | A | San Diego | 50 58 |
| | | | | | | | | | | | | 255 | A | Cal St. Fullerton | 68 72 |
| | | | | | | | | | | | | 305 | A | UC Santa Barbara | 47 35 |
| | | | | | | | | | | | | 322 | A | Cal Poly | 71 54 |
| | | | | | | | | | | | | 322 | H | Cal Poly | 70 52 |
| | | | | | | | | | | | | 341 | H | Seattle U | 67 51 |
| LAST 12 Division I GAMES: | | | | | | | | | | | | | | | |
| 322 | H | Cal Poly | 70 52 | 30 | N | Utah | 48 73 | 255 | A | Cal St. Fullerton | 68 72 | | | | |
| 170 | H | UC Riverside | 55 60 | 241 | A | Nevada | 78 79 | 210 | A | UNLV | 66 61 | | | | |
| 305 | A | UC Santa Barbara | 47 35 | 95 | H | Idaho | 69 61 | 5 | H | Stanford | 59 81 | | | | |
| 322 | A | Cal Poly | 71 54 | | | | | | | | | | | | |
| 144 | H | CSUN | 29 49 | | | | | | | | | | | | |
| 78 | H | UC Davis | 65 60 | | | | | | | | | | | | |

Non-Div I Games: Hawaii Pacific 66 51

Hawaii

■ Loss,
 ■ Non-Conf,
 ■ S Site,
 ■ H Home
 ■ A Away
 N Neutral

| | | | | | | | | | | |
|-------------------|----------|-----------|----------------|------------|-------------|---------------|------|------|-------|-----------|
| Average RPI Win: | 271 | WON-LOST | WINNING | LAST 10 | STRENGTH OF | OPP. STRENGTH | TEAM | ADJ. | CONF. | ADJ CONF. |
| Average RPI Loss: | 95 | RECORD | PCT. RANK | GAMES | SCHEDULE | OF SCHEDULE | RPI | RPI | RPI | RPI |
| DIV. I ONLY | 12- 6 | 88 | 1- 0 | 216 | 305 | 127 | 127 | 28 | 28 | |
| DIV. I NON-CONF. | 5- 4 | 139 | 0- 0 | 147 | 206 | 118 | 118 | 29 | 29 | |
| TOTALS | RPI 1-25 | RPI 26-50 | W-L RECORDS | RPI 51-100 | RPI 101-150 | RPI 150+ | | | | |
| 12- 6 | 0- 0 | 0- 2 | OVERALL | 0- 1 | 1- 2 | 11- 1 | | | | |
| 9- 0 | 0- 0 | 0- 0 | HOME | 0- 0 | 1- 0 | 8- 0 | | | | |
| 3- 6 | 0- 0 | 0- 2 | AWAY | 0- 1 | 0- 2 | 3- 1 | | | | |
| 0- 0 | 0- 0 | 0- 0 | NEUTRAL | 0- 0 | 0- 0 | 0- 0 | | | | |
| 5- 4 | 0- 0 | 0- 2 | NON-CONFERENCE | 0- 1 | 1- 1 | 4- 0 | | | | |
| 4- 0 | 0- 0 | 0- 0 | HOME | 0- 0 | 1- 0 | 3- 0 | | | | |
| 1- 4 | 0- 0 | 0- 2 | AWAY | 0- 1 | 0- 1 | 1- 0 | | | | |
| 0- 0 | 0- 0 | 0- 0 | NEUTRAL | 0- 0 | 0- 0 | 0- 0 | | | | |
| 7- 2 | 0- 0 | 0- 0 | CONFERENCE | 0- 0 | 0- 1 | 7- 1 | | | | |
| 5- 0 | 0- 0 | 0- 0 | HOME | 0- 0 | 0- 0 | 5- 0 | | | | |
| 2- 2 | 0- 0 | 0- 0 | AWAY | 0- 0 | 0- 1 | 2- 1 | | | | |
| 0- 0 | 0- 0 | 0- 0 | NEUTRAL | 0- 0 | 0- 0 | 0- 0 | | | | |

| RPI 1-25 | | | | RPI 26-50 | | | | RPI 51-100 | | | | RPI 101+ | | | | Team's RPI: 127 | |
|---------------------------|---|----------|-------|-----------|---|----------------|-------|------------|---|------------|-------|----------|---|----------------|-------|-----------------|--|
| RPI | S | Opponent | Score | RPI | S | Opponent | Score | RPI | S | Opponent | Score | RPI | S | Opponent | Score | | |
| | | | | 33 | A | Kentucky | 49 71 | 54 | A | Miami (OH) | 55 68 | 101 | H | American | 66 61 | | |
| | | | | 47 | A | Clemson | 64 83 | | | | | 121 | A | Radford | 58 80 | | |
| | | | | | | | | | | | | 133 | A | Davidson | 62 71 | | |
| | | | | | | | | | | | | 179 | A | UNC Asheville | 56 67 | | |
| | | | | | | | | | | | | 190 | H | Hampton | 82 73 | | |
| | | | | | | | | | | | | 246 | A | ETSU | 73 65 | | |
| | | | | | | | | | | | | 249 | H | Campbell | 65 60 | | |
| | | | | | | | | | | | | 262 | A | Gardner-Webb | 78 61 | | |
| | | | | | | | | | | | | 268 | H | Norfolk St. | 83 51 | | |
| | | | | | | | | | | | | 275 | H | Winthrop | 56 54 | | |
| | | | | | | | | | | | | 313 | H | UNC Greensboro | 82 75 | | |
| | | | | | | | | | | | | 330 | H | Charleston So. | 71 64 | | |
| | | | | | | | | | | | | 334 | H | Presbyterian | 79 40 | | |
| | | | | | | | | | | | | 338 | A | USC Upstate | 87 61 | | |
| | | | | | | | | | | | | 345 | H | N.C. Central | 80 69 | | |
| LAST 12 Division I GAMES: | | | | | | | | | | | | | | | | | |
| | | | | 275 | H | Winthrop | 56 54 | | | | | 190 | H | Hampton | 82 73 | | |
| | | | | 330 | H | Charleston So. | 71 64 | | | | | 121 | A | Radford | 58 80 | | |
| | | | | 249 | H | Campbell | 65 60 | | | | | 338 | A | USC Upstate | 87 61 | | |
| | | | | 179 | A | UNC Asheville | 56 67 | | | | | 246 | A | ETSU | 73 65 | | |
| | | | | 262 | A | Gardner-Webb | 78 61 | | | | | 101 | H | American | 66 61 | | |
| | | | | 334 | H | Presbyterian | 79 40 | | | | | 268 | H | Norfolk St. | 83 51 | | |

Non-Div I Games: Greensboro 102 50 Mars Hill 86 36

High Point

■ Loss,
 ■ Non-Conf,
 ■ S Site,
 ■ Home
 ■ A Away
 N Neutral

| | | | | | | | | | | |
|-------------------|----------|-----------|----------------|------------|-------------|---------------|------|------|-------|-----------|
| Average RPI Win: | 237 | WON-LOST | WINNING | LAST 10 | STRENGTH OF | OPP. STRENGTH | TEAM | ADJ. | CONF. | ADJ CONF. |
| Average RPI Loss: | 163 | RECORD | PCT. RANK | GAMES | SCHEDULE | OF SCHEDULE | RPI | RPI | RPI | RPI |
| DIV. I ONLY | 6- 14 | 273 | 0- 1 | 171 | 245 | 250 | 250 | 10 | 10 | |
| DIV. I NON-CONF. | 5- 6 | 177 | 0- 0 | 252 | 336 | 221 | 221 | 11 | 11 | |
| TOTALS | RPI 1-25 | RPI 26-50 | W-L RECORDS | RPI 51-100 | RPI 101-150 | RPI 150+ | | | | |
| 6- 14 | 0- 0 | 0- 1 | OVERALL | 1- 2 | 0- 4 | 5- 7 | | | | |
| 2- 6 | 0- 0 | 0- 0 | HOME | 1- 1 | 0- 1 | 1- 4 | | | | |
| 3- 6 | 0- 0 | 0- 1 | AWAY | 0- 0 | 0- 2 | 3- 3 | | | | |
| 1- 2 | 0- 0 | 0- 0 | NEUTRAL | 0- 1 | 0- 1 | 1- 0 | | | | |
| 5- 6 | 0- 0 | 0- 0 | NON-CONFERENCE | 0- 1 | 0- 1 | 5- 4 | | | | |
| 1- 2 | 0- 0 | 0- 0 | HOME | 0- 0 | 0- 0 | 1- 2 | | | | |
| 3- 2 | 0- 0 | 0- 0 | AWAY | 0- 0 | 0- 0 | 3- 2 | | | | |
| 1- 2 | 0- 0 | 0- 0 | NEUTRAL | 0- 1 | 0- 1 | 1- 0 | | | | |
| 1- 8 | 0- 0 | 0- 1 | CONFERENCE | 1- 1 | 0- 3 | 0- 3 | | | | |
| 1- 4 | 0- 0 | 0- 0 | HOME | 1- 1 | 0- 1 | 0- 2 | | | | |
| 0- 4 | 0- 0 | 0- 1 | AWAY | 0- 0 | 0- 2 | 0- 1 | | | | |
| 0- 0 | 0- 0 | 0- 0 | NEUTRAL | 0- 0 | 0- 0 | 0- 0 | | | | |

| RPI 1-25 | | | RPI 26-50 | | | RPI 51-100 | | | RPI 101+ Team's RPI: 250 | | |
|---------------------------|---|----------|-----------|-----|---|--------------------|-------|-----|--------------------------|--------------------|-------|
| RPI | S | Opponent | Score | RPI | S | Opponent | Score | RPI | S | Opponent | Score |
| | | | | 42 | A | James Madison | 54 77 | 83 | N | Wright St. | 64 93 |
| | | | | | | | | 84 | H | Northeastern | 78 61 |
| | | | | | | | | 88 | H | Drexel | 49 61 |
| | | | | | | | | 118 | A | UNCW | 54 89 |
| | | | | | | | | 119 | A | Towson | 68 92 |
| | | | | | | | | 147 | H | William & Mary | 55 60 |
| | | | | | | | | 150 | N | Marist | 57 71 |
| | | | | | | | | 161 | H | Delaware | 59 78 |
| | | | | | | | | 165 | A | Stony Brook | 49 77 |
| | | | | | | | | 200 | H | Elon | 64 77 |
| | | | | | | | | 203 | A | St. Bonaventure | 67 59 |
| | | | | | | | | 209 | A | Holy Cross | 66 72 |
| | | | | | | | | 233 | N | Stetson | 53 50 |
| | | | | | | | | 242 | H | Sacred Heart | 64 70 |
| | | | | | | | | 265 | H | Columbia | 63 65 |
| | | | | | | | | 271 | A | Siena | 57 50 |
| | | | | | | | | 292 | A | Col. of Charleston | 62 70 |
| | | | | | | | | 301 | A | UMBC | 45 42 |
| | | | | | | | | 329 | H | Iona | 74 49 |
| LAST 12 Division I GAMES: | | | | | | | | | | | |
| | | | | 118 | A | UNCW | 54 89 | | | | |
| | | | | 84 | H | Northeastern | 78 61 | | | | |
| | | | | 88 | H | Drexel | 49 61 | | | | |
| | | | | 161 | H | Delaware | 59 78 | | | | |
| | | | | 119 | A | Towson | 68 92 | | | | |
| | | | | 42 | A | James Madison | 54 77 | | | | |
| | | | | 292 | A | Col. of Charleston | 62 70 | | | | |
| | | | | 200 | H | Elon | 64 77 | | | | |
| | | | | 147 | H | William & Mary | 55 60 | | | | |
| | | | | 271 | A | Siena | 57 50 | | | | |
| | | | | 301 | A | UMBC | 45 42 | | | | |
| | | | | 209 | A | Holy Cross | 66 72 | | | | |

Non-Div I Games: Wilmington (DE) 77 56

Hofstra

■ Loss,
 ■ Non-Conf,
 ■ S Site,
 ■ H Home
 ■ A Away
 N Neutral

Holy Cross

Through Games Of Feb. 3, 2019

| | | | | | | | | | | |
|-------------------|----------|-----------|----------------|------------|-------------|---------------|------|------|-------|-----------|
| Average RPI Win: | 263 | WON-LOST | WINNING | LAST 10 | STRENGTH OF | OPP. STRENGTH | TEAM | ADJ. | CONF. | ADJ CONF. |
| Average RPI Loss: | 191 | RECORD | PCT. RANK | GAMES | SCHEDULE | OF SCHEDULE | RPI | RPI | RPI | RPI |
| DIV. I ONLY | 12- 9 | 130 | 1- 0 | 316 | 278 | 209 | 209 | 19 | 19 | |
| DIV. I NON-CONF. | 8- 3 | 72 | 0- 0 | 336 | 303 | 196 | 196 | 22 | 22 | |
| TOTALS | RPI 1-25 | RPI 26-50 | W-L RECORDS | RPI 51-100 | RPI 101-150 | RPI 150+ | | | | |
| 12- 9 | 0- 0 | 0- 1 | OVERALL | 0- 0 | 0- 3 | 12- 5 | | | | |
| 9- 2 | 0- 0 | 0- 0 | HOME | 0- 0 | 0- 0 | 9- 2 | | | | |
| 3- 7 | 0- 0 | 0- 1 | AWAY | 0- 0 | 0- 3 | 3- 3 | | | | |
| 0- 0 | 0- 0 | 0- 0 | NEUTRAL | 0- 0 | 0- 0 | 0- 0 | | | | |
| 8- 3 | 0- 0 | 0- 0 | NON-CONFERENCE | 0- 0 | 0- 1 | 8- 2 | | | | |
| 5- 1 | 0- 0 | 0- 0 | HOME | 0- 0 | 0- 0 | 5- 1 | | | | |
| 3- 2 | 0- 0 | 0- 0 | AWAY | 0- 0 | 0- 1 | 3- 1 | | | | |
| 0- 0 | 0- 0 | 0- 0 | NEUTRAL | 0- 0 | 0- 0 | 0- 0 | | | | |
| 4- 6 | 0- 0 | 0- 1 | CONFERENCE | 0- 0 | 0- 2 | 4- 3 | | | | |
| 4- 1 | 0- 0 | 0- 0 | HOME | 0- 0 | 0- 0 | 4- 1 | | | | |
| 0- 5 | 0- 0 | 0- 1 | AWAY | 0- 0 | 0- 2 | 0- 2 | | | | |
| 0- 0 | 0- 0 | 0- 0 | NEUTRAL | 0- 0 | 0- 0 | 0- 0 | | | | |

| RPI 1-25 | | | RPI 26-50 | | | RPI 51-100 | | | RPI 101+ | | | Team's RPI: 209 |
|---------------------------|---|----------|-----------|-----|---|-----------------|-------|-----|----------|-----------------|-------|-----------------|
| RPI | S | Opponent | Score | RPI | S | Opponent | Score | RPI | S | Opponent | Score | |
| | | | | 48 | A | Bucknell | 71 75 | | | | | |
| | | | | | | | | 101 | A | American | 58 70 | |
| | | | | | | | | 102 | A | Boston College | 63 89 | |
| | | | | | | | | 137 | A | Lehigh | 55 64 | |
| | | | | | | | | 167 | H | Boston U. | 75 69 | |
| | | | | | | | | 194 | H | Rider | 71 61 | |
| | | | | | | | | 199 | H | Rhode Island | 73 65 | |
| | | | | | | | | 216 | A | Navy | 47 54 | |
| | | | | | | | | 232 | H | Colgate | 67 70 | |
| | | | | | | | | 236 | A | Albany (NY) | 56 50 | |
| | | | | | | | | 239 | H | Brown | 85 89 | |
| | | | | | | | | 250 | H | Hofstra | 72 66 | |
| | | | | | | | | 273 | A | Vermont | 65 40 | |
| | | | | | | | | 296 | H | Army West Point | 58 39 | |
| | | | | | | | | 297 | H | Loyola Maryland | 78 60 | |
| | | | | | | | | 299 | A | Bryant | 81 62 | |
| | | | | | | | | 306 | H | UMass Lowell | 63 54 | |
| | | | | | | | | 318 | A | Lafayette | 63 73 | |
| | | | | | | | | 318 | H | Lafayette | 56 53 | |
| | | | | | | | | 319 | H | Manhattan | 61 53 | |
| | | | | | | | | 328 | A | New Hampshire | 62 74 | |
| LAST 12 Division I GAMES: | | | | | | | | | | | | |
| | | | | 101 | A | American | 58 70 | | | | | |
| | | | | 48 | A | Bucknell | 71 75 | | | | | |
| | | | | 296 | H | Army West Point | 58 39 | | | | | |
| | | | | 167 | H | Boston U. | 75 69 | | | | | |
| | | | | 216 | A | Navy | 47 54 | | | | | |
| | | | | 297 | H | Loyola Maryland | 78 60 | | | | | |
| | | | | 318 | H | Lafayette | 56 53 | | | | | |
| | | | | 137 | A | Lehigh | 55 64 | | | | | |
| | | | | 318 | A | Lafayette | 63 73 | | | | | |
| | | | | 232 | H | Colgate | 67 70 | | | | | |
| | | | | 299 | A | Bryant | 81 62 | | | | | |
| | | | | 319 | H | Manhattan | 61 53 | | | | | |

Non-Div I Games:

Holy Cross

■ Loss,
 ■ Non-Conf, S Site,
 ■ Home
 ■ Away
 N Neutral

| | | | | | | | | | | |
|-------------------|----------|-----------|----------------|------------|-------------|---------------|------|------|-------|-----------|
| Average RPI Win: | 207 | WON-LOST | WINNING | LAST 10 | STRENGTH OF | OPP. STRENGTH | TEAM | ADJ. | CONF. | ADJ CONF. |
| Average RPI Loss: | 65 | RECORD | PCT. RANK | GAMES | SCHEDULE | OF SCHEDULE | RPI | RPI | RPI | RPI |
| DIV. I ONLY | 11- 10 | 155 | 1- 0 | 65 | 83 | 96 | 96 | 9 | 9 | |
| DIV. I NON-CONF. | 6- 7 | 172 | 0- 0 | 72 | 102 | 104 | 104 | 9 | 9 | |
| TOTALS | RPI 1-25 | RPI 26-50 | W-L RECORDS | RPI 51-100 | RPI 101-150 | RPI 150+ | | | | |
| 11- 10 | 0- 3 | 1- 2 | OVERALL | 0- 2 | 0- 2 | 10- 1 | | | | |
| 4- 5 | 0- 2 | 1- 1 | HOME | 0- 0 | 0- 2 | 3- 0 | | | | |
| 7- 5 | 0- 1 | 0- 1 | AWAY | 0- 2 | 0- 0 | 7- 1 | | | | |
| 0- 0 | 0- 0 | 0- 0 | NEUTRAL | 0- 0 | 0- 0 | 0- 0 | | | | |
| 6- 7 | 0- 1 | 1- 2 | NON-CONFERENCE | 0- 1 | 0- 2 | 5- 1 | | | | |
| 1- 4 | 0- 1 | 1- 1 | HOME | 0- 0 | 0- 2 | 0- 0 | | | | |
| 5- 3 | 0- 0 | 0- 1 | AWAY | 0- 1 | 0- 0 | 5- 1 | | | | |
| 0- 0 | 0- 0 | 0- 0 | NEUTRAL | 0- 0 | 0- 0 | 0- 0 | | | | |
| 5- 3 | 0- 2 | 0- 0 | CONFERENCE | 0- 1 | 0- 0 | 5- 0 | | | | |
| 3- 1 | 0- 1 | 0- 0 | HOME | 0- 0 | 0- 0 | 3- 0 | | | | |
| 2- 2 | 0- 1 | 0- 0 | AWAY | 0- 1 | 0- 0 | 2- 0 | | | | |
| 0- 0 | 0- 0 | 0- 0 | NEUTRAL | 0- 0 | 0- 0 | 0- 0 | | | | |

| RPI 1-25 | | | | RPI 26-50 | | | | RPI 51-100 Team's RPI: 96 | | | | RPI 101+ | | | |
|---------------------------|---|-------------|-------|-----------|---|----------------|-------|---------------------------|---|------------|-------|----------|---|-----------------|--------|
| RPI | S | Opponent | Score | RPI | S | Opponent | Score | RPI | S | Opponent | Score | RPI | S | Opponent | Score |
| 6 | H | UConn | 61 81 | 26 | A | California | 79 80 | 87 | A | FGCU | 71 76 | 102 | H | Boston College | 57 64 |
| 14 | A | UCF | 56 58 | 39 | H | New Mexico | 84 89 | 89 | A | Cincinnati | 57 68 | 113 | H | UT Arlington | 61 65 |
| 20 | H | Texas A&M | 52 68 | 40 | H | Georgia Tech | 95 89 | | | | | 157 | A | Louisiana Tech | 88 100 |
| | | | | | | | | | | | | 162 | H | Tulsa | 76 44 |
| | | | | | | | | | | | | 185 | A | Southern Miss. | 61 44 |
| | | | | | | | | | | | | 186 | H | Temple | 78 65 |
| | | | | | | | | | | | | 202 | A | George Mason | 66 56 |
| | | | | | | | | | | | | 204 | A | SMU | 72 61 |
| | | | | | | | | | | | | 204 | H | SMU | 69 68 |
| | | | | | | | | | | | | 246 | A | ETSU | 84 77 |
| | | | | | | | | | | | | 263 | A | Wichita St. | 66 58 |
| | | | | | | | | | | | | 265 | A | Columbia | 83 72 |
| | | | | | | | | | | | | 324 | A | Incarinate Word | 79 60 |
| LAST 12 Division I GAMES: | | | | | | | | | | | | | | | |
| 14 | A | UCF | 56 58 | 204 | H | SMU | 69 68 | | | | | | | | |
| 162 | H | Tulsa | 76 44 | 6 | H | UConn | 61 81 | | | | | | | | |
| 89 | A | Cincinnati | 57 68 | 185 | A | Southern Miss. | 61 44 | | | | | | | | |
| 263 | A | Wichita St. | 66 58 | 202 | A | George Mason | 66 56 | | | | | | | | |
| 186 | H | Temple | 78 65 | 113 | H | UT Arlington | 61 65 | | | | | | | | |
| 204 | A | SMU | 72 61 | 20 | H | Texas A&M | 52 68 | | | | | | | | |

Non-Div I Games:

Houston

■ Loss,
 ■ Non-Conf, S Site,
 ■ Home
 ■ Away
 N Neutral

Houston Baptist

Through Games Of Feb. 3, 2019

| | | | | | | | | | | |
|-------------------|----------|-----------|----------------|------------|-------------|---------------|------|------|-------|-----------|
| Average RPI Win: | 315 | WON-LOST | WINNING | LAST 10 | STRENGTH OF | OPP. STRENGTH | TEAM | ADJ. | CONF. | ADJ CONF. |
| Average RPI Loss: | 194 | RECORD | PCT. RANK | GAMES | SCHEDULE | OF SCHEDULE | RPI | RPI | RPI | RPI |
| DIV. I ONLY | 3- 12 | 313 | 0- 0 | 317 | 272 | 339 | 339 | 27 | 27 | |
| DIV. I NON-CONF. | 1- 5 | 311 | 0- 0 | 284 | 165 | 333 | 333 | 23 | 23 | |
| TOTALS | RPI 1-25 | RPI 26-50 | W-L RECORDS | RPI 51-100 | RPI 101-150 | RPI 150+ | | | | |
| 3- 12 | 0- 0 | 0- 0 | OVERALL | 0- 2 | 0- 1 | 3- 9 | | | | |
| 3- 4 | 0- 0 | 0- 0 | HOME | 0- 0 | 0- 0 | 3- 4 | | | | |
| 0- 8 | 0- 0 | 0- 0 | AWAY | 0- 2 | 0- 1 | 0- 5 | | | | |
| 0- 0 | 0- 0 | 0- 0 | NEUTRAL | 0- 0 | 0- 0 | 0- 0 | | | | |
| 1- 5 | 0- 0 | 0- 0 | NON-CONFERENCE | 0- 1 | 0- 1 | 1- 3 | | | | |
| 1- 1 | 0- 0 | 0- 0 | HOME | 0- 0 | 0- 0 | 1- 1 | | | | |
| 0- 4 | 0- 0 | 0- 0 | AWAY | 0- 1 | 0- 1 | 0- 2 | | | | |
| 0- 0 | 0- 0 | 0- 0 | NEUTRAL | 0- 0 | 0- 0 | 0- 0 | | | | |
| 2- 7 | 0- 0 | 0- 0 | CONFERENCE | 0- 1 | 0- 0 | 2- 6 | | | | |
| 2- 3 | 0- 0 | 0- 0 | HOME | 0- 0 | 0- 0 | 2- 3 | | | | |
| 0- 4 | 0- 0 | 0- 0 | AWAY | 0- 1 | 0- 0 | 0- 3 | | | | |
| 0- 0 | 0- 0 | 0- 0 | NEUTRAL | 0- 0 | 0- 0 | 0- 0 | | | | |

| RPI 1-25 | | | | RPI 26-50 | | | | RPI 51-100 | | | | RPI 101+ | | | | Team's RPI: 339 | |
|---------------------------|---|-------------------|-------|-----------|-----|----------|--------------------|------------|----|------------------|-------|----------|-----|----------|--------------------|-----------------|-----|
| RPI | S | Opponent | Score | RPI | S | Opponent | Score | RPI | S | Opponent | Score | RPI | S | Opponent | Score | | |
| | | | | | | | | 71 | A | Lamar University | 50 | 63 | 143 | A | Texas Tech | 76 | 82 |
| | | | | | | | | 86 | A | Oklahoma St. | 44 | 77 | 163 | H | Abilene Christian | 62 | 72 |
| | | | | | | | | | | | | | 177 | A | North Texas | 75 | 100 |
| | | | | | | | | | | | | | 183 | H | Oral Roberts | 56 | 74 |
| | | | | | | | | | | | | | 192 | A | Nicholls St. | 54 | 77 |
| | | | | | | | | | | | | | 207 | H | Sam Houston St. | 63 | 74 |
| | | | | | | | | | | | | | 260 | H | A&M-Corpus Christi | 56 | 70 |
| | | | | | | | | | | | | | 263 | A | Wichita St. | 50 | 68 |
| | | | | | | | | | | | | | 276 | A | Southeastern La. | 65 | 73 |
| | | | | | | | | | | | | | 310 | H | La.-Monroe | 68 | 60 |
| | | | | | | | | | | | | | 311 | H | New Orleans | 83 | 74 |
| | | | | | | | | | | | | | 312 | A | McNeese | 71 | 81 |
| | | | | | | | | | | | | | 324 | H | Incarnate Word | 60 | 59 |
| LAST 12 Division I GAMES: | | | | | | | | | | | | | | | | | |
| 324 | H | Incarnate Word | 60 | 59 | 260 | H | A&M-Corpus Christi | 56 | 70 | | | | | | | | |
| 312 | A | McNeese | 71 | 81 | 311 | H | New Orleans | 83 | 74 | | | | | | | | |
| 276 | A | Southeastern La. | 65 | 73 | 71 | A | Lamar University | 50 | 63 | | | | | | | | |
| 207 | H | Sam Houston St. | 63 | 74 | 310 | H | La.-Monroe | 68 | 60 | | | | | | | | |
| 163 | H | Abilene Christian | 62 | 72 | 183 | H | Oral Roberts | 56 | 74 | | | | | | | | |
| 192 | A | Nicholls St. | 54 | 77 | 86 | A | Oklahoma St. | 44 | 77 | | | | | | | | |

Non-Div I Games: Howard Payne 93 60 Tex. A&M Int'l 81 48 McMurry 92 41 Southwest (NM) 100 57
Houston Baptist

Loss, Non-Conf, S Site, H Home A Away N Neutral

| | | | | | | | | | |
|------------------------------|--------------|------------|----------------|-------------|---------------|------------|------------|-----------|-----------|
| Average RPI Win: 288 | WON-LOST | WINNING | LAST 10 | STRENGTH OF | OPP. STRENGTH | TEAM | ADJ. | CONF. | ADJ CONF. |
| Average RPI Loss: 176 | RECORD | PCT. RANK | GAMES | SCHEDULE | OF SCHEDULE | RPI | RPI | RPI | RPI |
| DIV. I ONLY | 12- 9 | 130 | 1- 0 | 325 | 327 | 224 | 224 | 32 | 32 |
| DIV. I NON-CONF. | 7- 6 | 153 | 0- 0 | 296 | 265 | 201 | 201 | 32 | 32 |
| TOTALS | RPI 1-25 | RPI 26-50 | W-L RECORDS | RPI 51-100 | RPI 101-150 | RPI 150+ | | | |
| 12- 9 | 0- 1 | 0- 0 | OVERALL | 0- 1 | 0- 1 | 12- 6 | | | |
| 7- 3 | 0- 0 | 0- 0 | HOME | 0- 0 | 0- 0 | 7- 3 | | | |
| 5- 6 | 0- 1 | 0- 0 | AWAY | 0- 1 | 0- 1 | 5- 3 | | | |
| 0- 0 | 0- 0 | 0- 0 | NEUTRAL | 0- 0 | 0- 0 | 0- 0 | | | |
| 7- 6 | 0- 1 | 0- 0 | NON-CONFERENCE | 0- 1 | 0- 1 | 7- 3 | | | |
| 2- 2 | 0- 0 | 0- 0 | HOME | 0- 0 | 0- 0 | 2- 2 | | | |
| 5- 4 | 0- 1 | 0- 0 | AWAY | 0- 1 | 0- 1 | 5- 1 | | | |
| 0- 0 | 0- 0 | 0- 0 | NEUTRAL | 0- 0 | 0- 0 | 0- 0 | | | |
| 5- 3 | 0- 0 | 0- 0 | CONFERENCE | 0- 0 | 0- 0 | 5- 3 | | | |
| 5- 1 | 0- 0 | 0- 0 | HOME | 0- 0 | 0- 0 | 5- 1 | | | |
| 0- 2 | 0- 0 | 0- 0 | AWAY | 0- 0 | 0- 0 | 0- 2 | | | |
| 0- 0 | 0- 0 | 0- 0 | NEUTRAL | 0- 0 | 0- 0 | 0- 0 | | | |

| RPI 1-25 | | | | RPI 26-50 | | | | RPI 51-100 | | | | RPI 101+ Team's RPI: 224 | | | |
|---------------------------|---|--------------------|--------------|-----------|---|----------------|--------------|------------|---|------------|--------------|--------------------------|---|---------------------|--------------|
| RPI | S | Opponent | Score | RPI | S | Opponent | Score | RPI | S | Opponent | Score | RPI | S | Opponent | Score |
| 22 | A | North Carolina | 63 85 | | | | | 89 | A | Cincinnati | 51 85 | 147 | A | William & Mary | 75 88 |
| | | | | | | | | | | | | 155 | H | Mercer | 70 85 |
| | | | | | | | | | | | | 174 | A | UMES | 72 80 |
| | | | | | | | | | | | | 174 | H | UMES | 73 80 |
| | | | | | | | | | | | | 202 | H | George Mason | 73 59 |
| | | | | | | | | | | | | 231 | A | Niagara | 68 61 |
| | | | | | | | | | | | | 249 | A | Campbell | 69 64 |
| | | | | | | | | | | | | 258 | H | Bethune-Cookman | 61 40 |
| | | | | | | | | | | | | 261 | A | Richmond | 60 67 |
| | | | | | | | | | | | | 268 | H | Norfolk St. | 74 70 |
| | | | | | | | | | | | | 271 | H | Siena | 81 86 |
| | | | | | | | | | | | | 286 | A | La Salle | 57 54 |
| | | | | | | | | | | | | 295 | A | South Carolina St. | 63 72 |
| | | | | | | | | | | | | 302 | H | Morgan St. | 79 56 |
| | | | | | | | | | | | | 308 | H | NJIT | 77 57 |
| | | | | | | | | | | | | 314 | A | FIU | 89 62 |
| | | | | | | | | | | | | 343 | A | Fairleigh Dickinson | 79 58 |
| | | | | | | | | | | | | 347 | H | Delaware St. | 78 62 |
| | | | | | | | | | | | | 348 | H | Florida A&M | 74 68 |
| LAST 12 Division I GAMES: | | | | | | | | | | | | | | | |
| 174 | H | UMES | 73 80 | 268 | H | Norfolk St. | 74 70 | | | | | | | | |
| 347 | H | Delaware St. | 78 62 | 348 | H | Florida A&M | 74 68 | | | | | | | | |
| 295 | A | South Carolina St. | 63 72 | 22 | A | North Carolina | 63 85 | | | | | | | | |
| 302 | H | Morgan St. | 79 56 | 89 | A | Cincinnati | 51 85 | | | | | | | | |
| 258 | H | Bethune-Cookman | 61 40 | 155 | H | Mercer | 70 85 | | | | | | | | |
| 174 | A | UMES | 72 80 | 314 | A | FIU | 89 62 | | | | | | | | |

Non-Div I Games:

Howard

■ Loss,
 ■ Non-Conf,
 ■ S Site,
 ■ Home
 ■ A Away
 N Neutral

| | | | | | | | | | |
|------------------------------|----------|-----------|----------------|-------------|---------------|----------|------|-------|-----------|
| Average RPI Win: 223 | WON-LOST | WINNING | LAST 10 | STRENGTH OF | OPP. STRENGTH | TEAM | ADJ. | CONF. | ADJ CONF. |
| Average RPI Loss: 117 | RECORD | PCT. RANK | GAMES | SCHEDULE | OF SCHEDULE | RPI | RPI | RPI | RPI |
| DIV. I ONLY | 12- 9 | 130 | 0- 1 | 173 | 176 | 135 | 135 | 20 | 20 |
| DIV. I NON-CONF. | 5- 5 | 162 | 0- 0 | 61 | 113 | 88 | 88 | 17 | 17 |
| TOTALS | RPI 1-25 | RPI 26-50 | W-L RECORDS | RPI 51-100 | RPI 101-150 | RPI 150+ | | | |
| 12- 9 | 0- 1 | 0- 1 | OVERALL | 1- 3 | 2- 1 | 9- 3 | | | |
| 5- 3 | 0- 0 | 0- 1 | HOME | 0- 2 | 1- 0 | 4- 0 | | | |
| 6- 6 | 0- 1 | 0- 0 | AWAY | 1- 1 | 0- 1 | 5- 3 | | | |
| 1- 0 | 0- 0 | 0- 0 | NEUTRAL | 0- 0 | 1- 0 | 0- 0 | | | |
| 5- 5 | 0- 1 | 0- 1 | NON-CONFERENCE | 0- 1 | 2- 0 | 3- 2 | | | |
| 1- 2 | 0- 0 | 0- 1 | HOME | 0- 1 | 1- 0 | 0- 0 | | | |
| 3- 3 | 0- 1 | 0- 0 | AWAY | 0- 0 | 0- 0 | 3- 2 | | | |
| 1- 0 | 0- 0 | 0- 0 | NEUTRAL | 0- 0 | 1- 0 | 0- 0 | | | |
| 7- 4 | 0- 0 | 0- 0 | CONFERENCE | 1- 2 | 0- 1 | 6- 1 | | | |
| 4- 1 | 0- 0 | 0- 0 | HOME | 0- 1 | 0- 0 | 4- 0 | | | |
| 3- 3 | 0- 0 | 0- 0 | AWAY | 1- 1 | 0- 1 | 2- 1 | | | |
| 0- 0 | 0- 0 | 0- 0 | NEUTRAL | 0- 0 | 0- 0 | 0- 0 | | | |

| RPI 1-25 | | | | RPI 26-50 | | | | RPI 51-100 | | | | RPI 101+ Team's RPI: 135 | | | |
|---------------------------|---|---------------|--------------|-----------|---|----------------|--------------|------------|---|------------|--------------|--------------------------|---|----------------|--------------|
| RPI | S | Opponent | Score | RPI | S | Opponent | Score | RPI | S | Opponent | Score | RPI | S | Opponent | Score |
| 13 | A | Iowa | 58 72 | 41 | H | Ohio | 66 73 | 69 | A | Green Bay | 67 63 | 120 | N | VCU | 63 61 |
| | | | | | | | | 83 | A | Wright St. | 59 66 | 126 | A | Youngstown St. | 52 70 |
| | | | | | | | | 83 | H | Wright St. | 75 78 | 134 | H | UT Martin | 73 72 |
| | | | | | | | | 94 | H | UNI | 40 53 | 154 | A | Southern Ill. | 73 78 |
| | | | | | | | | | | | | 172 | A | Indiana St. | 64 59 |
| | | | | | | | | | | | | 178 | A | Wisconsin | 64 65 |
| | | | | | | | | | | | | 193 | A | Milwaukee | 67 66 |
| | | | | | | | | | | | | 201 | A | Ole Miss | 66 58 |
| | | | | | | | | | | | | 270 | A | Cleveland St. | 75 50 |
| | | | | | | | | | | | | 274 | A | UTSA | 58 50 |
| | | | | | | | | | | | | 280 | A | Northern Ky. | 57 60 |
| | | | | | | | | | | | | 280 | H | Northern Ky. | 70 48 |
| | | | | | | | | | | | | 304 | H | Oakland | 82 53 |
| | | | | | | | | | | | | 331 | H | Detroit Mercy | 82 47 |
| | | | | | | | | | | | | 333 | H | UIC | 71 43 |
| LAST 12 Division I GAMES: | | | | | | | | | | | | | | | |
| 280 | A | Northern Ky. | 57 60 | 83 | A | Wright St. | 59 66 | | | | | | | | |
| 69 | A | Green Bay | 67 63 | 126 | A | Youngstown St. | 52 70 | | | | | | | | |
| 193 | A | Milwaukee | 67 66 | 270 | A | Cleveland St. | 75 50 | | | | | | | | |
| 333 | H | UIC | 71 43 | 280 | H | Northern Ky. | 70 48 | | | | | | | | |
| 304 | H | Oakland | 82 53 | 83 | H | Wright St. | 75 78 | | | | | | | | |
| 331 | H | Detroit Mercy | 82 47 | 154 | A | Southern Ill. | 73 78 | | | | | | | | |

Non-Div I Games: Purdue Northwest 101 40

IUPUI

■ Loss,
 ■ Non-Conf, S Site,
 ■ Home
 ■ Away
 N Neutral

| | | | | | | | | | | |
|-------------------|--------------|------------|----------------|------------|-------------|---------------|------------|-----------|-----------|-----------|
| Average RPI Win: | 195 | WON-LOST | WINNING | LAST 10 | STRENGTH OF | OPP. STRENGTH | TEAM | ADJ. | CONF. | ADJ CONF. |
| Average RPI Loss: | 112 | RECORD | PCT. RANK | GAMES | SCHEDULE | OF SCHEDULE | RPI | RPI | RPI | RPI |
| DIV. I ONLY | 11- 8 | 127 | 1- 0 | 130 | 112 | 95 | 95 | 16 | 16 | |
| DIV. I NON-CONF. | 3- 6 | 241 | 0- 0 | 64 | 37 | 146 | 146 | 12 | 12 | |
| TOTALS | RPI 1-25 | RPI 26-50 | W-L RECORDS | RPI 51-100 | RPI 101-150 | RPI 150+ | | | | |
| 11- 8 | 0- 2 | 0- 1 | OVERALL | 1- 1 | 3- 2 | 7- 2 | | | | |
| 5- 1 | 0- 0 | 0- 0 | HOME | 0- 0 | 1- 1 | 4- 0 | | | | |
| 6- 6 | 0- 2 | 0- 1 | AWAY | 1- 0 | 2- 1 | 3- 2 | | | | |
| 0- 1 | 0- 0 | 0- 0 | NEUTRAL | 0- 1 | 0- 0 | 0- 0 | | | | |
| 3- 6 | 0- 2 | 0- 1 | NON-CONFERENCE | 0- 1 | 2- 0 | 1- 2 | | | | |
| 2- 0 | 0- 0 | 0- 0 | HOME | 0- 0 | 1- 0 | 1- 0 | | | | |
| 1- 5 | 0- 2 | 0- 1 | AWAY | 0- 0 | 1- 0 | 0- 2 | | | | |
| 0- 1 | 0- 0 | 0- 0 | NEUTRAL | 0- 1 | 0- 0 | 0- 0 | | | | |
| 8- 2 | 0- 0 | 0- 0 | CONFERENCE | 1- 0 | 1- 2 | 6- 0 | | | | |
| 3- 1 | 0- 0 | 0- 0 | HOME | 0- 0 | 0- 1 | 3- 0 | | | | |
| 5- 1 | 0- 0 | 0- 0 | AWAY | 1- 0 | 1- 1 | 3- 0 | | | | |
| 0- 0 | 0- 0 | 0- 0 | NEUTRAL | 0- 0 | 0- 0 | 0- 0 | | | | |

| RPI 1-25 | | | | RPI 26-50 | | | | RPI 51-100 | | | | Team's RPI: 95 | RPI 101+ | | | |
|---------------------------|---|----------------|---------------|-----------|---|---------------|--------------|------------|---|-----------|--------------|----------------|----------|---|----------------|--------------|
| RPI | S | Opponent | Score | RPI | S | Opponent | Score | RPI | S | Opponent | Score | | RPI | S | Opponent | Score |
| 5 | A | Stanford | 71 115 | 46 | A | Wyoming | 61 64 | 61 | N | Boise St. | 85 91 | | 115 | H | Northern Colo. | 72 86 |
| 12 | A | Gonzaga | 51 88 | | | | | 74 | A | Idaho St. | 86 72 | | 132 | A | Montana St. | 82 66 |
| | | | | | | | | | | | | | 143 | A | Texas Tech | 88 77 |
| | | | | | | | | | | | | | 144 | H | CSUN | 88 73 |
| | | | | | | | | | | | | | 146 | A | Montana | 79 82 |
| | | | | | | | | | | | | | 164 | H | Portland St. | 80 78 |
| | | | | | | | | | | | | | 197 | H | Eastern Wash. | 84 68 |
| | | | | | | | | | | | | | 228 | H | San Francisco | 70 63 |
| | | | | | | | | | | | | | 235 | H | Sacramento St. | 104 66 |
| | | | | | | | | | | | | | 248 | A | Long Beach St. | 63 70 |
| | | | | | | | | | | | | | 257 | A | Southern Utah | 82 70 |
| | | | | | | | | | | | | | 264 | A | Hawaii | 61 69 |
| | | | | | | | | | | | | | 266 | A | Northern Ariz. | 86 69 |
| | | | | | | | | | | | | | 307 | A | Weber St. | 79 74 |
| LAST 12 Division I GAMES: | | | | | | | | | | | | | | | | |
| 266 | A | Northern Ariz. | 86 69 | 257 | A | Southern Utah | 82 70 | | | | | | | | | |
| 164 | H | Portland St. | 80 78 | 197 | H | Eastern Wash. | 84 68 | | | | | | | | | |
| 235 | H | Sacramento St. | 104 66 | 307 | A | Weber St. | 79 74 | | | | | | | | | |
| 146 | A | Montana | 79 82 | 74 | A | Idaho St. | 86 72 | | | | | | | | | |
| 132 | A | Montana St. | 82 66 | 12 | A | Gonzaga | 51 88 | | | | | | | | | |
| 115 | H | Northern Colo. | 72 86 | 46 | A | Wyoming | 61 64 | | | | | | | | | |

Non-Div I Games:

Idaho

■ Loss,
 ■ Non-Conf, S Site,
 ■ Home
 ■ Away
 N Neutral

| | | | | | | | | | | |
|-------------------|----------|-----------|----------------|------------|-------------|---------------|------|------|-------|-----------|
| Average RPI Win: | 225 | WON-LOST | WINNING | LAST 10 | STRENGTH OF | OPP. STRENGTH | TEAM | ADJ. | CONF. | ADJ CONF. |
| Average RPI Loss: | 61 | RECORD | PCT. RANK | GAMES | SCHEDULE | OF SCHEDULE | RPI | RPI | RPI | RPI |
| DIV. I ONLY | 13- 6 | 74 | 1- 0 | 129 | 167 | 74 | 74 | 16 | 16 | |
| DIV. I NON-CONF. | 4- 4 | 162 | 0- 0 | 39 | 157 | 74 | 74 | 12 | 12 | |
| TOTALS | RPI 1-25 | RPI 26-50 | W-L RECORDS | RPI 51-100 | RPI 101-150 | RPI 150+ | | | | |
| 13- 6 | 0- 1 | 0- 2 | OVERALL | 0- 2 | 3- 1 | 10- 0 | | | | |
| 6- 1 | 0- 0 | 0- 0 | HOME | 0- 1 | 3- 0 | 3- 0 | | | | |
| 6- 4 | 0- 1 | 0- 1 | AWAY | 0- 1 | 0- 1 | 6- 0 | | | | |
| 1- 1 | 0- 0 | 0- 1 | NEUTRAL | 0- 0 | 0- 0 | 1- 0 | | | | |
| 4- 4 | 0- 1 | 0- 2 | NON-CONFERENCE | 0- 1 | 1- 0 | 3- 0 | | | | |
| 2- 0 | 0- 0 | 0- 0 | HOME | 0- 0 | 1- 0 | 1- 0 | | | | |
| 1- 3 | 0- 1 | 0- 1 | AWAY | 0- 1 | 0- 0 | 1- 0 | | | | |
| 1- 1 | 0- 0 | 0- 1 | NEUTRAL | 0- 0 | 0- 0 | 1- 0 | | | | |
| 9- 2 | 0- 0 | 0- 0 | CONFERENCE | 0- 1 | 2- 1 | 7- 0 | | | | |
| 4- 1 | 0- 0 | 0- 0 | HOME | 0- 1 | 2- 0 | 2- 0 | | | | |
| 5- 1 | 0- 0 | 0- 0 | AWAY | 0- 0 | 0- 1 | 5- 0 | | | | |
| 0- 0 | 0- 0 | 0- 0 | NEUTRAL | 0- 0 | 0- 0 | 0- 0 | | | | |

| RPI 1-25 | | | | RPI 26-50 | | | | RPI 51-100 | | | | Team's RPI: 74 | RPI 101+ | | | |
|---------------------------|---|----------------|-------|-----------|---|----------------|-------|------------|---|----------|-------|----------------|----------|---|--------------------|-------|
| RPI | S | Opponent | Score | RPI | S | Opponent | Score | RPI | S | Opponent | Score | | RPI | S | Opponent | Score |
| 12 | A | Gonzaga | 51 70 | 30 | A | Utah | 60 74 | 72 | A | Arizona | 46 71 | | 115 | A | Northern Colo. | 56 60 |
| | | | | 40 | N | Georgia Tech | 51 74 | 95 | H | Idaho | 72 86 | | 132 | H | Montana St. | 61 43 |
| | | | | | | | | | | | | | 138 | H | Pepperdine | 65 63 |
| | | | | | | | | | | | | | 146 | H | Montana | 50 34 |
| | | | | | | | | | | | | | 164 | A | Portland St. | 58 57 |
| | | | | | | | | | | | | | 197 | H | Eastern Wash. | 63 48 |
| | | | | | | | | | | | | | 235 | A | Sacramento St. | 56 42 |
| | | | | | | | | | | | | | 235 | H | Sacramento St. | 73 43 |
| | | | | | | | | | | | | | 257 | A | Southern Utah | 69 57 |
| | | | | | | | | | | | | | 266 | A | Northern Ariz. | 80 69 |
| | | | | | | | | | | | | | 269 | H | Utah Valley | 80 68 |
| | | | | | | | | | | | | | 287 | A | California Baptist | 72 57 |
| | | | | | | | | | | | | | 294 | N | Kennesaw St. | 60 49 |
| | | | | | | | | | | | | | 307 | A | Weber St. | 70 57 |
| LAST 12 Division I GAMES: | | | | | | | | | | | | | | | | |
| 235 | A | Sacramento St. | 56 42 | 164 | A | Portland St. | 58 57 | | | | | | | | | |
| 132 | H | Montana St. | 61 43 | 266 | A | Northern Ariz. | 80 69 | | | | | | | | | |
| 146 | H | Montana | 50 34 | 257 | A | Southern Utah | 69 57 | | | | | | | | | |
| 115 | A | Northern Colo. | 56 60 | 197 | H | Eastern Wash. | 63 48 | | | | | | | | | |
| 235 | H | Sacramento St. | 73 43 | 95 | H | Idaho | 72 86 | | | | | | | | | |
| 307 | A | Weber St. | 70 57 | 138 | H | Pepperdine | 65 63 | | | | | | | | | |

Non-Div I Games: Benedictine Mesa 88 51

Idaho St.

| | | | | | | | | | | |
|-------------------|----------|-----------|----------------|------------|-------------|---------------|------|------|-------|-----------|
| Average RPI Win: | 244 | WON-LOST | WINNING | LAST 10 | STRENGTH OF | OPP. STRENGTH | TEAM | ADJ. | CONF. | ADJ CONF. |
| Average RPI Loss: | 75 | RECORD | PCT. RANK | GAMES | SCHEDULE | OF SCHEDULE | RPI | RPI | RPI | RPI |
| DIV. I ONLY | 9- 12 | 216 | 0- 1 | 116 | 88 | 189 | 189 | 4 | 4 | |
| DIV. I NON-CONF. | 8- 3 | 72 | 0- 0 | 276 | 273 | 173 | 173 | 6 | 6 | |
| TOTALS | RPI 1-25 | RPI 26-50 | W-L RECORDS | RPI 51-100 | RPI 101-150 | RPI 150+ | | | | |
| 9- 12 | 0- 3 | 0- 3 | OVERALL | 0- 3 | 1- 2 | 8- 1 | | | | |
| 7- 6 | 0- 2 | 0- 2 | HOME | 0- 2 | 0- 0 | 7- 0 | | | | |
| 2- 5 | 0- 1 | 0- 1 | AWAY | 0- 1 | 1- 2 | 1- 0 | | | | |
| 0- 1 | 0- 0 | 0- 0 | NEUTRAL | 0- 0 | 0- 0 | 0- 1 | | | | |
| 8- 3 | 0- 0 | 0- 2 | NON-CONFERENCE | 0- 0 | 0- 0 | 8- 1 | | | | |
| 7- 1 | 0- 0 | 0- 1 | HOME | 0- 0 | 0- 0 | 7- 0 | | | | |
| 1- 1 | 0- 0 | 0- 1 | AWAY | 0- 0 | 0- 0 | 1- 0 | | | | |
| 0- 1 | 0- 0 | 0- 0 | NEUTRAL | 0- 0 | 0- 0 | 0- 1 | | | | |
| 1- 9 | 0- 3 | 0- 1 | CONFERENCE | 0- 3 | 1- 2 | 0- 0 | | | | |
| 0- 5 | 0- 2 | 0- 1 | HOME | 0- 2 | 0- 0 | 0- 0 | | | | |
| 1- 4 | 0- 1 | 0- 0 | AWAY | 0- 1 | 1- 2 | 0- 0 | | | | |
| 0- 0 | 0- 0 | 0- 0 | NEUTRAL | 0- 0 | 0- 0 | 0- 0 | | | | |

| RPI 1-25 | | | | RPI 26-50 | | | | RPI 51-100 | | | | RPI 101+ Team's RPI: 189 | | | |
|---------------------------|---|--------------|-------|-----------|---|--------------|-------|------------|---|--------------|-------|--------------------------|---|----------------|---------|
| RPI | S | Opponent | Score | RPI | S | Opponent | Score | RPI | S | Opponent | Score | RPI | S | Opponent | Score |
| 13 | H | Iowa | 75 94 | 32 | H | Indiana | 83 85 | 85 | A | Northwestern | 45 68 | 109 | A | Ohio St. | 70 78 |
| 16 | H | Rutgers | 60 71 | 35 | H | Missouri | 45 67 | 85 | H | Northwestern | 56 64 | 114 | A | Penn St. | 48 62 |
| 24 | A | Michigan St. | 60 77 | 47 | A | Clemson | 67 69 | 100 | H | Nebraska | 67 77 | 129 | A | Minnesota | 66 62 |
| | | | | | | | | | | | | 172 | H | Indiana St. | 75 57 |
| | | | | | | | | | | | | 191 | H | Eastern Mich. | 72 66 |
| | | | | | | | | | | | | 234 | H | SIUE | 74 57 |
| | | | | | | | | | | | | 235 | N | Sacramento St. | 107 109 |
| | | | | | | | | | | | | 265 | H | Columbia | 76 69 |
| | | | | | | | | | | | | 289 | H | Murray St. | 84 52 |
| | | | | | | | | | | | | 291 | H | Valparaiso | 73 54 |
| | | | | | | | | | | | | 300 | H | Alabama A&M | 88 60 |
| | | | | | | | | | | | | 322 | A | Cal Poly | 74 51 |
| LAST 12 Division I GAMES: | | | | | | | | | | | | | | | |
| 85 | H | Northwestern | 56 64 | 109 | A | Ohio St. | 70 78 | | | | | | | | |
| 24 | A | Michigan St. | 60 77 | 129 | A | Minnesota | 66 62 | | | | | | | | |
| 13 | H | Iowa | 75 94 | 85 | A | Northwestern | 45 68 | | | | | | | | |
| 100 | H | Nebraska | 67 77 | 32 | H | Indiana | 83 85 | | | | | | | | |
| 114 | A | Penn St. | 48 62 | 35 | H | Missouri | 45 67 | | | | | | | | |
| 16 | H | Rutgers | 60 71 | 234 | H | SIUE | 74 57 | | | | | | | | |

Non-Div I Games:

Illinois

■ Loss,
 ■ Non-Conf,
 S Site,
 ■ Home
 ■ Away
 N Neutral

| | | | | | | | | | | |
|-------------------|----------|-----------|----------------|------------|-------------|---------------|------|------|-------|-----------|
| Average RPI Win: | 238 | WON-LOST | WINNING | LAST 10 | STRENGTH OF | OPP. STRENGTH | TEAM | ADJ. | CONF. | ADJ CONF. |
| Average RPI Loss: | 153 | RECORD | PCT. RANK | GAMES | SCHEDULE | OF SCHEDULE | RPI | RPI | RPI | RPI |
| DIV. I ONLY | 10- 9 | 149 | 1- 0 | 229 | 240 | 184 | 184 | 12 | 12 | |
| DIV. I NON-CONF. | 6- 4 | 125 | 0- 0 | 295 | 315 | 180 | 180 | 14 | 14 | |
| TOTALS | RPI 1-25 | RPI 26-50 | W-L RECORDS | RPI 51-100 | RPI 101-150 | RPI 150+ | | | | |
| 10- 9 | 0- 1 | 0- 1 | OVERALL | 1- 1 | 0- 0 | 9- 6 | | | | |
| 6- 3 | 0- 1 | 0- 0 | HOME | 1- 1 | 0- 0 | 5- 1 | | | | |
| 4- 6 | 0- 0 | 0- 1 | AWAY | 0- 0 | 0- 0 | 4- 5 | | | | |
| 0- 0 | 0- 0 | 0- 0 | NEUTRAL | 0- 0 | 0- 0 | 0- 0 | | | | |
| 6- 4 | 0- 0 | 0- 1 | NON-CONFERENCE | 0- 0 | 0- 0 | 6- 3 | | | | |
| 4- 0 | 0- 0 | 0- 0 | HOME | 0- 0 | 0- 0 | 4- 0 | | | | |
| 2- 4 | 0- 0 | 0- 1 | AWAY | 0- 0 | 0- 0 | 2- 3 | | | | |
| 0- 0 | 0- 0 | 0- 0 | NEUTRAL | 0- 0 | 0- 0 | 0- 0 | | | | |
| 4- 5 | 0- 1 | 0- 0 | CONFERENCE | 1- 1 | 0- 0 | 3- 3 | | | | |
| 2- 3 | 0- 1 | 0- 0 | HOME | 1- 1 | 0- 0 | 1- 1 | | | | |
| 2- 2 | 0- 0 | 0- 0 | AWAY | 0- 0 | 0- 0 | 2- 2 | | | | |
| 0- 0 | 0- 0 | 0- 0 | NEUTRAL | 0- 0 | 0- 0 | 0- 0 | | | | |

| RPI 1-25 | | | | RPI 26-50 | | | | RPI 51-100 | | | | RPI 101+ | | | | Team's RPI: 184 | |
|---------------------------|---|----------------|-------|-----------|---|--------------|-------|------------|---|--------------|-------|----------|---|----------------|-------|-----------------|--|
| RPI | S | Opponent | Score | RPI | S | Opponent | Score | RPI | S | Opponent | Score | RPI | S | Opponent | Score | | |
| 19 | H | Drake | 64 82 | 45 | A | Butler | 56 58 | 66 | H | Missouri St. | 47 59 | 154 | H | Southern Ill. | 60 52 | | |
| | | | | | | | | 94 | H | UNI | 66 64 | 156 | H | Bradley | 68 79 | | |
| | | | | | | | | | | | | 172 | A | Indiana St. | 44 59 | | |
| | | | | | | | | | | | | 191 | A | Eastern Mich. | 41 50 | | |
| | | | | | | | | | | | | 196 | H | Saint Louis | 72 67 | | |
| | | | | | | | | | | | | 219 | A | UMKC | 62 55 | | |
| | | | | | | | | | | | | 222 | H | North Dakota | 67 55 | | |
| | | | | | | | | | | | | 227 | A | Loyola Chicago | 59 62 | | |
| | | | | | | | | | | | | 234 | A | SIUE | 61 68 | | |
| | | | | | | | | | | | | 270 | A | Cleveland St. | 63 67 | | |
| | | | | | | | | | | | | 280 | A | Northern Ky. | 58 53 | | |
| | | | | | | | | | | | | 284 | H | Austin Peay | 61 49 | | |
| | | | | | | | | | | | | 291 | A | Valparaiso | 70 67 | | |
| | | | | | | | | | | | | 304 | H | Oakland | 62 56 | | |
| | | | | | | | | | | | | 337 | A | Evansville | 72 61 | | |
| LAST 12 Division I GAMES: | | | | | | | | | | | | | | | | | |
| 227 | A | Loyola Chicago | 59 62 | 291 | A | Valparaiso | 70 67 | | | | | | | | | | |
| 156 | H | Bradley | 68 79 | 19 | H | Drake | 64 82 | | | | | | | | | | |
| 66 | H | Missouri St. | 47 59 | 94 | H | UNI | 66 64 | | | | | | | | | | |
| 154 | H | Southern Ill. | 60 52 | 219 | A | UMKC | 62 55 | | | | | | | | | | |
| 337 | A | Evansville | 72 61 | 196 | H | Saint Louis | 72 67 | | | | | | | | | | |
| 172 | A | Indiana St. | 44 59 | 280 | A | Northern Ky. | 58 53 | | | | | | | | | | |

Non-Div I Games: Maryville (MO) 61 52

Illinois St.

| Average RPI Win: | 312 | WON-LOST | WINNING | LAST 10 | STRENGTH OF | OPP. STRENGTH | TEAM | ADJ. | CONF. | ADJ CONF. |
|-------------------|----------|-----------|----------------|------------|-------------|---------------|------|------|-------|-----------|
| Average RPI Loss: | 171 | RECORD | PCT. RANK | GAMES | SCHEDULE | OF SCHEDULE | RPI | RPI | RPI | RPI |
| DIV. I ONLY | 2- 18 | 339 | 0- 1 | 203 | 261 | 324 | 324 | 27 | 27 | |
| DIV. I NON-CONF. | 0- 11 | 336 | 0- 0 | 93 | 197 | 308 | 308 | 23 | 23 | |
| TOTALS | RPI 1-25 | RPI 26-50 | W-L RECORDS | RPI 51-100 | RPI 101-150 | RPI 150+ | | | | |
| 2- 18 | 0- 1 | 0- 2 | OVERALL | 0- 4 | 0- 2 | 2- 9 | | | | |
| 1- 7 | 0- 0 | 0- 1 | HOME | 0- 3 | 0- 1 | 1- 2 | | | | |
| 1- 11 | 0- 1 | 0- 1 | AWAY | 0- 1 | 0- 1 | 1- 7 | | | | |
| 0- 0 | 0- 0 | 0- 0 | NEUTRAL | 0- 0 | 0- 0 | 0- 0 | | | | |
| 0- 11 | 0- 1 | 0- 2 | NON-CONFERENCE | 0- 2 | 0- 2 | 0- 4 | | | | |
| 0- 4 | 0- 0 | 0- 1 | HOME | 0- 1 | 0- 1 | 0- 1 | | | | |
| 0- 7 | 0- 1 | 0- 1 | AWAY | 0- 1 | 0- 1 | 0- 3 | | | | |
| 0- 0 | 0- 0 | 0- 0 | NEUTRAL | 0- 0 | 0- 0 | 0- 0 | | | | |
| 2- 7 | 0- 0 | 0- 0 | CONFERENCE | 0- 2 | 0- 0 | 2- 5 | | | | |
| 1- 3 | 0- 0 | 0- 0 | HOME | 0- 2 | 0- 0 | 1- 1 | | | | |
| 1- 4 | 0- 0 | 0- 0 | AWAY | 0- 0 | 0- 0 | 1- 4 | | | | |
| 0- 0 | 0- 0 | 0- 0 | NEUTRAL | 0- 0 | 0- 0 | 0- 0 | | | | |

| RPI S | Opponent | Score | RPI S | Opponent | Score | RPI S | Opponent | Score | RPI S | Opponent | Score | Team's RPI: 324 |
|---------------------------|--------------------|-------|-------|-----------------|-------|-------|--------------------|-------|-------|-------------------|-------|-----------------|
| 17 | A Arizona St. | 43 81 | 36 | A South Dakota | 43 96 | 65 | H SFA | 56 66 | 113 | H UT Arlington | 49 97 | |
| | | | 38 | H Rice | 63 74 | 71 | H Lamar University | 51 77 | 129 | A Minnesota | 39 75 | |
| | | | | | | 72 | A Arizona | 42 84 | 192 | A Nicholls St. | 62 86 | |
| | | | | | | 96 | H Houston | 60 79 | 207 | H Sam Houston St. | 56 76 | |
| | | | | | | | | | 208 | A Massachusetts | 59 71 | |
| | | | | | | | | | 251 | A San Diego St. | 38 81 | |
| | | | | | | | | | 293 | A Central Ark. | 43 74 | |
| | | | | | | | | | 307 | H Weber St. | 64 72 | |
| | | | | | | | | | 311 | A New Orleans | 55 58 | |
| | | | | | | | | | 311 | H New Orleans | 81 69 | |
| | | | | | | | | | 312 | A McNeese | 68 66 | |
| | | | | | | | | | 339 | A Houston Baptist | 59 60 | |
| | | | | | | | | | 340 | A Grand Canyon | 63 74 | |
| LAST 12 Division I GAMES: | | | | | | | | | | | | |
| 339 | A Houston Baptist | 59 60 | 311 | A New Orleans | 55 58 | | | | | | | |
| 311 | H New Orleans | 81 69 | 192 | A Nicholls St. | 62 86 | | | | | | | |
| 71 | H Lamar University | 51 77 | 312 | A McNeese | 68 66 | | | | | | | |
| 65 | H SFA | 56 66 | 38 | H Rice | 63 74 | | | | | | | |
| 293 | A Central Ark. | 43 74 | 208 | A Massachusetts | 59 71 | | | | | | | |
| 207 | H Sam Houston St. | 56 76 | 129 | A Minnesota | 39 75 | | | | | | | |

Non-Div I Games:

Incarnate Word

Indiana

Through Games Of Feb. 3, 2019

| | | | | | | | | | | |
|-------------------|----------|-----------|----------------|------------|-------------|---------------|------|------|-------|-----------|
| Average RPI Win: | 126 | WON-LOST | WINNING | LAST 10 | STRENGTH OF | OPP. STRENGTH | TEAM | ADJ. | CONF. | ADJ CONF. |
| Average RPI Loss: | 76 | RECORD | PCT. RANK | GAMES | SCHEDULE | OF SCHEDULE | RPI | RPI | RPI | RPI |
| DIV. I ONLY | 17- 6 | 57 | 1- 0 | 64 | 29 | 32 | 32 | 4 | 4 | |
| DIV. I NON-CONF. | 11- 1 | 13 | 0- 0 | 121 | 40 | 20 | 20 | 6 | 6 | |
| TOTALS | RPI 1-25 | RPI 26-50 | W-L RECORDS | RPI 51-100 | RPI 101-150 | RPI 150+ | | | | |
| 17- 6 | 1- 2 | 3- 1 | OVERALL | 5- 1 | 2- 1 | 6- 1 | | | | |
| 9- 2 | 1- 1 | 1- 0 | HOME | 3- 1 | 1- 0 | 3- 0 | | | | |
| 6- 3 | 0- 1 | 1- 1 | AWAY | 2- 0 | 0- 1 | 3- 0 | | | | |
| 2- 1 | 0- 0 | 1- 0 | NEUTRAL | 0- 0 | 1- 0 | 0- 1 | | | | |
| 11- 1 | 0- 0 | 3- 0 | NON-CONFERENCE | 3- 0 | 1- 0 | 4- 1 | | | | |
| 6- 0 | 0- 0 | 1- 0 | HOME | 2- 0 | 0- 0 | 3- 0 | | | | |
| 3- 0 | 0- 0 | 1- 0 | AWAY | 1- 0 | 0- 0 | 1- 0 | | | | |
| 2- 1 | 0- 0 | 1- 0 | NEUTRAL | 0- 0 | 1- 0 | 0- 1 | | | | |
| 6- 5 | 1- 2 | 0- 1 | CONFERENCE | 2- 1 | 1- 1 | 2- 0 | | | | |
| 3- 2 | 1- 1 | 0- 0 | HOME | 1- 1 | 1- 0 | 0- 0 | | | | |
| 3- 3 | 0- 1 | 0- 1 | AWAY | 1- 0 | 0- 1 | 2- 0 | | | | |
| 0- 0 | 0- 0 | 0- 0 | NEUTRAL | 0- 0 | 0- 0 | 0- 0 | | | | |

| RPI 1-25 | | | | RPI 26-50 | | | | Team's RPI: 32 | RPI 51-100 | | | | RPI 101+ | | | |
|---------------------------|---|--------------|-------|-----------|---|--------------|-------|----------------|------------|---|---------------|-------|----------|---|------------------|-------|
| RPI | S | Opponent | Score | RPI | S | Opponent | Score | | RPI | S | Opponent | Score | RPI | S | Opponent | Score |
| 16 | A | Rutgers | 64 69 | 36 | N | South Dakota | 68 60 | | 55 | H | Michigan | 70 60 | 109 | A | Ohio St. | 50 55 |
| 18 | H | Maryland | 56 76 | 44 | A | Purdue | 53 56 | | 66 | H | Missouri St. | 98 74 | 111 | N | Loyola Marymount | 67 43 |
| 24 | H | Michigan St. | 68 64 | 45 | H | Butler | 66 46 | | 85 | H | Northwestern | 69 75 | 114 | H | Penn St. | 83 75 |
| | | | | 49 | A | UCLA | 67 65 | | 98 | H | Northern Ill. | 91 73 | 178 | A | Wisconsin | 75 68 |
| | | | | | | | | | 99 | A | Wake Forest | 87 73 | 181 | N | Grambling | 62 65 |
| | | | | | | | | | 100 | A | Nebraska | 82 78 | 189 | A | Illinois | 85 83 |
| | | | | | | | | | | | | | 193 | H | Milwaukee | 68 66 |
| | | | | | | | | | | | | | 206 | H | Florida | 83 64 |
| | | | | | | | | | | | | | 282 | H | North Florida | 75 52 |
| | | | | | | | | | | | | | 304 | A | Oakland | 59 32 |
| LAST 12 Division I GAMES: | | | | | | | | | | | | | | | | |
| 16 | A | Rutgers | 64 69 | 100 | A | Nebraska | 82 78 | | | | | | | | | |
| 18 | H | Maryland | 56 76 | 109 | A | Ohio St. | 50 55 | | | | | | | | | |
| 55 | H | Michigan | 70 60 | 24 | H | Michigan St. | 68 64 | | | | | | | | | |
| 44 | A | Purdue | 53 56 | 114 | H | Penn St. | 83 75 | | | | | | | | | |
| 85 | H | Northwestern | 69 75 | 189 | A | Illinois | 85 83 | | | | | | | | | |
| 178 | A | Wisconsin | 75 68 | 36 | N | South Dakota | 68 60 | | | | | | | | | |

Non-Div I Games:

Indiana

■ Loss,
■ Non-Conf, S Site,
■ Home
■ Away
N Neutral

| | | | | | | | | | | |
|-------------------|----------|-----------|----------------|------------|-------------|---------------|------|------|-------|-----------|
| Average RPI Win: | 253 | WON-LOST | WINNING | LAST 10 | STRENGTH OF | OPP. STRENGTH | TEAM | ADJ. | CONF. | ADJ CONF. |
| Average RPI Loss: | 136 | RECORD | PCT. RANK | GAMES | SCHEDULE | OF SCHEDULE | RPI | RPI | RPI | RPI |
| DIV. I ONLY | 9- 10 | 187 | 1- 0 | 178 | 265 | 172 | 172 | 12 | 12 | |
| DIV. I NON-CONF. | 5- 5 | 162 | 0- 0 | 224 | 334 | 176 | 176 | 14 | 14 | |
| TOTALS | RPI 1-25 | RPI 26-50 | W-L RECORDS | RPI 51-100 | RPI 101-150 | RPI 150+ | | | | |
| 9- 10 | 0- 1 | 0- 1 | OVERALL | 0- 2 | 0- 1 | 9- 5 | | | | |
| 2- 4 | 0- 1 | 0- 0 | HOME | 0- 1 | 0- 1 | 2- 1 | | | | |
| 7- 5 | 0- 0 | 0- 1 | AWAY | 0- 1 | 0- 0 | 7- 3 | | | | |
| 0- 1 | 0- 0 | 0- 0 | NEUTRAL | 0- 0 | 0- 0 | 0- 1 | | | | |
| 5- 5 | 0- 0 | 0- 1 | NON-CONFERENCE | 0- 0 | 0- 1 | 5- 3 | | | | |
| 1- 1 | 0- 0 | 0- 0 | HOME | 0- 0 | 0- 1 | 1- 0 | | | | |
| 4- 3 | 0- 0 | 0- 1 | AWAY | 0- 0 | 0- 0 | 4- 2 | | | | |
| 0- 1 | 0- 0 | 0- 0 | NEUTRAL | 0- 0 | 0- 0 | 0- 1 | | | | |
| 4- 5 | 0- 1 | 0- 0 | CONFERENCE | 0- 2 | 0- 0 | 4- 2 | | | | |
| 1- 3 | 0- 1 | 0- 0 | HOME | 0- 1 | 0- 0 | 1- 1 | | | | |
| 3- 2 | 0- 0 | 0- 0 | AWAY | 0- 1 | 0- 0 | 3- 1 | | | | |
| 0- 0 | 0- 0 | 0- 0 | NEUTRAL | 0- 0 | 0- 0 | 0- 0 | | | | |

| RPI 1-25 | | | | RPI 26-50 | | | | RPI 51-100 | | | | RPI 101+ Team's RPI: 172 | | | |
|---------------------------|---|----------------|-------|-----------|---|---------------|-------|------------|---|--------------|-------|--------------------------|---|-------------------|-------|
| RPI | S | Opponent | Score | RPI | S | Opponent | Score | RPI | S | Opponent | Score | RPI | S | Opponent | Score |
| 19 | H | Drake | 68 70 | 45 | A | Butler | 49 72 | 66 | A | Missouri St. | 58 71 | 135 | H | IUPUI | 59 64 |
| | | | | | | | | 94 | H | UNI | 51 71 | 152 | N | UC Irvine | 61 77 |
| | | | | | | | | | | | | 154 | A | Southern Ill. | 61 58 |
| | | | | | | | | | | | | 156 | H | Bradley | 45 61 |
| | | | | | | | | | | | | 184 | H | Illinois St. | 59 44 |
| | | | | | | | | | | | | 189 | A | Illinois | 57 75 |
| | | | | | | | | | | | | 196 | A | Saint Louis | 60 56 |
| | | | | | | | | | | | | 213 | A | Southeast Mo. St. | 62 51 |
| | | | | | | | | | | | | 227 | A | Loyola Chicago | 54 56 |
| | | | | | | | | | | | | 229 | A | Marshall | 62 53 |
| | | | | | | | | | | | | 278 | A | Eastern Ill. | 39 63 |
| | | | | | | | | | | | | 291 | A | Valparaiso | 86 82 |
| | | | | | | | | | | | | 333 | H | UIC | 60 53 |
| | | | | | | | | | | | | 337 | A | Evansville | 76 69 |
| | | | | | | | | | | | | 340 | A | Grand Canyon | 88 81 |
| LAST 12 Division I GAMES: | | | | | | | | | | | | | | | |
| 94 | H | UNI | 51 71 | 337 | A | Evansville | 76 69 | | | | | | | | |
| 19 | H | Drake | 68 70 | 154 | A | Southern Ill. | 61 58 | | | | | | | | |
| 227 | A | Loyola Chicago | 54 56 | 66 | A | Missouri St. | 58 71 | | | | | | | | |
| 291 | A | Valparaiso | 86 82 | 278 | A | Eastern Ill. | 39 63 | | | | | | | | |
| 156 | H | Bradley | 45 61 | 45 | A | Butler | 49 72 | | | | | | | | |
| 184 | H | Illinois St. | 59 44 | 333 | H | UIC | 60 53 | | | | | | | | |

Non-Div I Games: Davenport 79 43

Indiana St.

■ Loss,
 ■ Non-Conf,
 ■ S Site,
 ■ Home
 ■ A Away
 N Neutral

| | | | | | | | | | |
|------------------------------|----------|-----------|----------------|-------------|---------------|----------|------|-------|-----------|
| Average RPI Win: 188 | WON-LOST | WINNING | LAST 10 | STRENGTH OF | OPP. STRENGTH | TEAM | ADJ. | CONF. | ADJ CONF. |
| Average RPI Loss: 173 | RECORD | PCT. RANK | GAMES | SCHEDULE | OF SCHEDULE | RPI | RPI | RPI | RPI |
| DIV. I ONLY | 1- 20 | 349 | 0- 1 | 153 | 219 | 329 | 329 | 26 | 26 |
| DIV. I NON-CONF. | 1- 10 | 330 | 0- 0 | 65 | 119 | 278 | 278 | 28 | 28 |
| TOTALS | RPI 1-25 | RPI 26-50 | W-L RECORDS | RPI 51-100 | RPI 101-150 | RPI 150+ | | | |
| 1- 20 | 0- 1 | 0- 1 | OVERALL | 0- 4 | 0- 3 | 1- 11 | | | |
| 1- 11 | 0- 1 | 0- 0 | HOME | 0- 2 | 0- 2 | 1- 6 | | | |
| 0- 9 | 0- 0 | 0- 1 | AWAY | 0- 2 | 0- 1 | 0- 5 | | | |
| 0- 0 | 0- 0 | 0- 0 | NEUTRAL | 0- 0 | 0- 0 | 0- 0 | | | |
| 1- 10 | 0- 1 | 0- 1 | NON-CONFERENCE | 0- 3 | 0- 2 | 1- 3 | | | |
| 1- 5 | 0- 1 | 0- 0 | HOME | 0- 1 | 0- 2 | 1- 1 | | | |
| 0- 5 | 0- 0 | 0- 1 | AWAY | 0- 2 | 0- 0 | 0- 2 | | | |
| 0- 0 | 0- 0 | 0- 0 | NEUTRAL | 0- 0 | 0- 0 | 0- 0 | | | |
| 0- 10 | 0- 0 | 0- 0 | CONFERENCE | 0- 1 | 0- 1 | 0- 8 | | | |
| 0- 6 | 0- 0 | 0- 0 | HOME | 0- 1 | 0- 0 | 0- 5 | | | |
| 0- 4 | 0- 0 | 0- 0 | AWAY | 0- 0 | 0- 1 | 0- 3 | | | |
| 0- 0 | 0- 0 | 0- 0 | NEUTRAL | 0- 0 | 0- 0 | 0- 0 | | | |

| RPI 1-25 | | | | RPI 26-50 | | | | RPI 51-100 | | | | RPI 101+ Team's RPI: 329 | | | |
|---------------------------|---|---------------|--------------|-----------|---|------------|--------------|------------|---|-------------|--------------|--------------------------|---|-------------------|--------------|
| RPI | S | Opponent | Score | RPI | S | Opponent | Score | RPI | S | Opponent | Score | RPI | S | Opponent | Score |
| 21 | H | Central Mich. | 39 82 | 48 | A | Bucknell | 43 81 | 60 | H | Quinnipiac | 39 76 | 125 | H | St. John's (NY) | 35 61 |
| | | | | | | | | 81 | H | Penn | 43 66 | 140 | H | Fordham | 40 57 |
| | | | | | | | | 82 | A | Toledo | 38 84 | 150 | A | Marist | 36 76 |
| | | | | | | | | 92 | A | Kansas | 44 75 | 165 | H | Stony Brook | 51 53 |
| | | | | | | | | | | | | 186 | A | Temple | 39 59 |
| | | | | | | | | | | | | 188 | H | George Washington | 52 43 |
| | | | | | | | | | | | | 194 | H | Rider | 58 66 |
| | | | | | | | | | | | | 230 | H | Monmouth | 38 55 |
| | | | | | | | | | | | | 231 | A | Niagara | 53 72 |
| | | | | | | | | | | | | 231 | H | Niagara | 46 58 |
| | | | | | | | | | | | | 250 | A | Hofstra | 49 74 |
| | | | | | | | | | | | | 267 | H | Canisius | 40 48 |
| | | | | | | | | | | | | 271 | A | Siena | 47 59 |
| | | | | | | | | | | | | 316 | H | Fairfield | 42 55 |
| | | | | | | | | | | | | 319 | A | Manhattan | 33 55 |
| LAST 12 Division I GAMES: | | | | | | | | | | | | | | | |
| | | | | 60 | H | Quinnipiac | 39 76 | 231 | A | Niagara | 53 72 | | | | |
| | | | | 316 | H | Fairfield | 42 55 | 267 | H | Canisius | 40 48 | | | | |
| | | | | 150 | A | Marist | 36 76 | 271 | A | Siena | 47 59 | | | | |
| | | | | 319 | A | Manhattan | 33 55 | 230 | H | Monmouth | 38 55 | | | | |
| | | | | 194 | H | Rider | 58 66 | 140 | H | Fordham | 40 57 | | | | |
| | | | | 231 | H | Niagara | 46 58 | 165 | H | Stony Brook | 51 53 | | | | |

Non-Div I Games:

Iona

■ Loss,
 ■ Non-Conf, S Site,
 ■ Home
 ■ Away
 N Neutral

| | | | | | | | | | | | |
|----------------------|------|----------|-----------|----------------|-------------|------|---------------|-------------|------|----------|-----------|
| Average RPI Win: 118 | | WON-LOST | WINNING | LAST 10 | STRENGTH OF | | OPP. STRENGTH | TEAM | ADJ. | CONF. | ADJ CONF. |
| Average RPI Loss: 29 | | RECORD | PCT. RANK | GAMES | SCHEDULE | | OF SCHEDULE | RPI | RPI | RPI | RPI |
| DIV. I ONLY | | 17- 5 | 37 | 0- 1 | 11 | | 31 | 13 | 13 | 4 | 4 |
| DIV. I NON-CONF. | | 9- 2 | 43 | 0- 1 | 14 | | 48 | 10 | 10 | 6 | 6 |
| TOTALS | | RPI 1-25 | RPI 26-50 | | W-L RECORDS | | RPI 51-100 | RPI 101-150 | | RPI 150+ | |
| 17- 5 | 3- 3 | 1- 1 | | OVERALL | | 4- 1 | 4- 0 | | 5- 0 | | |
| 11- 0 | 2- 0 | 1- 0 | | HOME | | 3- 0 | 1- 0 | | 4- 0 | | |
| 5- 4 | 1- 2 | 0- 1 | | AWAY | | 0- 1 | 3- 0 | | 1- 0 | | |
| 1- 1 | 0- 1 | 0- 0 | | NEUTRAL | | 1- 0 | 0- 0 | | 0- 0 | | |
| 9- 2 | 2- 2 | 0- 0 | | NON-CONFERENCE | | 2- 0 | 2- 0 | | 3- 0 | | |
| 6- 0 | 1- 0 | 0- 0 | | HOME | | 1- 0 | 1- 0 | | 3- 0 | | |
| 2- 1 | 1- 1 | 0- 0 | | AWAY | | 0- 0 | 1- 0 | | 0- 0 | | |
| 1- 1 | 0- 1 | 0- 0 | | NEUTRAL | | 1- 0 | 0- 0 | | 0- 0 | | |
| 8- 3 | 1- 1 | 1- 1 | | CONFERENCE | | 2- 1 | 2- 0 | | 2- 0 | | |
| 5- 0 | 1- 0 | 1- 0 | | HOME | | 2- 0 | 0- 0 | | 1- 0 | | |
| 3- 3 | 0- 1 | 0- 1 | | AWAY | | 0- 1 | 2- 0 | | 1- 0 | | |
| 0- 0 | 0- 0 | 0- 0 | | NEUTRAL | | 0- 0 | 0- 0 | | 0- 0 | | |

| RPI | S | Opponent | Score |
|-----|---|--------------|--------|
| 1 | A | Notre Dame | 71 105 |
| 11 | H | Iowa St. | 73 70 |
| 16 | H | Rutgers | 72 66 |
| 19 | A | Drake | 91 82 |
| 23 | N | Florida St. | 67 71 |
| 24 | A | Michigan St. | 70 84 |

| RPI | S | Opponent | Score |
|-----|---|----------|-------|
| 44 | A | Purdue | 57 62 |
| 44 | H | Purdue | 72 58 |

| RPI | S | Opponent | Score |
|-----|---|---------------|-------|
| 55 | A | Michigan | 81 90 |
| 55 | H | Michigan | 75 61 |
| 62 | N | West Virginia | 84 81 |
| 94 | H | UNI | 83 57 |
| 100 | H | Nebraska | 77 71 |

| RPI | S | Opponent | Score |
|-----|---|---------------|--------|
| 114 | A | Penn St. | 81 61 |
| 116 | A | Western Ky. | 104 67 |
| 129 | A | Minnesota | 81 63 |
| 135 | H | IUPUI | 72 58 |
| 178 | H | Wisconsin | 71 53 |
| 183 | H | Oral Roberts | 90 77 |
| 189 | A | Illinois | 94 75 |
| 212 | H | Robert Morris | 92 63 |
| 345 | H | N.C. Central | 106 39 |

LAST 12 Division I GAMES:

| | | | | | | | |
|-----|---|----------|-------|-----|---|--------------|-------|
| 114 | A | Penn St. | 81 61 | 23 | N | Florida St. | 67 71 |
| 55 | A | Michigan | 81 90 | 129 | A | Minnesota | 81 63 |
| 44 | H | Purdue | 72 58 | 44 | A | Purdue | 57 62 |
| 16 | H | Rutgers | 72 66 | 178 | H | Wisconsin | 71 53 |
| 189 | A | Illinois | 94 75 | 100 | H | Nebraska | 77 71 |
| 55 | H | Michigan | 75 61 | 24 | A | Michigan St. | 70 84 |

Non-Div I Games:

Iowa

■ Loss,
 ■ Non-Conf, S Site,
 ■ Home
 ■ Away
 N Neutral

| | | | | | | | | | | | |
|----------------------|------|----------|-----------|----------------|-------------|------|---------------|-------------|------|----------|-----------|
| Average RPI Win: 105 | | WON-LOST | WINNING | LAST 10 | STRENGTH OF | | OPP. STRENGTH | TEAM | ADJ. | CONF. | ADJ CONF. |
| Average RPI Loss: 28 | | RECORD | PCT. RANK | GAMES | SCHEDULE | | OF SCHEDULE | RPI | RPI | RPI | RPI |
| DIV. I ONLY | | 17- 5 | 37 | 3- 0 | 3 | | 44 | 11 | 11 | 3 | 3 |
| DIV. I NON-CONF. | | 10- 2 | 37 | 3- 0 | 10 | | 90 | 9 | 9 | 3 | 3 |
| TOTALS | | RPI 1-25 | RPI 26-50 | | W-L RECORDS | | RPI 51-100 | RPI 101-150 | | RPI 150+ | |
| 17- 5 | 1- 2 | 3- 2 | | OVERALL | | 7- 1 | 2- 0 | | 4- 0 | | |
| 13- 1 | 1- 0 | 3- 1 | | HOME | | 4- 0 | 2- 0 | | 3- 0 | | |
| 3- 4 | 0- 2 | 0- 1 | | AWAY | | 3- 1 | 0- 0 | | 0- 0 | | |
| 1- 0 | 0- 0 | 0- 0 | | NEUTRAL | | 0- 0 | 0- 0 | | 1- 0 | | |
| 10- 2 | 1- 1 | 3- 1 | | NON-CONFERENCE | | 2- 0 | 0- 0 | | 4- 0 | | |
| 9- 0 | 1- 0 | 3- 0 | | HOME | | 2- 0 | 0- 0 | | 3- 0 | | |
| 0- 2 | 0- 1 | 0- 1 | | AWAY | | 0- 0 | 0- 0 | | 0- 0 | | |
| 1- 0 | 0- 0 | 0- 0 | | NEUTRAL | | 0- 0 | 0- 0 | | 1- 0 | | |
| 7- 3 | 0- 1 | 0- 1 | | CONFERENCE | | 5- 1 | 2- 0 | | 0- 0 | | |
| 4- 1 | 0- 0 | 0- 1 | | HOME | | 2- 0 | 2- 0 | | 0- 0 | | |
| 3- 2 | 0- 1 | 0- 0 | | AWAY | | 3- 1 | 0- 0 | | 0- 0 | | |
| 0- 0 | 0- 0 | 0- 0 | | NEUTRAL | | 0- 0 | 0- 0 | | 0- 0 | | |

| RPI | S | Opponent | Score | RPI | S | Opponent | Score | RPI | S | Opponent | Score | RPI | S | Opponent | Score |
|---------------------------|---|----------|-------|-----|---|--------------|--------|-----|---|---------------|--------|-----|---|---------------|--------|
| 2 | A | Baylor | 69 84 | 27 | H | Miami (FL) | 75 52 | 51 | H | TCU | 92 54 | 143 | H | Texas Tech | 105 66 |
| 13 | A | Iowa | 70 73 | 29 | H | Texas | 62 64 | 58 | A | Kansas St. | 81 52 | 145 | H | Oklahoma | 104 78 |
| 19 | H | Drake | 86 81 | 36 | A | South Dakota | 59 64 | 58 | H | Kansas St. | 96 58 | 191 | N | Eastern Mich. | 85 59 |
| | | | | 48 | H | Bucknell | 86 61 | 62 | A | West Virginia | 64 73 | 198 | H | Prairie View | 94 46 |
| | | | | 50 | H | Auburn | 67 64 | 73 | H | Arkansas | 91 82 | 222 | H | North Dakota | 87 35 |
| | | | | | | | | 86 | A | Oklahoma St. | 84 71 | 231 | H | Niagara | 95 35 |
| | | | | | | | | 92 | A | Kansas | 82 73 | | | | |
| | | | | | | | | 98 | H | Northern Ill. | 70 60 | | | | |
| LAST 12 Division I GAMES: | | | | | | | | | | | | | | | |
| | | | | 50 | H | Auburn | 67 64 | 98 | H | Northern Ill. | 70 60 | | | | |
| | | | | 27 | H | Miami (FL) | 75 52 | 145 | H | Oklahoma | 104 78 | | | | |
| | | | | 58 | A | Kansas St. | 81 52 | 62 | A | West Virginia | 64 73 | | | | |
| | | | | 143 | H | Texas Tech | 105 66 | 29 | H | Texas | 62 64 | | | | |
| | | | | 86 | A | Oklahoma St. | 84 71 | 51 | H | TCU | 92 54 | | | | |
| | | | | 2 | A | Baylor | 69 84 | 92 | A | Kansas | 82 73 | | | | |

Non-Div I Games:

Iowa St.

| | | | | | | | | | |
|------------------------------|----------|-----------|----------------|-------------|---------------|----------|------|-------|-----------|
| Average RPI Win: 296 | WON-LOST | WINNING | LAST 10 | STRENGTH OF | OPP. STRENGTH | TEAM | ADJ. | CONF. | ADJ CONF. |
| Average RPI Loss: 184 | RECORD | PCT. RANK | GAMES | SCHEDULE | OF SCHEDULE | RPI | RPI | RPI | RPI |
| DIV. I ONLY | 5- 12 | 282 | 1- 0 | 312 | 293 | 303 | 303 | 29 | 29 |
| DIV. I NON-CONF. | 2- 7 | 288 | 0- 0 | 184 | 247 | 282 | 282 | 27 | 27 |
| TOTALS | RPI 1-25 | RPI 26-50 | W-L RECORDS | RPI 51-100 | RPI 101-150 | RPI 150+ | | | |
| 5- 12 | 0- 1 | 0- 0 | OVERALL | 0- 1 | 0- 2 | 5- 8 | | | |
| 3- 2 | 0- 0 | 0- 0 | HOME | 0- 0 | 0- 0 | 3- 2 | | | |
| 1- 9 | 0- 1 | 0- 0 | AWAY | 0- 1 | 0- 1 | 1- 6 | | | |
| 1- 1 | 0- 0 | 0- 0 | NEUTRAL | 0- 0 | 0- 1 | 1- 0 | | | |
| 2- 7 | 0- 1 | 0- 0 | NON-CONFERENCE | 0- 1 | 0- 2 | 2- 3 | | | |
| 1- 1 | 0- 0 | 0- 0 | HOME | 0- 0 | 0- 0 | 1- 1 | | | |
| 0- 5 | 0- 1 | 0- 0 | AWAY | 0- 1 | 0- 1 | 0- 2 | | | |
| 1- 1 | 0- 0 | 0- 0 | NEUTRAL | 0- 0 | 0- 1 | 1- 0 | | | |
| 3- 5 | 0- 0 | 0- 0 | CONFERENCE | 0- 0 | 0- 0 | 3- 5 | | | |
| 2- 1 | 0- 0 | 0- 0 | HOME | 0- 0 | 0- 0 | 2- 1 | | | |
| 1- 4 | 0- 0 | 0- 0 | AWAY | 0- 0 | 0- 0 | 1- 4 | | | |
| 0- 0 | 0- 0 | 0- 0 | NEUTRAL | 0- 0 | 0- 0 | 0- 0 | | | |

| RPI 1-25 | | | | RPI 26-50 | | | | RPI 51-100 | | | | RPI 101+ Team's RPI: 303 | | | |
|---------------------------|---|-----------------|---------------|-----------|---|------------------|--------------|------------|---|-------------|--------------|--------------------------|---|------------------|--------------|
| RPI | S | Opponent | Score | RPI | S | Opponent | Score | RPI | S | Opponent | Score | RPI | S | Opponent | Score |
| 8 | A | Mississippi St. | 38 105 | | | | | 73 | A | Arkansas | 57 76 | 113 | A | UT Arlington | 63 99 |
| | | | | | | | | | | | | 149 | N | Akron | 57 74 |
| | | | | | | | | | | | | 176 | H | Southern U. | 74 76 |
| | | | | | | | | | | | | 181 | A | Grambling | 77 74 |
| | | | | | | | | | | | | 198 | A | Prairie View | 57 76 |
| | | | | | | | | | | | | 214 | A | Memphis | 67 68 |
| | | | | | | | | | | | | 218 | A | Alabama St. | 67 74 |
| | | | | | | | | | | | | 240 | A | Louisiana | 61 68 |
| | | | | | | | | | | | | 244 | A | Texas Southern | 67 76 |
| | | | | | | | | | | | | 276 | H | Southeastern La. | 45 50 |
| | | | | | | | | | | | | 293 | H | Central Ark. | 65 56 |
| | | | | | | | | | | | | 300 | A | Alabama A&M | 55 58 |
| | | | | | | | | | | | | 321 | H | Mississippi Val. | 87 56 |
| | | | | | | | | | | | | 333 | N | UIC | 72 57 |
| | | | | | | | | | | | | 350 | H | Alcorn | 88 66 |
| LAST 12 Division I GAMES: | | | | | | | | | | | | | | | |
| 181 | A | Grambling | 77 74 | 321 | H | Mississippi Val. | 87 56 | 300 | A | Alabama A&M | 55 58 | 73 | A | Arkansas | 57 76 |
| 244 | A | Texas Southern | 67 76 | 333 | N | UIC | 72 57 | 149 | N | Akron | 57 74 | 276 | H | Southeastern La. | 45 50 |
| 198 | A | Prairie View | 57 76 | | | | | | | | | | | | |
| 176 | H | Southern U. | 74 76 | | | | | | | | | | | | |
| 350 | H | Alcorn | 88 66 | | | | | | | | | | | | |
| 218 | A | Alabama St. | 67 74 | | | | | | | | | | | | |

Non-Div I Games: Spring Hill 105 57 Millsaps 88 38

Jackson St.

■ Loss,
 ■ Non-Conf,
 ■ S Site,
 ■ Home
 ■ A Away
 N Neutral

Jacksonville

Through Games Of Feb. 3, 2019

| | | | | | | | | | |
|------------------------------|----------|-----------|----------------|-------------|---------------|----------|------|-------|-----------|
| Average RPI Win: 286 | WON-LOST | WINNING | LAST 10 | STRENGTH OF | OPP. STRENGTH | TEAM | ADJ. | CONF. | ADJ CONF. |
| Average RPI Loss: 162 | RECORD | PCT. RANK | GAMES | SCHEDULE | OF SCHEDULE | RPI | RPI | RPI | RPI |
| DIV. I ONLY | 8- 11 | 220 | 0- 1 | 238 | 312 | 215 | 215 | 24 | 24 |
| DIV. I NON-CONF. | 4- 6 | 212 | 0- 0 | 165 | 317 | 193 | 193 | 26 | 26 |
| TOTALS | RPI 1-25 | RPI 26-50 | W-L RECORDS | RPI 51-100 | RPI 101-150 | RPI 150+ | | | |
| 8- 11 | 0- 2 | 0- 0 | OVERALL | 0- 2 | 0- 1 | 8- 6 | | | |
| 2- 4 | 0- 0 | 0- 0 | HOME | 0- 0 | 0- 0 | 2- 4 | | | |
| 6- 5 | 0- 2 | 0- 0 | AWAY | 0- 1 | 0- 1 | 6- 1 | | | |
| 0- 2 | 0- 0 | 0- 0 | NEUTRAL | 0- 1 | 0- 0 | 0- 1 | | | |
| 4- 6 | 0- 2 | 0- 0 | NON-CONFERENCE | 0- 1 | 0- 1 | 4- 2 | | | |
| 1- 1 | 0- 0 | 0- 0 | HOME | 0- 0 | 0- 0 | 1- 1 | | | |
| 3- 3 | 0- 2 | 0- 0 | AWAY | 0- 0 | 0- 1 | 3- 0 | | | |
| 0- 2 | 0- 0 | 0- 0 | NEUTRAL | 0- 1 | 0- 0 | 0- 1 | | | |
| 4- 5 | 0- 0 | 0- 0 | CONFERENCE | 0- 1 | 0- 0 | 4- 4 | | | |
| 1- 3 | 0- 0 | 0- 0 | HOME | 0- 0 | 0- 0 | 1- 3 | | | |
| 3- 2 | 0- 0 | 0- 0 | AWAY | 0- 1 | 0- 0 | 3- 1 | | | |
| 0- 0 | 0- 0 | 0- 0 | NEUTRAL | 0- 0 | 0- 0 | 0- 0 | | | |

| RPI 1-25 | | | | RPI 26-50 | | | | RPI 51-100 | | | | RPI 101+ Team's RPI: 215 | | | |
|---------------------------|---|---------------|--------------|-----------|---|------------|--------------|------------|---|--------------|--------------|--------------------------|---|-----------------|--------------|
| RPI | S | Opponent | Score | RPI | S | Opponent | Score | RPI | S | Opponent | Score | RPI | S | Opponent | Score |
| 20 | A | Texas A&M | 53 73 | | | | | 67 | N | Old Dominion | 76 78 | 114 | A | Penn St. | 61 80 |
| 23 | A | Florida St. | 46 79 | | | | | 87 | A | FGCU | 58 82 | 155 | H | Mercer | 71 66 |
| | | | | | | | | | | | | 160 | H | North Ala. | 59 62 |
| | | | | | | | | | | | | 225 | A | Liberty | 64 52 |
| | | | | | | | | | | | | 225 | H | Liberty | 75 85 |
| | | | | | | | | | | | | 233 | H | Stetson | 56 69 |
| | | | | | | | | | | | | 258 | H | Bethune-Cookman | 56 58 |
| | | | | | | | | | | | | 282 | A | North Florida | 80 72 |
| | | | | | | | | | | | | 294 | A | Kennesaw St. | 55 75 |
| | | | | | | | | | | | | 300 | N | Alabama A&M | 60 65 |
| | | | | | | | | | | | | 308 | A | NJIT | 61 56 |
| | | | | | | | | | | | | 314 | A | FIU | 73 62 |
| | | | | | | | | | | | | 324 | H | Lipscomb | 62 47 |
| | | | | | | | | | | | | 330 | A | Charleston So. | 68 58 |
| | | | | | | | | | | | | 349 | A | Savannah St. | 68 58 |
| LAST 12 Division I GAMES: | | | | | | | | | | | | | | | |
| 233 | H | Stetson | 56 69 | 87 | A | FGCU | 58 82 | 294 | A | Kennesaw St. | 55 75 | 324 | H | Lipscomb | 62 47 |
| 225 | H | Liberty | 75 85 | 308 | A | NJIT | 61 56 | 155 | H | Mercer | 71 66 | 314 | A | FIU | 73 62 |
| 282 | A | North Florida | 80 72 | 160 | H | North Ala. | 59 62 | 300 | N | Alabama A&M | 60 65 | | | | |
| 308 | A | NJIT | 61 56 | 225 | A | Liberty | 64 52 | | | | | | | | |

Non-Div I Games: Webber Int'l 73 39 Edward Waters 100 48 Warner 105 55

Jacksonville

Loss, Non-Conf, S Site, H Home A Away N Neutral

| | | | | | | | | | | |
|-------------------|----------|-----------|----------------|------------|-------------|---------------|------|------|-------|-----------|
| Average RPI Win: | 278 | WON-LOST | WINNING | LAST 10 | STRENGTH OF | OPP. STRENGTH | TEAM | ADJ. | CONF. | ADJ CONF. |
| Average RPI Loss: | 126 | RECORD | PCT. RANK | GAMES | SCHEDULE | OF SCHEDULE | RPI | RPI | RPI | RPI |
| DIV. I ONLY | 9- 11 | 201 | 0- 1 | 253 | 212 | 223 | 223 | 22 | 22 | |
| DIV. I NON-CONF. | 5- 5 | 162 | 0- 1 | 264 | 179 | 200 | 200 | 20 | 20 | |
| TOTALS | RPI 1-25 | RPI 26-50 | W-L RECORDS | RPI 51-100 | RPI 101-150 | RPI 150+ | | | | |
| 9- 11 | 0- 0 | 0- 0 | OVERALL | 0- 5 | 0- 4 | 9- 2 | | | | |
| 3- 6 | 0- 0 | 0- 0 | HOME | 0- 3 | 0- 1 | 3- 2 | | | | |
| 6- 3 | 0- 0 | 0- 0 | AWAY | 0- 1 | 0- 2 | 6- 0 | | | | |
| 0- 2 | 0- 0 | 0- 0 | NEUTRAL | 0- 1 | 0- 1 | 0- 0 | | | | |
| 5- 5 | 0- 0 | 0- 0 | NON-CONFERENCE | 0- 3 | 0- 2 | 5- 0 | | | | |
| 1- 2 | 0- 0 | 0- 0 | HOME | 0- 2 | 0- 0 | 1- 0 | | | | |
| 4- 1 | 0- 0 | 0- 0 | AWAY | 0- 0 | 0- 1 | 4- 0 | | | | |
| 0- 2 | 0- 0 | 0- 0 | NEUTRAL | 0- 1 | 0- 1 | 0- 0 | | | | |
| 4- 6 | 0- 0 | 0- 0 | CONFERENCE | 0- 2 | 0- 2 | 4- 2 | | | | |
| 2- 4 | 0- 0 | 0- 0 | HOME | 0- 1 | 0- 1 | 2- 2 | | | | |
| 2- 2 | 0- 0 | 0- 0 | AWAY | 0- 1 | 0- 1 | 2- 0 | | | | |
| 0- 0 | 0- 0 | 0- 0 | NEUTRAL | 0- 0 | 0- 0 | 0- 0 | | | | |

| RPI S | Opponent | Score | RPI S | Opponent | Score | RPI S | Opponent | Score | RPI S | Opponent | Score | Team's RPI: 223 |
|---------------------------|----------|-------|-------|------------------|-------|-------|------------------|-------|-------|------------------|-------|-----------------|
| | | | | | | 54 | H Miami (OH) | 41 58 | 117 | A Morehead St. | 55 66 | |
| | | | | | | 63 | A Belmont | 52 66 | 123 | N Washington St. | 51 64 | |
| | | | | | | 63 | H Belmont | 41 64 | 142 | H Tennessee Tech | 49 66 | |
| | | | | | | 68 | N Harvard | 62 69 | 143 | A Texas Tech | 58 71 | |
| | | | | | | 91 | H Troy | 63 89 | 153 | H Georgia St. | 61 56 | |
| | | | | | | | | | 201 | A Ole Miss | 60 49 | |
| | | | | | | | | | 234 | H SIUE | 47 51 | |
| | | | | | | | | | 278 | H Eastern Ill. | 78 49 | |
| | | | | | | | | | 284 | H Austin Peay | 67 56 | |
| | | | | | | | | | 289 | H Murray St. | 59 64 | |
| | | | | | | | | | 290 | A Tennessee St. | 62 52 | |
| | | | | | | | | | 300 | A Alabama A&M | 55 48 | |
| | | | | | | | | | 323 | A Eastern Ky. | 53 44 | |
| | | | | | | | | | 324 | A Lipscomb | 58 46 | |
| | | | | | | | | | 348 | A Florida A&M | 62 31 | |
| LAST 12 Division I GAMES: | | | | | | | | | | | | |
| | | | 284 | H Austin Peay | 67 56 | 123 | N Washington St. | 51 64 | | | | |
| | | | 289 | H Murray St. | 59 64 | 234 | H SIUE | 47 51 | | | | |
| | | | 117 | A Morehead St. | 55 66 | 278 | H Eastern Ill. | 78 49 | | | | |
| | | | 323 | A Eastern Ky. | 53 44 | 290 | A Tennessee St. | 62 52 | | | | |
| | | | 142 | H Tennessee Tech | 49 66 | 63 | A Belmont | 52 66 | | | | |
| | | | 63 | H Belmont | 41 64 | 91 | H Troy | 63 89 | | | | |

Non-Div I Games: Montevallo 84 52

Jacksonville St.

■ Loss,
 ■ Non-Conf, S Site,
 ■ Home
 ■ Away
 N Neutral

| | | | | | | | | | | |
|-------------------|----------|-----------|----------------|------------|-------------|---------------|------|------|-------|-----------|
| Average RPI Win: | 182 | WON-LOST | WINNING | LAST 10 | STRENGTH OF | OPP. STRENGTH | TEAM | ADJ. | CONF. | ADJ CONF. |
| Average RPI Loss: | 106 | RECORD | PCT. RANK | GAMES | SCHEDULE | OF SCHEDULE | RPI | RPI | RPI | RPI |
| DIV. I ONLY | 16- 4 | 29 | 1- 0 | 147 | 136 | 42 | 42 | 10 | 10 | |
| DIV. I NON-CONF. | 8- 3 | 72 | 0- 0 | 175 | 152 | 61 | 61 | 11 | 11 | |
| TOTALS | RPI 1-25 | RPI 26-50 | W-L RECORDS | RPI 51-100 | RPI 101-150 | RPI 150+ | | | | |
| 16- 4 | 0- 1 | 0- 0 | OVERALL | 3- 1 | 4- 1 | 9- 1 | | | | |
| 10- 0 | 0- 0 | 0- 0 | HOME | 2- 0 | 4- 0 | 4- 0 | | | | |
| 6- 4 | 0- 1 | 0- 0 | AWAY | 1- 1 | 0- 1 | 5- 1 | | | | |
| 0- 0 | 0- 0 | 0- 0 | NEUTRAL | 0- 0 | 0- 0 | 0- 0 | | | | |
| 8- 3 | 0- 1 | 0- 0 | NON-CONFERENCE | 1- 1 | 2- 0 | 5- 1 | | | | |
| 5- 0 | 0- 0 | 0- 0 | HOME | 1- 0 | 2- 0 | 2- 0 | | | | |
| 3- 3 | 0- 1 | 0- 0 | AWAY | 0- 1 | 0- 0 | 3- 1 | | | | |
| 0- 0 | 0- 0 | 0- 0 | NEUTRAL | 0- 0 | 0- 0 | 0- 0 | | | | |
| 8- 1 | 0- 0 | 0- 0 | CONFERENCE | 2- 0 | 2- 1 | 4- 0 | | | | |
| 5- 0 | 0- 0 | 0- 0 | HOME | 1- 0 | 2- 0 | 2- 0 | | | | |
| 3- 1 | 0- 0 | 0- 0 | AWAY | 1- 0 | 0- 1 | 2- 0 | | | | |
| 0- 0 | 0- 0 | 0- 0 | NEUTRAL | 0- 0 | 0- 0 | 0- 0 | | | | |

| RPI 1-25 | | | | RPI 26-50 | | | | Team's RPI: 42 | | | | RPI 51-100 | | | | RPI 101+ | | | |
|---------------------------|---|--------------------|-------|-----------|---|-----------------|-------|----------------|---|----------|-------|------------|---|--------------|-------|----------|---|--------------------|--------|
| RPI | S | Opponent | Score | RPI | S | Opponent | Score | RPI | S | Opponent | Score | RPI | S | Opponent | Score | RPI | S | Opponent | Score |
| 18 | A | Maryland | 63 87 | | | | | | | | | 84 | H | Northeastern | 84 49 | 108 | H | Dayton | 68 55 |
| | | | | | | | | | | | | 88 | A | Drexel | 51 35 | 118 | A | UNCW | 63 66 |
| | | | | | | | | | | | | 93 | H | Georgetown | 69 57 | 119 | H | Towson | 71 59 |
| | | | | | | | | | | | | 99 | A | Wake Forest | 49 50 | 125 | H | St. John's (NY) | 64 51 |
| | | | | | | | | | | | | | | | | 147 | H | William & Mary | 65 48 |
| | | | | | | | | | | | | | | | | 161 | A | Delaware | 68 43 |
| | | | | | | | | | | | | | | | | 188 | H | George Washington | 50 37 |
| | | | | | | | | | | | | | | | | 190 | A | Hampton | 65 72 |
| | | | | | | | | | | | | | | | | 200 | H | Elon | 82 30 |
| | | | | | | | | | | | | | | | | 212 | A | Robert Morris | 59 36 |
| | | | | | | | | | | | | | | | | 225 | A | Liberty | 74 53 |
| | | | | | | | | | | | | | | | | 250 | H | Hofstra | 77 54 |
| | | | | | | | | | | | | | | | | 275 | H | Winthrop | 56 39 |
| | | | | | | | | | | | | | | | | 292 | A | Col. of Charleston | 91 50 |
| | | | | | | | | | | | | | | | | 347 | A | Delaware St. | 103 57 |
| LAST 12 Division I GAMES: | | | | | | | | | | | | | | | | | | | |
| 200 | H | Elon | 82 30 | 119 | H | Towson | 71 59 | | | | | | | | | | | | |
| 147 | H | William & Mary | 65 48 | 88 | A | Drexel | 51 35 | | | | | | | | | | | | |
| 292 | A | Col. of Charleston | 91 50 | 161 | A | Delaware | 68 43 | | | | | | | | | | | | |
| 118 | A | UNCW | 63 66 | 212 | A | Robert Morris | 59 36 | | | | | | | | | | | | |
| 84 | H | Northeastern | 84 49 | 125 | H | St. John's (NY) | 64 51 | | | | | | | | | | | | |
| 250 | H | Hofstra | 77 54 | 99 | A | Wake Forest | 49 50 | | | | | | | | | | | | |

Non-Div I Games:

James Madison

■ Loss,
■ Non-Conf, S Site,
■ Home
■ Away
N Neutral

Kansas

Through Games Of Feb. 3, 2019

| | | | | | | | | | | |
|-------------------|----------|-----------|----------------|------------|-------------|---------------|------|------|-------|-----------|
| Average RPI Win: | 180 | WON-LOST | WINNING | LAST 10 | STRENGTH OF | OPP. STRENGTH | TEAM | ADJ. | CONF. | ADJ CONF. |
| Average RPI Loss: | 61 | RECORD | PCT. RANK | GAMES | SCHEDULE | OF SCHEDULE | RPI | RPI | RPI | RPI |
| DIV. I ONLY | 12- 8 | 114 | 1- 0 | 80 | 60 | 92 | 92 | 3 | 3 | |
| DIV. I NON-CONF. | 10- 1 | 17 | 1- 0 | 245 | 178 | 48 | 48 | 3 | 3 | |
| TOTALS | RPI 1-25 | RPI 26-50 | W-L RECORDS | RPI 51-100 | RPI 101-150 | RPI 150+ | | | | |
| 12- 8 | 0- 2 | 0- 1 | OVERALL | 3- 4 | 2- 1 | 7- 0 | | | | |
| 8- 3 | 0- 2 | 0- 0 | HOME | 0- 1 | 1- 0 | 7- 0 | | | | |
| 2- 5 | 0- 0 | 0- 1 | AWAY | 2- 3 | 0- 1 | 0- 0 | | | | |
| 2- 0 | 0- 0 | 0- 0 | NEUTRAL | 1- 0 | 1- 0 | 0- 0 | | | | |
| 10- 1 | 0- 0 | 0- 0 | NON-CONFERENCE | 2- 1 | 1- 0 | 7- 0 | | | | |
| 7- 0 | 0- 0 | 0- 0 | HOME | 0- 0 | 0- 0 | 7- 0 | | | | |
| 1- 1 | 0- 0 | 0- 0 | AWAY | 1- 1 | 0- 0 | 0- 0 | | | | |
| 2- 0 | 0- 0 | 0- 0 | NEUTRAL | 1- 0 | 1- 0 | 0- 0 | | | | |
| 2- 7 | 0- 2 | 0- 1 | CONFERENCE | 1- 3 | 1- 1 | 0- 0 | | | | |
| 1- 3 | 0- 2 | 0- 0 | HOME | 0- 1 | 1- 0 | 0- 0 | | | | |
| 1- 4 | 0- 0 | 0- 1 | AWAY | 1- 2 | 0- 1 | 0- 0 | | | | |
| 0- 0 | 0- 0 | 0- 0 | NEUTRAL | 0- 0 | 0- 0 | 0- 0 | | | | |

| RPI | S | Opponent | Score | RPI | S | Opponent | Score | RPI | S | Opponent | Score | RPI | S | Opponent | Score |
|---------------------------|---|---------------|-------|-----|---|--------------|-------|-----|---|----------------|-------|-----|---|----------------|-------|
| 2 | H | Baylor | 68 94 | 29 | A | Texas | 43 62 | 51 | A | TCU | 53 58 | 123 | N | Washington St. | 71 63 |
| 11 | H | Iowa St. | 73 82 | | | | | 58 | A | Kansas St. | 61 54 | 143 | A | Texas Tech | 66 69 |
| | | | | | | | | 62 | A | West Virginia | 50 71 | 145 | H | Oklahoma | 88 79 |
| | | | | | | | | 64 | A | LSU | 68 61 | 181 | H | Grambling | 76 45 |
| | | | | | | | | 85 | N | Northwestern | 66 57 | 183 | H | Oral Roberts | 70 58 |
| | | | | | | | | 86 | H | Oklahoma St. | 62 72 | 202 | H | George Mason | 77 56 |
| | | | | | | | | 100 | A | Nebraska | 52 58 | 219 | H | UMKC | 67 55 |
| | | | | | | | | | | | | 273 | H | Vermont | 77 36 |
| | | | | | | | | | | | | 300 | H | Alabama A&M | 65 54 |
| | | | | | | | | | | | | 329 | H | Iona | 75 44 |
| LAST 12 Division I GAMES: | | | | | | | | | | | | | | | |
| 62 | A | West Virginia | 50 71 | 85 | N | Northwestern | 66 57 | 58 | A | Kansas St. | 61 54 | | | | |
| 145 | H | Oklahoma | 88 79 | 143 | A | Texas Tech | 66 69 | 11 | H | Iowa St. | 73 82 | | | | |
| 51 | A | TCU | 53 58 | 273 | H | Vermont | 77 36 | 123 | N | Washington St. | 71 63 | | | | |
| 29 | A | Texas | 43 62 | | | | | | | | | | | | |
| 86 | H | Oklahoma St. | 62 72 | | | | | | | | | | | | |
| 2 | H | Baylor | 68 94 | | | | | | | | | | | | |

Non-Div I Games:

Kansas

Loss, Non-Conf, S Site, H Home A Away N Neutral

| | | | | | | | | | | |
|-------------------|----------|-----------|----------------|------------|-------------|---------------|------|------|-------|-----------|
| Average RPI Win: | 147 | WON-LOST | WINNING | LAST 10 | STRENGTH OF | OPP. STRENGTH | TEAM | ADJ. | CONF. | ADJ CONF. |
| Average RPI Loss: | 33 | RECORD | PCT. RANK | GAMES | SCHEDULE | OF SCHEDULE | RPI | RPI | RPI | RPI |
| DIV. I ONLY | 13- 9 | 122 | 0- 1 | 31 | 10 | 58 | 58 | 3 | 3 | |
| DIV. I NON-CONF. | 9- 3 | 61 | 0- 0 | 98 | 31 | 54 | 54 | 3 | 3 | |
| TOTALS | RPI 1-25 | RPI 26-50 | W-L RECORDS | RPI 51-100 | RPI 101-150 | RPI 150+ | | | | |
| 13- 9 | 0- 5 | 1- 1 | OVERALL | 5- 3 | 2- 0 | 5- 0 | | | | |
| 10- 3 | 0- 1 | 1- 0 | HOME | 3- 2 | 1- 0 | 5- 0 | | | | |
| 2- 3 | 0- 2 | 0- 0 | AWAY | 1- 1 | 1- 0 | 0- 0 | | | | |
| 1- 3 | 0- 2 | 0- 1 | NEUTRAL | 1- 0 | 0- 0 | 0- 0 | | | | |
| 9- 3 | 0- 2 | 0- 1 | NON-CONFERENCE | 4- 0 | 0- 0 | 5- 0 | | | | |
| 7- 0 | 0- 0 | 0- 0 | HOME | 2- 0 | 0- 0 | 5- 0 | | | | |
| 1- 0 | 0- 0 | 0- 0 | AWAY | 1- 0 | 0- 0 | 0- 0 | | | | |
| 1- 3 | 0- 2 | 0- 1 | NEUTRAL | 1- 0 | 0- 0 | 0- 0 | | | | |
| 4- 6 | 0- 3 | 1- 0 | CONFERENCE | 1- 3 | 2- 0 | 0- 0 | | | | |
| 3- 3 | 0- 1 | 1- 0 | HOME | 1- 2 | 1- 0 | 0- 0 | | | | |
| 1- 3 | 0- 2 | 0- 0 | AWAY | 0- 1 | 1- 0 | 0- 0 | | | | |
| 0- 0 | 0- 0 | 0- 0 | NEUTRAL | 0- 0 | 0- 0 | 0- 0 | | | | |

| RPI 1-25 | | | | RPI 26-50 | | | | RPI 51-100 Team's RPI: 58 | | | | RPI 101+ | | | |
|---------------------------|---|---------------|-------|-----------|---|--------------|-------|---------------------------|---|------------------|-------|----------|---|--------------|-------|
| RPI | S | Opponent | Score | RPI | S | Opponent | Score | RPI | S | Opponent | Score | RPI | S | Opponent | Score |
| 2 | A | Baylor | 50 65 | 29 | H | Texas | 87 69 | 51 | H | TCU | 47 61 | 143 | A | Texas Tech | 66 62 |
| 10 | N | Syracuse | 61 70 | 37 | N | DePaul | 59 79 | 62 | A | West Virginia | 30 60 | 145 | H | Oklahoma | 86 56 |
| 11 | A | Iowa St. | 58 96 | | | | | 71 | H | Lamar University | 73 55 | 171 | H | Vanderbilt | 72 61 |
| 11 | H | Iowa St. | 52 81 | | | | | 77 | N | Princeton | 80 61 | 177 | H | North Texas | 60 42 |
| 17 | N | Arizona St. | 51 65 | | | | | 80 | A | Little Rock | 53 47 | 219 | H | UMKC | 61 50 |
| | | | | | | | | 86 | H | Oklahoma St. | 59 48 | 293 | H | Central Ark. | 70 54 |
| | | | | | | | | 92 | H | Kansas | 54 61 | 320 | H | Omaha | 61 46 |
| | | | | | | | | 94 | H | UNI | 72 62 | | | | |
| LAST 12 Division I GAMES: | | | | | | | | | | | | | | | |
| 51 | H | TCU | 47 61 | 11 | H | Iowa St. | 52 81 | | | | | | | | |
| 62 | A | West Virginia | 30 60 | 2 | A | Baylor | 50 65 | | | | | | | | |
| 86 | H | Oklahoma St. | 59 48 | 145 | H | Oklahoma | 86 56 | | | | | | | | |
| 143 | A | Texas Tech | 66 62 | 11 | A | Iowa St. | 58 96 | | | | | | | | |
| 29 | H | Texas | 87 69 | 94 | H | UNI | 72 62 | | | | | | | | |
| 92 | H | Kansas | 54 61 | 293 | H | Central Ark. | 70 54 | | | | | | | | |

Non-Div I Games:

Kansas St.

■ Loss,
 ■ Non-Conf, S Site,
 ■ Home
 ■ Away
 N Neutral

| Average RPI Win: | 268 | WON-LOST | WINNING | LAST 10 | STRENGTH OF | OPP. STRENGTH | TEAM | ADJ. | CONF. | ADJ CONF. |
|-------------------|----------|-----------|----------------|------------|-------------|---------------|------|------|-------|-----------|
| Average RPI Loss: | 175 | RECORD | PCT. RANK | GAMES | SCHEDULE | OF SCHEDULE | RPI | RPI | RPI | RPI |
| DIV. I ONLY | 4- 15 | 311 | 0- 1 | 160 | 309 | 294 | 294 | 24 | 24 | |
| DIV. I NON-CONF. | 3- 9 | 271 | 0- 0 | 149 | 300 | 271 | 271 | 26 | 26 | |
| TOTALS | RPI 1-25 | RPI 26-50 | W-L RECORDS | RPI 51-100 | RPI 101-150 | RPI 150+ | | | | |
| 4- 15 | 0- 1 | 0- 1 | OVERALL | 0- 2 | 0- 1 | 4- 10 | | | | |
| 3- 3 | 0- 0 | 0- 0 | HOME | 0- 1 | 0- 0 | 3- 2 | | | | |
| 0- 8 | 0- 0 | 0- 1 | AWAY | 0- 0 | 0- 1 | 0- 6 | | | | |
| 1- 4 | 0- 1 | 0- 0 | NEUTRAL | 0- 1 | 0- 0 | 1- 2 | | | | |
| 3- 9 | 0- 1 | 0- 1 | NON-CONFERENCE | 0- 1 | 0- 1 | 3- 5 | | | | |
| 2- 0 | 0- 0 | 0- 0 | HOME | 0- 0 | 0- 0 | 2- 0 | | | | |
| 0- 5 | 0- 0 | 0- 1 | AWAY | 0- 0 | 0- 1 | 0- 3 | | | | |
| 1- 4 | 0- 1 | 0- 0 | NEUTRAL | 0- 1 | 0- 0 | 1- 2 | | | | |
| 1- 6 | 0- 0 | 0- 0 | CONFERENCE | 0- 1 | 0- 0 | 1- 5 | | | | |
| 1- 3 | 0- 0 | 0- 0 | HOME | 0- 1 | 0- 0 | 1- 2 | | | | |
| 0- 3 | 0- 0 | 0- 0 | AWAY | 0- 0 | 0- 0 | 0- 3 | | | | |
| 0- 0 | 0- 0 | 0- 0 | NEUTRAL | 0- 0 | 0- 0 | 0- 0 | | | | |

| RPI S | Opponent | Score | RPI S | Opponent | Score | RPI S | Opponent | Score | RPI S | Opponent | Score | Team's RPI: 294 |
|---------------------------|---------------|-------|-------|-----------------|-------|-------|-----------|-------|-------|-----------------|--------|-----------------|
| 24 N | Michigan St. | 51 75 | 40 A | Georgia Tech | 35 60 | 74 N | Idaho St. | 49 60 | 106 A | Seton Hall | 80 102 | |
| | | | | | | 87 H | FGCU | 46 69 | 153 A | Georgia St. | 73 79 | |
| | | | | | | | | | 155 A | Mercer | 48 64 | |
| | | | | | | | | | 160 A | North Ala. | 55 80 | |
| | | | | | | | | | 215 H | Jacksonville | 75 55 | |
| | | | | | | | | | 217 A | East Carolina | 56 68 | |
| | | | | | | | | | 225 H | Liberty | 61 67 | |
| | | | | | | | | | 233 A | Stetson | 69 76 | |
| | | | | | | | | | 238 H | Furman | 74 63 | |
| | | | | | | | | | 258 N | Bethune-Cookman | 61 64 | |
| | | | | | | | | | 272 H | Ga. Southern | 78 59 | |
| | | | | | | | | | 282 H | North Florida | 60 71 | |
| | | | | | | | | | 301 N | UMBC | 53 57 | |
| | | | | | | | | | 308 A | NJIT | 60 66 | |
| | | | | | | | | | 345 N | N.C. Central | 78 54 | |
| LAST 12 Division I GAMES: | | | | | | | | | | | | |
| 282 H | North Florida | 60 71 | 233 A | Stetson | 69 76 | | | | | | | |
| 160 A | North Ala. | 55 80 | 345 N | N.C. Central | 78 54 | | | | | | | |
| 87 H | FGCU | 46 69 | 258 N | Bethune-Cookman | 61 64 | | | | | | | |
| 225 H | Liberty | 61 67 | 40 A | Georgia Tech | 35 60 | | | | | | | |
| 215 H | Jacksonville | 75 55 | 153 A | Georgia St. | 73 79 | | | | | | | |
| 308 A | NJIT | 60 66 | 155 A | Mercer | 48 64 | | | | | | | |

Non-Div I Games: Middle Ga. St. 80 70

Kennesaw St.

| | | | | | | | | | | |
|-------------------|----------|-----------|----------------|------------|-------------|---------------|------|------|-------|-----------|
| Average RPI Win: | 195 | WON-LOST | WINNING | LAST 10 | STRENGTH OF | OPP. STRENGTH | TEAM | ADJ. | CONF. | ADJ CONF. |
| Average RPI Loss: | 70 | RECORD | PCT. RANK | GAMES | SCHEDULE | OF SCHEDULE | RPI | RPI | RPI | RPI |
| DIV. I ONLY | 10- 8 | 137 | 1- 0 | 49 | 116 | 75 | 75 | 7 | 7 | |
| DIV. I NON-CONF. | 6- 4 | 125 | 0- 0 | 131 | 159 | 93 | 93 | 8 | 8 | |
| TOTALS | RPI 1-25 | RPI 26-50 | W-L RECORDS | RPI 51-100 | RPI 101-150 | RPI 150+ | | | | |
| 10- 8 | 0- 3 | 0- 1 | OVERALL | 2- 2 | 2- 1 | 6- 1 | | | | |
| 6- 2 | 0- 1 | 0- 0 | HOME | 1- 0 | 2- 1 | 3- 0 | | | | |
| 4- 6 | 0- 2 | 0- 1 | AWAY | 1- 2 | 0- 0 | 3- 1 | | | | |
| 0- 0 | 0- 0 | 0- 0 | NEUTRAL | 0- 0 | 0- 0 | 0- 0 | | | | |
| 6- 4 | 0- 2 | 0- 0 | NON-CONFERENCE | 0- 1 | 1- 1 | 5- 0 | | | | |
| 3- 1 | 0- 0 | 0- 0 | HOME | 0- 0 | 1- 1 | 2- 0 | | | | |
| 3- 3 | 0- 2 | 0- 0 | AWAY | 0- 1 | 0- 0 | 3- 0 | | | | |
| 0- 0 | 0- 0 | 0- 0 | NEUTRAL | 0- 0 | 0- 0 | 0- 0 | | | | |
| 4- 4 | 0- 1 | 0- 1 | CONFERENCE | 2- 1 | 1- 0 | 1- 1 | | | | |
| 3- 1 | 0- 1 | 0- 0 | HOME | 1- 0 | 1- 0 | 1- 0 | | | | |
| 1- 3 | 0- 0 | 0- 1 | AWAY | 1- 1 | 0- 0 | 0- 1 | | | | |
| 0- 0 | 0- 0 | 0- 0 | NEUTRAL | 0- 0 | 0- 0 | 0- 0 | | | | |

| RPI 1-25 | | | | RPI 26-50 | | | | RPI 51-100 | | | | RPI 101+ | | | |
|---------------------------|---|----------------|-------|-----------|---|-----------------|-------|------------|---|---------------|-------|----------|---|-----------------|-------|
| RPI | S | Opponent | Score | RPI | S | Opponent | Score | RPI | S | Opponent | Score | RPI | S | Opponent | Score |
| 9 | A | NC State | 61 78 | 41 | A | Ohio | 81 83 | 54 | A | Miami (OH) | 63 79 | 126 | H | Youngstown St. | 62 34 |
| 21 | H | Central Mich. | 75 82 | | | | | 82 | A | Toledo | 58 47 | 148 | H | Duquesne | 72 77 |
| 22 | A | North Carolina | 60 73 | | | | | 83 | A | Wright St. | 55 61 | 149 | H | Akron | 73 58 |
| | | | | | | | | 98 | H | Northern Ill. | 87 78 | 180 | A | Ball St. | 44 48 |
| | | | | | | | | | | | | 191 | H | Eastern Mich. | 71 64 |
| | | | | | | | | | | | | 203 | A | St. Bonaventure | 76 64 |
| | | | | | | | | | | | | 212 | A | Robert Morris | 54 46 |
| | | | | | | | | | | | | 280 | H | Northern Ky. | 62 61 |
| | | | | | | | | | | | | 304 | H | Oakland | 75 65 |
| | | | | | | | | | | | | 308 | A | NJIT | 57 40 |
| LAST 12 Division I GAMES: | | | | | | | | | | | | | | | |
| 54 | A | Miami (OH) | 63 79 | 149 | H | Akron | 73 58 | | | | | | | | |
| 180 | A | Ball St. | 44 48 | 191 | H | Eastern Mich. | 71 64 | | | | | | | | |
| 21 | H | Central Mich. | 75 82 | 308 | A | NJIT | 57 40 | | | | | | | | |
| 41 | A | Ohio | 81 83 | 203 | A | St. Bonaventure | 76 64 | | | | | | | | |
| 82 | A | Toledo | 58 47 | 212 | A | Robert Morris | 54 46 | | | | | | | | |
| 98 | H | Northern Ill. | 87 78 | 83 | A | Wright St. | 55 61 | | | | | | | | |

Non-Div I Games: Clarion 92 38

Kent St.

■ Loss,
 ■ Non-Conf,
 ■ S Site,
 ■ Home
 ■ A Away
 N Neutral

| | | | | | | | | | | |
|-------------------|----------|-----------|----------------|------------|-------------|---------------|------|------|-------|-----------|
| Average RPI Win: | 146 | WON-LOST | WINNING | LAST 10 | STRENGTH OF | OPP. STRENGTH | TEAM | ADJ. | CONF. | ADJ CONF. |
| Average RPI Loss: | 49 | RECORD | PCT. RANK | GAMES | SCHEDULE | OF SCHEDULE | RPI | RPI | RPI | RPI |
| DIV. I ONLY | 18- 5 | 34 | 1- 0 | 67 | 30 | 33 | 33 | 5 | 5 | |
| DIV. I NON-CONF. | 13- 1 | 9 | 0- 0 | 118 | 60 | 18 | 18 | 5 | 5 | |
| TOTALS | RPI 1-25 | RPI 26-50 | W-L RECORDS | RPI 51-100 | RPI 101-150 | RPI 150+ | | | | |
| 18- 5 | 1- 4 | 2- 0 | OVERALL | 3- 0 | 3- 0 | 9- 1 | | | | |
| 13- 2 | 0- 1 | 1- 0 | HOME | 1- 0 | 3- 0 | 8- 1 | | | | |
| 2- 3 | 0- 3 | 0- 0 | AWAY | 2- 0 | 0- 0 | 0- 0 | | | | |
| 3- 0 | 1- 0 | 1- 0 | NEUTRAL | 0- 0 | 0- 0 | 1- 0 | | | | |
| 13- 1 | 1- 1 | 1- 0 | NON-CONFERENCE | 1- 0 | 3- 0 | 7- 0 | | | | |
| 10- 0 | 0- 0 | 0- 0 | HOME | 1- 0 | 3- 0 | 6- 0 | | | | |
| 0- 1 | 0- 1 | 0- 0 | AWAY | 0- 0 | 0- 0 | 0- 0 | | | | |
| 3- 0 | 1- 0 | 1- 0 | NEUTRAL | 0- 0 | 0- 0 | 1- 0 | | | | |
| 5- 4 | 0- 3 | 1- 0 | CONFERENCE | 2- 0 | 0- 0 | 2- 1 | | | | |
| 3- 2 | 0- 1 | 1- 0 | HOME | 0- 0 | 0- 0 | 2- 1 | | | | |
| 2- 2 | 0- 2 | 0- 0 | AWAY | 2- 0 | 0- 0 | 0- 0 | | | | |
| 0- 0 | 0- 0 | 0- 0 | NEUTRAL | 0- 0 | 0- 0 | 0- 0 | | | | |

| RPI 1-25 | | | | RPI 26-50 | | | | RPI 51-100 | | | | RPI 101+ | | | |
|---------------------------|---|-----------------|-------|-----------|---|-----------------|-------|------------|---|--------------|-------|----------|---|---------------|-------|
| RPI | S | Opponent | Score | RPI | S | Opponent | Score | RPI | S | Opponent | Score | RPI | S | Opponent | Score |
| 3 | A | Louisville | 75 80 | 35 | H | Missouri | 52 41 | 57 | A | Tennessee | 73 71 | 104 | H | Virginia | 63 51 |
| 8 | A | Mississippi St. | 71 86 | 49 | N | UCLA | 75 74 | 59 | H | Middle Tenn. | 72 55 | 117 | H | Morehead St. | 87 57 |
| 15 | H | South Carolina | 70 74 | | | | | 64 | A | LSU | 64 60 | 127 | H | High Point | 71 49 |
| 20 | A | Texas A&M | 71 73 | | | | | | | | | 151 | N | South Fla. | 85 63 |
| 22 | N | North Carolina | 85 75 | | | | | | | | | 171 | H | Vanderbilt | 77 55 |
| | | | | | | | | | | | | 176 | H | Southern U. | 91 41 |
| | | | | | | | | | | | | 199 | H | Rhode Island | 75 52 |
| | | | | | | | | | | | | 201 | H | Ole Miss | 49 55 |
| | | | | | | | | | | | | 206 | H | Florida | 62 51 |
| | | | | | | | | | | | | 218 | H | Alabama St. | 87 35 |
| | | | | | | | | | | | | 242 | H | Sacred Heart | 71 43 |
| | | | | | | | | | | | | 289 | H | Murray St. | 88 49 |
| | | | | | | | | | | | | 335 | H | Western Caro. | 99 39 |
| LAST 12 Division I GAMES: | | | | | | | | | | | | | | | |
| 15 | H | South Carolina | 70 74 | 206 | H | Florida | 62 51 | | | | | | | | |
| 20 | A | Texas A&M | 71 73 | 8 | A | Mississippi St. | 71 86 | | | | | | | | |
| 35 | H | Missouri | 52 41 | 171 | H | Vanderbilt | 77 55 | | | | | | | | |
| 64 | A | LSU | 64 60 | 242 | H | Sacred Heart | 71 43 | | | | | | | | |
| 201 | H | Ole Miss | 49 55 | 289 | H | Murray St. | 88 49 | | | | | | | | |
| 57 | A | Tennessee | 73 71 | 335 | H | Western Caro. | 99 39 | | | | | | | | |

Non-Div I Games:

Kentucky

■ Loss,
■ Non-Conf, S Site,
■ Home
■ Away
N Neutral

| | | | | | | | | | | |
|-----------------------|----------|----------|-----------|---------|----------------|---------------|-------------|------|----------|-----------|
| Average RPI Win: 318 | | WON-LOST | WINNING | LAST 10 | STRENGTH OF | OPP. STRENGTH | TEAM | ADJ. | CONF. | ADJ CONF. |
| Average RPI Loss: 261 | | RECORD | PCT. RANK | GAMES | SCHEDULE | OF SCHEDULE | RPI | RPI | RPI | RPI |
| DIV. I ONLY | | 1- 19 | 347 | 0- 1 | 343 | 350 | 351 | 351 | 31 | 31 |
| DIV. I NON-CONF. | | 1- 10 | 330 | 0- 0 | 334 | 347 | 351 | 351 | 31 | 31 |
| TOTALS | RPI 1-25 | | RPI 26-50 | | W-L RECORDS | RPI 51-100 | RPI 101-150 | | RPI 150+ | |
| 1- 19 | 0- 0 | | 0- 0 | | OVERALL | 0- 1 | 0- 1 | | 1- 17 | |
| 1- 7 | 0- 0 | | 0- 0 | | HOME | 0- 0 | 0- 0 | | 1- 7 | |
| 0- 11 | 0- 0 | | 0- 0 | | AWAY | 0- 1 | 0- 1 | | 0- 9 | |
| 0- 1 | 0- 0 | | 0- 0 | | NEUTRAL | 0- 0 | 0- 0 | | 0- 1 | |
| 1- 10 | 0- 0 | | 0- 0 | | NON-CONFERENCE | 0- 1 | 0- 1 | | 1- 8 | |
| 1- 3 | 0- 0 | | 0- 0 | | HOME | 0- 0 | 0- 0 | | 1- 3 | |
| 0- 6 | 0- 0 | | 0- 0 | | AWAY | 0- 1 | 0- 1 | | 0- 4 | |
| 0- 1 | 0- 0 | | 0- 0 | | NEUTRAL | 0- 0 | 0- 0 | | 0- 1 | |
| 0- 9 | 0- 0 | | 0- 0 | | CONFERENCE | 0- 0 | 0- 0 | | 0- 9 | |
| 0- 4 | 0- 0 | | 0- 0 | | HOME | 0- 0 | 0- 0 | | 0- 4 | |
| 0- 5 | 0- 0 | | 0- 0 | | AWAY | 0- 0 | 0- 0 | | 0- 5 | |
| 0- 0 | 0- 0 | | 0- 0 | | NEUTRAL | 0- 0 | 0- 0 | | 0- 0 | |

| RPI 1-25 | | | | RPI 26-50 | | | | RPI 51-100 | | | | RPI 101+ | | | | Team's RPI: 351 | |
|---------------------------|---|----------|-------|-----------|---|----------------------|-------|------------|-----|----------|--------------|----------|-----|----------------------|--------|-----------------|----|
| RPI | S | Opponent | Score | RPI | S | Opponent | Score | RPI | S | Opponent | Score | RPI | S | Opponent | Score | | |
| | | | | | | | | 55 | A | Michigan | 38 | 83 | 137 | A | Lehigh | 38 | 72 |
| | | | | | | | | | | | | 152 | N | UC Irvine | 71 | 84 | |
| | | | | | | | | | | | | 205 | H | Saint Francis (PA) | 66 | 80 | |
| | | | | | | | | | | | | 212 | H | Robert Morris | 37 | 89 | |
| | | | | | | | | | | | | 242 | A | Sacred Heart | 53 | 75 | |
| | | | | | | | | | | | | 245 | A | Mt. St. Mary's | 45 | 61 | |
| | | | | | | | | | | | | 254 | H | St. Francis Brooklyn | 67 | 79 | |
| | | | | | | | | | | | | 296 | H | Army West Point | 42 | 57 | |
| | | | | | | | | | | | | 298 | A | Central Conn. St. | 57 | 63 | |
| | | | | | | | | | | | | 299 | A | Bryant | 62 | 69 | |
| | | | | | | | | | | | | 306 | H | UMass Lowell | 64 | 69 | |
| | | | | | | | | | | | | 308 | H | NJIT | 51 | 72 | |
| | | | | | | | | | | | | 315 | A | Saint Peter's | 59 | 86 | |
| | | | | | | | | | | | | 316 | A | Fairfield | 43 | 71 | |
| | | | | | | | | | | | | 318 | H | Lafayette | 55 | 50 | |
| | | | | | | | | | | | | 319 | A | Manhattan | 46 | 61 | |
| | | | | | | | | | | | | 326 | A | Wagner | 62 | 72 | |
| | | | | | | | | | | | | 340 | A | Grand Canyon | 62 | 65 | |
| | | | | | | | | | | | | 343 | H | Fairleigh Dickinson | 52 | 69 | |
| LAST 12 Division I GAMES: | | | | | | | | | | | | | | | | | |
| | | | | 298 | A | Central Conn. St. | 57 | 63 | 326 | A | Wagner | 62 | 72 | | | | |
| | | | | 245 | A | Mt. St. Mary's | 45 | 61 | 242 | A | Sacred Heart | 53 | 75 | | | | |
| | | | | 254 | H | St. Francis Brooklyn | 67 | 79 | 299 | A | Bryant | 62 | 69 | | | | |
| | | | | 343 | H | Fairleigh Dickinson | 52 | 69 | 318 | H | Lafayette | 55 | 50 | | | | |
| | | | | 212 | H | Robert Morris | 37 | 89 | 137 | A | Lehigh | 38 | 72 | | | | |
| | | | | 205 | H | Saint Francis (PA) | 66 | 80 | 308 | H | NJIT | 51 | 72 | | | | |

Non-Div I Games:

LIU Brooklyn

■ Loss, ■ Non-Conf, S Site, H Home A Away N Neutral

| | | | | | | | | | | |
|-------------------|----------|-----------|----------------|------------|-------------|---------------|------|------|-------|-----------|
| Average RPI Win: | 161 | WON-LOST | WINNING | LAST 10 | STRENGTH OF | OPP. STRENGTH | TEAM | ADJ. | CONF. | ADJ CONF. |
| Average RPI Loss: | 57 | RECORD | PCT. RANK | GAMES | SCHEDULE | OF SCHEDULE | RPI | RPI | RPI | RPI |
| DIV. I ONLY | 12- 8 | 114 | 0- 1 | 30 | 71 | 64 | 64 | 5 | 5 | |
| DIV. I NON-CONF. | 9- 3 | 61 | 0- 0 | 85 | 147 | 60 | 60 | 5 | 5 | |
| TOTALS | RPI 1-25 | RPI 26-50 | W-L RECORDS | RPI 51-100 | RPI 101-150 | RPI 150+ | | | | |
| 12- 8 | 2- 3 | 0- 1 | OVERALL | 1- 2 | 2- 2 | 7- 0 | | | | |
| 8- 5 | 1- 2 | 0- 1 | HOME | 1- 1 | 1- 1 | 5- 0 | | | | |
| 4- 3 | 1- 1 | 0- 0 | AWAY | 0- 1 | 1- 1 | 2- 0 | | | | |
| 0- 0 | 0- 0 | 0- 0 | NEUTRAL | 0- 0 | 0- 0 | 0- 0 | | | | |
| 9- 3 | 1- 1 | 0- 0 | NON-CONFERENCE | 1- 1 | 1- 1 | 6- 0 | | | | |
| 7- 2 | 0- 0 | 0- 0 | HOME | 1- 1 | 1- 1 | 5- 0 | | | | |
| 2- 1 | 1- 1 | 0- 0 | AWAY | 0- 0 | 0- 0 | 1- 0 | | | | |
| 0- 0 | 0- 0 | 0- 0 | NEUTRAL | 0- 0 | 0- 0 | 0- 0 | | | | |
| 3- 5 | 1- 2 | 0- 1 | CONFERENCE | 0- 1 | 1- 1 | 1- 0 | | | | |
| 1- 3 | 1- 2 | 0- 1 | HOME | 0- 0 | 0- 0 | 0- 0 | | | | |
| 2- 2 | 0- 0 | 0- 0 | AWAY | 0- 1 | 1- 1 | 1- 0 | | | | |
| 0- 0 | 0- 0 | 0- 0 | NEUTRAL | 0- 0 | 0- 0 | 0- 0 | | | | |

| RPI 1-25 | | | | RPI 26-50 | | | | RPI 51-100 | | | | RPI 101+ | | | |
|---------------------------|---|-----------------|-------|-----------|---|------------------|-------|------------|---|-------------|-------|----------|---|------------------|-------|
| RPI | S | Opponent | Score | RPI | S | Opponent | Score | RPI | S | Opponent | Score | RPI | S | Opponent | Score |
| 8 | H | Mississippi St. | 35 68 | 33 | H | Kentucky | 60 64 | 57 | A | Tennessee | 65 74 | 110 | A | Georgia | 50 63 |
| 15 | H | South Carolina | 53 76 | | | | | 80 | H | Little Rock | 60 45 | 112 | A | Alabama | 62 56 |
| 16 | A | Rutgers | 43 57 | | | | | 92 | H | Kansas | 61 68 | 115 | H | Northern Colo. | 62 57 |
| 20 | H | Texas A&M | 63 52 | | | | | | | | | 124 | H | Tulane | 54 56 |
| 23 | A | Florida St. | 58 45 | | | | | | | | | 151 | H | South Fla. | 78 49 |
| | | | | | | | | | | | | 192 | H | Nicholls St. | 76 44 |
| | | | | | | | | | | | | 201 | A | Ole Miss | 55 41 |
| | | | | | | | | | | | | 207 | H | Sam Houston St. | 66 52 |
| | | | | | | | | | | | | 240 | A | Louisiana | 76 54 |
| | | | | | | | | | | | | 276 | H | Southeastern La. | 72 52 |
| | | | | | | | | | | | | 312 | H | McNeese | 86 36 |
| LAST 12 Division I GAMES: | | | | | | | | | | | | | | | |
| 57 | A | Tennessee | 65 74 | 8 | H | Mississippi St. | 35 68 | | | | | | | | |
| 112 | A | Alabama | 62 56 | 110 | A | Georgia | 50 63 | | | | | | | | |
| 33 | H | Kentucky | 60 64 | 151 | H | South Fla. | 78 49 | | | | | | | | |
| 15 | H | South Carolina | 53 76 | 276 | H | Southeastern La. | 72 52 | | | | | | | | |
| 201 | A | Ole Miss | 55 41 | 240 | A | Louisiana | 76 54 | | | | | | | | |
| 20 | H | Texas A&M | 63 52 | 192 | H | Nicholls St. | 76 44 | | | | | | | | |

Non-Div I Games:

LSU

■ Loss,
■ Non-Conf,
■ S Site,
■ H Home
■ A Away
N Neutral

| | | | | | | | | | |
|------------------------------|----------|-----------|----------------|-------------|---------------|----------|------|-------|-----------|
| Average RPI Win: 229 | WON-LOST | WINNING | LAST 10 | STRENGTH OF | OPP. STRENGTH | TEAM | ADJ. | CONF. | ADJ CONF. |
| Average RPI Loss: 143 | RECORD | PCT. RANK | GAMES | SCHEDULE | OF SCHEDULE | RPI | RPI | RPI | RPI |
| DIV. I ONLY | 3- 20 | 333 | 0- 1 | 98 | 192 | 286 | 286 | 17 | 17 |
| DIV. I NON-CONF. | 3- 11 | 292 | 0- 0 | 59 | 221 | 219 | 219 | 16 | 16 |
| TOTALS | RPI 1-25 | RPI 26-50 | W-L RECORDS | RPI 51-100 | RPI 101-150 | RPI 150+ | | | |
| 3- 20 | 0- 0 | 0- 2 | OVERALL | 0- 3 | 1- 8 | 2- 7 | | | |
| 1- 8 | 0- 0 | 0- 0 | HOME | 0- 1 | 0- 3 | 1- 4 | | | |
| 0- 12 | 0- 0 | 0- 2 | AWAY | 0- 2 | 0- 5 | 0- 3 | | | |
| 2- 0 | 0- 0 | 0- 0 | NEUTRAL | 0- 0 | 1- 0 | 1- 0 | | | |
| 3- 11 | 0- 0 | 0- 2 | NON-CONFERENCE | 0- 3 | 1- 3 | 2- 3 | | | |
| 1- 3 | 0- 0 | 0- 0 | HOME | 0- 1 | 0- 1 | 1- 1 | | | |
| 0- 8 | 0- 0 | 0- 2 | AWAY | 0- 2 | 0- 2 | 0- 2 | | | |
| 2- 0 | 0- 0 | 0- 0 | NEUTRAL | 0- 0 | 1- 0 | 1- 0 | | | |
| 0- 9 | 0- 0 | 0- 0 | CONFERENCE | 0- 0 | 0- 5 | 0- 4 | | | |
| 0- 5 | 0- 0 | 0- 0 | HOME | 0- 0 | 0- 2 | 0- 3 | | | |
| 0- 4 | 0- 0 | 0- 0 | AWAY | 0- 0 | 0- 3 | 0- 1 | | | |
| 0- 0 | 0- 0 | 0- 0 | NEUTRAL | 0- 0 | 0- 0 | 0- 0 | | | |

| RPI 1-25 | | | | RPI 26-50 | | | | RPI 51-100 | | | | RPI 101+ | | | | Team's RPI: 286 |
|---------------------------|---|----------|-------|-----------|---|-------------------|--------|------------|---|----------|-------|----------|---|-------------------|-------|-----------------|
| RPI | S | Opponent | Score | RPI | S | Opponent | Score | RPI | S | Opponent | Score | RPI | S | Opponent | Score | |
| | | | | 31 | A | Oregon St. | 46 100 | 68 | A | Harvard | 43 88 | 103 | A | Providence | 47 77 | |
| | | | | 43 | A | Villanova | 68 81 | 81 | A | Penn | 34 65 | 108 | A | Dayton | 45 84 | |
| | | | | | | | | 88 | H | Drexel | 43 58 | 119 | A | Towson | 68 92 | |
| | | | | | | | | | | | | 120 | A | VCU | 38 68 | |
| | | | | | | | | | | | | 125 | H | St. John's (NY) | 57 83 | |
| | | | | | | | | | | | | 133 | A | Davidson | 61 80 | |
| | | | | | | | | | | | | 138 | N | Pepperdine | 62 55 | |
| | | | | | | | | | | | | 140 | H | Fordham | 54 65 | |
| | | | | | | | | | | | | 148 | H | Duquesne | 62 66 | |
| | | | | | | | | | | | | 186 | A | Temple | 47 75 | |
| | | | | | | | | | | | | 188 | H | George Washington | 59 67 | |
| | | | | | | | | | | | | 208 | H | Massachusetts | 60 74 | |
| | | | | | | | | | | | | 212 | A | Robert Morris | 39 67 | |
| | | | | | | | | | | | | 224 | H | Howard | 54 57 | |
| | | | | | | | | | | | | 261 | H | Richmond | 60 74 | |
| | | | | | | | | | | | | 268 | H | Norfolk St. | 62 52 | |
| | | | | | | | | | | | | 280 | N | Northern Ky. | 74 56 | |
| | | | | | | | | | | | | 281 | A | Saint Joseph's | 57 60 | |
| LAST 12 Division I GAMES: | | | | | | | | | | | | | | | | |
| | | | | 140 | H | Fordham | 54 65 | | | | | 133 | A | Davidson | 61 80 | |
| | | | | 261 | H | Richmond | 60 74 | | | | | 120 | A | VCU | 38 68 | |
| | | | | 148 | H | Duquesne | 62 66 | | | | | 108 | A | Dayton | 45 84 | |
| | | | | 281 | A | Saint Joseph's | 57 60 | | | | | 186 | A | Temple | 47 75 | |
| | | | | 188 | H | George Washington | 59 67 | | | | | 103 | A | Providence | 47 77 | |
| | | | | 208 | H | Massachusetts | 60 74 | | | | | 138 | N | Pepperdine | 62 55 | |

Non-Div I Games:

La Salle

■ Loss,
■ Non-Conf,
■ S Site,
■ H Home
■ A Away
N Neutral

| | | | | | | | | | | |
|-------------------|----------|-----------|----------------|------------|-------------|---------------|------|------|-------|-----------|
| Average RPI Win: | 310 | WON-LOST | WINNING | LAST 10 | STRENGTH OF | OPP. STRENGTH | TEAM | ADJ. | CONF. | ADJ CONF. |
| Average RPI Loss: | 179 | RECORD | PCT. RANK | GAMES | SCHEDULE | OF SCHEDULE | RPI | RPI | RPI | RPI |
| DIV. I ONLY | 5- 13 | 289 | 0- 1 | 322 | 242 | 310 | 310 | 13 | 13 | |
| DIV. I NON-CONF. | 4- 5 | 190 | 0- 0 | 351 | 333 | 323 | 323 | 15 | 15 | |
| TOTALS | RPI 1-25 | RPI 26-50 | W-L RECORDS | RPI 51-100 | RPI 101-150 | RPI 150+ | | | | |
| 5- 13 | 0- 0 | 0- 0 | OVERALL | 0- 2 | 0- 3 | 5- 8 | | | | |
| 3- 4 | 0- 0 | 0- 0 | HOME | 0- 0 | 0- 1 | 3- 3 | | | | |
| 2- 9 | 0- 0 | 0- 0 | AWAY | 0- 2 | 0- 2 | 2- 5 | | | | |
| 0- 0 | 0- 0 | 0- 0 | NEUTRAL | 0- 0 | 0- 0 | 0- 0 | | | | |
| 4- 5 | 0- 0 | 0- 0 | NON-CONFERENCE | 0- 0 | 0- 1 | 4- 4 | | | | |
| 2- 1 | 0- 0 | 0- 0 | HOME | 0- 0 | 0- 0 | 2- 1 | | | | |
| 2- 4 | 0- 0 | 0- 0 | AWAY | 0- 0 | 0- 1 | 2- 3 | | | | |
| 0- 0 | 0- 0 | 0- 0 | NEUTRAL | 0- 0 | 0- 0 | 0- 0 | | | | |
| 1- 8 | 0- 0 | 0- 0 | CONFERENCE | 0- 2 | 0- 2 | 1- 4 | | | | |
| 1- 3 | 0- 0 | 0- 0 | HOME | 0- 0 | 0- 1 | 1- 2 | | | | |
| 0- 5 | 0- 0 | 0- 0 | AWAY | 0- 2 | 0- 1 | 0- 2 | | | | |
| 0- 0 | 0- 0 | 0- 0 | NEUTRAL | 0- 0 | 0- 0 | 0- 0 | | | | |

| RPI 1-25 | | | | RPI 26-50 | | | | RPI 51-100 | | | | RPI 101+ | | | | Team's RPI: 310 | |
|---------------------------|---|----------|-------|-----------|---|---------------|-------|------------|---|-------------|-------|------------------|-----|----------|------------------|-----------------|----|
| RPI | S | Opponent | Score | RPI | S | Opponent | Score | RPI | S | Opponent | Score | RPI | S | Opponent | Score | | |
| | | | | | | | | 80 | A | Little Rock | 44 | 63 | 107 | A | South Alabama | 49 | 77 |
| | | | | | | | | 91 | A | Troy | 56 | 78 | 139 | H | Appalachian St. | 58 | 80 |
| | | | | | | | | | | | | | 143 | A | Texas Tech | 42 | 86 |
| | | | | | | | | | | | | | 153 | H | Georgia St. | 41 | 56 |
| | | | | | | | | | | | | | 182 | A | Arkansas St. | 54 | 64 |
| | | | | | | | | | | | | | 187 | H | Coastal Caro. | 54 | 79 |
| | | | | | | | | | | | | | 192 | H | Nicholls St. | 54 | 55 |
| | | | | | | | | | | | | | 204 | A | SMU | 38 | 49 |
| | | | | | | | | | | | | | 240 | A | Louisiana | 45 | 52 |
| | | | | | | | | | | | | | 272 | H | Ga. Southern | 58 | 57 |
| | | | | | | | | | | | | | 276 | A | Southeastern La. | 42 | 49 |
| | | | | | | | | | | | | | 311 | A | New Orleans | 57 | 44 |
| | | | | | | | | | | | | | 312 | H | McNeese | 69 | 60 |
| | | | | | | | | | | | | | 321 | H | Mississippi Val. | 72 | 65 |
| | | | | | | | | | | | | | 336 | A | Northwestern St. | 63 | 55 |
| | | | | | | | | | | | | | 339 | A | Houston Baptist | 60 | 68 |
| LAST 12 Division I GAMES: | | | | | | | | | | | | | | | | | |
| | | | | 187 | H | Coastal Caro. | 54 | 79 | | 139 | H | Appalachian St. | 58 | 80 | | | |
| | | | | 107 | A | South Alabama | 49 | 77 | | 182 | A | Arkansas St. | 54 | 64 | | | |
| | | | | 91 | A | Troy | 56 | 78 | | 80 | A | Little Rock | 44 | 63 | | | |
| | | | | 240 | A | Louisiana | 45 | 52 | | 339 | A | Houston Baptist | 60 | 68 | | | |
| | | | | 153 | H | Georgia St. | 41 | 56 | | 276 | A | Southeastern La. | 42 | 49 | | | |
| | | | | 272 | H | Ga. Southern | 58 | 57 | | 192 | H | Nicholls St. | 54 | 55 | | | |

Non-Div I Games: LSU-Alexandria 93 62 Ark.-Monticello 70 39

La.-Monroe

Loss, Non-Conf, S Site, H Home A Away N Neutral

Lafayette

Through Games Of Feb. 3, 2019

| | | | | | | | | | | |
|-------------------|----------|-----------|----------------|------------|-------------|---------------|------|------|-------|-----------|
| Average RPI Win: | 258 | WON-LOST | WINNING | LAST 10 | STRENGTH OF | OPP. STRENGTH | TEAM | ADJ. | CONF. | ADJ CONF. |
| Average RPI Loss: | 226 | RECORD | PCT. RANK | GAMES | SCHEDULE | OF SCHEDULE | RPI | RPI | RPI | RPI |
| DIV. I ONLY | 7- 14 | 259 | 0- 1 | 331 | 306 | 318 | 318 | 19 | 19 | |
| DIV. I NON-CONF. | 5- 6 | 177 | 0- 1 | 349 | 341 | 334 | 334 | 22 | 22 | |
| TOTALS | RPI 1-25 | RPI 26-50 | W-L RECORDS | RPI 51-100 | RPI 101-150 | RPI 150+ | | | | |
| 7- 14 | 0- 0 | 0- 1 | OVERALL | 0- 0 | 0- 2 | 7- 11 | | | | |
| 5- 5 | 0- 0 | 0- 1 | HOME | 0- 0 | 0- 1 | 5- 3 | | | | |
| 2- 8 | 0- 0 | 0- 0 | AWAY | 0- 0 | 0- 1 | 2- 7 | | | | |
| 0- 1 | 0- 0 | 0- 0 | NEUTRAL | 0- 0 | 0- 0 | 0- 1 | | | | |
| 5- 6 | 0- 0 | 0- 0 | NON-CONFERENCE | 0- 0 | 0- 0 | 5- 6 | | | | |
| 3- 2 | 0- 0 | 0- 0 | HOME | 0- 0 | 0- 0 | 3- 2 | | | | |
| 2- 3 | 0- 0 | 0- 0 | AWAY | 0- 0 | 0- 0 | 2- 3 | | | | |
| 0- 1 | 0- 0 | 0- 0 | NEUTRAL | 0- 0 | 0- 0 | 0- 1 | | | | |
| 2- 8 | 0- 0 | 0- 1 | CONFERENCE | 0- 0 | 0- 2 | 2- 5 | | | | |
| 2- 3 | 0- 0 | 0- 1 | HOME | 0- 0 | 0- 1 | 2- 1 | | | | |
| 0- 5 | 0- 0 | 0- 0 | AWAY | 0- 0 | 0- 1 | 0- 4 | | | | |
| 0- 0 | 0- 0 | 0- 0 | NEUTRAL | 0- 0 | 0- 0 | 0- 0 | | | | |

| RPI 1-25 | | | RPI 26-50 | | | RPI 51-100 | | | RPI 101+ | | | Team's RPI: 318 |
|---------------------------|---|-----------------|-----------|-----|---|--------------|-------|-----|----------|---------------------|-------|-----------------|
| RPI | S | Opponent | Score | RPI | S | Opponent | Score | RPI | S | Opponent | Score | |
| | | | | 48 | H | Bucknell | 47 56 | | | | | |
| | | | | | | | | 101 | A | American | 45 60 | |
| | | | | | | | | 137 | H | Lehigh | 43 70 | |
| | | | | | | | | 161 | N | Delaware | 47 65 | |
| | | | | | | | | 167 | H | Boston U. | 44 47 | |
| | | | | | | | | 209 | A | Holy Cross | 53 56 | |
| | | | | | | | | 209 | H | Holy Cross | 73 63 | |
| | | | | | | | | 216 | H | Navy | 55 42 | |
| | | | | | | | | 230 | H | Monmouth | 73 69 | |
| | | | | | | | | 232 | A | Colgate | 49 60 | |
| | | | | | | | | 236 | H | Albany (NY) | 67 66 | |
| | | | | | | | | 243 | H | Binghamton | 59 50 | |
| | | | | | | | | 247 | H | Cornell | 59 62 | |
| | | | | | | | | 288 | A | Fla. Atlantic | 49 53 | |
| | | | | | | | | 296 | A | Army West Point | 50 65 | |
| | | | | | | | | 297 | A | Loyola Maryland | 50 62 | |
| | | | | | | | | 315 | H | Saint Peter's | 60 62 | |
| | | | | | | | | 319 | A | Manhattan | 49 60 | |
| | | | | | | | | 326 | A | Wagner | 66 43 | |
| | | | | | | | | 343 | A | Fairleigh Dickinson | 63 57 | |
| | | | | | | | | 351 | A | LIU Brooklyn | 50 55 | |
| LAST 12 Division I GAMES: | | | | | | | | | | | | |
| 209 | A | Holy Cross | 53 56 | 161 | N | Delaware | 47 65 | | | | | |
| 167 | H | Boston U. | 44 47 | 48 | H | Bucknell | 47 56 | | | | | |
| 101 | A | American | 45 60 | 232 | A | Colgate | 49 60 | | | | | |
| 216 | H | Navy | 55 42 | 209 | H | Holy Cross | 73 63 | | | | | |
| 297 | A | Loyola Maryland | 50 62 | 137 | H | Lehigh | 43 70 | | | | | |
| 296 | A | Army West Point | 50 65 | 351 | A | LIU Brooklyn | 50 55 | | | | | |

Non-Div I Games:

Lafayette

Loss, Non-Conf, S Site, H Home A Away N Neutral

| | | | | | | | | | | |
|-------------------|-------|----------|-----------|---------|-------------|---------------|------|------|-------|-----------|
| Average RPI Win: | 238 | WON-LOST | WINNING | LAST 10 | STRENGTH OF | OPP. STRENGTH | TEAM | ADJ. | CONF. | ADJ CONF. |
| Average RPI Loss: | 69 | RECORD | PCT. RANK | GAMES | SCHEDULE | OF SCHEDULE | RPI | RPI | RPI | RPI |
| DIV. I ONLY | 12- 4 | 52 | 0- 0 | 184 | 210 | 71 | 71 | 27 | 27 | |
| DIV. I NON-CONF. | 3- 4 | 199 | 0- 0 | 5 | 23 | 25 | 25 | 23 | 23 | |

| TOTALS | RPI 1-25 | RPI 26-50 | W-L RECORDS | RPI 51-100 | RPI 101-150 | RPI 150+ |
|--------|----------|-----------|----------------|------------|-------------|----------|
| 12- 4 | 1- 1 | 0- 1 | OVERALL | 1- 1 | 0- 0 | 10- 1 |
| 6- 0 | 0- 0 | 0- 0 | HOME | 1- 0 | 0- 0 | 5- 0 |
| 6- 3 | 1- 1 | 0- 0 | AWAY | 0- 1 | 0- 0 | 5- 1 |
| 0- 1 | 0- 0 | 0- 1 | NEUTRAL | 0- 0 | 0- 0 | 0- 0 |
| 3- 4 | 1- 1 | 0- 1 | NON-CONFERENCE | 1- 1 | 0- 0 | 1- 1 |
| 1- 0 | 0- 0 | 0- 0 | HOME | 1- 0 | 0- 0 | 0- 0 |
| 2- 3 | 1- 1 | 0- 0 | AWAY | 0- 1 | 0- 0 | 1- 1 |
| 0- 1 | 0- 0 | 0- 1 | NEUTRAL | 0- 0 | 0- 0 | 0- 0 |
| 9- 0 | 0- 0 | 0- 0 | CONFERENCE | 0- 0 | 0- 0 | 9- 0 |
| 5- 0 | 0- 0 | 0- 0 | HOME | 0- 0 | 0- 0 | 5- 0 |
| 4- 0 | 0- 0 | 0- 0 | AWAY | 0- 0 | 0- 0 | 4- 0 |
| 0- 0 | 0- 0 | 0- 0 | NEUTRAL | 0- 0 | 0- 0 | 0- 0 |

| RPI 1-25 | | | | RPI 26-50 | | | | RPI 51-100 | | | | Team's RPI: 71 | RPI 101+ | | | |
|---------------------------|---|------------------|--------|-----------|---|--------------------|-------|------------|---|------------|-------|----------------|----------|---|--------------------|---------|
| RPI | S | Opponent | Score | RPI | S | Opponent | Score | RPI | S | Opponent | Score | | RPI | S | Opponent | Score |
| 8 | A | Mississippi St. | 53 104 | 41 | N | Ohio | 62 87 | 58 | A | Kansas St. | 55 73 | | 168 | A | Denver | 110 117 |
| 20 | A | Texas A&M | 74 68 | | | | | 79 | H | Pacific | 82 66 | | 192 | H | Nicholls St. | 78 65 |
| | | | | | | | | | | | | | 207 | A | Sam Houston St. | 83 72 |
| | | | | | | | | | | | | | 240 | A | Louisiana | 79 77 |
| | | | | | | | | | | | | | 260 | H | A&M-Corpus Christi | 76 58 |
| | | | | | | | | | | | | | 276 | H | Southeastern La. | 94 54 |
| | | | | | | | | | | | | | 293 | H | Central Ark. | 57 37 |
| | | | | | | | | | | | | | 311 | A | New Orleans | 79 57 |
| | | | | | | | | | | | | | 312 | A | McNeese | 64 62 |
| | | | | | | | | | | | | | 324 | A | Incarinate Word | 77 51 |
| | | | | | | | | | | | | | 339 | H | Houston Baptist | 63 50 |
| LAST 12 Division I GAMES: | | | | | | | | | | | | | | | | |
| 192 | H | Nicholls St. | 78 65 | 312 | A | McNeese | 64 62 | | | | | | | | | |
| 207 | A | Sam Houston St. | 83 72 | 260 | H | A&M-Corpus Christi | 76 58 | | | | | | | | | |
| 324 | A | Incarinate Word | 77 51 | 339 | H | Houston Baptist | 63 50 | | | | | | | | | |
| 276 | H | Southeastern La. | 94 54 | 79 | H | Pacific | 82 66 | | | | | | | | | |
| 293 | H | Central Ark. | 57 37 | 58 | A | Kansas St. | 55 73 | | | | | | | | | |
| 311 | A | New Orleans | 79 57 | 20 | A | Texas A&M | 74 68 | | | | | | | | | |

Non-Div I Games: LeTourneau 104 27 Louisiana Col. 94 43 McMurry 100 37 Howard Payne 93 37
Lamar University

| | | | | | | | | | | |
|-------------------|----------|-----------|----------------|------------|-------------|---------------|------|------|-------|-----------|
| Average RPI Win: | 262 | WON-LOST | WINNING | LAST 10 | STRENGTH OF | OPP. STRENGTH | TEAM | ADJ. | CONF. | ADJ CONF. |
| Average RPI Loss: | 86 | RECORD | PCT. RANK | GAMES | SCHEDULE | OF SCHEDULE | RPI | RPI | RPI | RPI |
| DIV. I ONLY | 14- 6 | 69 | 0- 1 | 210 | 248 | 137 | 137 | 19 | 19 | |
| DIV. I NON-CONF. | 7- 3 | 83 | 0- 1 | 206 | 255 | 150 | 150 | 22 | 22 | |
| TOTALS | RPI 1-25 | RPI 26-50 | W-L RECORDS | RPI 51-100 | RPI 101-150 | RPI 150+ | | | | |
| 14- 6 | 0- 1 | 0- 2 | OVERALL | 0- 0 | 0- 1 | 14- 2 | | | | |
| 9- 3 | 0- 0 | 0- 1 | HOME | 0- 0 | 0- 1 | 9- 1 | | | | |
| 5- 3 | 0- 1 | 0- 1 | AWAY | 0- 0 | 0- 0 | 5- 1 | | | | |
| 0- 0 | 0- 0 | 0- 0 | NEUTRAL | 0- 0 | 0- 0 | 0- 0 | | | | |
| 7- 3 | 0- 1 | 0- 1 | NON-CONFERENCE | 0- 0 | 0- 0 | 7- 1 | | | | |
| 5- 2 | 0- 0 | 0- 1 | HOME | 0- 0 | 0- 0 | 5- 1 | | | | |
| 2- 1 | 0- 1 | 0- 0 | AWAY | 0- 0 | 0- 0 | 2- 0 | | | | |
| 0- 0 | 0- 0 | 0- 0 | NEUTRAL | 0- 0 | 0- 0 | 0- 0 | | | | |
| 7- 3 | 0- 0 | 0- 1 | CONFERENCE | 0- 0 | 0- 1 | 7- 1 | | | | |
| 4- 1 | 0- 0 | 0- 0 | HOME | 0- 0 | 0- 1 | 4- 0 | | | | |
| 3- 2 | 0- 0 | 0- 1 | AWAY | 0- 0 | 0- 0 | 3- 1 | | | | |
| 0- 0 | 0- 0 | 0- 0 | NEUTRAL | 0- 0 | 0- 0 | 0- 0 | | | | |

| RPI 1-25 | | | | RPI 26-50 | | | | RPI 51-100 | | | | RPI 101+ Team's RPI: 137 | | | |
|---------------------------|---|-----------------|-------|-----------|---|------------|-------|------------|---|----------|-------|--------------------------|---|-------------------|-------|
| RPI | S | Opponent | Score | RPI | S | Opponent | Score | RPI | S | Opponent | Score | RPI | S | Opponent | Score |
| 1 | A | Notre Dame | 68 95 | 43 | H | Villanova | 48 70 | | | | | 101 | H | American | 53 61 |
| | | | | 48 | A | Bucknell | 53 71 | | | | | 158 | H | Charlotte | 60 62 |
| | | | | | | | | | | | | 167 | A | Boston U. | 45 58 |
| | | | | | | | | | | | | 209 | H | Holy Cross | 64 55 |
| | | | | | | | | | | | | 216 | A | Navy | 56 38 |
| | | | | | | | | | | | | 216 | H | Navy | 66 55 |
| | | | | | | | | | | | | 230 | H | Monmouth | 63 48 |
| | | | | | | | | | | | | 232 | H | Colgate | 86 58 |
| | | | | | | | | | | | | 242 | H | Sacred Heart | 70 66 |
| | | | | | | | | | | | | 243 | A | Binghamton | 65 55 |
| | | | | | | | | | | | | 247 | H | Cornell | 67 54 |
| | | | | | | | | | | | | 268 | H | Norfolk St. | 62 41 |
| | | | | | | | | | | | | 296 | A | Army West Point | 73 50 |
| | | | | | | | | | | | | 297 | H | Loyola Maryland | 51 42 |
| | | | | | | | | | | | | 298 | A | Central Conn. St. | 88 62 |
| | | | | | | | | | | | | 318 | A | Lafayette | 70 43 |
| | | | | | | | | | | | | 351 | H | LIU Brooklyn | 72 38 |
| LAST 12 Division I GAMES: | | | | | | | | | | | | | | | |
| 216 | H | Navy | 66 55 | 158 | H | Charlotte | 60 62 | | | | | | | | |
| 297 | H | Loyola Maryland | 51 42 | 167 | A | Boston U. | 45 58 | | | | | | | | |
| 296 | A | Army West Point | 73 50 | 209 | H | Holy Cross | 64 55 | | | | | | | | |
| 232 | H | Colgate | 86 58 | 216 | A | Navy | 56 38 | | | | | | | | |
| 101 | H | American | 53 61 | 318 | A | Lafayette | 70 43 | | | | | | | | |
| 48 | A | Bucknell | 53 71 | 1 | A | Notre Dame | 68 95 | | | | | | | | |

Non-Div I Games: Kutztown 73 39

Lehigh

■ Loss,
 ■ Non-Conf,
 ■ S Site,
 ■ H Home
 ■ A Away
 N Neutral

Liberty

Through Games Of Feb. 3, 2019

| | | | | | | | | | |
|------------------------------|----------|-----------|----------------|-------------|---------------|----------|------|-------|-----------|
| Average RPI Win: 253 | WON-LOST | WINNING | LAST 10 | STRENGTH OF | OPP. STRENGTH | TEAM | ADJ. | CONF. | ADJ CONF. |
| Average RPI Loss: 166 | RECORD | PCT. RANK | GAMES | SCHEDULE | OF SCHEDULE | RPI | RPI | RPI | RPI |
| DIV. I ONLY | 8- 12 | 230 | 0- 1 | 241 | 226 | 225 | 225 | 24 | 24 |
| DIV. I NON-CONF. | 3- 9 | 271 | 0- 1 | 142 | 220 | 251 | 251 | 26 | 26 |
| TOTALS | RPI 1-25 | RPI 26-50 | W-L RECORDS | RPI 51-100 | RPI 101-150 | RPI 150+ | | | |
| 8- 12 | 0- 1 | 0- 1 | OVERALL | 0- 2 | 1- 1 | 7- 7 | | | |
| 3- 3 | 0- 0 | 0- 1 | HOME | 0- 1 | 0- 0 | 3- 1 | | | |
| 4- 6 | 0- 0 | 0- 0 | AWAY | 0- 1 | 0- 1 | 4- 4 | | | |
| 1- 3 | 0- 1 | 0- 0 | NEUTRAL | 0- 0 | 1- 0 | 0- 2 | | | |
| 3- 9 | 0- 1 | 0- 1 | NON-CONFERENCE | 0- 1 | 1- 1 | 2- 5 | | | |
| 1- 2 | 0- 0 | 0- 1 | HOME | 0- 1 | 0- 0 | 1- 0 | | | |
| 1- 4 | 0- 0 | 0- 0 | AWAY | 0- 0 | 0- 1 | 1- 3 | | | |
| 1- 3 | 0- 1 | 0- 0 | NEUTRAL | 0- 0 | 1- 0 | 0- 2 | | | |
| 5- 3 | 0- 0 | 0- 0 | CONFERENCE | 0- 1 | 0- 0 | 5- 2 | | | |
| 2- 1 | 0- 0 | 0- 0 | HOME | 0- 0 | 0- 0 | 2- 1 | | | |
| 3- 2 | 0- 0 | 0- 0 | AWAY | 0- 1 | 0- 0 | 3- 1 | | | |
| 0- 0 | 0- 0 | 0- 0 | NEUTRAL | 0- 0 | 0- 0 | 0- 0 | | | |

| RPI 1-25 | | | | RPI 26-50 | | | | RPI 51-100 | | | | RPI 101+ Team's RPI: 225 | | | |
|---------------------------|---|---------------|-------|-----------|---|----------------|-------|------------|---|---------------|-------|--------------------------|---|--------------------|-------|
| RPI | S | Opponent | Score | RPI | S | Opponent | Score | RPI | S | Opponent | Score | RPI | S | Opponent | Score |
| 14 | N | UCF | 45 53 | 42 | H | James Madison | 53 74 | 56 | H | Virginia Tech | 61 72 | 130 | A | Chattanooga | 60 75 |
| | | | | | | | | 87 | A | FGCU | 50 68 | 148 | N | Duquesne | 55 51 |
| | | | | | | | | | | | | 158 | N | Charlotte | 61 63 |
| | | | | | | | | | | | | 205 | H | Saint Francis (PA) | 82 53 |
| | | | | | | | | | | | | 215 | A | Jacksonville | 85 75 |
| | | | | | | | | | | | | 215 | H | Jacksonville | 52 64 |
| | | | | | | | | | | | | 217 | A | East Carolina | 63 66 |
| | | | | | | | | | | | | 233 | A | Stetson | 52 69 |
| | | | | | | | | | | | | 246 | A | ETSU | 89 86 |
| | | | | | | | | | | | | 258 | A | Bethune-Cookman | 76 81 |
| | | | | | | | | | | | | 268 | N | Norfolk St. | 53 66 |
| | | | | | | | | | | | | 282 | H | North Florida | 69 53 |
| | | | | | | | | | | | | 294 | A | Kennesaw St. | 67 61 |
| | | | | | | | | | | | | 308 | H | NJIT | 58 47 |
| | | | | | | | | | | | | 313 | A | UNC Greensboro | 45 48 |
| | | | | | | | | | | | | 324 | A | Lipscomb | 77 60 |
| LAST 12 Division I GAMES: | | | | | | | | | | | | | | | |
| 308 | H | NJIT | 58 47 | 268 | N | Norfolk St. | 53 66 | | | | | | | | |
| 324 | A | Lipscomb | 77 60 | 233 | A | Stetson | 52 69 | | | | | | | | |
| 215 | A | Jacksonville | 85 75 | 87 | A | FGCU | 50 68 | | | | | | | | |
| 282 | H | North Florida | 69 53 | 148 | N | Duquesne | 55 51 | | | | | | | | |
| 294 | A | Kennesaw St. | 67 61 | 14 | N | UCF | 45 53 | | | | | | | | |
| 215 | H | Jacksonville | 52 64 | 313 | A | UNC Greensboro | 45 48 | | | | | | | | |

Non-Div I Games: West Chester 61 42

Liberty

Loss, Non-Conf, S Site, H Home A Away N Neutral

| | | | | | | | | | | |
|-------------------|----------|-----------|----------------|------------|-------------|---------------|------|------|-------|-----------|
| Average RPI Win: | 295 | WON-LOST | WINNING | LAST 10 | STRENGTH OF | OPP. STRENGTH | TEAM | ADJ. | CONF. | ADJ CONF. |
| Average RPI Loss: | 186 | RECORD | PCT. RANK | GAMES | SCHEDULE | OF SCHEDULE | RPI | RPI | RPI | RPI |
| DIV. I ONLY | 2- 19 | 343 | 0- 1 | 187 | 304 | 324 | 324 | 24 | 24 | |
| DIV. I NON-CONF. | 2- 11 | 316 | 0- 0 | 159 | 290 | 296 | 296 | 26 | 26 | |
| TOTALS | RPI 1-25 | RPI 26-50 | W-L RECORDS | RPI 51-100 | RPI 101-150 | RPI 150+ | | | | |
| 2- 19 | 0- 0 | 0- 1 | OVERALL | 0- 3 | 0- 4 | 2- 11 | | | | |
| 1- 8 | 0- 0 | 0- 0 | HOME | 0- 0 | 0- 2 | 1- 6 | | | | |
| 1- 11 | 0- 0 | 0- 1 | AWAY | 0- 3 | 0- 2 | 1- 5 | | | | |
| 0- 0 | 0- 0 | 0- 0 | NEUTRAL | 0- 0 | 0- 0 | 0- 0 | | | | |
| 2- 11 | 0- 0 | 0- 1 | NON-CONFERENCE | 0- 2 | 0- 4 | 2- 4 | | | | |
| 1- 4 | 0- 0 | 0- 0 | HOME | 0- 0 | 0- 2 | 1- 2 | | | | |
| 1- 7 | 0- 0 | 0- 1 | AWAY | 0- 2 | 0- 2 | 1- 2 | | | | |
| 0- 0 | 0- 0 | 0- 0 | NEUTRAL | 0- 0 | 0- 0 | 0- 0 | | | | |
| 0- 8 | 0- 0 | 0- 0 | CONFERENCE | 0- 1 | 0- 0 | 0- 7 | | | | |
| 0- 4 | 0- 0 | 0- 0 | HOME | 0- 0 | 0- 0 | 0- 4 | | | | |
| 0- 4 | 0- 0 | 0- 0 | AWAY | 0- 1 | 0- 0 | 0- 3 | | | | |
| 0- 0 | 0- 0 | 0- 0 | NEUTRAL | 0- 0 | 0- 0 | 0- 0 | | | | |

| RPI | S | Opponent | Score | RPI | S | Opponent | Score | RPI | S | Opponent | Score | RPI | S | Opponent | Score | Team's RPI: 324 |
|---------------------------|---|---------------|-------|-----|---|--------------------|-------|-----|---|--------------------|-------|-----|---|----------------|-------|-----------------|
| 47 | A | Clemson | 26 68 | 63 | A | Belmont | 43 83 | 110 | A | Georgia | 45 77 | 117 | A | Morehead St. | 44 79 | |
| | | | | 87 | A | FGCU | 40 82 | 134 | H | UT Martin | 53 62 | 142 | H | Tennessee Tech | 52 67 | |
| | | | | 89 | A | Cincinnati | 55 71 | 160 | H | North Ala. | 60 81 | 215 | A | Jacksonville | 47 62 | |
| | | | | | | | | 223 | H | Jacksonville St. | 46 58 | 225 | H | Liberty | 60 77 | |
| | | | | | | | | 233 | A | Stetson | 49 76 | 233 | H | Stetson | 65 80 | |
| | | | | | | | | 282 | H | North Florida | 53 68 | 284 | A | Austin Peay | 58 70 | |
| | | | | | | | | 289 | A | Murray St. | 61 97 | 290 | H | Tennessee St. | 64 62 | |
| | | | | | | | | 292 | H | Col. of Charleston | 63 65 | 300 | A | Alabama A&M | 62 58 | |
| | | | | | | | | 308 | A | NJIT | 67 80 | | | | | |
| LAST 12 Division I GAMES: | | | | | | | | | | | | | | | | |
| 225 | H | Liberty | 60 77 | 160 | H | North Ala. | 60 81 | | | | | | | | | |
| 233 | A | Stetson | 49 76 | 215 | A | Jacksonville | 47 62 | | | | | | | | | |
| 87 | A | FGCU | 40 82 | 117 | A | Morehead St. | 44 79 | | | | | | | | | |
| 308 | A | NJIT | 67 80 | 142 | H | Tennessee Tech | 52 67 | | | | | | | | | |
| 233 | H | Stetson | 65 80 | 110 | A | Georgia | 45 77 | | | | | | | | | |
| 282 | H | North Florida | 53 68 | 292 | H | Col. of Charleston | 63 65 | | | | | | | | | |

Non-Div I Games:

Lipscomb

■ Loss,
 ■ Non-Conf, S Site,
 ■ Home
 ■ Away
 N Neutral

Little Rock

Through Games Of Feb. 3, 2019

| Average RPI Win: | 190 | WON-LOST | WINNING | LAST 10 | STRENGTH OF | OPP. STRENGTH | TEAM | ADJ. | CONF. | ADJ CONF. |
|-------------------|----------|-----------|----------------|------------|-------------|---------------|------|------|-------|-----------|
| Average RPI Loss: | 58 | RECORD | PCT. RANK | GAMES | SCHEDULE | OF SCHEDULE | RPI | RPI | RPI | RPI |
| DIV. I ONLY | 12- 8 | 114 | 1- 0 | 54 | 100 | 80 | 80 | 13 | 13 | |
| DIV. I NON-CONF. | 4- 7 | 228 | 0- 0 | 37 | 16 | 127 | 127 | 15 | 15 | |
| TOTALS | RPI 1-25 | RPI 26-50 | W-L RECORDS | RPI 51-100 | RPI 101-150 | RPI 150+ | | | | |
| 12- 8 | 0- 2 | 0- 1 | OVERALL | 0- 4 | 3- 1 | 9- 0 | | | | |
| 6- 5 | 0- 2 | 0- 1 | HOME | 0- 1 | 1- 1 | 5- 0 | | | | |
| 6- 3 | 0- 0 | 0- 0 | AWAY | 0- 3 | 2- 0 | 4- 0 | | | | |
| 0- 0 | 0- 0 | 0- 0 | NEUTRAL | 0- 0 | 0- 0 | 0- 0 | | | | |
| 4- 7 | 0- 2 | 0- 1 | NON-CONFERENCE | 0- 3 | 0- 1 | 4- 0 | | | | |
| 1- 5 | 0- 2 | 0- 1 | HOME | 0- 1 | 0- 1 | 1- 0 | | | | |
| 3- 2 | 0- 0 | 0- 0 | AWAY | 0- 2 | 0- 0 | 3- 0 | | | | |
| 0- 0 | 0- 0 | 0- 0 | NEUTRAL | 0- 0 | 0- 0 | 0- 0 | | | | |
| 8- 1 | 0- 0 | 0- 0 | CONFERENCE | 0- 1 | 3- 0 | 5- 0 | | | | |
| 5- 0 | 0- 0 | 0- 0 | HOME | 0- 0 | 1- 0 | 4- 0 | | | | |
| 3- 1 | 0- 0 | 0- 0 | AWAY | 0- 1 | 2- 0 | 1- 0 | | | | |
| 0- 0 | 0- 0 | 0- 0 | NEUTRAL | 0- 0 | 0- 0 | 0- 0 | | | | |

| RPI 1-25 | | | | RPI 26-50 | | | | RPI 51-100 Team's RPI: 80 | | | | RPI 101+ | | | |
|---------------------------|---|-----------------|-------|-----------|---|--------------|-------|---------------------------|---|--------------|-------|----------|---|-----------------|-------|
| RPI | S | Opponent | Score | RPI | S | Opponent | Score | RPI | S | Opponent | Score | RPI | S | Opponent | Score |
| 8 | H | Mississippi St. | 63 98 | 38 | H | Rice | 65 79 | 58 | H | Kansas St. | 47 53 | 107 | A | South Alabama | 65 42 |
| 20 | H | Texas A&M | 40 61 | | | | | 64 | A | LSU | 45 60 | 113 | H | UT Arlington | 68 65 |
| | | | | | | | | 66 | A | Missouri St. | 44 48 | 116 | H | Western Ky. | 56 68 |
| | | | | | | | | 91 | A | Troy | 66 71 | 139 | A | Appalachian St. | 74 59 |
| | | | | | | | | | | | | 157 | A | Louisiana Tech | 69 58 |
| | | | | | | | | | | | | 162 | A | Tulsa | 63 53 |
| | | | | | | | | | | | | 175 | H | Texas St. | 62 47 |
| | | | | | | | | | | | | 182 | H | Arkansas St. | 68 55 |
| | | | | | | | | | | | | 187 | A | Coastal Caro. | 60 47 |
| | | | | | | | | | | | | 214 | A | Memphis | 63 60 |
| | | | | | | | | | | | | 240 | H | Louisiana | 62 48 |
| | | | | | | | | | | | | 288 | H | Fla. Atlantic | 61 38 |
| | | | | | | | | | | | | 310 | H | La.-Monroe | 63 44 |
| LAST 12 Division I GAMES: | | | | | | | | | | | | | | | |
| 139 | A | Appalachian St. | 74 59 | 182 | H | Arkansas St. | 68 55 | | | | | | | | |
| 187 | A | Coastal Caro. | 60 47 | 240 | H | Louisiana | 62 48 | | | | | | | | |
| 113 | H | UT Arlington | 68 65 | 310 | H | La.-Monroe | 63 44 | | | | | | | | |
| 175 | H | Texas St. | 62 47 | 66 | A | Missouri St. | 44 48 | | | | | | | | |
| 107 | A | South Alabama | 65 42 | 214 | A | Memphis | 63 60 | | | | | | | | |
| 91 | A | Troy | 66 71 | 162 | A | Tulsa | 63 53 | | | | | | | | |

Non-Div I Games:

Little Rock

Loss, Non-Conf, S Site, H Home A Away N Neutral

| | | | | | | | | | |
|------------------------------|----------|-----------|----------------|-------------|---------------|----------|------|-------|-----------|
| Average RPI Win: 230 | WON-LOST | WINNING | LAST 10 | STRENGTH OF | OPP. STRENGTH | TEAM | ADJ. | CONF. | ADJ CONF. |
| Average RPI Loss: 141 | RECORD | PCT. RANK | GAMES | SCHEDULE | OF SCHEDULE | RPI | RPI | RPI | RPI |
| DIV. I ONLY | 6- 14 | 273 | 1- 0 | 159 | 175 | 248 | 248 | 21 | 21 |
| DIV. I NON-CONF. | 3- 10 | 278 | 0- 0 | 108 | 151 | 255 | 255 | 21 | 21 |
| TOTALS | RPI 1-25 | RPI 26-50 | W-L RECORDS | RPI 51-100 | RPI 101-150 | RPI 150+ | | | |
| 6- 14 | 0- 1 | 0- 1 | OVERALL | 1- 4 | 0- 3 | 5- 5 | | | |
| 3- 8 | 0- 0 | 0- 0 | HOME | 1- 3 | 0- 1 | 2- 4 | | | |
| 3- 6 | 0- 1 | 0- 1 | AWAY | 0- 1 | 0- 2 | 3- 1 | | | |
| 0- 0 | 0- 0 | 0- 0 | NEUTRAL | 0- 0 | 0- 0 | 0- 0 | | | |
| 3- 10 | 0- 1 | 0- 1 | NON-CONFERENCE | 1- 3 | 0- 2 | 2- 3 | | | |
| 2- 6 | 0- 0 | 0- 0 | HOME | 1- 3 | 0- 0 | 1- 3 | | | |
| 1- 4 | 0- 1 | 0- 1 | AWAY | 0- 0 | 0- 2 | 1- 0 | | | |
| 0- 0 | 0- 0 | 0- 0 | NEUTRAL | 0- 0 | 0- 0 | 0- 0 | | | |
| 3- 4 | 0- 0 | 0- 0 | CONFERENCE | 0- 1 | 0- 1 | 3- 2 | | | |
| 1- 2 | 0- 0 | 0- 0 | HOME | 0- 0 | 0- 1 | 1- 1 | | | |
| 2- 2 | 0- 0 | 0- 0 | AWAY | 0- 1 | 0- 0 | 2- 1 | | | |
| 0- 0 | 0- 0 | 0- 0 | NEUTRAL | 0- 0 | 0- 0 | 0- 0 | | | |

| RPI 1-25 | | | | RPI 26-50 | | | | RPI 51-100 | | | | RPI 101+ Team's RPI: 248 | | | |
|---------------------------|---|------------------|---------------|-----------|---|-------------------|--------------|------------|---|---------------------|--------------|--------------------------|---|--------------------|--------------|
| RPI | S | Opponent | Score | RPI | S | Opponent | Score | RPI | S | Opponent | Score | RPI | S | Opponent | Score |
| 4 | A | Oregon | 48 110 | 30 | A | Utah | 59 82 | 53 | H | Southern California | 50 86 | 111 | A | Loyola Marymount | 62 71 |
| | | | | | | | | 72 | H | Arizona | 43 70 | 132 | A | Montana St. | 62 85 |
| | | | | | | | | 78 | A | UC Davis | 50 70 | 144 | H | CSUN | 37 51 |
| | | | | | | | | 94 | H | UNI | 64 71 | 170 | A | UC Riverside | 63 45 |
| | | | | | | | | 95 | H | Idaho | 70 63 | 170 | H | UC Riverside | 59 73 |
| | | | | | | | | | | | | 195 | A | Utah St. | 50 48 |
| | | | | | | | | | | | | 241 | H | Nevada | 67 76 |
| | | | | | | | | | | | | 253 | H | San Diego | 56 60 |
| | | | | | | | | | | | | 255 | A | Cal St. Fullerton | 59 53 |
| | | | | | | | | | | | | 287 | H | California Baptist | 83 85 |
| | | | | | | | | | | | | 305 | A | UC Santa Barbara | 54 60 |
| | | | | | | | | | | | | 322 | H | Cal Poly | 61 58 |
| | | | | | | | | | | | | 340 | H | Grand Canyon | 57 50 |
| LAST 12 Division I GAMES: | | | | | | | | | | | | | | | |
| 78 | A | UC Davis | 50 70 | 255 | A | Cal St. Fullerton | 59 53 | | | | | | | | |
| 144 | H | CSUN | 37 51 | 195 | A | Utah St. | 50 48 | | | | | | | | |
| 170 | H | UC Riverside | 59 73 | 340 | H | Grand Canyon | 57 50 | | | | | | | | |
| 305 | A | UC Santa Barbara | 54 60 | 111 | A | Loyola Marymount | 62 71 | | | | | | | | |
| 322 | H | Cal Poly | 61 58 | 72 | H | Arizona | 43 70 | | | | | | | | |
| 170 | A | UC Riverside | 63 45 | 253 | H | San Diego | 56 60 | | | | | | | | |

Non-Div I Games:

Long Beach St.

| | | | | | | | | | | |
|-------------------|----------|-----------|----------------|------------|-------------|---------------|------|------|-------|-----------|
| Average RPI Win: | 218 | WON-LOST | WINNING | LAST 10 | STRENGTH OF | OPP. STRENGTH | TEAM | ADJ. | CONF. | ADJ CONF. |
| Average RPI Loss: | 224 | RECORD | PCT. RANK | GAMES | SCHEDULE | OF SCHEDULE | RPI | RPI | RPI | RPI |
| DIV. I ONLY | 2- 17 | 336 | 1- 0 | 267 | 345 | 342 | 342 | 28 | 28 | |
| DIV. I NON-CONF. | 1- 9 | 326 | 0- 0 | 182 | 335 | 335 | 335 | 29 | 29 | |
| TOTALS | RPI 1-25 | RPI 26-50 | W-L RECORDS | RPI 51-100 | RPI 101-150 | RPI 150+ | | | | |
| 2- 17 | 0- 0 | 0- 0 | OVERALL | 0- 1 | 0- 3 | 2- 13 | | | | |
| 2- 7 | 0- 0 | 0- 0 | HOME | 0- 0 | 0- 1 | 2- 6 | | | | |
| 0- 9 | 0- 0 | 0- 0 | AWAY | 0- 1 | 0- 2 | 0- 6 | | | | |
| 0- 1 | 0- 0 | 0- 0 | NEUTRAL | 0- 0 | 0- 0 | 0- 1 | | | | |
| 1- 9 | 0- 0 | 0- 0 | NON-CONFERENCE | 0- 1 | 0- 2 | 1- 6 | | | | |
| 1- 4 | 0- 0 | 0- 0 | HOME | 0- 0 | 0- 0 | 1- 4 | | | | |
| 0- 4 | 0- 0 | 0- 0 | AWAY | 0- 1 | 0- 2 | 0- 1 | | | | |
| 0- 1 | 0- 0 | 0- 0 | NEUTRAL | 0- 0 | 0- 0 | 0- 1 | | | | |
| 1- 8 | 0- 0 | 0- 0 | CONFERENCE | 0- 0 | 0- 1 | 1- 7 | | | | |
| 1- 3 | 0- 0 | 0- 0 | HOME | 0- 0 | 0- 1 | 1- 2 | | | | |
| 0- 5 | 0- 0 | 0- 0 | AWAY | 0- 0 | 0- 0 | 0- 5 | | | | |
| 0- 0 | 0- 0 | 0- 0 | NEUTRAL | 0- 0 | 0- 0 | 0- 0 | | | | |

| RPI S | Opponent | Score | RPI S | Opponent | Score | RPI S | Opponent | Score | RPI S | Opponent | Score | Team's RPI: 342 |
|---------------------------|----------|----------------|-------|----------|-------|-------|-----------------|-------|-------|----------------------|--------|-----------------|
| | | | | | | 56 | A Virginia Tech | 39 93 | 118 | A UNCW | 33 35 | |
| | | | | | | | | | 120 | A VCU | 55 84 | |
| | | | | | | | | | 121 | H Radford | 34 68 | |
| | | | | | | | | | 174 | H UMES | 83 71 | |
| | | | | | | | | | 179 | A UNC Asheville | 55 80 | |
| | | | | | | | | | 190 | A Hampton | 40 66 | |
| | | | | | | | | | 191 | H Eastern Mich. | 45 64 | |
| | | | | | | | | | 205 | H Saint Francis (PA) | 88 91 | |
| | | | | | | | | | 217 | N East Carolina | 52 61 | |
| | | | | | | | | | 249 | H Campbell | 60 66 | |
| | | | | | | | | | 262 | H Gardner-Webb | 85 79 | |
| | | | | | | | | | 268 | A Norfolk St. | 42 74 | |
| | | | | | | | | | 275 | A Winthrop | 69 77 | |
| | | | | | | | | | 285 | H Wofford | 72 101 | |
| | | | | | | | | | 326 | H Wagner | 60 86 | |
| | | | | | | | | | 330 | H Charleston So. | 74 81 | |
| | | | | | | | | | 334 | A Presbyterian | 66 81 | |
| | | | | | | | | | 338 | A USC Upstate | 67 72 | |
| LAST 12 Division I GAMES: | | | | | | | | | | | | |
| 249 | H | Campbell | 60 | 66 | 262 | H | Gardner-Webb | 85 | 79 | | | |
| 338 | A | USC Upstate | 67 | 72 | 334 | A | Presbyterian | 66 | 81 | | | |
| 179 | A | UNC Asheville | 55 | 80 | 275 | A | Winthrop | 69 | 77 | | | |
| 121 | H | Radford | 34 | 68 | 56 | A | Virginia Tech | 39 | 93 | | | |
| 190 | A | Hampton | 40 | 66 | 118 | A | UNCW | 33 | 35 | | | |
| 330 | H | Charleston So. | 74 | 81 | 217 | N | East Carolina | 52 | 61 | | | |

Non-Div I Games:

Longwood

Louisiana

Through Games Of Feb. 3, 2019

| | | | | | | | | | | |
|-------------------|----------|-----------|----------------|------------|-------------|---------------|------|------|-------|-----------|
| Average RPI Win: | 248 | WON-LOST | WINNING | LAST 10 | STRENGTH OF | OPP. STRENGTH | TEAM | ADJ. | CONF. | ADJ CONF. |
| Average RPI Loss: | 131 | RECORD | PCT. RANK | GAMES | SCHEDULE | OF SCHEDULE | RPI | RPI | RPI | RPI |
| DIV. I ONLY | 6- 14 | 273 | 0- 1 | 109 | 193 | 240 | 240 | 13 | 13 | |
| DIV. I NON-CONF. | 2- 8 | 293 | 0- 0 | 154 | 189 | 273 | 273 | 15 | 15 | |
| TOTALS | RPI 1-25 | RPI 26-50 | W-L RECORDS | RPI 51-100 | RPI 101-150 | RPI 150+ | | | | |
| 6- 14 | 0- 1 | 0- 1 | OVERALL | 0- 4 | 1- 2 | 5- 6 | | | | |
| 5- 5 | 0- 0 | 0- 0 | HOME | 0- 2 | 1- 1 | 4- 2 | | | | |
| 1- 8 | 0- 1 | 0- 1 | AWAY | 0- 2 | 0- 1 | 1- 3 | | | | |
| 0- 1 | 0- 0 | 0- 0 | NEUTRAL | 0- 0 | 0- 0 | 0- 1 | | | | |
| 2- 8 | 0- 1 | 0- 1 | NON-CONFERENCE | 0- 2 | 0- 0 | 2- 4 | | | | |
| 1- 3 | 0- 0 | 0- 0 | HOME | 0- 2 | 0- 0 | 1- 1 | | | | |
| 1- 4 | 0- 1 | 0- 1 | AWAY | 0- 0 | 0- 0 | 1- 2 | | | | |
| 0- 1 | 0- 0 | 0- 0 | NEUTRAL | 0- 0 | 0- 0 | 0- 1 | | | | |
| 4- 6 | 0- 0 | 0- 0 | CONFERENCE | 0- 2 | 1- 2 | 3- 2 | | | | |
| 4- 2 | 0- 0 | 0- 0 | HOME | 0- 0 | 1- 1 | 3- 1 | | | | |
| 0- 4 | 0- 0 | 0- 0 | AWAY | 0- 2 | 0- 1 | 0- 1 | | | | |
| 0- 0 | 0- 0 | 0- 0 | NEUTRAL | 0- 0 | 0- 0 | 0- 0 | | | | |

| RPI 1-25 | | | | RPI 26-50 | | | | RPI 51-100 | | | | RPI 101+ Team's RPI: 240 | | | |
|---------------------------|---|-----------------|--------|-----------|---|-----------------|--------|------------|---|------------------|-------|--------------------------|---|--------------------|-------|
| RPI | S | Opponent | Score | RPI | S | Opponent | Score | RPI | S | Opponent | Score | RPI | S | Opponent | Score |
| 8 | A | Mississippi St. | 36 104 | 50 | A | Auburn | 59 71 | 64 | H | LSU | 54 76 | 107 | A | South Alabama | 60 83 |
| | | | | | | | | 71 | H | Lamar University | 77 79 | 113 | H | UT Arlington | 61 76 |
| | | | | | | | | 80 | A | Little Rock | 48 62 | 139 | H | Appalachian St. | 73 55 |
| | | | | | | | | 91 | A | Troy | 64 90 | 153 | H | Georgia St. | 57 54 |
| | | | | | | | | | | | | 182 | A | Arkansas St. | 75 87 |
| | | | | | | | | | | | | 187 | H | Coastal Caro. | 58 76 |
| | | | | | | | | | | | | 201 | A | Ole Miss | 57 79 |
| | | | | | | | | | | | | 207 | H | Sam Houston St. | 62 68 |
| | | | | | | | | | | | | 211 | A | UTRGV | 60 75 |
| | | | | | | | | | | | | 260 | N | A&M-Corpus Christi | 63 64 |
| | | | | | | | | | | | | 272 | H | Ga. Southern | 59 48 |
| | | | | | | | | | | | | 303 | H | Jackson St. | 68 61 |
| | | | | | | | | | | | | 310 | H | La.-Monroe | 52 45 |
| | | | | | | | | | | | | 312 | A | McNeese | 70 59 |
| LAST 12 Division I GAMES: | | | | | | | | | | | | | | | |
| 139 | H | Appalachian St. | 73 55 | 187 | H | Coastal Caro. | 58 76 | | | | | | | | |
| 113 | H | UT Arlington | 61 76 | 153 | H | Georgia St. | 57 54 | | | | | | | | |
| 91 | A | Troy | 64 90 | 80 | A | Little Rock | 48 62 | | | | | | | | |
| 107 | A | South Alabama | 60 83 | 182 | A | Arkansas St. | 75 87 | | | | | | | | |
| 310 | H | La.-Monroe | 52 45 | 8 | A | Mississippi St. | 36 104 | | | | | | | | |
| 272 | H | Ga. Southern | 59 48 | 64 | H | LSU | 54 76 | | | | | | | | |

Non-Div I Games: Dillard

69 72

Louisiana

■ Loss,
 ■ Non-Conf,
 ■ S Site,
 ■ H Home
 ■ A Away
 N Neutral

| RPI 1-25 | | | | | |
|---------------------------|---|------------------|-------|----|--|
| RPI | S | Opponent | Score | | |
| 17 | A | Arizona St. | 44 | 80 | |
| RPI 26-50 | | | | | |
| RPI | S | Opponent | Score | | |
| 38 | H | Rice | 51 | 61 | |
| RPI 51-100 | | | | | |
| RPI | S | Opponent | Score | | |
| 59 | A | Middle Tenn. | 38 | 75 | |
| 66 | N | Missouri St. | 70 | 82 | |
| 67 | H | Old Dominion | 59 | 70 | |
| 80 | H | Little Rock | 58 | 69 | |
| 96 | H | Houston | 100 | 88 | |
| RPI 101+ | | | | | |
| RPI | S | Opponent | Score | | |
| 112 | N | Alabama | 79 | 62 | |
| 116 | A | Western Ky. | 76 | 81 | |
| 141 | A | UAB | 73 | 68 | |
| 158 | H | Charlotte | 88 | 51 | |
| 177 | H | North Texas | 54 | 65 | |
| 182 | A | Arkansas St. | 80 | 70 | |
| 201 | H | Ole Miss | 80 | 71 | |
| 214 | A | Memphis | 66 | 50 | |
| 219 | A | UMKC | 70 | 80 | |
| 229 | A | Marshall | 88 | 90 | |
| 263 | A | Wichita St. | 56 | 70 | |
| 276 | H | Southeastern La. | 72 | 53 | |
| 288 | H | Fla. Atlantic | 86 | 55 | |
| 312 | A | McNeese | 89 | 48 | |
| 314 | H | FIU | 90 | 72 | |
| Team's RPI: 157 | | | | | |
| LAST 12 Division I GAMES: | | | | | |
| 314 | H | FIU | 90 | 72 | |
| 288 | H | Fla. Atlantic | 86 | 55 | |
| 116 | A | Western Ky. | 76 | 81 | |
| 229 | A | Marshall | 88 | 90 | |
| 158 | H | Charlotte | 88 | 51 | |
| 67 | H | Old Dominion | 59 | 70 | |
| 112 | N | Alabama | 79 | 62 | |
| 59 | A | Middle Tenn. | 38 | 75 | |
| 141 | A | UAB | 73 | 68 | |
| 38 | H | Rice | 51 | 61 | |
| 177 | H | North Texas | 54 | 65 | |
| 312 | A | McNeese | 89 | 48 | |

Non-Div I Games: LSU-Alexandria 112 70

Louisiana Tech

Loss, Non-Conf, S Site, H Home A Away N Neutral

| | | | | | | | | | | |
|-------------------|----------|-----------|----------------|------------|-------------|---------------|------|------|-------|-----------|
| Average RPI Win: | 89 | WON-LOST | WINNING | LAST 10 | STRENGTH OF | OPP. STRENGTH | TEAM | ADJ. | CONF. | ADJ CONF. |
| Average RPI Loss: | 1 | RECORD | PCT. RANK | GAMES | SCHEDULE | OF SCHEDULE | RPI | RPI | RPI | RPI |
| DIV. I ONLY | 21- 1 | 1 | 1- 0 | 12 | 1 | 3 | 3 | 1 | 1 | |
| DIV. I NON-CONF. | 13- 0 | 1 | 0- 0 | 18 | 30 | 2 | 2 | 1 | 1 | |
| TOTALS | RPI 1-25 | RPI 26-50 | W-L RECORDS | RPI 51-100 | RPI 101-150 | RPI 150+ | | | | |
| 21- 1 | 5- 1 | 3- 0 | OVERALL | 6- 0 | 5- 0 | 2- 0 | | | | |
| 11- 0 | 2- 0 | 2- 0 | HOME | 2- 0 | 3- 0 | 2- 0 | | | | |
| 8- 1 | 2- 1 | 1- 0 | AWAY | 3- 0 | 2- 0 | 0- 0 | | | | |
| 2- 0 | 1- 0 | 0- 0 | NEUTRAL | 1- 0 | 0- 0 | 0- 0 | | | | |
| 13- 0 | 3- 0 | 1- 0 | NON-CONFERENCE | 4- 0 | 3- 0 | 2- 0 | | | | |
| 7- 0 | 1- 0 | 1- 0 | HOME | 2- 0 | 1- 0 | 2- 0 | | | | |
| 4- 0 | 1- 0 | 0- 0 | AWAY | 1- 0 | 2- 0 | 0- 0 | | | | |
| 2- 0 | 1- 0 | 0- 0 | NEUTRAL | 1- 0 | 0- 0 | 0- 0 | | | | |
| 8- 1 | 2- 1 | 2- 0 | CONFERENCE | 2- 0 | 2- 0 | 0- 0 | | | | |
| 4- 0 | 1- 0 | 1- 0 | HOME | 0- 0 | 2- 0 | 0- 0 | | | | |
| 4- 1 | 1- 1 | 1- 0 | AWAY | 2- 0 | 0- 0 | 0- 0 | | | | |
| 0- 0 | 0- 0 | 0- 0 | NEUTRAL | 0- 0 | 0- 0 | 0- 0 | | | | |

| RPI | S | Opponent | Score | RPI | S | Opponent | Score | RPI | S | Opponent | Score | RPI | S | Opponent | Score |
|---------------------------|---|----------------|-------|-----|---|----------------|-------|-----|---|-------------|-------|-----|---|---------------|--------|
| 1 | A | Notre Dame | 68 82 | 33 | H | Kentucky | 80 75 | 54 | H | Miami (OH) | 95 73 | 104 | H | Virginia | 91 43 |
| 6 | H | UConn | 78 69 | 40 | H | Georgia Tech | 61 44 | 61 | A | Boise St. | 74 55 | 116 | A | Western Ky. | 102 80 |
| 17 | N | Arizona St. | 58 56 | 47 | A | Clemson | 76 44 | 70 | A | Duke | 73 51 | 122 | H | Pittsburgh | 70 42 |
| 21 | A | Central Mich. | 72 68 | | | | | 97 | N | Hartford | 86 69 | 130 | A | Chattanooga | 75 49 |
| 22 | H | North Carolina | 73 66 | | | | | 99 | A | Wake Forest | 73 49 | 134 | H | UT Martin | 102 62 |
| 23 | A | Florida St. | 68 49 | | | | | 100 | H | Nebraska | 85 68 | 280 | H | Northern Ky. | 92 59 |
| | | | | | | | | | | | | 290 | H | Tennessee St. | 107 52 |
| LAST 12 Division I GAMES: | | | | | | | | | | | | | | | |
| 6 | H | UConn | 78 69 | 47 | A | Clemson | 76 44 | | | | | | | | |
| 122 | H | Pittsburgh | 70 42 | 1 | A | Notre Dame | 68 82 | | | | | | | | |
| 23 | A | Florida St. | 68 49 | 70 | A | Duke | 73 51 | | | | | | | | |
| 99 | A | Wake Forest | 73 49 | 22 | H | North Carolina | 73 66 | | | | | | | | |
| 104 | H | Virginia | 91 43 | 21 | A | Central Mich. | 72 68 | | | | | | | | |
| 40 | H | Georgia Tech | 61 44 | 280 | H | Northern Ky. | 92 59 | | | | | | | | |

Non-Div I Games:

Louisville

■ Loss,
 ■ Non-Conf, S Site,
 ■ Home
 ■ Away
 N Neutral

| | | | | | | | | | | |
|-------------------|----------|-----------|----------------|------------|-------------|---------------|------|------|-------|-----------|
| Average RPI Win: | 284 | WON-LOST | WINNING | LAST 10 | STRENGTH OF | OPP. STRENGTH | TEAM | ADJ. | CONF. | ADJ CONF. |
| Average RPI Loss: | 114 | RECORD | PCT. RANK | GAMES | SCHEDULE | OF SCHEDULE | RPI | RPI | RPI | RPI |
| DIV. I ONLY | 10- 10 | 160 | 0- 1 | 279 | 214 | 227 | 227 | 12 | 12 | |
| DIV. I NON-CONF. | 6- 5 | 143 | 0- 0 | 329 | 282 | 265 | 265 | 14 | 14 | |
| TOTALS | RPI 1-25 | RPI 26-50 | W-L RECORDS | RPI 51-100 | RPI 101-150 | RPI 150+ | | | | |
| 10- 10 | 0- 1 | 0- 2 | OVERALL | 0- 2 | 0- 1 | 10- 4 | | | | |
| 8- 3 | 0- 0 | 0- 1 | HOME | 0- 0 | 0- 0 | 8- 2 | | | | |
| 2- 7 | 0- 1 | 0- 1 | AWAY | 0- 2 | 0- 1 | 2- 2 | | | | |
| 0- 0 | 0- 0 | 0- 0 | NEUTRAL | 0- 0 | 0- 0 | 0- 0 | | | | |
| 6- 5 | 0- 0 | 0- 2 | NON-CONFERENCE | 0- 0 | 0- 1 | 6- 2 | | | | |
| 4- 2 | 0- 0 | 0- 1 | HOME | 0- 0 | 0- 0 | 4- 1 | | | | |
| 2- 3 | 0- 0 | 0- 1 | AWAY | 0- 0 | 0- 1 | 2- 1 | | | | |
| 0- 0 | 0- 0 | 0- 0 | NEUTRAL | 0- 0 | 0- 0 | 0- 0 | | | | |
| 4- 5 | 0- 1 | 0- 0 | CONFERENCE | 0- 2 | 0- 0 | 4- 2 | | | | |
| 4- 1 | 0- 0 | 0- 0 | HOME | 0- 0 | 0- 0 | 4- 1 | | | | |
| 0- 4 | 0- 1 | 0- 0 | AWAY | 0- 2 | 0- 0 | 0- 1 | | | | |
| 0- 0 | 0- 0 | 0- 0 | NEUTRAL | 0- 0 | 0- 0 | 0- 0 | | | | |

| RPI 1-25 | | | | RPI 26-50 | | | | RPI 51-100 | | | | RPI 101+ Team's RPI: 227 | | | |
|---------------------------|---|---------------|-------|-----------|---|------------|--------|------------|---|--------------|-------|--------------------------|---|-------------------|-------|
| RPI | S | Opponent | Score | RPI | S | Opponent | Score | RPI | S | Opponent | Score | RPI | S | Opponent | Score |
| 19 | A | Drake | 60 69 | 37 | H | DePaul | 76 102 | 66 | A | Missouri St. | 49 84 | 126 | A | Youngstown St. | 63 74 |
| | | | | 44 | A | Purdue | 41 65 | 94 | A | UNI | 52 64 | 154 | A | Southern Ill. | 63 74 |
| | | | | | | | | | | | | 156 | H | Bradley | 56 69 |
| | | | | | | | | | | | | 172 | H | Indiana St. | 56 54 |
| | | | | | | | | | | | | 184 | H | Illinois St. | 62 59 |
| | | | | | | | | | | | | 219 | H | UMKC | 74 88 |
| | | | | | | | | | | | | 220 | A | Bowling Green | 74 88 |
| | | | | | | | | | | | | 234 | H | SIUE | 56 43 |
| | | | | | | | | | | | | 283 | A | Western Mich. | 64 53 |
| | | | | | | | | | | | | 291 | H | Valparaiso | 80 54 |
| | | | | | | | | | | | | 331 | H | Detroit Mercy | 52 43 |
| | | | | | | | | | | | | 332 | H | Purdue Fort Wayne | 81 67 |
| | | | | | | | | | | | | 333 | A | UIC | 75 60 |
| | | | | | | | | | | | | 337 | H | Evansville | 61 56 |
| | | | | | | | | | | | | 346 | H | Chicago St. | 76 40 |
| LAST 12 Division I GAMES: | | | | | | | | | | | | | | | |
| 184 | H | Illinois St. | 62 59 | 156 | H | Bradley | 56 69 | | | | | | | | |
| 154 | A | Southern Ill. | 63 74 | 19 | A | Drake | 60 69 | | | | | | | | |
| 66 | A | Missouri St. | 49 84 | 291 | H | Valparaiso | 80 54 | | | | | | | | |
| 172 | H | Indiana St. | 56 54 | 37 | H | DePaul | 76 102 | | | | | | | | |
| 337 | H | Evansville | 61 56 | 219 | H | UMKC | 74 88 | | | | | | | | |
| 94 | A | UNI | 52 64 | 44 | A | Purdue | 41 65 | | | | | | | | |

Non-Div I Games:

Loyola Chicago

■ Loss,
 ■ Non-Conf,
 ■ S Site,
 ■ H Home
 ■ A Away
 N Neutral

Loyola Maryland

Through Games Of Feb. 3, 2019

| | | | | | | | | | | |
|-------------------|----------|-----------|----------------|------------|-------------|---------------|------|------|-------|-----------|
| Average RPI Win: | 281 | WON-LOST | WINNING | LAST 10 | STRENGTH OF | OPP. STRENGTH | TEAM | ADJ. | CONF. | ADJ CONF. |
| Average RPI Loss: | 172 | RECORD | PCT. RANK | GAMES | SCHEDULE | OF SCHEDULE | RPI | RPI | RPI | RPI |
| DIV. I ONLY | 3- 18 | 327 | 0- 1 | 158 | 266 | 297 | 297 | 19 | 19 | |
| DIV. I NON-CONF. | 1- 10 | 330 | 0- 1 | 140 | 252 | 293 | 293 | 22 | 22 | |
| TOTALS | RPI 1-25 | RPI 26-50 | W-L RECORDS | RPI 51-100 | RPI 101-150 | RPI 150+ | | | | |
| 3- 18 | 0- 1 | 0- 1 | OVERALL | 0- 1 | 0- 5 | 3- 10 | | | | |
| 2- 6 | 0- 0 | 0- 1 | HOME | 0- 0 | 0- 1 | 2- 4 | | | | |
| 1- 11 | 0- 1 | 0- 0 | AWAY | 0- 1 | 0- 3 | 1- 6 | | | | |
| 0- 1 | 0- 0 | 0- 0 | NEUTRAL | 0- 0 | 0- 1 | 0- 0 | | | | |
| 1- 10 | 0- 1 | 0- 0 | NON-CONFERENCE | 0- 1 | 0- 3 | 1- 5 | | | | |
| 0- 3 | 0- 0 | 0- 0 | HOME | 0- 0 | 0- 1 | 0- 2 | | | | |
| 1- 6 | 0- 1 | 0- 0 | AWAY | 0- 1 | 0- 1 | 1- 3 | | | | |
| 0- 1 | 0- 0 | 0- 0 | NEUTRAL | 0- 0 | 0- 1 | 0- 0 | | | | |
| 2- 8 | 0- 0 | 0- 1 | CONFERENCE | 0- 0 | 0- 2 | 2- 5 | | | | |
| 2- 3 | 0- 0 | 0- 1 | HOME | 0- 0 | 0- 0 | 2- 2 | | | | |
| 0- 5 | 0- 0 | 0- 0 | AWAY | 0- 0 | 0- 2 | 0- 3 | | | | |
| 0- 0 | 0- 0 | 0- 0 | NEUTRAL | 0- 0 | 0- 0 | 0- 0 | | | | |

| RPI 1-25 | | | | RPI 26-50 | | | | RPI 51-100 | | | | RPI 101+ Team's RPI: 297 | | | |
|---------------------------|---|-----------------|-------|-----------|---|-----------------|-------|------------|---|------------|-------|--------------------------|---|----------------------|-------|
| RPI | S | Opponent | Score | RPI | S | Opponent | Score | RPI | S | Opponent | Score | RPI | S | Opponent | Score |
| 18 | A | Maryland | 48 83 | 48 | H | Bucknell | 57 75 | 93 | A | Georgetown | 30 45 | 101 | A | American | 38 82 |
| | | | | | | | | | | | | 102 | N | Boston College | 47 73 |
| | | | | | | | | | | | | 119 | A | Towson | 57 62 |
| | | | | | | | | | | | | 137 | A | Lehigh | 42 51 |
| | | | | | | | | | | | | 147 | H | William & Mary | 49 65 |
| | | | | | | | | | | | | 167 | H | Boston U. | 62 64 |
| | | | | | | | | | | | | 202 | A | George Mason | 38 70 |
| | | | | | | | | | | | | 209 | A | Holy Cross | 60 78 |
| | | | | | | | | | | | | 216 | H | Navy | 46 58 |
| | | | | | | | | | | | | 226 | A | Dartmouth | 41 54 |
| | | | | | | | | | | | | 230 | A | Monmouth | 75 67 |
| | | | | | | | | | | | | 232 | A | Colgate | 64 73 |
| | | | | | | | | | | | | 245 | H | Mt. St. Mary's | 67 77 |
| | | | | | | | | | | | | 254 | H | St. Francis Brooklyn | 70 75 |
| | | | | | | | | | | | | 281 | A | Saint Joseph's | 46 49 |
| | | | | | | | | | | | | 296 | A | Army West Point | 57 69 |
| | | | | | | | | | | | | 296 | H | Army West Point | 70 51 |
| | | | | | | | | | | | | 318 | H | Lafayette | 62 50 |
| LAST 12 Division I GAMES: | | | | | | | | | | | | | | | |
| 296 | H | Army West Point | 70 51 | 281 | A | Saint Joseph's | 46 49 | | | | | | | | |
| 137 | A | Lehigh | 42 51 | 209 | A | Holy Cross | 60 78 | | | | | | | | |
| 232 | A | Colgate | 64 73 | 167 | H | Boston U. | 62 64 | | | | | | | | |
| 48 | H | Bucknell | 57 75 | 296 | A | Army West Point | 57 69 | | | | | | | | |
| 318 | H | Lafayette | 62 50 | 216 | H | Navy | 46 58 | | | | | | | | |
| 101 | A | American | 38 82 | 230 | A | Monmouth | 75 67 | | | | | | | | |

Non-Div I Games:

Loyola Maryland

Loss, Non-Conf, S Site, H Home A Away N Neutral

| | | | | | | | | | | |
|-------------------|----------|-----------|----------------|------------|-------------|---------------|------|------|-------|-----------|
| Average RPI Win: | 163 | WON-LOST | WINNING | LAST 10 | STRENGTH OF | OPP. STRENGTH | TEAM | ADJ. | CONF. | ADJ CONF. |
| Average RPI Loss: | 109 | RECORD | PCT. RANK | GAMES | SCHEDULE | OF SCHEDULE | RPI | RPI | RPI | RPI |
| DIV. I ONLY | 13- 10 | 135 | 1- 0 | 74 | 109 | 111 | 111 | 8 | 8 | |
| DIV. I NON-CONF. | 7- 5 | 132 | 1- 0 | 106 | 164 | 107 | 107 | 7 | 7 | |
| <hr/> | | | | | | | | | | |
| TOTALS | RPI 1-25 | RPI 26-50 | W-L RECORDS | RPI 51-100 | RPI 101-150 | RPI 150+ | | | | |
| 13- 10 | 0- 1 | 2- 3 | OVERALL | 3- 1 | 1- 1 | 7- 4 | | | | |
| 8- 3 | 0- 1 | 2- 0 | HOME | 1- 0 | 0- 0 | 5- 2 | | | | |
| 5- 4 | 0- 0 | 0- 1 | AWAY | 2- 1 | 1- 1 | 2- 1 | | | | |
| 0- 3 | 0- 0 | 0- 2 | NEUTRAL | 0- 0 | 0- 0 | 0- 1 | | | | |
| 7- 5 | 0- 0 | 1- 2 | NON-CONFERENCE | 2- 0 | 1- 0 | 3- 3 | | | | |
| 4- 1 | 0- 0 | 1- 0 | HOME | 1- 0 | 0- 0 | 2- 1 | | | | |
| 3- 1 | 0- 0 | 0- 0 | AWAY | 1- 0 | 1- 0 | 1- 1 | | | | |
| 0- 3 | 0- 0 | 0- 2 | NEUTRAL | 0- 0 | 0- 0 | 0- 1 | | | | |
| 6- 5 | 0- 1 | 1- 1 | CONFERENCE | 1- 1 | 0- 1 | 4- 1 | | | | |
| 4- 2 | 0- 1 | 1- 0 | HOME | 0- 0 | 0- 0 | 3- 1 | | | | |
| 2- 3 | 0- 0 | 0- 1 | AWAY | 1- 1 | 0- 1 | 1- 0 | | | | |
| 0- 0 | 0- 0 | 0- 0 | NEUTRAL | 0- 0 | 0- 0 | 0- 0 | | | | |

| RPI 1-25 | | | | RPI 26-50 | | | | RPI 51-100 | | | | RPI 101+ Team's RPI: 111 | | | |
|---------------------------|---|-------------------|-------|-----------|---|---------------|-------|------------|---|-------------------|-------|--------------------------|---|------------------|--------|
| RPI | S | Opponent | Score | RPI | S | Opponent | Score | RPI | S | Opponent | Score | RPI | S | Opponent | Score |
| 12 | H | Gonzaga | 53 78 | 32 | N | Indiana | 43 67 | 52 | A | Saint Mary's (CA) | 62 86 | 138 | A | Pepperdine | 86 95 |
| | | | | 34 | A | BYU | 44 55 | 72 | A | Arizona | 66 64 | 144 | A | CSUN | 72 53 |
| | | | | 34 | H | BYU | 61 58 | 78 | H | UC Davis | 60 53 | 166 | H | Portland | 76 58 |
| | | | | 36 | N | South Dakota | 40 67 | 79 | A | Pacific | 72 67 | 168 | A | Denver | 75 104 |
| | | | | 49 | H | UCLA | 69 63 | | | | | 173 | H | Santa Clara | 75 83 |
| | | | | | | | | | | | | 181 | N | Grambling | 61 62 |
| | | | | | | | | | | | | 212 | H | Robert Morris | 61 53 |
| | | | | | | | | | | | | 228 | H | San Francisco | 66 58 |
| | | | | | | | | | | | | 248 | H | Long Beach St. | 71 62 |
| | | | | | | | | | | | | 253 | A | San Diego | 69 52 |
| | | | | | | | | | | | | 253 | H | San Diego | 83 57 |
| | | | | | | | | | | | | 266 | H | Northern Ariz. | 62 63 |
| | | | | | | | | | | | | 305 | A | UC Santa Barbara | 70 57 |
| <hr/> | | | | | | | | | | | | | | | |
| LAST 12 Division I GAMES: | | | | | | | | | | | | | | | |
| 253 | H | San Diego | 83 57 | 212 | H | Robert Morris | 61 53 | | | | | | | | |
| 34 | H | BYU | 61 58 | 228 | H | San Francisco | 66 58 | | | | | | | | |
| 52 | A | Saint Mary's (CA) | 62 86 | 34 | A | BYU | 44 55 | | | | | | | | |
| 79 | A | Pacific | 72 67 | 253 | A | San Diego | 69 52 | | | | | | | | |
| 138 | A | Pepperdine | 86 95 | 166 | H | Portland | 76 58 | | | | | | | | |
| 173 | H | Santa Clara | 75 83 | 12 | H | Gonzaga | 53 78 | | | | | | | | |

Non-Div I Games:

Loyola Marymount

■ Loss,
 ■ Non-Conf,
 ■ S Site,
 ■ H Home
 ■ A Away
 N Neutral

Maine

Through Games Of Feb. 3, 2019

| Average RPI Win: | 215 | WON-LOST | WINNING | LAST 10 | STRENGTH OF | OPP. STRENGTH | TEAM | ADJ. | CONF. | ADJ CONF. |
|-------------------|----------|-----------|----------------|------------|-------------|---------------|------|------|-------|-----------|
| Average RPI Loss: | 86 | RECORD | PCT. RANK | GAMES | SCHEDULE | OF SCHEDULE | RPI | RPI | RPI | RPI |
| DIV. I ONLY | 15- 7 | 81 | 0- 1 | 133 | 168 | 76 | 76 | 23 | 23 | |
| DIV. I NON-CONF. | 7- 6 | 153 | 0- 1 | 33 | 76 | 51 | 51 | 25 | 25 | |
| TOTALS | RPI 1-25 | RPI 26-50 | W-L RECORDS | RPI 51-100 | RPI 101-150 | RPI 150+ | | | | |
| 15- 7 | 1- 1 | 0- 0 | OVERALL | 3- 4 | 0- 2 | 11- 0 | | | | |
| 7- 1 | 0- 0 | 0- 0 | HOME | 1- 1 | 0- 0 | 6- 0 | | | | |
| 6- 5 | 1- 1 | 0- 0 | AWAY | 1- 3 | 0- 1 | 4- 0 | | | | |
| 2- 1 | 0- 0 | 0- 0 | NEUTRAL | 1- 0 | 0- 1 | 1- 0 | | | | |
| 7- 6 | 1- 1 | 0- 0 | NON-CONFERENCE | 3- 3 | 0- 2 | 3- 0 | | | | |
| 2- 1 | 0- 0 | 0- 0 | HOME | 1- 1 | 0- 0 | 1- 0 | | | | |
| 3- 4 | 1- 1 | 0- 0 | AWAY | 1- 2 | 0- 1 | 1- 0 | | | | |
| 2- 1 | 0- 0 | 0- 0 | NEUTRAL | 1- 0 | 0- 1 | 1- 0 | | | | |
| 8- 1 | 0- 0 | 0- 0 | CONFERENCE | 0- 1 | 0- 0 | 8- 0 | | | | |
| 5- 0 | 0- 0 | 0- 0 | HOME | 0- 0 | 0- 0 | 5- 0 | | | | |
| 3- 1 | 0- 0 | 0- 0 | AWAY | 0- 1 | 0- 0 | 3- 0 | | | | |
| 0- 0 | 0- 0 | 0- 0 | NEUTRAL | 0- 0 | 0- 0 | 0- 0 | | | | |

| RPI 1-25 | | | | RPI 26-50 | | | | RPI 51-100 Team's RPI: 76 | | | | RPI 101+ | | | |
|---------------------------|---|----------------|-------|-----------|---|---------------|-------|---------------------------|---|--------------|-------|----------|---|---------------|--------|
| RPI | S | Opponent | Score | RPI | S | Opponent | Score | RPI | S | Opponent | Score | RPI | S | Opponent | Score |
| 9 | A | NC State | 46 84 | | | | | 68 | A | Harvard | 67 60 | 130 | N | Chattanooga | 61 66 |
| 22 | A | North Carolina | 85 73 | | | | | 69 | A | Green Bay | 39 70 | 140 | A | Fordham | 64 72 |
| | | | | | | | | 70 | H | Duke | 63 66 | 165 | A | Stony Brook | 68 54 |
| | | | | | | | | 81 | N | Penn | 47 46 | 236 | H | Albany (NY) | 76 65 |
| | | | | | | | | 82 | H | Toledo | 73 59 | 239 | H | Brown | 102 96 |
| | | | | | | | | 84 | A | Northeastern | 55 63 | 243 | H | Binghamton | 95 66 |
| | | | | | | | | 97 | A | Hartford | 46 49 | 256 | N | N.C. A&T | 58 52 |
| | | | | | | | | | | | | 273 | A | Vermont | 63 51 |
| | | | | | | | | | | | | 299 | A | Bryant | 74 57 |
| | | | | | | | | | | | | 301 | H | UMBC | 84 44 |
| | | | | | | | | | | | | 306 | H | UMass Lowell | 79 45 |
| | | | | | | | | | | | | 328 | A | New Hampshire | 69 45 |
| | | | | | | | | | | | | 328 | H | New Hampshire | 67 46 |
| LAST 12 Division I GAMES: | | | | | | | | | | | | | | | |
| 328 | A | New Hampshire | 69 45 | 130 | N | Chattanooga | 61 66 | | | | | | | | |
| 306 | H | UMass Lowell | 79 45 | 273 | A | Vermont | 63 51 | | | | | | | | |
| 243 | H | Binghamton | 95 66 | 301 | H | UMBC | 84 44 | | | | | | | | |
| 165 | A | Stony Brook | 68 54 | 328 | H | New Hampshire | 67 46 | | | | | | | | |
| 97 | A | Hartford | 46 49 | 140 | A | Fordham | 64 72 | | | | | | | | |
| 236 | H | Albany (NY) | 76 65 | 84 | A | Northeastern | 55 63 | | | | | | | | |

Non-Div I Games:

Maine

■ Loss,
 ■ Non-Conf,
 ■ S Site,
 ■ Home
 ■ A Away
 N Neutral

| | | | | | | | | | | |
|-------------------|----------|-----------|----------------|------------|-------------|---------------|------|------|-------|-----------|
| Average RPI Win: | 289 | WON-LOST | WINNING | LAST 10 | STRENGTH OF | OPP. STRENGTH | TEAM | ADJ. | CONF. | ADJ CONF. |
| Average RPI Loss: | 210 | RECORD | PCT. RANK | GAMES | SCHEDULE | OF SCHEDULE | RPI | RPI | RPI | RPI |
| DIV. I ONLY | 6- 14 | 273 | 1- 0 | 271 | 347 | 319 | 319 | 26 | 26 | |
| DIV. I NON-CONF. | 2- 9 | 297 | 0- 0 | 216 | 349 | 336 | 336 | 28 | 28 | |
| TOTALS | RPI 1-25 | RPI 26-50 | W-L RECORDS | RPI 51-100 | RPI 101-150 | RPI 150+ | | | | |
| 6- 14 | 0- 0 | 0- 0 | OVERALL | 0- 2 | 1- 1 | 5- 11 | | | | |
| 5- 7 | 0- 0 | 0- 0 | HOME | 0- 2 | 0- 0 | 5- 5 | | | | |
| 1- 7 | 0- 0 | 0- 0 | AWAY | 0- 0 | 1- 1 | 0- 6 | | | | |
| 0- 0 | 0- 0 | 0- 0 | NEUTRAL | 0- 0 | 0- 0 | 0- 0 | | | | |
| 2- 9 | 0- 0 | 0- 0 | NON-CONFERENCE | 0- 2 | 0- 1 | 2- 6 | | | | |
| 2- 5 | 0- 0 | 0- 0 | HOME | 0- 2 | 0- 0 | 2- 3 | | | | |
| 0- 4 | 0- 0 | 0- 0 | AWAY | 0- 0 | 0- 1 | 0- 3 | | | | |
| 0- 0 | 0- 0 | 0- 0 | NEUTRAL | 0- 0 | 0- 0 | 0- 0 | | | | |
| 4- 5 | 0- 0 | 0- 0 | CONFERENCE | 0- 0 | 1- 0 | 3- 5 | | | | |
| 3- 2 | 0- 0 | 0- 0 | HOME | 0- 0 | 0- 0 | 3- 2 | | | | |
| 1- 3 | 0- 0 | 0- 0 | AWAY | 0- 0 | 1- 0 | 0- 3 | | | | |
| 0- 0 | 0- 0 | 0- 0 | NEUTRAL | 0- 0 | 0- 0 | 0- 0 | | | | |

| RPI 1-25 | | | | RPI 26-50 | | | | RPI 51-100 | | | | RPI 101+ Team's RPI: 319 | | | | | |
|---------------------------|---|-----------|-------|-----------|-----|----------|--------------|------------|----|------------|-------|--------------------------|-----|----------|----------------------|----|----|
| RPI | S | Opponent | Score | RPI | S | Opponent | Score | RPI | S | Opponent | Score | RPI | S | Opponent | Score | | |
| | | | | | | | | 83 | H | Wright St. | 44 | 60 | 140 | A | Fordham | 61 | 65 |
| | | | | | | | | 88 | H | Drexel | 39 | 53 | 150 | A | Marist | 69 | 51 |
| | | | | | | | | | | | | | 165 | H | Stony Brook | 48 | 79 |
| | | | | | | | | | | | | | 194 | H | Rider | 63 | 73 |
| | | | | | | | | | | | | | 209 | A | Holy Cross | 53 | 61 |
| | | | | | | | | | | | | | 231 | A | Niagara | 51 | 61 |
| | | | | | | | | | | | | | 231 | H | Niagara | 54 | 58 |
| | | | | | | | | | | | | | 236 | A | Albany (NY) | 54 | 60 |
| | | | | | | | | | | | | | 242 | H | Sacred Heart | 46 | 74 |
| | | | | | | | | | | | | | 254 | A | St. Francis Brooklyn | 65 | 73 |
| | | | | | | | | | | | | | 267 | A | Canisius | 44 | 47 |
| | | | | | | | | | | | | | 271 | A | Siena | 56 | 62 |
| | | | | | | | | | | | | | 271 | H | Siena | 52 | 48 |
| | | | | | | | | | | | | | 316 | H | Fairfield | 47 | 41 |
| | | | | | | | | | | | | | 318 | H | Lafayette | 60 | 49 |
| | | | | | | | | | | | | | 329 | H | Iona | 55 | 33 |
| | | | | | | | | | | | | | 331 | H | Detroit Mercy | 56 | 58 |
| | | | | | | | | | | | | | 351 | H | LIU Brooklyn | 61 | 46 |
| LAST 12 Division I GAMES: | | | | | | | | | | | | | | | | | |
| 316 | H | Fairfield | 47 | 41 | 271 | H | Siena | 52 | 48 | | | | | | | | |
| 150 | A | Marist | 69 | 51 | 231 | A | Niagara | 51 | 61 | | | | | | | | |
| 231 | H | Niagara | 54 | 58 | 267 | A | Canisius | 44 | 47 | | | | | | | | |
| 194 | H | Rider | 63 | 73 | 209 | A | Holy Cross | 53 | 61 | | | | | | | | |
| 329 | H | Iona | 55 | 33 | 242 | H | Sacred Heart | 46 | 74 | | | | | | | | |
| 271 | A | Siena | 56 | 62 | 83 | H | Wright St. | 44 | 60 | | | | | | | | |

Non-Div I Games:

Manhattan

| | | | | | | | | | |
|------------------------------|----------|-----------|----------------|-------------|---------------|----------|------|-------|-----------|
| Average RPI Win: 238 | WON-LOST | WINNING | LAST 10 | STRENGTH OF | OPP. STRENGTH | TEAM | ADJ. | CONF. | ADJ CONF. |
| Average RPI Loss: 144 | RECORD | PCT. RANK | GAMES | SCHEDULE | OF SCHEDULE | RPI | RPI | RPI | RPI |
| DIV. I ONLY | 16- 7 | 72 | 1- 0 | 270 | 224 | 150 | 150 | 26 | 26 |
| DIV. I NON-CONF. | 8- 4 | 91 | 0- 0 | 205 | 139 | 105 | 105 | 28 | 28 |
| TOTALS | RPI 1-25 | RPI 26-50 | W-L RECORDS | RPI 51-100 | RPI 101-150 | RPI 150+ | | | |
| 16- 7 | 0- 0 | 0- 0 | OVERALL | 1- 4 | 0- 0 | 15- 3 | | | |
| 6- 4 | 0- 0 | 0- 0 | HOME | 1- 1 | 0- 0 | 5- 3 | | | |
| 8- 2 | 0- 0 | 0- 0 | AWAY | 0- 2 | 0- 0 | 8- 0 | | | |
| 2- 1 | 0- 0 | 0- 0 | NEUTRAL | 0- 1 | 0- 0 | 2- 0 | | | |
| 8- 4 | 0- 0 | 0- 0 | NON-CONFERENCE | 1- 3 | 0- 0 | 7- 1 | | | |
| 3- 1 | 0- 0 | 0- 0 | HOME | 1- 0 | 0- 0 | 2- 1 | | | |
| 3- 2 | 0- 0 | 0- 0 | AWAY | 0- 2 | 0- 0 | 3- 0 | | | |
| 2- 1 | 0- 0 | 0- 0 | NEUTRAL | 0- 1 | 0- 0 | 2- 0 | | | |
| 8- 3 | 0- 0 | 0- 0 | CONFERENCE | 0- 1 | 0- 0 | 8- 2 | | | |
| 3- 3 | 0- 0 | 0- 0 | HOME | 0- 1 | 0- 0 | 3- 2 | | | |
| 5- 0 | 0- 0 | 0- 0 | AWAY | 0- 0 | 0- 0 | 5- 0 | | | |
| 0- 0 | 0- 0 | 0- 0 | NEUTRAL | 0- 0 | 0- 0 | 0- 0 | | | |

| RPI 1-25 | | | RPI 26-50 | | | RPI 51-100 | | | RPI 101+ | | | Team's RPI: 150 |
|---------------------------|---|----------|-----------|-----|---|------------|-----------------|-----|----------|----------|-----------------|-----------------|
| RPI | S | Opponent | Score | RPI | S | Opponent | Score | RPI | S | Opponent | Score | |
| | | | | | | 60 | H Quinnipiac | 69 | 76 | 167 | H Boston U. | 68 57 |
| | | | | | | 70 | A Duke | 56 | 64 | 186 | H Temple | 74 68 |
| | | | | | | 77 | A Princeton | 57 | 60 | 194 | H Rider | 58 68 |
| | | | | | | 83 | N Wright St. | 60 | 76 | 200 | A Elon | 61 57 |
| | | | | | | 84 | H Northeastern | 90 | 84 | 208 | H Massachusetts | 55 70 |
| | | | | | | | | | | 216 | A Navy | 72 48 |
| | | | | | | | | | | 230 | H Monmouth | 69 45 |
| | | | | | | | | | | 231 | A Niagara | 87 58 |
| | | | | | | | | | | 233 | N Stetson | 76 69 |
| | | | | | | | | | | 236 | A Albany (NY) | 74 56 |
| | | | | | | | | | | 250 | N Hofstra | 71 57 |
| | | | | | | | | | | 267 | A Canisius | 71 66 |
| | | | | | | | | | | 271 | A Siena | 73 58 |
| | | | | | | | | | | 271 | H Siena | 88 59 |
| | | | | | | | | | | 315 | A Saint Peter's | 62 42 |
| | | | | | | | | | | 316 | A Fairfield | 56 46 |
| | | | | | | | | | | 319 | H Manhattan | 51 69 |
| | | | | | | | | | | 329 | H Iona | 76 36 |
| LAST 12 Division I GAMES: | | | | | | | | | | | | |
| | | | | | | 194 | H Rider | 58 | 68 | 271 | A Siena | 73 58 |
| | | | | | | 319 | H Manhattan | 51 | 69 | 316 | A Fairfield | 56 46 |
| | | | | | | 315 | A Saint Peter's | 62 | 42 | 60 | H Quinnipiac | 69 76 |
| | | | | | | 329 | H Iona | 76 | 36 | 267 | A Canisius | 71 66 |
| | | | | | | 271 | H Siena | 88 | 59 | 231 | A Niagara | 87 58 |
| | | | | | | 230 | H Monmouth | 69 | 45 | 208 | H Massachusetts | 55 70 |

Non-Div I Games:

Marist

Marquette

Through Games Of Feb. 3, 2019

| | | | | | | | | | | |
|-------------------|----------|-----------|----------------|------------|-------------|---------------|------|------|-------|-----------|
| Average RPI Win: | 110 | WON-LOST | WINNING | LAST 10 | STRENGTH OF | OPP. STRENGTH | TEAM | ADJ. | CONF. | ADJ CONF. |
| Average RPI Loss: | 12 | RECORD | PCT. RANK | GAMES | SCHEDULE | OF SCHEDULE | RPI | RPI | RPI | RPI |
| DIV. I ONLY | 19- 3 | 12 | 1- 0 | 17 | 27 | 7 | 7 | 6 | 6 | |
| DIV. I NON-CONF. | 9- 3 | 61 | 1- 0 | 22 | 18 | 17 | 17 | 4 | 4 | |
| TOTALS | RPI 1-25 | RPI 26-50 | W-L RECORDS | RPI 51-100 | RPI 101-150 | RPI 150+ | | | | |
| 19- 3 | 0- 2 | 5- 1 | OVERALL | 5- 0 | 5- 0 | 4- 0 | | | | |
| 12- 1 | 0- 1 | 2- 0 | HOME | 3- 0 | 5- 0 | 2- 0 | | | | |
| 7- 2 | 0- 1 | 3- 1 | AWAY | 2- 0 | 0- 0 | 2- 0 | | | | |
| 0- 0 | 0- 0 | 0- 0 | NEUTRAL | 0- 0 | 0- 0 | 0- 0 | | | | |
| 9- 3 | 0- 2 | 1- 1 | NON-CONFERENCE | 4- 0 | 1- 0 | 3- 0 | | | | |
| 7- 1 | 0- 1 | 1- 0 | HOME | 3- 0 | 1- 0 | 2- 0 | | | | |
| 2- 2 | 0- 1 | 0- 1 | AWAY | 1- 0 | 0- 0 | 1- 0 | | | | |
| 0- 0 | 0- 0 | 0- 0 | NEUTRAL | 0- 0 | 0- 0 | 0- 0 | | | | |
| 10- 0 | 0- 0 | 4- 0 | CONFERENCE | 1- 0 | 4- 0 | 1- 0 | | | | |
| 5- 0 | 0- 0 | 1- 0 | HOME | 0- 0 | 4- 0 | 0- 0 | | | | |
| 5- 0 | 0- 0 | 3- 0 | AWAY | 1- 0 | 0- 0 | 1- 0 | | | | |
| 0- 0 | 0- 0 | 0- 0 | NEUTRAL | 0- 0 | 0- 0 | 0- 0 | | | | |

| RPI 1-25 | | | | RPI 26-50 | | | | RPI 51-100 | | | | RPI 101+ | | | |
|---------------------------|---|-----------------|-------|-----------|---|------------------|-------|------------|---|--------------|--------|----------|---|-----------------|--------|
| RPI | S | Opponent | Score | RPI | S | Opponent | Score | RPI | S | Opponent | Score | RPI | S | Opponent | Score |
| 1 | H | Notre Dame | 63 87 | 27 | A | Miami (FL) | 55 63 | 55 | H | Michigan | 85 74 | 103 | H | Providence | 85 46 |
| 8 | A | Mississippi St. | 82 87 | 28 | H | South Dakota St. | 91 52 | 69 | H | Green Bay | 80 54 | 105 | H | Creighton | 85 67 |
| | | | | 37 | A | DePaul | 93 87 | 85 | A | Northwestern | 76 57 | 106 | H | Seton Hall | 96 60 |
| | | | | 37 | H | DePaul | 96 63 | 93 | A | Georgetown | 72 62 | 125 | H | St. John's (NY) | 83 73 |
| | | | | 43 | A | Villanova | 91 55 | 94 | H | UNI | 102 61 | 132 | H | Montana St. | 100 52 |
| | | | | 45 | A | Butler | 87 58 | | | | | 169 | A | Xavier | 90 44 |
| | | | | | | | | | | | | 193 | A | Milwaukee | 83 74 |
| | | | | | | | | | | | | 243 | H | Binghamton | 93 40 |
| | | | | | | | | | | | | 333 | H | UIC | 96 32 |
| LAST 12 Division I GAMES: | | | | | | | | | | | | | | | |
| | | | | 27 | A | Miami (FL) | 55 63 | 94 | H | UNI | 102 61 | | | | |
| | | | | 37 | A | DePaul | 93 87 | 93 | A | Georgetown | 72 62 | | | | |
| | | | | 45 | A | Butler | 87 58 | 43 | A | Villanova | 91 55 | | | | |
| | | | | 169 | A | Xavier | 90 44 | 37 | H | DePaul | 96 63 | | | | |
| | | | | 125 | H | St. John's (NY) | 83 73 | 105 | H | Creighton | 85 67 | | | | |
| | | | | 106 | H | Seton Hall | 96 60 | 103 | H | Providence | 85 46 | | | | |

Non-Div I Games:

Marquette

Loss, Non-Conf, S Site, H Home A Away N Neutral

Marshall

Through Games Of Feb. 3, 2019

| | | | | | | | | | | |
|-------------------|----------|-----------|----------------|------------|-------------|---------------|------|------|-------|-----------|
| Average RPI Win: | 258 | WON-LOST | WINNING | LAST 10 | STRENGTH OF | OPP. STRENGTH | TEAM | ADJ. | CONF. | ADJ CONF. |
| Average RPI Loss: | 148 | RECORD | PCT. RANK | GAMES | SCHEDULE | OF SCHEDULE | RPI | RPI | RPI | RPI |
| DIV. I ONLY | 12- 9 | 130 | 1- 0 | 341 | 127 | 229 | 229 | 14 | 14 | |
| DIV. I NON-CONF. | 5- 7 | 206 | 0- 0 | 344 | 176 | 324 | 324 | 18 | 18 | |
| TOTALS | RPI 1-25 | RPI 26-50 | W-L RECORDS | RPI 51-100 | RPI 101-150 | RPI 150+ | | | | |
| 12- 9 | 0- 0 | 0- 1 | OVERALL | 1- 0 | 0- 3 | 11- 5 | | | | |
| 8- 3 | 0- 0 | 0- 0 | HOME | 1- 0 | 0- 1 | 7- 2 | | | | |
| 4- 6 | 0- 0 | 0- 1 | AWAY | 0- 0 | 0- 2 | 4- 3 | | | | |
| 0- 0 | 0- 0 | 0- 0 | NEUTRAL | 0- 0 | 0- 0 | 0- 0 | | | | |
| 5- 7 | 0- 0 | 0- 1 | NON-CONFERENCE | 0- 0 | 0- 2 | 5- 4 | | | | |
| 5- 2 | 0- 0 | 0- 0 | HOME | 0- 0 | 0- 1 | 5- 1 | | | | |
| 0- 5 | 0- 0 | 0- 1 | AWAY | 0- 0 | 0- 1 | 0- 3 | | | | |
| 0- 0 | 0- 0 | 0- 0 | NEUTRAL | 0- 0 | 0- 0 | 0- 0 | | | | |
| 7- 2 | 0- 0 | 0- 0 | CONFERENCE | 1- 0 | 0- 1 | 6- 1 | | | | |
| 3- 1 | 0- 0 | 0- 0 | HOME | 1- 0 | 0- 0 | 2- 1 | | | | |
| 4- 1 | 0- 0 | 0- 0 | AWAY | 0- 0 | 0- 1 | 4- 0 | | | | |
| 0- 0 | 0- 0 | 0- 0 | NEUTRAL | 0- 0 | 0- 0 | 0- 0 | | | | |

| RPI 1-25 | | | RPI 26-50 | | | RPI 51-100 | | | RPI 101+ Team's RPI: 229 | | |
|---------------------------|---|----------------|-----------|-----|---|--------------|-------|-----|--------------------------|-----------------|-------|
| RPI | S | Opponent | Score | RPI | S | Opponent | Score | RPI | S | Opponent | Score |
| | | | | 47 | A | Clemson | 54 68 | 67 | H | Old Dominion | 57 48 |
| | | | | | | | | 116 | A | Western Ky. | 55 85 |
| | | | | | | | | 119 | H | Towson | 69 76 |
| | | | | | | | | 139 | A | Appalachian St. | 52 74 |
| | | | | | | | | 154 | A | Southern Ill. | 49 58 |
| | | | | | | | | 157 | H | Louisiana Tech | 90 88 |
| | | | | | | | | 158 | H | Charlotte | 63 62 |
| | | | | | | | | 172 | H | Indiana St. | 53 62 |
| | | | | | | | | 178 | A | Wisconsin | 49 67 |
| | | | | | | | | 185 | H | Southern Miss. | 52 64 |
| | | | | | | | | 220 | A | Bowling Green | 76 99 |
| | | | | | | | | 270 | H | Cleveland St. | 86 64 |
| | | | | | | | | 274 | A | UTSA | 79 72 |
| | | | | | | | | 279 | A | UTEP | 63 60 |
| | | | | | | | | 288 | A | Fla. Atlantic | 72 67 |
| | | | | | | | | 290 | H | Tennessee St. | 80 59 |
| | | | | | | | | 314 | A | FIU | 86 58 |
| | | | | | | | | 317 | H | Coppin St. | 88 67 |
| | | | | | | | | 337 | H | Evansville | 72 65 |
| | | | | | | | | 347 | H | Delaware St. | 75 63 |
| LAST 12 Division I GAMES: | | | | | | | | | | | |
| 279 | A | UTEP | 63 60 | 274 | A | UTSA | 79 72 | | | | |
| 185 | H | Southern Miss. | 52 64 | 158 | H | Charlotte | 63 62 | | | | |
| 157 | H | Louisiana Tech | 90 88 | 67 | H | Old Dominion | 57 48 | | | | |
| 314 | A | FIU | 86 58 | 347 | H | Delaware St. | 75 63 | | | | |
| 288 | A | Fla. Atlantic | 72 67 | 119 | H | Towson | 69 76 | | | | |
| 116 | A | Western Ky. | 55 85 | 47 | A | Clemson | 54 68 | | | | |

Non-Div I Games: Bluefield St. 82 29

Marshall

■ Loss,
 ■ Non-Conf, S Site,
 ■ Home
 ■ Away
 N Neutral

| | | | | | | | | | | |
|-------------------|----------|-----------|----------------|------------|-------------|---------------|------|------|-------|-----------|
| Average RPI Win: | 142 | WON-LOST | WINNING | LAST 10 | STRENGTH OF | OPP. STRENGTH | TEAM | ADJ. | CONF. | ADJ CONF. |
| Average RPI Loss: | 20 | RECORD | PCT. RANK | GAMES | SCHEDULE | OF SCHEDULE | RPI | RPI | RPI | RPI |
| DIV. I ONLY | 19- 2 | 8 | 1- 0 | 104 | 23 | 18 | 18 | 4 | 4 | |
| DIV. I NON-CONF. | 11- 0 | 1 | 0- 0 | 217 | 67 | 24 | 24 | 6 | 6 | |
| TOTALS | RPI 1-25 | RPI 26-50 | W-L RECORDS | RPI 51-100 | RPI 101-150 | RPI 150+ | | | | |
| 19- 2 | 1- 2 | 3- 0 | OVERALL | 2- 0 | 6- 0 | 7- 0 | | | | |
| 10- 1 | 0- 1 | 2- 0 | HOME | 1- 0 | 3- 0 | 4- 0 | | | | |
| 7- 1 | 1- 1 | 1- 0 | AWAY | 1- 0 | 2- 0 | 2- 0 | | | | |
| 2- 0 | 0- 0 | 0- 0 | NEUTRAL | 0- 0 | 1- 0 | 1- 0 | | | | |
| 11- 0 | 1- 0 | 2- 0 | NON-CONFERENCE | 0- 0 | 2- 0 | 6- 0 | | | | |
| 6- 0 | 0- 0 | 2- 0 | HOME | 0- 0 | 1- 0 | 3- 0 | | | | |
| 3- 0 | 1- 0 | 0- 0 | AWAY | 0- 0 | 0- 0 | 2- 0 | | | | |
| 2- 0 | 0- 0 | 0- 0 | NEUTRAL | 0- 0 | 1- 0 | 1- 0 | | | | |
| 8- 2 | 0- 2 | 1- 0 | CONFERENCE | 2- 0 | 4- 0 | 1- 0 | | | | |
| 4- 1 | 0- 1 | 0- 0 | HOME | 1- 0 | 2- 0 | 1- 0 | | | | |
| 4- 1 | 0- 1 | 1- 0 | AWAY | 1- 0 | 2- 0 | 0- 0 | | | | |
| 0- 0 | 0- 0 | 0- 0 | NEUTRAL | 0- 0 | 0- 0 | 0- 0 | | | | |

| RPI | S | Opponent | Score | RPI | S | Opponent | Score | RPI | S | Opponent | Score | RPI | S | Opponent | Score |
|---------------------------|---|----------------|-------|-----|---|-----------------|-------|-----|---|----------|-------|-----|---|-------------------|-------|
| 15 | A | South Carolina | 85 61 | 32 | A | Indiana | 76 56 | 55 | H | Michigan | 83 69 | 108 | H | Dayton | 82 71 |
| 16 | H | Rutgers | 65 73 | 40 | H | Georgia Tech | 67 54 | 100 | A | Nebraska | 81 63 | 109 | A | Ohio St. | 70 57 |
| 24 | A | Michigan St. | 60 77 | 42 | H | James Madison | 87 63 | | | | | 109 | H | Ohio St. | 75 69 |
| | | | | | | | | | | | | 110 | N | Georgia | 58 51 |
| | | | | | | | | | | | | 114 | A | Penn St. | 77 61 |
| | | | | | | | | | | | | 114 | H | Penn St. | 79 67 |
| | | | | | | | | | | | | 161 | A | Delaware | 77 53 |
| | | | | | | | | | | | | 178 | H | Wisconsin | 75 57 |
| | | | | | | | | | | | | 188 | A | George Washington | 69 30 |
| | | | | | | | | | | | | 297 | H | Loyola Maryland | 83 48 |
| | | | | | | | | | | | | 301 | H | UMBC | 92 61 |
| | | | | | | | | | | | | 302 | N | Morgan St. | 68 44 |
| | | | | | | | | | | | | 317 | H | Coppin St. | 93 36 |
| LAST 12 Division I GAMES: | | | | | | | | | | | | | | | |
| 32 | A | Indiana | 76 56 | 178 | H | Wisconsin | 75 57 | | | | | | | | |
| 109 | A | Ohio St. | 70 57 | 109 | H | Ohio St. | 75 69 | | | | | | | | |
| 114 | H | Penn St. | 79 67 | 16 | H | Rutgers | 65 73 | | | | | | | | |
| 24 | A | Michigan St. | 60 77 | 114 | A | Penn St. | 77 61 | | | | | | | | |
| 55 | H | Michigan | 83 69 | 161 | A | Delaware | 77 53 | | | | | | | | |
| 100 | A | Nebraska | 81 63 | 297 | H | Loyola Maryland | 83 48 | | | | | | | | |

Non-Div I Games:

Maryland

Massachusetts

Through Games Of Feb. 3, 2019

| | | | | | | | | | |
|------------------------------|---------------|------------|----------------|-------------|---------------|------------|------------|-----------|-----------|
| Average RPI Win: 233 | WON-LOST | WINNING | LAST 10 | STRENGTH OF | OPP. STRENGTH | TEAM | ADJ. | CONF. | ADJ CONF. |
| Average RPI Loss: 177 | RECORD | PCT. RANK | GAMES | SCHEDULE | OF SCHEDULE | RPI | RPI | RPI | RPI |
| DIV. I ONLY | 11- 11 | 160 | 0- 1 | 251 | 269 | 208 | 208 | 17 | 17 |
| DIV. I NON-CONF. | 8- 6 | 138 | 0- 0 | 259 | 325 | 206 | 206 | 16 | 16 |
| TOTALS | RPI 1-25 | RPI 26-50 | W-L RECORDS | RPI 51-100 | RPI 101-150 | RPI 150+ | | | |
| 11- 11 | 0- 0 | 0- 1 | OVERALL | 0- 1 | 2- 3 | 9- 6 | | | |
| 6- 4 | 0- 0 | 0- 0 | HOME | 0- 0 | 0- 0 | 6- 4 | | | |
| 4- 6 | 0- 0 | 0- 0 | AWAY | 0- 1 | 2- 3 | 2- 2 | | | |
| 1- 1 | 0- 0 | 0- 1 | NEUTRAL | 0- 0 | 0- 0 | 1- 0 | | | |
| 8- 6 | 0- 0 | 0- 1 | NON-CONFERENCE | 0- 1 | 1- 1 | 7- 3 | | | |
| 5- 2 | 0- 0 | 0- 0 | HOME | 0- 0 | 0- 0 | 5- 2 | | | |
| 2- 3 | 0- 0 | 0- 0 | AWAY | 0- 1 | 1- 1 | 1- 1 | | | |
| 1- 1 | 0- 0 | 0- 1 | NEUTRAL | 0- 0 | 0- 0 | 1- 0 | | | |
| 3- 5 | 0- 0 | 0- 0 | CONFERENCE | 0- 0 | 1- 2 | 2- 3 | | | |
| 1- 2 | 0- 0 | 0- 0 | HOME | 0- 0 | 0- 0 | 1- 2 | | | |
| 2- 3 | 0- 0 | 0- 0 | AWAY | 0- 0 | 1- 2 | 1- 1 | | | |
| 0- 0 | 0- 0 | 0- 0 | NEUTRAL | 0- 0 | 0- 0 | 0- 0 | | | |

| RPI 1-25 | | | RPI 26-50 | | | RPI 51-100 | | | RPI 101+ | | | Team's RPI: 208 |
|---------------------------|---|-----------------|--------------|-----|---|--------------|--------------|-----|----------|-------------------|--------------|-----------------|
| RPI | S | Opponent | Score | RPI | S | Opponent | Score | RPI | S | Opponent | Score | |
| | | | | 48 | N | Bucknell | 58 77 | 84 | A | Northeastern | 52 53 | |
| | | | | | | | | 108 | A | Dayton | 47 75 | |
| | | | | | | | | 119 | A | Towson | 53 78 | |
| | | | | | | | | 120 | A | VCU | 48 52 | |
| | | | | | | | | 133 | A | Davidson | 70 58 | |
| | | | | | | | | 150 | A | Marist | 70 55 | |
| | | | | | | | | 167 | H | Boston U. | 66 55 | |
| | | | | | | | | 196 | H | Saint Louis | 70 66 | |
| | | | | | | | | 202 | H | George Mason | 52 70 | |
| | | | | | | | | 203 | H | St. Bonaventure | 63 64 | |
| | | | | | | | | 211 | H | UTRGV | 74 70 | |
| | | | | | | | | 222 | H | North Dakota | 52 59 | |
| | | | | | | | | 239 | A | Brown | 90 61 | |
| | | | | | | | | 242 | H | Sacred Heart | 78 61 | |
| | | | | | | | | 261 | A | Richmond | 58 62 | |
| | | | | | | | | 271 | A | Siena | 59 64 | |
| | | | | | | | | 286 | A | La Salle | 74 60 | |
| | | | | | | | | 298 | H | Central Conn. St. | 74 59 | |
| | | | | | | | | 306 | H | UMass Lowell | 59 62 | |
| | | | | | | | | 316 | N | Fairfield | 59 49 | |
| | | | | | | | | 324 | H | Incarinate Word | 71 59 | |
| LAST 12 Division I GAMES: | | | | | | | | | | | | |
| 120 | A | VCU | 48 52 | 261 | A | Richmond | 58 62 | | | | | |
| 203 | H | St. Bonaventure | 63 64 | 196 | H | Saint Louis | 70 66 | | | | | |
| 133 | A | Davidson | 70 58 | 150 | A | Marist | 70 55 | | | | | |
| 202 | H | George Mason | 52 70 | 306 | H | UMass Lowell | 59 62 | | | | | |
| 286 | A | La Salle | 74 60 | 271 | A | Siena | 59 64 | | | | | |
| 108 | A | Dayton | 47 75 | 167 | H | Boston U. | 66 55 | | | | | |

Non-Div I Games:

Massachusetts

■ Loss,
 ■ Non-Conf,
 ■ S Site,
 ■ H Home
 ■ A Away
 N Neutral

McNeese

Through Games Of Feb. 3, 2019

| | | | | | | | | | | |
|-------------------|----------|-----------|----------------|------------|-------------|---------------|------|------|-------|-----------|
| Average RPI Win: | 269 | WON-LOST | WINNING | LAST 10 | STRENGTH OF | OPP. STRENGTH | TEAM | ADJ. | CONF. | ADJ CONF. |
| Average RPI Loss: | 182 | RECORD | PCT. RANK | GAMES | SCHEDULE | OF SCHEDULE | RPI | RPI | RPI | RPI |
| DIV. I ONLY | 3- 13 | 317 | 0- 1 | 239 | 283 | 312 | 312 | 27 | 27 | |
| DIV. I NON-CONF. | 0- 8 | 336 | 0- 0 | 94 | 190 | 309 | 309 | 23 | 23 | |
| TOTALS | RPI 1-25 | RPI 26-50 | W-L RECORDS | RPI 51-100 | RPI 101-150 | RPI 150+ | | | | |
| 3- 13 | 0- 0 | 0- 2 | OVERALL | 0- 2 | 0- 1 | 3- 8 | | | | |
| 2- 4 | 0- 0 | 0- 0 | HOME | 0- 1 | 0- 0 | 2- 3 | | | | |
| 1- 9 | 0- 0 | 0- 2 | AWAY | 0- 1 | 0- 1 | 1- 5 | | | | |
| 0- 0 | 0- 0 | 0- 0 | NEUTRAL | 0- 0 | 0- 0 | 0- 0 | | | | |
| 0- 8 | 0- 0 | 0- 2 | NON-CONFERENCE | 0- 1 | 0- 1 | 0- 4 | | | | |
| 0- 2 | 0- 0 | 0- 0 | HOME | 0- 0 | 0- 0 | 0- 2 | | | | |
| 0- 6 | 0- 0 | 0- 2 | AWAY | 0- 1 | 0- 1 | 0- 2 | | | | |
| 0- 0 | 0- 0 | 0- 0 | NEUTRAL | 0- 0 | 0- 0 | 0- 0 | | | | |
| 3- 5 | 0- 0 | 0- 0 | CONFERENCE | 0- 1 | 0- 0 | 3- 4 | | | | |
| 2- 2 | 0- 0 | 0- 0 | HOME | 0- 1 | 0- 0 | 2- 1 | | | | |
| 1- 3 | 0- 0 | 0- 0 | AWAY | 0- 0 | 0- 0 | 1- 3 | | | | |
| 0- 0 | 0- 0 | 0- 0 | NEUTRAL | 0- 0 | 0- 0 | 0- 0 | | | | |

| RPI | S | Opponent | Score | RPI | S | Opponent | Score | RPI | S | Opponent | Score | RPI | S | Opponent | Score | Team's RPI: 312 |
|---------------------------|---|-------------------|-------|-----|-----|----------|------------------|-----|----|----------|-------|-------------------|----|----------|-------|-----------------|
| 29 | A | Texas | 40 | 96 | 64 | A | LSU | 36 | 86 | 141 | A | UAB | 48 | 91 | | |
| 38 | A | Rice | 65 | 93 | 71 | H | Lamar University | 62 | 64 | 157 | H | Louisiana Tech | 48 | 89 | | |
| | | | | | | | | | | 163 | A | Abilene Christian | 52 | 109 | | |
| | | | | | | | | | | 181 | A | Grambling | 51 | 75 | | |
| | | | | | | | | | | 192 | A | Nicholls St. | 69 | 68 | | |
| | | | | | | | | | | 240 | H | Louisiana | 59 | 70 | | |
| | | | | | | | | | | 276 | H | Southeastern La. | 62 | 56 | | |
| | | | | | | | | | | 310 | A | La.-Monroe | 60 | 69 | | |
| | | | | | | | | | | 311 | A | New Orleans | 76 | 88 | | |
| | | | | | | | | | | 324 | H | Incarinate Word | 66 | 68 | | |
| | | | | | | | | | | 336 | A | Northwestern St. | 63 | 82 | | |
| | | | | | | | | | | 339 | H | Houston Baptist | 81 | 71 | | |
| LAST 12 Division I GAMES: | | | | | | | | | | | | | | | | |
| 339 | H | Houston Baptist | 81 | 71 | 71 | H | Lamar University | 62 | 64 | | | | | | | |
| 276 | H | Southeastern La. | 62 | 56 | 324 | H | Incarinate Word | 66 | 68 | | | | | | | |
| 192 | A | Nicholls St. | 69 | 68 | 157 | H | Louisiana Tech | 48 | 89 | | | | | | | |
| 311 | A | New Orleans | 76 | 88 | 64 | A | LSU | 36 | 86 | | | | | | | |
| 163 | A | Abilene Christian | 52 | 109 | 141 | A | UAB | 48 | 91 | | | | | | | |
| 336 | A | Northwestern St. | 63 | 82 | 38 | A | Rice | 65 | 93 | | | | | | | |

Non-Div I Games: LSU-Alexandria 60 68 Southern-N.O. 106 54 Louisiana Col. 86 68

McNeese

Loss, Non-Conf, S Site, H Home A Away N Neutral

| | | | | | | | | | | |
|-------------------|----------|-----------|----------------|------------|-------------|---------------|------|------|-------|-----------|
| Average RPI Win: | 230 | WON-LOST | WINNING | LAST 10 | STRENGTH OF | OPP. STRENGTH | TEAM | ADJ. | CONF. | ADJ CONF. |
| Average RPI Loss: | 143 | RECORD | PCT. RANK | GAMES | SCHEDULE | OF SCHEDULE | RPI | RPI | RPI | RPI |
| DIV. I ONLY | 9- 12 | 216 | 1- 0 | 176 | 203 | 214 | 214 | 9 | 9 | |
| DIV. I NON-CONF. | 5- 8 | 224 | 0- 0 | 265 | 292 | 288 | 288 | 9 | 9 | |
| TOTALS | RPI 1-25 | RPI 26-50 | W-L RECORDS | RPI 51-100 | RPI 101-150 | RPI 150+ | | | | |
| 9- 12 | 0- 1 | 0- 0 | OVERALL | 0- 3 | 0- 2 | 9- 6 | | | | |
| 6- 6 | 0- 1 | 0- 0 | HOME | 0- 2 | 0- 1 | 6- 2 | | | | |
| 2- 6 | 0- 0 | 0- 0 | AWAY | 0- 1 | 0- 1 | 2- 4 | | | | |
| 1- 0 | 0- 0 | 0- 0 | NEUTRAL | 0- 0 | 0- 0 | 1- 0 | | | | |
| 5- 8 | 0- 0 | 0- 0 | NON-CONFERENCE | 0- 2 | 0- 1 | 5- 5 | | | | |
| 4- 4 | 0- 0 | 0- 0 | HOME | 0- 2 | 0- 0 | 4- 2 | | | | |
| 0- 4 | 0- 0 | 0- 0 | AWAY | 0- 0 | 0- 1 | 0- 3 | | | | |
| 1- 0 | 0- 0 | 0- 0 | NEUTRAL | 0- 0 | 0- 0 | 1- 0 | | | | |
| 4- 4 | 0- 1 | 0- 0 | CONFERENCE | 0- 1 | 0- 1 | 4- 1 | | | | |
| 2- 2 | 0- 1 | 0- 0 | HOME | 0- 0 | 0- 1 | 2- 0 | | | | |
| 2- 2 | 0- 0 | 0- 0 | AWAY | 0- 1 | 0- 0 | 2- 1 | | | | |
| 0- 0 | 0- 0 | 0- 0 | NEUTRAL | 0- 0 | 0- 0 | 0- 0 | | | | |

| RPI 1-25 | | | | RPI 26-50 | | | | RPI 51-100 | | | | RPI 101+ Team's RPI: 214 | | | |
|---------------------------|---|---------------|-------|-----------|---|-------------------|-------|------------|---|-------------|-------|--------------------------|---|-------------------|-------|
| RPI | S | Opponent | Score | RPI | S | Opponent | Score | RPI | S | Opponent | Score | RPI | S | Opponent | Score |
| 14 | H | UCF | 55 68 | | | | | 80 | H | Little Rock | 60 63 | 124 | H | Tulane | 61 62 |
| | | | | | | | | 82 | H | Toledo | 48 58 | 141 | A | UAB | 54 85 |
| | | | | | | | | 89 | A | Cincinnati | 56 80 | 151 | A | South Fla. | 47 40 |
| | | | | | | | | | | | | 155 | N | Mercer | 59 53 |
| | | | | | | | | | | | | 157 | H | Louisiana Tech | 50 66 |
| | | | | | | | | | | | | 162 | A | Tulsa | 39 46 |
| | | | | | | | | | | | | 162 | H | Tulsa | 59 56 |
| | | | | | | | | | | | | 182 | A | Arkansas St. | 66 77 |
| | | | | | | | | | | | | 187 | A | Coastal Caro. | 71 90 |
| | | | | | | | | | | | | 188 | A | George Washington | 38 51 |
| | | | | | | | | | | | | 213 | H | Southeast Mo. St. | 69 57 |
| | | | | | | | | | | | | 217 | H | East Carolina | 58 46 |
| | | | | | | | | | | | | 259 | H | Samford | 53 48 |
| | | | | | | | | | | | | 263 | A | Wichita St. | 71 50 |
| | | | | | | | | | | | | 303 | H | Jackson St. | 68 67 |
| | | | | | | | | | | | | 311 | H | New Orleans | 59 66 |
| | | | | | | | | | | | | 345 | H | N.C. Central | 77 56 |
| LAST 12 Division I GAMES: | | | | | | | | | | | | | | | |
| 124 | H | Tulane | 61 62 | 162 | H | Tulsa | 59 56 | | | | | | | | |
| 89 | A | Cincinnati | 56 80 | 14 | H | UCF | 55 68 | | | | | | | | |
| 151 | A | South Fla. | 47 40 | 188 | A | George Washington | 38 51 | | | | | | | | |
| 217 | H | East Carolina | 58 46 | 345 | H | N.C. Central | 77 56 | | | | | | | | |
| 263 | A | Wichita St. | 71 50 | 80 | H | Little Rock | 60 63 | | | | | | | | |
| 162 | A | Tulsa | 39 46 | 213 | H | Southeast Mo. St. | 69 57 | | | | | | | | |

Non-Div I Games:

Memphis

■ Loss,
 ■ Non-Conf,
 ■ S Site,
 ■ H Home
 ■ A Away
 N Neutral

| | | | | | | | | | | |
|-------------------|----------|-----------|----------------|------------|-------------|---------------|------|------|-------|-----------|
| Average RPI Win: | 236 | WON-LOST | WINNING | LAST 10 | STRENGTH OF | OPP. STRENGTH | TEAM | ADJ. | CONF. | ADJ CONF. |
| Average RPI Loss: | 134 | RECORD | PCT. RANK | GAMES | SCHEDULE | OF SCHEDULE | RPI | RPI | RPI | RPI |
| DIV. I ONLY | 15- 7 | 81 | 1- 0 | 292 | 138 | 155 | 155 | 25 | 25 | |
| DIV. I NON-CONF. | 8- 7 | 160 | 0- 0 | 240 | 88 | 189 | 189 | 24 | 24 | |
| TOTALS | RPI 1-25 | RPI 26-50 | W-L RECORDS | RPI 51-100 | RPI 101-150 | RPI 150+ | | | | |
| 15- 7 | 0- 2 | 0- 0 | OVERALL | 0- 1 | 1- 1 | 14- 3 | | | | |
| 7- 3 | 0- 2 | 0- 0 | HOME | 0- 0 | 1- 0 | 6- 1 | | | | |
| 7- 3 | 0- 0 | 0- 0 | AWAY | 0- 1 | 0- 1 | 7- 1 | | | | |
| 1- 1 | 0- 0 | 0- 0 | NEUTRAL | 0- 0 | 0- 0 | 1- 1 | | | | |
| 8- 7 | 0- 2 | 0- 0 | NON-CONFERENCE | 0- 1 | 0- 1 | 8- 3 | | | | |
| 4- 3 | 0- 2 | 0- 0 | HOME | 0- 0 | 0- 0 | 4- 1 | | | | |
| 3- 3 | 0- 0 | 0- 0 | AWAY | 0- 1 | 0- 1 | 3- 1 | | | | |
| 1- 1 | 0- 0 | 0- 0 | NEUTRAL | 0- 0 | 0- 0 | 1- 1 | | | | |
| 7- 0 | 0- 0 | 0- 0 | CONFERENCE | 0- 0 | 1- 0 | 6- 0 | | | | |
| 3- 0 | 0- 0 | 0- 0 | HOME | 0- 0 | 1- 0 | 2- 0 | | | | |
| 4- 0 | 0- 0 | 0- 0 | AWAY | 0- 0 | 0- 0 | 4- 0 | | | | |
| 0- 0 | 0- 0 | 0- 0 | NEUTRAL | 0- 0 | 0- 0 | 0- 0 | | | | |

| RPI 1-25 | | | | RPI 26-50 | | | | RPI 51-100 | | | | RPI 101+ Team's RPI: 155 | | | |
|---------------------------|---|----------------|-------|-----------|---|-------------------|-------|------------|---|-------------|-------|--------------------------|---|-------------------|-------|
| RPI | S | Opponent | Score | RPI | S | Opponent | Score | RPI | S | Opponent | Score | RPI | S | Opponent | Score |
| 14 | H | UCF | 42 76 | | | | | 99 | A | Wake Forest | 54 69 | 110 | A | Georgia | 60 67 |
| 23 | H | Florida St. | 56 57 | | | | | | | | | 130 | H | Chattanooga | 65 58 |
| | | | | | | | | | | | | 158 | H | Charlotte | 57 40 |
| | | | | | | | | | | | | 179 | H | UNC Asheville | 61 47 |
| | | | | | | | | | | | | 188 | A | George Washington | 61 53 |
| | | | | | | | | | | | | 206 | H | Florida | 92 82 |
| | | | | | | | | | | | | 214 | N | Memphis | 53 59 |
| | | | | | | | | | | | | 215 | A | Jacksonville | 66 71 |
| | | | | | | | | | | | | 220 | N | Bowling Green | 76 63 |
| | | | | | | | | | | | | 224 | A | Howard | 85 70 |
| | | | | | | | | | | | | 238 | A | Furman | 75 60 |
| | | | | | | | | | | | | 246 | H | ETSU | 64 41 |
| | | | | | | | | | | | | 259 | H | Samford | 76 68 |
| | | | | | | | | | | | | 265 | H | Columbia | 68 72 |
| | | | | | | | | | | | | 272 | A | Ga. Southern | 79 72 |
| | | | | | | | | | | | | 285 | A | Wofford | 81 79 |
| | | | | | | | | | | | | 294 | H | Kennesaw St. | 64 48 |
| | | | | | | | | | | | | 313 | A | UNC Greensboro | 71 58 |
| | | | | | | | | | | | | 335 | A | Western Caro. | 69 67 |
| LAST 12 Division I GAMES: | | | | | | | | | | | | | | | |
| 285 | A | Wofford | 81 79 | 238 | A | Furman | 75 60 | | | | | | | | |
| 246 | H | ETSU | 64 41 | 265 | H | Columbia | 68 72 | | | | | | | | |
| 130 | H | Chattanooga | 65 58 | 215 | A | Jacksonville | 66 71 | | | | | | | | |
| 313 | A | UNC Greensboro | 71 58 | 179 | H | UNC Asheville | 61 47 | | | | | | | | |
| 335 | A | Western Caro. | 69 67 | 188 | A | George Washington | 61 53 | | | | | | | | |
| 259 | H | Samford | 76 68 | 224 | A | Howard | 85 70 | | | | | | | | |

Non-Div I Games:

Mercer

■ Loss,
 ■ Non-Conf, S Site,
 ■ Home
 ■ Away
 N Neutral

| Average RPI Win: | 130 | WON-LOST | WINNING | LAST 10 | STRENGTH OF | OPP. STRENGTH | TEAM | ADJ. | CONF. | ADJ CONF. |
|-------------------|----------|-----------|----------------|------------|-------------|---------------|------|------|-------|-----------|
| Average RPI Loss: | 29 | RECORD | PCT. RANK | GAMES | SCHEDULE | OF SCHEDULE | RPI | RPI | RPI | RPI |
| DIV. I ONLY | 19- 5 | 31 | 2- 1 | 70 | 6 | 27 | 27 | 1 | 1 | |
| DIV. I NON-CONF. | 12- 3 | 52 | 2- 1 | 139 | 21 | 46 | 46 | 1 | 1 | |
| TOTALS | RPI 1-25 | RPI 26-50 | W-L RECORDS | RPI 51-100 | RPI 101-150 | RPI 150+ | | | | |
| 19- 5 | 3- 3 | 0- 2 | OVERALL | 6- 0 | 4- 0 | 6- 0 | | | | |
| 13- 2 | 2- 1 | 0- 1 | HOME | 4- 0 | 3- 0 | 4- 0 | | | | |
| 4- 3 | 1- 2 | 0- 1 | AWAY | 2- 0 | 0- 0 | 1- 0 | | | | |
| 2- 0 | 0- 0 | 0- 0 | NEUTRAL | 0- 0 | 1- 0 | 1- 0 | | | | |
| 12- 3 | 1- 2 | 0- 1 | NON-CONFERENCE | 3- 0 | 2- 0 | 6- 0 | | | | |
| 9- 1 | 1- 1 | 0- 0 | HOME | 3- 0 | 1- 0 | 4- 0 | | | | |
| 1- 2 | 0- 1 | 0- 1 | AWAY | 0- 0 | 0- 0 | 1- 0 | | | | |
| 2- 0 | 0- 0 | 0- 0 | NEUTRAL | 0- 0 | 1- 0 | 1- 0 | | | | |
| 7- 2 | 2- 1 | 0- 1 | CONFERENCE | 3- 0 | 2- 0 | 0- 0 | | | | |
| 4- 1 | 1- 0 | 0- 1 | HOME | 1- 0 | 2- 0 | 0- 0 | | | | |
| 3- 1 | 1- 1 | 0- 0 | AWAY | 2- 0 | 0- 0 | 0- 0 | | | | |
| 0- 0 | 0- 0 | 0- 0 | NEUTRAL | 0- 0 | 0- 0 | 0- 0 | | | | |

| RPI S | Opponent | Score | RPI S | Opponent | Score | RPI S | Opponent | Score | RPI S | Opponent | Score |
|---------------------------|------------------|-------|-------|------------------|-------|-------|-----------------|-------|-------|------------------|--------|
| 7 | H Marquette | 63 55 | 44 | A Purdue | 63 74 | 56 | H Virginia Tech | 68 61 | 102 | H Boston College | 76 73 |
| 10 | A Syracuse | 84 71 | 47 | H Clemson | 67 76 | 65 | H SFA | 81 60 | 104 | H Virginia | 72 59 |
| 11 | A Iowa St. | 52 75 | | | | 70 | A Duke | 58 50 | 112 | N Alabama | 101 74 |
| 21 | H Central Mich. | 80 90 | | | | 97 | H Hartford | 75 62 | 131 | H Colorado | 73 58 |
| 22 | H North Carolina | 76 68 | | | | 99 | A Wake Forest | 72 57 | 171 | N Vanderbilt | 90 65 |
| 23 | A Florida St. | 58 62 | | | | 100 | H Nebraska | 82 68 | 174 | H UMES | 71 53 |
| | | | | | | | | | 186 | H Temple | 73 61 |
| | | | | | | | | | 311 | H New Orleans | 78 38 |
| | | | | | | | | | 314 | A FIU | 94 43 |
| | | | | | | | | | 348 | H Florida A&M | 103 54 |
| LAST 12 Division I GAMES: | | | | | | | | | | | |
| 7 | H Marquette | 63 55 | 97 | H Hartford | 75 62 | | | | | | |
| 11 | A Iowa St. | 52 75 | 22 | H North Carolina | 76 68 | | | | | | |
| 104 | H Virginia | 72 59 | 70 | A Duke | 58 50 | | | | | | |
| 23 | A Florida St. | 58 62 | 47 | H Clemson | 67 76 | | | | | | |
| 102 | H Boston College | 76 73 | 99 | A Wake Forest | 72 57 | | | | | | |
| 10 | A Syracuse | 84 71 | 56 | H Virginia Tech | 68 61 | | | | | | |

Non-Div I Games:

Miami (FL)

■ Loss,
■ Non-Conf, S Site,
■ Home
■ Away
N Neutral

| Average RPI Win: | 190 | WON-LOST | WINNING | LAST 10 | STRENGTH OF | OPP. STRENGTH | TEAM | ADJ. | CONF. | ADJ CONF. |
|-------------------|----------|-----------|----------------|------------|-------------|---------------|------|------|-------|-----------|
| Average RPI Loss: | 119 | RECORD | PCT. RANK | GAMES | SCHEDULE | OF SCHEDULE | RPI | RPI | RPI | RPI |
| DIV. I ONLY | 14- 4 | 35 | 1- 0 | 169 | 130 | 54 | 54 | 7 | 7 | |
| DIV. I NON-CONF. | 8- 2 | 52 | 0- 0 | 323 | 258 | 121 | 121 | 8 | 8 | |
| TOTALS | RPI 1-25 | RPI 26-50 | W-L RECORDS | RPI 51-100 | RPI 101-150 | RPI 150+ | | | | |
| 14- 4 | 1- 2 | 1- 0 | OVERALL | 3- 1 | 1- 0 | 8- 1 | | | | |
| 6- 1 | 0- 1 | 0- 0 | HOME | 3- 0 | 1- 0 | 2- 0 | | | | |
| 8- 3 | 1- 1 | 1- 0 | AWAY | 0- 1 | 0- 0 | 6- 1 | | | | |
| 0- 0 | 0- 0 | 0- 0 | NEUTRAL | 0- 0 | 0- 0 | 0- 0 | | | | |
| 8- 2 | 0- 1 | 0- 0 | NON-CONFERENCE | 1- 0 | 1- 0 | 6- 1 | | | | |
| 3- 0 | 0- 0 | 0- 0 | HOME | 1- 0 | 1- 0 | 1- 0 | | | | |
| 5- 2 | 0- 1 | 0- 0 | AWAY | 0- 0 | 0- 0 | 5- 1 | | | | |
| 0- 0 | 0- 0 | 0- 0 | NEUTRAL | 0- 0 | 0- 0 | 0- 0 | | | | |
| 6- 2 | 1- 1 | 1- 0 | CONFERENCE | 2- 1 | 0- 0 | 2- 0 | | | | |
| 3- 1 | 0- 1 | 0- 0 | HOME | 2- 0 | 0- 0 | 1- 0 | | | | |
| 3- 1 | 1- 0 | 1- 0 | AWAY | 0- 1 | 0- 0 | 1- 0 | | | | |
| 0- 0 | 0- 0 | 0- 0 | NEUTRAL | 0- 0 | 0- 0 | 0- 0 | | | | |

| RPI S | Opponent | Score | RPI S | Opponent | Score | RPI S | Opponent | Score | RPI S | Opponent | Score |
|---------------------------|-----------------|-------|-------|--------------------|-------|-------|-----------------|-------|-------|--------------------|-------|
| 3 | A Louisville | 73 95 | 41 | A Ohio | 67 61 | 75 | H Kent St. | 79 63 | 127 | H High Point | 68 55 |
| 21 | A Central Mich. | 70 67 | | | | 82 | H Toledo | 65 64 | 180 | H Ball St. | 60 57 |
| 25 | H Buffalo | 59 66 | | | | 89 | H Cincinnati | 78 65 | 223 | A Jacksonville St. | 58 41 |
| | | | | | | 98 | A Northern Ill. | 71 82 | 267 | A Canisius | 62 59 |
| | | | | | | | | | 283 | A Western Mich. | 81 62 |
| | | | | | | | | | 291 | A Valparaiso | 68 47 |
| | | | | | | | | | 323 | H Eastern Ky. | 60 44 |
| | | | | | | | | | 331 | A Detroit Mercy | 78 59 |
| | | | | | | | | | 333 | A UIC | 65 56 |
| | | | | | | | | | 348 | A Florida A&M | 56 57 |
| LAST 12 Division I GAMES: | | | | | | | | | | | |
| 41 | A Ohio | 67 61 | 283 | A Western Mich. | 81 62 | | | | | | |
| 75 | H Kent St. | 79 63 | 98 | A Northern Ill. | 71 82 | | | | | | |
| 180 | H Ball St. | 60 57 | 223 | A Jacksonville St. | 58 41 | | | | | | |
| 21 | A Central Mich. | 70 67 | 348 | A Florida A&M | 56 57 | | | | | | |
| 25 | H Buffalo | 59 66 | 291 | A Valparaiso | 68 47 | | | | | | |
| 82 | H Toledo | 65 64 | 89 | H Cincinnati | 78 65 | | | | | | |

Non-Div I Games: Ohio Dominican 74 29

Miami (OH)

■ Loss,
 ■ Non-Conf, S Site,
 ■ Home
 ■ Away
 N Neutral

Michigan

Through Games Of Feb. 3, 2019

| Average RPI Win: | 191 | WON-LOST | WINNING | LAST 10 | STRENGTH OF | OPP. STRENGTH | TEAM | ADJ. | CONF. | ADJ CONF. |
|-------------------|----------|-----------|----------------|------------|-------------|---------------|------|------|-------|-----------|
| Average RPI Loss: | 31 | RECORD | PCT. RANK | GAMES | SCHEDULE | OF SCHEDULE | RPI | RPI | RPI | RPI |
| DIV. I ONLY | 14- 9 | 112 | 1- 1 | 60 | 63 | 55 | 55 | 4 | 4 | |
| DIV. I NON-CONF. | 9- 3 | 61 | 1- 1 | 214 | 148 | 82 | 82 | 6 | 6 | |
| TOTALS | RPI 1-25 | RPI 26-50 | W-L RECORDS | RPI 51-100 | RPI 101-150 | RPI 150+ | | | | |
| 14- 9 | 1- 5 | 1- 3 | OVERALL | 1- 1 | 3- 0 | 8- 0 | | | | |
| 9- 1 | 1- 1 | 0- 0 | HOME | 1- 0 | 2- 0 | 5- 0 | | | | |
| 3- 7 | 0- 4 | 0- 2 | AWAY | 0- 1 | 0- 0 | 3- 0 | | | | |
| 2- 1 | 0- 0 | 1- 1 | NEUTRAL | 0- 0 | 1- 0 | 0- 0 | | | | |
| 9- 3 | 0- 2 | 1- 1 | NON-CONFERENCE | 0- 0 | 1- 0 | 7- 0 | | | | |
| 5- 0 | 0- 0 | 0- 0 | HOME | 0- 0 | 0- 0 | 5- 0 | | | | |
| 2- 2 | 0- 2 | 0- 0 | AWAY | 0- 0 | 0- 0 | 2- 0 | | | | |
| 2- 1 | 0- 0 | 1- 1 | NEUTRAL | 0- 0 | 1- 0 | 0- 0 | | | | |
| 5- 6 | 1- 3 | 0- 2 | CONFERENCE | 1- 1 | 2- 0 | 1- 0 | | | | |
| 4- 1 | 1- 1 | 0- 0 | HOME | 1- 0 | 2- 0 | 0- 0 | | | | |
| 1- 5 | 0- 2 | 0- 2 | AWAY | 0- 1 | 0- 0 | 1- 0 | | | | |
| 0- 0 | 0- 0 | 0- 0 | NEUTRAL | 0- 0 | 0- 0 | 0- 0 | | | | |

| RPI 1-25 | | | | RPI 26-50 | | | | RPI 51-100 | | | | Team's RPI: 55 | RPI 101+ | | | |
|---------------------------|---|--------------|-------|-----------|---|--------------|-------|------------|---|--------------|-------|----------------|----------|---|----------------|-------|
| RPI | S | Opponent | Score | RPI | S | Opponent | Score | RPI | S | Opponent | Score | | RPI | S | Opponent | Score |
| 7 | A | Marquette | 74 85 | 29 | N | Texas | 52 69 | 85 | H | Northwestern | 79 78 | | 109 | H | Ohio St. | 62 58 |
| 9 | A | NC State | 55 66 | 32 | A | Indiana | 60 70 | 100 | A | Nebraska | 56 70 | | 129 | H | Minnesota | 76 60 |
| 13 | A | Iowa | 61 75 | 35 | N | Missouri | 70 54 | | | | | | 136 | N | Washington | 80 73 |
| 13 | H | Iowa | 90 81 | 44 | A | Purdue | 70 71 | | | | | | 176 | H | Southern U. | 76 35 |
| 18 | A | Maryland | 69 83 | | | | | | | | | | 178 | A | Wisconsin | 76 70 |
| 24 | H | Michigan St. | 73 77 | | | | | | | | | | 245 | H | Mt. St. Mary's | 88 40 |
| | | | | | | | | | | | | | 283 | A | Western Mich. | 79 42 |
| | | | | | | | | | | | | | 302 | H | Morgan St. | 70 47 |
| | | | | | | | | | | | | | 304 | A | Oakland | 85 59 |
| | | | | | | | | | | | | | 331 | H | Detroit Mercy | 95 62 |
| | | | | | | | | | | | | | 351 | H | LIU Brooklyn | 83 38 |
| LAST 12 Division I GAMES: | | | | | | | | | | | | | | | | |
| 29 | N | Texas | 52 69 | 136 | N | Washington | 80 73 | | | | | | | | | |
| 178 | A | Wisconsin | 76 70 | 13 | A | Iowa | 61 75 | | | | | | | | | |
| 13 | H | Iowa | 90 81 | 18 | A | Maryland | 69 83 | | | | | | | | | |
| 24 | H | Michigan St. | 73 77 | 85 | H | Northwestern | 79 78 | | | | | | | | | |
| 32 | A | Indiana | 60 70 | 44 | A | Purdue | 70 71 | | | | | | | | | |
| 109 | H | Ohio St. | 62 58 | 129 | H | Minnesota | 76 60 | | | | | | | | | |

Non-Div I Games:

Michigan

■ Loss,
■ Non-Conf, S Site,
■ Home
■ Away
N Neutral

| | | | | | | | | | | |
|-------------------|----------|-----------|----------------|------------|-------------|---------------|------|------|-------|-----------|
| Average RPI Win: | 146 | WON-LOST | WINNING | LAST 10 | STRENGTH OF | OPP. STRENGTH | TEAM | ADJ. | CONF. | ADJ CONF. |
| Average RPI Loss: | 50 | RECORD | PCT. RANK | GAMES | SCHEDULE | OF SCHEDULE | RPI | RPI | RPI | RPI |
| DIV. I ONLY | 16- 5 | 45 | 1- 0 | 55 | 36 | 24 | 24 | 4 | 4 | |
| DIV. I NON-CONF. | 10- 1 | 17 | 0- 0 | 189 | 41 | 39 | 39 | 6 | 6 | |
| TOTALS | RPI 1-25 | RPI 26-50 | W-L RECORDS | RPI 51-100 | RPI 101-150 | RPI 150+ | | | | |
| 16- 5 | 3- 2 | 1- 1 | OVERALL | 3- 1 | 2- 1 | 7- 0 | | | | |
| 12- 0 | 3- 0 | 1- 0 | HOME | 1- 0 | 2- 0 | 5- 0 | | | | |
| 3- 4 | 0- 1 | 0- 1 | AWAY | 2- 1 | 0- 1 | 1- 0 | | | | |
| 1- 1 | 0- 1 | 0- 0 | NEUTRAL | 0- 0 | 0- 0 | 1- 0 | | | | |
| 10- 1 | 1- 1 | 0- 0 | NON-CONFERENCE | 2- 0 | 1- 0 | 6- 0 | | | | |
| 7- 0 | 1- 0 | 0- 0 | HOME | 1- 0 | 1- 0 | 4- 0 | | | | |
| 2- 0 | 0- 0 | 0- 0 | AWAY | 1- 0 | 0- 0 | 1- 0 | | | | |
| 1- 1 | 0- 1 | 0- 0 | NEUTRAL | 0- 0 | 0- 0 | 1- 0 | | | | |
| 6- 4 | 2- 1 | 1- 1 | CONFERENCE | 1- 1 | 1- 1 | 1- 0 | | | | |
| 5- 0 | 2- 0 | 1- 0 | HOME | 0- 0 | 1- 0 | 1- 0 | | | | |
| 1- 4 | 0- 1 | 0- 1 | AWAY | 1- 1 | 0- 1 | 0- 0 | | | | |
| 0- 0 | 0- 0 | 0- 0 | NEUTRAL | 0- 0 | 0- 0 | 0- 0 | | | | |

| RPI | S | Opponent | Score | RPI | S | Opponent | Score | RPI | S | Opponent | Score | RPI | S | Opponent | Score |
|---------------------------|---|-----------|-------|-----|---|---------------|-------|-----|---|--------------|-------|-----|---|----------------|--------|
| 4 | H | Oregon | 88 82 | 32 | A | Indiana | 64 68 | 55 | A | Michigan | 77 73 | 104 | H | Virginia | 91 66 |
| 9 | N | NC State | 74 78 | 44 | H | Purdue | 74 66 | 83 | H | Wright St. | 84 68 | 109 | A | Ohio St. | 55 65 |
| 13 | H | Iowa | 84 70 | | | | | 85 | A | Northwestern | 62 70 | 129 | H | Minnesota | 86 68 |
| 16 | A | Rutgers | 62 76 | | | | | 97 | A | Hartford | 74 66 | 189 | H | Illinois | 77 60 |
| 18 | H | Maryland | 77 60 | | | | | | | | | 220 | H | Bowling Green | 99 69 |
| | | | | | | | | | | | | 244 | H | Texas Southern | 91 45 |
| | | | | | | | | | | | | 246 | H | ETSU | 75 53 |
| | | | | | | | | | | | | 288 | H | Fla. Atlantic | 89 74 |
| | | | | | | | | | | | | 294 | N | Kennesaw St. | 75 51 |
| | | | | | | | | | | | | 304 | A | Oakland | 102 58 |
| LAST 12 Division I GAMES: | | | | | | | | | | | | | | | |
| 55 | A | Michigan | 77 73 | 44 | H | Purdue | 74 66 | | | | | | | | |
| 189 | H | Illinois | 77 60 | 32 | A | Indiana | 64 68 | | | | | | | | |
| 16 | A | Rutgers | 62 76 | 85 | A | Northwestern | 62 70 | | | | | | | | |
| 18 | H | Maryland | 77 60 | 13 | H | Iowa | 84 70 | | | | | | | | |
| 109 | A | Ohio St. | 55 65 | 288 | H | Fla. Atlantic | 89 74 | | | | | | | | |
| 129 | H | Minnesota | 86 68 | 97 | A | Hartford | 74 66 | | | | | | | | |

Non-Div I Games:

Michigan St.

Middle Tenn.

Through Games Of Feb. 3, 2019

| | | | | | | | | | | |
|-------------------|----------|-----------|----------------|------------|-------------|---------------|------|------|-------|-----------|
| Average RPI Win: | 208 | WON-LOST | WINNING | LAST 10 | STRENGTH OF | OPP. STRENGTH | TEAM | ADJ. | CONF. | ADJ CONF. |
| Average RPI Loss: | 83 | RECORD | PCT. RANK | GAMES | SCHEDULE | OF SCHEDULE | RPI | RPI | RPI | RPI |
| DIV. I ONLY | 17- 5 | 37 | 0- 1 | 146 | 161 | 59 | 59 | 14 | 14 | |
| DIV. I NON-CONF. | 9- 4 | 85 | 0- 1 | 89 | 210 | 53 | 53 | 18 | 18 | |
| TOTALS | RPI 1-25 | RPI 26-50 | W-L RECORDS | RPI 51-100 | RPI 101-150 | RPI 150+ | | | | |
| 17- 5 | 0- 0 | 0- 2 | OVERALL | 1- 1 | 2- 2 | 14- 0 | | | | |
| 8- 2 | 0- 0 | 0- 1 | HOME | 0- 1 | 1- 0 | 7- 0 | | | | |
| 7- 3 | 0- 0 | 0- 1 | AWAY | 1- 0 | 0- 2 | 6- 0 | | | | |
| 2- 0 | 0- 0 | 0- 0 | NEUTRAL | 0- 0 | 1- 0 | 1- 0 | | | | |
| 9- 4 | 0- 0 | 0- 1 | NON-CONFERENCE | 1- 1 | 1- 2 | 7- 0 | | | | |
| 4- 1 | 0- 0 | 0- 0 | HOME | 0- 1 | 0- 0 | 4- 0 | | | | |
| 3- 3 | 0- 0 | 0- 1 | AWAY | 1- 0 | 0- 2 | 2- 0 | | | | |
| 2- 0 | 0- 0 | 0- 0 | NEUTRAL | 0- 0 | 1- 0 | 1- 0 | | | | |
| 8- 1 | 0- 0 | 0- 1 | CONFERENCE | 0- 0 | 1- 0 | 7- 0 | | | | |
| 4- 1 | 0- 0 | 0- 1 | HOME | 0- 0 | 1- 0 | 3- 0 | | | | |
| 4- 0 | 0- 0 | 0- 0 | AWAY | 0- 0 | 0- 0 | 4- 0 | | | | |
| 0- 0 | 0- 0 | 0- 0 | NEUTRAL | 0- 0 | 0- 0 | 0- 0 | | | | |

| RPI 1-25 | | | | RPI 26-50 | | | | RPI 51-100 | | | | Team's RPI: 59 | RPI 101+ | | | |
|---------------------------|---|----------|-------|-----------|---|-------------|-------|------------|---|----------|-------|----------------|----------|----------------|------------------|--------|
| RPI | S | Opponent | Score | RPI | S | Opponent | Score | RPI | S | Opponent | Score | | RPI | S | Opponent | Score |
| | | | | 33 | A | Kentucky | 55 72 | 63 | H | Belmont | 38 45 | | 130 | N | Chattanooga | 58 47 |
| | | | | 38 | H | Rice | 47 60 | 91 | A | Troy | 67 64 | | 140 | A | Fordham | 49 61 |
| | | | | | | | | | | | | | 141 | H | UAB | 60 44 |
| | | | | | | | | | | | | | 142 | A | Tennessee Tech | 64 68 |
| | | | | | | | | | | | | | 153 | H | Georgia St. | 69 54 |
| | | | | | | | | | | | | | 157 | H | Louisiana Tech | 75 38 |
| | | | | | | | | | | | | | 171 | H | Vanderbilt | 65 58 |
| | | | | | | | | | | | | | 177 | H | North Texas | 61 46 |
| | | | | | | | | | | | | | 179 | H | UNC Asheville | 67 46 |
| | | | | | | | | | | | | | 185 | H | Southern Miss. | 66 49 |
| | | | | | | | | | | | | | 210 | A | UNLV | 66 62 |
| | | | | | | | | | | | | | 226 | N | Dartmouth | 70 58 |
| | | | | | | | | | | | | | 238 | A | Furman | 78 71 |
| | | | | | | | | | | | | | 274 | A | UTSA | 72 52 |
| | | | | | | | | | | | | | 279 | A | UTEP | 79 49 |
| | | | | | | | | | | | | | 288 | A | Fla. Atlantic | 74 55 |
| | | | | | | | | | | | | | 314 | A | FIU | 49 43 |
| | | | | | | | | | | | | | 321 | H | Mississippi Val. | 101 51 |
| LAST 12 Division I GAMES: | | | | | | | | | | | | | | | | |
| | | | | 210 | A | UNLV | 66 62 | | | | | 140 | A | Fordham | 49 61 | |
| | | | | 141 | H | UAB | 60 44 | | | | | 157 | H | Louisiana Tech | 75 38 | |
| | | | | 177 | H | North Texas | 61 46 | | | | | 185 | H | Southern Miss. | 66 49 | |
| | | | | 38 | H | Rice | 47 60 | | | | | 288 | A | Fla. Atlantic | 74 55 | |
| | | | | 279 | A | UTEP | 79 49 | | | | | 314 | A | FIU | 49 43 | |
| | | | | 274 | A | UTSA | 72 52 | | | | | 130 | N | Chattanooga | 58 47 | |

Non-Div I Games:

Middle Tenn.

■ Loss,
 ■ Non-Conf, S Site,
 ■ Home
 ■ Away
 N Neutral

| | | | | | | | | | | |
|-------------------|----------|-----------|----------------|------------|-------------|---------------|------|------|-------|-----------|
| Average RPI Win: | 266 | WON-LOST | WINNING | LAST 10 | STRENGTH OF | OPP. STRENGTH | TEAM | ADJ. | CONF. | ADJ CONF. |
| Average RPI Loss: | 96 | RECORD | PCT. RANK | GAMES | SCHEDULE | OF SCHEDULE | RPI | RPI | RPI | RPI |
| DIV. I ONLY | 10- 11 | 177 | 0- 1 | 205 | 152 | 193 | 193 | 20 | 20 | |
| DIV. I NON-CONF. | 5- 6 | 177 | 0- 0 | 133 | 116 | 166 | 166 | 17 | 17 | |
| TOTALS | RPI 1-25 | RPI 26-50 | W-L RECORDS | RPI 51-100 | RPI 101-150 | RPI 150+ | | | | |
| 10- 11 | 0- 2 | 0- 1 | OVERALL | 0- 4 | 1- 2 | 9- 2 | | | | |
| 5- 5 | 0- 2 | 0- 0 | HOME | 0- 1 | 1- 1 | 4- 1 | | | | |
| 4- 6 | 0- 0 | 0- 1 | AWAY | 0- 3 | 0- 1 | 4- 1 | | | | |
| 1- 0 | 0- 0 | 0- 0 | NEUTRAL | 0- 0 | 0- 0 | 1- 0 | | | | |
| 5- 6 | 0- 2 | 0- 1 | NON-CONFERENCE | 0- 1 | 0- 1 | 5- 1 | | | | |
| 2- 3 | 0- 2 | 0- 0 | HOME | 0- 0 | 0- 0 | 2- 1 | | | | |
| 2- 3 | 0- 0 | 0- 1 | AWAY | 0- 1 | 0- 1 | 2- 0 | | | | |
| 1- 0 | 0- 0 | 0- 0 | NEUTRAL | 0- 0 | 0- 0 | 1- 0 | | | | |
| 5- 5 | 0- 0 | 0- 0 | CONFERENCE | 0- 3 | 1- 1 | 4- 1 | | | | |
| 3- 2 | 0- 0 | 0- 0 | HOME | 0- 1 | 1- 1 | 2- 0 | | | | |
| 2- 3 | 0- 0 | 0- 0 | AWAY | 0- 2 | 0- 0 | 2- 1 | | | | |
| 0- 0 | 0- 0 | 0- 0 | NEUTRAL | 0- 0 | 0- 0 | 0- 0 | | | | |

| RPI 1-25 | | | | RPI 26-50 | | | | RPI 51-100 | | | | RPI 101+ Team's RPI: 193 | | | |
|---------------------------|---|----------------|-------|-----------|---|------------------|-------|------------|---|-------------------|-------|--------------------------|---|-------------------|-------|
| RPI | S | Opponent | Score | RPI | S | Opponent | Score | RPI | S | Opponent | Score | RPI | S | Opponent | Score |
| 7 | H | Marquette | 74 83 | 32 | A | Indiana | 66 68 | 52 | A | Saint Mary's (CA) | 71 73 | 126 | H | Youngstown St. | 71 68 |
| 23 | H | Florida St. | 62 87 | | | | | 69 | A | Green Bay | 45 59 | 128 | A | Fresno St. | 48 65 |
| | | | | | | | | 69 | H | Green Bay | 62 76 | 135 | H | IUPUI | 66 67 |
| | | | | | | | | 83 | A | Wright St. | 57 61 | 170 | N | UC Riverside | 56 54 |
| | | | | | | | | | | | | 178 | H | Wisconsin | 57 68 |
| | | | | | | | | | | | | 222 | A | North Dakota | 64 46 |
| | | | | | | | | | | | | 265 | H | Columbia | 78 65 |
| | | | | | | | | | | | | 270 | H | Cleveland St. | 59 53 |
| | | | | | | | | | | | | 280 | A | Northern Ky. | 54 55 |
| | | | | | | | | | | | | 304 | A | Oakland | 79 52 |
| | | | | | | | | | | | | 309 | A | North Dakota St. | 57 55 |
| | | | | | | | | | | | | 331 | A | Detroit Mercy | 62 44 |
| | | | | | | | | | | | | 332 | H | Purdue Fort Wayne | 70 48 |
| | | | | | | | | | | | | 333 | H | UIC | 72 53 |
| LAST 12 Division I GAMES: | | | | | | | | | | | | | | | |
| 333 | H | UIC | 72 53 | 69 | A | Green Bay | 45 59 | | | | | | | | |
| 135 | H | IUPUI | 66 67 | 83 | A | Wright St. | 57 61 | | | | | | | | |
| 331 | A | Detroit Mercy | 62 44 | 280 | A | Northern Ky. | 54 55 | | | | | | | | |
| 304 | A | Oakland | 79 52 | 69 | H | Green Bay | 62 76 | | | | | | | | |
| 270 | H | Cleveland St. | 59 53 | 23 | H | Florida St. | 62 87 | | | | | | | | |
| 126 | H | Youngstown St. | 71 68 | 309 | A | North Dakota St. | 57 55 | | | | | | | | |

Non-Div I Games:

Milwaukee

■ Loss,
 ■ Non-Conf,
 S Site,
 ■ Home
 ■ Away
 N Neutral

| Average RPI Win: | 200 | WON-LOST | WINNING | LAST 10 | STRENGTH OF | OPP. STRENGTH | TEAM | ADJ. | CONF. | ADJ CONF. |
|-------------------|----------|-----------|----------------|------------|-------------|---------------|------|------|-------|-----------|
| Average RPI Loss: | 76 | RECORD | PCT. RANK | GAMES | SCHEDULE | OF SCHEDULE | RPI | RPI | RPI | RPI |
| DIV. I ONLY | 15- 7 | 81 | 1- 0 | 197 | 68 | 129 | 129 | 4 | 4 | |
| DIV. I NON-CONF. | 11- 0 | 1 | 0- 0 | 333 | 182 | 81 | 81 | 6 | 6 | |
| TOTALS | RPI 1-25 | RPI 26-50 | W-L RECORDS | RPI 51-100 | RPI 101-150 | RPI 150+ | | | | |
| 15- 7 | 2- 2 | 0- 1 | OVERALL | 1- 2 | 1- 1 | 11- 1 | | | | |
| 11- 4 | 2- 1 | 0- 1 | HOME | 0- 0 | 0- 1 | 9- 1 | | | | |
| 4- 3 | 0- 1 | 0- 0 | AWAY | 1- 2 | 1- 0 | 2- 0 | | | | |
| 0- 0 | 0- 0 | 0- 0 | NEUTRAL | 0- 0 | 0- 0 | 0- 0 | | | | |
| 11- 0 | 1- 0 | 0- 0 | NON-CONFERENCE | 0- 0 | 1- 0 | 9- 0 | | | | |
| 9- 0 | 1- 0 | 0- 0 | HOME | 0- 0 | 0- 0 | 8- 0 | | | | |
| 2- 0 | 0- 0 | 0- 0 | AWAY | 0- 0 | 1- 0 | 1- 0 | | | | |
| 0- 0 | 0- 0 | 0- 0 | NEUTRAL | 0- 0 | 0- 0 | 0- 0 | | | | |
| 4- 7 | 1- 2 | 0- 1 | CONFERENCE | 1- 2 | 0- 1 | 2- 1 | | | | |
| 2- 4 | 1- 1 | 0- 1 | HOME | 0- 0 | 0- 1 | 1- 1 | | | | |
| 2- 3 | 0- 1 | 0- 0 | AWAY | 1- 2 | 0- 0 | 1- 0 | | | | |
| 0- 0 | 0- 0 | 0- 0 | NEUTRAL | 0- 0 | 0- 0 | 0- 0 | | | | |

| RPI S | Opponent | Score | RPI S | Opponent | Score | RPI S | Opponent | Score | RPI S | Opponent | Score | Team's RPI: 129 |
|---------------------------|----------------|-------|-------|----------------|-------|-------|----------------|-------|-------|-------------------|-------|-----------------|
| 10 | H Syracuse | 72 68 | 44 | H Purdue | 53 64 | 55 | A Michigan | 60 76 | 102 | A Boston College | 77 69 | |
| 13 | H Iowa | 63 81 | | | | 85 | A Northwestern | 61 54 | 109 | H Ohio St. | 55 65 | |
| 16 | H Rutgers | 60 46 | | | | 100 | A Nebraska | 57 63 | 169 | A Xavier | 78 53 | |
| 24 | A Michigan St. | 68 86 | | | | | | | 178 | A Wisconsin | 78 50 | |
| | | | | | | | | | 178 | H Wisconsin | 74 56 | |
| | | | | | | | | | 189 | H Illinois | 62 66 | |
| | | | | | | | | | 199 | H Rhode Island | 91 71 | |
| | | | | | | | | | 247 | H Cornell | 65 45 | |
| | | | | | | | | | 252 | H Air Force | 67 50 | |
| | | | | | | | | | 253 | H San Diego | 53 48 | |
| | | | | | | | | | 317 | H Coppin St. | 84 52 | |
| | | | | | | | | | 324 | H Incarnate Word | 75 39 | |
| | | | | | | | | | 328 | H New Hampshire | 70 47 | |
| | | | | | | | | | 344 | H Ark.-Pine Bluff | 84 42 | |
| LAST 12 Division I GAMES: | | | | | | | | | | | | |
| 85 | A Northwestern | 61 54 | 16 | H Rutgers | 60 46 | | | | | | | |
| 109 | H Ohio St. | 55 65 | 24 | A Michigan St. | 68 86 | | | | | | | |
| 44 | H Purdue | 53 64 | 189 | H Illinois | 62 66 | | | | | | | |
| 100 | A Nebraska | 57 63 | 55 | A Michigan | 60 76 | | | | | | | |
| 178 | A Wisconsin | 78 50 | 178 | H Wisconsin | 74 56 | | | | | | | |
| 13 | H Iowa | 63 81 | 199 | H Rhode Island | 91 71 | | | | | | | |

Non-Div I Games:

Minnesota

■ Loss,
■ Non-Conf, S Site,
■ Home
■ Away
N Neutral

| | | | | | | | | | | |
|-------------------|----------|-----------|----------------|------------|-------------|---------------|------|------|-------|-----------|
| Average RPI Win: | 133 | WON-LOST | WINNING | LAST 10 | STRENGTH OF | OPP. STRENGTH | TEAM | ADJ. | CONF. | ADJ CONF. |
| Average RPI Loss: | 4 | RECORD | PCT. RANK | GAMES | SCHEDULE | OF SCHEDULE | RPI | RPI | RPI | RPI |
| DIV. I ONLY | 21- 1 | 1 | 1- 0 | 53 | 38 | 8 | 8 | 5 | 5 | |
| DIV. I NON-CONF. | 12- 1 | 11 | 0- 0 | 96 | 42 | 13 | 13 | 5 | 5 | |
| TOTALS | RPI 1-25 | RPI 26-50 | W-L RECORDS | RPI 51-100 | RPI 101-150 | RPI 150+ | | | | |
| 21- 1 | 2- 1 | 3- 0 | OVERALL | 4- 0 | 4- 0 | 8- 0 | | | | |
| 11- 0 | 2- 0 | 1- 0 | HOME | 1- 0 | 1- 0 | 6- 0 | | | | |
| 10- 1 | 0- 1 | 2- 0 | AWAY | 3- 0 | 3- 0 | 2- 0 | | | | |
| 0- 0 | 0- 0 | 0- 0 | NEUTRAL | 0- 0 | 0- 0 | 0- 0 | | | | |
| 12- 1 | 1- 1 | 1- 0 | NON-CONFERENCE | 2- 0 | 2- 0 | 6- 0 | | | | |
| 7- 0 | 1- 0 | 0- 0 | HOME | 1- 0 | 0- 0 | 5- 0 | | | | |
| 5- 1 | 0- 1 | 1- 0 | AWAY | 1- 0 | 2- 0 | 1- 0 | | | | |
| 0- 0 | 0- 0 | 0- 0 | NEUTRAL | 0- 0 | 0- 0 | 0- 0 | | | | |
| 9- 0 | 1- 0 | 2- 0 | CONFERENCE | 2- 0 | 2- 0 | 2- 0 | | | | |
| 4- 0 | 1- 0 | 1- 0 | HOME | 0- 0 | 1- 0 | 1- 0 | | | | |
| 5- 0 | 0- 0 | 1- 0 | AWAY | 2- 0 | 1- 0 | 1- 0 | | | | |
| 0- 0 | 0- 0 | 0- 0 | NEUTRAL | 0- 0 | 0- 0 | 0- 0 | | | | |

| RPI 1-25 | | | | RPI 26-50 | | | | RPI 51-100 | | | | RPI 101+ | | | |
|---------------------------|---|----------------|-------|-----------|---|----------------|-------|------------|---|------------------|--------|----------|---|-------------------|--------|
| RPI | S | Opponent | Score | RPI | S | Opponent | Score | RPI | S | Opponent | Score | RPI | S | Opponent | Score |
| 4 | A | Oregon | 74 82 | 29 | A | Texas | 67 49 | 64 | A | LSU | 68 35 | 104 | A | Virginia | 72 44 |
| 7 | H | Marquette | 87 82 | 33 | H | Kentucky | 86 71 | 71 | H | Lamar University | 104 53 | 110 | H | Georgia | 80 71 |
| 15 | H | South Carolina | 89 74 | 50 | A | Auburn | 85 59 | 73 | A | Arkansas | 93 69 | 112 | A | Alabama | 65 49 |
| | | | | | | | | 80 | A | Little Rock | 98 63 | 136 | A | Washington | 103 56 |
| | | | | | | | | | | | | 185 | A | Southern Miss. | 86 42 |
| | | | | | | | | | | | | 201 | H | Ole Miss | 80 49 |
| | | | | | | | | | | | | 206 | A | Florida | 90 42 |
| | | | | | | | | | | | | 213 | H | Southeast Mo. St. | 88 53 |
| | | | | | | | | | | | | 238 | H | Furman | 106 41 |
| | | | | | | | | | | | | 240 | H | Louisiana | 104 36 |
| | | | | | | | | | | | | 303 | H | Jackson St. | 105 38 |
| | | | | | | | | | | | | 317 | H | Coppin St. | 110 38 |
| LAST 12 Division I GAMES: | | | | | | | | | | | | | | | |
| | | | | 64 | A | LSU | 68 35 | 112 | A | Alabama | 65 49 | | | | |
| | | | | 201 | H | Ole Miss | 80 49 | 33 | H | Kentucky | 86 71 | | | | |
| | | | | 206 | A | Florida | 90 42 | 73 | A | Arkansas | 93 69 | | | | |
| | | | | 15 | H | South Carolina | 89 74 | 240 | H | Louisiana | 104 36 | | | | |
| | | | | 50 | A | Auburn | 85 59 | 136 | A | Washington | 103 56 | | | | |
| | | | | 110 | H | Georgia | 80 71 | 4 | A | Oregon | 74 82 | | | | |

Non-Div I Games:

Mississippi St.

| | | | | | | | | | | |
|-------------------|--------------|------------|----------------|------------|-------------|---------------|------------|-----------|-----------|-----------|
| Average RPI Win: | 282 | WON-LOST | WINNING | LAST 10 | STRENGTH OF | OPP. STRENGTH | TEAM | ADJ. | CONF. | ADJ CONF. |
| Average RPI Loss: | 196 | RECORD | PCT. RANK | GAMES | SCHEDULE | OF SCHEDULE | RPI | RPI | RPI | RPI |
| DIV. I ONLY | 3- 16 | 324 | 0- 1 | 255 | 339 | 321 | 321 | 29 | 29 | |
| DIV. I NON-CONF. | 1- 10 | 330 | 0- 0 | 79 | 328 | 267 | 267 | 27 | 27 | |
| TOTALS | RPI 1-25 | RPI 26-50 | W-L RECORDS | RPI 51-100 | RPI 101-150 | RPI 150+ | | | | |
| 3- 16 | 0- 0 | 0- 0 | OVERALL | 0- 3 | 0- 1 | 3- 12 | | | | |
| 1- 4 | 0- 0 | 0- 0 | HOME | 0- 0 | 0- 0 | 1- 4 | | | | |
| 2- 11 | 0- 0 | 0- 0 | AWAY | 0- 2 | 0- 1 | 2- 8 | | | | |
| 0- 1 | 0- 0 | 0- 0 | NEUTRAL | 0- 1 | 0- 0 | 0- 0 | | | | |
| 1- 10 | 0- 0 | 0- 0 | NON-CONFERENCE | 0- 3 | 0- 1 | 1- 6 | | | | |
| 0- 1 | 0- 0 | 0- 0 | HOME | 0- 0 | 0- 0 | 0- 1 | | | | |
| 1- 8 | 0- 0 | 0- 0 | AWAY | 0- 2 | 0- 1 | 1- 5 | | | | |
| 0- 1 | 0- 0 | 0- 0 | NEUTRAL | 0- 1 | 0- 0 | 0- 0 | | | | |
| 2- 6 | 0- 0 | 0- 0 | CONFERENCE | 0- 0 | 0- 0 | 2- 6 | | | | |
| 1- 3 | 0- 0 | 0- 0 | HOME | 0- 0 | 0- 0 | 1- 3 | | | | |
| 1- 3 | 0- 0 | 0- 0 | AWAY | 0- 0 | 0- 0 | 1- 3 | | | | |
| 0- 0 | 0- 0 | 0- 0 | NEUTRAL | 0- 0 | 0- 0 | 0- 0 | | | | |

| RPI S | Opponent | Score | RPI S | Opponent | Score | RPI S | Opponent | Score | RPI S | Opponent | Score | Team's RPI: 321 |
|---------------------------|----------------|-------|-------|-----------------|--------|-------|--------------|--------|-------|-----------------|--------|-----------------|
| | | | | | | 51 A | TCU | 47 96 | 134 A | UT Martin | 51 110 | |
| | | | | | | 59 A | Middle Tenn. | 51 101 | 160 H | North Ala. | 72 86 | |
| | | | | | | 91 N | Troy | 54 75 | 176 A | Southern U. | 67 74 | |
| | | | | | | | | | 182 A | Arkansas St. | 57 60 | |
| | | | | | | | | | 185 A | Southern Miss. | 60 67 | |
| | | | | | | | | | 192 A | Nicholls St. | 47 72 | |
| | | | | | | | | | 198 H | Prairie View | 65 75 | |
| | | | | | | | | | 204 A | SMU | 47 62 | |
| | | | | | | | | | 218 H | Alabama St. | 64 62 | |
| | | | | | | | | | 244 H | Texas Southern | 50 68 | |
| | | | | | | | | | 284 A | Austin Peay | 95 89 | |
| | | | | | | | | | 300 H | Alabama A&M | 60 80 | |
| | | | | | | | | | 303 A | Jackson St. | 56 87 | |
| | | | | | | | | | 310 A | La.-Monroe | 65 72 | |
| | | | | | | | | | 344 A | Ark.-Pine Bluff | 62 56 | |
| | | | | | | | | | 350 A | Alcorn | 63 73 | |
| LAST 12 Division I GAMES: | | | | | | | | | | | | |
| 244 H | Texas Southern | 50 68 | 303 A | Jackson St. | 56 87 | | | | | | | |
| 198 H | Prairie View | 65 75 | 344 A | Ark.-Pine Bluff | 62 56 | | | | | | | |
| 176 A | Southern U. | 67 74 | 134 A | UT Martin | 51 110 | | | | | | | |
| 350 A | Alcorn | 63 73 | 160 H | North Ala. | 72 86 | | | | | | | |
| 218 H | Alabama St. | 64 62 | 182 A | Arkansas St. | 57 60 | | | | | | | |
| 300 H | Alabama A&M | 60 80 | 310 A | La.-Monroe | 65 72 | | | | | | | |

Non-Div I Games:

Mississippi Val.

■ Loss,
 ■ Non-Conf,
 ■ S Site,
 ■ Home
 ■ A Away
 N Neutral

| | | | | | | | | | | |
|-------------------|----------|-----------|----------------|------------|-------------|---------------|------|------|-------|-----------|
| Average RPI Win: | 136 | WON-LOST | WINNING | LAST 10 | STRENGTH OF | OPP. STRENGTH | TEAM | ADJ. | CONF. | ADJ CONF. |
| Average RPI Loss: | 69 | RECORD | PCT. RANK | GAMES | SCHEDULE | OF SCHEDULE | RPI | RPI | RPI | RPI |
| DIV. I ONLY | 16- 6 | 62 | 1- 0 | 45 | 69 | 35 | 35 | 5 | 5 | |
| DIV. I NON-CONF. | 11- 3 | 56 | 1- 0 | 78 | 92 | 42 | 42 | 5 | 5 | |
| TOTALS | RPI 1-25 | RPI 26-50 | W-L RECORDS | RPI 51-100 | RPI 101-150 | RPI 150+ | | | | |
| 16- 6 | 0- 1 | 1- 2 | OVERALL | 6- 2 | 1- 0 | 8- 1 | | | | |
| 9- 2 | 0- 0 | 1- 1 | HOME | 2- 1 | 1- 0 | 5- 0 | | | | |
| 5- 3 | 0- 1 | 0- 1 | AWAY | 2- 0 | 0- 0 | 3- 1 | | | | |
| 2- 1 | 0- 0 | 0- 0 | NEUTRAL | 2- 1 | 0- 0 | 0- 0 | | | | |
| 11- 3 | 0- 0 | 0- 1 | NON-CONFERENCE | 4- 2 | 0- 0 | 7- 0 | | | | |
| 5- 2 | 0- 0 | 0- 1 | HOME | 1- 1 | 0- 0 | 4- 0 | | | | |
| 4- 0 | 0- 0 | 0- 0 | AWAY | 1- 0 | 0- 0 | 3- 0 | | | | |
| 2- 1 | 0- 0 | 0- 0 | NEUTRAL | 2- 1 | 0- 0 | 0- 0 | | | | |
| 5- 3 | 0- 1 | 1- 1 | CONFERENCE | 2- 0 | 1- 0 | 1- 1 | | | | |
| 4- 0 | 0- 0 | 1- 0 | HOME | 1- 0 | 1- 0 | 1- 0 | | | | |
| 1- 3 | 0- 1 | 0- 1 | AWAY | 1- 0 | 0- 0 | 0- 1 | | | | |
| 0- 0 | 0- 0 | 0- 0 | NEUTRAL | 0- 0 | 0- 0 | 0- 0 | | | | |

| RPI 1-25 | | | | RPI 26-50 | | | | RPI 51-100 | | | | RPI 101+ | | | |
|---------------------------|---|----------------|-------|-----------|---|--------------|-------|------------|---|---------------|-------|----------|---|--------------|-------|
| RPI | S | Opponent | Score | RPI | S | Opponent | Score | RPI | S | Opponent | Score | RPI | S | Opponent | Score |
| 15 | A | South Carolina | 65 79 | 33 | A | Kentucky | 41 52 | 55 | N | Michigan | 54 70 | 110 | H | Georgia | 61 35 |
| | | | | 36 | H | South Dakota | 61 74 | 57 | A | Tennessee | 66 64 | 175 | H | Texas St. | 69 50 |
| | | | | 50 | H | Auburn | 74 65 | 60 | N | Quinnipiac | 65 51 | 182 | H | Arkansas St. | 70 50 |
| | | | | | | | | 62 | A | West Virginia | 68 51 | 189 | A | Illinois | 67 45 |
| | | | | | | | | 66 | H | Missouri St. | 65 61 | 196 | A | Saint Louis | 74 62 |
| | | | | | | | | 69 | H | Green Bay | 49 56 | 201 | H | Ole Miss | 78 55 |
| | | | | | | | | 70 | N | Duke | 62 54 | 206 | A | Florida | 56 58 |
| | | | | | | | | 73 | H | Arkansas | 71 53 | 219 | H | UMKC | 66 59 |
| | | | | | | | | | | | | 234 | H | SIUE | 59 36 |
| | | | | | | | | | | | | 237 | A | Western Ill. | 89 64 |
| LAST 12 Division I GAMES: | | | | | | | | | | | | | | | |
| 60 | N | Quinnipiac | 65 51 | 70 | N | Duke | 62 54 | | | | | | | | |
| 50 | H | Auburn | 74 65 | 73 | H | Arkansas | 71 53 | | | | | | | | |
| 33 | A | Kentucky | 41 52 | 57 | A | Tennessee | 66 64 | | | | | | | | |
| 15 | A | South Carolina | 65 79 | 201 | H | Ole Miss | 78 55 | | | | | | | | |
| 110 | H | Georgia | 61 35 | 182 | H | Arkansas St. | 70 50 | | | | | | | | |
| 206 | A | Florida | 56 58 | 189 | A | Illinois | 67 45 | | | | | | | | |

Non-Div I Games:

Missouri

■ Loss,
 ■ Non-Conf,
 ■ S Site,
 ■ H Home
 ■ A Away
 N Neutral

| | | | | | | | | | | |
|-------------------|----------|-----------|----------------|------------|-------------|---------------|------|------|-------|-----------|
| Average RPI Win: | 176 | WON-LOST | WINNING | LAST 10 | STRENGTH OF | OPP. STRENGTH | TEAM | ADJ. | CONF. | ADJ CONF. |
| Average RPI Loss: | 104 | RECORD | PCT. RANK | GAMES | SCHEDULE | OF SCHEDULE | RPI | RPI | RPI | RPI |
| DIV. I ONLY | 13- 7 | 96 | 1- 0 | 75 | 123 | 66 | 66 | 12 | 12 | |
| DIV. I NON-CONF. | 4- 7 | 228 | 0- 0 | 51 | 57 | 154 | 154 | 14 | 14 | |
| TOTALS | RPI 1-25 | RPI 26-50 | W-L RECORDS | RPI 51-100 | RPI 101-150 | RPI 150+ | | | | |
| 13- 7 | 1- 1 | 0- 3 | OVERALL | 2- 0 | 0- 0 | 10- 3 | | | | |
| 7- 2 | 0- 1 | 0- 1 | HOME | 1- 0 | 0- 0 | 6- 0 | | | | |
| 4- 5 | 1- 0 | 0- 2 | AWAY | 1- 0 | 0- 0 | 2- 3 | | | | |
| 2- 0 | 0- 0 | 0- 0 | NEUTRAL | 0- 0 | 0- 0 | 2- 0 | | | | |
| 4- 7 | 0- 1 | 0- 3 | NON-CONFERENCE | 1- 0 | 0- 0 | 3- 3 | | | | |
| 2- 2 | 0- 1 | 0- 1 | HOME | 1- 0 | 0- 0 | 1- 0 | | | | |
| 0- 5 | 0- 0 | 0- 2 | AWAY | 0- 0 | 0- 0 | 0- 3 | | | | |
| 2- 0 | 0- 0 | 0- 0 | NEUTRAL | 0- 0 | 0- 0 | 2- 0 | | | | |
| 9- 0 | 1- 0 | 0- 0 | CONFERENCE | 1- 0 | 0- 0 | 7- 0 | | | | |
| 5- 0 | 0- 0 | 0- 0 | HOME | 0- 0 | 0- 0 | 5- 0 | | | | |
| 4- 0 | 1- 0 | 0- 0 | AWAY | 1- 0 | 0- 0 | 2- 0 | | | | |
| 0- 0 | 0- 0 | 0- 0 | NEUTRAL | 0- 0 | 0- 0 | 0- 0 | | | | |

| RPI 1-25 | | | | RPI 26-50 | | | | RPI 51-100 | | | | Team's RPI: 66 | RPI 101+ | | | |
|---------------------------|---|----------|-------|----------------|-----|--------------|-------|------------|---|-------------|-------|----------------|----------|----|----------------|--------|
| RPI | S | Opponent | Score | RPI | S | Opponent | Score | RPI | S | Opponent | Score | | RPI | S | Opponent | Score |
| 12 | H | Gonzaga | 67 70 | 32 | A | Indiana | 74 98 | 80 | H | Little Rock | 48 44 | | 154 | H | Southern Ill. | 66 51 |
| 19 | A | Drake | 85 79 | 35 | A | Missouri | 61 65 | 94 | A | UNI | 63 58 | | 156 | A | Bradley | 68 56 |
| | | | | 36 | H | South Dakota | 74 85 | | | | | | 157 | N | Louisiana Tech | 82 70 |
| | | | | | | | | | | | | | 172 | H | Indiana St. | 71 58 |
| | | | | | | | | | | | | | 173 | A | Santa Clara | 73 77 |
| | | | | | | | | | | | | | 177 | A | North Texas | 76 83 |
| | | | | | | | | | | | | | 180 | H | Ball St. | 74 54 |
| | | | | | | | | | | | | | 184 | A | Illinois St. | 59 47 |
| | | | | | | | | | | | | | 227 | H | Loyola Chicago | 84 49 |
| | | | | | | | | | | | | | 234 | N | SIUE | 68 65 |
| | | | | | | | | | | | | | 263 | A | Wichita St. | 60 63 |
| | | | | | | | | | | | | | 291 | H | Valparaiso | 108 63 |
| | | | | | | | | | | | | | 337 | H | Evansville | 88 66 |
| LAST 12 Division I GAMES: | | | | | | | | | | | | | | | | |
| | | 19 | A | Drake | 85 | 79 | | | | 94 | A | UNI | 63 | 58 | | |
| | | 291 | H | Valparaiso | 108 | 63 | | | | 337 | H | Evansville | 88 | 66 | | |
| | | 227 | H | Loyola Chicago | 84 | 49 | | | | 172 | H | Indiana St. | 71 | 58 | | |
| | | 184 | A | Illinois St. | 59 | 47 | | | | 80 | H | Little Rock | 48 | 44 | | |
| | | 156 | A | Bradley | 68 | 56 | | | | 234 | N | SIUE | 68 | 65 | | |
| | | 154 | H | Southern Ill. | 66 | 51 | | | | 157 | N | Louisiana Tech | 82 | 70 | | |

Non-Div I Games:

Missouri St.

■ Loss,
■ Non-Conf, S Site,
■ Home
■ Away
N Neutral

| | | | | | | | | | |
|------------------------------|--------------|------------|----------------|-------------|---------------|------------|------------|-----------|-----------|
| Average RPI Win: 253 | WON-LOST | WINNING | LAST 10 | STRENGTH OF | OPP. STRENGTH | TEAM | ADJ. | CONF. | ADJ CONF. |
| Average RPI Loss: 157 | RECORD | PCT. RANK | GAMES | SCHEDULE | OF SCHEDULE | RPI | RPI | RPI | RPI |
| DIV. I ONLY | 8- 12 | 230 | 1- 0 | 208 | 238 | 230 | 230 | 26 | 26 |
| DIV. I NON-CONF. | 4- 7 | 228 | 0- 0 | 199 | 225 | 231 | 231 | 28 | 28 |
| TOTALS | RPI 1-25 | RPI 26-50 | W-L RECORDS | RPI 51-100 | RPI 101-150 | RPI 150+ | | | |
| 8- 12 | 0- 0 | 0- 1 | OVERALL | 0- 4 | 0- 2 | 8- 5 | | | |
| 4- 6 | 0- 0 | 0- 1 | HOME | 0- 2 | 0- 0 | 4- 3 | | | |
| 4- 6 | 0- 0 | 0- 0 | AWAY | 0- 2 | 0- 2 | 4- 2 | | | |
| 0- 0 | 0- 0 | 0- 0 | NEUTRAL | 0- 0 | 0- 0 | 0- 0 | | | |
| 4- 7 | 0- 0 | 0- 1 | NON-CONFERENCE | 0- 2 | 0- 1 | 4- 3 | | | |
| 2- 3 | 0- 0 | 0- 1 | HOME | 0- 1 | 0- 0 | 2- 1 | | | |
| 2- 4 | 0- 0 | 0- 0 | AWAY | 0- 1 | 0- 1 | 2- 2 | | | |
| 0- 0 | 0- 0 | 0- 0 | NEUTRAL | 0- 0 | 0- 0 | 0- 0 | | | |
| 4- 5 | 0- 0 | 0- 0 | CONFERENCE | 0- 2 | 0- 1 | 4- 2 | | | |
| 2- 3 | 0- 0 | 0- 0 | HOME | 0- 1 | 0- 0 | 2- 2 | | | |
| 2- 2 | 0- 0 | 0- 0 | AWAY | 0- 1 | 0- 1 | 2- 0 | | | |
| 0- 0 | 0- 0 | 0- 0 | NEUTRAL | 0- 0 | 0- 0 | 0- 0 | | | |

| RPI S | Opponent | Score | RPI S | Opponent | Score | RPI S | Opponent | Score | RPI S | Opponent | Score | Team's RPI: 230 |
|---------------------------|--------------|-------|-------|-------------------|-------|-------|---------------------|-------|-------|----------|-------|-----------------|
| 48 | H Bucknell | 32 70 | 56 | A Virginia Tech | 49 82 | 137 | A Lehigh | 48 63 | | | | |
| | | | 60 | A Quinnipiac | 38 67 | 150 | A Marist | 45 69 | | | | |
| | | | 60 | H Quinnipiac | 46 58 | 188 | A George Washington | 55 51 | | | | |
| | | | 77 | H Princeton | 47 79 | 194 | H Rider | 43 55 | | | | |
| | | | | | | 216 | H Navy | 68 67 | | | | |
| | | | | | | 217 | A East Carolina | 67 73 | | | | |
| | | | | | | 231 | H Niagara | 76 54 | | | | |
| | | | | | | 236 | H Albany (NY) | 64 56 | | | | |
| | | | | | | 242 | A Sacred Heart | 55 50 | | | | |
| | | | | | | 267 | H Canisius | 67 61 | | | | |
| | | | | | | 271 | H Siena | 68 77 | | | | |
| | | | | | | 297 | H Loyola Maryland | 67 75 | | | | |
| | | | | | | 316 | A Fairfield | 73 63 | | | | |
| | | | | | | 318 | A Lafayette | 69 73 | | | | |
| | | | | | | 329 | A Iona | 55 38 | | | | |
| LAST 12 Division I GAMES: | | | | | | | | | | | | |
| 60 | H Quinnipiac | 46 58 | 316 | A Fairfield | 73 63 | | | | | | | |
| 231 | H Niagara | 76 54 | 194 | H Rider | 43 55 | | | | | | | |
| 267 | H Canisius | 67 61 | 329 | A Iona | 55 38 | | | | | | | |
| 271 | H Siena | 68 77 | 297 | H Loyola Maryland | 67 75 | | | | | | | |
| 150 | A Marist | 45 69 | 216 | H Navy | 68 67 | | | | | | | |
| 60 | A Quinnipiac | 38 67 | 77 | H Princeton | 47 79 | | | | | | | |

Non-Div I Games:

Monmouth

| | | | | | | | | | | |
|-------------------|----------|-----------|----------------|------------|-------------|---------------|------|------|-------|-----------|
| Average RPI Win: | 209 | WON-LOST | WINNING | LAST 10 | STRENGTH OF | OPP. STRENGTH | TEAM | ADJ. | CONF. | ADJ CONF. |
| Average RPI Loss: | 104 | RECORD | PCT. RANK | GAMES | SCHEDULE | OF SCHEDULE | RPI | RPI | RPI | RPI |
| DIV. I ONLY | 9- 9 | 160 | 1- 0 | 119 | 140 | 146 | 146 | 16 | 16 | |
| DIV. I NON-CONF. | 4- 4 | 162 | 1- 0 | 34 | 87 | 77 | 77 | 12 | 12 | |
| TOTALS | RPI 1-25 | RPI 26-50 | W-L RECORDS | RPI 51-100 | RPI 101-150 | RPI 150+ | | | | |
| 9- 9 | 0- 1 | 0- 1 | OVERALL | 3- 2 | 0- 3 | 6- 2 | | | | |
| 5- 3 | 0- 0 | 0- 1 | HOME | 3- 0 | 0- 1 | 2- 1 | | | | |
| 3- 6 | 0- 1 | 0- 0 | AWAY | 0- 2 | 0- 2 | 3- 1 | | | | |
| 1- 0 | 0- 0 | 0- 0 | NEUTRAL | 0- 0 | 0- 0 | 1- 0 | | | | |
| 4- 4 | 0- 1 | 0- 1 | NON-CONFERENCE | 2- 1 | 0- 1 | 2- 0 | | | | |
| 2- 1 | 0- 0 | 0- 1 | HOME | 2- 0 | 0- 0 | 0- 0 | | | | |
| 1- 3 | 0- 1 | 0- 0 | AWAY | 0- 1 | 0- 1 | 1- 0 | | | | |
| 1- 0 | 0- 0 | 0- 0 | NEUTRAL | 0- 0 | 0- 0 | 1- 0 | | | | |
| 5- 5 | 0- 0 | 0- 0 | CONFERENCE | 1- 1 | 0- 2 | 4- 2 | | | | |
| 3- 2 | 0- 0 | 0- 0 | HOME | 1- 0 | 0- 1 | 2- 1 | | | | |
| 2- 3 | 0- 0 | 0- 0 | AWAY | 0- 1 | 0- 1 | 2- 1 | | | | |
| 0- 0 | 0- 0 | 0- 0 | NEUTRAL | 0- 0 | 0- 0 | 0- 0 | | | | |

| RPI 1-25 | | | | RPI 26-50 | | | | RPI 51-100 | | | | RPI 101+ Team's RPI: 146 | | | |
|---------------------------|---|----------------|-------|-----------|---|--------------------|-------|------------|---|---------------|--------|--------------------------|---|--------------------|-------|
| RPI | S | Opponent | Score | RPI | S | Opponent | Score | RPI | S | Opponent | Score | RPI | S | Opponent | Score |
| 12 | A | Gonzaga | 52 76 | 36 | H | South Dakota | 41 64 | 72 | A | Arizona | 51 100 | 115 | H | Northern Colo. | 62 73 |
| | | | | | | | | 74 | A | Idaho St. | 34 50 | 132 | A | Montana St. | 52 74 |
| | | | | | | | | 78 | H | UC Davis | 62 56 | 136 | A | Washington | 54 69 |
| | | | | | | | | 95 | H | Idaho | 82 79 | 164 | A | Portland St. | 60 78 |
| | | | | | | | | 98 | H | Northern Ill. | 86 70 | 197 | H | Eastern Wash. | 62 68 |
| | | | | | | | | | | | | 205 | N | Saint Francis (PA) | 79 77 |
| | | | | | | | | | | | | 235 | A | Sacramento St. | 88 86 |
| | | | | | | | | | | | | 257 | H | Southern Utah | 79 57 |
| | | | | | | | | | | | | 266 | H | Northern Ariz. | 78 62 |
| | | | | | | | | | | | | 307 | A | Weber St. | 72 60 |
| | | | | | | | | | | | | 340 | A | Grand Canyon | 69 47 |
| LAST 12 Division I GAMES: | | | | | | | | | | | | | | | |
| 78 | H | UC Davis | 62 56 | 205 | N | Saint Francis (PA) | 79 77 | | | | | | | | |
| 132 | A | Montana St. | 52 74 | 197 | H | Eastern Wash. | 62 68 | | | | | | | | |
| 307 | A | Weber St. | 72 60 | 164 | A | Portland St. | 60 78 | | | | | | | | |
| 74 | A | Idaho St. | 34 50 | 235 | A | Sacramento St. | 88 86 | | | | | | | | |
| 95 | H | Idaho | 82 79 | 257 | H | Southern Utah | 79 57 | | | | | | | | |
| 115 | H | Northern Colo. | 62 73 | 266 | H | Northern Ariz. | 78 62 | | | | | | | | |

Non-Div I Games: Providence (MT) 90 45

Montana

Loss, Non-Conf, S Site, H Home A Away N Neutral

| | | | | | | | | | | |
|-------------------|----------|-----------|----------------|------------|-------------|---------------|------|------|-------|-----------|
| Average RPI Win: | 223 | WON-LOST | WINNING | LAST 10 | STRENGTH OF | OPP. STRENGTH | TEAM | ADJ. | CONF. | ADJ CONF. |
| Average RPI Loss: | 81 | RECORD | PCT. RANK | GAMES | SCHEDULE | OF SCHEDULE | RPI | RPI | RPI | RPI |
| DIV. I ONLY | 10- 9 | 149 | 1- 0 | 123 | 118 | 132 | 132 | 16 | 16 | |
| DIV. I NON-CONF. | 4- 5 | 190 | 1- 0 | 46 | 52 | 96 | 96 | 12 | 12 | |
| TOTALS | RPI 1-25 | RPI 26-50 | W-L RECORDS | RPI 51-100 | RPI 101-150 | RPI 150+ | | | | |
| 10- 9 | 0- 1 | 0- 2 | OVERALL | 0- 4 | 2- 0 | 8- 2 | | | | |
| 5- 3 | 0- 0 | 0- 1 | HOME | 0- 1 | 1- 0 | 4- 1 | | | | |
| 4- 6 | 0- 1 | 0- 1 | AWAY | 0- 3 | 1- 0 | 3- 1 | | | | |
| 1- 0 | 0- 0 | 0- 0 | NEUTRAL | 0- 0 | 0- 0 | 1- 0 | | | | |
| 4- 5 | 0- 1 | 0- 2 | NON-CONFERENCE | 0- 2 | 0- 0 | 4- 0 | | | | |
| 2- 1 | 0- 0 | 0- 1 | HOME | 0- 0 | 0- 0 | 2- 0 | | | | |
| 1- 4 | 0- 1 | 0- 1 | AWAY | 0- 2 | 0- 0 | 1- 0 | | | | |
| 1- 0 | 0- 0 | 0- 0 | NEUTRAL | 0- 0 | 0- 0 | 1- 0 | | | | |
| 6- 4 | 0- 0 | 0- 0 | CONFERENCE | 0- 2 | 2- 0 | 4- 2 | | | | |
| 3- 2 | 0- 0 | 0- 0 | HOME | 0- 1 | 1- 0 | 2- 1 | | | | |
| 3- 2 | 0- 0 | 0- 0 | AWAY | 0- 1 | 1- 0 | 2- 1 | | | | |
| 0- 0 | 0- 0 | 0- 0 | NEUTRAL | 0- 0 | 0- 0 | 0- 0 | | | | |

| RPI 1-25 | | | | RPI 26-50 | | | | RPI 51-100 | | | | RPI 101+ Team's RPI: 132 | | | |
|---------------------------|---|----------------|--------|-----------|---|------------------|-------|------------|---|----------------|-------|--------------------------|---|------------------|-------|
| RPI | S | Opponent | Score | RPI | S | Opponent | Score | RPI | S | Opponent | Score | RPI | S | Opponent | Score |
| 7 | A | Marquette | 52 100 | 28 | H | South Dakota St. | 67 88 | 51 | A | TCU | 49 71 | 115 | A | Northern Colo. | 79 66 |
| | | | | 46 | A | Wyoming | 58 66 | 65 | A | SFA | 53 60 | 146 | H | Montana | 74 52 |
| | | | | | | | | 74 | A | Idaho St. | 43 61 | 161 | N | Delaware | 69 60 |
| | | | | | | | | 95 | H | Idaho | 66 82 | 164 | A | Portland St. | 53 55 |
| | | | | | | | | | | | | 175 | A | Texas St. | 67 59 |
| | | | | | | | | | | | | 197 | H | Eastern Wash. | 87 89 |
| | | | | | | | | | | | | 235 | A | Sacramento St. | 69 53 |
| | | | | | | | | | | | | 248 | H | Long Beach St. | 85 62 |
| | | | | | | | | | | | | 257 | H | Southern Utah | 69 64 |
| | | | | | | | | | | | | 266 | H | Northern Ariz. | 80 70 |
| | | | | | | | | | | | | 307 | A | Weber St. | 66 59 |
| | | | | | | | | | | | | 320 | H | Omaha | 59 56 |
| LAST 12 Division I GAMES: | | | | | | | | | | | | | | | |
| 146 | H | Montana | 74 52 | 175 | A | Texas St. | 67 59 | 235 | A | Sacramento St. | 69 53 | 164 | A | Portland St. | 53 55 |
| 74 | A | Idaho St. | 43 61 | 266 | H | Northern Ariz. | 80 70 | 257 | H | Southern Utah | 69 64 | 28 | H | South Dakota St. | 67 88 |
| 307 | A | Weber St. | 66 59 | | | | | | | | | | | | |
| 197 | H | Eastern Wash. | 87 89 | | | | | | | | | | | | |
| 115 | A | Northern Colo. | 79 66 | | | | | | | | | | | | |
| 95 | H | Idaho | 66 82 | | | | | | | | | | | | |

Non-Div I Games: Carroll (MT) 64 48

Montana St.

Loss, Non-Conf, S Site, H Home A Away N Neutral

| | | | | | | | | | | |
|-------------------|----------|-----------|----------------|------------|-------------|---------------|------|------|-------|-----------|
| Average RPI Win: | 249 | WON-LOST | WINNING | LAST 10 | STRENGTH OF | OPP. STRENGTH | TEAM | ADJ. | CONF. | ADJ CONF. |
| Average RPI Loss: | 140 | RECORD | PCT. RANK | GAMES | SCHEDULE | OF SCHEDULE | RPI | RPI | RPI | RPI |
| DIV. I ONLY | 15- 6 | 65 | 1- 0 | 227 | 300 | 117 | 117 | 22 | 22 | |
| DIV. I NON-CONF. | 7- 4 | 109 | 0- 0 | 268 | 299 | 160 | 160 | 20 | 20 | |
| TOTALS | RPI 1-25 | RPI 26-50 | W-L RECORDS | RPI 51-100 | RPI 101-150 | RPI 150+ | | | | |
| 15- 6 | 0- 1 | 0- 1 | OVERALL | 0- 1 | 3- 0 | 12- 3 | | | | |
| 8- 1 | 0- 0 | 0- 0 | HOME | 0- 0 | 2- 0 | 6- 1 | | | | |
| 7- 5 | 0- 1 | 0- 1 | AWAY | 0- 1 | 1- 0 | 6- 2 | | | | |
| 0- 0 | 0- 0 | 0- 0 | NEUTRAL | 0- 0 | 0- 0 | 0- 0 | | | | |
| 7- 4 | 0- 1 | 0- 1 | NON-CONFERENCE | 0- 0 | 1- 0 | 6- 2 | | | | |
| 4- 1 | 0- 0 | 0- 0 | HOME | 0- 0 | 0- 0 | 4- 1 | | | | |
| 3- 3 | 0- 1 | 0- 1 | AWAY | 0- 0 | 1- 0 | 2- 1 | | | | |
| 0- 0 | 0- 0 | 0- 0 | NEUTRAL | 0- 0 | 0- 0 | 0- 0 | | | | |
| 8- 2 | 0- 0 | 0- 0 | CONFERENCE | 0- 1 | 2- 0 | 6- 1 | | | | |
| 4- 0 | 0- 0 | 0- 0 | HOME | 0- 0 | 2- 0 | 2- 0 | | | | |
| 4- 2 | 0- 0 | 0- 0 | AWAY | 0- 1 | 0- 0 | 4- 1 | | | | |
| 0- 0 | 0- 0 | 0- 0 | NEUTRAL | 0- 0 | 0- 0 | 0- 0 | | | | |

| RPI 1-25 | | | | RPI 26-50 | | | | RPI 51-100 | | | | RPI 101+ Team's RPI: 117 | | | |
|---------------------------|---|-------------------|-------|-----------|---|--------------------|-------|------------|---|----------|-------|--------------------------|---|----------------------|--------|
| RPI | S | Opponent | Score | RPI | S | Opponent | Score | RPI | S | Opponent | Score | RPI | S | Opponent | Score |
| 2 | A | Baylor | 58 96 | 33 | A | Kentucky | 57 87 | 63 | A | Belmont | 50 77 | 121 | A | Radford | 79 72 |
| | | | | | | | | | | | | 134 | H | UT Martin | 85 75 |
| | | | | | | | | | | | | 142 | H | Tennessee Tech | 77 56 |
| | | | | | | | | | | | | 205 | A | Saint Francis (PA) | 83 89 |
| | | | | | | | | | | | | 213 | H | Southeast Mo. St. | 82 54 |
| | | | | | | | | | | | | 223 | H | Jacksonville St. | 66 55 |
| | | | | | | | | | | | | 234 | A | SIUE | 73 67 |
| | | | | | | | | | | | | 254 | H | St. Francis Brooklyn | 94 101 |
| | | | | | | | | | | | | 256 | A | N.C. A&T | 72 67 |
| | | | | | | | | | | | | 262 | A | Gardner-Webb | 84 69 |
| | | | | | | | | | | | | 278 | A | Eastern Ill. | 67 57 |
| | | | | | | | | | | | | 284 | A | Austin Peay | 80 81 |
| | | | | | | | | | | | | 289 | A | Murray St. | 83 61 |
| | | | | | | | | | | | | 290 | A | Tennessee St. | 85 62 |
| | | | | | | | | | | | | 291 | H | Valparaiso | 68 62 |
| | | | | | | | | | | | | 324 | H | Lipscomb | 79 44 |
| | | | | | | | | | | | | 337 | H | Evansville | 85 63 |
| | | | | | | | | | | | | 346 | H | Chicago St. | 104 68 |
| LAST 12 Division I GAMES: | | | | | | | | | | | | | | | |
| 234 | A | SIUE | 73 67 | 278 | A | Eastern Ill. | 67 57 | | | | | | | | |
| 223 | H | Jacksonville St. | 66 55 | 63 | A | Belmont | 50 77 | | | | | | | | |
| 142 | H | Tennessee Tech | 77 56 | 284 | A | Austin Peay | 80 81 | | | | | | | | |
| 134 | H | UT Martin | 85 75 | 289 | A | Murray St. | 83 61 | | | | | | | | |
| 213 | H | Southeast Mo. St. | 82 54 | 324 | H | Lipscomb | 79 44 | | | | | | | | |
| 290 | A | Tennessee St. | 85 62 | 205 | A | Saint Francis (PA) | 83 89 | | | | | | | | |

Non-Div I Games: Alice Lloyd 121 56 Ky. Christian 119 28

Morehead St.

Loss, Non-Conf, S Site, H Home A Away N Neutral

| | | | | | | | | | |
|------------------------------|----------|-----------|----------------|-------------|---------------|----------|------|-------|-----------|
| Average RPI Win: 327 | WON-LOST | WINNING | LAST 10 | STRENGTH OF | OPP. STRENGTH | TEAM | ADJ. | CONF. | ADJ CONF. |
| Average RPI Loss: 172 | RECORD | PCT. RANK | GAMES | SCHEDULE | OF SCHEDULE | RPI | RPI | RPI | RPI |
| DIV. I ONLY | 6- 15 | 284 | 0- 1 | 278 | 332 | 302 | 302 | 32 | 32 |
| DIV. I NON-CONF. | 1- 11 | 335 | 0- 1 | 151 | 212 | 317 | 317 | 32 | 32 |
| TOTALS | RPI 1-25 | RPI 26-50 | W-L RECORDS | RPI 51-100 | RPI 101-150 | RPI 150+ | | | |
| 6- 15 | 0- 1 | 0- 0 | OVERALL | 0- 4 | 0- 2 | 6- 8 | | | |
| 4- 4 | 0- 0 | 0- 0 | HOME | 0- 0 | 0- 0 | 4- 4 | | | |
| 2- 8 | 0- 0 | 0- 0 | AWAY | 0- 4 | 0- 1 | 2- 3 | | | |
| 0- 3 | 0- 1 | 0- 0 | NEUTRAL | 0- 0 | 0- 1 | 0- 1 | | | |
| 1- 11 | 0- 1 | 0- 0 | NON-CONFERENCE | 0- 4 | 0- 2 | 1- 4 | | | |
| 1- 2 | 0- 0 | 0- 0 | HOME | 0- 0 | 0- 0 | 1- 2 | | | |
| 0- 6 | 0- 0 | 0- 0 | AWAY | 0- 4 | 0- 1 | 0- 1 | | | |
| 0- 3 | 0- 1 | 0- 0 | NEUTRAL | 0- 0 | 0- 1 | 0- 1 | | | |
| 5- 4 | 0- 0 | 0- 0 | CONFERENCE | 0- 0 | 0- 0 | 5- 4 | | | |
| 3- 2 | 0- 0 | 0- 0 | HOME | 0- 0 | 0- 0 | 3- 2 | | | |
| 2- 2 | 0- 0 | 0- 0 | AWAY | 0- 0 | 0- 0 | 2- 2 | | | |
| 0- 0 | 0- 0 | 0- 0 | NEUTRAL | 0- 0 | 0- 0 | 0- 0 | | | |

| RPI 1-25 | | | | RPI 26-50 | | | | RPI 51-100 | | | | RPI 101+ Team's RPI: 302 | | | |
|---------------------------|---|-----------------|-------|-----------|---|--------------------|-------|------------|---|---------------|-------|--------------------------|---|--------------------|-------|
| RPI | S | Opponent | Score | RPI | S | Opponent | Score | RPI | S | Opponent | Score | RPI | S | Opponent | Score |
| 18 | N | Maryland | 44 68 | | | | | 55 | A | Michigan | 47 70 | 110 | N | Georgia | 33 60 |
| | | | | | | | | 62 | A | West Virginia | 37 72 | 116 | A | Western Ky. | 43 90 |
| | | | | | | | | 65 | A | SFA | 42 69 | 174 | H | UMES | 68 73 |
| | | | | | | | | 97 | A | Hartford | 59 80 | 224 | A | Howard | 56 79 |
| | | | | | | | | | | | | 231 | N | Niagara | 57 67 |
| | | | | | | | | | | | | 256 | A | N.C. A&T | 29 62 |
| | | | | | | | | | | | | 258 | H | Bethune-Cookman | 69 73 |
| | | | | | | | | | | | | 295 | H | South Carolina St. | 62 51 |
| | | | | | | | | | | | | 298 | H | Central Conn. St. | 36 60 |
| | | | | | | | | | | | | 301 | H | UMBC | 68 73 |
| | | | | | | | | | | | | 306 | H | UMass Lowell | 61 49 |
| | | | | | | | | | | | | 314 | A | FIU | 50 59 |
| | | | | | | | | | | | | 317 | A | Coppin St. | 74 57 |
| | | | | | | | | | | | | 345 | A | N.C. Central | 65 62 |
| | | | | | | | | | | | | 348 | H | Florida A&M | 75 71 |
| | | | | | | | | | | | | 349 | H | Savannah St. | 63 47 |
| LAST 12 Division I GAMES: | | | | | | | | | | | | | | | |
| 317 | A | Coppin St. | 74 57 | 231 | N | Niagara | 57 67 | | | | | | | | |
| 348 | H | Florida A&M | 75 71 | 295 | H | South Carolina St. | 62 51 | | | | | | | | |
| 258 | H | Bethune-Cookman | 69 73 | 349 | H | Savannah St. | 63 47 | | | | | | | | |
| 345 | A | N.C. Central | 65 62 | 174 | H | UMES | 68 73 | | | | | | | | |
| 256 | A | N.C. A&T | 29 62 | 306 | H | UMass Lowell | 61 49 | | | | | | | | |
| 224 | A | Howard | 56 79 | 301 | H | UMBC | 68 73 | | | | | | | | |

Non-Div I Games: Washington Adventis60 43 Lincoln (PA) 46 **51**

Morgan St.

Loss, **Non-Conf**, **S Site**, **H Home** **A Away** **N Neutral**

Mt. St. Mary's

Through Games Of Feb. 3, 2019

| | | | | | | | | | | |
|-------------------|----------|-----------|----------------|------------|-------------|---------------|------|------|-------|-----------|
| Average RPI Win: | 261 | WON-LOST | WINNING | LAST 10 | STRENGTH OF | OPP. STRENGTH | TEAM | ADJ. | CONF. | ADJ CONF. |
| Average RPI Loss: | 187 | RECORD | PCT. RANK | GAMES | SCHEDULE | OF SCHEDULE | RPI | RPI | RPI | RPI |
| DIV. I ONLY | 9- 10 | 187 | 0- 1 | 303 | 324 | 245 | 245 | 31 | 31 | |
| DIV. I NON-CONF. | 5- 5 | 162 | 0- 0 | 163 | 250 | 149 | 149 | 31 | 31 | |
| TOTALS | RPI 1-25 | RPI 26-50 | W-L RECORDS | RPI 51-100 | RPI 101-150 | RPI 150+ | | | | |
| 9- 10 | 0- 0 | 0- 0 | OVERALL | 0- 2 | 2- 1 | 7- 7 | | | | |
| 5- 3 | 0- 0 | 0- 0 | HOME | 0- 0 | 2- 0 | 3- 3 | | | | |
| 4- 7 | 0- 0 | 0- 0 | AWAY | 0- 2 | 0- 1 | 4- 4 | | | | |
| 0- 0 | 0- 0 | 0- 0 | NEUTRAL | 0- 0 | 0- 0 | 0- 0 | | | | |
| 5- 5 | 0- 0 | 0- 0 | NON-CONFERENCE | 0- 2 | 2- 1 | 3- 2 | | | | |
| 2- 1 | 0- 0 | 0- 0 | HOME | 0- 0 | 2- 0 | 0- 1 | | | | |
| 3- 4 | 0- 0 | 0- 0 | AWAY | 0- 2 | 0- 1 | 3- 1 | | | | |
| 0- 0 | 0- 0 | 0- 0 | NEUTRAL | 0- 0 | 0- 0 | 0- 0 | | | | |
| 4- 5 | 0- 0 | 0- 0 | CONFERENCE | 0- 0 | 0- 0 | 4- 5 | | | | |
| 3- 2 | 0- 0 | 0- 0 | HOME | 0- 0 | 0- 0 | 3- 2 | | | | |
| 1- 3 | 0- 0 | 0- 0 | AWAY | 0- 0 | 0- 0 | 1- 3 | | | | |
| 0- 0 | 0- 0 | 0- 0 | NEUTRAL | 0- 0 | 0- 0 | 0- 0 | | | | |

| RPI 1-25 | | | RPI 26-50 | | | RPI 51-100 | | | RPI 101+ Team's RPI: 245 | | |
|---------------------------|---|----------------------|-----------|-----|---|--------------------|-------|-----|--------------------------|----------------------|-------|
| RPI | S | Opponent | Score | RPI | S | Opponent | Score | RPI | S | Opponent | Score |
| | | | | | | | | 119 | H | Towson | 87 78 |
| | | | | | | 55 A Michigan | 40 88 | 121 | H | Radford | 89 77 |
| | | | | | | 56 A Virginia Tech | 51 83 | 148 | A | Duquesne | 64 73 |
| | | | | | | | | 174 | H | UMES | 73 86 |
| | | | | | | | | 194 | A | Rider | 67 85 |
| | | | | | | | | 205 | A | Saint Francis (PA) | 66 68 |
| | | | | | | | | 205 | H | Saint Francis (PA) | 72 83 |
| | | | | | | | | 212 | A | Robert Morris | 58 70 |
| | | | | | | | | 254 | H | St. Francis Brooklyn | 78 75 |
| | | | | | | | | 262 | A | Gardner-Webb | 69 62 |
| | | | | | | | | 297 | A | Loyola Maryland | 77 67 |
| | | | | | | | | 298 | H | Central Conn. St. | 84 53 |
| | | | | | | | | 299 | H | Bryant | 68 73 |
| | | | | | | | | 301 | A | UMBC | 65 52 |
| | | | | | | | | 326 | A | Wagner | 76 92 |
| | | | | | | | | 343 | A | Fairleigh Dickinson | 63 47 |
| | | | | | | | | 351 | H | LIU Brooklyn | 61 45 |
| LAST 12 Division I GAMES: | | | | | | | | | | | |
| 254 | H | St. Francis Brooklyn | 78 75 | 205 | H | Saint Francis (PA) | 72 83 | | | | |
| 351 | H | LIU Brooklyn | 61 45 | 205 | A | Saint Francis (PA) | 66 68 | | | | |
| 343 | A | Fairleigh Dickinson | 63 47 | 212 | A | Robert Morris | 58 70 | | | | |
| 326 | A | Wagner | 76 92 | 121 | H | Radford | 89 77 | | | | |
| 298 | H | Central Conn. St. | 84 53 | 174 | H | UMES | 73 86 | | | | |
| 299 | H | Bryant | 68 73 | 56 | A | Virginia Tech | 51 83 | | | | |

Non-Div I Games: Washington Col. 74 50

Mt. St. Mary's

■ Loss,
 ■ Non-Conf,
 ■ S Site,
 ■ H Home
 ■ A Away
 N Neutral

| Average RPI Win: | 284 | WON-LOST | WINNING | LAST 10 | STRENGTH OF | OPP. STRENGTH | TEAM | ADJ. | CONF. | ADJ CONF. |
|-------------------|----------|-----------|----------------|------------|-------------|---------------|------|------|-------|-----------|
| Average RPI Loss: | 158 | RECORD | PCT. RANK | GAMES | SCHEDULE | OF SCHEDULE | RPI | RPI | RPI | RPI |
| DIV. I ONLY | 5- 14 | 293 | 0- 1 | 244 | 217 | 289 | 289 | 22 | 22 | |
| DIV. I NON-CONF. | 2- 7 | 288 | 0- 0 | 255 | 172 | 315 | 315 | 20 | 20 | |
| TOTALS | RPI 1-25 | RPI 26-50 | W-L RECORDS | RPI 51-100 | RPI 101-150 | RPI 150+ | | | | |
| 5- 14 | 0- 0 | 0- 2 | OVERALL | 0- 2 | 0- 3 | 5- 7 | | | | |
| 3- 5 | 0- 0 | 0- 0 | HOME | 0- 1 | 0- 1 | 3- 3 | | | | |
| 2- 9 | 0- 0 | 0- 2 | AWAY | 0- 1 | 0- 2 | 2- 4 | | | | |
| 0- 0 | 0- 0 | 0- 0 | NEUTRAL | 0- 0 | 0- 0 | 0- 0 | | | | |
| 2- 7 | 0- 0 | 0- 2 | NON-CONFERENCE | 0- 1 | 0- 0 | 2- 4 | | | | |
| 2- 2 | 0- 0 | 0- 0 | HOME | 0- 0 | 0- 0 | 2- 2 | | | | |
| 0- 5 | 0- 0 | 0- 2 | AWAY | 0- 1 | 0- 0 | 0- 2 | | | | |
| 0- 0 | 0- 0 | 0- 0 | NEUTRAL | 0- 0 | 0- 0 | 0- 0 | | | | |
| 3- 7 | 0- 0 | 0- 0 | CONFERENCE | 0- 1 | 0- 3 | 3- 3 | | | | |
| 1- 3 | 0- 0 | 0- 0 | HOME | 0- 1 | 0- 1 | 1- 1 | | | | |
| 2- 4 | 0- 0 | 0- 0 | AWAY | 0- 0 | 0- 2 | 2- 2 | | | | |
| 0- 0 | 0- 0 | 0- 0 | NEUTRAL | 0- 0 | 0- 0 | 0- 0 | | | | |

| RPI S | Opponent | Score | RPI S | Opponent | Score | RPI S | Opponent | Score | RPI S | Opponent | Score | Team's RPI: 289 |
|---------------------------|---------------------|-------|-------|------------------|-------|-------|---------------------|-------|-------|----------|-------|-----------------|
| 33 | A Kentucky | 49 88 | 57 | A Tennessee | 77 98 | 117 | H Morehead St. | 61 83 | | | | |
| 45 | A Butler | 65 86 | 63 | H Belmont | 58 65 | 134 | A UT Martin | 67 75 | | | | |
| | | | | | | 142 | A Tennessee Tech | 65 74 | | | | |
| | | | | | | 154 | H Southern Ill. | 59 65 | | | | |
| | | | | | | 182 | A Arkansas St. | 63 74 | | | | |
| | | | | | | 189 | A Illinois | 52 84 | | | | |
| | | | | | | 213 | A Southeast Mo. St. | 64 59 | | | | |
| | | | | | | 223 | A Jacksonville St. | 64 59 | | | | |
| | | | | | | 234 | A SIUE | 54 71 | | | | |
| | | | | | | 278 | A Eastern Ill. | 67 75 | | | | |
| | | | | | | 290 | H Tennessee St. | 61 65 | | | | |
| | | | | | | 300 | H Alabama A&M | 53 59 | | | | |
| | | | | | | 323 | H Eastern Ky. | 81 63 | | | | |
| | | | | | | 324 | H Lipscomb | 97 61 | | | | |
| | | | | | | 337 | H Evansville | 81 53 | | | | |
| LAST 12 Division I GAMES: | | | | | | | | | | | | |
| 223 | A Jacksonville St. | 64 59 | 142 | A Tennessee Tech | 65 74 | | | | | | | |
| 290 | H Tennessee St. | 61 65 | 134 | A UT Martin | 67 75 | | | | | | | |
| 63 | H Belmont | 58 65 | 323 | H Eastern Ky. | 81 63 | | | | | | | |
| 234 | A SIUE | 54 71 | 117 | H Morehead St. | 61 83 | | | | | | | |
| 278 | A Eastern Ill. | 67 75 | 57 | A Tennessee | 77 98 | | | | | | | |
| 213 | A Southeast Mo. St. | 64 59 | 33 | A Kentucky | 49 88 | | | | | | | |

Non-Div I Games: Oakland City 113 55 Bethel (TN) 86 50

Murray St.

Loss, Non-Conf, S Site, H Home A Away N Neutral

| | | | | | | | | | | |
|-------------------|----------|-----------|----------------|------------|-------------|---------------|------|------|-------|-----------|
| Average RPI Win: | 306 | WON-LOST | WINNING | LAST 10 | STRENGTH OF | OPP. STRENGTH | TEAM | ADJ. | CONF. | ADJ CONF. |
| Average RPI Loss: | 146 | RECORD | PCT. RANK | GAMES | SCHEDULE | OF SCHEDULE | RPI | RPI | RPI | RPI |
| DIV. I ONLY | 9- 9 | 160 | 0- 1 | 344 | 247 | 256 | 256 | 32 | 32 | |
| DIV. I NON-CONF. | 2- 9 | 297 | 0- 1 | 274 | 129 | 302 | 302 | 32 | 32 | |
| TOTALS | RPI 1-25 | RPI 26-50 | W-L RECORDS | RPI 51-100 | RPI 101-150 | RPI 150+ | | | | |
| 9- 9 | 0- 0 | 0- 0 | OVERALL | 0- 2 | 0- 4 | 9- 3 | | | | |
| 2- 3 | 0- 0 | 0- 0 | HOME | 0- 0 | 0- 3 | 2- 0 | | | | |
| 7- 4 | 0- 0 | 0- 0 | AWAY | 0- 0 | 0- 1 | 7- 3 | | | | |
| 0- 2 | 0- 0 | 0- 0 | NEUTRAL | 0- 2 | 0- 0 | 0- 0 | | | | |
| 2- 9 | 0- 0 | 0- 0 | NON-CONFERENCE | 0- 2 | 0- 4 | 2- 3 | | | | |
| 0- 3 | 0- 0 | 0- 0 | HOME | 0- 0 | 0- 3 | 0- 0 | | | | |
| 2- 4 | 0- 0 | 0- 0 | AWAY | 0- 0 | 0- 1 | 2- 3 | | | | |
| 0- 2 | 0- 0 | 0- 0 | NEUTRAL | 0- 2 | 0- 0 | 0- 0 | | | | |
| 7- 0 | 0- 0 | 0- 0 | CONFERENCE | 0- 0 | 0- 0 | 7- 0 | | | | |
| 2- 0 | 0- 0 | 0- 0 | HOME | 0- 0 | 0- 0 | 2- 0 | | | | |
| 5- 0 | 0- 0 | 0- 0 | AWAY | 0- 0 | 0- 0 | 5- 0 | | | | |
| 0- 0 | 0- 0 | 0- 0 | NEUTRAL | 0- 0 | 0- 0 | 0- 0 | | | | |

| RPI S | Opponent | Score | RPI S | Opponent | Score | RPI S | Opponent | Score | RPI S | Opponent | Score | Team's RPI: 256 |
|---------------------------|--------------|-------|-------|--------------------|-------|-------|----------|-------|-------|--------------------|-------|-----------------|
| | | | | | | 76 N | Maine | 52 58 | 104 A | Virginia | 57 67 | |
| | | | | | | 90 N | Yale | 49 59 | 117 H | Morehead St. | 67 72 | |
| | | | | | | | | | 120 H | VCU | 48 54 | |
| | | | | | | | | | 149 H | Akron | 36 49 | |
| | | | | | | | | | 174 A | UMES | 51 49 | |
| | | | | | | | | | 200 A | Elon | 64 73 | |
| | | | | | | | | | 216 A | Navy | 49 72 | |
| | | | | | | | | | 246 A | ETSU | 56 61 | |
| | | | | | | | | | 288 A | Fla. Atlantic | 67 65 | |
| | | | | | | | | | 295 A | South Carolina St. | 58 44 | |
| | | | | | | | | | 302 H | Morgan St. | 62 29 | |
| | | | | | | | | | 317 H | Coppin St. | 66 42 | |
| | | | | | | | | | 335 A | Western Caro. | 69 51 | |
| | | | | | | | | | 345 A | N.C. Central | 52 49 | |
| | | | | | | | | | 347 A | Delaware St. | 67 47 | |
| | | | | | | | | | 348 A | Florida A&M | 56 48 | |
| LAST 12 Division I GAMES: | | | | | | | | | | | | |
| 348 A | Florida A&M | 56 48 | 90 N | Yale | 49 59 | | | | | | | |
| 345 A | N.C. Central | 52 49 | 295 A | South Carolina St. | 58 44 | | | | | | | |
| 317 H | Coppin St. | 66 42 | 288 A | Fla. Atlantic | 67 65 | | | | | | | |
| 302 H | Morgan St. | 62 29 | 120 H | VCU | 48 54 | | | | | | | |
| 174 A | UMES | 51 49 | 200 A | Elon | 64 73 | | | | | | | |
| 347 A | Delaware St. | 67 47 | 246 A | ETSU | 56 61 | | | | | | | |

Non-Div I Games: Winston-Salem 60 56 Johnson C. Smith 50 53

N.C. A&T

Loss, Non-Conf, S Site, H Home A Away N Neutral

N.C. Central

Through Games Of Feb. 3, 2019

| | | | | | | | | | | |
|-------------------|----------|-----------|----------------|------------|-------------|---------------|------|------|-------|-----------|
| Average RPI Win: | 316 | WON-LOST | WINNING | LAST 10 | STRENGTH OF | OPP. STRENGTH | TEAM | ADJ. | CONF. | ADJ CONF. |
| Average RPI Loss: | 220 | RECORD | PCT. RANK | GAMES | SCHEDULE | OF SCHEDULE | RPI | RPI | RPI | RPI |
| DIV. I ONLY | 4- 16 | 313 | 0- 1 | 339 | 341 | 345 | 345 | 32 | 32 | |
| DIV. I NON-CONF. | 2- 10 | 311 | 0- 0 | 293 | 279 | 342 | 342 | 32 | 32 | |
| TOTALS | RPI 1-25 | RPI 26-50 | W-L RECORDS | RPI 51-100 | RPI 101-150 | RPI 150+ | | | | |
| 4- 16 | 0- 1 | 0- 0 | OVERALL | 0- 0 | 0- 2 | 4- 13 | | | | |
| 3- 7 | 0- 0 | 0- 0 | HOME | 0- 0 | 0- 1 | 3- 6 | | | | |
| 1- 8 | 0- 1 | 0- 0 | AWAY | 0- 0 | 0- 1 | 1- 6 | | | | |
| 0- 1 | 0- 0 | 0- 0 | NEUTRAL | 0- 0 | 0- 0 | 0- 1 | | | | |
| 2- 10 | 0- 1 | 0- 0 | NON-CONFERENCE | 0- 0 | 0- 2 | 2- 7 | | | | |
| 2- 4 | 0- 0 | 0- 0 | HOME | 0- 0 | 0- 1 | 2- 3 | | | | |
| 0- 5 | 0- 1 | 0- 0 | AWAY | 0- 0 | 0- 1 | 0- 3 | | | | |
| 0- 1 | 0- 0 | 0- 0 | NEUTRAL | 0- 0 | 0- 0 | 0- 1 | | | | |
| 2- 6 | 0- 0 | 0- 0 | CONFERENCE | 0- 0 | 0- 0 | 2- 6 | | | | |
| 1- 3 | 0- 0 | 0- 0 | HOME | 0- 0 | 0- 0 | 1- 3 | | | | |
| 1- 3 | 0- 0 | 0- 0 | AWAY | 0- 0 | 0- 0 | 1- 3 | | | | |
| 0- 0 | 0- 0 | 0- 0 | NEUTRAL | 0- 0 | 0- 0 | 0- 0 | | | | |

| RPI 1-25 | | | | RPI 26-50 | | | | RPI 51-100 | | | | RPI 101+ Team's RPI: 345 | | | |
|---------------------------|---|--------------|--------|-----------|---|-----------------|-------|------------|---|----------|-------|--------------------------|---|-----------------|-------|
| RPI | S | Opponent | Score | RPI | S | Opponent | Score | RPI | S | Opponent | Score | RPI | S | Opponent | Score |
| 13 | A | Iowa | 39 106 | | | | | | | | | 118 | H | UNCW | 82 89 |
| | | | | | | | | | | | | 127 | A | High Point | 69 80 |
| | | | | | | | | | | | | 153 | A | Georgia St. | 54 65 |
| | | | | | | | | | | | | 174 | A | UMES | 49 59 |
| | | | | | | | | | | | | 187 | H | Coastal Caro. | 66 89 |
| | | | | | | | | | | | | 200 | H | Elon | 54 83 |
| | | | | | | | | | | | | 214 | A | Memphis | 56 77 |
| | | | | | | | | | | | | 256 | H | N.C. A&T | 49 52 |
| | | | | | | | | | | | | 258 | A | Bethune-Cookman | 54 72 |
| | | | | | | | | | | | | 258 | H | Bethune-Cookman | 50 67 |
| | | | | | | | | | | | | 275 | A | Winthrop | 41 66 |
| | | | | | | | | | | | | 285 | H | Wofford | 66 59 |
| | | | | | | | | | | | | 294 | N | Kennesaw St. | 54 78 |
| | | | | | | | | | | | | 302 | H | Morgan St. | 62 65 |
| | | | | | | | | | | | | 313 | H | UNC Greensboro | 66 57 |
| | | | | | | | | | | | | 317 | H | Coppin St. | 62 57 |
| | | | | | | | | | | | | 338 | H | USC Upstate | 63 82 |
| | | | | | | | | | | | | 347 | A | Delaware St. | 61 71 |
| | | | | | | | | | | | | 349 | A | Savannah St. | 71 67 |
| LAST 12 Division I GAMES: | | | | | | | | | | | | | | | |
| 349 | A | Savannah St. | 71 67 | 258 | A | Bethune-Cookman | 54 72 | | | | | | | | |
| 256 | H | N.C. A&T | 49 52 | 258 | H | Bethune-Cookman | 50 67 | | | | | | | | |
| 302 | H | Morgan St. | 62 65 | 214 | A | Memphis | 56 77 | | | | | | | | |
| 317 | H | Coppin St. | 62 57 | 294 | N | Kennesaw St. | 54 78 | | | | | | | | |
| 347 | A | Delaware St. | 61 71 | 153 | A | Georgia St. | 54 65 | | | | | | | | |
| 174 | A | UMES | 49 59 | 285 | H | Wofford | 66 59 | | | | | | | | |

Non-Div I Games: Wilberforce 55 49

N.C. Central

Loss, Non-Conf, S Site, H Home A Away N Neutral

| | | | | | | | | | | |
|-------------------|----------|-----------|----------------|------------|-------------|---------------|------|------|-------|-----------|
| Average RPI Win: | 96 | WON-LOST | WINNING | LAST 10 | STRENGTH OF | OPP. STRENGTH | TEAM | ADJ. | CONF. | ADJ CONF. |
| Average RPI Loss: | 22 | RECORD | PCT. RANK | GAMES | SCHEDULE | OF SCHEDULE | RPI | RPI | RPI | RPI |
| DIV. I ONLY | 21- 1 | 1 | 0- 1 | 42 | 4 | 9 | 9 | 1 | 1 | |
| DIV. I NON-CONF. | 13- 0 | 1 | 0- 0 | 31 | 32 | 6 | 6 | 1 | 1 | |
| TOTALS | RPI 1-25 | RPI 26-50 | W-L RECORDS | RPI 51-100 | RPI 101-150 | RPI 150+ | | | | |
| 21- 1 | 1- 1 | 2- 0 | OVERALL | 9- 0 | 6- 0 | 3- 0 | | | | |
| 13- 1 | 0- 1 | 1- 0 | HOME | 7- 0 | 3- 0 | 2- 0 | | | | |
| 6- 0 | 0- 0 | 1- 0 | AWAY | 2- 0 | 3- 0 | 0- 0 | | | | |
| 2- 0 | 1- 0 | 0- 0 | NEUTRAL | 0- 0 | 0- 0 | 1- 0 | | | | |
| 13- 0 | 1- 0 | 0- 0 | NON-CONFERENCE | 6- 0 | 3- 0 | 3- 0 | | | | |
| 9- 0 | 0- 0 | 0- 0 | HOME | 5- 0 | 2- 0 | 2- 0 | | | | |
| 2- 0 | 0- 0 | 0- 0 | AWAY | 1- 0 | 1- 0 | 0- 0 | | | | |
| 2- 0 | 1- 0 | 0- 0 | NEUTRAL | 0- 0 | 0- 0 | 1- 0 | | | | |
| 8- 1 | 0- 1 | 2- 0 | CONFERENCE | 3- 0 | 3- 0 | 0- 0 | | | | |
| 4- 1 | 0- 1 | 1- 0 | HOME | 2- 0 | 1- 0 | 0- 0 | | | | |
| 4- 0 | 0- 0 | 1- 0 | AWAY | 1- 0 | 2- 0 | 0- 0 | | | | |
| 0- 0 | 0- 0 | 0- 0 | NEUTRAL | 0- 0 | 0- 0 | 0- 0 | | | | |

| RPI 1-25 | | | | Team's RPI: 9 | | RPI 26-50 | | | | RPI 51-100 | | | | RPI 101+ | | | |
|---------------------------|---|----------------|-------|---------------|---|----------------|-------|-----|---|----------------|-------|-----|---|-------------------|-------|--|--|
| RPI | S | Opponent | Score | RPI | S | Opponent | Score | RPI | S | Opponent | Score | RPI | S | Opponent | Score | | |
| 22 | H | North Carolina | 51 64 | 40 | A | Georgia Tech | 68 60 | 55 | H | Michigan | 66 55 | 102 | A | Boston College | 85 69 | | |
| 24 | N | Michigan St. | 78 74 | 47 | H | Clemson | 54 51 | 56 | H | Virginia Tech | 70 61 | 104 | A | Virginia | 66 38 | | |
| | | | | | | | | 63 | H | Belmont | 77 62 | 121 | H | Radford | 75 58 | | |
| | | | | | | | | 67 | H | Old Dominion | 85 56 | 122 | H | Pittsburgh | 63 34 | | |
| | | | | | | | | 70 | H | Duke | 63 51 | 130 | A | Chattanooga | 78 58 | | |
| | | | | | | | | 75 | H | Kent St. | 78 61 | 133 | H | Davidson | 75 45 | | |
| | | | | | | | | 76 | H | Maine | 84 46 | 171 | H | Vanderbilt | 74 54 | | |
| | | | | | | | | 93 | A | Georgetown | 76 65 | 188 | N | George Washington | 69 61 | | |
| | | | | | | | | 99 | A | Wake Forest | 59 50 | 190 | H | Hampton | 83 51 | | |
| LAST 12 Division I GAMES: | | | | | | | | | | | | | | | | | |
| 99 | A | Wake Forest | 59 50 | 22 | H | North Carolina | 51 64 | 102 | A | Boston College | 85 69 | 70 | H | Duke | 63 51 | | |
| 40 | A | Georgia Tech | 68 60 | 104 | A | Virginia | 66 38 | 133 | H | Davidson | 75 45 | 130 | A | Chattanooga | 78 58 | | |
| 47 | H | Clemson | 54 51 | 122 | H | Pittsburgh | 63 34 | 76 | H | Maine | 84 46 | | | | | | |
| 56 | H | Virginia Tech | 70 61 | | | | | | | | | | | | | | |

Non-Div I Games:

NC State

| | | | | | | | | | | |
|-------------------|----------|-----------|----------------|------------|-------------|---------------|------|------|-------|-----------|
| Average RPI Win: | 307 | WON-LOST | WINNING | LAST 10 | STRENGTH OF | OPP. STRENGTH | TEAM | ADJ. | CONF. | ADJ CONF. |
| Average RPI Loss: | 185 | RECORD | PCT. RANK | GAMES | SCHEDULE | OF SCHEDULE | RPI | RPI | RPI | RPI |
| DIV. I ONLY | 5- 16 | 304 | 0- 1 | 245 | 337 | 308 | 308 | 24 | 24 | |
| DIV. I NON-CONF. | 3- 10 | 278 | 0- 0 | 283 | 337 | 313 | 313 | 26 | 26 | |
| TOTALS | RPI 1-25 | RPI 26-50 | W-L RECORDS | RPI 51-100 | RPI 101-150 | RPI 150+ | | | | |
| 5- 16 | 0- 0 | 0- 0 | OVERALL | 0- 5 | 0- 0 | 5- 11 | | | | |
| 3- 7 | 0- 0 | 0- 0 | HOME | 0- 3 | 0- 0 | 3- 4 | | | | |
| 2- 9 | 0- 0 | 0- 0 | AWAY | 0- 2 | 0- 0 | 2- 7 | | | | |
| 0- 0 | 0- 0 | 0- 0 | NEUTRAL | 0- 0 | 0- 0 | 0- 0 | | | | |
| 3- 10 | 0- 0 | 0- 0 | NON-CONFERENCE | 0- 4 | 0- 0 | 3- 6 | | | | |
| 1- 4 | 0- 0 | 0- 0 | HOME | 0- 2 | 0- 0 | 1- 2 | | | | |
| 2- 6 | 0- 0 | 0- 0 | AWAY | 0- 2 | 0- 0 | 2- 4 | | | | |
| 0- 0 | 0- 0 | 0- 0 | NEUTRAL | 0- 0 | 0- 0 | 0- 0 | | | | |
| 2- 6 | 0- 0 | 0- 0 | CONFERENCE | 0- 1 | 0- 0 | 2- 5 | | | | |
| 2- 3 | 0- 0 | 0- 0 | HOME | 0- 1 | 0- 0 | 2- 2 | | | | |
| 0- 3 | 0- 0 | 0- 0 | AWAY | 0- 0 | 0- 0 | 0- 3 | | | | |
| 0- 0 | 0- 0 | 0- 0 | NEUTRAL | 0- 0 | 0- 0 | 0- 0 | | | | |

| RPI 1-25 | | | | RPI 26-50 | | | | RPI 51-100 | | | | RPI 101+ | | | | Team's RPI: 308 | |
|---------------------------|---|----------|-------|-----------|---|--------------|-------|------------|-----|---------------|--------------|----------|-----|----------|---------------------|-----------------|----|
| RPI | S | Opponent | Score | RPI | S | Opponent | Score | RPI | S | Opponent | Score | RPI | S | Opponent | Score | | |
| | | | | | | | | 62 | A | West Virginia | 50 | 95 | 160 | A | North Ala. | 60 | 72 |
| | | | | | | | | 75 | H | Kent St. | 40 | 57 | 160 | H | North Ala. | 54 | 77 |
| | | | | | | | | 81 | A | Penn | 42 | 85 | 194 | A | Rider | 46 | 67 |
| | | | | | | | | 87 | H | FGCU | 35 | 67 | 213 | H | Southeast Mo. St. | 58 | 68 |
| | | | | | | | | 97 | H | Hartford | 53 | 84 | 215 | H | Jacksonville | 56 | 61 |
| | | | | | | | | | | | | | 224 | A | Howard | 57 | 77 |
| | | | | | | | | | | | | | 225 | A | Liberty | 47 | 58 |
| | | | | | | | | | | | | | 232 | A | Colgate | 71 | 53 |
| | | | | | | | | | | | | | 233 | A | Stetson | 48 | 74 |
| | | | | | | | | | | | | | 273 | H | Vermont | 63 | 71 |
| | | | | | | | | | | | | | 294 | H | Kennesaw St. | 66 | 60 |
| | | | | | | | | | | | | | 315 | A | Saint Peter's | 57 | 70 |
| | | | | | | | | | | | | | 324 | H | Lipscomb | 80 | 67 |
| | | | | | | | | | | | | | 335 | H | Western Caro. | 79 | 71 |
| | | | | | | | | | | | | | 343 | A | Fairleigh Dickinson | 43 | 64 |
| | | | | | | | | | | | | | 351 | A | LIU Brooklyn | 72 | 51 |
| LAST 12 Division I GAMES: | | | | | | | | | | | | | | | | | |
| | | | | 87 | H | FGCU | 35 | 67 | 225 | A | Liberty | 47 | 58 | | | | |
| | | | | 160 | H | North Ala. | 54 | 77 | 294 | H | Kennesaw St. | 66 | 60 | | | | |
| | | | | 233 | A | Stetson | 48 | 74 | 97 | H | Hartford | 53 | 84 | | | | |
| | | | | 215 | H | Jacksonville | 56 | 61 | 75 | H | Kent St. | 40 | 57 | | | | |
| | | | | 324 | H | Lipscomb | 80 | 67 | 232 | A | Colgate | 71 | 53 | | | | |
| | | | | 160 | A | North Ala. | 60 | 72 | 351 | A | LIU Brooklyn | 72 | 51 | | | | |

Non-Div I Games:

NJIT

■ Loss,
 ■ Non-Conf,
 ■ S Site,
 ■ H Home
 ■ A Away
 N Neutral

RPI

Nebraska

Through Games Of Feb. 3, 2019

| | | | | | | | | | | |
|-------------------|----------|-----------|----------------|------------|-------------|---------------|------|------|-------|-----------|
| Average RPI Win: | 157 | WON-LOST | WINNING | LAST 10 | STRENGTH OF | OPP. STRENGTH | TEAM | ADJ. | CONF. | ADJ CONF. |
| Average RPI Loss: | 58 | RECORD | PCT. RANK | GAMES | SCHEDULE | OF SCHEDULE | RPI | RPI | RPI | RPI |
| DIV. I ONLY | 10- 12 | 196 | 0- 1 | 34 | 40 | 100 | 100 | 4 | 4 | |
| DIV. I NON-CONF. | 5- 6 | 177 | 0- 0 | 95 | 35 | 141 | 141 | 6 | 6 | |
| TOTALS | RPI 1-25 | RPI 26-50 | W-L RECORDS | RPI 51-100 | RPI 101-150 | RPI 150+ | | | | |
| 10- 12 | 0- 5 | 1- 2 | OVERALL | 2- 2 | 3- 2 | 4- 1 | | | | |
| 6- 5 | 0- 3 | 0- 1 | HOME | 2- 1 | 1- 0 | 3- 0 | | | | |
| 3- 7 | 0- 2 | 1- 1 | AWAY | 0- 1 | 1- 2 | 1- 1 | | | | |
| 1- 0 | 0- 0 | 0- 0 | NEUTRAL | 0- 0 | 1- 0 | 0- 0 | | | | |
| 5- 6 | 0- 2 | 0- 1 | NON-CONFERENCE | 1- 1 | 1- 2 | 3- 0 | | | | |
| 4- 1 | 0- 1 | 0- 0 | HOME | 1- 0 | 0- 0 | 3- 0 | | | | |
| 0- 5 | 0- 1 | 0- 1 | AWAY | 0- 1 | 0- 2 | 0- 0 | | | | |
| 1- 0 | 0- 0 | 0- 0 | NEUTRAL | 0- 0 | 1- 0 | 0- 0 | | | | |
| 5- 6 | 0- 3 | 1- 1 | CONFERENCE | 1- 1 | 2- 0 | 1- 1 | | | | |
| 2- 4 | 0- 2 | 0- 1 | HOME | 1- 1 | 1- 0 | 0- 0 | | | | |
| 3- 2 | 0- 1 | 1- 0 | AWAY | 0- 0 | 1- 0 | 1- 1 | | | | |
| 0- 0 | 0- 0 | 0- 0 | NEUTRAL | 0- 0 | 0- 0 | 0- 0 | | | | |

| RPI 1-25 | | | | RPI 26-50 | | | | RPI 51-100 Team's RPI: 100 | | | | RPI 101+ | | | |
|---------------------------|---|--------------|-------|-----------|---|------------|-------|----------------------------|---|--------------|-------|----------|---|----------------|-------|
| RPI | S | Opponent | Score | RPI | S | Opponent | Score | RPI | S | Opponent | Score | RPI | S | Opponent | Score |
| 3 | A | Louisville | 68 85 | 27 | A | Miami (FL) | 68 82 | 55 | H | Michigan | 70 56 | 105 | A | Creighton | 65 74 |
| 13 | A | Iowa | 71 77 | 32 | H | Indiana | 78 82 | 73 | A | Arkansas | 80 84 | 109 | A | Ohio St. | 78 69 |
| 16 | H | Rutgers | 56 62 | 44 | A | Purdue | 84 64 | 85 | H | Northwestern | 54 58 | 121 | N | Radford | 77 39 |
| 18 | H | Maryland | 63 81 | | | | | 92 | H | Kansas | 58 52 | 123 | A | Washington St. | 84 87 |
| 19 | H | Drake | 77 83 | | | | | | | | | 129 | H | Minnesota | 63 57 |
| | | | | | | | | | | | | 168 | H | Denver | 96 71 |
| | | | | | | | | | | | | 178 | A | Wisconsin | 69 70 |
| | | | | | | | | | | | | 189 | A | Illinois | 77 67 |
| | | | | | | | | | | | | 327 | H | San Jose St. | 96 63 |
| | | | | | | | | | | | | 338 | H | USC Upstate | 87 64 |
| LAST 12 Division I GAMES: | | | | | | | | | | | | | | | |
| 44 | A | Purdue | 84 64 | 32 | H | Indiana | 78 82 | | | | | | | | |
| 178 | A | Wisconsin | 69 70 | 18 | H | Maryland | 63 81 | | | | | | | | |
| 85 | H | Northwestern | 54 58 | 13 | A | Iowa | 71 77 | | | | | | | | |
| 129 | H | Minnesota | 63 57 | 109 | A | Ohio St. | 78 69 | | | | | | | | |
| 189 | A | Illinois | 77 67 | 55 | H | Michigan | 70 56 | | | | | | | | |
| 16 | H | Rutgers | 56 62 | 73 | A | Arkansas | 80 84 | | | | | | | | |

Non-Div I Games:

Nebraska

■ Loss,
■ Non-Conf,
■ S Site,
■ H Home
■ A Away
N Neutral

| | | | | | | | | | |
|------------------------------|----------|-----------|----------------|-------------|---------------|----------|------|-------|-----------|
| Average RPI Win: 269 | WON-LOST | WINNING | LAST 10 | STRENGTH OF | OPP. STRENGTH | TEAM | ADJ. | CONF. | ADJ CONF. |
| Average RPI Loss: 111 | RECORD | PCT. RANK | GAMES | SCHEDULE | OF SCHEDULE | RPI | RPI | RPI | RPI |
| DIV. I ONLY | 6- 13 | 269 | 0- 1 | 161 | 131 | 241 | 241 | 15 | 15 |
| DIV. I NON-CONF. | 3- 7 | 256 | 0- 1 | 209 | 83 | 276 | 276 | 13 | 13 |
| TOTALS | RPI 1-25 | RPI 26-50 | W-L RECORDS | RPI 51-100 | RPI 101-150 | RPI 150+ | | | |
| 6- 13 | 0- 0 | 0- 2 | OVERALL | 0- 5 | 0- 3 | 6- 3 | | | |
| 3- 7 | 0- 0 | 0- 2 | HOME | 0- 2 | 0- 3 | 3- 0 | | | |
| 3- 4 | 0- 0 | 0- 0 | AWAY | 0- 1 | 0- 0 | 3- 3 | | | |
| 0- 2 | 0- 0 | 0- 0 | NEUTRAL | 0- 2 | 0- 0 | 0- 0 | | | |
| 3- 7 | 0- 0 | 0- 1 | NON-CONFERENCE | 0- 3 | 0- 2 | 3- 1 | | | |
| 2- 4 | 0- 0 | 0- 1 | HOME | 0- 1 | 0- 2 | 2- 0 | | | |
| 1- 1 | 0- 0 | 0- 0 | AWAY | 0- 0 | 0- 0 | 1- 1 | | | |
| 0- 2 | 0- 0 | 0- 0 | NEUTRAL | 0- 2 | 0- 0 | 0- 0 | | | |
| 3- 6 | 0- 0 | 0- 1 | CONFERENCE | 0- 2 | 0- 1 | 3- 2 | | | |
| 1- 3 | 0- 0 | 0- 1 | HOME | 0- 1 | 0- 1 | 1- 0 | | | |
| 2- 3 | 0- 0 | 0- 0 | AWAY | 0- 1 | 0- 0 | 2- 2 | | | |
| 0- 0 | 0- 0 | 0- 0 | NEUTRAL | 0- 0 | 0- 0 | 0- 0 | | | |

| RPI 1-25 | | | | RPI 26-50 | | | | RPI 51-100 | | | | RPI 101+ | | | | Team's RPI: 241 | |
|---------------------------|---|----------|-------|-----------|---|--------------|-------|------------|---|---------------------|-------|----------|---|----------------|-------|-----------------|--|
| RPI | S | Opponent | Score | RPI | S | Opponent | Score | RPI | S | Opponent | Score | RPI | S | Opponent | Score | | |
| | | | | 30 | H | Utah | 52 74 | 53 | H | Southern California | 51 72 | 128 | H | Fresno St. | 63 79 | | |
| | | | | 39 | H | New Mexico | 64 66 | 61 | A | Boise St. | 65 80 | 131 | H | Colorado | 52 65 | | |
| | | | | | | | | 61 | H | Boise St. | 74 75 | 143 | H | Texas Tech | 67 86 | | |
| | | | | | | | | 78 | N | UC Davis | 68 84 | 173 | A | Santa Clara | 48 56 | | |
| | | | | | | | | 98 | N | Northern Ill. | 69 98 | 195 | A | Utah St. | 76 79 | | |
| | | | | | | | | | | | | 210 | H | UNLV | 70 62 | | |
| | | | | | | | | | | | | 221 | A | Colorado St. | 62 38 | | |
| | | | | | | | | | | | | 248 | A | Long Beach St. | 76 67 | | |
| | | | | | | | | | | | | 252 | A | Air Force | 74 79 | | |
| | | | | | | | | | | | | 264 | H | Hawaii | 79 78 | | |
| | | | | | | | | | | | | 327 | A | San Jose St. | 52 49 | | |
| | | | | | | | | | | | | 341 | H | Seattle U | 67 54 | | |
| LAST 12 Division I GAMES: | | | | | | | | | | | | | | | | | |
| | | | | 61 | A | Boise St. | 65 80 | 98 | N | Northern Ill. | 69 98 | | | | | | |
| | | | | 210 | H | UNLV | 70 62 | 327 | A | San Jose St. | 52 49 | | | | | | |
| | | | | 221 | A | Colorado St. | 62 38 | 39 | H | New Mexico | 64 66 | | | | | | |
| | | | | 252 | A | Air Force | 74 79 | 195 | A | Utah St. | 76 79 | | | | | | |
| | | | | 61 | H | Boise St. | 74 75 | 264 | H | Hawaii | 79 78 | | | | | | |
| | | | | 128 | H | Fresno St. | 63 79 | 341 | H | Seattle U | 67 54 | | | | | | |

Non-Div I Games: Stanislaus St. 75 52

Nevada

New Hampshire

Through Games Of Feb. 3, 2019

| | | | | | | | | | | |
|-------------------|----------|-----------|----------------|------------|-------------|---------------|------|------|-------|-----------|
| Average RPI Win: | 271 | WON-LOST | WINNING | LAST 10 | STRENGTH OF | OPP. STRENGTH | TEAM | ADJ. | CONF. | ADJ CONF. |
| Average RPI Loss: | 188 | RECORD | PCT. RANK | GAMES | SCHEDULE | OF SCHEDULE | RPI | RPI | RPI | RPI |
| DIV. I ONLY | 3- 18 | 327 | 0- 1 | 230 | 280 | 328 | 328 | 23 | 23 | |
| DIV. I NON-CONF. | 2- 10 | 311 | 0- 0 | 250 | 309 | 331 | 331 | 25 | 25 | |
| TOTALS | RPI 1-25 | RPI 26-50 | W-L RECORDS | RPI 51-100 | RPI 101-150 | RPI 150+ | | | | |
| 3- 18 | 0- 0 | 0- 0 | OVERALL | 0- 5 | 0- 1 | 3- 12 | | | | |
| 2- 7 | 0- 0 | 0- 0 | HOME | 0- 3 | 0- 0 | 2- 4 | | | | |
| 1- 11 | 0- 0 | 0- 0 | AWAY | 0- 2 | 0- 1 | 1- 8 | | | | |
| 0- 0 | 0- 0 | 0- 0 | NEUTRAL | 0- 0 | 0- 0 | 0- 0 | | | | |
| 2- 10 | 0- 0 | 0- 0 | NON-CONFERENCE | 0- 2 | 0- 1 | 2- 7 | | | | |
| 2- 3 | 0- 0 | 0- 0 | HOME | 0- 1 | 0- 0 | 2- 2 | | | | |
| 0- 7 | 0- 0 | 0- 0 | AWAY | 0- 1 | 0- 1 | 0- 5 | | | | |
| 0- 0 | 0- 0 | 0- 0 | NEUTRAL | 0- 0 | 0- 0 | 0- 0 | | | | |
| 1- 8 | 0- 0 | 0- 0 | CONFERENCE | 0- 3 | 0- 0 | 1- 5 | | | | |
| 0- 4 | 0- 0 | 0- 0 | HOME | 0- 2 | 0- 0 | 0- 2 | | | | |
| 1- 4 | 0- 0 | 0- 0 | AWAY | 0- 1 | 0- 0 | 1- 3 | | | | |
| 0- 0 | 0- 0 | 0- 0 | NEUTRAL | 0- 0 | 0- 0 | 0- 0 | | | | |

| RPI S | Opponent | Score | RPI S | Opponent | Score | RPI S | Opponent | Score | RPI S | Opponent | Score | Team's RPI: 328 |
|---------------------------|----------------|-------|-------|---------------------|-------|-------|----------------|-------|-------|---------------------|-------|-----------------|
| | | | | | | 76 | A Maine | 46 67 | 129 | A Minnesota | 47 70 | |
| | | | | | | 76 | H Maine | 45 69 | 151 | A South Fla. | 36 79 | |
| | | | | | | 77 | H Princeton | 42 90 | 165 | H Stony Brook | 63 82 | |
| | | | | | | 84 | A Northeastern | 54 69 | 167 | A Boston U. | 39 60 | |
| | | | | | | 97 | H Hartford | 48 66 | 209 | H Holy Cross | 74 62 | |
| | | | | | | | | | 226 | H Dartmouth | 42 62 | |
| | | | | | | | | | 236 | A Albany (NY) | 41 59 | |
| | | | | | | | | | 239 | A Brown | 70 76 | |
| | | | | | | | | | 242 | H Sacred Heart | 60 71 | |
| | | | | | | | | | 243 | H Binghamton | 62 71 | |
| | | | | | | | | | 273 | A Vermont | 60 69 | |
| | | | | | | | | | 298 | A Central Conn. St. | 47 56 | |
| | | | | | | | | | 299 | H Bryant | 79 74 | |
| | | | | | | | | | 301 | A UMBC | 62 64 | |
| | | | | | | | | | 306 | A UMass Lowell | 56 53 | |
| | | | | | | | | | 309 | A North Dakota St. | 51 56 | |
| LAST 12 Division I GAMES: | | | | | | | | | | | | |
| 236 | A Albany (NY) | 41 59 | 76 | H Maine | 45 69 | | | | | | | |
| 301 | A UMBC | 62 64 | 243 | H Binghamton | 62 71 | | | | | | | |
| 97 | H Hartford | 48 66 | 76 | A Maine | 46 67 | | | | | | | |
| 273 | A Vermont | 60 69 | 77 | H Princeton | 42 90 | | | | | | | |
| 165 | H Stony Brook | 63 82 | 226 | H Dartmouth | 42 62 | | | | | | | |
| 306 | A UMass Lowell | 56 53 | 298 | A Central Conn. St. | 47 56 | | | | | | | |

Non-Div I Games: U New England 68 44

New Hampshire

Loss, Non-Conf, S Site, H Home A Away N Neutral

| | | | | | | | | | | |
|-------------------|----------|-----------|----------------|------------|-------------|---------------|------|------|-------|-----------|
| Average RPI Win: | 179 | WON-LOST | WINNING | LAST 10 | STRENGTH OF | OPP. STRENGTH | TEAM | ADJ. | CONF. | ADJ CONF. |
| Average RPI Loss: | 130 | RECORD | PCT. RANK | GAMES | SCHEDULE | OF SCHEDULE | RPI | RPI | RPI | RPI |
| DIV. I ONLY | 18- 2 | 10 | 1- 0 | 167 | 120 | 39 | 39 | 15 | 15 | |
| DIV. I NON-CONF. | 10- 1 | 17 | 1- 0 | 104 | 136 | 27 | 27 | 13 | 13 | |
| TOTALS | RPI 1-25 | RPI 26-50 | W-L RECORDS | RPI 51-100 | RPI 101-150 | RPI 150+ | | | | |
| 18- 2 | 0- 0 | 1- 1 | OVERALL | 3- 0 | 2- 0 | 12- 1 | | | | |
| 12- 1 | 0- 0 | 0- 1 | HOME | 2- 0 | 2- 0 | 8- 0 | | | | |
| 6- 1 | 0- 0 | 1- 0 | AWAY | 1- 0 | 0- 0 | 4- 1 | | | | |
| 0- 0 | 0- 0 | 0- 0 | NEUTRAL | 0- 0 | 0- 0 | 0- 0 | | | | |
| 10- 1 | 0- 0 | 0- 1 | NON-CONFERENCE | 3- 0 | 1- 0 | 6- 0 | | | | |
| 7- 1 | 0- 0 | 0- 1 | HOME | 2- 0 | 1- 0 | 4- 0 | | | | |
| 3- 0 | 0- 0 | 0- 0 | AWAY | 1- 0 | 0- 0 | 2- 0 | | | | |
| 0- 0 | 0- 0 | 0- 0 | NEUTRAL | 0- 0 | 0- 0 | 0- 0 | | | | |
| 8- 1 | 0- 0 | 1- 0 | CONFERENCE | 0- 0 | 1- 0 | 6- 1 | | | | |
| 5- 0 | 0- 0 | 0- 0 | HOME | 0- 0 | 1- 0 | 4- 0 | | | | |
| 3- 1 | 0- 0 | 1- 0 | AWAY | 0- 0 | 0- 0 | 2- 1 | | | | |
| 0- 0 | 0- 0 | 0- 0 | NEUTRAL | 0- 0 | 0- 0 | 0- 0 | | | | |

| RPI S | Opponent | Score | RPI S | Opponent | Score | Team's RPI: 39 | RPI S | Opponent | Score | RPI S | Opponent | Score | RPI S | Opponent | Score |
|---------------------------|--------------|-------|-------|----------|-------|----------------|-------|-----------------|-------|-------|------------------|-------|-------|----------|-------|
| 46 | A Wyoming | 78 75 | 50 | H Auburn | 76 79 | | 65 | H SFA | 74 33 | 128 | H Fresno St. | 82 73 | | | |
| | | | | | | | 96 | A Houston | 89 84 | 145 | H Oklahoma | 84 80 | | | |
| | | | | | | | 97 | H Hartford | 72 65 | 159 | A New Mexico St. | 75 50 | | | |
| | | | | | | | | | | 159 | H New Mexico St. | 83 58 | | | |
| | | | | | | | | | | 175 | H Texas St. | 82 51 | | | |
| | | | | | | | | | | 195 | A Utah St. | 68 64 | | | |
| | | | | | | | | | | 210 | A UNLV | 57 66 | | | |
| | | | | | | | | | | 210 | H UNLV | 80 77 | | | |
| | | | | | | | | | | 221 | H Colorado St. | 70 58 | | | |
| | | | | | | | | | | 235 | H Sacramento St. | 85 53 | | | |
| | | | | | | | | | | 241 | A Nevada | 66 64 | | | |
| | | | | | | | | | | 251 | H San Diego St. | 70 62 | | | |
| | | | | | | | | | | 252 | H Air Force | 78 57 | | | |
| | | | | | | | | | | 266 | A Northern Ariz. | 84 55 | | | |
| | | | | | | | | | | 279 | H UTEP | 69 51 | | | |
| LAST 12 Division I GAMES: | | | | | | | | | | | | | | | |
| 97 | H Hartford | 72 65 | 65 | H SFA | 74 33 | | 251 | H San Diego St. | 70 62 | | | | | | |
| 50 | H Auburn | 76 79 | | | | | 221 | H Colorado St. | 70 58 | | | | | | |
| 128 | H Fresno St. | 82 73 | | | | | 210 | A UNLV | 57 66 | | | | | | |
| 195 | A Utah St. | 68 64 | | | | | 241 | A Nevada | 66 64 | | | | | | |
| 210 | H UNLV | 80 77 | | | | | 252 | H Air Force | 78 57 | | | | | | |
| 46 | A Wyoming | 78 75 | | | | | | | | | | | | | |

Non-Div I Games:

New Mexico

■ Loss,
■ Non-Conf, S Site,
■ Home
■ Away
N Neutral

| | | | | | | | | | | |
|-------------------|----------|-----------|----------------|------------|-------------|---------------|------|------|-------|-----------|
| Average RPI Win: | 277 | WON-LOST | WINNING | LAST 10 | STRENGTH OF | OPP. STRENGTH | TEAM | ADJ. | CONF. | ADJ CONF. |
| Average RPI Loss: | 143 | RECORD | PCT. RANK | GAMES | SCHEDULE | OF SCHEDULE | RPI | RPI | RPI | RPI |
| DIV. I ONLY | 13- 6 | 74 | 1- 0 | 281 | 342 | 159 | 159 | 30 | 30 | |
| DIV. I NON-CONF. | 6- 5 | 143 | 1- 0 | 141 | 330 | 144 | 144 | 30 | 30 | |
| TOTALS | RPI 1-25 | RPI 26-50 | W-L RECORDS | RPI 51-100 | RPI 101-150 | RPI 150+ | | | | |
| 13- 6 | 0- 0 | 0- 2 | OVERALL | 0- 0 | 0- 1 | 13- 3 | | | | |
| 5- 2 | 0- 0 | 0- 1 | HOME | 0- 0 | 0- 0 | 5- 1 | | | | |
| 7- 3 | 0- 0 | 0- 1 | AWAY | 0- 0 | 0- 0 | 7- 2 | | | | |
| 1- 1 | 0- 0 | 0- 0 | NEUTRAL | 0- 0 | 0- 1 | 1- 0 | | | | |
| 6- 5 | 0- 0 | 0- 2 | NON-CONFERENCE | 0- 0 | 0- 1 | 6- 2 | | | | |
| 1- 2 | 0- 0 | 0- 1 | HOME | 0- 0 | 0- 0 | 1- 1 | | | | |
| 4- 2 | 0- 0 | 0- 1 | AWAY | 0- 0 | 0- 0 | 4- 1 | | | | |
| 1- 1 | 0- 0 | 0- 0 | NEUTRAL | 0- 0 | 0- 1 | 1- 0 | | | | |
| 7- 1 | 0- 0 | 0- 0 | CONFERENCE | 0- 0 | 0- 0 | 7- 1 | | | | |
| 4- 0 | 0- 0 | 0- 0 | HOME | 0- 0 | 0- 0 | 4- 0 | | | | |
| 3- 1 | 0- 0 | 0- 0 | AWAY | 0- 0 | 0- 0 | 3- 1 | | | | |
| 0- 0 | 0- 0 | 0- 0 | NEUTRAL | 0- 0 | 0- 0 | 0- 0 | | | | |

| RPI 1-25 | | | | RPI 26-50 | | | | RPI 51-100 | | | | RPI 101+ Team's RPI: 159 | | | |
|---------------------------|---|----------|-------|-----------|---|-----------------|-------|------------|---|----------|-------|--------------------------|---|--------------------|-------|
| RPI | S | Opponent | Score | RPI | S | Opponent | Score | RPI | S | Opponent | Score | RPI | S | Opponent | Score |
| | | | | 39 | A | New Mexico | 58 83 | | | | | 107 | N | South Alabama | 67 68 |
| | | | | 39 | H | New Mexico | 50 75 | | | | | 163 | H | Abilene Christian | 46 58 |
| | | | | | | | | | | | | 168 | H | Denver | 66 64 |
| | | | | | | | | | | | | 170 | A | UC Riverside | 64 65 |
| | | | | | | | | | | | | 211 | H | UTRGV | 71 63 |
| | | | | | | | | | | | | 219 | A | UMKC | 90 86 |
| | | | | | | | | | | | | 260 | A | A&M-Corpus Christi | 67 65 |
| | | | | | | | | | | | | 269 | H | Utah Valley | 58 52 |
| | | | | | | | | | | | | 277 | A | CSU Bakersfield | 61 59 |
| | | | | | | | | | | | | 279 | A | UTEP | 69 65 |
| | | | | | | | | | | | | 283 | A | Western Mich. | 66 54 |
| | | | | | | | | | | | | 287 | H | California Baptist | 76 69 |
| | | | | | | | | | | | | 305 | A | UC Santa Barbara | 81 73 |
| | | | | | | | | | | | | 340 | A | Grand Canyon | 51 54 |
| | | | | | | | | | | | | 341 | H | Seattle U | 75 55 |
| | | | | | | | | | | | | 346 | A | Chicago St. | 87 66 |
| | | | | | | | | | | | | 350 | N | Alcorn | 82 64 |
| LAST 12 Division I GAMES: | | | | | | | | | | | | | | | |
| | | | | 346 | A | Chicago St. | 87 66 | | | | | 350 | N | Alcorn | 82 64 |
| | | | | 219 | A | UMKC | 90 86 | | | | | 340 | A | Grand Canyon | 51 54 |
| | | | | 211 | H | UTRGV | 71 63 | | | | | 287 | H | California Baptist | 76 69 |
| | | | | 269 | H | Utah Valley | 58 52 | | | | | 305 | A | UC Santa Barbara | 81 73 |
| | | | | 341 | H | Seattle U | 75 55 | | | | | 170 | A | UC Riverside | 64 65 |
| | | | | 277 | A | CSU Bakersfield | 61 59 | | | | | 107 | N | South Alabama | 67 68 |

Non-Div I Games: Tex. Permian Basin 70 38 Northern N.M. 101 51

New Mexico St.

■ Loss,
 ■ Non-Conf,
 ■ S Site,
 ■ Home
 ■ A Away
 N Neutral

| | | | | | | | | | | |
|-------------------|----------|-----------|----------------|------------|-------------|---------------|------|------|-------|-----------|
| Average RPI Win: | 297 | WON-LOST | WINNING | LAST 10 | STRENGTH OF | OPP. STRENGTH | TEAM | ADJ. | CONF. | ADJ CONF. |
| Average RPI Loss: | 182 | RECORD | PCT. RANK | GAMES | SCHEDULE | OF SCHEDULE | RPI | RPI | RPI | RPI |
| DIV. I ONLY | 4- 12 | 298 | 0- 0 | 314 | 251 | 311 | 311 | 27 | 27 | |
| DIV. I NON-CONF. | 1- 5 | 311 | 0- 0 | 124 | 104 | 227 | 227 | 23 | 23 | |
| TOTALS | RPI 1-25 | RPI 26-50 | W-L RECORDS | RPI 51-100 | RPI 101-150 | RPI 150+ | | | | |
| 4- 12 | 0- 0 | 0- 2 | OVERALL | 0- 2 | 0- 1 | 4- 7 | | | | |
| 2- 4 | 0- 0 | 0- 0 | HOME | 0- 1 | 0- 0 | 2- 3 | | | | |
| 2- 8 | 0- 0 | 0- 2 | AWAY | 0- 1 | 0- 1 | 2- 4 | | | | |
| 0- 0 | 0- 0 | 0- 0 | NEUTRAL | 0- 0 | 0- 0 | 0- 0 | | | | |
| 1- 5 | 0- 0 | 0- 2 | NON-CONFERENCE | 0- 0 | 0- 1 | 1- 2 | | | | |
| 0- 1 | 0- 0 | 0- 0 | HOME | 0- 0 | 0- 0 | 0- 1 | | | | |
| 1- 4 | 0- 0 | 0- 2 | AWAY | 0- 0 | 0- 1 | 1- 1 | | | | |
| 0- 0 | 0- 0 | 0- 0 | NEUTRAL | 0- 0 | 0- 0 | 0- 0 | | | | |
| 3- 7 | 0- 0 | 0- 0 | CONFERENCE | 0- 2 | 0- 0 | 3- 5 | | | | |
| 2- 3 | 0- 0 | 0- 0 | HOME | 0- 1 | 0- 0 | 2- 2 | | | | |
| 1- 4 | 0- 0 | 0- 0 | AWAY | 0- 1 | 0- 0 | 1- 3 | | | | |
| 0- 0 | 0- 0 | 0- 0 | NEUTRAL | 0- 0 | 0- 0 | 0- 0 | | | | |

| RPI S | Opponent | Score | RPI S | Opponent | Score | RPI S | Opponent | Score | RPI S | Opponent | Score | Team's RPI: 311 |
|---------------------------|----------------------|-------|-------|---------------------|-------|-------|----------------------|-------|-------|----------|-------|-----------------|
| 27 | A Miami (FL) | 38 78 | 65 | A SFA | 38 97 | 122 | A Pittsburgh | 38 90 | | | | |
| 38 | A Rice | 56 67 | 71 | H Lamar University | 57 79 | 163 | H Abilene Christian | 52 59 | | | | |
| | | | | | | 169 | A Xavier | 45 61 | | | | |
| | | | | | | 214 | A Memphis | 66 59 | | | | |
| | | | | | | 260 | A A&M-Corpus Christi | 51 57 | | | | |
| | | | | | | 293 | H Central Ark. | 60 62 | | | | |
| | | | | | | 310 | H La.-Monroe | 44 57 | | | | |
| | | | | | | 312 | H McNeese | 88 76 | | | | |
| | | | | | | 324 | A Incarnate Word | 69 81 | | | | |
| | | | | | | 324 | H Incarnate Word | 58 55 | | | | |
| | | | | | | 336 | A Northwestern St. | 67 62 | | | | |
| | | | | | | 339 | A Houston Baptist | 74 83 | | | | |
| LAST 12 Division I GAMES: | | | | | | | | | | | | |
| 336 | A Northwestern St. | 67 62 | 324 | H Incarnate Word | 58 55 | | | | | | | |
| 324 | A Incarnate Word | 69 81 | 71 | H Lamar University | 57 79 | | | | | | | |
| 293 | H Central Ark. | 60 62 | 339 | A Houston Baptist | 74 83 | | | | | | | |
| 260 | A A&M-Corpus Christi | 51 57 | 163 | H Abilene Christian | 52 59 | | | | | | | |
| 65 | A SFA | 38 97 | 169 | A Xavier | 45 61 | | | | | | | |
| 312 | H McNeese | 88 76 | 27 | A Miami (FL) | 38 78 | | | | | | | |

Non-Div I Games: Dillard 68 59 Centenary (LA) 104 42 Trinity Baptist 93 38

New Orleans

Loss, Non-Conf, S Site, H Home A Away N Neutral

Niagara

Through Games Of Feb. 3, 2019

| | | | | | | | | | | |
|-------------------|----------|-----------|----------------|------------|-------------|---------------|------|------|-------|-----------|
| Average RPI Win: | 302 | WON-LOST | WINNING | LAST 10 | STRENGTH OF | OPP. STRENGTH | TEAM | ADJ. | CONF. | ADJ CONF. |
| Average RPI Loss: | 122 | RECORD | PCT. RANK | GAMES | SCHEDULE | OF SCHEDULE | RPI | RPI | RPI | RPI |
| DIV. I ONLY | 10- 11 | 177 | 1- 0 | 282 | 171 | 231 | 231 | 26 | 26 | |
| DIV. I NON-CONF. | 4- 8 | 241 | 1- 0 | 158 | 100 | 240 | 240 | 28 | 28 | |
| TOTALS | RPI 1-25 | RPI 26-50 | W-L RECORDS | RPI 51-100 | RPI 101-150 | RPI 150+ | | | | |
| 10- 11 | 0- 3 | 0- 0 | OVERALL | 0- 3 | 0- 1 | 10- 4 | | | | |
| 6- 4 | 0- 0 | 0- 0 | HOME | 0- 1 | 0- 1 | 6- 2 | | | | |
| 3- 6 | 0- 3 | 0- 0 | AWAY | 0- 1 | 0- 0 | 3- 2 | | | | |
| 1- 1 | 0- 0 | 0- 0 | NEUTRAL | 0- 1 | 0- 0 | 1- 0 | | | | |
| 4- 8 | 0- 3 | 0- 0 | NON-CONFERENCE | 0- 2 | 0- 0 | 4- 3 | | | | |
| 3- 2 | 0- 0 | 0- 0 | HOME | 0- 0 | 0- 0 | 3- 2 | | | | |
| 0- 5 | 0- 3 | 0- 0 | AWAY | 0- 1 | 0- 0 | 0- 1 | | | | |
| 1- 1 | 0- 0 | 0- 0 | NEUTRAL | 0- 1 | 0- 0 | 1- 0 | | | | |
| 6- 3 | 0- 0 | 0- 0 | CONFERENCE | 0- 1 | 0- 1 | 6- 1 | | | | |
| 3- 2 | 0- 0 | 0- 0 | HOME | 0- 1 | 0- 1 | 3- 0 | | | | |
| 3- 1 | 0- 0 | 0- 0 | AWAY | 0- 0 | 0- 0 | 3- 1 | | | | |
| 0- 0 | 0- 0 | 0- 0 | NEUTRAL | 0- 0 | 0- 0 | 0- 0 | | | | |

| RPI 1-25 | | | | RPI 26-50 | | | | RPI 51-100 | | | | RPI 101+ Team's RPI: 231 | | | |
|---------------------------|---|----------|-------|-----------|---|------------|-------|------------|---|---------------|-------|--------------------------|---|-----------------|-------|
| RPI | S | Opponent | Score | RPI | S | Opponent | Score | RPI | S | Opponent | Score | RPI | S | Opponent | Score |
| 10 | A | Syracuse | 45 94 | | | | | 60 | H | Quinnipiac | 55 96 | 150 | H | Marist | 58 87 |
| 11 | A | Iowa St. | 35 95 | | | | | 62 | A | West Virginia | 32 84 | 203 | H | St. Bonaventure | 48 76 |
| 25 | A | Buffalo | 61 88 | | | | | 90 | N | Yale | 64 67 | 224 | H | Howard | 61 68 |
| | | | | | | | | | | | | 230 | A | Monmouth | 54 76 |
| | | | | | | | | | | | | 232 | H | Colgate | 74 69 |
| | | | | | | | | | | | | 243 | H | Binghamton | 79 72 |
| | | | | | | | | | | | | 281 | A | Saint Joseph's | 54 68 |
| | | | | | | | | | | | | 302 | N | Morgan St. | 67 57 |
| | | | | | | | | | | | | 315 | A | Saint Peter's | 75 66 |
| | | | | | | | | | | | | 316 | H | Fairfield | 71 68 |
| | | | | | | | | | | | | 317 | H | Coppin St. | 71 69 |
| | | | | | | | | | | | | 319 | A | Manhattan | 58 54 |
| | | | | | | | | | | | | 319 | H | Manhattan | 61 51 |
| | | | | | | | | | | | | 329 | A | Iona | 58 46 |
| | | | | | | | | | | | | 329 | H | Iona | 72 53 |
| LAST 12 Division I GAMES: | | | | | | | | | | | | | | | |
| | | | | 90 | N | Yale | 64 67 | 302 | N | Morgan St. | 67 57 | | | | |
| | | | | 329 | H | Iona | 72 53 | 329 | A | Iona | 58 46 | | | | |
| | | | | 230 | A | Monmouth | 54 76 | 315 | A | Saint Peter's | 75 66 | | | | |
| | | | | 319 | A | Manhattan | 58 54 | 319 | H | Manhattan | 61 51 | | | | |
| | | | | 316 | H | Fairfield | 71 68 | 150 | H | Marist | 58 87 | | | | |
| | | | | 60 | H | Quinnipiac | 55 96 | 232 | H | Colgate | 74 69 | | | | |

Non-Div I Games:

Niagara

■ Loss,
 ■ Non-Conf,
 S Site,
 ■ Home
 ■ Away
 N Neutral

| | | | | | | | | | | |
|-------------------|----------|-----------|----------------|------------|-------------|---------------|------|------|-------|-----------|
| Average RPI Win: | 298 | WON-LOST | WINNING | LAST 10 | STRENGTH OF | OPP. STRENGTH | TEAM | ADJ. | CONF. | ADJ CONF. |
| Average RPI Loss: | 114 | RECORD | PCT. RANK | GAMES | SCHEDULE | OF SCHEDULE | RPI | RPI | RPI | RPI |
| DIV. I ONLY | 10- 9 | 149 | 0- 1 | 290 | 221 | 192 | 192 | 27 | 27 | |
| DIV. I NON-CONF. | 4- 6 | 212 | 0- 1 | 219 | 109 | 179 | 179 | 23 | 23 | |
| TOTALS | RPI 1-25 | RPI 26-50 | W-L RECORDS | RPI 51-100 | RPI 101-150 | RPI 150+ | | | | |
| 10- 9 | 0- 1 | 0- 1 | OVERALL | 0- 3 | 0- 1 | 10- 3 | | | | |
| 5- 1 | 0- 0 | 0- 0 | HOME | 0- 0 | 0- 0 | 5- 1 | | | | |
| 4- 7 | 0- 1 | 0- 1 | AWAY | 0- 3 | 0- 1 | 4- 1 | | | | |
| 1- 1 | 0- 0 | 0- 0 | NEUTRAL | 0- 0 | 0- 0 | 1- 1 | | | | |
| 4- 6 | 0- 1 | 0- 1 | NON-CONFERENCE | 0- 1 | 0- 1 | 4- 2 | | | | |
| 1- 0 | 0- 0 | 0- 0 | HOME | 0- 0 | 0- 0 | 1- 0 | | | | |
| 2- 5 | 0- 1 | 0- 1 | AWAY | 0- 1 | 0- 1 | 2- 1 | | | | |
| 1- 1 | 0- 0 | 0- 0 | NEUTRAL | 0- 0 | 0- 0 | 1- 1 | | | | |
| 6- 3 | 0- 0 | 0- 0 | CONFERENCE | 0- 2 | 0- 0 | 6- 1 | | | | |
| 4- 1 | 0- 0 | 0- 0 | HOME | 0- 0 | 0- 0 | 4- 1 | | | | |
| 2- 2 | 0- 0 | 0- 0 | AWAY | 0- 2 | 0- 0 | 2- 0 | | | | |
| 0- 0 | 0- 0 | 0- 0 | NEUTRAL | 0- 0 | 0- 0 | 0- 0 | | | | |

| RPI 1-25 | | | | RPI 26-50 | | | | RPI 51-100 | | | | RPI 101+ Team's RPI: 192 | | | |
|---------------------------|---|--------------------|--------|-----------|---|------------------|-------|------------|---|------------------|-------|--------------------------|---|--------------------|-------|
| RPI | S | Opponent | Score | RPI | S | Opponent | Score | RPI | S | Opponent | Score | RPI | S | Opponent | Score |
| 2 | A | Baylor | 39 100 | 50 | A | Auburn | 59 80 | 64 | A | LSU | 44 76 | 124 | A | Tulane | 46 71 |
| | | | | | | | | 65 | A | SFA | 62 70 | 161 | N | Delaware | 56 71 |
| | | | | | | | | 71 | A | Lamar University | 65 78 | 175 | A | Texas St. | 67 72 |
| | | | | | | | | | | | | 244 | N | Texas Southern | 58 57 |
| | | | | | | | | | | | | 260 | H | A&M-Corpus Christi | 85 55 |
| | | | | | | | | | | | | 276 | A | Southeastern La. | 73 66 |
| | | | | | | | | | | | | 279 | A | UTEP | 58 56 |
| | | | | | | | | | | | | 293 | A | Central Ark. | 64 60 |
| | | | | | | | | | | | | 310 | A | La.-Monroe | 55 54 |
| | | | | | | | | | | | | 312 | H | McNeese | 68 69 |
| | | | | | | | | | | | | 321 | H | Mississippi Val. | 72 47 |
| | | | | | | | | | | | | 324 | H | Incarinate Word | 86 62 |
| | | | | | | | | | | | | 336 | H | Northwestern St. | 97 86 |
| | | | | | | | | | | | | 339 | H | Houston Baptist | 77 54 |
| LAST 12 Division I GAMES: | | | | | | | | | | | | | | | |
| 175 | A | Texas St. | 67 72 | 161 | N | Delaware | 56 71 | | | | | | | | |
| 276 | A | Southeastern La. | 73 66 | 339 | H | Houston Baptist | 77 54 | | | | | | | | |
| 71 | A | Lamar University | 65 78 | 65 | A | SFA | 62 70 | | | | | | | | |
| 260 | H | A&M-Corpus Christi | 85 55 | 324 | H | Incarinate Word | 86 62 | | | | | | | | |
| 293 | A | Central Ark. | 64 60 | 336 | H | Northwestern St. | 97 86 | | | | | | | | |
| 312 | H | McNeese | 68 69 | 64 | A | LSU | 44 76 | | | | | | | | |

Non-Div I Games: Southern-N.O. 86 49 William Carey 86 45

Nicholls St.

Loss, Non-Conf, S Site, H Home A Away N Neutral

| | | | | | | | | | | |
|-------------------|----------|-----------|----------------|------------|-------------|---------------|------|------|-------|-----------|
| Average RPI Win: | 300 | WON-LOST | WINNING | LAST 10 | STRENGTH OF | OPP. STRENGTH | TEAM | ADJ. | CONF. | ADJ CONF. |
| Average RPI Loss: | 171 | RECORD | PCT. RANK | GAMES | SCHEDULE | OF SCHEDULE | RPI | RPI | RPI | RPI |
| DIV. I ONLY | 9- 10 | 187 | 1- 0 | 333 | 313 | 268 | 268 | 32 | 32 | |
| DIV. I NON-CONF. | 3- 8 | 267 | 1- 0 | 270 | 181 | 298 | 298 | 32 | 32 | |
| TOTALS | RPI 1-25 | RPI 26-50 | W-L RECORDS | RPI 51-100 | RPI 101-150 | RPI 150+ | | | | |
| 9- 10 | 0- 0 | 0- 0 | OVERALL | 0- 2 | 0- 3 | 9- 5 | | | | |
| 5- 3 | 0- 0 | 0- 0 | HOME | 0- 0 | 0- 1 | 5- 2 | | | | |
| 3- 7 | 0- 0 | 0- 0 | AWAY | 0- 2 | 0- 2 | 3- 3 | | | | |
| 1- 0 | 0- 0 | 0- 0 | NEUTRAL | 0- 0 | 0- 0 | 1- 0 | | | | |
| 3- 8 | 0- 0 | 0- 0 | NON-CONFERENCE | 0- 2 | 0- 3 | 3- 3 | | | | |
| 2- 2 | 0- 0 | 0- 0 | HOME | 0- 0 | 0- 1 | 2- 1 | | | | |
| 0- 6 | 0- 0 | 0- 0 | AWAY | 0- 2 | 0- 2 | 0- 2 | | | | |
| 1- 0 | 0- 0 | 0- 0 | NEUTRAL | 0- 0 | 0- 0 | 1- 0 | | | | |
| 6- 2 | 0- 0 | 0- 0 | CONFERENCE | 0- 0 | 0- 0 | 6- 2 | | | | |
| 3- 1 | 0- 0 | 0- 0 | HOME | 0- 0 | 0- 0 | 3- 1 | | | | |
| 3- 1 | 0- 0 | 0- 0 | AWAY | 0- 0 | 0- 0 | 3- 1 | | | | |
| 0- 0 | 0- 0 | 0- 0 | NEUTRAL | 0- 0 | 0- 0 | 0- 0 | | | | |

| RPI 1-25 | | | | RPI 26-50 | | | | RPI 51-100 | | | | RPI 101+ Team's RPI: 268 | | | | | |
|---------------------------|---|----------|-------|-----------|---|--------------------|-------|------------|---|--------------|-------|--------------------------|-----|----------|--------------------|----|----|
| RPI | S | Opponent | Score | RPI | S | Opponent | Score | RPI | S | Opponent | Score | RPI | S | Opponent | Score | | |
| | | | | | | | | 67 | A | Old Dominion | 53 | 69 | 127 | A | High Point | 51 | 83 |
| | | | | | | | | 99 | A | Wake Forest | 61 | 63 | 137 | A | Lehigh | 41 | 62 |
| | | | | | | | | | | | | | 147 | H | William & Mary | 44 | 55 |
| | | | | | | | | | | | | | 174 | H | UMES | 43 | 59 |
| | | | | | | | | | | | | | 201 | A | Ole Miss | 42 | 60 |
| | | | | | | | | | | | | | 216 | H | Navy | 65 | 58 |
| | | | | | | | | | | | | | 224 | A | Howard | 70 | 74 |
| | | | | | | | | | | | | | 225 | N | Liberty | 66 | 53 |
| | | | | | | | | | | | | | 249 | H | Campbell | 49 | 57 |
| | | | | | | | | | | | | | 258 | H | Bethune-Cookman | 57 | 50 |
| | | | | | | | | | | | | | 286 | A | La Salle | 52 | 62 |
| | | | | | | | | | | | | | 295 | A | South Carolina St. | 57 | 50 |
| | | | | | | | | | | | | | 317 | A | Coppin St. | 68 | 63 |
| | | | | | | | | | | | | | 342 | H | Longwood | 74 | 42 |
| | | | | | | | | | | | | | 347 | H | Delaware St. | 63 | 50 |
| | | | | | | | | | | | | | 348 | H | Florida A&M | 60 | 58 |
| | | | | | | | | | | | | | 349 | A | Savannah St. | 78 | 42 |
| LAST 12 Division I GAMES: | | | | | | | | | | | | | | | | | |
| | | | | 224 | A | Howard | 70 | 74 | | 225 | N | Liberty | 66 | 53 | | | |
| | | | | 174 | H | UMES | 43 | 59 | | 348 | H | Florida A&M | 60 | 58 | | | |
| | | | | 295 | A | South Carolina St. | 57 | 50 | | 347 | H | Delaware St. | 63 | 50 | | | |
| | | | | 349 | A | Savannah St. | 78 | 42 | | 99 | A | Wake Forest | 61 | 63 | | | |
| | | | | 258 | H | Bethune-Cookman | 57 | 50 | | 147 | H | William & Mary | 44 | 55 | | | |
| | | | | 317 | A | Coppin St. | 68 | 63 | | 127 | A | High Point | 51 | 83 | | | |

Non-Div I Games: Cheyney 93 40 Saint Augustine's 71 38

Norfolk St.

| | | | | | | | | | | |
|-------------------|----------|-----------|----------------|------------|-------------|---------------|------|------|-------|-----------|
| Average RPI Win: | 269 | WON-LOST | WINNING | LAST 10 | STRENGTH OF | OPP. STRENGTH | TEAM | ADJ. | CONF. | ADJ CONF. |
| Average RPI Loss: | 128 | RECORD | PCT. RANK | GAMES | SCHEDULE | OF SCHEDULE | RPI | RPI | RPI | RPI |
| DIV. I ONLY | 12- 2 | 16 | 0- 0 | 349 | 222 | 160 | 160 | 24 | 24 | |
| DIV. I NON-CONF. | 5- 1 | 37 | 0- 0 | 348 | 161 | 164 | 164 | 26 | 26 | |
| TOTALS | RPI 1-25 | RPI 26-50 | W-L RECORDS | RPI 51-100 | RPI 101-150 | RPI 150+ | | | | |
| 12- 2 | 0- 0 | 0- 0 | OVERALL | 0- 1 | 0- 0 | 12- 1 | | | | |
| 4- 1 | 0- 0 | 0- 0 | HOME | 0- 1 | 0- 0 | 4- 0 | | | | |
| 6- 1 | 0- 0 | 0- 0 | AWAY | 0- 0 | 0- 0 | 6- 1 | | | | |
| 2- 0 | 0- 0 | 0- 0 | NEUTRAL | 0- 0 | 0- 0 | 2- 0 | | | | |
| 5- 1 | 0- 0 | 0- 0 | NON-CONFERENCE | 0- 0 | 0- 0 | 5- 1 | | | | |
| 1- 0 | 0- 0 | 0- 0 | HOME | 0- 0 | 0- 0 | 1- 0 | | | | |
| 2- 1 | 0- 0 | 0- 0 | AWAY | 0- 0 | 0- 0 | 2- 1 | | | | |
| 2- 0 | 0- 0 | 0- 0 | NEUTRAL | 0- 0 | 0- 0 | 2- 0 | | | | |
| 7- 1 | 0- 0 | 0- 0 | CONFERENCE | 0- 1 | 0- 0 | 7- 0 | | | | |
| 3- 1 | 0- 0 | 0- 0 | HOME | 0- 1 | 0- 0 | 3- 0 | | | | |
| 4- 0 | 0- 0 | 0- 0 | AWAY | 0- 0 | 0- 0 | 4- 0 | | | | |
| 0- 0 | 0- 0 | 0- 0 | NEUTRAL | 0- 0 | 0- 0 | 0- 0 | | | | |

| RPI 1-25 | | | RPI 26-50 | | | RPI 51-100 | | | RPI 101+ | | | Team's RPI: 160 |
|---------------------------|---|----------|-----------|-------------------------|---|------------|-------|-------------------------|----------|----------|-------|-----------------|
| RPI | S | Opponent | Score | RPI | S | Opponent | Score | RPI | S | Opponent | Score | |
| | | | | | | 87 H FGCU | 52 68 | 169 A Xavier | | | 81 94 | |
| | | | | | | | | 171 A Vanderbilt | | | 74 71 | |
| | | | | | | | | 213 N Southeast Mo. St. | | | 80 67 | |
| | | | | | | | | 215 A Jacksonville | | | 62 59 | |
| | | | | | | | | 218 H Alabama St. | | | 68 42 | |
| | | | | | | | | 233 H Stetson | | | 71 55 | |
| | | | | | | | | 282 A North Florida | | | 70 64 | |
| | | | | | | | | 294 H Kennesaw St. | | | 80 55 | |
| | | | | | | | | 308 A NJIT | | | 77 54 | |
| | | | | | | | | 308 H NJIT | | | 72 60 | |
| | | | | | | | | 321 A Mississippi Val. | | | 86 72 | |
| | | | | | | | | 324 A Lipscomb | | | 81 60 | |
| | | | | | | | | 335 N Western Caro. | | | 89 66 | |
| LAST 12 Division I GAMES: | | | | | | | | | | | | |
| 308 A NJIT | | | 77 54 | 324 A Lipscomb | | | 81 60 | | | | | |
| 294 H Kennesaw St. | | | 80 55 | 282 A North Florida | | | 70 64 | | | | | |
| 233 H Stetson | | | 71 55 | 321 A Mississippi Val. | | | 86 72 | | | | | |
| 215 A Jacksonville | | | 62 59 | 169 A Xavier | | | 81 94 | | | | | |
| 308 H NJIT | | | 72 60 | 335 N Western Caro. | | | 89 66 | | | | | |
| 87 H FGCU | | | 52 68 | 213 N Southeast Mo. St. | | | 80 67 | | | | | |

Non-Div I Games: Stillman 99 43 Martin Methodist 79 48 Lane 98 57 Blue Mountain (MS) 70 42
North Ala.

North Carolina

Through Games Of Feb. 3, 2019

| Average RPI Win: | 107 | WON-LOST | WINNING | LAST 10 | STRENGTH OF | OPP. STRENGTH | TEAM | ADJ. | CONF. | ADJ CONF. |
|-------------------|----------|-----------|----------------|------------|-------------|---------------|------|------|-------|-----------|
| Average RPI Loss: | 51 | RECORD | PCT. RANK | GAMES | SCHEDULE | OF SCHEDULE | RPI | RPI | RPI | RPI |
| DIV. I ONLY | 14- 9 | 112 | 1- 0 | 2 | 22 | 22 | 22 | 1 | 1 | |
| DIV. I NON-CONF. | 9- 5 | 105 | 0- 0 | 40 | 77 | 57 | 57 | 1 | 1 | |
| TOTALS | RPI 1-25 | RPI 26-50 | W-L RECORDS | RPI 51-100 | RPI 101-150 | RPI 150+ | | | | |
| 14- 9 | 2- 3 | 3- 3 | OVERALL | 3- 1 | 2- 2 | 4- 0 | | | | |
| 8- 2 | 1- 1 | 1- 0 | HOME | 2- 1 | 2- 0 | 2- 0 | | | | |
| 3- 5 | 1- 2 | 0- 1 | AWAY | 1- 0 | 0- 2 | 1- 0 | | | | |
| 3- 2 | 0- 0 | 2- 2 | NEUTRAL | 0- 0 | 0- 0 | 1- 0 | | | | |
| 9- 5 | 0- 0 | 2- 2 | NON-CONFERENCE | 1- 1 | 2- 2 | 4- 0 | | | | |
| 5- 1 | 0- 0 | 0- 0 | HOME | 1- 1 | 2- 0 | 2- 0 | | | | |
| 1- 2 | 0- 0 | 0- 0 | AWAY | 0- 0 | 0- 2 | 1- 0 | | | | |
| 3- 2 | 0- 0 | 2- 2 | NEUTRAL | 0- 0 | 0- 0 | 1- 0 | | | | |
| 5- 4 | 2- 3 | 1- 1 | CONFERENCE | 2- 0 | 0- 0 | 0- 0 | | | | |
| 3- 1 | 1- 1 | 1- 0 | HOME | 1- 0 | 0- 0 | 0- 0 | | | | |
| 2- 3 | 1- 2 | 0- 1 | AWAY | 1- 0 | 0- 0 | 0- 0 | | | | |
| 0- 0 | 0- 0 | 0- 0 | NEUTRAL | 0- 0 | 0- 0 | 0- 0 | | | | |

| RPI S | Opponent | Score | RPI S | Opponent | Score | RPI S | Opponent | Score | RPI S | Opponent | Score |
|---------------------------|-----------------|-------|-------|----------------|-------|-------|-----------------|-------|-------|------------------|--------|
| 1 | H Notre Dame | 78 73 | 27 | A Miami (FL) | 68 76 | 56 | A Virginia Tech | 81 69 | 109 | A Ohio St. | 69 76 |
| 3 | A Louisville | 66 73 | 33 | N Kentucky | 75 85 | 75 | H Kent St. | 73 60 | 118 | H UNCW | 82 55 |
| 9 | A NC State | 64 51 | 38 | N Rice | 71 50 | 76 | H Maine | 73 85 | 120 | H VCU | 59 47 |
| 10 | A Syracuse | 77 90 | 40 | H Georgia Tech | 91 90 | 99 | H Wake Forest | 84 61 | 131 | A Colorado | 74 86 |
| 23 | H Florida St. | 63 64 | 49 | N UCLA | 83 49 | | | | 151 | N South Fla. | 71 69 |
| | | | 50 | N Auburn | 81 86 | | | | 200 | A Elon | 100 69 |
| | | | | | | | | | 224 | H Howard | 85 63 |
| | | | | | | | | | 313 | H UNC Greensboro | 83 62 |
| LAST 12 Division I GAMES: | | | | | | | | | | | |
| 40 | H Georgia Tech | 91 90 | 9 | A NC State | 64 51 | | | | | | |
| 1 | H Notre Dame | 78 73 | 23 | H Florida St. | 63 64 | | | | | | |
| 56 | A Virginia Tech | 81 69 | 3 | A Louisville | 66 73 | | | | | | |
| 27 | A Miami (FL) | 68 76 | 224 | H Howard | 85 63 | | | | | | |
| 99 | H Wake Forest | 84 61 | 50 | N Auburn | 81 86 | | | | | | |
| 10 | A Syracuse | 77 90 | 38 | N Rice | 71 50 | | | | | | |

Non-Div I Games:

North Carolina

■ Loss,
 ■ Non-Conf, S Site,
 ■ Home
 ■ Away
 N Neutral

North Dakota

Through Games Of Feb. 3, 2019

| | | | | | | | | | |
|------------------------------|----------|-----------|----------------|-------------|---------------|----------|------|-------|-----------|
| Average RPI Win: 271 | WON-LOST | WINNING | LAST 10 | STRENGTH OF | OPP. STRENGTH | TEAM | ADJ. | CONF. | ADJ CONF. |
| Average RPI Loss: 147 | RECORD | PCT. RANK | GAMES | SCHEDULE | OF SCHEDULE | RPI | RPI | RPI | RPI |
| DIV. I ONLY | 8- 14 | 247 | 1- 0 | 247 | 157 | 222 | 222 | 18 | 18 |
| DIV. I NON-CONF. | 4- 8 | 241 | 0- 0 | 192 | 97 | 191 | 191 | 19 | 19 |
| TOTALS | RPI 1-25 | RPI 26-50 | W-L RECORDS | RPI 51-100 | RPI 101-150 | RPI 150+ | | | |
| 8- 14 | 0- 2 | 0- 2 | OVERALL | 0- 1 | 0- 1 | 8- 8 | | | |
| 2- 4 | 0- 0 | 0- 2 | HOME | 0- 0 | 0- 0 | 2- 2 | | | |
| 4- 10 | 0- 2 | 0- 0 | AWAY | 0- 1 | 0- 1 | 4- 6 | | | |
| 2- 0 | 0- 0 | 0- 0 | NEUTRAL | 0- 0 | 0- 0 | 2- 0 | | | |
| 4- 8 | 0- 2 | 0- 0 | NON-CONFERENCE | 0- 1 | 0- 1 | 4- 4 | | | |
| 0- 1 | 0- 0 | 0- 0 | HOME | 0- 0 | 0- 0 | 0- 1 | | | |
| 2- 7 | 0- 2 | 0- 0 | AWAY | 0- 1 | 0- 1 | 2- 3 | | | |
| 2- 0 | 0- 0 | 0- 0 | NEUTRAL | 0- 0 | 0- 0 | 2- 0 | | | |
| 4- 6 | 0- 0 | 0- 2 | CONFERENCE | 0- 0 | 0- 0 | 4- 4 | | | |
| 2- 3 | 0- 0 | 0- 2 | HOME | 0- 0 | 0- 0 | 2- 1 | | | |
| 2- 3 | 0- 0 | 0- 0 | AWAY | 0- 0 | 0- 0 | 2- 3 | | | |
| 0- 0 | 0- 0 | 0- 0 | NEUTRAL | 0- 0 | 0- 0 | 2- 0 | | | |

| RPI 1-25 | | | | RPI 26-50 | | | | RPI 51-100 | | | | RPI 101+ Team's RPI: 222 | | | |
|---------------------------|---|------------------|---------------|-----------|---|-------------------|--------------|------------|---|----------|--------------|--------------------------|---|-------------------|---------------|
| RPI | S | Opponent | Score | RPI | S | Opponent | Score | RPI | S | Opponent | Score | RPI | S | Opponent | Score |
| 10 | A | Syracuse | 49 85 | 28 | H | South Dakota St. | 48 66 | 94 | A | UNI | 60 64 | 114 | A | Penn St. | 68 75 |
| 11 | A | Iowa St. | 35 87 | 36 | H | South Dakota | 50 80 | | | | | 168 | A | Denver | 66 87 |
| | | | | | | | | | | | | 183 | A | Oral Roberts | 75 67 |
| | | | | | | | | | | | | 184 | A | Illinois St. | 55 67 |
| | | | | | | | | | | | | 193 | H | Milwaukee | 46 64 |
| | | | | | | | | | | | | 199 | A | Rhode Island | 63 77 |
| | | | | | | | | | | | | 208 | A | Massachusetts | 59 52 |
| | | | | | | | | | | | | 228 | N | San Francisco | 100 97 |
| | | | | | | | | | | | | 233 | A | Stetson | 63 74 |
| | | | | | | | | | | | | 237 | A | Western Ill. | 90 111 |
| | | | | | | | | | | | | 237 | H | Western Ill. | 80 92 |
| | | | | | | | | | | | | 283 | N | Western Mich. | 62 50 |
| | | | | | | | | | | | | 291 | A | Valparaiso | 62 56 |
| | | | | | | | | | | | | 309 | A | North Dakota St. | 57 69 |
| | | | | | | | | | | | | 320 | A | Omaha | 69 68 |
| | | | | | | | | | | | | 320 | H | Omaha | 68 57 |
| | | | | | | | | | | | | 332 | H | Purdue Fort Wayne | 79 60 |
| LAST 12 Division I GAMES: | | | | | | | | | | | | | | | |
| 237 | A | Western Ill. | 90 111 | 320 | A | Omaha | 69 68 | | | | | | | | |
| 36 | H | South Dakota | 50 80 | 168 | A | Denver | 66 87 | | | | | | | | |
| 309 | A | North Dakota St. | 57 69 | 183 | A | Oral Roberts | 75 67 | | | | | | | | |
| 28 | H | South Dakota St. | 48 66 | 332 | H | Purdue Fort Wayne | 79 60 | | | | | | | | |
| 237 | H | Western Ill. | 80 92 | 228 | N | San Francisco | 100 97 | | | | | | | | |
| 320 | H | Omaha | 68 57 | 283 | N | Western Mich. | 62 50 | | | | | | | | |

Non-Div I Games: Mayville St. 84 50

North Dakota

Loss, Non-Conf, S Site, H Home A Away N Neutral

| | | | | | | | | | | |
|-------------------|----------|-----------|----------------|------------|-------------|---------------|------|------|-------|-----------|
| Average RPI Win: | 282 | WON-LOST | WINNING | LAST 10 | STRENGTH OF | OPP. STRENGTH | TEAM | ADJ. | CONF. | ADJ CONF. |
| Average RPI Loss: | 165 | RECORD | PCT. RANK | GAMES | SCHEDULE | OF SCHEDULE | RPI | RPI | RPI | RPI |
| DIV. I ONLY | 5- 15 | 298 | 0- 1 | 289 | 182 | 309 | 309 | 18 | 18 | |
| DIV. I NON-CONF. | 2- 9 | 297 | 0- 0 | 300 | 177 | 330 | 330 | 19 | 19 | |
| TOTALS | RPI 1-25 | RPI 26-50 | W-L RECORDS | RPI 51-100 | RPI 101-150 | RPI 150+ | | | | |
| 5- 15 | 0- 0 | 0- 2 | OVERALL | 0- 2 | 0- 1 | 5- 10 | | | | |
| 4- 4 | 0- 0 | 0- 1 | HOME | 0- 0 | 0- 1 | 4- 2 | | | | |
| 1- 9 | 0- 0 | 0- 1 | AWAY | 0- 2 | 0- 0 | 1- 6 | | | | |
| 0- 2 | 0- 0 | 0- 0 | NEUTRAL | 0- 0 | 0- 0 | 0- 2 | | | | |
| 2- 9 | 0- 0 | 0- 0 | NON-CONFERENCE | 0- 2 | 0- 1 | 2- 6 | | | | |
| 1- 3 | 0- 0 | 0- 0 | HOME | 0- 0 | 0- 1 | 1- 2 | | | | |
| 1- 4 | 0- 0 | 0- 0 | AWAY | 0- 2 | 0- 0 | 1- 2 | | | | |
| 0- 2 | 0- 0 | 0- 0 | NEUTRAL | 0- 0 | 0- 0 | 0- 2 | | | | |
| 3- 6 | 0- 0 | 0- 2 | CONFERENCE | 0- 0 | 0- 0 | 3- 4 | | | | |
| 3- 1 | 0- 0 | 0- 1 | HOME | 0- 0 | 0- 0 | 3- 0 | | | | |
| 0- 5 | 0- 0 | 0- 1 | AWAY | 0- 0 | 0- 0 | 0- 4 | | | | |
| 0- 0 | 0- 0 | 0- 0 | NEUTRAL | 0- 0 | 0- 0 | 0- 0 | | | | |

| RPI 1-25 | | | | RPI 26-50 | | | | RPI 51-100 | | | | RPI 101+ | | | | Team's RPI: 309 |
|---------------------------|---|------------------|--------|-----------|---|-------------------|-------|------------|---|---------------|-------|----------|---|-------------------|--------|-----------------|
| RPI | S | Opponent | Score | RPI | S | Opponent | Score | RPI | S | Opponent | Score | RPI | S | Opponent | Score | |
| | | | | 28 | A | South Dakota St. | 33 86 | 79 | A | Pacific | 68 75 | 105 | H | Creighton | 51 86 | |
| | | | | 36 | H | South Dakota | 41 67 | 98 | A | Northern Ill. | 63 81 | 168 | A | Denver | 54 81 | |
| | | | | | | | | | | | | 177 | N | North Texas | 78 92 | |
| | | | | | | | | | | | | 178 | A | Wisconsin | 53 64 | |
| | | | | | | | | | | | | 183 | A | Oral Roberts | 72 101 | |
| | | | | | | | | | | | | 193 | H | Milwaukee | 55 57 | |
| | | | | | | | | | | | | 219 | H | UMKC | 59 69 | |
| | | | | | | | | | | | | 222 | H | North Dakota | 69 57 | |
| | | | | | | | | | | | | 228 | N | San Francisco | 42 75 | |
| | | | | | | | | | | | | 233 | A | Stetson | 59 60 | |
| | | | | | | | | | | | | 237 | A | Western Ill. | 70 82 | |
| | | | | | | | | | | | | 237 | H | Western Ill. | 68 60 | |
| | | | | | | | | | | | | 291 | A | Valparaiso | 51 48 | |
| | | | | | | | | | | | | 320 | A | Omaha | 61 78 | |
| | | | | | | | | | | | | 328 | H | New Hampshire | 56 51 | |
| | | | | | | | | | | | | 332 | H | Purdue Fort Wayne | 70 54 | |
| LAST 12 Division I GAMES: | | | | | | | | | | | | | | | | |
| 183 | A | Oral Roberts | 72 101 | 237 | A | Western Ill. | 70 82 | | | | | | | | | |
| 28 | A | South Dakota St. | 33 86 | 36 | H | South Dakota | 41 67 | | | | | | | | | |
| 222 | H | North Dakota | 69 57 | 332 | H | Purdue Fort Wayne | 70 54 | | | | | | | | | |
| 168 | A | Denver | 54 81 | 233 | A | Stetson | 59 60 | | | | | | | | | |
| 237 | H | Western Ill. | 68 60 | 228 | N | San Francisco | 42 75 | | | | | | | | | |
| 320 | A | Omaha | 61 78 | 291 | A | Valparaiso | 51 48 | | | | | | | | | |

Non-Div I Games: Mayville St. 49 43

North Dakota St.

■ Loss,
 ■ Non-Conf,
 ■ S Site,
 ■ Home
 ■ A Away
 N Neutral

North Florida

Through Games Of Feb. 3, 2019

| Average RPI Win: | 307 | WON-LOST | WINNING | LAST 10 | STRENGTH OF | OPP. STRENGTH | TEAM | ADJ. | CONF. | ADJ CONF. |
|-------------------|----------|-----------|----------------|------------|-------------|---------------|------|------|-------|-----------|
| Average RPI Loss: | 164 | RECORD | PCT. RANK | GAMES | SCHEDULE | OF SCHEDULE | RPI | RPI | RPI | RPI |
| DIV. I ONLY | 6- 11 | 250 | 1- 0 | 264 | 291 | 282 | 282 | 24 | 24 | |
| DIV. I NON-CONF. | 3- 6 | 241 | 0- 0 | 306 | 298 | 319 | 319 | 26 | 26 | |
| TOTALS | RPI 1-25 | RPI 26-50 | W-L RECORDS | RPI 51-100 | RPI 101-150 | RPI 150+ | | | | |
| 6- 11 | 0- 1 | 0- 1 | OVERALL | 0- 2 | 0- 0 | 6- 7 | | | | |
| 4- 4 | 0- 0 | 0- 0 | HOME | 0- 1 | 0- 0 | 4- 3 | | | | |
| 2- 7 | 0- 1 | 0- 1 | AWAY | 0- 1 | 0- 0 | 2- 4 | | | | |
| 0- 0 | 0- 0 | 0- 0 | NEUTRAL | 0- 0 | 0- 0 | 0- 0 | | | | |
| 3- 6 | 0- 1 | 0- 1 | NON-CONFERENCE | 0- 0 | 0- 0 | 3- 4 | | | | |
| 3- 1 | 0- 0 | 0- 0 | HOME | 0- 0 | 0- 0 | 3- 1 | | | | |
| 0- 5 | 0- 1 | 0- 1 | AWAY | 0- 0 | 0- 0 | 0- 3 | | | | |
| 0- 0 | 0- 0 | 0- 0 | NEUTRAL | 0- 0 | 0- 0 | 0- 0 | | | | |
| 3- 5 | 0- 0 | 0- 0 | CONFERENCE | 0- 2 | 0- 0 | 3- 3 | | | | |
| 1- 3 | 0- 0 | 0- 0 | HOME | 0- 1 | 0- 0 | 1- 2 | | | | |
| 2- 2 | 0- 0 | 0- 0 | AWAY | 0- 1 | 0- 0 | 2- 1 | | | | |
| 0- 0 | 0- 0 | 0- 0 | NEUTRAL | 0- 0 | 0- 0 | 0- 0 | | | | |

| RPI S | Opponent | Score | RPI S | Opponent | Score | RPI S | Opponent | Score | RPI S | Opponent | Score | Team's RPI: 282 |
|---------------------------|----------------|--------|-------|-------------------|-------|-------|----------|--------|-------|-------------------|-------|-----------------|
| 23 | A Florida St. | 53 74 | 32 | A Indiana | 52 75 | 87 | A FGCU | 48 80 | 160 | H North Ala. | 64 70 | |
| | | | | | | 87 | H FGCU | 66 105 | 201 | A Ole Miss | 69 82 | |
| | | | | | | | | | 215 | H Jacksonville | 72 80 | |
| | | | | | | | | | 221 | A Colorado St. | 59 61 | |
| | | | | | | | | | 225 | A Liberty | 53 69 | |
| | | | | | | | | | 233 | H Stetson | 71 57 | |
| | | | | | | | | | 258 | A Bethune-Cookman | 60 76 | |
| | | | | | | | | | 294 | A Kennesaw St. | 71 60 | |
| | | | | | | | | | 300 | H Alabama A&M | 62 63 | |
| | | | | | | | | | 314 | H FIU | 62 53 | |
| | | | | | | | | | 324 | A Lipscomb | 68 53 | |
| | | | | | | | | | 330 | H Charleston So. | 82 76 | |
| | | | | | | | | | 348 | H Florida A&M | 64 53 | |
| LAST 12 Division I GAMES: | | | | | | | | | | | | |
| 87 | A FGCU | 48 80 | 294 | A Kennesaw St. | 71 60 | | | | | | | |
| 215 | H Jacksonville | 72 80 | 160 | H North Ala. | 64 70 | | | | | | | |
| 225 | A Liberty | 53 69 | 201 | A Ole Miss | 69 82 | | | | | | | |
| 233 | H Stetson | 71 57 | 300 | H Alabama A&M | 62 63 | | | | | | | |
| 87 | H FGCU | 66 105 | 258 | A Bethune-Cookman | 60 76 | | | | | | | |
| 324 | A Lipscomb | 68 53 | 314 | H FIU | 62 53 | | | | | | | |

Non-Div I Games: Trinity Baptist 99 40 Warner 67 36

North Florida

Loss, Non-Conf, S Site, H Home A Away N Neutral

North Texas

Through Games Of Feb. 3, 2019

| | | | | | | | | | |
|------------------------------|----------|-----------|----------------|-------------|---------------|----------|------|-------|-----------|
| Average RPI Win: 221 | WON-LOST | WINNING | LAST 10 | STRENGTH OF | OPP. STRENGTH | TEAM | ADJ. | CONF. | ADJ CONF. |
| Average RPI Loss: 111 | RECORD | PCT. RANK | GAMES | SCHEDULE | OF SCHEDULE | RPI | RPI | RPI | RPI |
| DIV. I ONLY | 8- 10 | 209 | 1- 0 | 112 | 143 | 177 | 177 | 14 | 14 |
| DIV. I NON-CONF. | 4- 5 | 190 | 0- 0 | 191 | 155 | 229 | 229 | 18 | 18 |
| TOTALS | RPI 1-25 | RPI 26-50 | W-L RECORDS | RPI 51-100 | RPI 101-150 | RPI 150+ | | | |
| 8- 10 | 0- 0 | 0- 3 | OVERALL | 1- 3 | 0- 1 | 7- 3 | | | |
| 5- 4 | 0- 0 | 0- 1 | HOME | 1- 1 | 0- 0 | 4- 2 | | | |
| 2- 5 | 0- 0 | 0- 1 | AWAY | 0- 2 | 0- 1 | 2- 1 | | | |
| 1- 1 | 0- 0 | 0- 1 | NEUTRAL | 0- 0 | 0- 0 | 1- 0 | | | |
| 4- 5 | 0- 0 | 0- 2 | NON-CONFERENCE | 1- 1 | 0- 0 | 3- 2 | | | |
| 3- 2 | 0- 0 | 0- 1 | HOME | 1- 0 | 0- 0 | 2- 1 | | | |
| 0- 2 | 0- 0 | 0- 0 | AWAY | 0- 1 | 0- 0 | 0- 1 | | | |
| 1- 1 | 0- 0 | 0- 1 | NEUTRAL | 0- 0 | 0- 0 | 1- 0 | | | |
| 4- 5 | 0- 0 | 0- 1 | CONFERENCE | 0- 2 | 0- 1 | 4- 1 | | | |
| 2- 2 | 0- 0 | 0- 0 | HOME | 0- 1 | 0- 0 | 2- 1 | | | |
| 2- 3 | 0- 0 | 0- 1 | AWAY | 0- 1 | 0- 1 | 2- 0 | | | |
| 0- 0 | 0- 0 | 0- 0 | NEUTRAL | 0- 0 | 0- 0 | 0- 0 | | | |

| RPI 1-25 | | | | RPI 26-50 | | | | RPI 51-100 | | | | RPI 101+ | | | | Team's RPI: 177 | |
|---------------------------|---|----------|-------|-----------|---|--------------|-------|------------|---|-----------------|--------|----------|---|------------------|--------|-----------------|--|
| RPI | S | Opponent | Score | RPI | S | Opponent | Score | RPI | S | Opponent | Score | RPI | S | Opponent | Score | | |
| | | | | 29 | H | Texas | 54 64 | 58 | A | Kansas St. | 42 60 | 141 | A | UAB | 60 70 | | |
| | | | | 38 | A | Rice | 52 64 | 59 | A | Middle Tenn. | 46 61 | 157 | A | Louisiana Tech | 65 54 | | |
| | | | | 46 | N | Wyoming | 49 53 | 66 | H | Missouri St. | 83 76 | 158 | H | Charlotte | 68 63 | | |
| | | | | | | | | 67 | H | Old Dominion | 71 72 | 185 | A | Southern Miss. | 62 48 | | |
| | | | | | | | | | | | | 195 | H | Utah St. | 41 57 | | |
| | | | | | | | | | | | | 204 | A | SMU | 66 73 | | |
| | | | | | | | | | | | | 274 | H | UTSA | 54 57 | | |
| | | | | | | | | | | | | 277 | H | CSU Bakersfield | 71 59 | | |
| | | | | | | | | | | | | 279 | H | UTEP | 70 51 | | |
| | | | | | | | | | | | | 309 | N | North Dakota St. | 92 78 | | |
| | | | | | | | | | | | | 339 | H | Houston Baptist | 100 75 | | |
| LAST 12 Division I GAMES: | | | | | | | | | | | | | | | | | |
| | | | | 67 | H | Old Dominion | 71 72 | 158 | H | Charlotte | 68 63 | | | | | | |
| | | | | 59 | A | Middle Tenn. | 46 61 | 185 | A | Southern Miss. | 62 48 | | | | | | |
| | | | | 141 | A | UAB | 60 70 | 157 | A | Louisiana Tech | 65 54 | | | | | | |
| | | | | 38 | A | Rice | 52 64 | 277 | H | CSU Bakersfield | 71 59 | | | | | | |
| | | | | 274 | H | UTSA | 54 57 | 195 | H | Utah St. | 41 57 | | | | | | |
| | | | | 279 | H | UTEP | 70 51 | 339 | H | Houston Baptist | 100 75 | | | | | | |

Non-Div I Games: Mid-Amer. Christian82 35 Xavier (LA) 59 46 Okla. Panhandle 93 52

North Texas

Loss, Non-Conf, S Site, H Home A Away N Neutral

Northeastern

Through Games Of Feb. 3, 2019

| | | | | | | | | | | |
|-------------------|--------------|-----------|----------------|------------|-------------|---------------|-----------|-----------|-----------|-----------|
| Average RPI Win: | 193 | WON-LOST | WINNING | LAST 10 | STRENGTH OF | OPP. STRENGTH | TEAM | ADJ. | CONF. | ADJ CONF. |
| Average RPI Loss: | 128 | RECORD | PCT. RANK | GAMES | SCHEDULE | OF SCHEDULE | RPI | RPI | RPI | RPI |
| DIV. I ONLY | 14- 6 | 69 | 0- 1 | 162 | 163 | 84 | 84 | 10 | 10 | |
| DIV. I NON-CONF. | 10- 1 | 17 | 0- 0 | 193 | 213 | 38 | 38 | 11 | 11 | |
| TOTALS | RPI 1-25 | RPI 26-50 | W-L RECORDS | RPI 51-100 | RPI 101-150 | RPI 150+ | | | | |
| 14- 6 | 0- 0 | 0- 1 | OVERALL | 1- 1 | 4- 3 | 9- 1 | | | | |
| 9- 1 | 0- 0 | 0- 0 | HOME | 1- 1 | 2- 0 | 6- 0 | | | | |
| 5- 5 | 0- 0 | 0- 1 | AWAY | 0- 0 | 2- 3 | 3- 1 | | | | |
| 0- 0 | 0- 0 | 0- 0 | NEUTRAL | 0- 0 | 0- 0 | 0- 0 | | | | |
| 10- 1 | 0- 0 | 0- 0 | NON-CONFERENCE | 1- 0 | 3- 1 | 6- 0 | | | | |
| 6- 0 | 0- 0 | 0- 0 | HOME | 1- 0 | 1- 0 | 4- 0 | | | | |
| 4- 1 | 0- 0 | 0- 0 | AWAY | 0- 0 | 2- 1 | 2- 0 | | | | |
| 0- 0 | 0- 0 | 0- 0 | NEUTRAL | 0- 0 | 0- 0 | 0- 0 | | | | |
| 4- 5 | 0- 0 | 0- 1 | CONFERENCE | 0- 1 | 1- 2 | 3- 1 | | | | |
| 3- 1 | 0- 0 | 0- 0 | HOME | 0- 1 | 1- 0 | 2- 0 | | | | |
| 1- 4 | 0- 0 | 0- 1 | AWAY | 0- 0 | 0- 2 | 1- 1 | | | | |
| 0- 0 | 0- 0 | 0- 0 | NEUTRAL | 0- 0 | 0- 0 | 0- 0 | | | | |

| RPI S | Opponent | Score | RPI S | Opponent | Score | RPI S | Opponent | Score | RPI S | Opponent | Score |
|---------------------------|--------------------|--------------|--------------|----------------|--------------|-------------|----------|--------------|--------------|--------------------|--------------|
| | | | 42 A | James Madison | 49 84 | 76 H | Maine | 63 55 | 103 A | Providence | 65 59 |
| | | | | | | 88 H | Drexel | 59 61 | 108 A | Dayton | 84 79 |
| | | | | | | | | | 118 A | UNCW | 70 83 |
| | | | | | | | | | 119 A | Towson | 83 88 |
| | | | | | | | | | 140 H | Fordham | 58 54 |
| | | | | | | | | | 147 H | William & Mary | 88 74 |
| | | | | | | | | | 150 A | Marist | 84 90 |
| | | | | | | | | | 161 H | Delaware | 75 62 |
| | | | | | | | | | 167 H | Boston U. | 81 51 |
| | | | | | | | | | 200 H | Elon | 79 71 |
| | | | | | | | | | 206 A | Florida | 79 66 |
| | | | | | | | | | 208 H | Massachusetts | 53 52 |
| | | | | | | | | | 250 A | Hofstra | 61 78 |
| | | | | | | | | | 252 H | Air Force | 54 41 |
| | | | | | | | | | 292 A | Col. of Charleston | 87 56 |
| | | | | | | | | | 316 A | Fairfield | 59 50 |
| | | | | | | | | | 328 H | New Hampshire | 69 54 |
| LAST 12 Division I GAMES: | | | | | | | | | | | |
| 292 A | Col. of Charleston | 87 56 | 118 A | UNCW | 70 83 | | | | | | |
| 250 A | Hofstra | 61 78 | 147 H | William & Mary | 88 74 | | | | | | |
| 161 H | Delaware | 75 62 | 200 H | Elon | 79 71 | | | | | | |
| 88 H | Drexel | 59 61 | 76 H | Maine | 63 55 | | | | | | |
| 42 A | James Madison | 49 84 | 150 A | Marist | 84 90 | | | | | | |
| 119 A | Towson | 83 88 | 103 A | Providence | 65 59 | | | | | | |

Non-Div I Games:

Northeastern

■ Loss,
 ■ Non-Conf, S Site,
 ■ Home
 ■ Away
 N Neutral

| Average RPI Win: | 239 | WON-LOST | WINNING | LAST 10 | STRENGTH OF | OPP. STRENGTH | TEAM | ADJ. | CONF. | ADJ CONF. |
|-------------------|----------|-----------|----------------|------------|-------------|---------------|------|------|-------|-----------|
| Average RPI Loss: | 149 | RECORD | PCT. RANK | GAMES | SCHEDULE | OF SCHEDULE | RPI | RPI | RPI | RPI |
| DIV. I ONLY | 6- 14 | 273 | 0- 1 | 243 | 128 | 266 | 266 | 16 | 16 | |
| DIV. I NON-CONF. | 4- 5 | 190 | 0- 1 | 225 | 96 | 192 | 192 | 12 | 12 | |
| TOTALS | RPI 1-25 | RPI 26-50 | W-L RECORDS | RPI 51-100 | RPI 101-150 | RPI 150+ | | | | |
| 6- 14 | 0- 0 | 0- 1 | OVERALL | 0- 3 | 2- 4 | 4- 6 | | | | |
| 3- 5 | 0- 0 | 0- 1 | HOME | 0- 2 | 1- 0 | 2- 2 | | | | |
| 3- 8 | 0- 0 | 0- 0 | AWAY | 0- 1 | 1- 4 | 2- 3 | | | | |
| 0- 1 | 0- 0 | 0- 0 | NEUTRAL | 0- 0 | 0- 0 | 0- 1 | | | | |
| 4- 5 | 0- 0 | 0- 1 | NON-CONFERENCE | 0- 1 | 2- 1 | 2- 2 | | | | |
| 2- 1 | 0- 0 | 0- 1 | HOME | 0- 0 | 1- 0 | 1- 0 | | | | |
| 2- 3 | 0- 0 | 0- 0 | AWAY | 0- 1 | 1- 1 | 1- 1 | | | | |
| 0- 1 | 0- 0 | 0- 0 | NEUTRAL | 0- 0 | 0- 0 | 0- 1 | | | | |
| 2- 9 | 0- 0 | 0- 0 | CONFERENCE | 0- 2 | 0- 3 | 2- 4 | | | | |
| 1- 4 | 0- 0 | 0- 0 | HOME | 0- 2 | 0- 0 | 1- 2 | | | | |
| 1- 5 | 0- 0 | 0- 0 | AWAY | 0- 0 | 0- 3 | 1- 2 | | | | |
| 0- 0 | 0- 0 | 0- 0 | NEUTRAL | 0- 0 | 0- 0 | 0- 0 | | | | |

| RPI S | Opponent | Score | RPI S | Opponent | Score | RPI S | Opponent | Score | RPI S | Opponent | Score | Team's RPI: 266 |
|---------------------------|------------------|-------|-------|-----------------|-------|-------|----------------------|-------|-------|----------|-------|-----------------|
| 39 | H New Mexico | 55 84 | 72 | A Arizona | 47 71 | 111 | A Loyola Marymount | 63 62 | | | | |
| | | | 74 | H Idaho St. | 69 80 | 115 | A Northern Colo. | 53 63 | | | | |
| | | | 95 | H Idaho | 69 86 | 128 | H Fresno St. | 86 73 | | | | |
| | | | | | | 132 | A Montana St. | 70 80 | | | | |
| | | | | | | 136 | A Washington | 59 81 | | | | |
| | | | | | | 146 | A Montana | 62 78 | | | | |
| | | | | | | 164 | A Portland St. | 55 72 | | | | |
| | | | | | | 197 | H Eastern Wash. | 62 64 | | | | |
| | | | | | | 204 | N SMU | 48 55 | | | | |
| | | | | | | 221 | A Colorado St. | 54 65 | | | | |
| | | | | | | 235 | A Sacramento St. | 61 65 | | | | |
| | | | | | | 257 | A Southern Utah | 78 69 | | | | |
| | | | | | | 257 | H Southern Utah | 76 82 | | | | |
| | | | | | | 287 | H California Baptist | 91 88 | | | | |
| | | | | | | 307 | H Weber St. | 74 64 | | | | |
| | | | | | | 341 | A Seattle U | 65 58 | | | | |
| LAST 12 Division I GAMES: | | | | | | | | | | | | |
| 197 | H Eastern Wash. | 62 64 | 204 | N SMU | 48 55 | | | | | | | |
| 95 | H Idaho | 69 86 | 257 | H Southern Utah | 76 82 | | | | | | | |
| 257 | A Southern Utah | 78 69 | 74 | H Idaho St. | 69 80 | | | | | | | |
| 115 | A Northern Colo. | 53 63 | 307 | H Weber St. | 74 64 | | | | | | | |
| 164 | A Portland St. | 55 72 | 132 | A Montana St. | 70 80 | | | | | | | |
| 235 | A Sacramento St. | 61 65 | 146 | A Montana | 62 78 | | | | | | | |

Non-Div I Games:

Northern Ariz.

■ Loss,
■ Non-Conf,
■ S Site,
■ H Home
■ A Away
N Neutral

| | | | | | | | | | | |
|-------------------|----------|-----------|----------------|------------|-------------|---------------|------|------|-------|-----------|
| Average RPI Win: | 183 | WON-LOST | WINNING | LAST 10 | STRENGTH OF | OPP. STRENGTH | TEAM | ADJ. | CONF. | ADJ CONF. |
| Average RPI Loss: | 153 | RECORD | PCT. RANK | GAMES | SCHEDULE | OF SCHEDULE | RPI | RPI | RPI | RPI |
| DIV. I ONLY | 13- 6 | 74 | 1- 0 | 223 | 97 | 115 | 115 | 16 | 16 | |
| DIV. I NON-CONF. | 5- 4 | 139 | 0- 0 | 227 | 27 | 110 | 110 | 12 | 12 | |
| TOTALS | RPI 1-25 | RPI 26-50 | W-L RECORDS | RPI 51-100 | RPI 101-150 | RPI 150+ | | | | |
| 13- 6 | 0- 0 | 0- 1 | OVERALL | 2- 1 | 2- 2 | 9- 2 | | | | |
| 7- 2 | 0- 0 | 0- 0 | HOME | 1- 0 | 1- 1 | 5- 1 | | | | |
| 6- 4 | 0- 0 | 0- 1 | AWAY | 1- 1 | 1- 1 | 4- 1 | | | | |
| 0- 0 | 0- 0 | 0- 0 | NEUTRAL | 0- 0 | 0- 0 | 0- 0 | | | | |
| 5- 4 | 0- 0 | 0- 1 | NON-CONFERENCE | 0- 1 | 1- 1 | 4- 1 | | | | |
| 3- 0 | 0- 0 | 0- 0 | HOME | 0- 0 | 1- 0 | 2- 0 | | | | |
| 2- 4 | 0- 0 | 0- 1 | AWAY | 0- 1 | 0- 1 | 2- 1 | | | | |
| 0- 0 | 0- 0 | 0- 0 | NEUTRAL | 0- 0 | 0- 0 | 0- 0 | | | | |
| 8- 2 | 0- 0 | 0- 0 | CONFERENCE | 2- 0 | 1- 1 | 5- 1 | | | | |
| 4- 2 | 0- 0 | 0- 0 | HOME | 1- 0 | 0- 1 | 3- 1 | | | | |
| 4- 0 | 0- 0 | 0- 0 | AWAY | 1- 0 | 1- 0 | 2- 0 | | | | |
| 0- 0 | 0- 0 | 0- 0 | NEUTRAL | 0- 0 | 0- 0 | 0- 0 | | | | |

| RPI S | Opponent | Score | RPI S | Opponent | Score | RPI S | Opponent | Score | RPI S | Opponent | Score | Team's RPI: 115 |
|---------------------------|-----------------|-------|-------|------------------|-------|-------|------------------|-------|-------|------------------|-------|-----------------|
| 34 | A BYU | 50 70 | 64 | A LSU | 57 62 | 130 | H Chattanooga | 68 65 | 131 | A Colorado | 69 77 | |
| | | | 74 | H Idaho St. | 60 56 | 132 | H Montana St. | 66 79 | 146 | A Montana | 73 62 | |
| | | | 95 | A Idaho | 86 72 | 164 | H Portland St. | 79 63 | 168 | H Denver | 74 66 | |
| | | | | | | 197 | A Eastern Wash. | 67 62 | 204 | H SMU | 58 57 | |
| | | | | | | 221 | A Colorado St. | 53 47 | 228 | A San Francisco | 68 63 | |
| | | | | | | 235 | H Sacramento St. | 82 69 | 252 | A Air Force | 57 69 | |
| | | | | | | 257 | A Southern Utah | 71 44 | 266 | H Northern Ariz. | 63 53 | |
| | | | | | | 307 | H Weber St. | 54 55 | | | | |
| LAST 12 Division I GAMES: | | | | | | | | | | | | |
| 257 | A Southern Utah | 71 44 | 266 | H Northern Ariz. | 63 53 | | | | | | | |
| 74 | H Idaho St. | 60 56 | 95 | A Idaho | 86 72 | | | | | | | |
| 307 | H Weber St. | 54 55 | 164 | H Portland St. | 79 63 | | | | | | | |
| 132 | H Montana St. | 66 79 | 235 | H Sacramento St. | 82 69 | | | | | | | |
| 146 | A Montana | 73 62 | 34 | A BYU | 50 70 | | | | | | | |
| 197 | A Eastern Wash. | 67 62 | 130 | H Chattanooga | 68 65 | | | | | | | |

Non-Div I Games:

Northern Colo.

■ Loss,
 ■ Non-Conf, S Site,
 ■ Home
 ■ Away
 N Neutral

| | | | | | | | | | | |
|-------------------|----------|-----------|----------------|------------|-------------|---------------|------|------|-------|-----------|
| Average RPI Win: | 204 | WON-LOST | WINNING | LAST 10 | STRENGTH OF | OPP. STRENGTH | TEAM | ADJ. | CONF. | ADJ CONF. |
| Average RPI Loss: | 63 | RECORD | PCT. RANK | GAMES | SCHEDULE | OF SCHEDULE | RPI | RPI | RPI | RPI |
| DIV. I ONLY | 12- 8 | 114 | 1- 0 | 87 | 99 | 98 | 98 | 7 | 7 | |
| DIV. I NON-CONF. | 8- 4 | 91 | 1- 0 | 232 | 130 | 109 | 109 | 8 | 8 | |
| TOTALS | RPI 1-25 | RPI 26-50 | W-L RECORDS | RPI 51-100 | RPI 101-150 | RPI 150+ | | | | |
| 12- 8 | 0- 3 | 0- 2 | OVERALL | 3- 1 | 1- 1 | 8- 1 | | | | |
| 8- 2 | 0- 1 | 0- 1 | HOME | 3- 0 | 1- 0 | 4- 0 | | | | |
| 2- 6 | 0- 2 | 0- 1 | AWAY | 0- 1 | 0- 1 | 2- 1 | | | | |
| 2- 0 | 0- 0 | 0- 0 | NEUTRAL | 0- 0 | 0- 0 | 2- 0 | | | | |
| 8- 4 | 0- 1 | 0- 1 | NON-CONFERENCE | 2- 0 | 0- 1 | 6- 1 | | | | |
| 6- 0 | 0- 0 | 0- 0 | HOME | 2- 0 | 0- 0 | 4- 0 | | | | |
| 0- 4 | 0- 1 | 0- 1 | AWAY | 0- 0 | 0- 1 | 0- 1 | | | | |
| 2- 0 | 0- 0 | 0- 0 | NEUTRAL | 0- 0 | 0- 0 | 2- 0 | | | | |
| 4- 4 | 0- 2 | 0- 1 | CONFERENCE | 1- 1 | 1- 0 | 2- 0 | | | | |
| 2- 2 | 0- 1 | 0- 1 | HOME | 1- 0 | 1- 0 | 0- 0 | | | | |
| 2- 2 | 0- 1 | 0- 0 | AWAY | 0- 1 | 0- 0 | 2- 0 | | | | |
| 0- 0 | 0- 0 | 0- 0 | NEUTRAL | 0- 0 | 0- 0 | 0- 0 | | | | |

| RPI | S | Opponent | Score | RPI | S | Opponent | Score | RPI | S | Opponent | Score | RPI | S | Opponent | Score |
|---------------------------|---|---------------|-------|-----|---|---------------|---------|-----|---|------------|-------|-----|---|------------------|---------|
| 11 | A | Iowa St. | 60 70 | 32 | A | Indiana | 73 91 | 54 | H | Miami (OH) | 82 71 | 146 | A | Montana | 70 86 |
| 21 | H | Central Mich. | 66 89 | 41 | H | Ohio | 53 69 | 75 | A | Kent St. | 78 87 | 149 | H | Akron | 70 59 |
| 25 | A | Buffalo | 64 93 | | | | | 90 | H | Yale | 89 80 | 154 | A | Southern Ill. | 73 82 |
| | | | | | | | | 94 | H | UNI | 70 59 | 191 | A | Eastern Mich. | 68 65 |
| | | | | | | | | | | | | 220 | A | Bowling Green | 66 52 |
| | | | | | | | | | | | | 237 | N | Western Ill. | 86 61 |
| | | | | | | | | | | | | 239 | H | Brown | 109 102 |
| | | | | | | | | | | | | 241 | N | Nevada | 98 69 |
| | | | | | | | | | | | | 278 | H | Eastern Ill. | 78 59 |
| | | | | | | | | | | | | 309 | H | North Dakota St. | 81 63 |
| | | | | | | | | | | | | 346 | H | Chicago St. | 114 52 |
| LAST 12 Division I GAMES: | | | | | | | | | | | | | | | |
| 94 | H | UNI | 70 59 | 241 | N | Nevada | 98 69 | | | | | | | | |
| 11 | A | Iowa St. | 60 70 | 220 | A | Bowling Green | 66 52 | | | | | | | | |
| 191 | A | Eastern Mich. | 68 65 | 21 | H | Central Mich. | 66 89 | | | | | | | | |
| 25 | A | Buffalo | 64 93 | 75 | A | Kent St. | 78 87 | | | | | | | | |
| 41 | H | Ohio | 53 69 | 54 | H | Miami (OH) | 82 71 | | | | | | | | |
| 149 | H | Akron | 70 59 | 239 | H | Brown | 109 102 | | | | | | | | |

Non-Div I Games:

Northern Ill.

| | | | | | | | | | | |
|-------------------|----------|-----------|----------------|------------|-------------|---------------|------|------|-------|-----------|
| Average RPI Win: | 272 | WON-LOST | WINNING | LAST 10 | STRENGTH OF | OPP. STRENGTH | TEAM | ADJ. | CONF. | ADJ CONF. |
| Average RPI Loss: | 141 | RECORD | PCT. RANK | GAMES | SCHEDULE | OF SCHEDULE | RPI | RPI | RPI | RPI |
| DIV. I ONLY | 6- 14 | 273 | 1- 0 | 204 | 186 | 280 | 280 | 20 | 20 | |
| DIV. I NON-CONF. | 0- 9 | 336 | 0- 0 | 99 | 138 | 306 | 306 | 17 | 17 | |
| TOTALS | RPI 1-25 | RPI 26-50 | W-L RECORDS | RPI 51-100 | RPI 101-150 | RPI 150+ | | | | |
| 6- 14 | 0- 1 | 0- 0 | OVERALL | 0- 4 | 1- 5 | 5- 4 | | | | |
| 5- 4 | 0- 0 | 0- 0 | HOME | 0- 3 | 1- 0 | 4- 1 | | | | |
| 1- 7 | 0- 1 | 0- 0 | AWAY | 0- 1 | 0- 3 | 1- 2 | | | | |
| 0- 3 | 0- 0 | 0- 0 | NEUTRAL | 0- 0 | 0- 2 | 0- 1 | | | | |
| 0- 9 | 0- 1 | 0- 0 | NON-CONFERENCE | 0- 2 | 0- 3 | 0- 3 | | | | |
| 0- 2 | 0- 0 | 0- 0 | HOME | 0- 1 | 0- 0 | 0- 1 | | | | |
| 0- 4 | 0- 1 | 0- 0 | AWAY | 0- 1 | 0- 1 | 0- 1 | | | | |
| 0- 3 | 0- 0 | 0- 0 | NEUTRAL | 0- 0 | 0- 2 | 0- 1 | | | | |
| 6- 5 | 0- 0 | 0- 0 | CONFERENCE | 0- 2 | 1- 2 | 5- 1 | | | | |
| 5- 2 | 0- 0 | 0- 0 | HOME | 0- 2 | 1- 0 | 4- 0 | | | | |
| 1- 3 | 0- 0 | 0- 0 | AWAY | 0- 0 | 0- 2 | 1- 1 | | | | |
| 0- 0 | 0- 0 | 0- 0 | NEUTRAL | 0- 0 | 0- 0 | 0- 0 | | | | |

| RPI 1-25 | | | | RPI 26-50 | | | | RPI 51-100 | | | | RPI 101+ Team's RPI: 280 | | | |
|---------------------------|---|----------------|-------|-----------|---|------------|-------|------------|---|------------|-------|--------------------------|---|----------------|-------|
| RPI | S | Opponent | Score | RPI | S | Opponent | Score | RPI | S | Opponent | Score | RPI | S | Opponent | Score |
| 3 | A | Louisville | 59 92 | | | | | 63 | H | Belmont | 53 71 | 103 | A | Providence | 43 48 |
| | | | | | | | | 69 | H | Green Bay | 61 81 | 126 | A | Youngstown St. | 66 77 |
| | | | | | | | | 75 | A | Kent St. | 61 62 | 135 | A | IUPUI | 48 70 |
| | | | | | | | | 83 | H | Wright St. | 55 61 | 135 | H | IUPUI | 60 57 |
| | | | | | | | | | | | | 138 | N | Pepperdine | 46 51 |
| | | | | | | | | | | | | 149 | N | Akron | 60 77 |
| | | | | | | | | | | | | 184 | H | Illinois St. | 53 58 |
| | | | | | | | | | | | | 193 | H | Milwaukee | 55 54 |
| | | | | | | | | | | | | 270 | A | Cleveland St. | 47 76 |
| | | | | | | | | | | | | 284 | A | Austin Peay | 48 52 |
| | | | | | | | | | | | | 286 | N | La Salle | 56 74 |
| | | | | | | | | | | | | 304 | H | Oakland | 72 50 |
| | | | | | | | | | | | | 331 | H | Detroit Mercy | 68 56 |
| | | | | | | | | | | | | 333 | A | UIC | 67 49 |
| | | | | | | | | | | | | 333 | H | UIC | 78 44 |
| LAST 12 Division I GAMES: | | | | | | | | | | | | | | | |
| 135 | H | IUPUI | 60 57 | 333 | H | UIC | 78 44 | | | | | | | | |
| 304 | H | Oakland | 72 50 | 69 | H | Green Bay | 61 81 | | | | | | | | |
| 331 | H | Detroit Mercy | 68 56 | 193 | H | Milwaukee | 55 54 | | | | | | | | |
| 126 | A | Youngstown St. | 66 77 | 135 | A | IUPUI | 48 70 | | | | | | | | |
| 270 | A | Cleveland St. | 47 76 | 333 | A | UIC | 67 49 | | | | | | | | |
| 83 | H | Wright St. | 55 61 | 138 | N | Pepperdine | 46 51 | | | | | | | | |

Non-Div I Games: Alderson Broadus 73 32

Northern Ky.

Loss, Non-Conf, S Site, H Home A Away N Neutral

Northwestern

Through Games Of Feb. 3, 2019

| | | | | | | | | | | |
|-------------------|----------|-----------|----------------|------------|-------------|---------------|------|------|-------|-----------|
| Average RPI Win: | 160 | WON-LOST | WINNING | LAST 10 | STRENGTH OF | OPP. STRENGTH | TEAM | ADJ. | CONF. | ADJ CONF. |
| Average RPI Loss: | 63 | RECORD | PCT. RANK | GAMES | SCHEDULE | OF SCHEDULE | RPI | RPI | RPI | RPI |
| DIV. I ONLY | 14- 8 | 97 | 0- 1 | 92 | 37 | 85 | 85 | 4 | 4 | |
| DIV. I NON-CONF. | 7- 4 | 109 | 0- 1 | 213 | 33 | 145 | 145 | 6 | 6 | |
| TOTALS | RPI 1-25 | RPI 26-50 | W-L RECORDS | RPI 51-100 | RPI 101-150 | RPI 150+ | | | | |
| 14- 8 | 1- 2 | 1- 2 | OVERALL | 3- 2 | 2- 2 | 7- 0 | | | | |
| 8- 4 | 1- 1 | 0- 1 | HOME | 1- 0 | 2- 2 | 4- 0 | | | | |
| 5- 3 | 0- 1 | 1- 1 | AWAY | 2- 1 | 0- 0 | 2- 0 | | | | |
| 1- 1 | 0- 0 | 0- 0 | NEUTRAL | 0- 1 | 0- 0 | 1- 0 | | | | |
| 7- 4 | 0- 1 | 0- 1 | NON-CONFERENCE | 2- 1 | 1- 1 | 4- 0 | | | | |
| 4- 2 | 0- 1 | 0- 0 | HOME | 1- 0 | 1- 1 | 2- 0 | | | | |
| 2- 1 | 0- 0 | 0- 1 | AWAY | 1- 0 | 0- 0 | 1- 0 | | | | |
| 1- 1 | 0- 0 | 0- 0 | NEUTRAL | 0- 1 | 0- 0 | 1- 0 | | | | |
| 7- 4 | 1- 1 | 1- 1 | CONFERENCE | 1- 1 | 1- 1 | 3- 0 | | | | |
| 4- 2 | 1- 0 | 0- 1 | HOME | 0- 0 | 1- 1 | 2- 0 | | | | |
| 3- 2 | 0- 1 | 1- 0 | AWAY | 1- 1 | 0- 0 | 1- 0 | | | | |
| 0- 0 | 0- 0 | 0- 0 | NEUTRAL | 0- 0 | 0- 0 | 0- 0 | | | | |

| RPI 1-25 | | | | RPI 26-50 | | | | RPI 51-100 | | | | RPI 101+ | | | |
|---------------------------|---|--------------|-------|-----------|---|--------------|-------|------------|---|-----------|-------|----------|---|-------------|-------|
| RPI | S | Opponent | Score | RPI | S | Opponent | Score | RPI | S | Opponent | Score | RPI | S | Opponent | Score |
| 7 | H | Marquette | 57 76 | 32 | A | Indiana | 75 69 | 55 | A | Michigan | 78 79 | 109 | H | Ohio St. | 76 59 |
| 16 | A | Rutgers | 41 45 | 37 | A | DePaul | 60 76 | 69 | A | Green Bay | 57 55 | 122 | H | Pittsburgh | 49 52 |
| 24 | H | Michigan St. | 70 62 | 44 | H | Purdue | 54 57 | 70 | H | Duke | 84 58 | 129 | H | Minnesota | 54 61 |
| | | | | | | | | 92 | N | Kansas | 57 66 | 134 | H | UT Martin | 90 64 |
| | | | | | | | | 100 | A | Nebraska | 58 54 | 178 | H | Wisconsin | 72 46 |
| | | | | | | | | | | | | 189 | A | Illinois | 64 56 |
| | | | | | | | | | | | | 189 | H | Illinois | 68 45 |
| | | | | | | | | | | | | 206 | A | Florida | 83 74 |
| | | | | | | | | | | | | 263 | N | Wichita St. | 65 43 |
| | | | | | | | | | | | | 333 | H | UIC | 87 44 |
| | | | | | | | | | | | | 346 | H | Chicago St. | 97 35 |
| LAST 12 Division I GAMES: | | | | | | | | | | | | | | | |
| 109 | H | Ohio St. | 76 59 | 92 | N | Kansas | 57 66 | | | | | | | | |
| 129 | H | Minnesota | 54 61 | 44 | H | Purdue | 54 57 | | | | | | | | |
| 189 | A | Illinois | 64 56 | 55 | A | Michigan | 78 79 | | | | | | | | |
| 100 | A | Nebraska | 58 54 | 24 | H | Michigan St. | 70 62 | | | | | | | | |
| 178 | H | Wisconsin | 72 46 | 189 | H | Illinois | 68 45 | | | | | | | | |
| 32 | A | Indiana | 75 69 | 16 | A | Rutgers | 41 45 | | | | | | | | |

Non-Div I Games:

Northwestern

■ Loss,
■ Non-Conf, S Site,
■ Home
■ Away
N Neutral

| | | | | | | | | | | |
|-------------------|----------|-----------|----------------|------------|-------------|---------------|------|------|-------|-----------|
| Average RPI Win: | 313 | WON-LOST | WINNING | LAST 10 | STRENGTH OF | OPP. STRENGTH | TEAM | ADJ. | CONF. | ADJ CONF. |
| Average RPI Loss: | 180 | RECORD | PCT. RANK | GAMES | SCHEDULE | OF SCHEDULE | RPI | RPI | RPI | RPI |
| DIV. I ONLY | 3- 13 | 317 | 0- 0 | 293 | 259 | 336 | 336 | 27 | 27 | |
| DIV. I NON-CONF. | 1- 6 | 318 | 0- 0 | 280 | 111 | 332 | 332 | 23 | 23 | |
| TOTALS | RPI 1-25 | RPI 26-50 | W-L RECORDS | RPI 51-100 | RPI 101-150 | RPI 150+ | | | | |
| 3- 13 | 0- 0 | 0- 1 | OVERALL | 0- 2 | 0- 2 | 3- 8 | | | | |
| 3- 3 | 0- 0 | 0- 0 | HOME | 0- 0 | 0- 0 | 3- 3 | | | | |
| 0- 10 | 0- 0 | 0- 1 | AWAY | 0- 2 | 0- 2 | 0- 5 | | | | |
| 0- 0 | 0- 0 | 0- 0 | NEUTRAL | 0- 0 | 0- 0 | 0- 0 | | | | |
| 1- 6 | 0- 0 | 0- 1 | NON-CONFERENCE | 0- 1 | 0- 2 | 1- 2 | | | | |
| 1- 1 | 0- 0 | 0- 0 | HOME | 0- 0 | 0- 0 | 1- 1 | | | | |
| 0- 5 | 0- 0 | 0- 1 | AWAY | 0- 1 | 0- 2 | 0- 1 | | | | |
| 0- 0 | 0- 0 | 0- 0 | NEUTRAL | 0- 0 | 0- 0 | 0- 0 | | | | |
| 2- 7 | 0- 0 | 0- 0 | CONFERENCE | 0- 1 | 0- 0 | 2- 6 | | | | |
| 2- 2 | 0- 0 | 0- 0 | HOME | 0- 0 | 0- 0 | 2- 2 | | | | |
| 0- 5 | 0- 0 | 0- 0 | AWAY | 0- 1 | 0- 0 | 0- 4 | | | | |
| 0- 0 | 0- 0 | 0- 0 | NEUTRAL | 0- 0 | 0- 0 | 0- 0 | | | | |

| RPI 1-25 | | | | RPI 26-50 | | | | RPI 51-100 | | | | RPI 101+ | | | | Team's RPI: 336 | |
|---------------------------|---|--------------------|-------|-----------|---|--------------|--------|------------|---|----------|-------|----------|---|--------------------|-------|-----------------|--|
| RPI | S | Opponent | Score | RPI | S | Opponent | Score | RPI | S | Opponent | Score | RPI | S | Opponent | Score | | |
| | | | | 29 | A | Texas | 66 104 | 65 | A | SFA | 56 84 | 112 | A | Alabama | 73 87 | | |
| | | | | | | | | 73 | A | Arkansas | 53 98 | 145 | A | Oklahoma | 56 93 | | |
| | | | | | | | | | | | | 163 | H | Abilene Christian | 63 72 | | |
| | | | | | | | | | | | | 185 | A | Southern Miss. | 54 69 | | |
| | | | | | | | | | | | | 192 | A | Nicholls St. | 86 97 | | |
| | | | | | | | | | | | | 207 | A | Sam Houston St. | 55 66 | | |
| | | | | | | | | | | | | 260 | A | A&M-Corpus Christi | 55 79 | | |
| | | | | | | | | | | | | 276 | H | Southeastern La. | 58 47 | | |
| | | | | | | | | | | | | 293 | A | Central Ark. | 52 74 | | |
| | | | | | | | | | | | | 310 | H | La.-Monroe | 55 63 | | |
| | | | | | | | | | | | | 311 | H | New Orleans | 62 67 | | |
| | | | | | | | | | | | | 312 | H | McNeese | 82 63 | | |
| | | | | | | | | | | | | 350 | H | Alcorn | 78 65 | | |
| LAST 12 Division I GAMES: | | | | | | | | | | | | | | | | | |
| 311 | H | New Orleans | 62 67 | 293 | A | Central Ark. | 52 74 | | | | | | | | | | |
| 276 | H | Southeastern La. | 58 47 | 312 | H | McNeese | 82 63 | | | | | | | | | | |
| 207 | A | Sam Houston St. | 55 66 | 192 | A | Nicholls St. | 86 97 | | | | | | | | | | |
| 163 | H | Abilene Christian | 63 72 | 29 | A | Texas | 66 104 | | | | | | | | | | |
| 65 | A | SFA | 56 84 | 112 | A | Alabama | 73 87 | | | | | | | | | | |
| 260 | A | A&M-Corpus Christi | 55 79 | 310 | H | La.-Monroe | 55 63 | | | | | | | | | | |

Non-Div I Games: Loyola (LA) 71 66 Central Baptist 82 56 LeTourneau 100 40 Centenary (LA) 94 51 Northwestern St.

Notre Dame

Through Games Of Feb. 3, 2019

| Average RPI Win: | 67 | WON-LOST | WINNING | LAST 10 | STRENGTH OF | OPP. STRENGTH | TEAM | ADJ. | CONF. | ADJ CONF. |
|-------------------|----------|-----------|----------------|------------|-------------|---------------|------|------|-------|-----------|
| Average RPI Loss: | 14 | RECORD | PCT. RANK | GAMES | SCHEDULE | OF SCHEDULE | RPI | RPI | RPI | RPI |
| DIV. I ONLY | 21- 2 | 6 | 1- 0 | 1 | 2 | 1 | 1 | 1 | 1 | 1 |
| DIV. I NON-CONF. | 13- 1 | 9 | 1- 0 | 1 | 12 | 1 | 1 | 1 | 1 | 1 |
| TOTALS | RPI 1-25 | RPI 26-50 | W-L RECORDS | RPI 51-100 | RPI 101-150 | RPI 150+ | | | | |
| 21- 2 | 5- 2 | 5- 0 | OVERALL | 6- 0 | 4- 0 | 1- 0 | | | | |
| 11- 1 | 2- 1 | 1- 0 | HOME | 3- 0 | 4- 0 | 1- 0 | | | | |
| 7- 1 | 1- 1 | 3- 0 | AWAY | 3- 0 | 0- 0 | 0- 0 | | | | |
| 3- 0 | 2- 0 | 1- 0 | NEUTRAL | 0- 0 | 0- 0 | 0- 0 | | | | |
| 13- 1 | 4- 1 | 2- 0 | NON-CONFERENCE | 4- 0 | 2- 0 | 1- 0 | | | | |
| 6- 1 | 1- 1 | 0- 0 | HOME | 2- 0 | 2- 0 | 1- 0 | | | | |
| 4- 0 | 1- 0 | 1- 0 | AWAY | 2- 0 | 0- 0 | 0- 0 | | | | |
| 3- 0 | 2- 0 | 1- 0 | NEUTRAL | 0- 0 | 0- 0 | 0- 0 | | | | |
| 8- 1 | 1- 1 | 3- 0 | CONFERENCE | 2- 0 | 2- 0 | 0- 0 | | | | |
| 5- 0 | 1- 0 | 1- 0 | HOME | 1- 0 | 2- 0 | 0- 0 | | | | |
| 3- 1 | 0- 1 | 2- 0 | AWAY | 1- 0 | 0- 0 | 0- 0 | | | | |
| 0- 0 | 0- 0 | 0- 0 | NEUTRAL | 0- 0 | 0- 0 | 0- 0 | | | | |

| RPI S | Opponent | Score | RPI S | Opponent | Score | RPI S | Opponent | Score | RPI S | Opponent | Score |
|---------------------------|------------------|--------|-------|-----------------|--------|-------|-----------------|--------|-------|------------------|--------|
| 3 | H Louisville | 82 68 | 31 | N Oregon St. | 91 81 | 56 | A Virginia Tech | 80 51 | 102 | H Boston College | 92 63 |
| 6 | H UConn | 71 89 | 37 | A DePaul | 101 77 | 57 | A Tennessee | 77 62 | 116 | H Western Ky. | 94 53 |
| 7 | A Marquette | 87 63 | 40 | A Georgia Tech | 76 55 | 68 | H Harvard | 103 58 | 122 | H Pittsburgh | 100 44 |
| 12 | N Gonzaga | 81 65 | 40 | H Georgia Tech | 90 50 | 81 | H Penn | 75 55 | 137 | H Lehigh | 95 68 |
| 13 | H Iowa | 105 71 | 47 | A Clemson | 101 63 | 82 | A Toledo | 72 56 | 243 | H Binghamton | 103 53 |
| 19 | N Drake | 82 64 | | | | 99 | H Wake Forest | 78 48 | | | |
| 22 | A North Carolina | 73 78 | | | | | | | | | |
| LAST 12 Division I GAMES: | | | | | | | | | | | |
| 19 | N Drake | 82 64 | 31 | N Oregon St. | 91 81 | | | | | | |
| 40 | H Georgia Tech | 90 50 | 56 | A Virginia Tech | 80 51 | | | | | | |
| 47 | A Clemson | 101 63 | 99 | H Wake Forest | 78 48 | | | | | | |
| 22 | A North Carolina | 73 78 | 3 | H Louisville | 82 68 | | | | | | |
| 57 | A Tennessee | 77 62 | 40 | A Georgia Tech | 76 55 | | | | | | |
| 102 | H Boston College | 92 63 | 122 | H Pittsburgh | 100 44 | | | | | | |

Non-Div I Games:

Notre Dame

Loss, Non-Conf, S Site, H Home A Away N Neutral

| | | | | | | | | | |
|------------------------------|----------|-----------|----------------|-------------|---------------|----------|------|-------|-----------|
| Average RPI Win: 299 | WON-LOST | WINNING | LAST 10 | STRENGTH OF | OPP. STRENGTH | TEAM | ADJ. | CONF. | ADJ CONF. |
| Average RPI Loss: 143 | RECORD | PCT. RANK | GAMES | SCHEDULE | OF SCHEDULE | RPI | RPI | RPI | RPI |
| DIV. I ONLY | 2- 18 | 339 | 0- 1 | 124 | 188 | 304 | 304 | 20 | 20 |
| DIV. I NON-CONF. | 1- 8 | 322 | 0- 0 | 26 | 91 | 232 | 232 | 17 | 17 |
| TOTALS | RPI 1-25 | RPI 26-50 | W-L RECORDS | RPI 51-100 | RPI 101-150 | RPI 150+ | | | |
| 2- 18 | 0- 2 | 0- 1 | OVERALL | 0- 4 | 0- 4 | 2- 7 | | | |
| 2- 7 | 0- 1 | 0- 1 | HOME | 0- 2 | 0- 1 | 2- 2 | | | |
| 0- 10 | 0- 1 | 0- 0 | AWAY | 0- 2 | 0- 2 | 0- 5 | | | |
| 0- 1 | 0- 0 | 0- 0 | NEUTRAL | 0- 0 | 0- 1 | 0- 0 | | | |
| 1- 8 | 0- 2 | 0- 1 | NON-CONFERENCE | 0- 2 | 0- 1 | 1- 2 | | | |
| 1- 3 | 0- 1 | 0- 1 | HOME | 0- 1 | 0- 0 | 1- 0 | | | |
| 0- 4 | 0- 1 | 0- 0 | AWAY | 0- 1 | 0- 0 | 0- 2 | | | |
| 0- 1 | 0- 0 | 0- 0 | NEUTRAL | 0- 0 | 0- 1 | 0- 0 | | | |
| 1- 10 | 0- 0 | 0- 0 | CONFERENCE | 0- 2 | 0- 3 | 1- 5 | | | |
| 1- 4 | 0- 0 | 0- 0 | HOME | 0- 1 | 0- 1 | 1- 2 | | | |
| 0- 6 | 0- 0 | 0- 0 | AWAY | 0- 1 | 0- 2 | 0- 3 | | | |
| 0- 0 | 0- 0 | 0- 0 | NEUTRAL | 0- 0 | 0- 0 | 0- 0 | | | |

| RPI 1-25 | | | | RPI 26-50 | | | | RPI 51-100 | | | | RPI 101+ Team's RPI: 304 | | | |
|---------------------------|---|----------------|---------------|-----------|---|----------------|--------------|------------|---|------------|--------------|--------------------------|---|----------------|--------------|
| RPI | S | Opponent | Score | RPI | S | Opponent | Score | RPI | S | Opponent | Score | RPI | S | Opponent | Score |
| 21 | A | Central Mich. | 61 104 | 32 | H | Indiana | 32 59 | 55 | H | Michigan | 59 85 | 126 | A | Youngstown St. | 61 76 |
| 24 | H | Michigan St. | 58 102 | | | | | 69 | H | Green Bay | 53 77 | 126 | H | Youngstown St. | 55 69 |
| | | | | | | | | 75 | A | Kent St. | 65 75 | 135 | A | IUPUI | 53 82 |
| | | | | | | | | 83 | A | Wright St. | 58 69 | 149 | N | Akron | 65 85 |
| | | | | | | | | | | | | 156 | A | Bradley | 64 73 |
| | | | | | | | | | | | | 184 | A | Illinois St. | 56 62 |
| | | | | | | | | | | | | 193 | H | Milwaukee | 52 79 |
| | | | | | | | | | | | | 267 | H | Canisius | 71 60 |
| | | | | | | | | | | | | 270 | A | Cleveland St. | 90 98 |
| | | | | | | | | | | | | 270 | H | Cleveland St. | 62 64 |
| | | | | | | | | | | | | 280 | A | Northern Ky. | 50 72 |
| | | | | | | | | | | | | 331 | H | Detroit Mercy | 74 67 |
| | | | | | | | | | | | | 333 | A | UIC | 65 69 |
| LAST 12 Division I GAMES: | | | | | | | | | | | | | | | |
| 126 | A | Youngstown St. | 61 76 | 270 | A | Cleveland St. | 90 98 | | | | | | | | |
| 280 | A | Northern Ky. | 50 72 | 333 | A | UIC | 65 69 | | | | | | | | |
| 83 | A | Wright St. | 58 69 | 331 | H | Detroit Mercy | 74 67 | | | | | | | | |
| 69 | H | Green Bay | 53 77 | 126 | H | Youngstown St. | 55 69 | | | | | | | | |
| 193 | H | Milwaukee | 52 79 | 270 | H | Cleveland St. | 62 64 | | | | | | | | |
| 135 | A | IUPUI | 53 82 | 55 | H | Michigan | 59 85 | | | | | | | | |

Non-Div I Games: Grace Bible (MI) 94 48 Rochester College 64 46

Oakland

■ Loss,
■ Non-Conf,
■ S Site,
■ H Home
■ A Away
N Neutral

| Average RPI Win: | 170 | WON-LOST | WINNING | LAST 10 | STRENGTH OF | OPP. STRENGTH | TEAM | ADJ. | CONF. | ADJ CONF. |
|-------------------|----------|-----------|----------------|------------|-------------|---------------|------|------|-------|-----------|
| Average RPI Loss: | 38 | RECORD | PCT. RANK | GAMES | SCHEDULE | OF SCHEDULE | RPI | RPI | RPI | RPI |
| DIV. I ONLY | 18- 2 | 10 | 1- 1 | 170 | 77 | 41 | 41 | 7 | 7 | |
| DIV. I NON-CONF. | 11- 0 | 1 | 0- 0 | 271 | 121 | 40 | 40 | 8 | 8 | |
| TOTALS | RPI 1-25 | RPI 26-50 | W-L RECORDS | RPI 51-100 | RPI 101-150 | RPI 150+ | | | | |
| 18- 2 | 1- 1 | 1- 0 | OVERALL | 3- 1 | 3- 0 | 10- 0 | | | | |
| 9- 2 | 0- 1 | 1- 0 | HOME | 1- 1 | 1- 0 | 6- 0 | | | | |
| 7- 0 | 1- 0 | 0- 0 | AWAY | 1- 0 | 2- 0 | 3- 0 | | | | |
| 2- 0 | 0- 0 | 0- 0 | NEUTRAL | 1- 0 | 0- 0 | 1- 0 | | | | |
| 11- 0 | 0- 0 | 1- 0 | NON-CONFERENCE | 1- 0 | 3- 0 | 6- 0 | | | | |
| 6- 0 | 0- 0 | 1- 0 | HOME | 0- 0 | 1- 0 | 4- 0 | | | | |
| 3- 0 | 0- 0 | 0- 0 | AWAY | 0- 0 | 2- 0 | 1- 0 | | | | |
| 2- 0 | 0- 0 | 0- 0 | NEUTRAL | 1- 0 | 0- 0 | 1- 0 | | | | |
| 7- 2 | 1- 1 | 0- 0 | CONFERENCE | 2- 1 | 0- 0 | 4- 0 | | | | |
| 3- 2 | 0- 1 | 0- 0 | HOME | 1- 1 | 0- 0 | 2- 0 | | | | |
| 4- 0 | 1- 0 | 0- 0 | AWAY | 1- 0 | 0- 0 | 2- 0 | | | | |
| 0- 0 | 0- 0 | 0- 0 | NEUTRAL | 0- 0 | 0- 0 | 0- 0 | | | | |

| RPI S | Opponent | Score | RPI S | Opponent | Score | Team's RPI: 41 | RPI S | Opponent | Score | RPI S | Opponent | Score | RPI S | Opponent | Score |
|---------------------------|-----------------|-------|-------|-----------------|--------|----------------|-------|--------------------|-------|-------|-------------------|--------|-------|----------|-------|
| 21 | H Central Mich. | 70 88 | 44 | H Purdue | 80 73 | | 54 | H Miami (OH) | 61 67 | 101 | A American | 77 67 | | | |
| 25 | A Buffalo | 74 71 | | | | | 71 | N Lamar University | 87 62 | 118 | H UNCW | 95 72 | | | |
| | | | | | | | 75 | H Kent St. | 83 81 | 135 | A IUPUI | 73 66 | | | |
| | | | | | | | 98 | A Northern Ill. | 69 53 | 180 | A Ball St. | 90 75 | | | |
| | | | | | | | | | | 180 | H Ball St. | 94 62 | | | |
| | | | | | | | | | | 191 | H Eastern Mich. | 85 44 | | | |
| | | | | | | | | | | 203 | N St. Bonaventure | 70 53 | | | |
| | | | | | | | | | | 220 | A Bowling Green | 82 79 | | | |
| | | | | | | | | | | 243 | H Binghamton | 86 49 | | | |
| | | | | | | | | | | 261 | A Richmond | 109 58 | | | |
| | | | | | | | | | | 270 | H Cleveland St. | 72 54 | | | |
| | | | | | | | | | | 317 | H Coppin St. | 87 62 | | | |
| | | | | | | | | | | 323 | H Eastern Ky. | 100 60 | | | |
| LAST 12 Division I GAMES: | | | | | | | | | | | | | | | |
| 54 | H Miami (OH) | 61 67 | 180 | H Ball St. | 94 62 | | | | | | | | | | |
| 220 | A Bowling Green | 82 79 | 21 | H Central Mich. | 70 88 | | | | | | | | | | |
| 98 | A Northern Ill. | 69 53 | 25 | A Buffalo | 74 71 | | | | | | | | | | |
| 191 | H Eastern Mich. | 85 44 | 101 | A American | 77 67 | | | | | | | | | | |
| 75 | H Kent St. | 83 81 | 261 | A Richmond | 109 58 | | | | | | | | | | |
| 180 | A Ball St. | 90 75 | 135 | A IUPUI | 73 66 | | | | | | | | | | |

Non-Div I Games:

Ohio

| Average RPI Win: | 126 | WON-LOST | WINNING | LAST 10 | STRENGTH OF | OPP. STRENGTH | TEAM | ADJ. | CONF. | ADJ CONF. |
|-------------------|----------|-----------|----------------|------------|-------------|---------------|------|------|-------|-----------|
| Average RPI Loss: | 65 | RECORD | PCT. RANK | GAMES | SCHEDULE | OF SCHEDULE | RPI | RPI | RPI | RPI |
| DIV. I ONLY | 9- 11 | 201 | 0- 1 | 35 | 17 | 109 | 109 | 4 | 4 | |
| DIV. I NON-CONF. | 4- 5 | 190 | 0- 0 | 120 | 5 | 187 | 187 | 6 | 6 | |
| TOTALS | RPI 1-25 | RPI 26-50 | W-L RECORDS | RPI 51-100 | RPI 101-150 | RPI 150+ | | | | |
| 9- 11 | 2- 3 | 1- 2 | OVERALL | 1- 4 | 2- 1 | 3- 1 | | | | |
| 7- 3 | 2- 1 | 1- 0 | HOME | 1- 1 | 0- 0 | 3- 1 | | | | |
| 2- 6 | 0- 2 | 0- 1 | AWAY | 0- 2 | 2- 1 | 0- 0 | | | | |
| 0- 2 | 0- 0 | 0- 1 | NEUTRAL | 0- 1 | 0- 0 | 0- 0 | | | | |
| 4- 5 | 1- 1 | 0- 1 | NON-CONFERENCE | 1- 1 | 0- 1 | 2- 1 | | | | |
| 4- 1 | 1- 0 | 0- 0 | HOME | 1- 0 | 0- 0 | 2- 1 | | | | |
| 0- 2 | 0- 1 | 0- 0 | AWAY | 0- 0 | 0- 1 | 0- 0 | | | | |
| 0- 2 | 0- 0 | 0- 1 | NEUTRAL | 0- 1 | 0- 0 | 0- 0 | | | | |
| 5- 6 | 1- 2 | 1- 1 | CONFERENCE | 0- 3 | 2- 0 | 1- 0 | | | | |
| 3- 2 | 1- 1 | 1- 0 | HOME | 0- 1 | 0- 0 | 1- 0 | | | | |
| 2- 4 | 0- 1 | 0- 1 | AWAY | 0- 2 | 2- 0 | 0- 0 | | | | |
| 0- 0 | 0- 0 | 0- 0 | NEUTRAL | 0- 0 | 0- 0 | 0- 0 | | | | |

| RPI | S | Opponent | Score | RPI | S | Opponent | Score | RPI | S | Opponent | Score | RPI | S | Opponent | Score | Team's RPI: 109 |
|---------------------------|---|----------------|-------|-----|---|---------------|-------|-----|---|---------------|-------|-----|---|---------------|-------|-----------------|
| 6 | A | UConn | 53 85 | 32 | H | Indiana | 55 50 | 55 | A | Michigan | 58 62 | 114 | A | Penn St. | 76 71 | |
| 18 | A | Maryland | 69 75 | 44 | A | Purdue | 42 60 | 56 | N | Virginia Tech | 73 81 | 129 | A | Minnesota | 65 55 | |
| 18 | H | Maryland | 57 70 | 45 | N | Butler | 53 66 | 85 | A | Northwestern | 59 76 | 136 | A | Washington | 59 69 | |
| 22 | H | North Carolina | 76 69 | | | | | 89 | H | Cincinnati | 69 56 | 151 | H | South Fla. | 47 71 | |
| 24 | H | Michigan St. | 65 55 | | | | | 100 | H | Nebraska | 69 78 | 189 | H | Illinois | 78 70 | |
| | | | | | | | | | | | | 206 | H | Florida | 46 41 | |
| | | | | | | | | | | | | 331 | H | Detroit Mercy | 55 41 | |
| LAST 12 Division I GAMES: | | | | | | | | | | | | | | | | |
| 189 | H | Illinois | 78 70 | 85 | A | Northwestern | 59 76 | | | | | | | | | |
| 129 | A | Minnesota | 65 55 | 32 | H | Indiana | 55 50 | | | | | | | | | |
| 18 | H | Maryland | 57 70 | 18 | A | Maryland | 69 75 | | | | | | | | | |
| 55 | A | Michigan | 58 62 | 100 | H | Nebraska | 69 78 | | | | | | | | | |
| 114 | A | Penn St. | 76 71 | 44 | A | Purdue | 42 60 | | | | | | | | | |
| 24 | H | Michigan St. | 65 55 | 56 | N | Virginia Tech | 73 81 | | | | | | | | | |

Non-Div I Games:

Ohio St.

■ Loss,
■ Non-Conf, S Site,
■ Home
■ Away
N Neutral

| | | | | | | | | | | |
|-------------------|----------|-----------|----------------|------------|-------------|---------------|------|------|-------|-----------|
| Average RPI Win: | 218 | WON-LOST | WINNING | LAST 10 | STRENGTH OF | OPP. STRENGTH | TEAM | ADJ. | CONF. | ADJ CONF. |
| Average RPI Loss: | 54 | RECORD | PCT. RANK | GAMES | SCHEDULE | OF SCHEDULE | RPI | RPI | RPI | RPI |
| DIV. I ONLY | 5- 15 | 298 | 0- 1 | 6 | 51 | 145 | 145 | 3 | 3 | |
| DIV. I NON-CONF. | 4- 7 | 228 | 0- 1 | 36 | 106 | 157 | 157 | 3 | 3 | |
| TOTALS | RPI 1-25 | RPI 26-50 | W-L RECORDS | RPI 51-100 | RPI 101-150 | RPI 150+ | | | | |
| 5- 15 | 0- 3 | 0- 6 | OVERALL | 0- 4 | 2- 1 | 3- 1 | | | | |
| 4- 5 | 0- 2 | 0- 2 | HOME | 0- 1 | 2- 0 | 2- 0 | | | | |
| 1- 8 | 0- 1 | 0- 3 | AWAY | 0- 3 | 0- 0 | 1- 1 | | | | |
| 0- 2 | 0- 0 | 0- 1 | NEUTRAL | 0- 0 | 0- 1 | 0- 0 | | | | |
| 4- 7 | 0- 1 | 0- 4 | NON-CONFERENCE | 0- 0 | 1- 1 | 3- 1 | | | | |
| 3- 2 | 0- 1 | 0- 1 | HOME | 0- 0 | 1- 0 | 2- 0 | | | | |
| 1- 3 | 0- 0 | 0- 2 | AWAY | 0- 0 | 0- 0 | 1- 1 | | | | |
| 0- 2 | 0- 0 | 0- 1 | NEUTRAL | 0- 0 | 0- 1 | 0- 0 | | | | |
| 1- 8 | 0- 2 | 0- 2 | CONFERENCE | 0- 4 | 1- 0 | 0- 0 | | | | |
| 1- 3 | 0- 1 | 0- 1 | HOME | 0- 1 | 1- 0 | 0- 0 | | | | |
| 0- 5 | 0- 1 | 0- 1 | AWAY | 0- 3 | 0- 0 | 0- 0 | | | | |
| 0- 0 | 0- 0 | 0- 0 | NEUTRAL | 0- 0 | 0- 0 | 0- 0 | | | | |

| RPI 1-25 | | | | RPI 26-50 | | | | RPI 51-100 | | | | RPI 101+ Team's RPI: 145 | | | |
|---------------------------|---|---------------|--------|-----------|---|------------|-------|------------|---|---------------|-------|--------------------------|---|------------------|-------|
| RPI | S | Opponent | Score | RPI | S | Opponent | Score | RPI | S | Opponent | Score | RPI | S | Opponent | Score |
| 2 | H | Baylor | 53 74 | 29 | A | Texas | 63 73 | 51 | A | TCU | 71 86 | 116 | H | Western Ky. | 90 83 |
| 6 | H | UConn | 63 72 | 29 | H | Texas | 67 76 | 58 | A | Kansas St. | 56 86 | 141 | N | UAB | 84 89 |
| 11 | A | Iowa St. | 78 104 | 37 | H | DePaul | 76 87 | 62 | H | West Virginia | 55 66 | 143 | H | Texas Tech | 66 61 |
| | | | | 39 | A | New Mexico | 80 84 | 92 | A | Kansas | 79 88 | 151 | A | South Fla. | 70 87 |
| | | | | 47 | N | Clemson | 62 74 | | | | | 204 | A | SMU | 77 61 |
| | | | | 50 | A | Auburn | 79 95 | | | | | 293 | H | Central Ark. | 65 52 |
| | | | | | | | | | | | | 336 | H | Northwestern St. | 93 56 |
| LAST 12 Division I GAMES: | | | | | | | | | | | | | | | |
| 29 | H | Texas | 67 76 | 47 | N | Clemson | 62 74 | | | | | | | | |
| 92 | A | Kansas | 79 88 | 29 | A | Texas | 63 73 | | | | | | | | |
| 2 | H | Baylor | 53 74 | 58 | A | Kansas St. | 56 86 | | | | | | | | |
| 51 | A | TCU | 71 86 | 143 | H | Texas Tech | 66 61 | | | | | | | | |
| 11 | A | Iowa St. | 78 104 | 204 | A | SMU | 77 61 | | | | | | | | |
| 62 | H | West Virginia | 55 66 | 6 | H | UConn | 63 72 | | | | | | | | |

Non-Div I Games:

Oklahoma

■ Loss,
 ■ Non-Conf,
 ■ S Site,
 ■ H Home
 ■ A Away
 N Neutral

| Average RPI Win: | 186 | WON-LOST | WINNING | LAST 10 | STRENGTH OF | OPP. STRENGTH | TEAM | ADJ. | CONF. | ADJ CONF. |
|-------------------|----------|-----------|----------------|------------|-------------|---------------|------|------|-------|-----------|
| Average RPI Loss: | 40 | RECORD | PCT. RANK | GAMES | SCHEDULE | OF SCHEDULE | RPI | RPI | RPI | RPI |
| DIV. I ONLY | 12- 8 | 114 | 0- 1 | 58 | 73 | 86 | 86 | 3 | 3 | |
| DIV. I NON-CONF. | 9- 2 | 43 | 0- 0 | 267 | 174 | 108 | 108 | 3 | 3 | |
| TOTALS | RPI 1-25 | RPI 26-50 | W-L RECORDS | RPI 51-100 | RPI 101-150 | RPI 150+ | | | | |
| 12- 8 | 0- 2 | 0- 2 | OVERALL | 2- 4 | 1- 0 | 9- 0 | | | | |
| 10- 3 | 0- 2 | 0- 0 | HOME | 1- 1 | 1- 0 | 8- 0 | | | | |
| 2- 5 | 0- 0 | 0- 2 | AWAY | 1- 3 | 0- 0 | 1- 0 | | | | |
| 0- 0 | 0- 0 | 0- 0 | NEUTRAL | 0- 0 | 0- 0 | 0- 0 | | | | |
| 9- 2 | 0- 0 | 0- 1 | NON-CONFERENCE | 0- 1 | 0- 0 | 9- 0 | | | | |
| 8- 1 | 0- 0 | 0- 0 | HOME | 0- 1 | 0- 0 | 8- 0 | | | | |
| 1- 1 | 0- 0 | 0- 1 | AWAY | 0- 0 | 0- 0 | 1- 0 | | | | |
| 0- 0 | 0- 0 | 0- 0 | NEUTRAL | 0- 0 | 0- 0 | 0- 0 | | | | |
| 3- 6 | 0- 2 | 0- 1 | CONFERENCE | 2- 3 | 1- 0 | 0- 0 | | | | |
| 2- 2 | 0- 2 | 0- 0 | HOME | 1- 0 | 1- 0 | 0- 0 | | | | |
| 1- 4 | 0- 0 | 0- 1 | AWAY | 1- 3 | 0- 0 | 0- 0 | | | | |
| 0- 0 | 0- 0 | 0- 0 | NEUTRAL | 0- 0 | 0- 0 | 0- 0 | | | | |

| RPI S Opponent | Score | RPI S Opponent | Score | RPI S Opponent | Score | RPI S Opponent | Score |
|---------------------------|-------|--------------------|-------|--------------------|-------|-----------------------|-------|
| 2 H Baylor | 58 66 | 29 A Texas | 51 60 | 51 A TCU | 55 69 | 143 H Texas Tech | 65 57 |
| 11 H Iowa St. | 71 84 | 49 A UCLA | 59 71 | 51 H TCU | 75 71 | 170 H UC Riverside | 76 51 |
| | | | | 57 H Tennessee | 63 76 | 175 H Texas St. | 66 55 |
| | | | | 58 A Kansas St. | 48 59 | 181 H Grambling | 86 40 |
| | | | | 62 A West Virginia | 58 67 | 182 H Arkansas St. | 62 60 |
| | | | | 92 A Kansas | 72 62 | 183 H Oral Roberts | 89 69 |
| | | | | | | 198 H Prairie View | 70 50 |
| | | | | | | 259 H Samford | 82 62 |
| | | | | | | 263 A Wichita St. | 60 47 |
| | | | | | | 339 H Houston Baptist | 77 44 |
| LAST 12 Division I GAMES: | | | | | | | |
| 2 H Baylor | 58 66 | 51 A TCU | 55 69 | | | | |
| 11 H Iowa St. | 71 84 | 51 H TCU | 75 71 | | | | |
| 58 A Kansas St. | 48 59 | 29 A Texas | 51 60 | | | | |
| 92 A Kansas | 72 62 | 181 H Grambling | 86 40 | | | | |
| 143 H Texas Tech | 65 57 | 183 H Oral Roberts | 89 69 | | | | |
| 62 A West Virginia | 58 67 | 49 A UCLA | 59 71 | | | | |

Non-Div I Games:

Oklahoma St.

| Average RPI Win: | 209 | WON-LOST | WINNING | LAST 10 | STRENGTH OF | OPP. STRENGTH | TEAM | ADJ. | CONF. | ADJ CONF. |
|-------------------|----------|-----------|----------------|------------|-------------|---------------|------|------|-------|-----------|
| Average RPI Loss: | 91 | RECORD | PCT. RANK | GAMES | SCHEDULE | OF SCHEDULE | RPI | RPI | RPI | RPI |
| DIV. I ONLY | 16- 6 | 62 | 0- 1 | 143 | 150 | 67 | 67 | 14 | 14 | |
| DIV. I NON-CONF. | 9- 3 | 61 | 0- 1 | 44 | 193 | 36 | 36 | 18 | 18 | |
| TOTALS | RPI 1-25 | RPI 26-50 | W-L RECORDS | RPI 51-100 | RPI 101-150 | RPI 150+ | | | | |
| 16- 6 | 0- 1 | 0- 1 | OVERALL | 1- 1 | 4- 2 | 11- 1 | | | | |
| 8- 1 | 0- 0 | 0- 0 | HOME | 0- 0 | 2- 1 | 6- 0 | | | | |
| 6- 4 | 0- 1 | 0- 1 | AWAY | 1- 0 | 1- 1 | 4- 1 | | | | |
| 2- 1 | 0- 0 | 0- 0 | NEUTRAL | 0- 1 | 1- 0 | 1- 0 | | | | |
| 9- 3 | 0- 1 | 0- 0 | NON-CONFERENCE | 1- 1 | 4- 1 | 4- 0 | | | | |
| 4- 1 | 0- 0 | 0- 0 | HOME | 0- 0 | 2- 1 | 2- 0 | | | | |
| 3- 1 | 0- 1 | 0- 0 | AWAY | 1- 0 | 1- 0 | 1- 0 | | | | |
| 2- 1 | 0- 0 | 0- 0 | NEUTRAL | 0- 1 | 1- 0 | 1- 0 | | | | |
| 7- 3 | 0- 0 | 0- 1 | CONFERENCE | 0- 0 | 0- 1 | 7- 1 | | | | |
| 4- 0 | 0- 0 | 0- 0 | HOME | 0- 0 | 0- 0 | 4- 0 | | | | |
| 3- 3 | 0- 0 | 0- 1 | AWAY | 0- 0 | 0- 1 | 3- 1 | | | | |
| 0- 0 | 0- 0 | 0- 0 | NEUTRAL | 0- 0 | 0- 0 | 0- 0 | | | | |

| RPI 1-25 | | | RPI 26-50 | | | RPI 51-100 | | | Team's RPI: 67 | RPI 101+ | | |
|---------------------------|---|----------------|-----------|-----|---|-------------------|-------|-----|----------------|-------------------|-------|----------------------------|
| RPI | S | Opponent | Score | RPI | S | Opponent | Score | RPI | S | Opponent | Score | |
| 9 | A | NC State | 56 85 | 38 | A | Rice | 42 48 | 52 | N | Saint Mary's (CA) | 65 83 | 104 H Virginia 67 73 |
| | | | | | | | | 89 | A | Cincinnati | 76 72 | 116 A Western Ky. 60 75 |
| | | | | | | | | | | | | 120 H VCU 60 57 |
| | | | | | | | | | | | | 124 A Tulane 56 48 |
| | | | | | | | | | | | | 142 N Tennessee Tech 80 73 |
| | | | | | | | | | | | | 147 H William & Mary 83 69 |
| | | | | | | | | | | | | 157 A Louisiana Tech 70 59 |
| | | | | | | | | | | | | 177 A North Texas 72 71 |
| | | | | | | | | | | | | 185 A Southern Miss. 53 50 |
| | | | | | | | | | | | | 215 N Jacksonville 78 76 |
| | | | | | | | | | | | | 229 A Marshall 48 57 |
| | | | | | | | | | | | | 249 A Campbell 83 59 |
| | | | | | | | | | | | | 268 H Norfolk St. 69 53 |
| | | | | | | | | | | | | 274 H UTSA 72 47 |
| | | | | | | | | | | | | 279 H UTEP 78 59 |
| | | | | | | | | | | | | 288 H Fla. Atlantic 87 53 |
| | | | | | | | | | | | | 314 H FIU 95 68 |
| | | | | | | | | | | | | 317 H Coppin St. 81 51 |
| LAST 12 Division I GAMES: | | | | | | | | | | | | |
| 38 | A | Rice | 42 48 | 52 | N | Saint Mary's (CA) | 65 83 | | | | | |
| 177 | A | North Texas | 72 71 | 314 | H | FIU | 95 68 | | | | | |
| 274 | H | UTSA | 72 47 | 288 | H | Fla. Atlantic | 87 53 | | | | | |
| 279 | H | UTEP | 78 59 | 116 | A | Western Ky. | 60 75 | | | | | |
| 185 | A | Southern Miss. | 53 50 | 229 | A | Marshall | 48 57 | | | | | |
| 157 | A | Louisiana Tech | 70 59 | 317 | H | Coppin St. | 81 51 | | | | | |

Non-Div I Games:

Old Dominion

■ Loss,
■ Non-Conf,
■ S Site,
■ H Home
■ A Away
N Neutral

| Average RPI Win: | 231 | WON-LOST | WINNING | LAST 10 | STRENGTH OF | OPP. STRENGTH | TEAM | ADJ. | CONF. | ADJ CONF. |
|-------------------|----------|-----------|----------------|------------|-------------|---------------|------|------|-------|-----------|
| Average RPI Loss: | 84 | RECORD | PCT. RANK | GAMES | SCHEDULE | OF SCHEDULE | RPI | RPI | RPI | RPI |
| DIV. I ONLY | 8- 15 | 257 | 0- 1 | 73 | 93 | 201 | 201 | 5 | 5 | |
| DIV. I NON-CONF. | 6- 8 | 199 | 0- 0 | 161 | 228 | 258 | 258 | 5 | 5 | |
| TOTALS | RPI 1-25 | RPI 26-50 | W-L RECORDS | RPI 51-100 | RPI 101-150 | RPI 150+ | | | | |
| 8- 15 | 0- 3 | 1- 3 | OVERALL | 0- 4 | 0- 2 | 7- 3 | | | | |
| 7- 8 | 0- 1 | 0- 1 | HOME | 0- 4 | 0- 1 | 7- 1 | | | | |
| 1- 4 | 0- 1 | 1- 1 | AWAY | 0- 0 | 0- 0 | 0- 2 | | | | |
| 0- 3 | 0- 1 | 0- 1 | NEUTRAL | 0- 0 | 0- 1 | 0- 0 | | | | |
| 6- 8 | 0- 1 | 0- 1 | NON-CONFERENCE | 0- 2 | 0- 2 | 6- 2 | | | | |
| 6- 4 | 0- 0 | 0- 0 | HOME | 0- 2 | 0- 1 | 6- 1 | | | | |
| 0- 1 | 0- 0 | 0- 0 | AWAY | 0- 0 | 0- 0 | 0- 1 | | | | |
| 0- 3 | 0- 1 | 0- 1 | NEUTRAL | 0- 0 | 0- 1 | 0- 0 | | | | |
| 2- 7 | 0- 2 | 1- 2 | CONFERENCE | 0- 2 | 0- 0 | 1- 1 | | | | |
| 1- 4 | 0- 1 | 0- 1 | HOME | 0- 2 | 0- 0 | 1- 0 | | | | |
| 1- 3 | 0- 1 | 1- 1 | AWAY | 0- 0 | 0- 0 | 0- 1 | | | | |
| 0- 0 | 0- 0 | 0- 0 | NEUTRAL | 0- 0 | 0- 0 | 0- 0 | | | | |

| RPI S | Opponent | Score | RPI S | Opponent | Score | RPI S | Opponent | Score | RPI S | Opponent | Score | Team's RPI: 201 |
|---------------------------|-----------------|-------|-------|----------------|-------|-------|----------|-------|-------|------------------|-------|-----------------|
| 6 N | UConn | 50 90 | 33 A | Kentucky | 55 49 | 51 H | TCU | 50 55 | 125 N | St. John's (NY) | 59 64 | |
| 8 A | Mississippi St. | 49 80 | 35 A | Missouri | 55 78 | 64 H | LSU | 41 55 | 135 H | IUPUI | 58 66 | |
| 20 H | Texas A&M | 60 72 | 44 N | Purdue | 59 70 | 73 H | Arkansas | 55 85 | 157 A | Louisiana Tech | 71 80 | |
| | | | 50 H | Auburn | 51 64 | 91 H | Troy | 54 71 | 171 A | Vanderbilt | 68 80 | |
| | | | | | | | | | 186 H | Temple | 62 55 | |
| | | | | | | | | | 206 H | Florida | 76 66 | |
| | | | | | | | | | 223 H | Jacksonville St. | 49 60 | |
| | | | | | | | | | 240 H | Louisiana | 79 57 | |
| | | | | | | | | | 268 H | Norfolk St. | 60 42 | |
| | | | | | | | | | 282 H | North Florida | 82 69 | |
| | | | | | | | | | 283 H | Western Mich. | 69 66 | |
| | | | | | | | | | 349 H | Savannah St. | 74 51 | |
| LAST 12 Division I GAMES: | | | | | | | | | | | | |
| 50 H | Auburn | 51 64 | 20 H | Texas A&M | 60 72 | | | | | | | |
| 8 A | Mississippi St. | 49 80 | 73 H | Arkansas | 55 85 | | | | | | | |
| 171 A | Vanderbilt | 68 80 | 35 A | Missouri | 55 78 | | | | | | | |
| 206 H | Florida | 76 66 | 282 H | North Florida | 82 69 | | | | | | | |
| 33 A | Kentucky | 55 49 | 91 H | Troy | 54 71 | | | | | | | |
| 64 H | LSU | 41 55 | 157 A | Louisiana Tech | 71 80 | | | | | | | |

Non-Div I Games:

Ole Miss

■ Loss,
 ■ Non-Conf,
 ■ S Site,
 ■ H Home
 ■ A Away
 N Neutral

| | | | | | | | | | | |
|-------------------|----------|-----------|----------------|------------|-------------|---------------|------|------|-------|-----------|
| Average RPI Win: | 321 | WON-LOST | WINNING | LAST 10 | STRENGTH OF | OPP. STRENGTH | TEAM | ADJ. | CONF. | ADJ CONF. |
| Average RPI Loss: | 158 | RECORD | PCT. RANK | GAMES | SCHEDULE | OF SCHEDULE | RPI | RPI | RPI | RPI |
| DIV. I ONLY | 5- 15 | 298 | 1- 0 | 294 | 250 | 320 | 320 | 18 | 18 | |
| DIV. I NON-CONF. | 4- 7 | 228 | 1- 0 | 298 | 287 | 285 | 285 | 19 | 19 | |
| TOTALS | RPI 1-25 | RPI 26-50 | W-L RECORDS | RPI 51-100 | RPI 101-150 | RPI 150+ | | | | |
| 5- 15 | 0- 0 | 0- 2 | OVERALL | 0- 2 | 0- 3 | 5- 8 | | | | |
| 3- 6 | 0- 0 | 0- 1 | HOME | 0- 0 | 0- 1 | 3- 4 | | | | |
| 1- 8 | 0- 0 | 0- 1 | AWAY | 0- 2 | 0- 2 | 1- 3 | | | | |
| 1- 1 | 0- 0 | 0- 0 | NEUTRAL | 0- 0 | 0- 0 | 1- 1 | | | | |
| 4- 7 | 0- 0 | 0- 0 | NON-CONFERENCE | 0- 2 | 0- 3 | 4- 2 | | | | |
| 2- 2 | 0- 0 | 0- 0 | HOME | 0- 0 | 0- 1 | 2- 1 | | | | |
| 1- 4 | 0- 0 | 0- 0 | AWAY | 0- 2 | 0- 2 | 1- 0 | | | | |
| 1- 1 | 0- 0 | 0- 0 | NEUTRAL | 0- 0 | 0- 0 | 1- 1 | | | | |
| 1- 8 | 0- 0 | 0- 2 | CONFERENCE | 0- 0 | 0- 0 | 1- 6 | | | | |
| 1- 4 | 0- 0 | 0- 1 | HOME | 0- 0 | 0- 0 | 1- 3 | | | | |
| 0- 4 | 0- 0 | 0- 1 | AWAY | 0- 0 | 0- 0 | 0- 3 | | | | |
| 0- 0 | 0- 0 | 0- 0 | NEUTRAL | 0- 0 | 0- 0 | 0- 0 | | | | |

| RPI S | Opponent | Score | RPI S | Opponent | Score | RPI S | Opponent | Score | RPI S | Opponent | Score | Team's RPI: 320 |
|---------------------------|---------------------|-------|-------|--------------------|-------|-------|---------------------|-------|-------|----------|-------|-----------------|
| 28 | A South Dakota St. | 47 81 | 58 | A Kansas St. | 46 61 | 105 | A Creighton | 51 66 | | | | |
| 36 | H South Dakota | 49 80 | 94 | A UNI | 50 79 | 132 | A Montana St. | 56 59 | | | | |
| | | | | | | 144 | H CSUN | 52 64 | | | | |
| | | | | | | 156 | H Bradley | 60 80 | | | | |
| | | | | | | 168 | H Denver | 68 95 | | | | |
| | | | | | | 183 | H Oral Roberts | 56 71 | | | | |
| | | | | | | 222 | A North Dakota | 57 68 | | | | |
| | | | | | | 222 | H North Dakota | 68 69 | | | | |
| | | | | | | 237 | A Western Ill. | 70 78 | | | | |
| | | | | | | 249 | N Campbell | 52 65 | | | | |
| | | | | | | 277 | H CSU Bakersfield | 53 46 | | | | |
| | | | | | | 309 | H North Dakota St. | 78 61 | | | | |
| | | | | | | 331 | A Detroit Mercy | 51 42 | | | | |
| | | | | | | 332 | A Purdue Fort Wayne | 48 56 | | | | |
| | | | | | | 338 | H USC Upstate | 96 69 | | | | |
| | | | | | | 348 | N Florida A&M | 57 50 | | | | |
| LAST 12 Division I GAMES: | | | | | | | | | | | | |
| 222 | H North Dakota | 68 69 | 348 | N Florida A&M | 57 50 | | | | | | | |
| 28 | A South Dakota St. | 47 81 | 309 | H North Dakota St. | 78 61 | | | | | | | |
| 332 | A Purdue Fort Wayne | 48 56 | 183 | H Oral Roberts | 56 71 | | | | | | | |
| 36 | H South Dakota | 49 80 | 168 | H Denver | 68 95 | | | | | | | |
| 237 | A Western Ill. | 70 78 | 94 | A UNI | 50 79 | | | | | | | |
| 222 | A North Dakota | 57 68 | 132 | A Montana St. | 56 59 | | | | | | | |

Non-Div I Games: Peru St. 91 44 Graceland (IA) 81 39

Omaha

Loss, Non-Conf, S Site, H Home A Away N Neutral

Oral Roberts

Through Games Of Feb. 3, 2019

| | | | | | | | | | | |
|-------------------|----------|-----------|----------------|------------|-------------|---------------|------|------|-------|-----------|
| Average RPI Win: | 273 | WON-LOST | WINNING | LAST 10 | STRENGTH OF | OPP. STRENGTH | TEAM | ADJ. | CONF. | ADJ CONF. |
| Average RPI Loss: | 93 | RECORD | PCT. RANK | GAMES | SCHEDULE | OF SCHEDULE | RPI | RPI | RPI | RPI |
| DIV. I ONLY | 10- 11 | 177 | 0- 1 | 200 | 155 | 183 | 183 | 18 | 18 | |
| DIV. I NON-CONF. | 5- 6 | 177 | 0- 0 | 145 | 120 | 155 | 155 | 19 | 19 | |
| TOTALS | RPI 1-25 | RPI 26-50 | W-L RECORDS | RPI 51-100 | RPI 101-150 | RPI 150+ | | | | |
| 10- 11 | 0- 1 | 0- 3 | OVERALL | 0- 3 | 0- 1 | 10- 3 | | | | |
| 5- 5 | 0- 0 | 0- 2 | HOME | 0- 0 | 0- 1 | 5- 2 | | | | |
| 5- 6 | 0- 1 | 0- 1 | AWAY | 0- 3 | 0- 0 | 5- 1 | | | | |
| 0- 0 | 0- 0 | 0- 0 | NEUTRAL | 0- 0 | 0- 0 | 0- 0 | | | | |
| 5- 6 | 0- 1 | 0- 0 | NON-CONFERENCE | 0- 3 | 0- 1 | 5- 1 | | | | |
| 2- 2 | 0- 0 | 0- 0 | HOME | 0- 0 | 0- 1 | 2- 1 | | | | |
| 3- 4 | 0- 1 | 0- 0 | AWAY | 0- 3 | 0- 0 | 3- 0 | | | | |
| 0- 0 | 0- 0 | 0- 0 | NEUTRAL | 0- 0 | 0- 0 | 0- 0 | | | | |
| 5- 5 | 0- 0 | 0- 3 | CONFERENCE | 0- 0 | 0- 0 | 5- 2 | | | | |
| 3- 3 | 0- 0 | 0- 2 | HOME | 0- 0 | 0- 0 | 3- 1 | | | | |
| 2- 2 | 0- 0 | 0- 1 | AWAY | 0- 0 | 0- 0 | 2- 1 | | | | |
| 0- 0 | 0- 0 | 0- 0 | NEUTRAL | 0- 0 | 0- 0 | 0- 0 | | | | |

| RPI 1-25 | | | | RPI 26-50 | | | | RPI 51-100 | | | | RPI 101+ Team's RPI: 183 | | | |
|---------------------------|---|-------------------|--------|-----------|---|------------------|-------|------------|---|--------------|-------|--------------------------|---|-------------------|--------|
| RPI | S | Opponent | Score | RPI | S | Opponent | Score | RPI | S | Opponent | Score | RPI | S | Opponent | Score |
| 13 | A | Iowa | 77 90 | 28 | A | South Dakota St. | 55 68 | 73 | A | Arkansas | 61 74 | 113 | H | UT Arlington | 62 80 |
| | | | | 28 | H | South Dakota St. | 65 74 | 86 | A | Oklahoma St. | 69 89 | 162 | H | Tulsa | 68 76 |
| | | | | 36 | H | South Dakota | 72 76 | 92 | A | Kansas | 58 70 | 168 | A | Denver | 76 93 |
| | | | | | | | | | | | | 175 | A | Texas St. | 81 64 |
| | | | | | | | | | | | | 207 | A | Sam Houston St. | 73 62 |
| | | | | | | | | | | | | 219 | H | UMKC | 75 64 |
| | | | | | | | | | | | | 222 | H | North Dakota | 67 75 |
| | | | | | | | | | | | | 237 | H | Western Ill. | 68 64 |
| | | | | | | | | | | | | 257 | H | Southern Utah | 64 59 |
| | | | | | | | | | | | | 309 | H | North Dakota St. | 101 72 |
| | | | | | | | | | | | | 320 | A | Omaha | 71 56 |
| | | | | | | | | | | | | 332 | A | Purdue Fort Wayne | 72 61 |
| | | | | | | | | | | | | 332 | H | Purdue Fort Wayne | 66 56 |
| | | | | | | | | | | | | 339 | A | Houston Baptist | 74 56 |
| LAST 12 Division I GAMES: | | | | | | | | | | | | | | | |
| 332 | H | Purdue Fort Wayne | 66 56 | 28 | H | South Dakota St. | 65 74 | | | | | | | | |
| 309 | H | North Dakota St. | 101 72 | 237 | H | Western Ill. | 68 64 | | | | | | | | |
| 168 | A | Denver | 76 93 | 222 | H | North Dakota | 67 75 | | | | | | | | |
| 36 | H | South Dakota | 72 76 | 320 | A | Omaha | 71 56 | | | | | | | | |
| 28 | A | South Dakota St. | 55 68 | 86 | A | Oklahoma St. | 69 89 | | | | | | | | |
| 332 | A | Purdue Fort Wayne | 72 61 | 339 | A | Houston Baptist | 74 56 | | | | | | | | |

Non-Div I Games: Harris-Stowe 74 46 Cent. Christian (KS94 47

Oral Roberts

Loss, Non-Conf, S Site, H Home A Away N Neutral

Oregon

Through Games Of Feb. 3, 2019

| Average RPI Win: | 101 | WON-LOST | WINNING | LAST 10 | STRENGTH OF | OPP. STRENGTH | TEAM | ADJ. | CONF. | ADJ CONF. |
|-------------------|----------|-----------|----------------|------------|-------------|---------------|------|------|-------|-----------|
| Average RPI Loss: | 24 | RECORD | PCT. RANK | GAMES | SCHEDULE | OF SCHEDULE | RPI | RPI | RPI | RPI |
| DIV. I ONLY | 20- 1 | 4 | 1- 0 | 25 | 8 | 4 | 4 | 2 | 2 | |
| DIV. I NON-CONF. | 10- 1 | 17 | 0- 0 | 15 | 53 | 5 | 5 | 2 | 2 | |
| TOTALS | RPI 1-25 | RPI 26-50 | W-L RECORDS | RPI 51-100 | RPI 101-150 | RPI 150+ | | | | |
| 20- 1 | 4- 1 | 3- 0 | OVERALL | 3- 0 | 5- 0 | 5- 0 | | | | |
| 12- 0 | 4- 0 | 1- 0 | HOME | 1- 0 | 3- 0 | 3- 0 | | | | |
| 7- 1 | 0- 1 | 2- 0 | AWAY | 2- 0 | 2- 0 | 1- 0 | | | | |
| 1- 0 | 0- 0 | 0- 0 | NEUTRAL | 0- 0 | 0- 0 | 1- 0 | | | | |
| 10- 1 | 3- 1 | 1- 0 | NON-CONFERENCE | 1- 0 | 0- 0 | 5- 0 | | | | |
| 6- 0 | 3- 0 | 0- 0 | HOME | 0- 0 | 0- 0 | 3- 0 | | | | |
| 3- 1 | 0- 1 | 1- 0 | AWAY | 1- 0 | 0- 0 | 1- 0 | | | | |
| 1- 0 | 0- 0 | 0- 0 | NEUTRAL | 0- 0 | 0- 0 | 1- 0 | | | | |
| 10- 0 | 1- 0 | 2- 0 | CONFERENCE | 2- 0 | 5- 0 | 0- 0 | | | | |
| 6- 0 | 1- 0 | 1- 0 | HOME | 1- 0 | 3- 0 | 0- 0 | | | | |
| 4- 0 | 0- 0 | 1- 0 | AWAY | 1- 0 | 2- 0 | 0- 0 | | | | |
| 0- 0 | 0- 0 | 0- 0 | NEUTRAL | 0- 0 | 0- 0 | 0- 0 | | | | |

| RPI S | Opponent | Score | RPI S | Opponent | Score | RPI S | Opponent | Score | RPI S | Opponent | Score |
|---------------------------|-------------------|--------|-------|-----------------------|--------|-------|-----------------------|-------|-------|------------------|--------|
| 8 | H Mississippi St. | 82 74 | 28 | A South Dakota St. | 87 79 | 52 | A Saint Mary's (CA) | 79 55 | 123 | A Washington St. | 79 64 |
| 10 | H Syracuse | 75 73 | 30 | H Utah | 87 65 | 53 | A Southern California | 93 53 | 123 | H Washington St. | 98 58 |
| 17 | H Arizona St. | 77 71 | 49 | A UCLA | 72 52 | 72 | H Arizona | 93 60 | 131 | H Colorado | 102 43 |
| 24 | A Michigan St. | 82 88 | | | | | | | 136 | A Washington | 76 57 |
| 25 | H Buffalo | 102 82 | | | | | | | 136 | H Washington | 84 71 |
| | | | | | | | | | 152 | H UC Irvine | 115 69 |
| | | | | | | | | | 170 | N UC Riverside | 94 44 |
| | | | | | | | | | 195 | A Utah St. | 88 58 |
| | | | | | | | | | 248 | H Long Beach St. | 110 48 |
| | | | | | | | | | 252 | H Air Force | 82 36 |
| LAST 12 Division I GAMES: | | | | | | | | | | | |
| 30 | H Utah | 87 65 | 131 | H Colorado | 102 43 | | | | | | |
| 136 | A Washington | 76 57 | 53 | A Southern California | 93 53 | | | | | | |
| 123 | A Washington St. | 79 64 | 123 | H Washington St. | 98 58 | | | | | | |
| 72 | H Arizona | 93 60 | 136 | H Washington | 84 71 | | | | | | |
| 17 | H Arizona St. | 77 71 | 152 | H UC Irvine | 115 69 | | | | | | |
| 49 | A UCLA | 72 52 | 252 | H Air Force | 82 36 | | | | | | |

Non-Div I Games: Alas. Fairbanks 115 36

Oregon

Loss, Non-Conf, S Site, H Home A Away N Neutral

| Average RPI Win: | 142 | WON-LOST | WINNING | LAST 10 | STRENGTH OF | OPP. STRENGTH | TEAM | ADJ. | CONF. | ADJ CONF. |
|-------------------|----------|-----------|----------------|------------|-------------|---------------|------|------|-------|-----------|
| Average RPI Loss: | 13 | RECORD | PCT. RANK | GAMES | SCHEDULE | OF SCHEDULE | RPI | RPI | RPI | RPI |
| DIV. I ONLY | 19- 3 | 12 | 0- 1 | 135 | 7 | 31 | 31 | 2 | 2 | |
| DIV. I NON-CONF. | 10- 2 | 37 | 0- 1 | 196 | 26 | 63 | 63 | 2 | 2 | |
| TOTALS | RPI 1-25 | RPI 26-50 | W-L RECORDS | RPI 51-100 | RPI 101-150 | RPI 150+ | | | | |
| 19- 3 | 1- 3 | 2- 0 | OVERALL | 4- 0 | 6- 0 | 6- 0 | | | | |
| 12- 1 | 0- 1 | 1- 0 | HOME | 3- 0 | 3- 0 | 5- 0 | | | | |
| 4- 0 | 0- 0 | 1- 0 | AWAY | 1- 0 | 2- 0 | 0- 0 | | | | |
| 3- 2 | 1- 2 | 0- 0 | NEUTRAL | 0- 0 | 1- 0 | 1- 0 | | | | |
| 10- 2 | 1- 2 | 0- 0 | NON-CONFERENCE | 2- 0 | 1- 0 | 6- 0 | | | | |
| 7- 0 | 0- 0 | 0- 0 | HOME | 2- 0 | 0- 0 | 5- 0 | | | | |
| 0- 0 | 0- 0 | 0- 0 | AWAY | 0- 0 | 0- 0 | 0- 0 | | | | |
| 3- 2 | 1- 2 | 0- 0 | NEUTRAL | 0- 0 | 1- 0 | 1- 0 | | | | |
| 9- 1 | 0- 1 | 2- 0 | CONFERENCE | 2- 0 | 5- 0 | 0- 0 | | | | |
| 5- 1 | 0- 1 | 1- 0 | HOME | 1- 0 | 3- 0 | 0- 0 | | | | |
| 4- 0 | 0- 0 | 1- 0 | AWAY | 1- 0 | 2- 0 | 0- 0 | | | | |
| 0- 0 | 0- 0 | 0- 0 | NEUTRAL | 0- 0 | 0- 0 | 0- 0 | | | | |

| RPI S | Opponent | Score | RPI S | Opponent | Score | Team's RPI: 31 | RPI S | Opponent | Score | RPI S | Opponent | Score |
|---------------------------|----------------|-------|-------|---------------------|-------|----------------|-------|---------------------|-------|-------|-----------------|--------|
| 1 N | Notre Dame | 81 91 | 30 H | Utah | 71 63 | | 52 H | Saint Mary's (CA) | 89 56 | 116 N | Western Ky. | 74 60 |
| 15 N | South Carolina | 70 68 | 49 A | UCLA | 83 73 | | 53 A | Southern California | 76 52 | 123 A | Washington St. | 52 35 |
| 17 H | Arizona St. | 76 79 | | | | | 70 H | Duke | 71 57 | 123 H | Washington St. | 76 69 |
| 20 N | Texas A&M | 70 76 | | | | | 72 H | Arizona | 86 64 | 131 H | Colorado | 89 65 |
| | | | | | | | | | | 136 A | Washington | 86 39 |
| | | | | | | | | | | 136 H | Washington | 78 67 |
| | | | | | | | | | | 173 H | Santa Clara | 82 31 |
| | | | | | | | | | | 197 N | Eastern Wash. | 93 45 |
| | | | | | | | | | | 277 H | CSU Bakersfield | 92 52 |
| | | | | | | | | | | 286 H | La Salle | 100 46 |
| | | | | | | | | | | 322 H | Cal Poly | 79 54 |
| | | | | | | | | | | 344 H | Ark.-Pine Bluff | 89 33 |
| LAST 12 Division I GAMES: | | | | | | | | | | | | |
| 15 N | South Carolina | 70 68 | 1 N | Notre Dame | 81 91 | | 72 H | Arizona | 86 64 | | | |
| 30 H | Utah | 71 63 | 72 H | Arizona | 86 64 | | 53 A | Southern California | 76 52 | | | |
| 131 H | Colorado | 89 65 | 53 A | Southern California | 76 52 | | 49 A | UCLA | 83 73 | | | |
| 123 A | Washington St. | 52 35 | 49 A | UCLA | 83 73 | | 136 H | Washington | 78 67 | | | |
| 136 A | Washington | 86 39 | 136 H | Washington | 78 67 | | 123 H | Washington St. | 76 69 | | | |
| 17 H | Arizona St. | 76 79 | 123 H | Washington St. | 76 69 | | | | | | | |

Non-Div I Games:

Oregon St.

| | | | | | | | | | | |
|-------------------|----------|-----------|----------------|------------|-------------|---------------|------|------|-------|-----------|
| Average RPI Win: | 232 | WON-LOST | WINNING | LAST 10 | STRENGTH OF | OPP. STRENGTH | TEAM | ADJ. | CONF. | ADJ CONF. |
| Average RPI Loss: | 40 | RECORD | PCT. RANK | GAMES | SCHEDULE | OF SCHEDULE | RPI | RPI | RPI | RPI |
| DIV. I ONLY | 12- 3 | 29 | 1- 0 | 248 | 107 | 81 | 81 | 11 | 11 | |
| DIV. I NON-CONF. | 9- 3 | 61 | 0- 0 | 261 | 89 | 100 | 100 | 10 | 10 | |
| TOTALS | RPI 1-25 | RPI 26-50 | W-L RECORDS | RPI 51-100 | RPI 101-150 | RPI 150+ | | | | |
| 12- 3 | 0- 1 | 0- 1 | OVERALL | 2- 1 | 0- 0 | 10- 0 | | | | |
| 4- 1 | 0- 0 | 0- 1 | HOME | 0- 0 | 0- 0 | 4- 0 | | | | |
| 8- 1 | 0- 1 | 0- 0 | AWAY | 2- 0 | 0- 0 | 6- 0 | | | | |
| 0- 1 | 0- 0 | 0- 0 | NEUTRAL | 0- 1 | 0- 0 | 0- 0 | | | | |
| 9- 3 | 0- 1 | 0- 1 | NON-CONFERENCE | 1- 1 | 0- 0 | 8- 0 | | | | |
| 4- 1 | 0- 0 | 0- 1 | HOME | 0- 0 | 0- 0 | 4- 0 | | | | |
| 5- 1 | 0- 1 | 0- 0 | AWAY | 1- 0 | 0- 0 | 4- 0 | | | | |
| 0- 1 | 0- 0 | 0- 0 | NEUTRAL | 0- 1 | 0- 0 | 0- 0 | | | | |
| 3- 0 | 0- 0 | 0- 0 | CONFERENCE | 1- 0 | 0- 0 | 2- 0 | | | | |
| 0- 0 | 0- 0 | 0- 0 | HOME | 0- 0 | 0- 0 | 0- 0 | | | | |
| 3- 0 | 0- 0 | 0- 0 | AWAY | 1- 0 | 0- 0 | 2- 0 | | | | |
| 0- 0 | 0- 0 | 0- 0 | NEUTRAL | 0- 0 | 0- 0 | 0- 0 | | | | |

| RPI 1-25 | | | | RPI 26-50 | | | | RPI 51-100 Team's RPI: 81 | | | | RPI 101+ | | | |
|---------------------------|---|------------|-------|-----------|---|-----------|-------|---------------------------|---|-----------|-------|----------|---|----------------|-------|
| RPI | S | Opponent | Score | RPI | S | Opponent | Score | RPI | S | Opponent | Score | RPI | S | Opponent | Score |
| 1 | A | Notre Dame | 55 75 | 43 | H | Villanova | 50 58 | 76 | N | Maine | 46 47 | 186 | H | Temple | 71 62 |
| | | | | | | | | 77 | A | Princeton | 66 60 | 216 | A | Navy | 65 61 |
| | | | | | | | | 88 | A | Drexel | 55 39 | 233 | A | Stetson | 75 53 |
| | | | | | | | | | | | | 247 | A | Cornell | 59 46 |
| | | | | | | | | | | | | 265 | A | Columbia | 72 60 |
| | | | | | | | | | | | | 271 | A | Siena | 58 51 |
| | | | | | | | | | | | | 281 | H | Saint Joseph's | 65 45 |
| | | | | | | | | | | | | 286 | H | La Salle | 65 34 |
| | | | | | | | | | | | | 308 | H | NJIT | 85 42 |
| | | | | | | | | | | | | 329 | A | Iona | 66 43 |
| LAST 12 Division I GAMES: | | | | | | | | | | | | | | | |
| 247 | A | Cornell | 59 46 | 265 | A | Columbia | 72 60 | | | | | | | | |
| 186 | H | Temple | 71 62 | 329 | A | Iona | 66 43 | | | | | | | | |
| 43 | H | Villanova | 50 58 | 286 | H | La Salle | 65 34 | | | | | | | | |
| 77 | A | Princeton | 66 60 | 76 | N | Maine | 46 47 | | | | | | | | |
| 233 | A | Stetson | 75 53 | 216 | A | Navy | 65 61 | | | | | | | | |
| 88 | A | Drexel | 55 39 | 308 | H | NJIT | 85 42 | | | | | | | | |

Non-Div I Games: Haverford 81 46

Penn

■ Loss,
 ■ Non-Conf, S Site,
 ■ Home
 ■ Away
 N Neutral

| Average RPI Win: | 161 | WON-LOST | WINNING | LAST 10 | STRENGTH OF | OPP. STRENGTH | TEAM | ADJ. | CONF. | ADJ CONF. |
|-------------------|----------|-----------|----------------|------------|-------------|---------------|------|------|-------|-----------|
| Average RPI Loss: | 53 | RECORD | PCT. RANK | GAMES | SCHEDULE | OF SCHEDULE | RPI | RPI | RPI | RPI |
| DIV. I ONLY | 10- 11 | 177 | 0- 1 | 19 | 65 | 114 | 114 | 4 | 4 | |
| DIV. I NON-CONF. | 7- 4 | 109 | 0- 0 | 52 | 126 | 99 | 99 | 6 | 6 | |
| TOTALS | RPI 1-25 | RPI 26-50 | W-L RECORDS | RPI 51-100 | RPI 101-150 | RPI 150+ | | | | |
| 10- 11 | 0- 6 | 0- 2 | OVERALL | 1- 0 | 3- 2 | 6- 1 | | | | |
| 8- 7 | 0- 3 | 0- 1 | HOME | 1- 0 | 2- 2 | 5- 1 | | | | |
| 2- 4 | 0- 3 | 0- 1 | AWAY | 0- 0 | 1- 0 | 1- 0 | | | | |
| 0- 0 | 0- 0 | 0- 0 | NEUTRAL | 0- 0 | 0- 0 | 0- 0 | | | | |
| 7- 4 | 0- 1 | 0- 1 | NON-CONFERENCE | 1- 0 | 3- 1 | 3- 1 | | | | |
| 6- 3 | 0- 0 | 0- 1 | HOME | 1- 0 | 2- 1 | 3- 1 | | | | |
| 1- 1 | 0- 1 | 0- 0 | AWAY | 0- 0 | 1- 0 | 0- 0 | | | | |
| 0- 0 | 0- 0 | 0- 0 | NEUTRAL | 0- 0 | 0- 0 | 0- 0 | | | | |
| 3- 7 | 0- 5 | 0- 1 | CONFERENCE | 0- 0 | 0- 1 | 3- 0 | | | | |
| 2- 4 | 0- 3 | 0- 0 | HOME | 0- 0 | 0- 1 | 2- 0 | | | | |
| 1- 3 | 0- 2 | 0- 1 | AWAY | 0- 0 | 0- 0 | 1- 0 | | | | |
| 0- 0 | 0- 0 | 0- 0 | NEUTRAL | 0- 0 | 0- 0 | 0- 0 | | | | |

| RPI S Opponent | Score | RPI S Opponent | Score | RPI S Opponent | Score | RPI S Opponent | Score | Team's RPI: 114 |
|---------------------------|-------|-----------------------|-------|----------------|-------|-----------------------|-------|-----------------|
| 13 H Iowa | 61 81 | 26 H California | 58 75 | 77 H Princeton | 79 71 | 101 H American | 80 59 | |
| 16 A Rutgers | 61 74 | 32 A Indiana | 75 83 | | | 103 H Providence | 74 72 | |
| 16 H Rutgers | 61 69 | | | | | 109 H Ohio St. | 71 76 | |
| 18 A Maryland | 67 79 | | | | | 140 A Fordham | 72 55 | |
| 18 H Maryland | 61 77 | | | | | 148 H Duquesne | 58 64 | |
| 23 A Florida St. | 58 87 | | | | | 165 H Stony Brook | 70 81 | |
| | | | | | | 178 A Wisconsin | 65 59 | |
| | | | | | | 178 H Wisconsin | 71 64 | |
| | | | | | | 189 H Illinois | 62 48 | |
| | | | | | | 203 H St. Bonaventure | 80 65 | |
| | | | | | | 215 H Jacksonville | 80 61 | |
| | | | | | | 222 H North Dakota | 75 68 | |
| LAST 12 Division I GAMES: | | | | | | | | |
| 16 H Rutgers | 61 69 | 13 H Iowa | 61 81 | | | | | |
| 178 A Wisconsin | 65 59 | 178 H Wisconsin | 71 64 | | | | | |
| 18 A Maryland | 67 79 | 32 A Indiana | 75 83 | | | | | |
| 109 H Ohio St. | 71 76 | 18 H Maryland | 61 77 | | | | | |
| 189 H Illinois | 62 48 | 101 H American | 80 59 | | | | | |
| 16 A Rutgers | 61 74 | 203 H St. Bonaventure | 80 65 | | | | | |

Non-Div I Games:

Penn St.

Pepperdine

Through Games Of Feb. 3, 2019

| Average RPI Win: | 228 | WON-LOST | WINNING | LAST 10 | STRENGTH OF | OPP. STRENGTH | TEAM | ADJ. | CONF. | ADJ CONF. |
|-------------------|----------|-----------|----------------|------------|-------------|---------------|------|------|-------|-----------|
| Average RPI Loss: | 96 | RECORD | PCT. RANK | GAMES | SCHEDULE | OF SCHEDULE | RPI | RPI | RPI | RPI |
| DIV. I ONLY | 13- 8 | 106 | 1- 0 | 242 | 101 | 138 | 138 | 8 | 8 | |
| DIV. I NON-CONF. | 6- 4 | 125 | 0- 0 | 345 | 192 | 217 | 217 | 7 | 7 | |
| TOTALS | RPI 1-25 | RPI 26-50 | W-L RECORDS | RPI 51-100 | RPI 101-150 | RPI 150+ | | | | |
| 13- 8 | 0- 1 | 1- 1 | OVERALL | 0- 3 | 1- 2 | 11- 1 | | | | |
| 7- 1 | 0- 1 | 1- 0 | HOME | 0- 0 | 1- 0 | 5- 0 | | | | |
| 4- 6 | 0- 0 | 0- 1 | AWAY | 0- 3 | 0- 2 | 4- 0 | | | | |
| 2- 1 | 0- 0 | 0- 0 | NEUTRAL | 0- 0 | 0- 0 | 2- 1 | | | | |
| 6- 4 | 0- 0 | 0- 0 | NON-CONFERENCE | 0- 1 | 0- 2 | 6- 1 | | | | |
| 1- 0 | 0- 0 | 0- 0 | HOME | 0- 0 | 0- 0 | 1- 0 | | | | |
| 3- 3 | 0- 0 | 0- 0 | AWAY | 0- 1 | 0- 2 | 3- 0 | | | | |
| 2- 1 | 0- 0 | 0- 0 | NEUTRAL | 0- 0 | 0- 0 | 2- 1 | | | | |
| 7- 4 | 0- 1 | 1- 1 | CONFERENCE | 0- 2 | 1- 0 | 5- 0 | | | | |
| 6- 1 | 0- 1 | 1- 0 | HOME | 0- 0 | 1- 0 | 4- 0 | | | | |
| 1- 3 | 0- 0 | 0- 1 | AWAY | 0- 2 | 0- 0 | 1- 0 | | | | |
| 0- 0 | 0- 0 | 0- 0 | NEUTRAL | 0- 0 | 0- 0 | 0- 0 | | | | |

| RPI S Opponent | Score | RPI S Opponent | Score | RPI S Opponent | Score | RPI S Opponent | Score | Team's RPI: 138 |
|---------------------------|-------|--------------------|-------|------------------------|-------|------------------------|--------|-----------------|
| 12 H Gonzaga | 54 79 | 34 A BYU | 58 83 | 52 A Saint Mary's (CA) | 68 79 | 103 A Providence | 47 66 | |
| | | 34 H BYU | 79 65 | 74 A Idaho St. | 63 65 | 111 H Loyola Marymount | 95 86 | |
| | | | | 79 A Pacific | 67 78 | 131 A Colorado | 65 80 | |
| | | | | | | 166 H Portland | 82 68 | |
| | | | | | | 173 H Santa Clara | 74 48 | |
| | | | | | | 228 H San Francisco | 69 50 | |
| | | | | | | 235 N Sacramento St. | 113 97 | |
| | | | | | | 253 A San Diego | 74 55 | |
| | | | | | | 253 H San Diego | 88 65 | |
| | | | | | | 264 A Hawaii | 65 64 | |
| | | | | | | 280 N Northern Ky. | 51 46 | |
| | | | | | | 286 N La Salle | 55 62 | |
| | | | | | | 307 H Weber St. | 68 47 | |
| | | | | | | 322 A Cal Poly | 70 63 | |
| | | | | | | 341 A Seattle U | 78 64 | |
| LAST 12 Division I GAMES: | | | | | | | | |
| 253 H San Diego | 88 65 | 34 H BYU | 79 65 | | | | | |
| 79 A Pacific | 67 78 | 253 A San Diego | 74 55 | | | | | |
| 52 A Saint Mary's (CA) | 68 79 | 34 A BYU | 58 83 | | | | | |
| 111 H Loyola Marymount | 95 86 | 12 H Gonzaga | 54 79 | | | | | |
| 228 H San Francisco | 69 50 | 166 H Portland | 82 68 | | | | | |
| 173 H Santa Clara | 74 48 | 280 N Northern Ky. | 51 46 | | | | | |

Non-Div I Games:

Pepperdine

Loss, Non-Conf, S Site, H Home A Away N Neutral

| Average RPI Win: | 162 | WON-LOST | WINNING | LAST 10 | STRENGTH OF | OPP. STRENGTH | TEAM | ADJ. | CONF. | ADJ CONF. |
|-------------------|----------|-----------|----------------|------------|-------------|---------------|------|------|-------|-----------|
| Average RPI Loss: | 63 | RECORD | PCT. RANK | GAMES | SCHEDULE | OF SCHEDULE | RPI | RPI | RPI | RPI |
| DIV. I ONLY | 9- 14 | 237 | 0- 1 | 18 | 32 | 122 | 122 | 1 | 1 | |
| DIV. I NON-CONF. | 9- 5 | 105 | 0- 0 | 56 | 137 | 84 | 84 | 1 | 1 | |
| TOTALS | RPI 1-25 | RPI 26-50 | W-L RECORDS | RPI 51-100 | RPI 101-150 | RPI 150+ | | | | |
| 9- 14 | 0- 5 | 0- 1 | OVERALL | 3- 4 | 3- 3 | 3- 1 | | | | |
| 5- 8 | 0- 2 | 0- 1 | HOME | 1- 2 | 2- 3 | 2- 0 | | | | |
| 2- 5 | 0- 3 | 0- 0 | AWAY | 1- 2 | 1- 0 | 0- 0 | | | | |
| 2- 1 | 0- 0 | 0- 0 | NEUTRAL | 1- 0 | 0- 0 | 1- 1 | | | | |
| 9- 5 | 0- 1 | 0- 0 | NON-CONFERENCE | 3- 2 | 3- 1 | 3- 1 | | | | |
| 5- 3 | 0- 1 | 0- 0 | HOME | 1- 1 | 2- 1 | 2- 0 | | | | |
| 2- 1 | 0- 0 | 0- 0 | AWAY | 1- 1 | 1- 0 | 0- 0 | | | | |
| 2- 1 | 0- 0 | 0- 0 | NEUTRAL | 1- 0 | 0- 0 | 1- 1 | | | | |
| 0- 9 | 0- 4 | 0- 1 | CONFERENCE | 0- 2 | 0- 2 | 0- 0 | | | | |
| 0- 5 | 0- 1 | 0- 1 | HOME | 0- 1 | 0- 2 | 0- 0 | | | | |
| 0- 4 | 0- 3 | 0- 0 | AWAY | 0- 1 | 0- 0 | 0- 0 | | | | |
| 0- 0 | 0- 0 | 0- 0 | NEUTRAL | 0- 0 | 0- 0 | 0- 0 | | | | |

| RPI S | Opponent | Score | RPI S | Opponent | Score | RPI S | Opponent | Score | RPI S | Opponent | Score | Team's RPI: 122 |
|---------------------------|------------------|--------|-------|----------------------|--------|-------|-----------------|-------|-------|----------------------|-------|-----------------|
| 1 | A Notre Dame | 44 100 | 47 | H Clemson | 59 65 | 56 | H Virginia Tech | 58 74 | 102 | H Boston College | 55 59 | |
| 3 | A Louisville | 42 70 | | | | 62 | H West Virginia | 43 77 | 104 | H Virginia | 57 74 | |
| 9 | A NC State | 34 63 | | | | 70 | A Duke | 55 74 | 118 | H UNCW | 60 56 | |
| 10 | H Syracuse | 50 82 | | | | 73 | N Arkansas | 61 54 | 126 | H Youngstown St. | 55 64 | |
| 14 | H UCF | 58 61 | | | | 85 | A Northwestern | 52 49 | 140 | H Fordham | 65 62 | |
| | | | | | | 89 | H Cincinnati | 65 48 | 148 | A Duquesne | 66 58 | |
| | | | | | | 93 | A Georgetown | 41 70 | 178 | N Wisconsin | 42 57 | |
| | | | | | | | | | 205 | H Saint Francis (PA) | 78 75 | |
| | | | | | | | | | 290 | N Tennessee St. | 78 56 | |
| | | | | | | | | | 311 | H New Orleans | 90 38 | |
| LAST 12 Division I GAMES: | | | | | | | | | | | | |
| 56 | H Virginia Tech | 58 74 | 70 | A Duke | 55 74 | | | | | | | |
| 3 | A Louisville | 42 70 | 9 | A NC State | 34 63 | | | | | | | |
| 104 | H Virginia | 57 74 | 1 | A Notre Dame | 44 100 | | | | | | | |
| 47 | H Clemson | 59 65 | 148 | A Duquesne | 66 58 | | | | | | | |
| 10 | H Syracuse | 50 82 | 205 | H Saint Francis (PA) | 78 75 | | | | | | | |
| 102 | H Boston College | 55 59 | 118 | H UNCW | 60 56 | | | | | | | |

Non-Div I Games:

Pittsburgh

■ Loss,
■ Non-Conf, S Site,
■ Home
■ Away
N Neutral

| | | | | | | | | | | |
|-------------------|--------------|------------|----------------|------------|-------------|---------------|------------|----------|----------|-----------|
| Average RPI Win: | 253 | WON-LOST | WINNING | LAST 10 | STRENGTH OF | OPP. STRENGTH | TEAM | ADJ. | CONF. | ADJ CONF. |
| Average RPI Loss: | 93 | RECORD | PCT. RANK | GAMES | SCHEDULE | OF SCHEDULE | RPI | RPI | RPI | RPI |
| DIV. I ONLY | 8- 12 | 230 | 0- 0 | 82 | 173 | 166 | 166 | 8 | 8 | |
| DIV. I NON-CONF. | 6- 3 | 91 | 0- 0 | 146 | 343 | 115 | 115 | 7 | 7 | |
| TOTALS | RPI 1-25 | RPI 26-50 | W-L RECORDS | RPI 51-100 | RPI 101-150 | RPI 150+ | | | | |
| 8- 12 | 0- 1 | 0- 1 | OVERALL | 0- 5 | 0- 2 | 8- 3 | | | | |
| 4- 4 | 0- 0 | 0- 0 | HOME | 0- 2 | 0- 0 | 4- 2 | | | | |
| 4- 7 | 0- 1 | 0- 1 | AWAY | 0- 2 | 0- 2 | 4- 1 | | | | |
| 0- 1 | 0- 0 | 0- 0 | NEUTRAL | 0- 1 | 0- 0 | 0- 0 | | | | |
| 6- 3 | 0- 0 | 0- 0 | NON-CONFERENCE | 0- 1 | 0- 0 | 6- 2 | | | | |
| 3- 1 | 0- 0 | 0- 0 | HOME | 0- 0 | 0- 0 | 3- 1 | | | | |
| 3- 1 | 0- 0 | 0- 0 | AWAY | 0- 0 | 0- 0 | 3- 1 | | | | |
| 0- 1 | 0- 0 | 0- 0 | NEUTRAL | 0- 1 | 0- 0 | 0- 0 | | | | |
| 2- 9 | 0- 1 | 0- 1 | CONFERENCE | 0- 4 | 0- 2 | 2- 1 | | | | |
| 1- 3 | 0- 0 | 0- 0 | HOME | 0- 2 | 0- 0 | 1- 1 | | | | |
| 1- 6 | 0- 1 | 0- 1 | AWAY | 0- 2 | 0- 2 | 1- 0 | | | | |
| 0- 0 | 0- 0 | 0- 0 | NEUTRAL | 0- 0 | 0- 0 | 0- 0 | | | | |

| RPI 1-25 | | | | RPI 26-50 | | | | RPI 51-100 | | | | RPI 101+ Team's RPI: 166 | | | |
|---------------------------|---|-------------------|---------------|-----------|---|-------------------|--------------|------------|---|-------------------|---------------|--------------------------|---|-------------------|--------------|
| RPI | S | Opponent | Score | RPI | S | Opponent | Score | RPI | S | Opponent | Score | RPI | S | Opponent | Score |
| 12 | A | Gonzaga | 71 97 | 34 | A | BYU | 71 79 | 52 | A | Saint Mary's (CA) | 85 113 | 111 | A | Loyola Marymount | 58 76 |
| | | | | | | | | 52 | H | Saint Mary's (CA) | 91 98 | 138 | A | Pepperdine | 68 82 |
| | | | | | | | | 72 | N | Arizona | 70 92 | 152 | H | UC Irvine | 69 84 |
| | | | | | | | | 79 | A | Pacific | 77 87 | 164 | A | Portland St. | 79 92 |
| | | | | | | | | 79 | H | Pacific | 66 76 | 173 | H | Santa Clara | 66 72 |
| | | | | | | | | | | | | 195 | H | Utah St. | 61 54 |
| | | | | | | | | | | | | 228 | H | San Francisco | 78 73 |
| | | | | | | | | | | | | 252 | H | Air Force | 79 60 |
| | | | | | | | | | | | | 253 | A | San Diego | 69 60 |
| | | | | | | | | | | | | 255 | H | Cal St. Fullerton | 83 74 |
| | | | | | | | | | | | | 264 | A | Hawaii | 72 65 |
| | | | | | | | | | | | | 269 | A | Utah Valley | 65 60 |
| | | | | | | | | | | | | 307 | A | Weber St. | 89 73 |
| LAST 12 Division I GAMES: | | | | | | | | | | | | | | | |
| 52 | A | Saint Mary's (CA) | 85 113 | 79 | A | Pacific | 77 87 | | | | | | | | |
| 228 | H | San Francisco | 78 73 | 52 | H | Saint Mary's (CA) | 91 98 | | | | | | | | |
| 173 | H | Santa Clara | 66 72 | 79 | H | Pacific | 66 76 | | | | | | | | |
| 34 | A | BYU | 71 79 | 111 | A | Loyola Marymount | 58 76 | | | | | | | | |
| 253 | A | San Diego | 69 60 | 138 | A | Pepperdine | 68 82 | | | | | | | | |
| 12 | A | Gonzaga | 71 97 | 252 | H | Air Force | 79 60 | | | | | | | | |

Non-Div I Games: Warner Pacific 98 63 Willamette 82 27

Portland

Loss, Non-Conf, S Site, H Home A Away N Neutral

| | | | | | | | | | | |
|-------------------|----------|-----------|----------------|------------|-------------|---------------|------|------|-------|-----------|
| Average RPI Win: | 240 | WON-LOST | WINNING | LAST 10 | STRENGTH OF | OPP. STRENGTH | TEAM | ADJ. | CONF. | ADJ CONF. |
| Average RPI Loss: | 109 | RECORD | PCT. RANK | GAMES | SCHEDULE | OF SCHEDULE | RPI | RPI | RPI | RPI |
| DIV. I ONLY | 14- 4 | 35 | 0- 1 | 328 | 190 | 164 | 164 | 16 | 16 | |
| DIV. I NON-CONF. | 7- 1 | 30 | 0- 0 | 338 | 269 | 165 | 165 | 12 | 12 | |
| TOTALS | RPI 1-25 | RPI 26-50 | W-L RECORDS | RPI 51-100 | RPI 101-150 | RPI 150+ | | | | |
| 14- 4 | 0- 0 | 0- 0 | OVERALL | 1- 2 | 2- 1 | 11- 1 | | | | |
| 10- 2 | 0- 0 | 0- 0 | HOME | 1- 1 | 2- 0 | 7- 1 | | | | |
| 4- 2 | 0- 0 | 0- 0 | AWAY | 0- 1 | 0- 1 | 4- 0 | | | | |
| 0- 0 | 0- 0 | 0- 0 | NEUTRAL | 0- 0 | 0- 0 | 0- 0 | | | | |
| 7- 1 | 0- 0 | 0- 0 | NON-CONFERENCE | 1- 0 | 0- 0 | 6- 1 | | | | |
| 5- 1 | 0- 0 | 0- 0 | HOME | 1- 0 | 0- 0 | 4- 1 | | | | |
| 2- 0 | 0- 0 | 0- 0 | AWAY | 0- 0 | 0- 0 | 2- 0 | | | | |
| 0- 0 | 0- 0 | 0- 0 | NEUTRAL | 0- 0 | 0- 0 | 0- 0 | | | | |
| 7- 3 | 0- 0 | 0- 0 | CONFERENCE | 0- 2 | 2- 1 | 5- 0 | | | | |
| 5- 1 | 0- 0 | 0- 0 | HOME | 0- 1 | 2- 0 | 3- 0 | | | | |
| 2- 2 | 0- 0 | 0- 0 | AWAY | 0- 1 | 0- 1 | 2- 0 | | | | |
| 0- 0 | 0- 0 | 0- 0 | NEUTRAL | 0- 0 | 0- 0 | 0- 0 | | | | |

| RPI S | Opponent | Score | RPI S | Opponent | Score | RPI S | Opponent | Score | RPI S | Opponent | Score | Team's RPI: 164 |
|---------------------------|------------------|-------|-------|------------------|-------|-------|-------------|-------|-------|------------------|-------|-----------------|
| | | | | | | 74 | H Idaho St. | 57 58 | 115 | A Northern Colo. | 63 79 | |
| | | | | | | 78 | H UC Davis | 65 50 | 132 | H Montana St. | 55 53 | |
| | | | | | | 95 | A Idaho | 78 80 | 146 | H Montana | 78 60 | |
| | | | | | | | | | 152 | H UC Irvine | 68 73 | |
| | | | | | | | | | 166 | H Portland | 92 79 | |
| | | | | | | | | | 197 | A Eastern Wash. | 76 64 | |
| | | | | | | | | | 210 | H UNLV | 58 49 | |
| | | | | | | | | | 257 | H Southern Utah | 63 49 | |
| | | | | | | | | | 266 | H Northern Ariz. | 72 55 | |
| | | | | | | | | | 279 | A UTEP | 89 61 | |
| | | | | | | | | | 307 | A Weber St. | 77 59 | |
| | | | | | | | | | 307 | H Weber St. | 65 38 | |
| | | | | | | | | | 327 | H San Jose St. | 80 51 | |
| | | | | | | | | | 340 | A Grand Canyon | 60 55 | |
| | | | | | | | | | 341 | H Seattle U | 68 43 | |
| LAST 12 Division I GAMES: | | | | | | | | | | | | |
| 307 | H Weber St. | 65 38 | 74 | H Idaho St. | 57 58 | | | | | | | |
| 95 | A Idaho | 78 80 | 146 | H Montana | 78 60 | | | | | | | |
| 197 | A Eastern Wash. | 76 64 | 132 | H Montana St. | 55 53 | | | | | | | |
| 266 | H Northern Ariz. | 72 55 | 115 | A Northern Colo. | 63 79 | | | | | | | |
| 257 | H Southern Utah | 63 49 | 152 | H UC Irvine | 68 73 | | | | | | | |
| 307 | A Weber St. | 77 59 | 210 | H UNLV | 58 49 | | | | | | | |

Non-Div I Games: Warner Pacific 102 49

Portland St.

Prairie View

Through Games Of Feb. 3, 2019

| | | | | | | | | | | |
|-------------------|----------|-----------|----------------|------------|-------------|---------------|------|------|-------|-----------|
| Average RPI Win: | 293 | WON-LOST | WINNING | LAST 10 | STRENGTH OF | OPP. STRENGTH | TEAM | ADJ. | CONF. | ADJ CONF. |
| Average RPI Loss: | 111 | RECORD | PCT. RANK | GAMES | SCHEDULE | OF SCHEDULE | RPI | RPI | RPI | RPI |
| DIV. I ONLY | 7- 9 | 213 | 1- 0 | 221 | 231 | 198 | 198 | 29 | 29 | |
| DIV. I NON-CONF. | 1- 7 | 319 | 0- 0 | 23 | 34 | 188 | 188 | 27 | 27 | |
| TOTALS | RPI 1-25 | RPI 26-50 | W-L RECORDS | RPI 51-100 | RPI 101-150 | RPI 150+ | | | | |
| 7- 9 | 0- 2 | 0- 1 | OVERALL | 0- 2 | 0- 1 | 7- 3 | | | | |
| 2- 3 | 0- 0 | 0- 1 | HOME | 0- 0 | 0- 0 | 2- 2 | | | | |
| 4- 6 | 0- 2 | 0- 0 | AWAY | 0- 2 | 0- 1 | 4- 1 | | | | |
| 1- 0 | 0- 0 | 0- 0 | NEUTRAL | 0- 0 | 0- 0 | 1- 0 | | | | |
| 1- 7 | 0- 2 | 0- 1 | NON-CONFERENCE | 0- 2 | 0- 1 | 1- 1 | | | | |
| 0- 1 | 0- 0 | 0- 1 | HOME | 0- 0 | 0- 0 | 0- 0 | | | | |
| 0- 6 | 0- 2 | 0- 0 | AWAY | 0- 2 | 0- 1 | 0- 1 | | | | |
| 1- 0 | 0- 0 | 0- 0 | NEUTRAL | 0- 0 | 0- 0 | 1- 0 | | | | |
| 6- 2 | 0- 0 | 0- 0 | CONFERENCE | 0- 0 | 0- 0 | 6- 2 | | | | |
| 2- 2 | 0- 0 | 0- 0 | HOME | 0- 0 | 0- 0 | 2- 2 | | | | |
| 4- 0 | 0- 0 | 0- 0 | AWAY | 0- 0 | 0- 0 | 4- 0 | | | | |
| 0- 0 | 0- 0 | 0- 0 | NEUTRAL | 0- 0 | 0- 0 | 0- 0 | | | | |

| RPI 1-25 | | | | RPI 26-50 | | | | RPI 51-100 | | | | RPI 101+ Team's RPI: 198 | | | |
|---------------------------|---|------------------|-------|-----------|---|-------------|-------|------------|---|--------------|-------|--------------------------|---|--------------------|-------|
| RPI | S | Opponent | Score | RPI | S | Opponent | Score | RPI | S | Opponent | Score | RPI | S | Opponent | Score |
| 11 | A | Iowa St. | 46 94 | 38 | H | Rice | 58 68 | 73 | A | Arkansas | 44 71 | 131 | A | Colorado | 38 79 |
| 20 | A | Texas A&M | 57 70 | | | | | 86 | A | Oklahoma St. | 50 70 | 176 | A | Southern U. | 55 54 |
| | | | | | | | | | | | | 181 | H | Grambling | 63 64 |
| | | | | | | | | | | | | 211 | A | UTRGV | 50 57 |
| | | | | | | | | | | | | 244 | H | Texas Southern | 44 52 |
| | | | | | | | | | | | | 260 | N | A&M-Corpus Christi | 67 59 |
| | | | | | | | | | | | | 300 | H | Alabama A&M | 77 65 |
| | | | | | | | | | | | | 303 | H | Jackson St. | 76 57 |
| | | | | | | | | | | | | 321 | A | Mississippi Val. | 75 65 |
| | | | | | | | | | | | | 344 | A | Ark.-Pine Bluff | 80 41 |
| | | | | | | | | | | | | 350 | A | Alcorn | 82 61 |
| LAST 12 Division I GAMES: | | | | | | | | | | | | | | | |
| 344 | A | Ark.-Pine Bluff | 80 41 | 300 | H | Alabama A&M | 77 65 | | | | | | | | |
| 321 | A | Mississippi Val. | 75 65 | 176 | A | Southern U. | 55 54 | | | | | | | | |
| 181 | H | Grambling | 63 64 | 20 | A | Texas A&M | 57 70 | | | | | | | | |
| 303 | H | Jackson St. | 76 57 | 11 | A | Iowa St. | 46 94 | | | | | | | | |
| 244 | H | Texas Southern | 44 52 | 73 | A | Arkansas | 44 71 | | | | | | | | |
| 350 | A | Alcorn | 82 61 | 131 | A | Colorado | 38 79 | | | | | | | | |

Non-Div I Games: Jarvis Christian 117 32 Arlington Baptist 105 31

Prairie View

Loss, Non-Conf, S Site, H Home A Away N Neutral

Presbyterian

Through Games Of Feb. 3, 2019

| | | | | | | | | | | |
|-------------------|----------|-----------|----------------|------------|-------------|---------------|------|------|-------|-----------|
| Average RPI Win: | 314 | WON-LOST | WINNING | LAST 10 | STRENGTH OF | OPP. STRENGTH | TEAM | ADJ. | CONF. | ADJ CONF. |
| Average RPI Loss: | 200 | RECORD | PCT. RANK | GAMES | SCHEDULE | OF SCHEDULE | RPI | RPI | RPI | RPI |
| DIV. I ONLY | 4- 16 | 313 | 0- 1 | 306 | 315 | 334 | 334 | 28 | 28 | |
| DIV. I NON-CONF. | 2- 9 | 297 | 0- 0 | 291 | 260 | 321 | 321 | 29 | 29 | |
| TOTALS | RPI 1-25 | RPI 26-50 | W-L RECORDS | RPI 51-100 | RPI 101-150 | RPI 150+ | | | | |
| 4- 16 | 0- 0 | 0- 0 | OVERALL | 0- 1 | 0- 5 | 4- 10 | | | | |
| 3- 5 | 0- 0 | 0- 0 | HOME | 0- 0 | 0- 0 | 3- 5 | | | | |
| 1- 11 | 0- 0 | 0- 0 | AWAY | 0- 1 | 0- 5 | 1- 5 | | | | |
| 0- 0 | 0- 0 | 0- 0 | NEUTRAL | 0- 0 | 0- 0 | 0- 0 | | | | |
| 2- 9 | 0- 0 | 0- 0 | NON-CONFERENCE | 0- 1 | 0- 3 | 2- 5 | | | | |
| 1- 2 | 0- 0 | 0- 0 | HOME | 0- 0 | 0- 0 | 1- 2 | | | | |
| 1- 7 | 0- 0 | 0- 0 | AWAY | 0- 1 | 0- 3 | 1- 3 | | | | |
| 0- 0 | 0- 0 | 0- 0 | NEUTRAL | 0- 0 | 0- 0 | 0- 0 | | | | |
| 2- 7 | 0- 0 | 0- 0 | CONFERENCE | 0- 0 | 0- 2 | 2- 5 | | | | |
| 2- 3 | 0- 0 | 0- 0 | HOME | 0- 0 | 0- 0 | 2- 3 | | | | |
| 0- 4 | 0- 0 | 0- 0 | AWAY | 0- 0 | 0- 2 | 0- 2 | | | | |
| 0- 0 | 0- 0 | 0- 0 | NEUTRAL | 0- 0 | 0- 0 | 0- 0 | | | | |

| RPI 1-25 | | | | RPI 26-50 | | | | RPI 51-100 | | | | RPI 101+ | | | | Team's RPI: 334 | |
|---------------------------|---|---------------|-------|-----------|-----|----------|--------------------|------------|----|-----------|-------|----------|-----|----------|--------------------|-----------------|----|
| RPI | S | Opponent | Score | RPI | S | Opponent | Score | RPI | S | Opponent | Score | RPI | S | Opponent | Score | | |
| | | | | | | | | 57 | A | Tennessee | 49 | 97 | 110 | A | Georgia | 59 | 83 |
| | | | | | | | | | | | | | 118 | A | UNCW | 48 | 63 |
| | | | | | | | | | | | | | 121 | A | Radford | 49 | 59 |
| | | | | | | | | | | | | | 127 | A | High Point | 40 | 79 |
| | | | | | | | | | | | | | 133 | A | Davidson | 56 | 83 |
| | | | | | | | | | | | | | 171 | A | Vanderbilt | 43 | 78 |
| | | | | | | | | | | | | | 179 | H | UNC Asheville | 43 | 52 |
| | | | | | | | | | | | | | 238 | A | Furman | 68 | 76 |
| | | | | | | | | | | | | | 249 | A | Campbell | 46 | 51 |
| | | | | | | | | | | | | | 259 | A | Samford | 54 | 75 |
| | | | | | | | | | | | | | 262 | H | Gardner-Webb | 58 | 66 |
| | | | | | | | | | | | | | 272 | H | Ga. Southern | 68 | 69 |
| | | | | | | | | | | | | | 275 | A | Winthrop | 52 | 55 |
| | | | | | | | | | | | | | 285 | H | Wofford | 61 | 50 |
| | | | | | | | | | | | | | 292 | A | Col. of Charleston | 71 | 65 |
| | | | | | | | | | | | | | 295 | H | South Carolina St. | 48 | 57 |
| | | | | | | | | | | | | | 330 | H | Charleston So. | 55 | 63 |
| | | | | | | | | | | | | | 338 | H | USC Upstate | 70 | 54 |
| | | | | | | | | | | | | | 342 | H | Longwood | 81 | 66 |
| LAST 12 Division I GAMES: | | | | | | | | | | | | | | | | | |
| 179 | H | UNC Asheville | 43 | 52 | 330 | H | Charleston So. | 55 | 63 | | | | | | | | |
| 275 | A | Winthrop | 52 | 55 | 342 | H | Longwood | 81 | 66 | | | | | | | | |
| 121 | A | Radford | 49 | 59 | 249 | A | Campbell | 46 | 51 | | | | | | | | |
| 262 | H | Gardner-Webb | 58 | 66 | 238 | A | Furman | 68 | 76 | | | | | | | | |
| 338 | H | USC Upstate | 70 | 54 | 110 | A | Georgia | 59 | 83 | | | | | | | | |
| 127 | A | High Point | 40 | 79 | 292 | A | Col. of Charleston | 71 | 65 | | | | | | | | |

Non-Div I Games:

Presbyterian

Loss, Non-Conf, S Site, H Home A Away N Neutral

| | | | | | | | | | | |
|-------------------|----------|-----------|----------------|------------|-------------|---------------|------|------|-------|-----------|
| Average RPI Win: | 196 | WON-LOST | WINNING | LAST 10 | STRENGTH OF | OPP. STRENGTH | TEAM | ADJ. | CONF. | ADJ CONF. |
| Average RPI Loss: | 80 | RECORD | PCT. RANK | GAMES | SCHEDULE | OF SCHEDULE | RPI | RPI | RPI | RPI |
| DIV. I ONLY | 10- 8 | 137 | 1- 0 | 61 | 113 | 77 | 77 | 11 | 11 | |
| DIV. I NON-CONF. | 8- 7 | 160 | 0- 0 | 55 | 74 | 71 | 71 | 10 | 10 | |
| TOTALS | RPI 1-25 | RPI 26-50 | W-L RECORDS | RPI 51-100 | RPI 101-150 | RPI 150+ | | | | |
| 10- 8 | 0- 1 | 0- 2 | OVERALL | 2- 2 | 2- 2 | 6- 1 | | | | |
| 3- 2 | 0- 0 | 0- 0 | HOME | 1- 1 | 2- 1 | 0- 0 | | | | |
| 7- 3 | 0- 0 | 0- 1 | AWAY | 1- 0 | 0- 1 | 6- 1 | | | | |
| 0- 3 | 0- 1 | 0- 1 | NEUTRAL | 0- 1 | 0- 0 | 0- 0 | | | | |
| 8- 7 | 0- 1 | 0- 2 | NON-CONFERENCE | 2- 1 | 2- 2 | 4- 1 | | | | |
| 3- 1 | 0- 0 | 0- 0 | HOME | 1- 0 | 2- 1 | 0- 0 | | | | |
| 5- 3 | 0- 0 | 0- 1 | AWAY | 1- 0 | 0- 1 | 4- 1 | | | | |
| 0- 3 | 0- 1 | 0- 1 | NEUTRAL | 0- 1 | 0- 0 | 0- 0 | | | | |
| 2- 1 | 0- 0 | 0- 0 | CONFERENCE | 0- 1 | 0- 0 | 2- 0 | | | | |
| 0- 1 | 0- 0 | 0- 0 | HOME | 0- 1 | 0- 0 | 0- 0 | | | | |
| 2- 0 | 0- 0 | 0- 0 | AWAY | 0- 0 | 0- 0 | 2- 0 | | | | |
| 0- 0 | 0- 0 | 0- 0 | NEUTRAL | 0- 0 | 0- 0 | 0- 0 | | | | |

| RPI 1-25 | | | | RPI 26-50 | | | | RPI 51-100 | | | | Team's RPI: 77 | RPI 101+ | | | |
|---------------------------|---|----------------------|-------|-----------|---|------------|-------|------------|---|------------|-------|----------------|----------|---|----------------------|-------|
| RPI | S | Opponent | Score | RPI | S | Opponent | Score | RPI | S | Opponent | Score | | RPI | S | Opponent | Score |
| 10 | N | Syracuse | 61 92 | 37 | N | DePaul | 67 82 | 58 | N | Kansas St. | 61 80 | | 106 | H | Seton Hall | 66 70 |
| | | | | 43 | A | Villanova | 46 67 | 60 | H | Quinnipiac | 54 42 | | 114 | A | Penn St. | 71 79 |
| | | | | | | | | 81 | H | Penn | 60 66 | | 133 | H | Davidson | 65 57 |
| | | | | | | | | 97 | A | Hartford | 75 38 | | 150 | H | Marist | 60 57 |
| | | | | | | | | | | | | | 188 | A | George Washington | 49 64 |
| | | | | | | | | | | | | | 194 | A | Rider | 89 65 |
| | | | | | | | | | | | | | 230 | A | Monmouth | 79 47 |
| | | | | | | | | | | | | | 247 | A | Cornell | 75 46 |
| | | | | | | | | | | | | | 254 | A | St. Francis Brooklyn | 83 64 |
| | | | | | | | | | | | | | 265 | A | Columbia | 79 64 |
| | | | | | | | | | | | | | 328 | A | New Hampshire | 90 42 |
| LAST 12 Division I GAMES: | | | | | | | | | | | | | | | | |
| 265 | A | Columbia | 79 64 | 247 | A | Cornell | 75 46 | | | | | | | | | |
| 81 | H | Penn | 60 66 | 230 | A | Monmouth | 79 47 | | | | | | | | | |
| 328 | A | New Hampshire | 90 42 | 60 | H | Quinnipiac | 54 42 | | | | | | | | | |
| 97 | A | Hartford | 75 38 | 133 | H | Davidson | 65 57 | | | | | | | | | |
| 254 | A | St. Francis Brooklyn | 83 64 | 43 | A | Villanova | 46 67 | | | | | | | | | |
| 150 | H | Marist | 60 57 | 58 | N | Kansas St. | 61 80 | | | | | | | | | |

Non-Div I Games:

Princeton

■ Loss,
■ Non-Conf,
■ S Site,
■ H Home
■ A Away
N Neutral

Providence

Through Games Of Feb. 3, 2019

| Average RPI Win: | 172 | WON-LOST | WINNING | LAST 10 | STRENGTH OF | OPP. STRENGTH | TEAM | ADJ. | CONF. | ADJ CONF. |
|-------------------|----------|-----------|----------------|------------|-------------|---------------|------|------|-------|-----------|
| Average RPI Loss: | 84 | RECORD | PCT. RANK | GAMES | SCHEDULE | OF SCHEDULE | RPI | RPI | RPI | RPI |
| DIV. I ONLY | 13- 10 | 135 | 1- 0 | 89 | 72 | 103 | 103 | 6 | 6 | |
| DIV. I NON-CONF. | 8- 4 | 91 | 1- 0 | 211 | 183 | 143 | 143 | 4 | 4 | |
| TOTALS | RPI 1-25 | RPI 26-50 | W-L RECORDS | RPI 51-100 | RPI 101-150 | RPI 150+ | | | | |
| 13- 10 | 0- 1 | 2- 2 | OVERALL | 1- 4 | 4- 2 | 6- 1 | | | | |
| 8- 3 | 0- 0 | 2- 0 | HOME | 1- 3 | 1- 0 | 4- 0 | | | | |
| 4- 7 | 0- 1 | 0- 2 | AWAY | 0- 1 | 3- 2 | 1- 1 | | | | |
| 1- 0 | 0- 0 | 0- 0 | NEUTRAL | 0- 0 | 0- 0 | 1- 0 | | | | |
| 8- 4 | 0- 0 | 0- 0 | NON-CONFERENCE | 1- 2 | 2- 1 | 5- 1 | | | | |
| 5- 2 | 0- 0 | 0- 0 | HOME | 1- 2 | 1- 0 | 3- 0 | | | | |
| 2- 2 | 0- 0 | 0- 0 | AWAY | 0- 0 | 1- 1 | 1- 1 | | | | |
| 1- 0 | 0- 0 | 0- 0 | NEUTRAL | 0- 0 | 0- 0 | 1- 0 | | | | |
| 5- 6 | 0- 1 | 2- 2 | CONFERENCE | 0- 2 | 2- 1 | 1- 0 | | | | |
| 3- 1 | 0- 0 | 2- 0 | HOME | 0- 1 | 0- 0 | 1- 0 | | | | |
| 2- 5 | 0- 1 | 0- 2 | AWAY | 0- 1 | 2- 1 | 0- 0 | | | | |
| 0- 0 | 0- 0 | 0- 0 | NEUTRAL | 0- 0 | 0- 0 | 0- 0 | | | | |

| RPI | S | Opponent | Score | RPI | S | Opponent | Score | RPI | S | Opponent | Score | RPI | S | Opponent | Score | Team's RPI: 103 |
|---------------------------|---|-----------|-------|-----|---|------------|-------|-----|---|-----------------|-------|-----|---|-----------------|-------|-----------------|
| 7 | A | Marquette | 46 85 | 37 | A | DePaul | 62 88 | 60 | H | Quinnipiac | 44 48 | 102 | A | Boston College | 61 57 | |
| | | | | 43 | A | Villanova | 33 53 | 84 | H | Northeastern | 59 65 | 105 | A | Creighton | 77 63 | |
| | | | | 43 | H | Villanova | 67 61 | 90 | H | Yale | 59 42 | 106 | A | Seton Hall | 73 79 | |
| | | | | 45 | H | Butler | 74 68 | 93 | A | Georgetown | 56 61 | 114 | A | Penn St. | 72 74 | |
| | | | | | | | | 93 | H | Georgetown | 52 68 | 125 | A | St. John's (NY) | 67 66 | |
| | | | | | | | | | | | | 138 | H | Pepperdine | 66 47 | |
| | | | | | | | | | | | | 169 | H | Xavier | 71 58 | |
| | | | | | | | | | | | | 199 | A | Rhode Island | 65 72 | |
| | | | | | | | | | | | | 242 | H | Sacred Heart | 62 52 | |
| | | | | | | | | | | | | 280 | H | Northern Ky. | 48 43 | |
| | | | | | | | | | | | | 286 | H | La Salle | 77 47 | |
| | | | | | | | | | | | | 299 | N | Bryant | 72 64 | |
| | | | | | | | | | | | | 306 | A | UMass Lowell | 71 47 | |
| LAST 12 Division I GAMES: | | | | | | | | | | | | | | | | |
| | | | | 93 | A | Georgetown | 56 61 | 299 | N | Bryant | 72 64 | | | | | |
| | | | | 43 | A | Villanova | 33 53 | 125 | A | St. John's (NY) | 67 66 | | | | | |
| | | | | 105 | A | Creighton | 77 63 | 43 | H | Villanova | 67 61 | | | | | |
| | | | | 169 | H | Xavier | 71 58 | 93 | H | Georgetown | 52 68 | | | | | |
| | | | | 45 | H | Butler | 74 68 | 37 | A | DePaul | 62 88 | | | | | |
| | | | | 106 | A | Seton Hall | 73 79 | 7 | A | Marquette | 46 85 | | | | | |

Non-Div I Games:

Providence

Loss, Non-Conf, S Site, H Home A Away N Neutral

| Average RPI Win: | 139 | WON-LOST | WINNING | LAST 10 | STRENGTH OF | OPP. STRENGTH | TEAM | ADJ. | CONF. | ADJ CONF. |
|-------------------|----------|-----------|----------------|------------|-------------|---------------|------|------|-------|-----------|
| Average RPI Loss: | 58 | RECORD | PCT. RANK | GAMES | SCHEDULE | OF SCHEDULE | RPI | RPI | RPI | RPI |
| DIV. I ONLY | 15- 9 | 104 | 0- 1 | 28 | 46 | 44 | 44 | 4 | 4 | |
| DIV. I NON-CONF. | 9- 4 | 85 | 0- 0 | 69 | 79 | 65 | 65 | 6 | 6 | |
| TOTALS | RPI 1-25 | RPI 26-50 | W-L RECORDS | RPI 51-100 | RPI 101-150 | RPI 150+ | | | | |
| 15- 9 | 1- 5 | 2- 1 | OVERALL | 3- 1 | 2- 1 | 7- 1 | | | | |
| 11- 2 | 1- 1 | 2- 0 | HOME | 2- 1 | 1- 0 | 5- 0 | | | | |
| 3- 5 | 0- 3 | 0- 1 | AWAY | 1- 0 | 1- 0 | 1- 1 | | | | |
| 1- 2 | 0- 1 | 0- 0 | NEUTRAL | 0- 0 | 0- 1 | 1- 0 | | | | |
| 9- 4 | 0- 2 | 1- 1 | NON-CONFERENCE | 1- 0 | 0- 1 | 7- 0 | | | | |
| 7- 1 | 0- 1 | 1- 0 | HOME | 1- 0 | 0- 0 | 5- 0 | | | | |
| 1- 1 | 0- 0 | 0- 1 | AWAY | 0- 0 | 0- 0 | 1- 0 | | | | |
| 1- 2 | 0- 1 | 0- 0 | NEUTRAL | 0- 0 | 0- 1 | 1- 0 | | | | |
| 6- 5 | 1- 3 | 1- 0 | CONFERENCE | 2- 1 | 2- 0 | 0- 1 | | | | |
| 4- 1 | 1- 0 | 1- 0 | HOME | 1- 1 | 1- 0 | 0- 0 | | | | |
| 2- 4 | 0- 3 | 0- 0 | AWAY | 1- 0 | 1- 0 | 0- 1 | | | | |
| 0- 0 | 0- 0 | 0- 0 | NEUTRAL | 0- 0 | 0- 0 | 0- 0 | | | | |

| RPI S | Opponent | Score | RPI S | Opponent | Score | Team's RPI: 44 | RPI S | Opponent | Score | RPI S | Opponent | Score | RPI S | Opponent | Score |
|---------------------------|----------------|-------|-------|--------------|-------|----------------|-------|--------------|-------|-------|-------------------|-------|-------|----------|-------|
| 6 N | UConn | 40 86 | 27 H | Miami (FL) | 74 63 | | 55 H | Michigan | 71 70 | 109 H | Ohio St. | 60 42 | | | |
| 13 A | Iowa | 58 72 | 32 H | Indiana | 56 53 | | 68 H | Harvard | 66 65 | 125 N | St. John's (NY) | 62 68 | | | |
| 13 H | Iowa | 62 57 | 41 A | Ohio | 73 80 | | 85 A | Northwestern | 57 54 | 129 A | Minnesota | 64 53 | | | |
| 15 H | South Carolina | 73 82 | | | | | 100 H | Nebraska | 64 84 | 156 H | Bradley | 74 61 | | | |
| 16 A | Rutgers | 63 65 | | | | | | | | 178 A | Wisconsin | 69 76 | | | |
| 24 A | Michigan St. | 66 74 | | | | | | | | 180 A | Ball St. | 80 38 | | | |
| | | | | | | | | | | 201 N | Ole Miss | 70 59 | | | |
| | | | | | | | | | | 227 H | Loyola Chicago | 65 41 | | | |
| | | | | | | | | | | 236 H | Albany (NY) | 53 41 | | | |
| | | | | | | | | | | 237 H | Western Ill. | 81 60 | | | |
| | | | | | | | | | | 332 H | Purdue Fort Wayne | 78 44 | | | |
| LAST 12 Division I GAMES: | | | | | | | | | | | | | | | |
| 100 H | Nebraska | 64 84 | 24 A | Michigan St. | 66 74 | | | | | | | | | | |
| 13 A | Iowa | 58 72 | 13 H | Iowa | 62 57 | | | | | | | | | | |
| 129 A | Minnesota | 64 53 | 55 H | Michigan | 71 70 | | | | | | | | | | |
| 32 H | Indiana | 56 53 | 178 A | Wisconsin | 69 76 | | | | | | | | | | |
| 16 A | Rutgers | 63 65 | 109 H | Ohio St. | 60 42 | | | | | | | | | | |
| 85 A | Northwestern | 57 54 | 156 H | Bradley | 74 61 | | | | | | | | | | |

Non-Div I Games:

Purdue

■ Loss,
■ Non-Conf, S Site,
■ Home
■ Away
N Neutral

| | | | | | | | | | | |
|-------------------|----------|-----------|----------------|------------|-------------|---------------|------|------|-------|-----------|
| Average RPI Win: | 275 | WON-LOST | WINNING | LAST 10 | STRENGTH OF | OPP. STRENGTH | TEAM | ADJ. | CONF. | ADJ CONF. |
| Average RPI Loss: | 186 | RECORD | PCT. RANK | GAMES | SCHEDULE | OF SCHEDULE | RPI | RPI | RPI | RPI |
| DIV. I ONLY | 3- 16 | 324 | 0- 1 | 265 | 256 | 332 | 332 | 18 | 18 | |
| DIV. I NON-CONF. | 1- 8 | 322 | 0- 0 | 320 | 314 | 343 | 343 | 19 | 19 | |
| TOTALS | RPI 1-25 | RPI 26-50 | W-L RECORDS | RPI 51-100 | RPI 101-150 | RPI 150+ | | | | |
| 3- 16 | 0- 0 | 0- 4 | OVERALL | 0- 0 | 0- 0 | 3- 12 | | | | |
| 2- 6 | 0- 0 | 0- 2 | HOME | 0- 0 | 0- 0 | 2- 4 | | | | |
| 1- 10 | 0- 0 | 0- 2 | AWAY | 0- 0 | 0- 0 | 1- 8 | | | | |
| 0- 0 | 0- 0 | 0- 0 | NEUTRAL | 0- 0 | 0- 0 | 0- 0 | | | | |
| 1- 8 | 0- 0 | 0- 1 | NON-CONFERENCE | 0- 0 | 0- 0 | 1- 7 | | | | |
| 0- 3 | 0- 0 | 0- 0 | HOME | 0- 0 | 0- 0 | 0- 3 | | | | |
| 1- 5 | 0- 0 | 0- 1 | AWAY | 0- 0 | 0- 0 | 1- 4 | | | | |
| 0- 0 | 0- 0 | 0- 0 | NEUTRAL | 0- 0 | 0- 0 | 0- 0 | | | | |
| 2- 8 | 0- 0 | 0- 3 | CONFERENCE | 0- 0 | 0- 0 | 2- 5 | | | | |
| 2- 3 | 0- 0 | 0- 2 | HOME | 0- 0 | 0- 0 | 2- 1 | | | | |
| 0- 5 | 0- 0 | 0- 1 | AWAY | 0- 0 | 0- 0 | 0- 4 | | | | |
| 0- 0 | 0- 0 | 0- 0 | NEUTRAL | 0- 0 | 0- 0 | 0- 0 | | | | |

| RPI S | Opponent | Score | RPI S | Opponent | Score | RPI S | Opponent | Score | RPI S | Opponent | Score | Team's RPI: 332 |
|---------------------------|----------|-------|-------|--------------------|-------|-------|----------|--------------------|-------|--------------------|-------|-----------------|
| | | | 28 | H South Dakota St. | 52 85 | | | | 168 | H Denver | 70 55 | |
| | | | 36 | A South Dakota | 51 69 | | | | 183 | A Oral Roberts | 56 66 | |
| | | | 36 | H South Dakota | 49 71 | | | | 183 | H Oral Roberts | 61 72 | |
| | | | 44 | A Purdue | 44 78 | | | | 191 | H Eastern Mich. | 72 87 | |
| | | | | | | | | | 193 | A Milwaukee | 48 70 | |
| | | | | | | | | | 222 | A North Dakota | 60 79 | |
| | | | | | | | | | 227 | A Loyola Chicago | 67 81 | |
| | | | | | | | | | 234 | H SIUE | 49 57 | |
| | | | | | | | | | 237 | A Western Ill. | 59 73 | |
| | | | | | | | | | 278 | A Eastern Ill. | 63 72 | |
| | | | | | | | | | 283 | A Western Mich. | 61 69 | |
| | | | | | | | | | 291 | H Valparaiso | 64 68 | |
| | | | | | | | | | 309 | A North Dakota St. | 54 70 | |
| | | | | | | | | | 320 | H Omaha | 56 48 | |
| | | | | | | | | | 337 | A Evansville | 72 66 | |
| LAST 12 Division I GAMES: | | | | | | | | | | | | |
| | | | 183 | A Oral Roberts | 56 66 | | 36 | H South Dakota | 49 71 | | | |
| | | | 168 | H Denver | 70 55 | | 28 | H South Dakota St. | 52 85 | | | |
| | | | 320 | H Omaha | 56 48 | | 222 | A North Dakota | 60 79 | | | |
| | | | 237 | A Western Ill. | 59 73 | | 309 | A North Dakota St. | 54 70 | | | |
| | | | 36 | A South Dakota | 51 69 | | 291 | H Valparaiso | 64 68 | | | |
| | | | 183 | H Oral Roberts | 61 72 | | 191 | H Eastern Mich. | 72 87 | | | |

Non-Div I Games: Taylor (IN) 84 74 Goshen 86 45 Ind.-Kokomo 87 50

Purdue Fort Wayne

Loss, Non-Conf, S Site, H Home A Away N Neutral

Quinnipiac

Through Games Of Feb. 3, 2019

| | | | | | | | | | | |
|-------------------|----------|-----------|----------------|------------|-------------|---------------|------|------|-------|-----------|
| Average RPI Win: | 216 | WON-LOST | WINNING | LAST 10 | STRENGTH OF | OPP. STRENGTH | TEAM | ADJ. | CONF. | ADJ CONF. |
| Average RPI Loss: | 37 | RECORD | PCT. RANK | GAMES | SCHEDULE | OF SCHEDULE | RPI | RPI | RPI | RPI |
| DIV. I ONLY | 15- 6 | 65 | 1- 0 | 99 | 134 | 60 | 60 | 26 | 26 | |
| DIV. I NON-CONF. | 5- 6 | 177 | 1- 0 | 20 | 11 | 52 | 52 | 28 | 28 | |
| TOTALS | RPI 1-25 | RPI 26-50 | W-L RECORDS | RPI 51-100 | RPI 101-150 | RPI 150+ | | | | |
| 15- 6 | 0- 2 | 0- 3 | OVERALL | 2- 1 | 2- 0 | 11- 0 | | | | |
| 6- 2 | 0- 2 | 0- 0 | HOME | 0- 0 | 0- 0 | 6- 0 | | | | |
| 8- 2 | 0- 0 | 0- 1 | AWAY | 2- 1 | 2- 0 | 4- 0 | | | | |
| 1- 2 | 0- 0 | 0- 2 | NEUTRAL | 0- 0 | 0- 0 | 1- 0 | | | | |
| 5- 6 | 0- 2 | 0- 3 | NON-CONFERENCE | 2- 1 | 1- 0 | 2- 0 | | | | |
| 1- 2 | 0- 2 | 0- 0 | HOME | 0- 0 | 0- 0 | 1- 0 | | | | |
| 3- 2 | 0- 0 | 0- 1 | AWAY | 2- 1 | 1- 0 | 0- 0 | | | | |
| 1- 2 | 0- 0 | 0- 2 | NEUTRAL | 0- 0 | 0- 0 | 1- 0 | | | | |
| 10- 0 | 0- 0 | 0- 0 | CONFERENCE | 0- 0 | 1- 0 | 9- 0 | | | | |
| 5- 0 | 0- 0 | 0- 0 | HOME | 0- 0 | 0- 0 | 5- 0 | | | | |
| 5- 0 | 0- 0 | 0- 0 | AWAY | 0- 0 | 1- 0 | 4- 0 | | | | |
| 0- 0 | 0- 0 | 0- 0 | NEUTRAL | 0- 0 | 0- 0 | 0- 0 | | | | |

| RPI 1-25 | | | | RPI 26-50 | | | | RPI 51-100 Team's RPI: 60 | | | | RPI 101+ | | | |
|---------------------------|---|---------------|-------|-----------|---|----------|-------|---------------------------|---|---------------|-------|----------|---|---------------|-------|
| RPI | S | Opponent | Score | RPI | S | Opponent | Score | RPI | S | Opponent | Score | RPI | S | Opponent | Score |
| 14 | H | UCF | 45 47 | 29 | N | Texas | 55 56 | 68 | A | Harvard | 72 67 | 103 | A | Providence | 48 44 |
| 21 | H | Central Mich. | 52 67 | 35 | N | Missouri | 51 65 | 77 | A | Princeton | 42 54 | 150 | A | Marist | 76 69 |
| | | | | 48 | A | Bucknell | 58 75 | 88 | A | Drexel | 56 52 | 180 | N | Ball St. | 69 66 |
| | | | | | | | | | | | | 194 | H | Rider | 72 56 |
| | | | | | | | | | | | | 230 | A | Monmouth | 58 46 |
| | | | | | | | | | | | | 230 | H | Monmouth | 67 38 |
| | | | | | | | | | | | | 231 | A | Niagara | 96 55 |
| | | | | | | | | | | | | 261 | H | Richmond | 65 48 |
| | | | | | | | | | | | | 267 | A | Canisius | 55 42 |
| | | | | | | | | | | | | 271 | H | Siena | 68 31 |
| | | | | | | | | | | | | 315 | H | Saint Peter's | 90 45 |
| | | | | | | | | | | | | 316 | H | Fairfield | 81 36 |
| | | | | | | | | | | | | 329 | A | Iona | 76 39 |
| LAST 12 Division I GAMES: | | | | | | | | | | | | | | | |
| | | | | 35 | N | Missouri | 51 65 | 180 | N | Ball St. | 69 66 | | | | |
| | | | | 194 | H | Rider | 72 56 | 231 | A | Niagara | 96 55 | | | | |
| | | | | 230 | A | Monmouth | 58 46 | 230 | H | Monmouth | 67 38 | | | | |
| | | | | 329 | A | Iona | 76 39 | 150 | A | Marist | 76 69 | | | | |
| | | | | 271 | H | Siena | 68 31 | 315 | H | Saint Peter's | 90 45 | | | | |
| | | | | 267 | A | Canisius | 55 42 | 316 | H | Fairfield | 81 36 | | | | |

Non-Div I Games:

Quinnipiac

Loss, Non-Conf, S Site, H Home A Away N Neutral

| | | | | | | | | | |
|------------------------------|----------|-----------|----------------|-------------|---------------|----------|------|-------|-----------|
| Average RPI Win: 240 | WON-LOST | WINNING | LAST 10 | STRENGTH OF | OPP. STRENGTH | TEAM | ADJ. | CONF. | ADJ CONF. |
| Average RPI Loss: 120 | RECORD | PCT. RANK | GAMES | SCHEDULE | OF SCHEDULE | RPI | RPI | RPI | RPI |
| DIV. I ONLY | 13- 6 | 74 | 1- 0 | 212 | 252 | 121 | 121 | 28 | 28 |
| DIV. I NON-CONF. | 5- 5 | 162 | 0- 0 | 109 | 101 | 111 | 111 | 29 | 29 |
| TOTALS | RPI 1-25 | RPI 26-50 | W-L RECORDS | RPI 51-100 | RPI 101-150 | RPI 150+ | | | |
| 13- 6 | 0- 1 | 0- 0 | OVERALL | 0- 2 | 3- 1 | 10- 2 | | | |
| 6- 1 | 0- 0 | 0- 0 | HOME | 0- 0 | 1- 1 | 5- 0 | | | |
| 6- 4 | 0- 1 | 0- 0 | AWAY | 0- 1 | 2- 0 | 4- 2 | | | |
| 1- 1 | 0- 0 | 0- 0 | NEUTRAL | 0- 1 | 0- 0 | 1- 0 | | | |
| 5- 5 | 0- 1 | 0- 0 | NON-CONFERENCE | 0- 2 | 2- 1 | 3- 1 | | | |
| 2- 1 | 0- 0 | 0- 0 | HOME | 0- 0 | 0- 1 | 2- 0 | | | |
| 2- 3 | 0- 1 | 0- 0 | AWAY | 0- 1 | 2- 0 | 0- 1 | | | |
| 1- 1 | 0- 0 | 0- 0 | NEUTRAL | 0- 1 | 0- 0 | 1- 0 | | | |
| 8- 1 | 0- 0 | 0- 0 | CONFERENCE | 0- 0 | 1- 0 | 7- 1 | | | |
| 4- 0 | 0- 0 | 0- 0 | HOME | 0- 0 | 1- 0 | 3- 0 | | | |
| 4- 1 | 0- 0 | 0- 0 | AWAY | 0- 0 | 0- 0 | 4- 1 | | | |
| 0- 0 | 0- 0 | 0- 0 | NEUTRAL | 0- 0 | 0- 0 | 0- 0 | | | |

| RPI 1-25 | | | | RPI 26-50 | | | | RPI 51-100 | | | | RPI 101+ Team's RPI: 121 | | | |
|---------------------------|---|----------------|--------------|-----------|---|----------------|--------------|------------|---|---------------|--------------|--------------------------|---|--------------------|--------------|
| RPI | S | Opponent | Score | RPI | S | Opponent | Score | RPI | S | Opponent | Score | RPI | S | Opponent | Score |
| 9 | A | NC State | 58 75 | | | | | 56 | A | Virginia Tech | 44 55 | 104 | A | Virginia | 57 44 |
| | | | | | | | | 100 | N | Nebraska | 39 77 | 117 | H | Morehead St. | 72 79 |
| | | | | | | | | | | | | 120 | A | VCU | 54 49 |
| | | | | | | | | | | | | 127 | H | High Point | 80 58 |
| | | | | | | | | | | | | 179 | H | UNC Asheville | 60 46 |
| | | | | | | | | | | | | 186 | N | Temple | 56 50 |
| | | | | | | | | | | | | 190 | A | Hampton | 54 68 |
| | | | | | | | | | | | | 245 | A | Mt. St. Mary's | 77 89 |
| | | | | | | | | | | | | 246 | H | ETSU | 79 64 |
| | | | | | | | | | | | | 249 | A | Campbell | 56 52 |
| | | | | | | | | | | | | 275 | H | Winthrop | 70 49 |
| | | | | | | | | | | | | 295 | H | South Carolina St. | 61 31 |
| | | | | | | | | | | | | 330 | A | Charleston So. | 67 41 |
| | | | | | | | | | | | | 334 | H | Presbyterian | 59 49 |
| | | | | | | | | | | | | 338 | A | USC Upstate | 82 41 |
| | | | | | | | | | | | | 342 | A | Longwood | 68 34 |
| LAST 12 Division I GAMES: | | | | | | | | | | | | | | | |
| 249 | A | Campbell | 56 52 | 338 | A | USC Upstate | 82 41 | | | | | | | | |
| 334 | H | Presbyterian | 59 49 | 127 | H | High Point | 80 58 | | | | | | | | |
| 342 | A | Longwood | 68 34 | 179 | H | UNC Asheville | 60 46 | | | | | | | | |
| 330 | A | Charleston So. | 67 41 | 245 | A | Mt. St. Mary's | 77 89 | | | | | | | | |
| 275 | H | Winthrop | 70 49 | 120 | A | VCU | 54 49 | | | | | | | | |
| 190 | A | Hampton | 54 68 | 117 | H | Morehead St. | 72 79 | | | | | | | | |

Non-Div I Games: Shepherd

60 46

Radford

■ Loss,
 ■ Non-Conf, S Site,
 ■ Home
 ■ Away
 N Neutral

Rhode Island

Through Games Of Feb. 3, 2019

| Average RPI Win: | 215 | WON-LOST | WINNING | LAST 10 | STRENGTH OF | OPP. STRENGTH | TEAM | ADJ. | CONF. | ADJ CONF. |
|-------------------|----------|-----------|----------------|------------|-------------|---------------|------|------|-------|-----------|
| Average RPI Loss: | 127 | RECORD | PCT. RANK | GAMES | SCHEDULE | OF SCHEDULE | RPI | RPI | RPI | RPI |
| DIV. I ONLY | 7- 14 | 259 | 1- 0 | 101 | 170 | 199 | 199 | 17 | 17 | |
| DIV. I NON-CONF. | 5- 7 | 206 | 1- 0 | 70 | 173 | 153 | 153 | 16 | 16 | |
| TOTALS | RPI 1-25 | RPI 26-50 | W-L RECORDS | RPI 51-100 | RPI 101-150 | RPI 150+ | | | | |
| 7- 14 | 0- 0 | 0- 2 | OVERALL | 0- 2 | 1- 6 | 6- 4 | | | | |
| 3- 8 | 0- 0 | 0- 0 | HOME | 0- 2 | 1- 4 | 2- 2 | | | | |
| 4- 6 | 0- 0 | 0- 2 | AWAY | 0- 0 | 0- 2 | 4- 2 | | | | |
| 0- 0 | 0- 0 | 0- 0 | NEUTRAL | 0- 0 | 0- 0 | 0- 0 | | | | |
| 5- 7 | 0- 0 | 0- 2 | NON-CONFERENCE | 0- 2 | 1- 2 | 4- 1 | | | | |
| 3- 3 | 0- 0 | 0- 0 | HOME | 0- 2 | 1- 1 | 2- 0 | | | | |
| 2- 4 | 0- 0 | 0- 2 | AWAY | 0- 0 | 0- 1 | 2- 1 | | | | |
| 0- 0 | 0- 0 | 0- 0 | NEUTRAL | 0- 0 | 0- 0 | 0- 0 | | | | |
| 2- 7 | 0- 0 | 0- 0 | CONFERENCE | 0- 0 | 0- 4 | 2- 3 | | | | |
| 0- 5 | 0- 0 | 0- 0 | HOME | 0- 0 | 0- 3 | 0- 2 | | | | |
| 2- 2 | 0- 0 | 0- 0 | AWAY | 0- 0 | 0- 1 | 2- 1 | | | | |
| 0- 0 | 0- 0 | 0- 0 | NEUTRAL | 0- 0 | 0- 0 | 0- 0 | | | | |

| RPI | S | Opponent | Score | RPI | S | Opponent | Score | RPI | S | Opponent | Score | RPI | S | Opponent | Score | Team's RPI: 199 |
|---------------------------|---|-----------------|-------|-----|-----|----------|-------------------|-----|----|----------|-------|-------------------|----|----------|-------|-----------------|
| 33 | A | Kentucky | 52 | 75 | 68 | H | Harvard | 47 | 80 | 102 | H | Boston College | 64 | 88 | | |
| 47 | A | Clemson | 67 | 80 | 97 | H | Hartford | 51 | 65 | 103 | H | Providence | 72 | 65 | | |
| | | | | | | | | | | 108 | H | Dayton | 62 | 74 | | |
| | | | | | | | | | | 120 | A | VCU | 39 | 74 | | |
| | | | | | | | | | | 129 | A | Minnesota | 71 | 91 | | |
| | | | | | | | | | | 133 | H | Davidson | 67 | 77 | | |
| | | | | | | | | | | 140 | H | Fordham | 38 | 56 | | |
| | | | | | | | | | | 188 | H | George Washington | 59 | 64 | | |
| | | | | | | | | | | 196 | A | Saint Louis | 68 | 56 | | |
| | | | | | | | | | | 202 | A | George Mason | 69 | 75 | | |
| | | | | | | | | | | 203 | H | St. Bonaventure | 68 | 84 | | |
| | | | | | | | | | | 209 | A | Holy Cross | 65 | 73 | | |
| | | | | | | | | | | 212 | A | Robert Morris | 46 | 41 | | |
| | | | | | | | | | | 222 | H | North Dakota | 77 | 63 | | |
| | | | | | | | | | | 239 | H | Brown | 72 | 67 | | |
| | | | | | | | | | | 261 | A | Richmond | 66 | 60 | | |
| | | | | | | | | | | 273 | A | Vermont | 61 | 58 | | |
| LAST 12 Division I GAMES: | | | | | | | | | | | | | | | | |
| 108 | H | Dayton | 62 | 74 | 239 | H | Brown | 72 | 67 | | | | | | | |
| 203 | H | St. Bonaventure | 68 | 84 | 133 | H | Davidson | 67 | 77 | | | | | | | |
| 202 | A | George Mason | 69 | 75 | 188 | H | George Washington | 59 | 64 | | | | | | | |
| 140 | H | Fordham | 38 | 56 | 261 | A | Richmond | 66 | 60 | | | | | | | |
| 120 | A | VCU | 39 | 74 | 68 | H | Harvard | 47 | 80 | | | | | | | |
| 196 | A | Saint Louis | 68 | 56 | 129 | A | Minnesota | 71 | 91 | | | | | | | |

Non-Div I Games:

Rhode Island

■ Loss,
 ■ Non-Conf,
 ■ S Site,
 ■ H Home
 ■ A Away
 N Neutral

| | | | | | | | | | | |
|-------------------|----------|-----------|----------------|------------|-------------|---------------|------|------|-------|-----------|
| Average RPI Win: | 195 | WON-LOST | WINNING | LAST 10 | STRENGTH OF | OPP. STRENGTH | TEAM | ADJ. | CONF. | ADJ CONF. |
| Average RPI Loss: | 30 | RECORD | PCT. RANK | GAMES | SCHEDULE | OF SCHEDULE | RPI | RPI | RPI | RPI |
| DIV. I ONLY | 18- 3 | 16 | 1- 0 | 163 | 117 | 38 | 38 | 14 | 14 | |
| DIV. I NON-CONF. | 9- 3 | 61 | 0- 0 | 242 | 98 | 86 | 86 | 18 | 18 | |
| TOTALS | RPI 1-25 | RPI 26-50 | W-L RECORDS | RPI 51-100 | RPI 101-150 | RPI 150+ | | | | |
| 18- 3 | 0- 2 | 0- 1 | OVERALL | 3- 0 | 1- 0 | 14- 0 | | | | |
| 10- 0 | 0- 0 | 0- 0 | HOME | 1- 0 | 0- 0 | 9- 0 | | | | |
| 7- 2 | 0- 1 | 0- 1 | AWAY | 2- 0 | 1- 0 | 4- 0 | | | | |
| 1- 1 | 0- 1 | 0- 0 | NEUTRAL | 0- 0 | 0- 0 | 1- 0 | | | | |
| 9- 3 | 0- 2 | 0- 1 | NON-CONFERENCE | 1- 0 | 0- 0 | 8- 0 | | | | |
| 5- 0 | 0- 0 | 0- 0 | HOME | 0- 0 | 0- 0 | 5- 0 | | | | |
| 3- 2 | 0- 1 | 0- 1 | AWAY | 1- 0 | 0- 0 | 2- 0 | | | | |
| 1- 1 | 0- 1 | 0- 0 | NEUTRAL | 0- 0 | 0- 0 | 1- 0 | | | | |
| 9- 0 | 0- 0 | 0- 0 | CONFERENCE | 2- 0 | 1- 0 | 6- 0 | | | | |
| 5- 0 | 0- 0 | 0- 0 | HOME | 1- 0 | 0- 0 | 4- 0 | | | | |
| 4- 0 | 0- 0 | 0- 0 | AWAY | 1- 0 | 1- 0 | 2- 0 | | | | |
| 0- 0 | 0- 0 | 0- 0 | NEUTRAL | 0- 0 | 0- 0 | 0- 0 | | | | |

| RPI 1-25 | | | | RPI 26-50 | | | | Team's RPI: 38 | | | | RPI 51-100 | | | | RPI 101+ | | | |
|---------------------------|---|----------------|-------|-----------|---|-----------------|-------|----------------|---|--------------|-------|------------|---|-----------------|-------|----------|---|----------|-------|
| RPI | S | Opponent | Score | RPI | S | Opponent | Score | RPI | S | Opponent | Score | RPI | S | Opponent | Score | RPI | S | Opponent | Score |
| 20 | A | Texas A&M | 54 65 | 49 | A | UCLA | 50 59 | 59 | A | Middle Tenn. | 60 47 | 141 | A | UAB | 55 43 | | | | |
| 22 | N | North Carolina | 50 71 | | | | | 67 | H | Old Dominion | 48 42 | 153 | H | Georgia St. | 66 49 | | | | |
| | | | | | | | | 80 | A | Little Rock | 79 65 | 157 | A | Louisiana Tech | 61 51 | | | | |
| | | | | | | | | | | | | 158 | H | Charlotte | 61 51 | | | | |
| | | | | | | | | | | | | 177 | H | North Texas | 64 52 | | | | |
| | | | | | | | | | | | | 185 | A | Southern Miss. | 58 47 | | | | |
| | | | | | | | | | | | | 187 | N | Coastal Caro. | 56 52 | | | | |
| | | | | | | | | | | | | 198 | A | Prairie View | 68 58 | | | | |
| | | | | | | | | | | | | 204 | H | SMU | 66 52 | | | | |
| | | | | | | | | | | | | 244 | H | Texas Southern | 76 71 | | | | |
| | | | | | | | | | | | | 274 | H | UTSA | 85 54 | | | | |
| | | | | | | | | | | | | 279 | H | UTEP | 76 42 | | | | |
| | | | | | | | | | | | | 311 | H | New Orleans | 67 56 | | | | |
| | | | | | | | | | | | | 312 | H | McNeese | 93 65 | | | | |
| | | | | | | | | | | | | 324 | A | Incarinate Word | 74 63 | | | | |
| LAST 12 Division I GAMES: | | | | | | | | | | | | | | | | | | | |
| 158 | H | Charlotte | 61 51 | 67 | H | Old Dominion | 48 42 | | | | | | | | | | | | |
| 141 | A | UAB | 55 43 | 157 | A | Louisiana Tech | 61 51 | | | | | | | | | | | | |
| 59 | A | Middle Tenn. | 60 47 | 185 | A | Southern Miss. | 58 47 | | | | | | | | | | | | |
| 177 | H | North Texas | 64 52 | 324 | A | Incarinate Word | 74 63 | | | | | | | | | | | | |
| 279 | H | UTEP | 76 42 | 187 | N | Coastal Caro. | 56 52 | | | | | | | | | | | | |
| 274 | H | UTSA | 85 54 | 22 | N | North Carolina | 50 71 | | | | | | | | | | | | |

Non-Div I Games:

Rice

■ Loss,
■ Non-Conf, S Site,
■ Home
■ Away
N Neutral

| | | | | | | | | | | |
|-------------------|----------|-----------|----------------|------------|-------------|---------------|------|------|-------|-----------|
| Average RPI Win: | 248 | WON-LOST | WINNING | LAST 10 | STRENGTH OF | OPP. STRENGTH | TEAM | ADJ. | CONF. | ADJ CONF. |
| Average RPI Loss: | 129 | RECORD | PCT. RANK | GAMES | SCHEDULE | OF SCHEDULE | RPI | RPI | RPI | RPI |
| DIV. I ONLY | 6- 15 | 284 | 1- 0 | 151 | 141 | 261 | 261 | 17 | 17 | |
| DIV. I NON-CONF. | 3- 10 | 278 | 0- 0 | 113 | 115 | 268 | 268 | 16 | 16 | |
| TOTALS | RPI 1-25 | RPI 26-50 | W-L RECORDS | RPI 51-100 | RPI 101-150 | RPI 150+ | | | | |
| 6- 15 | 0- 1 | 0- 1 | OVERALL | 0- 5 | 0- 5 | 6- 3 | | | | |
| 5- 6 | 0- 0 | 0- 1 | HOME | 0- 2 | 0- 1 | 5- 2 | | | | |
| 1- 8 | 0- 1 | 0- 0 | AWAY | 0- 2 | 0- 4 | 1- 1 | | | | |
| 0- 1 | 0- 0 | 0- 0 | NEUTRAL | 0- 1 | 0- 0 | 0- 0 | | | | |
| 3- 10 | 0- 1 | 0- 1 | NON-CONFERENCE | 0- 5 | 0- 1 | 3- 2 | | | | |
| 3- 4 | 0- 0 | 0- 1 | HOME | 0- 2 | 0- 0 | 3- 1 | | | | |
| 0- 5 | 0- 1 | 0- 0 | AWAY | 0- 2 | 0- 1 | 0- 1 | | | | |
| 0- 1 | 0- 0 | 0- 0 | NEUTRAL | 0- 1 | 0- 0 | 0- 0 | | | | |
| 3- 5 | 0- 0 | 0- 0 | CONFERENCE | 0- 0 | 0- 4 | 3- 1 | | | | |
| 2- 2 | 0- 0 | 0- 0 | HOME | 0- 0 | 0- 1 | 2- 1 | | | | |
| 1- 3 | 0- 0 | 0- 0 | AWAY | 0- 0 | 0- 3 | 1- 0 | | | | |
| 0- 0 | 0- 0 | 0- 0 | NEUTRAL | 0- 0 | 0- 0 | 0- 0 | | | | |

| RPI 1-25 | | | | RPI 26-50 | | | | RPI 51-100 | | | | RPI 101+ Team's RPI: 261 | | | |
|---------------------------|---|----------------|-------|-----------|---|----------------|--------|------------|---|---------------|-------|--------------------------|---|----------------|-------|
| RPI | S | Opponent | Score | RPI | S | Opponent | Score | RPI | S | Opponent | Score | RPI | S | Opponent | Score |
| 14 | A | UCF | 48 70 | 41 | H | Ohio | 58 109 | 56 | N | Virginia Tech | 57 85 | 120 | H | VCU | 43 68 |
| | | | | | | | | 60 | A | Quinnipiac | 48 65 | 133 | A | Davidson | 55 78 |
| | | | | | | | | 88 | H | Drexel | 35 58 | 140 | A | Fordham | 48 60 |
| | | | | | | | | 93 | H | Georgetown | 53 73 | 147 | A | William & Mary | 55 65 |
| | | | | | | | | 99 | A | Wake Forest | 48 62 | 148 | A | Duquesne | 54 80 |
| | | | | | | | | | | | | 174 | H | UMES | 57 55 |
| | | | | | | | | | | | | 199 | H | Rhode Island | 60 66 |
| | | | | | | | | | | | | 208 | H | Massachusetts | 62 58 |
| | | | | | | | | | | | | 224 | H | Howard | 67 60 |
| | | | | | | | | | | | | 281 | H | Saint Joseph's | 46 45 |
| | | | | | | | | | | | | 286 | A | La Salle | 74 60 |
| | | | | | | | | | | | | 288 | A | Fla. Atlantic | 55 69 |
| | | | | | | | | | | | | 313 | H | UNC Greensboro | 59 48 |
| | | | | | | | | | | | | 316 | H | Fairfield | 40 58 |
| LAST 12 Division I GAMES: | | | | | | | | | | | | | | | |
| 286 | A | La Salle | 74 60 | 208 | H | Massachusetts | 62 58 | | | | | | | | |
| 281 | H | Saint Joseph's | 46 45 | 199 | H | Rhode Island | 60 66 | | | | | | | | |
| 148 | A | Duquesne | 54 80 | 313 | H | UNC Greensboro | 59 48 | | | | | | | | |
| 133 | A | Davidson | 55 78 | 88 | H | Drexel | 35 58 | | | | | | | | |
| 120 | H | VCU | 43 68 | 41 | H | Ohio | 58 109 | | | | | | | | |
| 140 | A | Fordham | 48 60 | 60 | A | Quinnipiac | 48 65 | | | | | | | | |

Non-Div I Games:

Richmond

■ Loss,
 ■ Non-Conf, S Site,
 ■ Home
 ■ Away
 N Neutral

| | | | | | | | | | |
|------------------------------|--------------|------------|----------------|-------------|---------------|------------|------------|-----------|-----------|
| Average RPI Win: 273 | WON-LOST | WINNING | LAST 10 | STRENGTH OF | OPP. STRENGTH | TEAM | ADJ. | CONF. | ADJ CONF. |
| Average RPI Loss: 149 | RECORD | PCT. RANK | GAMES | SCHEDULE | OF SCHEDULE | RPI | RPI | RPI | RPI |
| DIV. I ONLY | 11- 9 | 141 | 0- 1 | 283 | 237 | 194 | 194 | 26 | 26 |
| DIV. I NON-CONF. | 4- 7 | 228 | 0- 1 | 237 | 194 | 252 | 252 | 28 | 28 |
| TOTALS | RPI 1-25 | RPI 26-50 | W-L RECORDS | RPI 51-100 | RPI 101-150 | RPI 150+ | | | |
| 11- 9 | 0- 0 | 0- 1 | OVERALL | 0- 3 | 1- 1 | 10- 4 | | | |
| 4- 4 | 0- 0 | 0- 0 | HOME | 0- 2 | 0- 0 | 4- 2 | | | |
| 7- 4 | 0- 0 | 0- 1 | AWAY | 0- 1 | 1- 0 | 6- 2 | | | |
| 0- 1 | 0- 0 | 0- 0 | NEUTRAL | 0- 0 | 0- 1 | 0- 0 | | | |
| 4- 7 | 0- 0 | 0- 1 | NON-CONFERENCE | 0- 2 | 0- 1 | 4- 3 | | | |
| 2- 3 | 0- 0 | 0- 0 | HOME | 0- 2 | 0- 0 | 2- 1 | | | |
| 2- 3 | 0- 0 | 0- 1 | AWAY | 0- 0 | 0- 0 | 2- 2 | | | |
| 0- 1 | 0- 0 | 0- 0 | NEUTRAL | 0- 0 | 0- 1 | 0- 0 | | | |
| 7- 2 | 0- 0 | 0- 0 | CONFERENCE | 0- 1 | 1- 0 | 6- 1 | | | |
| 2- 1 | 0- 0 | 0- 0 | HOME | 0- 0 | 0- 0 | 2- 1 | | | |
| 5- 1 | 0- 0 | 0- 0 | AWAY | 0- 1 | 1- 0 | 4- 0 | | | |
| 0- 0 | 0- 0 | 0- 0 | NEUTRAL | 0- 0 | 0- 0 | 0- 0 | | | |

| RPI S | Opponent | Score | RPI S | Opponent | Score | RPI S | Opponent | Score | RPI S | Opponent | Score | Team's RPI: 194 |
|---------------------------|-----------------|--------------|-------|------------------|---------------|-------|------------------|---------------|-------|----------|-------|-----------------|
| 48 | A Bucknell | 59 80 | 60 | A Quinnipiac | 56 72 | 102 | N Boston College | 61 112 | | | | |
| | | | 77 | H Princeton | 65 89 | 150 | A Marist | 68 58 | | | | |
| | | | 93 | H Georgetown | 49 79 | 209 | A Holy Cross | 61 71 | | | | |
| | | | | | | 216 | H Navy | 60 66 | | | | |
| | | | | | | 230 | A Monmouth | 55 43 | | | | |
| | | | | | | 243 | A Binghamton | 62 57 | | | | |
| | | | | | | 245 | H Mt. St. Mary's | 85 67 | | | | |
| | | | | | | 267 | H Canisius | 49 62 | | | | |
| | | | | | | 271 | A Siena | 55 52 | | | | |
| | | | | | | 273 | A Vermont | 49 54 | | | | |
| | | | | | | 281 | A Saint Joseph's | 56 54 | | | | |
| | | | | | | 308 | H NJIT | 67 46 | | | | |
| | | | | | | 315 | H Saint Peter's | 60 38 | | | | |
| | | | | | | 316 | H Fairfield | 62 59 | | | | |
| | | | | | | 319 | A Manhattan | 73 63 | | | | |
| | | | | | | 329 | A Iona | 66 58 | | | | |
| LAST 12 Division I GAMES: | | | | | | | | | | | | |
| 60 | A Quinnipiac | 56 72 | 102 | N Boston College | 61 112 | | | | | | | |
| 150 | A Marist | 68 58 | 271 | A Siena | 55 52 | | | | | | | |
| 267 | H Canisius | 49 62 | 230 | A Monmouth | 55 43 | | | | | | | |
| 319 | A Manhattan | 73 63 | 316 | H Fairfield | 62 59 | | | | | | | |
| 315 | H Saint Peter's | 60 38 | 93 | H Georgetown | 49 79 | | | | | | | |
| 329 | A Iona | 66 58 | 48 | A Bucknell | 59 80 | | | | | | | |

Non-Div I Games:

Rider

| Average RPI Win: | 303 | WON-LOST | WINNING | LAST 10 | STRENGTH OF | OPP. STRENGTH | TEAM | ADJ. | CONF. | ADJ CONF. |
|-------------------|----------|-----------|----------------|------------|-------------|---------------|------|------|-------|-----------|
| Average RPI Loss: | 124 | RECORD | PCT. RANK | GAMES | SCHEDULE | OF SCHEDULE | RPI | RPI | RPI | RPI |
| DIV. I ONLY | 11- 8 | 127 | 0- 1 | 321 | 276 | 212 | 212 | 31 | 31 | |
| DIV. I NON-CONF. | 2- 8 | 293 | 0- 1 | 251 | 62 | 316 | 316 | 31 | 31 | |
| TOTALS | RPI 1-25 | RPI 26-50 | W-L RECORDS | RPI 51-100 | RPI 101-150 | RPI 150+ | | | | |
| 11- 8 | 0- 1 | 0- 1 | OVERALL | 0- 1 | 0- 2 | 11- 3 | | | | |
| 6- 3 | 0- 0 | 0- 1 | HOME | 0- 1 | 0- 0 | 6- 1 | | | | |
| 5- 4 | 0- 1 | 0- 0 | AWAY | 0- 0 | 0- 2 | 5- 1 | | | | |
| 0- 1 | 0- 0 | 0- 0 | NEUTRAL | 0- 0 | 0- 0 | 0- 1 | | | | |
| 2- 8 | 0- 1 | 0- 1 | NON-CONFERENCE | 0- 1 | 0- 2 | 2- 3 | | | | |
| 2- 3 | 0- 0 | 0- 1 | HOME | 0- 1 | 0- 0 | 2- 1 | | | | |
| 0- 4 | 0- 1 | 0- 0 | AWAY | 0- 0 | 0- 2 | 0- 1 | | | | |
| 0- 1 | 0- 0 | 0- 0 | NEUTRAL | 0- 0 | 0- 0 | 0- 1 | | | | |
| 9- 0 | 0- 0 | 0- 0 | CONFERENCE | 0- 0 | 0- 0 | 9- 0 | | | | |
| 4- 0 | 0- 0 | 0- 0 | HOME | 0- 0 | 0- 0 | 4- 0 | | | | |
| 5- 0 | 0- 0 | 0- 0 | AWAY | 0- 0 | 0- 0 | 5- 0 | | | | |
| 0- 0 | 0- 0 | 0- 0 | NEUTRAL | 0- 0 | 0- 0 | 0- 0 | | | | |

| RPI 1-25 | | | | RPI 26-50 | | | | RPI 51-100 | | | | RPI 101+ Team's RPI: 212 | | | |
|---------------------------|---|---------------------|-------|-----------|---|----------------------|-------|------------|---|----------|-------|--------------------------|---|----------------------|-------|
| RPI | S | Opponent | Score | RPI | S | Opponent | Score | RPI | S | Opponent | Score | RPI | S | Opponent | Score |
| 13 | A | Iowa | 63 92 | 42 | H | James Madison | 36 59 | 75 | H | Kent St. | 46 54 | 111 | A | Loyola Marymount | 53 61 |
| | | | | | | | | | | | | 126 | A | Youngstown St. | 59 69 |
| | | | | | | | | | | | | 199 | H | Rhode Island | 41 46 |
| | | | | | | | | | | | | 204 | N | SMU | 55 60 |
| | | | | | | | | | | | | 220 | A | Bowling Green | 60 61 |
| | | | | | | | | | | | | 242 | H | Sacred Heart | 64 46 |
| | | | | | | | | | | | | 245 | H | Mt. St. Mary's | 70 58 |
| | | | | | | | | | | | | 254 | A | St. Francis Brooklyn | 75 56 |
| | | | | | | | | | | | | 286 | H | La Salle | 67 39 |
| | | | | | | | | | | | | 298 | A | Central Conn. St. | 64 57 |
| | | | | | | | | | | | | 299 | A | Bryant | 60 57 |
| | | | | | | | | | | | | 326 | H | Wagner | 69 46 |
| | | | | | | | | | | | | 343 | A | Fairleigh Dickinson | 63 43 |
| | | | | | | | | | | | | 343 | H | Fairleigh Dickinson | 71 49 |
| | | | | | | | | | | | | 347 | H | Delaware St. | 64 63 |
| | | | | | | | | | | | | 351 | A | LIU Brooklyn | 89 37 |
| LAST 12 Division I GAMES: | | | | | | | | | | | | | | | |
| 343 | A | Fairleigh Dickinson | 63 43 | 111 | A | Loyola Marymount | 53 61 | | | | | | | | |
| 242 | H | Sacred Heart | 64 46 | 254 | A | St. Francis Brooklyn | 75 56 | | | | | | | | |
| 326 | H | Wagner | 69 46 | 343 | H | Fairleigh Dickinson | 71 49 | | | | | | | | |
| 298 | A | Central Conn. St. | 64 57 | 245 | H | Mt. St. Mary's | 70 58 | | | | | | | | |
| 299 | A | Bryant | 60 57 | 42 | H | James Madison | 36 59 | | | | | | | | |
| 351 | A | LIU Brooklyn | 89 37 | 347 | H | Delaware St. | 64 63 | | | | | | | | |

Non-Div I Games: Pitt.-Johnstown 73 53

Robert Morris

■ Loss,
 ■ Non-Conf,
 ■ S Site,
 ■ H Home
 ■ A Away
 N Neutral

| Average RPI Win: 132 | | WON-LOST | WINNING | LAST 10 | STRENGTH OF | OPP. STRENGTH | TEAM | ADJ. | CONF. | ADJ CONF. |
|----------------------|----------|----------|-----------|---------|----------------|---------------|-------------|------|----------|-----------|
| Average RPI Loss: 46 | | RECORD | PCT. RANK | GAMES | SCHEDULE | OF SCHEDULE | RPI | RPI | RPI | RPI |
| DIV. I ONLY | | 17- 5 | 37 | 1- 0 | 29 | 43 | 16 | 16 | 4 | 4 |
| DIV. I NON-CONF. | | 8- 3 | 72 | 1- 1 | 81 | 85 | 49 | 49 | 6 | 6 |
| <hr/> | | | | | | | | | | |
| TOTALS | RPI 1-25 | | RPI 26-50 | | W-L RECORDS | RPI 51-100 | RPI 101-150 | | RPI 150+ | |
| 17- 5 | 2- 3 | | 2- 0 | | OVERALL | 4- 1 | 2- 1 | | 7- 0 | |
| 11- 0 | 1- 0 | | 2- 0 | | HOME | 2- 0 | 1- 0 | | 5- 0 | |
| 5- 3 | 1- 1 | | 0- 0 | | AWAY | 2- 1 | 1- 1 | | 1- 0 | |
| 1- 2 | 0- 2 | | 0- 0 | | NEUTRAL | 0- 0 | 0- 0 | | 1- 0 | |
| 8- 3 | 0- 2 | | 0- 0 | | NON-CONFERENCE | 2- 1 | 0- 0 | | 6- 0 | |
| 6- 0 | 0- 0 | | 0- 0 | | HOME | 1- 0 | 0- 0 | | 5- 0 | |
| 1- 1 | 0- 0 | | 0- 0 | | AWAY | 1- 1 | 0- 0 | | 0- 0 | |
| 1- 2 | 0- 2 | | 0- 0 | | NEUTRAL | 0- 0 | 0- 0 | | 1- 0 | |
| 9- 2 | 2- 1 | | 2- 0 | | CONFERENCE | 2- 0 | 2- 1 | | 1- 0 | |
| 5- 0 | 1- 0 | | 2- 0 | | HOME | 1- 0 | 1- 0 | | 0- 0 | |
| 4- 2 | 1- 1 | | 0- 0 | | AWAY | 1- 0 | 1- 1 | | 1- 0 | |
| 0- 0 | 0- 0 | | 0- 0 | | NEUTRAL | 0- 0 | 0- 0 | | 0- 0 | |

| RPI | S | Opponent | Score | RPI | S | Opponent | Score | RPI | S | Opponent | Score | RPI | S | Opponent | Score |
|---------------------------|---|--------------|-------|-----|---|----------|-------|-----|---|---------------|-------|-----|---|--------------------|-------|
| 12 | N | Gonzaga | 40 57 | 32 | H | Indiana | 69 64 | 56 | A | Virginia Tech | 51 67 | 114 | A | Penn St. | 69 61 |
| 13 | A | Iowa | 66 72 | 44 | H | Purdue | 65 63 | 64 | H | LSU | 57 43 | 114 | H | Penn St. | 74 61 |
| 18 | A | Maryland | 73 65 | | | | | 68 | A | Harvard | 60 49 | 129 | A | Minnesota | 46 60 |
| 19 | N | Drake | 59 69 | | | | | 85 | H | Northwestern | 45 41 | 165 | H | Stony Brook | 61 47 |
| 24 | H | Michigan St. | 76 62 | | | | | 100 | A | Nebraska | 62 56 | 189 | A | Illinois | 71 60 |
| | | | | | | | | | | | | 205 | H | Saint Francis (PA) | 96 52 |
| | | | | | | | | | | | | 236 | H | Albany (NY) | 65 39 |
| | | | | | | | | | | | | 239 | H | Brown | 73 52 |
| | | | | | | | | | | | | 246 | N | ETSU | 68 44 |
| | | | | | | | | | | | | 298 | H | Central Conn. St. | 73 44 |
| LAST 12 Division I GAMES: | | | | | | | | | | | | | | | |
| 12 | N | Gonzaga | 40 57 | 246 | N | ETSU | 68 44 | | | | | | | | |
| 129 | A | Minnesota | 46 60 | 44 | H | Purdue | 65 63 | | | | | | | | |
| 32 | H | Indiana | 69 64 | 100 | A | Nebraska | 62 56 | | | | | | | | |
| 114 | A | Penn St. | 69 61 | 189 | A | Illinois | 71 60 | | | | | | | | |
| 13 | A | Iowa | 66 72 | 114 | H | Penn St. | 74 61 | | | | | | | | |
| 24 | H | Michigan St. | 76 62 | 239 | H | Brown | 73 52 | | | | | | | | |

Non-Div I Games:

Rutgers

| | | | | | | | | | | |
|-------------------|----------|-----------|----------------|------------|-------------|---------------|------|------|-------|-----------|
| Average RPI Win: | 230 | WON-LOST | WINNING | LAST 10 | STRENGTH OF | OPP. STRENGTH | TEAM | ADJ. | CONF. | ADJ CONF. |
| Average RPI Loss: | 70 | RECORD | PCT. RANK | GAMES | SCHEDULE | OF SCHEDULE | RPI | RPI | RPI | RPI |
| DIV. I ONLY | 14- 3 | 23 | 0- 1 | 211 | 260 | 65 | 65 | 27 | 27 | |
| DIV. I NON-CONF. | 6- 3 | 91 | 0- 1 | 77 | 170 | 55 | 55 | 23 | 23 | |
| TOTALS | RPI 1-25 | RPI 26-50 | W-L RECORDS | RPI 51-100 | RPI 101-150 | RPI 150+ | | | | |
| 14- 3 | 0- 0 | 0- 2 | OVERALL | 1- 0 | 1- 1 | 12- 0 | | | | |
| 8- 0 | 0- 0 | 0- 0 | HOME | 1- 0 | 1- 0 | 6- 0 | | | | |
| 5- 3 | 0- 0 | 0- 2 | AWAY | 0- 0 | 0- 1 | 5- 0 | | | | |
| 1- 0 | 0- 0 | 0- 0 | NEUTRAL | 0- 0 | 0- 0 | 1- 0 | | | | |
| 6- 3 | 0- 0 | 0- 2 | NON-CONFERENCE | 1- 0 | 1- 1 | 4- 0 | | | | |
| 5- 0 | 0- 0 | 0- 0 | HOME | 1- 0 | 1- 0 | 3- 0 | | | | |
| 0- 3 | 0- 0 | 0- 2 | AWAY | 0- 0 | 0- 1 | 0- 0 | | | | |
| 1- 0 | 0- 0 | 0- 0 | NEUTRAL | 0- 0 | 0- 0 | 1- 0 | | | | |
| 8- 0 | 0- 0 | 0- 0 | CONFERENCE | 0- 0 | 0- 0 | 8- 0 | | | | |
| 3- 0 | 0- 0 | 0- 0 | HOME | 0- 0 | 0- 0 | 3- 0 | | | | |
| 5- 0 | 0- 0 | 0- 0 | AWAY | 0- 0 | 0- 0 | 5- 0 | | | | |
| 0- 0 | 0- 0 | 0- 0 | NEUTRAL | 0- 0 | 0- 0 | 0- 0 | | | | |

| RPI 1-25 | RPI 26-50 | RPI 51-100 | Team's RPI: 65 | RPI 101+ |
|---------------------------|------------------------------|-----------------------------|----------------|------------------------------|
| RPI S Opponent Score | RPI S Opponent Score | RPI S Opponent Score | | RPI S Opponent Score |
| | 27 Miami (FL) 60 81 | 90 Yale 67 57 | | 132 Montana St. 60 53 |
| | 39 New Mexico 33 74 | | | 143 Texas Tech 69 77 |
| | | | | 162 Tulsa 76 34 |
| | | | | 163 Abilene Christian 71 55 |
| | | | | 190 N Hampton 70 68 |
| | | | | 192 Nicholls St. 70 62 |
| | | | | 207 Sam Houston St. 78 68 |
| | | | | 244 Texas Southern 74 55 |
| | | | | 276 Southeastern La. 62 51 |
| | | | | 293 Central Ark. 59 53 |
| | | | | 302 Morgan St. 69 42 |
| | | | | 311 New Orleans 97 38 |
| | | | | 324 Incarnate Word 66 56 |
| | | | | 336 Northwestern St. 84 56 |
| LAST 12 Division I GAMES: | | | | |
| | 90 Yale 67 57 | 39 New Mexico 33 74 | | |
| | 207 Sam Houston St. 78 68 | 336 Northwestern St. 84 56 | | |
| | 293 Central Ark. 59 53 | 192 Nicholls St. 70 62 | | |
| | 163 Abilene Christian 71 55 | 276 Southeastern La. 62 51 | | |
| | 324 Incarnate Word 66 56 | 190 N Hampton 70 68 | | |
| | 311 New Orleans 97 38 | 244 Texas Southern 74 55 | | |

Non-Div I Games: Wiley 97 38 Cameron 86 59 Our Lady of the Lak93 77

SFA

Loss, Non-Conf, S Site, Home Away N Neutral

| | | | | | | | | | | |
|-------------------|----------|-----------|----------------|------------|-------------|---------------|------|------|-------|-----------|
| Average RPI Win: | 288 | WON-LOST | WINNING | LAST 10 | STRENGTH OF | OPP. STRENGTH | TEAM | ADJ. | CONF. | ADJ CONF. |
| Average RPI Loss: | 159 | RECORD | PCT. RANK | GAMES | SCHEDULE | OF SCHEDULE | RPI | RPI | RPI | RPI |
| DIV. I ONLY | 9- 11 | 201 | 1- 0 | 305 | 273 | 234 | 234 | 22 | 22 | |
| DIV. I NON-CONF. | 4- 6 | 212 | 0- 0 | 311 | 251 | 237 | 237 | 20 | 20 | |
| TOTALS | RPI 1-25 | RPI 26-50 | W-L RECORDS | RPI 51-100 | RPI 101-150 | RPI 150+ | | | | |
| 9- 11 | 0- 0 | 0- 1 | OVERALL | 0- 1 | 0- 3 | 9- 6 | | | | |
| 4- 2 | 0- 0 | 0- 0 | HOME | 0- 0 | 0- 1 | 4- 1 | | | | |
| 5- 8 | 0- 0 | 0- 1 | AWAY | 0- 0 | 0- 2 | 5- 5 | | | | |
| 0- 1 | 0- 0 | 0- 0 | NEUTRAL | 0- 1 | 0- 0 | 0- 0 | | | | |
| 4- 6 | 0- 0 | 0- 1 | NON-CONFERENCE | 0- 1 | 0- 0 | 4- 4 | | | | |
| 1- 0 | 0- 0 | 0- 0 | HOME | 0- 0 | 0- 0 | 1- 0 | | | | |
| 3- 5 | 0- 0 | 0- 1 | AWAY | 0- 0 | 0- 0 | 3- 4 | | | | |
| 0- 1 | 0- 0 | 0- 0 | NEUTRAL | 0- 1 | 0- 0 | 0- 0 | | | | |
| 5- 5 | 0- 0 | 0- 0 | CONFERENCE | 0- 0 | 0- 3 | 5- 2 | | | | |
| 3- 2 | 0- 0 | 0- 0 | HOME | 0- 0 | 0- 1 | 3- 1 | | | | |
| 2- 3 | 0- 0 | 0- 0 | AWAY | 0- 0 | 0- 2 | 2- 1 | | | | |
| 0- 0 | 0- 0 | 0- 0 | NEUTRAL | 0- 0 | 0- 0 | 0- 0 | | | | |

| RPI S | Opponent | Score | RPI S | Opponent | Score | RPI S | Opponent | Score | RPI S | Opponent | Score | Team's RPI: 234 |
|---------------------------|---------------------|-------|-------|---------------------|-------|-------|---------------------|-------|-------|---------------------|-------|-----------------|
| 35 | A Missouri | 36 59 | 66 | N Missouri St. | 65 68 | 117 | H Morehead St. | 67 73 | 134 | A UT Martin | 55 68 | |
| | | | | | | 142 | A Tennessee Tech | 55 79 | 184 | H Illinois St. | 68 61 | |
| | | | | | | 189 | A Illinois | 57 74 | 196 | A Saint Louis | 56 63 | |
| | | | | | | 213 | A Southeast Mo. St. | 58 63 | 213 | H Southeast Mo. St. | 52 62 | |
| | | | | | | 219 | A UMKC | 75 80 | 223 | A Jacksonville St. | 51 47 | |
| | | | | | | 227 | A Loyola Chicago | 43 56 | 278 | A Eastern Ill. | 65 56 | |
| | | | | | | 284 | H Austin Peay | 69 68 | 289 | H Murray St. | 71 54 | |
| | | | | | | 323 | H Eastern Ky. | 74 55 | 332 | A Purdue Fort Wayne | 57 49 | |
| | | | | | | 337 | A Evansville | 54 45 | 346 | A Chicago St. | 82 66 | |
| LAST 12 Division I GAMES: | | | | | | | | | | | | |
| 117 | H Morehead St. | 67 73 | 323 | H Eastern Ky. | 74 55 | | | | | | | |
| 134 | A UT Martin | 55 68 | 142 | A Tennessee Tech | 55 79 | | | | | | | |
| 213 | A Southeast Mo. St. | 58 63 | 278 | A Eastern Ill. | 65 56 | | | | | | | |
| 289 | H Murray St. | 71 54 | 213 | H Southeast Mo. St. | 52 62 | | | | | | | |
| 284 | H Austin Peay | 69 68 | 66 | N Missouri St. | 65 68 | | | | | | | |
| 223 | A Jacksonville St. | 51 47 | 219 | A UMKC | 75 80 | | | | | | | |

Non-Div I Games: McKendree 64 63

SIUE

Loss, Non-Conf, S Site, H Home A Away N Neutral

| SMU | | | | STRENGTH OF SCHEDULE | OPP. STRENGTH OF SCHEDULE | TEAM RPI | ADJ. RPI | CONF. RPI | ADJ CONF. RPI |
|-------------------|----------|--------------------|----------------------|-------------------------|------------------------------|-------------|-------------|--------------|------------------|
| Average RPI Win: | 247 | WON-LOST RECORD | WINNING PCT. RANK | | | | | | |
| Average RPI Loss: | 98 | | LAST 10 GAMES | | | | | | |
| DIV. I ONLY | 8- 13 | 240 | 1- 0 | 100 | 142 | 204 | 204 | 9 | 9 |
| DIV. I NON-CONF. | 6- 7 | 172 | 1- 0 | 194 | 257 | 236 | 236 | 9 | 9 |
| ----- | | | | | | | | | |
| TOTALS | RPI 1-25 | RPI 26-50 | W-L RECORDS | RPI 51-100 | RPI 101-150 | RPI 150+ | | | |
| 8- 13 | 0- 2 | 0- 1 | OVERALL | 0- 4 | 0- 5 | 8- 1 | | | |
| 6- 6 | 0- 0 | 0- 0 | HOME | 0- 1 | 0- 4 | 6- 1 | | | |
| 0- 7 | 0- 2 | 0- 1 | AWAY | 0- 3 | 0- 1 | 0- 0 | | | |
| 2- 0 | 0- 0 | 0- 0 | NEUTRAL | 0- 0 | 0- 0 | 2- 0 | | | |
| 6- 7 | 0- 0 | 0- 1 | NON-CONFERENCE | 0- 1 | 0- 4 | 6- 1 | | | |
| 4- 4 | 0- 0 | 0- 0 | HOME | 0- 0 | 0- 3 | 4- 1 | | | |
| 0- 3 | 0- 0 | 0- 1 | AWAY | 0- 1 | 0- 1 | 0- 0 | | | |
| 2- 0 | 0- 0 | 0- 0 | NEUTRAL | 0- 0 | 0- 0 | 2- 0 | | | |
| 2- 6 | 0- 2 | 0- 0 | CONFERENCE | 0- 3 | 0- 1 | 2- 0 | | | |
| 2- 2 | 0- 0 | 0- 0 | HOME | 0- 1 | 0- 1 | 2- 0 | | | |
| 0- 4 | 0- 2 | 0- 0 | AWAY | 0- 2 | 0- 0 | 0- 0 | | | |
| 0- 0 | 0- 0 | 0- 0 | NEUTRAL | 0- 0 | 0- 0 | 0- 0 | | | |

| RPI 1-25 | | | | RPI 26-50 | | | | RPI 51-100 | | | | RPI 101+ Team's RPI: 204 | | | |
|---------------------------|---|-------------|-------|-----------|---|----------------|-------|------------|---|-----------------|-------|--------------------------|---|------------------|-------|
| RPI | S | Opponent | Score | RPI | S | Opponent | Score | RPI | S | Opponent | Score | RPI | S | Opponent | Score |
| 6 | A | UConn | 39 79 | 38 | A | Rice | 52 66 | 51 | A | TCU | 63 65 | 112 | H | Alabama | 61 62 |
| 14 | A | UCF | 43 55 | | | | | 89 | A | Cincinnati | 57 69 | 113 | H | UT Arlington | 41 66 |
| | | | | | | | | 96 | A | Houston | 68 69 | 115 | A | Northern Colo. | 57 58 |
| | | | | | | | | 96 | H | Houston | 61 72 | 124 | H | Tulane | 43 61 |
| | | | | | | | | | | | | 145 | H | Oklahoma | 61 77 |
| | | | | | | | | | | | | 151 | H | South Fla. | 46 44 |
| | | | | | | | | | | | | 177 | H | North Texas | 73 66 |
| | | | | | | | | | | | | 212 | N | Robert Morris | 60 55 |
| | | | | | | | | | | | | 263 | H | Wichita St. | 78 50 |
| | | | | | | | | | | | | 266 | N | Northern Ariz. | 55 48 |
| | | | | | | | | | | | | 276 | H | Southeastern La. | 62 63 |
| | | | | | | | | | | | | 277 | H | CSU Bakersfield | 49 43 |
| | | | | | | | | | | | | 310 | H | La.-Monroe | 49 38 |
| | | | | | | | | | | | | 321 | H | Mississippi Val. | 62 47 |
| LAST 12 Division I GAMES: | | | | | | | | | | | | | | | |
| 96 | A | Houston | 68 69 | 266 | N | Northern Ariz. | 55 48 | 96 | H | Houston | 61 72 | | | | |
| 151 | H | South Fla. | 46 44 | 89 | A | Cincinnati | 57 69 | 113 | H | UT Arlington | 41 66 | | | | |
| 6 | A | UConn | 39 79 | 115 | A | Northern Colo. | 57 58 | 145 | H | Oklahoma | 61 77 | | | | |
| 14 | A | UCF | 43 55 | 124 | H | Tulane | 43 61 | 277 | H | CSU Bakersfield | 49 43 | | | | |
| 263 | H | Wichita St. | 78 50 | | | | | | | | | | | | |
| 124 | H | Tulane | 43 61 | | | | | | | | | | | | |

Non-Div I Games:

SMU

| | | | | | | | | | | |
|-------------------|--------------|------------|----------------|------------|-------------|---------------|------------|-----------|-----------|-----------|
| Average RPI Win: | 247 | WON-LOST | WINNING | LAST 10 | STRENGTH OF | OPP. STRENGTH | TEAM | ADJ. | CONF. | ADJ CONF. |
| Average RPI Loss: | 112 | RECORD | PCT. RANK | GAMES | SCHEDULE | OF SCHEDULE | RPI | RPI | RPI | RPI |
| DIV. I ONLY | 7- 10 | 225 | 1- 0 | 201 | 159 | 235 | 235 | 16 | 16 | |
| DIV. I NON-CONF. | 3- 4 | 199 | 1- 0 | 138 | 239 | 211 | 211 | 12 | 12 | |
| TOTALS | RPI 1-25 | RPI 26-50 | W-L RECORDS | RPI 51-100 | RPI 101-150 | RPI 150+ | | | | |
| 7- 10 | 0- 0 | 0- 1 | OVERALL | 0- 4 | 0- 4 | 7- 1 | | | | |
| 4- 5 | 0- 0 | 0- 0 | HOME | 0- 2 | 0- 2 | 4- 1 | | | | |
| 1- 4 | 0- 0 | 0- 1 | AWAY | 0- 2 | 0- 1 | 1- 0 | | | | |
| 2- 1 | 0- 0 | 0- 0 | NEUTRAL | 0- 0 | 0- 1 | 2- 0 | | | | |
| 3- 4 | 0- 0 | 0- 1 | NON-CONFERENCE | 0- 1 | 0- 1 | 3- 1 | | | | |
| 1- 2 | 0- 0 | 0- 0 | HOME | 0- 1 | 0- 0 | 1- 1 | | | | |
| 0- 1 | 0- 0 | 0- 1 | AWAY | 0- 0 | 0- 0 | 0- 0 | | | | |
| 2- 1 | 0- 0 | 0- 0 | NEUTRAL | 0- 0 | 0- 1 | 2- 0 | | | | |
| 4- 6 | 0- 0 | 0- 0 | CONFERENCE | 0- 3 | 0- 3 | 4- 0 | | | | |
| 3- 3 | 0- 0 | 0- 0 | HOME | 0- 1 | 0- 2 | 3- 0 | | | | |
| 1- 3 | 0- 0 | 0- 0 | AWAY | 0- 2 | 0- 1 | 1- 0 | | | | |
| 0- 0 | 0- 0 | 0- 0 | NEUTRAL | 0- 0 | 0- 0 | 0- 0 | | | | |

| RPI 1-25 | | | | RPI 26-50 | | | | RPI 51-100 | | | | RPI 101+ | | | | Team's RPI: 235 | |
|---------------------------|---|----------|-------|-----------|---|----------------|--------|------------|---|-----------|--------|----------|---|----------------|---------|-----------------|--|
| RPI | S | Opponent | Score | RPI | S | Opponent | Score | RPI | S | Opponent | Score | RPI | S | Opponent | Score | | |
| | | | | 39 | A | New Mexico | 53 85 | 74 | A | Idaho St. | 43 73 | 115 | A | Northern Colo. | 69 82 | | |
| | | | | | | | | 74 | H | Idaho St. | 42 56 | 132 | H | Montana St. | 53 69 | | |
| | | | | | | | | 78 | H | UC Davis | 60 109 | 138 | N | Pepperdine | 97 113 | | |
| | | | | | | | | 95 | A | Idaho | 66 104 | 146 | H | Montana | 86 88 | | |
| | | | | | | | | | | | | 189 | N | Illinois | 109 107 | | |
| | | | | | | | | | | | | 190 | N | Hampton | 65 61 | | |
| | | | | | | | | | | | | 197 | A | Eastern Wash. | 73 70 | | |
| | | | | | | | | | | | | 228 | H | San Francisco | 75 86 | | |
| | | | | | | | | | | | | 257 | H | Southern Utah | 77 76 | | |
| | | | | | | | | | | | | 266 | H | Northern Ariz. | 65 61 | | |
| | | | | | | | | | | | | 307 | H | Weber St. | 77 62 | | |
| | | | | | | | | | | | | 322 | H | Cal Poly | 88 85 | | |
| LAST 12 Division I GAMES: | | | | | | | | | | | | | | | | | |
| | | | | 307 | H | Weber St. | 77 62 | | | | | 190 | N | Hampton | 65 61 | | |
| | | | | 74 | H | Idaho St. | 42 56 | | | | | 74 | A | Idaho St. | 43 73 | | |
| | | | | 197 | A | Eastern Wash. | 73 70 | | | | | 132 | H | Montana St. | 53 69 | | |
| | | | | 95 | A | Idaho | 66 104 | | | | | 146 | H | Montana | 86 88 | | |
| | | | | 257 | H | Southern Utah | 77 76 | | | | | 115 | A | Northern Colo. | 69 82 | | |
| | | | | 266 | H | Northern Ariz. | 65 61 | | | | | 39 | A | New Mexico | 53 85 | | |

Non-Div I Games: Antelope Valley 86 80

Sacramento St.

Sacred Heart

Through Games Of Feb. 3, 2019

| | | | | | | | | | | |
|-------------------|----------|-----------|----------------|------------|-------------|---------------|------|------|-------|-----------|
| Average RPI Win: | 302 | WON-LOST | WINNING | LAST 10 | STRENGTH OF | OPP. STRENGTH | TEAM | ADJ. | CONF. | ADJ CONF. |
| Average RPI Loss: | 183 | RECORD | PCT. RANK | GAMES | SCHEDULE | OF SCHEDULE | RPI | RPI | RPI | RPI |
| DIV. I ONLY | 10- 10 | 160 | 0- 1 | 304 | 334 | 242 | 242 | 31 | 31 | |
| DIV. I NON-CONF. | 4- 7 | 228 | 0- 0 | 254 | 270 | 242 | 242 | 31 | 31 | |
| TOTALS | RPI 1-25 | RPI 26-50 | W-L RECORDS | RPI 51-100 | RPI 101-150 | RPI 150+ | | | | |
| 10- 10 | 0- 0 | 0- 1 | OVERALL | 0- 0 | 0- 2 | 10- 7 | | | | |
| 5- 4 | 0- 0 | 0- 0 | HOME | 0- 0 | 0- 0 | 5- 4 | | | | |
| 5- 6 | 0- 0 | 0- 1 | AWAY | 0- 0 | 0- 2 | 5- 3 | | | | |
| 0- 0 | 0- 0 | 0- 0 | NEUTRAL | 0- 0 | 0- 0 | 0- 0 | | | | |
| 4- 7 | 0- 0 | 0- 1 | NON-CONFERENCE | 0- 0 | 0- 2 | 4- 4 | | | | |
| 1- 3 | 0- 0 | 0- 0 | HOME | 0- 0 | 0- 0 | 1- 3 | | | | |
| 3- 4 | 0- 0 | 0- 1 | AWAY | 0- 0 | 0- 2 | 3- 1 | | | | |
| 0- 0 | 0- 0 | 0- 0 | NEUTRAL | 0- 0 | 0- 0 | 0- 0 | | | | |
| 6- 3 | 0- 0 | 0- 0 | CONFERENCE | 0- 0 | 0- 0 | 6- 3 | | | | |
| 4- 1 | 0- 0 | 0- 0 | HOME | 0- 0 | 0- 0 | 4- 1 | | | | |
| 2- 2 | 0- 0 | 0- 0 | AWAY | 0- 0 | 0- 0 | 2- 2 | | | | |
| 0- 0 | 0- 0 | 0- 0 | NEUTRAL | 0- 0 | 0- 0 | 0- 0 | | | | |

| RPI 1-25 | | | RPI 26-50 | | | RPI 51-100 | | | RPI 101+ Team's RPI: 242 | | |
|---------------------------|---|----------------------|-----------|-----|---|----------------------|-------|-----|--------------------------|----------------------|-------|
| RPI | S | Opponent | Score | RPI | S | Opponent | Score | RPI | S | Opponent | Score |
| | | | | 33 | A | Kentucky | 43 71 | | | | |
| | | | | | | | | 103 | A | Providence | 52 62 |
| | | | | | | | | 137 | A | Lehigh | 66 70 |
| | | | | | | | | 165 | H | Stony Brook | 58 73 |
| | | | | | | | | 205 | A | Saint Francis (PA) | 68 85 |
| | | | | | | | | 208 | A | Massachusetts | 61 78 |
| | | | | | | | | 212 | A | Robert Morris | 46 64 |
| | | | | | | | | 230 | H | Monmouth | 50 55 |
| | | | | | | | | 250 | A | Hofstra | 70 64 |
| | | | | | | | | 254 | A | St. Francis Brooklyn | 68 66 |
| | | | | | | | | 254 | H | St. Francis Brooklyn | 53 56 |
| | | | | | | | | 271 | H | Siena | 72 50 |
| | | | | | | | | 281 | H | Saint Joseph's | 44 61 |
| | | | | | | | | 298 | H | Central Conn. St. | 66 61 |
| | | | | | | | | 299 | H | Bryant | 49 48 |
| | | | | | | | | 319 | A | Manhattan | 74 46 |
| | | | | | | | | 326 | A | Wagner | 80 68 |
| | | | | | | | | 326 | H | Wagner | 72 64 |
| | | | | | | | | 328 | A | New Hampshire | 71 60 |
| | | | | | | | | 351 | H | LIU Brooklyn | 75 53 |
| LAST 12 Division I GAMES: | | | | | | | | | | | |
| 212 | A | Robert Morris | 46 64 | 254 | H | St. Francis Brooklyn | 53 56 | | | | |
| 205 | A | Saint Francis (PA) | 68 85 | 351 | H | LIU Brooklyn | 75 53 | | | | |
| 326 | H | Wagner | 72 64 | 298 | H | Central Conn. St. | 66 61 | | | | |
| 254 | A | St. Francis Brooklyn | 68 66 | 33 | A | Kentucky | 43 71 | | | | |
| 299 | H | Bryant | 49 48 | 281 | H | Saint Joseph's | 44 61 | | | | |
| 326 | A | Wagner | 80 68 | 319 | A | Manhattan | 74 46 | | | | |

Non-Div I Games:

Sacred Heart

■ Loss,
 ■ Non-Conf,
 ■ S Site,
 ■ H Home
 ■ A Away
 N Neutral

| | | | | | | | | | | |
|-------------------|----------|-----------|----------------|------------|-------------|---------------|------|------|-------|-----------|
| Average RPI Win: | 276 | WON-LOST | WINNING | LAST 10 | STRENGTH OF | OPP. STRENGTH | TEAM | ADJ. | CONF. | ADJ CONF. |
| Average RPI Loss: | 149 | RECORD | PCT. RANK | GAMES | SCHEDULE | OF SCHEDULE | RPI | RPI | RPI | RPI |
| DIV. I ONLY | 8- 12 | 230 | 0- 1 | 180 | 288 | 205 | 205 | 31 | 31 | |
| DIV. I NON-CONF. | 2- 9 | 297 | 0- 1 | 35 | 123 | 204 | 204 | 31 | 31 | |
| TOTALS | RPI 1-25 | RPI 26-50 | W-L RECORDS | RPI 51-100 | RPI 101-150 | RPI 150+ | | | | |
| 8- 12 | 0- 2 | 0- 0 | OVERALL | 0- 2 | 1- 4 | 7- 4 | | | | |
| 5- 2 | 0- 0 | 0- 0 | HOME | 0- 1 | 1- 1 | 4- 0 | | | | |
| 3- 8 | 0- 2 | 0- 0 | AWAY | 0- 0 | 0- 2 | 3- 4 | | | | |
| 0- 2 | 0- 0 | 0- 0 | NEUTRAL | 0- 1 | 0- 1 | 0- 0 | | | | |
| 2- 9 | 0- 2 | 0- 0 | NON-CONFERENCE | 0- 2 | 1- 4 | 1- 1 | | | | |
| 1- 2 | 0- 0 | 0- 0 | HOME | 0- 1 | 1- 1 | 0- 0 | | | | |
| 1- 5 | 0- 2 | 0- 0 | AWAY | 0- 0 | 0- 2 | 1- 1 | | | | |
| 0- 2 | 0- 0 | 0- 0 | NEUTRAL | 0- 1 | 0- 1 | 0- 0 | | | | |
| 6- 3 | 0- 0 | 0- 0 | CONFERENCE | 0- 0 | 0- 0 | 6- 3 | | | | |
| 4- 0 | 0- 0 | 0- 0 | HOME | 0- 0 | 0- 0 | 4- 0 | | | | |
| 2- 3 | 0- 0 | 0- 0 | AWAY | 0- 0 | 0- 0 | 2- 3 | | | | |
| 0- 0 | 0- 0 | 0- 0 | NEUTRAL | 0- 0 | 0- 0 | 0- 0 | | | | |

| RPI 1-25 | | | | RPI 26-50 | | | | RPI 51-100 | | | | RPI 101+ Team's RPI: 205 | | | |
|---------------------------|---|----------------------|--------|-----------|---|---------------------|-------|------------|---|-----------|-------|--------------------------|---|----------------------|--------|
| RPI | S | Opponent | Score | RPI | S | Opponent | Score | RPI | S | Opponent | Score | RPI | S | Opponent | Score |
| 2 | A | Baylor | 58 116 | | | | | 61 | N | Boise St. | 64 78 | 117 | H | Morehead St. | 89 83 |
| 16 | A | Rutgers | 52 96 | | | | | 87 | H | FGCU | 69 83 | 122 | A | Pittsburgh | 75 78 |
| | | | | | | | | | | | | 126 | A | Youngstown St. | 56 80 |
| | | | | | | | | | | | | 146 | N | Montana | 77 79 |
| | | | | | | | | | | | | 148 | H | Duquesne | 73 93 |
| | | | | | | | | | | | | 225 | A | Liberty | 53 82 |
| | | | | | | | | | | | | 242 | H | Sacred Heart | 85 68 |
| | | | | | | | | | | | | 245 | A | Mt. St. Mary's | 83 72 |
| | | | | | | | | | | | | 245 | H | Mt. St. Mary's | 68 66 |
| | | | | | | | | | | | | 254 | A | St. Francis Brooklyn | 65 78 |
| | | | | | | | | | | | | 298 | A | Central Conn. St. | 62 73 |
| | | | | | | | | | | | | 299 | A | Bryant | 63 66 |
| | | | | | | | | | | | | 326 | H | Wagner | 107 70 |
| | | | | | | | | | | | | 342 | A | Longwood | 91 88 |
| | | | | | | | | | | | | 343 | H | Fairleigh Dickinson | 75 64 |
| | | | | | | | | | | | | 351 | A | LIU Brooklyn | 80 66 |
| LAST 12 Division I GAMES: | | | | | | | | | | | | | | | |
| 245 | A | Mt. St. Mary's | 83 72 | 146 | N | Montana | 77 79 | | | | | | | | |
| 326 | H | Wagner | 107 70 | 351 | A | LIU Brooklyn | 80 66 | | | | | | | | |
| 242 | H | Sacred Heart | 85 68 | 245 | H | Mt. St. Mary's | 68 66 | | | | | | | | |
| 299 | A | Bryant | 63 66 | 343 | H | Fairleigh Dickinson | 75 64 | | | | | | | | |
| 298 | A | Central Conn. St. | 62 73 | 122 | A | Pittsburgh | 75 78 | | | | | | | | |
| 254 | A | St. Francis Brooklyn | 65 78 | 117 | H | Morehead St. | 89 83 | | | | | | | | |

Non-Div I Games: Seton Hill 86 74

Saint Francis (PA)

■ Loss,
 ■ Non-Conf,
 ■ S Site,
 ■ H Home
 ■ A Away
 N Neutral

| | | | | | | | | | | |
|-----------------------|----------|-----------|-----------|----------------|-------------|---------------|-------------|----------|-------|-----------|
| Average RPI Win: 254 | | WON-LOST | WINNING | LAST 10 | STRENGTH OF | OPP. STRENGTH | TEAM | ADJ. | CONF. | ADJ CONF. |
| Average RPI Loss: 139 | | RECORD | PCT. RANK | GAMES | SCHEDULE | OF SCHEDULE | RPI | RPI | RPI | RPI |
| DIV. I ONLY | | 6- 15 | 284 | 1- 0 | 186 | 178 | 281 | 281 | 17 | 17 |
| DIV. I NON-CONF. | | 4- 9 | 252 | 1- 0 | 153 | 214 | 260 | 260 | 16 | 16 |
| TOTALS | RPI 1-25 | RPI 26-50 | | W-L RECORDS | | RPI 51-100 | RPI 101-150 | RPI 150+ | | |
| 6- 15 | 0- 0 | 0- 2 | | OVERALL | | 0- 2 | 0- 5 | 6- 6 | | |
| 5- 7 | 0- 0 | 0- 2 | | HOME | | 0- 0 | 0- 2 | 5- 3 | | |
| 1- 8 | 0- 0 | 0- 0 | | AWAY | | 0- 2 | 0- 3 | 1- 3 | | |
| 0- 0 | 0- 0 | 0- 0 | | NEUTRAL | | 0- 0 | 0- 0 | 0- 0 | | |
| 4- 9 | 0- 0 | 0- 2 | | NON-CONFERENCE | | 0- 2 | 0- 1 | 4- 4 | | |
| 3- 5 | 0- 0 | 0- 2 | | HOME | | 0- 0 | 0- 1 | 3- 2 | | |
| 1- 4 | 0- 0 | 0- 0 | | AWAY | | 0- 2 | 0- 0 | 1- 2 | | |
| 0- 0 | 0- 0 | 0- 0 | | NEUTRAL | | 0- 0 | 0- 0 | 0- 0 | | |
| 2- 6 | 0- 0 | 0- 0 | | CONFERENCE | | 0- 0 | 0- 4 | 2- 2 | | |
| 2- 2 | 0- 0 | 0- 0 | | HOME | | 0- 0 | 0- 1 | 2- 1 | | |
| 0- 4 | 0- 0 | 0- 0 | | AWAY | | 0- 0 | 0- 3 | 0- 1 | | |
| 0- 0 | 0- 0 | 0- 0 | | NEUTRAL | | 0- 0 | 0- 0 | 0- 0 | | |

| RPI 1-25 | | | | RPI 26-50 | | | | RPI 51-100 | | | | RPI 101+ | | | | Team's RPI: 281 | |
|---------------------------|---|----------|-------|-----------|---|-----------------|-------|------------|---|-----------------|-------|----------|---|-----------------|-------|-----------------|--|
| RPI | S | Opponent | Score | RPI | S | Opponent | Score | RPI | S | Opponent | Score | RPI | S | Opponent | Score | | |
| | | | | 43 | H | Villanova | 35 47 | 81 | A | Penn | 45 65 | 108 | A | Dayton | 65 72 | | |
| | | | | 50 | H | Auburn | 70 81 | 88 | A | Drexel | 34 51 | 119 | H | Towson | 52 73 | | |
| | | | | | | | | | | | | 120 | A | VCU | 40 59 | | |
| | | | | | | | | | | | | 120 | H | VCU | 47 65 | | |
| | | | | | | | | | | | | 148 | A | Duquesne | 73 81 | | |
| | | | | | | | | | | | | 161 | A | Delaware | 39 48 | | |
| | | | | | | | | | | | | 186 | H | Temple | 52 58 | | |
| | | | | | | | | | | | | 194 | H | Rider | 54 56 | | |
| | | | | | | | | | | | | 196 | H | Saint Louis | 49 62 | | |
| | | | | | | | | | | | | 203 | H | St. Bonaventure | 66 41 | | |
| | | | | | | | | | | | | 216 | A | Navy | 48 49 | | |
| | | | | | | | | | | | | 231 | H | Niagara | 68 54 | | |
| | | | | | | | | | | | | 242 | A | Sacred Heart | 61 44 | | |
| | | | | | | | | | | | | 261 | A | Richmond | 45 46 | | |
| | | | | | | | | | | | | 265 | H | Columbia | 68 61 | | |
| | | | | | | | | | | | | 286 | H | La Salle | 60 57 | | |
| | | | | | | | | | | | | 297 | H | Loyola Maryland | 49 46 | | |
| LAST 12 Division I GAMES: | | | | | | | | | | | | | | | | | |
| | | | | 120 | H | VCU | 47 65 | 297 | H | Loyola Maryland | 49 46 | | | | | | |
| | | | | 108 | A | Dayton | 65 72 | 196 | H | Saint Louis | 49 62 | | | | | | |
| | | | | 261 | A | Richmond | 45 46 | 120 | A | VCU | 40 59 | | | | | | |
| | | | | 286 | H | La Salle | 60 57 | 216 | A | Navy | 48 49 | | | | | | |
| | | | | 148 | A | Duquesne | 73 81 | 161 | A | Delaware | 39 48 | | | | | | |
| | | | | 203 | H | St. Bonaventure | 66 41 | 242 | A | Sacred Heart | 61 44 | | | | | | |

Non-Div I Games:

Saint Joseph's

Loss, Non-Conf, S Site, H Home A Away N Neutral

Saint Louis

Through Games Of Feb. 3, 2019

| Average RPI Win: | 209 | WON-LOST | WINNING | LAST 10 | STRENGTH OF | OPP. STRENGTH | TEAM | ADJ. | CONF. | ADJ CONF. |
|-------------------|----------|-----------|----------------|------------|-------------|---------------|------|------|-------|-----------|
| Average RPI Loss: | 128 | RECORD | PCT. RANK | GAMES | SCHEDULE | OF SCHEDULE | RPI | RPI | RPI | RPI |
| DIV. I ONLY | 10- 12 | 196 | 1- 0 | 193 | 103 | 196 | 196 | 17 | 17 | |
| DIV. I NON-CONF. | 5- 8 | 224 | 1- 0 | 202 | 43 | 212 | 212 | 16 | 16 | |
| TOTALS | RPI 1-25 | RPI 26-50 | W-L RECORDS | RPI 51-100 | RPI 101-150 | RPI 150+ | | | | |
| 10- 12 | 0- 1 | 0- 1 | OVERALL | 0- 2 | 2- 3 | 8- 5 | | | | |
| 5- 6 | 0- 1 | 0- 1 | HOME | 0- 1 | 1- 1 | 4- 2 | | | | |
| 5- 4 | 0- 0 | 0- 0 | AWAY | 0- 0 | 1- 1 | 4- 3 | | | | |
| 0- 2 | 0- 0 | 0- 0 | NEUTRAL | 0- 1 | 0- 1 | 0- 0 | | | | |
| 5- 8 | 0- 1 | 0- 1 | NON-CONFERENCE | 0- 2 | 1- 1 | 4- 3 | | | | |
| 2- 4 | 0- 1 | 0- 1 | HOME | 0- 1 | 0- 0 | 2- 1 | | | | |
| 3- 2 | 0- 0 | 0- 0 | AWAY | 0- 0 | 1- 0 | 2- 2 | | | | |
| 0- 2 | 0- 0 | 0- 0 | NEUTRAL | 0- 1 | 0- 1 | 0- 0 | | | | |
| 5- 4 | 0- 0 | 0- 0 | CONFERENCE | 0- 0 | 1- 2 | 4- 2 | | | | |
| 3- 2 | 0- 0 | 0- 0 | HOME | 0- 0 | 1- 1 | 2- 1 | | | | |
| 2- 2 | 0- 0 | 0- 0 | AWAY | 0- 0 | 0- 1 | 2- 1 | | | | |
| 0- 0 | 0- 0 | 0- 0 | NEUTRAL | 0- 0 | 0- 0 | 0- 0 | | | | |

| RPI 1-25 | | | | RPI 26-50 | | | | RPI 51-100 | | | | RPI 101+ Team's RPI: 196 | | | |
|---------------------------|---|-------------------|-------|-----------|---|----------------|-------|------------|---|------------|-------|--------------------------|---|-------------------|-------|
| RPI | S | Opponent | Score | RPI | S | Opponent | Score | RPI | S | Opponent | Score | RPI | S | Opponent | Score |
| 6 | H | UConn | 42 98 | 35 | H | Missouri | 62 74 | 89 | H | Cincinnati | 50 51 | 104 | A | Virginia | 67 65 |
| | | | | | | | | 90 | N | Yale | 52 58 | 108 | H | Dayton | 68 65 |
| | | | | | | | | | | | | 120 | A | VCU | 47 57 |
| | | | | | | | | | | | | 130 | N | Chattanooga | 61 71 |
| | | | | | | | | | | | | 140 | H | Fordham | 53 56 |
| | | | | | | | | | | | | 154 | H | Southern Ill. | 62 58 |
| | | | | | | | | | | | | 162 | A | Tulsa | 75 86 |
| | | | | | | | | | | | | 172 | H | Indiana St. | 56 60 |
| | | | | | | | | | | | | 184 | A | Illinois St. | 67 72 |
| | | | | | | | | | | | | 188 | H | George Washington | 60 44 |
| | | | | | | | | | | | | 199 | H | Rhode Island | 56 68 |
| | | | | | | | | | | | | 202 | H | George Mason | 60 53 |
| | | | | | | | | | | | | 203 | A | St. Bonaventure | 62 45 |
| | | | | | | | | | | | | 208 | A | Massachusetts | 66 70 |
| | | | | | | | | | | | | 234 | H | SIUE | 63 56 |
| | | | | | | | | | | | | 281 | A | Saint Joseph's | 62 49 |
| | | | | | | | | | | | | 288 | A | Fla. Atlantic | 93 61 |
| | | | | | | | | | | | | 323 | A | Eastern Ky. | 70 43 |
| LAST 12 Division I GAMES: | | | | | | | | | | | | | | | |
| 188 | H | George Washington | 60 44 | 288 | A | Fla. Atlantic | 93 61 | | | | | | | | |
| 202 | H | George Mason | 60 53 | 140 | H | Fordham | 53 56 | | | | | | | | |
| 120 | A | VCU | 47 57 | 281 | A | Saint Joseph's | 62 49 | | | | | | | | |
| 108 | H | Dayton | 68 65 | 208 | A | Massachusetts | 66 70 | | | | | | | | |
| 203 | A | St. Bonaventure | 62 45 | 90 | N | Yale | 52 58 | | | | | | | | |
| 199 | H | Rhode Island | 56 68 | 184 | A | Illinois St. | 67 72 | | | | | | | | |

Non-Div I Games:

Saint Louis

■ Loss,
■ Non-Conf,
■ S Site,
■ H Home
■ A Away
N Neutral

Saint Mary's (CA)

Through Games Of Feb. 3, 2019

| | | | | | | | | | | |
|-------------------|----------|-----------|----------------|------------|-------------|---------------|------|------|-------|-----------|
| Average RPI Win: | 176 | WON-LOST | WINNING | LAST 10 | STRENGTH OF | OPP. STRENGTH | TEAM | ADJ. | CONF. | ADJ CONF. |
| Average RPI Loss: | 35 | RECORD | PCT. RANK | GAMES | SCHEDULE | OF SCHEDULE | RPI | RPI | RPI | RPI |
| DIV. I ONLY | 14- 8 | 97 | 1- 0 | 52 | 66 | 52 | 52 | 8 | 8 | |
| DIV. I NON-CONF. | 7- 4 | 109 | 1- 0 | 74 | 39 | 56 | 56 | 7 | 7 | |
| TOTALS | RPI 1-25 | RPI 26-50 | W-L RECORDS | RPI 51-100 | RPI 101-150 | RPI 150+ | | | | |
| 14- 8 | 0- 3 | 1- 3 | OVERALL | 1- 2 | 3- 0 | 9- 0 | | | | |
| 6- 4 | 0- 2 | 1- 2 | HOME | 0- 0 | 2- 0 | 3- 0 | | | | |
| 6- 4 | 0- 1 | 0- 1 | AWAY | 0- 2 | 1- 0 | 5- 0 | | | | |
| 2- 0 | 0- 0 | 0- 0 | NEUTRAL | 1- 0 | 0- 0 | 1- 0 | | | | |
| 7- 4 | 0- 1 | 1- 2 | NON-CONFERENCE | 1- 1 | 1- 0 | 4- 0 | | | | |
| 2- 2 | 0- 1 | 1- 1 | HOME | 0- 0 | 0- 0 | 1- 0 | | | | |
| 3- 2 | 0- 0 | 0- 1 | AWAY | 0- 1 | 1- 0 | 2- 0 | | | | |
| 2- 0 | 0- 0 | 0- 0 | NEUTRAL | 1- 0 | 0- 0 | 1- 0 | | | | |
| 7- 4 | 0- 2 | 0- 1 | CONFERENCE | 0- 1 | 2- 0 | 5- 0 | | | | |
| 4- 2 | 0- 1 | 0- 1 | HOME | 0- 0 | 2- 0 | 2- 0 | | | | |
| 3- 2 | 0- 1 | 0- 0 | AWAY | 0- 1 | 0- 0 | 3- 0 | | | | |
| 0- 0 | 0- 0 | 0- 0 | NEUTRAL | 0- 0 | 0- 0 | 0- 0 | | | | |

| RPI 1-25 | | | | RPI 26-50 | | | | RPI 51-100 | | | | RPI 101+ | | | |
|---------------------------|---|------------------|--------|-----------|---|--------------|-------|------------|---|--------------|-------|----------|---|------------------|--------|
| RPI | S | Opponent | Score | RPI | S | Opponent | Score | RPI | S | Opponent | Score | RPI | S | Opponent | Score |
| 4 | H | Oregon | 55 79 | 26 | H | California | 78 81 | 67 | N | Old Dominion | 83 65 | 111 | H | Loyola Marymount | 86 62 |
| 12 | A | Gonzaga | 62 74 | 31 | A | Oregon St. | 56 89 | 78 | A | UC Davis | 74 76 | 123 | A | Washington St. | 70 64 |
| 12 | H | Gonzaga | 52 66 | 34 | H | BYU | 73 74 | 79 | A | Pacific | 67 76 | 138 | H | Pepperdine | 79 68 |
| | | | | 46 | H | Wyoming | 90 84 | | | | | 166 | A | Portland | 98 91 |
| | | | | | | | | | | | | 166 | H | Portland | 113 85 |
| | | | | | | | | | | | | 173 | A | Santa Clara | 83 59 |
| | | | | | | | | | | | | 175 | N | Texas St. | 89 62 |
| | | | | | | | | | | | | 193 | H | Milwaukee | 73 71 |
| | | | | | | | | | | | | 228 | A | San Francisco | 80 65 |
| | | | | | | | | | | | | 253 | H | San Diego | 74 60 |
| | | | | | | | | | | | | 305 | A | UC Santa Barbara | 80 55 |
| | | | | | | | | | | | | 322 | A | Cal Poly | 69 51 |
| LAST 12 Division I GAMES: | | | | | | | | | | | | | | | |
| 12 | H | Gonzaga | 52 66 | 67 | N | Old Dominion | 83 65 | | | | | | | | |
| 166 | H | Portland | 113 85 | 34 | H | BYU | 73 74 | | | | | | | | |
| 111 | H | Loyola Marymount | 86 62 | 253 | H | San Diego | 74 60 | | | | | | | | |
| 138 | H | Pepperdine | 79 68 | 166 | A | Portland | 98 91 | | | | | | | | |
| 173 | A | Santa Clara | 83 59 | 12 | A | Gonzaga | 62 74 | | | | | | | | |
| 228 | A | San Francisco | 80 65 | 79 | A | Pacific | 67 76 | | | | | | | | |

Non-Div I Games:

Saint Mary's (CA)

■ Loss,
 ■ Non-Conf,
 ■ S Site,
 ■ H Home
 ■ A Away
 N Neutral

Saint Peter's

Through Games Of Feb. 3, 2019

| | | | | | | | | | | |
|-------------------|----------|-----------|----------------|------------|-------------|---------------|------|------|-------|-----------|
| Average RPI Win: | 327 | WON-LOST | WINNING | LAST 10 | STRENGTH OF | OPP. STRENGTH | TEAM | ADJ. | CONF. | ADJ CONF. |
| Average RPI Loss: | 202 | RECORD | PCT. RANK | GAMES | SCHEDULE | OF SCHEDULE | RPI | RPI | RPI | RPI |
| DIV. I ONLY | 6- 14 | 273 | 0- 1 | 310 | 346 | 315 | 315 | 26 | 26 | |
| DIV. I NON-CONF. | 5- 6 | 177 | 0- 0 | 314 | 346 | 284 | 284 | 28 | 28 | |
| TOTALS | RPI 1-25 | RPI 26-50 | W-L RECORDS | RPI 51-100 | RPI 101-150 | RPI 150+ | | | | |
| 6- 14 | 0- 0 | 0- 0 | OVERALL | 0- 2 | 0- 3 | 6- 9 | | | | |
| 4- 5 | 0- 0 | 0- 0 | HOME | 0- 0 | 0- 1 | 4- 4 | | | | |
| 2- 9 | 0- 0 | 0- 0 | AWAY | 0- 2 | 0- 2 | 2- 5 | | | | |
| 0- 0 | 0- 0 | 0- 0 | NEUTRAL | 0- 0 | 0- 0 | 0- 0 | | | | |
| 5- 6 | 0- 0 | 0- 0 | NON-CONFERENCE | 0- 1 | 0- 2 | 5- 3 | | | | |
| 4- 1 | 0- 0 | 0- 0 | HOME | 0- 0 | 0- 0 | 4- 1 | | | | |
| 1- 5 | 0- 0 | 0- 0 | AWAY | 0- 1 | 0- 2 | 1- 2 | | | | |
| 0- 0 | 0- 0 | 0- 0 | NEUTRAL | 0- 0 | 0- 0 | 0- 0 | | | | |
| 1- 8 | 0- 0 | 0- 0 | CONFERENCE | 0- 1 | 0- 1 | 1- 6 | | | | |
| 0- 4 | 0- 0 | 0- 0 | HOME | 0- 0 | 0- 1 | 0- 3 | | | | |
| 1- 4 | 0- 0 | 0- 0 | AWAY | 0- 1 | 0- 0 | 1- 3 | | | | |
| 0- 0 | 0- 0 | 0- 0 | NEUTRAL | 0- 0 | 0- 0 | 0- 0 | | | | |

| RPI 1-25 | | | | RPI 26-50 | | | | RPI 51-100 | | | | RPI 101+ | | | | Team's RPI: 315 | |
|---------------------------|---|-----------|-------|-----------|-----|----------|----------------------|------------|----|------------|-------|----------|-----|----------------------|----------------|-----------------|----|
| RPI | S | Opponent | Score | RPI | S | Opponent | Score | RPI | S | Opponent | Score | RPI | S | Opponent | Score | | |
| | | | | | | | | 60 | A | Quinnipiac | 45 | 90 | 102 | A | Boston College | 57 | 89 |
| | | | | | | | | 90 | A | Yale | 56 | 72 | 106 | A | Seton Hall | 47 | 90 |
| | | | | | | | | | | | | 150 | H | Marist | 42 | 62 | |
| | | | | | | | | | | | | 194 | A | Rider | 38 | 60 | |
| | | | | | | | | | | | | 231 | H | Niagara | 66 | 75 | |
| | | | | | | | | | | | | 254 | A | St. Francis Brooklyn | 70 | 74 | |
| | | | | | | | | | | | | 255 | H | Cal St. Fullerton | 45 | 69 | |
| | | | | | | | | | | | | 267 | A | Canisius | 59 | 78 | |
| | | | | | | | | | | | | 267 | H | Canisius | 62 | 75 | |
| | | | | | | | | | | | | 271 | A | Siena | 46 | 50 | |
| | | | | | | | | | | | | 271 | H | Siena | 57 | 84 | |
| | | | | | | | | | | | | 306 | A | UMass Lowell | 57 | 59 | |
| | | | | | | | | | | | | 308 | H | NJIT | 70 | 57 | |
| | | | | | | | | | | | | 316 | A | Fairfield | 68 | 65 | |
| | | | | | | | | | | | | 318 | A | Lafayette | 62 | 60 | |
| | | | | | | | | | | | | 326 | H | Wagner | 69 | 57 | |
| | | | | | | | | | | | | 343 | H | Fairleigh Dickinson | 75 | 58 | |
| | | | | | | | | | | | | 351 | H | LIU Brooklyn | 86 | 59 | |
| LAST 12 Division I GAMES: | | | | | | | | | | | | | | | | | |
| 271 | A | Siena | 46 | 50 | 267 | A | Canisius | 59 | 78 | | | | | | | | |
| 150 | H | Marist | 42 | 62 | 60 | A | Quinnipiac | 45 | 90 | | | | | | | | |
| 194 | A | Rider | 38 | 60 | 271 | H | Siena | 57 | 84 | | | | | | | | |
| 316 | A | Fairfield | 68 | 65 | 343 | H | Fairleigh Dickinson | 75 | 58 | | | | | | | | |
| 267 | H | Canisius | 62 | 75 | 254 | A | St. Francis Brooklyn | 70 | 74 | | | | | | | | |
| 231 | H | Niagara | 66 | 75 | 255 | H | Cal St. Fullerton | 45 | 69 | | | | | | | | |

Non-Div I Games:

Saint Peter's

■ Loss,
 ■ Non-Conf,
 ■ S Site,
 ■ H Home
 ■ A Away
 N Neutral

| | | | | | | | | | | |
|-----------------------|----------|----------|-----------|---------|----------------|---------------|-------------|------|----------|-----------|
| Average RPI Win: 285 | | WON-LOST | WINNING | LAST 10 | STRENGTH OF | OPP. STRENGTH | TEAM | ADJ. | CONF. | ADJ CONF. |
| Average RPI Loss: 135 | | RECORD | PCT. RANK | GAMES | SCHEDULE | OF SCHEDULE | RPI | RPI | RPI | RPI |
| DIV. I ONLY | | 7- 9 | 213 | 0- 1 | 207 | 264 | 207 | 207 | 27 | 27 |
| DIV. I NON-CONF. | | 2- 5 | 264 | 0- 0 | 103 | 132 | 171 | 171 | 23 | 23 |
| TOTALS | RPI 1-25 | | RPI 26-50 | | W-L RECORDS | RPI 51-100 | RPI 101-150 | | RPI 150+ | |
| 7- 9 | 0- 0 | | 0- 0 | | OVERALL | 0- 5 | 0- 0 | | 7- 4 | |
| 3- 4 | 0- 0 | | 0- 0 | | HOME | 0- 2 | 0- 0 | | 3- 2 | |
| 4- 4 | 0- 0 | | 0- 0 | | AWAY | 0- 2 | 0- 0 | | 4- 2 | |
| 0- 1 | 0- 0 | | 0- 0 | | NEUTRAL | 0- 1 | 0- 0 | | 0- 0 | |
| 2- 5 | 0- 0 | | 0- 0 | | NON-CONFERENCE | 0- 3 | 0- 0 | | 2- 2 | |
| 0- 1 | 0- 0 | | 0- 0 | | HOME | 0- 0 | 0- 0 | | 0- 1 | |
| 2- 3 | 0- 0 | | 0- 0 | | AWAY | 0- 2 | 0- 0 | | 2- 1 | |
| 0- 1 | 0- 0 | | 0- 0 | | NEUTRAL | 0- 1 | 0- 0 | | 0- 0 | |
| 5- 4 | 0- 0 | | 0- 0 | | CONFERENCE | 0- 2 | 0- 0 | | 5- 2 | |
| 3- 3 | 0- 0 | | 0- 0 | | HOME | 0- 2 | 0- 0 | | 3- 1 | |
| 2- 1 | 0- 0 | | 0- 0 | | AWAY | 0- 0 | 0- 0 | | 2- 1 | |
| 0- 0 | 0- 0 | | 0- 0 | | NEUTRAL | 0- 0 | 0- 0 | | 0- 0 | |

| RPI 1-25 | | | | RPI 26-50 | | | | RPI 51-100 | | | | RPI 101+ | | | | Team's RPI: 207 | |
|---------------------------|---|----------|-------|-----------|---|--------------------|-------|------------|---|-------------------|-------|----------|---|--------------------|-------|-----------------|--|
| RPI | S | Opponent | Score | RPI | S | Opponent | Score | RPI | S | Opponent | Score | RPI | S | Opponent | Score | | |
| | | | | | | | | 51 | A | TCU | 59 72 | 163 | H | Abilene Christian | 79 91 | | |
| | | | | | | | | 64 | A | LSU | 52 66 | 183 | H | Oral Roberts | 62 73 | | |
| | | | | | | | | 65 | H | SFA | 68 78 | 185 | A | Southern Miss. | 65 61 | | |
| | | | | | | | | 71 | H | Lamar University | 72 83 | 240 | A | Louisiana | 68 62 | | |
| | | | | | | | | 91 | N | Troy | 79 84 | 260 | A | A&M-Corpus Christi | 61 76 | | |
| | | | | | | | | | | | | 263 | A | Wichita St. | 55 63 | | |
| | | | | | | | | | | | | 276 | H | Southeastern La. | 94 63 | | |
| | | | | | | | | | | | | 293 | H | Central Ark. | 66 62 | | |
| | | | | | | | | | | | | 324 | A | Incarnate Word | 76 56 | | |
| | | | | | | | | | | | | 336 | H | Northwestern St. | 66 55 | | |
| | | | | | | | | | | | | 339 | A | Houston Baptist | 74 63 | | |
| LAST 12 Division I GAMES: | | | | | | | | | | | | | | | | | |
| | | | | 276 | H | Southeastern La. | 94 63 | 65 | H | SFA | 68 78 | | | | | | |
| | | | | 71 | H | Lamar University | 72 83 | 293 | H | Central Ark. | 66 62 | | | | | | |
| | | | | 336 | H | Northwestern St. | 66 55 | 163 | H | Abilene Christian | 79 91 | | | | | | |
| | | | | 339 | A | Houston Baptist | 74 63 | 51 | A | TCU | 59 72 | | | | | | |
| | | | | 260 | A | A&M-Corpus Christi | 61 76 | 183 | H | Oral Roberts | 62 73 | | | | | | |
| | | | | 324 | A | Incarnate Word | 76 56 | 240 | A | Louisiana | 68 62 | | | | | | |

| | | | | | | | | | |
|------------------|---------|----|----|-------|-----|----|------------------|-----|----|
| Non-Div I Games: | UNKNOWN | 94 | 46 | Wiley | 101 | 63 | Jarvis Christian | 100 | 55 |
|------------------|---------|----|----|-------|-----|----|------------------|-----|----|

Sam Houston St.

Loss, Non-Conf, S Site, H Home A Away N Neutral

| | | | | | | | | | |
|------------------------------|----------|-----------|----------------|-------------|---------------|----------|------|-------|-----------|
| Average RPI Win: 260 | WON-LOST | WINNING | LAST 10 | STRENGTH OF | OPP. STRENGTH | TEAM | ADJ. | CONF. | ADJ CONF. |
| Average RPI Loss: 168 | RECORD | PCT. RANK | GAMES | SCHEDULE | OF SCHEDULE | RPI | RPI | RPI | RPI |
| DIV. I ONLY | 5- 15 | 298 | 0- 1 | 214 | 216 | 259 | 259 | 25 | 25 |
| DIV. I NON-CONF. | 3- 10 | 278 | 0- 0 | 130 | 202 | 214 | 214 | 24 | 24 |
| TOTALS | RPI 1-25 | RPI 26-50 | W-L RECORDS | RPI 51-100 | RPI 101-150 | RPI 150+ | | | |
| 5- 15 | 0- 0 | 0- 1 | OVERALL | 0- 2 | 0- 4 | 5- 8 | | | |
| 2- 2 | 0- 0 | 0- 0 | HOME | 0- 0 | 0- 2 | 2- 0 | | | |
| 3- 13 | 0- 0 | 0- 1 | AWAY | 0- 2 | 0- 2 | 3- 8 | | | |
| 0- 0 | 0- 0 | 0- 0 | NEUTRAL | 0- 0 | 0- 0 | 0- 0 | | | |
| 3- 10 | 0- 0 | 0- 1 | NON-CONFERENCE | 0- 2 | 0- 3 | 3- 4 | | | |
| 1- 1 | 0- 0 | 0- 0 | HOME | 0- 0 | 0- 1 | 1- 0 | | | |
| 2- 9 | 0- 0 | 0- 1 | AWAY | 0- 2 | 0- 2 | 2- 4 | | | |
| 0- 0 | 0- 0 | 0- 0 | NEUTRAL | 0- 0 | 0- 0 | 0- 0 | | | |
| 2- 5 | 0- 0 | 0- 0 | CONFERENCE | 0- 0 | 0- 1 | 2- 4 | | | |
| 1- 1 | 0- 0 | 0- 0 | HOME | 0- 0 | 0- 1 | 1- 0 | | | |
| 1- 4 | 0- 0 | 0- 0 | AWAY | 0- 0 | 0- 0 | 1- 4 | | | |
| 0- 0 | 0- 0 | 0- 0 | NEUTRAL | 0- 0 | 0- 0 | 0- 0 | | | |

| RPI 1-25 | | | | RPI 26-50 | | | | RPI 51-100 | | | | RPI 101+ | | | | Team's RPI: 259 | |
|---------------------------|---|----------------|-------|-----------|---|------------|-------|------------|---|--------------|-------|----------|---|----------------|-------|-----------------|--|
| RPI | S | Opponent | Score | RPI | S | Opponent | Score | RPI | S | Opponent | Score | RPI | S | Opponent | Score | | |
| | | | | 50 | A | Auburn | 46 73 | 86 | A | Oklahoma St. | 62 82 | 130 | H | Chattanooga | 63 73 | | |
| | | | | | | | | 91 | A | Troy | 52 72 | 131 | A | Colorado | 39 81 | | |
| | | | | | | | | | | | | 134 | A | UT Martin | 68 89 | | |
| | | | | | | | | | | | | 141 | H | UAB | 41 66 | | |
| | | | | | | | | | | | | 155 | A | Mercer | 68 76 | | |
| | | | | | | | | | | | | 168 | A | Denver | 87 83 | | |
| | | | | | | | | | | | | 171 | A | Vanderbilt | 52 77 | | |
| | | | | | | | | | | | | 185 | A | Southern Miss. | 40 76 | | |
| | | | | | | | | | | | | 190 | A | Hampton | 57 64 | | |
| | | | | | | | | | | | | 214 | A | Memphis | 48 53 | | |
| | | | | | | | | | | | | 218 | A | Alabama St. | 60 51 | | |
| | | | | | | | | | | | | 238 | A | Furman | 36 57 | | |
| | | | | | | | | | | | | 246 | H | ETSU | 79 58 | | |
| | | | | | | | | | | | | 285 | A | Wofford | 62 71 | | |
| | | | | | | | | | | | | 313 | A | UNC Greensboro | 54 55 | | |
| | | | | | | | | | | | | 334 | H | Presbyterian | 75 54 | | |
| | | | | | | | | | | | | 335 | A | Western Caro. | 75 42 | | |
| LAST 12 Division I GAMES: | | | | | | | | | | | | | | | | | |
| 238 | A | Furman | 36 57 | 285 | A | Wofford | 62 71 | | | | | | | | | | |
| 130 | H | Chattanooga | 63 73 | 171 | A | Vanderbilt | 52 77 | | | | | | | | | | |
| 246 | H | ETSU | 79 58 | 131 | A | Colorado | 39 81 | | | | | | | | | | |
| 335 | A | Western Caro. | 75 42 | 168 | A | Denver | 87 83 | | | | | | | | | | |
| 313 | A | UNC Greensboro | 54 55 | 50 | A | Auburn | 46 73 | | | | | | | | | | |
| 155 | A | Mercer | 68 76 | 214 | A | Memphis | 48 53 | | | | | | | | | | |

Non-Div I Games: Rhodes 71 54 Montevallo 73 47

Samford

Loss, Non-Conf, S Site, H Home A Away N Neutral

San Diego

Through Games Of Feb. 3, 2019

| | | | | | | | | | | |
|-------------------|----------|-----------|----------------|------------|-------------|---------------|------|------|-------|-----------|
| Average RPI Win: | 251 | WON-LOST | WINNING | LAST 10 | STRENGTH OF | OPP. STRENGTH | TEAM | ADJ. | CONF. | ADJ CONF. |
| Average RPI Loss: | 125 | RECORD | PCT. RANK | GAMES | SCHEDULE | OF SCHEDULE | RPI | RPI | RPI | RPI |
| DIV. I ONLY | 7- 14 | 259 | 0- 1 | 198 | 108 | 253 | 253 | 8 | 8 | |
| DIV. I NON-CONF. | 6- 4 | 125 | 0- 0 | 322 | 199 | 228 | 228 | 7 | 7 | |
| TOTALS | RPI 1-25 | RPI 26-50 | W-L RECORDS | RPI 51-100 | RPI 101-150 | RPI 150+ | | | | |
| 7- 14 | 0- 1 | 0- 2 | OVERALL | 0- 2 | 0- 5 | 7- 4 | | | | |
| 5- 6 | 0- 1 | 0- 2 | HOME | 0- 0 | 0- 2 | 5- 1 | | | | |
| 2- 8 | 0- 0 | 0- 0 | AWAY | 0- 2 | 0- 3 | 2- 3 | | | | |
| 0- 0 | 0- 0 | 0- 0 | NEUTRAL | 0- 0 | 0- 0 | 0- 0 | | | | |
| 6- 4 | 0- 0 | 0- 1 | NON-CONFERENCE | 0- 0 | 0- 1 | 6- 2 | | | | |
| 5- 1 | 0- 0 | 0- 1 | HOME | 0- 0 | 0- 0 | 5- 0 | | | | |
| 1- 3 | 0- 0 | 0- 0 | AWAY | 0- 0 | 0- 1 | 1- 2 | | | | |
| 0- 0 | 0- 0 | 0- 0 | NEUTRAL | 0- 0 | 0- 0 | 0- 0 | | | | |
| 1- 10 | 0- 1 | 0- 1 | CONFERENCE | 0- 2 | 0- 4 | 1- 2 | | | | |
| 0- 5 | 0- 1 | 0- 1 | HOME | 0- 0 | 0- 2 | 0- 1 | | | | |
| 1- 5 | 0- 0 | 0- 0 | AWAY | 0- 2 | 0- 2 | 1- 1 | | | | |
| 0- 0 | 0- 0 | 0- 0 | NEUTRAL | 0- 0 | 0- 0 | 0- 0 | | | | |

| RPI 1-25 | | | | RPI 26-50 | | | | RPI 51-100 | | | | RPI 101+ Team's RPI: 253 | | | |
|---------------------------|---|-------------------|-------|-----------|---|------------------|-------|------------|---|-------------------|-------|--------------------------|---|------------------|-------|
| RPI | S | Opponent | Score | RPI | S | Opponent | Score | RPI | S | Opponent | Score | RPI | S | Opponent | Score |
| 12 | H | Gonzaga | 61 86 | 26 | H | California | 53 70 | 52 | A | Saint Mary's (CA) | 60 74 | 111 | A | Loyola Marymount | 57 83 |
| | | | | 34 | H | BYU | 56 65 | 79 | A | Pacific | 47 79 | 111 | H | Loyola Marymount | 52 69 |
| | | | | | | | | | | | | 129 | A | Minnesota | 48 53 |
| | | | | | | | | | | | | 138 | A | Pepperdine | 65 88 |
| | | | | | | | | | | | | 138 | H | Pepperdine | 55 74 |
| | | | | | | | | | | | | 166 | H | Portland | 60 69 |
| | | | | | | | | | | | | 173 | A | Santa Clara | 57 49 |
| | | | | | | | | | | | | 226 | H | Dartmouth | 78 76 |
| | | | | | | | | | | | | 228 | A | San Francisco | 57 68 |
| | | | | | | | | | | | | 248 | A | Long Beach St. | 60 56 |
| | | | | | | | | | | | | 251 | H | San Diego St. | 72 71 |
| | | | | | | | | | | | | 257 | A | Southern Utah | 59 69 |
| | | | | | | | | | | | | 264 | H | Hawaii | 58 50 |
| | | | | | | | | | | | | 270 | H | Cleveland St. | 83 82 |
| | | | | | | | | | | | | 274 | A | UTSA | 77 87 |
| | | | | | | | | | | | | 327 | H | San Jose St. | 83 79 |
| LAST 12 Division I GAMES: | | | | | | | | | | | | | | | |
| 138 | A | Pepperdine | 65 88 | 111 | A | Loyola Marymount | 57 83 | | | | | | | | |
| 34 | H | BYU | 56 65 | 138 | H | Pepperdine | 55 74 | | | | | | | | |
| 12 | H | Gonzaga | 61 86 | 111 | H | Loyola Marymount | 52 69 | | | | | | | | |
| 166 | H | Portland | 60 69 | 173 | A | Santa Clara | 57 49 | | | | | | | | |
| 79 | A | Pacific | 47 79 | 228 | A | San Francisco | 57 68 | | | | | | | | |
| 52 | A | Saint Mary's (CA) | 60 74 | 327 | H | San Jose St. | 83 79 | | | | | | | | |

Non-Div I Games: Cal St. San B'dino 76 58

San Diego

■ Loss,
 ■ Non-Conf,
 ■ S Site,
 ■ H Home
 ■ A Away
 N Neutral

| | | | | | | | | | | |
|-------------------|----------|-----------|----------------|------------|-------------|---------------|------|------|-------|-----------|
| Average RPI Win: | 266 | WON-LOST | WINNING | LAST 10 | STRENGTH OF | OPP. STRENGTH | TEAM | ADJ. | CONF. | ADJ CONF. |
| Average RPI Loss: | 145 | RECORD | PCT. RANK | GAMES | SCHEDULE | OF SCHEDULE | RPI | RPI | RPI | RPI |
| DIV. I ONLY | 7- 12 | 242 | 1- 0 | 199 | 218 | 251 | 251 | 15 | 15 | |
| DIV. I NON-CONF. | 5- 6 | 177 | 0- 0 | 245 | 296 | 235 | 235 | 13 | 13 | |
| TOTALS | RPI 1-25 | RPI 26-50 | W-L RECORDS | RPI 51-100 | RPI 101-150 | RPI 150+ | | | | |
| 7- 12 | 0- 0 | 0- 2 | OVERALL | 0- 3 | 0- 2 | 7- 5 | | | | |
| 5- 5 | 0- 0 | 0- 0 | HOME | 0- 3 | 0- 1 | 5- 1 | | | | |
| 2- 7 | 0- 0 | 0- 2 | AWAY | 0- 0 | 0- 1 | 2- 4 | | | | |
| 0- 0 | 0- 0 | 0- 0 | NEUTRAL | 0- 0 | 0- 0 | 0- 0 | | | | |
| 5- 6 | 0- 0 | 0- 0 | NON-CONFERENCE | 0- 2 | 0- 1 | 5- 3 | | | | |
| 3- 3 | 0- 0 | 0- 0 | HOME | 0- 2 | 0- 0 | 3- 1 | | | | |
| 2- 3 | 0- 0 | 0- 0 | AWAY | 0- 0 | 0- 1 | 2- 2 | | | | |
| 0- 0 | 0- 0 | 0- 0 | NEUTRAL | 0- 0 | 0- 0 | 0- 0 | | | | |
| 2- 6 | 0- 0 | 0- 2 | CONFERENCE | 0- 1 | 0- 1 | 2- 2 | | | | |
| 2- 2 | 0- 0 | 0- 0 | HOME | 0- 1 | 0- 1 | 2- 0 | | | | |
| 0- 4 | 0- 0 | 0- 2 | AWAY | 0- 0 | 0- 0 | 0- 2 | | | | |
| 0- 0 | 0- 0 | 0- 0 | NEUTRAL | 0- 0 | 0- 0 | 0- 0 | | | | |

| RPI 1-25 | | | | RPI 26-50 | | | | RPI 51-100 | | | | RPI 101+ | | | | Team's RPI: 251 | |
|---------------------------|---|----------|-------|-----------|---|------------|-------|------------|---|------------------|-------|----------|---|--------------------|-------|-----------------|--|
| RPI | S | Opponent | Score | RPI | S | Opponent | Score | RPI | S | Opponent | Score | RPI | S | Opponent | Score | | |
| | | | | 39 | A | New Mexico | 62 70 | 51 | H | TCU | 64 81 | 128 | H | Fresno St. | 81 87 | | |
| | | | | 46 | A | Wyoming | 45 87 | 61 | H | Boise St. | 66 69 | 144 | A | CSUN | 74 77 | | |
| | | | | | | | | 72 | H | Arizona | 60 69 | 152 | A | UC Irvine | 78 70 | | |
| | | | | | | | | | | | | 173 | A | Santa Clara | 43 60 | | |
| | | | | | | | | | | | | 210 | A | UNLV | 57 71 | | |
| | | | | | | | | | | | | 252 | A | Air Force | 66 75 | | |
| | | | | | | | | | | | | 252 | H | Air Force | 70 61 | | |
| | | | | | | | | | | | | 253 | A | San Diego | 71 72 | | |
| | | | | | | | | | | | | 255 | A | Cal St. Fullerton | 83 72 | | |
| | | | | | | | | | | | | 264 | H | Hawaii | 58 57 | | |
| | | | | | | | | | | | | 287 | H | California Baptist | 83 67 | | |
| | | | | | | | | | | | | 305 | H | UC Santa Barbara | 58 63 | | |
| | | | | | | | | | | | | 324 | H | Incarinate Word | 81 38 | | |
| | | | | | | | | | | | | 327 | H | San Jose St. | 69 68 | | |
| LAST 12 Division I GAMES: | | | | | | | | | | | | | | | | | |
| | | | | 252 | A | Air Force | 66 75 | 327 | H | San Jose St. | 69 68 | | | | | | |
| | | | | 210 | A | UNLV | 57 71 | 61 | H | Boise St. | 66 69 | | | | | | |
| | | | | 128 | H | Fresno St. | 81 87 | 305 | H | UC Santa Barbara | 58 63 | | | | | | |
| | | | | 39 | A | New Mexico | 62 70 | 144 | A | CSUN | 74 77 | | | | | | |
| | | | | 252 | H | Air Force | 70 61 | 152 | A | UC Irvine | 78 70 | | | | | | |
| | | | | 46 | A | Wyoming | 45 87 | 72 | H | Arizona | 60 69 | | | | | | |

Non-Div I Games:

San Diego St.

■ Loss,
 ■ Non-Conf,
 ■ S Site,
 ■ Home
 ■ A Away
 N Neutral

San Francisco

Through Games Of Feb. 3, 2019

| | | | | | | | | | | |
|-------------------|----------|-----------|----------------|------------|-------------|---------------|------|------|-------|-----------|
| Average RPI Win: | 270 | WON-LOST | WINNING | LAST 10 | STRENGTH OF | OPP. STRENGTH | TEAM | ADJ. | CONF. | ADJ CONF. |
| Average RPI Loss: | 101 | RECORD | PCT. RANK | GAMES | SCHEDULE | OF SCHEDULE | RPI | RPI | RPI | RPI |
| DIV. I ONLY | 6- 15 | 284 | 1- 0 | 136 | 106 | 228 | 228 | 8 | 8 | |
| DIV. I NON-CONF. | 4- 7 | 228 | 0- 0 | 234 | 175 | 247 | 247 | 7 | 7 | |
| TOTALS | RPI 1-25 | RPI 26-50 | W-L RECORDS | RPI 51-100 | RPI 101-150 | RPI 150+ | | | | |
| 6- 15 | 0- 2 | 0- 1 | OVERALL | 0- 4 | 0- 5 | 6- 3 | | | | |
| 2- 7 | 0- 0 | 0- 1 | HOME | 0- 3 | 0- 2 | 2- 1 | | | | |
| 2- 7 | 0- 2 | 0- 0 | AWAY | 0- 1 | 0- 3 | 2- 1 | | | | |
| 2- 1 | 0- 0 | 0- 0 | NEUTRAL | 0- 0 | 0- 0 | 2- 1 | | | | |
| 4- 7 | 0- 1 | 0- 0 | NON-CONFERENCE | 0- 2 | 0- 3 | 4- 1 | | | | |
| 1- 3 | 0- 0 | 0- 0 | HOME | 0- 1 | 0- 2 | 1- 0 | | | | |
| 1- 3 | 0- 1 | 0- 0 | AWAY | 0- 1 | 0- 1 | 1- 0 | | | | |
| 2- 1 | 0- 0 | 0- 0 | NEUTRAL | 0- 0 | 0- 0 | 2- 1 | | | | |
| 2- 8 | 0- 1 | 0- 1 | CONFERENCE | 0- 2 | 0- 2 | 2- 2 | | | | |
| 1- 4 | 0- 0 | 0- 1 | HOME | 0- 2 | 0- 0 | 1- 1 | | | | |
| 1- 4 | 0- 1 | 0- 0 | AWAY | 0- 0 | 0- 2 | 1- 1 | | | | |
| 0- 0 | 0- 0 | 0- 0 | NEUTRAL | 0- 0 | 0- 0 | 0- 0 | | | | |

| RPI 1-25 | | | | RPI 26-50 | | | | RPI 51-100 | | | | RPI 101+ Team's RPI: 228 | | | |
|---------------------------|---|-------------------|-------|-----------|---|------------------|--------|------------|---|-------------------|-------|--------------------------|---|------------------|--------|
| RPI | S | Opponent | Score | RPI | S | Opponent | Score | RPI | S | Opponent | Score | RPI | S | Opponent | Score |
| 5 | A | Stanford | 62 96 | 34 | H | BYU | 59 67 | 52 | H | Saint Mary's (CA) | 65 80 | 111 | A | Loyola Marymount | 58 66 |
| 12 | A | Gonzaga | 51 78 | | | | | 78 | H | UC Davis | 68 70 | 113 | H | UT Arlington | 73 80 |
| | | | | | | | | 79 | H | Pacific | 75 85 | 115 | H | Northern Colo. | 63 68 |
| | | | | | | | | 95 | A | Idaho | 63 70 | 123 | A | Washington St. | 61 91 |
| | | | | | | | | | | | | 138 | A | Pepperdine | 50 69 |
| | | | | | | | | | | | | 166 | A | Portland | 73 78 |
| | | | | | | | | | | | | 173 | A | Santa Clara | 57 49 |
| | | | | | | | | | | | | 173 | H | Santa Clara | 66 71 |
| | | | | | | | | | | | | 222 | N | North Dakota | 97 100 |
| | | | | | | | | | | | | 235 | A | Sacramento St. | 86 75 |
| | | | | | | | | | | | | 253 | H | San Diego | 68 57 |
| | | | | | | | | | | | | 309 | N | North Dakota St. | 75 42 |
| | | | | | | | | | | | | 322 | N | Cal Poly | 65 62 |
| | | | | | | | | | | | | 327 | H | San Jose St. | 85 63 |
| LAST 12 Division I GAMES: | | | | | | | | | | | | | | | |
| 166 | A | Portland | 73 78 | 173 | A | Santa Clara | 57 49 | | | | | | | | |
| 12 | A | Gonzaga | 51 78 | 173 | H | Santa Clara | 66 71 | | | | | | | | |
| 79 | H | Pacific | 75 85 | 34 | H | BYU | 59 67 | | | | | | | | |
| 52 | H | Saint Mary's (CA) | 65 80 | 253 | H | San Diego | 68 57 | | | | | | | | |
| 138 | A | Pepperdine | 50 69 | 222 | N | North Dakota | 97 100 | | | | | | | | |
| 111 | A | Loyola Marymount | 58 66 | 309 | N | North Dakota St. | 75 42 | | | | | | | | |

Non-Div I Games:

San Francisco

■ Loss,
 ■ Non-Conf,
 ■ S Site,
 ■ H Home
 ■ A Away
 N Neutral

| | | | | | | | | | | |
|-------------------|----------|-----------|----------------|------------|-------------|---------------|------|------|-------|-----------|
| Average RPI Win: | 236 | WON-LOST | WINNING | LAST 10 | STRENGTH OF | OPP. STRENGTH | TEAM | ADJ. | CONF. | ADJ CONF. |
| Average RPI Loss: | 165 | RECORD | PCT. RANK | GAMES | SCHEDULE | OF SCHEDULE | RPI | RPI | RPI | RPI |
| DIV. I ONLY | 2- 17 | 336 | 0- 1 | 196 | 181 | 327 | 327 | 15 | 15 | |
| DIV. I NON-CONF. | 1- 9 | 326 | 0- 0 | 188 | 207 | 325 | 325 | 13 | 13 | |
| TOTALS | RPI 1-25 | RPI 26-50 | W-L RECORDS | RPI 51-100 | RPI 101-150 | RPI 150+ | | | | |
| 2- 17 | 0- 0 | 0- 1 | OVERALL | 0- 3 | 0- 3 | 2- 10 | | | | |
| 2- 6 | 0- 0 | 0- 1 | HOME | 0- 1 | 0- 0 | 2- 4 | | | | |
| 0- 11 | 0- 0 | 0- 0 | AWAY | 0- 2 | 0- 3 | 0- 6 | | | | |
| 0- 0 | 0- 0 | 0- 0 | NEUTRAL | 0- 0 | 0- 0 | 0- 0 | | | | |
| 1- 9 | 0- 0 | 0- 0 | NON-CONFERENCE | 0- 2 | 0- 2 | 1- 5 | | | | |
| 1- 3 | 0- 0 | 0- 0 | HOME | 0- 1 | 0- 0 | 1- 2 | | | | |
| 0- 6 | 0- 0 | 0- 0 | AWAY | 0- 1 | 0- 2 | 0- 3 | | | | |
| 0- 0 | 0- 0 | 0- 0 | NEUTRAL | 0- 0 | 0- 0 | 0- 0 | | | | |
| 1- 8 | 0- 0 | 0- 1 | CONFERENCE | 0- 1 | 0- 1 | 1- 5 | | | | |
| 1- 3 | 0- 0 | 0- 1 | HOME | 0- 0 | 0- 0 | 1- 2 | | | | |
| 0- 5 | 0- 0 | 0- 0 | AWAY | 0- 1 | 0- 1 | 0- 3 | | | | |
| 0- 0 | 0- 0 | 0- 0 | NEUTRAL | 0- 0 | 0- 0 | 0- 0 | | | | |

| RPI S | Opponent | Score | RPI S | Opponent | Score | RPI S | Opponent | Score | RPI S | Opponent | Score | Team's RPI: 327 |
|---------------------------|-----------|-------|-------|---------------|-------|-------|-----------|-------|-------|-----------------|-------|-----------------|
| | | | 46 H | Wyoming | 56 70 | 61 A | Boise St. | 68 99 | 128 A | Fresno St. | 48 77 | |
| | | | | | | 79 H | Pacific | 67 91 | 131 A | Colorado | 64 76 | |
| | | | | | | 100 A | Nebraska | 63 96 | 144 A | CSUN | 40 76 | |
| | | | | | | | | | 152 H | UC Irvine | 66 74 | |
| | | | | | | | | | 164 A | Portland St. | 51 80 | |
| | | | | | | | | | 173 H | Santa Clara | 56 62 | |
| | | | | | | | | | 195 A | Utah St. | 49 82 | |
| | | | | | | | | | 195 H | Utah St. | 68 59 | |
| | | | | | | | | | 210 H | UNLV | 43 53 | |
| | | | | | | | | | 228 A | San Francisco | 63 85 | |
| | | | | | | | | | 241 H | Nevada | 49 52 | |
| | | | | | | | | | 251 A | San Diego St. | 68 69 | |
| | | | | | | | | | 252 A | Air Force | 77 88 | |
| | | | | | | | | | 253 A | San Diego | 79 83 | |
| | | | | | | | | | 277 H | CSU Bakersfield | 82 72 | |
| LAST 12 Division I GAMES: | | | | | | | | | | | | |
| 195 H | Utah St. | 68 59 | 251 A | San Diego St. | 68 69 | | | | | | | |
| 252 A | Air Force | 77 88 | 241 H | Nevada | 49 52 | | | | | | | |
| 46 H | Wyoming | 56 70 | 128 A | Fresno St. | 48 77 | | | | | | | |
| 210 H | UNLV | 43 53 | 253 A | San Diego | 79 83 | | | | | | | |
| 195 A | Utah St. | 49 82 | 144 A | CSUN | 40 76 | | | | | | | |
| 61 A | Boise St. | 68 99 | 173 H | Santa Clara | 56 62 | | | | | | | |

Non-Div I Games: San Fran. St. 66 73

San Jose St.

Santa Clara

Through Games Of Feb. 3, 2019

| | | | | | | | | | | |
|-------------------|----------|-----------|----------------|------------|-------------|---------------|------|------|-------|-----------|
| Average RPI Win: | 221 | WON-LOST | WINNING | LAST 10 | STRENGTH OF | OPP. STRENGTH | TEAM | ADJ. | CONF. | ADJ CONF. |
| Average RPI Loss: | 105 | RECORD | PCT. RANK | GAMES | SCHEDULE | OF SCHEDULE | RPI | RPI | RPI | RPI |
| DIV. I ONLY | 9- 11 | 201 | 0- 1 | 139 | 122 | 173 | 173 | 8 | 8 | |
| DIV. I NON-CONF. | 6- 4 | 125 | 0- 0 | 183 | 235 | 140 | 140 | 7 | 7 | |
| TOTALS | RPI 1-25 | RPI 26-50 | W-L RECORDS | RPI 51-100 | RPI 101-150 | RPI 150+ | | | | |
| 9- 11 | 0- 1 | 0- 2 | OVERALL | 1- 3 | 1- 3 | 7- 2 | | | | |
| 4- 6 | 0- 0 | 0- 1 | HOME | 1- 2 | 0- 1 | 3- 2 | | | | |
| 5- 5 | 0- 1 | 0- 1 | AWAY | 0- 1 | 1- 2 | 4- 0 | | | | |
| 0- 0 | 0- 0 | 0- 0 | NEUTRAL | 0- 0 | 0- 0 | 0- 0 | | | | |
| 6- 4 | 0- 0 | 0- 1 | NON-CONFERENCE | 1- 1 | 0- 2 | 5- 0 | | | | |
| 4- 1 | 0- 0 | 0- 0 | HOME | 1- 0 | 0- 1 | 3- 0 | | | | |
| 2- 3 | 0- 0 | 0- 1 | AWAY | 0- 1 | 0- 1 | 2- 0 | | | | |
| 0- 0 | 0- 0 | 0- 0 | NEUTRAL | 0- 0 | 0- 0 | 0- 0 | | | | |
| 3- 7 | 0- 1 | 0- 1 | CONFERENCE | 0- 2 | 1- 1 | 2- 2 | | | | |
| 0- 5 | 0- 0 | 0- 1 | HOME | 0- 2 | 0- 0 | 0- 2 | | | | |
| 3- 2 | 0- 1 | 0- 0 | AWAY | 0- 0 | 1- 1 | 2- 0 | | | | |
| 0- 0 | 0- 0 | 0- 0 | NEUTRAL | 0- 0 | 0- 0 | 0- 0 | | | | |

| RPI 1-25 | | | | RPI 26-50 | | | | RPI 51-100 | | | | RPI 101+ Team's RPI: 173 | | | |
|---------------------------|---|-------------------|-------|-----------|---|---------------|-------|------------|---|---------------------|-------|--------------------------|---|-------------------|-------|
| RPI | S | Opponent | Score | RPI | S | Opponent | Score | RPI | S | Opponent | Score | RPI | S | Opponent | Score |
| 12 | A | Gonzaga | 61 78 | 31 | A | Oregon St. | 31 82 | 52 | H | Saint Mary's (CA) | 59 83 | 111 | A | Loyola Marymount | 83 75 |
| | | | | 34 | H | BYU | 44 54 | 53 | A | Southern California | 46 77 | 128 | A | Fresno St. | 53 80 |
| | | | | | | | | 66 | H | Missouri St. | 77 73 | 138 | A | Pepperdine | 48 74 |
| | | | | | | | | 79 | H | Pacific | 70 74 | 144 | H | CSUN | 38 53 |
| | | | | | | | | | | | | 166 | A | Portland | 72 66 |
| | | | | | | | | | | | | 228 | A | San Francisco | 71 66 |
| | | | | | | | | | | | | 228 | H | San Francisco | 49 57 |
| | | | | | | | | | | | | 241 | H | Nevada | 56 48 |
| | | | | | | | | | | | | 251 | H | San Diego St. | 60 43 |
| | | | | | | | | | | | | 253 | H | San Diego | 49 57 |
| | | | | | | | | | | | | 255 | A | Cal St. Fullerton | 64 60 |
| | | | | | | | | | | | | 327 | A | San Jose St. | 62 56 |
| | | | | | | | | | | | | 340 | H | Grand Canyon | 75 55 |
| LAST 12 Division I GAMES: | | | | | | | | | | | | | | | |
| 12 | A | Gonzaga | 61 78 | 228 | H | San Francisco | 49 57 | | | | | | | | |
| 166 | A | Portland | 72 66 | 228 | A | San Francisco | 71 66 | | | | | | | | |
| 52 | H | Saint Mary's (CA) | 59 83 | 253 | H | San Diego | 49 57 | | | | | | | | |
| 79 | H | Pacific | 70 74 | 34 | H | BYU | 44 54 | | | | | | | | |
| 111 | A | Loyola Marymount | 83 75 | 340 | H | Grand Canyon | 75 55 | | | | | | | | |
| 138 | A | Pepperdine | 48 74 | 327 | A | San Jose St. | 62 56 | | | | | | | | |

Non-Div I Games: Sonoma St. 98 38

Santa Clara

Loss, Non-Conf, S Site, H Home A Away N Neutral

| | | | | | | | | | | |
|-------------------|----------|-----------|----------------|------------|-------------|---------------|------|------|-------|-----------|
| Average RPI Win: | 333 | WON-LOST | WINNING | LAST 10 | STRENGTH OF | OPP. STRENGTH | TEAM | ADJ. | CONF. | ADJ CONF. |
| Average RPI Loss: | 235 | RECORD | PCT. RANK | GAMES | SCHEDULE | OF SCHEDULE | RPI | RPI | RPI | RPI |
| DIV. I ONLY | 2- 12 | 327 | 0- 1 | 351 | 291 | 349 | 349 | 32 | 32 | |
| DIV. I NON-CONF. | 0- 7 | 336 | 0- 0 | 279 | 118 | 345 | 345 | 32 | 32 | |
| TOTALS | RPI 1-25 | RPI 26-50 | W-L RECORDS | RPI 51-100 | RPI 101-150 | RPI 150+ | | | | |
| 2- 12 | 0- 0 | 0- 2 | OVERALL | 0- 0 | 0- 0 | 2- 10 | | | | |
| 0- 6 | 0- 0 | 0- 0 | HOME | 0- 0 | 0- 0 | 0- 6 | | | | |
| 2- 6 | 0- 0 | 0- 2 | AWAY | 0- 0 | 0- 0 | 2- 4 | | | | |
| 0- 0 | 0- 0 | 0- 0 | NEUTRAL | 0- 0 | 0- 0 | 0- 0 | | | | |
| 0- 7 | 0- 0 | 0- 2 | NON-CONFERENCE | 0- 0 | 0- 0 | 0- 5 | | | | |
| 0- 3 | 0- 0 | 0- 0 | HOME | 0- 0 | 0- 0 | 0- 3 | | | | |
| 0- 4 | 0- 0 | 0- 2 | AWAY | 0- 0 | 0- 0 | 0- 2 | | | | |
| 0- 0 | 0- 0 | 0- 0 | NEUTRAL | 0- 0 | 0- 0 | 0- 0 | | | | |
| 2- 5 | 0- 0 | 0- 0 | CONFERENCE | 0- 0 | 0- 0 | 2- 5 | | | | |
| 0- 3 | 0- 0 | 0- 0 | HOME | 0- 0 | 0- 0 | 0- 3 | | | | |
| 2- 2 | 0- 0 | 0- 0 | AWAY | 0- 0 | 0- 0 | 2- 2 | | | | |
| 0- 0 | 0- 0 | 0- 0 | NEUTRAL | 0- 0 | 0- 0 | 0- 0 | | | | |

| RPI 1-25 | | | RPI 26-50 | | | RPI 51-100 | | | RPI 101+ | | | Team's RPI: 349 |
|---------------------------|---|----------|-----------|-----|---|--------------------|--------|-----|----------|------------------|--------|-----------------|
| RPI | S | Opponent | Score | RPI | S | Opponent | Score | RPI | S | Opponent | Score | |
| | | | | 28 | A | South Dakota St. | 49 97 | | | | | |
| | | | | 37 | A | DePaul | 61 124 | | | | | |
| LAST 12 Division I GAMES: | | | | | | | | | | | | |
| | | | | 345 | H | N.C. Central | 67 71 | | | | | |
| | | | | 295 | H | South Carolina St. | 60 71 | | | | | |
| | | | | 268 | H | Norfolk St. | 42 78 | | | | | |
| | | | | 348 | A | Florida A&M | 54 50 | | | | | |
| | | | | 302 | A | Morgan St. | 47 63 | | | | | |
| | | | | 317 | A | Coppin St. | 76 70 | | | | | |
| | | | | | | | | 347 | A | Delaware St. | 58 66 | |
| | | | | | | | | 263 | A | Wichita St. | 50 66 | |
| | | | | | | | | 28 | A | South Dakota St. | 49 97 | |
| | | | | | | | | 201 | A | Ole Miss | 51 74 | |
| | | | | | | | | 244 | H | Texas Southern | 41 65 | |
| | | | | | | | | 37 | A | DePaul | 61 124 | |

Non-Div I Games: Carver 101 49 Wesleyan (GA) 155 26

Savannah St.

Loss, Non-Conf, S Site, H Home A Away N Neutral

| Average RPI Win: | 346 | WON-LOST | WINNING | LAST 10 | STRENGTH OF | OPP. STRENGTH | TEAM | ADJ. | CONF. | ADJ CONF. |
|-------------------|----------|-----------|----------------|------------|-------------|---------------|------|------|-------|-----------|
| Average RPI Loss: | 198 | RECORD | PCT. RANK | GAMES | SCHEDULE | OF SCHEDULE | RPI | RPI | RPI | RPI |
| DIV. I ONLY | 1- 20 | 349 | 0- 1 | 228 | 317 | 341 | 341 | 30 | 30 | |
| DIV. I NON-CONF. | 0- 13 | 336 | 0- 0 | 134 | 261 | 329 | 329 | 30 | 30 | |
| TOTALS | RPI 1-25 | RPI 26-50 | W-L RECORDS | RPI 51-100 | RPI 101-150 | RPI 150+ | | | | |
| 1- 20 | 0- 0 | 0- 1 | OVERALL | 0- 3 | 0- 2 | 1- 14 | | | | |
| 1- 9 | 0- 0 | 0- 0 | HOME | 0- 0 | 0- 2 | 1- 7 | | | | |
| 0- 10 | 0- 0 | 0- 1 | AWAY | 0- 2 | 0- 0 | 0- 7 | | | | |
| 0- 1 | 0- 0 | 0- 0 | NEUTRAL | 0- 1 | 0- 0 | 0- 0 | | | | |
| 0- 13 | 0- 0 | 0- 1 | NON-CONFERENCE | 0- 3 | 0- 2 | 0- 7 | | | | |
| 0- 5 | 0- 0 | 0- 0 | HOME | 0- 0 | 0- 2 | 0- 3 | | | | |
| 0- 7 | 0- 0 | 0- 1 | AWAY | 0- 2 | 0- 0 | 0- 4 | | | | |
| 0- 1 | 0- 0 | 0- 0 | NEUTRAL | 0- 1 | 0- 0 | 0- 0 | | | | |
| 1- 7 | 0- 0 | 0- 0 | CONFERENCE | 0- 0 | 0- 0 | 1- 7 | | | | |
| 1- 4 | 0- 0 | 0- 0 | HOME | 0- 0 | 0- 0 | 1- 4 | | | | |
| 0- 3 | 0- 0 | 0- 0 | AWAY | 0- 0 | 0- 0 | 0- 3 | | | | |
| 0- 0 | 0- 0 | 0- 0 | NEUTRAL | 0- 0 | 0- 0 | 0- 0 | | | | |

| RPI S | Opponent | Score | RPI S | Opponent | Score | RPI S | Opponent | Score | RPI S | Opponent | Score | Team's RPI: 341 |
|---------------------------|------------------|-------|-------|----------------------|--------|-------|---------------------|-------|-------|----------------------|--------|-----------------|
| 30 | A Utah | 62 89 | 72 | N Arizona | 54 84 | 136 | H Washington | 58 69 | 138 | H Pepperdine | 64 78 | |
| | | | 78 | A UC Davis | 59 76 | 152 | A UC Irvine | 60 65 | 159 | A New Mexico St. | 55 75 | |
| | | | 79 | A Pacific | 61 75 | 164 | A Portland St. | 43 68 | 211 | A UTRGV | 56 69 | |
| | | | | | | 219 | H UMKC | 62 86 | 241 | A Nevada | 54 67 | |
| | | | | | | 255 | H Cal St. Fullerton | 54 57 | 264 | A Hawaii | 51 67 | |
| | | | | | | 266 | H Northern Ariz. | 58 65 | 269 | H Utah Valley | 55 58 | |
| | | | | | | 277 | H CSU Bakersfield | 60 70 | 287 | A California Baptist | 83 100 | |
| | | | | | | 322 | H Cal Poly | 50 60 | 340 | H Grand Canyon | 73 74 | |
| | | | | | | 346 | H Chicago St. | 90 54 | | | | |
| LAST 12 Division I GAMES: | | | | | | | | | | | | |
| 219 | H UMKC | 62 86 | 287 | A California Baptist | 83 100 | | | | | | | |
| 346 | H Chicago St. | 90 54 | 277 | H CSU Bakersfield | 60 70 | | | | | | | |
| 211 | A UTRGV | 56 69 | 152 | A UC Irvine | 60 65 | | | | | | | |
| 159 | A New Mexico St. | 55 75 | 241 | A Nevada | 54 67 | | | | | | | |
| 269 | H Utah Valley | 55 58 | 322 | H Cal Poly | 50 60 | | | | | | | |
| 340 | H Grand Canyon | 73 74 | 78 | A UC Davis | 59 76 | | | | | | | |

Non-Div I Games:

Seattle U

| Average RPI Win: | 191 | WON-LOST | WINNING | LAST 10 | STRENGTH OF | OPP. STRENGTH | TEAM | ADJ. | CONF. | ADJ CONF. |
|-------------------|----------|-----------|----------------|------------|-------------|---------------|------|------|-------|-----------|
| Average RPI Loss: | 66 | RECORD | PCT. RANK | GAMES | SCHEDULE | OF SCHEDULE | RPI | RPI | RPI | RPI |
| DIV. I ONLY | 14- 8 | 97 | 1- 0 | 115 | 75 | 106 | 106 | 6 | 6 | |
| DIV. I NON-CONF. | 8- 3 | 72 | 0- 0 | 287 | 169 | 133 | 133 | 4 | 4 | |
| TOTALS | RPI 1-25 | RPI 26-50 | W-L RECORDS | RPI 51-100 | RPI 101-150 | RPI 150+ | | | | |
| 14- 8 | 0- 2 | 2- 4 | OVERALL | 2- 0 | 3- 0 | 7- 2 | | | | |
| 11- 2 | 0- 0 | 1- 1 | HOME | 1- 0 | 3- 0 | 6- 1 | | | | |
| 2- 5 | 0- 2 | 1- 2 | AWAY | 1- 0 | 0- 0 | 0- 1 | | | | |
| 1- 1 | 0- 0 | 0- 1 | NEUTRAL | 0- 0 | 0- 0 | 1- 0 | | | | |
| 8- 3 | 0- 1 | 0- 2 | NON-CONFERENCE | 1- 0 | 0- 0 | 7- 0 | | | | |
| 6- 0 | 0- 0 | 0- 0 | HOME | 0- 0 | 0- 0 | 6- 0 | | | | |
| 1- 2 | 0- 1 | 0- 1 | AWAY | 1- 0 | 0- 0 | 0- 0 | | | | |
| 1- 1 | 0- 0 | 0- 1 | NEUTRAL | 0- 0 | 0- 0 | 1- 0 | | | | |
| 6- 5 | 0- 1 | 2- 2 | CONFERENCE | 1- 0 | 3- 0 | 0- 2 | | | | |
| 5- 2 | 0- 0 | 1- 1 | HOME | 1- 0 | 3- 0 | 0- 1 | | | | |
| 1- 3 | 0- 1 | 1- 1 | AWAY | 0- 0 | 0- 0 | 0- 1 | | | | |
| 0- 0 | 0- 0 | 0- 0 | NEUTRAL | 0- 0 | 0- 0 | 0- 0 | | | | |

| RPI 1-25 | | | | RPI 26-50 | | | | RPI 51-100 | | | | RPI 101+ Team's RPI: 106 | | | |
|---------------------------|---|------------|-------|-----------|---|-----------------|-------|------------|---|------------|-------|--------------------------|---|----------------------|--------|
| RPI | S | Opponent | Score | RPI | S | Opponent | Score | RPI | S | Opponent | Score | RPI | S | Opponent | Score |
| 6 | A | UConn | 61 99 | 37 | A | DePaul | 84 73 | 77 | A | Princeton | 70 66 | 103 | H | Providence | 79 73 |
| 7 | A | Marquette | 60 96 | 40 | N | Georgia Tech | 73 84 | 93 | H | Georgetown | 76 63 | 105 | H | Creighton | 82 75 |
| | | | | 43 | H | Villanova | 66 70 | | | | | 125 | H | St. John's (NY) | 77 67 |
| | | | | 45 | A | Butler | 59 62 | | | | | 169 | A | Xavier | 62 63 |
| | | | | 45 | H | Butler | 83 62 | | | | | 169 | H | Xavier | 76 80 |
| | | | | 49 | A | UCLA | 62 78 | | | | | 254 | H | St. Francis Brooklyn | 100 77 |
| | | | | | | | | | | | | 274 | H | UTSA | 84 53 |
| | | | | | | | | | | | | 294 | H | Kennesaw St. | 102 80 |
| | | | | | | | | | | | | 306 | H | UMass Lowell | 90 57 |
| | | | | | | | | | | | | 313 | N | UNC Greensboro | 71 64 |
| | | | | | | | | | | | | 315 | H | Saint Peter's | 90 47 |
| | | | | | | | | | | | | 326 | H | Wagner | 95 40 |
| LAST 12 Division I GAMES: | | | | | | | | | | | | | | | |
| 169 | H | Xavier | 76 80 | 45 | H | Butler | 83 62 | | | | | | | | |
| 93 | H | Georgetown | 76 63 | 105 | H | Creighton | 82 75 | | | | | | | | |
| 43 | H | Villanova | 66 70 | 169 | A | Xavier | 62 63 | | | | | | | | |
| 37 | A | DePaul | 84 73 | 45 | A | Butler | 59 62 | | | | | | | | |
| 7 | A | Marquette | 60 96 | 125 | H | St. John's (NY) | 77 67 | | | | | | | | |
| 103 | H | Providence | 79 73 | 313 | N | UNC Greensboro | 71 64 | | | | | | | | |

Non-Div I Games:

Seton Hall

| | | | | | | | | | |
|------------------------------|--------------|------------|----------------|-------------|---------------|------------|------------|-----------|-----------|
| Average RPI Win: 278 | WON-LOST | WINNING | LAST 10 | STRENGTH OF | OPP. STRENGTH | TEAM | ADJ. | CONF. | ADJ CONF. |
| Average RPI Loss: 185 | RECORD | PCT. RANK | GAMES | SCHEDULE | OF SCHEDULE | RPI | RPI | RPI | RPI |
| DIV. I ONLY | 9- 13 | 228 | 1- 0 | 280 | 295 | 271 | 271 | 26 | 26 |
| DIV. I NON-CONF. | 4- 7 | 228 | 1- 0 | 231 | 284 | 275 | 275 | 28 | 28 |
| TOTALS | RPI 1-25 | RPI 26-50 | W-L RECORDS | RPI 51-100 | RPI 101-150 | RPI 150+ | | | |
| 9- 13 | 0- 0 | 0- 0 | OVERALL | 0- 4 | 0- 2 | 9- 7 | | | |
| 5- 6 | 0- 0 | 0- 0 | HOME | 0- 2 | 0- 1 | 5- 3 | | | |
| 3- 6 | 0- 0 | 0- 0 | AWAY | 0- 1 | 0- 1 | 3- 4 | | | |
| 1- 1 | 0- 0 | 0- 0 | NEUTRAL | 0- 1 | 0- 0 | 1- 0 | | | |
| 4- 7 | 0- 0 | 0- 0 | NON-CONFERENCE | 0- 3 | 0- 0 | 4- 4 | | | |
| 2- 4 | 0- 0 | 0- 0 | HOME | 0- 2 | 0- 0 | 2- 2 | | | |
| 1- 2 | 0- 0 | 0- 0 | AWAY | 0- 0 | 0- 0 | 1- 2 | | | |
| 1- 1 | 0- 0 | 0- 0 | NEUTRAL | 0- 1 | 0- 0 | 1- 0 | | | |
| 5- 6 | 0- 0 | 0- 0 | CONFERENCE | 0- 1 | 0- 2 | 5- 3 | | | |
| 3- 2 | 0- 0 | 0- 0 | HOME | 0- 0 | 0- 1 | 3- 1 | | | |
| 2- 4 | 0- 0 | 0- 0 | AWAY | 0- 1 | 0- 1 | 2- 2 | | | |
| 0- 0 | 0- 0 | 0- 0 | NEUTRAL | 0- 0 | 0- 0 | 0- 0 | | | |

| RPI 1-25 | | | | RPI 26-50 | | | | RPI 51-100 | | | | RPI 101+ | | | | Team's RPI: 271 | |
|---------------------------|---|----------|-------|-----------|---|---------------|-------|------------|---|---------------|-------|----------|---|-----------------|-------|-----------------|--|
| RPI | S | Opponent | Score | RPI | S | Opponent | Score | RPI | S | Opponent | Score | RPI | S | Opponent | Score | | |
| | | | | | | | | 60 | A | Quinnipiac | 31 68 | 150 | A | Marist | 59 88 | | |
| | | | | | | | | 68 | H | Harvard | 54 73 | 150 | H | Marist | 58 73 | | |
| | | | | | | | | 81 | H | Penn | 51 58 | 194 | H | Rider | 52 55 | | |
| | | | | | | | | 88 | N | Drexel | 39 51 | 203 | A | St. Bonaventure | 58 74 | | |
| | | | | | | | | | | | | 208 | H | Massachusetts | 64 59 | | |
| | | | | | | | | | | | | 224 | A | Howard | 86 81 | | |
| | | | | | | | | | | | | 230 | A | Monmouth | 77 68 | | |
| | | | | | | | | | | | | 232 | H | Colgate | 55 53 | | |
| | | | | | | | | | | | | 242 | A | Sacred Heart | 50 72 | | |
| | | | | | | | | | | | | 250 | H | Hofstra | 50 57 | | |
| | | | | | | | | | | | | 288 | H | Fla. Atlantic | 66 70 | | |
| | | | | | | | | | | | | 315 | A | Saint Peter's | 84 57 | | |
| | | | | | | | | | | | | 315 | H | Saint Peter's | 50 46 | | |
| | | | | | | | | | | | | 316 | A | Fairfield | 55 59 | | |
| | | | | | | | | | | | | 319 | A | Manhattan | 48 52 | | |
| | | | | | | | | | | | | 319 | H | Manhattan | 62 56 | | |
| | | | | | | | | | | | | 326 | N | Wagner | 74 71 | | |
| | | | | | | | | | | | | 329 | H | Iona | 59 47 | | |
| LAST 12 Division I GAMES: | | | | | | | | | | | | | | | | | |
| | | | | 319 | A | Manhattan | 48 52 | 326 | N | Wagner | 74 71 | | | | | | |
| | | | | 150 | H | Marist | 58 73 | 150 | A | Marist | 59 88 | | | | | | |
| | | | | 316 | A | Fairfield | 55 59 | 194 | H | Rider | 52 55 | | | | | | |
| | | | | 315 | H | Saint Peter's | 50 46 | 319 | H | Manhattan | 62 56 | | | | | | |
| | | | | 60 | A | Quinnipiac | 31 68 | 329 | H | Iona | 59 47 | | | | | | |
| | | | | 230 | A | Monmouth | 77 68 | 315 | A | Saint Peter's | 84 57 | | | | | | |

Non-Div I Games:

Siena

South Alabama

Through Games Of Feb. 3, 2019

| | | | | | | | | | | |
|-------------------|----------|-----------|----------------|------------|-------------|---------------|------|------|-------|-----------|
| Average RPI Win: | 216 | WON-LOST | WINNING | LAST 10 | STRENGTH OF | OPP. STRENGTH | TEAM | ADJ. | CONF. | ADJ CONF. |
| Average RPI Loss: | 134 | RECORD | PCT. RANK | GAMES | SCHEDULE | OF SCHEDULE | RPI | RPI | RPI | RPI |
| DIV. I ONLY | 15- 3 | 21 | 1- 0 | 286 | 145 | 107 | 107 | 13 | 13 | |
| DIV. I NON-CONF. | 9- 0 | 1 | 1- 0 | 321 | 141 | 69 | 69 | 15 | 15 | |
| TOTALS | RPI 1-25 | RPI 26-50 | W-L RECORDS | RPI 51-100 | RPI 101-150 | RPI 150+ | | | | |
| 15- 3 | 0- 0 | 0- 0 | OVERALL | 1- 1 | 1- 1 | 13- 1 | | | | |
| 6- 2 | 0- 0 | 0- 0 | HOME | 1- 1 | 0- 0 | 5- 1 | | | | |
| 8- 1 | 0- 0 | 0- 0 | AWAY | 0- 0 | 1- 1 | 7- 0 | | | | |
| 1- 0 | 0- 0 | 0- 0 | NEUTRAL | 0- 0 | 0- 0 | 1- 0 | | | | |
| 9- 0 | 0- 0 | 0- 0 | NON-CONFERENCE | 0- 0 | 1- 0 | 8- 0 | | | | |
| 3- 0 | 0- 0 | 0- 0 | HOME | 0- 0 | 0- 0 | 3- 0 | | | | |
| 5- 0 | 0- 0 | 0- 0 | AWAY | 0- 0 | 1- 0 | 4- 0 | | | | |
| 1- 0 | 0- 0 | 0- 0 | NEUTRAL | 0- 0 | 0- 0 | 1- 0 | | | | |
| 6- 3 | 0- 0 | 0- 0 | CONFERENCE | 1- 1 | 0- 1 | 5- 1 | | | | |
| 3- 2 | 0- 0 | 0- 0 | HOME | 1- 1 | 0- 0 | 2- 1 | | | | |
| 3- 1 | 0- 0 | 0- 0 | AWAY | 0- 0 | 0- 1 | 3- 0 | | | | |
| 0- 0 | 0- 0 | 0- 0 | NEUTRAL | 0- 0 | 0- 0 | 0- 0 | | | | |

| RPI S | Opponent | Score | RPI S | Opponent | Score | RPI S | Opponent | Score | RPI S | Opponent | Score | Team's RPI: 107 |
|---------------------------|----------|-------|-------|----------------|-------|-------|---------------|-------------------|-------|-------------------|-------|-----------------|
| | | | | | | 80 | H Little Rock | 42 65 | 112 | A Alabama | 72 67 | |
| | | | | | | 91 | H Troy | 80 77 | 139 | A Appalachian St. | 63 71 | |
| | | | | | | | | | 153 | A Georgia St. | 68 59 | |
| | | | | | | | | | 159 | N New Mexico St. | 68 67 | |
| | | | | | | | | | 176 | A Southern U. | 53 49 | |
| | | | | | | | | | 182 | H Arkansas St. | 64 77 | |
| | | | | | | | | | 185 | H Southern Miss. | 77 68 | |
| | | | | | | | | | 187 | A Coastal Caro. | 88 78 | |
| | | | | | | | | | 218 | H Alabama St. | 77 65 | |
| | | | | | | | | | 240 | H Louisiana | 83 60 | |
| | | | | | | | | | 246 | H ETSU | 81 74 | |
| | | | | | | | | | 272 | A Ga. Southern | 69 53 | |
| | | | | | | | | | 290 | A Tennessee St. | 78 56 | |
| | | | | | | | | | 293 | A Central Ark. | 58 50 | |
| | | | | | | | | | 310 | H La.-Monroe | 77 49 | |
| | | | | | | | | | 314 | A FIU | 84 77 | |
| LAST 12 Division I GAMES: | | | | | | | | | | | | |
| | | | 91 | H Troy | 80 77 | | 314 | A FIU | 84 77 | | | |
| | | | 310 | H La.-Monroe | 77 49 | | 182 | H Arkansas St. | 64 77 | | | |
| | | | 240 | H Louisiana | 83 60 | | 187 | A Coastal Caro. | 88 78 | | | |
| | | | 272 | A Ga. Southern | 69 53 | | 139 | A Appalachian St. | 63 71 | | | |
| | | | 153 | A Georgia St. | 68 59 | | 159 | N New Mexico St. | 68 67 | | | |
| | | | 80 | H Little Rock | 42 65 | | 218 | H Alabama St. | 77 65 | | | |

Non-Div I Games: Faulkner 97 40 Spring Hill 75 57

South Alabama

Loss, Non-Conf, S Site, H Home A Away N Neutral

South Carolina

Through Games Of Feb. 3, 2019

| Average RPI Win: | 121 | WON-LOST | WINNING | LAST 10 | STRENGTH OF | OPP. STRENGTH | TEAM | ADJ. | CONF. | ADJ CONF. |
|-------------------|----------|-----------|----------------|------------|-------------|---------------|------|------|-------|-----------|
| Average RPI Loss: | 16 | RECORD | PCT. RANK | GAMES | SCHEDULE | OF SCHEDULE | RPI | RPI | RPI | RPI |
| DIV. I ONLY | 16- 5 | 45 | 0- 1 | 13 | 16 | 15 | 15 | 5 | 5 | |
| DIV. I NON-CONF. | 8- 4 | 91 | 0- 1 | 24 | 20 | 41 | 41 | 5 | 5 | |
| TOTALS | RPI 1-25 | RPI 26-50 | W-L RECORDS | RPI 51-100 | RPI 101-150 | RPI 150+ | | | | |
| 16- 5 | 1- 4 | 4- 1 | OVERALL | 2- 0 | 3- 0 | 6- 0 | | | | |
| 9- 2 | 0- 2 | 2- 0 | HOME | 0- 0 | 3- 0 | 4- 0 | | | | |
| 6- 1 | 1- 1 | 2- 0 | AWAY | 2- 0 | 0- 0 | 1- 0 | | | | |
| 1- 2 | 0- 1 | 0- 1 | NEUTRAL | 0- 0 | 0- 0 | 1- 0 | | | | |
| 8- 4 | 0- 3 | 2- 1 | NON-CONFERENCE | 0- 0 | 2- 0 | 4- 0 | | | | |
| 5- 2 | 0- 2 | 1- 0 | HOME | 0- 0 | 2- 0 | 2- 0 | | | | |
| 2- 0 | 0- 0 | 1- 0 | AWAY | 0- 0 | 0- 0 | 1- 0 | | | | |
| 1- 2 | 0- 1 | 0- 1 | NEUTRAL | 0- 0 | 0- 0 | 1- 0 | | | | |
| 8- 1 | 1- 1 | 2- 0 | CONFERENCE | 2- 0 | 1- 0 | 2- 0 | | | | |
| 4- 0 | 0- 0 | 1- 0 | HOME | 0- 0 | 1- 0 | 2- 0 | | | | |
| 4- 1 | 1- 1 | 1- 0 | AWAY | 2- 0 | 0- 0 | 0- 0 | | | | |
| 0- 0 | 0- 0 | 0- 0 | NEUTRAL | 0- 0 | 0- 0 | 0- 0 | | | | |

| RPI | S | Opponent | Score | RPI | S | Opponent | Score | RPI | S | Opponent | Score | RPI | S | Opponent | Score |
|---------------------------|---|-----------------|-------|-----|---|------------|-------|-----|---|----------|-------|-----|---|-----------------|--------|
| 2 | H | Baylor | 69 94 | 31 | N | Oregon St. | 68 70 | 64 | A | LSU | 76 53 | 108 | H | Dayton | 65 55 |
| 8 | A | Mississippi St. | 74 89 | 33 | A | Kentucky | 74 70 | 73 | A | Arkansas | 87 79 | 112 | H | Alabama | 62 59 |
| 18 | H | Maryland | 61 85 | 35 | H | Missouri | 79 65 | | | | | 139 | H | Appalachian St. | 80 50 |
| 19 | N | Drake | 85 90 | 44 | A | Purdue | 82 73 | | | | | 171 | H | Vanderbilt | 80 69 |
| 20 | A | Texas A&M | 60 57 | 47 | H | Clemson | 69 57 | | | | | 186 | H | Temple | 88 60 |
| | | | | | | | | | | | | 206 | H | Florida | 71 40 |
| | | | | | | | | | | | | 218 | A | Alabama St. | 94 38 |
| | | | | | | | | | | | | 238 | H | Furman | 66 53 |
| | | | | | | | | | | | | 246 | N | ETSU | 101 55 |
| LAST 12 Division I GAMES: | | | | | | | | | | | | | | | |
| 31 | N | Oregon St. | 68 70 | 19 | N | Drake | 85 90 | | | | | | | | |
| 73 | A | Arkansas | 87 79 | 64 | A | LSU | 76 53 | | | | | | | | |
| 33 | A | Kentucky | 74 70 | 206 | H | Florida | 71 40 | | | | | | | | |
| 171 | H | Vanderbilt | 80 69 | 112 | H | Alabama | 62 59 | | | | | | | | |
| 35 | H | Missouri | 79 65 | 20 | A | Texas A&M | 60 57 | | | | | | | | |
| 8 | A | Mississippi St. | 74 89 | 238 | H | Furman | 66 53 | | | | | | | | |

Non-Div I Games:

South Carolina

Loss, Non-Conf, S Site, H Home A Away N Neutral

| | | | | | | | | | | |
|-------------------|----------|-----------|----------------|------------|-------------|---------------|------|------|-------|-----------|
| Average RPI Win: | 305 | WON-LOST | WINNING | LAST 10 | STRENGTH OF | OPP. STRENGTH | TEAM | ADJ. | CONF. | ADJ CONF. |
| Average RPI Loss: | 206 | RECORD | PCT. RANK | GAMES | SCHEDULE | OF SCHEDULE | RPI | RPI | RPI | RPI |
| DIV. I ONLY | 8- 11 | 220 | 1- 0 | 346 | 333 | 295 | 295 | 32 | 32 | |
| DIV. I NON-CONF. | 5- 7 | 206 | 1- 0 | 335 | 295 | 295 | 295 | 32 | 32 | |
| TOTALS | RPI 1-25 | RPI 26-50 | W-L RECORDS | RPI 51-100 | RPI 101-150 | RPI 150+ | | | | |
| 8- 11 | 0- 0 | 0- 0 | OVERALL | 0- 2 | 0- 1 | 8- 8 | | | | |
| 4- 3 | 0- 0 | 0- 0 | HOME | 0- 0 | 0- 0 | 4- 3 | | | | |
| 4- 6 | 0- 0 | 0- 0 | AWAY | 0- 1 | 0- 1 | 4- 4 | | | | |
| 0- 2 | 0- 0 | 0- 0 | NEUTRAL | 0- 1 | 0- 0 | 0- 1 | | | | |
| 5- 7 | 0- 0 | 0- 0 | NON-CONFERENCE | 0- 2 | 0- 1 | 5- 4 | | | | |
| 3- 1 | 0- 0 | 0- 0 | HOME | 0- 0 | 0- 0 | 3- 1 | | | | |
| 2- 4 | 0- 0 | 0- 0 | AWAY | 0- 1 | 0- 1 | 2- 2 | | | | |
| 0- 2 | 0- 0 | 0- 0 | NEUTRAL | 0- 1 | 0- 0 | 0- 1 | | | | |
| 3- 4 | 0- 0 | 0- 0 | CONFERENCE | 0- 0 | 0- 0 | 3- 4 | | | | |
| 1- 2 | 0- 0 | 0- 0 | HOME | 0- 0 | 0- 0 | 1- 2 | | | | |
| 2- 2 | 0- 0 | 0- 0 | AWAY | 0- 0 | 0- 0 | 2- 2 | | | | |
| 0- 0 | 0- 0 | 0- 0 | NEUTRAL | 0- 0 | 0- 0 | 0- 0 | | | | |

| RPI 1-25 | | | RPI 26-50 | | | RPI 51-100 | | | RPI 101+ | | | Team's RPI: 295 |
|---------------------------|---|--------------|-----------|-------|---|------------------|-------|--------------------------|----------|----------|-------|-----------------|
| RPI | S | Opponent | Score | RPI | S | Opponent | Score | RPI | S | Opponent | Score | |
| | | | | | | 72 A Arizona | 32 73 | 121 A Radford | | 31 61 | | |
| | | | | | | 99 N Wake Forest | 44 58 | 174 A UMES | | 43 63 | | |
| | | | | | | | | 187 A Coastal Caro. | | 44 57 | | |
| | | | | | | | | 210 H UNLV | | 58 49 | | |
| | | | | | | | | 217 N East Carolina | | 63 71 | | |
| | | | | | | | | 224 H Howard | | 72 63 | | |
| | | | | | | | | 256 H N.C. A&T | | 44 58 | | |
| | | | | | | | | 268 H Norfolk St. | | 50 57 | | |
| | | | | | | | | 275 H Winthrop | | 50 58 | | |
| | | | | | | | | 292 A Col. of Charleston | | 51 75 | | |
| | | | | | | | | 302 A Morgan St. | | 51 62 | | |
| | | | | | | | | 317 A Coppin St. | | 75 59 | | |
| | | | | | | | | 330 H Charleston So. | | 67 58 | | |
| | | | | | | | | 334 A Presbyterian | | 57 48 | | |
| | | | | | | | | 335 A Western Caro. | | 54 39 | | |
| | | | | | | | | 338 H USC Upstate | | 71 66 | | |
| | | | | | | | | 349 A Savannah St. | | 71 60 | | |
| LAST 12 Division I GAMES: | | | | | | | | | | | | |
| 174 A | | UMES | 43 63 | 210 H | | UNLV | 58 49 | | | | | |
| 349 A | | Savannah St. | 71 60 | 256 H | | N.C. A&T | 44 58 | | | | | |
| 268 H | | Norfolk St. | 50 57 | 335 A | | Western Caro. | 54 39 | | | | | |
| 224 H | | Howard | 72 63 | 217 N | | East Carolina | 63 71 | | | | | |
| 317 A | | Coppin St. | 75 59 | 99 N | | Wake Forest | 44 58 | | | | | |
| 302 A | | Morgan St. | 51 62 | 275 H | | Winthrop | 50 58 | | | | | |

Non-Div I Games: Voorhees 88 61 UNKNOWN 67 51

South Carolina St.

Loss, Non-Conf, S Site, H Home A Away N Neutral

South Dakota

Through Games Of Feb. 3, 2019

| | | | | | | | | | | |
|-------------------|----------|-----------|----------------|------------|-------------|---------------|------|------|-------|-----------|
| Average RPI Win: | 182 | WON-LOST | WINNING | LAST 10 | STRENGTH OF | OPP. STRENGTH | TEAM | ADJ. | CONF. | ADJ CONF. |
| Average RPI Loss: | 73 | RECORD | PCT. RANK | GAMES | SCHEDULE | OF SCHEDULE | RPI | RPI | RPI | RPI |
| DIV. I ONLY | 18- 3 | 16 | 1- 0 | 165 | 105 | 36 | 36 | 18 | 18 | |
| DIV. I NON-CONF. | 10- 2 | 37 | 0- 0 | 45 | 15 | 14 | 14 | 19 | 19 | |
| TOTALS | RPI 1-25 | RPI 26-50 | W-L RECORDS | RPI 51-100 | RPI 101-150 | RPI 150+ | | | | |
| 18- 3 | 1- 1 | 2- 1 | OVERALL | 2- 0 | 3- 0 | 10- 1 | | | | |
| 6- 0 | 1- 0 | 1- 0 | HOME | 1- 0 | 0- 0 | 3- 0 | | | | |
| 9- 2 | 0- 1 | 1- 0 | AWAY | 1- 0 | 2- 0 | 5- 1 | | | | |
| 3- 1 | 0- 0 | 0- 1 | NEUTRAL | 0- 0 | 1- 0 | 2- 0 | | | | |
| 10- 2 | 1- 1 | 1- 1 | NON-CONFERENCE | 2- 0 | 3- 0 | 3- 0 | | | | |
| 3- 0 | 1- 0 | 0- 0 | HOME | 1- 0 | 0- 0 | 1- 0 | | | | |
| 4- 1 | 0- 1 | 1- 0 | AWAY | 1- 0 | 2- 0 | 0- 0 | | | | |
| 3- 1 | 0- 0 | 0- 1 | NEUTRAL | 0- 0 | 1- 0 | 2- 0 | | | | |
| 8- 1 | 0- 0 | 1- 0 | CONFERENCE | 0- 0 | 0- 0 | 7- 1 | | | | |
| 3- 0 | 0- 0 | 1- 0 | HOME | 0- 0 | 0- 0 | 2- 0 | | | | |
| 5- 1 | 0- 0 | 0- 0 | AWAY | 0- 0 | 0- 0 | 5- 1 | | | | |
| 0- 0 | 0- 0 | 0- 0 | NEUTRAL | 0- 0 | 0- 0 | 0- 0 | | | | |

| RPI 1-25 | | | | RPI 26-50 | | | | Team's RPI: 36 | | | | RPI 51-100 | | | | RPI 101+ | | | |
|---------------------------|---|-------------------|--------|-----------|---|-------------------|--------|----------------|---|--------------|-------|------------|---|-------------------|--------|----------|---|----------|-------|
| RPI | S | Opponent | Score | RPI | S | Opponent | Score | RPI | S | Opponent | Score | RPI | S | Opponent | Score | RPI | S | Opponent | Score |
| 11 | H | Iowa St. | 64 59 | 28 | H | South Dakota St. | 105 98 | 66 | A | Missouri St. | 85 74 | 105 | A | Creighton | 77 65 | | | | |
| 19 | A | Drake | 64 76 | 32 | N | Indiana | 60 68 | 69 | H | Green Bay | 55 49 | 111 | N | Loyola Marymount | 67 40 | | | | |
| | | | | 35 | A | Missouri | 74 61 | | | | | 146 | A | Montana | 64 41 | | | | |
| | | | | | | | | | | | | 168 | A | Denver | 99 104 | | | | |
| | | | | | | | | | | | | 181 | N | Grambling | 67 53 | | | | |
| | | | | | | | | | | | | 183 | A | Oral Roberts | 76 72 | | | | |
| | | | | | | | | | | | | 222 | A | North Dakota | 80 50 | | | | |
| | | | | | | | | | | | | 237 | H | Western Ill. | 92 49 | | | | |
| | | | | | | | | | | | | 263 | N | Wichita St. | 73 64 | | | | |
| | | | | | | | | | | | | 309 | A | North Dakota St. | 67 41 | | | | |
| | | | | | | | | | | | | 320 | A | Omaha | 80 49 | | | | |
| | | | | | | | | | | | | 324 | H | Incarinate Word | 96 43 | | | | |
| | | | | | | | | | | | | 332 | A | Purdue Fort Wayne | 71 49 | | | | |
| | | | | | | | | | | | | 332 | H | Purdue Fort Wayne | 69 51 | | | | |
| LAST 12 Division I GAMES: | | | | | | | | | | | | | | | | | | | |
| 237 | H | Western Ill. | 92 49 | 332 | A | Purdue Fort Wayne | 71 49 | | | | | | | | | | | | |
| 222 | A | North Dakota | 80 50 | 168 | A | Denver | 99 104 | | | | | | | | | | | | |
| 320 | A | Omaha | 80 49 | 309 | A | North Dakota St. | 67 41 | | | | | | | | | | | | |
| 183 | A | Oral Roberts | 76 72 | 32 | N | Indiana | 60 68 | | | | | | | | | | | | |
| 332 | H | Purdue Fort Wayne | 69 51 | 111 | N | Loyola Marymount | 67 40 | | | | | | | | | | | | |
| 28 | H | South Dakota St. | 105 98 | 181 | N | Grambling | 67 53 | | | | | | | | | | | | |

Non-Div I Games: Bellevue 79 40 St. Mary (NE) 112 52

South Dakota

Loss, Non-Conf, S Site, H Home A Away N Neutral

| | | | | | | | | | | |
|-------------------|----------|-----------|----------------|------------|-------------|---------------|------|------|-------|-----------|
| Average RPI Win: | 178 | WON-LOST | WINNING | LAST 10 | STRENGTH OF | OPP. STRENGTH | TEAM | ADJ. | CONF. | ADJ CONF. |
| Average RPI Loss: | 20 | RECORD | PCT. RANK | GAMES | SCHEDULE | OF SCHEDULE | RPI | RPI | RPI | RPI |
| DIV. I ONLY | 17- 6 | 57 | 1- 0 | 44 | 92 | 28 | 28 | 18 | 18 | |
| DIV. I NON-CONF. | 8- 5 | 120 | 0- 0 | 7 | 8 | 16 | 16 | 19 | 19 | |
| TOTALS | RPI 1-25 | RPI 26-50 | W-L RECORDS | RPI 51-100 | RPI 101-150 | RPI 150+ | | | | |
| 17- 6 | 2- 4 | 0- 2 | OVERALL | 2- 0 | 3- 0 | 10- 0 | | | | |
| 9- 1 | 1- 1 | 0- 0 | HOME | 2- 0 | 1- 0 | 5- 0 | | | | |
| 8- 3 | 1- 1 | 0- 2 | AWAY | 0- 0 | 2- 0 | 5- 0 | | | | |
| 0- 2 | 0- 2 | 0- 0 | NEUTRAL | 0- 0 | 0- 0 | 0- 0 | | | | |
| 8- 5 | 2- 4 | 0- 1 | NON-CONFERENCE | 2- 0 | 3- 0 | 1- 0 | | | | |
| 5- 1 | 1- 1 | 0- 0 | HOME | 2- 0 | 1- 0 | 1- 0 | | | | |
| 3- 2 | 1- 1 | 0- 1 | AWAY | 0- 0 | 2- 0 | 0- 0 | | | | |
| 0- 2 | 0- 2 | 0- 0 | NEUTRAL | 0- 0 | 0- 0 | 0- 0 | | | | |
| 9- 1 | 0- 0 | 0- 1 | CONFERENCE | 0- 0 | 0- 0 | 9- 0 | | | | |
| 4- 0 | 0- 0 | 0- 0 | HOME | 0- 0 | 0- 0 | 4- 0 | | | | |
| 5- 1 | 0- 0 | 0- 1 | AWAY | 0- 0 | 0- 0 | 5- 0 | | | | |
| 0- 0 | 0- 0 | 0- 0 | NEUTRAL | 0- 0 | 0- 0 | 0- 0 | | | | |

| RPI 1-25 | | | | RPI 26-50 | | | | Team's RPI: 28 | | | | RPI 51-100 | | | | RPI 101+ | | | |
|---------------------------|---|------------------|-------|-----------|---|-------------------|--------|----------------|---|-----------|-------|------------|---|-------------------|-------|----------|---|----------|-------|
| RPI | S | Opponent | Score | RPI | S | Opponent | Score | RPI | S | Opponent | Score | RPI | S | Opponent | Score | RPI | S | Opponent | Score |
| 2 | N | Baylor | 66 72 | 36 | A | South Dakota | 98 105 | 69 | H | Green Bay | 77 47 | 105 | H | Creighton | 74 48 | | | | |
| 4 | H | Oregon | 79 87 | 46 | A | Wyoming | 70 77 | 87 | H | FGCU | 80 62 | 130 | A | Chattanooga | 71 54 | | | | |
| 7 | A | Marquette | 52 91 | | | | | | | | | 132 | A | Montana St. | 88 67 | | | | |
| 19 | H | Drake | 80 71 | | | | | | | | | 168 | A | Denver | 83 67 | | | | |
| 21 | A | Central Mich. | 80 71 | | | | | | | | | 168 | H | Denver | 76 59 | | | | |
| 25 | N | Buffalo | 55 61 | | | | | | | | | 183 | A | Oral Roberts | 74 65 | | | | |
| | | | | | | | | | | | | 183 | H | Oral Roberts | 68 55 | | | | |
| | | | | | | | | | | | | 222 | A | North Dakota | 66 48 | | | | |
| | | | | | | | | | | | | 237 | A | Western Ill. | 93 84 | | | | |
| | | | | | | | | | | | | 309 | H | North Dakota St. | 86 33 | | | | |
| | | | | | | | | | | | | 320 | H | Omaha | 81 47 | | | | |
| | | | | | | | | | | | | 332 | A | Purdue Fort Wayne | 85 52 | | | | |
| | | | | | | | | | | | | 349 | H | Savannah St. | 97 49 | | | | |
| LAST 12 Division I GAMES: | | | | | | | | | | | | | | | | | | | |
| 168 | A | Denver | 83 67 | 183 | A | Oral Roberts | 74 65 | | | | | | | | | | | | |
| 320 | H | Omaha | 81 47 | 36 | A | South Dakota | 98 105 | | | | | | | | | | | | |
| 309 | H | North Dakota St. | 86 33 | 332 | A | Purdue Fort Wayne | 85 52 | | | | | | | | | | | | |
| 222 | A | North Dakota | 66 48 | 237 | A | Western Ill. | 93 84 | | | | | | | | | | | | |
| 183 | H | Oral Roberts | 68 55 | 46 | A | Wyoming | 70 77 | | | | | | | | | | | | |
| 168 | H | Denver | 76 59 | 132 | A | Montana St. | 88 67 | | | | | | | | | | | | |

Non-Div I Games:

South Dakota St.

■ Loss,
 ■ Non-Conf, S Site,
 ■ Home
 ■ Away
 N Neutral

| Average RPI Win: | 189 | WON-LOST | WINNING | LAST 10 | STRENGTH OF | OPP. STRENGTH | TEAM | ADJ. | CONF. | ADJ CONF. |
|-------------------|----------|-----------|----------------|------------|-------------|---------------|------|------|-------|-----------|
| Average RPI Loss: | 79 | RECORD | PCT. RANK | GAMES | SCHEDULE | OF SCHEDULE | RPI | RPI | RPI | RPI |
| DIV. I ONLY | 11- 11 | 160 | 0- 1 | 118 | 50 | 151 | 151 | 9 | 9 | |
| DIV. I NON-CONF. | 9- 5 | 105 | 0- 0 | 236 | 19 | 152 | 152 | 9 | 9 | |
| TOTALS | RPI 1-25 | RPI 26-50 | W-L RECORDS | RPI 51-100 | RPI 101-150 | RPI 150+ | | | | |
| 11- 11 | 0- 4 | 1- 1 | OVERALL | 0- 2 | 3- 2 | 7- 2 | | | | |
| 8- 3 | 0- 1 | 0- 0 | HOME | 0- 1 | 2- 0 | 6- 1 | | | | |
| 2- 4 | 0- 2 | 0- 0 | AWAY | 0- 1 | 1- 0 | 1- 1 | | | | |
| 1- 4 | 0- 1 | 1- 1 | NEUTRAL | 0- 0 | 0- 2 | 0- 0 | | | | |
| 9- 5 | 0- 1 | 1- 1 | NON-CONFERENCE | 0- 1 | 2- 2 | 6- 0 | | | | |
| 7- 0 | 0- 0 | 0- 0 | HOME | 0- 0 | 1- 0 | 6- 0 | | | | |
| 1- 1 | 0- 0 | 0- 0 | AWAY | 0- 1 | 1- 0 | 0- 0 | | | | |
| 1- 4 | 0- 1 | 1- 1 | NEUTRAL | 0- 0 | 0- 2 | 0- 0 | | | | |
| 2- 6 | 0- 3 | 0- 0 | CONFERENCE | 0- 1 | 1- 0 | 1- 2 | | | | |
| 1- 3 | 0- 1 | 0- 0 | HOME | 0- 1 | 1- 0 | 0- 1 | | | | |
| 1- 3 | 0- 2 | 0- 0 | AWAY | 0- 0 | 0- 0 | 1- 1 | | | | |
| 0- 0 | 0- 0 | 0- 0 | NEUTRAL | 0- 0 | 0- 0 | 0- 0 | | | | |

| RPI 1-25 | | | | RPI 26-50 | | | | RPI 51-100 | | | | RPI 101+ | | | | Team's RPI: 151 | |
|---------------------------|---|----------------|-------|-----------|---|-----------|--------|------------|---|------------|-------|----------|---|-------------------|--------|-----------------|--|
| RPI | S | Opponent | Score | RPI | S | Opponent | Score | RPI | S | Opponent | Score | RPI | S | Opponent | Score | | |
| 6 | A | UConn | 46 63 | 33 | N | Kentucky | 63 85 | 64 | A | LSU | 49 78 | 104 | N | Virginia | 67 74 | | |
| 14 | A | UCF | 63 66 | 49 | N | UCLA | 60 56 | 89 | H | Cincinnati | 56 57 | 105 | N | Creighton | 76 83 | | |
| 14 | H | UCF | 49 62 | | | | | | | | | 109 | A | Ohio St. | 71 47 | | |
| 22 | N | North Carolina | 69 71 | | | | | | | | | 124 | H | Tulane | 73 46 | | |
| | | | | | | | | | | | | 145 | H | Oklahoma | 87 70 | | |
| | | | | | | | | | | | | 181 | H | Grambling | 67 50 | | |
| | | | | | | | | | | | | 186 | A | Temple | 63 53 | | |
| | | | | | | | | | | | | 188 | H | George Washington | 63 30 | | |
| | | | | | | | | | | | | 204 | A | SMU | 44 46 | | |
| | | | | | | | | | | | | 214 | H | Memphis | 40 47 | | |
| | | | | | | | | | | | | 236 | H | Albany (NY) | 74 37 | | |
| | | | | | | | | | | | | 258 | H | Bethune-Cookman | 88 39 | | |
| | | | | | | | | | | | | 273 | H | Vermont | 102 55 | | |
| | | | | | | | | | | | | 328 | H | New Hampshire | 79 36 | | |
| LAST 12 Division I GAMES: | | | | | | | | | | | | | | | | | |
| 89 | H | Cincinnati | 56 57 | 14 | A | UCF | 63 66 | | | | | | | | | | |
| 204 | A | SMU | 44 46 | 186 | A | Temple | 63 53 | | | | | | | | | | |
| 214 | H | Memphis | 40 47 | 64 | A | LSU | 49 78 | | | | | | | | | | |
| 124 | H | Tulane | 73 46 | 104 | N | Virginia | 67 74 | | | | | | | | | | |
| 6 | A | UConn | 46 63 | 105 | N | Creighton | 76 83 | | | | | | | | | | |
| 14 | H | UCF | 49 62 | 273 | H | Vermont | 102 55 | | | | | | | | | | |

Non-Div I Games:

South Fla.

■ Loss,
■ Non-Conf,
■ S Site,
■ Home
■ A Away
N Neutral

| | | | | | | | | | | |
|-------------------|----------|-----------|----------------|------------|-------------|---------------|------|------|-------|-----------|
| Average RPI Win: | 279 | WON-LOST | WINNING | LAST 10 | STRENGTH OF | OPP. STRENGTH | TEAM | ADJ. | CONF. | ADJ CONF. |
| Average RPI Loss: | 160 | RECORD | PCT. RANK | GAMES | SCHEDULE | OF SCHEDULE | RPI | RPI | RPI | RPI |
| DIV. I ONLY | 8- 11 | 220 | 0- 1 | 224 | 287 | 213 | 213 | 22 | 22 | |
| DIV. I NON-CONF. | 3- 6 | 241 | 0- 0 | 150 | 302 | 208 | 208 | 20 | 20 | |
| TOTALS | RPI 1-25 | RPI 26-50 | W-L RECORDS | RPI 51-100 | RPI 101-150 | RPI 150+ | | | | |
| 8- 11 | 0- 1 | 0- 0 | OVERALL | 0- 1 | 0- 2 | 8- 7 | | | | |
| 4- 3 | 0- 0 | 0- 0 | HOME | 0- 0 | 0- 1 | 4- 2 | | | | |
| 4- 7 | 0- 1 | 0- 0 | AWAY | 0- 1 | 0- 1 | 4- 4 | | | | |
| 0- 1 | 0- 0 | 0- 0 | NEUTRAL | 0- 0 | 0- 0 | 0- 1 | | | | |
| 3- 6 | 0- 1 | 0- 0 | NON-CONFERENCE | 0- 0 | 0- 0 | 3- 5 | | | | |
| 1- 1 | 0- 0 | 0- 0 | HOME | 0- 0 | 0- 0 | 1- 1 | | | | |
| 2- 4 | 0- 1 | 0- 0 | AWAY | 0- 0 | 0- 0 | 2- 3 | | | | |
| 0- 1 | 0- 0 | 0- 0 | NEUTRAL | 0- 0 | 0- 0 | 0- 1 | | | | |
| 5- 5 | 0- 0 | 0- 0 | CONFERENCE | 0- 1 | 0- 2 | 5- 2 | | | | |
| 3- 2 | 0- 0 | 0- 0 | HOME | 0- 0 | 0- 1 | 3- 1 | | | | |
| 2- 3 | 0- 0 | 0- 0 | AWAY | 0- 1 | 0- 1 | 2- 1 | | | | |
| 0- 0 | 0- 0 | 0- 0 | NEUTRAL | 0- 0 | 0- 0 | 0- 0 | | | | |

| RPI 1-25 | | | RPI 26-50 | | | RPI 51-100 | | | RPI 101+ | | | Team's RPI: 213 |
|---------------------------|---|-----------------|-----------|-----|---|---------------|-------|-----|----------|---------------|-------|-----------------|
| RPI | S | Opponent | Score | RPI | S | Opponent | Score | RPI | S | Opponent | Score | |
| 8 | A | Mississippi St. | 53 88 | | | | | 63 | A | Belmont | 57 91 | |
| | | | | | | | | 117 | A | Morehead St. | 54 82 | |
| | | | | | | | | 134 | H | UT Martin | 73 80 | |
| | | | | | | | | 154 | A | Southern Ill. | 40 60 | |
| | | | | | | | | 156 | A | Bradley | 79 85 | |
| | | | | | | | | 160 | N | North Ala. | 67 80 | |
| | | | | | | | | 172 | H | Indiana St. | 51 62 | |
| | | | | | | | | 214 | A | Memphis | 57 69 | |
| | | | | | | | | 234 | A | SIUE | 62 52 | |
| | | | | | | | | 234 | H | SIUE | 63 58 | |
| | | | | | | | | 237 | H | Western Ill. | 81 71 | |
| | | | | | | | | 278 | H | Eastern Ill. | 72 57 | |
| | | | | | | | | 284 | H | Austin Peay | 64 54 | |
| | | | | | | | | 289 | H | Murray St. | 59 64 | |
| | | | | | | | | 290 | A | Tennessee St. | 59 62 | |
| | | | | | | | | 308 | A | NJIT | 68 58 | |
| | | | | | | | | 323 | A | Eastern Ky. | 52 42 | |
| | | | | | | | | 337 | A | Evansville | 54 50 | |
| LAST 12 Division I GAMES: | | | | | | | | | | | | |
| 63 | A | Belmont | 57 91 | 290 | A | Tennessee St. | 59 62 | | | | | |
| 278 | H | Eastern Ill. | 72 57 | 284 | H | Austin Peay | 64 54 | | | | | |
| 234 | H | SIUE | 63 58 | 134 | H | UT Martin | 73 80 | | | | | |
| 323 | A | Eastern Ky. | 52 42 | 234 | A | SIUE | 62 52 | | | | | |
| 117 | A | Morehead St. | 54 82 | 214 | A | Memphis | 57 69 | | | | | |
| 289 | H | Murray St. | 59 64 | 337 | A | Evansville | 54 50 | | | | | |

Non-Div I Games: Ill.-Springfield 82 46 Harris-Stowe 80 65

Southeast Mo. St.

Loss, Non-Conf, S Site, H Home A Away N Neutral

| | | | | | | | | | | |
|-------------------|----------|-----------|----------------|------------|-------------|---------------|------|------|-------|-----------|
| Average RPI Win: | 280 | WON-LOST | WINNING | LAST 10 | STRENGTH OF | OPP. STRENGTH | TEAM | ADJ. | CONF. | ADJ CONF. |
| Average RPI Loss: | 182 | RECORD | PCT. RANK | GAMES | SCHEDULE | OF SCHEDULE | RPI | RPI | RPI | RPI |
| DIV. I ONLY | 7- 11 | 238 | 0- 1 | 309 | 296 | 276 | 276 | 27 | 27 | |
| DIV. I NON-CONF. | 4- 5 | 190 | 0- 0 | 307 | 277 | 230 | 230 | 23 | 23 | |
| TOTALS | RPI 1-25 | RPI 26-50 | W-L RECORDS | RPI 51-100 | RPI 101-150 | RPI 150+ | | | | |
| 7- 11 | 0- 0 | 0- 0 | OVERALL | 0- 3 | 0- 1 | 7- 7 | | | | |
| 4- 3 | 0- 0 | 0- 0 | HOME | 0- 1 | 0- 0 | 4- 2 | | | | |
| 3- 8 | 0- 0 | 0- 0 | AWAY | 0- 2 | 0- 1 | 3- 5 | | | | |
| 0- 0 | 0- 0 | 0- 0 | NEUTRAL | 0- 0 | 0- 0 | 0- 0 | | | | |
| 4- 5 | 0- 0 | 0- 0 | NON-CONFERENCE | 0- 1 | 0- 1 | 4- 3 | | | | |
| 1- 1 | 0- 0 | 0- 0 | HOME | 0- 0 | 0- 0 | 1- 1 | | | | |
| 3- 4 | 0- 0 | 0- 0 | AWAY | 0- 1 | 0- 1 | 3- 2 | | | | |
| 0- 0 | 0- 0 | 0- 0 | NEUTRAL | 0- 0 | 0- 0 | 0- 0 | | | | |
| 3- 6 | 0- 0 | 0- 0 | CONFERENCE | 0- 2 | 0- 0 | 3- 4 | | | | |
| 3- 2 | 0- 0 | 0- 0 | HOME | 0- 1 | 0- 0 | 3- 1 | | | | |
| 0- 4 | 0- 0 | 0- 0 | AWAY | 0- 1 | 0- 0 | 0- 3 | | | | |
| 0- 0 | 0- 0 | 0- 0 | NEUTRAL | 0- 0 | 0- 0 | 0- 0 | | | | |

| RPI 1-25 | | | | RPI 26-50 | | | | RPI 51-100 | | | | RPI 101+ | | | | Team's RPI: 276 | |
|---------------------------|---|----------|-------|-----------|---|-------------------|-------|------------|---|------------------|-------|----------|-----|----------|-------------------|-----------------|----|
| RPI | S | Opponent | Score | RPI | S | Opponent | Score | RPI | S | Opponent | Score | RPI | S | Opponent | Score | | |
| | | | | | | | | 64 | A | LSU | 52 | 72 | 112 | A | Alabama | 40 | 88 |
| | | | | | | | | 65 | H | SFA | 51 | 62 | 157 | A | Louisiana Tech | 53 | 72 |
| | | | | | | | | 71 | A | Lamar University | 54 | 94 | 163 | H | Abilene Christian | 74 | 71 |
| | | | | | | | | | | | | | 185 | H | Southern Miss. | 52 | 59 |
| | | | | | | | | | | | | | 192 | H | Nicholls St. | 66 | 73 |
| | | | | | | | | | | | | | 204 | A | SMU | 63 | 62 |
| | | | | | | | | | | | | | 207 | A | Sam Houston St. | 63 | 94 |
| | | | | | | | | | | | | | 293 | H | Central Ark. | 62 | 53 |
| | | | | | | | | | | | | | 300 | A | Alabama A&M | 48 | 51 |
| | | | | | | | | | | | | | 303 | A | Jackson St. | 50 | 45 |
| | | | | | | | | | | | | | 310 | H | La.-Monroe | 49 | 42 |
| | | | | | | | | | | | | | 312 | A | McNeese | 56 | 62 |
| | | | | | | | | | | | | | 336 | A | Northwestern St. | 47 | 58 |
| | | | | | | | | | | | | | 339 | H | Houston Baptist | 73 | 65 |
| | | | | | | | | | | | | | 350 | A | Alcorn | 77 | 59 |
| LAST 12 Division I GAMES: | | | | | | | | | | | | | | | | | |
| | | | | 207 | A | Sam Houston St. | 63 | 94 | | | | | 192 | H | Nicholls St. | 66 | 73 |
| | | | | 336 | A | Northwestern St. | 47 | 58 | | | | | 293 | H | Central Ark. | 62 | 53 |
| | | | | 339 | H | Houston Baptist | 73 | 65 | | | | | 65 | H | SFA | 51 | 62 |
| | | | | 312 | A | McNeese | 56 | 62 | | | | | 64 | A | LSU | 52 | 72 |
| | | | | 71 | A | Lamar University | 54 | 94 | | | | | 185 | H | Southern Miss. | 52 | 59 |
| | | | | 163 | H | Abilene Christian | 74 | 71 | | | | | 310 | H | La.-Monroe | 49 | 42 |

Non-Div I Games: Mobile 70 57 Xavier (LA) 47 59

Southeastern La.

| | | | | | | | | | | |
|-------------------|----------|-----------|----------------|------------|-------------|---------------|------|------|-------|-----------|
| Average RPI Win: | 172 | WON-LOST | WINNING | LAST 10 | STRENGTH OF | OPP. STRENGTH | TEAM | ADJ. | CONF. | ADJ CONF. |
| Average RPI Loss: | 28 | RECORD | PCT. RANK | GAMES | SCHEDULE | OF SCHEDULE | RPI | RPI | RPI | RPI |
| DIV. I ONLY | 13- 8 | 106 | 1- 0 | 59 | 33 | 53 | 53 | 2 | 2 | |
| DIV. I NON-CONF. | 10- 1 | 17 | 0- 0 | 171 | 184 | 28 | 28 | 2 | 2 | |
| TOTALS | RPI 1-25 | RPI 26-50 | W-L RECORDS | RPI 51-100 | RPI 101-150 | RPI 150+ | | | | |
| 13- 8 | 0- 4 | 1- 3 | OVERALL | 0- 1 | 5- 0 | 7- 0 | | | | |
| 7- 3 | 0- 1 | 0- 2 | HOME | 0- 0 | 4- 0 | 3- 0 | | | | |
| 5- 5 | 0- 3 | 1- 1 | AWAY | 0- 1 | 1- 0 | 3- 0 | | | | |
| 1- 0 | 0- 0 | 0- 0 | NEUTRAL | 0- 0 | 0- 0 | 1- 0 | | | | |
| 10- 1 | 0- 1 | 0- 0 | NON-CONFERENCE | 0- 0 | 3- 0 | 7- 0 | | | | |
| 5- 0 | 0- 0 | 0- 0 | HOME | 0- 0 | 2- 0 | 3- 0 | | | | |
| 4- 1 | 0- 1 | 0- 0 | AWAY | 0- 0 | 1- 0 | 3- 0 | | | | |
| 1- 0 | 0- 0 | 0- 0 | NEUTRAL | 0- 0 | 0- 0 | 1- 0 | | | | |
| 3- 7 | 0- 3 | 1- 3 | CONFERENCE | 0- 1 | 2- 0 | 0- 0 | | | | |
| 2- 3 | 0- 1 | 0- 2 | HOME | 0- 0 | 2- 0 | 0- 0 | | | | |
| 1- 4 | 0- 2 | 1- 1 | AWAY | 0- 1 | 0- 0 | 0- 0 | | | | |
| 0- 0 | 0- 0 | 0- 0 | NEUTRAL | 0- 0 | 0- 0 | 0- 0 | | | | |

| RPI 1-25 | | | | RPI 26-50 | | | | RPI 51-100 | | | | Team's RPI: 53 | | | | RPI 101+ | | | |
|----------|---|-------------|-------|-----------|---|------------|-------|------------|---|----------|-------|----------------|--|--|--|----------|---|----------------|-------|
| RPI | S | Opponent | Score | RPI | S | Opponent | Score | RPI | S | Opponent | Score | | | | | RPI | S | Opponent | Score |
| 4 | H | Oregon | 53 93 | 26 | A | California | 59 66 | 72 | A | Arizona | 68 71 | | | | | 113 | A | UT Arlington | 73 61 |
| 5 | A | Stanford | 64 72 | 31 | H | Oregon St. | 52 76 | | | | | | | | | 123 | H | Washington St. | 81 73 |
| 17 | A | Arizona St. | 59 68 | 49 | A | UCLA | 72 67 | | | | | | | | | 128 | H | Fresno St. | 62 61 |
| 20 | A | Texas A&M | 51 71 | 49 | H | UCLA | 65 72 | | | | | | | | | 136 | H | Washington | 82 57 |
| | | | | | | | | | | | | | | | | | | | |
| | | | | | | | | | | | | | | | | | | | |
| | | | | | | | | | | | | | | | | | | | |
| | | | | | | | | | | | | | | | | | | | |
| | | | | | | | | | | | | | | | | | | | |
| | | | | | | | | | | | | | | | | | | | |
| | | | | | | | | | | | | | | | | | | | |
| | | | | | | | | | | | | | | | | | | | |
| | | | | | | | | | | | | | | | | | | | |
| | | | | | | | | | | | | | | | | | | | |
| | | | | | | | | | | | | | | | | | | | |
| | | | | | | | | | | | | | | | | | | | |
| | | | | | | | | | | | | | | | | | | | |
| | | | | | | | | | | | | | | | | | | | |
| | | | | | | | | | | | | | | | | | | | |
| | | | | | | | | | | | | | | | | | | | |
| | | | | | | | | | | | | | | | | | | | |
| | | | | | | | | | | | | | | | | | | | |
| | | | | | | | | | | | | | | | | | | | |
| | | | | | | | | | | | | | | | | | | | |
| | | | | | | | | | | | | | | | | | | | |
| | | | | | | | | | | | | | | | | | | | |
| | | | | | | | | | | | | | | | | | | | |
| | | | | | | | | | | | | | | | | | | | |
| | | | | | | | | | | | | | | | | | | | |
| | | | | | | | | | | | | | | | | | | | |
| | | | | | | | | | | | | | | | | | | | |
| | | | | | | | | | | | | | | | | | | | |
| | | | | | | | | | | | | | | | | | | | |
| | | | | | | | | | | | | | | | | | | | |
| | | | | | | | | | | | | | | | | | | | |
| | | | | | | | | | | | | | | | | | | | |
| | | | | | | | | | | | | | | | | | | | |
| | | | | | | | | | | | | | | | | | | | |
| | | | | | | | | | | | | | | | | | | | |
| | | | | | | | | | | | | | | | | | | | |
| | | | | | | | | | | | | | | | | | | | |
| | | | | | | | | | | | | | | | | | | | |
| | | | | | | | | | | | | | | | | | | | |
| | | | | | | | | | | | | | | | | | | | |
| | | | | | | | | | | | | | | | | | | | |
| | | | | | | | | | | | | | | | | | | | |
| | | | | | | | | | | | | | | | | | | | |
| | | | | | | | | | | | | | | | | | | | |
| | | | | | | | | | | | | | | | | | | | |
| | | | | | | | | | | | | | | | | | | | |
| | | | | | | | | | | | | | | | | | | | |
| | | | | | | | | | | | | | | | | | | | |
| | | | | | | | | | | | | | | | | | | | |
| | | | | | | | | | | | | | | | | | | | |
| | | | | | | | | | | | | | | | | | | | |
| | | | | | | | | | | | | | | | | | | | |
| | | | | | | | | | | | | | | | | | | | |
| | | | | | | | | | | | | | | | | | | | |
| | | | | | | | | | | | | | | | | | | | |
| | | | | | | | | | | | | | | | | | | | |
| | | | | | | | | | | | | | | | | | | | |
| | | | | | | | | | | | | | | | | | | | |
| | | | | | | | | | | | | | | | | | | | |
| | | | | | | | | | | | | | | | | | | | |
| | | | | | | | | | | | | | | | | | | | |
| | | | | | | | | | | | | | | | | | | | |
| | | | | | | | | | | | | | | | | | | | |
| | | | | | | | | | | | | | | | | | | | |
| | | | | | | | | | | | | | | | | | | | |
| | | | | | | | | | | | | | | | | | | | |
| | | | | | | | | | | | | | | | | | | | |
| | | | | | | | | | | | | | | | | | | | |
| | | | | | | | | | | | | | | | | | | | |
| | | | | | | | | | | | | | | | | | | | |
| | | | | | | | | | | | | | | | | | | | |
| | | | | | | | | | | | | | | | | | | | |
| | | | | | | | | | | | | | | | | | | | |
| | | | | | | | | | | | | | | | | | | | |
| | | | | | | | | | | | | | | | | | | | |
| | | | | | | | | | | | | | | | | | | | |
| | | | | | | | | | | | | | | | | | | | |
| | | | | | | | | | | | | | | | | | | | |
| | | | | | | | | | | | | | | | | | | | |
| | | | | | | | | | | | | | | | | | | | |
| | | | | | | | | | | | | | | | | | | | |
| | | | | | | | | | | | | | | | | | | | |
| | | | | | | | | | | | | | | | | | | | |
| | | | | | | | | | | | | | | | | | | | |
| | | | | | | | | | | | | | | | | | | | |
| | | | | | | | | | | | | | | | | | | | |
| | | | | | | | | | | | | | | | | | | | |
| | | | | | | | | | | | | | | | | | | | |
| | | | | | | | | | | | | | | | | | | | |
| | | | | | | | | | | | | | | | | | | | |
| | | | | | | | | | | | | | | | | | | | |
| | | | | | | | | | | | | | | | | | | | |
| | | | | | | | | | | | | | | | | | | | |
| | | | | | | | | | | | | | | | | | | | |
| | | | | | | | | | | | | | | | | | | | |
| | | | | | | | | | | | | | | | | | | | |
| | | | | | | | | | | | | | | | | | | | |
| | | | | | | | | | | | | | | | | | | | |
| | | | | | | | | | | | | | | | | | | | |

Non-Div I Games:

Southern California

■ Loss,
 ■ Non-Conf,
 ■ S Site,
 ■ H Home
 ■ A Away
 N Neutral

| | | | | | | | | | | |
|-------------------|----------|-----------|----------------|------------|-------------|---------------|------|------|-------|-----------|
| Average RPI Win: | 219 | WON-LOST | WINNING | LAST 10 | STRENGTH OF | OPP. STRENGTH | TEAM | ADJ. | CONF. | ADJ CONF. |
| Average RPI Loss: | 115 | RECORD | PCT. RANK | GAMES | SCHEDULE | OF SCHEDULE | RPI | RPI | RPI | RPI |
| DIV. I ONLY | 10- 10 | 160 | 0- 1 | 117 | 194 | 154 | 154 | 12 | 12 | |
| DIV. I NON-CONF. | 7- 4 | 109 | 0- 0 | 111 | 211 | 85 | 85 | 14 | 14 | |
| TOTALS | RPI 1-25 | RPI 26-50 | W-L RECORDS | RPI 51-100 | RPI 101-150 | RPI 150+ | | | | |
| 10- 10 | 0- 2 | 0- 0 | OVERALL | 2- 2 | 1- 2 | 7- 4 | | | | |
| 8- 1 | 0- 0 | 0- 0 | HOME | 1- 0 | 1- 0 | 6- 1 | | | | |
| 1- 8 | 0- 1 | 0- 0 | AWAY | 0- 2 | 0- 2 | 1- 3 | | | | |
| 1- 1 | 0- 1 | 0- 0 | NEUTRAL | 1- 0 | 0- 0 | 0- 0 | | | | |
| 7- 4 | 0- 1 | 0- 0 | NON-CONFERENCE | 2- 0 | 1- 2 | 4- 1 | | | | |
| 5- 0 | 0- 0 | 0- 0 | HOME | 1- 0 | 1- 0 | 3- 0 | | | | |
| 1- 3 | 0- 0 | 0- 0 | AWAY | 0- 0 | 0- 2 | 1- 1 | | | | |
| 1- 1 | 0- 1 | 0- 0 | NEUTRAL | 1- 0 | 0- 0 | 0- 0 | | | | |
| 3- 6 | 0- 1 | 0- 0 | CONFERENCE | 0- 2 | 0- 0 | 3- 3 | | | | |
| 3- 1 | 0- 0 | 0- 0 | HOME | 0- 0 | 0- 0 | 3- 1 | | | | |
| 0- 5 | 0- 1 | 0- 0 | AWAY | 0- 2 | 0- 0 | 0- 2 | | | | |
| 0- 0 | 0- 0 | 0- 0 | NEUTRAL | 0- 0 | 0- 0 | 0- 0 | | | | |

| RPI 1-25 | | | | RPI 26-50 | | | | RPI 51-100 | | | | RPI 101+ Team's RPI: 154 | | | |
|---------------------------|---|-------------|-------|-----------|---|----------------|-------|------------|---|---------------|-------|--------------------------|---|-------------------|-------|
| RPI | S | Opponent | Score | RPI | S | Opponent | Score | RPI | S | Opponent | Score | RPI | S | Opponent | Score |
| 17 | N | Arizona St. | 38 82 | | | | | 66 | A | Missouri St. | 51 66 | 116 | A | Western Ky. | 76 83 |
| 19 | A | Drake | 66 94 | | | | | 94 | A | UNI | 53 65 | 134 | A | UT Martin | 94 95 |
| | | | | | | | | 97 | N | Hartford | 72 50 | 135 | H | IUPUI | 78 73 |
| | | | | | | | | 98 | H | Northern Ill. | 82 73 | 156 | A | Bradley | 53 58 |
| | | | | | | | | | | | | 172 | H | Indiana St. | 58 61 |
| | | | | | | | | | | | | 184 | A | Illinois St. | 52 60 |
| | | | | | | | | | | | | 196 | A | Saint Louis | 58 62 |
| | | | | | | | | | | | | 213 | H | Southeast Mo. St. | 60 40 |
| | | | | | | | | | | | | 227 | H | Loyola Chicago | 74 63 |
| | | | | | | | | | | | | 229 | H | Marshall | 58 49 |
| | | | | | | | | | | | | 278 | H | Eastern Ill. | 73 59 |
| | | | | | | | | | | | | 289 | A | Murray St. | 65 59 |
| | | | | | | | | | | | | 291 | H | Valparaiso | 87 65 |
| | | | | | | | | | | | | 337 | H | Evansville | 67 47 |
| LAST 12 Division I GAMES: | | | | | | | | | | | | | | | |
| | | | | 94 | A | UNI | 53 65 | | | | | 19 | A | Drake | 66 94 |
| | | | | 227 | H | Loyola Chicago | 74 63 | | | | | 172 | H | Indiana St. | 58 61 |
| | | | | 291 | H | Valparaiso | 87 65 | | | | | 337 | H | Evansville | 67 47 |
| | | | | 156 | A | Bradley | 53 58 | | | | | 135 | H | IUPUI | 78 73 |
| | | | | 184 | A | Illinois St. | 52 60 | | | | | 289 | A | Murray St. | 65 59 |
| | | | | 66 | A | Missouri St. | 51 66 | | | | | 278 | H | Eastern Ill. | 73 59 |

Non-Div I Games:

Southern Ill.

■ Loss,
 ■ Non-Conf,
 ■ S Site,
 ■ H Home
 ■ A Away
 N Neutral

| Average RPI Win: | 257 | WON-LOST | WINNING | LAST 10 | STRENGTH OF | OPP. STRENGTH | TEAM | ADJ. | CONF. | ADJ CONF. |
|-------------------|----------|-----------|----------------|------------|-------------|---------------|------|------|-------|-----------|
| Average RPI Loss: | 102 | RECORD | PCT. RANK | GAMES | SCHEDULE | OF SCHEDULE | RPI | RPI | RPI | RPI |
| DIV. I ONLY | 11- 10 | 155 | 1- 0 | 155 | 243 | 185 | 185 | 14 | 14 | |
| DIV. I NON-CONF. | 6- 5 | 143 | 0- 0 | 260 | 310 | 238 | 238 | 18 | 18 | |
| TOTALS | RPI 1-25 | RPI 26-50 | W-L RECORDS | RPI 51-100 | RPI 101-150 | RPI 150+ | | | | |
| 11- 10 | 0- 1 | 0- 1 | OVERALL | 0- 3 | 1- 3 | 10- 2 | | | | |
| 8- 6 | 0- 1 | 0- 1 | HOME | 0- 2 | 0- 0 | 8- 2 | | | | |
| 3- 4 | 0- 0 | 0- 0 | AWAY | 0- 1 | 1- 3 | 2- 0 | | | | |
| 0- 0 | 0- 0 | 0- 0 | NEUTRAL | 0- 0 | 0- 0 | 0- 0 | | | | |
| 6- 5 | 0- 1 | 0- 0 | NON-CONFERENCE | 0- 1 | 0- 2 | 6- 1 | | | | |
| 5- 3 | 0- 1 | 0- 0 | HOME | 0- 1 | 0- 0 | 5- 1 | | | | |
| 1- 2 | 0- 0 | 0- 0 | AWAY | 0- 0 | 0- 2 | 1- 0 | | | | |
| 0- 0 | 0- 0 | 0- 0 | NEUTRAL | 0- 0 | 0- 0 | 0- 0 | | | | |
| 5- 5 | 0- 0 | 0- 1 | CONFERENCE | 0- 2 | 1- 1 | 4- 1 | | | | |
| 3- 3 | 0- 0 | 0- 1 | HOME | 0- 1 | 0- 0 | 3- 1 | | | | |
| 2- 2 | 0- 0 | 0- 0 | AWAY | 0- 1 | 1- 1 | 1- 0 | | | | |
| 0- 0 | 0- 0 | 0- 0 | NEUTRAL | 0- 0 | 0- 0 | 0- 0 | | | | |

| RPI | S | Opponent | Score | RPI | S | Opponent | Score | RPI | S | Opponent | Score | RPI | S | Opponent | Score | Team's RPI: 185 |
|---------------------------|---|-----------------|-------|-----|---|------------------|-------|-----|---|--------------|-------|-----|---|------------------|-------|-----------------|
| 8 | H | Mississippi St. | 42 86 | 38 | H | Rice | 47 58 | 59 | A | Middle Tenn. | 49 66 | 107 | A | South Alabama | 68 77 | |
| | | | | | | | | 67 | H | Old Dominion | 50 53 | 116 | A | Western Ky. | 69 56 | |
| | | | | | | | | 96 | H | Houston | 44 61 | 124 | A | Tulane | 54 71 | |
| | | | | | | | | | | | | 141 | A | UAB | 60 71 | |
| | | | | | | | | | | | | 158 | H | Charlotte | 65 54 | |
| | | | | | | | | | | | | 177 | H | North Texas | 48 62 | |
| | | | | | | | | | | | | 181 | H | Grambling | 68 47 | |
| | | | | | | | | | | | | 207 | H | Sam Houston St. | 61 65 | |
| | | | | | | | | | | | | 229 | A | Marshall | 64 52 | |
| | | | | | | | | | | | | 259 | H | Samford | 76 40 | |
| | | | | | | | | | | | | 276 | A | Southeastern La. | 59 52 | |
| | | | | | | | | | | | | 288 | H | Fla. Atlantic | 67 45 | |
| | | | | | | | | | | | | 314 | H | FIU | 71 57 | |
| | | | | | | | | | | | | 321 | H | Mississippi Val. | 67 60 | |
| | | | | | | | | | | | | 336 | H | Northwestern St. | 69 54 | |
| | | | | | | | | | | | | 350 | H | Alcorn | 66 47 | |
| LAST 12 Division I GAMES: | | | | | | | | | | | | | | | | |
| 314 | H | FIU | 71 57 | 288 | H | Fla. Atlantic | 67 45 | 59 | A | Middle Tenn. | 49 66 | | | | | |
| 229 | A | Marshall | 64 52 | | | | | 177 | H | North Texas | 48 62 | | | | | |
| 116 | A | Western Ky. | 69 56 | 38 | H | Rice | 47 58 | 96 | H | Houston | 44 61 | | | | | |
| 67 | H | Old Dominion | 50 53 | 276 | A | Southeastern La. | 59 52 | | | | | | | | | |
| 158 | H | Charlotte | 65 54 | | | | | | | | | | | | | |
| 141 | A | UAB | 60 71 | | | | | | | | | | | | | |

Non-Div I Games: William Carey 74 48 Blue Mountain (MS) 84 38

Southern Miss.

| | | | | | | | | | | |
|-------------------|----------|-----------|----------------|------------|-------------|---------------|------|------|-------|-----------|
| Average RPI Win: | 292 | WON-LOST | WINNING | LAST 10 | STRENGTH OF | OPP. STRENGTH | TEAM | ADJ. | CONF. | ADJ CONF. |
| Average RPI Loss: | 92 | RECORD | PCT. RANK | GAMES | SCHEDULE | OF SCHEDULE | RPI | RPI | RPI | RPI |
| DIV. I ONLY | 7- 9 | 213 | 0- 0 | 188 | 201 | 176 | 176 | 29 | 29 | |
| DIV. I NON-CONF. | 0- 7 | 336 | 0- 0 | 2 | 7 | 170 | 170 | 27 | 27 | |
| TOTALS | RPI 1-25 | RPI 26-50 | W-L RECORDS | RPI 51-100 | RPI 101-150 | RPI 150+ | | | | |
| 7- 9 | 0- 2 | 0- 1 | OVERALL | 0- 2 | 0- 2 | 7- 2 | | | | |
| 3- 2 | 0- 0 | 0- 0 | HOME | 0- 0 | 0- 1 | 3- 1 | | | | |
| 4- 7 | 0- 2 | 0- 1 | AWAY | 0- 2 | 0- 1 | 4- 1 | | | | |
| 0- 0 | 0- 0 | 0- 0 | NEUTRAL | 0- 0 | 0- 0 | 0- 0 | | | | |
| 0- 7 | 0- 2 | 0- 1 | NON-CONFERENCE | 0- 2 | 0- 2 | 0- 0 | | | | |
| 0- 1 | 0- 0 | 0- 0 | HOME | 0- 0 | 0- 1 | 0- 0 | | | | |
| 0- 6 | 0- 2 | 0- 1 | AWAY | 0- 2 | 0- 1 | 0- 0 | | | | |
| 0- 0 | 0- 0 | 0- 0 | NEUTRAL | 0- 0 | 0- 0 | 0- 0 | | | | |
| 7- 2 | 0- 0 | 0- 0 | CONFERENCE | 0- 0 | 0- 0 | 7- 2 | | | | |
| 3- 1 | 0- 0 | 0- 0 | HOME | 0- 0 | 0- 0 | 3- 1 | | | | |
| 4- 1 | 0- 0 | 0- 0 | AWAY | 0- 0 | 0- 0 | 4- 1 | | | | |
| 0- 0 | 0- 0 | 0- 0 | NEUTRAL | 0- 0 | 0- 0 | 0- 0 | | | | |

| RPI 1-25 | | | | RPI 26-50 | | | | RPI 51-100 | | | | RPI 101+ Team's RPI: 176 | | | |
|---------------------------|---|------------------|-------|-----------|---|----------|-------|------------|---|----------------|-------|--------------------------|---|------------------|-------|
| RPI | S | Opponent | Score | RPI | S | Opponent | Score | RPI | S | Opponent | Score | RPI | S | Opponent | Score |
| 2 | A | Baylor | 49 94 | 33 | A | Kentucky | 41 91 | 51 | A | TCU | 40 69 | 107 | H | South Alabama | 49 53 |
| 17 | A | Arizona St. | 47 69 | | | | | 55 | A | Michigan | 35 76 | 143 | A | Texas Tech | 58 76 |
| | | | | | | | | | | | | 181 | A | Grambling | 86 81 |
| | | | | | | | | | | | | 198 | H | Prairie View | 54 55 |
| | | | | | | | | | | | | 218 | A | Alabama St. | 61 78 |
| | | | | | | | | | | | | 244 | H | Texas Southern | 63 61 |
| | | | | | | | | | | | | 300 | A | Alabama A&M | 54 50 |
| | | | | | | | | | | | | 303 | A | Jackson St. | 76 74 |
| | | | | | | | | | | | | 321 | H | Mississippi Val. | 74 67 |
| | | | | | | | | | | | | 344 | H | Ark.-Pine Bluff | 73 41 |
| | | | | | | | | | | | | 350 | A | Alcorn | 75 54 |
| LAST 12 Division I GAMES: | | | | | | | | | | | | | | | |
| 218 | A | Alabama St. | 61 78 | 350 | A | Alcorn | 75 54 | 244 | H | Texas Southern | 63 61 | 198 | H | Prairie View | 54 55 |
| 300 | A | Alabama A&M | 54 50 | 55 | A | Michigan | 35 76 | 143 | A | Texas Tech | 58 76 | 51 | A | TCU | 40 69 |
| 321 | H | Mississippi Val. | 74 67 | | | | | | | | | | | | |
| 344 | H | Ark.-Pine Bluff | 73 41 | | | | | | | | | | | | |
| 303 | A | Jackson St. | 76 74 | | | | | | | | | | | | |
| 181 | A | Grambling | 86 81 | | | | | | | | | | | | |

Non-Div I Games: Dillard 61 63 Wiley 89 58 Louisiana Col. 77 53 Millsaps 71 36 Southern U.

Southern Utah

Through Games Of Feb. 3, 2019

| | | | | | | | | | | |
|-------------------|----------|-----------|----------------|------------|-------------|---------------|------|------|-------|-----------|
| Average RPI Win: | 221 | WON-LOST | WINNING | LAST 10 | STRENGTH OF | OPP. STRENGTH | TEAM | ADJ. | CONF. | ADJ CONF. |
| Average RPI Loss: | 146 | RECORD | PCT. RANK | GAMES | SCHEDULE | OF SCHEDULE | RPI | RPI | RPI | RPI |
| DIV. I ONLY | 6- 14 | 273 | 0- 1 | 140 | 225 | 257 | 257 | 16 | 16 | |
| DIV. I NON-CONF. | 3- 6 | 241 | 0- 1 | 41 | 285 | 194 | 194 | 12 | 12 | |
| TOTALS | RPI 1-25 | RPI 26-50 | W-L RECORDS | RPI 51-100 | RPI 101-150 | RPI 150+ | | | | |
| 6- 14 | 0- 0 | 1- 0 | OVERALL | 0- 4 | 0- 3 | 5- 7 | | | | |
| 5- 5 | 0- 0 | 1- 0 | HOME | 0- 2 | 0- 1 | 4- 2 | | | | |
| 1- 9 | 0- 0 | 0- 0 | AWAY | 0- 2 | 0- 2 | 1- 5 | | | | |
| 0- 0 | 0- 0 | 0- 0 | NEUTRAL | 0- 0 | 0- 0 | 0- 0 | | | | |
| 3- 6 | 0- 0 | 1- 0 | NON-CONFERENCE | 0- 2 | 0- 0 | 2- 4 | | | | |
| 3- 1 | 0- 0 | 1- 0 | HOME | 0- 0 | 0- 0 | 2- 1 | | | | |
| 0- 5 | 0- 0 | 0- 0 | AWAY | 0- 2 | 0- 0 | 0- 3 | | | | |
| 0- 0 | 0- 0 | 0- 0 | NEUTRAL | 0- 0 | 0- 0 | 0- 0 | | | | |
| 3- 8 | 0- 0 | 0- 0 | CONFERENCE | 0- 2 | 0- 3 | 3- 3 | | | | |
| 2- 4 | 0- 0 | 0- 0 | HOME | 0- 2 | 0- 1 | 2- 1 | | | | |
| 1- 4 | 0- 0 | 0- 0 | AWAY | 0- 0 | 0- 2 | 1- 2 | | | | |
| 0- 0 | 0- 0 | 0- 0 | NEUTRAL | 0- 0 | 0- 0 | 0- 0 | | | | |

| RPI S | Opponent | Score | RPI S | Opponent | Score | RPI S | Opponent | Score | RPI S | Opponent | Score | Team's RPI: 257 |
|---------------------------|------------------|-------|-------|------------------|-------|-------|------------------|-------|-------|------------------|-------|-----------------|
| 34 | H BYU | 67 64 | 61 | A Boise St. | 53 88 | 115 | H Northern Colo. | 44 71 | 132 | A Montana St. | 64 69 | |
| | | | 74 | H Idaho St. | 57 69 | 146 | A Montana | 57 79 | 152 | A UC Irvine | 58 75 | |
| | | | 78 | A UC Davis | 45 68 | 164 | A Portland St. | 49 63 | 168 | H Denver | 70 71 | |
| | | | 95 | H Idaho | 70 82 | 170 | A UC Riverside | 50 56 | 183 | A Oral Roberts | 59 64 | |
| | | | | | | 197 | H Eastern Wash. | 73 63 | 235 | A Sacramento St. | 76 77 | |
| | | | | | | 253 | H San Diego | 69 59 | 266 | A Northern Ariz. | 82 76 | |
| | | | | | | 266 | H Northern Ariz. | 69 78 | 269 | H Utah Valley | 60 59 | |
| | | | | | | 307 | H Weber St. | 84 79 | | | | |
| LAST 12 Division I GAMES: | | | | | | | | | | | | |
| 95 | H Idaho | 70 82 | 170 | A UC Riverside | 50 56 | | | | | | | |
| 197 | H Eastern Wash. | 73 63 | 266 | A Northern Ariz. | 82 76 | | | | | | | |
| 266 | H Northern Ariz. | 69 78 | 307 | H Weber St. | 84 79 | | | | | | | |
| 115 | H Northern Colo. | 44 71 | 74 | H Idaho St. | 57 69 | | | | | | | |
| 235 | A Sacramento St. | 76 77 | 146 | A Montana | 57 79 | | | | | | | |
| 164 | A Portland St. | 49 63 | 132 | A Montana St. | 64 69 | | | | | | | |

Non-Div I Games:

Southern Utah

■ Loss,
 ■ Non-Conf,
 ■ S Site,
 ■ H Home
 ■ A Away
 N Neutral

| | | | | | | | | | | |
|-------------------|----------|-----------|----------------|------------|-------------|---------------|------|------|-------|-----------|
| Average RPI Win: | 226 | WON-LOST | WINNING | LAST 10 | STRENGTH OF | OPP. STRENGTH | TEAM | ADJ. | CONF. | ADJ CONF. |
| Average RPI Loss: | 140 | RECORD | PCT. RANK | GAMES | SCHEDULE | OF SCHEDULE | RPI | RPI | RPI | RPI |
| DIV. I ONLY | 7- 14 | 259 | 1- 0 | 127 | 180 | 203 | 203 | 17 | 17 | |
| DIV. I NON-CONF. | 3- 10 | 278 | 0- 0 | 101 | 167 | 233 | 233 | 16 | 16 | |
| TOTALS | RPI 1-25 | RPI 26-50 | W-L RECORDS | RPI 51-100 | RPI 101-150 | RPI 150+ | | | | |
| 7- 14 | 0- 1 | 0- 2 | OVERALL | 0- 1 | 0- 5 | 7- 5 | | | | |
| 3- 6 | 0- 0 | 0- 1 | HOME | 0- 1 | 0- 2 | 3- 2 | | | | |
| 4- 7 | 0- 1 | 0- 0 | AWAY | 0- 0 | 0- 3 | 4- 3 | | | | |
| 0- 1 | 0- 0 | 0- 1 | NEUTRAL | 0- 0 | 0- 0 | 0- 0 | | | | |
| 3- 10 | 0- 1 | 0- 2 | NON-CONFERENCE | 0- 1 | 0- 3 | 3- 3 | | | | |
| 2- 3 | 0- 0 | 0- 1 | HOME | 0- 1 | 0- 0 | 2- 1 | | | | |
| 1- 6 | 0- 1 | 0- 0 | AWAY | 0- 0 | 0- 3 | 1- 2 | | | | |
| 0- 1 | 0- 0 | 0- 1 | NEUTRAL | 0- 0 | 0- 0 | 0- 0 | | | | |
| 4- 4 | 0- 0 | 0- 0 | CONFERENCE | 0- 0 | 0- 2 | 4- 2 | | | | |
| 1- 3 | 0- 0 | 0- 0 | HOME | 0- 0 | 0- 2 | 1- 1 | | | | |
| 3- 1 | 0- 0 | 0- 0 | AWAY | 0- 0 | 0- 0 | 3- 1 | | | | |
| 0- 0 | 0- 0 | 0- 0 | NEUTRAL | 0- 0 | 0- 0 | 0- 0 | | | | |

| RPI 1-25 | | | | RPI 26-50 | | | | RPI 51-100 | | | | RPI 101+ Team's RPI: 203 | | | |
|---------------------------|---|----------------|-------|-----------|---|--------------|-------|------------|---|----------|-------|--------------------------|---|----------------|--------|
| RPI | S | Opponent | Score | RPI | S | Opponent | Score | RPI | S | Opponent | Score | RPI | S | Opponent | Score |
| 25 | A | Buffalo | 43 90 | 41 | N | Ohio | 53 70 | 75 | H | Kent St. | 64 76 | 108 | H | Dayton | 49 62 |
| | | | | 48 | H | Bucknell | 46 77 | | | | | 110 | A | Georgia | 40 67 |
| | | | | | | | | | | | | 114 | A | Penn St. | 65 80 |
| | | | | | | | | | | | | 148 | H | Duquesne | 54 60 |
| | | | | | | | | | | | | 149 | A | Akron | 58 67 |
| | | | | | | | | | | | | 168 | A | Denver | 62 76 |
| | | | | | | | | | | | | 196 | H | Saint Louis | 45 62 |
| | | | | | | | | | | | | 199 | A | Rhode Island | 84 68 |
| | | | | | | | | | | | | 202 | A | George Mason | 68 57 |
| | | | | | | | | | | | | 202 | H | George Mason | 64 55 |
| | | | | | | | | | | | | 208 | A | Massachusetts | 64 63 |
| | | | | | | | | | | | | 231 | A | Niagara | 76 48 |
| | | | | | | | | | | | | 247 | A | Cornell | 44 58 |
| | | | | | | | | | | | | 250 | H | Hofstra | 59 67 |
| | | | | | | | | | | | | 267 | H | Canisius | 100 94 |
| | | | | | | | | | | | | 271 | H | Siena | 74 58 |
| | | | | | | | | | | | | 281 | A | Saint Joseph's | 41 66 |
| LAST 12 Division I GAMES: | | | | | | | | | | | | | | | |
| 199 | A | Rhode Island | 84 68 | 202 | H | George Mason | 64 55 | | | | | | | | |
| 208 | A | Massachusetts | 64 63 | 148 | H | Duquesne | 54 60 | | | | | | | | |
| 196 | H | Saint Louis | 45 62 | 247 | A | Cornell | 44 58 | | | | | | | | |
| 108 | H | Dayton | 49 62 | 25 | A | Buffalo | 43 90 | | | | | | | | |
| 281 | A | Saint Joseph's | 41 66 | 75 | H | Kent St. | 64 76 | | | | | | | | |
| 202 | A | George Mason | 68 57 | 114 | A | Penn St. | 65 80 | | | | | | | | |

Non-Div I Games:

St. Bonaventure

| | | | | | | | | | | |
|-------------------|----------|-----------|----------------|------------|-------------|---------------|------|------|-------|-----------|
| Average RPI Win: | 287 | WON-LOST | WINNING | LAST 10 | STRENGTH OF | OPP. STRENGTH | TEAM | ADJ. | CONF. | ADJ CONF. |
| Average RPI Loss: | 208 | RECORD | PCT. RANK | GAMES | SCHEDULE | OF SCHEDULE | RPI | RPI | RPI | RPI |
| DIV. I ONLY | 11- 9 | 141 | 1- 0 | 338 | 344 | 254 | 254 | 31 | 31 | |
| DIV. I NON-CONF. | 5- 6 | 177 | 0- 0 | 310 | 318 | 270 | 270 | 31 | 31 | |
| TOTALS | RPI 1-25 | RPI 26-50 | W-L RECORDS | RPI 51-100 | RPI 101-150 | RPI 150+ | | | | |
| 11- 9 | 0- 0 | 0- 0 | OVERALL | 0- 1 | 1- 1 | 10- 7 | | | | |
| 4- 4 | 0- 0 | 0- 0 | HOME | 0- 1 | 0- 0 | 4- 3 | | | | |
| 6- 4 | 0- 0 | 0- 0 | AWAY | 0- 0 | 1- 1 | 5- 3 | | | | |
| 1- 1 | 0- 0 | 0- 0 | NEUTRAL | 0- 0 | 0- 0 | 1- 1 | | | | |
| 5- 6 | 0- 0 | 0- 0 | NON-CONFERENCE | 0- 1 | 1- 1 | 4- 4 | | | | |
| 2- 2 | 0- 0 | 0- 0 | HOME | 0- 1 | 0- 0 | 2- 1 | | | | |
| 2- 3 | 0- 0 | 0- 0 | AWAY | 0- 0 | 1- 1 | 1- 2 | | | | |
| 1- 1 | 0- 0 | 0- 0 | NEUTRAL | 0- 0 | 0- 0 | 1- 1 | | | | |
| 6- 3 | 0- 0 | 0- 0 | CONFERENCE | 0- 0 | 0- 0 | 6- 3 | | | | |
| 2- 2 | 0- 0 | 0- 0 | HOME | 0- 0 | 0- 0 | 2- 2 | | | | |
| 4- 1 | 0- 0 | 0- 0 | AWAY | 0- 0 | 0- 0 | 4- 1 | | | | |
| 0- 0 | 0- 0 | 0- 0 | NEUTRAL | 0- 0 | 0- 0 | 0- 0 | | | | |

| RPI 1-25 | | | | RPI 26-50 | | | | RPI 51-100 | | | | RPI 101+ Team's RPI: 254 | | | | | |
|---------------------------|---|---------------------|-------|-----------|-----|----------|--------------|------------|----|-----------|-------|--------------------------|-----|----------|---------------------|-----|-----|
| RPI | S | Opponent | Score | RPI | S | Opponent | Score | RPI | S | Opponent | Score | RPI | S | Opponent | Score | | |
| | | | | | | | | 77 | H | Princeton | 64 | 83 | 106 | A | Seton Hall | 77 | 100 |
| | | | | | | | | | | | | | 117 | A | Morehead St. | 101 | 94 |
| | | | | | | | | | | | | | 165 | A | Stony Brook | 67 | 74 |
| | | | | | | | | | | | | | 205 | H | Saint Francis (PA) | 78 | 65 |
| | | | | | | | | | | | | | 212 | H | Robert Morris | 56 | 75 |
| | | | | | | | | | | | | | 236 | H | Albany (NY) | 60 | 67 |
| | | | | | | | | | | | | | 242 | A | Sacred Heart | 56 | 53 |
| | | | | | | | | | | | | | 242 | H | Sacred Heart | 66 | 68 |
| | | | | | | | | | | | | | 245 | A | Mt. St. Mary's | 75 | 78 |
| | | | | | | | | | | | | | 291 | N | Valparaiso | 76 | 78 |
| | | | | | | | | | | | | | 296 | A | Army West Point | 57 | 69 |
| | | | | | | | | | | | | | 297 | A | Loyola Maryland | 75 | 70 |
| | | | | | | | | | | | | | 299 | A | Bryant | 60 | 55 |
| | | | | | | | | | | | | | 315 | H | Saint Peter's | 74 | 70 |
| | | | | | | | | | | | | | 319 | H | Manhattan | 73 | 65 |
| | | | | | | | | | | | | | 326 | H | Wagner | 76 | 61 |
| | | | | | | | | | | | | | 343 | A | Fairleigh Dickinson | 64 | 53 |
| | | | | | | | | | | | | | 346 | N | Chicago St. | 110 | 73 |
| | | | | | | | | | | | | | 351 | A | LIU Brooklyn | 79 | 67 |
| LAST 12 Division I GAMES: | | | | | | | | | | | | | | | | | |
| 245 | A | Mt. St. Mary's | 75 | 78 | 242 | A | Sacred Heart | 56 | 53 | | | | | | | | |
| 343 | A | Fairleigh Dickinson | 64 | 53 | 299 | A | Bryant | 60 | 55 | | | | | | | | |
| 351 | A | LIU Brooklyn | 79 | 67 | 326 | H | Wagner | 76 | 61 | | | | | | | | |
| 242 | H | Sacred Heart | 66 | 68 | 165 | A | Stony Brook | 67 | 74 | | | | | | | | |
| 205 | H | Saint Francis (PA) | 78 | 65 | 77 | H | Princeton | 64 | 83 | | | | | | | | |
| 212 | H | Robert Morris | 56 | 75 | 236 | H | Albany (NY) | 60 | 67 | | | | | | | | |

Non-Div I Games: Mercy 102 51

St. Francis Brooklyn

■ Loss,
 ■ Non-Conf,
 ■ S Site,
 ■ H Home
 ■ A Away
 N Neutral

| | | | | | | | | | | |
|-------------------|----------|-----------|----------------|------------|-------------|---------------|------|------|-------|-----------|
| Average RPI Win: | 202 | WON-LOST | WINNING | LAST 10 | STRENGTH OF | OPP. STRENGTH | TEAM | ADJ. | CONF. | ADJ CONF. |
| Average RPI Loss: | 55 | RECORD | PCT. RANK | GAMES | SCHEDULE | OF SCHEDULE | RPI | RPI | RPI | RPI |
| DIV. I ONLY | 10- 12 | 196 | 1- 0 | 71 | 47 | 125 | 125 | 6 | 6 | |
| DIV. I NON-CONF. | 7- 4 | 109 | 0- 0 | 180 | 55 | 97 | 97 | 4 | 4 | |
| TOTALS | RPI 1-25 | RPI 26-50 | W-L RECORDS | RPI 51-100 | RPI 101-150 | RPI 150+ | | | | |
| 10- 12 | 0- 3 | 1- 5 | OVERALL | 2- 1 | 0- 3 | 7- 0 | | | | |
| 4- 5 | 0- 1 | 0- 2 | HOME | 2- 0 | 0- 2 | 2- 0 | | | | |
| 4- 6 | 0- 1 | 0- 3 | AWAY | 0- 1 | 0- 1 | 4- 0 | | | | |
| 2- 1 | 0- 1 | 1- 0 | NEUTRAL | 0- 0 | 0- 0 | 1- 0 | | | | |
| 7- 4 | 0- 2 | 1- 1 | NON-CONFERENCE | 1- 1 | 0- 0 | 5- 0 | | | | |
| 2- 1 | 0- 1 | 0- 0 | HOME | 1- 0 | 0- 0 | 1- 0 | | | | |
| 3- 2 | 0- 0 | 0- 1 | AWAY | 0- 1 | 0- 0 | 3- 0 | | | | |
| 2- 1 | 0- 1 | 1- 0 | NEUTRAL | 0- 0 | 0- 0 | 1- 0 | | | | |
| 3- 8 | 0- 1 | 0- 4 | CONFERENCE | 1- 0 | 0- 3 | 2- 0 | | | | |
| 2- 4 | 0- 0 | 0- 2 | HOME | 1- 0 | 0- 2 | 1- 0 | | | | |
| 1- 4 | 0- 1 | 0- 2 | AWAY | 0- 0 | 0- 1 | 1- 0 | | | | |
| 0- 0 | 0- 0 | 0- 0 | NEUTRAL | 0- 0 | 0- 0 | 0- 0 | | | | |

| RPI 1-25 | | | | RPI 26-50 | | | | RPI 51-100 | | | | RPI 101+ Team's RPI: 125 | | | |
|---------------------------|---|-------------|-------|-----------|---|---------------|-------|------------|---|-------------|-------|--------------------------|---|-----------------|-------|
| RPI | S | Opponent | Score | RPI | S | Opponent | Score | RPI | S | Opponent | Score | RPI | S | Opponent | Score |
| 6 | N | UConn | 55 65 | 37 | A | DePaul | 64 73 | 90 | H | Yale | 56 52 | 103 | H | Providence | 66 67 |
| 7 | A | Marquette | 73 83 | 42 | A | James Madison | 51 64 | 93 | H | Georgetown | 59 51 | 105 | H | Creighton | 63 65 |
| 23 | H | Florida St. | 53 57 | 43 | H | Villanova | 57 73 | 99 | A | Wake Forest | 59 64 | 106 | A | Seton Hall | 67 77 |
| | | | | 44 | N | Purdue | 68 62 | | | | | 169 | A | Xavier | 76 57 |
| | | | | 45 | A | Butler | 45 66 | | | | | 169 | H | Xavier | 70 41 |
| | | | | 45 | H | Butler | 68 73 | | | | | 201 | N | Ole Miss | 64 59 |
| | | | | | | | | | | | | 286 | A | La Salle | 83 57 |
| | | | | | | | | | | | | 296 | A | Army West Point | 60 49 |
| | | | | | | | | | | | | 329 | A | Iona | 61 35 |
| | | | | | | | | | | | | 347 | H | Delaware St. | 82 44 |
| LAST 12 Division I GAMES: | | | | | | | | | | | | | | | |
| 45 | H | Butler | 68 73 | 169 | H | Xavier | 70 41 | | | | | | | | |
| 43 | H | Villanova | 57 73 | 103 | H | Providence | 66 67 | | | | | | | | |
| 93 | H | Georgetown | 59 51 | 45 | A | Butler | 45 66 | | | | | | | | |
| 7 | A | Marquette | 73 83 | 169 | A | Xavier | 76 57 | | | | | | | | |
| 37 | A | DePaul | 64 73 | 106 | A | Seton Hall | 67 77 | | | | | | | | |
| 105 | H | Creighton | 63 65 | 42 | A | James Madison | 51 64 | | | | | | | | |

Non-Div I Games:

St. John's (NY)

■ Loss,
 ■ Non-Conf,
 ■ S Site,
 ■ H Home
 ■ A Away
 N Neutral

| Average RPI Win: 94 | | WON-LOST | WINNING | LAST 10 | STRENGTH OF | OPP. STRENGTH | TEAM | ADJ. | CONF. | ADJ CONF. |
|----------------------|------|----------|-----------|----------------|-------------|---------------|------------|-------------|----------|-----------|
| Average RPI Loss: 23 | | RECORD | PCT. RANK | GAMES | SCHEDULE | OF SCHEDULE | RPI | RPI | RPI | RPI |
| DIV. I ONLY | | 18- 3 | 16 | 1- 0 | 8 | 9 | 5 | 5 | 2 | 2 |
| DIV. I NON-CONF. | | 10- 1 | 17 | 0- 0 | 9 | 38 | 3 | 3 | 2 | 2 |
| TOTALS | | RPI 1-25 | RPI 26-50 | | W-L RECORDS | | RPI 51-100 | RPI 101-150 | RPI 150+ | |
| 18- 3 | 3- 1 | 2- 2 | | OVERALL | | 6- 0 | 5- 0 | 2- 0 | | |
| 10- 0 | 1- 0 | 2- 0 | | HOME | | 3- 0 | 3- 0 | 1- 0 | | |
| 6- 3 | 2- 1 | 0- 2 | | AWAY | | 2- 0 | 1- 0 | 1- 0 | | |
| 2- 0 | 0- 0 | 0- 0 | | NEUTRAL | | 1- 0 | 1- 0 | 0- 0 | | |
| 10- 1 | 2- 1 | 0- 0 | | NON-CONFERENCE | | 4- 0 | 2- 0 | 2- 0 | | |
| 5- 0 | 1- 0 | 0- 0 | | HOME | | 2- 0 | 1- 0 | 1- 0 | | |
| 3- 1 | 1- 1 | 0- 0 | | AWAY | | 1- 0 | 0- 0 | 1- 0 | | |
| 2- 0 | 0- 0 | 0- 0 | | NEUTRAL | | 1- 0 | 1- 0 | 0- 0 | | |
| 8- 2 | 1- 0 | 2- 2 | | CONFERENCE | | 2- 0 | 3- 0 | 0- 0 | | |
| 5- 0 | 0- 0 | 2- 0 | | HOME | | 1- 0 | 2- 0 | 0- 0 | | |
| 3- 2 | 1- 0 | 0- 2 | | AWAY | | 1- 0 | 1- 0 | 0- 0 | | |
| 0- 0 | 0- 0 | 0- 0 | | NEUTRAL | | 0- 0 | 0- 0 | 0- 0 | | |

| RPI | S | Opponent | Score | RPI | S | Opponent | Score | RPI | S | Opponent | Score | RPI | S | Opponent | Score |
|---------------------------|---|----------------|-------|-----|---|---------------------|-------|-----|---|---------------------|--------|-----|---|----------------|-------|
| 2 | H | Baylor | 68 63 | 26 | A | California | 80 81 | 53 | H | Southern California | 72 64 | 101 | N | American | 71 49 |
| 12 | A | Gonzaga | 73 79 | 26 | H | California | 75 50 | 57 | A | Tennessee | 95 85 | 123 | H | Washington St. | 85 64 |
| 17 | A | Arizona St. | 72 65 | 30 | A | Utah | 68 75 | 72 | A | Arizona | 78 48 | 131 | A | Colorado | 80 69 |
| 25 | A | Buffalo | 62 55 | 49 | H | UCLA | 86 80 | 78 | H | UC Davis | 71 43 | 136 | H | Washington | 91 54 |
| | | | | | | | | 87 | N | FGCU | 88 65 | 144 | H | CSUN | 69 43 |
| | | | | | | | | 95 | H | Idaho | 115 71 | 228 | H | San Francisco | 96 62 |
| | | | | | | | | | | | | 264 | A | Hawaii | 81 59 |
| LAST 12 Division I GAMES: | | | | | | | | | | | | | | | |
| 26 | A | California | 80 81 | 26 | H | California | 75 50 | | | | | | | | |
| 30 | A | Utah | 68 75 | 17 | A | Arizona St. | 72 65 | | | | | | | | |
| 131 | A | Colorado | 80 69 | 49 | H | UCLA | 86 80 | | | | | | | | |
| 123 | H | Washington St. | 85 64 | 53 | H | Southern California | 72 64 | | | | | | | | |
| 136 | H | Washington | 91 54 | 144 | H | CSUN | 69 43 | | | | | | | | |
| 72 | A | Arizona | 78 48 | 25 | A | Buffalo | 62 55 | | | | | | | | |

Non-Div I Games:

Stanford

| | | | | | | | | | |
|------------------------------|----------|-----------|----------------|-------------|---------------|----------|------|-------|-----------|
| Average RPI Win: 285 | WON-LOST | WINNING | LAST 10 | STRENGTH OF | OPP. STRENGTH | TEAM | ADJ. | CONF. | ADJ CONF. |
| Average RPI Loss: 125 | RECORD | PCT. RANK | GAMES | SCHEDULE | OF SCHEDULE | RPI | RPI | RPI | RPI |
| DIV. I ONLY | 9- 11 | 201 | 1- 0 | 240 | 227 | 233 | 233 | 24 | 24 |
| DIV. I NON-CONF. | 3- 9 | 271 | 0- 0 | 112 | 185 | 263 | 263 | 26 | 26 |
| TOTALS | RPI 1-25 | RPI 26-50 | W-L RECORDS | RPI 51-100 | RPI 101-150 | RPI 150+ | | | |
| 9- 11 | 0- 1 | 0- 1 | OVERALL | 0- 3 | 0- 2 | 9- 4 | | | |
| 7- 2 | 0- 1 | 0- 0 | HOME | 0- 1 | 0- 0 | 7- 0 | | | |
| 2- 6 | 0- 0 | 0- 1 | AWAY | 0- 1 | 0- 1 | 2- 3 | | | |
| 0- 3 | 0- 0 | 0- 0 | NEUTRAL | 0- 1 | 0- 1 | 0- 1 | | | |
| 3- 9 | 0- 1 | 0- 1 | NON-CONFERENCE | 0- 3 | 0- 2 | 3- 2 | | | |
| 3- 2 | 0- 1 | 0- 0 | HOME | 0- 1 | 0- 0 | 3- 0 | | | |
| 0- 4 | 0- 0 | 0- 1 | AWAY | 0- 1 | 0- 1 | 0- 1 | | | |
| 0- 3 | 0- 0 | 0- 0 | NEUTRAL | 0- 1 | 0- 1 | 0- 1 | | | |
| 6- 2 | 0- 0 | 0- 0 | CONFERENCE | 0- 0 | 0- 0 | 6- 2 | | | |
| 4- 0 | 0- 0 | 0- 0 | HOME | 0- 0 | 0- 0 | 4- 0 | | | |
| 2- 2 | 0- 0 | 0- 0 | AWAY | 0- 0 | 0- 0 | 2- 2 | | | |
| 0- 0 | 0- 0 | 0- 0 | NEUTRAL | 0- 0 | 0- 0 | 0- 0 | | | |

| RPI 1-25 | | | | RPI 26-50 | | | | RPI 51-100 | | | | RPI 101+ Team's RPI: 233 | | | |
|---------------------------|---|---------------|--------------|-----------|---|------------------|--------------|------------|---|------------|--------------|--------------------------|---|------------------|--------------|
| RPI | S | Opponent | Score | RPI | S | Opponent | Score | RPI | S | Opponent | Score | RPI | S | Opponent | Score |
| 14 | H | UCF | 55 78 | 29 | A | Texas | 46 65 | 57 | A | Tennessee | 55 65 | 112 | A | Alabama | 47 59 |
| | | | | | | | | 81 | H | Penn | 53 75 | 150 | N | Marist | 69 76 |
| | | | | | | | | 83 | N | Wright St. | 44 57 | 160 | A | North Ala. | 55 71 |
| | | | | | | | | | | | | 162 | A | Tulsa | 54 55 |
| | | | | | | | | | | | | 215 | A | Jacksonville | 69 56 |
| | | | | | | | | | | | | 222 | H | North Dakota | 74 63 |
| | | | | | | | | | | | | 225 | H | Liberty | 69 52 |
| | | | | | | | | | | | | 250 | N | Hofstra | 50 53 |
| | | | | | | | | | | | | 282 | A | North Florida | 57 71 |
| | | | | | | | | | | | | 294 | H | Kennesaw St. | 76 69 |
| | | | | | | | | | | | | 308 | H | NJIT | 74 48 |
| | | | | | | | | | | | | 309 | H | North Dakota St. | 60 59 |
| | | | | | | | | | | | | 324 | A | Lipscomb | 80 65 |
| | | | | | | | | | | | | 324 | H | Lipscomb | 76 49 |
| | | | | | | | | | | | | 348 | H | Florida A&M | 69 44 |
| LAST 12 Division I GAMES: | | | | | | | | | | | | | | | |
| 215 | A | Jacksonville | 69 56 | 294 | H | Kennesaw St. | 76 69 | | | | | | | | |
| 324 | H | Lipscomb | 76 49 | 225 | H | Liberty | 69 52 | | | | | | | | |
| 308 | H | NJIT | 74 48 | 81 | H | Penn | 53 75 | | | | | | | | |
| 160 | A | North Ala. | 55 71 | 309 | H | North Dakota St. | 60 59 | | | | | | | | |
| 282 | A | North Florida | 57 71 | 348 | H | Florida A&M | 69 44 | | | | | | | | |
| 324 | A | Lipscomb | 80 65 | 222 | H | North Dakota | 74 63 | | | | | | | | |

Non-Div I Games: Central St. (OH) 81 51 Webber Int'l 80 52

Stetson

■ Loss,
 ■ Non-Conf,
 ■ S Site,
 ■ Home
 ■ Away
 N Neutral

| | | | | | | | | | | |
|-------------------|----------|-----------|----------------|------------|-------------|---------------|------|------|-------|-----------|
| Average RPI Win: | 276 | WON-LOST | WINNING | LAST 10 | STRENGTH OF | OPP. STRENGTH | TEAM | ADJ. | CONF. | ADJ CONF. |
| Average RPI Loss: | 101 | RECORD | PCT. RANK | GAMES | SCHEDULE | OF SCHEDULE | RPI | RPI | RPI | RPI |
| DIV. I ONLY | 15- 6 | 65 | 0- 1 | 302 | 253 | 165 | 165 | 23 | 23 | |
| DIV. I NON-CONF. | 10- 2 | 37 | 0- 0 | 299 | 275 | 94 | 94 | 25 | 25 | |
| TOTALS | RPI 1-25 | RPI 26-50 | W-L RECORDS | RPI 51-100 | RPI 101-150 | RPI 150+ | | | | |
| 15- 6 | 0- 1 | 0- 0 | OVERALL | 0- 4 | 1- 0 | 14- 1 | | | | |
| 8- 3 | 0- 0 | 0- 0 | HOME | 0- 2 | 0- 0 | 8- 1 | | | | |
| 7- 3 | 0- 1 | 0- 0 | AWAY | 0- 2 | 1- 0 | 6- 0 | | | | |
| 0- 0 | 0- 0 | 0- 0 | NEUTRAL | 0- 0 | 0- 0 | 0- 0 | | | | |
| 10- 2 | 0- 1 | 0- 0 | NON-CONFERENCE | 0- 1 | 1- 0 | 9- 0 | | | | |
| 6- 0 | 0- 0 | 0- 0 | HOME | 0- 0 | 0- 0 | 6- 0 | | | | |
| 4- 2 | 0- 1 | 0- 0 | AWAY | 0- 1 | 1- 0 | 3- 0 | | | | |
| 0- 0 | 0- 0 | 0- 0 | NEUTRAL | 0- 0 | 0- 0 | 0- 0 | | | | |
| 5- 4 | 0- 0 | 0- 0 | CONFERENCE | 0- 3 | 0- 0 | 5- 1 | | | | |
| 2- 3 | 0- 0 | 0- 0 | HOME | 0- 2 | 0- 0 | 2- 1 | | | | |
| 3- 1 | 0- 0 | 0- 0 | AWAY | 0- 1 | 0- 0 | 3- 0 | | | | |
| 0- 0 | 0- 0 | 0- 0 | NEUTRAL | 0- 0 | 0- 0 | 0- 0 | | | | |

| RPI 1-25 | | | | RPI 26-50 | | | | RPI 51-100 | | | | RPI 101+ Team's RPI: 165 | | | |
|---------------------------|---|---------------|-------|-----------|---|----------------------|-------|------------|---|----------|-------|--------------------------|---|----------------------|-------|
| RPI | S | Opponent | Score | RPI | S | Opponent | Score | RPI | S | Opponent | Score | RPI | S | Opponent | Score |
| 16 | A | Rutgers | 47 61 | | | | | 76 | H | Maine | 54 68 | 114 | A | Penn St. | 81 70 |
| | | | | | | | | 82 | A | Toledo | 48 80 | 236 | H | Albany (NY) | 49 54 |
| | | | | | | | | 97 | A | Hartford | 62 73 | 242 | A | Sacred Heart | 73 58 |
| | | | | | | | | 97 | H | Hartford | 36 64 | 243 | A | Binghamton | 65 56 |
| | | | | | | | | | | | | 247 | H | Cornell | 63 61 |
| | | | | | | | | | | | | 250 | H | Hofstra | 77 49 |
| | | | | | | | | | | | | 254 | H | St. Francis Brooklyn | 74 67 |
| | | | | | | | | | | | | 272 | H | Ga. Southern | 72 43 |
| | | | | | | | | | | | | 273 | A | Vermont | 67 61 |
| | | | | | | | | | | | | 301 | H | UMBC | 57 44 |
| | | | | | | | | | | | | 306 | H | UMass Lowell | 76 56 |
| | | | | | | | | | | | | 319 | A | Manhattan | 79 48 |
| | | | | | | | | | | | | 326 | H | Wagner | 70 45 |
| | | | | | | | | | | | | 328 | A | New Hampshire | 82 63 |
| | | | | | | | | | | | | 329 | A | Iona | 53 51 |
| | | | | | | | | | | | | 343 | H | Fairleigh Dickinson | 63 49 |
| LAST 12 Division I GAMES: | | | | | | | | | | | | | | | |
| 301 | H | UMBC | 57 44 | 97 | A | Hartford | 62 73 | | | | | | | | |
| 273 | A | Vermont | 67 61 | 306 | H | UMass Lowell | 76 56 | | | | | | | | |
| 236 | H | Albany (NY) | 49 54 | 97 | H | Hartford | 36 64 | | | | | | | | |
| 76 | H | Maine | 54 68 | 254 | H | St. Francis Brooklyn | 74 67 | | | | | | | | |
| 328 | A | New Hampshire | 82 63 | 82 | A | Toledo | 48 80 | | | | | | | | |
| 243 | A | Binghamton | 65 56 | 326 | H | Wagner | 70 45 | | | | | | | | |

Non-Div I Games: SUNY New Paltz 87 50

Stony Brook

■ Loss,
 ■ Non-Conf,
 ■ S Site,
 ■ H Home
 ■ A Away
 N Neutral

| Average RPI Win: | 92 | WON-LOST | WINNING | LAST 10 | STRENGTH OF | OPP. STRENGTH | TEAM | ADJ. | CONF. | ADJ CONF. |
|-------------------|----------|-----------|----------------|------------|-------------|---------------|------|------|-------|-----------|
| Average RPI Loss: | 50 | RECORD | PCT. RANK | GAMES | SCHEDULE | OF SCHEDULE | RPI | RPI | RPI | RPI |
| DIV. I ONLY | 17- 4 | 27 | 1- 0 | 10 | 18 | 10 | 10 | 1 | 1 | |
| DIV. I NON-CONF. | 11- 2 | 31 | 0- 0 | 11 | 65 | 7 | 7 | 1 | 1 | |
| TOTALS | RPI 1-25 | RPI 26-50 | W-L RECORDS | RPI 51-100 | RPI 101-150 | RPI 150+ | | | | |
| 17- 4 | 3- 1 | 3- 2 | OVERALL | 4- 0 | 4- 1 | 3- 0 | | | | |
| 8- 1 | 2- 0 | 1- 1 | HOME | 0- 0 | 2- 0 | 3- 0 | | | | |
| 4- 3 | 0- 1 | 1- 1 | AWAY | 2- 0 | 1- 1 | 0- 0 | | | | |
| 5- 0 | 1- 0 | 1- 0 | NEUTRAL | 2- 0 | 1- 0 | 0- 0 | | | | |
| 11- 2 | 2- 1 | 2- 0 | NON-CONFERENCE | 2- 0 | 2- 1 | 3- 0 | | | | |
| 6- 0 | 1- 0 | 1- 0 | HOME | 0- 0 | 1- 0 | 3- 0 | | | | |
| 0- 2 | 0- 1 | 0- 0 | AWAY | 0- 0 | 0- 1 | 0- 0 | | | | |
| 5- 0 | 1- 0 | 1- 0 | NEUTRAL | 2- 0 | 1- 0 | 0- 0 | | | | |
| 6- 2 | 1- 0 | 1- 2 | CONFERENCE | 2- 0 | 2- 0 | 0- 0 | | | | |
| 2- 1 | 1- 0 | 0- 1 | HOME | 0- 0 | 1- 0 | 0- 0 | | | | |
| 4- 1 | 0- 0 | 1- 1 | AWAY | 2- 0 | 1- 0 | 0- 0 | | | | |
| 0- 0 | 0- 0 | 0- 0 | NEUTRAL | 0- 0 | 0- 0 | 0- 0 | | | | |

| RPI | S | Opponent | Score | RPI | S | Opponent | Score | RPI | S | Opponent | Score | RPI | S | Opponent | Score |
|---------------------------|---|----------------|-------|-----|---|--------------|-------|-----|---|---------------|-------|-----|---|--------------|-------|
| 4 | A | Oregon | 73 75 | 27 | H | Miami (FL) | 71 84 | 56 | A | Virginia Tech | 75 73 | 104 | H | Virginia | 72 68 |
| 14 | N | UCF | 57 52 | 37 | N | DePaul | 83 81 | 58 | N | Kansas St. | 70 61 | 119 | H | Towson | 98 55 |
| 20 | H | Texas A&M | 75 65 | 40 | A | Georgia Tech | 55 65 | 70 | A | Duke | 64 55 | 122 | A | Pittsburgh | 82 50 |
| 22 | H | North Carolina | 90 77 | 47 | A | Clemson | 84 75 | 77 | N | Princeton | 92 61 | 129 | A | Minnesota | 68 72 |
| | | | | 48 | H | Bucknell | 70 56 | | | | | 148 | N | Duquesne | 87 71 |
| | | | | | | | | | | | | 174 | H | UMES | 96 51 |
| | | | | | | | | | | | | 222 | H | North Dakota | 85 49 |
| | | | | | | | | | | | | 231 | H | Niagara | 94 45 |
| LAST 12 Division I GAMES: | | | | | | | | | | | | | | | |
| 70 | A | Duke | 64 55 | 104 | H | Virginia | 72 68 | | | | | | | | |
| 27 | H | Miami (FL) | 71 84 | 47 | A | Clemson | 84 75 | | | | | | | | |
| 40 | A | Georgia Tech | 55 65 | 14 | N | UCF | 57 52 | | | | | | | | |
| 122 | A | Pittsburgh | 82 50 | 148 | N | Duquesne | 87 71 | | | | | | | | |
| 22 | H | North Carolina | 90 77 | 231 | H | Niagara | 94 45 | | | | | | | | |
| 56 | A | Virginia Tech | 75 73 | 174 | H | UMES | 96 51 | | | | | | | | |

Non-Div I Games:

Syracuse

| | | | | | | | | | | |
|-------------------|----------|-----------|----------------|------------|-------------|---------------|------|------|-------|-----------|
| Average RPI Win: | 180 | WON-LOST | WINNING | LAST 10 | STRENGTH OF | OPP. STRENGTH | TEAM | ADJ. | CONF. | ADJ CONF. |
| Average RPI Loss: | 32 | RECORD | PCT. RANK | GAMES | SCHEDULE | OF SCHEDULE | RPI | RPI | RPI | RPI |
| DIV. I ONLY | 16- 5 | 45 | 1- 0 | 105 | 70 | 51 | 51 | 3 | 3 | |
| DIV. I NON-CONF. | 10- 1 | 17 | 0- 0 | 297 | 242 | 90 | 90 | 3 | 3 | |
| TOTALS | RPI 1-25 | RPI 26-50 | W-L RECORDS | RPI 51-100 | RPI 101-150 | RPI 150+ | | | | |
| 16- 5 | 0- 2 | 0- 2 | OVERALL | 4- 1 | 4- 0 | 8- 0 | | | | |
| 13- 1 | 0- 1 | 0- 0 | HOME | 3- 0 | 4- 0 | 6- 0 | | | | |
| 3- 3 | 0- 1 | 0- 1 | AWAY | 1- 1 | 0- 0 | 2- 0 | | | | |
| 0- 1 | 0- 0 | 0- 1 | NEUTRAL | 0- 0 | 0- 0 | 0- 0 | | | | |
| 10- 1 | 0- 0 | 0- 1 | NON-CONFERENCE | 0- 0 | 2- 0 | 8- 0 | | | | |
| 8- 0 | 0- 0 | 0- 0 | HOME | 0- 0 | 2- 0 | 6- 0 | | | | |
| 2- 0 | 0- 0 | 0- 0 | AWAY | 0- 0 | 0- 0 | 2- 0 | | | | |
| 0- 1 | 0- 0 | 0- 1 | NEUTRAL | 0- 0 | 0- 0 | 0- 0 | | | | |
| 6- 4 | 0- 2 | 0- 1 | CONFERENCE | 4- 1 | 2- 0 | 0- 0 | | | | |
| 5- 1 | 0- 1 | 0- 0 | HOME | 3- 0 | 2- 0 | 0- 0 | | | | |
| 1- 3 | 0- 1 | 0- 1 | AWAY | 1- 1 | 0- 0 | 0- 0 | | | | |
| 0- 0 | 0- 0 | 0- 0 | NEUTRAL | 0- 0 | 0- 0 | 0- 0 | | | | |

| RPI | S | Opponent | Score | RPI | S | Opponent | Score | RPI | S | Opponent | Score | RPI | S | Opponent | Score |
|---------------------------|---|------------|-------|-----|---|---------------|-------|-----|---|---------------|-------|-----|---|------------------|-------|
| 2 | H | Baylor | 55 79 | 29 | A | Texas | 67 73 | 58 | A | Kansas St. | 61 47 | 132 | H | Montana St. | 71 49 |
| 11 | A | Iowa St. | 54 92 | 34 | N | BYU | 58 61 | 62 | H | West Virginia | 62 48 | 143 | H | Texas Tech | 78 70 |
| | | | | | | | | 86 | A | Oklahoma St. | 71 75 | 145 | H | Oklahoma | 86 71 |
| | | | | | | | | 86 | H | Oklahoma St. | 69 55 | 148 | H | Duquesne | 61 48 |
| | | | | | | | | 92 | H | Kansas | 58 53 | 176 | H | Southern U. | 69 40 |
| | | | | | | | | | | | | 201 | A | Ole Miss | 55 50 |
| | | | | | | | | | | | | 204 | H | SMU | 65 63 |
| | | | | | | | | | | | | 207 | H | Sam Houston St. | 72 59 |
| | | | | | | | | | | | | 251 | A | San Diego St. | 81 64 |
| | | | | | | | | | | | | 296 | H | Army West Point | 63 38 |
| | | | | | | | | | | | | 321 | H | Mississippi Val. | 96 47 |
| | | | | | | | | | | | | 350 | H | Alcorn | 88 31 |
| LAST 12 Division I GAMES: | | | | | | | | | | | | | | | |
| 58 | A | Kansas St. | 61 47 | 86 | H | Oklahoma St. | 69 55 | 11 | A | Iowa St. | 54 92 | 86 | A | Oklahoma St. | 71 75 |
| 92 | H | Kansas | 58 53 | 62 | H | West Virginia | 62 48 | 350 | H | Alcorn | 88 31 | 207 | H | Sam Houston St. | 72 59 |
| 145 | H | Oklahoma | 86 71 | 29 | A | Texas | 67 73 | | | | | | | | |
| 143 | H | Texas Tech | 78 70 | 2 | H | Baylor | 55 79 | | | | | | | | |

Non-Div I Games:

TCU

| | | | | | | | | | | |
|-------------------|----------|-----------|----------------|------------|-------------|---------------|------|------|-------|-----------|
| Average RPI Win: | 269 | WON-LOST | WINNING | LAST 10 | STRENGTH OF | OPP. STRENGTH | TEAM | ADJ. | CONF. | ADJ CONF. |
| Average RPI Loss: | 92 | RECORD | PCT. RANK | GAMES | SCHEDULE | OF SCHEDULE | RPI | RPI | RPI | RPI |
| DIV. I ONLY | 7- 14 | 259 | 1- 0 | 114 | 94 | 186 | 186 | 9 | 9 | |
| DIV. I NON-CONF. | 4- 9 | 252 | 0- 0 | 177 | 95 | 218 | 218 | 9 | 9 | |
| TOTALS | RPI 1-25 | RPI 26-50 | W-L RECORDS | RPI 51-100 | RPI 101-150 | RPI 150+ | | | | |
| 7- 14 | 0- 2 | 0- 3 | OVERALL | 0- 3 | 0- 4 | 7- 2 | | | | |
| 4- 3 | 0- 1 | 0- 0 | HOME | 0- 0 | 0- 1 | 4- 1 | | | | |
| 3- 10 | 0- 1 | 0- 3 | AWAY | 0- 3 | 0- 2 | 3- 1 | | | | |
| 0- 1 | 0- 0 | 0- 0 | NEUTRAL | 0- 0 | 0- 1 | 0- 0 | | | | |
| 4- 9 | 0- 1 | 0- 3 | NON-CONFERENCE | 0- 1 | 0- 3 | 4- 1 | | | | |
| 3- 0 | 0- 0 | 0- 0 | HOME | 0- 0 | 0- 0 | 3- 0 | | | | |
| 1- 8 | 0- 1 | 0- 3 | AWAY | 0- 1 | 0- 2 | 1- 1 | | | | |
| 0- 1 | 0- 0 | 0- 0 | NEUTRAL | 0- 0 | 0- 1 | 0- 0 | | | | |
| 3- 5 | 0- 1 | 0- 0 | CONFERENCE | 0- 2 | 0- 1 | 3- 1 | | | | |
| 1- 3 | 0- 1 | 0- 0 | HOME | 0- 0 | 0- 1 | 1- 1 | | | | |
| 2- 2 | 0- 0 | 0- 0 | AWAY | 0- 2 | 0- 0 | 2- 0 | | | | |
| 0- 0 | 0- 0 | 0- 0 | NEUTRAL | 0- 0 | 0- 0 | 0- 0 | | | | |

| RPI | S | Opponent | Score | RPI | S | Opponent | Score | RPI | S | Opponent | Score | RPI | S | Opponent | Score | Team's RPI: 186 |
|---------------------------|---|----------------|-------|-----|---|-------------|--------|-----|---|------------|-------|-----|---|----------------|-------|-----------------|
| 6 | H | UConn | 67 88 | 27 | A | Miami (FL) | 61 73 | 81 | A | Penn | 62 71 | 121 | N | Radford | 50 56 | |
| 15 | A | South Carolina | 60 88 | 37 | A | DePaul | 88 102 | 89 | A | Cincinnati | 52 72 | 124 | H | Tulane | 57 66 | |
| | | | | 43 | A | Villanova | 68 76 | 96 | A | Houston | 65 78 | 148 | A | Duquesne | 53 54 | |
| | | | | | | | | | | | | 150 | A | Marist | 68 74 | |
| | | | | | | | | | | | | 151 | H | South Fla. | 53 63 | |
| | | | | | | | | | | | | 162 | A | Tulsa | 75 61 | |
| | | | | | | | | | | | | 201 | A | Ole Miss | 55 62 | |
| | | | | | | | | | | | | 217 | H | East Carolina | 84 62 | |
| | | | | | | | | | | | | 263 | A | Wichita St. | 65 40 | |
| | | | | | | | | | | | | 281 | A | Saint Joseph's | 58 52 | |
| | | | | | | | | | | | | 286 | H | La Salle | 75 47 | |
| | | | | | | | | | | | | 329 | H | Iona | 59 39 | |
| | | | | | | | | | | | | 347 | H | Delaware St. | 75 61 | |
| LAST 12 Division I GAMES: | | | | | | | | | | | | | | | | |
| 162 | A | Tulsa | 75 61 | 263 | A | Wichita St. | 65 40 | 124 | H | Tulane | 57 66 | 148 | A | Duquesne | 53 54 | |
| 217 | H | East Carolina | 84 62 | 151 | H | South Fla. | 53 63 | 286 | H | La Salle | 75 47 | 15 | A | South Carolina | 60 88 | |
| 81 | A | Penn | 62 71 | 6 | H | UConn | 67 88 | | | | | | | | | |
| 6 | H | UConn | 67 88 | 89 | A | Cincinnati | 52 72 | | | | | | | | | |
| 89 | A | Cincinnati | 52 72 | 96 | A | Houston | 65 78 | | | | | | | | | |

Non-Div I Games:

Temple

| | | | | | | | | | | |
|-------------------|----------|-----------|----------------|------------|-------------|---------------|------|------|-------|-----------|
| Average RPI Win: | 166 | WON-LOST | WINNING | LAST 10 | STRENGTH OF | OPP. STRENGTH | TEAM | ADJ. | CONF. | ADJ CONF. |
| Average RPI Loss: | 53 | RECORD | PCT. RANK | GAMES | SCHEDULE | OF SCHEDULE | RPI | RPI | RPI | RPI |
| DIV. I ONLY | 15- 7 | 81 | 1- 0 | 56 | 56 | 57 | 57 | 5 | 5 | |
| DIV. I NON-CONF. | 11- 2 | 31 | 1- 0 | 58 | 84 | 31 | 31 | 5 | 5 | |
| TOTALS | RPI 1-25 | RPI 26-50 | W-L RECORDS | RPI 51-100 | RPI 101-150 | RPI 150+ | | | | |
| 15- 7 | 0- 2 | 3- 2 | OVERALL | 3- 1 | 1- 2 | 8- 0 | | | | |
| 9- 5 | 0- 2 | 0- 2 | HOME | 2- 1 | 0- 0 | 7- 0 | | | | |
| 4- 2 | 0- 0 | 2- 0 | AWAY | 1- 0 | 0- 2 | 1- 0 | | | | |
| 2- 0 | 0- 0 | 1- 0 | NEUTRAL | 0- 0 | 1- 0 | 0- 0 | | | | |
| 11- 2 | 0- 2 | 2- 0 | NON-CONFERENCE | 2- 0 | 1- 0 | 6- 0 | | | | |
| 7- 2 | 0- 2 | 0- 0 | HOME | 1- 0 | 0- 0 | 6- 0 | | | | |
| 2- 0 | 0- 0 | 1- 0 | AWAY | 1- 0 | 0- 0 | 0- 0 | | | | |
| 2- 0 | 0- 0 | 1- 0 | NEUTRAL | 0- 0 | 1- 0 | 0- 0 | | | | |
| 4- 5 | 0- 0 | 1- 2 | CONFERENCE | 1- 1 | 0- 2 | 2- 0 | | | | |
| 2- 3 | 0- 0 | 0- 2 | HOME | 1- 1 | 0- 0 | 1- 0 | | | | |
| 2- 2 | 0- 0 | 1- 0 | AWAY | 0- 0 | 0- 2 | 1- 0 | | | | |
| 0- 0 | 0- 0 | 0- 0 | NEUTRAL | 0- 0 | 0- 0 | 0- 0 | | | | |

| RPI 1-25 | | | | RPI 26-50 | | | | RPI 51-100 Team's RPI: 57 | | | | RPI 101+ | | | |
|---------------------------|---|------------|-------|-----------|---|----------|-------|---------------------------|---|--------------|-------|----------|---|---------------|-------|
| RPI | S | Opponent | Score | RPI | S | Opponent | Score | RPI | S | Opponent | Score | RPI | S | Opponent | Score |
| 1 | H | Notre Dame | 62 77 | 29 | A | Texas | 88 82 | 63 | H | Belmont | 84 76 | 110 | A | Georgia | 62 66 |
| 5 | H | Stanford | 85 95 | 33 | H | Kentucky | 71 73 | 64 | H | LSU | 74 65 | 112 | A | Alabama | 65 86 |
| | | | | 35 | H | Missouri | 64 66 | 73 | H | Arkansas | 79 80 | 141 | N | UAB | 73 69 |
| | | | | 47 | N | Clemson | 78 66 | 86 | A | Oklahoma St. | 76 63 | 171 | A | Vanderbilt | 82 65 |
| | | | | 50 | A | Auburn | 78 69 | | | | | 179 | H | UNC Asheville | 73 46 |
| | | | | | | | | | | | | 206 | H | Florida | 67 50 |
| | | | | | | | | | | | | 233 | H | Stetson | 65 55 |
| | | | | | | | | | | | | 246 | H | ETSU | 80 61 |
| | | | | | | | | | | | | 289 | H | Murray St. | 98 77 |
| | | | | | | | | | | | | 334 | H | Presbyterian | 97 49 |
| | | | | | | | | | | | | 348 | H | Florida A&M | 96 31 |
| LAST 12 Division I GAMES: | | | | | | | | | | | | | | | |
| 171 | A | Vanderbilt | 82 65 | 141 | N | UAB | 73 69 | | | | | | | | |
| 206 | H | Florida | 67 50 | 110 | A | Georgia | 62 66 | | | | | | | | |
| 64 | H | LSU | 74 65 | 33 | H | Kentucky | 71 73 | | | | | | | | |
| 1 | H | Notre Dame | 62 77 | 35 | H | Missouri | 64 66 | | | | | | | | |
| 73 | H | Arkansas | 79 80 | 50 | A | Auburn | 78 69 | | | | | | | | |
| 112 | A | Alabama | 65 86 | 63 | H | Belmont | 84 76 | | | | | | | | |

Non-Div I Games:

Tennessee

| | | | | | | | | | | |
|-------------------|----------|-----------|----------------|------------|-------------|---------------|------|------|-------|-----------|
| Average RPI Win: | 275 | WON-LOST | WINNING | LAST 10 | STRENGTH OF | OPP. STRENGTH | TEAM | ADJ. | CONF. | ADJ CONF. |
| Average RPI Loss: | 154 | RECORD | PCT. RANK | GAMES | SCHEDULE | OF SCHEDULE | RPI | RPI | RPI | RPI |
| DIV. I ONLY | 3- 19 | 331 | 1- 0 | 134 | 205 | 290 | 290 | 22 | 22 | |
| DIV. I NON-CONF. | 0- 12 | 336 | 0- 0 | 127 | 114 | 320 | 320 | 20 | 20 | |
| TOTALS | RPI 1-25 | RPI 26-50 | W-L RECORDS | RPI 51-100 | RPI 101-150 | RPI 150+ | | | | |
| 3- 19 | 0- 1 | 0- 1 | OVERALL | 0- 3 | 0- 6 | 3- 8 | | | | |
| 2- 5 | 0- 0 | 0- 0 | HOME | 0- 0 | 0- 4 | 2- 1 | | | | |
| 1- 11 | 0- 1 | 0- 1 | AWAY | 0- 2 | 0- 1 | 1- 6 | | | | |
| 0- 3 | 0- 0 | 0- 0 | NEUTRAL | 0- 1 | 0- 1 | 0- 1 | | | | |
| 0- 12 | 0- 1 | 0- 1 | NON-CONFERENCE | 0- 2 | 0- 2 | 0- 6 | | | | |
| 0- 1 | 0- 0 | 0- 0 | HOME | 0- 0 | 0- 1 | 0- 0 | | | | |
| 0- 8 | 0- 1 | 0- 1 | AWAY | 0- 1 | 0- 0 | 0- 5 | | | | |
| 0- 3 | 0- 0 | 0- 0 | NEUTRAL | 0- 1 | 0- 1 | 0- 1 | | | | |
| 3- 7 | 0- 0 | 0- 0 | CONFERENCE | 0- 1 | 0- 4 | 3- 2 | | | | |
| 2- 4 | 0- 0 | 0- 0 | HOME | 0- 0 | 0- 3 | 2- 1 | | | | |
| 1- 3 | 0- 0 | 0- 0 | AWAY | 0- 1 | 0- 1 | 1- 1 | | | | |
| 0- 0 | 0- 0 | 0- 0 | NEUTRAL | 0- 0 | 0- 0 | 0- 0 | | | | |

| RPI 1-25 | | | | RPI 26-50 | | | | RPI 51-100 | | | | RPI 101+ Team's RPI: 290 | | | |
|---------------------------|---|----------------|--------|-----------|---|-------------------|-------|------------|---|----------------|-------|--------------------------|---|-------------------|-------|
| RPI | S | Opponent | Score | RPI | S | Opponent | Score | RPI | S | Opponent | Score | RPI | S | Opponent | Score |
| 3 | A | Louisville | 52 107 | 37 | A | DePaul | 73 95 | 63 | A | Belmont | 46 80 | 107 | H | South Alabama | 56 78 |
| | | | | | | | | 73 | N | Arkansas | 55 79 | 117 | H | Morehead St. | 62 85 |
| | | | | | | | | 91 | A | Troy | 67 92 | 122 | N | Pittsburgh | 56 78 |
| | | | | | | | | | | | | 134 | H | UT Martin | 61 73 |
| | | | | | | | | | | | | 142 | A | Tennessee Tech | 65 76 |
| | | | | | | | | | | | | 142 | H | Tennessee Tech | 59 69 |
| | | | | | | | | | | | | 171 | A | Vanderbilt | 63 89 |
| | | | | | | | | | | | | 178 | N | Wisconsin | 53 58 |
| | | | | | | | | | | | | 180 | A | Ball St. | 51 90 |
| | | | | | | | | | | | | 213 | H | Southeast Mo. St. | 62 59 |
| | | | | | | | | | | | | 223 | H | Jacksonville St. | 52 62 |
| | | | | | | | | | | | | 229 | A | Marshall | 59 80 |
| | | | | | | | | | | | | 284 | A | Austin Peay | 47 74 |
| | | | | | | | | | | | | 289 | A | Murray St. | 65 61 |
| | | | | | | | | | | | | 300 | A | Alabama A&M | 57 67 |
| | | | | | | | | | | | | 323 | H | Eastern Ky. | 60 38 |
| | | | | | | | | | | | | 324 | A | Lipscomb | 62 64 |
| LAST 12 Division I GAMES: | | | | | | | | | | | | | | | |
| 134 | H | UT Martin | 61 73 | 213 | H | Southeast Mo. St. | 62 59 | 323 | H | Eastern Ky. | 60 38 | | | | |
| 289 | A | Murray St. | 65 61 | 223 | H | Jacksonville St. | 52 62 | 142 | H | Tennessee Tech | 59 69 | | | | |
| 284 | A | Austin Peay | 47 74 | 180 | A | Ball St. | 51 90 | 37 | A | DePaul | 73 95 | | | | |
| 63 | A | Belmont | 46 80 | | | | | | | | | | | | |
| 142 | A | Tennessee Tech | 65 76 | | | | | | | | | | | | |
| 117 | H | Morehead St. | 62 85 | | | | | | | | | | | | |

Non-Div I Games:

Tennessee St.

■ Loss,
■ Non-Conf,
■ S Site,
■ H Home
■ A Away
N Neutral

| | | | | | | | | | | |
|-------------------|----------|-----------|----------------|------------|-------------|---------------|------|------|-------|-----------|
| Average RPI Win: | 249 | WON-LOST | WINNING | LAST 10 | STRENGTH OF | OPP. STRENGTH | TEAM | ADJ. | CONF. | ADJ CONF. |
| Average RPI Loss: | 142 | RECORD | PCT. RANK | GAMES | SCHEDULE | OF SCHEDULE | RPI | RPI | RPI | RPI |
| DIV. I ONLY | 14- 5 | 59 | 1- 0 | 311 | 230 | 142 | 142 | 22 | 22 | |
| DIV. I NON-CONF. | 6- 3 | 91 | 0- 0 | 258 | 230 | 120 | 120 | 20 | 20 | |
| TOTALS | RPI 1-25 | RPI 26-50 | W-L RECORDS | RPI 51-100 | RPI 101-150 | RPI 150+ | | | | |
| 14- 5 | 0- 0 | 0- 0 | OVERALL | 2- 2 | 0- 1 | 12- 2 | | | | |
| 7- 1 | 0- 0 | 0- 0 | HOME | 1- 0 | 0- 0 | 6- 1 | | | | |
| 7- 3 | 0- 0 | 0- 0 | AWAY | 1- 1 | 0- 1 | 6- 1 | | | | |
| 0- 1 | 0- 0 | 0- 0 | NEUTRAL | 0- 1 | 0- 0 | 0- 0 | | | | |
| 6- 3 | 0- 0 | 0- 0 | NON-CONFERENCE | 1- 2 | 0- 0 | 5- 1 | | | | |
| 3- 0 | 0- 0 | 0- 0 | HOME | 1- 0 | 0- 0 | 2- 0 | | | | |
| 3- 2 | 0- 0 | 0- 0 | AWAY | 0- 1 | 0- 0 | 3- 1 | | | | |
| 0- 1 | 0- 0 | 0- 0 | NEUTRAL | 0- 1 | 0- 0 | 0- 0 | | | | |
| 8- 2 | 0- 0 | 0- 0 | CONFERENCE | 1- 0 | 0- 1 | 7- 1 | | | | |
| 4- 1 | 0- 0 | 0- 0 | HOME | 0- 0 | 0- 0 | 4- 1 | | | | |
| 4- 1 | 0- 0 | 0- 0 | AWAY | 1- 0 | 0- 1 | 3- 0 | | | | |
| 0- 0 | 0- 0 | 0- 0 | NEUTRAL | 0- 0 | 0- 0 | 0- 0 | | | | |

| RPI 1-25 | | | RPI 26-50 | | | RPI 51-100 | | | RPI 101+ | | | Team's RPI: 142 |
|---------------------------|---|------------------|-----------|-----|-----|------------|----------------|-------|----------|--------------------|-------|-----------------|
| RPI | S | Opponent | Score | RPI | S | Opponent | Score | RPI | S | Opponent | Score | |
| | | | | | | 59 | H Middle Tenn. | 68 64 | 117 | A Morehead St. | 56 | 77 |
| | | | | | | 63 | A Belmont | 77 72 | 169 | A Xavier | 60 | 70 |
| | | | | | | 67 | N Old Dominion | 73 80 | 179 | H UNC Asheville | 60 | 53 |
| | | | | | | 73 | A Arkansas | 42 65 | 223 | A Jacksonville St. | 66 | 49 |
| | | | | | | | | | 234 | H SIUE | 79 | 55 |
| | | | | | | | | | 263 | A Wichita St. | 55 | 45 |
| | | | | | | | | | 278 | H Eastern Ill. | 99 | 88 |
| | | | | | | | | | 284 | H Austin Peay | 65 | 72 |
| | | | | | | | | | 289 | H Murray St. | 74 | 65 |
| | | | | | | | | | 290 | A Tennessee St. | 69 | 59 |
| | | | | | | | | | 290 | H Tennessee St. | 76 | 65 |
| | | | | | | | | | 323 | A Eastern Ky. | 81 | 68 |
| | | | | | | | | | 324 | A Lipscomb | 67 | 52 |
| | | | | | | | | | 330 | A Charleston So. | 77 | 55 |
| | | | | | | | | | 335 | H Western Caro. | 77 | 58 |
| LAST 12 Division I GAMES: | | | | | | | | | | | | |
| 284 | H | Austin Peay | 65 | 72 | 289 | H | Murray St. | 74 | 65 | | | |
| 323 | A | Eastern Ky. | 81 | 68 | 234 | H | SIUE | 79 | 55 | | | |
| 117 | A | Morehead St. | 56 | 77 | 63 | A | Belmont | 77 | 72 | | | |
| 223 | A | Jacksonville St. | 66 | 49 | 290 | A | Tennessee St. | 69 | 59 | | | |
| 290 | H | Tennessee St. | 76 | 65 | 324 | A | Lipscomb | 67 | 52 | | | |
| 278 | H | Eastern Ill. | 99 | 88 | 179 | H | UNC Asheville | 60 | 53 | | | |

Non-Div I Games: Tenn. Wesleyan 100 58 Cumberland (TN) 88 55

Tennessee Tech

■ Loss,
 ■ Non-Conf,
 ■ S Site,
 ■ H Home
 ■ A Away
 N Neutral

| | | | | | | | | | | |
|-------------------|----------|-----------|----------------|------------|-------------|---------------|------|------|-------|-----------|
| Average RPI Win: | 149 | WON-LOST | WINNING | LAST 10 | STRENGTH OF | OPP. STRENGTH | TEAM | ADJ. | CONF. | ADJ CONF. |
| Average RPI Loss: | 46 | RECORD | PCT. RANK | GAMES | SCHEDULE | OF SCHEDULE | RPI | RPI | RPI | RPI |
| DIV. I ONLY | 18- 4 | 24 | 2- 0 | 68 | 59 | 29 | 29 | 3 | 3 | |
| DIV. I NON-CONF. | 10- 2 | 37 | 2- 0 | 129 | 144 | 59 | 59 | 3 | 3 | |
| TOTALS | RPI 1-25 | RPI 26-50 | W-L RECORDS | RPI 51-100 | RPI 101-150 | RPI 150+ | | | | |
| 18- 4 | 1- 1 | 0- 0 | OVERALL | 6- 3 | 5- 0 | 6- 0 | | | | |
| 9- 3 | 0- 1 | 0- 0 | HOME | 3- 2 | 2- 0 | 4- 0 | | | | |
| 6- 1 | 1- 0 | 0- 0 | AWAY | 1- 1 | 2- 0 | 2- 0 | | | | |
| 3- 0 | 0- 0 | 0- 0 | NEUTRAL | 2- 0 | 1- 0 | 0- 0 | | | | |
| 10- 2 | 0- 1 | 0- 0 | NON-CONFERENCE | 2- 1 | 2- 0 | 6- 0 | | | | |
| 5- 2 | 0- 1 | 0- 0 | HOME | 0- 1 | 1- 0 | 4- 0 | | | | |
| 2- 0 | 0- 0 | 0- 0 | AWAY | 0- 0 | 0- 0 | 2- 0 | | | | |
| 3- 0 | 0- 0 | 0- 0 | NEUTRAL | 2- 0 | 1- 0 | 0- 0 | | | | |
| 8- 2 | 1- 0 | 0- 0 | CONFERENCE | 4- 2 | 3- 0 | 0- 0 | | | | |
| 4- 1 | 0- 0 | 0- 0 | HOME | 3- 1 | 1- 0 | 0- 0 | | | | |
| 4- 1 | 1- 0 | 0- 0 | AWAY | 1- 1 | 2- 0 | 0- 0 | | | | |
| 0- 0 | 0- 0 | 0- 0 | NEUTRAL | 0- 0 | 0- 0 | 0- 0 | | | | |

| RPI | S | Opponent | Score | RPI | S | Opponent | Score | Team's RPI: 29 | RPI | S | Opponent | Score | RPI | S | Opponent | Score |
|---------------------------|---|-----------------|-------|-----|---|---------------|-------|----------------|-----|---|---------------|-------|-----|---|------------------|--------|
| 8 | H | Mississippi St. | 49 67 | | | | | | 51 | H | TCU | 73 67 | 140 | N | Fordham | 72 54 |
| 11 | A | Iowa St. | 64 62 | | | | | | 55 | N | Michigan | 69 52 | 143 | A | Texas Tech | 78 71 |
| | | | | | | | | | 57 | H | Tennessee | 82 88 | 145 | A | Oklahoma | 76 67 |
| | | | | | | | | | 58 | A | Kansas St. | 69 87 | 145 | H | Oklahoma | 73 63 |
| | | | | | | | | | 60 | N | Quinnipiac | 56 55 | 148 | H | Duquesne | 78 41 |
| | | | | | | | | | 62 | A | West Virginia | 70 58 | 177 | A | North Texas | 64 54 |
| | | | | | | | | | 62 | H | West Virginia | 58 64 | 211 | A | UTRGV | 81 66 |
| | | | | | | | | | 86 | H | Oklahoma St. | 60 51 | 233 | H | Stetson | 65 46 |
| | | | | | | | | | 92 | H | Kansas | 62 43 | 274 | H | UTSA | 98 54 |
| | | | | | | | | | | | | | 312 | H | McNeese | 96 40 |
| | | | | | | | | | | | | | 336 | H | Northwestern St. | 104 66 |
| LAST 12 Division I GAMES: | | | | | | | | | | | | | | | | |
| 55 | N | Michigan | 69 52 | 140 | N | Fordham | 72 54 | | | | | | | | | |
| 145 | A | Oklahoma | 76 67 | 58 | A | Kansas St. | 69 87 | | | | | | | | | |
| 62 | H | West Virginia | 58 64 | 11 | A | Iowa St. | 64 62 | | | | | | | | | |
| 143 | A | Texas Tech | 78 71 | 145 | H | Oklahoma | 73 63 | | | | | | | | | |
| 92 | H | Kansas | 62 43 | 62 | A | West Virginia | 70 58 | | | | | | | | | |
| 51 | H | TCU | 73 67 | 86 | H | Oklahoma St. | 60 51 | | | | | | | | | |

Non-Div I Games:

Texas

| | | | | | | | | | | |
|-------------------|----------|-----------|----------------|------------|-------------|---------------|------|------|-------|-----------|
| Average RPI Win: | 134 | WON-LOST | WINNING | LAST 10 | STRENGTH OF | OPP. STRENGTH | TEAM | ADJ. | CONF. | ADJ CONF. |
| Average RPI Loss: | 40 | RECORD | PCT. RANK | GAMES | SCHEDULE | OF SCHEDULE | RPI | RPI | RPI | RPI |
| DIV. I ONLY | 18- 4 | 24 | 1- 0 | 48 | 52 | 20 | 20 | 5 | 5 | |
| DIV. I NON-CONF. | 11- 2 | 31 | 0- 0 | 38 | 107 | 19 | 19 | 5 | 5 | |
| TOTALS | RPI 1-25 | RPI 26-50 | W-L RECORDS | RPI 51-100 | RPI 101-150 | RPI 150+ | | | | |
| 18- 4 | 0- 2 | 4- 0 | OVERALL | 3- 2 | 2- 0 | 9- 0 | | | | |
| 10- 2 | 0- 1 | 2- 0 | HOME | 1- 1 | 1- 0 | 6- 0 | | | | |
| 6- 2 | 0- 1 | 1- 0 | AWAY | 2- 1 | 1- 0 | 2- 0 | | | | |
| 2- 0 | 0- 0 | 1- 0 | NEUTRAL | 0- 0 | 0- 0 | 1- 0 | | | | |
| 11- 2 | 0- 1 | 2- 0 | NON-CONFERENCE | 3- 1 | 0- 0 | 6- 0 | | | | |
| 7- 1 | 0- 0 | 1- 0 | HOME | 1- 1 | 0- 0 | 5- 0 | | | | |
| 2- 1 | 0- 1 | 0- 0 | AWAY | 2- 0 | 0- 0 | 0- 0 | | | | |
| 2- 0 | 0- 0 | 1- 0 | NEUTRAL | 0- 0 | 0- 0 | 1- 0 | | | | |
| 7- 2 | 0- 1 | 2- 0 | CONFERENCE | 0- 1 | 2- 0 | 3- 0 | | | | |
| 3- 1 | 0- 1 | 1- 0 | HOME | 0- 0 | 1- 0 | 1- 0 | | | | |
| 4- 1 | 0- 0 | 1- 0 | AWAY | 0- 1 | 1- 0 | 2- 0 | | | | |
| 0- 0 | 0- 0 | 0- 0 | NEUTRAL | 0- 0 | 0- 0 | 0- 0 | | | | |

| RPI 1-25 | | | | Team's RPI: 20 | | RPI 26-50 | | | | RPI 51-100 | | | | RPI 101+ | | | |
|---------------------------|---|----------------|-------|----------------|---|---------------------|-------|-----|---|---------------------|-------|-----|---|--------------|-------|--|--|
| RPI | S | Opponent | Score | RPI | S | Opponent | Score | RPI | S | Opponent | Score | RPI | S | Opponent | Score | | |
| 10 | A | Syracuse | 65 75 | 31 | N | Oregon St. | 76 70 | 53 | H | Southern California | 71 51 | 110 | A | Georgia | 76 66 | | |
| 15 | H | South Carolina | 57 60 | 33 | H | Kentucky | 73 71 | 64 | A | LSU | 52 63 | 112 | H | Alabama | 70 43 | | |
| | | | | 38 | H | Rice | 65 54 | 71 | H | Lamar University | 68 74 | 170 | N | UC Riverside | 70 63 | | |
| | | | | 50 | A | Auburn | 69 67 | 80 | A | Little Rock | 61 40 | 171 | A | Vanderbilt | 50 43 | | |
| | | | | | | | | 96 | A | Houston | 68 52 | 171 | H | Vanderbilt | 69 53 | | |
| | | | | | | | | | | | | 182 | H | Arkansas St. | 97 56 | | |
| | | | | | | | | | | | | 198 | H | Prairie View | 70 57 | | |
| | | | | | | | | | | | | 201 | A | Ole Miss | 72 60 | | |
| | | | | | | | | | | | | 211 | H | UTRGV | 84 61 | | |
| | | | | | | | | | | | | 215 | H | Jacksonville | 73 53 | | |
| | | | | | | | | | | | | 293 | H | Central Ark. | 84 27 | | |
| LAST 12 Division I GAMES: | | | | | | | | | | | | | | | | | |
| 171 | H | Vanderbilt | 69 53 | 201 | A | Ole Miss | 72 60 | | | | | | | | | | |
| 33 | H | Kentucky | 73 71 | 64 | A | LSU | 52 63 | | | | | | | | | | |
| 50 | A | Auburn | 69 67 | 15 | H | South Carolina | 57 60 | | | | | | | | | | |
| 110 | A | Georgia | 76 66 | 211 | H | UTRGV | 84 61 | | | | | | | | | | |
| 112 | H | Alabama | 70 43 | 198 | H | Prairie View | 70 57 | | | | | | | | | | |
| 171 | A | Vanderbilt | 50 43 | 53 | H | Southern California | 71 51 | | | | | | | | | | |

Non-Div I Games:

Texas A&M

Texas Southern

Through Games Of Feb. 3, 2019

| | | | | | | | | | | |
|-------------------|----------|-----------|----------------|------------|-------------|---------------|------|------|-------|-----------|
| Average RPI Win: | 288 | WON-LOST | WINNING | LAST 10 | STRENGTH OF | OPP. STRENGTH | TEAM | ADJ. | CONF. | ADJ CONF. |
| Average RPI Loss: | 152 | RECORD | PCT. RANK | GAMES | SCHEDULE | OF SCHEDULE | RPI | RPI | RPI | RPI |
| DIV. I ONLY | 6- 11 | 250 | 0- 1 | 274 | 308 | 244 | 244 | 29 | 29 | |
| DIV. I NON-CONF. | 2- 7 | 288 | 0- 0 | 50 | 289 | 174 | 174 | 27 | 27 | |
| TOTALS | RPI 1-25 | RPI 26-50 | W-L RECORDS | RPI 51-100 | RPI 101-150 | RPI 150+ | | | | |
| 6- 11 | 0- 1 | 0- 1 | OVERALL | 0- 1 | 0- 2 | 6- 6 | | | | |
| 1- 2 | 0- 0 | 0- 0 | HOME | 0- 0 | 0- 0 | 1- 2 | | | | |
| 5- 7 | 0- 1 | 0- 1 | AWAY | 0- 1 | 0- 2 | 5- 2 | | | | |
| 0- 2 | 0- 0 | 0- 0 | NEUTRAL | 0- 0 | 0- 0 | 0- 2 | | | | |
| 2- 7 | 0- 1 | 0- 1 | NON-CONFERENCE | 0- 1 | 0- 2 | 2- 2 | | | | |
| 0- 0 | 0- 0 | 0- 0 | HOME | 0- 0 | 0- 0 | 0- 0 | | | | |
| 2- 5 | 0- 1 | 0- 1 | AWAY | 0- 1 | 0- 2 | 2- 0 | | | | |
| 0- 2 | 0- 0 | 0- 0 | NEUTRAL | 0- 0 | 0- 0 | 0- 2 | | | | |
| 4- 4 | 0- 0 | 0- 0 | CONFERENCE | 0- 0 | 0- 0 | 4- 4 | | | | |
| 1- 2 | 0- 0 | 0- 0 | HOME | 0- 0 | 0- 0 | 1- 2 | | | | |
| 3- 2 | 0- 0 | 0- 0 | AWAY | 0- 0 | 0- 0 | 3- 2 | | | | |
| 0- 0 | 0- 0 | 0- 0 | NEUTRAL | 0- 0 | 0- 0 | 0- 0 | | | | |

| RPI 1-25 | | | | RPI 26-50 | | | | RPI 51-100 | | | | RPI 101+ Team's RPI: 244 | | | |
|---------------------------|---|------------------|-------|-----------|---|--------------|-------|------------|---|----------|-------|--------------------------|---|-------------------|-------|
| RPI | S | Opponent | Score | RPI | S | Opponent | Score | RPI | S | Opponent | Score | RPI | S | Opponent | Score |
| 24 | A | Michigan St. | 45 91 | 38 | A | Rice | 71 76 | 65 | A | SFA | 55 74 | 124 | A | Tulane | 56 62 |
| | | | | | | | | | | | | 143 | A | Texas Tech | 55 75 |
| | | | | | | | | | | | | 163 | N | Abilene Christian | 39 81 |
| | | | | | | | | | | | | 176 | A | Southern U. | 61 63 |
| | | | | | | | | | | | | 181 | H | Grambling | 67 75 |
| | | | | | | | | | | | | 192 | N | Nicholls St. | 57 58 |
| | | | | | | | | | | | | 198 | A | Prairie View | 52 44 |
| | | | | | | | | | | | | 211 | A | UTRGV | 69 55 |
| | | | | | | | | | | | | 218 | H | Alabama St. | 51 58 |
| | | | | | | | | | | | | 303 | H | Jackson St. | 76 67 |
| | | | | | | | | | | | | 321 | A | Mississippi Val. | 68 50 |
| | | | | | | | | | | | | 344 | A | Ark.-Pine Bluff | 59 58 |
| | | | | | | | | | | | | 349 | A | Savannah St. | 65 41 |
| | | | | | | | | | | | | 350 | A | Alcorn | 52 53 |
| LAST 12 Division I GAMES: | | | | | | | | | | | | | | | |
| 321 | A | Mississippi Val. | 68 50 | 218 | H | Alabama St. | 51 58 | | | | | | | | |
| 344 | A | Ark.-Pine Bluff | 59 58 | 350 | A | Alcorn | 52 53 | | | | | | | | |
| 303 | H | Jackson St. | 76 67 | 143 | A | Texas Tech | 55 75 | | | | | | | | |
| 181 | H | Grambling | 67 75 | 65 | A | SFA | 55 74 | | | | | | | | |
| 198 | A | Prairie View | 52 44 | 211 | A | UTRGV | 69 55 | | | | | | | | |
| 176 | A | Southern U. | 61 63 | 24 | A | Michigan St. | 45 91 | | | | | | | | |

Non-Div I Games: Huston-Tillotson 72 36 Paul Quinn 83 54

Texas Southern

Loss, Non-Conf, S Site, H Home A Away N Neutral

| | | | | | | | | | | |
|-------------------|----------|-----------|----------------|------------|-------------|---------------|------|------|-------|-----------|
| Average RPI Win: | 217 | WON-LOST | WINNING | LAST 10 | STRENGTH OF | OPP. STRENGTH | TEAM | ADJ. | CONF. | ADJ CONF. |
| Average RPI Loss: | 117 | RECORD | PCT. RANK | GAMES | SCHEDULE | OF SCHEDULE | RPI | RPI | RPI | RPI |
| DIV. I ONLY | 7- 12 | 242 | 0- 1 | 107 | 132 | 175 | 175 | 13 | 13 | |
| DIV. I NON-CONF. | 3- 7 | 256 | 0- 1 | 71 | 135 | 172 | 172 | 15 | 15 | |
| TOTALS | RPI 1-25 | RPI 26-50 | W-L RECORDS | RPI 51-100 | RPI 101-150 | RPI 150+ | | | | |
| 7- 12 | 0- 0 | 0- 2 | OVERALL | 0- 3 | 0- 4 | 7- 3 | | | | |
| 2- 5 | 0- 0 | 0- 0 | HOME | 0- 0 | 0- 2 | 2- 3 | | | | |
| 5- 6 | 0- 0 | 0- 2 | AWAY | 0- 2 | 0- 2 | 5- 0 | | | | |
| 0- 1 | 0- 0 | 0- 0 | NEUTRAL | 0- 1 | 0- 0 | 0- 0 | | | | |
| 3- 7 | 0- 0 | 0- 2 | NON-CONFERENCE | 0- 2 | 0- 2 | 3- 1 | | | | |
| 1- 2 | 0- 0 | 0- 0 | HOME | 0- 0 | 0- 1 | 1- 1 | | | | |
| 2- 4 | 0- 0 | 0- 2 | AWAY | 0- 1 | 0- 1 | 2- 0 | | | | |
| 0- 1 | 0- 0 | 0- 0 | NEUTRAL | 0- 1 | 0- 0 | 0- 0 | | | | |
| 4- 5 | 0- 0 | 0- 0 | CONFERENCE | 0- 1 | 0- 2 | 4- 2 | | | | |
| 1- 3 | 0- 0 | 0- 0 | HOME | 0- 0 | 0- 1 | 1- 2 | | | | |
| 3- 2 | 0- 0 | 0- 0 | AWAY | 0- 1 | 0- 1 | 3- 0 | | | | |
| 0- 0 | 0- 0 | 0- 0 | NEUTRAL | 0- 0 | 0- 0 | 0- 0 | | | | |

| RPI S | Opponent | Score | RPI S | Opponent | Score | RPI S | Opponent | Score | RPI S | Opponent | Score | Team's RPI: 175 |
|---------------------------|----------------|-------|-------|---------------------|-------|-------|----------------------|-------|-------|-------------------|-------|-----------------|
| 35 | A Missouri | 50 69 | 52 | N Saint Mary's (CA) | 62 89 | 113 | A UT Arlington | 53 68 | 124 | A Tulane | 61 67 | |
| 39 | A New Mexico | 51 82 | 80 | A Little Rock | 47 62 | 132 | H Montana St. | 59 67 | 139 | H Appalachian St. | 49 62 | |
| | | | 86 | A Oklahoma St. | 55 66 | 153 | A Georgia St. | 69 60 | 153 | H Georgia St. | 34 57 | |
| | | | | | | 182 | A Arkansas St. | 85 62 | 183 | H Oral Roberts | 64 81 | |
| | | | | | | 187 | H Coastal Caro. | 73 58 | 192 | H Nicholls St. | 72 67 | |
| | | | | | | 260 | A A&M-Corpus Christi | 60 53 | 272 | A Ga. Southern | 64 52 | |
| | | | | | | 272 | H Ga. Southern | 55 65 | 274 | A UTSA | 68 60 | |
| LAST 12 Division I GAMES: | | | | | | | | | | | | |
| 132 | H Montana St. | 59 67 | 124 | A Tulane | 61 67 | | | | | | | |
| 192 | H Nicholls St. | 72 67 | 80 | A Little Rock | 47 62 | | | | | | | |
| 113 | A UT Arlington | 53 68 | 139 | H Appalachian St. | 49 62 | | | | | | | |
| 272 | H Ga. Southern | 55 65 | 187 | H Coastal Caro. | 73 58 | | | | | | | |
| 153 | H Georgia St. | 34 57 | 153 | A Georgia St. | 69 60 | | | | | | | |
| 182 | A Arkansas St. | 85 62 | 272 | A Ga. Southern | 64 52 | | | | | | | |

Non-Div I Games: UNKNOWN 92 39 Tex. A&M Int'l 89 25

Texas St.

Loss, Non-Conf, S Site, H Home A Away N Neutral

Texas Tech

Through Games Of Feb. 3, 2019

| | | | | | | | | | | |
|-------------------|----------|-----------|----------------|------------|-------------|---------------|------|------|-------|-----------|
| Average RPI Win: | 211 | WON-LOST | WINNING | LAST 10 | STRENGTH OF | OPP. STRENGTH | TEAM | ADJ. | CONF. | ADJ CONF. |
| Average RPI Loss: | 68 | RECORD | PCT. RANK | GAMES | SCHEDULE | OF SCHEDULE | RPI | RPI | RPI | RPI |
| DIV. I ONLY | 10- 11 | 177 | 0- 1 | 63 | 82 | 143 | 143 | 3 | 3 | |
| DIV. I NON-CONF. | 9- 2 | 43 | 0- 0 | 263 | 311 | 125 | 125 | 3 | 3 | |
| TOTALS | RPI 1-25 | RPI 26-50 | W-L RECORDS | RPI 51-100 | RPI 101-150 | RPI 150+ | | | | |
| 10- 11 | 0- 3 | 0- 1 | OVERALL | 2- 5 | 0- 1 | 8- 1 | | | | |
| 9- 4 | 0- 1 | 0- 1 | HOME | 2- 2 | 0- 0 | 7- 0 | | | | |
| 1- 7 | 0- 2 | 0- 0 | AWAY | 0- 3 | 0- 1 | 1- 1 | | | | |
| 0- 0 | 0- 0 | 0- 0 | NEUTRAL | 0- 0 | 0- 0 | 0- 0 | | | | |
| 9- 2 | 0- 0 | 0- 0 | NON-CONFERENCE | 1- 1 | 0- 0 | 8- 1 | | | | |
| 8- 1 | 0- 0 | 0- 0 | HOME | 1- 1 | 0- 0 | 7- 0 | | | | |
| 1- 1 | 0- 0 | 0- 0 | AWAY | 0- 0 | 0- 0 | 1- 1 | | | | |
| 0- 0 | 0- 0 | 0- 0 | NEUTRAL | 0- 0 | 0- 0 | 0- 0 | | | | |
| 1- 9 | 0- 3 | 0- 1 | CONFERENCE | 1- 4 | 0- 1 | 0- 0 | | | | |
| 1- 3 | 0- 1 | 0- 1 | HOME | 1- 1 | 0- 0 | 0- 0 | | | | |
| 0- 6 | 0- 2 | 0- 0 | AWAY | 0- 3 | 0- 1 | 0- 0 | | | | |
| 0- 0 | 0- 0 | 0- 0 | NEUTRAL | 0- 0 | 0- 0 | 0- 0 | | | | |

| RPI 1-25 | | | | RPI 26-50 | | | | RPI 51-100 | | | | RPI 101+ Team's RPI: 143 | | | |
|---------------------------|---|---------------|--------|-----------|---|-------------------|--------|------------|---|---------------|-------|--------------------------|---|--------------------|--------|
| RPI | S | Opponent | Score | RPI | S | Opponent | Score | RPI | S | Opponent | Score | RPI | S | Opponent | Score |
| 2 | A | Baylor | 37 96 | 29 | H | Texas | 71 78 | 51 | A | TCU | 70 78 | 145 | A | Oklahoma | 61 66 |
| 2 | H | Baylor | 56 73 | | | | | 58 | H | Kansas St. | 62 66 | 163 | H | Abilene Christian | 105 54 |
| 11 | A | Iowa St. | 66 105 | | | | | 62 | A | West Virginia | 65 68 | 176 | H | Southern U. | 76 58 |
| | | | | | | | | 65 | H | SFA | 77 69 | 206 | A | Florida | 67 72 |
| | | | | | | | | 86 | A | Oklahoma St. | 57 65 | 223 | H | Jacksonville St. | 71 58 |
| | | | | | | | | 92 | H | Kansas | 69 66 | 241 | A | Nevada | 86 67 |
| | | | | | | | | 95 | H | Idaho | 77 88 | 244 | H | Texas Southern | 75 55 |
| | | | | | | | | | | | | 260 | H | A&M-Corpus Christi | 78 61 |
| | | | | | | | | | | | | 310 | H | La.-Monroe | 86 42 |
| | | | | | | | | | | | | 339 | H | Houston Baptist | 82 76 |
| LAST 12 Division I GAMES: | | | | | | | | | | | | | | | |
| 11 | A | Iowa St. | 66 105 | 2 | A | Baylor | 37 96 | | | | | | | | |
| 29 | H | Texas | 71 78 | 92 | H | Kansas | 69 66 | | | | | | | | |
| 62 | A | West Virginia | 65 68 | 2 | H | Baylor | 56 73 | | | | | | | | |
| 58 | H | Kansas St. | 62 66 | 145 | A | Oklahoma | 61 66 | | | | | | | | |
| 51 | A | TCU | 70 78 | 163 | H | Abilene Christian | 105 54 | | | | | | | | |
| 86 | A | Oklahoma St. | 57 65 | 244 | H | Texas Southern | 75 55 | | | | | | | | |

Non-Div I Games:

Texas Tech

■ Loss,
 ■ Non-Conf, S Site,
 ■ Home
 ■ Away
 N Neutral

| | | | | | | | | | | |
|-------------------|----------|-----------|----------------|------------|-------------|---------------|------|------|-------|-----------|
| Average RPI Win: | 210 | WON-LOST | WINNING | LAST 10 | STRENGTH OF | OPP. STRENGTH | TEAM | ADJ. | CONF. | ADJ CONF. |
| Average RPI Loss: | 77 | RECORD | PCT. RANK | GAMES | SCHEDULE | OF SCHEDULE | RPI | RPI | RPI | RPI |
| DIV. I ONLY | 13- 6 | 74 | 1- 0 | 148 | 115 | 82 | 82 | 7 | 7 | |
| DIV. I NON-CONF. | 8- 3 | 72 | 0- 0 | 167 | 156 | 73 | 73 | 8 | 8 | |
| TOTALS | RPI 1-25 | RPI 26-50 | W-L RECORDS | RPI 51-100 | RPI 101-150 | RPI 150+ | | | | |
| 13- 6 | 1- 1 | 0- 0 | OVERALL | 1- 3 | 1- 2 | 10- 0 | | | | |
| 7- 2 | 1- 1 | 0- 0 | HOME | 0- 1 | 1- 0 | 5- 0 | | | | |
| 6- 4 | 0- 0 | 0- 0 | AWAY | 1- 2 | 0- 2 | 5- 0 | | | | |
| 0- 0 | 0- 0 | 0- 0 | NEUTRAL | 0- 0 | 0- 0 | 0- 0 | | | | |
| 8- 3 | 0- 1 | 0- 0 | NON-CONFERENCE | 1- 1 | 1- 1 | 6- 0 | | | | |
| 4- 1 | 0- 1 | 0- 0 | HOME | 0- 0 | 1- 0 | 3- 0 | | | | |
| 4- 2 | 0- 0 | 0- 0 | AWAY | 1- 1 | 0- 1 | 3- 0 | | | | |
| 0- 0 | 0- 0 | 0- 0 | NEUTRAL | 0- 0 | 0- 0 | 0- 0 | | | | |
| 5- 3 | 1- 0 | 0- 0 | CONFERENCE | 0- 2 | 0- 1 | 4- 0 | | | | |
| 3- 1 | 1- 0 | 0- 0 | HOME | 0- 1 | 0- 0 | 2- 0 | | | | |
| 2- 2 | 0- 0 | 0- 0 | AWAY | 0- 1 | 0- 1 | 2- 0 | | | | |
| 0- 0 | 0- 0 | 0- 0 | NEUTRAL | 0- 0 | 0- 0 | 0- 0 | | | | |

| RPI 1-25 | | | | RPI 26-50 | | | | RPI 51-100 Team's RPI: 82 | | | | RPI 101+ | | | |
|---------------------------|---|---------------|-------|-----------|---|---------------|-------|---------------------------|---|------------|-------|----------|---|---------------|-------|
| RPI | S | Opponent | Score | RPI | S | Opponent | Score | RPI | S | Opponent | Score | RPI | S | Opponent | Score |
| 1 | H | Notre Dame | 56 72 | | | | | 54 | A | Miami (OH) | 64 65 | 108 | A | Dayton | 49 70 |
| 21 | H | Central Mich. | 62 59 | | | | | 63 | A | Belmont | 78 69 | 148 | H | Duquesne | 65 52 |
| | | | | | | | | 75 | H | Kent St. | 47 58 | 149 | A | Akron | 64 70 |
| | | | | | | | | 76 | A | Maine | 59 73 | 165 | H | Stony Brook | 80 48 |
| | | | | | | | | | | | | 180 | H | Ball St. | 65 58 |
| | | | | | | | | | | | | 214 | A | Memphis | 58 48 |
| | | | | | | | | | | | | 220 | A | Bowling Green | 79 65 |
| | | | | | | | | | | | | 220 | H | Bowling Green | 76 56 |
| | | | | | | | | | | | | 270 | A | Cleveland St. | 65 60 |
| | | | | | | | | | | | | 283 | A | Western Mich. | 80 57 |
| | | | | | | | | | | | | 291 | A | Valparaiso | 65 59 |
| | | | | | | | | | | | | 329 | H | Iona | 84 38 |
| | | | | | | | | | | | | 331 | H | Detroit Mercy | 77 60 |
| LAST 12 Division I GAMES: | | | | | | | | | | | | | | | |
| 149 | A | Akron | 64 70 | 220 | H | Bowling Green | 76 56 | | | | | | | | |
| 21 | H | Central Mich. | 62 59 | 180 | H | Ball St. | 65 58 | | | | | | | | |
| 220 | A | Bowling Green | 79 65 | 331 | H | Detroit Mercy | 77 60 | | | | | | | | |
| 283 | A | Western Mich. | 80 57 | 165 | H | Stony Brook | 80 48 | | | | | | | | |
| 75 | H | Kent St. | 47 58 | 1 | H | Notre Dame | 56 72 | | | | | | | | |
| 54 | A | Miami (OH) | 64 65 | 270 | A | Cleveland St. | 65 60 | | | | | | | | |

Non-Div I Games:

Toledo

| | | | | | | | | | | |
|-------------------|----------|-----------|----------------|------------|-------------|---------------|------|------|-------|-----------|
| Average RPI Win: | 223 | WON-LOST | WINNING | LAST 10 | STRENGTH OF | OPP. STRENGTH | TEAM | ADJ. | CONF. | ADJ CONF. |
| Average RPI Loss: | 114 | RECORD | PCT. RANK | GAMES | SCHEDULE | OF SCHEDULE | RPI | RPI | RPI | RPI |
| DIV. I ONLY | 12- 8 | 114 | 0- 1 | 194 | 135 | 119 | 119 | 10 | 10 | |
| DIV. I NON-CONF. | 6- 5 | 143 | 0- 0 | 281 | 168 | 158 | 158 | 11 | 11 | |
| TOTALS | RPI 1-25 | RPI 26-50 | W-L RECORDS | RPI 51-100 | RPI 101-150 | RPI 150+ | | | | |
| 12- 8 | 0- 1 | 0- 1 | OVERALL | 2- 2 | 0- 2 | 10- 2 | | | | |
| 6- 1 | 0- 0 | 0- 0 | HOME | 1- 0 | 0- 1 | 5- 0 | | | | |
| 6- 7 | 0- 1 | 0- 1 | AWAY | 1- 2 | 0- 1 | 5- 2 | | | | |
| 0- 0 | 0- 0 | 0- 0 | NEUTRAL | 0- 0 | 0- 0 | 0- 0 | | | | |
| 6- 5 | 0- 1 | 0- 0 | NON-CONFERENCE | 0- 2 | 0- 0 | 6- 2 | | | | |
| 3- 0 | 0- 0 | 0- 0 | HOME | 0- 0 | 0- 0 | 3- 0 | | | | |
| 3- 5 | 0- 1 | 0- 0 | AWAY | 0- 2 | 0- 0 | 3- 2 | | | | |
| 0- 0 | 0- 0 | 0- 0 | NEUTRAL | 0- 0 | 0- 0 | 0- 0 | | | | |
| 6- 3 | 0- 0 | 0- 1 | CONFERENCE | 2- 0 | 0- 2 | 4- 0 | | | | |
| 3- 1 | 0- 0 | 0- 0 | HOME | 1- 0 | 0- 1 | 2- 0 | | | | |
| 3- 2 | 0- 0 | 0- 1 | AWAY | 1- 0 | 0- 1 | 2- 0 | | | | |
| 0- 0 | 0- 0 | 0- 0 | NEUTRAL | 0- 0 | 0- 0 | 0- 0 | | | | |

| RPI 1-25 | | | | RPI 26-50 | | | | RPI 51-100 | | | | RPI 101+ Team's RPI: 119 | | | |
|---------------------------|---|--------------------|-------|-----------|---|---------------|-------|------------|---|---------------|-------|--------------------------|---|--------------------|-------|
| RPI | S | Opponent | Score | RPI | S | Opponent | Score | RPI | S | Opponent | Score | RPI | S | Opponent | Score |
| 10 | A | Syracuse | 55 98 | 42 | A | James Madison | 59 71 | 62 | A | West Virginia | 43 90 | 118 | A | UNCW | 73 77 |
| | | | | | | | | 84 | H | Northeastern | 88 83 | 147 | H | William & Mary | 69 80 |
| | | | | | | | | 88 | A | Drexel | 55 54 | 161 | A | Delaware | 56 48 |
| | | | | | | | | 99 | A | Wake Forest | 53 60 | 188 | A | George Washington | 63 76 |
| | | | | | | | | | | | | 200 | H | Elon | 59 58 |
| | | | | | | | | | | | | 208 | H | Massachusetts | 78 53 |
| | | | | | | | | | | | | 229 | A | Marshall | 76 69 |
| | | | | | | | | | | | | 245 | A | Mt. St. Mary's | 78 87 |
| | | | | | | | | | | | | 250 | H | Hofstra | 92 68 |
| | | | | | | | | | | | | 281 | A | Saint Joseph's | 73 52 |
| | | | | | | | | | | | | 286 | H | La Salle | 92 68 |
| | | | | | | | | | | | | 292 | A | Col. of Charleston | 77 61 |
| | | | | | | | | | | | | 297 | H | Loyola Maryland | 62 57 |
| | | | | | | | | | | | | 301 | A | UMBC | 71 62 |
| LAST 12 Division I GAMES: | | | | | | | | | | | | | | | |
| 147 | H | William & Mary | 69 80 | 42 | A | James Madison | 59 71 | 161 | A | Delaware | 56 48 | 229 | A | Marshall | 76 69 |
| 200 | H | Elon | 59 58 | 88 | A | Drexel | 55 54 | 62 | A | West Virginia | 43 90 | 281 | A | Saint Joseph's | 73 52 |
| 118 | A | UNCW | 73 77 | 84 | H | Northeastern | 88 83 | | | | | | | | |
| 292 | A | Col. of Charleston | 77 61 | | | | | | | | | | | | |
| 250 | H | Hofstra | 92 68 | | | | | | | | | | | | |
| 84 | H | Northeastern | 88 83 | | | | | | | | | | | | |

Non-Div I Games:

Towson

■ Loss,
■ Non-Conf,
■ S Site,
■ H Home
■ A Away
N Neutral

| | | | | | | | | | | |
|-------------------|----------|-----------|----------------|------------|-------------|---------------|------|------|-------|-----------|
| Average RPI Win: | 225 | WON-LOST | WINNING | LAST 10 | STRENGTH OF | OPP. STRENGTH | TEAM | ADJ. | CONF. | ADJ CONF. |
| Average RPI Loss: | 86 | RECORD | PCT. RANK | GAMES | SCHEDULE | OF SCHEDULE | RPI | RPI | RPI | RPI |
| DIV. I ONLY | 15- 4 | 32 | 0- 1 | 254 | 153 | 91 | 91 | 13 | 13 | |
| DIV. I NON-CONF. | 8- 2 | 52 | 0- 0 | 301 | 154 | 117 | 117 | 15 | 15 | |
| TOTALS | RPI 1-25 | RPI 26-50 | W-L RECORDS | RPI 51-100 | RPI 101-150 | RPI 150+ | | | | |
| 15- 4 | 0- 1 | 0- 0 | OVERALL | 1- 1 | 1- 1 | 13- 1 | | | | |
| 7- 1 | 0- 0 | 0- 0 | HOME | 1- 1 | 0- 0 | 6- 0 | | | | |
| 6- 3 | 0- 1 | 0- 0 | AWAY | 0- 0 | 1- 1 | 5- 1 | | | | |
| 2- 0 | 0- 0 | 0- 0 | NEUTRAL | 0- 0 | 0- 0 | 2- 0 | | | | |
| 8- 2 | 0- 1 | 0- 0 | NON-CONFERENCE | 0- 1 | 0- 0 | 8- 0 | | | | |
| 3- 1 | 0- 0 | 0- 0 | HOME | 0- 1 | 0- 0 | 3- 0 | | | | |
| 3- 1 | 0- 1 | 0- 0 | AWAY | 0- 0 | 0- 0 | 3- 0 | | | | |
| 2- 0 | 0- 0 | 0- 0 | NEUTRAL | 0- 0 | 0- 0 | 2- 0 | | | | |
| 7- 2 | 0- 0 | 0- 0 | CONFERENCE | 1- 0 | 1- 1 | 5- 1 | | | | |
| 4- 0 | 0- 0 | 0- 0 | HOME | 1- 0 | 0- 0 | 3- 0 | | | | |
| 3- 2 | 0- 0 | 0- 0 | AWAY | 0- 0 | 1- 1 | 2- 1 | | | | |
| 0- 0 | 0- 0 | 0- 0 | NEUTRAL | 0- 0 | 0- 0 | 0- 0 | | | | |

| RPI S | Opponent | Score | RPI S | Opponent | Score | RPI S | Opponent | Score | RPI S | Opponent | Score |
|---------------------------|----------------|--------|-------|--------------------|-------|-------|----------------|-------|-------|--------------------|--------|
| 23 | A Florida St. | 67 103 | | | | 59 | H Middle Tenn. | 64 67 | 107 | A South Alabama | 77 80 |
| | | | | | | 80 | H Little Rock | 71 66 | 139 | A Appalachian St. | 83 72 |
| | | | | | | | | | 153 | A Georgia St. | 80 84 |
| | | | | | | | | | 182 | H Arkansas St. | 87 79 |
| | | | | | | | | | 187 | A Coastal Caro. | 82 81 |
| | | | | | | | | | 201 | A Ole Miss | 71 54 |
| | | | | | | | | | 207 | N Sam Houston St. | 84 79 |
| | | | | | | | | | 218 | H Alabama St. | 116 46 |
| | | | | | | | | | 223 | A Jacksonville St. | 89 63 |
| | | | | | | | | | 240 | H Louisiana | 90 64 |
| | | | | | | | | | 246 | A ETSU | 84 66 |
| | | | | | | | | | 259 | H Samford | 72 52 |
| | | | | | | | | | 272 | A Ga. Southern | 97 81 |
| | | | | | | | | | 290 | H Tennessee St. | 92 67 |
| | | | | | | | | | 310 | H La.-Monroe | 78 56 |
| | | | | | | | | | 321 | N Mississippi Val. | 75 54 |
| LAST 12 Division I GAMES: | | | | | | | | | | | |
| 240 | H Louisiana | 90 64 | 107 | A South Alabama | 77 80 | | | | | | |
| 310 | H La.-Monroe | 78 56 | 139 | A Appalachian St. | 83 72 | | | | | | |
| 153 | A Georgia St. | 80 84 | 187 | A Coastal Caro. | 82 81 | | | | | | |
| 272 | A Ga. Southern | 97 81 | 223 | A Jacksonville St. | 89 63 | | | | | | |
| 182 | H Arkansas St. | 87 79 | 201 | A Ole Miss | 71 54 | | | | | | |
| 80 | H Little Rock | 71 66 | 59 | H Middle Tenn. | 64 67 | | | | | | |

Non-Div I Games: Talladega 91 70

Troy

T
u
l
a
n
e

| Tulane | | | | Through Games Of Feb. 3, 2019 | | | | | | |
|-------------------|----------|-----------|----------------|-------------------------------|-------------|---------------|------|------|-------|-----------|
| Average RPI Win: | 196 | WON-LOST | WINNING | LAST 10 | STRENGTH OF | OPP. STRENGTH | TEAM | ADJ. | CONF. | ADJ CONF. |
| Average RPI Loss: | 120 | RECORD | PCT. RANK | GAMES | SCHEDULE | OF SCHEDULE | RPI | RPI | RPI | RPI |
| DIV. I ONLY | 14- 7 | 88 | 1- 0 | 190 | 96 | 124 | 124 | 9 | 9 | |
| DIV. I NON-CONF. | 10- 3 | 59 | 1- 0 | 217 | 64 | 91 | 91 | 9 | 9 | |
| ----- | | | | | | | | | | |
| TOTALS | RPI 1-25 | RPI 26-50 | W-L RECORDS | RPI 51-100 | RPI 101-150 | RPI 150+ | | | | |
| 14- 7 | 1- 1 | 0- 1 | OVERALL | 1- 1 | 1- 1 | 11- 3 | | | | |
| 7- 3 | 0- 1 | 0- 0 | HOME | 0- 1 | 1- 0 | 6- 1 | | | | |
| 4- 3 | 0- 0 | 0- 0 | AWAY | 1- 0 | 0- 1 | 3- 2 | | | | |
| 3- 1 | 1- 0 | 0- 1 | NEUTRAL | 0- 0 | 0- 0 | 2- 0 | | | | |
| 10- 3 | 1- 0 | 0- 1 | NON-CONFERENCE | 1- 1 | 1- 1 | 7- 0 | | | | |
| 6- 1 | 0- 0 | 0- 0 | HOME | 0- 1 | 1- 0 | 5- 0 | | | | |
| 1- 1 | 0- 0 | 0- 0 | AWAY | 1- 0 | 0- 1 | 0- 0 | | | | |
| 3- 1 | 1- 0 | 0- 1 | NEUTRAL | 0- 0 | 0- 0 | 2- 0 | | | | |
| 4- 4 | 0- 1 | 0- 0 | CONFERENCE | 0- 0 | 0- 0 | 4- 3 | | | | |
| 1- 2 | 0- 1 | 0- 0 | HOME | 0- 0 | 0- 0 | 1- 1 | | | | |
| 3- 2 | 0- 0 | 0- 0 | AWAY | 0- 0 | 0- 0 | 3- 2 | | | | |
| 0- 0 | 0- 0 | 0- 0 | NEUTRAL | 0- 0 | 0- 0 | 0- 0 | | | | |

| RPI 1-25 | | | | RPI 26-50 | | | | RPI 51-100 | | | | RPI 101+ Team's RPI: 124 | | | |
|---------------------------|---|---------------|-------|-----------|---|---------------|-------|------------|---|--------------|-------|--------------------------|---|----------------|-------|
| RPI | S | Opponent | Score | RPI | S | Opponent | Score | RPI | S | Opponent | Score | RPI | S | Opponent | Score |
| 6 | H | UConn | 33 75 | 26 | N | California | 57 65 | 64 | A | LSU | 56 54 | 112 | A | Alabama | 58 69 |
| 21 | N | Central Mich. | 68 57 | | | | | 67 | H | Old Dominion | 48 56 | 136 | H | Washington | 63 51 |
| | | | | | | | | | | | | 151 | A | South Fla. | 46 73 |
| | | | | | | | | | | | | 175 | H | Texas St. | 67 61 |
| | | | | | | | | | | | | 185 | H | Southern Miss. | 71 54 |
| | | | | | | | | | | | | 186 | A | Temple | 66 57 |
| | | | | | | | | | | | | 192 | H | Nicholls St. | 71 46 |
| | | | | | | | | | | | | 204 | A | SMU | 61 43 |
| | | | | | | | | | | | | 214 | A | Memphis | 62 61 |
| | | | | | | | | | | | | 217 | A | East Carolina | 61 63 |
| | | | | | | | | | | | | 217 | H | East Carolina | 68 57 |
| | | | | | | | | | | | | 244 | H | Texas Southern | 62 56 |
| | | | | | | | | | | | | 263 | H | Wichita St. | 44 62 |
| | | | | | | | | | | | | 270 | N | Cleveland St. | 81 72 |
| | | | | | | | | | | | | 288 | H | Fla. Atlantic | 88 45 |
| | | | | | | | | | | | | 348 | N | Florida A&M | 78 34 |
| LAST 12 Division I GAMES: | | | | | | | | | | | | | | | |
| 217 | A | East Carolina | 61 63 | 175 | H | Texas St. | 67 61 | | | | | | | | |
| 214 | A | Memphis | 62 61 | 186 | A | Temple | 66 57 | | | | | | | | |
| 263 | H | Wichita St. | 44 62 | 217 | H | East Carolina | 68 57 | | | | | | | | |
| 151 | A | South Fla. | 46 73 | 348 | N | Florida A&M | 78 34 | | | | | | | | |
| 6 | H | UConn | 33 75 | 21 | N | Central Mich. | 68 57 | | | | | | | | |
| 204 | A | SMU | 61 43 | 67 | H | Old Dominion | 48 56 | | | | | | | | |

Non-Div I Games:

Tulane

| Average RPI Win: | 207 | WON-LOST | WINNING | LAST 10 | STRENGTH OF | OPP. STRENGTH | TEAM | ADJ. | CONF. | ADJ CONF. |
|-------------------|----------|-----------|----------------|------------|-------------|---------------|------|------|-------|-----------|
| Average RPI Loss: | 98 | RECORD | PCT. RANK | GAMES | SCHEDULE | OF SCHEDULE | RPI | RPI | RPI | RPI |
| DIV. I ONLY | 9- 12 | 216 | 0- 1 | 84 | 98 | 162 | 162 | 9 | 9 | |
| DIV. I NON-CONF. | 6- 7 | 172 | 0- 1 | 80 | 80 | 131 | 131 | 9 | 9 | |
| TOTALS | RPI 1-25 | RPI 26-50 | W-L RECORDS | RPI 51-100 | RPI 101-150 | RPI 150+ | | | | |
| 9- 12 | 0- 2 | 0- 0 | OVERALL | 0- 6 | 1- 1 | 8- 3 | | | | |
| 6- 4 | 0- 0 | 0- 0 | HOME | 0- 3 | 0- 0 | 6- 1 | | | | |
| 2- 8 | 0- 2 | 0- 0 | AWAY | 0- 3 | 0- 1 | 2- 2 | | | | |
| 1- 0 | 0- 0 | 0- 0 | NEUTRAL | 0- 0 | 1- 0 | 0- 0 | | | | |
| 6- 7 | 0- 1 | 0- 0 | NON-CONFERENCE | 0- 4 | 1- 1 | 5- 1 | | | | |
| 4- 2 | 0- 0 | 0- 0 | HOME | 0- 2 | 0- 0 | 4- 0 | | | | |
| 1- 5 | 0- 1 | 0- 0 | AWAY | 0- 2 | 0- 1 | 1- 1 | | | | |
| 1- 0 | 0- 0 | 0- 0 | NEUTRAL | 0- 0 | 1- 0 | 0- 0 | | | | |
| 3- 5 | 0- 1 | 0- 0 | CONFERENCE | 0- 2 | 0- 0 | 3- 2 | | | | |
| 2- 2 | 0- 0 | 0- 0 | HOME | 0- 1 | 0- 0 | 2- 1 | | | | |
| 1- 3 | 0- 1 | 0- 0 | AWAY | 0- 1 | 0- 0 | 1- 1 | | | | |
| 0- 0 | 0- 0 | 0- 0 | NEUTRAL | 0- 0 | 0- 0 | 0- 0 | | | | |

| RPI S | Opponent | Score | RPI S | Opponent | Score | RPI S | Opponent | Score | RPI S | Opponent | Score | Team's RPI: 162 |
|---------------------------|-----------------|-------|-------|---------------|-------|-------|---------------|-------|-------|---------------------|-------|-----------------|
| 14 | A UCF | 44 60 | | | | 63 | A Belmont | 53 78 | 101 | A American | 52 68 | |
| 17 | A Arizona St. | 52 70 | | | | 65 | A SFA | 34 76 | 112 | N Alabama | 80 73 | |
| | | | | | | 73 | H Arkansas | 59 61 | 163 | H Abilene Christian | 75 63 | |
| | | | | | | 80 | H Little Rock | 53 63 | 182 | A Arkansas St. | 60 73 | |
| | | | | | | 89 | H Cincinnati | 50 70 | 183 | A Oral Roberts | 76 68 | |
| | | | | | | 96 | A Houston | 44 76 | 186 | H Temple | 61 75 | |
| | | | | | | | | | 196 | H Saint Louis | 86 75 | |
| | | | | | | | | | 214 | A Memphis | 56 59 | |
| | | | | | | | | | 214 | H Memphis | 46 39 | |
| | | | | | | | | | 217 | A East Carolina | 75 55 | |
| | | | | | | | | | 233 | H Stetson | 55 54 | |
| | | | | | | | | | 263 | H Wichita St. | 63 49 | |
| | | | | | | | | | 279 | H UTEP | 66 45 | |
| LAST 12 Division I GAMES: | | | | | | | | | | | | |
| 214 | A Memphis | 56 59 | 17 | A Arizona St. | 52 70 | | | | | | | |
| 186 | H Temple | 61 75 | 214 | H Memphis | 46 39 | | | | | | | |
| 96 | A Houston | 44 76 | 263 | H Wichita St. | 63 49 | | | | | | | |
| 89 | H Cincinnati | 50 70 | 279 | H UTEP | 66 45 | | | | | | | |
| 14 | A UCF | 44 60 | 73 | H Arkansas | 59 61 | | | | | | | |
| 217 | A East Carolina | 75 55 | 80 | H Little Rock | 53 63 | | | | | | | |

Non-Div I Games:

Tulsa

 Loss,
 Non-Conf,
 S Site,
 H Home
 A Away
N Neutral

| | | | | | | | | | | |
|-------------------|----------|-----------|----------------|------------|-------------|---------------|------|------|-------|-----------|
| Average RPI Win: | 247 | WON-LOST | WINNING | LAST 10 | STRENGTH OF | OPP. STRENGTH | TEAM | ADJ. | CONF. | ADJ CONF. |
| Average RPI Loss: | 78 | RECORD | PCT. RANK | GAMES | SCHEDULE | OF SCHEDULE | RPI | RPI | RPI | RPI |
| DIV. I ONLY | 17- 4 | 27 | 0- 1 | 330 | 156 | 141 | 141 | 14 | 14 | |
| DIV. I NON-CONF. | 11- 1 | 13 | 0- 1 | 339 | 246 | 119 | 119 | 18 | 18 | |
| TOTALS | RPI 1-25 | RPI 26-50 | W-L RECORDS | RPI 51-100 | RPI 101-150 | RPI 150+ | | | | |
| 17- 4 | 0- 0 | 0- 1 | OVERALL | 1- 2 | 2- 0 | 14- 1 | | | | |
| 7- 2 | 0- 0 | 0- 1 | HOME | 0- 0 | 1- 0 | 6- 1 | | | | |
| 8- 1 | 0- 0 | 0- 0 | AWAY | 1- 1 | 0- 0 | 7- 0 | | | | |
| 2- 1 | 0- 0 | 0- 0 | NEUTRAL | 0- 1 | 1- 0 | 1- 0 | | | | |
| 11- 1 | 0- 0 | 0- 0 | NON-CONFERENCE | 1- 1 | 2- 0 | 8- 0 | | | | |
| 5- 0 | 0- 0 | 0- 0 | HOME | 0- 0 | 1- 0 | 4- 0 | | | | |
| 4- 0 | 0- 0 | 0- 0 | AWAY | 1- 0 | 0- 0 | 3- 0 | | | | |
| 2- 1 | 0- 0 | 0- 0 | NEUTRAL | 0- 1 | 1- 0 | 1- 0 | | | | |
| 6- 3 | 0- 0 | 0- 1 | CONFERENCE | 0- 1 | 0- 0 | 6- 1 | | | | |
| 2- 2 | 0- 0 | 0- 1 | HOME | 0- 0 | 0- 0 | 2- 1 | | | | |
| 4- 1 | 0- 0 | 0- 0 | AWAY | 0- 1 | 0- 0 | 4- 0 | | | | |
| 0- 0 | 0- 0 | 0- 0 | NEUTRAL | 0- 0 | 0- 0 | 0- 0 | | | | |

| RPI 1-25 | | | | RPI 26-50 | | | | RPI 51-100 | | | | RPI 101+ | | | | Team's RPI: 141 | |
|---------------------------|---|----------|-------|-----------|---|----------------|-------|------------|---|----------------|-------|----------|---|-----------------|-------|-----------------|--|
| RPI | S | Opponent | Score | RPI | S | Opponent | Score | RPI | S | Opponent | Score | RPI | S | Opponent | Score | | |
| | | | | 38 | H | Rice | 43 55 | 57 | N | Tennessee | 69 73 | 139 | H | Appalachian St. | 80 61 | | |
| | | | | | | | | 59 | A | Middle Tenn. | 44 60 | 145 | N | Oklahoma | 89 84 | | |
| | | | | | | | | 87 | A | FGCU | 62 60 | 157 | H | Louisiana Tech | 68 73 | | |
| | | | | | | | | | | | | 177 | H | North Texas | 70 60 | | |
| | | | | | | | | | | | | 185 | H | Southern Miss. | 71 60 | | |
| | | | | | | | | | | | | 214 | H | Memphis | 85 54 | | |
| | | | | | | | | | | | | 218 | A | Alabama St. | 62 47 | | |
| | | | | | | | | | | | | 259 | A | Samford | 66 41 | | |
| | | | | | | | | | | | | 274 | A | UTSA | 59 42 | | |
| | | | | | | | | | | | | 279 | A | UTEP | 74 48 | | |
| | | | | | | | | | | | | 288 | A | Fla. Atlantic | 89 64 | | |
| | | | | | | | | | | | | 300 | H | Alabama A&M | 82 47 | | |
| | | | | | | | | | | | | 312 | H | McNeese | 91 48 | | |
| | | | | | | | | | | | | 314 | A | FIU | 83 59 | | |
| | | | | | | | | | | | | 317 | N | Coppin St. | 86 61 | | |
| | | | | | | | | | | | | 346 | A | Chicago St. | 90 45 | | |
| | | | | | | | | | | | | 350 | H | Alcorn | 80 53 | | |
| LAST 12 Division I GAMES: | | | | | | | | | | | | | | | | | |
| | | | | 59 | A | Middle Tenn. | 44 60 | 57 | N | Tennessee | 69 73 | | | | | | |
| | | | | 38 | H | Rice | 43 55 | 157 | H | Louisiana Tech | 68 73 | | | | | | |
| | | | | 177 | H | North Texas | 70 60 | 314 | A | FIU | 83 59 | | | | | | |
| | | | | 274 | A | UTSA | 59 42 | 288 | A | Fla. Atlantic | 89 64 | | | | | | |
| | | | | 279 | A | UTEP | 74 48 | 87 | A | FGCU | 62 60 | | | | | | |
| | | | | 185 | H | Southern Miss. | 71 60 | 317 | N | Coppin St. | 86 61 | | | | | | |

Non-Div I Games: Ala.-Huntsville 83 58

UAB

■ Loss,
 ■ Non-Conf,
 ■ S Site,
 ■ Home
 ■ A Away
 N Neutral

| | | | | | | | | | | |
|-------------------|----------|-----------|----------------|------------|-------------|---------------|------|------|-------|-----------|
| Average RPI Win: | 203 | WON-LOST | WINNING | LAST 10 | STRENGTH OF | OPP. STRENGTH | TEAM | ADJ. | CONF. | ADJ CONF. |
| Average RPI Loss: | 128 | RECORD | PCT. RANK | GAMES | SCHEDULE | OF SCHEDULE | RPI | RPI | RPI | RPI |
| DIV. I ONLY | 14- 6 | 69 | 0- 1 | 166 | 147 | 78 | 78 | 21 | 21 | |
| DIV. I NON-CONF. | 7- 5 | 132 | 0- 1 | 211 | 59 | 116 | 116 | 21 | 21 | |
| TOTALS | RPI 1-25 | RPI 26-50 | W-L RECORDS | RPI 51-100 | RPI 101-150 | RPI 150+ | | | | |
| 14- 6 | 0- 1 | 0- 0 | OVERALL | 1- 1 | 3- 2 | 10- 2 | | | | |
| 7- 1 | 0- 0 | 0- 0 | HOME | 1- 1 | 1- 0 | 5- 0 | | | | |
| 6- 5 | 0- 1 | 0- 0 | AWAY | 0- 0 | 2- 2 | 4- 2 | | | | |
| 1- 0 | 0- 0 | 0- 0 | NEUTRAL | 0- 0 | 0- 0 | 1- 0 | | | | |
| 7- 5 | 0- 1 | 0- 0 | NON-CONFERENCE | 1- 1 | 1- 2 | 5- 1 | | | | |
| 3- 1 | 0- 0 | 0- 0 | HOME | 1- 1 | 0- 0 | 2- 0 | | | | |
| 3- 4 | 0- 1 | 0- 0 | AWAY | 0- 0 | 1- 2 | 2- 1 | | | | |
| 1- 0 | 0- 0 | 0- 0 | NEUTRAL | 0- 0 | 0- 0 | 1- 0 | | | | |
| 7- 1 | 0- 0 | 0- 0 | CONFERENCE | 0- 0 | 2- 0 | 5- 1 | | | | |
| 4- 0 | 0- 0 | 0- 0 | HOME | 0- 0 | 1- 0 | 3- 0 | | | | |
| 3- 1 | 0- 0 | 0- 0 | AWAY | 0- 0 | 1- 0 | 2- 1 | | | | |
| 0- 0 | 0- 0 | 0- 0 | NEUTRAL | 0- 0 | 0- 0 | 0- 0 | | | | |

| RPI 1-25 | | | | RPI 26-50 | | | | RPI 51-100 | | | | Team's RPI: 78 | RPI 101+ | | | |
|---------------------------|---|-------------------|-------|-----------|---|-------------------|-------|------------|---|-------------------|-------|----------------|----------|---|-------------------|--------|
| RPI | S | Opponent | Score | RPI | S | Opponent | Score | RPI | S | Opponent | Score | | RPI | S | Opponent | Score |
| 5 | A | Stanford | 43 71 | | | | | 52 | H | Saint Mary's (CA) | 76 74 | | 111 | A | Loyola Marymount | 53 60 |
| | | | | | | | | 79 | H | Pacific | 80 83 | | 123 | A | Washington St. | 75 62 |
| | | | | | | | | | | | | | 144 | A | CSUN | 60 49 |
| | | | | | | | | | | | | | 144 | H | CSUN | 70 54 |
| | | | | | | | | | | | | | 146 | A | Montana | 56 62 |
| | | | | | | | | | | | | | 152 | H | UC Irvine | 80 57 |
| | | | | | | | | | | | | | 164 | A | Portland St. | 50 65 |
| | | | | | | | | | | | | | 170 | A | UC Riverside | 67 59 |
| | | | | | | | | | | | | | 228 | A | San Francisco | 70 68 |
| | | | | | | | | | | | | | 235 | A | Sacramento St. | 109 60 |
| | | | | | | | | | | | | | 241 | N | Nevada | 84 68 |
| | | | | | | | | | | | | | 248 | H | Long Beach St. | 70 50 |
| | | | | | | | | | | | | | 255 | A | Cal St. Fullerton | 75 39 |
| | | | | | | | | | | | | | 255 | H | Cal St. Fullerton | 75 51 |
| | | | | | | | | | | | | | 257 | H | Southern Utah | 68 45 |
| | | | | | | | | | | | | | 264 | A | Hawaii | 60 65 |
| | | | | | | | | | | | | | 341 | H | Seattle U | 76 59 |
| LAST 12 Division I GAMES: | | | | | | | | | | | | | | | | |
| 144 | H | CSUN | 70 54 | 146 | A | Montana | 56 62 | | | | | | | | | |
| 248 | H | Long Beach St. | 70 50 | 264 | A | Hawaii | 60 65 | | | | | | | | | |
| 255 | A | Cal St. Fullerton | 75 39 | 170 | A | UC Riverside | 67 59 | | | | | | | | | |
| 144 | A | CSUN | 60 49 | 52 | H | Saint Mary's (CA) | 76 74 | | | | | | | | | |
| 152 | H | UC Irvine | 80 57 | 228 | A | San Francisco | 70 68 | | | | | | | | | |
| 255 | H | Cal St. Fullerton | 75 51 | 341 | H | Seattle U | 76 59 | | | | | | | | | |

Non-Div I Games: Dominican (CA) 92 42

UC Davis

■ Loss,
 ■ Non-Conf,
 ■ S Site,
 ■ H Home
 ■ A Away
 N Neutral

| | | | | | | | | | | |
|-------------------|----------|-----------|----------------|------------|-------------|---------------|------|------|-------|-----------|
| Average RPI Win: | 258 | WON-LOST | WINNING | LAST 10 | STRENGTH OF | OPP. STRENGTH | TEAM | ADJ. | CONF. | ADJ CONF. |
| Average RPI Loss: | 126 | RECORD | PCT. RANK | GAMES | SCHEDULE | OF SCHEDULE | RPI | RPI | RPI | RPI |
| DIV. I ONLY | 13- 4 | 44 | 1- 0 | 336 | 232 | 152 | 152 | 21 | 21 | |
| DIV. I NON-CONF. | 9- 2 | 43 | 0- 0 | 313 | 254 | 147 | 147 | 21 | 21 | |
| TOTALS | RPI 1-25 | RPI 26-50 | W-L RECORDS | RPI 51-100 | RPI 101-150 | RPI 150+ | | | | |
| 13- 4 | 0- 1 | 0- 0 | OVERALL | 0- 1 | 1- 0 | 12- 2 | | | | |
| 7- 1 | 0- 0 | 0- 0 | HOME | 0- 0 | 1- 0 | 6- 1 | | | | |
| 4- 3 | 0- 1 | 0- 0 | AWAY | 0- 1 | 0- 0 | 4- 1 | | | | |
| 2- 0 | 0- 0 | 0- 0 | NEUTRAL | 0- 0 | 0- 0 | 2- 0 | | | | |
| 9- 2 | 0- 1 | 0- 0 | NON-CONFERENCE | 0- 0 | 0- 0 | 9- 1 | | | | |
| 4- 1 | 0- 0 | 0- 0 | HOME | 0- 0 | 0- 0 | 4- 1 | | | | |
| 3- 1 | 0- 1 | 0- 0 | AWAY | 0- 0 | 0- 0 | 3- 0 | | | | |
| 2- 0 | 0- 0 | 0- 0 | NEUTRAL | 0- 0 | 0- 0 | 2- 0 | | | | |
| 4- 2 | 0- 0 | 0- 0 | CONFERENCE | 0- 1 | 1- 0 | 3- 1 | | | | |
| 3- 0 | 0- 0 | 0- 0 | HOME | 0- 0 | 1- 0 | 2- 0 | | | | |
| 1- 2 | 0- 0 | 0- 0 | AWAY | 0- 1 | 0- 0 | 1- 1 | | | | |
| 0- 0 | 0- 0 | 0- 0 | NEUTRAL | 0- 0 | 0- 0 | 0- 0 | | | | |

| RPI 1-25 | | | | RPI 26-50 | | | | RPI 51-100 | | | | RPI 101+ Team's RPI: 152 | | | |
|---------------------------|---|--------------|--------|-----------|---|------------------|--------|------------|---|----------|-------|--------------------------|---|------------------|-------|
| RPI | S | Opponent | Score | RPI | S | Opponent | Score | RPI | S | Opponent | Score | RPI | S | Opponent | Score |
| 4 | A | Oregon | 69 115 | | | | | 78 | A | UC Davis | 57 80 | 144 | H | CSUN | 65 61 |
| | | | | | | | | | | | | 164 | A | Portland St. | 73 68 |
| | | | | | | | | | | | | 166 | A | Portland | 84 69 |
| | | | | | | | | | | | | 170 | A | UC Riverside | 72 88 |
| | | | | | | | | | | | | 172 | N | Indiana St. | 77 61 |
| | | | | | | | | | | | | 210 | H | UNLV | 57 55 |
| | | | | | | | | | | | | 251 | H | San Diego St. | 70 78 |
| | | | | | | | | | | | | 257 | H | Southern Utah | 75 58 |
| | | | | | | | | | | | | 277 | H | CSU Bakersfield | 85 78 |
| | | | | | | | | | | | | 305 | H | UC Santa Barbara | 74 68 |
| | | | | | | | | | | | | 322 | A | Cal Poly | 75 59 |
| | | | | | | | | | | | | 322 | H | Cal Poly | 73 57 |
| | | | | | | | | | | | | 327 | A | San Jose St. | 74 66 |
| | | | | | | | | | | | | 341 | H | Seattle U | 65 60 |
| | | | | | | | | | | | | 351 | N | LIU Brooklyn | 84 71 |
| LAST 12 Division I GAMES: | | | | | | | | | | | | | | | |
| 322 | H | Cal Poly | 73 57 | 305 | H | UC Santa Barbara | 74 68 | | | | | | | | |
| 78 | A | UC Davis | 57 80 | 4 | A | Oregon | 69 115 | | | | | | | | |
| 170 | A | UC Riverside | 72 88 | 164 | A | Portland St. | 73 68 | | | | | | | | |
| 144 | H | CSUN | 65 61 | 166 | A | Portland | 84 69 | | | | | | | | |
| 322 | A | Cal Poly | 75 59 | 251 | H | San Diego St. | 70 78 | | | | | | | | |
| 341 | H | Seattle U | 65 60 | 327 | A | San Jose St. | 74 66 | | | | | | | | |

Non-Div I Games: LIFE Pacific 105 31

UC Irvine

■ Loss,
 ■ Non-Conf, S Site,
 ■ Home
 ■ Away
 N Neutral

UC Riverside

Through Games Of Feb. 3, 2019

| | | | | | | | | | | |
|-------------------|----------|-----------|----------------|------------|-------------|---------------|------|------|-------|-----------|
| Average RPI Win: | 235 | WON-LOST | WINNING | LAST 10 | STRENGTH OF | OPP. STRENGTH | TEAM | ADJ. | CONF. | ADJ CONF. |
| Average RPI Loss: | 129 | RECORD | PCT. RANK | GAMES | SCHEDULE | OF SCHEDULE | RPI | RPI | RPI | RPI |
| DIV. I ONLY | 10- 11 | 177 | 1- 0 | 172 | 174 | 170 | 170 | 21 | 21 | |
| DIV. I NON-CONF. | 6- 8 | 199 | 1- 0 | 135 | 163 | 162 | 162 | 21 | 21 | |
| TOTALS | RPI 1-25 | RPI 26-50 | W-L RECORDS | RPI 51-100 | RPI 101-150 | RPI 150+ | | | | |
| 10- 11 | 0- 2 | 0- 1 | OVERALL | 0- 3 | 0- 1 | 10- 4 | | | | |
| 5- 2 | 0- 0 | 0- 0 | HOME | 0- 1 | 0- 0 | 5- 1 | | | | |
| 4- 6 | 0- 0 | 0- 1 | AWAY | 0- 2 | 0- 1 | 4- 2 | | | | |
| 1- 3 | 0- 2 | 0- 0 | NEUTRAL | 0- 0 | 0- 0 | 1- 1 | | | | |
| 6- 8 | 0- 2 | 0- 1 | NON-CONFERENCE | 0- 2 | 0- 0 | 6- 3 | | | | |
| 3- 0 | 0- 0 | 0- 0 | HOME | 0- 0 | 0- 0 | 3- 0 | | | | |
| 2- 5 | 0- 0 | 0- 1 | AWAY | 0- 2 | 0- 0 | 2- 2 | | | | |
| 1- 3 | 0- 2 | 0- 0 | NEUTRAL | 0- 0 | 0- 0 | 1- 1 | | | | |
| 4- 3 | 0- 0 | 0- 0 | CONFERENCE | 0- 1 | 0- 1 | 4- 1 | | | | |
| 2- 2 | 0- 0 | 0- 0 | HOME | 0- 1 | 0- 0 | 2- 1 | | | | |
| 2- 1 | 0- 0 | 0- 0 | AWAY | 0- 0 | 0- 1 | 2- 0 | | | | |
| 0- 0 | 0- 0 | 0- 0 | NEUTRAL | 0- 0 | 0- 0 | 0- 0 | | | | |

| RPI 1-25 | | | | RPI 26-50 | | | | RPI 51-100 | | | | RPI 101+ Team's RPI: 170 | | | |
|---------------------------|---|------------------|-------|-----------|---|-----------------|-------|------------|---|---------------------|-------|--------------------------|---|--------------------|-------|
| RPI | S | Opponent | Score | RPI | S | Opponent | Score | RPI | S | Opponent | Score | RPI | S | Opponent | Score |
| 4 | N | Oregon | 44 94 | 34 | A | BYU | 70 72 | 53 | A | Southern California | 55 73 | 144 | A | CSUN | 56 69 |
| 20 | N | Texas A&M | 63 70 | | | | | 78 | H | UC Davis | 59 67 | 152 | H | UC Irvine | 88 72 |
| | | | | | | | | 86 | A | Oklahoma St. | 51 76 | 159 | H | New Mexico St. | 65 64 |
| | | | | | | | | | | | | 187 | H | Coastal Caro. | 62 43 |
| | | | | | | | | | | | | 193 | N | Milwaukee | 54 56 |
| | | | | | | | | | | | | 197 | N | Eastern Wash. | 57 45 |
| | | | | | | | | | | | | 248 | A | Long Beach St. | 73 59 |
| | | | | | | | | | | | | 248 | H | Long Beach St. | 45 63 |
| | | | | | | | | | | | | 257 | H | Southern Utah | 56 50 |
| | | | | | | | | | | | | 264 | A | Hawaii | 60 55 |
| | | | | | | | | | | | | 269 | A | Utah Valley | 53 56 |
| | | | | | | | | | | | | 277 | A | CSU Bakersfield | 79 67 |
| | | | | | | | | | | | | 287 | A | California Baptist | 57 65 |
| | | | | | | | | | | | | 305 | H | UC Santa Barbara | 73 60 |
| | | | | | | | | | | | | 307 | A | Weber St. | 71 39 |
| LAST 12 Division I GAMES: | | | | | | | | | | | | | | | |
| 305 | H | UC Santa Barbara | 73 60 | 257 | H | Southern Utah | 56 50 | | | | | | | | |
| 264 | A | Hawaii | 60 55 | 78 | H | UC Davis | 59 67 | | | | | | | | |
| 248 | A | Long Beach St. | 73 59 | 277 | A | CSU Bakersfield | 79 67 | | | | | | | | |
| 144 | A | CSUN | 56 69 | 159 | H | New Mexico St. | 65 64 | | | | | | | | |
| 152 | H | UC Irvine | 88 72 | 269 | A | Utah Valley | 53 56 | | | | | | | | |
| 248 | H | Long Beach St. | 45 63 | 307 | A | Weber St. | 71 39 | | | | | | | | |

Non-Div I Games:

UC Riverside

■ Loss,
■ Non-Conf,
■ S Site,
■ H Home
■ A Away
N Neutral

| | | | | | | | | | | |
|-------------------|----------|-----------|----------------|------------|-------------|---------------|------|------|-------|-----------|
| Average RPI Win: | 266 | WON-LOST | WINNING | LAST 10 | STRENGTH OF | OPP. STRENGTH | TEAM | ADJ. | CONF. | ADJ CONF. |
| Average RPI Loss: | 177 | RECORD | PCT. RANK | GAMES | SCHEDULE | OF SCHEDULE | RPI | RPI | RPI | RPI |
| DIV. I ONLY | 4- 16 | 313 | 1- 0 | 222 | 249 | 305 | 305 | 21 | 21 | |
| DIV. I NON-CONF. | 3- 10 | 278 | 1- 0 | 186 | 238 | 280 | 280 | 21 | 21 | |
| TOTALS | RPI 1-25 | RPI 26-50 | W-L RECORDS | RPI 51-100 | RPI 101-150 | RPI 150+ | | | | |
| 4- 16 | 0- 0 | 0- 1 | OVERALL | 0- 3 | 0- 2 | 4- 10 | | | | |
| 2- 7 | 0- 0 | 0- 0 | HOME | 0- 1 | 0- 1 | 2- 5 | | | | |
| 1- 9 | 0- 0 | 0- 1 | AWAY | 0- 2 | 0- 1 | 1- 5 | | | | |
| 1- 0 | 0- 0 | 0- 0 | NEUTRAL | 0- 0 | 0- 0 | 1- 0 | | | | |
| 3- 10 | 0- 0 | 0- 1 | NON-CONFERENCE | 0- 3 | 0- 1 | 3- 5 | | | | |
| 1- 5 | 0- 0 | 0- 0 | HOME | 0- 1 | 0- 1 | 1- 3 | | | | |
| 1- 5 | 0- 0 | 0- 1 | AWAY | 0- 2 | 0- 0 | 1- 2 | | | | |
| 1- 0 | 0- 0 | 0- 0 | NEUTRAL | 0- 0 | 0- 0 | 1- 0 | | | | |
| 1- 6 | 0- 0 | 0- 0 | CONFERENCE | 0- 0 | 0- 1 | 1- 5 | | | | |
| 1- 2 | 0- 0 | 0- 0 | HOME | 0- 0 | 0- 0 | 1- 2 | | | | |
| 0- 4 | 0- 0 | 0- 0 | AWAY | 0- 0 | 0- 1 | 0- 3 | | | | |
| 0- 0 | 0- 0 | 0- 0 | NEUTRAL | 0- 0 | 0- 0 | 0- 0 | | | | |

| RPI 1-25 | | | RPI 26-50 | | | RPI 51-100 | | | RPI 101+ Team's RPI: 305 | | |
|---------------------------|---|-------------------|-----------|-----|---|--------------------|-------|-----|--------------------------|---------------------|-------|
| RPI | S | Opponent | Score | RPI | S | Opponent | Score | RPI | S | Opponent | Score |
| | | | | 26 | A | California | 45 69 | 52 | H | Saint Mary's (CA) | 55 80 |
| | | | | | | | | 53 | A | Southern California | 39 82 |
| | | | | | | | | 79 | A | Pacific | 53 69 |
| | | | | | | | | | | Loyola Marymount | 57 70 |
| | | | | | | | | 144 | A | CSUN | 65 73 |
| | | | | | | | | 152 | A | UC Irvine | 68 74 |
| | | | | | | | | 159 | H | New Mexico St. | 73 81 |
| | | | | | | | | 170 | A | UC Riverside | 60 73 |
| | | | | | | | | 210 | A | UNLV | 51 69 |
| | | | | | | | | 226 | N | Dartmouth | 62 56 |
| | | | | | | | | 248 | H | Long Beach St. | 60 54 |
| | | | | | | | | 251 | A | San Diego St. | 63 58 |
| | | | | | | | | 255 | H | Cal St. Fullerton | 52 59 |
| | | | | | | | | 264 | H | Hawaii | 35 47 |
| | | | | | | | | 269 | A | Utah Valley | 54 63 |
| | | | | | | | | 277 | H | CSU Bakersfield | 48 56 |
| | | | | | | | | 287 | H | California Baptist | 64 76 |
| | | | | | | | | 322 | A | Cal Poly | 67 75 |
| | | | | | | | | 340 | H | Grand Canyon | 66 55 |
| LAST 12 Division I GAMES: | | | | | | | | | | | |
| 170 | A | UC Riverside | 60 73 | 226 | N | Dartmouth | 62 56 | | | | |
| 152 | A | UC Irvine | 68 74 | 144 | A | CSUN | 65 73 | | | | |
| 264 | H | Hawaii | 35 47 | 159 | H | New Mexico St. | 73 81 | | | | |
| 255 | H | Cal St. Fullerton | 52 59 | 251 | A | San Diego St. | 63 58 | | | | |
| 248 | H | Long Beach St. | 60 54 | 287 | H | California Baptist | 64 76 | | | | |
| 322 | A | Cal Poly | 67 75 | 26 | A | California | 45 69 | | | | |

Non-Div I Games:

UC Santa Barbara

■ Loss,
■ Non-Conf,
■ S Site,
■ H Home
■ A Away
N Neutral

| | | | | | | | | | | |
|-------------------|----------|-----------|----------------|------------|-------------|---------------|------|------|-------|-----------|
| Average RPI Win: | 153 | WON-LOST | WINNING | LAST 10 | STRENGTH OF | OPP. STRENGTH | TEAM | ADJ. | CONF. | ADJ CONF. |
| Average RPI Loss: | 12 | RECORD | PCT. RANK | GAMES | SCHEDULE | OF SCHEDULE | RPI | RPI | RPI | RPI |
| DIV. I ONLY | 19- 3 | 12 | 1- 0 | 57 | 67 | 14 | 14 | 9 | 9 | |
| DIV. I NON-CONF. | 11- 2 | 31 | 0- 0 | 49 | 36 | 15 | 15 | 9 | 9 | |
| TOTALS | RPI 1-25 | RPI 26-50 | W-L RECORDS | RPI 51-100 | RPI 101-150 | RPI 150+ | | | | |
| 19- 3 | 0- 3 | 1- 0 | OVERALL | 4- 0 | 3- 0 | 11- 0 | | | | |
| 9- 0 | 0- 0 | 1- 0 | HOME | 3- 0 | 1- 0 | 4- 0 | | | | |
| 9- 2 | 0- 2 | 0- 0 | AWAY | 1- 0 | 2- 0 | 6- 0 | | | | |
| 1- 1 | 0- 1 | 0- 0 | NEUTRAL | 0- 0 | 0- 0 | 1- 0 | | | | |
| 11- 2 | 0- 2 | 1- 0 | NON-CONFERENCE | 2- 0 | 3- 0 | 5- 0 | | | | |
| 4- 0 | 0- 0 | 1- 0 | HOME | 1- 0 | 1- 0 | 1- 0 | | | | |
| 6- 1 | 0- 1 | 0- 0 | AWAY | 1- 0 | 2- 0 | 3- 0 | | | | |
| 1- 1 | 0- 1 | 0- 0 | NEUTRAL | 0- 0 | 0- 0 | 1- 0 | | | | |
| 8- 1 | 0- 1 | 0- 0 | CONFERENCE | 2- 0 | 0- 0 | 6- 0 | | | | |
| 5- 0 | 0- 0 | 0- 0 | HOME | 2- 0 | 0- 0 | 3- 0 | | | | |
| 3- 1 | 0- 1 | 0- 0 | AWAY | 0- 0 | 0- 0 | 3- 0 | | | | |
| 0- 0 | 0- 0 | 0- 0 | NEUTRAL | 0- 0 | 0- 0 | 0- 0 | | | | |

| RPI 1-25 | | | | Team's RPI: 14 | RPI 26-50 | | | | RPI 51-100 | | | | RPI 101+ | | | |
|---------------------------|---|---------------|-------|----------------|-----------|---|---------------|-------|------------|---|------------|-------|----------|---|---------------|-------|
| RPI | S | Opponent | Score | | RPI | S | Opponent | Score | RPI | S | Opponent | Score | RPI | S | Opponent | Score |
| 6 | A | UConn | 57 | 93 | 43 | H | Villanova | 71 56 | 60 | A | Quinnipiac | 47 45 | 122 | A | Pittsburgh | 61 58 |
| 10 | N | Syracuse | 52 | 57 | | | | | 79 | H | Pacific | 64 57 | 130 | H | Chattanooga | 75 37 |
| 21 | A | Central Mich. | 68 | 75 | | | | | 89 | H | Cincinnati | 56 55 | 148 | A | Duquesne | 71 63 |
| | | | | | | | | | 96 | H | Houston | 58 56 | 151 | A | South Fla. | 62 49 |
| | | | | | | | | | | | | | 151 | H | South Fla. | 66 63 |
| | | | | | | | | | | | | | 155 | A | Mercer | 76 42 |
| | | | | | | | | | | | | | 161 | A | Delaware | 71 60 |
| | | | | | | | | | | | | | 162 | H | Tulsa | 60 44 |
| | | | | | | | | | | | | | 204 | H | SMU | 55 43 |
| | | | | | | | | | | | | | 214 | A | Memphis | 68 55 |
| | | | | | | | | | | | | | 217 | A | East Carolina | 61 58 |
| | | | | | | | | | | | | | 225 | N | Liberty | 53 45 |
| | | | | | | | | | | | | | 233 | A | Stetson | 78 55 |
| | | | | | | | | | | | | | 261 | H | Richmond | 70 48 |
| LAST 12 Division I GAMES: | | | | | | | | | | | | | | | | |
| | | | | | 96 | H | Houston | 58 56 | | | | | 151 | H | South Fla. | 66 63 |
| | | | | | 6 | A | UConn | 57 93 | | | | | 151 | A | South Fla. | 62 49 |
| | | | | | 217 | A | East Carolina | 61 58 | | | | | 214 | A | Memphis | 68 55 |
| | | | | | 204 | H | SMU | 55 43 | | | | | 60 | A | Quinnipiac | 47 45 |
| | | | | | 162 | H | Tulsa | 60 44 | | | | | 10 | N | Syracuse | 52 57 |
| | | | | | 89 | H | Cincinnati | 56 55 | | | | | 225 | N | Liberty | 53 45 |

Non-Div I Games:

UCF

■ Loss,
 ■ Non-Conf,
 S Site,
 ■ Home
 ■ Away
 N Neutral

| | | | | | | | | | | |
|-------------------|----------|-----------|----------------|------------|-------------|---------------|------|------|-------|-----------|
| Average RPI Win: | 119 | WON-LOST | WINNING | LAST 10 | STRENGTH OF | OPP. STRENGTH | TEAM | ADJ. | CONF. | ADJ CONF. |
| Average RPI Loss: | 49 | RECORD | PCT. RANK | GAMES | SCHEDULE | OF SCHEDULE | RPI | RPI | RPI | RPI |
| DIV. I ONLY | 13- 9 | 122 | 1- 0 | 20 | 12 | 49 | 49 | 2 | 2 | |
| DIV. I NON-CONF. | 7- 5 | 132 | 0- 0 | 54 | 54 | 98 | 98 | 2 | 2 | |
| TOTALS | RPI 1-25 | RPI 26-50 | W-L RECORDS | RPI 51-100 | RPI 101-150 | RPI 150+ | | | | |
| 13- 9 | 1- 3 | 2- 3 | OVERALL | 3- 1 | 5- 1 | 2- 1 | | | | |
| 8- 4 | 0- 1 | 1- 2 | HOME | 1- 1 | 5- 0 | 1- 0 | | | | |
| 5- 2 | 1- 1 | 1- 0 | AWAY | 2- 0 | 0- 1 | 1- 0 | | | | |
| 0- 3 | 0- 1 | 0- 1 | NEUTRAL | 0- 0 | 0- 0 | 0- 1 | | | | |
| 7- 5 | 0- 1 | 1- 2 | NON-CONFERENCE | 1- 0 | 3- 1 | 2- 1 | | | | |
| 6- 1 | 0- 0 | 1- 1 | HOME | 1- 0 | 3- 0 | 1- 0 | | | | |
| 1- 1 | 0- 0 | 0- 0 | AWAY | 0- 0 | 0- 1 | 1- 0 | | | | |
| 0- 3 | 0- 1 | 0- 1 | NEUTRAL | 0- 0 | 0- 0 | 0- 1 | | | | |
| 6- 4 | 1- 2 | 1- 1 | CONFERENCE | 2- 1 | 2- 0 | 0- 0 | | | | |
| 2- 3 | 0- 1 | 0- 1 | HOME | 0- 1 | 2- 0 | 0- 0 | | | | |
| 4- 1 | 1- 1 | 1- 0 | AWAY | 2- 0 | 0- 0 | 0- 0 | | | | |
| 0- 0 | 0- 0 | 0- 0 | NEUTRAL | 0- 0 | 0- 0 | 0- 0 | | | | |

| RPI 1-25 | | | | RPI 26-50 | | | | Team's RPI: 49 | | | | RPI 51-100 | | | | RPI 101+ | | | |
|---------------------------|---|---------------------|-------|-----------|---|---------------------|-------|----------------|---|---------------------|-------|------------|---|------------------|-------|----------|---|----------|-------|
| RPI | S | Opponent | Score | RPI | S | Opponent | Score | RPI | S | Opponent | Score | RPI | S | Opponent | Score | RPI | S | Opponent | Score |
| 4 | H | Oregon | 52 72 | 26 | A | California | 84 79 | 53 | A | Southern California | 72 65 | 106 | H | Seton Hall | 78 62 | | | | |
| 5 | A | Stanford | 80 86 | 31 | H | Oregon St. | 73 83 | 53 | H | Southern California | 67 72 | 110 | H | Georgia | 80 69 | | | | |
| 17 | A | Arizona St. | 61 59 | 32 | H | Indiana | 65 67 | 72 | A | Arizona | 98 93 | 111 | A | Loyola Marymount | 63 69 | | | | |
| 22 | N | North Carolina | 49 83 | 33 | N | Kentucky | 74 75 | 86 | H | Oklahoma St. | 71 59 | 123 | H | Washington St. | 83 56 | | | | |
| | | | | 38 | H | Rice | 59 50 | | | | | 128 | H | Fresno St. | 89 80 | | | | |
| | | | | | | | | | | | | 136 | H | Washington | 76 60 | | | | |
| | | | | | | | | | | | | 151 | N | South Fla. | 56 60 | | | | |
| | | | | | | | | | | | | 322 | H | Cal Poly | 81 35 | | | | |
| | | | | | | | | | | | | 333 | A | UIC | 78 47 | | | | |
| LAST 12 Division I GAMES: | | | | | | | | | | | | | | | | | | | |
| 123 | H | Washington St. | 83 56 | 136 | H | Washington | 76 60 | | | | | | | | | | | | |
| 72 | A | Arizona | 98 93 | 5 | A | Stanford | 80 86 | | | | | | | | | | | | |
| 17 | A | Arizona St. | 61 59 | 26 | A | California | 84 79 | | | | | | | | | | | | |
| 53 | H | Southern California | 67 72 | 53 | A | Southern California | 72 65 | | | | | | | | | | | | |
| 4 | H | Oregon | 52 72 | 322 | H | Cal Poly | 81 35 | | | | | | | | | | | | |
| 31 | H | Oregon St. | 73 83 | 333 | A | UIC | 78 47 | | | | | | | | | | | | |

Non-Div I Games:

UCLA

■ Loss,
■ Non-Conf, S Site,
■ Home
■ Away
N Neutral

| | | | | | | | | | | |
|-------------------|----------|-----------|----------------|------------|-------------|---------------|------|------|-------|-----------|
| Average RPI Win: | 111 | WON-LOST | WINNING | LAST 10 | STRENGTH OF | OPP. STRENGTH | TEAM | ADJ. | CONF. | ADJ CONF. |
| Average RPI Loss: | 3 | RECORD | PCT. RANK | GAMES | SCHEDULE | OF SCHEDULE | RPI | RPI | RPI | RPI |
| DIV. I ONLY | 19- 2 | 8 | 1- 0 | 32 | 3 | 6 | 6 | 9 | 9 | |
| DIV. I NON-CONF. | 11- 2 | 31 | 0- 0 | 29 | 1 | 8 | 8 | 9 | 9 | |
| TOTALS | RPI 1-25 | RPI 26-50 | W-L RECORDS | RPI 51-100 | RPI 101-150 | RPI 150+ | | | | |
| 19- 2 | 2- 2 | 3- 0 | OVERALL | 3- 0 | 5- 0 | 6- 0 | | | | |
| 7- 0 | 1- 0 | 1- 0 | HOME | 1- 0 | 2- 0 | 2- 0 | | | | |
| 8- 2 | 1- 2 | 1- 0 | AWAY | 2- 0 | 2- 0 | 2- 0 | | | | |
| 4- 0 | 0- 0 | 1- 0 | NEUTRAL | 0- 0 | 1- 0 | 2- 0 | | | | |
| 11- 2 | 1- 2 | 3- 0 | NON-CONFERENCE | 0- 0 | 4- 0 | 3- 0 | | | | |
| 3- 0 | 0- 0 | 1- 0 | HOME | 0- 0 | 2- 0 | 0- 0 | | | | |
| 4- 2 | 1- 2 | 1- 0 | AWAY | 0- 0 | 1- 0 | 1- 0 | | | | |
| 4- 0 | 0- 0 | 1- 0 | NEUTRAL | 0- 0 | 1- 0 | 2- 0 | | | | |
| 8- 0 | 1- 0 | 0- 0 | CONFERENCE | 3- 0 | 1- 0 | 3- 0 | | | | |
| 4- 0 | 1- 0 | 0- 0 | HOME | 1- 0 | 0- 0 | 2- 0 | | | | |
| 4- 0 | 0- 0 | 0- 0 | AWAY | 2- 0 | 1- 0 | 1- 0 | | | | |
| 0- 0 | 0- 0 | 0- 0 | NEUTRAL | 0- 0 | 0- 0 | 0- 0 | | | | |

| RPI | S | Opponent | Score | RPI | S | Opponent | Score | RPI | S | Opponent | Score | RPI | S | Opponent | Score |
|---------------------------|---|------------|-------|-----|---|------------|-------|-----|---|------------|-------|-----|---|-----------------|-------|
| 1 | A | Notre Dame | 89 71 | 26 | A | California | 76 66 | 89 | A | Cincinnati | 65 55 | 106 | H | Seton Hall | 99 61 |
| 2 | A | Baylor | 57 68 | 37 | H | DePaul | 99 63 | 89 | H | Cincinnati | 82 38 | 109 | H | Ohio St. | 85 53 |
| 3 | A | Louisville | 69 78 | 44 | N | Purdue | 86 40 | 96 | A | Houston | 81 61 | 124 | A | Tulane | 75 33 |
| 14 | H | UCF | 93 57 | | | | | | | | | 125 | N | St. John's (NY) | 65 55 |
| | | | | | | | | | | | | 145 | A | Oklahoma | 72 63 |
| | | | | | | | | | | | | 151 | H | South Fla. | 63 46 |
| | | | | | | | | | | | | 171 | N | Vanderbilt | 80 42 |
| | | | | | | | | | | | | 186 | A | Temple | 88 67 |
| | | | | | | | | | | | | 196 | A | Saint Louis | 98 42 |
| | | | | | | | | | | | | 201 | N | Ole Miss | 90 50 |
| | | | | | | | | | | | | 204 | H | SMU | 79 39 |
| LAST 12 Division I GAMES: | | | | | | | | | | | | | | | |
| 3 | A | Louisville | 69 78 | 89 | A | Cincinnati | 65 55 | 2 | A | Baylor | 57 68 | 26 | A | California | 76 66 |
| 14 | H | UCF | 93 57 | 89 | H | Cincinnati | 82 38 | 96 | A | Houston | 81 61 | 124 | A | Tulane | 75 33 |
| 204 | H | SMU | 79 39 | 96 | A | Houston | 81 61 | 151 | H | South Fla. | 63 46 | 145 | A | Oklahoma | 72 63 |
| 186 | A | Temple | 88 67 | 2 | A | Baylor | 57 68 | | | | | | | | |
| 124 | A | Tulane | 75 33 | 26 | A | California | 76 66 | | | | | | | | |
| 151 | H | South Fla. | 63 46 | 145 | A | Oklahoma | 72 63 | | | | | | | | |

Non-Div I Games:

UConn

■ Loss,
 ■ Non-Conf, S Site,
 ■ Home
 ■ Away
 N Neutral

| | | | | | | | | | | |
|-------------------|----------|-----------|----------------|------------|-------------|---------------|------|------|-------|-----------|
| Average RPI Win: | 311 | WON-LOST | WINNING | LAST 10 | STRENGTH OF | OPP. STRENGTH | TEAM | ADJ. | CONF. | ADJ CONF. |
| Average RPI Loss: | 171 | RECORD | PCT. RANK | GAMES | SCHEDULE | OF SCHEDULE | RPI | RPI | RPI | RPI |
| DIV. I ONLY | 3- 19 | 331 | 0- 1 | 259 | 208 | 333 | 333 | 20 | 20 | |
| DIV. I NON-CONF. | 2- 9 | 297 | 0- 0 | 244 | 215 | 310 | 310 | 17 | 17 | |
| TOTALS | RPI 1-25 | RPI 26-50 | W-L RECORDS | RPI 51-100 | RPI 101-150 | RPI 150+ | | | | |
| 3- 19 | 0- 1 | 0- 1 | OVERALL | 0- 5 | 0- 2 | 3- 10 | | | | |
| 2- 6 | 0- 0 | 0- 1 | HOME | 0- 2 | 0- 0 | 2- 3 | | | | |
| 1- 11 | 0- 1 | 0- 0 | AWAY | 0- 3 | 0- 2 | 1- 5 | | | | |
| 0- 2 | 0- 0 | 0- 0 | NEUTRAL | 0- 0 | 0- 0 | 0- 2 | | | | |
| 2- 9 | 0- 1 | 0- 1 | NON-CONFERENCE | 0- 2 | 0- 0 | 2- 5 | | | | |
| 1- 3 | 0- 0 | 0- 1 | HOME | 0- 1 | 0- 0 | 1- 1 | | | | |
| 1- 4 | 0- 1 | 0- 0 | AWAY | 0- 1 | 0- 0 | 1- 2 | | | | |
| 0- 2 | 0- 0 | 0- 0 | NEUTRAL | 0- 0 | 0- 0 | 0- 2 | | | | |
| 1- 10 | 0- 0 | 0- 0 | CONFERENCE | 0- 3 | 0- 2 | 1- 5 | | | | |
| 1- 3 | 0- 0 | 0- 0 | HOME | 0- 1 | 0- 0 | 1- 2 | | | | |
| 0- 7 | 0- 0 | 0- 0 | AWAY | 0- 2 | 0- 2 | 0- 3 | | | | |
| 0- 0 | 0- 0 | 0- 0 | NEUTRAL | 0- 0 | 0- 0 | 0- 0 | | | | |

| RPI 1-25 | | | | RPI 26-50 | | | | RPI 51-100 | | | | RPI 101+ Team's RPI: 333 | | | |
|---------------------------|---|-----------|-------|-----------|---|---------------|-------|------------|---|----------------|-------|--------------------------|---|----------------|-------|
| RPI | S | Opponent | Score | RPI | S | Opponent | Score | RPI | S | Opponent | Score | RPI | S | Opponent | Score |
| 7 | A | Marquette | 32 96 | 49 | H | UCLA | 47 78 | 54 | H | Miami (OH) | 56 65 | 126 | A | Youngstown St. | 29 81 |
| | | | | | | | | 69 | A | Green Bay | 32 62 | 135 | A | IUPUI | 43 71 |
| | | | | | | | | 83 | A | Wright St. | 47 72 | 172 | A | Indiana St. | 53 60 |
| | | | | | | | | 83 | H | Wright St. | 46 79 | 191 | A | Eastern Mich. | 38 52 |
| | | | | | | | | 85 | A | Northwestern | 44 87 | 193 | A | Milwaukee | 53 72 |
| | | | | | | | | | | | | 227 | H | Loyola Chicago | 60 75 |
| | | | | | | | | | | | | 270 | A | Cleveland St. | 53 71 |
| | | | | | | | | | | | | 280 | A | Northern Ky. | 44 78 |
| | | | | | | | | | | | | 280 | H | Northern Ky. | 49 67 |
| | | | | | | | | | | | | 291 | H | Valparaiso | 75 65 |
| | | | | | | | | | | | | 303 | N | Jackson St. | 57 72 |
| | | | | | | | | | | | | 304 | H | Oakland | 69 65 |
| | | | | | | | | | | | | 316 | N | Fairfield | 60 68 |
| | | | | | | | | | | | | 331 | H | Detroit Mercy | 36 42 |
| | | | | | | | | | | | | 337 | A | Evansville | 62 54 |
| LAST 12 Division I GAMES: | | | | | | | | | | | | | | | |
| | | | | 83 | A | Wright St. | 47 72 | 280 | A | Northern Ky. | 44 78 | | | | |
| | | | | 193 | A | Milwaukee | 53 72 | 270 | A | Cleveland St. | 53 71 | | | | |
| | | | | 69 | A | Green Bay | 32 62 | 126 | A | Youngstown St. | 29 81 | | | | |
| | | | | 135 | A | IUPUI | 43 71 | 83 | H | Wright St. | 46 79 | | | | |
| | | | | 331 | H | Detroit Mercy | 36 42 | 280 | H | Northern Ky. | 49 67 | | | | |
| | | | | 304 | H | Oakland | 69 65 | 303 | N | Jackson St. | 57 72 | | | | |

Non-Div I Games:

UIC

■ Loss,
 ■ Non-Conf,
 ■ S Site,
 ■ H Home
 ■ A Away
 N Neutral

| | | | | | | | | | | |
|-------------------|----------|-----------|----------------|------------|-------------|---------------|------|------|-------|-----------|
| Average RPI Win: | 303 | WON-LOST | WINNING | LAST 10 | STRENGTH OF | OPP. STRENGTH | TEAM | ADJ. | CONF. | ADJ CONF. |
| Average RPI Loss: | 177 | RECORD | PCT. RANK | GAMES | SCHEDULE | OF SCHEDULE | RPI | RPI | RPI | RPI |
| DIV. I ONLY | 5- 13 | 289 | 0- 1 | 301 | 234 | 301 | 301 | 23 | 23 | |
| DIV. I NON-CONF. | 4- 6 | 212 | 0- 0 | 303 | 224 | 274 | 274 | 25 | 25 | |
| TOTALS | RPI 1-25 | RPI 26-50 | W-L RECORDS | RPI 51-100 | RPI 101-150 | RPI 150+ | | | | |
| 5- 13 | 0- 1 | 0- 0 | OVERALL | 0- 2 | 0- 2 | 5- 8 | | | | |
| 1- 7 | 0- 0 | 0- 0 | HOME | 0- 1 | 0- 1 | 1- 5 | | | | |
| 2- 6 | 0- 1 | 0- 0 | AWAY | 0- 1 | 0- 1 | 2- 3 | | | | |
| 2- 0 | 0- 0 | 0- 0 | NEUTRAL | 0- 0 | 0- 0 | 2- 0 | | | | |
| 4- 6 | 0- 1 | 0- 0 | NON-CONFERENCE | 0- 0 | 0- 2 | 4- 3 | | | | |
| 0- 4 | 0- 0 | 0- 0 | HOME | 0- 0 | 0- 1 | 0- 3 | | | | |
| 2- 2 | 0- 1 | 0- 0 | AWAY | 0- 0 | 0- 1 | 2- 0 | | | | |
| 2- 0 | 0- 0 | 0- 0 | NEUTRAL | 0- 0 | 0- 0 | 2- 0 | | | | |
| 1- 7 | 0- 0 | 0- 0 | CONFERENCE | 0- 2 | 0- 0 | 1- 5 | | | | |
| 1- 3 | 0- 0 | 0- 0 | HOME | 0- 1 | 0- 0 | 1- 2 | | | | |
| 0- 4 | 0- 0 | 0- 0 | AWAY | 0- 1 | 0- 0 | 0- 3 | | | | |
| 0- 0 | 0- 0 | 0- 0 | NEUTRAL | 0- 0 | 0- 0 | 0- 0 | | | | |

| RPI 1-25 | | | | RPI 26-50 | | | | RPI 51-100 | | | | RPI 101+ Team's RPI: 301 | | | |
|---------------------------|---|---------------|-------|-----------|---|----------------|-------|------------|---|----------|-------|--------------------------|---|----------------|-------|
| RPI | S | Opponent | Score | RPI | S | Opponent | Score | RPI | S | Opponent | Score | RPI | S | Opponent | Score |
| 18 | A | Maryland | 61 92 | | | | | 76 | A | Maine | 44 84 | 101 | A | American | 42 64 |
| | | | | | | | | 97 | H | Hartford | 52 66 | 119 | H | Towson | 62 71 |
| | | | | | | | | | | | | 165 | A | Stony Brook | 44 57 |
| | | | | | | | | | | | | 174 | H | UMES | 67 73 |
| | | | | | | | | | | | | 236 | A | Albany (NY) | 44 64 |
| | | | | | | | | | | | | 243 | A | Binghamton | 45 67 |
| | | | | | | | | | | | | 245 | H | Mt. St. Mary's | 52 65 |
| | | | | | | | | | | | | 250 | H | Hofstra | 42 45 |
| | | | | | | | | | | | | 273 | H | Vermont | 44 58 |
| | | | | | | | | | | | | 274 | N | UTSA | 72 58 |
| | | | | | | | | | | | | 294 | N | Kennesaw St. | 57 53 |
| | | | | | | | | | | | | 302 | A | Morgan St. | 73 68 |
| | | | | | | | | | | | | 306 | H | UMass Lowell | 55 67 |
| | | | | | | | | | | | | 317 | A | Coppin St. | 57 52 |
| | | | | | | | | | | | | 328 | H | New Hampshire | 64 62 |
| LAST 12 Division I GAMES: | | | | | | | | | | | | | | | |
| 328 | H | New Hampshire | 64 62 | 165 | A | Stony Brook | 44 57 | | | | | | | | |
| 273 | H | Vermont | 44 58 | 76 | A | Maine | 44 84 | | | | | | | | |
| 236 | A | Albany (NY) | 44 64 | 174 | H | UMES | 67 73 | | | | | | | | |
| 243 | A | Binghamton | 45 67 | 302 | A | Morgan St. | 73 68 | | | | | | | | |
| 306 | H | UMass Lowell | 55 67 | 250 | H | Hofstra | 42 45 | | | | | | | | |
| 97 | H | Hartford | 52 66 | 245 | H | Mt. St. Mary's | 52 65 | | | | | | | | |

Non-Div I Games: Notre Dame (MD) 81 43 Eastern 81 42 Gettysburg 65 51

UMBC

Loss, Non-Conf, S Site, H Home A Away N Neutral

| UMES | | | | STRENGTH OF SCHEDULE | OPP. STRENGTH OF SCHEDULE | TEAM RPI | ADJ. RPI | CONF. RPI | ADJ CONF. RPI |
|-------------------|----------|--------------------|----------------------|-------------------------|------------------------------|-------------|-------------|--------------|------------------|
| Average RPI Win: | 281 | WON-LOST RECORD | WINNING PCT. RANK | | | | | | |
| Average RPI Loss: | 153 | | LAST 10 GAMES | | | | | | |
| DIV. I ONLY | 10- 10 | 160 | 1- 0 | 233 | 314 | 174 | 174 | 32 | 32 |
| DIV. I NON-CONF. | 2- 9 | 297 | 0- 0 | 200 | 103 | 248 | 248 | 32 | 32 |
| ----- | | | | | | | | | |
| TOTALS | RPI 1-25 | RPI 26-50 | W-L RECORDS | RPI 51-100 | RPI 101-150 | RPI 150+ | | | |
| 10- 10 | 0- 2 | 0- 1 | OVERALL | 0- 2 | 0- 0 | 10- 5 | | | |
| 3- 2 | 0- 1 | 0- 0 | HOME | 0- 0 | 0- 0 | 3- 1 | | | |
| 7- 8 | 0- 1 | 0- 1 | AWAY | 0- 2 | 0- 0 | 7- 4 | | | |
| 0- 0 | 0- 0 | 0- 0 | NEUTRAL | 0- 0 | 0- 0 | 0- 0 | | | |
| 2- 9 | 0- 2 | 0- 1 | NON-CONFERENCE | 0- 2 | 0- 0 | 2- 4 | | | |
| 0- 1 | 0- 1 | 0- 0 | HOME | 0- 0 | 0- 0 | 0- 0 | | | |
| 2- 8 | 0- 1 | 0- 1 | AWAY | 0- 2 | 0- 0 | 2- 4 | | | |
| 0- 0 | 0- 0 | 0- 0 | NEUTRAL | 0- 0 | 0- 0 | 0- 0 | | | |
| 8- 1 | 0- 0 | 0- 0 | CONFERENCE | 0- 0 | 0- 0 | 8- 1 | | | |
| 3- 1 | 0- 0 | 0- 0 | HOME | 0- 0 | 0- 0 | 3- 1 | | | |
| 5- 0 | 0- 0 | 0- 0 | AWAY | 0- 0 | 0- 0 | 5- 0 | | | |
| 0- 0 | 0- 0 | 0- 0 | NEUTRAL | 0- 0 | 0- 0 | 0- 0 | | | |

| RPI 1-25 | | | | RPI 26-50 | | | | RPI 51-100 | | | | RPI 101+ Team's RPI: 174 | | | |
|---------------------------|---|-----------------|-------|-----------|---|--------------------|-------|------------|---|--------------|-------|--------------------------|---|--------------------|-------|
| RPI | S | Opponent | Score | RPI | S | Opponent | Score | RPI | S | Opponent | Score | RPI | S | Opponent | Score |
| 10 | A | Syracuse | 51 96 | 27 | A | Miami (FL) | 53 71 | 93 | A | Georgetown | 55 74 | 202 | A | George Mason | 49 70 |
| 25 | H | Buffalo | 63 69 | | | | | 99 | A | Wake Forest | 67 78 | 217 | A | East Carolina | 69 84 |
| | | | | | | | | | | | | 224 | A | Howard | 80 73 |
| | | | | | | | | | | | | 224 | H | Howard | 80 72 |
| | | | | | | | | | | | | 245 | A | Mt. St. Mary's | 86 73 |
| | | | | | | | | | | | | 256 | H | N.C. A&T | 49 51 |
| | | | | | | | | | | | | 258 | A | Bethune-Cookman | 64 52 |
| | | | | | | | | | | | | 261 | A | Richmond | 55 57 |
| | | | | | | | | | | | | 268 | A | Norfolk St. | 59 43 |
| | | | | | | | | | | | | 295 | H | South Carolina St. | 63 43 |
| | | | | | | | | | | | | 301 | A | UMBC | 73 67 |
| | | | | | | | | | | | | 302 | A | Morgan St. | 73 68 |
| | | | | | | | | | | | | 342 | A | Longwood | 71 83 |
| | | | | | | | | | | | | 345 | H | N.C. Central | 59 49 |
| | | | | | | | | | | | | 348 | A | Florida A&M | 68 36 |
| LAST 12 Division I GAMES: | | | | | | | | | | | | | | | |
| 224 | A | Howard | 80 73 | 295 | H | South Carolina St. | 63 43 | 224 | H | Howard | 80 72 | 302 | A | Morgan St. | 73 68 |
| 268 | A | Norfolk St. | 59 43 | 301 | A | UMBC | 73 67 | 202 | A | George Mason | 49 70 | 245 | A | Mt. St. Mary's | 86 73 |
| 258 | A | Bethune-Cookman | 64 52 | 202 | A | George Mason | 49 70 | | | | | | | | |
| 348 | A | Florida A&M | 68 36 | 245 | A | Mt. St. Mary's | 86 73 | | | | | | | | |
| 256 | H | N.C. A&T | 49 51 | | | | | | | | | | | | |
| 345 | H | N.C. Central | 59 49 | | | | | | | | | | | | |

Non-Div I Games: Regent 72 16 Cheyney 88 39

UMES

Loss, Non-Conf, S Site, H Home A Away N Neutral

| | | | | | | | | | | |
|-------------------|----------|-----------|----------------|------------|-------------|---------------|------|------|-------|-----------|
| Average RPI Win: | 279 | WON-LOST | WINNING | LAST 10 | STRENGTH OF | OPP. STRENGTH | TEAM | ADJ. | CONF. | ADJ CONF. |
| Average RPI Loss: | 157 | RECORD | PCT. RANK | GAMES | SCHEDULE | OF SCHEDULE | RPI | RPI | RPI | RPI |
| DIV. I ONLY | 9- 10 | 187 | 0- 1 | 272 | 299 | 219 | 219 | 30 | 30 | |
| DIV. I NON-CONF. | 4- 7 | 228 | 0- 0 | 148 | 226 | 203 | 203 | 30 | 30 | |
| TOTALS | RPI 1-25 | RPI 26-50 | W-L RECORDS | RPI 51-100 | RPI 101-150 | RPI 150+ | | | | |
| 9- 10 | 0- 0 | 0- 1 | OVERALL | 0- 2 | 0- 0 | 9- 7 | | | | |
| 3- 5 | 0- 0 | 0- 0 | HOME | 0- 0 | 0- 0 | 3- 5 | | | | |
| 6- 5 | 0- 0 | 0- 1 | AWAY | 0- 2 | 0- 0 | 6- 2 | | | | |
| 0- 0 | 0- 0 | 0- 0 | NEUTRAL | 0- 0 | 0- 0 | 0- 0 | | | | |
| 4- 7 | 0- 0 | 0- 1 | NON-CONFERENCE | 0- 2 | 0- 0 | 4- 4 | | | | |
| 2- 2 | 0- 0 | 0- 0 | HOME | 0- 0 | 0- 0 | 2- 2 | | | | |
| 2- 5 | 0- 0 | 0- 1 | AWAY | 0- 2 | 0- 0 | 2- 2 | | | | |
| 0- 0 | 0- 0 | 0- 0 | NEUTRAL | 0- 0 | 0- 0 | 0- 0 | | | | |
| 5- 3 | 0- 0 | 0- 0 | CONFERENCE | 0- 0 | 0- 0 | 5- 3 | | | | |
| 1- 3 | 0- 0 | 0- 0 | HOME | 0- 0 | 0- 0 | 1- 3 | | | | |
| 4- 0 | 0- 0 | 0- 0 | AWAY | 0- 0 | 0- 0 | 4- 0 | | | | |
| 0- 0 | 0- 0 | 0- 0 | NEUTRAL | 0- 0 | 0- 0 | 0- 0 | | | | |

| RPI 1-25 | | | | RPI 26-50 | | | | RPI 51-100 | | | | RPI 101+ | | | | Team's RPI: 219 |
|---------------------------|---|----------|-------|-----------|---|--------------------|-------|------------|---|------------|-------|----------|---|--------------------|--------|-----------------|
| RPI | S | Opponent | Score | RPI | S | Opponent | Score | RPI | S | Opponent | Score | RPI | S | Opponent | Score | |
| | | | | 35 | A | Missouri | 59 66 | 58 | A | Kansas St. | 50 61 | 157 | H | Louisiana Tech | 80 70 | |
| | | | | | | | | 92 | A | Kansas | 55 67 | 159 | H | New Mexico St. | 86 90 | |
| | | | | | | | | | | | | 168 | A | Denver | 75 92 | |
| | | | | | | | | | | | | 183 | A | Oral Roberts | 64 75 | |
| | | | | | | | | | | | | 184 | H | Illinois St. | 55 62 | |
| | | | | | | | | | | | | 202 | H | George Mason | 84 91 | |
| | | | | | | | | | | | | 211 | H | UTRGV | 56 75 | |
| | | | | | | | | | | | | 227 | A | Loyola Chicago | 88 74 | |
| | | | | | | | | | | | | 234 | H | SIUE | 80 75 | |
| | | | | | | | | | | | | 269 | A | Utah Valley | 68 64 | |
| | | | | | | | | | | | | 277 | H | CSU Bakersfield | 57 67 | |
| | | | | | | | | | | | | 287 | A | California Baptist | 78 74 | |
| | | | | | | | | | | | | 309 | A | North Dakota St. | 69 59 | |
| | | | | | | | | | | | | 340 | H | Grand Canyon | 73 45 | |
| | | | | | | | | | | | | 341 | A | Seattle U | 86 62 | |
| | | | | | | | | | | | | 346 | A | Chicago St. | 111 58 | |
| LAST 12 Division I GAMES: | | | | | | | | | | | | | | | | |
| | | | | 159 | H | New Mexico St. | 86 90 | | | | | 211 | H | UTRGV | 56 75 | |
| | | | | 341 | A | Seattle U | 86 62 | | | | | 346 | A | Chicago St. | 111 58 | |
| | | | | 269 | A | Utah Valley | 68 64 | | | | | 184 | H | Illinois St. | 55 62 | |
| | | | | 340 | H | Grand Canyon | 73 45 | | | | | 157 | H | Louisiana Tech | 80 70 | |
| | | | | 277 | H | CSU Bakersfield | 57 67 | | | | | 234 | H | SIUE | 80 75 | |
| | | | | 287 | A | California Baptist | 78 74 | | | | | 227 | A | Loyola Chicago | 88 74 | |

Non-Div I Games: Peru St. 98 62 Mo.-St. Louis 92 63

UMKC

Loss, Non-Conf, S Site, H Home A Away N Neutral

| | | | | | | | | | | |
|-------------------|----------|-----------|----------------|------------|-------------|---------------|------|------|-------|-----------|
| Average RPI Win: | 290 | WON-LOST | WINNING | LAST 10 | STRENGTH OF | OPP. STRENGTH | TEAM | ADJ. | CONF. | ADJ CONF. |
| Average RPI Loss: | 199 | RECORD | PCT. RANK | GAMES | SCHEDULE | OF SCHEDULE | RPI | RPI | RPI | RPI |
| DIV. I ONLY | 5- 16 | 304 | 0- 1 | 287 | 316 | 306 | 306 | 23 | 23 | |
| DIV. I NON-CONF. | 3- 9 | 271 | 0- 0 | 285 | 338 | 305 | 305 | 25 | 25 | |
| TOTALS | RPI 1-25 | RPI 26-50 | W-L RECORDS | RPI 51-100 | RPI 101-150 | RPI 150+ | | | | |
| 5- 16 | 0- 0 | 0- 1 | OVERALL | 0- 2 | 0- 2 | 5- 11 | | | | |
| 2- 6 | 0- 0 | 0- 0 | HOME | 0- 1 | 0- 1 | 2- 4 | | | | |
| 3- 10 | 0- 0 | 0- 1 | AWAY | 0- 1 | 0- 1 | 3- 7 | | | | |
| 0- 0 | 0- 0 | 0- 0 | NEUTRAL | 0- 0 | 0- 0 | 0- 0 | | | | |
| 3- 9 | 0- 0 | 0- 1 | NON-CONFERENCE | 0- 0 | 0- 2 | 3- 6 | | | | |
| 1- 3 | 0- 0 | 0- 0 | HOME | 0- 0 | 0- 1 | 1- 2 | | | | |
| 2- 6 | 0- 0 | 0- 1 | AWAY | 0- 0 | 0- 1 | 2- 4 | | | | |
| 0- 0 | 0- 0 | 0- 0 | NEUTRAL | 0- 0 | 0- 0 | 0- 0 | | | | |
| 2- 7 | 0- 0 | 0- 0 | CONFERENCE | 0- 2 | 0- 0 | 2- 5 | | | | |
| 1- 3 | 0- 0 | 0- 0 | HOME | 0- 1 | 0- 0 | 1- 2 | | | | |
| 1- 4 | 0- 0 | 0- 0 | AWAY | 0- 1 | 0- 0 | 1- 3 | | | | |
| 0- 0 | 0- 0 | 0- 0 | NEUTRAL | 0- 0 | 0- 0 | 0- 0 | | | | |

| RPI 1-25 | | | | RPI 26-50 | | | | RPI 51-100 | | | | RPI 101+ | | | | Team's RPI: 306 | |
|---------------------------|---|----------|-------|-----------|---|---------------|-------|------------|---|---------------|-------|----------|---|---------------|-------|-----------------|--|
| RPI | S | Opponent | Score | RPI | S | Opponent | Score | RPI | S | Opponent | Score | RPI | S | Opponent | Score | | |
| | | | | 45 | A | Butler | 36 89 | 76 | A | Maine | 45 79 | 103 | H | Providence | 47 71 | | |
| | | | | | | | | 97 | H | Hartford | 44 66 | 106 | A | Seton Hall | 57 90 | | |
| | | | | | | | | | | | | 165 | A | Stony Brook | 56 76 | | |
| | | | | | | | | | | | | 208 | A | Massachusetts | 62 59 | | |
| | | | | | | | | | | | | 209 | A | Holy Cross | 54 63 | | |
| | | | | | | | | | | | | 226 | A | Dartmouth | 54 70 | | |
| | | | | | | | | | | | | 232 | H | Colgate | 52 61 | | |
| | | | | | | | | | | | | 236 | A | Albany (NY) | 56 63 | | |
| | | | | | | | | | | | | 243 | H | Binghamton | 50 70 | | |
| | | | | | | | | | | | | 247 | A | Cornell | 54 63 | | |
| | | | | | | | | | | | | 273 | A | Vermont | 42 52 | | |
| | | | | | | | | | | | | 273 | H | Vermont | 54 51 | | |
| | | | | | | | | | | | | 299 | H | Bryant | 57 58 | | |
| | | | | | | | | | | | | 301 | A | UMBC | 67 55 | | |
| | | | | | | | | | | | | 302 | A | Morgan St. | 49 61 | | |
| | | | | | | | | | | | | 315 | H | Saint Peter's | 59 57 | | |
| | | | | | | | | | | | | 328 | H | New Hampshire | 53 56 | | |
| | | | | | | | | | | | | 351 | A | LIU Brooklyn | 69 64 | | |
| LAST 12 Division I GAMES: | | | | | | | | | | | | | | | | | |
| | | | | 76 | A | Maine | 45 79 | 273 | A | Vermont | 42 52 | | | | | | |
| | | | | 243 | H | Binghamton | 50 70 | 165 | A | Stony Brook | 56 76 | | | | | | |
| | | | | 97 | H | Hartford | 44 66 | 273 | H | Vermont | 54 51 | | | | | | |
| | | | | 236 | A | Albany (NY) | 56 63 | 302 | A | Morgan St. | 49 61 | | | | | | |
| | | | | 301 | A | UMBC | 67 55 | 208 | A | Massachusetts | 62 59 | | | | | | |
| | | | | 328 | H | New Hampshire | 53 56 | 226 | A | Dartmouth | 54 70 | | | | | | |

Non-Div I Games: Fisher 79 45

UMass Lowell

■ Loss,
 ■ Non-Conf,
 ■ S Site,
 ■ H Home
 ■ A Away
 N Neutral

UNC Asheville

Through Games Of Feb. 3, 2019

| | | | | | | | | | | |
|-------------------|----------|-----------|----------------|------------|-------------|---------------|------|------|-------|-----------|
| Average RPI Win: | 266 | WON-LOST | WINNING | LAST 10 | STRENGTH OF | OPP. STRENGTH | TEAM | ADJ. | CONF. | ADJ CONF. |
| Average RPI Loss: | 154 | RECORD | PCT. RANK | GAMES | SCHEDULE | OF SCHEDULE | RPI | RPI | RPI | RPI |
| DIV. I ONLY | 10- 9 | 149 | 1- 0 | 191 | 330 | 179 | 179 | 28 | 28 | |
| DIV. I NON-CONF. | 4- 6 | 212 | 0- 0 | 119 | 301 | 199 | 199 | 29 | 29 | |
| TOTALS | RPI 1-25 | RPI 26-50 | W-L RECORDS | RPI 51-100 | RPI 101-150 | RPI 150+ | | | | |
| 10- 9 | 0- 0 | 0- 0 | OVERALL | 0- 2 | 2- 2 | 8- 5 | | | | |
| 8- 1 | 0- 0 | 0- 0 | HOME | 0- 0 | 2- 0 | 6- 1 | | | | |
| 2- 8 | 0- 0 | 0- 0 | AWAY | 0- 2 | 0- 2 | 2- 4 | | | | |
| 0- 0 | 0- 0 | 0- 0 | NEUTRAL | 0- 0 | 0- 0 | 0- 0 | | | | |
| 4- 6 | 0- 0 | 0- 0 | NON-CONFERENCE | 0- 2 | 1- 1 | 3- 3 | | | | |
| 4- 0 | 0- 0 | 0- 0 | HOME | 0- 0 | 1- 0 | 3- 0 | | | | |
| 0- 6 | 0- 0 | 0- 0 | AWAY | 0- 2 | 0- 1 | 0- 3 | | | | |
| 0- 0 | 0- 0 | 0- 0 | NEUTRAL | 0- 0 | 0- 0 | 0- 0 | | | | |
| 6- 3 | 0- 0 | 0- 0 | CONFERENCE | 0- 0 | 1- 1 | 5- 2 | | | | |
| 4- 1 | 0- 0 | 0- 0 | HOME | 0- 0 | 1- 0 | 3- 1 | | | | |
| 2- 2 | 0- 0 | 0- 0 | AWAY | 0- 0 | 0- 1 | 2- 1 | | | | |
| 0- 0 | 0- 0 | 0- 0 | NEUTRAL | 0- 0 | 0- 0 | 0- 0 | | | | |

| RPI 1-25 | | | RPI 26-50 | | | RPI 51-100 | | | RPI 101+ Team's RPI: 179 | | |
|---------------------------|---|----------|----------------------|-----|-------|-------------------|-------|----------------------|--------------------------|----------|-------|
| RPI | S | Opponent | Score | RPI | S | Opponent | Score | RPI | S | Opponent | Score |
| | | | | | | 57 A Tennessee | 46 73 | 121 A Radford | | 46 60 | |
| | | | | | | 59 A Middle Tenn. | 46 67 | 127 H High Point | | 67 56 | |
| | | | | | | | | 133 H Davidson | | 69 56 | |
| | | | | | | | | 142 A Tennessee Tech | | 53 60 | |
| | | | | | | | | 155 A Mercer | | 47 61 | |
| | | | | | | | | 158 A Charlotte | | 53 70 | |
| | | | | | | | | 190 H Hampton | | 58 61 | |
| | | | | | | | | 238 A Furman | | 47 58 | |
| | | | | | | | | 246 H ETSU | | 56 55 | |
| | | | | | | | | 249 H Campbell | | 60 52 | |
| | | | | | | | | 262 A Gardner-Webb | | 59 69 | |
| | | | | | | | | 275 H Winthrop | | 70 36 | |
| | | | | | | | | 285 H Wofford | | 60 46 | |
| | | | | | | | | 334 A Presbyterian | | 52 43 | |
| | | | | | | | | 335 H Western Caro. | | 74 49 | |
| | | | | | | | | 338 A USC Upstate | | 93 86 | |
| | | | | | | | | 342 H Longwood | | 80 55 | |
| LAST 12 Division I GAMES: | | | | | | | | | | | |
| 334 A Presbyterian | | 52 43 | 275 H Winthrop | | 70 36 | | | | | | |
| 342 H Longwood | | 80 55 | 190 H Hampton | | 58 61 | | | | | | |
| 127 H High Point | | 67 56 | 121 A Radford | | 46 60 | | | | | | |
| 338 A USC Upstate | | 93 86 | 155 A Mercer | | 47 61 | | | | | | |
| 249 H Campbell | | 60 52 | 59 A Middle Tenn. | | 46 67 | | | | | | |
| 262 A Gardner-Webb | | 59 69 | 142 A Tennessee Tech | | 53 60 | | | | | | |

Non-Div I Games: Warren Wilson 92 31

UNC Asheville

Loss, Non-Conf, S Site, H Home A Away N Neutral

UNC Greensboro

Through Games Of Feb. 3, 2019

| | | | | | | | | | | |
|-------------------|----------|-----------|----------------|------------|-------------|---------------|------|------|-------|-----------|
| Average RPI Win: | 253 | WON-LOST | WINNING | LAST 10 | STRENGTH OF | OPP. STRENGTH | TEAM | ADJ. | CONF. | ADJ CONF. |
| Average RPI Loss: | 189 | RECORD | PCT. RANK | GAMES | SCHEDULE | OF SCHEDULE | RPI | RPI | RPI | RPI |
| DIV. I ONLY | 4- 14 | 308 | 0- 1 | 273 | 229 | 313 | 313 | 25 | 25 | |
| DIV. I NON-CONF. | 2- 9 | 297 | 0- 0 | 208 | 229 | 297 | 297 | 24 | 24 | |
| TOTALS | RPI 1-25 | RPI 26-50 | W-L RECORDS | RPI 51-100 | RPI 101-150 | RPI 150+ | | | | |
| 4- 14 | 0- 1 | 0- 0 | OVERALL | 0- 0 | 0- 4 | 4- 9 | | | | |
| 3- 2 | 0- 0 | 0- 0 | HOME | 0- 0 | 0- 0 | 3- 2 | | | | |
| 0- 11 | 0- 1 | 0- 0 | AWAY | 0- 0 | 0- 3 | 0- 7 | | | | |
| 1- 1 | 0- 0 | 0- 0 | NEUTRAL | 0- 0 | 0- 1 | 1- 0 | | | | |
| 2- 9 | 0- 1 | 0- 0 | NON-CONFERENCE | 0- 0 | 0- 3 | 2- 5 | | | | |
| 1- 1 | 0- 0 | 0- 0 | HOME | 0- 0 | 0- 0 | 1- 1 | | | | |
| 0- 7 | 0- 1 | 0- 0 | AWAY | 0- 0 | 0- 2 | 0- 4 | | | | |
| 1- 1 | 0- 0 | 0- 0 | NEUTRAL | 0- 0 | 0- 1 | 1- 0 | | | | |
| 2- 5 | 0- 0 | 0- 0 | CONFERENCE | 0- 0 | 0- 1 | 2- 4 | | | | |
| 2- 1 | 0- 0 | 0- 0 | HOME | 0- 0 | 0- 0 | 2- 1 | | | | |
| 0- 4 | 0- 0 | 0- 0 | AWAY | 0- 0 | 0- 1 | 0- 3 | | | | |
| 0- 0 | 0- 0 | 0- 0 | NEUTRAL | 0- 0 | 0- 0 | 0- 0 | | | | |

| RPI 1-25 | | | | RPI 26-50 | | | | RPI 51-100 | | | | RPI 101+ Team's RPI: 313 | | | |
|---------------------------|---|----------------|-------|-----------|---|---------------|-------|------------|---|----------|-------|--------------------------|---|-----------------|-------|
| RPI | S | Opponent | Score | RPI | S | Opponent | Score | RPI | S | Opponent | Score | RPI | S | Opponent | Score |
| 22 | A | North Carolina | 62 83 | | | | | | | | | 106 | N | Seton Hall | 64 71 |
| | | | | | | | | | | | | 127 | A | High Point | 75 82 |
| | | | | | | | | | | | | 130 | A | Chattanooga | 54 64 |
| | | | | | | | | | | | | 139 | A | Appalachian St. | 65 68 |
| | | | | | | | | | | | | 153 | A | Georgia St. | 63 70 |
| | | | | | | | | | | | | 155 | H | Mercer | 58 71 |
| | | | | | | | | | | | | 187 | H | Coastal Caro. | 71 78 |
| | | | | | | | | | | | | 191 | N | Eastern Mich. | 49 44 |
| | | | | | | | | | | | | 225 | H | Liberty | 48 45 |
| | | | | | | | | | | | | 238 | A | Furman | 61 64 |
| | | | | | | | | | | | | 246 | A | ETSU | 76 85 |
| | | | | | | | | | | | | 249 | A | Campbell | 49 53 |
| | | | | | | | | | | | | 259 | H | Samford | 55 54 |
| | | | | | | | | | | | | 261 | A | Richmond | 48 59 |
| | | | | | | | | | | | | 285 | A | Wofford | 66 93 |
| | | | | | | | | | | | | 335 | H | Western Caro. | 71 59 |
| | | | | | | | | | | | | 345 | A | N.C. Central | 57 66 |
| LAST 12 Division I GAMES: | | | | | | | | | | | | | | | |
| 246 | A | ETSU | 76 85 | 130 | A | Chattanooga | 54 64 | | | | | | | | |
| 335 | H | Western Caro. | 71 59 | 261 | A | Richmond | 48 59 | | | | | | | | |
| 155 | H | Mercer | 58 71 | 187 | H | Coastal Caro. | 71 78 | | | | | | | | |
| 259 | H | Samford | 55 54 | 106 | N | Seton Hall | 64 71 | | | | | | | | |
| 285 | A | Wofford | 66 93 | 191 | N | Eastern Mich. | 49 44 | | | | | | | | |
| 238 | A | Furman | 61 64 | 225 | H | Liberty | 48 45 | | | | | | | | |

Non-Div I Games: Pfeiffer 92 23 UNC Pembroke 72 32 Lees-McRae 92 36 Young Harris 62 29
 UNC Greensboro

Loss, Non-Conf, S Site, H Home A Away N Neutral

| | | | | | | | | | | |
|-------------------|----------|-----------|----------------|------------|-------------|---------------|------|------|-------|-----------|
| Average RPI Win: | 233 | WON-LOST | WINNING | LAST 10 | STRENGTH OF | OPP. STRENGTH | TEAM | ADJ. | CONF. | ADJ CONF. |
| Average RPI Loss: | 100 | RECORD | PCT. RANK | GAMES | SCHEDULE | OF SCHEDULE | RPI | RPI | RPI | RPI |
| DIV. I ONLY | 11- 7 | 109 | 1- 0 | 182 | 189 | 118 | 118 | 10 | 10 | |
| DIV. I NON-CONF. | 5- 4 | 139 | 0- 0 | 273 | 274 | 167 | 167 | 11 | 11 | |
| TOTALS | RPI 1-25 | RPI 26-50 | W-L RECORDS | RPI 51-100 | RPI 101-150 | RPI 150+ | | | | |
| 11- 7 | 0- 1 | 1- 1 | OVERALL | 1- 1 | 1- 3 | 8- 1 | | | | |
| 8- 0 | 0- 0 | 1- 0 | HOME | 1- 0 | 1- 0 | 5- 0 | | | | |
| 3- 7 | 0- 1 | 0- 1 | AWAY | 0- 1 | 0- 3 | 3- 1 | | | | |
| 0- 0 | 0- 0 | 0- 0 | NEUTRAL | 0- 0 | 0- 0 | 0- 0 | | | | |
| 5- 4 | 0- 1 | 0- 1 | NON-CONFERENCE | 0- 0 | 0- 2 | 5- 0 | | | | |
| 3- 0 | 0- 0 | 0- 0 | HOME | 0- 0 | 0- 0 | 3- 0 | | | | |
| 2- 4 | 0- 1 | 0- 1 | AWAY | 0- 0 | 0- 2 | 2- 0 | | | | |
| 0- 0 | 0- 0 | 0- 0 | NEUTRAL | 0- 0 | 0- 0 | 0- 0 | | | | |
| 6- 3 | 0- 0 | 1- 0 | CONFERENCE | 1- 1 | 1- 1 | 3- 1 | | | | |
| 5- 0 | 0- 0 | 1- 0 | HOME | 1- 0 | 1- 0 | 2- 0 | | | | |
| 1- 3 | 0- 0 | 0- 0 | AWAY | 0- 1 | 0- 1 | 1- 1 | | | | |
| 0- 0 | 0- 0 | 0- 0 | NEUTRAL | 0- 0 | 0- 0 | 0- 0 | | | | |

| RPI 1-25 | | | | RPI 26-50 | | | | RPI 51-100 | | | | RPI 101+ Team's RPI: 118 | | | |
|---------------------------|---|----------------|-------|-----------|---|--------------------|-------|------------|---|----------------|-------|--------------------------|---|--------------------|-------|
| RPI | S | Opponent | Score | RPI | S | Opponent | Score | RPI | S | Opponent | Score | RPI | S | Opponent | Score |
| 22 | A | North Carolina | 55 82 | 41 | A | Ohio | 72 95 | 84 | H | Northeastern | 83 70 | 119 | H | Towson | 77 73 |
| | | | | 42 | H | James Madison | 66 63 | 88 | A | Drexel | 55 67 | 120 | A | VCU | 47 58 |
| | | | | | | | | | | | | 122 | A | Pittsburgh | 56 60 |
| | | | | | | | | | | | | 147 | A | William & Mary | 64 70 |
| | | | | | | | | | | | | 161 | A | Delaware | 53 65 |
| | | | | | | | | | | | | 200 | A | Elon | 75 70 |
| | | | | | | | | | | | | 217 | A | East Carolina | 71 68 |
| | | | | | | | | | | | | 250 | H | Hofstra | 89 54 |
| | | | | | | | | | | | | 292 | H | Col. of Charleston | 71 49 |
| | | | | | | | | | | | | 334 | H | Presbyterian | 63 48 |
| | | | | | | | | | | | | 340 | H | Grand Canyon | 77 55 |
| | | | | | | | | | | | | 342 | H | Longwood | 35 33 |
| | | | | | | | | | | | | 345 | A | N.C. Central | 89 82 |
| LAST 12 Division I GAMES: | | | | | | | | | | | | | | | |
| 250 | H | Hofstra | 89 54 | 84 | H | Northeastern | 83 70 | 147 | A | William & Mary | 64 70 | | | | |
| 88 | A | Drexel | 55 67 | 292 | H | Col. of Charleston | 71 49 | 217 | A | East Carolina | 71 68 | | | | |
| 161 | A | Delaware | 53 65 | 342 | H | Longwood | 35 33 | 122 | A | Pittsburgh | 56 60 | | | | |
| 119 | H | Towson | 77 73 | | | | | | | | | | | | |
| 42 | H | James Madison | 66 63 | | | | | | | | | | | | |
| 200 | A | Elon | 75 70 | | | | | | | | | | | | |

Non-Div I Games: Fayetteville St. 72 54 Belmont Abbey 74 58

UNCW

Loss, Non-Conf, S Site, H Home A Away N Neutral

| UNI | | | | STRENGTH OF SCHEDULE | OPP. STRENGTH OF SCHEDULE | TEAM RPI | ADJ. RPI | CONF. RPI | ADJ CONF. RPI |
|-------------------|----------|--------------------|----------------------|-------------------------|------------------------------|-------------|-------------|--------------|------------------|
| Average RPI Win: | 211 | WON-LOST RECORD | WINNING PCT. RANK | | | | | | |
| Average RPI Loss: | 63 | | LAST 10 GAMES | | | | | | |
| DIV. I ONLY | 12- 8 | 114 | 0- 1 | 97 | 114 | 94 | 94 | 12 | 12 |
| DIV. I NON-CONF. | 6- 5 | 143 | 0- 1 | 92 | 51 | 76 | 76 | 14 | 14 |
| <hr/> | | | | | | | | | |
| TOTALS | RPI 1-25 | RPI 26-50 | W-L RECORDS | RPI 51-100 | RPI 101-150 | RPI 150+ | | | |
| 12- 8 | 0- 3 | 0- 0 | OVERALL | 0- 4 | 2- 0 | 10- 1 | | | |
| 7- 2 | 0- 1 | 0- 0 | HOME | 0- 1 | 1- 0 | 6- 0 | | | |
| 5- 5 | 0- 2 | 0- 0 | AWAY | 0- 2 | 1- 0 | 4- 1 | | | |
| 0- 1 | 0- 0 | 0- 0 | NEUTRAL | 0- 1 | 0- 0 | 0- 0 | | | |
| 6- 5 | 0- 2 | 0- 0 | NON-CONFERENCE | 0- 3 | 2- 0 | 4- 0 | | | |
| 4- 0 | 0- 0 | 0- 0 | HOME | 0- 0 | 1- 0 | 3- 0 | | | |
| 2- 4 | 0- 2 | 0- 0 | AWAY | 0- 2 | 1- 0 | 1- 0 | | | |
| 0- 1 | 0- 0 | 0- 0 | NEUTRAL | 0- 1 | 0- 0 | 0- 0 | | | |
| 6- 3 | 0- 1 | 0- 0 | CONFERENCE | 0- 1 | 0- 0 | 6- 1 | | | |
| 3- 2 | 0- 1 | 0- 0 | HOME | 0- 1 | 0- 0 | 3- 0 | | | |
| 3- 1 | 0- 0 | 0- 0 | AWAY | 0- 0 | 0- 0 | 3- 1 | | | |
| 0- 0 | 0- 0 | 0- 0 | NEUTRAL | 0- 0 | 0- 0 | 0- 0 | | | |

| RPI 1-25 | | | | RPI 26-50 | | | | RPI 51-100 Team's RPI: 94 | | | | RPI 101+ | | | |
|---------------------------|---|---------------|--------|-----------|---|----------------|-------|---------------------------|---|---------------|-------|----------|---|----------------|-------|
| RPI | S | Opponent | Score | RPI | S | Opponent | Score | RPI | S | Opponent | Score | RPI | S | Opponent | Score |
| 7 | A | Marquette | 61 102 | | | | | 58 | A | Kansas St. | 62 72 | 105 | H | Creighton | 65 55 |
| 13 | A | Iowa | 57 83 | | | | | 61 | N | Boise St. | 60 61 | 135 | A | IUPUI | 53 40 |
| 19 | H | Drake | 64 88 | | | | | 66 | H | Missouri St. | 58 63 | 154 | H | Southern Ill. | 65 53 |
| | | | | | | | | 98 | A | Northern Ill. | 59 70 | 156 | A | Bradley | 81 78 |
| | | | | | | | | | | | | 161 | H | Delaware | 79 67 |
| | | | | | | | | | | | | 172 | A | Indiana St. | 71 51 |
| | | | | | | | | | | | | 184 | A | Illinois St. | 64 66 |
| | | | | | | | | | | | | 222 | H | North Dakota | 64 60 |
| | | | | | | | | | | | | 227 | H | Loyola Chicago | 64 52 |
| | | | | | | | | | | | | 248 | A | Long Beach St. | 71 64 |
| | | | | | | | | | | | | 291 | H | Valparaiso | 71 52 |
| | | | | | | | | | | | | 320 | H | Omaha | 79 50 |
| | | | | | | | | | | | | 337 | A | Evansville | 74 46 |
| <hr/> | | | | | | | | | | | | | | | |
| LAST 12 Division I GAMES: | | | | | | | | | | | | | | | |
| 7 | A | Marquette | 61 102 | 98 | A | Northern Ill. | 59 70 | | | | | | | | |
| 66 | H | Missouri St. | 58 63 | 227 | H | Loyola Chicago | 64 52 | | | | | | | | |
| 154 | H | Southern Ill. | 65 53 | 291 | H | Valparaiso | 71 52 | | | | | | | | |
| 172 | A | Indiana St. | 71 51 | 156 | A | Bradley | 81 78 | | | | | | | | |
| 337 | A | Evansville | 74 46 | 184 | A | Illinois St. | 64 66 | | | | | | | | |
| 19 | H | Drake | 64 88 | 58 | A | Kansas St. | 62 72 | | | | | | | | |

Non-Div I Games: Minnesota St. 73 56

UNI

Loss, Non-Conf, S Site, H Home A Away N Neutral

| | | | | | | | | | | |
|-------------------|----------|-----------|----------------|------------|-------------|---------------|------|------|-------|-----------|
| Average RPI Win: | 225 | WON-LOST | WINNING | LAST 10 | STRENGTH OF | OPP. STRENGTH | TEAM | ADJ. | CONF. | ADJ CONF. |
| Average RPI Loss: | 131 | RECORD | PCT. RANK | GAMES | SCHEDULE | OF SCHEDULE | RPI | RPI | RPI | RPI |
| DIV. I ONLY | 7- 13 | 252 | 0- 1 | 102 | 158 | 210 | 210 | 15 | 15 | |
| DIV. I NON-CONF. | 2- 9 | 297 | 0- 1 | 84 | 200 | 272 | 272 | 13 | 13 | |
| TOTALS | RPI 1-25 | RPI 26-50 | W-L RECORDS | RPI 51-100 | RPI 101-150 | RPI 150+ | | | | |
| 7- 13 | 0- 1 | 1- 2 | OVERALL | 0- 4 | 0- 0 | 6- 6 | | | | |
| 6- 5 | 0- 1 | 1- 0 | HOME | 0- 3 | 0- 0 | 5- 1 | | | | |
| 1- 8 | 0- 0 | 0- 2 | AWAY | 0- 1 | 0- 0 | 1- 5 | | | | |
| 0- 0 | 0- 0 | 0- 0 | NEUTRAL | 0- 0 | 0- 0 | 0- 0 | | | | |
| 2- 9 | 0- 1 | 0- 0 | NON-CONFERENCE | 0- 4 | 0- 0 | 2- 4 | | | | |
| 2- 5 | 0- 1 | 0- 0 | HOME | 0- 3 | 0- 0 | 2- 1 | | | | |
| 0- 4 | 0- 0 | 0- 0 | AWAY | 0- 1 | 0- 0 | 0- 3 | | | | |
| 0- 0 | 0- 0 | 0- 0 | NEUTRAL | 0- 0 | 0- 0 | 0- 0 | | | | |
| 5- 4 | 0- 0 | 1- 2 | CONFERENCE | 0- 0 | 0- 0 | 4- 2 | | | | |
| 4- 0 | 0- 0 | 1- 0 | HOME | 0- 0 | 0- 0 | 3- 0 | | | | |
| 1- 4 | 0- 0 | 0- 2 | AWAY | 0- 0 | 0- 0 | 1- 2 | | | | |
| 0- 0 | 0- 0 | 0- 0 | NEUTRAL | 0- 0 | 0- 0 | 0- 0 | | | | |

| RPI 1-25 | | | | RPI 26-50 | | | | RPI 51-100 | | | | RPI 101+ Team's RPI: 210 | | | |
|---------------------------|---|---------------|-------|-----------|---|--------------------|-------|------------|---|---------------------|-------|--------------------------|---|--------------------|-------|
| RPI | S | Opponent | Score | RPI | S | Opponent | Score | RPI | S | Opponent | Score | RPI | S | Opponent | Score |
| 12 | H | Gonzaga | 59 70 | 39 | A | New Mexico | 77 80 | 53 | H | Southern California | 72 86 | 152 | A | UC Irvine | 55 57 |
| | | | | 39 | H | New Mexico | 66 57 | 59 | H | Middle Tenn. | 62 66 | 164 | A | Portland St. | 49 58 |
| | | | | 46 | A | Wyoming | 62 90 | 70 | A | Duke | 38 66 | 195 | H | Utah St. | 77 56 |
| | | | | | | | | 83 | H | Wright St. | 52 68 | 206 | H | Florida | 56 53 |
| | | | | | | | | | | | | 221 | A | Colorado St. | 49 52 |
| | | | | | | | | | | | | 241 | A | Nevada | 62 70 |
| | | | | | | | | | | | | 251 | H | San Diego St. | 71 57 |
| | | | | | | | | | | | | 252 | H | Air Force | 66 56 |
| | | | | | | | | | | | | 264 | H | Hawaii | 61 66 |
| | | | | | | | | | | | | 295 | A | South Carolina St. | 49 58 |
| | | | | | | | | | | | | 305 | H | UC Santa Barbara | 69 51 |
| | | | | | | | | | | | | 327 | A | San Jose St. | 53 43 |
| LAST 12 Division I GAMES: | | | | | | | | | | | | | | | |
| 206 | H | Florida | 56 53 | 295 | A | South Carolina St. | 49 58 | | | | | | | | |
| 59 | H | Middle Tenn. | 62 66 | 327 | A | San Jose St. | 53 43 | | | | | | | | |
| 195 | H | Utah St. | 77 56 | 252 | H | Air Force | 66 56 | | | | | | | | |
| 241 | A | Nevada | 62 70 | 39 | H | New Mexico | 66 57 | | | | | | | | |
| 251 | H | San Diego St. | 71 57 | 46 | A | Wyoming | 62 90 | | | | | | | | |
| 39 | A | New Mexico | 77 80 | 221 | A | Colorado St. | 49 52 | | | | | | | | |

Non-Div I Games:

UNLV

■ Loss,
■ Non-Conf,
■ S Site,
■ H Home
■ A Away
N Neutral

USC Upstate

Through Games Of Feb. 3, 2019

| | | | | | | | | | | |
|-------------------|----------|-----------|----------------|------------|-------------|---------------|------|------|-------|-----------|
| Average RPI Win: | 321 | WON-LOST | WINNING | LAST 10 | STRENGTH OF | OPP. STRENGTH | TEAM | ADJ. | CONF. | ADJ CONF. |
| Average RPI Loss: | 222 | RECORD | PCT. RANK | GAMES | SCHEDULE | OF SCHEDULE | RPI | RPI | RPI | RPI |
| DIV. I ONLY | 3- 14 | 321 | 0- 1 | 337 | 336 | 338 | 338 | 28 | 28 | |
| DIV. I NON-CONF. | 1- 7 | 319 | 0- 0 | 331 | 332 | 340 | 340 | 29 | 29 | |
| TOTALS | RPI 1-25 | RPI 26-50 | W-L RECORDS | RPI 51-100 | RPI 101-150 | RPI 150+ | | | | |
| 3- 14 | 0- 0 | 0- 0 | OVERALL | 0- 2 | 0- 2 | 3- 10 | | | | |
| 1- 4 | 0- 0 | 0- 0 | HOME | 0- 0 | 0- 2 | 1- 2 | | | | |
| 2- 10 | 0- 0 | 0- 0 | AWAY | 0- 2 | 0- 0 | 2- 8 | | | | |
| 0- 0 | 0- 0 | 0- 0 | NEUTRAL | 0- 0 | 0- 0 | 0- 0 | | | | |
| 1- 7 | 0- 0 | 0- 0 | NON-CONFERENCE | 0- 2 | 0- 0 | 1- 5 | | | | |
| 0- 0 | 0- 0 | 0- 0 | HOME | 0- 0 | 0- 0 | 0- 0 | | | | |
| 1- 7 | 0- 0 | 0- 0 | AWAY | 0- 2 | 0- 0 | 1- 5 | | | | |
| 0- 0 | 0- 0 | 0- 0 | NEUTRAL | 0- 0 | 0- 0 | 0- 0 | | | | |
| 2- 7 | 0- 0 | 0- 0 | CONFERENCE | 0- 0 | 0- 2 | 2- 5 | | | | |
| 1- 4 | 0- 0 | 0- 0 | HOME | 0- 0 | 0- 2 | 1- 2 | | | | |
| 1- 3 | 0- 0 | 0- 0 | AWAY | 0- 0 | 0- 0 | 1- 3 | | | | |
| 0- 0 | 0- 0 | 0- 0 | NEUTRAL | 0- 0 | 0- 0 | 0- 0 | | | | |

| RPI 1-25 | | | | RPI 26-50 | | | | RPI 51-100 | | | | RPI 101+ | | | | Team's RPI: 338 | |
|---------------------------|---|----------------|-------|-----------|-----|----------|--------------------|------------|----|---------------|-------|----------|-----|--------------------|------------|-----------------|----|
| RPI | S | Opponent | Score | RPI | S | Opponent | Score | RPI | S | Opponent | Score | RPI | S | Opponent | Score | | |
| | | | | | | | | 56 | A | Virginia Tech | 45 | 96 | 121 | H | Radford | 41 | 82 |
| | | | | | | | | 100 | A | Nebraska | 64 | 87 | 127 | H | High Point | 61 | 87 |
| | | | | | | | | | | | | 179 | H | UNC Asheville | 86 | 93 | |
| | | | | | | | | | | | | 190 | A | Hampton | 43 | 67 | |
| | | | | | | | | | | | | 217 | A | East Carolina | 53 | 63 | |
| | | | | | | | | | | | | 238 | A | Furman | 67 | 78 | |
| | | | | | | | | | | | | 262 | A | Gardner-Webb | 72 | 92 | |
| | | | | | | | | | | | | 275 | A | Winthrop | 76 | 50 | |
| | | | | | | | | | | | | 295 | A | South Carolina St. | 66 | 71 | |
| | | | | | | | | | | | | 320 | A | Omaha | 69 | 96 | |
| | | | | | | | | | | | | 330 | H | Charleston So. | 75 | 78 | |
| | | | | | | | | | | | | 334 | A | Presbyterian | 54 | 70 | |
| | | | | | | | | | | | | 335 | A | Western Caro. | 64 | 68 | |
| | | | | | | | | | | | | 342 | H | Longwood | 72 | 67 | |
| | | | | | | | | | | | | 345 | A | N.C. Central | 82 | 63 | |
| LAST 12 Division I GAMES: | | | | | | | | | | | | | | | | | |
| 190 | A | Hampton | 43 | 67 | 121 | H | Radford | 41 | 82 | | | | | | | | |
| 342 | H | Longwood | 72 | 67 | 275 | A | Winthrop | 76 | 50 | | | | | | | | |
| 262 | A | Gardner-Webb | 72 | 92 | 127 | H | High Point | 61 | 87 | | | | | | | | |
| 330 | H | Charleston So. | 75 | 78 | 217 | A | East Carolina | 53 | 63 | | | | | | | | |
| 179 | H | UNC Asheville | 86 | 93 | 335 | A | Western Caro. | 64 | 68 | | | | | | | | |
| 334 | A | Presbyterian | 54 | 70 | 295 | A | South Carolina St. | 66 | 71 | | | | | | | | |

Non-Div I Games: Brevard 71 53 Converse 69 51 UNKNOWN 101 53

USC Upstate

Loss, Non-Conf, S Site, H Home A Away N Neutral

| | | | | | | | | | | |
|-------------------|----------|-----------|----------------|------------|-------------|---------------|------|------|-------|-----------|
| Average RPI Win: | 213 | WON-LOST | WINNING | LAST 10 | STRENGTH OF | OPP. STRENGTH | TEAM | ADJ. | CONF. | ADJ CONF. |
| Average RPI Loss: | 97 | RECORD | PCT. RANK | GAMES | SCHEDULE | OF SCHEDULE | RPI | RPI | RPI | RPI |
| DIV. I ONLY | 16- 5 | 45 | 1- 0 | 269 | 119 | 113 | 113 | 13 | 13 | |
| DIV. I NON-CONF. | 8- 3 | 72 | 0- 0 | 286 | 140 | 137 | 137 | 15 | 15 | |
| TOTALS | RPI 1-25 | RPI 26-50 | W-L RECORDS | RPI 51-100 | RPI 101-150 | RPI 150+ | | | | |
| 16- 5 | 0- 0 | 0- 0 | OVERALL | 1- 3 | 1- 1 | 14- 1 | | | | |
| 8- 2 | 0- 0 | 0- 0 | HOME | 0- 2 | 1- 0 | 7- 0 | | | | |
| 8- 3 | 0- 0 | 0- 0 | AWAY | 1- 1 | 0- 1 | 7- 1 | | | | |
| 0- 0 | 0- 0 | 0- 0 | NEUTRAL | 0- 0 | 0- 0 | 0- 0 | | | | |
| 8- 3 | 0- 0 | 0- 0 | NON-CONFERENCE | 1- 2 | 0- 1 | 7- 0 | | | | |
| 3- 2 | 0- 0 | 0- 0 | HOME | 0- 2 | 0- 0 | 3- 0 | | | | |
| 5- 1 | 0- 0 | 0- 0 | AWAY | 1- 0 | 0- 1 | 4- 0 | | | | |
| 0- 0 | 0- 0 | 0- 0 | NEUTRAL | 0- 0 | 0- 0 | 0- 0 | | | | |
| 8- 2 | 0- 0 | 0- 0 | CONFERENCE | 0- 1 | 1- 0 | 7- 1 | | | | |
| 5- 0 | 0- 0 | 0- 0 | HOME | 0- 0 | 1- 0 | 4- 0 | | | | |
| 3- 2 | 0- 0 | 0- 0 | AWAY | 0- 1 | 0- 0 | 3- 1 | | | | |
| 0- 0 | 0- 0 | 0- 0 | NEUTRAL | 0- 0 | 0- 0 | 0- 0 | | | | |

| RPI | S | Opponent | Score | RPI | S | Opponent | Score | RPI | S | Opponent | Score | RPI | S | Opponent | Score | Team's RPI: 113 |
|---------------------------|---|---------------------|-------|-----|-----|----------|----------------|-----|----|----------|-------|---------------------|----|----------|-------|-----------------|
| 53 | H | Southern California | 61 | 73 | 128 | A | Fresno St. | 61 | 70 | 139 | H | Appalachian St. | 99 | 94 | | |
| 73 | H | Arkansas | 65 | 66 | 153 | A | Georgia St. | 48 | 50 | 153 | H | Georgia St. | 69 | 45 | | |
| 80 | A | Little Rock | 65 | 68 | 175 | H | Texas St. | 68 | 53 | 181 | H | Grambling | 78 | 54 | | |
| 96 | A | Houston | 65 | 61 | 182 | A | Arkansas St. | 100 | 73 | 183 | A | Oral Roberts | 80 | 62 | | |
| | | | | | 187 | H | Coastal Caro. | 79 | 53 | 204 | A | SMU | 66 | 41 | | |
| | | | | | 228 | A | San Francisco | 80 | 73 | 240 | A | Louisiana | 76 | 61 | | |
| | | | | | 272 | A | Ga. Southern | 74 | 53 | 272 | H | Ga. Southern | 81 | 48 | | |
| | | | | | 274 | H | UTSA | 53 | 48 | 303 | H | Jackson St. | 99 | 63 | | |
| | | | | | 324 | A | Incarnate Word | 97 | 49 | | | | | | | |
| LAST 12 Division I GAMES: | | | | | | | | | | | | | | | | |
| 240 | A | Louisiana | 76 | 61 | 175 | H | Texas St. | 68 | 53 | 139 | H | Appalachian St. | 99 | 94 | | |
| 153 | H | Georgia St. | 69 | 45 | 272 | A | Ga. Southern | 74 | 53 | 153 | A | Georgia St. | 48 | 50 | | |
| 272 | H | Ga. Southern | 81 | 48 | 204 | A | SMU | 66 | 41 | 53 | H | Southern California | 61 | 73 | | |
| 80 | A | Little Rock | 65 | 68 | | | | | | | | | | | | |
| 182 | A | Arkansas St. | 100 | 73 | | | | | | | | | | | | |
| 187 | H | Coastal Caro. | 79 | 53 | | | | | | | | | | | | |

Non-Div I Games:

UT Arlington

■ Loss,
 ■ Non-Conf,
 ■ S Site,
 ■ H Home
 ■ A Away
 N Neutral

| | | | | | | | | | | |
|-------------------|----------|-----------|----------------|------------|-------------|---------------|------|------|-------|-----------|
| Average RPI Win: | 252 | WON-LOST | WINNING | LAST 10 | STRENGTH OF | OPP. STRENGTH | TEAM | ADJ. | CONF. | ADJ CONF. |
| Average RPI Loss: | 114 | RECORD | PCT. RANK | GAMES | SCHEDULE | OF SCHEDULE | RPI | RPI | RPI | RPI |
| DIV. I ONLY | 13- 6 | 74 | 0- 1 | 299 | 166 | 134 | 134 | 22 | 22 | |
| DIV. I NON-CONF. | 6- 3 | 91 | 0- 0 | 253 | 72 | 101 | 101 | 20 | 20 | |
| TOTALS | RPI 1-25 | RPI 26-50 | W-L RECORDS | RPI 51-100 | RPI 101-150 | RPI 150+ | | | | |
| 13- 6 | 0- 1 | 0- 0 | OVERALL | 0- 2 | 1- 2 | 12- 1 | | | | |
| 8- 0 | 0- 0 | 0- 0 | HOME | 0- 0 | 0- 0 | 8- 0 | | | | |
| 5- 6 | 0- 1 | 0- 0 | AWAY | 0- 2 | 1- 2 | 4- 1 | | | | |
| 0- 0 | 0- 0 | 0- 0 | NEUTRAL | 0- 0 | 0- 0 | 0- 0 | | | | |
| 6- 3 | 0- 1 | 0- 0 | NON-CONFERENCE | 0- 1 | 1- 1 | 5- 0 | | | | |
| 4- 0 | 0- 0 | 0- 0 | HOME | 0- 0 | 0- 0 | 4- 0 | | | | |
| 2- 3 | 0- 1 | 0- 0 | AWAY | 0- 1 | 1- 1 | 1- 0 | | | | |
| 0- 0 | 0- 0 | 0- 0 | NEUTRAL | 0- 0 | 0- 0 | 0- 0 | | | | |
| 7- 3 | 0- 0 | 0- 0 | CONFERENCE | 0- 1 | 0- 1 | 7- 1 | | | | |
| 4- 0 | 0- 0 | 0- 0 | HOME | 0- 0 | 0- 0 | 4- 0 | | | | |
| 3- 3 | 0- 0 | 0- 0 | AWAY | 0- 1 | 0- 1 | 3- 1 | | | | |
| 0- 0 | 0- 0 | 0- 0 | NEUTRAL | 0- 0 | 0- 0 | 0- 0 | | | | |

| RPI 1-25 | | | | RPI 26-50 | | | | RPI 51-100 | | | | RPI 101+ Team's RPI: 134 | | | |
|---------------------------|---|---------------|--------|-----------|---|-------------------|--------|------------|---|--------------|--------|--------------------------|---|-------------------|--------|
| RPI | S | Opponent | Score | RPI | S | Opponent | Score | RPI | S | Opponent | Score | RPI | S | Opponent | Score |
| 3 | A | Louisville | 62 102 | | | | | 63 | A | Belmont | 86 100 | 117 | A | Morehead St. | 75 85 |
| | | | | | | | | 85 | A | Northwestern | 64 90 | 130 | A | Chattanooga | 81 79 |
| | | | | | | | | | | | | 135 | A | IUPUI | 72 73 |
| | | | | | | | | | | | | 154 | H | Southern Ill. | 95 94 |
| | | | | | | | | | | | | 182 | H | Arkansas St. | 97 91 |
| | | | | | | | | | | | | 213 | A | Southeast Mo. St. | 80 73 |
| | | | | | | | | | | | | 234 | H | SIUE | 68 55 |
| | | | | | | | | | | | | 259 | H | Samford | 89 68 |
| | | | | | | | | | | | | 278 | A | Eastern Ill. | 71 77 |
| | | | | | | | | | | | | 278 | H | Eastern Ill. | 90 66 |
| | | | | | | | | | | | | 284 | H | Austin Peay | 74 65 |
| | | | | | | | | | | | | 289 | H | Murray St. | 75 67 |
| | | | | | | | | | | | | 290 | A | Tennessee St. | 73 61 |
| | | | | | | | | | | | | 321 | H | Mississippi Val. | 110 51 |
| | | | | | | | | | | | | 323 | A | Eastern Ky. | 87 61 |
| | | | | | | | | | | | | 324 | A | Lipscomb | 62 53 |
| LAST 12 Division I GAMES: | | | | | | | | | | | | | | | |
| 290 | A | Tennessee St. | 73 61 | 63 | A | Belmont | 86 100 | 289 | H | Murray St. | 75 67 | | | | |
| 234 | H | SIUE | 68 55 | 213 | A | Southeast Mo. St. | 80 73 | 278 | A | Eastern Ill. | 71 77 | | | | |
| 278 | H | Eastern Ill. | 90 66 | 321 | H | Mississippi Val. | 110 51 | 324 | A | Lipscomb | 62 53 | | | | |
| 117 | A | Morehead St. | 75 85 | | | | | | | | | | | | |
| 323 | A | Eastern Ky. | 87 61 | | | | | | | | | | | | |
| 284 | H | Austin Peay | 74 65 | | | | | | | | | | | | |

Non-Div I Games: Ala.-Huntsville 100 69 Christian Bros. 108 82

UT Martin

Loss, Non-Conf, S Site, H Home A Away N Neutral

| | | | | | | | | | | |
|-------------------|----------|-----------|----------------|------------|-------------|---------------|------|------|-------|-----------|
| Average RPI Win: | 285 | WON-LOST | WINNING | LAST 10 | STRENGTH OF | OPP. STRENGTH | TEAM | ADJ. | CONF. | ADJ CONF. |
| Average RPI Loss: | 143 | RECORD | PCT. RANK | GAMES | SCHEDULE | OF SCHEDULE | RPI | RPI | RPI | RPI |
| DIV. I ONLY | 4- 18 | 319 | 0- 1 | 93 | 268 | 279 | 279 | 14 | 14 | |
| DIV. I NON-CONF. | 3- 10 | 278 | 0- 0 | 174 | 326 | 303 | 303 | 18 | 18 | |
| TOTALS | RPI 1-25 | RPI 26-50 | W-L RECORDS | RPI 51-100 | RPI 101-150 | RPI 150+ | | | | |
| 4- 18 | 0- 0 | 0- 2 | OVERALL | 0- 3 | 0- 3 | 4- 10 | | | | |
| 2- 9 | 0- 0 | 0- 0 | HOME | 0- 1 | 0- 2 | 2- 6 | | | | |
| 1- 8 | 0- 0 | 0- 2 | AWAY | 0- 2 | 0- 0 | 1- 4 | | | | |
| 1- 1 | 0- 0 | 0- 0 | NEUTRAL | 0- 0 | 0- 1 | 1- 0 | | | | |
| 3- 10 | 0- 0 | 0- 1 | NON-CONFERENCE | 0- 1 | 0- 1 | 3- 7 | | | | |
| 2- 5 | 0- 0 | 0- 0 | HOME | 0- 0 | 0- 0 | 2- 5 | | | | |
| 0- 4 | 0- 0 | 0- 1 | AWAY | 0- 1 | 0- 0 | 0- 2 | | | | |
| 1- 1 | 0- 0 | 0- 0 | NEUTRAL | 0- 0 | 0- 1 | 1- 0 | | | | |
| 1- 8 | 0- 0 | 0- 1 | CONFERENCE | 0- 2 | 0- 2 | 1- 3 | | | | |
| 0- 4 | 0- 0 | 0- 0 | HOME | 0- 1 | 0- 2 | 0- 1 | | | | |
| 1- 4 | 0- 0 | 0- 1 | AWAY | 0- 1 | 0- 0 | 1- 2 | | | | |
| 0- 0 | 0- 0 | 0- 0 | NEUTRAL | 0- 0 | 0- 0 | 0- 0 | | | | |

| RPI S | Opponent | Score | RPI S | Opponent | Score | RPI S | Opponent | Score | RPI S | Opponent | Score | Team's RPI: 279 |
|---------------------------|----------------|-------|-------|----------------|-------|-------|----------------|-------|-------|---------------------|-------|-----------------|
| 38 | A Rice | 42 76 | 39 | A New Mexico | 51 69 | 59 | H Middle Tenn. | 49 79 | 116 | H Western Ky. | 61 64 | |
| | | | | | | 67 | A Old Dominion | 59 78 | 141 | H UAB | 48 74 | |
| | | | | | | 72 | A Arizona | 40 62 | 149 | N Akron | 57 64 | |
| | | | | | | | | | 158 | A Charlotte | 39 62 | |
| | | | | | | | | | 159 | H New Mexico St. | 65 69 | |
| | | | | | | | | | 162 | A Tulsa | 45 66 | |
| | | | | | | | | | 163 | H Abilene Christian | 69 70 | |
| | | | | | | | | | 164 | H Portland St. | 61 89 | |
| | | | | | | | | | 177 | A North Texas | 51 70 | |
| | | | | | | | | | 182 | H Arkansas St. | 66 67 | |
| | | | | | | | | | 192 | H Nicholls St. | 56 58 | |
| | | | | | | | | | 229 | H Marshall | 60 63 | |
| | | | | | | | | | 237 | N Western Ill. | 84 72 | |
| | | | | | | | | | 274 | A UTSA | 73 60 | |
| | | | | | | | | | 277 | H CSU Bakersfield | 53 47 | |
| | | | | | | | | | 307 | A Weber St. | 63 68 | |
| | | | | | | | | | 350 | H Alcorn | 77 51 | |
| LAST 12 Division I GAMES: | | | | | | | | | | | | |
| 229 | H Marshall | 60 63 | 116 | H Western Ky. | 61 64 | | | | | | | |
| 158 | A Charlotte | 39 62 | 177 | A North Texas | 51 70 | | | | | | | |
| 67 | A Old Dominion | 59 78 | 274 | A UTSA | 73 60 | | | | | | | |
| 59 | H Middle Tenn. | 49 79 | 162 | A Tulsa | 45 66 | | | | | | | |
| 141 | H UAB | 48 74 | 149 | N Akron | 57 64 | | | | | | | |
| 38 | A Rice | 42 76 | 237 | N Western Ill. | 84 72 | | | | | | | |

Non-Div I Games:

UTEP

■ Loss,
 ■ Non-Conf,
 S Site,
 ■ Home
 ■ Away
 N Neutral

| | | | | | | | | | |
|------------------------------|----------|-----------|----------------|-------------|---------------|----------|------|-------|-----------|
| Average RPI Win: 269 | WON-LOST | WINNING | LAST 10 | STRENGTH OF | OPP. STRENGTH | TEAM | ADJ. | CONF. | ADJ CONF. |
| Average RPI Loss: 174 | RECORD | PCT. RANK | GAMES | SCHEDULE | OF SCHEDULE | RPI | RPI | RPI | RPI |
| DIV. I ONLY | 8- 10 | 209 | 1- 0 | 225 | 282 | 211 | 211 | 30 | 30 |
| DIV. I NON-CONF. | 4- 7 | 228 | 0- 0 | 144 | 187 | 209 | 209 | 30 | 30 |
| TOTALS | RPI 1-25 | RPI 26-50 | W-L RECORDS | RPI 51-100 | RPI 101-150 | RPI 150+ | | | |
| 8- 10 | 0- 2 | 0- 1 | OVERALL | 0- 0 | 0- 0 | 8- 7 | | | |
| 4- 4 | 0- 0 | 0- 1 | HOME | 0- 0 | 0- 0 | 4- 3 | | | |
| 4- 6 | 0- 2 | 0- 0 | AWAY | 0- 0 | 0- 0 | 4- 4 | | | |
| 0- 0 | 0- 0 | 0- 0 | NEUTRAL | 0- 0 | 0- 0 | 0- 0 | | | |
| 4- 7 | 0- 2 | 0- 1 | NON-CONFERENCE | 0- 0 | 0- 0 | 4- 4 | | | |
| 2- 3 | 0- 0 | 0- 1 | HOME | 0- 0 | 0- 0 | 2- 2 | | | |
| 2- 4 | 0- 2 | 0- 0 | AWAY | 0- 0 | 0- 0 | 2- 2 | | | |
| 0- 0 | 0- 0 | 0- 0 | NEUTRAL | 0- 0 | 0- 0 | 0- 0 | | | |
| 4- 3 | 0- 0 | 0- 0 | CONFERENCE | 0- 0 | 0- 0 | 4- 3 | | | |
| 2- 1 | 0- 0 | 0- 0 | HOME | 0- 0 | 0- 0 | 2- 1 | | | |
| 2- 2 | 0- 0 | 0- 0 | AWAY | 0- 0 | 0- 0 | 2- 2 | | | |
| 0- 0 | 0- 0 | 0- 0 | NEUTRAL | 0- 0 | 0- 0 | 0- 0 | | | |

| RPI 1-25 | | | | RPI 26-50 | | | | RPI 51-100 | | | | RPI 101+ Team's RPI: 211 | | | |
|---------------------------|---|--------------------|--------------|-----------|---|--------------------|--------------|------------|---|----------|-------|--------------------------|---|--------------------|--------------|
| RPI | S | Opponent | Score | RPI | S | Opponent | Score | RPI | S | Opponent | Score | RPI | S | Opponent | Score |
| 2 | A | Baylor | 37 98 | 29 | H | Texas | 66 81 | | | | | 159 | A | New Mexico St. | 63 71 |
| 20 | A | Texas A&M | 61 84 | | | | | | | | | 198 | H | Prairie View | 57 50 |
| | | | | | | | | | | | | 208 | A | Massachusetts | 70 74 |
| | | | | | | | | | | | | 219 | A | UMKC | 75 56 |
| | | | | | | | | | | | | 240 | H | Louisiana | 75 60 |
| | | | | | | | | | | | | 244 | H | Texas Southern | 55 69 |
| | | | | | | | | | | | | 260 | A | A&M-Corpus Christi | 70 57 |
| | | | | | | | | | | | | 260 | H | A&M-Corpus Christi | 49 59 |
| | | | | | | | | | | | | 267 | A | Canisius | 57 53 |
| | | | | | | | | | | | | 269 | H | Utah Valley | 55 57 |
| | | | | | | | | | | | | 274 | A | UTSA | 58 61 |
| | | | | | | | | | | | | 277 | A | CSU Bakersfield | 63 68 |
| | | | | | | | | | | | | 287 | H | California Baptist | 60 56 |
| | | | | | | | | | | | | 340 | A | Grand Canyon | 66 50 |
| | | | | | | | | | | | | 341 | H | Seattle U | 69 56 |
| LAST 12 Division I GAMES: | | | | | | | | | | | | | | | |
| 159 | A | New Mexico St. | 63 71 | 219 | A | UMKC | 75 56 | | | | | | | | |
| 341 | H | Seattle U | 69 56 | 2 | A | Baylor | 37 98 | | | | | | | | |
| 269 | H | Utah Valley | 55 57 | 20 | A | Texas A&M | 61 84 | | | | | | | | |
| 340 | A | Grand Canyon | 66 50 | 29 | H | Texas | 66 81 | | | | | | | | |
| 277 | A | CSU Bakersfield | 63 68 | 244 | H | Texas Southern | 55 69 | | | | | | | | |
| 287 | H | California Baptist | 60 56 | 260 | A | A&M-Corpus Christi | 70 57 | | | | | | | | |

Non-Div I Games: Texas Lutheran 82 38 UNKNOWN 74 43

UTRGV

Loss, Non-Conf, S Site, H Home A Away N Neutral

| | | | | | | | | | | |
|-------------------|----------|-----------|----------------|------------|-------------|---------------|------|------|-------|-----------|
| Average RPI Win: | 237 | WON-LOST | WINNING | LAST 10 | STRENGTH OF | OPP. STRENGTH | TEAM | ADJ. | CONF. | ADJ CONF. |
| Average RPI Loss: | 143 | RECORD | PCT. RANK | GAMES | SCHEDULE | OF SCHEDULE | RPI | RPI | RPI | RPI |
| DIV. I ONLY | 4- 15 | 311 | 0- 1 | 106 | 211 | 274 | 274 | 14 | 14 | |
| DIV. I NON-CONF. | 3- 7 | 256 | 0- 0 | 223 | 245 | 301 | 301 | 18 | 18 | |
| TOTALS | RPI 1-25 | RPI 26-50 | W-L RECORDS | RPI 51-100 | RPI 101-150 | RPI 150+ | | | | |
| 4- 15 | 0- 0 | 0- 2 | OVERALL | 0- 2 | 0- 5 | 4- 6 | | | | |
| 3- 8 | 0- 0 | 0- 0 | HOME | 0- 1 | 0- 3 | 3- 4 | | | | |
| 1- 6 | 0- 0 | 0- 2 | AWAY | 0- 1 | 0- 2 | 1- 1 | | | | |
| 0- 1 | 0- 0 | 0- 0 | NEUTRAL | 0- 0 | 0- 0 | 0- 1 | | | | |
| 3- 7 | 0- 0 | 0- 1 | NON-CONFERENCE | 0- 0 | 0- 3 | 3- 3 | | | | |
| 3- 3 | 0- 0 | 0- 0 | HOME | 0- 0 | 0- 1 | 3- 2 | | | | |
| 0- 3 | 0- 0 | 0- 1 | AWAY | 0- 0 | 0- 2 | 0- 0 | | | | |
| 0- 1 | 0- 0 | 0- 0 | NEUTRAL | 0- 0 | 0- 0 | 0- 1 | | | | |
| 1- 8 | 0- 0 | 0- 1 | CONFERENCE | 0- 2 | 0- 2 | 1- 3 | | | | |
| 0- 5 | 0- 0 | 0- 0 | HOME | 0- 1 | 0- 2 | 0- 2 | | | | |
| 1- 3 | 0- 0 | 0- 1 | AWAY | 0- 1 | 0- 0 | 1- 1 | | | | |
| 0- 0 | 0- 0 | 0- 0 | NEUTRAL | 0- 0 | 0- 0 | 0- 0 | | | | |

| RPI S | Opponent | Score | RPI S | Opponent | Score | RPI S | Opponent | Score | RPI S | Opponent | Score | Team's RPI: 274 |
|---------------------------|----------------|-------|-------|----------------|-------|-------|---------------|-------|-------|----------------|-------|-----------------|
| 29 | A Texas | 54 98 | 59 | H Middle Tenn. | 52 72 | 106 | A Seton Hall | 53 84 | 113 | A UT Arlington | 48 53 | |
| 38 | A Rice | 54 85 | 67 | A Old Dominion | 47 72 | 116 | H Western Ky. | 62 81 | 135 | H IUPUI | 50 58 | |
| | | | | | | 141 | H UAB | 42 59 | 158 | A Charlotte | 54 66 | |
| | | | | | | 175 | H Texas St. | 60 68 | 177 | A North Texas | 57 54 | |
| | | | | | | 195 | H Utah St. | 56 62 | 211 | H UTRGV | 61 58 | |
| | | | | | | 229 | H Marshall | 72 79 | 253 | H San Diego | 87 77 | |
| | | | | | | 279 | H UTEP | 60 73 | 301 | N UMBC | 58 72 | |
| | | | | | | 307 | H Weber St. | 66 59 | | | | |
| LAST 12 Division I GAMES: | | | | | | | | | | | | |
| 116 | H Western Ky. | 62 81 | 229 | H Marshall | 72 79 | | | | | | | |
| 67 | A Old Dominion | 47 72 | 38 | A Rice | 54 85 | | | | | | | |
| 158 | A Charlotte | 54 66 | 279 | H UTEP | 60 73 | | | | | | | |
| 141 | H UAB | 42 59 | 113 | A UT Arlington | 48 53 | | | | | | | |
| 59 | H Middle Tenn. | 52 72 | 253 | H San Diego | 87 77 | | | | | | | |
| 177 | A North Texas | 57 54 | 195 | H Utah St. | 56 62 | | | | | | | |

Non-Div I Games: Concordia (TX) 78 51 Tex. A&M-Kingsville 86 55

UTSA

Loss, Non-Conf, S Site, H Home A Away N Neutral

| | | | | | | | | | | |
|-------------------|----------|-----------|----------------|------------|-------------|---------------|------|------|-------|-----------|
| Average RPI Win: | 162 | WON-LOST | WINNING | LAST 10 | STRENGTH OF | OPP. STRENGTH | TEAM | ADJ. | CONF. | ADJ CONF. |
| Average RPI Loss: | 17 | RECORD | PCT. RANK | GAMES | SCHEDULE | OF SCHEDULE | RPI | RPI | RPI | RPI |
| DIV. I ONLY | 18- 3 | 16 | 1- 0 | 138 | 25 | 30 | 30 | 2 | 2 | |
| DIV. I NON-CONF. | 11- 0 | 1 | 1- 0 | 318 | 122 | 66 | 66 | 2 | 2 | |
| TOTALS | RPI 1-25 | RPI 26-50 | W-L RECORDS | RPI 51-100 | RPI 101-150 | RPI 150+ | | | | |
| 18- 3 | 1- 2 | 2- 1 | OVERALL | 2- 0 | 5- 0 | 8- 0 | | | | |
| 11- 1 | 1- 1 | 2- 0 | HOME | 2- 0 | 2- 0 | 4- 0 | | | | |
| 5- 2 | 0- 1 | 0- 1 | AWAY | 0- 0 | 3- 0 | 2- 0 | | | | |
| 2- 0 | 0- 0 | 0- 0 | NEUTRAL | 0- 0 | 0- 0 | 2- 0 | | | | |
| 11- 0 | 0- 0 | 1- 0 | NON-CONFERENCE | 1- 0 | 1- 0 | 8- 0 | | | | |
| 7- 0 | 0- 0 | 1- 0 | HOME | 1- 0 | 1- 0 | 4- 0 | | | | |
| 2- 0 | 0- 0 | 0- 0 | AWAY | 0- 0 | 0- 0 | 2- 0 | | | | |
| 2- 0 | 0- 0 | 0- 0 | NEUTRAL | 0- 0 | 0- 0 | 2- 0 | | | | |
| 7- 3 | 1- 2 | 1- 1 | CONFERENCE | 1- 0 | 4- 0 | 0- 0 | | | | |
| 4- 1 | 1- 1 | 1- 0 | HOME | 1- 0 | 1- 0 | 0- 0 | | | | |
| 3- 2 | 0- 1 | 0- 1 | AWAY | 0- 0 | 3- 0 | 0- 0 | | | | |
| 0- 0 | 0- 0 | 0- 0 | NEUTRAL | 0- 0 | 0- 0 | 0- 0 | | | | |

| RPI 1-25 | | | | RPI 26-50 | | | | Team's RPI: 30 | RPI 51-100 | | | | RPI 101+ | | | |
|---------------------------|---|-------------|-------|-----------|---|----------------|-------|----------------|------------|---|-----------|-------|----------|---|----------------|-------|
| RPI | S | Opponent | Score | RPI | S | Opponent | Score | | RPI | S | Opponent | Score | RPI | S | Opponent | Score |
| 4 | A | Oregon | 65 87 | 26 | H | California | 87 74 | | 72 | H | Arizona | 80 64 | 112 | H | Alabama | 72 62 |
| 5 | H | Stanford | 75 68 | 31 | A | Oregon St. | 63 71 | | 74 | H | Idaho St. | 74 60 | 123 | A | Washington St. | 72 68 |
| 17 | H | Arizona St. | 63 65 | 34 | H | BYU | 78 67 | | | | | | 131 | A | Colorado | 76 61 |
| | | | | | | | | | | | | | 131 | H | Colorado | 78 59 |
| | | | | | | | | | | | | | 136 | A | Washington | 58 43 |
| | | | | | | | | | | | | | 197 | A | Eastern Wash. | 95 51 |
| | | | | | | | | | | | | | 206 | N | Florida | 74 58 |
| | | | | | | | | | | | | | 241 | A | Nevada | 74 52 |
| | | | | | | | | | | | | | 248 | H | Long Beach St. | 82 59 |
| | | | | | | | | | | | | | 264 | N | Hawaii | 73 48 |
| | | | | | | | | | | | | | 269 | H | Utah Valley | 85 47 |
| | | | | | | | | | | | | | 307 | H | Weber St. | 77 56 |
| | | | | | | | | | | | | | 341 | H | Seattle U | 89 62 |
| LAST 12 Division I GAMES: | | | | | | | | | | | | | | | | |
| 31 | A | Oregon St. | 63 71 | 264 | N | Hawaii | 73 48 | | | | | | | | | |
| 4 | A | Oregon | 65 87 | 123 | A | Washington St. | 72 68 | | | | | | | | | |
| 5 | H | Stanford | 75 68 | 72 | H | Arizona | 80 64 | | | | | | | | | |
| 26 | H | California | 87 74 | 17 | H | Arizona St. | 63 65 | | | | | | | | | |
| 131 | H | Colorado | 78 59 | 131 | A | Colorado | 76 61 | | | | | | | | | |
| 136 | A | Washington | 58 43 | 206 | N | Florida | 74 58 | | | | | | | | | |

Non-Div I Games:

Utah

| | | | | | | | | | | |
|-------------------|----------|-----------|----------------|------------|-------------|---------------|------|------|-------|-----------|
| Average RPI Win: | 214 | WON-LOST | WINNING | LAST 10 | STRENGTH OF | OPP. STRENGTH | TEAM | ADJ. | CONF. | ADJ CONF. |
| Average RPI Loss: | 134 | RECORD | PCT. RANK | GAMES | SCHEDULE | OF SCHEDULE | RPI | RPI | RPI | RPI |
| DIV. I ONLY | 9- 10 | 187 | 0- 1 | 249 | 78 | 195 | 195 | 15 | 15 | |
| DIV. I NON-CONF. | 4- 6 | 212 | 0- 0 | 181 | 17 | 195 | 195 | 13 | 13 | |
| TOTALS | RPI 1-25 | RPI 26-50 | W-L RECORDS | RPI 51-100 | RPI 101-150 | RPI 150+ | | | | |
| 9- 10 | 0- 1 | 1- 2 | OVERALL | 0- 1 | 1- 2 | 7- 4 | | | | |
| 4- 4 | 0- 1 | 1- 2 | HOME | 0- 0 | 0- 0 | 3- 1 | | | | |
| 5- 4 | 0- 0 | 0- 0 | AWAY | 0- 0 | 1- 1 | 4- 3 | | | | |
| 0- 2 | 0- 0 | 0- 0 | NEUTRAL | 0- 1 | 0- 1 | 0- 0 | | | | |
| 4- 6 | 0- 1 | 0- 1 | NON-CONFERENCE | 0- 1 | 1- 1 | 3- 2 | | | | |
| 1- 3 | 0- 1 | 0- 1 | HOME | 0- 0 | 0- 0 | 1- 1 | | | | |
| 3- 1 | 0- 0 | 0- 0 | AWAY | 0- 0 | 1- 0 | 2- 1 | | | | |
| 0- 2 | 0- 0 | 0- 0 | NEUTRAL | 0- 1 | 0- 1 | 0- 0 | | | | |
| 5- 4 | 0- 0 | 1- 1 | CONFERENCE | 0- 0 | 0- 1 | 4- 2 | | | | |
| 3- 1 | 0- 0 | 1- 1 | HOME | 0- 0 | 0- 0 | 2- 0 | | | | |
| 2- 3 | 0- 0 | 0- 0 | AWAY | 0- 0 | 0- 1 | 2- 2 | | | | |
| 0- 0 | 0- 0 | 0- 0 | NEUTRAL | 0- 0 | 0- 0 | 0- 0 | | | | |

| RPI 1-25 | | | | RPI 26-50 | | | | RPI 51-100 | | | | RPI 101+ Team's RPI: 195 | | | |
|---------------------------|---|----------|-------|-----------|---|--------------|-------|------------|---|---------------------|-------|--------------------------|---|----------------|-------|
| RPI | S | Opponent | Score | RPI | S | Opponent | Score | RPI | S | Opponent | Score | RPI | S | Opponent | Score |
| 4 | H | Oregon | 58 88 | 34 | H | BYU | 57 62 | 53 | N | Southern California | 46 55 | 123 | A | Washington St. | 72 61 |
| | | | | 39 | H | New Mexico | 64 68 | | | | | 128 | A | Fresno St. | 59 70 |
| | | | | 46 | H | Wyoming | 50 42 | | | | | 131 | N | Colorado | 68 78 |
| | | | | | | | | | | | | 166 | A | Portland | 54 61 |
| | | | | | | | | | | | | 177 | A | North Texas | 57 41 |
| | | | | | | | | | | | | 210 | A | UNLV | 56 77 |
| | | | | | | | | | | | | 221 | A | Colorado St. | 72 53 |
| | | | | | | | | | | | | 241 | H | Nevada | 79 76 |
| | | | | | | | | | | | | 248 | H | Long Beach St. | 48 50 |
| | | | | | | | | | | | | 252 | A | Air Force | 48 44 |
| | | | | | | | | | | | | 269 | H | Utah Valley | 67 62 |
| | | | | | | | | | | | | 274 | A | UTSA | 62 56 |
| | | | | | | | | | | | | 327 | A | San Jose St. | 59 68 |
| | | | | | | | | | | | | 327 | H | San Jose St. | 82 49 |
| LAST 12 Division I GAMES: | | | | | | | | | | | | | | | |
| | | | | 327 | A | San Jose St. | 59 68 | 210 | A | UNLV | 56 77 | | | | |
| | | | | 39 | H | New Mexico | 64 68 | 252 | A | Air Force | 48 44 | | | | |
| | | | | 221 | A | Colorado St. | 72 53 | 241 | H | Nevada | 79 76 | | | | |
| | | | | 327 | H | San Jose St. | 82 49 | 248 | H | Long Beach St. | 48 50 | | | | |
| | | | | 46 | H | Wyoming | 50 42 | 269 | H | Utah Valley | 67 62 | | | | |
| | | | | 128 | A | Fresno St. | 59 70 | 177 | A | North Texas | 57 41 | | | | |

Non-Div I Games: Northern N.M. 106 35

Utah St.

■ Loss,
■ Non-Conf, S Site,
■ Home
■ Away
N Neutral

Utah Valley

Through Games Of Feb. 3, 2019

| | | | | | | | | | | |
|-------------------|----------|-----------|----------------|------------|-------------|---------------|------|------|-------|-----------|
| Average RPI Win: | 287 | WON-LOST | WINNING | LAST 10 | STRENGTH OF | OPP. STRENGTH | TEAM | ADJ. | CONF. | ADJ CONF. |
| Average RPI Loss: | 168 | RECORD | PCT. RANK | GAMES | SCHEDULE | OF SCHEDULE | RPI | RPI | RPI | RPI |
| DIV. I ONLY | 8- 10 | 209 | 0- 1 | 308 | 294 | 269 | 269 | 30 | 30 | |
| DIV. I NON-CONF. | 3- 7 | 256 | 0- 0 | 222 | 216 | 286 | 286 | 30 | 30 | |
| TOTALS | RPI 1-25 | RPI 26-50 | W-L RECORDS | RPI 51-100 | RPI 101-150 | RPI 150+ | | | | |
| 8- 10 | 0- 0 | 0- 2 | OVERALL | 0- 1 | 0- 0 | 8- 7 | | | | |
| 6- 3 | 0- 0 | 0- 1 | HOME | 0- 0 | 0- 0 | 6- 2 | | | | |
| 2- 7 | 0- 0 | 0- 1 | AWAY | 0- 1 | 0- 0 | 2- 5 | | | | |
| 0- 0 | 0- 0 | 0- 0 | NEUTRAL | 0- 0 | 0- 0 | 0- 0 | | | | |
| 3- 7 | 0- 0 | 0- 2 | NON-CONFERENCE | 0- 1 | 0- 0 | 3- 4 | | | | |
| 3- 2 | 0- 0 | 0- 1 | HOME | 0- 0 | 0- 0 | 3- 1 | | | | |
| 0- 5 | 0- 0 | 0- 1 | AWAY | 0- 1 | 0- 0 | 0- 3 | | | | |
| 0- 0 | 0- 0 | 0- 0 | NEUTRAL | 0- 0 | 0- 0 | 0- 0 | | | | |
| 5- 3 | 0- 0 | 0- 0 | CONFERENCE | 0- 0 | 0- 0 | 5- 3 | | | | |
| 3- 1 | 0- 0 | 0- 0 | HOME | 0- 0 | 0- 0 | 3- 1 | | | | |
| 2- 2 | 0- 0 | 0- 0 | AWAY | 0- 0 | 0- 0 | 2- 2 | | | | |
| 0- 0 | 0- 0 | 0- 0 | NEUTRAL | 0- 0 | 0- 0 | 0- 0 | | | | |

| RPI | S | Opponent | Score | RPI | S | Opponent | Score | RPI | S | Opponent | Score | RPI | S | Opponent | Score | Team's RPI: 269 |
|---------------------------|---|-----------------|-------|-----|---|--------------------|-------|-----|---|-------------------|-------|-----|---|--------------------|-------|-----------------|
| 30 | A | Utah | 47 85 | 74 | A | Idaho St. | 68 80 | 159 | A | New Mexico St. | 52 58 | 166 | H | Portland | 60 65 | |
| 34 | H | BYU | 51 77 | | | | | 170 | H | UC Riverside | 56 53 | 195 | A | Utah St. | 62 67 | |
| | | | | | | | | 211 | A | UTRGV | 57 55 | 219 | H | UMKC | 64 68 | |
| | | | | | | | | 255 | A | Cal St. Fullerton | 55 56 | 257 | A | Southern Utah | 59 60 | |
| | | | | | | | | 277 | H | CSU Bakersfield | 78 70 | 287 | A | California Baptist | 54 83 | |
| | | | | | | | | 305 | H | UC Santa Barbara | 63 54 | 307 | H | Weber St. | 65 59 | |
| | | | | | | | | 340 | H | Grand Canyon | 57 46 | 341 | A | Seattle U | 58 55 | |
| | | | | | | | | 346 | H | Chicago St. | 76 61 | | | | | |
| LAST 12 Division I GAMES: | | | | | | | | | | | | | | | | |
| 346 | H | Chicago St. | 76 61 | 287 | A | California Baptist | 54 83 | | | | | | | | | |
| 219 | H | UMKC | 64 68 | 340 | H | Grand Canyon | 57 46 | | | | | | | | | |
| 159 | A | New Mexico St. | 52 58 | 255 | A | Cal St. Fullerton | 55 56 | | | | | | | | | |
| 211 | A | UTRGV | 57 55 | 170 | H | UC Riverside | 56 53 | | | | | | | | | |
| 341 | A | Seattle U | 58 55 | 307 | H | Weber St. | 65 59 | | | | | | | | | |
| 277 | H | CSU Bakersfield | 78 70 | 195 | A | Utah St. | 62 67 | | | | | | | | | |

Non-Div I Games: Ottawa (AZ) 90 61 La Verne 86 79 Arizona Christian 76 68

Utah Valley

Loss, Non-Conf, S Site, H Home A Away N Neutral

| | | | | | | | | | |
|------------------------------|----------|-----------|----------------|-------------|---------------|----------|------|-------|-----------|
| Average RPI Win: 223 | WON-LOST | WINNING | LAST 10 | STRENGTH OF | OPP. STRENGTH | TEAM | ADJ. | CONF. | ADJ CONF. |
| Average RPI Loss: 104 | RECORD | PCT. RANK | GAMES | SCHEDULE | OF SCHEDULE | RPI | RPI | RPI | RPI |
| DIV. I ONLY | 16- 6 | 62 | 1- 0 | 266 | 133 | 120 | 120 | 17 | 17 |
| DIV. I NON-CONF. | 8- 5 | 120 | 0- 0 | 198 | 133 | 123 | 123 | 16 | 16 |
| TOTALS | RPI 1-25 | RPI 26-50 | W-L RECORDS | RPI 51-100 | RPI 101-150 | RPI 150+ | | | |
| 16- 6 | 0- 1 | 0- 0 | OVERALL | 2- 2 | 3- 2 | 11- 1 | | | |
| 9- 1 | 0- 0 | 0- 0 | HOME | 1- 0 | 1- 1 | 7- 0 | | | |
| 6- 4 | 0- 1 | 0- 0 | AWAY | 1- 2 | 2- 0 | 3- 1 | | | |
| 1- 1 | 0- 0 | 0- 0 | NEUTRAL | 0- 0 | 0- 1 | 1- 0 | | | |
| 8- 5 | 0- 1 | 0- 0 | NON-CONFERENCE | 2- 2 | 2- 2 | 4- 0 | | | |
| 4- 1 | 0- 0 | 0- 0 | HOME | 1- 0 | 1- 1 | 2- 0 | | | |
| 3- 3 | 0- 1 | 0- 0 | AWAY | 1- 2 | 1- 0 | 1- 0 | | | |
| 1- 1 | 0- 0 | 0- 0 | NEUTRAL | 0- 0 | 0- 1 | 1- 0 | | | |
| 8- 1 | 0- 0 | 0- 0 | CONFERENCE | 0- 0 | 1- 0 | 7- 1 | | | |
| 5- 0 | 0- 0 | 0- 0 | HOME | 0- 0 | 0- 0 | 5- 0 | | | |
| 3- 1 | 0- 0 | 0- 0 | AWAY | 0- 0 | 1- 0 | 2- 1 | | | |
| 0- 0 | 0- 0 | 0- 0 | NEUTRAL | 0- 0 | 0- 0 | 0- 0 | | | |

| RPI 1-25 | | | RPI 26-50 | | | RPI 51-100 | | | RPI 101+ Team's RPI: 120 | | |
|---------------------------|---|-------------------|-----------|-----|---|----------------|-------|-----|--------------------------|-------------------|-------|
| RPI | S | Opponent | Score | RPI | S | Opponent | Score | RPI | S | Opponent | Score |
| 22 | A | North Carolina | 47 59 | | | | | 67 | A | Old Dominion | 57 60 |
| | | | | | | | | 89 | A | Cincinnati | 54 66 |
| | | | | | | | | 93 | A | Georgetown | 47 45 |
| | | | | | | | | 99 | H | Wake Forest | 53 40 |
| | | | | | | | | 118 | H | UNCW | 58 47 |
| | | | | | | | | 121 | H | Radford | 49 54 |
| | | | | | | | | 135 | N | IUPUI | 61 63 |
| | | | | | | | | 140 | A | Fordham | 47 44 |
| | | | | | | | | 147 | A | William & Mary | 72 55 |
| | | | | | | | | 188 | A | George Washington | 48 57 |
| | | | | | | | | 196 | H | Saint Louis | 57 47 |
| | | | | | | | | 199 | H | Rhode Island | 74 39 |
| | | | | | | | | 208 | H | Massachusetts | 52 48 |
| | | | | | | | | 256 | A | N.C. A&T | 54 48 |
| | | | | | | | | 261 | A | Richmond | 68 43 |
| | | | | | | | | 281 | A | Saint Joseph's | 65 47 |
| | | | | | | | | 281 | H | Saint Joseph's | 59 40 |
| | | | | | | | | 286 | H | La Salle | 68 38 |
| | | | | | | | | 307 | N | Weber St. | 64 36 |
| | | | | | | | | 342 | H | Longwood | 84 55 |
| | | | | | | | | 347 | H | Delaware St. | 97 55 |
| LAST 12 Division I GAMES: | | | | | | | | | | | |
| 208 | H | Massachusetts | 52 48 | 281 | A | Saint Joseph's | 65 47 | | | | |
| 196 | H | Saint Louis | 57 47 | 286 | H | La Salle | 68 38 | | | | |
| 188 | A | George Washington | 48 57 | 281 | H | Saint Joseph's | 59 40 | | | | |
| 199 | H | Rhode Island | 74 39 | 347 | H | Delaware St. | 97 55 | | | | |
| 140 | A | Fordham | 47 44 | 256 | A | N.C. A&T | 54 48 | | | | |
| 261 | A | Richmond | 68 43 | 121 | H | Radford | 49 54 | | | | |

Non-Div I Games:

VCU

| | | | | | | | | | | |
|-------------------|----------|-----------|----------------|------------|-------------|---------------|------|------|-------|-----------|
| Average RPI Win: | 284 | WON-LOST | WINNING | LAST 10 | STRENGTH OF | OPP. STRENGTH | TEAM | ADJ. | CONF. | ADJ CONF. |
| Average RPI Loss: | 163 | RECORD | PCT. RANK | GAMES | SCHEDULE | OF SCHEDULE | RPI | RPI | RPI | RPI |
| DIV. I ONLY | 6- 15 | 284 | 0- 1 | 262 | 235 | 291 | 291 | 12 | 12 | |
| DIV. I NON-CONF. | 4- 8 | 241 | 0- 0 | 319 | 308 | 318 | 318 | 14 | 14 | |
| TOTALS | RPI 1-25 | RPI 26-50 | W-L RECORDS | RPI 51-100 | RPI 101-150 | RPI 150+ | | | | |
| 6- 15 | 0- 1 | 0- 0 | OVERALL | 0- 4 | 0- 1 | 6- 9 | | | | |
| 3- 7 | 0- 0 | 0- 0 | HOME | 0- 2 | 0- 0 | 3- 5 | | | | |
| 2- 8 | 0- 1 | 0- 0 | AWAY | 0- 2 | 0- 1 | 2- 4 | | | | |
| 1- 0 | 0- 0 | 0- 0 | NEUTRAL | 0- 0 | 0- 0 | 1- 0 | | | | |
| 4- 8 | 0- 0 | 0- 0 | NON-CONFERENCE | 0- 2 | 0- 1 | 4- 5 | | | | |
| 1- 5 | 0- 0 | 0- 0 | HOME | 0- 2 | 0- 0 | 1- 3 | | | | |
| 2- 3 | 0- 0 | 0- 0 | AWAY | 0- 0 | 0- 1 | 2- 2 | | | | |
| 1- 0 | 0- 0 | 0- 0 | NEUTRAL | 0- 0 | 0- 0 | 1- 0 | | | | |
| 2- 7 | 0- 1 | 0- 0 | CONFERENCE | 0- 2 | 0- 0 | 2- 4 | | | | |
| 2- 2 | 0- 0 | 0- 0 | HOME | 0- 0 | 0- 0 | 2- 2 | | | | |
| 0- 5 | 0- 1 | 0- 0 | AWAY | 0- 2 | 0- 0 | 0- 2 | | | | |
| 0- 0 | 0- 0 | 0- 0 | NEUTRAL | 0- 0 | 0- 0 | 0- 0 | | | | |

| RPI 1-25 | | | | RPI 26-50 | | | | RPI 51-100 | | | | RPI 101+ Team's RPI: 291 | | | |
|---------------------------|---|---------------|--------|-----------|---|-------------------|-------|------------|---|--------------|--------|--------------------------|---|----------------------|-------|
| RPI | S | Opponent | Score | RPI | S | Opponent | Score | RPI | S | Opponent | Score | RPI | S | Opponent | Score |
| 19 | A | Drake | 53 84 | | | | | 54 | H | Miami (OH) | 47 68 | 117 | A | Morehead St. | 62 68 |
| | | | | | | | | 66 | A | Missouri St. | 63 108 | 154 | A | Southern Ill. | 65 87 |
| | | | | | | | | 82 | H | Toledo | 59 65 | 156 | H | Bradley | 76 73 |
| | | | | | | | | 94 | A | UNI | 52 71 | 172 | H | Indiana St. | 82 86 |
| | | | | | | | | | | | | 184 | H | Illinois St. | 67 70 |
| | | | | | | | | | | | | 189 | A | Illinois | 54 73 |
| | | | | | | | | | | | | 220 | H | Bowling Green | 72 79 |
| | | | | | | | | | | | | 222 | H | North Dakota | 56 62 |
| | | | | | | | | | | | | 227 | A | Loyola Chicago | 54 80 |
| | | | | | | | | | | | | 254 | N | St. Francis Brooklyn | 78 76 |
| | | | | | | | | | | | | 278 | H | Eastern Ill. | 62 60 |
| | | | | | | | | | | | | 309 | H | North Dakota St. | 48 51 |
| | | | | | | | | | | | | 332 | A | Purdue Fort Wayne | 68 64 |
| | | | | | | | | | | | | 333 | A | UIC | 65 75 |
| | | | | | | | | | | | | 337 | H | Evansville | 93 49 |
| | | | | | | | | | | | | 346 | A | Chicago St. | 76 70 |
| LAST 12 Division I GAMES: | | | | | | | | | | | | | | | |
| 156 | H | Bradley | 76 73 | 184 | H | Illinois St. | 67 70 | | | | | | | | |
| 66 | A | Missouri St. | 63 108 | 94 | A | UNI | 52 71 | | | | | | | | |
| 154 | A | Southern Ill. | 65 87 | 227 | A | Loyola Chicago | 54 80 | | | | | | | | |
| 337 | H | Evansville | 93 49 | 220 | H | Bowling Green | 72 79 | | | | | | | | |
| 172 | H | Indiana St. | 82 86 | 332 | A | Purdue Fort Wayne | 68 64 | | | | | | | | |
| 19 | A | Drake | 53 84 | 309 | H | North Dakota St. | 48 51 | | | | | | | | |

Non-Div I Games:

Valparaiso

■ Loss,
■ Non-Conf,
■ S Site,
■ H Home
■ A Away
N Neutral

Vanderbilt

Through Games Of Feb. 3, 2019

| Average RPI Win: | 258 | WON-LOST | WINNING | LAST 10 | STRENGTH OF | OPP. STRENGTH | TEAM | ADJ. | CONF. | ADJ CONF. |
|-------------------|----------|-----------|----------------|------------|-------------|---------------|------|------|-------|-----------|
| Average RPI Loss: | 51 | RECORD | PCT. RANK | GAMES | SCHEDULE | OF SCHEDULE | RPI | RPI | RPI | RPI |
| DIV. I ONLY | 6- 16 | 292 | 0- 1 | 22 | 62 | 171 | 171 | 5 | 5 | |
| DIV. I NON-CONF. | 5- 8 | 224 | 0- 0 | 73 | 78 | 178 | 178 | 5 | 5 | |
| TOTALS | RPI 1-25 | RPI 26-50 | W-L RECORDS | RPI 51-100 | RPI 101-150 | RPI 150+ | | | | |
| 6- 16 | 0- 6 | 0- 3 | OVERALL | 0- 4 | 0- 2 | 6- 1 | | | | |
| 5- 6 | 0- 2 | 0- 1 | HOME | 0- 1 | 0- 1 | 5- 1 | | | | |
| 1- 7 | 0- 3 | 0- 1 | AWAY | 0- 3 | 0- 0 | 1- 0 | | | | |
| 0- 3 | 0- 1 | 0- 1 | NEUTRAL | 0- 0 | 0- 1 | 0- 0 | | | | |
| 5- 8 | 0- 3 | 0- 1 | NON-CONFERENCE | 0- 2 | 0- 1 | 5- 1 | | | | |
| 4- 2 | 0- 1 | 0- 0 | HOME | 0- 0 | 0- 0 | 4- 1 | | | | |
| 1- 3 | 0- 1 | 0- 0 | AWAY | 0- 2 | 0- 0 | 1- 0 | | | | |
| 0- 3 | 0- 1 | 0- 1 | NEUTRAL | 0- 0 | 0- 1 | 0- 0 | | | | |
| 1- 8 | 0- 3 | 0- 2 | CONFERENCE | 0- 2 | 0- 1 | 1- 0 | | | | |
| 1- 4 | 0- 1 | 0- 1 | HOME | 0- 1 | 0- 1 | 1- 0 | | | | |
| 0- 4 | 0- 2 | 0- 1 | AWAY | 0- 1 | 0- 0 | 0- 0 | | | | |
| 0- 0 | 0- 0 | 0- 0 | NEUTRAL | 0- 0 | 0- 0 | 0- 0 | | | | |

| RPI S | Opponent | Score | RPI S | Opponent | Score | RPI S | Opponent | Score | RPI S | Opponent | Score | Team's RPI: 171 |
|---------------------------|----------------|-------|-------|------------|-------|-------|--------------|-------|-------|---------------|-------|-----------------|
| 6 N | UConn | 42 80 | 27 N | Miami (FL) | 65 90 | 57 H | Tennessee | 65 82 | 105 N | Creighton | 55 75 | |
| 9 A | NC State | 54 74 | 33 A | Kentucky | 55 77 | 58 A | Kansas St. | 61 72 | 110 H | Georgia | 64 71 | |
| 15 A | South Carolina | 69 80 | 50 H | Auburn | 70 72 | 59 A | Middle Tenn. | 58 65 | 160 H | North Ala. | 71 74 | |
| 20 A | Texas A&M | 53 69 | | | | 73 A | Arkansas | 62 83 | 180 A | Ball St. | 60 43 | |
| 20 H | Texas A&M | 43 50 | | | | | | | 201 H | Ole Miss | 80 68 | |
| 21 H | Central Mich. | 57 66 | | | | | | | 259 H | Samford | 77 52 | |
| | | | | | | | | | 284 H | Austin Peay | 99 70 | |
| | | | | | | | | | 290 H | Tennessee St. | 89 63 | |
| | | | | | | | | | 334 H | Presbyterian | 78 43 | |
| LAST 12 Division I GAMES: | | | | | | | | | | | | |
| 20 A | Texas A&M | 53 69 | 57 H | Tennessee | 65 82 | | | | | | | |
| 15 A | South Carolina | 69 80 | 110 H | Georgia | 64 71 | | | | | | | |
| 201 H | Ole Miss | 80 68 | 33 A | Kentucky | 55 77 | | | | | | | |
| 50 H | Auburn | 70 72 | 259 H | Samford | 77 52 | | | | | | | |
| 73 A | Arkansas | 62 83 | 105 N | Creighton | 55 75 | | | | | | | |
| 20 H | Texas A&M | 43 50 | 27 N | Miami (FL) | 65 90 | | | | | | | |

Non-Div I Games:

Vanderbilt

Loss, Non-Conf, S Site, H Home A Away N Neutral

| | | | | | | | | | |
|------------------------------|----------|-----------|----------------|-------------|---------------|----------|------|-------|-----------|
| Average RPI Win: 280 | WON-LOST | WINNING | LAST 10 | STRENGTH OF | OPP. STRENGTH | TEAM | ADJ. | CONF. | ADJ CONF. |
| Average RPI Loss: 164 | RECORD | PCT. RANK | GAMES | SCHEDULE | OF SCHEDULE | RPI | RPI | RPI | RPI |
| DIV. I ONLY | 8- 12 | 230 | 0- 1 | 263 | 279 | 273 | 273 | 23 | 23 |
| DIV. I NON-CONF. | 3- 8 | 267 | 0- 1 | 215 | 288 | 294 | 294 | 25 | 25 |
| TOTALS | RPI 1-25 | RPI 26-50 | W-L RECORDS | RPI 51-100 | RPI 101-150 | RPI 150+ | | | |
| 8- 12 | 0- 0 | 0- 0 | OVERALL | 0- 5 | 0- 0 | 8- 7 | | | |
| 5- 7 | 0- 0 | 0- 0 | HOME | 0- 3 | 0- 0 | 5- 4 | | | |
| 3- 5 | 0- 0 | 0- 0 | AWAY | 0- 2 | 0- 0 | 3- 3 | | | |
| 0- 0 | 0- 0 | 0- 0 | NEUTRAL | 0- 0 | 0- 0 | 0- 0 | | | |
| 3- 8 | 0- 0 | 0- 0 | NON-CONFERENCE | 0- 3 | 0- 0 | 3- 5 | | | |
| 2- 5 | 0- 0 | 0- 0 | HOME | 0- 2 | 0- 0 | 2- 3 | | | |
| 1- 3 | 0- 0 | 0- 0 | AWAY | 0- 1 | 0- 0 | 1- 2 | | | |
| 0- 0 | 0- 0 | 0- 0 | NEUTRAL | 0- 0 | 0- 0 | 0- 0 | | | |
| 5- 4 | 0- 0 | 0- 0 | CONFERENCE | 0- 2 | 0- 0 | 5- 2 | | | |
| 3- 2 | 0- 0 | 0- 0 | HOME | 0- 1 | 0- 0 | 3- 1 | | | |
| 2- 2 | 0- 0 | 0- 0 | AWAY | 0- 1 | 0- 0 | 2- 1 | | | |
| 0- 0 | 0- 0 | 0- 0 | NEUTRAL | 0- 0 | 0- 0 | 0- 0 | | | |

| RPI S | Opponent | Score | RPI S | Opponent | Score | RPI S | Opponent | Score | RPI S | Opponent | Score | Team's RPI: 273 |
|---------------------------|-----------------|-------|-------|----------------|-------|-------|------------|-------|-------|-----------------|--------|-----------------|
| | | | | | | 76 | H Maine | 51 63 | 151 | A South Fla. | 55 102 | |
| | | | | | | 88 | H Drexel | 44 60 | 165 | H Stony Brook | 61 67 | |
| | | | | | | 90 | H Yale | 55 58 | 194 | H Rider | 54 49 | |
| | | | | | | 92 | A Kansas | 36 77 | 199 | H Rhode Island | 58 61 | |
| | | | | | | 97 | A Hartford | 32 61 | 209 | H Holy Cross | 40 65 | |
| | | | | | | | | | 226 | H Dartmouth | 42 66 | |
| | | | | | | | | | 236 | H Albany (NY) | 52 39 | |
| | | | | | | | | | 243 | A Binghamton | 58 57 | |
| | | | | | | | | | 267 | A Canisius | 46 67 | |
| | | | | | | | | | 301 | A UMBC | 58 44 | |
| | | | | | | | | | 306 | A UMass Lowell | 51 54 | |
| | | | | | | | | | 306 | H UMass Lowell | 52 42 | |
| | | | | | | | | | 308 | A NJIT | 71 63 | |
| | | | | | | | | | 326 | H Wagner | 56 54 | |
| | | | | | | | | | 328 | H New Hampshire | 69 60 | |
| LAST 12 Division I GAMES: | | | | | | | | | | | | |
| 306 | H UMass Lowell | 52 42 | 88 | H Drexel | 44 60 | | | | | | | |
| 165 | H Stony Brook | 61 67 | 76 | H Maine | 51 63 | | | | | | | |
| 301 | A UMBC | 58 44 | 236 | H Albany (NY) | 52 39 | | | | | | | |
| 243 | A Binghamton | 58 57 | 306 | A UMass Lowell | 51 54 | | | | | | | |
| 328 | H New Hampshire | 69 60 | 92 | A Kansas | 36 77 | | | | | | | |
| 97 | A Hartford | 32 61 | 267 | A Canisius | 46 67 | | | | | | | |

Non-Div I Games: Norwich 78 28

Vermont

■ Loss,
 ■ Non-Conf, S Site,
 ■ Home
 ■ Away
 N Neutral

| | | | | | | | | | | |
|-------------------|----------|-----------|----------------|------------|-------------|---------------|------|------|-------|-----------|
| Average RPI Win: | 144 | WON-LOST | WINNING | LAST 10 | STRENGTH OF | OPP. STRENGTH | TEAM | ADJ. | CONF. | ADJ CONF. |
| Average RPI Loss: | 51 | RECORD | PCT. RANK | GAMES | SCHEDULE | OF SCHEDULE | RPI | RPI | RPI | RPI |
| DIV. I ONLY | 15- 7 | 81 | 1- 0 | 50 | 49 | 43 | 43 | 6 | 6 | |
| DIV. I NON-CONF. | 9- 2 | 43 | 0- 0 | 82 | 66 | 21 | 21 | 4 | 4 | |
| TOTALS | RPI 1-25 | RPI 26-50 | W-L RECORDS | RPI 51-100 | RPI 101-150 | RPI 150+ | | | | |
| 15- 7 | 0- 2 | 0- 2 | OVERALL | 3- 2 | 7- 1 | 5- 0 | | | | |
| 8- 3 | 0- 1 | 0- 2 | HOME | 2- 0 | 3- 0 | 3- 0 | | | | |
| 7- 3 | 0- 1 | 0- 0 | AWAY | 1- 1 | 4- 1 | 2- 0 | | | | |
| 0- 1 | 0- 0 | 0- 0 | NEUTRAL | 0- 1 | 0- 0 | 0- 0 | | | | |
| 9- 2 | 0- 1 | 0- 0 | NON-CONFERENCE | 3- 1 | 2- 0 | 4- 0 | | | | |
| 5- 0 | 0- 0 | 0- 0 | HOME | 2- 0 | 1- 0 | 2- 0 | | | | |
| 4- 1 | 0- 1 | 0- 0 | AWAY | 1- 0 | 1- 0 | 2- 0 | | | | |
| 0- 1 | 0- 0 | 0- 0 | NEUTRAL | 0- 1 | 0- 0 | 0- 0 | | | | |
| 6- 5 | 0- 1 | 0- 2 | CONFERENCE | 0- 1 | 5- 1 | 1- 0 | | | | |
| 3- 3 | 0- 1 | 0- 2 | HOME | 0- 0 | 2- 0 | 1- 0 | | | | |
| 3- 2 | 0- 0 | 0- 0 | AWAY | 0- 1 | 3- 1 | 0- 0 | | | | |
| 0- 0 | 0- 0 | 0- 0 | NEUTRAL | 0- 0 | 0- 0 | 0- 0 | | | | |

| RPI 1-25 | | | | RPI 26-50 | | | | Team's RPI: 43 | RPI 51-100 | | | | RPI 101+ | | | |
|---------------------------|---|-----------------|-------|-----------|---|------------|-------|----------------|------------|---|---------------|-------|----------|---|-------------------|-------|
| RPI | S | Opponent | Score | RPI | S | Opponent | Score | | RPI | S | Opponent | Score | RPI | S | Opponent | Score |
| 7 | H | Marquette | 55 91 | 37 | H | DePaul | 59 66 | | 56 | N | Virginia Tech | 59 61 | 103 | A | Providence | 61 67 |
| 14 | A | UCF | 56 71 | 45 | H | Butler | 55 63 | | 77 | H | Princeton | 67 46 | 103 | H | Providence | 53 33 |
| | | | | | | | | | 81 | A | Penn | 58 50 | 105 | A | Creighton | 54 52 |
| | | | | | | | | | 93 | A | Georgetown | 63 68 | 105 | H | Creighton | 67 62 |
| | | | | | | | | | 97 | H | Hartford | 59 41 | 106 | A | Seton Hall | 70 66 |
| | | | | | | | | | | | | | 110 | H | Georgia | 62 56 |
| | | | | | | | | | | | | | 125 | A | St. John's (NY) | 73 57 |
| | | | | | | | | | | | | | 137 | A | Lehigh | 70 48 |
| | | | | | | | | | | | | | 169 | H | Xavier | 75 71 |
| | | | | | | | | | | | | | 186 | H | Temple | 76 68 |
| | | | | | | | | | | | | | 188 | A | George Washington | 60 45 |
| | | | | | | | | | | | | | 281 | A | Saint Joseph's | 47 35 |
| | | | | | | | | | | | | | 286 | H | La Salle | 81 68 |
| LAST 12 Division I GAMES: | | | | | | | | | | | | | | | | |
| 103 | H | Providence | 53 33 | 105 | H | Creighton | 67 62 | | | | | | | | | |
| 125 | A | St. John's (NY) | 73 57 | 7 | H | Marquette | 55 91 | | | | | | | | | |
| 106 | A | Seton Hall | 70 66 | 103 | A | Providence | 61 67 | | | | | | | | | |
| 93 | A | Georgetown | 63 68 | 105 | A | Creighton | 54 52 | | | | | | | | | |
| 81 | A | Penn | 58 50 | 169 | H | Xavier | 75 71 | | | | | | | | | |
| 37 | H | DePaul | 59 66 | 45 | H | Butler | 55 63 | | | | | | | | | |

Non-Div I Games:

Villanova

■ Loss,
■ Non-Conf,
■ S Site,
■ H Home
■ A Away
N Neutral

| | | | | | | | | | | |
|-------------------|----------|-----------|----------------|------------|-------------|---------------|------|------|-------|-----------|
| Average RPI Win: | 154 | WON-LOST | WINNING | LAST 10 | STRENGTH OF | OPP. STRENGTH | TEAM | ADJ. | CONF. | ADJ CONF. |
| Average RPI Loss: | 52 | RECORD | PCT. RANK | GAMES | SCHEDULE | OF SCHEDULE | RPI | RPI | RPI | RPI |
| DIV. I ONLY | 8- 14 | 247 | 0- 1 | 4 | 24 | 104 | 104 | 1 | 1 | |
| DIV. I NON-CONF. | 6- 7 | 172 | 0- 0 | 30 | 71 | 122 | 122 | 1 | 1 | |
| TOTALS | RPI 1-25 | RPI 26-50 | W-L RECORDS | RPI 51-100 | RPI 101-150 | RPI 150+ | | | | |
| 8- 14 | 0- 7 | 0- 3 | OVERALL | 2- 1 | 2- 2 | 4- 1 | | | | |
| 5- 7 | 0- 4 | 0- 0 | HOME | 1- 1 | 1- 1 | 3- 1 | | | | |
| 2- 6 | 0- 3 | 0- 3 | AWAY | 1- 0 | 1- 0 | 0- 0 | | | | |
| 1- 1 | 0- 0 | 0- 0 | NEUTRAL | 0- 0 | 0- 1 | 1- 0 | | | | |
| 6- 7 | 0- 3 | 0- 1 | NON-CONFERENCE | 1- 0 | 1- 2 | 4- 1 | | | | |
| 4- 4 | 0- 2 | 0- 0 | HOME | 0- 0 | 1- 1 | 3- 1 | | | | |
| 1- 2 | 0- 1 | 0- 1 | AWAY | 1- 0 | 0- 0 | 0- 0 | | | | |
| 1- 1 | 0- 0 | 0- 0 | NEUTRAL | 0- 0 | 0- 1 | 1- 0 | | | | |
| 2- 7 | 0- 4 | 0- 2 | CONFERENCE | 1- 1 | 1- 0 | 0- 0 | | | | |
| 1- 3 | 0- 2 | 0- 0 | HOME | 1- 1 | 0- 0 | 0- 0 | | | | |
| 1- 4 | 0- 2 | 0- 2 | AWAY | 0- 0 | 1- 0 | 0- 0 | | | | |
| 0- 0 | 0- 0 | 0- 0 | NEUTRAL | 0- 0 | 0- 0 | 0- 0 | | | | |

| RPI 1-25 | | | | RPI 26-50 | | | | RPI 51-100 | | | | RPI 101+ Team's RPI: 104 | | | |
|---------------------------|---|-----------------|-------|-----------|---|-------------|-------|------------|---|---------------|-------|--------------------------|---|-------------|-------|
| RPI | S | Opponent | Score | RPI | S | Opponent | Score | RPI | S | Opponent | Score | RPI | S | Opponent | Score |
| 3 | A | Louisville | 43 91 | 27 | A | Miami (FL) | 59 72 | 56 | H | Virginia Tech | 62 58 | 101 | H | American | 57 54 |
| 8 | H | Mississippi St. | 44 72 | 33 | A | Kentucky | 51 63 | 67 | A | Old Dominion | 73 67 | 112 | N | Alabama | 52 64 |
| 9 | H | NC State | 38 66 | 47 | A | Clemson | 65 71 | 99 | H | Wake Forest | 42 52 | 121 | H | Radford | 44 57 |
| 10 | A | Syracuse | 68 72 | | | | | | | | | 122 | A | Pittsburgh | 74 57 |
| 21 | H | Central Mich. | 61 74 | | | | | | | | | 151 | N | South Fla. | 74 67 |
| 23 | H | Florida St. | 61 63 | | | | | | | | | 158 | H | Charlotte | 65 61 |
| 24 | A | Michigan St. | 66 91 | | | | | | | | | 196 | H | Saint Louis | 65 67 |
| | | | | | | | | | | | | 256 | H | N.C. A&T | 67 57 |
| | | | | | | | | | | | | 317 | H | Coppin St. | 55 41 |
| LAST 12 Division I GAMES: | | | | | | | | | | | | | | | |
| 10 | A | Syracuse | 68 72 | 27 | A | Miami (FL) | 59 72 | | | | | | | | |
| 99 | H | Wake Forest | 42 52 | 47 | A | Clemson | 65 71 | | | | | | | | |
| 122 | A | Pittsburgh | 74 57 | 23 | H | Florida St. | 61 63 | | | | | | | | |
| 3 | A | Louisville | 43 91 | 158 | H | Charlotte | 65 61 | | | | | | | | |
| 9 | H | NC State | 38 66 | 151 | N | South Fla. | 74 67 | | | | | | | | |
| 56 | H | Virginia Tech | 62 58 | 112 | N | Alabama | 52 64 | | | | | | | | |

Non-Div I Games:

Virginia

■ Loss,
■ Non-Conf,
■ S Site,
■ H Home
■ A Away
N Neutral

| | | | | | | | | | | |
|-------------------|----------|-----------|----------------|------------|-------------|---------------|------|------|-------|-----------|
| Average RPI Win: | 178 | WON-LOST | WINNING | LAST 10 | STRENGTH OF | OPP. STRENGTH | TEAM | ADJ. | CONF. | ADJ CONF. |
| Average RPI Loss: | 28 | RECORD | PCT. RANK | GAMES | SCHEDULE | OF SCHEDULE | RPI | RPI | RPI | RPI |
| DIV. I ONLY | 15- 7 | 81 | 1- 0 | 69 | 35 | 56 | 56 | 1 | 1 | |
| DIV. I NON-CONF. | 13- 0 | 1 | 0- 0 | 235 | 150 | 29 | 29 | 1 | 1 | |
| TOTALS | RPI 1-25 | RPI 26-50 | W-L RECORDS | RPI 51-100 | RPI 101-150 | RPI 150+ | | | | |
| 15- 7 | 1- 5 | 1- 1 | OVERALL | 0- 0 | 6- 1 | 7- 0 | | | | |
| 8- 4 | 1- 4 | 0- 0 | HOME | 0- 0 | 2- 0 | 5- 0 | | | | |
| 3- 3 | 0- 1 | 0- 1 | AWAY | 0- 0 | 2- 1 | 1- 0 | | | | |
| 4- 0 | 0- 0 | 1- 0 | NEUTRAL | 0- 0 | 2- 0 | 1- 0 | | | | |
| 13- 0 | 1- 0 | 1- 0 | NON-CONFERENCE | 0- 0 | 4- 0 | 7- 0 | | | | |
| 8- 0 | 1- 0 | 0- 0 | HOME | 0- 0 | 2- 0 | 5- 0 | | | | |
| 1- 0 | 0- 0 | 0- 0 | AWAY | 0- 0 | 0- 0 | 1- 0 | | | | |
| 4- 0 | 0- 0 | 1- 0 | NEUTRAL | 0- 0 | 2- 0 | 1- 0 | | | | |
| 2- 7 | 0- 5 | 0- 1 | CONFERENCE | 0- 0 | 2- 1 | 0- 0 | | | | |
| 0- 4 | 0- 4 | 0- 0 | HOME | 0- 0 | 0- 0 | 0- 0 | | | | |
| 2- 3 | 0- 1 | 0- 1 | AWAY | 0- 0 | 2- 1 | 0- 0 | | | | |
| 0- 0 | 0- 0 | 0- 0 | NEUTRAL | 0- 0 | 0- 0 | 0- 0 | | | | |

| RPI 1-25 | | | | RPI 26-50 | | | | RPI 51-100 | | | | Team's RPI: 56 | RPI 101+ | | | |
|---------------------------|---|----------------|-------|-----------|---|----------------|-------|------------|---|----------|-------|----------------|----------|---|----------------|-------|
| RPI | S | Opponent | Score | RPI | S | Opponent | Score | RPI | S | Opponent | Score | | RPI | S | Opponent | Score |
| 1 | H | Notre Dame | 51 80 | 27 | A | Miami (FL) | 61 68 | | | | | | 102 | A | Boston College | 95 86 |
| 9 | A | NC State | 61 70 | 43 | N | Villanova | 61 59 | | | | | | 104 | A | Virginia | 58 62 |
| 10 | H | Syracuse | 73 75 | | | | | | | | | | 108 | N | Dayton | 69 57 |
| 16 | H | Rutgers | 67 51 | | | | | | | | | | 109 | N | Ohio St. | 81 73 |
| 22 | H | North Carolina | 69 81 | | | | | | | | | | 121 | H | Radford | 55 44 |
| 23 | H | Florida St. | 54 56 | | | | | | | | | | 122 | A | Pittsburgh | 74 58 |
| | | | | | | | | | | | | | 130 | H | Chattanooga | 74 59 |
| | | | | | | | | | | | | | 225 | A | Liberty | 72 61 |
| | | | | | | | | | | | | | 230 | H | Monmouth | 82 49 |
| | | | | | | | | | | | | | 245 | H | Mt. St. Mary's | 83 51 |
| | | | | | | | | | | | | | 261 | N | Richmond | 85 57 |
| | | | | | | | | | | | | | 272 | H | Ga. Southern | 78 49 |
| | | | | | | | | | | | | | 338 | H | USC Upstate | 96 45 |
| | | | | | | | | | | | | | 342 | H | Longwood | 93 39 |
| LAST 12 Division I GAMES: | | | | | | | | | | | | | | | | |
| 122 | A | Pittsburgh | 74 58 | 102 | A | Boston College | 95 86 | | | | | | | | | |
| 23 | H | Florida St. | 54 56 | 10 | H | Syracuse | 73 75 | | | | | | | | | |
| 22 | H | North Carolina | 69 81 | 27 | A | Miami (FL) | 61 68 | | | | | | | | | |
| 9 | A | NC State | 61 70 | 342 | H | Longwood | 93 39 | | | | | | | | | |
| 1 | H | Notre Dame | 51 80 | 109 | N | Ohio St. | 81 73 | | | | | | | | | |
| 104 | A | Virginia | 58 62 | 108 | N | Dayton | 69 57 | | | | | | | | | |

Non-Div I Games:

Virginia Tech

W
a
g
n
e
rW
a
g
n
e
r

Wagner

Page 332

Wake Forest

Through Games Of Feb. 3, 2019

| | | | | | | | | | | |
|-------------------|----------|-----------|----------------|------------|-------------|---------------|------|------|-------|-----------|
| Average RPI Win: | 170 | WON-LOST | WINNING | LAST 10 | STRENGTH OF | OPP. STRENGTH | TEAM | ADJ. | CONF. | ADJ CONF. |
| Average RPI Loss: | 66 | RECORD | PCT. RANK | GAMES | SCHEDULE | OF SCHEDULE | RPI | RPI | RPI | RPI |
| DIV. I ONLY | 10- 12 | 196 | 0- 1 | 15 | 74 | 99 | 99 | 1 | 1 | |
| DIV. I NON-CONF. | 9- 4 | 85 | 0- 0 | 67 | 278 | 80 | 80 | 1 | 1 | |
| TOTALS | RPI 1-25 | RPI 26-50 | W-L RECORDS | RPI 51-100 | RPI 101-150 | RPI 150+ | | | | |
| 10- 12 | 0- 5 | 1- 2 | OVERALL | 0- 1 | 3- 2 | 6- 2 | | | | |
| 7- 6 | 0- 2 | 1- 2 | HOME | 0- 0 | 2- 1 | 4- 1 | | | | |
| 2- 6 | 0- 3 | 0- 0 | AWAY | 0- 1 | 1- 1 | 1- 1 | | | | |
| 1- 0 | 0- 0 | 0- 0 | NEUTRAL | 0- 0 | 0- 0 | 1- 0 | | | | |
| 9- 4 | 0- 0 | 1- 1 | NON-CONFERENCE | 0- 0 | 2- 1 | 6- 2 | | | | |
| 7- 2 | 0- 0 | 1- 1 | HOME | 0- 0 | 2- 0 | 4- 1 | | | | |
| 1- 2 | 0- 0 | 0- 0 | AWAY | 0- 0 | 0- 1 | 1- 1 | | | | |
| 1- 0 | 0- 0 | 0- 0 | NEUTRAL | 0- 0 | 0- 0 | 1- 0 | | | | |
| 1- 8 | 0- 5 | 0- 1 | CONFERENCE | 0- 1 | 1- 1 | 0- 0 | | | | |
| 0- 4 | 0- 2 | 0- 1 | HOME | 0- 0 | 0- 1 | 0- 0 | | | | |
| 1- 4 | 0- 3 | 0- 0 | AWAY | 0- 1 | 1- 0 | 0- 0 | | | | |
| 0- 0 | 0- 0 | 0- 0 | NEUTRAL | 0- 0 | 0- 0 | 0- 0 | | | | |

| RPI 1-25 | | | | RPI 26-50 | | | | RPI 51-100 | | | | RPI 101+ | | | |
|---------------------------|---|----------------|-------|-----------|---|----------------|-------|------------|---|--------------------|-------|----------|---|--------------------|-------|
| RPI | S | Opponent | Score | RPI | S | Opponent | Score | RPI | S | Opponent | Score | RPI | S | Opponent | Score |
| 1 | A | Notre Dame | 48 78 | 27 | H | Miami (FL) | 57 72 | 70 | A | Duke | 52 66 | 102 | H | Boston College | 64 65 |
| 3 | H | Louisville | 49 73 | 32 | H | Indiana | 73 87 | | | | | 104 | A | Virginia | 52 42 |
| 9 | H | NC State | 50 59 | 42 | H | James Madison | 50 49 | | | | | 119 | H | Towson | 60 53 |
| 22 | A | North Carolina | 61 84 | | | | | | | | | 120 | A | VCU | 40 53 |
| 23 | A | Florida St. | 61 85 | | | | | | | | | 125 | H | St. John's (NY) | 64 59 |
| | | | | | | | | | | | | 155 | H | Mercer | 69 54 |
| | | | | | | | | | | | | 158 | A | Charlotte | 69 43 |
| | | | | | | | | | | | | 169 | H | Xavier | 50 62 |
| | | | | | | | | | | | | 174 | H | UMES | 78 67 |
| | | | | | | | | | | | | 217 | A | East Carolina | 61 70 |
| | | | | | | | | | | | | 261 | H | Richmond | 62 48 |
| | | | | | | | | | | | | 268 | H | Norfolk St. | 63 61 |
| | | | | | | | | | | | | 295 | N | South Carolina St. | 58 44 |
| LAST 12 Division I GAMES: | | | | | | | | | | | | | | | |
| | | | | 9 | H | NC State | 50 59 | 23 | A | Florida St. | 61 85 | | | | |
| | | | | 104 | A | Virginia | 52 42 | 102 | H | Boston College | 64 65 | | | | |
| | | | | 70 | A | Duke | 52 66 | 27 | H | Miami (FL) | 57 72 | | | | |
| | | | | 3 | H | Louisville | 49 73 | 268 | H | Norfolk St. | 63 61 | | | | |
| | | | | 22 | A | North Carolina | 61 84 | 295 | N | South Carolina St. | 58 44 | | | | |
| | | | | 1 | A | Notre Dame | 48 78 | 42 | H | James Madison | 50 49 | | | | |

Non-Div I Games:

Wake Forest

■ Loss,
 ■ Non-Conf,
 ■ S Site,
 ■ H Home
 ■ A Away
 N Neutral

| Average RPI Win: | 190 | WON-LOST | WINNING | LAST 10 | STRENGTH OF | OPP. STRENGTH | TEAM | ADJ. | CONF. | ADJ CONF. |
|-------------------|----------|-----------|----------------|------------|-------------|---------------|------|------|-------|-----------|
| Average RPI Loss: | 50 | RECORD | PCT. RANK | GAMES | SCHEDULE | OF SCHEDULE | RPI | RPI | RPI | RPI |
| DIV. I ONLY | 8- 15 | 257 | 0- 1 | 16 | 55 | 136 | 136 | 2 | 2 | |
| DIV. I NON-CONF. | 7- 5 | 132 | 0- 1 | 97 | 166 | 129 | 129 | 2 | 2 | |
| TOTALS | RPI 1-25 | RPI 26-50 | W-L RECORDS | RPI 51-100 | RPI 101-150 | RPI 150+ | | | | |
| 8- 15 | 0- 4 | 0- 5 | OVERALL | 1- 3 | 3- 3 | 4- 0 | | | | |
| 6- 6 | 0- 2 | 0- 2 | HOME | 0- 1 | 3- 1 | 3- 0 | | | | |
| 1- 7 | 0- 2 | 0- 3 | AWAY | 0- 1 | 0- 1 | 1- 0 | | | | |
| 1- 2 | 0- 0 | 0- 0 | NEUTRAL | 1- 1 | 0- 1 | 0- 0 | | | | |
| 7- 5 | 0- 1 | 0- 0 | NON-CONFERENCE | 1- 2 | 2- 2 | 4- 0 | | | | |
| 5- 2 | 0- 1 | 0- 0 | HOME | 0- 1 | 2- 0 | 3- 0 | | | | |
| 1- 1 | 0- 0 | 0- 0 | AWAY | 0- 0 | 0- 1 | 1- 0 | | | | |
| 1- 2 | 0- 0 | 0- 0 | NEUTRAL | 1- 1 | 0- 1 | 0- 0 | | | | |
| 1- 10 | 0- 3 | 0- 5 | CONFERENCE | 0- 1 | 1- 1 | 0- 0 | | | | |
| 1- 4 | 0- 1 | 0- 2 | HOME | 0- 0 | 1- 1 | 0- 0 | | | | |
| 0- 6 | 0- 2 | 0- 3 | AWAY | 0- 1 | 0- 0 | 0- 0 | | | | |
| 0- 0 | 0- 0 | 0- 0 | NEUTRAL | 0- 0 | 0- 0 | 0- 0 | | | | |

| RPI | S | Opponent | Score | RPI | S | Opponent | Score | RPI | S | Opponent | Score | RPI | S | Opponent | Score | Team's RPI: 136 |
|---------------------------|---|--------------------------|---------------|-----|---|-----------------|--------------|-----|---|---------------------|--------------|-----|---|-------------------|--------------|-----------------|
| 4 | A | Oregon | 71 84 | 26 | A | California | 70 79 | 53 | A | Southern California | 57 82 | 109 | H | Ohio St. | 69 59 | |
| 4 | H | Oregon | 57 76 | 30 | H | Utah | 43 58 | 55 | N | Michigan | 73 80 | 123 | H | Washington St. | 76 79 | |
| 5 | A | Stanford | 54 91 | 31 | A | Oregon St. | 67 78 | 61 | H | Boise St. | 69 73 | 124 | A | Tulane | 51 63 | |
| 8 | H | Mississippi St. | 56 103 | 31 | H | Oregon St. | 39 86 | 70 | N | Duke | 71 64 | 131 | H | Colorado | 68 58 | |
| | | | | 49 | A | UCLA | 60 76 | | | | | 140 | N | Fordham | 57 65 | |
| | | | | | | | | | | | | 146 | H | Montana | 69 54 | |
| | | | | | | | | | | | | 202 | H | George Mason | 81 52 | |
| | | | | | | | | | | | | 255 | H | Cal St. Fullerton | 83 74 | |
| | | | | | | | | | | | | 266 | H | Northern Ariz. | 81 59 | |
| | | | | | | | | | | | | 341 | A | Seattle U | 69 58 | |
| LAST 12 Division I GAMES: | | | | | | | | | | | | | | | | |
| | | 55 N Michigan | 73 80 | | | 61 H Boise St. | 69 73 | | | | | | | | | |
| | | 140 N Fordham | 57 65 | | | 26 A California | 70 79 | | | | | | | | | |
| | | 49 A UCLA | 60 76 | | | 5 A Stanford | 54 91 | | | | | | | | | |
| | | 53 A Southern California | 57 82 | | | 30 H Utah | 43 58 | | | | | | | | | |
| | | 4 H Oregon | 57 76 | | | 131 H Colorado | 68 58 | | | | | | | | | |
| | | 31 H Oregon St. | 39 86 | | | 31 A Oregon St. | 67 78 | | | | | | | | | |

Non-Div I Games:

Washington

■ Loss,
■ Non-Conf,
■ S Site,
■ H Home
■ A Away
N Neutral

| | | | | | | | | | | |
|-------------------|----------|-----------|----------------|------------|-------------|---------------|------|------|-------|-----------|
| Average RPI Win: | 163 | WON-LOST | WINNING | LAST 10 | STRENGTH OF | OPP. STRENGTH | TEAM | ADJ. | CONF. | ADJ CONF. |
| Average RPI Loss: | 54 | RECORD | PCT. RANK | GAMES | SCHEDULE | OF SCHEDULE | RPI | RPI | RPI | RPI |
| DIV. I ONLY | 7- 15 | 268 | 1- 0 | 7 | 41 | 123 | 123 | 2 | 2 | |
| DIV. I NON-CONF. | 5- 6 | 177 | 1- 0 | 63 | 108 | 159 | 159 | 2 | 2 | |
| TOTALS | RPI 1-25 | RPI 26-50 | W-L RECORDS | RPI 51-100 | RPI 101-150 | RPI 150+ | | | | |
| 7- 15 | 0- 4 | 0- 5 | OVERALL | 2- 4 | 2- 1 | 3- 1 | | | | |
| 4- 6 | 0- 1 | 0- 2 | HOME | 2- 2 | 1- 0 | 1- 1 | | | | |
| 1- 8 | 0- 3 | 0- 3 | AWAY | 0- 1 | 1- 1 | 0- 0 | | | | |
| 2- 1 | 0- 0 | 0- 0 | NEUTRAL | 0- 1 | 0- 0 | 2- 0 | | | | |
| 5- 6 | 0- 1 | 0- 0 | NON-CONFERENCE | 2- 3 | 0- 1 | 3- 1 | | | | |
| 3- 3 | 0- 0 | 0- 0 | HOME | 2- 2 | 0- 0 | 1- 1 | | | | |
| 0- 2 | 0- 1 | 0- 0 | AWAY | 0- 0 | 0- 1 | 0- 0 | | | | |
| 2- 1 | 0- 0 | 0- 0 | NEUTRAL | 0- 1 | 0- 0 | 2- 0 | | | | |
| 2- 9 | 0- 3 | 0- 5 | CONFERENCE | 0- 1 | 2- 0 | 0- 0 | | | | |
| 1- 3 | 0- 1 | 0- 2 | HOME | 0- 0 | 1- 0 | 0- 0 | | | | |
| 1- 6 | 0- 2 | 0- 3 | AWAY | 0- 1 | 1- 0 | 0- 0 | | | | |
| 0- 0 | 0- 0 | 0- 0 | NEUTRAL | 0- 0 | 0- 0 | 0- 0 | | | | |

| RPI 1-25 | | | | RPI 26-50 | | | | RPI 51-100 | | | | RPI 101+ Team's RPI: 123 | | | |
|---------------------------|---|---------------------|-------|-----------|---|-------------|-------|------------|---|---------------------|-------|--------------------------|---|------------------|-------|
| RPI | S | Opponent | Score | RPI | S | Opponent | Score | RPI | S | Opponent | Score | RPI | S | Opponent | Score |
| 4 | A | Oregon | 58 98 | 26 | A | California | 63 77 | 52 | H | Saint Mary's (CA) | 64 70 | 131 | H | Colorado | 74 48 |
| 4 | H | Oregon | 64 79 | 30 | H | Utah | 68 72 | 53 | A | Southern California | 73 81 | 136 | A | Washington | 79 76 |
| 5 | A | Stanford | 64 85 | 31 | A | Oregon St. | 69 76 | 61 | H | Boise St. | 95 71 | 144 | A | CSUN | 52 65 |
| 12 | A | Gonzaga | 53 76 | 31 | H | Oregon St. | 35 52 | 78 | H | UC Davis | 62 75 | 195 | H | Utah St. | 61 72 |
| | | | | 49 | A | UCLA | 56 83 | 92 | N | Kansas | 63 71 | 223 | N | Jacksonville St. | 64 51 |
| | | | | | | | | 100 | H | Nebraska | 87 84 | 228 | H | San Francisco | 91 61 |
| | | | | | | | | | | | | 263 | N | Wichita St. | 85 59 |
| LAST 12 Division I GAMES: | | | | | | | | | | | | | | | |
| 223 | N | Jacksonville St. | 64 51 | 263 | N | Wichita St. | 85 59 | | | | | | | | |
| 53 | A | Southern California | 73 81 | 26 | A | California | 63 77 | | | | | | | | |
| 49 | A | UCLA | 56 83 | 131 | H | Colorado | 74 48 | | | | | | | | |
| 31 | H | Oregon St. | 35 52 | 30 | H | Utah | 68 72 | | | | | | | | |
| 4 | H | Oregon | 64 79 | 4 | A | Oregon | 58 98 | | | | | | | | |
| 5 | A | Stanford | 64 85 | 31 | A | Oregon St. | 69 76 | | | | | | | | |

Non-Div I Games:

Washington St.

■ Loss,
 ■ Non-Conf,
 S Site,
 ■ Home
 ■ Away
 N Neutral

| | | | | | | | | | | |
|-------------------|----------|-----------|----------------|------------|-------------|---------------|------|------|-------|-----------|
| Average RPI Win: | 239 | WON-LOST | WINNING | LAST 10 | STRENGTH OF | OPP. STRENGTH | TEAM | ADJ. | CONF. | ADJ CONF. |
| Average RPI Loss: | 170 | RECORD | PCT. RANK | GAMES | SCHEDULE | OF SCHEDULE | RPI | RPI | RPI | RPI |
| DIV. I ONLY | 3- 17 | 326 | 0- 0 | 219 | 197 | 307 | 307 | 16 | 16 | |
| DIV. I NON-CONF. | 2- 7 | 288 | 0- 0 | 290 | 218 | 312 | 312 | 12 | 12 | |
| TOTALS | RPI 1-25 | RPI 26-50 | W-L RECORDS | RPI 51-100 | RPI 101-150 | RPI 150+ | | | | |
| 3- 17 | 0- 0 | 0- 1 | OVERALL | 0- 2 | 1- 4 | 2- 10 | | | | |
| 1- 8 | 0- 0 | 0- 0 | HOME | 0- 2 | 0- 2 | 1- 4 | | | | |
| 2- 8 | 0- 0 | 0- 1 | AWAY | 0- 0 | 1- 1 | 1- 6 | | | | |
| 0- 1 | 0- 0 | 0- 0 | NEUTRAL | 0- 0 | 0- 1 | 0- 0 | | | | |
| 2- 7 | 0- 0 | 0- 1 | NON-CONFERENCE | 0- 0 | 0- 2 | 2- 4 | | | | |
| 1- 2 | 0- 0 | 0- 0 | HOME | 0- 0 | 0- 0 | 1- 2 | | | | |
| 1- 4 | 0- 0 | 0- 1 | AWAY | 0- 0 | 0- 1 | 1- 2 | | | | |
| 0- 1 | 0- 0 | 0- 0 | NEUTRAL | 0- 0 | 0- 1 | 0- 0 | | | | |
| 1- 10 | 0- 0 | 0- 0 | CONFERENCE | 0- 2 | 1- 2 | 0- 6 | | | | |
| 0- 6 | 0- 0 | 0- 0 | HOME | 0- 2 | 0- 2 | 0- 2 | | | | |
| 1- 4 | 0- 0 | 0- 0 | AWAY | 0- 0 | 1- 0 | 0- 4 | | | | |
| 0- 0 | 0- 0 | 0- 0 | NEUTRAL | 0- 0 | 0- 0 | 0- 0 | | | | |

| RPI S | Opponent | Score | RPI S | Opponent | Score | RPI S | Opponent | Score | RPI S | Opponent | Score | Team's RPI: 307 |
|---------------------------|------------------|-------|-------|------------------|-------|-------|------------------|-------|-------|-----------------|-------|-----------------|
| 30 | A Utah | 56 77 | 74 | H Idaho St. | 57 70 | 115 | A Northern Colo. | 55 54 | 120 | N VCU | 36 64 | |
| | | | 95 | H Idaho | 74 79 | 132 | H Montana St. | 59 66 | 138 | A Pepperdine | 47 68 | |
| | | | | | | 146 | H Montana | 60 72 | 164 | A Portland St. | 38 65 | |
| | | | | | | 164 | H Portland St. | 59 77 | 166 | H Portland | 73 89 | |
| | | | | | | 170 | H UC Riverside | 39 71 | 197 | H Eastern Wash. | 58 64 | |
| | | | | | | 235 | A Sacramento St. | 62 77 | 257 | A Southern Utah | 79 84 | |
| | | | | | | 266 | A Northern Ariz. | 64 74 | 269 | A Utah Valley | 59 65 | |
| | | | | | | 274 | A UTSA | 59 66 | 279 | H UTEP | 68 63 | |
| | | | | | | 324 | A Incarnate Word | 72 64 | | | | |
| LAST 12 Division I GAMES: | | | | | | | | | | | | |
| 164 | A Portland St. | 38 65 | 235 | A Sacramento St. | 62 77 | | | | | | | |
| 146 | H Montana | 60 72 | 257 | A Southern Utah | 79 84 | | | | | | | |
| 132 | H Montana St. | 59 66 | 266 | A Northern Ariz. | 64 74 | | | | | | | |
| 115 | A Northern Colo. | 55 54 | 95 | H Idaho | 74 79 | | | | | | | |
| 164 | H Portland St. | 59 77 | 197 | H Eastern Wash. | 58 64 | | | | | | | |
| 74 | H Idaho St. | 57 70 | 170 | H UC Riverside | 39 71 | | | | | | | |

Non-Div I Games: La Verne 105 43

Weber St.

■ Loss,
 ■ Non-Conf,
 ■ S Site,
 ■ H Home
 ■ A Away
 N Neutral

West Virginia

Through Games Of Feb. 3, 2019

| | | | | | | | | | | |
|-------------------|----------|-----------|----------------|------------|-------------|---------------|------|------|-------|-----------|
| Average RPI Win: | 182 | WON-LOST | WINNING | LAST 10 | STRENGTH OF | OPP. STRENGTH | TEAM | ADJ. | CONF. | ADJ CONF. |
| Average RPI Loss: | 26 | RECORD | PCT. RANK | GAMES | SCHEDULE | OF SCHEDULE | RPI | RPI | RPI | RPI |
| DIV. I ONLY | 16- 5 | 45 | 1- 0 | 132 | 34 | 62 | 62 | 3 | 3 | |
| DIV. I NON-CONF. | 9- 2 | 43 | 1- 0 | 341 | 110 | 186 | 186 | 3 | 3 | |
| TOTALS | RPI 1-25 | RPI 26-50 | W-L RECORDS | RPI 51-100 | RPI 101-150 | RPI 150+ | | | | |
| 16- 5 | 1- 2 | 1- 2 | OVERALL | 3- 1 | 4- 0 | 7- 0 | | | | |
| 12- 2 | 1- 0 | 0- 2 | HOME | 3- 0 | 2- 0 | 6- 0 | | | | |
| 3- 2 | 0- 1 | 1- 0 | AWAY | 0- 1 | 2- 0 | 0- 0 | | | | |
| 1- 1 | 0- 1 | 0- 0 | NEUTRAL | 0- 0 | 0- 0 | 1- 0 | | | | |
| 9- 2 | 0- 1 | 0- 1 | NON-CONFERENCE | 0- 0 | 2- 0 | 7- 0 | | | | |
| 7- 1 | 0- 0 | 0- 1 | HOME | 0- 0 | 1- 0 | 6- 0 | | | | |
| 1- 0 | 0- 0 | 0- 0 | AWAY | 0- 0 | 1- 0 | 0- 0 | | | | |
| 1- 1 | 0- 1 | 0- 0 | NEUTRAL | 0- 0 | 0- 0 | 1- 0 | | | | |
| 7- 3 | 1- 1 | 1- 1 | CONFERENCE | 3- 1 | 2- 0 | 0- 0 | | | | |
| 5- 1 | 1- 0 | 0- 1 | HOME | 3- 0 | 1- 0 | 0- 0 | | | | |
| 2- 2 | 0- 1 | 1- 0 | AWAY | 0- 1 | 1- 0 | 0- 0 | | | | |
| 0- 0 | 0- 0 | 0- 0 | NEUTRAL | 0- 0 | 0- 0 | 0- 0 | | | | |

| RPI 1-25 | | | | RPI 26-50 | | | | RPI 51-100 | | | | RPI 101+ | | | |
|---------------------------|---|----------|-------|-----------|---|------------|-------|------------|---|--------------|-------|----------|---|-------------|-------|
| RPI | S | Opponent | Score | RPI | S | Opponent | Score | RPI | S | Opponent | Score | RPI | S | Opponent | Score |
| 2 | A | Baylor | 47 79 | 29 | A | Texas | 64 58 | 51 | A | TCU | 48 62 | 119 | H | Towson | 90 43 |
| 11 | H | Iowa St. | 73 64 | 29 | H | Texas | 58 70 | 58 | H | Kansas St. | 60 30 | 122 | A | Pittsburgh | 77 43 |
| 13 | N | Iowa | 81 84 | 35 | H | Missouri | 51 68 | 86 | H | Oklahoma St. | 67 58 | 143 | H | Texas Tech | 68 65 |
| | | | | | | | | 92 | H | Kansas | 71 50 | 145 | A | Oklahoma | 66 55 |
| | | | | | | | | | | | | 231 | H | Niagara | 84 32 |
| | | | | | | | | | | | | 299 | H | Bryant | 94 48 |
| | | | | | | | | | | | | 302 | H | Morgan St. | 72 37 |
| | | | | | | | | | | | | 308 | H | NJIT | 95 50 |
| | | | | | | | | | | | | 317 | H | Coppin St. | 78 37 |
| | | | | | | | | | | | | 323 | H | Eastern Ky. | 78 29 |
| | | | | | | | | | | | | 323 | N | Eastern Ky. | 81 39 |
| LAST 12 Division I GAMES: | | | | | | | | | | | | | | | |
| | | | | 92 | H | Kansas | 71 50 | 323 | N | Eastern Ky. | 81 39 | | | | |
| | | | | 29 | A | Texas | 64 58 | 145 | A | Oklahoma | 66 55 | | | | |
| | | | | 58 | H | Kansas St. | 60 30 | 86 | H | Oklahoma St. | 67 58 | | | | |
| | | | | 143 | H | Texas Tech | 68 65 | 29 | H | Texas | 58 70 | | | | |
| | | | | 2 | A | Baylor | 47 79 | 51 | A | TCU | 48 62 | | | | |
| | | | | 11 | H | Iowa St. | 73 64 | 231 | H | Niagara | 84 32 | | | | |

Non-Div I Games:

West Virginia

■ Loss,
■ Non-Conf, S Site,
■ Home
■ Away
N Neutral

| | | | | | | | | | | |
|-------------------|----------|-----------|----------------|------------|-------------|---------------|------|------|-------|-----------|
| Average RPI Win: | 307 | WON-LOST | WINNING | LAST 10 | STRENGTH OF | OPP. STRENGTH | TEAM | ADJ. | CONF. | ADJ CONF. |
| Average RPI Loss: | 208 | RECORD | PCT. RANK | GAMES | SCHEDULE | OF SCHEDULE | RPI | RPI | RPI | RPI |
| DIV. I ONLY | 2- 18 | 339 | 0- 1 | 236 | 338 | 335 | 335 | 25 | 25 | |
| DIV. I NON-CONF. | 2- 11 | 316 | 0- 0 | 160 | 344 | 307 | 307 | 24 | 24 | |
| TOTALS | RPI 1-25 | RPI 26-50 | W-L RECORDS | RPI 51-100 | RPI 101-150 | RPI 150+ | | | | |
| 2- 18 | 0- 0 | 0- 2 | OVERALL | 0- 0 | 0- 2 | 2- 14 | | | | |
| 1- 6 | 0- 0 | 0- 0 | HOME | 0- 0 | 0- 0 | 1- 6 | | | | |
| 1- 11 | 0- 0 | 0- 2 | AWAY | 0- 0 | 0- 2 | 1- 7 | | | | |
| 0- 1 | 0- 0 | 0- 0 | NEUTRAL | 0- 0 | 0- 0 | 0- 1 | | | | |
| 2- 11 | 0- 0 | 0- 2 | NON-CONFERENCE | 0- 0 | 0- 1 | 2- 8 | | | | |
| 1- 4 | 0- 0 | 0- 0 | HOME | 0- 0 | 0- 0 | 1- 4 | | | | |
| 1- 6 | 0- 0 | 0- 2 | AWAY | 0- 0 | 0- 1 | 1- 3 | | | | |
| 0- 1 | 0- 0 | 0- 0 | NEUTRAL | 0- 0 | 0- 0 | 0- 1 | | | | |
| 0- 7 | 0- 0 | 0- 0 | CONFERENCE | 0- 0 | 0- 1 | 0- 6 | | | | |
| 0- 2 | 0- 0 | 0- 0 | HOME | 0- 0 | 0- 0 | 0- 2 | | | | |
| 0- 5 | 0- 0 | 0- 0 | AWAY | 0- 0 | 0- 1 | 0- 4 | | | | |
| 0- 0 | 0- 0 | 0- 0 | NEUTRAL | 0- 0 | 0- 0 | 0- 0 | | | | |

| RPI 1-25 | | | RPI 26-50 | | | RPI 51-100 | | | RPI 101+ | | | Team's RPI: 335 |
|---------------------------|---|----------------|-----------|-----|---|--------------------|-------|-----|----------|--------------------|-------|-----------------|
| RPI | S | Opponent | Score | RPI | S | Opponent | Score | RPI | S | Opponent | Score | |
| | | | | 33 | A | Kentucky | 39 99 | | | | | |
| | | | | 40 | A | Georgia Tech | 49 84 | | | | | |
| | | | | | | | | 130 | A | Chattanooga | 58 72 | |
| | | | | | | | | 142 | A | Tennessee Tech | 58 77 | |
| | | | | | | | | 155 | H | Mercer | 67 69 | |
| | | | | | | | | 160 | N | North Ala. | 66 89 | |
| | | | | | | | | 179 | A | UNC Asheville | 49 74 | |
| | | | | | | | | 187 | A | Coastal Caro. | 59 77 | |
| | | | | | | | | 238 | A | Furman | 55 65 | |
| | | | | | | | | 246 | A | ETSU | 80 88 | |
| | | | | | | | | 249 | H | Campbell | 37 63 | |
| | | | | | | | | 256 | H | N.C. A&T | 51 69 | |
| | | | | | | | | 259 | H | Samford | 42 75 | |
| | | | | | | | | 262 | H | Gardner-Webb | 52 62 | |
| | | | | | | | | 275 | A | Winthrop | 65 57 | |
| | | | | | | | | 285 | A | Wofford | 65 91 | |
| | | | | | | | | 295 | H | South Carolina St. | 39 54 | |
| | | | | | | | | 308 | A | NJIT | 71 79 | |
| | | | | | | | | 313 | A | UNC Greensboro | 59 71 | |
| | | | | | | | | 338 | H | USC Upstate | 68 64 | |
| LAST 12 Division I GAMES: | | | | | | | | | | | | |
| 130 | A | Chattanooga | 58 72 | 246 | A | ETSU | 80 88 | | | | | |
| 313 | A | UNC Greensboro | 59 71 | 262 | H | Gardner-Webb | 52 62 | | | | | |
| 259 | H | Samford | 42 75 | 295 | H | South Carolina St. | 39 54 | | | | | |
| 155 | H | Mercer | 67 69 | 275 | A | Winthrop | 65 57 | | | | | |
| 238 | A | Furman | 55 65 | 33 | A | Kentucky | 39 99 | | | | | |
| 285 | A | Wofford | 65 91 | 338 | H | USC Upstate | 68 64 | | | | | |

Non-Div I Games: North Greenville 71 44 Young Harris 63 54

Western Caro.

■ Loss,
 ■ Non-Conf, S Site,
 ■ Home
 ■ Away
 N Neutral

| | | | | | | | | | | |
|-------------------|----------|-----------|----------------|------------|-------------|---------------|------|------|-------|-----------|
| Average RPI Win: | 262 | WON-LOST | WINNING | LAST 10 | STRENGTH OF | OPP. STRENGTH | TEAM | ADJ. | CONF. | ADJ CONF. |
| Average RPI Loss: | 133 | RECORD | PCT. RANK | GAMES | SCHEDULE | OF SCHEDULE | RPI | RPI | RPI | RPI |
| DIV. I ONLY | 8- 13 | 240 | 1- 0 | 183 | 202 | 237 | 237 | 18 | 18 | |
| DIV. I NON-CONF. | 2- 9 | 297 | 0- 0 | 105 | 153 | 264 | 264 | 19 | 19 | |
| TOTALS | RPI 1-25 | RPI 26-50 | W-L RECORDS | RPI 51-100 | RPI 101-150 | RPI 150+ | | | | |
| 8- 13 | 0- 1 | 0- 5 | OVERALL | 0- 1 | 0- 0 | 8- 6 | | | | |
| 6- 3 | 0- 1 | 0- 2 | HOME | 0- 0 | 0- 0 | 6- 0 | | | | |
| 1- 7 | 0- 0 | 0- 3 | AWAY | 0- 0 | 0- 0 | 1- 4 | | | | |
| 1- 3 | 0- 0 | 0- 0 | NEUTRAL | 0- 1 | 0- 0 | 1- 2 | | | | |
| 2- 9 | 0- 1 | 0- 3 | NON-CONFERENCE | 0- 1 | 0- 0 | 2- 4 | | | | |
| 1- 2 | 0- 1 | 0- 1 | HOME | 0- 0 | 0- 0 | 1- 0 | | | | |
| 0- 4 | 0- 0 | 0- 2 | AWAY | 0- 0 | 0- 0 | 0- 2 | | | | |
| 1- 3 | 0- 0 | 0- 0 | NEUTRAL | 0- 1 | 0- 0 | 1- 2 | | | | |
| 6- 4 | 0- 0 | 0- 2 | CONFERENCE | 0- 0 | 0- 0 | 6- 2 | | | | |
| 5- 1 | 0- 0 | 0- 1 | HOME | 0- 0 | 0- 0 | 5- 0 | | | | |
| 1- 3 | 0- 0 | 0- 1 | AWAY | 0- 0 | 0- 0 | 1- 2 | | | | |
| 0- 0 | 0- 0 | 0- 0 | NEUTRAL | 0- 0 | 0- 0 | 0- 0 | | | | |

| RPI 1-25 | | | | RPI 26-50 | | | | RPI 51-100 | | | | RPI 101+ Team's RPI: 237 | | | |
|---------------------------|---|-------------------|--------|-----------|---|------------------|-------|------------|---|---------------|-------|--------------------------|---|-------------------|--------|
| RPI | S | Opponent | Score | RPI | S | Opponent | Score | RPI | S | Opponent | Score | RPI | S | Opponent | Score |
| 19 | H | Drake | 71 98 | 28 | H | South Dakota St. | 84 93 | 98 | N | Northern Ill. | 61 86 | 156 | A | Bradley | 68 82 |
| | | | | 35 | H | Missouri | 64 89 | | | | | 168 | H | Denver | 87 78 |
| | | | | 36 | A | South Dakota | 49 92 | | | | | 183 | A | Oral Roberts | 64 68 |
| | | | | 44 | A | Purdue | 60 81 | | | | | 213 | A | Southeast Mo. St. | 71 81 |
| | | | | 45 | A | Butler | 51 92 | | | | | 222 | A | North Dakota | 92 80 |
| | | | | | | | | | | | | 222 | H | North Dakota | 111 90 |
| | | | | | | | | | | | | 238 | N | Furman | 85 78 |
| | | | | | | | | | | | | 278 | N | Eastern Ill. | 62 64 |
| | | | | | | | | | | | | 279 | N | UTEP | 72 84 |
| | | | | | | | | | | | | 284 | H | Austin Peay | 77 72 |
| | | | | | | | | | | | | 309 | A | North Dakota St. | 60 68 |
| | | | | | | | | | | | | 309 | H | North Dakota St. | 82 70 |
| | | | | | | | | | | | | 320 | H | Omaha | 78 70 |
| | | | | | | | | | | | | 332 | H | Purdue Fort Wayne | 73 59 |
| LAST 12 Division I GAMES: | | | | | | | | | | | | | | | |
| 222 | H | North Dakota | 111 90 | 309 | H | North Dakota St. | 82 70 | | | | | | | | |
| 36 | A | South Dakota | 49 92 | 183 | A | Oral Roberts | 64 68 | | | | | | | | |
| 332 | H | Purdue Fort Wayne | 73 59 | 168 | H | Denver | 87 78 | | | | | | | | |
| 320 | H | Omaha | 78 70 | 28 | H | South Dakota St. | 84 93 | | | | | | | | |
| 222 | A | North Dakota | 92 80 | 238 | N | Furman | 85 78 | | | | | | | | |
| 309 | A | North Dakota St. | 60 68 | 279 | N | UTEP | 72 84 | | | | | | | | |

Non-Div I Games: MacMurray 136 39 William Woods 81 73

Western Ill.

Loss, Non-Conf, S Site, H Home A Away N Neutral

| | | | | | | | | | | |
|-------------------|----------|-----------|----------------|------------|-------------|---------------|------|------|-------|-----------|
| Average RPI Win: | 212 | WON-LOST | WINNING | LAST 10 | STRENGTH OF | OPP. STRENGTH | TEAM | ADJ. | CONF. | ADJ CONF. |
| Average RPI Loss: | 66 | RECORD | PCT. RANK | GAMES | SCHEDULE | OF SCHEDULE | RPI | RPI | RPI | RPI |
| DIV. I ONLY | 12- 9 | 130 | 0- 1 | 113 | 42 | 116 | 116 | 14 | 14 | |
| DIV. I NON-CONF. | 4- 8 | 241 | 0- 1 | 28 | 3 | 126 | 126 | 18 | 18 | |
| TOTALS | RPI 1-25 | RPI 26-50 | W-L RECORDS | RPI 51-100 | RPI 101-150 | RPI 150+ | | | | |
| 12- 9 | 0- 5 | 0- 1 | OVERALL | 2- 0 | 0- 1 | 10- 2 | | | | |
| 6- 4 | 0- 2 | 0- 0 | HOME | 1- 0 | 0- 0 | 5- 2 | | | | |
| 5- 3 | 0- 2 | 0- 0 | AWAY | 1- 0 | 0- 1 | 4- 0 | | | | |
| 1- 2 | 0- 1 | 0- 1 | NEUTRAL | 0- 0 | 0- 0 | 1- 0 | | | | |
| 4- 8 | 0- 5 | 0- 1 | NON-CONFERENCE | 1- 0 | 0- 1 | 3- 1 | | | | |
| 2- 3 | 0- 2 | 0- 0 | HOME | 0- 0 | 0- 0 | 2- 1 | | | | |
| 1- 3 | 0- 2 | 0- 0 | AWAY | 1- 0 | 0- 1 | 0- 0 | | | | |
| 1- 2 | 0- 1 | 0- 1 | NEUTRAL | 0- 0 | 0- 0 | 1- 0 | | | | |
| 8- 1 | 0- 0 | 0- 0 | CONFERENCE | 1- 0 | 0- 0 | 7- 1 | | | | |
| 4- 1 | 0- 0 | 0- 0 | HOME | 1- 0 | 0- 0 | 3- 1 | | | | |
| 4- 0 | 0- 0 | 0- 0 | AWAY | 0- 0 | 0- 0 | 4- 0 | | | | |
| 0- 0 | 0- 0 | 0- 0 | NEUTRAL | 0- 0 | 0- 0 | 0- 0 | | | | |

| RPI 1-25 | | | | RPI 26-50 | | | | RPI 51-100 | | | | RPI 101+ Team's RPI: 116 | | | |
|---------------------------|---|----------------|--------|-----------|---|--------------|-------|------------|---|--------------|-------|--------------------------|---|----------------|-------|
| RPI | S | Opponent | Score | RPI | S | Opponent | Score | RPI | S | Opponent | Score | RPI | S | Opponent | Score |
| 1 | A | Notre Dame | 53 94 | 31 | N | Oregon St. | 60 74 | 67 | H | Old Dominion | 75 60 | 145 | A | Oklahoma | 83 90 |
| 3 | H | Louisville | 80 102 | | | | | 80 | A | Little Rock | 68 56 | 154 | H | Southern Ill. | 83 76 |
| 12 | N | Gonzaga | 55 76 | | | | | | | | | 157 | H | Louisiana Tech | 81 76 |
| 13 | H | Iowa | 67 104 | | | | | | | | | 158 | H | Charlotte | 76 58 |
| 21 | A | Central Mich. | 90 108 | | | | | | | | | 180 | H | Ball St. | 83 86 |
| | | | | | | | | | | | | 185 | H | Southern Miss. | 56 69 |
| | | | | | | | | | | | | 229 | H | Marshall | 85 55 |
| | | | | | | | | | | | | 246 | N | ETSU | 82 68 |
| | | | | | | | | | | | | 274 | A | UTSA | 81 62 |
| | | | | | | | | | | | | 279 | A | UTEP | 64 61 |
| | | | | | | | | | | | | 288 | A | Fla. Atlantic | 81 50 |
| | | | | | | | | | | | | 302 | H | Morgan St. | 90 43 |
| | | | | | | | | | | | | 314 | A | FIU | 94 82 |
| LAST 12 Division I GAMES: | | | | | | | | | | | | | | | |
| 246 | N | ETSU | 82 68 | 12 | N | Gonzaga | 55 76 | | | | | | | | |
| 279 | A | UTEP | 64 61 | 314 | A | FIU | 94 82 | | | | | | | | |
| 274 | A | UTSA | 81 62 | 229 | H | Marshall | 85 55 | | | | | | | | |
| 157 | H | Louisiana Tech | 81 76 | 67 | H | Old Dominion | 75 60 | | | | | | | | |
| 185 | H | Southern Miss. | 56 69 | 158 | H | Charlotte | 76 58 | | | | | | | | |
| 288 | A | Fla. Atlantic | 81 50 | 1 | A | Notre Dame | 53 94 | | | | | | | | |

Non-Div I Games: Union (TN) 77 65 Bellarmine 95 57

Western Ky.

Loss, Non-Conf, S Site, H Home A Away N Neutral

| | | | | | | | | | | |
|-------------------|--------------|------------|----------------|------------|-------------|---------------|------------|----------|----------|-----------|
| Average RPI Win: | 289 | WON-LOST | WINNING | LAST 10 | STRENGTH OF | OPP. STRENGTH | TEAM | ADJ. | CONF. | ADJ CONF. |
| Average RPI Loss: | 137 | RECORD | PCT. RANK | GAMES | SCHEDULE | OF SCHEDULE | RPI | RPI | RPI | RPI |
| DIV. I ONLY | 7- 10 | 225 | 0- 1 | 320 | 165 | 283 | 283 | 7 | 7 | |
| DIV. I NON-CONF. | 5- 5 | 162 | 0- 0 | 350 | 253 | 327 | 327 | 8 | 8 | |
| TOTALS | RPI 1-25 | RPI 26-50 | W-L RECORDS | RPI 51-100 | RPI 101-150 | RPI 150+ | | | | |
| 7- 10 | 0- 1 | 0- 0 | OVERALL | 0- 3 | 0- 1 | 7- 5 | | | | |
| 2- 7 | 0- 1 | 0- 0 | HOME | 0- 3 | 0- 1 | 2- 2 | | | | |
| 4- 2 | 0- 0 | 0- 0 | AWAY | 0- 0 | 0- 0 | 4- 2 | | | | |
| 1- 1 | 0- 0 | 0- 0 | NEUTRAL | 0- 0 | 0- 0 | 1- 1 | | | | |
| 5- 5 | 0- 0 | 0- 0 | NON-CONFERENCE | 0- 1 | 0- 0 | 5- 4 | | | | |
| 2- 3 | 0- 0 | 0- 0 | HOME | 0- 1 | 0- 0 | 2- 2 | | | | |
| 2- 1 | 0- 0 | 0- 0 | AWAY | 0- 0 | 0- 0 | 2- 1 | | | | |
| 1- 1 | 0- 0 | 0- 0 | NEUTRAL | 0- 0 | 0- 0 | 1- 1 | | | | |
| 2- 5 | 0- 1 | 0- 0 | CONFERENCE | 0- 2 | 0- 1 | 2- 1 | | | | |
| 0- 4 | 0- 1 | 0- 0 | HOME | 0- 2 | 0- 1 | 0- 0 | | | | |
| 2- 1 | 0- 0 | 0- 0 | AWAY | 0- 0 | 0- 0 | 2- 1 | | | | |
| 0- 0 | 0- 0 | 0- 0 | NEUTRAL | 0- 0 | 0- 0 | 0- 0 | | | | |

| RPI 1-25 | | | | RPI 26-50 | | | | RPI 51-100 | | | | RPI 101+ Team's RPI: 283 | | | |
|---------------------------|---|---------------|--------------|-----------|---|----------------|--------------|------------|---|-------------------|--------------|--------------------------|---|-------------------|--------------|
| RPI | S | Opponent | Score | RPI | S | Opponent | Score | RPI | S | Opponent | Score | RPI | S | Opponent | Score |
| 25 | H | Buffalo | 59 61 | | | | | 54 | H | Miami (OH) | 62 81 | 149 | H | Akron | 59 72 |
| | | | | | | | | 55 | H | Michigan | 42 79 | 159 | H | New Mexico St. | 54 66 |
| | | | | | | | | 82 | H | Toledo | 57 80 | 180 | A | Ball St. | 65 62 |
| | | | | | | | | | | | | 191 | A | Eastern Mich. | 61 64 |
| | | | | | | | | | | | | 201 | A | Ole Miss | 66 69 |
| | | | | | | | | | | | | 220 | A | Bowling Green | 84 82 |
| | | | | | | | | | | | | 222 | N | North Dakota | 50 62 |
| | | | | | | | | | | | | 227 | H | Loyola Chicago | 53 64 |
| | | | | | | | | | | | | 288 | A | Fla. Atlantic | 69 59 |
| | | | | | | | | | | | | 323 | H | Eastern Ky. | 64 53 |
| | | | | | | | | | | | | 331 | A | Detroit Mercy | 54 44 |
| | | | | | | | | | | | | 332 | H | Purdue Fort Wayne | 69 61 |
| | | | | | | | | | | | | 348 | N | Florida A&M | 69 50 |
| LAST 12 Division I GAMES: | | | | | | | | | | | | | | | |
| 180 | A | Ball St. | 65 62 | 54 | H | Miami (OH) | 62 81 | 348 | N | Florida A&M | 69 50 | 222 | N | North Dakota | 50 62 |
| 25 | H | Buffalo | 59 61 | 227 | H | Loyola Chicago | 53 64 | 288 | A | Fla. Atlantic | 69 59 | 331 | A | Detroit Mercy | 54 44 |
| 82 | H | Toledo | 57 80 | | | | | 332 | H | Purdue Fort Wayne | 69 61 | | | | |
| 191 | A | Eastern Mich. | 61 64 | | | | | | | | | | | | |
| 149 | H | Akron | 59 72 | | | | | | | | | | | | |
| 220 | A | Bowling Green | 84 82 | | | | | | | | | | | | |

Non-Div I Games: Saginaw Valley 75 51

Western Mich.

| | | | | | | | | | | |
|-------------------|----------|-----------|----------------|------------|-------------|---------------|------|------|-------|-----------|
| Average RPI Win: | 220 | WON-LOST | WINNING | LAST 10 | STRENGTH OF | OPP. STRENGTH | TEAM | ADJ. | CONF. | ADJ CONF. |
| Average RPI Loss: | 138 | RECORD | PCT. RANK | GAMES | SCHEDULE | OF SCHEDULE | RPI | RPI | RPI | RPI |
| DIV. I ONLY | 9- 12 | 216 | 0- 1 | 220 | 162 | 263 | 263 | 9 | 9 | |
| DIV. I NON-CONF. | 7- 6 | 153 | 0- 1 | 228 | 205 | 246 | 246 | 9 | 9 | |
| TOTALS | RPI 1-25 | RPI 26-50 | W-L RECORDS | RPI 51-100 | RPI 101-150 | RPI 150+ | | | | |
| 9- 12 | 0- 0 | 0- 1 | OVERALL | 1- 3 | 1- 3 | 7- 5 | | | | |
| 8- 6 | 0- 0 | 0- 0 | HOME | 1- 2 | 0- 2 | 7- 2 | | | | |
| 1- 3 | 0- 0 | 0- 0 | AWAY | 0- 0 | 1- 0 | 0- 3 | | | | |
| 0- 3 | 0- 0 | 0- 1 | NEUTRAL | 0- 1 | 0- 1 | 0- 0 | | | | |
| 7- 6 | 0- 0 | 0- 1 | NON-CONFERENCE | 1- 2 | 0- 3 | 6- 0 | | | | |
| 7- 3 | 0- 0 | 0- 0 | HOME | 1- 1 | 0- 2 | 6- 0 | | | | |
| 0- 0 | 0- 0 | 0- 0 | AWAY | 0- 0 | 0- 0 | 0- 0 | | | | |
| 0- 3 | 0- 0 | 0- 1 | NEUTRAL | 0- 1 | 0- 1 | 0- 0 | | | | |
| 2- 6 | 0- 0 | 0- 0 | CONFERENCE | 0- 1 | 1- 0 | 1- 5 | | | | |
| 1- 3 | 0- 0 | 0- 0 | HOME | 0- 1 | 0- 0 | 1- 2 | | | | |
| 1- 3 | 0- 0 | 0- 0 | AWAY | 0- 0 | 1- 0 | 0- 3 | | | | |
| 0- 0 | 0- 0 | 0- 0 | NEUTRAL | 0- 0 | 0- 0 | 0- 0 | | | | |

| RPI S | Opponent | Score | RPI S | Opponent | Score | RPI S | Opponent | Score | RPI S | Opponent | Score | Team's RPI: 263 |
|---------------------------|---------------|-------|-------|----------------|-------|-------|--------------|-------|-------|-----------------|-------|-----------------|
| | | | 36 N | South Dakota | 64 73 | 66 H | Missouri St. | 63 60 | 105 H | Creighton | 71 83 | |
| | | | | | | 85 N | Northwestern | 43 65 | 123 N | Washington St. | 59 85 | |
| | | | | | | 86 H | Oklahoma St. | 47 60 | 124 A | Tulane | 62 44 | |
| | | | | | | 96 H | Houston | 58 66 | 142 H | Tennessee Tech | 45 55 | |
| | | | | | | | | | 157 H | Louisiana Tech | 70 56 | |
| | | | | | | | | | 162 A | Tulsa | 49 63 | |
| | | | | | | | | | 181 H | Grambling | 70 61 | |
| | | | | | | | | | 186 H | Temple | 40 65 | |
| | | | | | | | | | 204 A | SMU | 50 78 | |
| | | | | | | | | | 207 H | Sam Houston St. | 63 55 | |
| | | | | | | | | | 214 H | Memphis | 50 71 | |
| | | | | | | | | | 217 A | East Carolina | 56 78 | |
| | | | | | | | | | 217 H | East Carolina | 57 47 | |
| | | | | | | | | | 339 H | Houston Baptist | 68 50 | |
| | | | | | | | | | 344 H | Ark.-Pine Bluff | 76 39 | |
| | | | | | | | | | 349 H | Savannah St. | 66 50 | |
| LAST 12 Division I GAMES: | | | | | | | | | | | | |
| 186 H | Temple | 40 65 | 123 N | Washington St. | 59 85 | | | | | | | |
| 217 H | East Carolina | 57 47 | 217 A | East Carolina | 56 78 | | | | | | | |
| 124 A | Tulane | 62 44 | 162 A | Tulsa | 49 63 | | | | | | | |
| 96 H | Houston | 58 66 | 349 H | Savannah St. | 66 50 | | | | | | | |
| 204 A | SMU | 50 78 | 85 N | Northwestern | 43 65 | | | | | | | |
| 214 H | Memphis | 50 71 | 181 H | Grambling | 70 61 | | | | | | | |

Non-Div I Games:

Wichita St.

■ Loss,
■ Non-Conf,
■ S Site,
■ H Home
■ A Away
N Neutral

| | | | | | | | | | | |
|-----------------------|------|----------|-----------|----------------|-------------|---------------|----------|------|-------|-----------|
| Average RPI Win: 223 | | WON-LOST | WINNING | LAST 10 | STRENGTH OF | OPP. STRENGTH | TEAM | ADJ. | CONF. | ADJ CONF. |
| Average RPI Loss: 120 | | RECORD | PCT. RANK | GAMES | SCHEDULE | OF SCHEDULE | RPI | RPI | RPI | RPI |
| DIV. I ONLY | | 11- 9 | 141 | 0- 1 | 150 | 209 | 147 | 147 | 10 | 10 |
| DIV. I NON-CONF. | | 7- 4 | 109 | 0- 0 | 185 | 293 | 124 | 124 | 11 | 11 |
| TOTALS | | RPI 1-25 | RPI 26-50 | W-L RECORDS | RPI 51-100 | RPI 101-150 | RPI 150+ | | | |
| 11- 9 | 0- 0 | | 0- 1 | OVERALL | 0- 4 | 2- 2 | 9- 2 | | | |
| 6- 4 | 0- 0 | | 0- 0 | HOME | 0- 1 | 1- 1 | 5- 2 | | | |
| 5- 5 | 0- 0 | | 0- 1 | AWAY | 0- 3 | 1- 1 | 4- 0 | | | |
| 0- 0 | 0- 0 | | 0- 0 | NEUTRAL | 0- 0 | 0- 0 | 0- 0 | | | |
| 7- 4 | 0- 0 | | 0- 0 | NON-CONFERENCE | 0- 2 | 0- 2 | 7- 0 | | | |
| 4- 1 | 0- 0 | | 0- 0 | HOME | 0- 0 | 0- 1 | 4- 0 | | | |
| 3- 3 | 0- 0 | | 0- 0 | AWAY | 0- 2 | 0- 1 | 3- 0 | | | |
| 0- 0 | 0- 0 | | 0- 0 | NEUTRAL | 0- 0 | 0- 0 | 0- 0 | | | |
| 4- 5 | 0- 0 | | 0- 1 | CONFERENCE | 0- 2 | 2- 0 | 2- 2 | | | |
| 2- 3 | 0- 0 | | 0- 0 | HOME | 0- 1 | 1- 0 | 1- 2 | | | |
| 2- 2 | 0- 0 | | 0- 1 | AWAY | 0- 1 | 1- 0 | 1- 0 | | | |
| 0- 0 | 0- 0 | | 0- 0 | NEUTRAL | 0- 0 | 0- 0 | 0- 0 | | | |

| RPI 1-25 | | | | RPI 26-50 | | | | RPI 51-100 | | | | RPI 101+ | | | | Team's RPI: 147 | |
|---------------------------|---|----------|-------|-----------|---|--------------------|-------|------------|---|-------------------|-------|----------|---|--------------------|-------|-----------------|--|
| RPI | S | Opponent | Score | RPI | S | Opponent | Score | RPI | S | Opponent | Score | RPI | S | Opponent | Score | | |
| | | | | 42 | A | James Madison | 48 65 | 67 | A | Old Dominion | 69 83 | 118 | H | UNCW | 70 64 | | |
| | | | | | | | | 84 | A | Northeastern | 74 88 | 119 | A | Towson | 80 69 | | |
| | | | | | | | | 88 | H | Drexel | 58 62 | 120 | H | VCU | 55 72 | | |
| | | | | | | | | 97 | A | Hartford | 45 50 | 133 | A | Davidson | 65 76 | | |
| | | | | | | | | | | | | 161 | H | Delaware | 59 70 | | |
| | | | | | | | | | | | | 188 | H | George Washington | 73 59 | | |
| | | | | | | | | | | | | 200 | H | Elon | 65 60 | | |
| | | | | | | | | | | | | 217 | H | East Carolina | 63 43 | | |
| | | | | | | | | | | | | 224 | H | Howard | 88 75 | | |
| | | | | | | | | | | | | 250 | A | Hofstra | 60 55 | | |
| | | | | | | | | | | | | 261 | H | Richmond | 65 55 | | |
| | | | | | | | | | | | | 268 | A | Norfolk St. | 55 44 | | |
| | | | | | | | | | | | | 292 | H | Col. of Charleston | 54 66 | | |
| | | | | | | | | | | | | 297 | A | Loyola Maryland | 65 49 | | |
| | | | | | | | | | | | | 316 | A | Fairfield | 60 54 | | |
| LAST 12 Division I GAMES: | | | | | | | | | | | | | | | | | |
| | | | | 161 | H | Delaware | 59 70 | 88 | H | Drexel | 58 62 | | | | | | |
| | | | | 119 | A | Towson | 80 69 | 84 | A | Northeastern | 74 88 | | | | | | |
| | | | | 42 | A | James Madison | 48 65 | 250 | A | Hofstra | 60 55 | | | | | | |
| | | | | 200 | H | Elon | 65 60 | 188 | H | George Washington | 73 59 | | | | | | |
| | | | | 292 | H | Col. of Charleston | 54 66 | 268 | A | Norfolk St. | 55 44 | | | | | | |
| | | | | 118 | H | UNCW | 70 64 | 67 | A | Old Dominion | 69 83 | | | | | | |

Non-Div I Games:

William & Mary

■ Loss, ■ Non-Conf, S Site, H Home A Away N Neutral

| | | | | | | | | | | |
|-------------------|----------|-----------|----------------|------------|-------------|---------------|------|------|-------|-----------|
| Average RPI Win: | 294 | WON-LOST | WINNING | LAST 10 | STRENGTH OF | OPP. STRENGTH | TEAM | ADJ. | CONF. | ADJ CONF. |
| Average RPI Loss: | 198 | RECORD | PCT. RANK | GAMES | SCHEDULE | OF SCHEDULE | RPI | RPI | RPI | RPI |
| DIV. I ONLY | 9- 11 | 201 | 0- 1 | 335 | 328 | 275 | 275 | 28 | 28 | |
| DIV. I NON-CONF. | 4- 6 | 212 | 0- 0 | 330 | 313 | 281 | 281 | 29 | 29 | |
| TOTALS | RPI 1-25 | RPI 26-50 | W-L RECORDS | RPI 51-100 | RPI 101-150 | RPI 150+ | | | | |
| 9- 11 | 0- 0 | 0- 1 | OVERALL | 0- 0 | 0- 3 | 9- 7 | | | | |
| 5- 3 | 0- 0 | 0- 0 | HOME | 0- 0 | 0- 0 | 5- 3 | | | | |
| 4- 8 | 0- 0 | 0- 1 | AWAY | 0- 0 | 0- 3 | 4- 4 | | | | |
| 0- 0 | 0- 0 | 0- 0 | NEUTRAL | 0- 0 | 0- 0 | 0- 0 | | | | |
| 4- 6 | 0- 0 | 0- 1 | NON-CONFERENCE | 0- 0 | 0- 1 | 4- 4 | | | | |
| 2- 1 | 0- 0 | 0- 0 | HOME | 0- 0 | 0- 0 | 2- 1 | | | | |
| 2- 5 | 0- 0 | 0- 1 | AWAY | 0- 0 | 0- 1 | 2- 3 | | | | |
| 0- 0 | 0- 0 | 0- 0 | NEUTRAL | 0- 0 | 0- 0 | 0- 0 | | | | |
| 5- 5 | 0- 0 | 0- 0 | CONFERENCE | 0- 0 | 0- 2 | 5- 3 | | | | |
| 3- 2 | 0- 0 | 0- 0 | HOME | 0- 0 | 0- 0 | 3- 2 | | | | |
| 2- 3 | 0- 0 | 0- 0 | AWAY | 0- 0 | 0- 2 | 2- 1 | | | | |
| 0- 0 | 0- 0 | 0- 0 | NEUTRAL | 0- 0 | 0- 0 | 0- 0 | | | | |

| RPI 1-25 | | | RPI 26-50 | | | RPI 51-100 | | | RPI 101+ Team's RPI: 275 | | |
|---------------------------|---|--------------|-----------|-----|---|----------------|-------|-----|--------------------------|--------------------|-------|
| RPI | S | Opponent | Score | RPI | S | Opponent | Score | RPI | S | Opponent | Score |
| | | | | 42 | A | James Madison | 39 56 | | | | |
| | | | | | | | | 110 | A | Georgia | 39 85 |
| | | | | | | | | 121 | A | Radford | 49 70 |
| | | | | | | | | 127 | A | High Point | 54 56 |
| | | | | | | | | 178 | A | Wisconsin | 41 76 |
| | | | | | | | | 179 | A | UNC Asheville | 36 70 |
| | | | | | | | | 190 | H | Hampton | 63 84 |
| | | | | | | | | 200 | H | Elon | 58 57 |
| | | | | | | | | 249 | A | Campbell | 59 46 |
| | | | | | | | | 262 | A | Gardner-Webb | 64 62 |
| | | | | | | | | 272 | A | Ga. Southern | 55 64 |
| | | | | | | | | 285 | A | Wofford | 53 70 |
| | | | | | | | | 292 | A | Col. of Charleston | 71 64 |
| | | | | | | | | 295 | A | South Carolina St. | 58 50 |
| | | | | | | | | 330 | H | Charleston So. | 57 52 |
| | | | | | | | | 334 | H | Presbyterian | 55 52 |
| | | | | | | | | 335 | H | Western Caro. | 57 65 |
| | | | | | | | | 338 | H | USC Upstate | 50 76 |
| | | | | | | | | 342 | H | Longwood | 77 69 |
| | | | | | | | | 345 | H | N.C. Central | 66 41 |
| LAST 12 Division I GAMES: | | | | | | | | | | | |
| 127 | A | High Point | 54 56 | 179 | A | UNC Asheville | 36 70 | | | | |
| 334 | H | Presbyterian | 55 52 | 338 | H | USC Upstate | 50 76 | | | | |
| 190 | H | Hampton | 63 84 | 330 | H | Charleston So. | 57 52 | | | | |
| 262 | A | Gardner-Webb | 64 62 | 342 | H | Longwood | 77 69 | | | | |
| 249 | A | Campbell | 59 46 | 335 | H | Western Caro. | 57 65 | | | | |
| 121 | A | Radford | 49 70 | 272 | A | Ga. Southern | 55 64 | | | | |

Non-Div I Games: Newberry

63 67

Winthrop

■ Loss,
 ■ Non-Conf,
 ■ S Site,
 ■ H Home
 ■ A Away
 N Neutral

| | | | | | | | | | | |
|-------------------|----------|-----------|----------------|------------|-------------|---------------|------|------|-------|-----------|
| Average RPI Win: | 216 | WON-LOST | WINNING | LAST 10 | STRENGTH OF | OPP. STRENGTH | TEAM | ADJ. | CONF. | ADJ CONF. |
| Average RPI Loss: | 75 | RECORD | PCT. RANK | GAMES | SCHEDULE | OF SCHEDULE | RPI | RPI | RPI | RPI |
| DIV. I ONLY | 11- 12 | 176 | 0- 1 | 145 | 80 | 178 | 178 | 4 | 4 | |
| DIV. I NON-CONF. | 9- 3 | 61 | 0- 0 | 304 | 208 | 168 | 168 | 6 | 6 | |
| TOTALS | RPI 1-25 | RPI 26-50 | W-L RECORDS | RPI 51-100 | RPI 101-150 | RPI 150+ | | | | |
| 11- 12 | 0- 2 | 1- 1 | OVERALL | 1- 5 | 2- 4 | 7- 0 | | | | |
| 8- 5 | 0- 0 | 1- 1 | HOME | 1- 2 | 1- 2 | 5- 0 | | | | |
| 1- 6 | 0- 2 | 0- 0 | AWAY | 0- 2 | 0- 2 | 1- 0 | | | | |
| 2- 1 | 0- 0 | 0- 0 | NEUTRAL | 0- 1 | 1- 0 | 1- 0 | | | | |
| 9- 3 | 0- 0 | 0- 0 | NON-CONFERENCE | 0- 3 | 2- 0 | 7- 0 | | | | |
| 6- 1 | 0- 0 | 0- 0 | HOME | 0- 1 | 1- 0 | 5- 0 | | | | |
| 1- 1 | 0- 0 | 0- 0 | AWAY | 0- 1 | 0- 0 | 1- 0 | | | | |
| 2- 1 | 0- 0 | 0- 0 | NEUTRAL | 0- 1 | 1- 0 | 1- 0 | | | | |
| 2- 9 | 0- 2 | 1- 1 | CONFERENCE | 1- 2 | 0- 4 | 0- 0 | | | | |
| 2- 4 | 0- 0 | 1- 1 | HOME | 1- 1 | 0- 2 | 0- 0 | | | | |
| 0- 5 | 0- 2 | 0- 0 | AWAY | 0- 1 | 0- 2 | 0- 0 | | | | |
| 0- 0 | 0- 0 | 0- 0 | NEUTRAL | 0- 0 | 0- 0 | 0- 0 | | | | |

| RPI 1-25 | | | | RPI 26-50 | | | | RPI 51-100 | | | | RPI 101+ Team's RPI: 178 | | | |
|---------------------------|---|--------------|-------|-----------|---|------------|-------|------------|---|--------------|-------|--------------------------|---|------------------|-------|
| RPI | S | Opponent | Score | RPI | S | Opponent | Score | RPI | S | Opponent | Score | RPI | S | Opponent | Score |
| 13 | A | Iowa | 53 71 | 32 | H | Indiana | 68 75 | 55 | H | Michigan | 70 76 | 114 | A | Penn St. | 64 71 |
| 18 | A | Maryland | 57 75 | 44 | H | Purdue | 76 69 | 69 | A | Green Bay | 46 55 | 114 | H | Penn St. | 59 65 |
| | | | | | | | | 70 | H | Duke | 53 60 | 122 | N | Pittsburgh | 57 42 |
| | | | | | | | | 73 | N | Arkansas | 68 69 | 129 | A | Minnesota | 56 74 |
| | | | | | | | | 85 | A | Northwestern | 46 72 | 129 | H | Minnesota | 50 78 |
| | | | | | | | | 100 | H | Nebraska | 70 69 | 135 | H | IUPUI | 65 64 |
| | | | | | | | | | | | | 193 | A | Milwaukee | 68 57 |
| | | | | | | | | | | | | 229 | H | Marshall | 67 49 |
| | | | | | | | | | | | | 275 | H | Winthrop | 76 41 |
| | | | | | | | | | | | | 290 | N | Tennessee St. | 58 53 |
| | | | | | | | | | | | | 309 | H | North Dakota St. | 64 53 |
| | | | | | | | | | | | | 337 | H | Evansville | 96 60 |
| | | | | | | | | | | | | 346 | H | Chicago St. | 85 38 |
| LAST 12 Division I GAMES: | | | | | | | | | | | | | | | |
| 18 | A | Maryland | 57 75 | 55 | H | Michigan | 70 76 | | | | | | | | |
| 100 | H | Nebraska | 70 69 | 13 | A | Iowa | 53 71 | | | | | | | | |
| 114 | H | Penn St. | 59 65 | 114 | A | Penn St. | 64 71 | | | | | | | | |
| 85 | A | Northwestern | 46 72 | 44 | H | Purdue | 76 69 | | | | | | | | |
| 129 | H | Minnesota | 50 78 | 129 | A | Minnesota | 56 74 | | | | | | | | |
| 32 | H | Indiana | 68 75 | 337 | H | Evansville | 96 60 | | | | | | | | |

Non-Div I Games:

Wisconsin

 Loss,
 Non-Conf,
S Site,
 Home
 Away
N Neutral

Wofford

Through Games Of Feb. 3, 2019

| | | | | | | | | | |
|------------------------------|----------|-----------|----------------|-------------|---------------|----------|------|-------|-----------|
| Average RPI Win: 294 | WON-LOST | WINNING | LAST 10 | STRENGTH OF | OPP. STRENGTH | TEAM | ADJ. | CONF. | ADJ CONF. |
| Average RPI Loss: 183 | RECORD | PCT. RANK | GAMES | SCHEDULE | OF SCHEDULE | RPI | RPI | RPI | RPI |
| DIV. I ONLY | 8- 11 | 220 | 1- 0 | 340 | 241 | 285 | 285 | 25 | 25 |
| DIV. I NON-CONF. | 5- 7 | 206 | 0- 0 | 316 | 266 | 257 | 257 | 24 | 24 |
| TOTALS | RPI 1-25 | RPI 26-50 | W-L RECORDS | RPI 51-100 | RPI 101-150 | RPI 150+ | | | |
| 8- 11 | 0- 0 | 0- 2 | OVERALL | 0- 0 | 0- 2 | 8- 7 | | | |
| 6- 1 | 0- 0 | 0- 0 | HOME | 0- 0 | 0- 0 | 6- 1 | | | |
| 2- 10 | 0- 0 | 0- 2 | AWAY | 0- 0 | 0- 2 | 2- 6 | | | |
| 0- 0 | 0- 0 | 0- 0 | NEUTRAL | 0- 0 | 0- 0 | 0- 0 | | | |
| 5- 7 | 0- 0 | 0- 2 | NON-CONFERENCE | 0- 0 | 0- 1 | 5- 4 | | | |
| 3- 0 | 0- 0 | 0- 0 | HOME | 0- 0 | 0- 0 | 3- 0 | | | |
| 2- 7 | 0- 0 | 0- 2 | AWAY | 0- 0 | 0- 1 | 2- 4 | | | |
| 0- 0 | 0- 0 | 0- 0 | NEUTRAL | 0- 0 | 0- 0 | 0- 0 | | | |
| 3- 4 | 0- 0 | 0- 0 | CONFERENCE | 0- 0 | 0- 1 | 3- 3 | | | |
| 3- 1 | 0- 0 | 0- 0 | HOME | 0- 0 | 0- 0 | 3- 1 | | | |
| 0- 3 | 0- 0 | 0- 0 | AWAY | 0- 0 | 0- 1 | 0- 2 | | | |
| 0- 0 | 0- 0 | 0- 0 | NEUTRAL | 0- 0 | 0- 0 | 0- 0 | | | |

| RPI 1-25 | | | | RPI 26-50 | | | | RPI 51-100 | | | | RPI 101+ Team's RPI: 285 | | | |
|---------------------------|---|----------|-------|-----------|---|----------------|-------|------------|---|----------|-------|--------------------------|--------|--------------------|--------|
| RPI | S | Opponent | Score | RPI | S | Opponent | Score | RPI | S | Opponent | Score | RPI | S | Opponent | Score |
| | | | | 40 | A | Georgia Tech | 40 81 | | | | | 130 | A | Chattanooga | 82 89 |
| | | | | 47 | A | Clemson | 77 85 | | | | | 139 | A | Appalachian St. | 70 94 |
| | | | | | | | | | | | | 155 | H | Mercer | 79 81 |
| | | | | | | | | | | | | 158 | A | Charlotte | 63 85 |
| | | | | | | | | | | | | 179 | A | UNC Asheville | 46 60 |
| | | | | | | | | | | | | 238 | A | Furman | 50 63 |
| | | | | | | | | | | | | 246 | A | ETSU | 79 92 |
| | | | | | | | | | | | | 259 | H | Samford | 71 62 |
| | | | | | | | | | | | | 262 | H | Gardner-Webb | 59 53 |
| | | | | | | | | | | | | 272 | A | Ga. Southern | 81 65 |
| | | | | | | | | | | | | 275 | H | Winthrop | 70 53 |
| | | | | | | | | | | | | 292 | H | Col. of Charleston | 78 58 |
| | | | | | | | | | | | | 313 | H | UNC Greensboro | 93 66 |
| | | | | | | | | | | | | 334 | A | Presbyterian | 50 61 |
| | | | | | | | | | | | | 335 | H | Western Caro. | 91 65 |
| | | | | | | | | | | | | 342 | A | Longwood | 101 72 |
| | | | | | | | | | | | | 345 | A | N.C. Central | 59 66 |
| LAST 12 Division I GAMES: | | | | | | | | | | | | | | | |
| | | | | 155 | H | Mercer | 79 81 | | | 259 | H | Samford | 71 62 | | |
| | | | | 238 | A | Furman | 50 63 | | | 40 | A | Georgia Tech | 40 81 | | |
| | | | | 246 | A | ETSU | 79 92 | | | 139 | A | Appalachian St. | 70 94 | | |
| | | | | 130 | A | Chattanooga | 82 89 | | | 345 | A | N.C. Central | 59 66 | | |
| | | | | 313 | H | UNC Greensboro | 93 66 | | | 342 | A | Longwood | 101 72 | | |
| | | | | 335 | H | Western Caro. | 91 65 | | | 262 | H | Gardner-Webb | 59 53 | | |

Non-Div I Games: Warren Wilson 107 30 Southern Wesleyan 110 47 Brevard 106 52

Wofford

Loss, Non-Conf, S Site, H Home A Away N Neutral

| | | | | | | | | | | |
|-------------------|----------|-----------|----------------|------------|-------------|---------------|------|------|-------|-----------|
| Average RPI Win: | 218 | WON-LOST | WINNING | LAST 10 | STRENGTH OF | OPP. STRENGTH | TEAM | ADJ. | CONF. | ADJ CONF. |
| Average RPI Loss: | 130 | RECORD | PCT. RANK | GAMES | SCHEDULE | OF SCHEDULE | RPI | RPI | RPI | RPI |
| DIV. I ONLY | 17- 5 | 37 | 1- 0 | 217 | 206 | 83 | 83 | 20 | 20 | |
| DIV. I NON-CONF. | 7- 4 | 109 | 0- 0 | 110 | 198 | 70 | 70 | 17 | 17 | |
| TOTALS | RPI 1-25 | RPI 26-50 | W-L RECORDS | RPI 51-100 | RPI 101-150 | RPI 150+ | | | | |
| 17- 5 | 0- 1 | 0- 0 | OVERALL | 3- 1 | 3- 1 | 11- 2 | | | | |
| 7- 1 | 0- 0 | 0- 0 | HOME | 2- 1 | 1- 0 | 4- 0 | | | | |
| 6- 4 | 0- 1 | 0- 0 | AWAY | 0- 0 | 1- 1 | 5- 2 | | | | |
| 4- 0 | 0- 0 | 0- 0 | NEUTRAL | 1- 0 | 1- 0 | 2- 0 | | | | |
| 7- 4 | 0- 1 | 0- 0 | NON-CONFERENCE | 2- 1 | 1- 0 | 4- 2 | | | | |
| 1- 1 | 0- 0 | 0- 0 | HOME | 1- 1 | 0- 0 | 0- 0 | | | | |
| 2- 3 | 0- 1 | 0- 0 | AWAY | 0- 0 | 0- 0 | 2- 2 | | | | |
| 4- 0 | 0- 0 | 0- 0 | NEUTRAL | 1- 0 | 1- 0 | 2- 0 | | | | |
| 10- 1 | 0- 0 | 0- 0 | CONFERENCE | 1- 0 | 2- 1 | 7- 0 | | | | |
| 6- 0 | 0- 0 | 0- 0 | HOME | 1- 0 | 1- 0 | 4- 0 | | | | |
| 4- 1 | 0- 0 | 0- 0 | AWAY | 0- 0 | 1- 1 | 3- 0 | | | | |
| 0- 0 | 0- 0 | 0- 0 | NEUTRAL | 0- 0 | 0- 0 | 0- 0 | | | | |

| RPI 1-25 | | | | RPI 26-50 | | | | RPI 51-100 | | | | Team's RPI: 83 | RPI 101+ | | | |
|---------------------------|---|----------------|-------|-----------|---|-----------|-------|------------|---|-----------|-------|----------------|----------|---|-----------------|-------|
| RPI | S | Opponent | Score | RPI | S | Opponent | Score | RPI | S | Opponent | Score | | RPI | S | Opponent | Score |
| 24 | A | Michigan St. | 68 84 | | | | | 63 | H | Belmont | 63 79 | | 126 | A | Youngstown St. | 68 83 |
| | | | | | | | | 69 | H | Green Bay | 85 67 | | 135 | A | IUPUI | 78 75 |
| | | | | | | | | 75 | H | Kent St. | 61 55 | | 135 | H | IUPUI | 66 59 |
| | | | | | | | | 88 | N | Drexel | 71 63 | | 150 | N | Marist | 76 60 |
| | | | | | | | | | | | | | 158 | A | Charlotte | 85 88 |
| | | | | | | | | | | | | | 193 | H | Milwaukee | 61 57 |
| | | | | | | | | | | | | | 210 | A | UNLV | 68 52 |
| | | | | | | | | | | | | | 233 | N | Stetson | 57 44 |
| | | | | | | | | | | | | | 250 | N | Hofstra | 93 64 |
| | | | | | | | | | | | | | 270 | A | Cleveland St. | 70 65 |
| | | | | | | | | | | | | | 277 | A | CSU Bakersfield | 74 76 |
| | | | | | | | | | | | | | 280 | A | Northern Ky. | 61 55 |
| | | | | | | | | | | | | | 304 | H | Oakland | 69 58 |
| | | | | | | | | | | | | | 319 | A | Manhattan | 60 44 |
| | | | | | | | | | | | | | 331 | H | Detroit Mercy | 78 59 |
| | | | | | | | | | | | | | 333 | A | UIC | 79 46 |
| | | | | | | | | | | | | | 333 | H | UIC | 72 47 |
| LAST 12 Division I GAMES: | | | | | | | | | | | | | | | | |
| 333 | H | UIC | 72 47 | 135 | H | IUPUI | 66 59 | | | | | | | | | |
| 331 | H | Detroit Mercy | 78 59 | 193 | H | Milwaukee | 61 57 | | | | | | | | | |
| 304 | H | Oakland | 69 58 | 69 | H | Green Bay | 85 67 | | | | | | | | | |
| 270 | A | Cleveland St. | 70 65 | 333 | A | UIC | 79 46 | | | | | | | | | |
| 126 | A | Youngstown St. | 68 83 | 135 | A | IUPUI | 78 75 | | | | | | | | | |
| 280 | A | Northern Ky. | 61 55 | 158 | A | Charlotte | 85 88 | | | | | | | | | |

Non-Div I Games: Kentucky St. 83 53

Wright St.

■ Loss,
 ■ Non-Conf,
 ■ S Site,
 ■ Home
 ■ A Away
 N Neutral

Wyoming

Through Games Of Feb. 3, 2019

| | | | | | | | | | | |
|-------------------|----------|-----------|----------------|------------|-------------|---------------|------|------|-------|-----------|
| Average RPI Win: | 158 | WON-LOST | WINNING | LAST 10 | STRENGTH OF | OPP. STRENGTH | TEAM | ADJ. | CONF. | ADJ CONF. |
| Average RPI Loss: | 85 | RECORD | PCT. RANK | GAMES | SCHEDULE | OF SCHEDULE | RPI | RPI | RPI | RPI |
| DIV. I ONLY | 10- 5 | 88 | 1- 0 | 40 | 129 | 46 | 46 | 15 | 15 | |
| DIV. I NON-CONF. | 5- 2 | 82 | 0- 0 | 32 | 44 | 23 | 23 | 13 | 13 | |
| TOTALS | RPI 1-25 | RPI 26-50 | W-L RECORDS | RPI 51-100 | RPI 101-150 | RPI 150+ | | | | |
| 10- 5 | 0- 0 | 1- 1 | OVERALL | 2- 3 | 2- 0 | 5- 1 | | | | |
| 7- 1 | 0- 0 | 1- 1 | HOME | 2- 0 | 1- 0 | 3- 0 | | | | |
| 2- 4 | 0- 0 | 0- 0 | AWAY | 0- 3 | 1- 0 | 1- 1 | | | | |
| 1- 0 | 0- 0 | 0- 0 | NEUTRAL | 0- 0 | 0- 0 | 1- 0 | | | | |
| 5- 2 | 0- 0 | 1- 0 | NON-CONFERENCE | 1- 2 | 1- 0 | 2- 0 | | | | |
| 4- 0 | 0- 0 | 1- 0 | HOME | 1- 0 | 1- 0 | 1- 0 | | | | |
| 0- 2 | 0- 0 | 0- 0 | AWAY | 0- 2 | 0- 0 | 0- 0 | | | | |
| 1- 0 | 0- 0 | 0- 0 | NEUTRAL | 0- 0 | 0- 0 | 1- 0 | | | | |
| 5- 3 | 0- 0 | 0- 1 | CONFERENCE | 1- 1 | 1- 0 | 3- 1 | | | | |
| 3- 1 | 0- 0 | 0- 1 | HOME | 1- 0 | 0- 0 | 2- 0 | | | | |
| 2- 2 | 0- 0 | 0- 0 | AWAY | 0- 1 | 1- 0 | 1- 1 | | | | |
| 0- 0 | 0- 0 | 0- 0 | NEUTRAL | 0- 0 | 0- 0 | 0- 0 | | | | |

| RPI 1-25 | | | | RPI 26-50 | | | | Team's RPI: 46 | | | | RPI 51-100 | | | | RPI 101+ | | | |
|---------------------------|---|----------|-------|-----------|---|------------------|-------|----------------|---|-------------------|-------|------------|---|---------------|-------|----------|---|----------|-------|
| RPI | S | Opponent | Score | RPI | S | Opponent | Score | RPI | S | Opponent | Score | RPI | S | Opponent | Score | RPI | S | Opponent | Score |
| | | | | 28 | H | South Dakota St. | 77 70 | 52 | A | Saint Mary's (CA) | 84 90 | 128 | A | Fresno St. | 63 56 | | | | |
| | | | | 39 | H | New Mexico | 75 78 | 61 | A | Boise St. | 64 72 | 132 | H | Montana St. | 66 58 | | | | |
| | | | | | | | | 61 | H | Boise St. | 64 52 | 168 | H | Denver | 78 74 | | | | |
| | | | | | | | | 79 | A | Pacific | 64 70 | 177 | N | North Texas | 53 49 | | | | |
| | | | | | | | | 95 | H | Idaho | 64 61 | 195 | A | Utah St. | 42 50 | | | | |
| | | | | | | | | | | | | 210 | H | UNLV | 90 62 | | | | |
| | | | | | | | | | | | | 251 | H | San Diego St. | 87 45 | | | | |
| | | | | | | | | | | | | 327 | A | San Jose St. | 70 56 | | | | |
| LAST 12 Division I GAMES: | | | | | | | | | | | | | | | | | | | |
| | | | | 61 | H | Boise St. | 64 52 | 128 | A | Fresno St. | 63 56 | | | | | | | | |
| | | | | 327 | A | San Jose St. | 70 56 | 61 | A | Boise St. | 64 72 | | | | | | | | |
| | | | | 39 | H | New Mexico | 75 78 | 28 | H | South Dakota St. | 77 70 | | | | | | | | |
| | | | | 195 | A | Utah St. | 42 50 | 95 | H | Idaho | 64 61 | | | | | | | | |
| | | | | 251 | H | San Diego St. | 87 45 | 168 | H | Denver | 78 74 | | | | | | | | |
| | | | | 210 | H | UNLV | 90 62 | 132 | H | Montana St. | 66 58 | | | | | | | | |

Non-Div I Games: Chadron St. 80 33 UC-Colo. Springs 98 37

Wyoming

■ Loss,
 ■ Non-Conf, S Site,
 ■ Home
 ■ Away
 N Neutral

| | | | | | | | | | | |
|-------------------|----------|-----------|----------------|------------|-------------|---------------|------|------|-------|-----------|
| Average RPI Win: | 216 | WON-LOST | WINNING | LAST 10 | STRENGTH OF | OPP. STRENGTH | TEAM | ADJ. | CONF. | ADJ CONF. |
| Average RPI Loss: | 82 | RECORD | PCT. RANK | GAMES | SCHEDULE | OF SCHEDULE | RPI | RPI | RPI | RPI |
| DIV. I ONLY | 11- 11 | 160 | 0- 1 | 122 | 102 | 169 | 169 | 6 | 6 | |
| DIV. I NON-CONF. | 9- 2 | 43 | 0- 0 | 269 | 305 | 128 | 128 | 4 | 4 | |
| TOTALS | RPI 1-25 | RPI 26-50 | W-L RECORDS | RPI 51-100 | RPI 101-150 | RPI 150+ | | | | |
| 11- 11 | 0- 1 | 0- 3 | OVERALL | 1- 2 | 3- 5 | 7- 0 | | | | |
| 9- 5 | 0- 1 | 0- 2 | HOME | 0- 0 | 2- 2 | 7- 0 | | | | |
| 2- 6 | 0- 0 | 0- 1 | AWAY | 1- 2 | 1- 3 | 0- 0 | | | | |
| 0- 0 | 0- 0 | 0- 0 | NEUTRAL | 0- 0 | 0- 0 | 0- 0 | | | | |
| 9- 2 | 0- 0 | 0- 0 | NON-CONFERENCE | 1- 1 | 1- 1 | 7- 0 | | | | |
| 8- 1 | 0- 0 | 0- 0 | HOME | 0- 0 | 1- 1 | 7- 0 | | | | |
| 1- 1 | 0- 0 | 0- 0 | AWAY | 1- 1 | 0- 0 | 0- 0 | | | | |
| 0- 0 | 0- 0 | 0- 0 | NEUTRAL | 0- 0 | 0- 0 | 0- 0 | | | | |
| 2- 9 | 0- 1 | 0- 3 | CONFERENCE | 0- 1 | 2- 4 | 0- 0 | | | | |
| 1- 4 | 0- 1 | 0- 2 | HOME | 0- 0 | 1- 1 | 0- 0 | | | | |
| 1- 5 | 0- 0 | 0- 1 | AWAY | 0- 1 | 1- 3 | 0- 0 | | | | |
| 0- 0 | 0- 0 | 0- 0 | NEUTRAL | 0- 0 | 0- 0 | 0- 0 | | | | |

| RPI 1-25 | | | | RPI 26-50 | | | | RPI 51-100 | | | | RPI 101+ Team's RPI: 169 | | | |
|---------------------------|---|------------|-------|-----------|---|-----------------|-------|------------|---|-------------|-------|--------------------------|---|-----------------|-------|
| RPI | S | Opponent | Score | RPI | S | Opponent | Score | RPI | S | Opponent | Score | RPI | S | Opponent | Score |
| 7 | H | Marquette | 44 90 | 37 | H | DePaul | 71 73 | 89 | A | Cincinnati | 61 79 | 103 | A | Providence | 58 71 |
| | | | | 43 | A | Villanova | 71 75 | 93 | A | Georgetown | 61 68 | 105 | A | Creighton | 62 66 |
| | | | | 45 | H | Butler | 41 63 | 99 | A | Wake Forest | 62 50 | 106 | A | Seton Hall | 80 76 |
| | | | | | | | | | | | | 106 | H | Seton Hall | 63 62 |
| | | | | | | | | | | | | 125 | A | St. John's (NY) | 41 70 |
| | | | | | | | | | | | | 125 | H | St. John's (NY) | 57 76 |
| | | | | | | | | | | | | 129 | H | Minnesota | 53 78 |
| | | | | | | | | | | | | 142 | H | Tennessee Tech | 70 60 |
| | | | | | | | | | | | | 160 | H | North Ala. | 94 81 |
| | | | | | | | | | | | | 218 | H | Alabama St. | 87 58 |
| | | | | | | | | | | | | 220 | H | Bowling Green | 65 49 |
| | | | | | | | | | | | | 311 | H | New Orleans | 61 45 |
| | | | | | | | | | | | | 316 | H | Fairfield | 48 35 |
| | | | | | | | | | | | | 346 | H | Chicago St. | 91 57 |
| | | | | | | | | | | | | 347 | H | Delaware St. | 80 59 |
| LAST 12 Division I GAMES: | | | | | | | | | | | | | | | |
| 106 | A | Seton Hall | 80 76 | 125 | A | St. John's (NY) | 41 70 | | | | | | | | |
| 37 | H | DePaul | 71 73 | 106 | H | Seton Hall | 63 62 | | | | | | | | |
| 7 | H | Marquette | 44 90 | 125 | H | St. John's (NY) | 57 76 | | | | | | | | |
| 103 | A | Providence | 58 71 | 43 | A | Villanova | 71 75 | | | | | | | | |
| 105 | A | Creighton | 62 66 | 93 | A | Georgetown | 61 68 | | | | | | | | |
| 45 | H | Butler | 41 63 | 311 | H | New Orleans | 61 45 | | | | | | | | |

Non-Div I Games:

Xavier

■ Loss,
 ■ Non-Conf,
 ■ S Site,
 ■ H Home
 ■ A Away
 N Neutral

| | | | | | | | | | | |
|-------------------|----------|-----------|----------------|------------|-------------|---------------|------|------|-------|-----------|
| Average RPI Win: | 237 | WON-LOST | WINNING | LAST 10 | STRENGTH OF | OPP. STRENGTH | TEAM | ADJ. | CONF. | ADJ CONF. |
| Average RPI Loss: | 120 | RECORD | PCT. RANK | GAMES | SCHEDULE | OF SCHEDULE | RPI | RPI | RPI | RPI |
| DIV. I ONLY | 13- 6 | 74 | 1- 0 | 177 | 281 | 90 | 90 | 11 | 11 | |
| DIV. I NON-CONF. | 10- 5 | 91 | 1- 0 | 172 | 320 | 83 | 83 | 10 | 10 | |
| TOTALS | RPI 1-25 | RPI 26-50 | W-L RECORDS | RPI 51-100 | RPI 101-150 | RPI 150+ | | | | |
| 13- 6 | 0- 0 | 0- 0 | OVERALL | 1- 3 | 1- 2 | 11- 1 | | | | |
| 6- 0 | 0- 0 | 0- 0 | HOME | 1- 0 | 0- 0 | 5- 0 | | | | |
| 4- 6 | 0- 0 | 0- 0 | AWAY | 0- 3 | 1- 2 | 3- 1 | | | | |
| 3- 0 | 0- 0 | 0- 0 | NEUTRAL | 0- 0 | 0- 0 | 3- 0 | | | | |
| 10- 5 | 0- 0 | 0- 0 | NON-CONFERENCE | 0- 3 | 1- 2 | 9- 0 | | | | |
| 3- 0 | 0- 0 | 0- 0 | HOME | 0- 0 | 0- 0 | 3- 0 | | | | |
| 4- 5 | 0- 0 | 0- 0 | AWAY | 0- 3 | 1- 2 | 3- 0 | | | | |
| 3- 0 | 0- 0 | 0- 0 | NEUTRAL | 0- 0 | 0- 0 | 3- 0 | | | | |
| 3- 1 | 0- 0 | 0- 0 | CONFERENCE | 1- 0 | 0- 0 | 2- 1 | | | | |
| 3- 0 | 0- 0 | 0- 0 | HOME | 1- 0 | 0- 0 | 2- 0 | | | | |
| 0- 1 | 0- 0 | 0- 0 | AWAY | 0- 0 | 0- 0 | 0- 1 | | | | |
| 0- 0 | 0- 0 | 0- 0 | NEUTRAL | 0- 0 | 0- 0 | 0- 0 | | | | |

| RPI 1-25 | | | | RPI 26-50 | | | | RPI 51-100 | | | | Team's RPI: 90 | | | | RPI 101+ | | | |
|---------------------------|---|----------|-------|-----------|---|-----------|-------|------------|---|---------------|-------|----------------|-----|----------|-------------------|----------|----|----------|-------|
| RPI | S | Opponent | Score | RPI | S | Opponent | Score | RPI | S | Opponent | Score | RPI | S | Opponent | Score | RPI | S | Opponent | Score |
| | | | | | | | | 65 | A | SFA | 57 | 67 | 103 | A | Providence | 42 | 59 | | |
| | | | | | | | | 68 | H | Harvard | 65 | 62 | 125 | A | St. John's (NY) | 52 | 56 | | |
| | | | | | | | | 89 | A | Cincinnati | 52 | 66 | 126 | A | Youngstown St. | 58 | 56 | | |
| | | | | | | | | 98 | A | Northern Ill. | 80 | 89 | 196 | N | Saint Louis | 58 | 52 | | |
| | | | | | | | | | | | | | 226 | H | Dartmouth | 64 | 49 | | |
| | | | | | | | | | | | | | 231 | N | Niagara | 67 | 64 | | |
| | | | | | | | | | | | | | 232 | H | Colgate | 80 | 61 | | |
| | | | | | | | | | | | | | 239 | A | Brown | 71 | 86 | | |
| | | | | | | | | | | | | | 239 | H | Brown | 84 | 72 | | |
| | | | | | | | | | | | | | 256 | N | N.C. A&T | 59 | 49 | | |
| | | | | | | | | | | | | | 273 | A | Vermont | 58 | 55 | | |
| | | | | | | | | | | | | | 296 | A | Army West Point | 62 | 51 | | |
| | | | | | | | | | | | | | 298 | H | Central Conn. St. | 58 | 46 | | |
| | | | | | | | | | | | | | 315 | H | Saint Peter's | 72 | 56 | | |
| | | | | | | | | | | | | | 326 | A | Wagner | 74 | 41 | | |
| LAST 12 Division I GAMES: | | | | | | | | | | | | | | | | | | | |
| | | | | 65 | A | SFA | 57 | 67 | | | | | 256 | N | N.C. A&T | 59 | 49 | | |
| | | | | 231 | N | Niagara | 67 | 64 | | | | | 196 | N | Saint Louis | 58 | 52 | | |
| | | | | 226 | H | Dartmouth | 64 | 49 | | | | | 298 | H | Central Conn. St. | 58 | 46 | | |
| | | | | 68 | H | Harvard | 65 | 62 | | | | | 296 | A | Army West Point | 62 | 51 | | |
| | | | | 239 | H | Brown | 84 | 72 | | | | | 273 | A | Vermont | 58 | 55 | | |
| | | | | 239 | A | Brown | 71 | 86 | | | | | 125 | A | St. John's (NY) | 52 | 56 | | |

Non-Div I Games:

Yale

■ Loss,
 ■ Non-Conf,
 ■ S Site,
 ■ H Home
 ■ A Away
 N Neutral

| | | | | | | | | | | |
|-------------------|----------|-----------|----------------|------------|-------------|---------------|------|------|-------|-----------|
| Average RPI Win: | 237 | WON-LOST | WINNING | LAST 10 | STRENGTH OF | OPP. STRENGTH | TEAM | ADJ. | CONF. | ADJ CONF. |
| Average RPI Loss: | 95 | RECORD | PCT. RANK | GAMES | SCHEDULE | OF SCHEDULE | RPI | RPI | RPI | RPI |
| DIV. I ONLY | 15- 5 | 52 | 1- 0 | 275 | 204 | 126 | 126 | 20 | 20 | |
| DIV. I NON-CONF. | 6- 3 | 91 | 0- 0 | 87 | 209 | 68 | 68 | 17 | 17 | |
| TOTALS | RPI 1-25 | RPI 26-50 | W-L RECORDS | RPI 51-100 | RPI 101-150 | RPI 150+ | | | | |
| 15- 5 | 0- 0 | 0- 1 | OVERALL | 1- 3 | 3- 0 | 11- 1 | | | | |
| 11- 1 | 0- 0 | 0- 0 | HOME | 1- 1 | 2- 0 | 8- 0 | | | | |
| 4- 4 | 0- 0 | 0- 1 | AWAY | 0- 2 | 1- 0 | 3- 1 | | | | |
| 0- 0 | 0- 0 | 0- 0 | NEUTRAL | 0- 0 | 0- 0 | 0- 0 | | | | |
| 6- 3 | 0- 0 | 0- 1 | NON-CONFERENCE | 0- 2 | 2- 0 | 4- 0 | | | | |
| 4- 1 | 0- 0 | 0- 0 | HOME | 0- 1 | 1- 0 | 3- 0 | | | | |
| 2- 2 | 0- 0 | 0- 1 | AWAY | 0- 1 | 1- 0 | 1- 0 | | | | |
| 0- 0 | 0- 0 | 0- 0 | NEUTRAL | 0- 0 | 0- 0 | 0- 0 | | | | |
| 9- 2 | 0- 0 | 0- 0 | CONFERENCE | 1- 1 | 1- 0 | 7- 1 | | | | |
| 7- 0 | 0- 0 | 0- 0 | HOME | 1- 0 | 1- 0 | 5- 0 | | | | |
| 2- 2 | 0- 0 | 0- 0 | AWAY | 0- 1 | 0- 0 | 2- 1 | | | | |
| 0- 0 | 0- 0 | 0- 0 | NEUTRAL | 0- 0 | 0- 0 | 0- 0 | | | | |

| RPI 1-25 | | | | RPI 26-50 | | | | RPI 51-100 | | | | RPI 101+ Team's RPI: 126 | | | |
|---------------------------|---|----------|-------|-----------|---|---------------|-------|------------|---|---------------|-------|--------------------------|---|--------------------|-------|
| RPI | S | Opponent | Score | RPI | S | Opponent | Score | RPI | S | Opponent | Score | RPI | S | Opponent | Score |
| | | | | 48 | A | Bucknell | 68 73 | 69 | A | Green Bay | 42 60 | 122 | A | Pittsburgh | 64 55 |
| | | | | | | | | 75 | A | Kent St. | 34 62 | 135 | H | IUPUI | 70 52 |
| | | | | | | | | 83 | H | Wright St. | 83 68 | 149 | H | Akron | 72 61 |
| | | | | | | | | 90 | H | Yale | 56 58 | 193 | A | Milwaukee | 68 71 |
| | | | | | | | | | | | | 205 | H | Saint Francis (PA) | 80 56 |
| | | | | | | | | | | | | 212 | H | Robert Morris | 69 59 |
| | | | | | | | | | | | | 227 | H | Loyola Chicago | 74 63 |
| | | | | | | | | | | | | 267 | A | Canisius | 62 36 |
| | | | | | | | | | | | | 270 | H | Cleveland St. | 73 55 |
| | | | | | | | | | | | | 280 | H | Northern Ky. | 77 66 |
| | | | | | | | | | | | | 304 | A | Oakland | 69 55 |
| | | | | | | | | | | | | 304 | H | Oakland | 76 61 |
| | | | | | | | | | | | | 331 | A | Detroit Mercy | 85 59 |
| | | | | | | | | | | | | 331 | H | Detroit Mercy | 91 45 |
| | | | | | | | | | | | | 333 | H | UIC | 81 29 |
| LAST 12 Division I GAMES: | | | | | | | | | | | | | | | |
| | | | | 304 | H | Oakland | 76 61 | 331 | H | Detroit Mercy | 91 45 | | | | |
| | | | | 270 | H | Cleveland St. | 73 55 | 135 | H | IUPUI | 70 52 | | | | |
| | | | | 280 | H | Northern Ky. | 77 66 | 333 | H | UIC | 81 29 | | | | |
| | | | | 83 | H | Wright St. | 83 68 | 304 | A | Oakland | 69 55 | | | | |
| | | | | 69 | A | Green Bay | 42 60 | 331 | A | Detroit Mercy | 85 59 | | | | |
| | | | | 193 | A | Milwaukee | 68 71 | 48 | A | Bucknell | 68 73 | | | | |

Non-Div I Games: Thiel 76 53 Carlow 90 31

Youngstown St.

Loss, Non-Conf, S Site, H Home A Away N Neutral