

Average RPI Win:	305	WON-LOST	WINNING	LAST 10	STRENGTH OF	OPP. STRENGTH	TEAM	ADJ.	CONF.	ADJ CONF.
Average RPI Loss:	181	RECORD	PCT. RANK	GAMES	SCHEDULE	OF SCHEDULE	RPI	RPI	RPI	RPI

DIV. I ONLY	9- 8	155	6- 4	334	340	255	255	25	25
DIV. I NON-CONF.	3- 4	209	0- 1	246	348	250	250	25	25
TOTALS	RPI 1-25	RPI 26-50	W-L RECORDS	RPI 51-100	RPI 101-999	RPI 201+			
9- 8	0- 0	0- 0	OVERALL	0- 0	9- 8	9- 4			
4- 3	0- 0	0- 0	HOME	0- 0	4- 3	4- 0			
3- 5	0- 0	0- 0	AWAY	0- 0	3- 1	3- 1			
2- 0	0- 0	0- 0	NEUTRAL	0- 0	2- 0	2- 0			
3- 4	0- 0	0- 0	NON-CONFERENCE	0- 0	3- 4	3- 2			
1- 1	0- 0	0- 0	HOME	0- 0	1- 1	1- 0			
0- 3	0- 0	0- 0	AWAY	0- 0	0- 3	0- 2			
2- 0	0- 0	0- 0	NEUTRAL	0- 0	2- 0	2- 0			
6- 4	0- 0	0- 0	CONFERENCE	0- 0	6- 4	6- 2			
3- 2	0- 0	0- 0	HOME	0- 0	3- 2	3- 0			
3- 2	0- 0	0- 0	AWAY	0- 0	3- 2	3- 2			
0- 0	0- 0	0- 0	NEUTRAL	0- 0	0- 0	0- 0			

RPI 1-25	RPI 26-50	RPI 51-100	RPI 101+	Team's RPI: 255
RPI S Opponent Score	RPI S Opponent Score	RPI S Opponent Score	RPI S Opponent Score	
			104 H Lamar University	31 70
			108 H Rice	56 67
			120 H Central Ark.	50 58
			122 A UTEP	49 69
			205 A Abilene Christian	59 61
			226 A New Orleans	49 66
			238 A New Mexico St.	61 70
			254 H Nicholls St.	76 55
			265 N Prairie View	72 62
			285 H Southeastern La.	56 52
			303 A Incarnate Word	62 58
			320 H Houston Baptist	50 49
			321 A UTRGV	53 56
			321 H UTRGV	71 41
			323 A Northwestern St.	62 56
			331 A Sam Houston St.	67 57
			340 N Florida A&M	58 55
LAST 12 Division I GAMES:				
303 A Incarnate Word	62 58	331 A Sam Houston St.	67 57	
285 H Southeastern La.	56 52	323 A Northwestern St.	62 56	
320 H Houston Baptist	50 49	104 H Lamar University	31 70	
205 A Abilene Christian	59 61	120 H Central Ark.	50 58	
254 H Nicholls St.	76 55	108 H Rice	56 67	
226 A New Orleans	49 66	321 H UTRGV	71 41	

Non-Div I Games: Tex. A&M Int'l 53 34 St. Thomas Houston 72 42 McMurry 62 43 Texas Lutheran 87 56 A&M-Corpus Christi

Loss, Non-Conf, S Site, H Home A Away N Neutral

Average RPI Win:	282	WON-LOST	WINNING	LAST 10	STRENGTH OF	OPP. STRENGTH	TEAM	ADJ.	CONF.	ADJ CONF.
Average RPI Loss:	124	RECORD	PCT. RANK	GAMES	SCHEDULE	OF SCHEDULE	RPI	RPI	RPI	RPI
DIV. I ONLY	10- 7	126	7- 3	303	272	205	205	25	25	
DIV. I NON-CONF.	2- 4	239	1- 0	174	138	238	238	25	25	

TOTALS	RPI 1-25	RPI 26-50	W-L RECORDS	RPI 51-100	RPI 101-999	RPI 201+				
10- 7	0- 0	0- 1	OVERALL	0- 1	10- 5	9- 1				
7- 1	0- 0	0- 1	HOME	0- 0	7- 0	6- 0				
2- 5	0- 0	0- 0	AWAY	0- 1	2- 4	2- 1				
1- 1	0- 0	0- 0	NEUTRAL	0- 0	1- 1	1- 0				
2- 4	0- 0	0- 1	NON-CONFERENCE	0- 1	2- 2	1- 1				
1- 1	0- 0	0- 1	HOME	0- 0	1- 0	0- 0				
0- 2	0- 0	0- 0	AWAY	0- 1	0- 1	0- 1				
1- 1	0- 0	0- 0	NEUTRAL	0- 0	1- 1	1- 0				
8- 3	0- 0	0- 0	CONFERENCE	0- 0	8- 3	8- 0				
6- 0	0- 0	0- 0	HOME	0- 0	6- 0	6- 0				
2- 3	0- 0	0- 0	AWAY	0- 0	2- 3	2- 0				
0- 0	0- 0	0- 0	NEUTRAL	0- 0	0- 0	0- 0				

RPI	S	Opponent	Score	RPI	S	Opponent	Score	RPI	S	Opponent	Score	Team's RPI: 205
38	H	FGCU	55 94	97	A	Arkansas	65 79	104	A	Lamar University	71 77	
								120	A	Central Ark.	45 63	
								128	A	SFA	55 66	
								161	H	Idaho	82 72	
								170	N	Radford	65 71	
								214	A	SMU	44 65	
								226	H	New Orleans	80 70	
								255	H	A&M-Corpus Christi	61 59	
								274	A	McNeese	80 75	
								285	H	Southeastern La.	86 80	
								310	N	Old Dominion	74 60	
								320	H	Houston Baptist	80 68	
								323	H	Northwestern St.	80 41	
								331	A	Sam Houston St.	75 72	
								331	H	Sam Houston St.	83 65	
LAST 12 Division I GAMES:												
331	A	Sam Houston St.	75 72	320	H	Houston Baptist	80 68					
104	A	Lamar University	71 77	285	H	Southeastern La.	86 80					
255	H	A&M-Corpus Christi	61 59	274	A	McNeese	80 75					
120	A	Central Ark.	45 63	331	H	Sam Houston St.	83 65					
128	A	SFA	55 66	226	H	New Orleans	80 70					
323	H	Northwestern St.	80 41	310	N	Old Dominion	74 60					

Non-Div I Games: Schreiner 97 48 Southwest (NM) 91 47 Howard Payne 88 46 Midwestern St. 88 67 Abilene Christian

Average RPI Win:	270	WON-LOST	WINNING	LAST 10	STRENGTH OF	OPP. STRENGTH	TEAM	ADJ.	CONF.	ADJ CONF.
Average RPI Loss:	159	RECORD	PCT. RANK	GAMES	SCHEDULE	OF SCHEDULE	RPI	RPI	RPI	RPI
DIV. I ONLY	2- 18	333	2- 8	133	198	309	309	16	16	
DIV. I NON-CONF.	0- 10	337	0- 2	92	268	310	310	14	14	

TOTALS	RPI 1-25	RPI 26-50	W-L RECORDS	RPI 51-100	RPI 101-999	RPI 201+				
2- 18	0- 1	0- 0	OVERALL	0- 3	2- 14	2- 3				
2- 9	0- 1	0- 0	HOME	0- 1	2- 7	2- 1				
0- 9	0- 0	0- 0	AWAY	0- 2	0- 7	0- 2				
0- 0	0- 0	0- 0	NEUTRAL	0- 0	0- 0	0- 0				
0- 10	0- 1	0- 0	NON-CONFERENCE	0- 1	0- 8	0- 2				
0- 5	0- 1	0- 0	HOME	0- 0	0- 4	0- 0				
0- 5	0- 0	0- 0	AWAY	0- 1	0- 4	0- 2				
0- 0	0- 0	0- 0	NEUTRAL	0- 0	0- 0	0- 0				
2- 8	0- 0	0- 0	CONFERENCE	0- 2	2- 6	2- 1				
2- 4	0- 0	0- 0	HOME	0- 1	2- 3	2- 1				
0- 4	0- 0	0- 0	AWAY	0- 1	0- 3	0- 0				
0- 0	0- 0	0- 0	NEUTRAL	0- 0	0- 0	0- 0				

RPI 1-25				RPI 26-50				RPI 51-100				RPI 101+ Team's RPI: 309			
RPI	S	Opponent	Score	RPI	S	Opponent	Score	RPI	S	Opponent	Score	RPI	S	Opponent	Score
4	H	Louisville	50 62					77	H	New Mexico	59 88	109	H	Colorado St.	39 40
								85	A	Navy	64 71	127	H	Colorado	43 68
								96	A	UNLV	57 69	132	A	SIUE	40 76
												139	A	Weber St.	52 62
												146	A	Fresno St.	48 64
												146	H	Fresno St.	58 64
												180	H	Army West Point	59 65
												190	A	Nevada	60 70
												192	H	Denver	54 75
												193	A	Boise St.	46 49
												196	H	Eastern Wash.	63 65
												249	H	San Jose St.	74 75
												250	H	San Diego St.	61 51
												288	A	FIU	69 70
												290	H	Utah St.	57 50
												306	A	Utah Valley	56 59

LAST 12 Division I GAMES:															
250	H	San Diego St.	61 51	96	A	UNLV	57 69								
146	A	Fresno St.	48 64	190	A	Nevada	60 70								
193	A	Boise St.	46 49	146	H	Fresno St.	58 64								
290	H	Utah St.	57 50	77	H	New Mexico	59 88								
109	H	Colorado St.	39 40	4	H	Louisville	50 62								
249	H	San Jose St.	74 75	127	H	Colorado	43 68								

Non-Div I Games: Colo. Christian 66 68

Air Force

Loss,
Non-Conf, S Site,
H Home
A Away
N Neutral

Average RPI Win: 238

Average RPI Loss: 72

WON-LOST
RECORDWINNING
PCT. RANKLAST 10
GAMESSTRENGTH OF
SCHEDULEOPP. STRENGTH
OF SCHEDULETEAM
RPIADJ.
RPICONF.
RPIADJ CONF.
RPIDIV. I ONLY
DIV. I NON-CONF.6- 15
5- 5281
1701- 9
0- 145
111105
228218
186218
1867
87
8

TOTALS

RPI 1-25

RPI 26-50

W-L RECORDS

RPI 51-100

RPI 101-999

RPI 201+

6- 15

0- 2

0- 4

OVERALL

0- 5

6- 4

4- 0

5- 7

0- 2

0- 3

HOME

0- 0

5- 2

4- 0

0- 7

0- 0

0- 1

AWAY

0- 4

0- 2

0- 0

1- 1

0- 0

0- 0

NEUTRAL

0- 1

1- 0

0- 0

5- 5

0- 1

0- 1

NON-CONFERENCE

0- 2

5- 1

4- 0

4- 2

0- 1

0- 1

HOME

0- 0

4- 0

4- 0

0- 2

0- 0

0- 0

AWAY

0- 1

0- 1

0- 0

1- 1

0- 0

0- 0

NEUTRAL

0- 1

1- 0

0- 0

1- 10

0- 1

0- 3

CONFERENCE

0- 3

1- 3

0- 0

1- 5

0- 1

0- 2

HOME

0- 0

1- 2

0- 0

0- 5

0- 0

0- 1

AWAY

0- 3

0- 1

0- 0

0- 0

0- 0

0- 0

NEUTRAL

0- 0

0- 0

0- 0

RPI 1-25

RPI 26-50

RPI 51-100

RPI 101+

Team's RPI: 218

RPI	S	Opponent	Score
18	H	Buffalo	66 89
22	H	Maryland	54 75

RPI	S	Opponent	Score
30	H	Central Mich.	86 95
38	H	FGCU	63 82
39	A	Ball St.	65 97
39	H	Ball St.	61 74

RPI	S	Opponent	Score
53	A	Duquesne	60 66
62	A	Tol edo	54 60
74	N	Harvard	63 76
75	A	Ohi o	67 70
94	A	Mi ami (OH)	67 75

RPI	S	Opponent	Score
111	A	Western Mi ch.	60 76
111	H	Western Mi ch.	51 59
132	N	SIUE	59 58
135	A	Bucknell	52 63
138	H	Kent St.	75 60
182	H	Bowling Green	64 66
228	H	Youngstown St.	75 58
285	H	Southeastern La.	66 54
307	H	Eastern Ky.	62 45
339	H	Winthrop	69 43

LAST 12 Division I GAMES:

111	A	Western Mi ch.	60 76	182	H	Bowling Green	64 66
39	A	Ball St.	65 97	39	H	Ball St.	61 74
138	H	Kent St.	75 60	75	A	Ohi o	67 70
111	H	Western Mi ch.	51 59	62	A	Tol edo	54 60
30	H	Central Mi ch.	86 95	18	H	Buffal o	66 89
94	A	Mi ami (OH)	67 75	74	N	Harvard	63 76

Non-Div I Games: Ohio Christian 93 33

Akron

Loss,
 Non-Conf, S Site,
 H Home
A Away
 N Neutral

Average RPI Win: 195

Average RPI Loss: 47

WON-LOST
RECORDWINNING
PCT. RANKLAST 10
GAMESSTRENGTH OF
SCHEDULEOPP. STRENGTH
OF SCHEDULETEAM
RPIADJ.
RPICONF.
RPIADJ CONF.
RPIDIV. I ONLY
DIV. I NON-CONF.14- 8
10- 397
515- 5
3- 099
20082
26486
8986
892
22
2

TOTALS

RPI 1-25

RPI 26-50

W-L RECORDS

RPI 51-100

RPI 101-999

RPI 201+

14- 8

0- 4

1- 0

OVERALL

2- 3

11- 1

7- 0

10- 2

0- 2

1- 0

HOME

1- 0

8- 0

5- 0

4- 4

0- 1

0- 0

AWAY

1- 2

3- 1

2- 0

0- 2

0- 1

0- 0

NEUTRAL

0- 1

0- 0

0- 0

10- 3

0- 1

0- 0

NON-CONFERENCE

1- 2

9- 0

7- 0

8- 0

0- 0

0- 0

HOME

1- 0

7- 0

5- 0

2- 1

0- 0

0- 0

AWAY

0- 1

2- 0

2- 0

0- 2

0- 1

0- 0

NEUTRAL

0- 1

0- 0

0- 0

4- 5

0- 3

1- 0

CONFERENCE

1- 1

2- 1

0- 0

2- 2

0- 2

1- 0

HOME

0- 0

1- 0

0- 0

2- 3

0- 1

0- 0

AWAY

1- 1

1- 1

0- 0

0- 0

0- 0

0- 0

NEUTRAL

0- 0

0- 0

0- 0

RPI 1-25

RPI 26-50

RPI 51-100 Team's RPI: 86

RPI 101+

RPI	S	Opponent	Score
3	A	Mississippi St.	61 75
13	N	NC State	49 68
15	H	Texas A&M	54 73
16	H	Missouri	56 62

RPI	S	Opponent	Score
27	H	LSU	65 51

RPI	S	Opponent	Score
55	A	TCU	67 88
73	N	Elon	55 60
91	H	Utah	65 60
97	A	Arkansas	83 76
98	A	Kentucky	54 79

RPI	S	Opponent	Score
106	A	Auburn	60 69
110	H	Jacksonville	75 60
114	H	Missouri St.	65 61
121	H	Vanderbilt	77 75
175	A	Florida	63 54
214	H	SMU	59 44
247	H	Grambling	73 49
261	A	Lipscomb	73 51
302	H	Murray St.	68 47
312	H	Alabama A&M	90 32
319	A	Ga. Southern	84 36
340	H	Florida A&M	91 55

LAST 12 Division I GAMES:

106	A	Auburn	60 69	97	A	Arkansas	83 76
98	A	Kentucky	54 79	175	A	Florida	63 54
121	H	Vanderbilt	77 75	16	H	Missouri	56 62
15	H	Texas A&M	54 73	340	H	Florida A&M	91 55
3	A	Mississippi St.	61 75	302	H	Murray St.	68 47
27	H	LSU	65 51	114	H	Missouri St.	65 61

Non-Div I Games:

Alabama

Loss,
Non-Conf, S Site,
H Home
A Away
N Neutral

Average RPI Win:	317	WON-LOST	WINNING	LAST 10	STRENGTH OF	OPP. STRENGTH	TEAM	ADJ.	CONF.	ADJ CONF.
Average RPI Loss:	220	RECORD	PCT. RANK	GAMES	SCHEDULE	OF SCHEDULE	RPI	RPI	RPI	RPI
DIV. I ONLY	8- 13	239	3- 7	346	345	312	312	32	32	
DIV. I NON-CONF.	5- 6	187	1- 1	301	340	243	243	32	32	

TOTALS	RPI 1-25	RPI 26-50	W-L RECORDS	RPI 51-100	RPI 101-999	RPI 201+				
8- 13	0- 0	0- 0	OVERALL	0- 2	8- 11	8- 8				
4- 3	0- 0	0- 0	HOME	0- 0	4- 3	4- 3				
4- 9	0- 0	0- 0	AWAY	0- 0	4- 6	4- 5				
0- 1	0- 0	0- 0	NEUTRAL	0- 0	0- 1	0- 0				
5- 6	0- 0	0- 0	NON-CONFERENCE	0- 2	5- 4	5- 2				
2- 1	0- 0	0- 0	HOME	0- 0	2- 1	2- 1				
3- 4	0- 0	0- 0	AWAY	0- 2	3- 2	3- 1				
0- 1	0- 0	0- 0	NEUTRAL	0- 0	0- 1	0- 0				
3- 7	0- 0	0- 0	CONFERENCE	0- 0	3- 7	3- 6				
2- 2	0- 0	0- 0	HOME	0- 0	2- 2	2- 2				
1- 5	0- 0	0- 0	AWAY	0- 0	1- 5	1- 4				
0- 0	0- 0	0- 0	NEUTRAL	0- 0	0- 0	0- 0				

RPI 1-25				RPI 26-50				RPI 51-100				RPI 101+				Team's RPI: 312	
RPI	S	Opponent	Score	RPI	S	Opponent	Score	RPI	S	Opponent	Score	RPI	S	Opponent	Score		
								80	A	UAB	58	85	157	N	Hartford	47	56
								86	A	Alabama	32	90	176	A	Jacksonville St.	33	49
												198	A	Southern U.	62	77	
												231	H	Austin Peay	52	55	
												247	A	Grambling	49	78	
												248	H	Texas Southern	49	55	
												261	A	Lipscomb	50	66	
												265	H	Prairie View	48	55	
												277	A	Alcorn	52	57	
												285	A	Southeastern La.	76	74	
												288	A	FIU	58	51	
												294	A	Jackson St.	43	59	
												299	A	Alabama St.	78	69	
												302	H	Murray St.	71	54	
												336	A	Tennessee St.	77	75	
												337	A	Ark. -Pine Bluff	48	57	
												337	H	Ark. -Pine Bluff	52	49	
												341	H	Mississippi Val.	65	48	
												348	H	Evansville	70	56	
LAST 12 Division I GAMES:																	
				337	A	Ark. -Pine Bluff	48	57	341	H	Mississippi Val.	65	48				
				265	H	Prairie View	48	55	337	H	Ark. -Pine Bluff	52	49				
				248	H	Texas Southern	49	55	294	A	Jackson St.	43	59				
				198	A	Southern U.	62	77	247	A	Grambling	49	78				
				277	A	Alcorn	52	57	261	A	Lipscomb	50	66				
				299	A	Alabama St.	78	69	285	A	Southeastern La.	76	74				

Non-Div I Games:

Alabama A&M

■ Loss,
 ■ Non-Conf,
 ■ S Site,
 ■ Home
 ■ A Away
 N Neutral

Average RPI Win:	325	WON-LOST	WINNING	LAST 10	STRENGTH OF	OPP. STRENGTH	TEAM	ADJ.	CONF.	ADJ CONF.
Average RPI Loss:	166	RECORD	PCT. RANK	GAMES	SCHEDULE	OF SCHEDULE	RPI	RPI	RPI	RPI
DIV. I ONLY	5- 15	295	4- 6	245	330	299	299	32	32	
DIV. I NON-CONF.	1- 9	318	0- 1	32	188	251	251	32	32	

TOTALS	RPI 1-25	RPI 26-50	W-L RECORDS	RPI 51-100	RPI 101-999	RPI 201+				
5- 15	0- 2	0- 0	OVERALL	0- 2	5- 11	5- 5				
4- 4	0- 0	0- 0	HOME	0- 0	4- 4	4- 2				
1- 10	0- 2	0- 0	AWAY	0- 2	1- 6	1- 3				
0- 1	0- 0	0- 0	NEUTRAL	0- 0	0- 1	0- 0				
1- 9	0- 2	0- 0	NON-CONFERENCE	0- 2	1- 5	1- 0				
1- 2	0- 0	0- 0	HOME	0- 0	1- 2	1- 0				
0- 6	0- 2	0- 0	AWAY	0- 2	0- 2	0- 0				
0- 1	0- 0	0- 0	NEUTRAL	0- 0	0- 1	0- 0				
4- 6	0- 0	0- 0	CONFERENCE	0- 0	4- 6	4- 5				
3- 2	0- 0	0- 0	HOME	0- 0	3- 2	3- 2				
1- 4	0- 0	0- 0	AWAY	0- 0	1- 4	1- 3				
0- 0	0- 0	0- 0	NEUTRAL	0- 0	0- 0	0- 0				

RPI 1-25				RPI 26-50				RPI 51-100				RPI 101+ Team's RPI: 299			
RPI	S	Opponent	Score	RPI	S	Opponent	Score	RPI	S	Opponent	Score	RPI	S	Opponent	Score
8	A	Tennessee	51 104					60	A	Miami (FL)	31 79	101	H	South Ala.	47 59
21	A	South Carolina	31 99					80	A	UAB	44 61	128	N	SFA	50 77
												159	A	Southern Miss.	35 72
												168	A	Samford	39 58
												194	H	Troy	63 93
												198	A	Southern U.	58 66
												247	A	Grambling	71 93
												248	H	Texas Southern	39 71
												265	H	Prairie View	70 68
												277	A	Alcorn	41 73
												294	A	Jackson St.	61 70
												312	H	Alabama A&M	69 78
												337	H	Ark. -Pine Bluff	63 54
												341	A	Mississippi Val.	70 62
												341	H	Mississippi Val.	76 41
												342	H	Savannah St.	81 61

LAST 12 Division I GAMES:															
341	A	Mississippi Val.	70 62	337	H	Ark. -Pine Bluff	63 54	341	H	Mississippi Val.	76 41				
248	H	Texas Southern	39 71	247	A	Grambling	71 93	294	A	Jackson St.	61 70				
265	H	Prairie View	70 68	80	A	UAB	44 61	60	A	Miami (FL)	31 79				
277	A	Alcorn	41 73												
198	A	Southern U.	58 66												
312	H	Alabama A&M	69 78												

Non-Div I Games: Mobile 61 50

Alabama St.

Loss,
Non-Conf,
S Site,
H Home
A Away
N Neutral

Average RPI Win: 214	WON-LOST RECORD	WINNING PCT. RANK	LAST 10 GAMES	STRENGTH OF SCHEDULE	OPP. STRENGTH OF SCHEDULE	TEAM RPI	ADJ. RPI	CONF. RPI	ADJ. CONF. RPI
Average RPI Loss: 99									
DIV. I ONLY	19- 4	15	8- 2	188	221	65	65	20	20
DIV. I NON-CONF.	11- 2	22	2- 0	202	158	55	55	24	24

TOTALS	RPI 1-25	RPI 26-50	W-L RECORDS	RPI 51-100	RPI 101-999	RPI 201+			
19- 4	0- 1	0- 0	OVERALL	2- 1	17- 2	9- 0			
9- 1	0- 0	0- 0	HOME	2- 1	7- 0	3- 0			
8- 3	0- 1	0- 0	AWAY	0- 0	8- 2	6- 0			
2- 0	0- 0	0- 0	NEUTRAL	0- 0	2- 0	0- 0			
11- 2	0- 1	0- 0	NON-CONFERENCE	1- 1	10- 0	6- 0			
4- 1	0- 0	0- 0	HOME	1- 1	3- 0	2- 0			
5- 1	0- 1	0- 0	AWAY	0- 0	5- 0	4- 0			
2- 0	0- 0	0- 0	NEUTRAL	0- 0	2- 0	0- 0			
8- 2	0- 0	0- 0	CONFERENCE	1- 0	7- 2	3- 0			
5- 0	0- 0	0- 0	HOME	1- 0	4- 0	1- 0			
3- 2	0- 0	0- 0	AWAY	0- 0	3- 2	2- 0			
0- 0	0- 0	0- 0	NEUTRAL	0- 0	0- 0	0- 0			

RPI	S	Opponent	Score	RPI	S	Opponent	Score	RPI	S	Opponent	Score	RPI	S	Opponent	Score
22	A	Maryland	58 91					59	H	St. John's (NY)	66 71	112	H	Dartmouth	76 61
								66	H	Fordham	59 52	133	N	Northern Ill.	97 91
								79	H	Maine	68 54	136	N	Southern Ill.	68 57
												157	A	Hartford	55 70
												158	A	New Hampshire	68 74
												158	H	New Hampshire	66 53
												164	H	Binghamton	63 46
												197	A	Siena	78 63
												201	A	Stony Brook	72 68
												201	H	Stony Brook	64 58
												234	H	St. Bonaventure	69 52
												239	A	Holy Cross	65 56
												245	A	Manhattan	62 56
												295	A	Monmouth	68 44
												298	A	Central Conn. St.	72 60
												313	H	Vermont	67 55
												325	H	Wagner	89 44
												330	A	UMBC	78 75
												347	A	UMass Lowell	61 52
LAST 12 Division I GAMES:															
158	A	New Hampshire	68 74	79	H	Maine	68 54	201	A	Stony Brook	72 68	158	H	New Hampshire	66 53
201	H	Stony Brook	64 58	201	A	Stony Brook	72 68	157	A	Hartford	55 70	112	H	Dartmouth	76 61
313	H	Vermont	67 55	158	H	New Hampshire	66 53	133	N	Northern Ill.	97 91				
330	A	UMBC	78 75												
347	A	UMass Lowell	61 52												
164	H	Binghamton	63 46												

Non-Div I Games:

Albany (NY)

■ Loss,
 ■ Non-Conf,
 ■ S Site,
 ■ H Home
 ■ A Away
 N Neutral

Average RPI Win: 307
Average RPI Loss: 199

WON-LOST
RECORD

WINNING
PCT. RANK

LAST 10
GAMES

STRENGTH OF
SCHEDULE

OPP. STRENGTH
OF SCHEDULE

TEAM
RPI

ADJ.
RPI

CONF.
RPI

ADJ CONF.
RPI

DIV. I ONLY	6- 12	261	5- 5	293	348	277	277	32	32
DIV. I NON-CONF.	1- 7	310	0- 2	151	318	274	274	32	32

TOTALS	RPI 1-25	RPI 26-50	W-L RECORDS	RPI 51-100	RPI 101-999	RPI 201+			
6- 12	0- 0	0- 0	OVERALL	0- 0	6- 12	6- 5			
2- 2	0- 0	0- 0	HOME	0- 0	2- 2	2- 2			
4- 8	0- 0	0- 0	AWAY	0- 0	4- 3	4- 1			
0- 2	0- 0	0- 0	NEUTRAL	0- 0	0- 2	0- 1			
1- 7	0- 0	0- 0	NON-CONFERENCE	0- 0	1- 7	1- 1			
0- 0	0- 0	0- 0	HOME	0- 0	0- 0	0- 0			
1- 5	0- 0	0- 0	AWAY	0- 0	1- 5	1- 0			
0- 2	0- 0	0- 0	NEUTRAL	0- 0	0- 2	0- 1			
5- 5	0- 0	0- 0	CONFERENCE	0- 0	5- 5	5- 4			
2- 2	0- 0	0- 0	HOME	0- 0	2- 2	2- 2			
3- 3	0- 0	0- 0	AWAY	0- 0	3- 3	3- 2			
0- 0	0- 0	0- 0	NEUTRAL	0- 0	0- 0	0- 0			

RPI 1-25				RPI 26-50				RPI 51-100				RPI 101+ Team's RPI: 277			
RPI	S	Opponent	Score	RPI	S	Opponent	Score	RPI	S	Opponent	Score	RPI	S	Opponent	Score
												120	A	Central Ark.	52 75
												128	N	SFA	79 83
												150	A	Loui si ana	47 67
												152	A	Wi chi ta St.	46 87
												159	A	Southern Mi ss.	67 72
												188	A	Loui si ana Tech	50 87
												198	A	Southern U.	56 64
												207	N	Oral Roberts	52 76
												247	H	Grambling	68 75
												248	A	Texas Southern	57 91
												265	A	Prai rie View	73 72
												285	A	Southeastern La.	84 77
												294	A	Jackson St.	69 94
												294	H	Jackson St.	51 74
												299	H	Al abama St.	73 41
												312	H	Al abama A&M	57 52
												337	A	Ark. -Pi ne Bl uff	80 77
												341	A	Mi ssi ssi ppi Val .	76 70
LAST 12 Di vi si on I GAMES:															
				294	A	Jackson St.	69 94					247	H	Grambling	68 75
				198	A	Southern U.	56 64					294	H	Jackson St.	51 74
				299	H	Al abama St.	73 41					248	A	Texas Southern	57 91
				312	H	Al abama A&M	57 52					265	A	Prai rie View	73 72
				337	A	Ark. -Pi ne Bl uff	80 77					188	A	Loui si ana Tech	50 87
				341	A	Mi ssi ssi ppi Val .	76 70					150	A	Loui si ana	47 67

Non-Di v I Games: Tougal oo 76 64 Blue Mountain (MS) 76 35 LeMoyne-Owen 81 54

Alcorn

Loss, Non-Conf, S Site, H Home A Away N Neutral

Average RPI Win:	207	WON-LOST	WINNING	LAST 10	STRENGTH OF	OPP. STRENGTH	TEAM	ADJ.	CONF.	ADJ CONF.
Average RPI Loss:	92	RECORD	PCT. RANK	GAMES	SCHEDULE	OF SCHEDULE	RPI	RPI	RPI	RPI
DIV. I ONLY	18- 4	17	10- 0	221	154	67	67	15	15	
DIV. I NON-CONF.	7- 4	102	1- 0	239	128	109	109	18	18	

TOTALS	RPI 1-25	RPI 26-50	W-L RECORDS	RPI 51-100	RPI 101-999	RPI 201+				
18- 4	0- 0	0- 1	OVERALL	2- 0	16- 3	10- 0				
10- 0	0- 0	0- 0	HOME	2- 0	8- 0	4- 0				
8- 3	0- 0	0- 0	AWAY	0- 0	8- 3	6- 0				
0- 1	0- 0	0- 1	NEUTRAL	0- 0	0- 0	0- 0				
7- 4	0- 0	0- 1	NON-CONFERENCE	1- 0	6- 3	4- 0				
4- 0	0- 0	0- 0	HOME	1- 0	3- 0	2- 0				
3- 3	0- 0	0- 0	AWAY	0- 0	3- 3	2- 0				
0- 1	0- 0	0- 1	NEUTRAL	0- 0	0- 0	0- 0				
11- 0	0- 0	0- 0	CONFERENCE	1- 0	10- 0	6- 0				
6- 0	0- 0	0- 0	HOME	1- 0	5- 0	2- 0				
5- 0	0- 0	0- 0	AWAY	0- 0	5- 0	4- 0				
0- 0	0- 0	0- 0	NEUTRAL	0- 0	0- 0	0- 0				

American

American

RPI	S	Opponent	Score	RPI	S	Opponent	Score	RPI	S	Opponent	Score	RPI	S	Opponent	Score
26	N	Villanova	60 65	82	H	Penn St.	75 66	85	H	Navy	46 41	103	A	George Mason	53 71
												113	A	George Washington	44 61
												125	A	Delaware	56 72
												135	H	Bucknell	68 58
												156	H	Lehigh	82 64
												171	A	Tulsa	72 67
												180	A	Army West Point	64 46
												180	H	Army West Point	71 63
												192	H	Denver	66 53
												204	H	Boston U.	66 50
												225	H	La Salle	66 48
												228	H	Youngstown St.	78 72
												229	A	Loyola Maryland	71 58
												239	A	Holy Cross	68 63
												243	A	Lafayette	74 67
												271	A	Colgate	77 55
												271	H	Colgate	67 44
												313	A	Vermont	64 62
												330	A	UMBC	61 48
LAST 12 Division I GAMES:															
180	H	Army West Point	71 63	229	A	Loyola Maryland	71 58	180	A	Army West Point	64 46	85	H	Navy	46 41
271	H	Colgate	67 44	271	A	Colgate	77 55	135	H	Bucknell	68 58	82	H	Penn St.	75 66
239	A	Holy Cross	68 63												
243	A	Lafayette	74 67												
204	H	Boston U.	66 50												
156	H	Lehigh	82 64												

Non-Div I Games:

American

Average RPI Win:	295	WON-LOST	WINNING	LAST 10	STRENGTH OF	OPP. STRENGTH	TEAM	ADJ.	CONF.	ADJ CONF.
Average RPI Loss:	149	RECORD	PCT. RANK	GAMES	SCHEDULE	OF SCHEDULE	RPI	RPI	RPI	RPI
DIV. I ONLY	6- 17	292	4- 6	190	245	269	269	23	23	
DIV. I NON-CONF.	2- 9	295	0- 0	166	214	263	263	23	23	

TOTALS	RPI 1-25	RPI 26-50	W-L RECORDS	RPI 51-100	RPI 101-999	RPI 201+				
6- 17	0- 0	0- 0	OVERALL	0- 3	6- 14	6- 2				
3- 7	0- 0	0- 0	HOME	0- 2	3- 5	3- 0				
3- 10	0- 0	0- 0	AWAY	0- 0	3- 5	3- 1				
0- 0	0- 0	0- 0	NEUTRAL	0- 0	0- 0	0- 0				
2- 9	0- 0	0- 0	NON-CONFERENCE	0- 3	2- 6	2- 2				
0- 4	0- 0	0- 0	HOME	0- 2	0- 2	0- 0				
2- 5	0- 0	0- 0	AWAY	0- 1	2- 4	2- 2				
0- 0	0- 0	0- 0	NEUTRAL	0- 0	0- 0	0- 0				
4- 8	0- 0	0- 0	CONFERENCE	0- 0	4- 8	4- 0				
3- 3	0- 0	0- 0	HOME	0- 0	3- 3	3- 0				
1- 5	0- 0	0- 0	AWAY	0- 0	1- 5	1- 0				
0- 0	0- 0	0- 0	NEUTRAL	0- 0	0- 0	0- 0				

RPI 1-25				RPI 26-50				RPI 51-100				RPI 101+				Team's RPI: 269
RPI	S	Opponent	Score	RPI	S	Opponent	Score	RPI	S	Opponent	Score	RPI	S	Opponent	Score	
								71	H	Georgia Tech	41 75	101	A	South Ala.	52 54	
								80	H	UAB	59 70	102	A	Wake Forest	49 78	
								84	A	North Carolina	43 56	129	H	Little Rock	40 52	
												140	H	ETSU	57 70	
												145	A	Texas St.	50 92	
												145	H	Texas St.	54 69	
												150	A	Louisiana	45 61	
												153	H	Davidson	57 59	
												170	A	Radford	40 61	
												194	A	Troy	74 81	
												200	A	UT Arlington	48 49	
												200	H	UT Arlington	60 64	
												213	H	Arkansas St.	68 66	
												223	A	N.C. A&T	56 81	
												246	A	UNC Asheville	60 69	
												262	A	Col. of Charleston	76 70	
												316	H	Georgia St.	77 62	
												319	H	Ga. Southern	87 56	
												329	A	Marshall	56 54	
												332	A	La.-Monroe	71 67	

LAST 12 Division I GAMES:																
				145	A	Texas St.	50 92	319	H	Ga. Southern	87 56					
				200	A	UT Arlington	48 49	316	H	Georgia St.	77 62					
				213	H	Arkansas St.	68 66	332	A	La.-Monroe	71 67					
				129	H	Little Rock	40 52	150	A	Louisiana	45 61					
				101	A	South Ala.	52 54	200	H	UT Arlington	60 64					
				194	A	Troy	74 81	145	H	Texas St.	54 69					

Non-Div I Games:

Appalachian St.

Average RPI Win:	259	WON-LOST	WINNING	LAST 10	STRENGTH OF	OPP. STRENGTH	TEAM	ADJ.	CONF.	ADJ CONF.
Average RPI Loss:	125	RECORD	PCT. RANK	GAMES	SCHEDULE	OF SCHEDULE	RPI	RPI	RPI	RPI
DIV. I ONLY	5- 17	304	1- 9	212	77	283	283	4	4	
DIV. I NON-CONF.	4- 7	226	1- 0	342	287	338	338	3	3	

TOTALS	RPI 1-25	RPI 26-50	W-L RECORDS	RPI 51-100	RPI 101-999	RPI 201+				
5- 17	0- 3	0- 2	OVERALL	0- 5	5- 7	4- 4				
4- 7	0- 1	0- 1	HOME	0- 2	4- 3	3- 3				
1- 9	0- 2	0- 1	AWAY	0- 2	1- 4	1- 1				
0- 1	0- 0	0- 0	NEUTRAL	0- 1	0- 0	0- 0				
4- 7	0- 0	0- 0	NON-CONFERENCE	0- 1	4- 6	4- 4				
3- 3	0- 0	0- 0	HOME	0- 0	3- 3	3- 3				
1- 3	0- 0	0- 0	AWAY	0- 0	1- 3	1- 1				
0- 1	0- 0	0- 0	NEUTRAL	0- 1	0- 0	0- 0				
1- 10	0- 3	0- 2	CONFERENCE	0- 4	1- 1	0- 0				
1- 4	0- 1	0- 1	HOME	0- 2	1- 0	0- 0				
0- 6	0- 2	0- 1	AWAY	0- 2	0- 1	0- 0				
0- 0	0- 0	0- 0	NEUTRAL	0- 0	0- 0	0- 0				

RPI 1-25				RPI 26-50				RPI 51-100				RPI 101+ Team's RPI: 283			
RPI	S	Opponent	Score	RPI	S	Opponent	Score	RPI	S	Opponent	Score	RPI	S	Opponent	Score
5	A	Oregon	44 62	36	A	Cal i forn i a	39 63	55	N	TCU	59 68	127	A	Col orado	60 79
20	A	Stanford	42 79	36	H	Cal i forn i a	51 53	57	A	Oregon St.	48 88	127	H	Col orado	72 63
20	H	Stanford	46 61					81	H	Washi ngton St.	60 78	162	A	Loyol a Marymount	70 84
								91	A	Utah	55 89	185	A	CSUN	63 66
								91	H	Utah	56 80	238	H	New Mexico St.	83 44
												250	H	San Diego St.	67 78
												251	H	Hawai i	60 65
												290	A	Utah St.	65 49
												301	H	Southern Utah	76 74
												324	A	Northern Ari z.	66 84
												335	H	Long Beach St.	72 80
												338	H	Iona	71 58

LAST 12 Di vi si on I GAMES:															
81	H	Washi ngton St.	60 78	5	A	Oregon	44 62	36	H	Cal i forn i a	51 53	127	A	Col orado	70 79
20	A	Stanford	42 79	20	H	Stanford	46 61	57	A	Oregon St.	48 88	162	A	Loyol a Marymount	70 84
36	A	Cal i forn i a	39 63	20	H	Stanford	46 61	91	A	Utah	55 89	185	A	CSUN	63 66
91	H	Utah	56 80	127	A	Col orado	72 63	91	H	Utah	56 80	238	H	New Mexico St.	83 44
127	H	Col orado	72 63	301	H	Southern Utah	76 74					250	H	San Diego St.	67 78
57	A	Oregon St.	48 88									251	H	Hawai i	60 65

Non-Di v I Games:

Ari zona

Average RPI	Win:	143	WON-LOST	WINNING	LAST 10	STRENGTH OF	OPP. STRENGTH	TEAM	ADJ.	CONF.	ADJ CONF.
Average RPI	Loss:	28	RECORD	PCT. RANK	GAMES	SCHEDULE	OF SCHEDULE	RPI	RPI	RPI	RPI
DIV. I ONLY		16- 7		68	6- 4	36	11	33	33	4	4
DIV. I NON-CONF.		9- 3		61	1- 0	128	21	60	60	3	3

TOTALS	RPI 1-25		RPI 26-50		W-L RECORDS	RPI 51-100		RPI 101-999		RPI 201+	
16- 7	2- 5		2- 0		OVERALL	2- 2		10- 0		4- 0	
11- 1	2- 0		1- 0		HOME	1- 1		7- 0		4- 0	
4- 4	0- 3		1- 0		AWAY	1- 1		2- 0		0- 0	
1- 2	0- 2		0- 0		NEUTRAL	0- 0		1- 0		0- 0	
9- 3	1- 3		0- 0		NON-CONFERENCE	1- 0		7- 0		4- 0	
7- 0	1- 0		0- 0		HOME	1- 0		5- 0		4- 0	
1- 1	0- 1		0- 0		AWAY	0- 0		1- 0		0- 0	
1- 2	0- 2		0- 0		NEUTRAL	0- 0		1- 0		0- 0	
7- 4	1- 2		2- 0		CONFERENCE	1- 2		3- 0		0- 0	
4- 1	1- 0		1- 0		HOME	0- 1		2- 0		0- 0	
3- 3	0- 2		1- 0		AWAY	1- 1		1- 0		0- 0	
0- 0	0- 0		0- 0		NEUTRAL	0- 0		0- 0		0- 0	

RPI 1-25				RPI 26-50				Team's RPI: 33				RPI 51-100				RPI 101+			
RPI	S	Opponent	Score	RPI	S	Opponent	Score					RPI	S	Opponent	Score	RPI	S	Opponent	Score
3	N	Mississippi St.	57 65	36	A	Cal i forn i a	57 42					57	A	Oregon St.	54 57	127	A	Col orado	72 47
5	A	Oregon	64 74	36	H	Cal i forn i a	80 71					91	A	Utah	83 81	127	H	Col orado	73 59
6	A	Florida St.	66 77									91	H	Utah	56 58	141	H	Washing ton	61 41
12	N	Green Bay	48 61									97	H	Arkansas	89 43	146	A	Fresno St.	81 49
18	H	Buffalo	76 57													161	H	I daho	77 33
20	A	Stanford	50 74													189	N	Col umbi a	72 48
20	H	Stanford	73 66													244	H	UC Ri versi de	73 48
																271	H	Col gate	65 54
																284	H	Sacramento St.	106 58
																305	H	UTSA	74 42

LAST 12 Di v i s i o n I GAMES:																			
141	H	Washing ton	61 41	57	A	Oregon St.	54 57					20	H	Stanford	73 66				
36	A	Cal i forn i a	57 42	20	H	Cal i forn i a	80 71					36	H	Cal i forn i a	80 71				
20	A	Stanford	50 74	91	A	Utah	83 81					91	A	Utah	83 81				
127	H	Col orado	73 59	127	A	Col orado	72 47					127	A	Col orado	72 47				
91	H	Utah	56 58	97	H	Arkansas	89 43					97	H	Arkansas	89 43				
5	A	Oregon	64 74																

Non-Di v I Games:

Ari zona St.

Average RPI Win:	327	WON-LOST	WINNING	LAST 10	STRENGTH OF	OPP. STRENGTH	TEAM	ADJ.	CONF.	ADJ CONF.
Average RPI Loss:	210	RECORD	PCT. RANK	GAMES	SCHEDULE	OF SCHEDULE	RPI	RPI	RPI	RPI
DIV. I ONLY	2- 16	329	2- 8	299	326	337	337	32	32	
DIV. I NON-CONF.	0- 8	337	0- 2	136	98	319	319	32	32	

TOTALS	RPI 1-25	RPI 26-50	W-L RECORDS	RPI 51-100	RPI 101-999	RPI 201+				
2- 16	0- 1	0- 1	OVERALL	0- 1	2- 13	2- 11				
1- 4	0- 0	0- 0	HOME	0- 0	1- 4	1- 3				
1- 10	0- 0	0- 0	AWAY	0- 0	1- 0	1- 0				
0- 2	0- 0	0- 0	NEUTRAL	0- 0	0- 2	0- 2				
0- 8	0- 1	0- 1	NON-CONFERENCE	0- 1	0- 5	0- 4				
0- 0	0- 0	0- 0	HOME	0- 0	0- 0	0- 0				
0- 6	0- 1	0- 1	AWAY	0- 1	0- 3	0- 2				
0- 2	0- 0	0- 0	NEUTRAL	0- 0	0- 2	0- 2				
2- 8	0- 0	0- 0	CONFERENCE	0- 0	2- 8	2- 7				
1- 4	0- 0	0- 0	HOME	0- 0	1- 4	1- 3				
1- 4	0- 0	0- 0	AWAY	0- 0	1- 4	1- 4				
0- 0	0- 0	0- 0	NEUTRAL	0- 0	0- 0	0- 0				

RPI 1-25				RPI 26-50				RPI 51-100				RPI 101+ Team's RPI: 337			
RPI	S	Opponent	Score	RPI	S	Opponent	Score	RPI	S	Opponent	Score	RPI	S	Opponent	Score
25	A	Iowa	45 85	40	A	Dayton	43 81	54	A	Nebraska	52 73	171	A	Tulsa	37 87
												198	H	Southern U.	52 71
												208	N	Oakland	37 69
												222	A	Texas Tech	47 74
												231	A	Austin Peay	61 97
												247	H	Grambling	57 66
												248	A	Texas Southern	52 58
												265	A	Prairie View	52 64
												267	N	Towson	44 70
												277	H	Alcorn	77 80
												294	H	Jackson St.	54 60
												299	A	Alabama St.	54 63
												312	A	Alabama A&M	49 52
												312	H	Alabama A&M	57 48
												341	A	Mississippi Val.	64 59
LAST 12 Division I GAMES:															
312	H	Alabama A&M	57 48	198	H	Southern U.	52 71								
294	H	Jackson St.	54 60	299	A	Alabama St.	54 63								
247	H	Grambling	57 66	312	A	Alabama A&M	49 52								
248	A	Texas Southern	52 58	341	A	Mississippi Val.	64 59								
265	A	Prairie View	52 64	208	N	Oakland	37 69								
277	H	Alcorn	77 80	267	N	Towson	44 70								

Non-Div I Games: Tougalo 71 51 Philander Smith 81 73

Ark. -Pine Bluff

Average RPI Win:	198	WON-LOST	WINNING	LAST 10	STRENGTH OF	OPP. STRENGTH	TEAM	ADJ.	CONF.	ADJ CONF.
Average RPI Loss:	69	RECORD	PCT. RANK	GAMES	SCHEDULE	OF SCHEDULE	RPI	RPI	RPI	RPI
DIV. I ONLY	11- 11	172	3- 7	43	86	97	97	2	2	
DIV. I NON-CONF.	9- 4	82	2- 1	145	196	75	75	2	2	

TOTALS	RPI 1-25	RPI 26-50	W-L RECORDS	RPI 51-100	RPI 101-999	RPI 201+				
11- 11	0- 4	0- 1	OVERALL	0- 3	11- 3	5- 0				
8- 3	0- 0	0- 0	HOME	0- 2	8- 1	3- 0				
2- 8	0- 4	0- 1	AWAY	0- 1	2- 2	1- 0				
1- 0	0- 0	0- 0	NEUTRAL	0- 0	1- 0	1- 0				
9- 4	0- 0	0- 1	NON-CONFERENCE	0- 1	9- 2	5- 0				
7- 0	0- 0	0- 0	HOME	0- 0	7- 0	3- 0				
1- 4	0- 0	0- 1	AWAY	0- 1	1- 2	1- 0				
1- 0	0- 0	0- 0	NEUTRAL	0- 0	1- 0	1- 0				
2- 7	0- 4	0- 0	CONFERENCE	0- 2	2- 1	0- 0				
1- 3	0- 0	0- 0	HOME	0- 2	1- 1	0- 0				
1- 4	0- 4	0- 0	AWAY	0- 0	1- 0	0- 0				
0- 0	0- 0	0- 0	NEUTRAL	0- 0	0- 0	0- 0				

RPI 1-25				RPI 26-50				RPI 51-100				Team's RPI: 97				RPI 101+			
RPI	S	Opponent	Score	RPI	S	Opponent	Score	RPI	S	Opponent	Score	RPI	S	Opponent	Score	RPI	S	Opponent	Score
3	A	Mississippi St.	69 111	33	A	Arizona St.	43 89	54	A	Nebraska	69 80	106	A	Auburn	68 58				
16	A	Missouri	54 88					86	H	Alabama	76 83	122	A	UTEP	61 64				
19	A	Georgia	65 78					98	H	Kentucky	65 76	124	H	Ole Miss	73 72				
21	A	South Carolina	42 90									137	A	Kansas	60 71				
												168	H	Samford	84 63				
												171	H	Tulsa	67 41				
												175	H	Florida	51 65				
												181	H	Charlotte	73 72				
												200	H	UT Arlington	91 57				
												205	H	Abilene Christian	79 65				
												207	A	Oral Roberts	77 66				
												238	N	New Mexico St.	69 60				
												247	H	Grambling	79 62				
												331	H	Sam Houston St.	65 54				
LAST 12 Division I GAMES:																			
98	H	Kentucky	65 76	86	H	Alabama	76 83	3	A	Mississippi St.	69 111	124	H	Ole Miss	73 72				
21	A	South Carolina	42 90									247	H	Grambling	79 62				
16	A	Missouri	54 88									33	A	Arizona St.	43 89				
175	H	Florida	51 65									200	H	UT Arlington	91 57				
106	A	Auburn	68 58																
19	A	Georgia	65 78																

Non-Div I Games:

Arkansas

Average RPI Win:	264	WON-LOST	WINNING	LAST 10	STRENGTH OF	OPP. STRENGTH	TEAM	ADJ.	CONF.	ADJ CONF.
Average RPI Loss:	130	RECORD	PCT. RANK	GAMES	SCHEDULE	OF SCHEDULE	RPI	RPI	RPI	RPI
DIV. I ONLY	12- 10	149	6- 4	301	163	213	213	23	23	
DIV. I NON-CONF.	5- 6	187	0- 1	156	88	160	160	23	23	

TOTALS	RPI 1-25	RPI 26-50	W-L RECORDS	RPI 51-100	RPI 101-999	RPI 201+				
12- 10	0- 0	0- 1	OVERALL	0- 2	12- 7	9- 1				
8- 3	0- 0	0- 0	HOME	0- 1	8- 2	6- 0				
4- 7	0- 0	0- 1	AWAY	0- 1	4- 5	3- 1				
0- 0	0- 0	0- 0	NEUTRAL	0- 0	0- 0	0- 0				
5- 6	0- 0	0- 1	NON-CONFERENCE	0- 2	5- 3	3- 0				
4- 1	0- 0	0- 0	HOME	0- 1	4- 0	3- 0				
1- 5	0- 0	0- 1	AWAY	0- 1	1- 3	0- 0				
0- 0	0- 0	0- 0	NEUTRAL	0- 0	0- 0	0- 0				
7- 4	0- 0	0- 0	CONFERENCE	0- 0	7- 4	6- 1				
4- 2	0- 0	0- 0	HOME	0- 0	4- 2	3- 0				
3- 2	0- 0	0- 0	AWAY	0- 0	3- 2	3- 1				
0- 0	0- 0	0- 0	NEUTRAL	0- 0	0- 0	0- 0				

RPI	S	Opponent	Score	RPI	S	Opponent	Score	RPI	S	Opponent	Score	RPI	S	Opponent	Score	Team's RPI: 213
28	A	South Fla.	55 98	68	H	Belmont	52 83	122	H	UTEP	76 73	124	A	Ole Miss	48 74	
				69	A	Indiana	51 93	129	A	Little Rock	43 53	142	A	Pittsburgh	47 87	
								145	H	Texas St.	55 67	150	H	Louisiana	75 77	
								171	A	Tulsa	58 68	175	A	Florida	70 69	
								200	H	UT Arlington	85 80	212	H	UT Martin	84 73	
								247	H	Grambling	76 56	269	A	Appalachian St.	66 68	
								279	A	Coastal Caro.	70 63	316	A	Georgia St.	75 58	
								316	H	Georgia St.	76 63	319	A	Ga. Southern	71 62	
								319	H	Ga. Southern	69 48	332	H	La. -Monroe	76 62	
								336	H	Tennessee St.	68 62					
LAST 12 Division I GAMES:																
319	H	Ga. Southern	69 48	145	H	Texas St.	55 67									
316	H	Georgia St.	76 63	316	A	Georgia St.	75 58									
269	A	Appalachian St.	66 68	319	A	Ga. Southern	71 62									
279	A	Coastal Caro.	70 63	150	H	Louisiana	75 77									
129	A	Little Rock	43 53	332	H	La. -Monroe	76 62									
200	H	UT Arlington	85 80	171	A	Tulsa	58 68									

Non-Div I Games:

Arkansas St.

Average RPI Win:	228	WON-LOST	WINNING	LAST 10	STRENGTH OF	OPP. STRENGTH	TEAM	ADJ.	CONF.	ADJ CONF.
Average RPI Loss:	150	RECORD	PCT. RANK	GAMES	SCHEDULE	OF SCHEDULE	RPI	RPI	RPI	RPI
DIV. I ONLY	10- 11	195	4- 6	163	243	180	180	15	15	
DIV. I NON-CONF.	6- 4	122	0- 0	205	312	146	146	18	18	

TOTALS	RPI 1-25	RPI 26-50	W-L RECORDS	RPI 51-100	RPI 101-999	RPI 201+				
10- 11	0- 1	0- 0	OVERALL	0- 3	10- 7	7- 4				
5- 4	0- 0	0- 0	HOME	0- 1	5- 3	3- 2				
5- 7	0- 1	0- 0	AWAY	0- 2	5- 4	4- 2				
0- 0	0- 0	0- 0	NEUTRAL	0- 0	0- 0	0- 0				
6- 4	0- 1	0- 0	NON-CONFERENCE	0- 0	6- 3	3- 2				
4- 1	0- 0	0- 0	HOME	0- 0	4- 1	2- 0				
2- 3	0- 1	0- 0	AWAY	0- 0	2- 2	1- 2				
0- 0	0- 0	0- 0	NEUTRAL	0- 0	0- 0	0- 0				
4- 7	0- 0	0- 0	CONFERENCE	0- 3	4- 4	4- 2				
1- 3	0- 0	0- 0	HOME	0- 1	1- 2	1- 2				
3- 4	0- 0	0- 0	AWAY	0- 2	3- 2	3- 0				
0- 0	0- 0	0- 0	NEUTRAL	0- 0	0- 0	0- 0				

RPI 1-25				RPI 26-50				RPI 51-100				RPI 101+ Team's RPI: 180			
RPI	S	Opponent	Score	RPI	S	Opponent	Score	RPI	S	Opponent	Score	RPI	S	Opponent	Score
24	A	Marquette	53 83					67	A	American	63 71	112	H	Dartmouth	71 56
								67	H	American	46 64	118	A	Yale	82 65
								85	A	Navy	44 70	125	H	Delaware	59 70
												135	A	Bucknell	36 60
												156	A	Lehigh	55 59
												164	H	Binghamton	73 61
												204	H	Boston U.	59 60
												229	A	Loyola Maryland	69 62
												229	H	Loyola Maryland	62 47
												239	H	Holy Cross	62 70
												243	A	Lafayette	65 60
												258	A	Fairleigh Dickinson	56 58
												264	H	LIU Brooklyn	71 37
												271	A	Colgate	62 54
												287	A	St. Francis Brooklyn	52 73
												309	A	Air Force	65 59
												344	H	NJIT	79 49

LAST 12 Division I GAMES:															
				67	A	American	63 71	243	A	Lafayette	65 60				
				229	H	Loyola Maryland	62 47	67	H	American	46 64				
				271	A	Colgate	62 54	135	A	Bucknell	36 60				
				156	A	Lehigh	55 59	229	A	Loyola Maryland	69 62				
				239	H	Holy Cross	62 70	204	H	Boston U.	59 60				
				85	A	Navy	44 70	24	A	Marquette	53 83				

Non-Div I Games: St. Joseph's (Brkln)107 46

Army West Point

Average RPI Win: 183

Average RPI Loss: 62

WON-LOST
RECORDWINNING
PCT. RANKLAST 10
GAMESSTRENGTH OF
SCHEDULEOPP. STRENGTH
OF SCHEDULETEAM
RPIADJ.
RPICONF.
RPIADJ CONF.
RPI

DIV. I ONLY	10- 10	172	2- 7	59	50	106	106	2	2
DIV. I NON-CONF.	8- 3	65	2- 0	226	124	92	92	2	2
<hr/>									
TOTALS	RPI 1-25	RPI 26-50	W-L RECORDS	RPI 51-100	RPI 101-999	RPI 201+			
10- 10	0- 4	0- 1	OVERALL	2- 4	8- 1	3- 0			
7- 2	0- 1	0- 0	HOME	1- 1	6- 0	3- 0			
2- 6	0- 3	0- 1	AWAY	1- 2	1- 0	0- 0			
1- 2	0- 0	0- 0	NEUTRAL	0- 1	1- 1	0- 0			
8- 3	0- 0	0- 0	NON-CONFERENCE	1- 2	7- 1	3- 0			
5- 0	0- 0	0- 0	HOME	0- 0	5- 0	3- 0			
2- 1	0- 0	0- 0	AWAY	1- 1	1- 0	0- 0			
1- 2	0- 0	0- 0	NEUTRAL	0- 1	1- 1	0- 0			
2- 7	0- 4	0- 1	CONFERENCE	1- 2	1- 0	0- 0			
2- 2	0- 1	0- 0	HOME	1- 1	1- 0	0- 0			
0- 5	0- 3	0- 1	AWAY	0- 1	0- 0	0- 0			
0- 0	0- 0	0- 0	NEUTRAL	0- 0	0- 0	0- 0			

RPI 1-25				RPI 26-50				RPI 51-100				RPI 101+ Team's RPI: 106			
RPI	S	Opponent	Score	RPI	S	Opponent	Score	RPI	S	Opponent	Score	RPI	S	Opponent	Score
8	A	Tennessee	59 70	27	A	LSU	56 59	63	A	Virginia Tech	63 72	123	N	Georgetown	60 40
15	H	Texas A&M	73 82					69	A	Indiana	65 53	150	A	Louisiana	70 60
19	A	Georgia	48 60					86	H	Alabama	69 60	175	H	Florida	84 55
21	A	South Carolina	63 71					92	N	Chattanooga	41 50	183	N	Northwestern	48 49
								97	H	Arkansas	58 68	188	H	Louisiana Tech	75 59
								98	A	Kentucky	48 65	198	H	Southern U.	65 47
												223	H	N.C. A&T	63 53
												285	H	Southeastern La.	80 46
												332	H	La.-Monroe	67 41
<hr/>															
LAST 12 Division I GAMES:															
98	A	Kentucky	48 65	15	H	Texas A&M	73 82								
86	H	Alabama	69 60	8	A	Tennessee	59 70								
19	A	Georgia	48 60	175	H	Florida	84 55								
27	A	LSU	56 59	285	H	Southeastern La.	80 46								
97	H	Arkansas	58 68	198	H	Southern U.	65 47								
21	A	South Carolina	63 71	150	A	Louisiana	70 60								

A
u
b
u
r
nA
u
b
u
r
n

Non-Div I Games: Xavier (LA) 70 44

Auburn

Loss,
Non-Conf,
S Site,
H Home
A Away
N Neutral

Average RPI Win:	285	WON-LOST	WINNING	LAST 10	STRENGTH OF	OPP. STRENGTH	TEAM	ADJ.	CONF.	ADJ CONF.
Average RPI Loss:	157	RECORD	PCT. RANK	GAMES	SCHEDULE	OF SCHEDULE	RPI	RPI	RPI	RPI
DIV. I ONLY	11- 10	162	5- 5	312	290	231	231	26	26	
DIV. I NON-CONF.	5- 4	146	0- 0	321	285	216	216	27	27	

TOTALS	RPI 1-25	RPI 26-50	W-L RECORDS	RPI 51-100	RPI 101-999	RPI 201+				
11- 10	0- 0	0- 1	OVERALL	0- 2	11- 7	11- 3				
6- 3	0- 0	0- 0	HOME	0- 0	6- 3	6- 1				
5- 7	0- 0	0- 0	AWAY	0- 1	5- 1	5- 0				
0- 0	0- 0	0- 0	NEUTRAL	0- 0	0- 0	0- 0				
5- 4	0- 0	0- 1	NON-CONFERENCE	0- 1	5- 2	5- 0				
2- 1	0- 0	0- 0	HOME	0- 0	2- 1	2- 0				
3- 3	0- 0	0- 1	AWAY	0- 1	3- 1	3- 0				
0- 0	0- 0	0- 0	NEUTRAL	0- 0	0- 0	0- 0				
6- 6	0- 0	0- 0	CONFERENCE	0- 1	6- 5	6- 3				
4- 2	0- 0	0- 0	HOME	0- 0	4- 2	4- 1				
2- 4	0- 0	0- 0	AWAY	0- 1	2- 3	2- 2				
0- 0	0- 0	0- 0	NEUTRAL	0- 0	0- 0	0- 0				

RPI 1-25				RPI 26-50				RPI 51-100				RPI 101+				Team's RPI: 231
RPI	S	Opponent	Score	RPI	S	Opponent	Score	RPI	S	Opponent	Score	RPI	S	Opponent	Score	
				39	A	Ball St.	57 89	68	A	Belmont	75 78	105	H	Western Ill.	68 81	
								95	A	Butler	54 75	132	H	SIUE	38 61	
												176	A	Jacksonville St.	47 65	
												195	A	Illinois	47 59	
												212	A	UT Martin	66 100	
												212	H	UT Martin	69 62	
												216	H	Morehead St.	59 66	
												219	A	Southeast Mo. St.	61 50	
												219	H	Southeast Mo. St.	66 65	
												240	A	Northern Ky.	53 52	
												261	A	Lipscomb	71 63	
												307	H	Eastern Ky.	59 45	
												312	A	Alabama A&M	55 52	
												328	A	Tennessee Tech	59 63	
												336	A	Tennessee St.	75 59	
												337	H	Ark. -Pine Bluff	97 61	
												346	H	Eastern Ill.	69 59	
												348	H	Evansville	82 73	

LAST 12 Division I GAMES:																
				219	A	Southeast Mo. St.	61 50	176	A	Jacksonville St.	47 65					
				212	A	UT Martin	66 100	328	A	Tennessee Tech	59 63					
				216	H	Morehead St.	59 66	219	H	Southeast Mo. St.	66 65					
				307	H	Eastern Ky.	59 45	212	H	UT Martin	69 62					
				68	A	Belmont	75 78	346	H	Eastern Ill.	69 59					
				336	A	Tennessee St.	75 59	132	H	SIUE	38 61					

Non-Div I Games: Christian Bros. 73 50 Trevecca Nazarene 80 72

Austin Peay

■ Loss,
 ■ Non-Conf,
 ■ S Site,
 ■ Home
 ■ A Away
 N Neutral

Average RPI Win:	204	WON-LOST	WINNING	LAST 10	STRENGTH OF	OPP. STRENGTH	TEAM	ADJ.	CONF.	ADJ CONF.
Average RPI Loss:	111	RECORD	PCT. RANK	GAMES	SCHEDULE	OF SCHEDULE	RPI	RPI	RPI	RPI
DIV. I ONLY	13- 10	134	7- 3	128	122	116	116	13	13	
DIV. I NON-CONF.	5- 6	187	0- 0	159	102	187	187	11	11	

TOTALS	RPI 1-25	RPI 26-50	W-L RECORDS	RPI 51-100	RPI 101-999	RPI 201+				
13- 10	0- 1	0- 3	OVERALL	2- 1	11- 5	6- 2				
9- 3	0- 1	0- 1	HOME	2- 0	7- 1	4- 1				
4- 7	0- 0	0- 2	AWAY	0- 1	4- 4	2- 1				
0- 0	0- 0	0- 0	NEUTRAL	0- 0	0- 0	0- 0				
5- 6	0- 1	0- 2	NON-CONFERENCE	1- 0	4- 3	3- 1				
4- 2	0- 1	0- 0	HOME	1- 0	3- 1	3- 1				
1- 4	0- 0	0- 2	AWAY	0- 0	1- 2	0- 0				
0- 0	0- 0	0- 0	NEUTRAL	0- 0	0- 0	0- 0				
8- 4	0- 0	0- 1	CONFERENCE	1- 1	7- 2	3- 1				
5- 1	0- 0	0- 1	HOME	1- 0	4- 0	1- 0				
3- 3	0- 0	0- 0	AWAY	0- 1	3- 2	2- 1				
0- 0	0- 0	0- 0	NEUTRAL	0- 0	0- 0	0- 0				

RPI 1-25				RPI 26-50				RPI 51-100				RPI 101+ Team's RPI: 116			
RPI	S	Opponent	Score	RPI	S	Opponent	Score	RPI	S	Opponent	Score	RPI	S	Opponent	Score
19	H	Georgia	63 79	34	A	Northern Colo.	74 79	78	A	Saint Mary's (CA)	49 57	109	A	Colorado St.	54 56
				36	A	Cal i forni a	45 70	78	H	Saint Mary's (CA)	63 54	141	A	Washing ton	72 80
				41	H	Gonzaga	70 84	91	H	Utah	77 68	149	A	Paci fi c	76 83
												149	H	Paci fi c	77 65
												162	A	Loyol a Marymount	67 55
												162	H	Loyol a Marymount	62 52
												166	H	San Francis co	70 66
												196	A	Eastern Wash.	73 69
												211	A	San Diego	69 70
												221	H	Montana St.	75 54
												236	A	Pepperdi ne	73 67
												268	H	Santa Clara	65 47
												290	H	Utah St.	69 76
												301	H	Southern Utah	75 67
												306	H	Utah Valley	75 54
												311	A	Portl and	72 58

LAST 12 Di vi si on I GAMES:															
				41	H	Gonzaga	70 84	268	H	Santa Clara	65 47				
				162	H	Loyol a Marymount	62 52	236	A	Pepperdi ne	73 67				
				149	A	Paci fi c	76 83	149	H	Paci fi c	77 65				
				78	H	Saint Mary's (CA)	63 54	166	H	San Francis co	70 66				
				211	A	San Diego	69 70	78	A	Saint Mary's (CA)	49 57				
				162	A	Loyol a Marymount	67 55	311	A	Portl and	72 58				

Non-Di v I Games:

BYU

Average RPI Win:	162	WON-LOST	WINNING	LAST 10	STRENGTH OF	OPP. STRENGTH	TEAM	ADJ.	CONF.	ADJ CONF.
Average RPI Loss:	46	RECORD	PCT. RANK	GAMES	SCHEDULE	OF SCHEDULE	RPI	RPI	RPI	RPI
DIV. I ONLY	17- 4	26	7- 3	92	85	39	39	7	7	
DIV. I NON-CONF.	10- 0	1	1- 0	134	127	14	14	8	8	

TOTALS	RPI 1-25	RPI 26-50	W-L RECORDS	RPI 51-100	RPI 101-999	RPI 201+				
17- 4	0- 1	2- 1	OVERALL	2- 2	13- 0	6- 0				
10- 2	0- 1	1- 1	HOME	2- 0	7- 0	4- 0				
7- 2	0- 0	1- 0	AWAY	0- 2	6- 0	2- 0				
0- 0	0- 0	0- 0	NEUTRAL	0- 0	0- 0	0- 0				
10- 0	0- 0	2- 0	NON-CONFERENCE	1- 0	7- 0	4- 0				
6- 0	0- 0	1- 0	HOME	1- 0	4- 0	3- 0				
4- 0	0- 0	1- 0	AWAY	0- 0	3- 0	1- 0				
0- 0	0- 0	0- 0	NEUTRAL	0- 0	0- 0	0- 0				
7- 4	0- 1	0- 1	CONFERENCE	1- 2	6- 0	2- 0				
4- 2	0- 1	0- 1	HOME	1- 0	3- 0	1- 0				
3- 2	0- 0	0- 0	AWAY	0- 2	3- 0	1- 0				
0- 0	0- 0	0- 0	NEUTRAL	0- 0	0- 0	0- 0				

RPI	S	Opponent	Score	RPI	S	Opponent	Score	RPI	S	Opponent	Score	RPI	S	Opponent	Score
18	H	Buffalo	80 84	30	H	Central Mich.	65 69	62	A	Toledo	66 72	114	H	Missouri St.	70 58
				37	A	Purdue	66 60	75	A	Ohio	76 80	121	A	Vanderbilt	88 79
				43	H	Western Ky.	93 81	94	H	Miami (OH)	86 61	126	A	Cleveland St.	76 64
								95	H	Butler	87 75	133	H	Northern Ill.	81 72
												138	A	Kent St.	79 58
												182	A	Bowling Green	84 73
												182	H	Bowling Green	82 41
												218	A	Akron	74 61
												218	H	Akron	97 65
												219	H	Southeast Mo. St.	69 56
												231	H	Austin Peay	89 57
												261	H	Lipscomb	84 46
												336	A	Tennessee St.	85 65
LAST 12 Division I GAMES:															
75	A	Ohio	76 80	18	H	Buffalo	80 84	218	A	Akron	74 61	182	A	Bowling Green	84 73
218	H	Akron	97 65	218	A	Akron	74 61	94	H	Miami (OH)	86 61	30	H	Central Mich.	65 69
133	H	Northern Ill.	81 72	43	H	Western Ky.	93 81	62	A	Toledo	66 72				
182	H	Bowling Green	82 41												
138	A	Kent St.	79 58												
62	A	Toledo	66 72												

Non-Div I Games: Oakland City 126 55

Ball St.

Average RPI Win:	126	WON-LOST	WINNING	LAST 10	STRENGTH OF	OPP. STRENGTH	TEAM	ADJ.	CONF.	ADJ CONF.
Average RPI Loss:	10	RECORD	PCT. RANK	GAMES	SCHEDULE	OF SCHEDULE	RPI	RPI	RPI	RPI
DIV. I ONLY	21- 1	4	10- 0	68	25	9	9	5	5	
DIV. I NON-CONF.	10- 1	15	1- 0	93	54	15	15	5	5	

TOTALS	RPI 1-25	RPI 26-50	W-L RECORDS	RPI 51-100	RPI 101-999	RPI 201+				
21- 1	2- 1	2- 0	OVERALL	5- 0	12- 0	5- 0				
12- 0	2- 0	0- 0	HOME	3- 0	7- 0	3- 0				
7- 1	0- 1	2- 0	AWAY	1- 0	4- 0	2- 0				
2- 0	0- 0	0- 0	NEUTRAL	1- 0	1- 0	0- 0				
10- 1	1- 1	0- 0	NON-CONFERENCE	2- 0	7- 0	3- 0				
7- 0	1- 0	0- 0	HOME	1- 0	5- 0	2- 0				
1- 1	0- 1	0- 0	AWAY	0- 0	1- 0	1- 0				
2- 0	0- 0	0- 0	NEUTRAL	1- 0	1- 0	0- 0				
11- 0	1- 0	2- 0	CONFERENCE	3- 0	5- 0	2- 0				
5- 0	1- 0	0- 0	HOME	2- 0	2- 0	1- 0				
6- 0	0- 0	2- 0	AWAY	1- 0	3- 0	1- 0				
0- 0	0- 0	0- 0	NEUTRAL	0- 0	0- 0	0- 0				

RPI 1-25	Team's RPI: 9	RPI 26-50	RPI 51-100	RPI 101+
RPI S Opponent Score	RPI S Opponent Score	RPI S Opponent Score	RPI S Opponent Score	RPI S Opponent Score
10 A UCLA 68 82	31 A Okl ahoma 74 52	58 H Okl ahoma St. 77 64	104 H Lamar Universi ty 121 62	
11 H Texas 81 56	44 A West Vi rgi ni a 83 72	71 N Georgi a Tech 80 57	114 N Missouri St. 100 58	
20 H Stanford 81 57		88 A Kansas St. 88 58	117 A Iowa St. 79 50	
		88 H Kansas St. 75 50	117 H Iowa St. 89 49	
		98 H Kentucky 90 63	120 H Central Ark. 86 55	
			137 A Kansas 83 48	
			163 H North Dakota 105 43	
			222 A Texas Tech 90 44	
			222 H Texas Tech 97 49	
			254 A Ni chol l s St. 85 43	
			274 H McNeese 95 34	
			293 H Coppin St. 100 54	
LAST 12 Di vi si on I GAMES:				
222 A Texas Tech 90 44	31 A Okl ahoma 74 52	137 A Kansas 83 48		
58 H Okl ahoma St. 77 64		117 H Iowa St. 89 49		
44 A West Vi rgi ni a 83 72		222 H Texas Tech 97 49		
11 H Texas 81 56		88 A Kansas St. 88 58		
88 H Kansas St. 75 50		254 A Ni chol l s St. 85 43		
117 A Iowa St. 79 50				

Non-Di v I Games:

Bayl or

B
e
l
m
o
n
t

Belmont				Through Games Of Feb. 3, 2018						
Average RPI Win:	216	WON-LOST	WINNING	LAST 10	STRENGTH OF	OPP. STRENGTH	TEAM	ADJ.	CONF.	ADJ CONF.
Average RPI Loss:	48	RECORD	PCT. RANK	GAMES	SCHEDULE	OF SCHEDULE	RPI	RPI	RPI	RPI
DIV. I ONLY	21- 3	8	10- 0	242	167	68	68	26	26	
DIV. I NON-CONF.	9- 3	61	0- 0	160	29	57	57	27	27	

TOTALS	RPI 1-25	RPI 26-50	W-L RECORDS	RPI 51-100	RPI 101-999	RPI 201+				
21- 3	0- 1	2- 1	OVERALL	0- 1	19- 0	13- 0				
9- 1	0- 0	0- 0	HOME	0- 1	9- 0	6- 0				
10- 1	0- 0	0- 0	AWAY	0- 0	10- 0	7- 0				
2- 1	0- 1	2- 0	NEUTRAL	0- 0	0- 0	0- 0				
9- 3	0- 1	2- 1	NON-CONFERENCE	0- 1	7- 0	4- 0				
3- 1	0- 0	0- 0	HOME	0- 1	3- 0	2- 0				
4- 1	0- 0	0- 1	AWAY	0- 0	4- 0	2- 0				
2- 1	0- 1	2- 0	NEUTRAL	0- 0	0- 0	0- 0				
12- 0	0- 0	0- 0	CONFERENCE	0- 0	12- 0	9- 0				
6- 0	0- 0	0- 0	HOME	0- 0	6- 0	4- 0				
6- 0	0- 0	0- 0	AWAY	0- 0	6- 0	5- 0				
0- 0	0- 0	0- 0	NEUTRAL	0- 0	0- 0	0- 0				

RPI 1-25				RPI 26-50				RPI 51-100 Team's RPI: 68				RPI 101+			
RPI S	Opponent	Score		RPI S	Opponent	Score		RPI S	Opponent	Score		RPI S	Opponent	Score	
20 N	Stanford	53	74	31 A	Oklahoma	73	96	93 H	Wright St.	81	91	121 A	Vanderbilt	111	74
				38 N	FGCU	75	65					132 A	SIUE	72	55
				41 N	Gonzaga	71	63					132 H	SIUE	86	64
												168 H	Samford	83	46
												171 A	Tulsa	90	65
												176 H	Jacksonville St.	71	55
												212 A	UT Martin	65	63
												213 A	Arkansas St.	83	52
												216 A	Morehead St.	83	62
												219 A	Southeast Mo. St.	67	57
												231 H	Austin Peay	78	75
												256 H	Presbyterian	90	48
												261 A	Lipscomb	91	59
												302 H	Murray St.	70	65
												307 A	Eastern Ky.	77	55
												317 H	Fort Wayne	74	42
												328 H	Tennessee Tech	78	59
												346 A	Eastern Ill.	86	58
												346 H	Eastern Ill.	59	37

LAST 12 Division I GAMES:															
216 A	Morehead St.	83	62	346 A	Eastern Ill.	86	58	132 A	SIUE	72	55	176 H	Jacksonville St.	71	55
307 A	Eastern Ky.	77	55	176 H	Jacksonville St.	71	55	328 H	Tennessee Tech	78	59	212 A	UT Martin	65	63
132 H	SIUE	86	64	328 H	Tennessee Tech	78	59	219 A	Southeast Mo. St.	67	57				
346 H	Eastern Ill.	59	37												
231 H	Austin Peay	78	75												
302 H	Murray St.	70	65												

Non-Div I Games: Trevecca Nazarene 97 39

Belmont

B
e
l
m
o
n
t

Average RPI Win:	260	WON-LOST	WINNING	LAST 10	STRENGTH OF	OPP. STRENGTH	TEAM	ADJ.	CONF.	ADJ CONF.
Average RPI Loss:	173	RECORD	PCT. RANK	GAMES	SCHEDULE	OF SCHEDULE	RPI	RPI	RPI	RPI
DIV. I ONLY	14- 4	38	9- 1	321	322	144	144	31	31	
DIV. I NON-CONF.	6- 4	122	2- 2	263	295	196	196	31	31	

TOTALS	RPI 1-25	RPI 26-50	W-L RECORDS	RPI 51-100	RPI 101-999	RPI 201+				
14- 4	0- 0	0- 0	OVERALL	0- 1	14- 3	11- 2				
6- 2	0- 0	0- 0	HOME	0- 0	6- 2	5- 1				
6- 2	0- 0	0- 0	AWAY	0- 1	6- 1	5- 1				
2- 0	0- 0	0- 0	NEUTRAL	0- 0	2- 0	1- 0				
6- 4	0- 0	0- 0	NON-CONFERENCE	0- 1	6- 3	4- 2				
3- 2	0- 0	0- 0	HOME	0- 0	3- 2	2- 1				
1- 2	0- 0	0- 0	AWAY	0- 1	1- 1	1- 1				
2- 0	0- 0	0- 0	NEUTRAL	0- 0	2- 0	1- 0				
8- 0	0- 0	0- 0	CONFERENCE	0- 0	8- 0	7- 0				
3- 0	0- 0	0- 0	HOME	0- 0	3- 0	3- 0				
5- 0	0- 0	0- 0	AWAY	0- 0	5- 0	4- 0				
0- 0	0- 0	0- 0	NEUTRAL	0- 0	0- 0	0- 0				

RPI 1-25				RPI 26-50				RPI 51-100				RPI 101+				Team's RPI: 144
RPI	S	Opponent	Score	RPI	S	Opponent	Score	RPI	S	Opponent	Score	RPI	S	Opponent	Score	
								60	A	Miami (FL)	39 85	110	H	Jacksonville	58 68	
												145	N	Texas St.	62 56	
												186	A	Hampton	61 56	
												198	H	Southern U.	68 56	
												215	N	Richmond	63 50	
												224	A	Norfolk St.	58 51	
												237	A	North Florida	63 70	
												260	A	Howard	59 55	
												265	H	Prairie View	77 52	
												278	H	Grand Canyon	69 60	
												285	H	Southeastern La.	58 60	
												288	A	FIU	77 59	
												293	H	Coppin St.	64 38	
												300	A	UMES	55 48	
												326	A	Delaware St.	68 60	
												327	H	South Carolina St.	68 50	
												340	H	Florida A&M	44 42	

LAST 12 Division I GAMES:																
293	H	Coppin St.	64 38	260	A	Howard	59 55	327	H	South Carolina St.	68 50	60	A	Miami (FL)	39 85	
186	A	Hampton	61 56									215	N	Richmond	63 50	
224	A	Norfolk St.	58 51									145	N	Texas St.	62 56	
326	A	Delaware St.	68 60									110	H	Jacksonville	58 68	
340	H	Florida A&M	44 42													
300	A	UMES	55 48													

Non-Div I Games: Edward Waters 101 60 Palm Beach Atl. 61 48

Bethune-Cookman

Average RPI Win: 240	WON-LOST RECORD	WINNING PCT. RANK	LAST 10 GAMES	STRENGTH OF SCHEDULE	OPP. STRENGTH OF SCHEDULE	TEAM RPI	ADJ. RPI	CONF. RPI	ADJ CONF. RPI
Average RPI Loss: 138									
DIV. I ONLY	14- 8	97	6- 4	274	241	164	164	20	20
DIV. I NON-CONF.	8- 4	87	2- 0	320	252	176	176	24	24

TOTALS	RPI 1-25	RPI 26-50	W-L RECORDS	RPI 51-100	RPI 101-999	RPI 201+			
14- 8	0- 0	0- 0	OVERALL	2- 2	12- 6	9- 0			
5- 4	0- 0	0- 0	HOME	1- 1	4- 3	2- 0			
8- 3	0- 0	0- 0	AWAY	1- 1	7- 2	6- 0			
1- 1	0- 0	0- 0	NEUTRAL	0- 0	1- 1	1- 0			
8- 4	0- 0	0- 0	NON-CONFERENCE	1- 0	7- 4	6- 0			
3- 1	0- 0	0- 0	HOME	1- 0	2- 1	1- 0			
4- 2	0- 0	0- 0	AWAY	0- 0	4- 2	4- 0			
1- 1	0- 0	0- 0	NEUTRAL	0- 0	1- 1	1- 0			
6- 4	0- 0	0- 0	CONFERENCE	1- 2	5- 2	3- 0			
2- 3	0- 0	0- 0	HOME	0- 1	2- 2	1- 0			
4- 1	0- 0	0- 0	AWAY	1- 1	3- 0	2- 0			
0- 0	0- 0	0- 0	NEUTRAL	0- 0	0- 0	0- 0			

RPI 1-25				RPI 26-50				RPI 51-100				RPI 101+ Team's RPI: 164			
RPI	S	Opponent	Score	RPI	S	Opponent	Score	RPI	S	Opponent	Score	RPI	S	Opponent	Score
								65	A	Albany (NY)	46 63	112	H	Dartmouth	80 64
								79	A	Maine	66 62	118	H	Yale	69 73
								79	H	Maine	38 61	135	A	Bucknell	59 64
								87	H	Penn	77 72	157	H	Hartford	64 59
												158	A	New Hampshire	54 52
												158	H	New Hampshire	61 63
												171	N	Tulsa	55 60
												180	A	Army West Point	61 73
												201	H	Stony Brook	59 67
												270	A	Cornell	66 58
												276	A	Rider	76 54
												282	A	Bryant	55 47
												300	N	UMES	68 51
												301	A	Southern Utah	72 66
												313	A	Vermont	62 48
												330	H	UMBC	81 51
												344	H	NJIT	67 36
												347	A	UMass Lowell	76 46

LAST 12 Division I GAMES:															
				79	H	Maine	38 61	65	A	Albany (NY)	46 63				
				313	A	Vermont	62 48	157	H	Hartford	64 59				
				158	A	New Hampshire	54 52	158	H	New Hampshire	61 63				
				330	H	UMBC	81 51	79	A	Maine	66 62				
				347	A	UMass Lowell	76 46	112	H	Dartmouth	80 64				
				201	H	Stony Brook	59 67	276	A	Rider	76 54				

Non-Div I Games: SUNY Cortland 90 36

Binghamton

Average RPI Win: 203		WON-LOST RECORD	WINNING PCT. RANK	LAST 10 GAMES	STRENGTH OF SCHEDULE	OPP. STRENGTH OF SCHEDULE	TEAM RPI	ADJ. RPI	CONF. RPI	ADJ. CONF. RPI
Average RPI Loss: 153										
DIV. I ONLY		11- 9	144	6- 4	254	118	193	193	16	16
DIV. I NON-CONF.		4- 5	202	1- 0	304	152	270	270	14	14
TOTALS		RPI 1-25	RPI 26-50	W-L RECORDS		RPI 51-100	RPI 101-999	RPI 201+		
11- 9	0- 0		0- 0	OVERALL		1- 5	10- 4	5- 3		
5- 5	0- 0		0- 0	HOME		1- 3	4- 2	1- 1		
6- 2	0- 0		0- 0	AWAY		0- 2	6- 0	4- 0		
0- 2	0- 0		0- 0	NEUTRAL		0- 0	0- 2	0- 2		
4- 5	0- 0		0- 0	NON-CONFERENCE		0- 2	4- 3	1- 3		
2- 3	0- 0		0- 0	HOME		0- 2	2- 1	0- 1		
2- 0	0- 0		0- 0	AWAY		0- 0	2- 0	1- 0		
0- 2	0- 0		0- 0	NEUTRAL		0- 0	0- 2	0- 2		
7- 4	0- 0		0- 0	CONFERENCE		1- 3	6- 1	4- 0		
3- 2	0- 0		0- 0	HOME		1- 1	2- 1	1- 0		
4- 2	0- 0		0- 0	AWAY		0- 2	4- 0	3- 0		
0- 0	0- 0		0- 0	NEUTRAL		0- 0	0- 0	0- 0		

RPI 1-25				RPI 26-50				RPI 51-100				RPI 101+			
RPI	S	Opponent	Score	RPI	S	Opponent	Score	RPI	S	Opponent	Score	RPI	S	Opponent	Score
								76	H	Wyoming	51 66	109	A	Colorado St.	62 58
								77	A	New Mexico	83 100	131	H	Saint Francis (PA)	87 59
								78	H	Saint Mary's (CA)	72 74	141	H	Washington	85 62
								81	H	Washington St.	53 61	146	H	Fresno St.	75 66
								96	A	UNLV	54 77	190	H	Nevada	68 72
								96	H	UNLV	69 60	196	A	Eastern Wash.	61 57
												211	N	San Diego	52 72
												241	H	CSU Bakersfield	59 65
												249	A	San Jose St.	112 80
												250	A	San Diego St.	86 70
												290	A	Utah St.	64 42
												309	H	Air Force	49 46
												311	A	Portland	73 47
												324	N	Northern Ariz.	60 62
LAST 12 Division I GAMES:															
								96	A	UNLV	54 77	146	H	Fresno St.	75 66
								309	H	Air Force	49 46	76	H	Wyoming	51 66
								249	A	San Jose St.	112 80	77	A	New Mexico	83 100
								190	H	Nevada	68 72	96	H	UNLV	69 60
								290	A	Utah St.	64 42	109	A	Colorado St.	62 58
								250	A	San Diego St.	86 70	131	H	Saint Francis (PA)	87 59

Boi se St.

Average RPI Win:	146	WON-LOST	WINNING	LAST 10	STRENGTH OF	OPP. STRENGTH	TEAM	ADJ.	CONF.	ADJ CONF.
Average RPI Loss:	101	RECORD	PCT. RANK	GAMES	SCHEDULE	OF SCHEDULE	RPI	RPI	RPI	RPI
DIV. I ONLY	6- 16	286	1- 9	40	59	199	199	1	1	
DIV. I NON-CONF.	5- 8	220	1- 2	122	172	213	213	1	1	
<hr/>										
TOTALS	RPI 1-25	RPI 26-50	W-L RECORDS	RPI 51-100	RPI 101-999	RPI 201+				
6- 16	0- 2	1- 2	OVERALL	2- 5	3- 7	2- 2				
5- 7	0- 0	1- 2	HOME	2- 3	2- 2	1- 1				
1- 9	0- 2	0- 0	AWAY	0- 2	1- 4	1- 1				
0- 0	0- 0	0- 0	NEUTRAL	0- 0	0- 0	0- 0				
5- 8	0- 0	1- 0	NON-CONFERENCE	1- 3	3- 5	2- 2				
4- 3	0- 0	1- 0	HOME	1- 2	2- 1	1- 1				
1- 5	0- 0	0- 0	AWAY	0- 1	1- 4	1- 1				
0- 0	0- 0	0- 0	NEUTRAL	0- 0	0- 0	0- 0				
1- 8	0- 2	0- 2	CONFERENCE	1- 2	0- 2	0- 0				
1- 4	0- 0	0- 2	HOME	1- 1	0- 1	0- 0				
0- 4	0- 2	0- 0	AWAY	0- 1	0- 1	0- 0				
0- 0	0- 0	0- 0	NEUTRAL	0- 0	0- 0	0- 0				

RPI 1-25				RPI 26-50				RPI 51-100				RPI 101+ Team's RPI: 199			
RPI	S	Opponent	Score	RPI	S	Opponent	Score	RPI	S	Opponent	Score	RPI	S	Opponent	Score
2	A	Notre Dame	60 89	29	H	Virginia	57 68	51	A	Minnesota	68 78	102	H	Wake Forest	59 67
14	A	Duke	50 75	35	H	Syracuse	57 75	60	H	Miami (FL)	43 65	112	A	Dartmouth	57 68
				45	H	Houston	79 74	63	A	Virginia Tech	58 89	134	A	Clemson	61 65
								66	H	Fordham	55 52	158	H	New Hampshire	64 55
								79	H	Maine	40 61	189	A	Columbia	60 68
								84	H	North Carolina	77 64	191	A	Providence	55 63
								100	H	Seton Hall	53 73	204	A	Boston U.	57 61
												239	A	Holy Cross	70 61
												257	H	Fairfield	58 66
												282	H	Bryant	65 42
<hr/>															
LAST 12 Division I GAMES:															
102	H	Wake Forest	59 67	29	H	Virginia	57 68	51	A	Minnesota	68 78	102	H	Wake Forest	59 67
35	H	Syracuse	57 75	84	H	North Carolina	77 64	60	H	Miami (FL)	43 65	112	A	Dartmouth	57 68
14	A	Duke	50 75	63	A	Virginia Tech	58 89	63	A	Virginia Tech	58 89	134	A	Clemson	61 65
60	H	Miami (FL)	43 65	79	H	Maine	40 61	66	H	Fordham	55 52	158	H	New Hampshire	64 55
134	A	Clemson	61 65	191	A	Providence	55 63	79	H	Maine	40 61	189	A	Columbia	60 68
2	A	Notre Dame	60 89	158	H	New Hampshire	64 55	84	H	North Carolina	77 64	191	A	Providence	55 63

Non-Div I Games:

Boston College

Average RPI Win:	219	WON-LOST	WINNING	LAST 10	STRENGTH OF	OPP. STRENGTH	TEAM	ADJ.	CONF.	ADJ CONF.
Average RPI Loss:	138	RECORD	PCT. RANK	GAMES	SCHEDULE	OF SCHEDULE	RPI	RPI	RPI	RPI
DIV. I ONLY	8- 13	239	2- 8	130	210	204	204	15	15	
DIV. I NON-CONF.	5- 5	170	0- 1	131	210	131	131	18	18	

TOTALS	RPI 1-25	RPI 26-50	W-L RECORDS	RPI 51-100	RPI 101-999	RPI 201+				
8- 13	0- 0	0- 1	OVERALL	0- 3	8- 9	4- 2				
3- 7	0- 0	0- 1	HOME	0- 1	3- 5	1- 2				
5- 6	0- 0	0- 0	AWAY	0- 2	5- 4	3- 0				
0- 0	0- 0	0- 0	NEUTRAL	0- 0	0- 0	0- 0				
5- 5	0- 0	0- 1	NON-CONFERENCE	0- 1	5- 3	2- 0				
2- 2	0- 0	0- 1	HOME	0- 0	2- 1	0- 0				
3- 3	0- 0	0- 0	AWAY	0- 1	3- 2	2- 0				
0- 0	0- 0	0- 0	NEUTRAL	0- 0	0- 0	0- 0				
3- 8	0- 0	0- 0	CONFERENCE	0- 2	3- 6	2- 2				
1- 5	0- 0	0- 0	HOME	0- 1	1- 4	1- 2				
2- 3	0- 0	0- 0	AWAY	0- 1	2- 2	1- 0				
0- 0	0- 0	0- 0	NEUTRAL	0- 0	0- 0	0- 0				

RPI S Opponent	Score	RPI S Opponent	Score	RPI S Opponent	Score	RPI S Opponent	Score
		48 H UCF	32 47	67 A American	50 66	119 A Brown	68 92
				74 A Harvard	70 80	125 A Delaware	85 79
				85 H Navy	59 64	135 A Bucknell I	57 67
						135 H Bucknell I	58 63
						151 H Northeastern	74 73
						156 A Lehigh	58 74
						156 H Lehigh	56 65
						158 A New Hampshire	57 72
						177 H Marist	52 80
						180 A Army West Point	60 59
						199 H Boston College	61 57
						229 H Loyola Maryland	75 56
						239 H Holy Cross	57 60
						243 H Lafayette	45 47
						271 A Colgate	62 49
						282 A Bryant	78 61
						313 A Vermont	57 41
LAST 12 Division I GAMES:							
156 H Lehigh	56 65	271 A Colgate	62 49				
135 A Bucknell I	57 67	156 A Lehigh	58 74				
243 H Lafayette	45 47	229 H Loyola Maryland	75 56				
85 H Navy	59 64	135 H Bucknell I	58 63				
67 A American	50 66	180 A Army West Point	60 59				
239 H Holy Cross	57 60	119 A Brown	68 92				

Non-Div I Games:

Boston U.

Average RPI Win:	223	WON-LOST	WINNING	LAST 10	STRENGTH OF	OPP. STRENGTH	TEAM	ADJ.	CONF.	ADJ CONF.
Average RPI Loss:	108	RECORD	PCT. RANK	GAMES	SCHEDULE	OF SCHEDULE	RPI	RPI	RPI	RPI
DIV. I ONLY	9- 12	219	2- 8	117	150	182	182	7	7	
DIV. I NON-CONF.	7- 3	74	0- 1	213	328	114	114	8	8	

TOTALS	RPI 1-25	RPI 26-50	W-L RECORDS	RPI 51-100	RPI 101-999	RPI 201+				
9- 12	0- 0	0- 4	OVERALL	0- 3	9- 5	6- 2				
4- 6	0- 0	0- 1	HOME	0- 3	4- 2	3- 2				
3- 6	0- 0	0- 3	AWAY	0- 0	3- 3	2- 0				
2- 0	0- 0	0- 0	NEUTRAL	0- 0	2- 0	1- 0				
7- 3	0- 0	0- 1	NON-CONFERENCE	0- 0	7- 2	5- 1				
3- 1	0- 0	0- 0	HOME	0- 0	3- 1	3- 1				
2- 2	0- 0	0- 1	AWAY	0- 0	2- 1	1- 0				
2- 0	0- 0	0- 0	NEUTRAL	0- 0	2- 0	1- 0				
2- 9	0- 0	0- 3	CONFERENCE	0- 3	2- 3	1- 1				
1- 5	0- 0	0- 1	HOME	0- 3	1- 1	0- 1				
1- 4	0- 0	0- 2	AWAY	0- 0	1- 2	1- 0				
0- 0	0- 0	0- 0	NEUTRAL	0- 0	0- 0	0- 0				

RPI	S	Opponent	Score	RPI	S	Opponent	Score	RPI	S	Opponent	Score	RPI	S	Opponent	Score	Team's RPI: 182
30	A	Central Mi ch.	54 90	62	H	Toledo	67 77	111	A	Western Mi ch.	58 67					
39	A	Ball St.	41 82	75	H	Ohio	63 70	138	A	Kent St.	57 81					
39	H	Ball St.	73 84	94	H	Miami (OH)	62 66	138	H	Kent St.	60 50					
42	A	South Dakota St.	44 76					148	A	Robert Morris	64 62					
								165	A	Cincinnati	51 75					
								179	N	Fla. Atlantic	66 55					
								202	H	Xavier	63 53					
								209	H	Eastern Mi ch.	52 54					
								218	A	Akron	66 64					
								224	N	Norfolk St.	59 50					
								286	H	Valparaiso	90 77					
								289	H	Cani si us	57 71					
								304	A	Detroit Mercy	85 81					
								307	H	Eastern Ky.	77 60					
LAST 12 Division I GAMES:																
94	H	Miami (OH)	62 66	218	A	Akron	66 64									
138	A	Kent St.	57 81	30	A	Central Mi ch.	54 90									
62	H	Toledo	67 77	39	H	Ball St.	73 84									
39	A	Ball St.	41 82	209	H	Eastern Mi ch.	52 54									
75	H	Ohio	63 70	111	A	Western Mi ch.	58 67									
138	H	Kent St.	60 50	165	A	Cincinnati	51 75									

Non-Div I Games: Ferris St. 82 73

Bowling Green

Bradley				Through Games Of Feb. 3, 2018						
Average RPI Win: 277		WON-LOST RECORD	WINNING PCT. RANK	LAST 10 GAMES	STRENGTH OF SCHEDULE	OPP. STRENGTH OF SCHEDULE	TEAM RPI	ADJ. RPI	CONF. RPI	ADJ CONF. RPI
Average RPI Loss: 145										
DIV. I ONLY		10- 10	172	5- 5	284	262	230	230	24	24
DIV. I NON-CONF.		5- 5	170	1- 1	247	254	201	201	22	22

TOTALS		RPI 1-25	RPI 26-50		W-L RECORDS		RPI 51-100	RPI 101-999	RPI 201+	
10- 10	0- 1	0- 0		OVERALL		0- 1	10- 8	9- 2		
4- 5	0- 0	0- 0		HOME		0- 1	4- 4	3- 0		
5- 5	0- 1	0- 0		AWAY		0- 0	5- 4	5- 2		
1- 0	0- 0	0- 0		NEUTRAL		0- 0	1- 0	1- 0		
5- 5	0- 1	0- 0		NON-CONFERENCE		0- 0	5- 4	4- 1		
3- 1	0- 0	0- 0		HOME		0- 0	3- 1	2- 0		
1- 4	0- 1	0- 0		AWAY		0- 0	1- 3	1- 1		
1- 0	0- 0	0- 0		NEUTRAL		0- 0	1- 0	1- 0		
5- 5	0- 0	0- 0		CONFERENCE		0- 1	5- 4	5- 1		
1- 4	0- 0	0- 0		HOME		0- 1	1- 3	1- 0		
4- 1	0- 0	0- 0		AWAY		0- 0	4- 1	4- 1		
0- 0	0- 0	0- 0		NEUTRAL		0- 0	0- 0	0- 0		

RPI 1-25				RPI 26-50				RPI 51-100				RPI 101+ Team's RPI: 230			
RPI	S	Opponent	Score	RPI	S	Opponent	Score	RPI	S	Opponent	Score	RPI	S	Opponent	Score
12	A	Green Bay	40 72					90	H	Drake	75 84	105	H	Western Ill.	87 80
												114	H	Missouri St.	65 71
												126	H	Cleveland St.	65 67
												133	A	Northern Ill.	52 76
												136	H	Southern Ill.	62 63
												167	H	UNI	40 51
												195	A	Illinois	62 74
												219	A	Southeast Mo. St.	53 57
												235	H	Omaha	69 56
												253	A	Indiana St.	50 65
												254	N	Nicholls St.	75 65
												273	A	Illinois St.	62 42
												286	A	Valparaiso	88 69
												286	H	Valparaiso	69 58
												314	H	Ill.-Chicago	58 48
												318	A	Loyola Chicago	59 57
												346	A	Eastern Ill.	67 52
												348	A	Evansville	117 59

LAST 12 Division I GAMES:															
286	H	Valparaiso	69 58	136	H	Southern Ill.	62 63								
90	H	Drake	75 84	286	A	Valparaiso	88 69								
167	H	UNI	40 51	318	A	Loyola Chicago	59 57								
348	A	Evansville	117 59	273	A	Illinois St.	62 42								
253	A	Indiana St.	50 65	105	H	Western Ill.	87 80								
114	H	Missouri St.	65 71	126	H	Cleveland St.	65 67								

Non-Div I Games: Lincoln (MO) 88 44

Bradley

Loss,
Non-Conf, S Site, H Home
A Away
N Neutral

Average RPI	Win:	230	WON-LOST	WINNING	LAST 10	STRENGTH OF	OPP. STRENGTH	TEAM	ADJ.	CONF.	ADJ CONF.
Average RPI	Loss:	79	RECORD	PCT. RANK	GAMES	SCHEDULE	OF SCHEDULE	RPI	RPI	RPI	RPI
DIV. I ONLY		12- 6		79	4- 5	219	128	119	119	9	9
DIV. I NON-CONF.		11- 1		13	5- 0	328	184	102	102	9	9
<hr/>											
TOTALS	RPI 1-25		RPI 26-50		W-L RECORDS	RPI 51-100		RPI 101-999		RPI 201+	
12- 6	0- 0		0- 2		OVERALL	0- 2		12- 2		8- 0	
5- 3	0- 0		0- 2		HOME	0- 1		5- 0		4- 0	
5- 3	0- 0		0- 0		AWAY	0- 1		5- 2		3- 0	
2- 0	0- 0		0- 0		NEUTRAL	0- 0		2- 0		1- 0	
11- 1	0- 0		0- 1		NON-CONFERENCE	0- 0		11- 0		8- 0	
4- 1	0- 0		0- 1		HOME	0- 0		4- 0		4- 0	
5- 0	0- 0		0- 0		AWAY	0- 0		5- 0		3- 0	
2- 0	0- 0		0- 0		NEUTRAL	0- 0		2- 0		1- 0	
1- 5	0- 0		0- 1		CONFERENCE	0- 2		1- 2		0- 0	
1- 2	0- 0		0- 1		HOME	0- 1		1- 0		0- 0	
0- 3	0- 0		0- 0		AWAY	0- 1		0- 2		0- 0	
0- 0	0- 0		0- 0		NEUTRAL	0- 0		0- 0		0- 0	

RPI 1-25				RPI 26-50				RPI 51-100				RPI 101+				Team' s RPI : 119	
RPI	S	Opponent	Score	RPI	S	Opponent	Score	RPI	S	Opponent	Score	RPI	S	Opponent	Score		
				36	H	Cal i forni a	79 89	74	A	Harvard	85 87	112	A	Dartmouth	73 78		
				46	H	Princeton	62 77	87	H	Penn	55 88	118	A	Yale	63 77		
												118	H	Yale	81 71		
												149	A	Paci fic	74 57		
												186	N	Hampton	73 66		
												191	A	Provi dence	64 59		
												204	H	Boston U.	92 68		
												239	H	Holy Cross	82 78		
												260	A	Howard	85 81		
												271	A	Col gate	83 73		
												280	H	Sacred Heart	102 77		
												282	H	Bryant	85 62		
												282	N	Bryant	72 60		
												298	A	Central Conn. St.	78 55		
LAST 12 Division I GAMES:																	
				46	H	Princeton	62 77	260	A	Howard	85 81						
				87	H	Penn	55 88	204	H	Boston U.	92 68						
				74	A	Harvard	85 87	271	A	Col gate	83 73						
				112	A	Dartmouth	73 78	280	H	Sacred Heart	102 77						
				118	H	Yale	81 71	282	N	Bryant	72 60						
				118	A	Yale	63 77	191	A	Provi dence	64 59						

Non-Div I Games: Johnson & Wales (RI) 100 79

Brown

Average RPI Win: 287
Average RPI Loss: 177

WON-LOST
RECORD

WINNING
PCT. RANK

LAST 10
GAMES

STRENGTH OF
SCHEDULE

OPP. STRENGTH
OF SCHEDULE

TEAM
RPI

ADJ.
RPI

CONF.
RPI

ADJ CONF.
RPI

DIV. I ONLY	6- 15	281	5- 5	214	324	282	282	29	29
DIV. I NON-CONF.	1- 10	327	0- 2	182	244	309	309	29	29

TOTALS	RPI 1-25	RPI 26-50	W-L RECORDS	RPI 51-100	RPI 101-999	RPI 201+			
6- 15	0- 0	0- 0	OVERALL	0- 2	6- 13	6- 5			
3- 7	0- 0	0- 0	HOME	0- 0	3- 7	3- 4			
2- 7	0- 0	0- 0	AWAY	0- 2	2- 5	2- 1			
1- 1	0- 0	0- 0	NEUTRAL	0- 0	1- 1	1- 0			
1- 10	0- 0	0- 0	NON-CONFERENCE	0- 2	1- 8	1- 2			
0- 4	0- 0	0- 0	HOME	0- 0	0- 4	0- 1			
0- 5	0- 0	0- 0	AWAY	0- 2	0- 3	0- 1			
1- 1	0- 0	0- 0	NEUTRAL	0- 0	1- 1	1- 0			
5- 5	0- 0	0- 0	CONFERENCE	0- 0	5- 5	5- 3			
3- 3	0- 0	0- 0	HOME	0- 0	3- 3	3- 3			
2- 2	0- 0	0- 0	AWAY	0- 0	2- 2	2- 0			
0- 0	0- 0	0- 0	NEUTRAL	0- 0	0- 0	0- 0			

RPI 1-25				RPI 26-50				RPI 51-100				RPI 101+ Team's RPI: 282					
RPI	S	Opponent	Score	RPI	S	Opponent	Score	RPI	S	Opponent	Score	RPI	S	Opponent	Score		
								79	A	Maine	68	70	119	A	Brown	62	85
								83	A	James Madison	36	67	119	N	Brown	60	72
													131	A	Saint Francis (PA)	69	87
													148	A	Robert Morris	49	72
													157	H	Hartford	47	59
													158	H	New Hampshire	65	74
													164	H	Binghamton	47	55
													199	A	Boston College	42	65
													204	H	Boston U.	61	78
													239	A	Holy Cross	57	59
													258	A	Fairleigh Dickinson	65	48
													258	H	Fairleigh Dickinson	69	77
													264	H	LIU Brooklyn	75	56
													275	H	Mt. St. Mary's	63	68
													280	A	Sacred Heart	81	73
													287	H	St. Francis Brooklyn	73	63
													298	H	Central Conn. St.	66	50
													325	H	Wagner	66	75
													334	N	Rhode Island	58	52
LAST 12 Division I GAMES:																	
258	H	Fairleigh Dickinson	69	77	258	A	Fairleigh Dickinson	65	48								
131	A	Saint Francis (PA)	69	87	298	H	Central Conn. St.	66	50								
148	A	Robert Morris	49	72	275	H	Mt. St. Mary's	63	68								
287	H	St. Francis Brooklyn	73	63	325	H	Wagner	66	75								
264	H	LIU Brooklyn	75	56	83	A	James Madison	36	67								
280	A	Sacred Heart	81	73	157	H	Hartford	47	59								

Non-Div I Games:

Bryant

Loss, Non-Conf, S Site, H Home A Away N Neutral

Average RPI Win:	227	WON-LOST	WINNING	LAST 10	STRENGTH OF	OPP. STRENGTH	TEAM	ADJ.	CONF.	ADJ CONF.
Average RPI Loss:	140	RECORD	PCT. RANK	GAMES	SCHEDULE	OF SCHEDULE	RPI	RPI	RPI	RPI
DIV. I ONLY	14- 8	97	8- 2	244	180	135	135	15	15	
DIV. I NON-CONF.	6- 5	153	0- 1	288	192	203	203	18	18	
<hr/>										
TOTALS	RPI 1-25	RPI 26-50	W-L RECORDS	RPI 51-100	RPI 101-999	RPI 201+				
14- 8	0- 0	0- 1	OVERALL	1- 2	13- 5	11- 2				
8- 3	0- 0	0- 0	HOME	1- 0	7- 3	5- 2				
6- 5	0- 0	0- 1	AWAY	0- 2	6- 2	6- 0				
0- 0	0- 0	0- 0	NEUTRAL	0- 0	0- 0	0- 0				
6- 5	0- 0	0- 1	NON-CONFERENCE	0- 1	6- 3	5- 1				
3- 2	0- 0	0- 0	HOME	0- 0	3- 2	2- 1				
3- 3	0- 0	0- 1	AWAY	0- 1	3- 1	3- 0				
0- 0	0- 0	0- 0	NEUTRAL	0- 0	0- 0	0- 0				
8- 3	0- 0	0- 0	CONFERENCE	1- 1	7- 2	6- 1				
5- 1	0- 0	0- 0	HOME	1- 0	4- 1	3- 1				
3- 2	0- 0	0- 0	AWAY	0- 1	3- 1	3- 0				
0- 0	0- 0	0- 0	NEUTRAL	0- 0	0- 0	0- 0				

Bucknell

Bucknell

RPI	S	Opponent	Score	RPI	S	Opponent	Score	RPI	S	Opponent	Score	RPI	S	Opponent	Score
50	A	Drexel	54 63	66	A	Fordham	62 71	142	A	Pittsburgh	39 57	156	A	Lehigh	62 66
				67	A	American	58 68	164	H	Binghamton	64 59	172	H	Saint Joseph's	53 77
				85	H	Navy	47 39	180	H	Army West Point	60 36	204	A	Boston U.	63 58
								204	H	Boston U.	67 57	218	H	Akron	63 52
								228	A	Youngstown St.	66 60	229	H	Loyola Maryland	65 68
								234	H	St. Bonaventure	48 59	239	A	Holy Cross	71 47
								243	A	Lafayette	80 57	243	H	Lafayette	83 53
								271	H	Colgate	77 57	276	A	Rider	76 71
								289	H	Canisius	76 57	338	A	Iona	60 53
<hr/>															
LAST 12 Division I GAMES:															
243	A	Lafayette	80 57	156	A	Lehigh	62 66	243	H	Lafayette	83 53	180	H	Army West Point	60 36
204	H	Boston U.	67 57	204	A	Boston U.	63 58	67	A	American	58 68	142	A	Pittsburgh	39 57
85	H	Navy	47 39	67	A	American	58 68								
239	A	Holy Cross	71 47	271	H	Colgate	77 57								
229	H	Loyola Maryland	65 68												

Non-Div I Games:

Bucknell

Average RPI Win:	138	WON-LOST	WINNING	LAST 10	STRENGTH OF	OPP. STRENGTH	TEAM	ADJ.	CONF.	ADJ CONF.
Average RPI Loss:	107	RECORD	PCT. RANK	GAMES	SCHEDULE	OF SCHEDULE	RPI	RPI	RPI	RPI
DIV. I ONLY	17- 4	26	8- 2	74	66	18	18	7	7	
DIV. I NON-CONF.	9- 2	34	1- 1	187	64	42	42	8	8	
TOTALS	RPI 1-25	RPI 26-50	W-L RECORDS	RPI 51-100	RPI 101-999	RPI 201+				
17- 4	0- 0	1- 2	OVERALL	7- 0	9- 2	5- 1				
7- 0	0- 0	0- 0	HOME	2- 0	5- 0	3- 0				
7- 4	0- 0	1- 2	AWAY	3- 0	3- 2	2- 1				
3- 0	0- 0	0- 0	NEUTRAL	2- 0	1- 0	0- 0				
9- 2	0- 0	0- 1	NON-CONFERENCE	3- 0	6- 1	3- 1				
3- 0	0- 0	0- 0	HOME	0- 0	3- 0	2- 0				
3- 2	0- 0	0- 1	AWAY	1- 0	2- 1	1- 1				
3- 0	0- 0	0- 0	NEUTRAL	2- 0	1- 0	0- 0				
8- 2	0- 0	1- 1	CONFERENCE	4- 0	3- 1	2- 0				
4- 0	0- 0	0- 0	HOME	2- 0	2- 0	1- 0				
4- 2	0- 0	1- 1	AWAY	2- 0	1- 1	1- 0				
0- 0	0- 0	0- 0	NEUTRAL	0- 0	0- 0	0- 0				

RPI 1-25				Team's RPI: 18				RPI 26-50				RPI 51-100				RPI 101+			
RPI	S	Opponent	Score	RPI	S	Opponent	Score	RPI	S	Opponent	Score	RPI	S	Opponent	Score	RPI	S	Opponent	Score
30	A	Central Mi ch.	79 86	30	A	Central Mi ch.	79 86	54	N	Nebraska	82 72	111	H	Western Mi ch.	71 49				
33	A	Arizona St.	57 76	33	A	Arizona St.	57 76	59	A	St. John' s (NY)	73 72	125	H	Del aware	87 73				
39	A	Ball St.	84 80	39	A	Ball St.	84 80	62	A	Toledo	84 73	133	A	Northern Ill.	84 86				
								62	H	Toledo	87 69	134	N	Clemson	61 41				
								75	A	Ohio	67 63	189	A	Col umbi a	65 63				
								94	H	Miami (OH)	72 67	209	H	Eastern Mi ch.	97 92				
								96	N	UNLV	80 53	218	A	Akron	89 66				
												233	A	Niagara	62 75				
												234	A	St. Bonaventure	76 59				
												289	H	Canisius	73 47				
												300	H	UMES	76 41				
LAST 12 Division I GAMES:																			
62	A	Toledo	84 73	94	H	Miami (OH)	72 67	133	A	Northern Ill.	84 86	111	H	Western Mi ch.	71 49				
30	A	Central Mi ch.	79 86	133	A	Northern Ill.	84 86	218	A	Akron	89 66	59	A	St. John' s (NY)	73 72				
209	H	Eastern Mi ch.	97 92	111	H	Western Mi ch.	71 49	233	A	Niagara	62 75								
62	H	Toledo	87 69																
75	A	Ohio	67 63																
39	A	Ball St.	84 80																

Non-Div I Games:

Buffalo

Average RPI Win:	183	WON-LOST	WINNING	LAST 10	STRENGTH OF	OPP. STRENGTH	TEAM	ADJ.	CONF.	ADJ CONF.
Average RPI Loss:	62	RECORD	PCT. RANK	GAMES	SCHEDULE	OF SCHEDULE	RPI	RPI	RPI	RPI
DIV. I ONLY	13- 11	154	4- 6	64	72	95	95	6	6	
DIV. I NON-CONF.	8- 4	87	0- 0	112	211	74	74	6	6	

TOTALS	RPI 1-25	RPI 26-50	W-L RECORDS	RPI 51-100	RPI 101-999	RPI 201+				
13- 11	0- 2	2- 5	OVERALL	2- 2	9- 2	6- 1				
7- 4	0- 0	1- 1	HOME	1- 1	5- 2	3- 1				
5- 5	0- 2	1- 2	AWAY	0- 1	4- 0	3- 0				
1- 2	0- 0	0- 2	NEUTRAL	1- 0	0- 0	0- 0				
8- 4	0- 0	0- 4	NON-CONFERENCE	1- 0	7- 0	6- 0				
4- 0	0- 0	0- 0	HOME	0- 0	4- 0	3- 0				
3- 2	0- 0	0- 2	AWAY	0- 0	3- 0	3- 0				
1- 2	0- 0	0- 2	NEUTRAL	1- 0	0- 0	0- 0				
5- 7	0- 2	2- 1	CONFERENCE	1- 2	2- 2	0- 1				
3- 4	0- 0	1- 1	HOME	1- 1	1- 2	0- 1				
2- 3	0- 2	1- 0	AWAY	0- 1	1- 0	0- 0				
0- 0	0- 0	0- 0	NEUTRAL	0- 0	0- 0	0- 0				

RPI	S	Opponent	Score	RPI	S	Opponent	Score	RPI	S	Opponent	Score	RPI	S	Opponent	Score
23	A	DePaul	65 87	26	A	Villanova	76 53	59	A	St. John's (NY)	38 76	123	A	Georgetown	66 57
24	A	Marquette	67 69	26	H	Villanova	67 69	59	H	St. John's (NY)	55 73	123	H	Georgetown	52 63
				28	A	South Fla.	55 71	63	N	Virginia Tech	79 77	184	H	Wisconsin	69 62
				39	A	Ball St.	75 87	100	H	Seton Hall	66 48	191	H	Providence	68 57
				44	N	West Virginia	68 75					202	H	Xavier	62 69
				49	H	Creighton	59 53					231	H	Austin Peay	75 54
				50	N	Drexel	62 76					253	A	Indiana St.	60 51
												261	H	Lipscomb	70 58
												273	A	Illinois St.	56 45
												302	A	Murray St.	88 59
												318	H	Loyola Chicago	64 52

LAST 12 Division I GAMES:															
59	A	St. John's (NY)	38 76	24	A	Marquette	67 69	59	H	St. John's (NY)	55 73	100	H	Seton Hall	66 48
26	H	Villanova	67 69	59	H	St. John's (NY)	55 73	123	A	Georgetown	66 57	26	A	Villanova	76 53
123	H	Georgetown	52 63	100	H	Seton Hall	66 48	202	H	Xavier	62 69				
191	H	Providence	68 57	123	A	Georgetown	66 57								
49	H	Creighton	59 53	26	A	Villanova	76 53								
23	A	DePaul	65 87												

Non-Div I Games:

Butler

Average RPI Win:	281	WON-LOST	WINNING	LAST 10	STRENGTH OF	OPP. STRENGTH	TEAM	ADJ.	CONF.	ADJ CONF.
Average RPI Loss:	176	RECORD	PCT. RANK	GAMES	SCHEDULE	OF SCHEDULE	RPI	RPI	RPI	RPI
DIV. I ONLY	10- 10	172	6- 4	337	220	241	241	30	30	
DIV. I NON-CONF.	4- 8	239	2- 2	267	159	242	242	30	30	

TOTALS	RPI 1-25	RPI 26-50	W-L RECORDS	RPI 51-100	RPI 101-999	RPI 201+				
10- 10	0- 1	0- 0	OVERALL	0- 1	10- 8	9- 5				
5- 2	0- 0	0- 0	HOME	0- 0	5- 2	5- 1				
5- 8	0- 1	0- 0	AWAY	0- 1	5- 6	4- 4				
0- 0	0- 0	0- 0	NEUTRAL	0- 0	0- 0	0- 0				
4- 8	0- 1	0- 0	NON-CONFERENCE	0- 1	4- 6	3- 3				
2- 1	0- 0	0- 0	HOME	0- 0	2- 1	2- 0				
2- 7	0- 1	0- 0	AWAY	0- 1	2- 5	1- 3				
0- 0	0- 0	0- 0	NEUTRAL	0- 0	0- 0	0- 0				
6- 2	0- 0	0- 0	CONFERENCE	0- 0	6- 2	6- 2				
3- 1	0- 0	0- 0	HOME	0- 0	3- 1	3- 1				
3- 1	0- 0	0- 0	AWAY	0- 0	3- 1	3- 1				
0- 0	0- 0	0- 0	NEUTRAL	0- 0	0- 0	0- 0				

RPI 1-25				RPI 26-50				RPI 51-100				RPI 101+				Team's RPI: 241
RPI	S	Opponent	Score	RPI	S	Opponent	Score	RPI	S	Opponent	Score	RPI	S	Opponent	Score	
20	A	Stanford	34 57					72	A	South Dakota	50 66	122	A	UTEP	56 67	
												160	A	Cal Poly	57 59	
												178	H	UC Irvine	59 72	
												193	A	Boise St.	65 59	
												206	H	Seattle U	75 68	
												214	A	SMU	29 41	
												235	H	Omaha	52 43	
												238	A	New Mexico St.	48 56	
												244	A	UC Riverside	65 68	
												249	A	San Jose St.	57 67	
												259	A	UMKC	76 62	
												259	H	UMKC	58 60	
												297	H	Cal St. Fullerton	55 43	
												301	A	Southern Utah	46 45	
												306	H	Utah Valley	63 58	
												321	A	UTRGV	67 64	
												345	A	Chicago St.	63 36	
												345	H	Chicago St.	63 49	

LAST 12 Division I GAMES:																
259	A	UMKC	76 62	321	A	UTRGV	67 64									
345	A	Chicago St.	63 36	306	H	Utah Valley	63 58									
206	H	Seattle U	75 68	178	H	UC Irvine	59 72									
345	H	Chicago St.	63 49	160	A	Cal Poly	57 59									
259	H	UMKC	58 60	193	A	Boise St.	65 59									
238	A	New Mexico St.	48 56	235	H	Omaha	52 43									

Non-Div I Games: Fresno Pacific 74 63 Whittier 72 35

CSU Bakersfield

Loss, Non-Conf, S Site, H Home A Away N Neutral

C
S
U
NC
S
U
N

Non-Div I Games:	Biola	68	51
------------------	-------	----	----

C
a
l
P
o
l
y

Cal Poly		Through Games Of Feb. 3, 2018									
Average RPI	Win:	251	WON-LOST	WINNING	LAST 10	STRENGTH OF	OPP. STRENGTH	TEAM	ADJ.	CONF.	ADJ CONF.
Average RPI	Loss:	152	RECORD	PCT. RANK	GAMES	SCHEDULE	OF SCHEDULE	RPI	RPI	RPI	RPI
DIV. I ONLY		12- 8	120	8- 2	261	260	160	160	21	21	
DIV. I NON-CONF.		5- 6	187	2- 1	207	316	198	198	20	20	

TOTALS	RPI 1-25		RPI 26-50		W-L RECORDS	RPI 51-100		RPI 101-999		RPI 201+	
12- 8	0- 0		0- 0		OVERALL	0- 3		12- 5		9- 2	
7- 2	0- 0		0- 0		HOME	0- 1		7- 1		4- 0	
5- 6	0- 0		0- 0		AWAY	0- 2		5- 4		5- 2	
0- 0	0- 0		0- 0		NEUTRAL	0- 0		0- 0		0- 0	
5- 6	0- 0		0- 0		NON-CONFERENCE	0- 2		5- 4		4- 1	
3- 1	0- 0		0- 0		HOME	0- 0		3- 1		2- 0	
2- 5	0- 0		0- 0		AWAY	0- 2		2- 3		2- 1	
0- 0	0- 0		0- 0		NEUTRAL	0- 0		0- 0		0- 0	
7- 2	0- 0		0- 0		CONFERENCE	0- 1		7- 1		5- 1	
4- 1	0- 0		0- 0		HOME	0- 1		4- 0		2- 0	
3- 1	0- 0		0- 0		AWAY	0- 0		3- 1		3- 1	
0- 0	0- 0		0- 0		NEUTRAL	0- 0		0- 0		0- 0	

RPI 1-25				RPI 26-50				RPI 51-100				RPI 101+ Team's RPI: 160			
RPI	S	Opponent	Score	RPI	S	Opponent	Score	RPI	S	Opponent	Score	RPI	S	Opponent	Score
								51	A	Minnesota	68 112	148	H	Robert Morris	50 66
								70	H	UC Davis	76 80	166	A	San Francisco	71 83
								78	A	Saint Mary's (CA)	64 82	166	H	San Francisco	88 83
												178	H	UC Irvine	79 76
												185	H	CSUN	84 71
												196	A	Eastern Wash.	72 75
												203	A	UC Santa Barbara	68 73
												241	H	CSU Bakersfield	59 57
												244	A	UC Riverside	87 82
												244	H	UC Riverside	91 73
												251	H	Hawaii	52 50
												266	A	North Dakota St.	73 69
												278	H	Grand Canyon	75 69
												297	A	Cal St. Fullerton	72 63
												306	A	Utah Valley	70 89
												324	A	Northern Ariz.	89 73
												335	A	Long Beach St.	75 64

LAST 12 Division I GAMES:															
				244	H	UC Riverside	91 73	185	H	CSUN	84 71				
				251	H	Hawaii	52 50	203	A	UC Santa Barbara	68 73				
				297	A	Cal St. Fullerton	72 63	244	A	UC Riverside	87 82				
				335	A	Long Beach St.	75 64	241	H	CSU Bakersfield	59 57				
				70	H	UC Davis	76 80	306	A	Utah Valley	70 89				
				178	H	UC Irvine	79 76	266	A	North Dakota St.	73 69				

Non-Div I Games: Cal St. Monterey Bay77 44

Cal Poly

C
a
l
P
o
l
y

Average RPI Win: 296		WON-LOST RECORD	WINNING PCT. RANK	LAST 10 GAMES	STRENGTH OF SCHEDULE	OPP. STRENGTH OF SCHEDULE	TEAM RPI	ADJ. RPI	CONF. RPI	ADJ. CONF. RPI
Average RPI Loss: 184										
DIV. I ONLY		6- 14	279	3- 7	290	294	297	297	21	21
DIV. I NON-CONF.		4- 8	239	2- 1	313	322	287	287	20	20
TOTALS		RPI 1-25	RPI 26-50	W-L RECORDS	RPI 51-100	RPI 101-999	RPI 201+			
6- 14	0- 0		0- 0	OVERALL	0- 1	6- 13	6- 5			
4- 5	0- 0		0- 0	HOME	0- 0	4- 5	4- 0			
2- 8	0- 0		0- 0	AWAY	0- 1	2- 7	2- 4			
0- 1	0- 0		0- 0	NEUTRAL	0- 0	0- 1	0- 1			
4- 8	0- 0		0- 0	NON-CONFERENCE	0- 0	4- 8	4- 4			
2- 2	0- 0		0- 0	HOME	0- 0	2- 2	2- 0			
2- 5	0- 0		0- 0	AWAY	0- 0	2- 5	2- 3			
0- 1	0- 0		0- 0	NEUTRAL	0- 0	0- 1	0- 1			
2- 6	0- 0		0- 0	CONFERENCE	0- 1	2- 5	2- 1			
2- 3	0- 0		0- 0	HOME	0- 0	2- 3	2- 0			
0- 3	0- 0		0- 0	AWAY	0- 1	0- 2	0- 1			
0- 0	0- 0		0- 0	NEUTRAL	0- 0	0- 0	0- 0			

RPI 1-25				RPI 26-50				RPI 51-100				RPI 101+				Team's RPI: 297	
RPI	S	Opponent	Score	RPI	S	Opponent	Score	RPI	S	Opponent	Score	RPI	S	Opponent	Score		
								70	A	UC Davis	53 67	122	H	UTEP	91 92		
												149	A	Pacific	65 81		
												160	H	Cal Poly	63 72		
												161	A	Idaho	60 80		
												178	H	UC Irvine	60 76		
												185	A	CSUN	41 65		
												185	H	CSUN	68 70		
												192	H	Denver	58 83		
												207	N	Oral Roberts	50 60		
												227	A	Montana	47 68		
												241	A	CSU Bakersfield	43 55		
												244	A	UC Riverside	50 63		
												250	A	San Diego St.	58 59		
												251	H	Hawaii	69 57		
												268	A	Santa Clara	73 69		
												305	H	UTSA	55 46		
												306	A	Utah Valley	73 36		
												311	H	Portland	66 61		
												335	H	Long Beach St.	67 61		
LAST 12 Division I GAMES:																	
				178	H	UC Irvine	60 76	185	H	CSUN	68 70						
				160	H	Cal Poly	63 72	251	H	Hawaii	69 57						
				70	A	UC Davis	53 67	122	H	UTEP	91 92						
				185	A	CSUN	41 65	306	A	Utah Valley	73 36						
				244	A	UC Riverside	50 63	305	H	UTSA	55 46						
				335	H	Long Beach St.	67 61	161	A	Idaho	60 80						

Cal St. Fullerton

Average RPI Win: 158		WON-LOST	WINNING	LAST 10	STRENGTH OF		OPP. STRENGTH	TEAM	ADJ.	CONF.	ADJ CONF.
Average RPI Loss: 15		RECORD	PCT. RANK	GAMES	SCHEDULE		OF SCHEDULE	RPI	RPI	RPI	RPI
DIV. I ONLY		15- 7	73	5- 5	30		34	36	36	4	4
DIV. I NON-CONF.		9- 2	34	1- 0	41		68	18	18	3	3

TOTALS		RPI 1-25		RPI 26-50	W-L RECORDS		RPI 51-100	RPI 101-999		RPI 201+	
15- 7		0- 5		2- 2	OVERALL		3- 0	10- 0		6- 0	
9- 3		0- 2		1- 1	HOME		2- 0	6- 0		4- 0	
6- 4		0- 3		1- 1	AWAY		1- 0	4- 0		2- 0	
0- 0		0- 0		0- 0	NEUTRAL		0- 0	0- 0		0- 0	
9- 2		0- 2		0- 0	NON-CONFERENCE		2- 0	7- 0		4- 0	
5- 1		0- 1		0- 0	HOME		1- 0	4- 0		3- 0	
4- 1		0- 1		0- 0	AWAY		1- 0	3- 0		1- 0	
0- 0		0- 0		0- 0	NEUTRAL		0- 0	0- 0		0- 0	
6- 5		0- 3		2- 2	CONFERENCE		1- 0	3- 0		2- 0	
4- 2		0- 1		1- 1	HOME		1- 0	2- 0		1- 0	
2- 3		0- 2		1- 1	AWAY		0- 0	1- 0		1- 0	
0- 0		0- 0		0- 0	NEUTRAL		0- 0	0- 0		0- 0	

RPI 1-25				RPI 26-50				Team's RPI: 36				RPI 51-100				RPI 101+			
RPI	S	Opponent	Score	RPI	S	Opponent	Score	RPI	S	Opponent	Score	RPI	S	Opponent	Score	RPI	S	Opponent	Score
1	A	UConn	47 82	33	A	Ari zona St.	71 80	78	H	Saint Mary' s (CA)	87 80	116	H	BYU	70 45				
5	A	Oregon	54 91	33	H	Ari zona St.	42 57	81	H	Washington St.	66 60	119	A	Brown	89 79				
10	A	UCLA	52 60	47	A	Southern Cal i forni a	62 59	98	A	Kentucky	62 52	141	H	Washi ngton	69 60				
10	H	UCLA	46 82	47	H	Southern Cal i forni a	76 64					149	A	Paci fi c	92 85				
16	H	Mi ssouri	52 55									206	H	Seattle U	87 67				
												211	H	San Di ego	89 64				
												245	H	Manhattan	87 66				
												268	A	Santa Cla ra	79 41				
												283	A	Ari zona	53 51				
												283	H	Ari zona	63 39				
LAST 12 Division I GAMES:																			
				5	A	Oregon	54 91	141	H	Washington	69 60								
				33	H	Ari zona St.	42 57	283	A	Ari zona	53 51								
				283	H	Ari zona	63 39	33	A	Ari zona St.	71 80								
				47	A	Southern Cal i forni a	62 59	10	H	UCLA	46 82								
				10	A	UCLA	52 60	47	H	Southern Cal i forni a	76 64								
				81	H	Washington St.	66 60	98	A	Kentucky	62 52								

Average RPI Win: 281

Average RPI Loss: 179

WON-LOST
RECORDWINNING
PCT. RANKLAST 10
GAMESSTRENGTH OF
SCHEDULEOPP. STRENGTH
OF SCHEDULETEAM
RPIADJ.
RPICONF.
RPIADJ CONF.
RPIDIV. I ONLY
DIV. I NON-CONF.10- 9
5- 4156
1465- 5
1- 1315
326314
288242
235242
23528
2828
28

TOTALS

RPI 1-25

RPI 26-50

W-L RECORDS

RPI 51-100

RPI 101-999

RPI 201+

10- 9

0- 0

0- 0

OVERALL

0- 1

10- 8

9- 4

4- 5

0- 0

0- 0

HOME

0- 1

4- 4

4- 2

6- 4

0- 0

0- 0

AWAY

0- 0

6- 2

5- 2

0- 0

0- 0

0- 0

NEUTRAL

0- 0

0- 0

0- 0

5- 4

0- 0

0- 0

NON-CONFERENCE

0- 1

5- 3

5- 2

2- 2

0- 0

0- 0

HOME

0- 1

2- 1

2- 1

3- 2

0- 0

0- 0

AWAY

0- 0

3- 2

3- 1

0- 0

0- 0

0- 0

NEUTRAL

0- 0

0- 0

0- 0

5- 5

0- 0

0- 0

CONFERENCE

0- 0

5- 5

4- 2

2- 3

0- 0

0- 0

HOME

0- 0

2- 3

2- 1

3- 2

0- 0

0- 0

AWAY

0- 0

3- 2

2- 1

0- 0

0- 0

0- 0

NEUTRAL

0- 0

0- 0

0- 0

RPI 1-25

RPI 26-50

RPI 51-100

RPI 101+

Team's RPI: 242

RPI S Opponent Score

RPI S Opponent Score

RPI S Opponent Score

RPI S Opponent Score

61 H Mercer 57 58

107 A Liberty 42 60

137 A Kansas 48 66

147 A High Point 51 44

147 H High Point 53 62

170 H Radford 50 51

217 A Gardner-Webb 73 44

224 H Norfolk St. 27 53

232 A UNCG 72 61

246 H UNC Asheville 52 60

256 A Presbyterian 59 65

260 A Howard 61 63

262 A Col. of Charleston 53 45

296 H USC Upstate 69 49

315 H Charleston So. 58 49

322 H Western Caro. 58 51

333 A N. C. Central 58 51

339 A Winthrop 72 48

349 H Longwood 58 48

LAST 12 Division I GAMES:

147 A High Point 51 44

170 H Radford 50 51

349 H Longwood 58 48

217 A Gardner-Webb 73 44

107 A Liberty 42 60

147 H High Point 53 62

256 A Presbyterian 59 65

315 H Charleston So. 58 49

339 A Winthrop 72 48

246 H UNC Asheville 52 60

260 A Howard 61 63

333 A N. C. Central 58 51

Non-Div I Games:

Columbia Int'l

78 39

William Peace

94 42

Campbell

Loss, Non-Conf, S Site, H Home A Away N Neutral

Average RPI Win:	260	WON-LOST	WINNING	LAST 10	STRENGTH OF	OPP. STRENGTH	TEAM	ADJ.	CONF.	ADJ CONF.
Average RPI Loss:	194	RECORD	PCT. RANK	GAMES	SCHEDULE	OF SCHEDULE	RPI	RPI	RPI	RPI
DIV. I ONLY	7- 15	269	5- 5	298	279	289	289	27	27	
DIV. I NON-CONF.	2- 9	295	0- 1	227	266	301	301	26	26	

TOTALS	RPI 1-25	RPI 26-50	W-L RECORDS	RPI 51-100	RPI 101-999	RPI 201+				
7- 15	0- 1	0- 0	OVERALL	0- 2	7- 12	5- 9				
3- 8	0- 0	0- 0	HOME	0- 1	3- 7	2- 6				
4- 6	0- 0	0- 0	AWAY	0- 1	4- 0	3- 0				
0- 1	0- 0	0- 0	NEUTRAL	0- 0	0- 1	0- 0				
2- 9	0- 1	0- 0	NON-CONFERENCE	0- 1	2- 7	1- 5				
1- 4	0- 0	0- 0	HOME	0- 0	1- 4	1- 4				
1- 4	0- 1	0- 0	AWAY	0- 1	1- 2	0- 1				
0- 1	0- 0	0- 0	NEUTRAL	0- 0	0- 1	0- 0				
5- 6	0- 0	0- 0	CONFERENCE	0- 1	5- 5	4- 4				
2- 4	0- 0	0- 0	HOME	0- 1	2- 3	1- 2				
3- 2	0- 0	0- 0	AWAY	0- 0	3- 2	3- 2				
0- 0	0- 0	0- 0	NEUTRAL	0- 0	0- 0	0- 0				

RPI 1-25				RPI 26-50				RPI 51-100				RPI 101+ Team's RPI: 289			
RPI	S	Opponent	Score	RPI	S	Opponent	Score	RPI	S	Opponent	Score	RPI	S	Opponent	Score
18	A	Buffalo	47 73					52	H	Quinnipiac	55 84	130	N	Middle Tenn.	45 55
								94	A	Miami (OH)	47 72	135	A	Bucknell	57 76
												177	H	Marist	53 78
												182	A	Bowling Green	71 57
												197	H	Siena	65 57
												208	H	Oakland	48 83
												216	H	Morehead St.	52 76
												233	H	Niagara	64 60
												234	H	St. Bonaventure	71 69
												245	A	Manhattan	39 58
												245	H	Manhattan	56 59
												257	H	Fairfield	52 56
												270	H	Cornell	59 67
												271	H	Colgate	63 70
												276	A	Rider	54 70
												295	A	Monmouth	60 48
												321	A	UTRGV	46 63
												338	A	Iona	53 49
												343	A	Saint Peter's	66 53

LAST 12 Division I GAMES:															
233	H	Niagara	64 60	245	H	Manhattan	56 59								
177	H	Marist	53 78	276	A	Rider	54 70								
52	H	Quinnipiac	55 84	245	A	Manhattan	39 58								
295	A	Monmouth	60 48	338	A	Iona	53 49								
343	A	Saint Peter's	66 53	257	H	Fairfield	52 56								
197	H	Siena	65 57	130	N	Middle Tenn.	45 55								

Non-Div I Games:

Canisius

Average RPI Win:	249	WON-LOST	WINNING	LAST 10	STRENGTH OF	OPP. STRENGTH	TEAM	ADJ.	CONF.	ADJ CONF.
Average RPI Loss:	110	RECORD	PCT. RANK	GAMES	SCHEDULE	OF SCHEDULE	RPI	RPI	RPI	RPI
DIV. I ONLY	11- 7	116	7- 3	215	196	120	120	25	25	
DIV. I NON-CONF.	3- 4	209	1- 0	25	23	66	66	25	25	

TOTALS	RPI 1-25	RPI 26-50	W-L RECORDS	RPI 51-100	RPI 101-999	RPI 201+				
11- 7	0- 3	0- 0	OVERALL	0- 0	11- 4	9- 2				
5- 1	0- 0	0- 0	HOME	0- 0	5- 1	4- 1				
4- 6	0- 0	0- 0	AWAY	0- 0	4- 0	4- 0				
2- 0	0- 0	0- 0	NEUTRAL	0- 0	2- 0	1- 0				
3- 4	0- 3	0- 0	NON-CONFERENCE	0- 0	3- 1	2- 0				
1- 0	0- 0	0- 0	HOME	0- 0	1- 0	1- 0				
0- 4	0- 3	0- 0	AWAY	0- 0	0- 1	0- 0				
2- 0	0- 0	0- 0	NEUTRAL	0- 0	2- 0	1- 0				
8- 3	0- 0	0- 0	CONFERENCE	0- 0	8- 3	7- 2				
4- 1	0- 0	0- 0	HOME	0- 0	4- 1	3- 1				
4- 2	0- 0	0- 0	AWAY	0- 0	4- 2	4- 1				
0- 0	0- 0	0- 0	NEUTRAL	0- 0	0- 0	0- 0				

RPI 1-25				RPI 26-50				RPI 51-100				RPI 101+ Team's RPI: 120			
RPI	S	Opponent	Score	RPI	S	Opponent	Score	RPI	S	Opponent	Score	RPI	S	Opponent	Score
8	A	Tennessee	34 77									101	A	South Ala.	43 64
9	A	Bayl or	55 86									104	H	Lamar Universi ty	51 39
15	A	Texas A&M	61 72									128	A	SFA	46 59
												134	N	Clemson	53 47
												205	H	Abilene Christian	63 45
												226	H	New Orleans	48 52
												254	A	Ni choll s St.	69 48
												255	A	A&M-Corpus Christi	58 50
												266	N	North Dakota St.	68 45
												277	H	Al corn	75 52
												285	A	Southeastern La.	70 78
												285	H	Southeastern La.	63 47
												303	A	Incarinate Word	57 35
												323	A	Northwestern St.	61 53
												331	H	Sam Houston St.	69 44

LAST 12 Division I GAMES:															
285	A	Southeastern La.	70 78	303	A	Incarinate Word	57 35								
323	A	Northwestern St.	61 53	104	H	Lamar University	51 39								
128	A	SFA	46 59	331	H	Sam Houston St.	69 44								
205	H	Abilene Christian	63 45	285	H	Southeastern La.	63 47								
226	H	New Orleans	48 52	255	A	A&M-Corpus Christi	58 50								
254	A	Ni choll s St.	69 48	266	N	North Dakota St.	68 45								

Non-Div I Games: Central Baptist 75 34 Williams Baptist 77 31 Crowley's Ridge 106 23 Hendrix 79 22 Central Ark.

Average RPI Win:	295	WON-LOST	WINNING	LAST 10	STRENGTH OF	OPP. STRENGTH	TEAM	ADJ.	CONF.	ADJ CONF.
Average RPI Loss:	172	RECORD	PCT. RANK	GAMES	SCHEDULE	OF SCHEDULE	RPI	RPI	RPI	RPI
DIV. I ONLY	3- 18	321	3- 7	149	291	298	298	29	29	
DIV. I NON-CONF.	0- 11	337	0- 2	47	170	282	282	29	29	

TOTALS	RPI 1-25	RPI 26-50	W-L RECORDS	RPI 51-100	RPI 101-999	RPI 201+				
3- 18	0- 0	0- 2	OVERALL	0- 3	3- 13	3- 7				
2- 7	0- 0	0- 0	HOME	0- 1	2- 6	2- 4				
1- 11	0- 0	0- 2	AWAY	0- 2	1- 7	1- 3				
0- 0	0- 0	0- 0	NEUTRAL	0- 0	0- 0	0- 0				
0- 11	0- 0	0- 2	NON-CONFERENCE	0- 3	0- 6	0- 2				
0- 4	0- 0	0- 0	HOME	0- 1	0- 3	0- 1				
0- 7	0- 0	0- 2	AWAY	0- 2	0- 3	0- 1				
0- 0	0- 0	0- 0	NEUTRAL	0- 0	0- 0	0- 0				
3- 7	0- 0	0- 0	CONFERENCE	0- 0	3- 7	3- 5				
2- 3	0- 0	0- 0	HOME	0- 0	2- 3	2- 3				
1- 4	0- 0	0- 0	AWAY	0- 0	1- 4	1- 2				
0- 0	0- 0	0- 0	NEUTRAL	0- 0	0- 0	0- 0				

RPI 1-25				RPI 26-50				RPI 51-100				RPI 101+ Team's RPI: 298			
RPI	S	Opponent	Score	RPI	S	Opponent	Score	RPI	S	Opponent	Score	RPI	S	Opponent	Score
29	A	Virginia	59 103	29	A	West Virginia	52 102	53	A	Duquesne	58 83	118	H	Yale	62 75
44	A	West Virginia	52 102	65	H	Albany (NY)	60 72	82	A	Penn St.	66 83	119	H	Brown	55 78
												131	A	Saint Francis (PA)	59 87
												148	A	Robert Morris	47 66
												157	A	Hartford	52 68
												201	A	Stony Brook	55 60
												258	A	Fairleigh Dickinson	49 78
												263	H	Morgan St.	41 61
												264	H	LIU Brooklyn	54 61
												275	H	Mt. St. Mary's	56 68
												280	A	Sacred Heart	73 71
												280	H	Sacred Heart	69 59
												282	A	Bryant	50 66
												287	H	St. Francis Brooklyn	70 78
												313	A	Vermont	48 62
												325	H	Wagner	59 56

LAST 12 Division I GAMES:															
280	A	Sacred Heart	73 71	280	H	Sacred Heart	69 59	282	A	Bryant	50 66	325	H	Wagner	59 56
148	A	Robert Morris	47 66	282	A	Bryant	50 66	275	H	Mt. St. Mary's	56 68	313	A	Vermont	48 62
131	A	Saint Francis (PA)	59 87	275	H	Mt. St. Mary's	56 68	201	A	Stony Brook	55 60				
264	H	LIU Brooklyn	54 61	201	A	Stony Brook	55 60								
287	H	St. Francis Brooklyn	70 78												
258	A	Fairleigh Dickinson	49 78												

Non-Div I Games:

Central Conn. St.

C
e
n
t
r
a
l
M
i
c
h
.

Central Mich.				Through Games Of Feb. 3, 2018							
Average RPI	Win:	151	WON-LOST	WINNING	LAST 10	STRENGTH OF	OPP. STRENGTH	TEAM	ADJ.	CONF.	ADJ CONF.
Average RPI	Loss:	47	RECORD	PCT. RANK	GAMES	SCHEDULE	OF SCHEDULE	RPI	RPI	RPI	RPI
DIV. I ONLY		17- 3	12	10- 0	96	73	30	30	7	7	
DIV. I NON-CONF.		7- 3	74	0- 2	165	51	83	83	8	8	

TOTALS	RPI 1-25		RPI 26-50		W-L RECORDS		RPI 51-100		RPI 101-999		RPI 201+
17- 3	1- 0		1- 1		OVERALL		2- 2		13- 0		6- 0
7- 2	1- 0		0- 1		HOME		1- 1		5- 0		1- 0
8- 1	0- 0		1- 0		AWAY		1- 1		6- 0		4- 0
2- 0	0- 0		0- 0		NEUTRAL		0- 0		2- 0		1- 0
7- 3	0- 0		0- 1		NON-CONFERENCE		0- 2		7- 0		4- 0
2- 2	0- 0		0- 1		HOME		0- 1		2- 0		1- 0
3- 1	0- 0		0- 0		AWAY		0- 1		3- 0		2- 0
2- 0	0- 0		0- 0		NEUTRAL		0- 0		2- 0		1- 0
10- 0	1- 0		1- 0		CONFERENCE		2- 0		6- 0		2- 0
5- 0	1- 0		0- 0		HOME		1- 0		3- 0		0- 0
5- 0	0- 0		1- 0		AWAY		1- 0		3- 0		2- 0
0- 0	0- 0		0- 0		NEUTRAL		0- 0		0- 0		0- 0

RPI 1-25				RPI 26-50				Team's RPI: 30				RPI 51-100				RPI 101+			
RPI	S	Opponent	Score	RPI	S	Opponent	Score	RPI	S	Opponent	Score	RPI	S	Opponent	Score	RPI	S	Opponent	Score
18	H	Buffalo	86 79	37	H	Purdue	69 79	52	H	Quinnipiac	70 84	111	H	Western Mich.	74 70				
				39	A	Ball St.	69 65	53	A	Duquesne	61 64	117	N	Iowa St.	81 60				
								75	H	Ohio	82 58	121	H	Vanderbilt	92 75				
								94	A	Miami (OH)	84 66	132	A	SIUE	94 56				
												133	A	Northern Ill.	81 78				
												138	H	Kent St.	88 84				
												182	H	Bowling Green	90 54				
												208	A	Oakland	103 85				
												209	A	Eastern Mich.	95 72				
												218	A	Akron	95 86				
												250	N	San Diego St.	85 76				
												253	A	Indiana St.	77 67				
												262	H	Col. of Charleston	79 58				
LAST 12 Division I GAMES:																			
209	A	Eastern Mich.	95 72	182	H	Bowling Green	90 54												
18	H	Buffalo	86 79	94	A	Miami (OH)	84 66												
111	H	Western Mich.	74 70	75	H	Ohio	82 58												
218	A	Akron	95 86	39	A	Ball St.	69 65												
133	A	Northern Ill.	81 78	52	H	Quinnipiac	70 84												
138	H	Kent St.	88 84	53	A	Duquesne	61 64												

Non-Di v I Games: Aquinas 96 47

Central Mich.

C
e
n
t
r
a
l
M
i
c
h
.

Average RPI Win:	310	WON-LOST	WINNING	LAST 10	STRENGTH OF	OPP. STRENGTH	TEAM	ADJ.	CONF.	ADJ CONF.
Average RPI Loss:	197	RECORD	PCT. RANK	GAMES	SCHEDULE	OF SCHEDULE	RPI	RPI	RPI	RPI
DIV. I ONLY	6- 12	261	4- 6	329	328	315	315	28	28	
DIV. I NON-CONF.	2- 6	280	1- 1	329	269	334	334	28	28	

TOTALS	RPI 1-25	RPI 26-50	W-L RECORDS	RPI 51-100	RPI 101-999	RPI 201+				
6- 12	0- 0	0- 0	OVERALL	0- 1	6- 11	6- 6				
3- 5	0- 0	0- 0	HOME	0- 0	3- 5	3- 3				
3- 6	0- 0	0- 0	AWAY	0- 0	3- 2	3- 2				
0- 1	0- 0	0- 0	NEUTRAL	0- 0	0- 1	0- 0				
2- 6	0- 0	0- 0	NON-CONFERENCE	0- 1	2- 5	2- 3				
1- 2	0- 0	0- 0	HOME	0- 0	1- 2	1- 2				
1- 3	0- 0	0- 0	AWAY	0- 1	1- 2	1- 1				
0- 1	0- 0	0- 0	NEUTRAL	0- 0	0- 1	0- 0				
4- 6	0- 0	0- 0	CONFERENCE	0- 0	4- 6	4- 3				
2- 3	0- 0	0- 0	HOME	0- 0	2- 3	2- 1				
2- 3	0- 0	0- 0	AWAY	0- 0	2- 3	2- 2				
0- 0	0- 0	0- 0	NEUTRAL	0- 0	0- 0	0- 0				

RPI 1-25				RPI 26-50				RPI 51-100				RPI 101+				Team's RPI: 315
RPI	S	Opponent	Score	RPI	S	Opponent	Score	RPI	S	Opponent	Score	RPI	S	Opponent	Score	
								71	A	Georgi a Tech	51 78	107	A	Li berty	53 63	
												134	A	Cl emson	30 66	
												147	H	Hi gh Poi nt	74 75	
												157	N	Hartford	43 62	
												170	H	Radford	56 61	
												217	A	Gardner-Webb	52 68	
												242	A	Campbel l	49 58	
												246	H	UNC Asheville	61 78	
												256	A	Presbyteri an	64 61	
												261	H	Li pscomb	54 58	
												272	A	Wofford	68 45	
												288	A	FIU	70 77	
												293	H	Coppin St.	72 58	
												327	H	South Carolina St.	58 60	
												339	H	Wi nthrop	81 45	
												349	A	Longwood	78 61	
												349	H	Longwood	73 57	

LAST 12 Division I GAMES:																
349	A	Longwood	78 61	170	H	Radford	56 61									
256	A	Presbyteri an	64 61	242	A	Campbel l	49 58									
147	H	Hi gh Poi nt	74 75	107	A	Li berty	53 63									
246	H	UNC Asheville	61 78	349	H	Longwood	73 57									
217	A	Gardner-Webb	52 68	272	A	Wofford	68 45									
339	H	Wi nthrop	81 45	71	A	Georgi a Tech	51 78									

Non-Div I Games: Erskine 79 43 Southern Wesleyan 94 56

Charleston So.

Average RPI Win:	235	WON-LOST	WINNING	LAST 10	STRENGTH OF	OPP. STRENGTH	TEAM	ADJ.	CONF.	ADJ CONF.
Average RPI Loss:	116	RECORD	PCT. RANK	GAMES	SCHEDULE	OF SCHEDULE	RPI	RPI	RPI	RPI
DIV. I ONLY	8- 13	239	5- 5	84	192	181	181	18	18	
DIV. I NON-CONF.	4- 9	249	1- 3	71	122	204	204	19	19	

TOTALS	RPI 1-25	RPI 26-50	W-L RECORDS	RPI 51-100	RPI 101-999	RPI 201+				
8- 13	0- 2	0- 1	OVERALL	1- 2	7- 8	5- 2				
5- 3	0- 1	0- 0	HOME	1- 1	4- 1	3- 0				
3- 8	0- 0	0- 0	AWAY	0- 1	3- 7	2- 2				
0- 2	0- 1	0- 1	NEUTRAL	0- 0	0- 0	0- 0				
4- 9	0- 2	0- 1	NON-CONFERENCE	1- 2	3- 4	3- 1				
3- 2	0- 1	0- 0	HOME	1- 1	2- 0	2- 0				
1- 5	0- 0	0- 0	AWAY	0- 1	1- 4	1- 1				
0- 2	0- 1	0- 1	NEUTRAL	0- 0	0- 0	0- 0				
4- 4	0- 0	0- 0	CONFERENCE	0- 0	4- 4	2- 1				
2- 1	0- 0	0- 0	HOME	0- 0	2- 1	1- 0				
2- 3	0- 0	0- 0	AWAY	0- 0	2- 3	1- 1				
0- 0	0- 0	0- 0	NEUTRAL	0- 0	0- 0	0- 0				

RPI 1-25				RPI 26-50				RPI 51-100				RPI 101+ Team's RPI: 181			
RPI	S	Opponent	Score	RPI	S	Opponent	Score	RPI	S	Opponent	Score	RPI	S	Opponent	Score
17	H	Rutgers	54 77	42	N	South Dakota St.	70 71	53	H	Duquesne	75 72	102	A	Wake Forest	69 71
25	N	Iowa	64 77					61	H	Mercer	74 90	108	H	Rice	55 62
								97	A	Arkansas	72 73	122	A	UTEP	58 67
												130	A	Middle Tenn.	45 64
												153	A	Davidson	66 68
												159	A	Southern Miss.	85 79
												159	H	Southern Miss.	66 56
												184	A	Wisconsin	66 80
												220	A	East Carolina	55 58
												246	A	UNC Asheville	51 47
												252	A	North Texas	68 73
												293	H	Coppin St.	78 49
												310	A	Old Dominion	63 60
												327	H	South Carolina St.	64 49
												329	H	Marshall	67 61

LAST 12 Division I GAMES:															
329	H	Marshall	67 61	310	A	Old Dominion	63 60	159	H	Southern Miss.	66 56	61	H	Mercer	74 90
130	A	Middle Tenn.	45 64	159	H	Southern Miss.	66 56	327	H	South Carolina St.	64 49	153	A	Davidson	66 68
159	A	Southern Miss.	85 79	61	H	Mercer	74 90	102	A	Wake Forest	69 71	108	H	Rice	55 62
108	H	Rice	55 62	327	H	South Carolina St.	64 49					122	A	UTEP	58 67
252	A	North Texas	68 73	153	A	Davidson	66 68					130	A	Middle Tenn.	45 64
122	A	UTEP	58 67	102	A	Wake Forest	69 71					153	A	Davidson	66 68

Non-Div I Games:

Charlotte

Average RPI	Win:	193	WON-LOST	WINNING	LAST 10	STRENGTH OF	OPP. STRENGTH	TEAM	ADJ.	CONF.	ADJ CONF.
Average RPI	Loss:	89	RECORD	PCT. RANK	GAMES	SCHEDULE	OF SCHEDULE	RPI	RPI	RPI	RPI
DIV. I ONLY		15- 8		83	7- 3	139	99	92	92	17	17
DIV. I NON-CONF.		9- 5		99	2- 1	54	39	61	61	16	16

TOTALS	RPI 1-25		RPI 26-50		W-L RECORDS	RPI 51-100		RPI 101-999		RPI 201+	
15- 8	0- 1		1- 2		OVERALL	1- 2		13- 3		7- 0	
7- 3	0- 0		1- 1		HOME	0- 2		6- 0		4- 0	
5- 4	0- 1		0- 0		AWAY	1- 0		4- 3		3- 0	
3- 1	0- 0		0- 1		NEUTRAL	0- 0		3- 0		0- 0	
9- 5	0- 1		1- 2		NON-CONFERENCE	1- 1		7- 1		2- 0	
4- 2	0- 0		1- 1		HOME	0- 1		3- 0		2- 0	
2- 2	0- 1		0- 0		AWAY	1- 0		1- 1		0- 0	
3- 1	0- 0		0- 1		NEUTRAL	0- 0		3- 0		0- 0	
6- 3	0- 0		0- 0		CONFERENCE	0- 1		6- 2		5- 0	
3- 1	0- 0		0- 0		HOME	0- 1		3- 0		2- 0	
3- 2	0- 0		0- 0		AWAY	0- 0		3- 2		3- 0	
0- 0	0- 0		0- 0		NEUTRAL	0- 0		0- 0		0- 0	

RPI	S	Opponent	Score	RPI	S	Opponent	Score	RPI	S	Opponent	Score	RPI	S	Opponent	Score
12	A	Green Bay	30 60	38	H	FGCU	68 61	61	H	Mercer	50 71	106	N	Auburn	50 41
				46	N	Princeton	49 59	63	H	Virginia Tech	44 64	123	N	Georgetown	54 41
				48	H	UCF	57 58	69	A	Indiana	64 61	140	A	ETSU	58 65
												155	A	Stetson	67 78
												168	H	Samford	68 58
												175	A	Florida	65 60
												183	N	Northwestern	61 44
												186	H	Hampton	64 52
												187	A	Furman	57 58
												212	H	UT Martin	87 82
												232	A	UNCG	73 57
												232	H	UNCG	49 42
												256	H	Presbyterian	71 51
												272	A	Wofford	54 47
												322	A	Western Caro.	58 41
												322	H	Western Caro.	47 32

LAST 12 Division I GAMES:															
232	A	UNCG	73 57	140	A	ETSU	58 65								
322	A	Western Caro.	58 41	322	H	Western Caro.	47 32								
61	H	Mercer	50 71	232	H	UNCG	49 42								
168	H	Samford	68 58	186	H	Hampton	64 52								
187	A	Furman	57 58	46	N	Princeton	49 59								
272	A	Wofford	54 47	175	A	Florida	65 60								

Non-Div I Games:

Chattanooga

Average RPI Win:	0	WON-LOST	WINNING	LAST 10	STRENGTH OF	OPP. STRENGTH	TEAM	ADJ.	CONF.	ADJ CONF.
Average RPI Loss:	206	RECORD	PCT. RANK	GAMES	SCHEDULE	OF SCHEDULE	RPI	RPI	RPI	RPI
DIV. I ONLY	0- 23	349	0- 10	229	338	345	345	30	30	
DIV. I NON-CONF.	0- 15	337	0- 4	190	292	337	337	30	30	

TOTALS	RPI 1-25	RPI 26-50	W-L RECORDS	RPI 51-100	RPI 101-999	RPI 201+				
0- 23	0- 0	0- 0	OVERALL	0- 2	0- 21	0- 13				
0- 11	0- 0	0- 0	HOME	0- 0	0- 11	0- 7				
0- 11	0- 0	0- 0	AWAY	0- 2	0- 9	0- 5				
0- 1	0- 0	0- 0	NEUTRAL	0- 0	0- 1	0- 1				
0- 15	0- 0	0- 0	NON-CONFERENCE	0- 2	0- 13	0- 5				
0- 7	0- 0	0- 0	HOME	0- 0	0- 7	0- 3				
0- 7	0- 0	0- 0	AWAY	0- 2	0- 5	0- 1				
0- 1	0- 0	0- 0	NEUTRAL	0- 0	0- 1	0- 1				
0- 8	0- 0	0- 0	CONFERENCE	0- 0	0- 8	0- 8				
0- 4	0- 0	0- 0	HOME	0- 0	0- 4	0- 4				
0- 4	0- 0	0- 0	AWAY	0- 0	0- 4	0- 4				
0- 0	0- 0	0- 0	NEUTRAL	0- 0	0- 0	0- 0				

RPI 1-25				RPI 26-50				RPI 51-100				RPI 101+ Team's RPI: 345					
RPI	S	Opponent	Score	RPI	S	Opponent	Score	RPI	S	Opponent	Score	RPI	S	Opponent	Score		
								88	A	Kansas St.	51	99	105	A	Western Ill.	54	71
								93	A	Wright St.	39	84	105	H	Western Ill.	45	83
													115	H	Milwaukee	59	84
													133	H	Northern Ill.	59	80
													142	A	Pittsburgh	49	87
													152	A	Wichita St.	63	66
													183	H	Northwestern	36	63
													195	A	Illinois	56	66
													206	H	Seattle U	56	63
													207	N	Oral Roberts	43	73
													216	H	Morehead St.	40	79
													238	A	New Mexico St.	59	74
													241	A	CSU Bakersfield	49	63
													241	H	CSU Bakersfield	36	63
													278	A	Grand Canyon	36	64
													278	H	Grand Canyon	43	59
													286	A	Valparaiso	60	71
													294	H	Jackson St.	69	87
													306	H	Utah Valley	30	68
													318	H	Loyola Chicago	28	46
													321	A	UTRGV	44	81

LAST 12 Division I GAMES:																	
278	H	Grand Canyon	43	59	206	H	Seattle U	56	63								
241	H	CSU Bakersfield	36	63	238	A	New Mexico St.	59	74								
321	A	UTRGV	44	81	142	A	Pittsburgh	49	87								
241	A	CSU Bakersfield	49	63	115	H	Milwaukee	59	84								
278	A	Grand Canyon	36	64	88	A	Kansas St.	51	99								
306	H	Utah Valley	30	68	207	N	Oral Roberts	43	73								

Non-Div I Games:

Chicago St.

Average RPI Win:	207	WON-LOST	WINNING	LAST 10	STRENGTH OF	OPP. STRENGTH	TEAM	ADJ.	CONF.	ADJ CONF.
Average RPI Loss:	121	RECORD	PCT. RANK	GAMES	SCHEDULE	OF SCHEDULE	RPI	RPI	RPI	RPI
DIV. I ONLY	12- 9	130	6- 4	174	102	165	165	8	8	
DIV. I NON-CONF.	7- 5	132	2- 1	262	140	218	218	7	7	

TOTALS	RPI 1-25	RPI 26-50	W-L RECORDS	RPI 51-100	RPI 101-999	RPI 201+				
12- 9	0- 1	1- 2	OVERALL	1- 0	10- 6	7- 2				
8- 6	0- 1	0- 2	HOME	1- 0	7- 3	4- 1				
4- 3	0- 0	1- 0	AWAY	0- 0	3- 3	3- 1				
0- 0	0- 0	0- 0	NEUTRAL	0- 0	0- 0	0- 0				
7- 5	0- 1	0- 0	NON-CONFERENCE	1- 0	6- 4	5- 1				
6- 3	0- 1	0- 0	HOME	1- 0	5- 2	4- 0				
1- 2	0- 0	0- 0	AWAY	0- 0	1- 2	1- 1				
0- 0	0- 0	0- 0	NEUTRAL	0- 0	0- 0	0- 0				
5- 4	0- 0	1- 2	CONFERENCE	0- 0	4- 2	2- 1				
2- 3	0- 0	0- 2	HOME	0- 0	2- 1	0- 1				
3- 1	0- 0	1- 0	AWAY	0- 0	2- 1	2- 0				
0- 0	0- 0	0- 0	NEUTRAL	0- 0	0- 0	0- 0				

RPI 1-25				RPI 26-50				RPI 51-100				RPI 101+ Team's RPI: 165			
RPI	S	Opponent	Score	RPI	S	Opponent	Score	RPI	S	Opponent	Score	RPI	S	Opponent	Score
7	H	Ohio St.	76 87	28	H	South Fla.	46 69	94	H	Miami (OH)	73 62	131	H	Saint Francis (PA)	73 77
				45	A	Houston	88 82					140	A	ETSU	77 87
				48	H	UCF	38 50					142	H	Pittsburgh	46 66
												171	A	Tulsa	51 64
												173	H	Temple	80 72
												174	H	Memphis	64 53
												182	H	Bowling Green	75 51
												202	A	Xavier	50 53
												214	A	SMU	58 40
												219	H	Southeast Mo. St.	65 52
												220	A	East Carolina	66 54
												220	H	East Carolina	70 79
												260	H	Howard	87 53
												285	H	Southeastern La.	82 43
												307	H	Eastern Ky.	64 53
												310	A	Old Dominion	54 33

LAST 12 Division I GAMES:															
				48	H	UCF	38 50	171	A	Tulsa	51 64				
				220	H	East Carolina	70 79	28	H	South Fla.	46 69				
				214	A	SMU	58 40	220	A	East Carolina	66 54				
				174	H	Memphis	64 53	182	H	Bowling Green	75 51				
				173	H	Temple	80 72	7	H	Ohio St.	76 87				
				45	A	Houston	88 82	260	H	Howard	87 53				

Non-Div I Games: Slippery Rock 85 52

Cincinnati

Clemson				Through Games Of Feb. 3, 2018												
Average RPI Win:		246	WON-LOST RECORD		WINNING PCT. RANK		LAST 10 GAMES		STRENGTH OF SCHEDULE		OPP. STRENGTH OF SCHEDULE		TEAM RPI	ADJ. RPI	CONF. RPI	ADJ CONF. RPI
Average RPI Loss:		50														
DIV. I ONLY		11- 12		187		1- 9		81		74		134	134	1	1	
DIV. I NON-CONF.		10- 3		51		1- 1		225		296		111	111	1	1	

TOTALS		RPI 1-25		RPI 26-50		W-L RECORDS		RPI 51-100		RPI 101-999		RPI 201+				
11- 12		0- 5		0- 2		OVERALL		1- 3		10- 2		7- 0				
7- 5		0- 3		0- 0		HOME		0- 1		7- 1		5- 0				
3- 5		0- 1		0- 2		AWAY		1- 2		2- 0		1- 0				
1- 2		0- 1		0- 0		NEUTRAL		0- 0		1- 1		1- 0				
10- 3		0- 2		0- 0		NON-CONFERENCE		1- 0		9- 1		7- 0				
6- 1		0- 1		0- 0		HOME		0- 0		6- 0		5- 0				
3- 0		0- 0		0- 0		AWAY		1- 0		2- 0		1- 0				
1- 2		0- 1		0- 0		NEUTRAL		0- 0		1- 1		1- 0				
1- 9		0- 3		0- 2		CONFERENCE		0- 3		1- 1		0- 0				
1- 4		0- 2		0- 0		HOME		0- 1		1- 1		0- 0				
0- 5		0- 1		0- 2		AWAY		0- 2		0- 0		0- 0				
0- 0		0- 0		0- 0		NEUTRAL		0- 0		0- 0		0- 0				

RPI 1-25				RPI 26-50				RPI 51-100				RPI 101+ Team's RPI: 134				
RPI	S	Opponent	Score	RPI	S	Opponent	Score	RPI	S	Opponent	Score	RPI	S	Opponent	Score	
2	A	Notre Dame	37 90	29	A	Virginia	41 70	54	A	Nebraska	67 66	120	N	Central Ark.	47 53	
6	H	Florida St.	47 69	35	A	Syracuse	51 86	60	H	Miami (FL)	60 72	142	H	Pittsburgh	42 58	
13	H	NC State	41 62					71	A	Georgia Tech	33 66	176	H	Jacksonville St.	53 45	
18	N	Buffalo	41 61					84	A	North Carolina	52 59	188	A	Louisiana Tech	55 47	
21	H	South Carolina	36 66									199	H	Boston College	65 61	
												265	H	Prairie View	64 58	
												288	A	FIU	67 65	
												292	H	Kennesaw St.	41 28	
												295	H	Monmouth	57 54	
												304	N	Detroit Mercy	72 44	
												315	H	Charleston So.	66 30	
												327	H	South Carolina St.	56 48	

LAST 12 Division I GAMES:																
142	H	Pittsburgh	42 58	84	A	North Carolina	52 59									
13	H	NC State	41 62	29	A	Virginia	41 70									
35	A	Syracuse	51 86	6	H	Florida St.	47 69									
2	A	Notre Dame	37 90	71	A	Georgia Tech	33 66									
199	H	Boston College	65 61	288	A	FIU	67 65									
60	H	Miami (FL)	60 72	120	N	Central Ark.	47 53									

Cleveland and St.

Cleveland and St.				Through Games Of Feb. 3, 2018						
Average RPI Win:	235	WON-LOST	WINNING	LAST 10	STRENGTH OF	OPP. STRENGTH	TEAM	ADJ.	CONF.	ADJ CONF.
Average RPI Loss:	87	RECORD	PCT. RANK	GAMES	SCHEDULE	OF SCHEDULE	RPI	RPI	RPI	RPI
DIV. I ONLY	16- 7	68	6- 4	247	156	126	126	11	11	
DIV. I NON-CONF.	8- 3	65	0- 0	218	194	101	101	13	13	

TOTALS	RPI 1-25	RPI 26-50	W-L RECORDS	RPI 51-100	RPI 101-999	RPI 201+				
16- 7	0- 1	0- 1	OVERALL	2- 3	14- 2	13- 1				
9- 3	0- 0	0- 1	HOME	2- 1	7- 1	7- 1				
6- 3	0- 1	0- 0	AWAY	0- 1	6- 1	6- 0				
1- 1	0- 0	0- 0	NEUTRAL	0- 1	1- 0	0- 0				
8- 3	0- 0	0- 1	NON-CONFERENCE	1- 2	7- 0	6- 0				
4- 1	0- 0	0- 1	HOME	1- 0	3- 0	3- 0				
3- 1	0- 0	0- 0	AWAY	0- 1	3- 0	3- 0				
1- 1	0- 0	0- 0	NEUTRAL	0- 1	1- 0	0- 0				
8- 4	0- 1	0- 0	CONFERENCE	1- 1	7- 2	7- 1				
5- 2	0- 0	0- 0	HOME	1- 1	4- 1	4- 1				
3- 2	0- 1	0- 0	AWAY	0- 0	3- 1	3- 0				
0- 0	0- 0	0- 0	NEUTRAL	0- 0	0- 0	0- 0				

RPI 1-25				RPI 26-50				RPI 51-100				RPI 101+ Team's RPI: 126			
RPI	S	Opponent	Score	RPI	S	Opponent	Score	RPI	S	Opponent	Score	RPI	S	Opponent	Score
12	A	Green Bay	43 69	39	H	Ball St.	64 76	62	A	Toledo	56 65	115	A	Milwaukee	72 79
								64	H	IUPUI	64 77	150	N	Louisiana	54 45
								75	H	Ohio	71 64	208	A	Oakland	86 66
								89	N	Saint Louis	64 80	208	H	Oakland	70 62
								93	H	Wright St.	71 70	209	H	Eastern Mich.	77 65
												228	H	Youngstown St.	52 66
												230	A	Bradley	67 65
												233	A	Niagara	70 61
												240	A	Northern Ky.	70 65
												240	H	Northern Ky.	72 49
												273	A	Illinois St.	56 47
												304	A	Detroit Mercy	90 76
												304	H	Detroit Mercy	75 50
												314	H	Ill. -Chicago	70 67
												329	H	Marshall	85 76
												346	H	Eastern Ill.	77 69
LAST 12 Division I GAMES:															
208	A	Oakland	86 66	12	A	Green Bay	43 69	115	A	Milwaukee	72 79				
304	A	Detroit Mercy	90 76	314	H	Ill. -Chicago	70 67	64	H	IUPUI	64 77				
240	H	Northern Ky.	72 49	304	H	Detroit Mercy	75 50	208	H	Oakland	70 62				
93	H	Wright St.	71 70												
228	H	Youngstown St.	52 66												
240	A	Northern Ky.	70 65												

Non-Div I Games:

Cleveland and St.

Cleveland and St.

Average RPI Win: **264**
 Average RPI Loss: **175**

WON-LOST
RECORD

WINNING
PCT. RANK

LAST 10
GAMES

STRENGTH OF
SCHEDULE

OPP. STRENGTH
OF SCHEDULE

TEAM
RPI

ADJ.
RPI

CONF.
RPI

ADJ CONF.
RPI

DIV. I ONLY	9- 12	219	3- 7	285	257	279	279	23	23
DIV. I NON-CONF.	4- 5	202	0- 0	332	234	328	328	23	23
TOTALS	RPI 1-25	RPI 26-50	W-L RECORDS	RPI 51-100	RPI 101-999	RPI 201+			
9- 12	0- 0	0- 1	OVERALL	0- 1	9- 10	6- 5			
8- 4	0- 0	0- 0	HOME	0- 0	8- 4	6- 3			
1- 5	0- 0	0- 0	AWAY	0- 0	1- 5	0- 1			
0- 3	0- 0	0- 1	NEUTRAL	0- 1	0- 1	0- 1			
4- 5	0- 0	0- 1	NON-CONFERENCE	0- 1	4- 3	4- 3			
4- 2	0- 0	0- 0	HOME	0- 0	4- 2	4- 2			
0- 0	0- 0	0- 0	AWAY	0- 0	0- 0	0- 0			
0- 3	0- 0	0- 1	NEUTRAL	0- 1	0- 1	0- 1			
5- 7	0- 0	0- 0	CONFERENCE	0- 0	5- 7	2- 2			
4- 2	0- 0	0- 0	HOME	0- 0	4- 2	2- 1			
1- 5	0- 0	0- 0	AWAY	0- 0	1- 5	0- 1			
0- 0	0- 0	0- 0	NEUTRAL	0- 0	0- 0	0- 0			

RPI 1-25	RPI 26-50	RPI 51-100	RPI 101+	Team's RPI: 279
RPI S Opponent Score	RPI S Opponent Score	RPI S Opponent Score	RPI S Opponent Score	
	35 N Syracuse 57 69	54 N Nebraska 47 55	101 A South Ala. 62 68	
			129 H Little Rock 49 51	
			145 A Texas St. 69 78	
			145 H Texas St. 65 64	
			150 A Louisiana 55 59	
			194 A Troy 97 92	
			200 A UT Arlington 63 65	
			200 H UT Arlington 89 76	
			213 H Arkansas St. 63 70	
			232 H UNCG 54 60	
			252 N North Texas 34 50	
			262 H Col. of Charleston 70 72	
			272 H Wofford 67 51	
			281 H UNCW 57 41	
			316 H Georgia St. 64 49	
			317 H Fort Wayne 67 58	
			319 H Ga. Southern 54 51	
			332 A La.-Monroe 56 62	
			333 H N.C. Central 68 65	
LAST 12 Division I GAMES:				
200 A UT Arlington 63 65	316 H Georgia St. 64 49			
145 A Texas St. 69 78	319 H Ga. Southern 54 51			
129 H Little Rock 49 51	150 A Louisiana 55 59			
213 H Arkansas St. 63 70	332 A La.-Monroe 56 62			
194 A Troy 97 92	145 H Texas St. 65 64			
101 A South Ala. 62 68	200 H UT Arlington 89 76			

Non-Div I Games: Lees-McRae 73 47 Allen 93 49

Coastal Caro.

Loss, **Non-Conf**, **S Site**, **H Home** **A Away** **N Neutral**

Average RPI Win: 263		WON-LOST RECORD	WINNING PCT. RANK	LAST 10 GAMES	STRENGTH OF SCHEDULE	OPP. STRENGTH OF SCHEDULE	TEAM RPI	ADJ. RPI	CONF. RPI	ADJ CONF. RPI
Average RPI Loss: 141										
DIV. I ONLY		5- 17	304	1- 9	136	200	262	262	10	10
DIV. I NON-CONF.		4- 7	226	0- 1	189	189	228	228	12	12
TOTALS		RPI 1-25	RPI 26-50	W-L RECORDS	RPI 51-100	RPI 101-999	RPI 201+			
5- 17	0- 1		0- 1	OVERALL	0- 4	5- 11	5- 5			
2- 9	0- 0		0- 0	HOME	0- 2	2- 7	2- 4			
3- 8	0- 1		0- 1	AWAY	0- 2	3- 4	3- 1			
0- 0	0- 0		0- 0	NEUTRAL	0- 0	0- 0	0- 0			
4- 7	0- 1		0- 1	NON-CONFERENCE	0- 1	4- 4	4- 2			
2- 3	0- 0		0- 0	HOME	0- 0	2- 3	2- 2			
2- 4	0- 1		0- 1	AWAY	0- 1	2- 1	2- 0			
0- 0	0- 0		0- 0	NEUTRAL	0- 0	0- 0	0- 0			
1- 10	0- 0		0- 0	CONFERENCE	0- 3	1- 7	1- 3			
0- 6	0- 0		0- 0	HOME	0- 2	0- 4	0- 2			
1- 4	0- 0		0- 0	AWAY	0- 1	1- 3	1- 1			
0- 0	0- 0		0- 0	NEUTRAL	0- 0	0- 0	0- 0			

RPI 1-25				RPI 26-50				RPI 51-100				RPI 101+				Team's RPI: 262	
RPI	S	Opponent	Score	RPI	S	Opponent	Score	RPI	S	Opponent	Score	RPI	S	Opponent	Score		
21	A	South Carolina	43 69	30	A	Central Mich.	58 79	56	A	Michigan St.	43 107	102	H	Wake Forest	40 77		
								73	H	Elon	55 77	125	H	Delaware	59 68		
								83	A	James Madison	53 67	143	A	William & Mary	66 79		
								83	H	James Madison	45 67	143	H	William & Mary	54 68		
												151	A	Northeastern	37 59		
												187	A	Furman	58 72		
												210	A	Hofstra	60 65		
												210	H	Hofstra	60 75		
												237	A	North Florida	73 69		
												242	H	Campbell	45 53		
												261	H	Lipscomb	85 69		
												267	A	Towson	80 67		
												267	H	Towson	58 83		
												269	H	Appalachian St.	70 76		
												272	H	Wofford	59 51		
												279	A	Coastal Caro.	72 70		
LAST 12 Division I GAMES:																	
				73	H	Elon	55 77	151	A	Northeastern	37 59						
				83	A	James Madison	53 67	125	H	Delaware	59 68						
				143	A	William & Mary	66 79	210	H	Hofstra	60 75						
				267	H	Towson	58 83	267	A	Towson	80 67						
				83	H	James Madison	45 67	143	H	William & Mary	54 68						
				210	A	Hofstra	60 65	102	H	Wake Forest	40 77						

Non-Div I Games:

Col. of Charleston

Loss, Non-Conf, S Site, H Home A Away N Neutral

C
o
l
l
e
g
e

Colgate		Through Games Of Feb. 3, 2018									
Average RPI	Win: 293	WON-LOST	WINNING	LAST 10	STRENGTH OF	OPP. STRENGTH	TEAM	ADJ.	CONF.	ADJ CONF.	
Average RPI	Loss: 149	RECORD	PCT. RANK	GAMES	SCHEDULE	OF SCHEDULE	RPI	RPI	RPI	RPI	
DIV. I ONLY	4- 18	313	0- 10	135	266	271	271	15	15		
DIV. I NON-CONF.	4- 7	226	0- 1	237	313	237	237	18	18		

TOTALS	RPI 1-25	RPI 26-50	W-L RECORDS	RPI 51-100	RPI 101-999	RPI 201+					
4- 18	0- 0	0- 2	OVERALL	0- 4	4- 12	4- 6					
1- 9	0- 0	0- 0	HOME	0- 2	1- 7	1- 3					
3- 9	0- 0	0- 2	AWAY	0- 2	3- 5	3- 3					
0- 0	0- 0	0- 0	NEUTRAL	0- 0	0- 0	0- 0					
4- 7	0- 0	0- 2	NON-CONFERENCE	0- 0	4- 5	4- 2					
1- 3	0- 0	0- 0	HOME	0- 0	1- 3	1- 1					
3- 4	0- 0	0- 2	AWAY	0- 0	3- 2	3- 1					
0- 0	0- 0	0- 0	NEUTRAL	0- 0	0- 0	0- 0					
0- 11	0- 0	0- 0	CONFERENCE	0- 4	0- 7	0- 4					
0- 6	0- 0	0- 0	HOME	0- 2	0- 4	0- 2					
0- 5	0- 0	0- 0	AWAY	0- 2	0- 3	0- 2					
0- 0	0- 0	0- 0	NEUTRAL	0- 0	0- 0	0- 0					

RPI 1-25				RPI 26-50				RPI 51-100				RPI 101+ Team's RPI: 271			
RPI	S	Opponent	Score	RPI	S	Opponent	Score	RPI	S	Opponent	Score	RPI	S	Opponent	Score
				33	A	Arizona St.	54 65	67	A	American	44 67	118	A	Yale	56 82
				35	A	Syracuse	39 79	67	H	American	55 77	119	H	Brown	73 83
								85	A	Navy	54 70	135	A	Bucknel I	57 77
								85	H	Navy	42 69	156	H	Lehigh	51 59
												180	H	Army West Point	54 62
												197	H	Siena	70 73
												204	H	Boston U.	49 62
												229	A	Loyola Maryland	55 70
												233	H	Niagara	44 81
												239	H	Holy Cross	64 71
												243	A	Lafayette	48 63
												258	A	Fairleigh Dickinson	51 61
												267	A	Towson	65 61
												270	A	Cornell	74 70
												289	A	Canisius	70 63
												347	H	UMass Lowell	84 64

LAST 12 Division I GAMES:															
				85	H	Navy	42 69	204	H	Boston U.	49 62				
				67	A	American	44 67	85	A	Navy	54 70				
				180	H	Army West Point	54 62	243	A	Lafayette	48 63				
				229	A	Loyola Maryland	55 70	67	H	American	55 77				
				156	H	Lehigh	51 59	239	H	Holy Cross	64 71				
				135	A	Bucknel I	57 77	233	H	Niagara	44 81				

Non-Div I Games:

Colgate

C
o
l
l
e
g
e

Average RPI Win:	186	WON-LOST	WINNING	LAST 10	STRENGTH OF	OPP. STRENGTH	TEAM	ADJ.	CONF.	ADJ CONF.
Average RPI Loss:	75	RECORD	PCT. RANK	GAMES	SCHEDULE	OF SCHEDULE	RPI	RPI	RPI	RPI
DIV. I ONLY	11- 10	162	3- 7	116	53	127	127	4	4	
DIV. I NON-CONF.	8- 2	45	0- 0	192	118	72	72	3	3	
TOTALS	RPI 1-25	RPI 26-50	W-L RECORDS	RPI 51-100	RPI 101-999	RPI 201+				
11- 10	0- 2	0- 3	OVERALL	2- 3	9- 2	4- 1				
6- 6	0- 2	0- 2	HOME	1- 1	5- 1	3- 0				
5- 4	0- 0	0- 1	AWAY	1- 2	4- 1	1- 1				
0- 0	0- 0	0- 0	NEUTRAL	0- 0	0- 0	0- 0				
8- 2	0- 0	0- 0	NON-CONFERENCE	1- 1	7- 1	3- 0				
5- 1	0- 0	0- 0	HOME	1- 0	4- 1	2- 0				
3- 1	0- 0	0- 0	AWAY	0- 1	3- 0	1- 0				
0- 0	0- 0	0- 0	NEUTRAL	0- 0	0- 0	0- 0				
3- 8	0- 2	0- 3	CONFERENCE	1- 2	2- 1	1- 1				
1- 5	0- 2	0- 2	HOME	0- 1	1- 0	1- 0				
2- 3	0- 0	0- 1	AWAY	1- 1	1- 1	0- 1				
0- 0	0- 0	0- 0	NEUTRAL	0- 0	0- 0	0- 0				

RPI	S	Opponent	Score	RPI	S	Opponent	Score	RPI	S	Opponent	Score	RPI	S	Opponent	Score	Team's RPI: 127
5	H	Oregon	55 74	33	A	Arizona St.	59 73	57	H	Oregon St.	71 86	103	H	George Mason	76 61	
10	H	UCLA	55 93	33	H	Arizona St.	47 72	60	H	Miami (FL)	67 61	109	A	Colorado St.	70 67	
				47	H	Southern Cal i forni a	51 86	81	A	Washington St.	75 89	112	H	Dartmouth	75 81	
								84	A	North Carol i na	80 87	141	A	Washi ngton	66 61	
								91	A	Utah	69 65	168	A	Samford	71 60	
												179	H	Fla. Atlantic	76 69	
												266	H	North Dakota St.	108 59	
												283	A	Ari zona	63 72	
												283	H	Ari zona	79 60	
												309	A	Ai r Force	68 43	
												341	H	Mi ssi ssi ppi Val .	85 48	
LAST 12 Division I GAMES:																
91	A	Utah	69 65	47	H	Southern Cal i forni a	51 86	141	A	Washington	66 61					
57	H	Oregon St.	71 86	81	A	Washington St.	75 89	283	H	Ari zona	79 60					
5	H	Oregon	55 74	33	A	Ari zona St.	59 73	33	H	Ari zona St.	47 72					
283	A	Ari zona	63 72	309	A	Ai r Force	68 43									
10	H	UCLA	55 93													

Non-Div I Games: Westminster (MO) 106 47

Colorado

Average RPI Win:	196	WON-LOST	WINNING	LAST 10	STRENGTH OF	OPP. STRENGTH	TEAM	ADJ.	CONF.	ADJ CONF.
Average RPI Loss:	119	RECORD	PCT. RANK	GAMES	SCHEDULE	OF SCHEDULE	RPI	RPI	RPI	RPI
DIV. I ONLY	15- 7	73	7- 3	156	129	109	109	16	16	
DIV. I NON-CONF.	7- 3	74	0- 0	110	154	107	107	14	14	

TOTALS	RPI 1-25	RPI 26-50	W-L RECORDS	RPI 51-100	RPI 101-999	RPI 201+				
15- 7	0- 0	2- 1	OVERALL	2- 2	11- 4	8- 0				
9- 5	0- 0	1- 1	HOME	1- 1	7- 3	6- 0				
6- 2	0- 0	1- 0	AWAY	1- 1	4- 1	2- 0				
0- 0	0- 0	0- 0	NEUTRAL	0- 0	0- 0	0- 0				
7- 3	0- 0	2- 1	NON-CONFERENCE	0- 0	5- 2	3- 0				
5- 3	0- 0	1- 1	HOME	0- 0	4- 2	3- 0				
2- 0	0- 0	1- 0	AWAY	0- 0	1- 0	0- 0				
0- 0	0- 0	0- 0	NEUTRAL	0- 0	0- 0	0- 0				
8- 4	0- 0	0- 0	CONFERENCE	2- 2	6- 2	5- 0				
4- 2	0- 0	0- 0	HOME	1- 1	3- 1	3- 0				
4- 2	0- 0	0- 0	AWAY	1- 1	3- 1	2- 0				
0- 0	0- 0	0- 0	NEUTRAL	0- 0	0- 0	0- 0				

RPI 1-25				RPI 26-50				RPI 51-100				RPI 101+				Team's RPI: 109
RPI	S	Opponent	Score	RPI	S	Opponent	Score	RPI	S	Opponent	Score	RPI	S	Opponent	Score	
				31	H	Oklahoma	46 78	76	A	Wyoming	64 53	116	H	BYU	56 54	
				34	A	Northern Colo.	55 44	76	H	Wyoming	49 53	127	H	Colorado	67 70	
				41	H	Gonzaga	65 49	77	H	New Mexico	74 71	146	A	Fresno St.	45 56	
								96	A	UNLV	52 56	161	H	Idaho	69 83	
												190	A	Nevada	65 59	
												192	A	Denver	61 56	
												193	H	Boise St.	58 62	
												249	H	San Jose St.	63 48	
												250	A	San Diego St.	65 63	
												250	H	San Diego St.	72 43	
												263	H	Morgan St.	60 44	
												265	H	Prairie View	71 59	
												290	H	Utah St.	56 45	
												309	A	Air Force	40 39	
												333	H	N.C. Central	85 48	

LAST 12 Division I GAMES:																
				190	A	Nevada	65 59	76	H	Wyoming	49 53					
				76	A	Wyoming	64 53	290	H	Utah St.	56 45					
				77	H	New Mexico	74 71	146	A	Fresno St.	45 56					
				250	H	San Diego St.	72 43	250	A	San Diego St.	65 63					
				96	A	UNLV	52 56	249	H	San Jose St.	63 48					
				309	A	Air Force	40 39	193	H	Boise St.	58 62					

Non-Div I Games: Eastern N.M. 75 35

Colorado St.

Average RPI Win: 235		WON-LOST	WINNING	LAST 10	STRENGTH OF	OPP. STRENGTH	TEAM	ADJ.	CONF.	ADJ CONF.	
Average RPI Loss: 111		RECORD	PCT. RANK	GAMES	SCHEDULE	OF SCHEDULE	RPI	RPI	RPI	RPI	
DIV. I ONLY		7- 14	261	2- 8		104	145	189	189	9	9
DIV. I NON-CONF.		6- 9	214	2- 4		118	150	169	169	9	9

TOTALS		RPI 1-25		RPI 26-50	W-L RECORDS		RPI 51-100	RPI 101-999		RPI 201+	
7- 14	0- 3		0- 3	OVERALL	0- 2		7- 6		4- 3		
3- 3	0- 1		0- 0	HOME	0- 0		3- 2		1- 2		
4- 8	0- 0		0- 2	AWAY	0- 2		4- 4		3- 1		
0- 3	0- 2		0- 1	NEUTRAL	0- 0		0- 0		0- 0		
6- 9	0- 3		0- 2	NON-CONFERENCE	0- 0		6- 4		3- 2		
3- 2	0- 1		0- 0	HOME	0- 0		3- 1		1- 1		
3- 4	0- 0		0- 1	AWAY	0- 0		3- 3		2- 1		
0- 3	0- 2		0- 1	NEUTRAL	0- 0		0- 0		0- 0		
1- 5	0- 0		0- 1	CONFERENCE	0- 2		1- 2		1- 1		
0- 1	0- 0		0- 0	HOME	0- 0		0- 1		0- 1		
1- 4	0- 0		0- 1	AWAY	0- 2		1- 1		1- 0		
0- 0	0- 0		0- 0	NEUTRAL	0- 0		0- 0		0- 0		

RPI 1-25				RPI 26-50				RPI 51-100				RPI 101+ Team's RPI: 189			
RPI	S	Opponent	Score	RPI	S	Opponent	Score	RPI	S	Opponent	Score	RPI	S	Opponent	Score
3	N	Mississippi St.	54 90	33	N	Arizona St.	48 72	74	A	Harvard	67 85	108	A	Ri ce	44 67
12	N	Green Bay	43 61	45	A	Houston	53 77	87	A	Penn	51 70	112	A	Dartmouth	65 88
18	H	Buffalo	63 65	46	A	Princeton	47 69					131	H	Saint Francis (PA)	94 81
												186	A	Hampton	58 60
												191	A	Provi dence	73 64
												199	H	Boston Col lege	68 60
												210	H	Hofstra	75 53
												215	H	Ri chmond	79 85
												270	A	Cornel I	72 54
												270	H	Cornel I	47 57
												313	A	Vermont	73 66
												330	A	UMBC	60 44
												347	A	UMass Lowel I	70 77
LAST 12 Division I GAMES:															
112	A	Dartmouth	65 88	186	A	Hampton	58 60								
74	A	Harvard	67 85	108	A	Ri ce	44 67								
270	A	Cornel I	72 54	45	A	Houston	53 77								
270	H	Cornel I	47 57	210	H	Hofstra	75 53								
87	A	Penn	51 70	18	H	Buffal o	63 65								
46	A	Princeton	47 69	131	H	Saint Francis (PA)	94 81								

Non-Div I Games:

Columbi a

Average RPI Win: 308
Average RPI Loss: 176

DIV. I ONLY	6- 16	286	5- 5	232	327	293	293	31	31
DIV. I NON-CONF.	1- 11	331	0- 2	126	195	297	297	31	31
TOTALS	RPI 1-25	RPI 26-50	W-L RECORDS	RPI 51-100	RPI 101-999	RPI 201+			
6- 16	0- 3	0- 1	OVERALL	0- 0	6- 12	6- 7			
6- 1	0- 1	0- 0	HOME	0- 0	6- 0	6- 0			
0- 13	0- 0	0- 0	AWAY	0- 0	0- 2	0- 2			
0- 2	0- 1	0- 0	NEUTRAL	0- 0	0- 1	0- 1			
1- 11	0- 3	0- 1	NON-CONFERENCE	0- 0	1- 7	1- 4			
1- 1	0- 1	0- 0	HOME	0- 0	1- 0	1- 0			
0- 8	0- 1	0- 1	AWAY	0- 0	0- 6	0- 3			
0- 2	0- 1	0- 0	NEUTRAL	0- 0	0- 1	0- 1			
5- 5	0- 0	0- 0	CONFERENCE	0- 0	5- 5	5- 3			
5- 0	0- 0	0- 0	HOME	0- 0	5- 0	5- 0			
0- 5	0- 0	0- 0	AWAY	0- 0	0- 5	0- 3			
0- 0	0- 0	0- 0	NEUTRAL	0- 0	0- 0	0- 0			

RPI 1-25				
RPI	S	Opponent	Score	
9	A	Baylor	54	100
16	N	Missouri	50	73
22	H	Maryland	49	113

RPI 26-50				
RPI	S	Opponent	Score	
44	A	West Virginia	43	101

RPI 51-100				
RPI	S	Opponent	Score	

Team's RPI: 293				
RPI	S	Opponent	Score	
128	A	SFA	59	72
130	A	Middle Tenn.	39	69
144	A	Bethune-Cookman	38	64
181	A	Charlotte	49	78
186	A	Hampton	35	67
223	A	N. C. A&T	63	64
224	A	Norfolk St.	57	71
245	N	Manhattan	56	74
263	H	Morgan St.	55	53
275	H	Mt. St. Mary's	68	54
300	H	UMES	69	63
308	A	VCU	47	62
310	A	Old Dominion	67	75
315	A	Charleston So.	58	72
327	H	South Carolina St.	56	39
333	A	N. C. Central	52	60
340	H	Florida A&M	62	56
342	H	Savannah St.	66	57

LAST 12 Division I GAMES:									
144	A	Bethune-Cookman	38	64	333	A	N. C. Central	52	60
186	A	Hampton	35	67	340	H	Florida A&M	62	56
300	H	UMES	69	63	342	H	Savannah St.	66	57
327	H	South Carolina St.	56	39	224	A	Norfolk St.	57	71
263	H	Morgan St.	55	53	22	H	Maryland	49	113
223	A	N. C. A&T	63	64	308	A	VCU	47	62

Non-Div I Games:

Coppi n St.

■ Loss, ■ Non-Conf, S Site, H Home A Away N Neutral

Average RPI Win:	274	WON-LOST	WINNING	LAST 10	STRENGTH OF	OPP. STRENGTH	TEAM	ADJ.	CONF.	ADJ CONF.
Average RPI Loss:	152	RECORD	PCT. RANK	GAMES	SCHEDULE	OF SCHEDULE	RPI	RPI	RPI	RPI
DIV. I ONLY	5- 14	289	3- 7	255	199	270	270	9	9	
DIV. I NON-CONF.	4- 9	249	2- 4	316	297	295	295	9	9	

TOTALS	RPI 1-25	RPI 26-50	W-L RECORDS	RPI 51-100	RPI 101-999	RPI 201+				
5- 14	0- 0	0- 2	OVERALL	0- 2	5- 10	3- 4				
1- 6	0- 0	0- 0	HOME	0- 0	1- 6	0- 3				
4- 8	0- 0	0- 2	AWAY	0- 2	4- 4	3- 1				
0- 0	0- 0	0- 0	NEUTRAL	0- 0	0- 0	0- 0				
4- 9	0- 0	0- 1	NON-CONFERENCE	0- 0	4- 8	3- 4				
1- 5	0- 0	0- 0	HOME	0- 0	1- 5	0- 3				
3- 4	0- 0	0- 1	AWAY	0- 0	3- 3	3- 1				
0- 0	0- 0	0- 0	NEUTRAL	0- 0	0- 0	0- 0				
1- 5	0- 0	0- 1	CONFERENCE	0- 2	1- 2	0- 0				
0- 1	0- 0	0- 0	HOME	0- 0	0- 1	0- 0				
1- 4	0- 0	0- 1	AWAY	0- 2	1- 1	0- 0				
0- 0	0- 0	0- 0	NEUTRAL	0- 0	0- 0	0- 0				

RPI 1-25				RPI 26-50				RPI 51-100				RPI 101+ Team's RPI: 270			
RPI	S	Opponent	Score	RPI	S	Opponent	Score	RPI	S	Opponent	Score	RPI	S	Opponent	Score
46	A	Princeton	54 75	54	A	Princeton	39 61	74	A	Harvard	58 80	112	A	Dartmouth	40 55
50	A	Drexel						87	A	Penn	48 68	142	A	Pittsburgh	39 51
												156	H	Lehigh	57 62
												158	A	New Hampshire	45 48
												164	H	Binghamton	58 66
												189	A	Columbia	57 47
												189	H	Columbia	54 72
												201	H	Stony Brook	48 40
												208	H	Oakland	77 79
												229	A	Loyola Maryland	63 78
												243	H	Lafayette	58 59
												271	H	Colgate	70 74
												289	A	Canisius	67 59
												344	A	NJIT	61 46
												347	A	UMass Lowell	71 53
LAST 12 Division I GAMES:															
74	A	Harvard	58 80	344	A	NJIT	61 46								
112	A	Dartmouth	40 55	347	A	UMass Lowell	71 53								
189	H	Columbia	54 72	158	A	New Hampshire	45 48								
189	A	Columbia	57 47	50	A	Drexel	39 61								
46	A	Princeton	54 75	164	H	Binghamton	58 66								
87	A	Penn	48 68	208	H	Oakland	77 79								

Non-Div I Games:

Cornell

Creighton				Through Games Of Feb. 3, 2018							
Average RPI	Win:	119	WON-LOST	WINNING	LAST 10	STRENGTH OF	OPP. STRENGTH	TEAM	ADJ.	CONF.	ADJ CONF.
Average RPI	Loss:	50	RECORD	PCT. RANK	GAMES	SCHEDULE	OF SCHEDULE	RPI	RPI	RPI	RPI
DIV. I ONLY			13- 9	124	5- 5	22	13	49	49	6	6
DIV. I NON-CONF.			6- 4	122	0- 0	15	11	40	40	6	6

TOTALS		RPI 1-25	RPI 26-50		W-L RECORDS		RPI 51-100	RPI 101-999	RPI 201+		
13- 9		0- 5	2- 0		OVERALL		5- 3	6- 1	2- 0		
8- 3		0- 3	2- 0		HOME		2- 0	4- 0	0- 0		
5- 4		0- 1	0- 0		AWAY		3- 3	2- 0	2- 0		
0- 2		0- 1	0- 0		NEUTRAL		0- 0	0- 1	0- 0		
6- 4		0- 2	1- 0		NON-CONFERENCE		2- 1	3- 1	1- 0		
3- 1		0- 1	1- 0		HOME		0- 0	2- 0	0- 0		
3- 1		0- 0	0- 0		AWAY		2- 1	1- 0	1- 0		
0- 2		0- 1	0- 0		NEUTRAL		0- 0	0- 1	0- 0		
7- 5		0- 3	1- 0		CONFERENCE		3- 2	3- 0	1- 0		
5- 2		0- 2	1- 0		HOME		2- 0	2- 0	0- 0		
2- 3		0- 1	0- 0		AWAY		1- 2	1- 0	1- 0		
0- 0		0- 0	0- 0		NEUTRAL		0- 0	0- 0	0- 0		

RPI 1-25				RPI 26-50				Team's RPI: 49				RPI 51-100				RPI 101+			
RPI	S	Opponent	Score	RPI	S	Opponent	Score					RPI	S	Opponent	Score	RPI	S	Opponent	Score
6	H	Florida St.	82 92	26	H	Villanova	69 54					54	A	Nebraska	64 49	123	H	Georgetown	69 58
10	N	UCLA	63 72	42	H	South Dakota St.	72 65					59	A	St. John's (NY)	65 72	141	N	Washington	64 67
23	A	DePaul	67 77									59	H	St. John's (NY)	53 39	152	H	Wichita St.	66 61
23	H	DePaul	54 82									72	A	South Dakota	68 73	167	H	UNI	89 78
24	H	Marquette	77 92									90	A	Drake	108 100	191	H	Providence	73 56
												95	A	Butler	53 59	202	A	Xavier	71 64
												100	A	Seton Hall I	68 51	235	A	Omaha	72 51
												100	H	Seton Hall I	81 64				

LAST 12 Division I GAMES:																			
23	A	DePaul	67 77	23	H	DePaul	54 82					24	H	Marquette	77 92				
100	H	Seton Hall I	81 64	59	H	St. John's (NY)	53 39					59	A	St. John's (NY)	65 72				
202	A	Xavier	71 64	100	A	Seton Hall I	68 51					123	H	Georgetown	69 58				
95	A	Butler	53 59	26	H	Villanova	69 54												
191	H	Providence	73 56																

Non-Div I Games:

Creighton

Average RPI Win:	212	WON-LOST	WINNING	LAST 10	STRENGTH OF	OPP. STRENGTH	TEAM	ADJ.	CONF.	ADJ CONF.
Average RPI Loss:	98	RECORD	PCT. RANK	GAMES	SCHEDULE	OF SCHEDULE	RPI	RPI	RPI	RPI
DIV. I ONLY	12- 7	108	5- 5	152	157	112	112	9	9	
DIV. I NON-CONF.	8- 5	111	2- 4	195	209	119	119	9	9	

TOTALS	RPI 1-25	RPI 26-50	W-L RECORDS	RPI 51-100	RPI 101-999	RPI 201+				
12- 7	0- 1	0- 0	OVERALL	1- 3	11- 3	5- 0				
9- 2	0- 0	0- 0	HOME	1- 1	8- 1	4- 0				
3- 5	0- 1	0- 0	AWAY	0- 2	3- 2	1- 0				
0- 0	0- 0	0- 0	NEUTRAL	0- 0	0- 0	0- 0				
8- 5	0- 1	0- 0	NON-CONFERENCE	0- 2	8- 2	4- 0				
5- 1	0- 0	0- 0	HOME	0- 1	5- 0	3- 0				
3- 4	0- 1	0- 0	AWAY	0- 1	3- 2	1- 0				
0- 0	0- 0	0- 0	NEUTRAL	0- 0	0- 0	0- 0				
4- 2	0- 0	0- 0	CONFERENCE	1- 1	3- 1	1- 0				
4- 1	0- 0	0- 0	HOME	1- 0	3- 1	1- 0				
0- 1	0- 0	0- 0	AWAY	0- 1	0- 0	0- 0				
0- 0	0- 0	0- 0	NEUTRAL	0- 0	0- 0	0- 0				

RPI 1-25				RPI 26-50				RPI 51-100				RPI 101+				Team's RPI: 112
RPI	S	Opponent	Score	RPI	S	Opponent	Score	RPI	S	Opponent	Score	RPI	S	Opponent	Score	
7	A	Ohio St.	70 103					65	A	Albany (NY)	61 76	118	H	Yale	39 57	
								74	A	Harvard	65 76	119	H	Brown	78 73	
								74	H	Harvard	63 56	127	A	Colorado	81 75	
								79	H	Maine	51 64	158	H	New Hampshire	57 49	
												164	A	Binghamton	64 80	
												177	A	Marist	60 51	
												180	A	Army West Point	56 71	
												189	H	Columbia	88 65	
												199	H	Boston College	68 57	
												239	A	Holy Cross	76 74	
												270	H	Cornell	55 40	
												313	H	Vermont	66 56	
												334	H	Rhode Island	70 54	
												344	H	NJIT	81 50	

LAST 12 Division I GAMES:																
189	H	Columbia	88 65	164	A	Binghamton	64 80	65	A	Albany (NY)	61 76	239	A	Holy Cross	76 74	
270	H	Cornell	55 40	74	A	Harvard	65 76	7	A	Ohio St.	70 103	127	A	Colorado	81 75	
118	H	Yale	39 57	74	H	Harvard	63 56	79	H	Maine	51 64					

Non-Div I Games:

Dartmouth

Average RPI	Win:	257	WON-LOST	WINNING	LAST 10	STRENGTH OF	OPP. STRENGTH	TEAM	ADJ.	CONF.	ADJ CONF.
Average RPI	Loss:	89	RECORD	PCT. RANK	GAMES	SCHEDULE	OF SCHEDULE	RPI	RPI	RPI	RPI
DIV. I ONLY		10- 13		215	5- 5	101	166	153	153	12	12
DIV. I NON-CONF.		5- 8		220	1- 1	72	175	143	143	10	10

TOTALS	RPI 1-25		RPI 26-50		W-L RECORDS	RPI 51-100		RPI 101-999		RPI 201+	
10- 13	0- 1		0- 3		OVERALL	0- 4		10- 5		8- 1	
4- 6	0- 0		0- 2		HOME	0- 2		4- 2		3- 1	
6- 7	0- 1		0- 1		AWAY	0- 2		6- 3		5- 0	
0- 0	0- 0		0- 0		NEUTRAL	0- 0		0- 0		0- 0	
5- 8	0- 1		0- 2		NON-CONFERENCE	0- 2		5- 3		3- 1	
2- 3	0- 0		0- 1		HOME	0- 1		2- 1		1- 1	
3- 5	0- 1		0- 1		AWAY	0- 1		3- 2		2- 0	
0- 0	0- 0		0- 0		NEUTRAL	0- 0		0- 0		0- 0	
5- 5	0- 0		0- 1		CONFERENCE	0- 2		5- 2		5- 0	
2- 3	0- 0		0- 1		HOME	0- 1		2- 1		2- 0	
3- 2	0- 0		0- 0		AWAY	0- 1		3- 1		3- 0	
0- 0	0- 0		0- 0		NEUTRAL	0- 0		0- 0		0- 0	

RPI 1-25				RPI 26-50				RPI 51-100				RPI 101+ Team's RPI: 153			
RPI	S	Opponent	Score	RPI	S	Opponent	Score	RPI	S	Opponent	Score	RPI	S	Opponent	Score
13	A	NC State	49 73	40	H	Dayton	68 85	53	H	Duquesne	54 79	103	A	George Mason	61 74
				46	H	Princeton	57 63	61	A	Mercer	54 69	113	H	George Washington	48 53
				48	A	UCF	54 62	66	A	Fordham	58 66	143	A	William & Mary	55 73
								73	H	Elon	58 75	147	A	High Point	82 74
												181	H	Charlotte	68 66
												187	A	Furman	62 65
												215	A	Richmond	68 65
												217	H	Gardner-Webb	65 70
												234	A	St. Bonaventure	75 68
												246	H	UNC Asheville	58 50
												269	A	Appalachian St.	59 57
												291	H	Massachusetts	87 81
												322	A	Western Caro.	70 57
												334	A	Rhode Island	79 67
												334	H	Rhode Island	77 67

LAST 12 Division I GAMES:															
334	A	Rhode Island	79 67	66	A	Fordham	58 66								
40	H	Dayton	68 85	334	H	Rhode Island	77 67								
291	H	Massachusetts	87 81	53	H	Duquesne	54 79								
234	A	St. Bonaventure	75 68	103	A	George Mason	61 74								
113	H	George Washington	48 53	48	A	UCF	54 62								
215	A	Richmond	68 65	181	H	Charlotte	68 66								

Non-Div I Games:

Davidson

Average RPI Win: 169

Average RPI Loss: 39

WON-LOST
RECORDWINNING
PCT. RANKLAST 10
GAMESSTRENGTH OF
SCHEDULEOPP. STRENGTH
OF SCHEDULETEAM
RPIADJ.
RPICONF.
RPIADJ CONF.
RPIDIV. I ONLY
DIV. I NON-CONF.17- 4
7- 426
10210- 0
1- 1100
5096
7440
6840
6812
1012
10

TOTALS

RPI 1-25

RPI 26-50

W-L RECORDS

RPI 51-100

RPI 101-999

RPI 201+

17- 4

0- 1

1- 1

OVERALL

6- 2

10- 0

7- 0

9- 1

0- 1

1- 0

HOME

3- 0

5- 0

4- 0

5- 2

0- 0

0- 0

AWAY

1- 2

4- 0

2- 0

3- 1

0- 0

0- 1

NEUTRAL

2- 0

1- 0

1- 0

7- 4

0- 1

1- 1

NON-CONFERENCE

3- 2

3- 0

3- 0

4- 1

0- 1

1- 0

HOME

1- 0

2- 0

2- 0

0- 2

0- 0

0- 0

AWAY

0- 2

0- 0

0- 0

3- 1

0- 0

0- 1

NEUTRAL

2- 0

1- 0

1- 0

10- 0

0- 0

0- 0

CONFERENCE

3- 0

7- 0

4- 0

5- 0

0- 0

0- 0

HOME

2- 0

3- 0

2- 0

5- 0

0- 0

0- 0

AWAY

1- 0

4- 0

2- 0

0- 0

0- 0

0- 0

NEUTRAL

0- 0

0- 0

0- 0

RPI 1-25

RPI 26-50

Team's RPI: 40

RPI 51-100

RPI 101+

RPI	S	Opponent	Score
12	H	Green Bay	64 75

RPI	S	Opponent	Score
28	N	South Fla.	87 93
29	H	Virginia	61 46

RPI	S	Opponent	Score
52	A	Quinnipiac	66 72
53	H	Duquesne	79 70
62	A	Toledo	50 68
66	A	Fordham	63 62
74	N	Harvard	72 66
83	H	James Madison	82 54
89	H	Saint Louis	101 76
99	N	Tulane	71 65

RPI	S	Opponent	Score
113	H	George Washington	66 55
153	A	Davidson	85 68
172	A	Saint Joseph's	65 59
215	A	Richmond	66 59
225	A	La Salle	76 47
234	H	St. Bonaventure	80 59
263	H	Morgan St.	88 52
334	H	Rhode Island	116 58
337	H	Ark.-Pine Bluff	81 43
341	N	Mississippi Val.	65 46

LAST 12 Division I GAMES:

53	H	Duquesne	79 70	234	H	St. Bonaventure	80 59
153	A	Davidson	85 68	172	A	Saint Joseph's	65 59
215	A	Richmond	66 59	334	H	Rhode Island	116 58
113	H	George Washington	66 55	225	A	La Salle	76 47
66	A	Fordham	63 62	341	N	Mississippi Val.	65 46
89	H	Saint Louis	101 76	28	N	South Fla.	87 93

Dayton

Dayton

Non-Div I Games:

Dayton

Loss,
 Non-Conf, S Site,
 H Home
A Away
 N Neutral

Average RPI Win: 125		WON-LOST RECORD	WINNING PCT. RANK	LAST 10 GAMES	STRENGTH OF SCHEDULE	OPP. STRENGTH OF SCHEDULE	TEAM RPI	ADJ. RPI	CONF. RPI	ADJ CONF. RPI
Average RPI Loss: 21										
DIV. I ONLY		17- 6	49	8- 2	26	5	23	23	6	6
DIV. I NON-CONF.		8- 4	87	1- 0	27	2	45	45	6	6
TOTALS		RPI 1-25	RPI 26-50	W-L RECORDS	RPI 51-100	RPI 101-999	RPI 201+			
17- 6	1- 3		4- 3	OVERALL	5- 0	7- 0	3- 0			
11- 2	1- 1		2- 1	HOME	5- 0	3- 0	3- 0			
4- 3	0- 2		1- 1	AWAY	0- 0	3- 0	0- 0			
2- 1	0- 0		1- 1	NEUTRAL	0- 0	1- 0	0- 0			
8- 4	0- 2		2- 2	NON-CONFERENCE	2- 0	4- 0	2- 0			
5- 2	0- 1		1- 1	HOME	2- 0	2- 0	2- 0			
1- 1	0- 1		0- 0	AWAY	0- 0	1- 0	0- 0			
2- 1	0- 0		1- 1	NEUTRAL	0- 0	1- 0	0- 0			
9- 2	1- 1		2- 1	CONFERENCE	3- 0	3- 0	1- 0			
6- 0	1- 0		1- 0	HOME	3- 0	1- 0	1- 0			
3- 2	0- 1		1- 1	AWAY	0- 0	2- 0	0- 0			
0- 0	0- 0		0- 0	NEUTRAL	0- 0	0- 0	0- 0			

RPI 1-25				RPI 26-50				RPI 51-100				RPI 101+			
RPI	S	Opponent	Score	RPI	S	Opponent	Score	RPI	S	Opponent	Score	RPI	S	Opponent	Score
1	H	UConn	69 103	26	A	Villanova	58 84	59	H	St. John's (NY)	76 67	123	A	Georgetown	78 62
2	A	Notre Dame	82 91	31	H	Oklahoma	111 108	64	H	IUPUI	85 71	174	N	Memphis	81 67
24	A	Marquette	81 93	34	H	Northern Colo.	88 94	89	H	Saint Louis	86 78	183	A	Northwestern	92 63
24	H	Marquette	95 83	38	N	FGCU	84 89	95	H	Butler	87 65	191	A	Providence	71 48
				41	N	Gonzaga	88 71	100	H	Seton Hall	89 66	202	H	Xavier	79 48
				49	A	Creighton	82 54					318	H	Loyola Chicago	88 47
				49	H	Creighton	77 67					326	H	Delaware St.	110 71
LAST 12 Division I GAMES:															
				49	H	Creighton	77 67	49	A	Creighton	82 54				
				24	H	Marquette	95 83	191	A	Providence	71 48				
				123	A	Georgetown	78 62	24	A	Marquette	81 93				
				26	A	Villanova	58 84	59	H	St. John's (NY)	76 67				
				95	H	Butler	87 65	100	H	Seton Hall	89 66				
				202	H	Xavier	79 48	64	H	IUPUI	85 71				

Non-Div l Games:

DePaul

Average RPI Win:	224	WON-LOST	WINNING	LAST 10	STRENGTH OF	OPP. STRENGTH	TEAM	ADJ.	CONF.	ADJ CONF.
Average RPI Loss:	126	RECORD	PCT. RANK	GAMES	SCHEDULE	OF SCHEDULE	RPI	RPI	RPI	RPI
DIV. I ONLY	13- 7	91	7- 3	236	182	125	125	10	10	
DIV. I NON-CONF.	7- 4	102	3- 0	261	230	142	142	12	12	

TOTALS	RPI 1-25	RPI 26-50	W-L RECORDS	RPI 51-100	RPI 101-999	RPI 201+				
13- 7	0- 1	0- 2	OVERALL	2- 1	11- 3	9- 2				
6- 2	0- 0	0- 0	HOME	2- 0	4- 2	4- 1				
6- 4	0- 1	0- 2	AWAY	0- 1	6- 0	4- 0				
1- 1	0- 0	0- 0	NEUTRAL	0- 0	1- 1	1- 1				
7- 4	0- 1	0- 1	NON-CONFERENCE	1- 0	6- 2	4- 2				
3- 1	0- 0	0- 0	HOME	1- 0	2- 1	2- 1				
3- 2	0- 1	0- 1	AWAY	0- 0	3- 0	1- 0				
1- 1	0- 0	0- 0	NEUTRAL	0- 0	1- 1	1- 1				
6- 3	0- 0	0- 1	CONFERENCE	1- 1	5- 1	5- 0				
3- 1	0- 0	0- 0	HOME	1- 0	2- 1	2- 0				
3- 2	0- 0	0- 1	AWAY	0- 1	3- 0	3- 0				
0- 0	0- 0	0- 0	NEUTRAL	0- 0	0- 0	0- 0				

RPI 1-25				RPI 26-50				RPI 51-100				RPI 101+ Team's RPI: 125			
RPI	S	Opponent	Score	RPI	S	Opponent	Score	RPI	S	Opponent	Score	RPI	S	Opponent	Score
18	A	Buffalo	73 87	46	A	Princeton	60 78	67	H	American	72 56	151	H	Northeastern	53 64
				50	A	Drexel	53 74	73	A	Elon	51 64	157	A	Hartford	72 63
								73	H	Elon	80 66	180	A	Army West Point	70 59
												204	H	Boston U.	79 85
												210	A	Hofstra	58 51
												229	H	Loyol a Maryland	71 38
												234	A	St. Bonaventure	53 52
												262	A	Col. of Charleston	68 59
												267	H	Towson	51 49
												281	A	UNCW	82 49
												281	H	UNCW	80 62
												326	H	Delaware St.	84 49
												343	N	Saint Peter's	87 90
												346	N	Eastern Ill.	66 37
LAST 12 Division I GAMES:															
281	H	UNCW	80 62	262	A	Col. of Charleston	68 59	73	H	Elon	80 66	50	A	Drexel	53 74
151	H	Northeastern	53 64												
73	A	Elon	51 64												
281	A	UNCW	82 49	229	H	Loyol a Maryland	71 38								
267	H	Towson	51 49	326	H	Delaware St.	84 49								
210	A	Hofstra	58 51	180	A	Army West Point	70 59								

Non-Div I Games:

Del aware

Average RPI Win:	320	WON-LOST	WINNING	LAST 10	STRENGTH OF	OPP. STRENGTH	TEAM	ADJ.	CONF.	ADJ CONF.
Average RPI Loss:	173	RECORD	PCT. RANK	GAMES	SCHEDULE	OF SCHEDULE	RPI	RPI	RPI	RPI
DIV. I ONLY	4- 18	313	3- 6	258	293	326	326	31	31	
DIV. I NON-CONF.	1- 12	335	0- 2	129	117	298	298	31	31	

TOTALS	RPI 1-25	RPI 26-50	W-L RECORDS	RPI 51-100	RPI 101-999	RPI 201+				
4- 18	0- 1	0- 2	OVERALL	0- 0	4- 15	4- 5				
3- 6	0- 0	0- 1	HOME	0- 0	3- 5	3- 3				
1- 10	0- 0	0- 0	AWAY	0- 0	1- 4	1- 1				
0- 2	0- 0	0- 0	NEUTRAL	0- 0	0- 2	0- 0				
1- 12	0- 1	0- 2	NON-CONFERENCE	0- 0	1- 9	1- 1				
1- 3	0- 0	0- 1	HOME	0- 0	1- 2	1- 1				
0- 7	0- 1	0- 1	AWAY	0- 0	0- 5	0- 0				
0- 2	0- 0	0- 0	NEUTRAL	0- 0	0- 2	0- 0				
3- 6	0- 0	0- 0	CONFERENCE	0- 0	3- 6	3- 4				
2- 3	0- 0	0- 0	HOME	0- 0	2- 3	2- 2				
1- 3	0- 0	0- 0	AWAY	0- 0	1- 3	1- 2				
0- 0	0- 0	0- 0	NEUTRAL	0- 0	0- 0	0- 0				

RPI 1-25				RPI 26-50				RPI 51-100				RPI 101+				Team's RPI: 326
RPI	S	Opponent	Score	RPI	S	Opponent	Score	RPI	S	Opponent	Score	RPI	S	Opponent	Score	
23	A	DePaul	71 110	32	A	Michigan	36 105					124	N	Ole Miss	58 110	
				50	H	Drexel	52 73					125	A	Delaware	49 84	
												137	A	Kansas	49 81	
												144	H	Bethune-Cookman	60 68	
												148	H	Robert Morris	42 65	
												155	N	Stetson	43 58	
												173	A	Temple	72 96	
												175	A	Florida	51 85	
												179	A	Fla. Atlantic	67 90	
												186	A	Hampton	62 66	
												223	H	N. C. A&T	48 66	
												225	H	La Salle	48 71	
												263	A	Morgan St.	62 54	
												327	H	South Carolina St.	58 44	
												333	A	N. C. Central	60 76	
												333	H	N. C. Central	67 74	
												340	A	Florida A&M	54 59	
												342	H	Savannah St.	93 79	
												349	H	Longwood	60 56	

LAST 12 Division I GAMES:																
333	A	N. C. Central	60 76	223	H	N. C. A&T	48 66									
342	H	Savannah St.	93 79	327	H	South Carolina St.	58 44									
263	A	Morgan St.	62 54	333	H	N. C. Central	67 74									
144	H	Bethune-Cookman	60 68	155	N	Stetson	43 58									
340	A	Florida A&M	54 59	179	A	Fla. Atlantic	67 90									
186	A	Hampton	62 66	175	A	Florida	51 85									

Non-Div I Games:

Delaware St.

Loss,
Non-Conf,
S Site,
H Home
A Away
N Neutral

Average RPI Win: **286**
 Average RPI Loss: **90**

WON-LOST
RECORD

WINNING
PCT. RANK

LAST 10
GAMES

STRENGTH OF
SCHEDULE

OPP. STRENGTH
OF SCHEDULE

TEAM
RPI

ADJ.
RPI

CONF.
RPI

ADJ CONF.
RPI

DIV. I ONLY	11- 11	172	5- 5	231	183	192	192	14	14
DIV. I NON-CONF.	8- 6	143	3- 1	295	200	211	211	17	17

TOTALS	RPI 1-25	RPI 26-50	W-L RECORDS	RPI 51-100	RPI 101-999	RPI 201+			
11- 11	0- 0	0- 2	OVERALL	0- 5	11- 4	11- 1			
3- 5	0- 0	0- 2	HOME	0- 2	3- 1	3- 0			
7- 4	0- 0	0- 0	AWAY	0- 2	7- 2	7- 1			
1- 2	0- 0	0- 0	NEUTRAL	0- 1	1- 1	1- 0			
8- 6	0- 0	0- 1	NON-CONFERENCE	0- 3	8- 2	8- 0			
2- 3	0- 0	0- 1	HOME	0- 1	2- 1	2- 0			
5- 1	0- 0	0- 0	AWAY	0- 1	5- 0	5- 0			
1- 2	0- 0	0- 0	NEUTRAL	0- 1	1- 1	1- 0			
3- 5	0- 0	0- 1	CONFERENCE	0- 2	3- 2	3- 1			
1- 2	0- 0	0- 1	HOME	0- 1	1- 0	1- 0			
2- 3	0- 0	0- 0	AWAY	0- 1	2- 2	2- 1			
0- 0	0- 0	0- 0	NEUTRAL	0- 0	0- 0	0- 0			

RPI 1-25				RPI 26-50				RPI 51-100				RPI 101+				Team's RPI: 192	
RPI	S	Opponent	Score	RPI	S	Opponent	Score	RPI	S	Opponent	Score	RPI	S	Opponent	Score		
				34	H	Northern Colo.	63 71	67	A	American	53 66	105	A	Western Ill.	93 118		
				42	H	South Dakota St.	58 69	72	A	South Dakota	51 79	107	N	Liberty	69 82		
								72	H	South Dakota	60 82	109	H	Colorado St.	56 61		
								76	H	Wyoming	51 61	207	A	Oral Roberts	60 90		
								94	N	Miami (OH)	52 69	209	N	Eastern Mich.	60 54		
												235	A	Omaha	85 74		
												259	A	UMKC	77 68		
												266	H	North Dakota St.	98 79		
												290	A	Utah St.	74 72		
												297	A	Cal St. Fullerton	83 58		
												306	H	Utah Valley	72 53		
												309	A	Air Force	75 54		
												317	A	Fort Wayne	73 55		
												324	H	Northern Ari z.	80 73		
												330	A	UMBC	70 48		
LAST 12 Division I GAMES:																	
				72	H	South Dakota	60 82	317	A	Fort Wayne	73 55						
				105	A	Western Ill.	93 118	306	H	Utah Valley	72 53						
				207	A	Oral Roberts	60 90	72	A	South Dakota	51 79						
				235	A	Omaha	85 74	259	A	UMKC	77 68						
				266	H	North Dakota St.	98 79	107	N	Liberty	69 82						
				42	H	South Dakota St.	58 69	290	A	Utah St.	74 72						

Non-Div I Games: Chadron St. 99 55

Denver

Loss, **Non-Conf**, **S Site**, **H Home** **A Away** **N Neutral**

Average RPI Win:	314	WON-LOST	WINNING	LAST 10	STRENGTH OF	OPP. STRENGTH	TEAM	ADJ.	CONF.	ADJ CONF.
Average RPI Loss:	138	RECORD	PCT. RANK	GAMES	SCHEDULE	OF SCHEDULE	RPI	RPI	RPI	RPI
DIV. I ONLY	1- 21	346	1- 9	134	126	304	304	11	11	
DIV. I NON-CONF.	0- 11	337	0- 1	169	59	331	331	13	13	

TOTALS	RPI 1-25	RPI 26-50	W-L RECORDS	RPI 51-100	RPI 101-999	RPI 201+				
1- 21	0- 1	0- 1	OVERALL	0- 5	1- 14	1- 6				
0- 11	0- 1	0- 1	HOME	0- 3	0- 6	0- 3				
1- 8	0- 0	0- 0	AWAY	0- 2	1- 6	1- 2				
0- 2	0- 0	0- 0	NEUTRAL	0- 0	0- 2	0- 1				
0- 11	0- 0	0- 1	NON-CONFERENCE	0- 3	0- 7	0- 2				
0- 5	0- 0	0- 1	HOME	0- 2	0- 2	0- 1				
0- 4	0- 0	0- 0	AWAY	0- 1	0- 3	0- 0				
0- 2	0- 0	0- 0	NEUTRAL	0- 0	0- 2	0- 1				
1- 10	0- 1	0- 0	CONFERENCE	0- 2	1- 7	1- 4				
0- 6	0- 1	0- 0	HOME	0- 1	0- 4	0- 2				
1- 4	0- 0	0- 0	AWAY	0- 1	1- 3	1- 2				
0- 0	0- 0	0- 0	NEUTRAL	0- 0	0- 0	0- 0				

RPI 1-25				RPI 26-50				RPI 51-100				RPI 101+ Team's RPI: 304			
RPI	S	Opponent	Score	RPI	S	Opponent	Score	RPI	S	Opponent	Score	RPI	S	Opponent	Score
12	H	Green Bay	27 85	32	H	Michigan	50 86	56	H	Michigan St.	60 97	111	A	Western Mich.	62 74
								62	H	Tol edo	64 81	115	H	Milwaukee	61 70
								64	A	IUPUI	62 90	126	A	Cleveland St.	50 75
								93	H	Wright St.	60 88	126	H	Cleveland St.	76 90
								94	A	Miami (OH)	64 91	134	N	Clemson	44 72
												138	A	Kent St.	74 82
												182	H	Bowling Green	81 85
												195	A	Illinois	65 73
												208	A	Oakland	50 83
												209	H	Eastern Mich.	76 78
												228	A	Youngstown St.	59 76
												228	H	Youngstown St.	52 72
												240	H	Northern Ky.	67 78
												252	N	North Texas	57 63
												314	A	Ill.-Chicago	61 58

LAST 12 Division I GAMES:															
228	H	Youngstown St.	52 72	64	A	IUPUI	62 90								
126	H	Cleveland St.	76 90	93	H	Wright St.	60 88								
208	A	Oakland	50 83	240	H	Northern Ky.	67 78								
115	H	Milwaukee	61 70	126	A	Cleveland St.	50 75								
12	H	Green Bay	27 85	228	A	Youngstown St.	59 76								
314	A	Ill.-Chicago	61 58	62	H	Tol edo	64 81								

Non-Div I Games:

Detroit Mercy

Average RPI Win: 210

Average RPI Loss: 51

WON-LOST
RECORDWINNING
PCT. RANKLAST 10
GAMESSTRENGTH OF
SCHEDULEOPP. STRENGTH
OF SCHEDULETEAM
RPIADJ.
RPICONF.
RPIADJ CONF.
RPIDIV. I ONLY
DIV. I NON-CONF.14- 7
4- 779
22610- 0
0- 2105
17139
2790
13690
13624
2224
22

TOTALS

RPI 1-25

RPI 26-50

W-L RECORDS

RPI 51-100

RPI 101-999

RPI 201+

14- 7

0- 2

0- 2

OVERALL

0- 2

14- 1

7- 0

9- 3

0- 0

0- 2

HOME

0- 1

9- 0

4- 0

4- 3

0- 2

0- 0

AWAY

0- 1

4- 0

2- 0

1- 1

0- 0

0- 0

NEUTRAL

0- 0

1- 1

1- 0

4- 7

0- 2

0- 2

NON-CONFERENCE

0- 2

4- 1

1- 0

3- 3

0- 0

0- 2

HOME

0- 1

3- 0

0- 0

0- 3

0- 2

0- 0

AWAY

0- 1

0- 0

0- 0

1- 1

0- 0

0- 0

NEUTRAL

0- 0

1- 1

1- 0

10- 0

0- 0

0- 0

CONFERENCE

0- 0

10- 0

6- 0

6- 0

0- 0

0- 0

HOME

0- 0

6- 0

4- 0

4- 0

0- 0

0- 0

AWAY

0- 0

4- 0

2- 0

0- 0

0- 0

0- 0

NEUTRAL

0- 0

0- 0

0- 0

RPI 1-25

RPI 26-50

RPI 51-100 Team's RPI: 90

RPI 101+

RPI	S	Opponent	Score
5	A	Oregon	77 110
25	A	Iowa	66 79

RPI	S	Opponent	Score
42	H	South Dakota St.	78 85
49	H	Creighton	100 108

RPI	S	Opponent	Score
54	H	Nebraska	84 89
76	A	Wyoming	61 75

RPI	S	Opponent	Score
103	N	George Mason	75 87
107	H	Liberty	96 68
114	A	Missouri St.	80 68
115	H	Milwaukee	77 73
117	H	Iowa St.	83 80
136	A	Southern Ill.	75 64
136	H	Southern Ill.	84 73
167	H	UNI	81 64
230	A	Bradley	84 75
253	H	Indiana St.	85 64
273	A	Illinois St.	65 58
286	H	Valparaiso	86 50
318	H	Loyola Chicago	72 46
341	N	Mississippi Val.	96 60
348	H	Evansville	107 66

LAST 12 Division I GAMES:

136	H	Southern Ill.	84 73
230	A	Bradley	84 75
273	A	Illinois St.	65 58
167	H	UNI	81 64
348	H	Evansville	107 66
253	H	Indiana St.	85 64

136	A	Southern Ill.	75 64
114	A	Missouri St.	80 68
318	H	Loyola Chicago	72 46
286	H	Valparaiso	86 50
25	A	Iowa	66 79
42	H	South Dakota St.	78 85

Non-Div I Games: Iowa Wesleyan 102 25

Drake

Average RPI Win: **195**
 Average RPI Loss: **61**

WON-LOST
RECORD

WINNING
PCT. RANK

LAST 10
GAMES

STRENGTH OF
SCHEDULE

OPP. STRENGTH
OF SCHEDULE

TEAM
RPI

ADJ.
RPI

CONF.
RPI

ADJ CONF.
RPI

DIV. I ONLY	17- 5	40	9- 1	118	144	50	50	10	10
DIV. I NON-CONF.	8- 4	87	2- 0	186	101	85	85	12	12
<hr/>									
TOTALS	RPI 1-25	RPI 26-50	W-L RECORDS	RPI 51-100	RPI 101-999	RPI 201+			
17- 5	0- 0	0- 2	OVERALL	2- 3	15- 0	9- 0			
10- 0	0- 0	0- 0	HOME	1- 0	9- 0	6- 0			
6- 3	0- 0	0- 1	AWAY	0- 2	6- 0	3- 0			
1- 2	0- 0	0- 1	NEUTRAL	1- 1	0- 0	0- 0			
8- 4	0- 0	0- 2	NON-CONFERENCE	1- 2	7- 0	5- 0			
4- 0	0- 0	0- 0	HOME	0- 0	4- 0	3- 0			
3- 2	0- 0	0- 1	AWAY	0- 1	3- 0	2- 0			
1- 2	0- 0	0- 1	NEUTRAL	1- 1	0- 0	0- 0			
9- 1	0- 0	0- 0	CONFERENCE	1- 1	8- 0	4- 0			
6- 0	0- 0	0- 0	HOME	1- 0	5- 0	3- 0			
3- 1	0- 0	0- 0	AWAY	0- 1	3- 0	1- 0			
0- 0	0- 0	0- 0	NEUTRAL	0- 0	0- 0	0- 0			

RPI	S	Opponent	Score	RPI	S	Opponent	Score	RPI	S	Opponent	Score	RPI	S	Opponent	Score
35	A	Syracuse	62 72	44	N	West Virginia	42 75	63	N	Virginia Tech	67 79	73	H	Elon	58 56
								82	A	Penn St.	70 84	83	A	James Madison	48 56
								95	N	Butler	76 62				
<hr/>															
Team's RPI: 50															
<hr/>															
LAST 12 Division I GAMES:															
267	H	Towson	78 53	83	A	James Madison	48 56	143	A	William & Mary	65 58	210	H	Hofstra	47 38
151	H	Northeastern	58 50									125	H	Delaware	74 53
73	H	Elon	58 56									270	H	Cornell	61 39
210	A	Hofstra	58 47									281	H	UNCW	68 42
151	A	Northeastern	69 58									326	A	Delaware St.	73 52
281	H	UNCW	68 42												

Non-Div I Games:

Drexel

Loss, Non-Conf, S Site, H Home A Away N Neutral

Average RPI Win:	139	WON-LOST	WINNING	LAST 10	STRENGTH OF	OPP. STRENGTH	TEAM	ADJ.	CONF.	ADJ CONF.
Average RPI Loss:	39	RECORD	PCT. RANK	GAMES	SCHEDULE	OF SCHEDULE	RPI	RPI	RPI	RPI
DIV. I ONLY	18- 5	32	7- 3	38	35	14	14	1	1	
DIV. I NON-CONF.	11- 2	22	2- 0	85	94	23	23	1	1	

TOTALS	RPI 1-25	RPI 26-50	W-L RECORDS	RPI 51-100	RPI 101-999	RPI 201+				
18- 5	2- 2	1- 1	OVERALL	5- 2	10- 0	5- 0				
13- 0	2- 0	1- 0	HOME	4- 0	6- 0	3- 0				
5- 5	0- 2	0- 1	AWAY	1- 2	4- 0	2- 0				
0- 0	0- 0	0- 0	NEUTRAL	0- 0	0- 0	0- 0				
11- 2	1- 1	0- 1	NON-CONFERENCE	3- 0	7- 0	5- 0				
9- 0	1- 0	0- 0	HOME	3- 0	5- 0	3- 0				
2- 2	0- 1	0- 1	AWAY	0- 0	2- 0	2- 0				
0- 0	0- 0	0- 0	NEUTRAL	0- 0	0- 0	0- 0				
7- 3	1- 1	1- 0	CONFERENCE	2- 2	3- 0	0- 0				
4- 0	1- 0	1- 0	HOME	1- 0	1- 0	0- 0				
3- 3	0- 1	0- 0	AWAY	1- 2	2- 0	0- 0				
0- 0	0- 0	0- 0	NEUTRAL	0- 0	0- 0	0- 0				

RPI	S	Opponent	Score	RPI	S	Opponent	Score	RPI	S	Opponent	Score	RPI	S	Opponent	Score
4	A	Louisville	60 66	26	A	Villanova	55 64	57	H	Oregon St.	72 65	102	A	Wake Forest	80 67
7	H	Ohio St.	69 60	29	H	Virginia	55 48	60	A	Miami (FL)	48 51	107	H	Liberty	68 51
13	H	NC State	69 56					63	A	Virginia Tech	86 75	142	A	Pittsburgh	58 46
21	A	South Carolina	52 72					71	H	Georgia Tech	77 59	147	H	High Point	77 50
								76	H	Wyoming	63 40	199	H	Boston College	75 50
								79	H	Maine	69 39	232	H	UNCG	85 54
								84	A	North Carolina	86 92	256	H	Presbyterian	79 45
												278	A	Grand Canyon	74 61
												310	A	Old Dominion	84 51
												339	H	Winthrop	101 30

LAST 12 Division I GAMES:															
71	H	Georgia Tech	77 59	102	A	Wake Forest	80 67	13	H	NC State	69 56	4	A	Louisville	60 66
142	A	Pittsburgh	58 46	60	A	Miami (FL)	48 51	107	H	Liberty	68 51	60	A	Miami (FL)	48 51
199	H	Boston College	75 50	76	H	Wyoming	63 40	71	H	Georgia Tech	77 59	107	H	Liberty	68 51
84	A	North Carolina	86 92	79	H	Maine	69 39	76	H	Wyoming	63 40	76	H	Wyoming	63 40
63	A	Virginia Tech	86 75	84	A	North Carolina	86 92	84	A	North Carolina	86 92	84	A	North Carolina	86 92
29	H	Virginia	55 48	29	H	Virginia	55 48	29	H	Virginia	55 48	29	H	Virginia	55 48

Non-Div I Games:

Duke

Average RPI Win:	189	WON-LOST	WINNING	LAST 10	STRENGTH OF	OPP. STRENGTH	TEAM	ADJ.	CONF.	ADJ CONF.
Average RPI Loss:	91	RECORD	PCT. RANK	GAMES	SCHEDULE	OF SCHEDULE	RPI	RPI	RPI	RPI
DIV. I ONLY	18- 4	17	8- 2	180	101	53	53	12	12	
DIV. I NON-CONF.	10- 3	51	2- 1	191	44	59	59	10	10	

TOTALS	RPI 1-25	RPI 26-50	W-L RECORDS	RPI 51-100	RPI 101-999	RPI 201+				
18- 4	0- 1	2- 1	OVERALL	1- 0	15- 2	9- 0				
10- 0	0- 0	1- 0	HOME	1- 0	8- 0	6- 0				
7- 3	0- 0	1- 1	AWAY	0- 0	6- 2	2- 0				
1- 1	0- 1	0- 0	NEUTRAL	0- 0	1- 0	1- 0				
10- 3	0- 1	2- 0	NON-CONFERENCE	1- 0	7- 2	5- 0				
6- 0	0- 0	1- 0	HOME	1- 0	4- 0	3- 0				
3- 2	0- 0	1- 0	AWAY	0- 0	2- 2	1- 0				
1- 1	0- 1	0- 0	NEUTRAL	0- 0	1- 0	1- 0				
8- 1	0- 0	0- 1	CONFERENCE	0- 0	8- 0	4- 0				
4- 0	0- 0	0- 0	HOME	0- 0	4- 0	3- 0				
4- 1	0- 0	0- 1	AWAY	0- 0	4- 0	1- 0				
0- 0	0- 0	0- 0	NEUTRAL	0- 0	0- 0	0- 0				

RPI 1-25				RPI 26-50				RPI 51-100				RPI 101+			
RPI	S	Opponent	Score	RPI	S	Opponent	Score	RPI	S	Opponent	Score	RPI	S	Opponent	Score
1	N	UConn	52 104	29	A	Virginia	74 63	62	H	Toledo	73 54	103	H	George Mason	71 64
				30	H	Central Mich.	64 61					113	A	George Washington	54 53
				40	A	Dayton	70 79					131	H	Saint Francis (PA)	87 68
												140	A	ETSU	77 81
												142	A	Pittsburgh	66 53
												153	A	Davidson	79 54
												172	A	Saint Joseph's	61 42
												181	A	Charlotte	72 75
												218	H	Akron	66 60
												223	N	N.C. A&T	73 60
												225	H	La Salle	78 50
												234	H	St. Bonaventure	73 59
												291	H	Massachusetts	60 57
												298	H	Central Conn. St.	83 58
												308	A	VCU	70 51
												338	H	Iona	80 59
												339	A	Winthrop	81 54

LAST 12 Division I GAMES:															
				40	A	Dayton	70 79	308	A	VCU	70 51				
				234	H	St. Bonaventure	73 59	153	A	Davidson	79 54				
				172	A	Saint Joseph's	61 42	291	H	Massachusetts	60 57				
				103	H	George Mason	71 64	1	N	UConn	52 104				
				225	H	La Salle	78 50	30	H	Central Mich.	64 61				
				113	A	George Washington	54 53	218	H	Akron	66 60				

Non-Div I Games:

Duquesne

Average RPI Win:	235	WON-LOST	WINNING	LAST 10	STRENGTH OF	OPP. STRENGTH	TEAM	ADJ.	CONF.	ADJ CONF.
Average RPI Loss:	85	RECORD	PCT. RANK	GAMES	SCHEDULE	OF SCHEDULE	RPI	RPI	RPI	RPI
DIV. I ONLY	13- 10	134	7- 2	206	90	140	140	17	17	
DIV. I NON-CONF.	6- 8	209	0- 2	158	25	163	163	16	16	

TOTALS	RPI 1-25	RPI 26-50	W-L RECORDS	RPI 51-100	RPI 101-999	RPI 201+				
13- 10	0- 3	0- 1	OVERALL	2- 3	11- 3	8- 2				
7- 3	0- 0	0- 0	HOME	2- 2	5- 1	3- 1				
6- 4	0- 2	0- 1	AWAY	0- 0	6- 1	5- 1				
0- 3	0- 1	0- 0	NEUTRAL	0- 1	0- 1	0- 0				
6- 8	0- 3	0- 1	NON-CONFERENCE	1- 2	5- 2	4- 1				
3- 2	0- 0	0- 0	HOME	1- 1	2- 1	1- 1				
3- 3	0- 2	0- 1	AWAY	0- 0	3- 0	3- 0				
0- 3	0- 1	0- 0	NEUTRAL	0- 1	0- 1	0- 0				
7- 2	0- 0	0- 0	CONFERENCE	1- 1	6- 1	4- 1				
4- 1	0- 0	0- 0	HOME	1- 1	3- 0	2- 0				
3- 1	0- 0	0- 0	AWAY	0- 0	3- 1	2- 1				
0- 0	0- 0	0- 0	NEUTRAL	0- 0	0- 0	0- 0				

RPI 1-25				RPI 26-50				RPI 51-100				RPI 101+				Team's RPI: 140
RPI	S	Opponent	Score	RPI	S	Opponent	Score	RPI	S	Opponent	Score	RPI	S	Opponent	Score	
2	N	Notre Dame	46 77	45	A	Houston	69 88	53	H	Duquesne	81 77	111	N	Western Mi ch.	79 87	
8	A	Tennessee	49 87					56	H	Michigan St.	74 83	165	H	Cincinnati	87 77	
13	A	NC State	58 70					61	H	Mercer	65 85	168	H	Samford	76 48	
								81	N	Washington St.	76 80	187	A	Furman	69 57	
								92	H	Chattanooga	65 58	232	A	UNCG	61 65	
												232	H	UNCG	60 52	
												240	H	Northern Ky.	45 57	
												269	A	Appalachian St.	70 57	
												272	A	Wofford	61 58	
												302	A	Murray St.	96 68	
												322	A	Western Caro.	76 46	
												322	H	Western Caro.	66 50	
												328	H	Tennessee Tech	74 55	
												339	A	Winthrop	74 63	

LAST 12 Division I GAMES:																
322	A	Western Caro.	76 46	92	H	Chattanooga	65 58	232	H	UNCG	60 52					
232	A	UNCG	61 65	322	H	Western Caro.	66 50	240	H	Northern Ky.	45 57					
168	H	Samford	76 48	56	H	Michigan St.	74 83	56	H	Michigan St.	74 83					
61	H	Mercer	65 85	13	A	NC State	58 70									
272	A	Wofford	61 58													
187	A	Furman	69 57													

Non-Div I Games: North Greenville 90 67

ETSU

Loss,
Non-Conf,
S Site,
H Home
A Away
N Neutral

Average RPI Win:	230	WON-LOST	WINNING	LAST 10	STRENGTH OF	OPP. STRENGTH	TEAM	ADJ.	CONF.	ADJ CONF.
Average RPI Loss:	159	RECORD	PCT. RANK	GAMES	SCHEDULE	OF SCHEDULE	RPI	RPI	RPI	RPI
DIV. I ONLY	13- 10	134	5- 5	277	152	220	220	8	8	
DIV. I NON-CONF.	8- 5	111	2- 0	331	334	261	261	7	7	

TOTALS	RPI 1-25	RPI 26-50	W-L RECORDS	RPI 51-100	RPI 101-999	RPI 201+				
13- 10	0- 1	1- 0	OVERALL	0- 1	12- 8	8- 3				
10- 4	0- 1	1- 0	HOME	0- 0	9- 3	6- 1				
2- 4	0- 0	0- 0	AWAY	0- 1	2- 0	1- 0				
1- 2	0- 0	0- 0	NEUTRAL	0- 0	1- 2	1- 0				
8- 5	0- 0	0- 0	NON-CONFERENCE	0- 0	8- 5	7- 2				
6- 2	0- 0	0- 0	HOME	0- 0	6- 2	5- 1				
1- 1	0- 0	0- 0	AWAY	0- 0	1- 1	1- 1				
1- 2	0- 0	0- 0	NEUTRAL	0- 0	1- 2	1- 0				
5- 5	0- 1	1- 0	CONFERENCE	0- 1	4- 3	1- 1				
4- 2	0- 1	1- 0	HOME	0- 0	3- 1	1- 0				
1- 3	0- 0	0- 0	AWAY	0- 1	1- 2	0- 1				
0- 0	0- 0	0- 0	NEUTRAL	0- 0	0- 0	0- 0				

RPI 1-25				RPI 26-50				RPI 51-100				RPI 101+ Team's RPI: 220			
RPI	S	Opponent	Score	RPI	S	Opponent	Score	RPI	S	Opponent	Score	RPI	S	Opponent	Score
1	H	UConn	35 96	45	H	Houston	80 78	99	A	Tulane	58 64	122	N	UTEP	79 93
												143	H	William & Mary	65 71
												152	H	Wichita St.	77 67
												165	A	Cincinnati	79 70
												165	H	Cincinnati	54 66
												171	H	Tulsa	73 67
												174	A	Memphis	36 72
												176	N	Jacksonville St.	73 82
												181	H	Charlotte	58 55
												214	A	SMU	51 65
												214	H	SMU	76 47
												215	H	Richmond	64 65
												224	H	Norfolk St.	51 46
												276	N	Rider	66 63
												281	A	UNCW	62 66
												292	A	Kennesaw St.	66 56
												296	H	USC Upstate	66 53
												300	H	UMES	64 54
												333	H	N.C. Central	73 61
												342	H	Savannah St.	103 37

LAST 12 Division I GAMES:															
214	H	SMU	76 47	171	H	Tulsa	73 67	174	A	Memphis	36 72				
152	H	Wichita St.	77 67	1	H	UConn	35 96								
165	A	Cincinnati	79 70	165	H	Cincinnati	54 66								
99	A	Tulane	58 64	300	H	UMES	64 54								
45	H	Houston	80 78	342	H	Savannah St.	103 37								
214	A	SMU	51 65												

Non-Div I Games:

East Carolina

Loss,
Non-Conf,
S Site,
H Home
A Away
N Neutral

Average RPI Win:	342	WON-LOST	WINNING	LAST 10	STRENGTH OF	OPP. STRENGTH	TEAM	ADJ.	CONF.	ADJ CONF.
Average RPI Loss:	209	RECORD	PCT. RANK	GAMES	SCHEDULE	OF SCHEDULE	RPI	RPI	RPI	RPI
DIV. I ONLY	2- 21	343	1- 9	292	334	346	346	26	26	
DIV. I NON-CONF.	1- 10	327	0- 0	294	315	345	345	27	27	

TOTALS	RPI 1-25	RPI 26-50	W-L RECORDS	RPI 51-100	RPI 101-999	RPI 201+				
2- 21	0- 0	0- 0	OVERALL	0- 3	2- 18	2- 12				
2- 9	0- 0	0- 0	HOME	0- 1	2- 8	2- 6				
0- 11	0- 0	0- 0	AWAY	0- 2	0- 9	0- 6				
0- 1	0- 0	0- 0	NEUTRAL	0- 0	0- 1	0- 0				
1- 10	0- 0	0- 0	NON-CONFERENCE	0- 1	1- 9	1- 4				
1- 4	0- 0	0- 0	HOME	0- 0	1- 4	1- 3				
0- 5	0- 0	0- 0	AWAY	0- 1	0- 4	0- 1				
0- 1	0- 0	0- 0	NEUTRAL	0- 0	0- 1	0- 0				
1- 11	0- 0	0- 0	CONFERENCE	0- 2	1- 9	1- 8				
1- 5	0- 0	0- 0	HOME	0- 1	1- 4	1- 3				
0- 6	0- 0	0- 0	AWAY	0- 1	0- 5	0- 5				
0- 0	0- 0	0- 0	NEUTRAL	0- 0	0- 0	0- 0				

RPI 1-25				RPI 26-50				RPI 51-100				RPI 101+ Team's RPI: 346					
RPI	S	Opponent	Score	RPI	S	Opponent	Score	RPI	S	Opponent	Score	RPI	S	Opponent	Score		
								68	A	Belmont	37	59	125	N	Delaware	37	66
								68	H	Belmont	58	86	126	A	Cleveland St.	69	77
								93	A	Wright St.	46	81	133	H	Northern Ill.	64	93
													172	A	Saint Joseph's	62	80
													176	H	Jacksonville St.	50	59
													183	A	Northwestern	40	74
													212	H	UT Martin	44	72
													216	A	Morehead St.	81	89
													219	H	Southeast Mo. St.	54	77
													230	H	Bradley	52	67
													231	A	Austin Peay	59	69
													252	H	North Texas	61	63
													286	H	Valparaiso	67	76
													302	A	Murray St.	61	72
													307	A	Eastern Ky.	51	67
													317	A	Fort Wayne	77	93
													328	H	Tennessee Tech	57	60
													336	A	Tennessee St.	68	86
													336	H	Tennessee St.	66	59
													348	H	Evansville	79	52
LAST 12 Division I GAMES:																	
328	H	Tennessee Tech	57	60	68	H	Belmont	58	86								
176	H	Jacksonville St.	50	59	336	H	Tennessee St.	66	59								
336	A	Tennessee St.	68	86	307	A	Eastern Ky.	51	67								
68	A	Belmont	37	59	216	A	Morehead St.	81	89								
219	H	Southeast Mo. St.	54	77	231	A	Austin Peay	59	69								
212	H	UT Martin	44	72	302	A	Murray St.	61	72								

Non-Div I Games:

Eastern Ill.

Average RPI Win:	289	WON-LOST	WINNING	LAST 10	STRENGTH OF	OPP. STRENGTH	TEAM	ADJ.	CONF.	ADJ CONF.
Average RPI Loss:	183	RECORD	PCT. RANK	GAMES	SCHEDULE	OF SCHEDULE	RPI	RPI	RPI	RPI
DIV. I ONLY	6- 14	279	3- 7	319	217	307	307	26	26	
DIV. I NON-CONF.	2- 6	280	0- 0	297	75	292	292	27	27	

TOTALS	RPI 1-25	RPI 26-50	W-L RECORDS	RPI 51-100	RPI 101-999	RPI 201+				
6- 14	0- 0	0- 0	OVERALL	0- 2	6- 12	5- 6				
4- 5	0- 0	0- 0	HOME	0- 2	4- 3	3- 1				
2- 9	0- 0	0- 0	AWAY	0- 0	2- 9	2- 5				
0- 0	0- 0	0- 0	NEUTRAL	0- 0	0- 0	0- 0				
2- 6	0- 0	0- 0	NON-CONFERENCE	0- 1	2- 5	2- 1				
1- 2	0- 0	0- 0	HOME	0- 1	1- 1	1- 0				
1- 4	0- 0	0- 0	AWAY	0- 0	1- 4	1- 1				
0- 0	0- 0	0- 0	NEUTRAL	0- 0	0- 0	0- 0				
4- 8	0- 0	0- 0	CONFERENCE	0- 1	4- 7	3- 5				
3- 3	0- 0	0- 0	HOME	0- 1	3- 2	2- 1				
1- 5	0- 0	0- 0	AWAY	0- 0	1- 5	1- 4				
0- 0	0- 0	0- 0	NEUTRAL	0- 0	0- 0	0- 0				

E
a
s
t
e
r
n
K
y
.E
a
s
t
e
r
n
K
y
.

RPI 1-25				RPI 26-50				RPI 51-100				RPI 101+ Team's RPI: 307			
RPI	S	Opponent	Score	RPI	S	Opponent	Score	RPI	S	Opponent	Score	RPI	S	Opponent	Score
								68	H	Belmont	55 77	103	A	George Mason	41 64
								75	H	Ohio	57 69	132	H	SIUE	60 62
												138	H	Kent St.	57 65
												165	A	Cincinnati	53 64
												176	A	Jacksonville St.	51 65
												176	H	Jacksonville St.	48 44
												182	A	Bowling Green	60 77
												212	A	UT Martin	49 77
												218	A	Akron	45 62
												219	A	Southeast Mo. St.	55 69
												231	A	Austin Peay	45 59
												232	H	UNCG	70 59
												302	A	Murray St.	68 75
												322	A	Western Caro.	62 59
												328	A	Tennessee Tech	76 68
												328	H	Tennessee Tech	55 53
												336	H	Tennessee St.	58 59
												346	H	Eastern Ill.	67 51
LAST 12 Division I GAMES:															
336	H	Tennessee St.	58 59	219	A	Southeast Mo. St.	55 69								
68	H	Belmont	55 77	212	A	UT Martin	49 77								
302	A	Murray St.	68 75	346	H	Eastern Ill.	67 51								
231	A	Austin Peay	45 59	132	H	SIUE	60 62								
176	H	Jacksonville St.	48 44	328	A	Tennessee Tech	76 68								
328	H	Tennessee Tech	55 53	176	A	Jacksonville St.	51 65								

Non-Div I Games: Ohio Christian 69 45

Eastern Ky.

■ Loss,
 ■ Non-Conf,
 ■ S Site,
 ■ H Home
 ■ A Away
 N Neutral

Average RPI Win:	197	WON-LOST	WINNING	LAST 10	STRENGTH OF	OPP. STRENGTH	TEAM	ADJ.	CONF.	ADJ CONF.
Average RPI Loss:	148	RECORD	PCT. RANK	GAMES	SCHEDULE	OF SCHEDULE	RPI	RPI	RPI	RPI
DIV. I ONLY	8- 12	227	5- 5	186	184	209	209	7	7	
DIV. I NON-CONF.	3- 7	254	2- 0	334	332	317	317	8	8	

TOTALS	RPI 1-25	RPI 26-50	W-L RECORDS	RPI 51-100	RPI 101-999	RPI 201+				
8- 12	0- 1	0- 1	OVERALL	2- 2	6- 8	3- 3				
4- 3	0- 0	0- 1	HOME	1- 1	3- 1	2- 0				
4- 8	0- 1	0- 0	AWAY	1- 1	3- 6	1- 3				
0- 1	0- 0	0- 0	NEUTRAL	0- 0	0- 1	0- 0				
3- 7	0- 0	0- 0	NON-CONFERENCE	0- 1	3- 6	3- 3				
2- 0	0- 0	0- 0	HOME	0- 0	2- 0	2- 0				
1- 6	0- 0	0- 0	AWAY	0- 1	1- 5	1- 3				
0- 1	0- 0	0- 0	NEUTRAL	0- 0	0- 1	0- 0				
5- 5	0- 1	0- 1	CONFERENCE	2- 1	3- 2	0- 0				
2- 3	0- 0	0- 1	HOME	1- 1	1- 1	0- 0				
3- 2	0- 1	0- 0	AWAY	1- 0	2- 1	0- 0				
0- 0	0- 0	0- 0	NEUTRAL	0- 0	0- 0	0- 0				

RPI	S	Opponent	Score	RPI	S	Opponent	Score	RPI	S	Opponent	Score	RPI	S	Opponent	Score	Team's RPI: 209
18	A	Buffalo	92 97	30	H	Central Mich.	72 95	51	A	Minnesota	56 80	111	H	Western Mich.	69 67	
								62	H	Toledo	70 57	126	A	Cleveland St.	65 77	
								94	A	Miami (OH)	74 59	133	A	Northern Ill.	83 76	
								94	H	Miami (OH)	69 73	138	A	Kent St.	69 76	
												138	H	Kent St.	60 67	
												162	A	Loyola Marymount	64 73	
												182	A	Bowling Green	54 52	
												192	N	Denver	54 60	
												234	A	St. Bonaventure	51 70	
												273	A	Illinois St.	56 65	
												304	A	Detroit Mercy	78 76	
												314	A	Ill. -Chicago	70 73	
												340	H	Florida A&M	83 61	
												349	H	Longwood	73 44	

LAST 12 Division I GAMES:																
30	H	Central Mich.	72 95	138	A	Kent St.	69 76									
18	A	Buffalo	92 97	62	H	Toledo	70 57									
94	H	Miami (OH)	69 73	182	A	Bowling Green	54 52									
133	A	Northern Ill.	83 76	138	H	Kent St.	60 67									
111	H	Western Mich.	69 67	349	H	Longwood	73 44									
94	A	Miami (OH)	74 59	304	A	Detroit Mercy	78 76									

Non-Div I Games: Rochester College 62 29

Eastern Mich.

Eastern Wash.				Through Games Of Feb. 5, 2018							
Average RPI	Win:	242	WON-LOST	WINNING	LAST 10	STRENGTH OF	OPP. STRENGTH	TEAM	ADJ.	CONF.	ADJ CONF.
Loss:	91	RECORD	PCT. RANK	GAMES	SCHEDULE	OF SCHEDULE	RPI	RPI	RPI	RPI	
DIV. I ONLY	11- 11	172	7- 3	220	93	196	196	19	19		
DIV. I NON-CONF.	4- 7	226	1- 0	80	125	167	167	15	15		
<hr/>											
TOTALS	RPI 1-25		RPI 26-50		W-L RECORDS		RPI 51-100		RPI 101-999		RPI 201+
11- 11	0- 1		0- 4		OVERALL		0- 1		11- 5		7- 0
8- 3	0- 0		0- 1		HOME		0- 0		8- 2		4- 0
2- 7	0- 1		0- 3		AWAY		0- 0		2- 3		2- 0
1- 1	0- 0		0- 0		NEUTRAL		0- 1		1- 0		1- 0
4- 7	0- 1		0- 2		NON-CONFERENCE		0- 1		4- 3		3- 0
2- 2	0- 0		0- 0		HOME		0- 0		2- 2		1- 0
1- 4	0- 1		0- 2		AWAY		0- 0		1- 1		1- 0
1- 1	0- 0		0- 0		NEUTRAL		0- 1		1- 0		1- 0
7- 4	0- 0		0- 2		CONFERENCE		0- 0		7- 2		4- 0
6- 1	0- 0		0- 1		HOME		0- 0		6- 0		3- 0
1- 3	0- 0		0- 1		AWAY		0- 0		1- 2		1- 0
0- 0	0- 0		0- 0		NEUTRAL		0- 0		0- 0		0- 0

RPI 1-25					RPI 26-50					RPI 51-100					RPI 101+					Team's RPI: 196	
RPI	S	Opponent	Score		RPI	S	Opponent	Score		RPI	S	Opponent	Score		RPI	S	Opponent	Score			
5	A	Oregon	40	81	34	A	Northern Colo.	62	68	78	N	Saint Mary's (CA)	56	76	116	H	BYU	69	73		
					34	H	Northern Colo.	65	70						146	A	Fresno St.	56	81		
					37	A	Purdue	40	65						154	A	Portland St.	60	75		
					41	A	Gonzaga	45	69						154	H	Portland St.	64	57		
															160	H	Cal Poly	75	72		
															161	H	Idaho	71	64		
															163	A	North Dakota	79	81		
															163	H	North Dakota	74	70		
															193	H	Boise St.	57	61		
															212	N	UT Martin	61	58		
															284	A	Sacramento St.	83	72		
															284	H	Sacramento St.	83	76		
															301	H	Southern Utah	58	41		
															306	H	Utah Valley	61	41		
															309	A	Air Force	65	63		
															324	H	Northern Ariz.	82	62		
LAST 12 Division I GAMES:																					
					154	H	Portland St.	64	57						161	H	Idaho	71	64		
					284	H	Sacramento St.	83	76						284	A	Sacramento St.	83	72		
					34	A	Northern Colo.	62	68						154	A	Portland St.	60	75		
					163	A	North Dakota	79	81						163	H	North Dakota	74	70		
					301	H	Southern Utah	58	41						34	H	Northern Colo.	65	70		
					324	H	Northern Ariz.	82	62						212	N	UT Martin	61	58		

Non-Div I Games:	Multnomah	88	42
------------------	-----------	----	----

Eastern Wash.

Loss, Non-Conf, S Site, H Home A Away N Neutral

En

E
l
o
n

El on

Average RPI Win:	302	WON-LOST	WINNING	LAST 10	STRENGTH OF	OPP. STRENGTH	TEAM	ADJ.	CONF.	ADJ CONF.
Average RPI Loss:	217	RECORD	PCT. RANK	GAMES	SCHEDULE	OF SCHEDULE	RPI	RPI	RPI	RPI
DIV. I ONLY	1- 18	344	0- 10	316	308	348	348	24	24	
DIV. I NON-CONF.	1- 8	313	0- 2	310	341	346	346	22	22	

TOTALS	RPI 1-25	RPI 26-50	W-L RECORDS	RPI 51-100	RPI 101-999	RPI 201+				
1- 18	0- 0	0- 1	OVERALL	0- 2	1- 15	1- 12				
1- 6	0- 0	0- 0	HOME	0- 0	1- 6	1- 4				
0- 12	0- 0	0- 0	AWAY	0- 1	0- 2	0- 2				
0- 0	0- 0	0- 0	NEUTRAL	0- 0	0- 0	0- 0				
1- 8	0- 0	0- 1	NON-CONFERENCE	0- 1	1- 6	1- 6				
1- 1	0- 0	0- 0	HOME	0- 0	1- 1	1- 1				
0- 7	0- 0	0- 1	AWAY	0- 1	0- 5	0- 5				
0- 0	0- 0	0- 0	NEUTRAL	0- 0	0- 0	0- 0				
0- 10	0- 0	0- 0	CONFERENCE	0- 1	0- 9	0- 6				
0- 5	0- 0	0- 0	HOME	0- 0	0- 5	0- 3				
0- 5	0- 0	0- 0	AWAY	0- 1	0- 4	0- 3				
0- 0	0- 0	0- 0	NEUTRAL	0- 0	0- 0	0- 0				

RPI 1-25	RPI 26-50	RPI 51-100	RPI 101+	Team's RPI: 348
RPI S Opponent Score	RPI S Opponent Score	RPI S Opponent Score	RPI S Opponent Score	
	43 A Western Ky. 54 92	90 A Drake 66 107	114 H Missouri St. 65 95	
		98 A Kentucky 62 100	136 H Southern Ill. 62 74	
			167 A UNI 41 65	
			216 H Morehead St. 75 82	
			219 A Southeast Mo. St. 65 74	
			230 H Bradley 59 117	
			231 A Austin Peay 73 82	
			253 A Indiana St. 48 56	
			253 H Indiana St. 57 66	
			273 H Illinois St. 43 67	
			286 A Valparaiso 59 101	
			302 H Murray St. 89 81	
			312 A Alabama A&M 56 70	
			314 A Ill. -Chicago 77 96	
			318 A Loyola Chicago 63 82	
			346 A Eastern Ill. 52 79	
LAST 12 Division I GAMES:				
253 H Indiana St. 57 66	167 A UNI 41 65	253 A Indiana St. 48 56	114 H Missouri St. 65 95	
318 A Loyola Chicago 63 82	136 H Southern Ill. 62 74	219 A Southeast Mo. St. 65 74	314 A Ill. -Chicago 77 96	
286 A Valparaiso 59 101	90 A Drake 66 107			
230 H Bradley 59 117				
273 H Illinois St. 43 67				

Non-Div I Games: Oakland City 96 59 Westminster (MO) 79 53

FGCU				Through Games Of Feb. 3, 2018							
Average RPI Win:		177	WON-LOST RECORD	WINNING PCT. RANK	LAST 10 GAMES	STRENGTH OF SCHEDULE	OPP. STRENGTH OF SCHEDULE	TEAM RPI	ADJ. RPI	CONF. RPI	ADJ CONF. RPI
Average RPI Loss:		101									
DIV. I ONLY			18- 4	17	8- 1	98	141	38	38	22	22
DIV. I NON-CONF.			11- 3	46	3- 0	38	55	17	17	21	21

TOTALS		RPI 1-25	RPI 26-50		W-L RECORDS		RPI 51-100	RPI 101-999	RPI 201+		
18- 4		1- 1	1- 0		OVERALL		2- 2	14- 1	7- 1		
9- 0		0- 0	1- 0		HOME		2- 0	6- 0	2- 0		
7- 2		0- 0	0- 0		AWAY		0- 0	7- 0	5- 0		
2- 2		1- 1	0- 0		NEUTRAL		0- 1	1- 0	0- 0		
11- 3		1- 1	1- 0		NON-CONFERENCE		2- 2	7- 0	3- 0		
5- 0		0- 0	1- 0		HOME		2- 0	2- 0	0- 0		
4- 1		0- 0	0- 0		AWAY		0- 1	4- 0	3- 0		
2- 2		1- 1	0- 0		NEUTRAL		0- 1	1- 0	0- 0		
7- 1		0- 0	0- 0		CONFERENCE		0- 0	7- 1	4- 1		
4- 0		0- 0	0- 0		HOME		0- 0	4- 0	2- 0		
3- 1		0- 0	0- 0		AWAY		0- 0	3- 1	2- 1		
0- 0		0- 0	0- 0		NEUTRAL		0- 0	0- 0	0- 0		

RPI 1-25				RPI 26-50				RPI 51-100				RPI 101+			
RPI	S	Opponent	Score	RPI	S	Opponent	Score	RPI	S	Opponent	Score	RPI	S	Opponent	Score
7	N	Ohio St.	62 104	42	H	South Dakota St.	87 78	68	N	Belmont	65 75	110	A	Jacksonville	65 63
23	N	DePaul	89 84					74	H	Harvard	65 56	110	H	Jacksonville	63 58
								92	A	Chattanooga	61 68	132	H	SIUE	66 49
								98	H	Kentucky	70 64	138	N	Kent St.	80 62
												155	H	Stetson	80 40
												195	H	Illinois	85 61
												197	A	Siena	63 50
												205	A	Abilene Christian	94 55
												218	A	Akron	82 63
												237	A	North Florida	73 75
												261	A	Lipscomb	68 54
												288	A	FIU	88 52
												292	A	Kennesaw St.	78 57
												296	H	USC Upstate	93 60
												344	H	NJIT	90 66

LAST 12 Division I GAMES:															
110	A	Jacksonville	65 63	344	H	NJIT	90 66	155	H	Stetson	80 40	42	H	South Dakota St.	87 78
237	A	North Florida	73 75	132	H	SIUE	66 49	74	H	Harvard	65 56	92	A	Chattanooga	61 68
110	H	Jacksonville	63 58	74	H	Harvard	65 56								
261	A	Lipscomb	68 54	92	A	Chattanooga	61 68								
292	A	Kennesaw St.	78 57												
296	H	USC Upstate	93 60												

Non-Div I Games: Southeastern (FL) 76 66 Ave Maria 99 35 Fla. Memorial 82 43

FGCU

Loss, Non-Conf, S Site, H Home A Away N Neutral

Average RPI Win:	260	WON-LOST	WINNING	LAST 10	STRENGTH OF	OPP. STRENGTH	TEAM	ADJ.	CONF.	ADJ CONF.
Average RPI Loss:	167	RECORD	PCT. RANK	GAMES	SCHEDULE	OF SCHEDULE	RPI	RPI	RPI	RPI
DIV. I ONLY	6- 15	281	4- 6	170	282	288	288	18	18	
DIV. I NON-CONF.	3- 10	285	1- 3	252	274	329	329	19	19	

TOTALS	RPI 1-25	RPI 26-50	W-L RECORDS	RPI 51-100	RPI 101-999	RPI 201+				
6- 15	0- 0	0- 3	OVERALL	0- 2	6- 10	4- 6				
6- 8	0- 0	0- 2	HOME	0- 1	6- 5	4- 2				
0- 7	0- 0	0- 1	AWAY	0- 1	0- 5	0- 4				
0- 0	0- 0	0- 0	NEUTRAL	0- 0	0- 0	0- 0				
3- 10	0- 0	0- 2	NON-CONFERENCE	0- 1	3- 7	3- 4				
3- 6	0- 0	0- 2	HOME	0- 0	3- 4	3- 2				
0- 4	0- 0	0- 0	AWAY	0- 1	0- 3	0- 2				
0- 0	0- 0	0- 0	NEUTRAL	0- 0	0- 0	0- 0				
3- 5	0- 0	0- 1	CONFERENCE	0- 1	3- 3	1- 2				
3- 2	0- 0	0- 0	HOME	0- 1	3- 1	1- 0				
0- 3	0- 0	0- 1	AWAY	0- 0	0- 2	0- 2				
0- 0	0- 0	0- 0	NEUTRAL	0- 0	0- 0	0- 0				

RPI 1-25				RPI 26-50				RPI 51-100				RPI 101+				Team's RPI: 288	
RPI	S	Opponent	Score	RPI	S	Opponent	Score	RPI	S	Opponent	Score	RPI	S	Opponent	Score		
				28	H	South Fla.	52 82	60	A	Miami (FL)	69 77	108	H	Rice	68 58		
				38	H	FGCU	52 88	80	H	UAB	61 71	122	H	UTEP	76 77		
				43	A	Western Ky.	47 101					123	A	Georgetown	56 77		
												134	H	Clemson	65 67		
												144	H	Bethune-Cookman	59 77		
												188	H	Louisiana Tech	57 54		
												260	A	Howard	62 69		
												263	A	Morgan St.	51 62		
												266	H	North Dakota St.	68 71		
												309	H	Air Force	70 69		
												310	A	Old Dominion	60 68		
												312	H	Alabama A&M	51 58		
												313	H	Vermont	80 70		
												315	H	Charleston So.	77 70		
												329	A	Marshall I	75 78		
												329	H	Marshall I	67 54		
LAST 12 Division I GAMES:																	
				310	A	Old Dominion	60 68	329	H	Marshall I	67 54						
				329	A	Marshall I	75 78	122	H	UTEP	76 77						
				80	H	UAB	61 71	313	H	Vermont	80 70						
				188	H	Louisiana Tech	57 54	134	H	Clemson	65 67						
				108	H	Rice	68 58	266	H	North Dakota St.	68 71						
				43	A	Western Ky.	47 101	28	H	South Fla.	52 82						

Non-Div I Games:

FIU

Average RPI Win:	282	WON-LOST	WINNING	LAST 10	STRENGTH OF	OPP. STRENGTH	TEAM	ADJ.	CONF.	ADJ CONF.
Average RPI Loss:	157	RECORD	PCT. RANK	GAMES	SCHEDULE	OF SCHEDULE	RPI	RPI	RPI	RPI
DIV. I ONLY	8- 13	239	5- 5	264	268	257	257	27	27	
DIV. I NON-CONF.	3- 8	268	0- 2	275	251	288	288	26	26	

TOTALS	RPI 1-25	RPI 26-50	W-L RECORDS	RPI 51-100	RPI 101-999	RPI 201+				
8- 13	0- 0	0- 1	OVERALL	0- 3	8- 9	7- 3				
5- 4	0- 0	0- 1	HOME	0- 1	5- 2	5- 2				
3- 8	0- 0	0- 0	AWAY	0- 2	3- 6	2- 1				
0- 1	0- 0	0- 0	NEUTRAL	0- 0	0- 1	0- 0				
3- 8	0- 0	0- 1	NON-CONFERENCE	0- 1	3- 6	2- 2				
2- 2	0- 0	0- 1	HOME	0- 0	2- 1	2- 1				
1- 5	0- 0	0- 0	AWAY	0- 1	1- 4	0- 1				
0- 1	0- 0	0- 0	NEUTRAL	0- 0	0- 1	0- 0				
5- 5	0- 0	0- 0	CONFERENCE	0- 2	5- 3	5- 1				
3- 2	0- 0	0- 0	HOME	0- 1	3- 1	3- 1				
2- 3	0- 0	0- 0	AWAY	0- 1	2- 2	2- 0				
0- 0	0- 0	0- 0	NEUTRAL	0- 0	0- 0	0- 0				

RPI	S	Opponent	Score	RPI	S	Opponent	Score	RPI	S	Opponent	Score	RPI	S	Opponent	Score	Team's RPI: 257
26	H	Villanova	44	73	52	A	Quinnipiac	45	77	143	A	William & Mary	47	57		
					52	H	Quinnipiac	39	58	151	A	Northeastern	43	63		
					100	A	Seton Hall	61	80	156	A	Lehigh	53	56		
										158	N	New Hampshire	61	71		
										177	A	Marist	63	71		
										197	A	Siena	40	51		
										199	A	Boston College	66	58		
										215	H	Richmond	67	72		
										233	H	Niagara	59	53		
										275	H	Mt. St. Mary's	76	65		
										276	A	Rider	68	57		
										276	H	Rider	45	61		
										289	A	Canisius	56	52		
										295	H	Monmouth	61	55		
										334	A	Rhode Island	47	62		
										343	H	Saint Peter's	62	41		
										347	H	UMass Lowell	78	67		
LAST 12 Division I GAMES:																
52	H	Quinnipiac	39	58	276	H	Rider	45	61							
276	A	Rider	68	57	295	H	Monmouth	61	55							
197	A	Siena	40	51	233	H	Niagara	59	53							
52	A	Quinnipiac	45	77	289	A	Canisius	56	52							
343	H	Saint Peter's	62	41	100	A	Seton Hall	61	80							
177	A	Marist	63	71	334	A	Rhode Island	47	62							

Non-Div I Games:

Fairfield

Average RPI Win: 297	WON-LOST RECORD	WINNING PCT. RANK	LAST 10 GAMES	STRENGTH OF SCHEDULE	OPP. STRENGTH OF SCHEDULE	TEAM RPI	ADJ. RPI	CONF. RPI	ADJ CONF. RPI
Average RPI Loss: 188									
DIV. I ONLY	13- 7	91	6- 4	348	329	258	258	29	29
DIV. I NON-CONF.	7- 3	74	1- 1	347	325	259	259	29	29

TOTALS	RPI 1-25	RPI 26-50	W-L RECORDS	RPI 51-100	RPI 101-999	RPI 201+			
13- 7	0- 1	0- 0	OVERALL	0- 0	13- 6	12- 3			
7- 4	0- 0	0- 0	HOME	0- 0	7- 4	6- 1			
6- 3	0- 1	0- 0	AWAY	0- 0	6- 2	6- 2			
0- 0	0- 0	0- 0	NEUTRAL	0- 0	0- 0	0- 0			
7- 3	0- 1	0- 0	NON-CONFERENCE	0- 0	7- 2	6- 1			
5- 1	0- 0	0- 0	HOME	0- 0	5- 1	4- 0			
2- 2	0- 1	0- 0	AWAY	0- 0	2- 1	2- 1			
0- 0	0- 0	0- 0	NEUTRAL	0- 0	0- 0	0- 0			
6- 4	0- 0	0- 0	CONFERENCE	0- 0	6- 4	6- 2			
2- 3	0- 0	0- 0	HOME	0- 0	2- 3	2- 1			
4- 1	0- 0	0- 0	AWAY	0- 0	4- 1	4- 1			
0- 0	0- 0	0- 0	NEUTRAL	0- 0	0- 0	0- 0			

RPI 1-25				RPI 26-50				RPI 51-100				RPI 101+ Team's RPI: 258			
RPI	S	Opponent	Score	RPI	S	Opponent	Score	RPI	S	Opponent	Score	RPI	S	Opponent	Score
17	A	Rutgers	35 101									131	H	Saint Francis (PA)	56 80
												148	H	Robert Morris	68 77
												180	H	Army West Point	58 56
												201	H	Stony Brook	51 56
												260	A	Howard	65 68
												264	A	LIU Brooklyn	61 49
												271	H	Colgate	61 51
												275	A	Mt. St. Mary's	52 55
												280	H	Sacred Heart	69 59
												282	A	Bryant	77 69
												282	H	Bryant	48 65
												287	A	St. Francis Brooklyn	70 62
												295	H	Monmouth	78 61
												298	H	Central Conn. St.	78 49
												325	A	Wagner	74 64
												343	H	Saint Peter's	69 59
												344	A	NJIT	74 70
												347	H	UMass Lowell	60 51
												349	A	Longwood	72 52
LAST 12 Division I GAMES:															
282	A	Bryant	77 69	275	A	Mt. St. Mary's	52 55	325	A	Wagner	74 64	131	H	Saint Francis (PA)	56 80
264	A	LIU Brooklyn	61 49	343	H	Saint Peter's	69 59	148	H	Robert Morris	68 77	280	H	Sacred Heart	69 59
287	A	St. Francis Brooklyn	70 62	17	A	Rutgers	35 101	344	A	NJIT	74 70	282	H	Bryant	48 65

Non-Div I Games: Rutgers-Newark 76 40

Fairleigh Dickinson

Average RPI Win:	262	WON-LOST	WINNING	LAST 10	STRENGTH OF	OPP. STRENGTH	TEAM	ADJ.	CONF.	ADJ CONF.
Average RPI Loss:	117	RECORD	PCT. RANK	GAMES	SCHEDULE	OF SCHEDULE	RPI	RPI	RPI	RPI
DIV. I ONLY	10- 9	156	6- 4	159	256	179	179	18	18	
DIV. I NON-CONF.	6- 5	153	3- 1	292	275	232	232	19	19	

TOTALS	RPI 1-25	RPI 26-50	W-L RECORDS	RPI 51-100	RPI 101-999	RPI 201+				
10- 9	0- 0	0- 1	OVERALL	0- 3	10- 5	8- 1				
7- 3	0- 0	0- 0	HOME	0- 1	7- 2	5- 1				
3- 5	0- 0	0- 1	AWAY	0- 2	3- 2	3- 0				
0- 1	0- 0	0- 0	NEUTRAL	0- 0	0- 1	0- 0				
6- 5	0- 0	0- 0	NON-CONFERENCE	0- 2	6- 3	6- 1				
4- 2	0- 0	0- 0	HOME	0- 1	4- 1	4- 1				
2- 2	0- 0	0- 0	AWAY	0- 1	2- 1	2- 0				
0- 1	0- 0	0- 0	NEUTRAL	0- 0	0- 1	0- 0				
4- 4	0- 0	0- 1	CONFERENCE	0- 1	4- 2	2- 0				
3- 1	0- 0	0- 0	HOME	0- 0	3- 1	1- 0				
1- 3	0- 0	0- 1	AWAY	0- 1	1- 1	1- 0				
0- 0	0- 0	0- 0	NEUTRAL	0- 0	0- 0	0- 0				

RPI 1-25				RPI 26-50				RPI 51-100				RPI 101+				Team's RPI: 179	
RPI	S	Opponent	Score	RPI	S	Opponent	Score	RPI	S	Opponent	Score	RPI	S	Opponent	Score		
				43	A	Western Ky.	63 82										
								54	A	Nebraska	69 86	108	H	Ri ce	53 67		
								61	H	Mercer	55 66	122	A	UTEP	70 75		
								80	A	UAB	57 90	122	H	UTEP	72 66		
												127	A	Col orado	69 76		
												182	N	Bowl ing Green	55 66		
												188	H	Loui si ana Tech	86 72		
												237	H	North Flori da	83 75		
												253	A	Indi ana St.	66 58		
												259	H	UMKC	65 55		
												278	H	Grand Canyon	73 77		
												287	H	St. Franci s Brookl yn	80 60		
												305	A	UTSA	99 65		
												316	A	Georgi a St.	82 50		
												326	H	Del aware St.	90 67		
												329	H	Marshal l	79 59		
LAST 12 Division I GAMES:																	
				43	A	Western Ky.	63 82	122	H	UTEP	72 66						
				80	A	UAB	57 90	329	H	Marshal l	79 59						
				305	A	UTSA	99 65	259	H	UMKC	65 55						
				188	H	Loui si ana Tech	86 72	326	H	Del aware St.	90 67						
				122	A	UTEP	70 75	54	A	Nebraska	69 86						
				108	H	Ri ce	53 67	316	A	Georgi a St.	82 50						

Non-Div I Games:

Fla. Atlantic

Average RPI Win:	206	WON-LOST	WINNING	LAST 10	STRENGTH OF	OPP. STRENGTH	TEAM	ADJ.	CONF.	ADJ CONF.
Average RPI Loss:	78	RECORD	PCT. RANK	GAMES	SCHEDULE	OF SCHEDULE	RPI	RPI	RPI	RPI
DIV. I ONLY	10- 12	205	3- 7	94	63	175	175	2	2	
DIV. I NON-CONF.	8- 5	111	2- 1	231	131	193	193	2	2	

TOTALS	RPI 1-25	RPI 26-50	W-L RECORDS	RPI 51-100	RPI 101-999	RPI 201+				
10- 12	0- 4	1- 1	OVERALL	1- 3	8- 4	5- 1				
6- 8	0- 3	0- 1	HOME	0- 3	6- 1	3- 1				
2- 3	0- 1	1- 0	AWAY	1- 0	0- 2	0- 0				
2- 1	0- 0	0- 0	NEUTRAL	0- 0	2- 1	2- 0				
8- 5	0- 2	1- 0	NON-CONFERENCE	0- 1	7- 2	5- 1				
5- 4	0- 2	0- 0	HOME	0- 1	5- 1	3- 1				
1- 0	0- 0	1- 0	AWAY	0- 0	0- 0	0- 0				
2- 1	0- 0	0- 0	NEUTRAL	0- 0	2- 1	2- 0				
2- 7	0- 2	0- 1	CONFERENCE	1- 2	1- 2	0- 0				
1- 4	0- 1	0- 1	HOME	0- 2	1- 0	0- 0				
1- 3	0- 1	0- 0	AWAY	1- 0	0- 2	0- 0				
0- 0	0- 0	0- 0	NEUTRAL	0- 0	0- 0	0- 0				

RPI	S	Opponent	Score	RPI	S	Opponent	Score	RPI	S	Opponent	Score	RPI	S	Opponent	Score	Team's RPI: 175
3	A	Mississippi St.	53 90	27	H	LSU	59 66	86	H	Alabama	54 63	106	A	Auburn	55 84	
6	H	Florida St.	54 84	31	A	Oklahoma	80 61	92	H	Chattanooga	60 65	110	H	Jacksonville	69 59	
7	H	Ohio St.	77 103					97	A	Arkansas	65 51	124	A	Ole Miss	75 78	
19	H	Georgia	57 66					98	H	Kentucky	53 56	124	H	Ole Miss	61 60	
												155	N	Stetson	71 85	
												172	H	Saint Joseph's	71 51	
												213	H	Arkansas St.	69 70	
												215	N	Richmond	87 80	
												316	H	Georgia St.	82 66	
												326	H	Delaware St.	85 51	
												329	H	Marshall	74 69	
												342	N	Savannah St.	90 40	
LAST 12 Division I GAMES:																
19	H	Georgia	57 66	124	A	Ole Miss	75 78	86	H	Alabama	54 63	106	A	Auburn	55 84	
3	A	Mississippi St.	53 90	86	H	Alabama	54 63	92	H	Chattanooga	60 65	110	H	Jacksonville	69 59	
124	H	Ole Miss	61 60	97	A	Arkansas	65 51	98	H	Kentucky	53 56	124	H	Ole Miss	61 60	
97	A	Arkansas	65 51	326	H	Delaware St.	85 51					155	N	Stetson	71 85	
27	H	LSU	59 66	172	H	Saint Joseph's	71 51					172	H	Saint Joseph's	71 51	
98	H	Kentucky	53 56	92	H	Chattanooga	60 65					213	H	Arkansas St.	69 70	

Non-Div I Games:

Florida

Average RPI Win:	303	WON-LOST	WINNING	LAST 10	STRENGTH OF	OPP. STRENGTH	TEAM	ADJ.	CONF.	ADJ CONF.
Average RPI Loss:	219	RECORD	PCT. RANK	GAMES	SCHEDULE	OF SCHEDULE	RPI	RPI	RPI	RPI
DIV. I ONLY	3- 18	321	2- 8	330	288	340	340	31	31	
DIV. I NON-CONF.	1- 11	331	0- 3	325	218	342	342	31	31	

TOTALS	RPI 1-25	RPI 26-50	W-L RECORDS	RPI 51-100	RPI 101-999	RPI 201+				
3- 18	0- 0	0- 0	OVERALL	0- 3	3- 15	3- 13				
2- 3	0- 0	0- 0	HOME	0- 0	2- 3	2- 3				
1- 14	0- 0	0- 0	AWAY	0- 3	1- 11	1- 9				
0- 1	0- 0	0- 0	NEUTRAL	0- 0	0- 1	0- 1				
1- 11	0- 0	0- 0	NON-CONFERENCE	0- 3	1- 8	1- 8				
0- 2	0- 0	0- 0	HOME	0- 0	0- 2	0- 2				
1- 8	0- 0	0- 0	AWAY	0- 3	1- 5	1- 5				
0- 1	0- 0	0- 0	NEUTRAL	0- 0	0- 1	0- 1				
2- 7	0- 0	0- 0	CONFERENCE	0- 0	2- 7	2- 5				
2- 1	0- 0	0- 0	HOME	0- 0	2- 1	2- 1				
0- 6	0- 0	0- 0	AWAY	0- 0	0- 6	0- 4				
0- 0	0- 0	0- 0	NEUTRAL	0- 0	0- 0	0- 0				

RPI 1-25				RPI 26-50				RPI 51-100				RPI 101+ Team's RPI: 340			
RPI	S	Opponent	Score	RPI	S	Opponent	Score	RPI	S	Opponent	Score	RPI	S	Opponent	Score
								86	A	Al abama	55 91	144	A	Bethune-Cookman	42 44
								88	A	Kansas St.	57 81	186	A	Hampton	65 66
								94	A	Mi ami (OH)	33 73	202	A	Xavi er	52 70
												209	A	Eastern Mi ch.	61 83
												222	A	Texas Tech	63 82
												224	A	Norfol k St.	49 70
												235	A	Omaha	73 78
												237	H	North Florida	68 77
												255	N	A&M-Corpus Christi	55 58
												260	A	Howard	65 76
												260	H	Howard	74 59
												263	A	Morgan St.	56 61
												280	H	Sacred Heart	68 73
												293	A	Coppin St.	56 62
												321	A	UTRGV	38 51
												322	A	Western Caro.	80 63
												326	H	Del aware St.	59 54
												342	H	Savannah St.	47 65

LAST 12 Division I GAMES:															
				260	A	Howard	65 76	293	A	Coppin St.	56 62				
				342	H	Savannah St.	47 65	263	A	Morgan St.	56 61				
				224	A	Norfol k St.	49 70	260	H	Howard	74 59				
				186	A	Hampton	65 66	86	A	Al abama	55 91				
				326	H	Del aware St.	59 54	202	A	Xavi er	52 70				
				144	A	Bethune-Cookman	42 44	94	A	Mi ami (OH)	33 73				

Non-Div I Games: Lynn 74 37

Florida A&M

Average RPI Win:	121	WON-LOST	WINNING	LAST 10	STRENGTH OF	OPP. STRENGTH	TEAM	ADJ.	CONF.	ADJ CONF.
Average RPI Loss:	15	RECORD	PCT. RANK	GAMES	SCHEDULE	OF SCHEDULE	RPI	RPI	RPI	RPI
DIV. I ONLY	18- 4	17	7- 3	9	36	6	6	1	1	
DIV. I NON-CONF.	12- 1	6	2- 1	43	81	8	8	1	1	
<hr/>										
TOTALS	RPI 1-25	RPI 26-50	W-L RECORDS	RPI 51-100	RPI 101-999	RPI 201+				
18- 4	2- 3	2- 1	OVERALL	4- 0	10- 0	3- 0				
9- 1	0- 1	1- 0	HOME	3- 0	5- 0	2- 0				
9- 3	2- 2	1- 1	AWAY	1- 0	5- 0	1- 0				
0- 0	0- 0	0- 0	NEUTRAL	0- 0	0- 0	0- 0				
12- 1	1- 1	2- 0	NON-CONFERENCE	1- 0	8- 0	3- 0				
6- 0	0- 0	1- 0	HOME	0- 0	5- 0	2- 0				
6- 1	1- 1	1- 0	AWAY	1- 0	3- 0	1- 0				
0- 0	0- 0	0- 0	NEUTRAL	0- 0	0- 0	0- 0				
6- 3	1- 2	0- 1	CONFERENCE	3- 0	2- 0	0- 0				
3- 1	0- 1	0- 0	HOME	3- 0	0- 0	0- 0				
3- 2	1- 1	0- 1	AWAY	0- 0	2- 0	0- 0				
0- 0	0- 0	0- 0	NEUTRAL	0- 0	0- 0	0- 0				

RPI	S	Opponent	Score	RPI	S	Opponent	Score	RPI	S	Opponent	Score	RPI	S	Opponent	Score
2	H	Notre Dame	69 100	33	H	Arizona St.	77 66	60	H	Miami (FL)	105 67	102	A	Wake Forest	81 79
4	A	Louisville	50 49	35	A	Syracuse	69 76	63	H	Virginia Tech	107 62	110	H	Jacksonville	82 50
11	A	Texas	72 87	49	A	Creighton	92 82	83	A	James Madison	79 63	134	A	Clemson	69 47
13	A	NC State	56 65					84	H	North Carolina	103 65	155	H	Stetson	84 39
25	A	Iowa	94 93									168	H	Samford	87 62
												175	A	Florida	84 54
												176	A	Jacksonville St.	75 51
												237	H	North Florida	109 51
												247	A	Grambling	96 53
												280	H	Sacred Heart	101 52
<hr/>															
LAST 12 Division I GAMES:															
13	A	NC State	56 65	35	A	Syracuse	69 76	134	A	Clemson	69 47				
2	H	Notre Dame	69 100	84	H	North Carolina	103 65	110	H	Jacksonville	82 50				
4	A	Louisville	50 49	49	A	Creighton	92 82	49	A	Creighton	92 82				
102	A	Wake Forest	81 79	11	A	Texas	72 87								
63	H	Virginia Tech	107 62												
60	H	Miami (FL)	105 67												

Non-Div I Games:

Florida St.

Average RPI Win:	177	WON-LOST	WINNING	LAST 10	STRENGTH OF	OPP. STRENGTH	TEAM	ADJ.	CONF.	ADJ CONF.
Average RPI Loss:	81	RECORD	PCT. RANK	GAMES	SCHEDULE	OF SCHEDULE	RPI	RPI	RPI	RPI
DIV. I ONLY	17- 6	49	8- 2	131	100	66	66	12	12	
DIV. I NON-CONF.	9- 4	82	2- 0	120	61	71	71	10	10	

TOTALS	RPI 1-25	RPI 26-50	W-L RECORDS	RPI 51-100	RPI 101-999	RPI 201+				
17- 6	0- 1	1- 1	OVERALL	3- 3	13- 1	7- 0				
11- 2	0- 1	1- 1	HOME	2- 0	8- 0	3- 0				
6- 4	0- 0	0- 0	AWAY	1- 3	5- 1	4- 0				
0- 0	0- 0	0- 0	NEUTRAL	0- 0	0- 0	0- 0				
9- 4	0- 1	1- 0	NON-CONFERENCE	2- 2	6- 1	3- 0				
7- 1	0- 1	1- 0	HOME	1- 0	5- 0	2- 0				
2- 3	0- 0	0- 0	AWAY	1- 2	1- 1	1- 0				
0- 0	0- 0	0- 0	NEUTRAL	0- 0	0- 0	0- 0				
8- 2	0- 0	0- 1	CONFERENCE	1- 1	7- 0	4- 0				
4- 1	0- 0	0- 1	HOME	1- 0	3- 0	1- 0				
4- 1	0- 0	0- 0	AWAY	0- 1	4- 0	3- 0				
0- 0	0- 0	0- 0	NEUTRAL	0- 0	0- 0	0- 0				

RPI 1-25				RPI 26-50				RPI 51-100 Team's RPI: 66				RPI 101+			
RPI	S	Opponent	Score	RPI	S	Opponent	Score	RPI	S	Opponent	Score	RPI	S	Opponent	Score
10	H	UCLA	30 67	34	H	Northern Colo.	48 33	59	A	St. John's (NY)	67 64	103	A	George Mason	67 62
				40	H	Dayton	62 63	65	A	Albany (NY)	52 59	113	H	George Washington	61 50
								70	H	UC Davis	70 62	135	H	Bucknell	71 62
								82	A	Penn St.	60 65	142	H	Pittsburgh	58 55
								89	A	Saint Louis	85 91	153	H	Davidson	66 58
								89	H	Saint Louis	66 63	157	H	Hartford	69 44
												199	A	Boston College	52 55
												215	A	Richmond	43 38
												234	H	St. Bonaventure	72 48
												245	A	Manhattan	54 48
												291	A	Massachusetts	62 51
												308	A	VCU	64 54
												330	H	UMBC	55 46
												338	H	Iona	78 48
LAST 12 Division I GAMES:															
89	A	Saint Louis	85 91	153	H	Davidson	66 58								
103	A	George Mason	67 62	89	H	Saint Louis	66 63								
234	H	St. Bonaventure	72 48	291	A	Massachusetts	62 51								
215	A	Richmond	43 38	113	H	George Washington	61 50								
40	H	Dayton	62 63	70	H	UC Davis	70 62								
308	A	VCU	64 54	157	H	Hartford	69 44								

Non-Div I Games:

Fordham

Average RPI Win: 300
Average RPI Loss: 168

WON-LOST
RECORD

WINNING
PCT. RANK

LAST 10
GAMES

STRENGTH OF
SCHEDULE

OPP. STRENGTH
OF SCHEDULE

TEAM
RPI

ADJ.
RPI

CONF.
RPI

ADJ CONF.
RPI

DIV. I ONLY	3- 16	317	1- 9	173	265	317	317	14	14
DIV. I NON-CONF.	2- 8	290	0- 2	286	307	336	336	17	17

TOTALS	RPI 1-25	RPI 26-50	W-L RECORDS	RPI 51-100	RPI 101-999	RPI 201+			
3- 16	0- 0	0- 2	OVERALL	0- 2	3- 12	3- 7			
3- 5	0- 0	0- 0	HOME	0- 0	3- 5	3- 2			
0- 11	0- 0	0- 2	AWAY	0- 2	0- 7	0- 5			
0- 0	0- 0	0- 0	NEUTRAL	0- 0	0- 0	0- 0			
2- 8	0- 0	0- 1	NON-CONFERENCE	0- 1	2- 6	2- 4			
2- 2	0- 0	0- 0	HOME	0- 0	2- 2	2- 1			
0- 6	0- 0	0- 1	AWAY	0- 1	0- 4	0- 3			
0- 0	0- 0	0- 0	NEUTRAL	0- 0	0- 0	0- 0			
1- 8	0- 0	0- 1	CONFERENCE	0- 1	1- 6	1- 3			
1- 3	0- 0	0- 0	HOME	0- 0	1- 3	1- 1			
0- 5	0- 0	0- 1	AWAY	0- 1	0- 3	0- 2			
0- 0	0- 0	0- 0	NEUTRAL	0- 0	0- 0	0- 0			

RPI	S	Opponent	Score	RPI	S	Opponent	Score	RPI	S	Opponent	Score	RPI	S	Opponent	Score	Team's RPI: 317
32	A	Michigan	45 77	68	A	Belmont	42 74	105	A	Western Ill.	44 91	105	H	Western Ill.	64 100	
42	A	South Dakota St.	49 105	72	A	South Dakota	43 85	115	H	Milwaukee	48 60	192	H	Denver	55 73	
								195	A	Illinois	50 64	202	A	Xavier	50 62	
								207	A	Oral Roberts	45 66	207	H	Oral Roberts	48 73	
								235	H	Omaha	76 65	266	A	North Dakota St.	56 72	
								279	A	Coastal Caro.	58 67	286	A	Valparaiso	50 68	
								314	H	Ill.-Chicago	51 67	318	H	Loyola Chicago	79 70	
								346	H	Eastern Ill.	93 77					
LAST 12 Division I GAMES:																
207	A	Oral Roberts	45 66	192	H	Denver	55 73									
42	A	South Dakota St.	49 105	207	H	Oral Roberts	48 73									
266	A	North Dakota St.	56 72	105	H	Western Ill.	64 100									
105	A	Western Ill.	44 91	286	A	Valparaiso	50 68									
72	A	South Dakota	43 85	32	A	Michigan	45 77									
235	H	Omaha	76 65	115	H	Milwaukee	48 60									

Non-Div I Games:

Quincy

73 72

Maryville (MO)

70

76

Findlay

55

75

Fort Wayne

Loss, Non-Conf, S Site, H Home A Away N Neutral

Average RPI Win:	196	WON-LOST	WINNING	LAST 10	STRENGTH OF	OPP. STRENGTH	TEAM	ADJ.	CONF.	ADJ CONF.
Average RPI Loss:	172	RECORD	PCT. RANK	GAMES	SCHEDULE	OF SCHEDULE	RPI	RPI	RPI	RPI
DIV. I ONLY	13- 10	134	7- 3	189	172	146	146	16	16	
DIV. I NON-CONF.	5- 6	187	0- 0	114	256	178	178	14	14	

TOTALS	RPI 1-25	RPI 26-50	W-L RECORDS	RPI 51-100	RPI 101-999	RPI 201+				
13- 10	0- 0	0- 1	OVERALL	2- 1	11- 8	6- 2				
10- 2	0- 0	0- 1	HOME	1- 0	9- 1	4- 1				
3- 8	0- 0	0- 0	AWAY	1- 1	2- 7	2- 1				
0- 0	0- 0	0- 0	NEUTRAL	0- 0	0- 0	0- 0				
5- 6	0- 0	0- 1	NON-CONFERENCE	0- 0	5- 5	2- 1				
4- 2	0- 0	0- 1	HOME	0- 0	4- 1	1- 1				
1- 4	0- 0	0- 0	AWAY	0- 0	1- 4	1- 0				
0- 0	0- 0	0- 0	NEUTRAL	0- 0	0- 0	0- 0				
8- 4	0- 0	0- 0	CONFERENCE	2- 1	6- 3	4- 1				
6- 0	0- 0	0- 0	HOME	1- 0	5- 0	3- 0				
2- 4	0- 0	0- 0	AWAY	1- 1	1- 3	1- 1				
0- 0	0- 0	0- 0	NEUTRAL	0- 0	0- 0	0- 0				

RPI	S	Opponent	Score	RPI	S	Opponent	Score	RPI	S	Opponent	Score	RPI	S	Opponent	Score	Team's RPI: 146
33	H	Arizona St.	49 81	76	H	Wyoming	60 47	109	H	Colorado St.	56 45	139	H	Weber St.	81 78	
				77	A	New Mexico	75 88	145	A	Texas St.	59 76	149	H	Pacific	81 70	
				96	A	UNLV	74 72	166	A	San Francisco	62 70	185	A	CSUN	72 85	
								190	A	Nevada	73 90	190	H	Nevada	68 55	
								193	A	Boise St.	66 75	196	H	Eastern Wash.	81 56	
								200	A	UT Arlington	54 67	203	A	UC Santa Barbara	64 57	
								227	H	Montana	61 58	244	H	UC Riverside	56 68	
								250	H	San Diego St.	64 53	290	A	Utah St.	52 60	
								290	H	Utah St.	57 56	309	A	Air Force	64 58	
								309	H	Air Force	64 48					
LAST 12 Division I GAMES:																
76	H	Wyoming	60 47	77	A	New Mexico	75 88									
190	H	Nevada	68 55	193	A	Boise St.	66 75									
309	H	Air Force	64 48	109	H	Colorado St.	56 45									
290	A	Utah St.	52 60	290	H	Utah St.	57 56									
96	A	UNLV	74 72	309	A	Air Force	64 58									
250	H	San Diego St.	64 53	190	A	Nevada	73 90									

Non-Div I Games:

Fresno St.

Average RPI Win: 219
Average RPI Loss: 156

WON-LOST
RECORD

WINNING
PCT. RANK

LAST 10
GAMES

STRENGTH OF
SCHEDULE

OPP. STRENGTH
OF SCHEDULE

TEAM
RPI

ADJ.
RPI

CONF.
RPI

ADJ CONF.
RPI

DIV. I ONLY	10- 11	195	3- 6	203	158	187	187	17	17
DIV. I NON-CONF.	7- 5	132	1- 1	274	169	152	152	16	16
<hr/>									
TOTALS	RPI 1-25	RPI 26-50	W-L RECORDS	RPI 51-100	RPI 101-999	RPI 201+			
10- 11	0- 1	0- 0	OVERALL	2- 3	8- 7	6- 5			
6- 2	0- 0	0- 0	HOME	1- 1	5- 1	3- 0			
3- 8	0- 0	0- 0	AWAY	0- 0	3- 3	3- 2			
1- 1	0- 0	0- 0	NEUTRAL	1- 0	0- 1	0- 1			
7- 5	0- 1	0- 0	NON-CONFERENCE	1- 1	6- 3	5- 3			
4- 0	0- 0	0- 0	HOME	0- 0	4- 0	3- 0			
2- 4	0- 1	0- 0	AWAY	0- 1	2- 2	2- 2			
1- 1	0- 0	0- 0	NEUTRAL	1- 0	0- 1	0- 1			
3- 6	0- 0	0- 0	CONFERENCE	1- 2	2- 4	1- 2			
2- 2	0- 0	0- 0	HOME	1- 1	1- 1	0- 0			
1- 4	0- 0	0- 0	AWAY	0- 1	1- 3	1- 2			
0- 0	0- 0	0- 0	NEUTRAL	0- 0	0- 0	0- 0			

RPI 1-25				RPI 26-50				RPI 51-100				RPI 101+ Team's RPI: 187			
RPI	S	Opponent	Score	RPI	S	Opponent	Score	RPI	S	Opponent	Score	RPI	S	Opponent	Score
19	A	Georgia	44 79					61	A	Mercer	53 65	140	H	ETSU	57 69
								61	H	Mercer	64 86	153	H	Davidson	65 62
								75	N	Ohio	70 68	168	A	Samford	58 62
								84	A	North Carolina	56 84	168	H	Samford	45 41
								92	H	Chattanooga	58 57	202	N	Xavier	62 75
												217	A	Gardner-Webb	57 71
												232	A	UNCG	74 76
												246	A	UNC Asheville	71 63
												256	A	Presbyterian	75 76
												262	H	Col. of Charleston	72 58
												272	A	Wofford	48 79
												281	H	UNCW	76 71
												292	H	Kennesaw St.	78 59
												296	A	USC Upstate	80 59
												322	A	Western Caro.	68 59
<hr/>															
LAST 12 Division I GAMES:															
168	A	Samford	58 62	322	A	Western Caro.	68 59	61	H	Mercer	64 86				
61	A	Mercer	53 65	61	H	Mercer	64 86	168	H	Samford	45 41				
272	A	Wofford	48 79	168	H	Samford	45 41	256	A	Presbyterian	75 76				
92	H	Chattanooga	58 57	256	A	Presbyterian	75 76	246	A	UNC Asheville	71 63				
140	H	ETSU	57 69	246	A	UNC Asheville	71 63	202	N	Xavier	62 75				
232	A	UNCG	74 76	202	N	Xavier	62 75								

Non-Div I Games:

Bob Jones

93 46

Pfeiffer

102 51

Converse

80 41

Furman

Loss, Non-Conf, S Site, H Home A Away N Neutral

Average RPI Win:

264

Average RPI Loss:

184

WON-LOST
RECORD

2- 18

1- 8

WINNING
PCT. RANK

333

313

LAST 10
GAMES

1- 9

0- 1

STRENGTH OF
SCHEDULE

161

149

OPP. STRENGTH
OF SCHEDULE

332

335

TEAM
RPI

319

296

ADJ.
RPI

319

296

CONF.
RPI

23

23

ADJ CONF.
RPI

23

23

DIV. I ONLY	2- 18	333	1- 9	161	332	319	319	23	23
DIV. I NON-CONF.	1- 8	313	0- 1	149	335	296	296	23	23
TOTALS	RPI 1-25	RPI 26-50	W-L RECORDS	RPI 51-100	RPI 101-999	RPI 201+			
2- 18	0- 0	0- 1	OVERALL	0- 3	2- 14	1- 8			
1- 8	0- 0	0- 0	HOME	0- 2	1- 6	0- 3			
1- 10	0- 0	0- 1	AWAY	0- 1	1- 8	1- 5			
0- 0	0- 0	0- 0	NEUTRAL	0- 0	0- 0	0- 0			
1- 8	0- 0	0- 1	NON-CONFERENCE	0- 3	1- 4	1- 3			
0- 5	0- 0	0- 0	HOME	0- 2	0- 3	0- 2			
1- 3	0- 0	0- 1	AWAY	0- 1	1- 1	1- 1			
0- 0	0- 0	0- 0	NEUTRAL	0- 0	0- 0	0- 0			
1- 10	0- 0	0- 0	CONFERENCE	0- 0	1- 10	0- 5			
1- 3	0- 0	0- 0	HOME	0- 0	1- 3	0- 1			
0- 7	0- 0	0- 0	AWAY	0- 0	0- 7	0- 4			
0- 0	0- 0	0- 0	NEUTRAL	0- 0	0- 0	0- 0			

RPI	S	Opponent	Score	RPI	S	Opponent	Score	RPI	S	Opponent	Score	RPI	S	Opponent	Score	Team's RPI: 319
48	A	UCF	38 62	61	A	Mercer	45 72	101	A	South Ala.	52 79	129	A	Little Rock	52 92	
				64	H	IUPUI	52 72	129	H	Little Rock	34 64	145	H	Texas St.	56 81	
				86	H	Alabama	36 84	194	A	Troy	47 88	200	H	UT Arlington	73 68	
								201	H	Stony Brook	49 68	213	A	Arkansas St.	48 69	
								213	H	Arkansas St.	62 71	223	A	N.C. A&T	49 60	
								269	A	Appalachian St.	56 87	279	A	Coastal Caro.	51 54	
								292	H	Kennesaw St.	58 60	316	A	Georgia St.	56 71	
								327	A	South Carolina St.	61 58	342	H	Savannah St.	67 71	
LAST 12 Division I GAMES:																
213	A	Arkansas St.	48 69	279	A	Coastal Caro.	51 54	129	H	Little Rock	34 64	213	H	Arkansas St.	62 71	
129	A	Little Rock	52 92	101	A	South Ala.	52 79	194	A	Troy	47 88	201	H	Stony Brook	49 68	
200	H	UT Arlington	73 68													
145	H	Texas St.	56 81													
316	A	Georgia St.	56 71													
269	A	Appalachian St.	56 87													

Non-Div I Games:

Coastal Ga.

68 63

Thomas (GA)

79 51

Ga. Southern

Average RPI Win:	263	WON-LOST	WINNING	LAST 10	STRENGTH OF	OPP. STRENGTH	TEAM	ADJ.	CONF.	ADJ CONF.
Average RPI Loss:	164	RECORD	PCT. RANK	GAMES	SCHEDULE	OF SCHEDULE	RPI	RPI	RPI	RPI
DIV. I ONLY	11- 8	128	4- 6	294	306	217	217	28	28	
DIV. I NON-CONF.	7- 2	50	1- 0	291	232	121	121	28	28	

TOTALS	RPI 1-25	RPI 26-50	W-L RECORDS	RPI 51-100	RPI 101-999	RPI 201+				
11- 8	0- 0	0- 1	OVERALL	0- 1	11- 6	8- 3				
6- 4	0- 0	0- 1	HOME	0- 0	6- 3	4- 2				
5- 4	0- 0	0- 0	AWAY	0- 0	5- 3	4- 1				
0- 0	0- 0	0- 0	NEUTRAL	0- 0	0- 0	0- 0				
7- 2	0- 0	0- 1	NON-CONFERENCE	0- 1	7- 0	5- 0				
4- 1	0- 0	0- 1	HOME	0- 0	4- 0	3- 0				
3- 1	0- 0	0- 0	AWAY	0- 1	3- 0	2- 0				
0- 0	0- 0	0- 0	NEUTRAL	0- 0	0- 0	0- 0				
4- 6	0- 0	0- 0	CONFERENCE	0- 0	4- 6	3- 3				
2- 3	0- 0	0- 0	HOME	0- 0	2- 3	1- 2				
2- 3	0- 0	0- 0	AWAY	0- 0	2- 3	2- 1				
0- 0	0- 0	0- 0	NEUTRAL	0- 0	0- 0	0- 0				

RPI 1-25				RPI 26-50				RPI 51-100				RPI 101+ Team's RPI: 217			
RPI	S	Opponent	Score	RPI	S	Opponent	Score	RPI	S	Opponent	Score	RPI	S	Opponent	Score
				48	H	UCF	30 65	98	A	Kentucky	34 72	107	H	Liberty	60 85
												147	A	High Point	80 83
												153	A	Davi dson	70 65
												170	A	Radford	46 66
												170	H	Radford	69 53
												187	H	Furman	71 57
												216	A	Morehead St.	68 60
												242	H	Campbell	44 73
												246	H	UNC Asheville	60 61
												256	A	Presbyteri an	69 72
												272	H	Wofford	73 55
												275	A	Mt. St. Mary's	75 67
												296	H	USC Upstate	60 39
												315	H	Charleston So.	68 52
												322	H	Western Caro.	70 67
												339	A	Winthrop	66 59
												349	A	Longwood	61 54

LAST 12 Division I GAMES:															
				170	A	Radford	46 66	107	H	Liberty	60 85				
				246	H	UNC Asheville	60 61	349	A	Longwood	61 54				
				339	A	Winthrop	66 59	170	H	Radford	69 53				
				242	H	Campbell	44 73	147	A	High Point	80 83				
				315	H	Charleston So.	68 52	322	H	Western Caro.	70 67				
				256	A	Presbyteri an	69 72	275	A	Mt. St. Mary's	75 67				

Non-Div I Games: Montreat 83 26 Converse 82 59 Pfeiffer 72 53

Gardner-Webb

Average RPI	Win:	235	WON-LOST	WINNING	LAST 10	STRENGTH OF	OPP. STRENGTH	TEAM	ADJ.	CONF.	ADJ CONF.
Average RPI	Loss:	73	RECORD	PCT. RANK	GAMES	SCHEDULE	OF SCHEDULE	RPI	RPI	RPI	RPI
DIV. I ONLY		17- 6		49	7- 3	259	164	103	103	12	12
DIV. I NON-CONF.		11- 3		46	2- 1	273	272	96	96	10	10

TOTALS	RPI 1-25		RPI 26-50		W-L RECORDS	RPI 51-100		RPI 101-999		RPI 201+	
17- 6	0- 0		0- 2		OVERALL	3- 2		14- 2		13- 0	
12- 1	0- 0		0- 0		HOME	2- 1		10- 0		9- 0	
4- 5	0- 0		0- 0		AWAY	0- 0		4- 2		4- 0	
1- 0	0- 0		0- 0		NEUTRAL	1- 0		0- 0		0- 0	
11- 3	0- 0		0- 2		NON-CONFERENCE	2- 0		9- 1		9- 0	
9- 0	0- 0		0- 0		HOME	1- 0		8- 0		8- 0	
1- 3	0- 0		0- 2		AWAY	0- 0		1- 1		1- 0	
1- 0	0- 0		0- 0		NEUTRAL	1- 0		0- 0		0- 0	
6- 3	0- 0		0- 0		CONFERENCE	1- 2		5- 1		4- 0	
3- 1	0- 0		0- 0		HOME	1- 1		2- 0		1- 0	
3- 2	0- 0		0- 0		AWAY	0- 1		3- 1		3- 0	
0- 0	0- 0		0- 0		NEUTRAL	0- 0		0- 0		0- 0	

RPI 1-25				RPI 26-50				RPI 51-100				RPI 101+ Team's RPI: 103			
RPI	S	Opponent	Score	RPI	S	Opponent	Score	RPI	S	Opponent	Score	RPI	S	Opponent	Score
				32	A	Michigan	61 75	53	A	Duquesne	64 71	113	A	George Washington	52 62
				45	A	Houston	73 82	66	H	Fordham	62 67	127	A	Colorado	61 76
								67	H	American	71 53	153	H	Davidson	74 61
								89	H	Saint Louis	81 72	215	H	Richmond	77 56
								90	N	Drake	87 75	219	H	Southeast Mo. St.	57 38
												225	A	La Salle	69 56
												229	A	Loyola Maryland	80 72
												234	A	St. Bonaventure	76 63
												264	H	LIU Brooklyn	73 70
												273	H	Illinois St.	56 37
												300	H	UMES	82 68
												307	H	Eastern Ky.	64 41
												310	H	Old Dominion	66 53
												330	H	UMBC	58 38
												334	A	Rhode Island	92 53
												349	H	Longwood	60 41

LAST 12 Division I GAMES:															
				234	A	St. Bonaventure	76 63	113	A	George Washington	52 62				
				66	H	Fordham	62 67	225	A	La Salle	69 56				
				89	H	Saint Louis	81 72	153	H	Davidson	74 61				
				53	A	Duquesne	64 71	349	H	Longwood	60 41				
				215	H	Richmond	77 56	45	A	Houston	73 82				
				334	A	Rhode Island	92 53	330	H	UMBC	58 38				

Non-Div I Games:

George Mason

Average RPI	Win:	206	WON-LOST	WINNING	LAST 10	STRENGTH OF	OPP. STRENGTH	TEAM	ADJ.	CONF.	ADJ CONF.
Average RPI	Loss:	55	RECORD	PCT. RANK	GAMES	SCHEDULE	OF SCHEDULE	RPI	RPI	RPI	RPI
DIV. I ONLY		10- 11		195	6- 4	39	109	113	113	12	12
DIV. I NON-CONF.		5- 7		212	2- 1	21	72	110	110	10	10

TOTALS	RPI 1-25		RPI 26-50		W-L RECORDS	RPI 51-100		RPI 101-999		RPI 201+	
10- 11	0- 1		0- 5		OVERALL	1- 4		9- 1		5- 0	
6- 6	0- 0		0- 3		HOME	1- 2		5- 1		2- 0	
4- 5	0- 0		0- 0		AWAY	0- 0		4- 0		3- 0	
0- 0	0- 0		0- 0		NEUTRAL	0- 0		0- 0		0- 0	
5- 7	0- 1		0- 4		NON-CONFERENCE	1- 1		4- 1		2- 0	
3- 4	0- 0		0- 3		HOME	1- 0		2- 1		0- 0	
2- 3	0- 1		0- 1		AWAY	0- 1		2- 0		2- 0	
0- 0	0- 0		0- 0		NEUTRAL	0- 0		0- 0		0- 0	
5- 4	0- 0		0- 1		CONFERENCE	0- 3		5- 0		3- 0	
3- 2	0- 0		0- 0		HOME	0- 2		3- 0		2- 0	
2- 2	0- 0		0- 1		AWAY	0- 1		2- 0		1- 0	
0- 0	0- 0		0- 0		NEUTRAL	0- 0		0- 0		0- 0	

RPI 1-25				RPI 26-50				RPI 51-100				RPI 101+ Team's RPI: 113			
RPI	S	Opponent	Score	RPI	S	Opponent	Score	RPI	S	Opponent	Score	RPI	S	Opponent	Score
22	A	Maryland	54 80	28	H	South Fla.	78 83	53	H	Duquesne	53 54	103	H	George Mason	62 52
				35	H	Syracuse	62 74	61	A	Mercer	44 61	121	H	Vanderbilt	59 69
				40	A	Dayton	55 66	66	A	Fordham	50 61	123	H	Georgetown	65 54
				42	H	South Dakota St.	88 97	67	H	American	61 44	153	A	Davidson	53 48
				46	A	Princeton	52 72	89	H	Saint Louis	69 72	184	H	Wisconsin	61 46
												225	H	La Salle	60 45
												267	A	Towson	66 43
												295	A	Monmouth	59 45
												308	A	VCU	61 39
												334	H	Rhode Island	65 52

LAST 12 Division I GAMES:															
225	H	La Salle	60 45	103	H	George Mason	62 52	308	A	VCU	61 39	66	A	Fordham	50 61
89	H	Saint Louis	69 72	67	H	American	61 44	295	A	Monmouth	59 45	67	H	American	61 44
334	H	Rhode Island	65 52	22	A	Maryland	54 80								
40	A	Dayton	55 66												
153	A	Davidson	53 48												
53	H	Duquesne	53 54												

Non-Div I Games:

George Washington

Average RPI Win:	198	WON-LOST	WINNING	LAST 10	STRENGTH OF	OPP. STRENGTH	TEAM	ADJ.	CONF.	ADJ CONF.
Average RPI Loss:	63	RECORD	PCT. RANK	GAMES	SCHEDULE	OF SCHEDULE	RPI	RPI	RPI	RPI
DIV. I ONLY	10- 12	205	4- 6	97	37	123	123	6	6	
DIV. I NON-CONF.	5- 5	170	0- 0	217	62	164	164	6	6	

TOTALS	RPI 1-25	RPI 26-50	W-L RECORDS	RPI 51-100	RPI 101-999	RPI 201+				
10- 12	1- 2	0- 3	OVERALL	1- 5	8- 2	6- 0				
4- 4	1- 1	0- 1	HOME	0- 2	3- 0	3- 0				
5- 6	0- 1	0- 2	AWAY	1- 2	4- 1	3- 0				
1- 2	0- 0	0- 0	NEUTRAL	0- 1	1- 1	0- 0				
5- 5	0- 1	0- 0	NON-CONFERENCE	0- 2	5- 2	4- 0				
2- 1	0- 0	0- 0	HOME	0- 1	2- 0	2- 0				
2- 2	0- 1	0- 0	AWAY	0- 0	2- 1	2- 0				
1- 2	0- 0	0- 0	NEUTRAL	0- 1	1- 1	0- 0				
5- 7	1- 1	0- 3	CONFERENCE	1- 3	3- 0	2- 0				
2- 3	1- 1	0- 1	HOME	0- 1	1- 0	1- 0				
3- 4	0- 0	0- 2	AWAY	1- 2	2- 0	1- 0				
0- 0	0- 0	0- 0	NEUTRAL	0- 0	0- 0	0- 0				

RPI 1-25				RPI 26-50				RPI 51-100				RPI 101+ Team's RPI: 123			
RPI	S	Opponent	Score	RPI	S	Opponent	Score	RPI	S	Opponent	Score	RPI	S	Opponent	Score
13	A	NC State	49 63	26	A	Villanova	67 68	51	H	Minnesota	63 73	106	N	Auburn	40 60
23	H	DePaul	62 78	26	H	Villanova	58 60	59	A	St. John's (NY)	41 64	113	A	George Washington	54 65
24	H	Marquette	85 58	49	A	Creighton	58 69	92	N	Chattanooga	41 54	183	N	Northwestern	55 54
								95	A	Butler	63 52	191	A	Providence	75 43
								95	H	Butler	57 66	202	A	Xavier	65 48
								100	A	Seton Hall	65 70	202	H	Xavier	65 60
												229	A	Loyola Maryland	72 54
												260	H	Howard	93 41
												288	H	FIU	77 56
												308	A	VCU	71 59
LAST 12 Division I GAMES:															
26	A	Villanova	67 68	59	A	St. John's (NY)	41 64								
202	A	Xavier	65 48	26	H	Villanova	58 60								
95	A	Butler	63 52	95	H	Butler	57 66								
23	H	DePaul	62 78	202	H	Xavier	65 60								
24	H	Marquette	85 58	49	A	Creighton	58 69								
100	A	Seton Hall	65 70	191	A	Providence	75 43								

Non-Div I Games:

Georgetown

Average RPI Win: 149

Average RPI Loss: 14

WON-LOST
RECORDWINNING
PCT. RANKLAST 10
GAMESSTRENGTH OF
SCHEDULEOPP. STRENGTH
OF SCHEDULETEAM
RPIADJ.
RPICONF.
RPIADJ CONF.
RPIDIV. I ONLY
DIV. I NON-CONF.19- 3
12- 110
68- 2
3- 058
14341
10919
3719
372
22
2

TOTALS

RPI 1-25

RPI 26-50

W-L RECORDS

RPI 51-100

RPI 101-999

RPI 201+

19- 3

2- 2

1- 1

OVERALL

5- 0

11- 0

6- 0

11- 2

1- 2

0- 0

HOME

3- 0

7- 0

5- 0

8- 1

1- 0

1- 1

AWAY

2- 0

4- 0

1- 0

0- 0

0- 0

0- 0

NEUTRAL

0- 0

0- 0

0- 0

12- 1

0- 1

1- 0

NON-CONFERENCE

3- 0

8- 0

6- 0

8- 1

0- 1

0- 0

HOME

2- 0

6- 0

5- 0

4- 0

0- 0

1- 0

AWAY

1- 0

2- 0

1- 0

0- 0

0- 0

0- 0

NEUTRAL

0- 0

0- 0

0- 0

7- 2

2- 1

0- 1

CONFERENCE

2- 0

3- 0

0- 0

3- 1

1- 1

0- 0

HOME

1- 0

1- 0

0- 0

4- 1

1- 0

0- 1

AWAY

1- 0

2- 0

0- 0

0- 0

0- 0

0- 0

NEUTRAL

0- 0

0- 0

0- 0

RPI 1-25

Team's RPI: 19

RPI 26-50

RPI 51-100

RPI 101+

RPI	S	Opponent	Score
3	H	Mississippi St.	62 86
11	H	Texas	53 81
15	A	Texas A&M	92 84
16	H	Missouri	62 50

RPI	S	Opponent	Score
27	A	LSU	60 71
29	A	Virginia	64 61

RPI	S	Opponent	Score
61	A	Mercer	72 54
71	H	Georgia Tech	60 53
93	H	Wright St.	87 71
97	H	Arkansas	78 65
98	A	Kentucky	56 42

RPI	S	Opponent	Score
106	H	Auburn	60 48
116	A	BYU	79 63
121	A	Vanderbilt	81 52
175	A	Florida	66 57
187	H	Furman	79 44
223	A	N. C. A&T	73 63
237	H	North Florida	75 37
260	H	Howard	87 47
272	H	Wofford	95 56
322	H	Western Caro.	76 50
328	H	Tennessee Tech	56 48

LAST 12 Division I GAMES:

27	A	LSU	60 71	98	A	Kentucky	56 42
175	A	Florida	66 57	121	A	Vanderbilt	81 52
16	H	Missouri	62 50	3	H	Mississippi St.	62 86
106	H	Auburn	60 48	237	H	North Florida	75 37
15	A	Texas A&M	92 84	93	H	Wright St.	87 71
97	H	Arkansas	78 65	260	H	Howard	87 47

Non-Div I Games:

Georgia

Loss,
 Non-Conf, S Site,
 H Home
A Away
 N Neutral

Average RPI Win:	268	WON-LOST	WINNING	LAST 10	STRENGTH OF	OPP. STRENGTH	TEAM	ADJ.	CONF.	ADJ CONF.
Average RPI Loss:	172	RECORD	PCT. RANK	GAMES	SCHEDULE	OF SCHEDULE	RPI	RPI	RPI	RPI
DIV. I ONLY	3- 17	319	1- 9	176	218	316	316	23	23	
DIV. I NON-CONF.	2- 7	286	0- 1	170	113	277	277	23	23	

TOTALS	RPI 1-25	RPI 26-50	W-L RECORDS	RPI 51-100	RPI 101-999	RPI 201+				
3- 17	0- 1	0- 1	OVERALL	0- 1	3- 14	2- 6				
3- 6	0- 0	0- 1	HOME	0- 0	3- 5	2- 1				
0- 11	0- 0	0- 0	AWAY	0- 0	0- 0	0- 0				
0- 0	0- 0	0- 0	NEUTRAL	0- 0	0- 0	0- 0				
2- 7	0- 1	0- 1	NON-CONFERENCE	0- 1	2- 4	1- 2				
2- 2	0- 0	0- 1	HOME	0- 0	2- 1	1- 0				
0- 5	0- 1	0- 0	AWAY	0- 1	0- 3	0- 2				
0- 0	0- 0	0- 0	NEUTRAL	0- 0	0- 0	0- 0				
1- 10	0- 0	0- 0	CONFERENCE	0- 0	1- 10	1- 4				
1- 4	0- 0	0- 0	HOME	0- 0	1- 4	1- 1				
0- 6	0- 0	0- 0	AWAY	0- 0	0- 6	0- 3				
0- 0	0- 0	0- 0	NEUTRAL	0- 0	0- 0	0- 0				

RPI 1-25				RPI 26-50				RPI 51-100				RPI 101+				Team's RPI: 316
RPI	S	Opponent	Score	RPI	S	Opponent	Score	RPI	S	Opponent	Score	RPI	S	Opponent	Score	
3	A	Mississippi St.	50 106	43	H	Western Ky.	63 74	71	A	Georgia Tech	51 75	101	A	South Ala.	52 88	
												129	A	Little Rock	47 54	
												129	H	Little Rock	50 65	
												145	H	Texas St.	63 83	
												175	A	Florida	66 82	
												176	H	Jacksonville St.	55 41	
												179	H	Fla. Atlantic	50 82	
												194	A	Troy	86 90	
												200	H	UT Arlington	76 81	
												213	A	Arkansas St.	63 76	
												213	H	Arkansas St.	58 75	
												269	A	Appalachian St.	62 77	
												279	A	Coastal Caro.	49 64	
												281	A	UNCW	62 74	
												292	A	Kennesaw St.	61 71	
												308	H	VCU	61 56	
												319	H	Ga. Southern	71 56	

LAST 12 Division I GAMES:																
129	A	Little Rock	47 54	269	A	Appalachian St.	62 77									
213	A	Arkansas St.	63 76	213	H	Arkansas St.	58 75									
145	H	Texas St.	63 83	129	H	Little Rock	50 65									
200	H	UT Arlington	76 81	194	A	Troy	86 90									
319	H	Ga. Southern	71 56	101	A	South Ala.	52 88									
279	A	Coastal Caro.	49 64	281	A	UNCW	62 74									

Non-Div I Games: Allen 101 56 North Greenville 91 89

Georgia St.

■ Loss,
 ■ Non-Conf, S Site,
 ■ Home
 ■ Away
 N Neutral

Average RPI Loss: 33

DIV. I ONLY	13- 10	134	2- 8	24	68	71	71	1	1
DIV. I NON-CONF.	11- 2	22	2- 0	82	258	32	32	1	1
TOTALS	RPI 1-25	RPI 26-50	W-L RECORDS	RPI 51-100	RPI 101-999	RPI 201+			
13- 10	0- 6	2- 2	OVERALL	1- 1	10- 1	5- 0			
10- 3	0- 2	1- 1	HOME	0- 0	9- 0	4- 0			
2- 6	0- 3	1- 1	AWAY	0- 1	1- 1	1- 0			
1- 1	0- 1	0- 0	NEUTRAL	1- 0	0- 0	0- 0			
11- 2	0- 2	2- 0	NON-CONFERENCE	1- 0	8- 0	5- 0			
8- 0	0- 0	1- 0	HOME	0- 0	7- 0	4- 0			
2- 1	0- 1	1- 0	AWAY	0- 0	1- 0	1- 0			
1- 1	0- 1	0- 0	NEUTRAL	1- 0	0- 0	0- 0			
2- 8	0- 4	0- 2	CONFERENCE	0- 1	2- 1	0- 0			
2- 3	0- 2	0- 1	HOME	0- 0	2- 0	0- 0			
0- 5	0- 2	0- 1	AWAY	0- 1	0- 1	0- 0			
0- 0	0- 0	0- 0	NEUTRAL	0- 0	0- 0	0- 0			

RPI 1-25				
RPI	S	Opponent	Score	
2	H	Notre Dame	54	77
4	H	Louisville	71	74
9	N	Baylor	57	80
13	A	NC State	43	56
14	A	Duke	59	77
19	A	Georgia	53	60

RPI 26-50				
RPI	S	Opponent	Score	
29	H	Virginia	56	62
35	A	Syracuse	77	88
37	H	Purdue	68	55
46	A	Princeton	67	56

RPI 51-100					Team's RPI: 71
RPI	S	Opponent	Score		
63	A	Virginia Tech	62	68	
87	N	Penn	69	55	

RPI 101+				
RPI	S	Opponent	Score	
102	H	Wake Forest	79	67
130	H	Middle Tenn.	48	45
134	H	Clemson	66	33
142	A	Pittsburgh	62	68
159	H	Southern Miss.	63	44
200	H	UT Arlington	80	52
269	A	Appalachian St.	75	41
292	H	Kennesaw St.	86	48
315	H	Charleston So.	78	51
316	H	Georgia St.	75	51
327	H	South Carolina St.	86	40

LAST 12 Division I GAMES:									
14	A	Duke	59	77	2	H	Notre Dame	54	77
29	H	Virginia	56	62	35	A	Syracuse	77	88
63	A	Virginia Tech	62	68	134	H	Clemson	66	33
102	H	Wake Forest	79	67	4	H	Louisville	71	74
142	A	Pittsburgh	62	68	159	H	Southern Miss.	63	44
13	A	NC State	43	56	315	H	Charleston So.	78	51

Georgi a Tech

Average RPI Win: 183

Average RPI Loss: 74

WON-LOST
RECORDWINNING
PCT. RANKLAST 10
GAMESSTRENGTH OF
SCHEDULEOPP. STRENGTH
OF SCHEDULETEAM
RPIADJ.
RPICONF.
RPIADJ CONF.
RPIDIV. I ONLY
DIV. I NON-CONF.19- 4
7- 415
10210- 0
0- 0120
23136
13241
5141
5113
1113
11

TOTALS

RPI 1-25

RPI 26-50

W-L RECORDS

RPI 51-100

RPI 101-999

RPI 201+

19- 4

0- 1

0- 0

OVERALL

2- 2

17- 1

7- 0

9- 1

0- 0

0- 0

HOME

0- 1

9- 0

3- 0

9- 1

0- 0

0- 0

AWAY

2- 0

7- 1

4- 0

1- 2

0- 1

0- 0

NEUTRAL

0- 1

1- 0

0- 0

7- 4

0- 1

0- 0

NON-CONFERENCE

1- 2

6- 1

1- 0

4- 1

0- 0

0- 0

HOME

0- 1

4- 0

0- 0

2- 1

0- 0

0- 0

AWAY

1- 0

1- 1

1- 0

1- 2

0- 1

0- 0

NEUTRAL

0- 1

1- 0

0- 0

12- 0

0- 0

0- 0

CONFERENCE

1- 0

11- 0

6- 0

5- 0

0- 0

0- 0

HOME

0- 0

5- 0

3- 0

7- 0

0- 0

0- 0

AWAY

1- 0

6- 0

3- 0

0- 0

0- 0

0- 0

NEUTRAL

0- 0

0- 0

0- 0

RPI 1-25

RPI 26-50

Team's RPI: 41

RPI 51-100

RPI 101+

RPI	S	Opponent	Score
23	N	DePaul	71 88

RPI	S	Opponent	Score
-----	---	----------	-------

RPI	S	Opponent	Score
68	N	Belmont	63 71
78	A	Saint Mary's (CA)	73 65
81	A	Washington St.	64 56
96	H	UNLV	50 52

RPI	S	Opponent	Score
105	H	Western Ill.	80 65
109	A	Colorado St.	49 65
116	A	BYU	84 70
131	H	Saint Francis (PA)	97 74
138	N	Kent St.	77 57
149	A	Pacific	99 72
154	H	Portland St.	91 52
162	H	Loyola Marymount	77 67
166	A	San Francisco	81 57
166	H	San Francisco	74 47
196	H	Eastern Wash.	69 45
211	A	San Diego	63 44
227	A	Montana	70 55
236	H	Pepperdine	73 51
268	A	Santa Clara	63 51
268	H	Santa Clara	71 44
311	A	Portland	70 56
311	H	Portland	75 36

LAST 12 Division I GAMES:

116	A	BYU	84	70	166	H	San Francisco	74	47
211	A	San Diego	63	44	311	A	Portland	70	56
166	A	San Francisco	81	57	162	H	Loyola Marymount	77	67
311	H	Portland	75	36	236	H	Pepperdine	73	51
268	H	Santa Clara	71	44	268	A	Santa Clara	63	51
78	A	Saint Mary's (CA)	73	65	149	A	Pacific	99	72

Non-Div I Games:

Gonzaga

Average RPI Win:	292	WON-LOST	WINNING	LAST 10	STRENGTH OF	OPP. STRENGTH	TEAM	ADJ.	CONF.	ADJ CONF.
Average RPI Loss:	163	RECORD	PCT. RANK	GAMES	SCHEDULE	OF SCHEDULE	RPI	RPI	RPI	RPI
DIV. I ONLY	10- 11	195	7- 3	318	275	247	247	32	32	
DIV. I NON-CONF.	3- 8	268	0- 2	254	108	269	269	32	32	

TOTALS	RPI 1-25	RPI 26-50	W-L RECORDS	RPI 51-100	RPI 101-999	RPI 201+				
10- 11	0- 1	0- 0	OVERALL	0- 3	10- 7	9- 4				
6- 2	0- 1	0- 0	HOME	0- 0	6- 1	5- 1				
4- 8	0- 0	0- 0	AWAY	0- 0	4- 1	4- 1				
0- 1	0- 0	0- 0	NEUTRAL	0- 1	0- 0	0- 0				
3- 8	0- 1	0- 0	NON-CONFERENCE	0- 3	3- 4	3- 2				
2- 1	0- 1	0- 0	HOME	0- 0	2- 0	2- 0				
1- 6	0- 0	0- 0	AWAY	0- 2	1- 4	1- 2				
0- 1	0- 0	0- 0	NEUTRAL	0- 1	0- 0	0- 0				
7- 3	0- 0	0- 0	CONFERENCE	0- 0	7- 3	6- 2				
4- 1	0- 0	0- 0	HOME	0- 0	4- 1	3- 1				
3- 2	0- 0	0- 0	AWAY	0- 0	3- 2	3- 1				
0- 0	0- 0	0- 0	NEUTRAL	0- 0	0- 0	0- 0				

RPI 1-25				RPI 26-50				RPI 51-100				RPI 101+ Team's RPI: 247			
RPI	S	Opponent	Score	RPI	S	Opponent	Score	RPI	S	Opponent	Score	RPI	S	Opponent	Score
6	H	Florida St.	53 96					84	N	North Carolina	63 79	174	A	Memphis	48 57
								86	A	Alabama	49 73	188	A	Louisiana Tech	53 64
								97	A	Arkansas	62 79	198	A	Southern U.	44 63
												198	H	Southern U.	79 71
												202	A	Xavier	67 72
												213	A	Arkansas St.	56 76
												248	H	Texas Southern	63 73
												265	H	Prairie View	81 79
												274	A	McNeese	75 60
												277	A	Alcorn	75 68
												285	H	Southeastern La.	61 52
												294	A	Jackson St.	70 82
												299	H	Alabama St.	93 71
												312	H	Alabama A&M	78 49
												332	H	La. -Monroe	61 52
												337	A	Ark. -Pine Bluff	66 57
												341	A	Mississippi Val.	64 62

LAST 12 Division I GAMES:															
198	H	Southern U.	79 71	277	A	Alcorn	75 68								
341	A	Mississippi Val.	64 62	198	A	Southern U.	44 63								
337	A	Ark. -Pine Bluff	66 57	299	H	Alabama St.	93 71								
294	A	Jackson St.	70 82	312	H	Alabama A&M	78 49								
248	H	Texas Southern	63 73	97	A	Arkansas	62 79								
265	H	Prairie View	81 79	174	A	Memphis	48 57								

Non-Div I Games:

Grambling

Grand Canyon

Through Games Of Feb. 3, 2018

Average RPI Win:	288	WON-LOST	WINNING	LAST 10	STRENGTH OF	OPP. STRENGTH	TEAM	ADJ.	CONF.	ADJ CONF.
Average RPI Loss:	185	RECORD	PCT. RANK	GAMES	SCHEDULE	OF SCHEDULE	RPI	RPI	RPI	RPI
DIV. I ONLY	9- 11	211	6- 3	339	280	278	278	30	30	
DIV. I NON-CONF.	4- 8	239	3- 0	264	267	268	268	30	30	

TOTALS	RPI 1-25	RPI 26-50	W-L RECORDS	RPI 51-100	RPI 101-999	RPI 201+				
9- 11	0- 1	0- 0	OVERALL	0- 1	9- 9	8- 5				
5- 4	0- 1	0- 0	HOME	0- 0	5- 3	5- 2				
4- 7	0- 0	0- 0	AWAY	0- 1	4- 6	3- 3				
0- 0	0- 0	0- 0	NEUTRAL	0- 0	0- 0	0- 0				
4- 8	0- 1	0- 0	NON-CONFERENCE	0- 1	4- 6	3- 2				
2- 3	0- 1	0- 0	HOME	0- 0	2- 2	2- 1				
2- 5	0- 0	0- 0	AWAY	0- 1	2- 4	1- 1				
0- 0	0- 0	0- 0	NEUTRAL	0- 0	0- 0	0- 0				
5- 3	0- 0	0- 0	CONFERENCE	0- 0	5- 3	5- 3				
3- 1	0- 0	0- 0	HOME	0- 0	3- 1	3- 1				
2- 2	0- 0	0- 0	AWAY	0- 0	2- 2	2- 2				
0- 0	0- 0	0- 0	NEUTRAL	0- 0	0- 0	0- 0				

RPI	S	Opponent	Score	RPI	S	Opponent	Score	RPI	S	Opponent	Score	RPI	S	Opponent	Score	Team's RPI: 278
14	H	Duke	61 74					96	A	UNLV	47 76	108	H	Rice	59 69	
												141	A	Washington	65 79	
												144	A	Bethune-Cookman	60 69	
												160	A	Cal Poly	69 75	
												179	A	Fla. Atlantic	77 73	
												206	H	Seattle U	74 63	
												238	A	New Mexico St.	60 64	
												259	A	UMKC	82 84	
												259	H	UMKC	59 62	
												268	H	Santa Clara	39 38	
												286	A	Valparaiso	75 80	
												301	H	Southern Utah	59 54	
												306	H	Utah Valley	81 61	
												321	A	UTRGV	65 59	
												324	A	Northern Ariz.	72 54	
												335	H	Long Beach St.	63 65	
												345	A	Chicago St.	59 43	
												345	H	Chicago St.	64 36	
LAST 12 Division I GAMES:																
345	A	Chicago St.	59 43	238	A	New Mexico St.	60 64									
259	A	UMKC	82 84	206	H	Seattle U	74 63									
306	H	Utah Valley	81 61	268	H	Santa Clara	39 38									
259	H	UMKC	59 62	301	H	Southern Utah	59 54									
345	H	Chicago St.	64 36	324	A	Northern Ariz.	72 54									
321	A	UTRGV	65 59	141	A	Washington	65 79									

Non-Div I Games: Arizona Christian 75 51 Benedictine Mesa 67 53

Grand Canyon

Loss,
Non-Conf,
S Site,
H Home
A Away
N Neutral

Average RPI Win:	152	WON-LOST	WINNING	LAST 10	STRENGTH OF	OPP. STRENGTH	TEAM	ADJ.	CONF.	ADJ CONF.
Average RPI Loss:	122	RECORD	PCT. RANK	GAMES	SCHEDULE	OF SCHEDULE	RPI	RPI	RPI	RPI
DIV. I ONLY	21- 2	6	10- 0	66	107	12	12	11	11	
DIV. I NON-CONF.	10- 1	15	0- 0	34	32	7	7	13	13	

TOTALS	RPI 1-25	RPI 26-50	W-L RECORDS	RPI 51-100	RPI 101-999	RPI 201+				
21- 2	1- 1	3- 0	OVERALL	5- 0	12- 1	7- 1				
11- 0	1- 0	1- 0	HOME	3- 0	6- 0	4- 0				
8- 1	0- 0	1- 0	AWAY	2- 0	5- 1	3- 1				
2- 1	0- 1	1- 0	NEUTRAL	0- 0	1- 0	0- 0				
10- 1	1- 1	3- 0	NON-CONFERENCE	1- 0	5- 0	2- 0				
4- 0	1- 0	1- 0	HOME	1- 0	1- 0	1- 0				
4- 0	0- 0	1- 0	AWAY	0- 0	3- 0	1- 0				
2- 1	0- 1	1- 0	NEUTRAL	0- 0	1- 0	0- 0				
11- 1	0- 0	0- 0	CONFERENCE	4- 0	7- 1	5- 1				
7- 0	0- 0	0- 0	HOME	2- 0	5- 0	3- 0				
4- 1	0- 0	0- 0	AWAY	2- 0	2- 1	2- 1				
0- 0	0- 0	0- 0	NEUTRAL	0- 0	0- 0	0- 0				

RPI 1-25				RPI 26-50				RPI 51-100				RPI 101+			
RPI	S	Opponent	Score	RPI	S	Opponent	Score	RPI	S	Opponent	Score	RPI	S	Opponent	Score
3	N	Mississippi St.	46 67	33	N	Arizona St.	61 48	64	A	IUPUI	60 34	115	H	Milwaukee	52 29
24	H	Marquette	63 55	40	A	Dayton	75 64	64	H	IUPUI	52 45	126	H	Cleveland St.	69 43
				42	H	South Dakota St.	55 41	92	H	Chattanooga	60 30	183	A	Northwestern	63 57
								93	A	Wright St.	58 51	184	A	Wisconsin	67 34
								93	H	Wright St.	75 68	189	N	Columbia	61 43
												208	A	Oakland	81 48
												228	H	Youngstown St.	65 56
												230	H	Bradley	72 40
												240	A	Northern Ky.	54 62
												240	H	Northern Ky.	58 41
												304	A	Detroit Mercy	85 27
												314	H	Ill.-Chicago	65 36
												318	A	Loyola Chicago	76 39

LAST 12 Division I GAMES:															
				93	H	Wright St.	75 68	64	A	IUPUI	60 34				
				240	H	Northern Ky.	58 41	126	H	Cleveland St.	69 43				
				64	H	IUPUI	52 45	228	H	Youngstown St.	65 56				
				314	H	Ill.-Chicago	65 36	115	H	Milwaukee	52 29				
				208	A	Oakland	81 48	240	A	Northern Ky.	54 62				
				304	A	Detroit Mercy	85 27	93	A	Wright St.	58 51				

Non-Div I Games:

Green Bay

Average RPI Win:	266	WON-LOST	WINNING	LAST 10	STRENGTH OF	OPP. STRENGTH	TEAM	ADJ.	CONF.	ADJ CONF.
Average RPI Loss:	112	RECORD	PCT. RANK	GAMES	SCHEDULE	OF SCHEDULE	RPI	RPI	RPI	RPI
DIV. I ONLY	10- 11	195	6- 2	217	171	186	186	31	31	
DIV. I NON-CONF.	4- 9	249	2- 0	79	26	156	156	31	31	

TOTALS	RPI 1-25	RPI 26-50	W-L RECORDS	RPI 51-100	RPI 101-999	RPI 201+				
10- 11	0- 1	0- 1	OVERALL	1- 4	9- 5	8- 1				
5- 2	0- 0	0- 0	HOME	0- 1	5- 1	4- 0				
4- 8	0- 1	0- 1	AWAY	1- 3	3- 3	3- 1				
1- 1	0- 0	0- 0	NEUTRAL	0- 0	1- 1	1- 0				
4- 9	0- 1	0- 1	NON-CONFERENCE	1- 4	3- 3	2- 0				
2- 1	0- 0	0- 0	HOME	0- 1	2- 0	1- 0				
1- 7	0- 1	0- 1	AWAY	1- 3	0- 2	0- 0				
1- 1	0- 0	0- 0	NEUTRAL	0- 0	1- 1	1- 0				
6- 2	0- 0	0- 0	CONFERENCE	0- 0	6- 2	6- 1				
3- 1	0- 0	0- 0	HOME	0- 0	3- 1	3- 0				
3- 1	0- 0	0- 0	AWAY	0- 0	3- 1	3- 1				
0- 0	0- 0	0- 0	NEUTRAL	0- 0	0- 0	0- 0				

RPI 1-25				RPI 26-50				RPI 51-100				RPI 101+				Team's RPI: 186
RPI	S	Opponent	Score	RPI	S	Opponent	Score	RPI	S	Opponent	Score	RPI	S	Opponent	Score	
5	A	Oregon	45 87	29	A	Virginia	62 66	52	H	Quinnipiac	58 64	119	N	Brown	66 73	
								55	A	TCU	68 90	144	H	Bethune-Cookman	56 61	
								73	A	Elon	59 82	168	A	Samford	61 66	
								84	A	North Carolina	70 66	173	A	Temple	56 65	
								92	A	Chattanooga	52 64	189	H	Columbia	60 58	
												223	A	N.C. A&T	63 51	
												249	N	San Jose St.	81 73	
												293	H	Coppin St.	67 35	
												300	A	UMES	70 65	
												310	H	Old Dominion	50 42	
												326	H	Delaware St.	66 62	
												327	A	South Carolina St.	70 78	
												340	H	Florida A&M	66 65	
												342	A	Savannah St.	81 53	
LAST 12 Division I GAMES:																
223	A	N.C. A&T	63 51	310	H	Old Dominion	50 42									
293	H	Coppin St.	67 35	326	H	Delaware St.	66 62									
144	H	Bethune-Cookman	56 61	300	A	UMES	70 65									
340	H	Florida A&M	66 65	189	H	Columbia	60 58									
327	A	South Carolina St.	70 78	168	A	Samford	61 66									
342	A	Savannah St.	81 53	92	A	Chattanooga	52 64									

Non-Div I Games:

Hampton

Average RPI Win:	244	WON-LOST	WINNING	LAST 10	STRENGTH OF	OPP. STRENGTH	TEAM	ADJ.	CONF.	ADJ CONF.
Average RPI Loss:	121	RECORD	PCT. RANK	GAMES	SCHEDULE	OF SCHEDULE	RPI	RPI	RPI	RPI
DIV. I ONLY	14- 9	117	6- 4	197	255	157	157	20	20	
DIV. I NON-CONF.	8- 5	111	1- 1	152	220	122	122	24	24	

TOTALS	RPI 1-25	RPI 26-50	W-L RECORDS	RPI 51-100	RPI 101-999	RPI 201+				
14- 9	0- 0	0- 2	OVERALL	1- 3	13- 4	9- 1				
8- 4	0- 0	0- 1	HOME	1- 1	7- 2	5- 0				
3- 5	0- 0	0- 0	AWAY	0- 0	3- 1	2- 1				
3- 0	0- 0	0- 0	NEUTRAL	0- 0	3- 0	2- 0				
8- 5	0- 0	0- 2	NON-CONFERENCE	0- 2	8- 1	6- 0				
4- 2	0- 0	0- 1	HOME	0- 0	4- 1	3- 0				
1- 3	0- 0	0- 1	AWAY	0- 2	1- 0	1- 0				
3- 0	0- 0	0- 0	NEUTRAL	0- 0	3- 0	2- 0				
6- 4	0- 0	0- 0	CONFERENCE	1- 1	5- 3	3- 1				
4- 2	0- 0	0- 0	HOME	1- 1	3- 1	2- 0				
2- 2	0- 0	0- 0	AWAY	0- 0	2- 2	1- 1				
0- 0	0- 0	0- 0	NEUTRAL	0- 0	0- 0	0- 0				

H
a
r
t
f
o
r
dH
a
r
t
f
o
r
d

RPI 1-25				RPI 26-50				RPI 51-100				RPI 101+ Team's RPI: 157			
RPI	S	Opponent	Score	RPI	S	Opponent	Score	RPI	S	Opponent	Score	RPI	S	Opponent	Score
26	H	Villanova	53 71	65	H	Albany (NY)	70 55	118	N	Yale	78 70	125	H	Delaware	63 72
35	A	Syracuse	63 75	66	A	Fordham	44 69	158	H	New Hampshire	85 49	164	A	Binghamton	59 64
				79	H	Maine	44 59	197	H	Siena	71 62	201	A	Stony Brook	75 68
				84	A	North Carolina	70 90	201	H	Stony Brook	58 66	210	H	Hofstra	60 49
								233	H	Niagara	83 65	282	A	Bryant	59 47
								298	H	Central Conn. St.	68 52	312	N	Alabama A&M	56 47
								313	A	Vermont	47 53	315	N	Charleston So.	62 43
								330	H	UMBC	65 54	347	A	UMass Lowell I	81 42
								347	H	UMass Lowell I	78 56				
LAST 12 Division I GAMES:															
201	H	Stony Brook	58 66	164	A	Binghamton	59 64								
158	H	New Hampshire	85 49	347	A	UMass Lowell I	81 42								
347	H	UMass Lowell I	78 56	201	A	Stony Brook	75 68								
313	A	Vermont	47 53	65	H	Albany (NY)	70 55								
79	H	Maine	44 59	118	N	Yale	78 70								
330	H	UMBC	65 54	66	A	Fordham	44 69								

Non-Div I Games:

Hartford

Average RPI	Win:	193	WON-LOST	WINNING	LAST 10	STRENGTH OF	OPP. STRENGTH	TEAM	ADJ.	CONF.	ADJ CONF.
Average RPI	Loss:	79	RECORD	PCT. RANK	GAMES	SCHEDULE	OF SCHEDULE	RPI	RPI	RPI	RPI
DIV. I ONLY		13- 6		72	8- 2	110	116	74	74	9	9
DIV. I NON-CONF.		8- 5		111	4- 2	121	110	82	82	9	9

TOTALS	RPI 1-25		RPI 26-50		W-L RECORDS	RPI 51-100		RPI 101-999		RPI 201+	
13- 6	0- 0		0- 3		OVERALL	0- 1		13- 2		6- 0	
10- 0	0- 0		0- 0		HOME	0- 0		10- 0		4- 0	
1- 5	0- 0		0- 2		AWAY	0- 1		1- 2		0- 0	
2- 1	0- 0		0- 1		NEUTRAL	0- 0		2- 0		2- 0	
8- 5	0- 0		0- 3		NON-CONFERENCE	0- 1		8- 1		5- 0	
5- 0	0- 0		0- 0		HOME	0- 0		5- 0		3- 0	
1- 4	0- 0		0- 2		AWAY	0- 1		1- 1		0- 0	
2- 1	0- 0		0- 1		NEUTRAL	0- 0		2- 0		2- 0	
5- 1	0- 0		0- 0		CONFERENCE	0- 0		5- 1		1- 0	
5- 0	0- 0		0- 0		HOME	0- 0		5- 0		1- 0	
0- 1	0- 0		0- 0		AWAY	0- 0		0- 1		0- 0	
0- 0	0- 0		0- 0		NEUTRAL	0- 0		0- 0		0- 0	

RPI 1-25				RPI 26-50				RPI 51-100				Team's RPI : 74				RPI 101+			
RPI	S	Opponent	Score	RPI	S	Opponent	Score	RPI	S	Opponent	Score	RPI	S	Opponent	Score	RPI	S	Opponent	Score
29	A	Vi rgi ni a	48 50					79	A	Ma i ne	51 76	112	A	Dartmouth	56 63				
38	A	FGCU	56 65									112	H	Dartmouth	76 65				
40	N	Dayton	66 72									118	H	Yal e	97 73				
												119	H	Brown	87 85				
												151	A	Northeastern	79 69				
												173	A	Temple	64 86				
												189	H	Col umbi a	85 67				
												197	H	Si ena	75 67				
												201	H	Stony Brook	60 53				
												204	H	Boston U.	80 70				
												218	N	Akron	76 63				
												223	N	N. C. A&T	64 60				
												225	H	La Sal le	70 61				
												270	H	Cornel I	80 58				
												280	H	Sacred Heart	70 62				
LAST 12 Division I GAMES:																			
270	H	Cornel I	80 58	112	A	Dartmouth	56 63												
189	H	Col umbi a	85 67	201	H	Stony Brook	60 53												
119	H	Brown	87 85	218	N	Akron	76 63												
118	H	Yal e	97 73	38	A	FGCU	56 65												
112	H	Dartmouth	76 65	151	A	Northeastern	79 69												
225	H	La Sal le	70 61	173	A	Temple	64 86												

Non-Div I Games:

Harvard

Hawai i				Through Games Of Feb. 3, 2018							
Average RPI Win:		250	WON-LOST RECORD	WINNING PCT. RANK	LAST 10 GAMES	STRENGTH OF SCHEDULE	OPP. STRENGTH OF SCHEDULE	TEAM RPI	ADJ. RPI	CONF. RPI	ADJ CONF. RPI
Average RPI Loss:		150									
DIV. I ONLY		8- 14	252	2- 8	200	190	251	251	21	21	
DIV. I NON-CONF.		6- 6	170	0- 1	142	139	177	177	20	20	
<hr/>											
TOTALS		RPI 1-25	RPI 26-50		W-L RECORDS		RPI 51-100	RPI 101-999	RPI 201+		
8- 14		0- 2	0- 2		OVERALL		0- 1	8- 9	7- 4		
6- 5		0- 0	0- 2		HOME		0- 0	6- 3	5- 0		
2- 7		0- 0	0- 0		AWAY		0- 1	2- 6	2- 4		
0- 2		0- 2	0- 0		NEUTRAL		0- 0	0- 0	0- 0		
6- 6		0- 2	0- 2		NON-CONFERENCE		0- 0	6- 2	5- 1		
4- 3		0- 0	0- 2		HOME		0- 0	4- 1	3- 0		
2- 1		0- 0	0- 0		AWAY		0- 0	2- 1	2- 1		
0- 2		0- 2	0- 0		NEUTRAL		0- 0	0- 0	0- 0		
2- 8		0- 0	0- 0		CONFERENCE		0- 1	2- 7	2- 3		
2- 2		0- 0	0- 0		HOME		0- 0	2- 2	2- 0		
0- 6		0- 0	0- 0		AWAY		0- 1	0- 5	0- 3		
0- 0		0- 0	0- 0		NEUTRAL		0- 0	0- 0	0- 0		

RPI 1-25				RPI 26-50				RPI 51-100				RPI 101+ Team's RPI: 251			
RPI	S	Opponent	Score	RPI	S	Opponent	Score	RPI	S	Opponent	Score	RPI	S	Opponent	Score
5	N	Oregon	44 85	37	H	Purdue	67 79	70	A	UC Davis	52 76	160	A	Cal Poly	50 52
15	N	Texas A&M	59 103	47	H	Southern Cal i forni a	60 71					169	H	Idaho St.	62 64
												177	H	Marist	70 63
												178	A	UC Irvine	66 70
												178	H	UC Irvine	67 74
												185	H	CSUN	58 70
												203	A	UC Santa Barbara	61 71
												206	A	Seattle U	73 58
												211	H	San Diego	64 63
												221	H	Montana St.	81 75
												244	A	UC Riverside	57 79
												244	H	UC Riverside	63 57
												283	A	Arizona	65 60
												297	A	Cal St. Fullerton	57 69
												311	A	Portland	47 76
												324	H	Northern Ariz.	84 68
												335	H	Long Beach St.	74 66
<hr/>															
LAST 12 Division I GAMES:															
203	A	UC Santa Barbara	61 71	335	H	Long Beach St.	74 66								
160	A	Cal Poly	50 52	178	H	UC Irvine	67 74								
244	H	UC Riverside	63 57	70	A	UC Davis	52 76								
185	H	CSUN	58 70	297	A	Cal St. Fullerton	57 69								
178	A	UC Irvine	66 70	5	N	Oregon	44 85								
244	A	UC Riverside	57 79	15	N	Texas A&M	59 103								

Non-Div I Games: Hawai i Paci fic 67 57

Hawai i

Loss,
Non-Conf,
S Site,
H Home
A Away
N Neutral

Average RPI Win:	263	WON-LOST	WINNING	LAST 10	STRENGTH OF	OPP. STRENGTH	TEAM	ADJ.	CONF.	ADJ CONF.
Average RPI Loss:	113	RECORD	PCT. RANK	GAMES	SCHEDULE	OF SCHEDULE	RPI	RPI	RPI	RPI
DIV. I ONLY	11- 8	128	7- 3	198	261	147	147	28	28	
DIV. I NON-CONF.	4- 5	202	2- 0	106	95	124	124	28	28	

TOTALS	RPI 1-25	RPI 26-50	W-L RECORDS	RPI 51-100	RPI 101-999	RPI 201+				
11- 8	0- 1	0- 0	OVERALL	0- 3	11- 4	10- 1				
4- 4	0- 0	0- 0	HOME	0- 1	4- 3	4- 1				
7- 4	0- 0	0- 0	AWAY	0- 1	7- 1	6- 0				
0- 0	0- 0	0- 0	NEUTRAL	0- 0	0- 0	0- 0				
4- 5	0- 1	0- 0	NON-CONFERENCE	0- 3	4- 1	3- 0				
1- 2	0- 0	0- 0	HOME	0- 1	1- 1	1- 0				
3- 3	0- 1	0- 0	AWAY	0- 2	3- 0	2- 0				
0- 0	0- 0	0- 0	NEUTRAL	0- 0	0- 0	0- 0				
7- 3	0- 0	0- 0	CONFERENCE	0- 0	7- 3	7- 1				
3- 2	0- 0	0- 0	HOME	0- 0	3- 2	3- 1				
4- 1	0- 0	0- 0	AWAY	0- 0	4- 1	4- 0				
0- 0	0- 0	0- 0	NEUTRAL	0- 0	0- 0	0- 0				

RPI 1-25				RPI 26-50				RPI 51-100				RPI 101+				Team's RPI: 147
RPI	S	Opponent	Score	RPI	S	Opponent	Score	RPI	S	Opponent	Score	RPI	S	Opponent	Score	
14	A	Duke	50 77					63	A	Virginia Tech	63 86	107	H	Liberty	42 65	
								75	A	Ohio	61 64	153	H	Davidsen	74 82	
								80	H	UAB	61 77	155	A	Stetson	69 64	
												170	A	Radford	47 50	
												217	H	Gardner-Webb	83 80	
												224	A	Norfolk St.	59 56	
												232	A	UNCG	81 72	
												242	A	Campbell	62 53	
												242	H	Campbell	44 51	
												246	A	UNC Asheville	58 45	
												256	H	Presbyterian	81 55	
												315	A	Charleston So.	75 74	
												322	H	Western Caro.	75 69	
												339	A	Winthrop	79 58	
												349	H	Longwood	62 41	

LAST 12 Division I GAMES:																
242	H	Campbell	44 51	339	A	Winthrop	79 58									
107	H	Liberty	42 65	256	H	Presbyterian	81 55									
315	A	Charleston So.	75 74	246	A	UNC Asheville	58 45									
170	A	Radford	47 50	217	H	Gardner-Webb	83 80									
349	H	Longwood	62 41	232	A	UNCG	81 72									
242	A	Campbell	62 53	322	H	Western Caro.	75 69									

Non-Div I Games: N. C. Wesleyan 111 54 Barton 82 69

High Point

H
o
f
s
t
r
a

Hofstra				Through Games Of Feb. 3, 2018							
Average RPI	Win:	247	WON-LOST	WINNING	LAST 10	STRENGTH OF	OPP. STRENGTH	TEAM	ADJ.	CONF.	ADJ CONF.
Average RPI	Loss:	125	RECORD	PCT. RANK	GAMES	SCHEDULE	OF SCHEDULE	RPI	RPI	RPI	RPI
DIV. I ONLY			10- 11	195	4- 6	223	173	210	210	10	10
DIV. I NON-CONF.			6- 5	153	1- 1	327	236	238	238	12	12

TOTALS		RPI 1-25	RPI 26-50		W-L RECORDS		RPI 51-100	RPI 101-999	RPI 201+		
10- 11	0- 0	0- 2		OVERALL		0- 3	10- 6	8- 0			
5- 5	0- 0	0- 1		HOME		0- 1	5- 3	4- 0			
4- 6	0- 0	0- 1		AWAY		0- 2	4- 3	4- 0			
1- 0	0- 0	0- 0		NEUTRAL		0- 0	1- 0	0- 0			
6- 5	0- 0	0- 0		NON-CONFERENCE		0- 1	6- 4	5- 0			
3- 2	0- 0	0- 0		HOME		0- 0	3- 2	3- 0			
2- 3	0- 0	0- 0		AWAY		0- 1	2- 2	2- 0			
1- 0	0- 0	0- 0		NEUTRAL		0- 0	1- 0	0- 0			
4- 6	0- 0	0- 2		CONFERENCE		0- 2	4- 2	3- 0			
2- 3	0- 0	0- 1		HOME		0- 1	2- 1	1- 0			
2- 3	0- 0	0- 1		AWAY		0- 1	2- 1	2- 0			
0- 0	0- 0	0- 0		NEUTRAL		0- 0	0- 0	0- 0			

H
o
f
s
t
r
a

RPI 1-25				RPI 26-50				RPI 51-100				RPI 101+ Team's RPI: 210			
RPI	S	Opponent	Score	RPI	S	Opponent	Score	RPI	S	Opponent	Score	RPI	S	Opponent	Score
				50	A	Drexel	38 47	83	A	James Madison	56 73	102	N	Wake Forest	69 66
				50	H	Drexel	47 58	83	H	James Madison	42 55	125	H	Delaware	51 58
								96	A	UNLV	52 68	143	A	William & Mary	53 63
												143	H	William & Mary	65 54
												157	A	Hartford	49 60
												189	A	Col umbi a	53 75
												197	H	Si ena	60 70
												201	H	Stony Brook	49 73
												234	H	St. Bonaventure	71 68
												239	H	Holy Cross	69 63
												262	A	Col . of Charleston	75 60
												262	H	Col . of Charleston	65 60
												280	A	Sacred Heart	86 81
												281	A	UNCW	69 61
												330	H	UMBC	71 55
												338	A	Iona	68 43

LAST 12 Division I GAMES:															
				143	A	William & Mary	53 63	281	A	UNCW	69 61				
				83	A	James Madison	56 73	262	A	Col . of Charleston	75 60				
				50	H	Drexel	47 58	50	A	Drexel	38 47				
				143	H	William & Mary	65 54	83	H	James Madison	42 55				
				262	H	Col . of Charleston	65 60	234	H	St. Bonaventure	71 68				
				125	H	Delaware	51 58	189	A	Col umbi a	53 75				

Non-Div I Games:

Hofstra

Average RPI Win: 261
Average RPI Loss: 156

Average RPI Win: 261		WON-LOST	WINNING	LAST 10	STRENGTH OF	OPP. STRENGTH	TEAM	ADJ.	CONF.	ADJ CONF.
Average RPI Loss: 156		RECORD	PCT. RANK	GAMES	SCHEDULE	OF SCHEDULE	RPI	RPI	RPI	RPI
DIV. I ONLY		10- 12	205	4- 6	279	229	239	239	15	15
DIV. I NON-CONF.		5- 6	187	0- 1	309	308	256	256	18	18
TOTALS		RPI 1-25	RPI 26-50	W-L RECORDS		RPI 51-100	RPI 101-999	RPI 201+		
10- 12	0- 0	0- 0		OVERALL		0- 3	10- 9	8- 4		
3- 8	0- 0	0- 0		HOME		0- 3	3- 5	2- 2		
7- 4	0- 0	0- 0		AWAY		0- 0	7- 4	6- 2		
0- 0	0- 0	0- 0		NEUTRAL		0- 0	0- 0	0- 0		
5- 6		0- 0	0- 0	NON-CONFERENCE		0- 1	5- 5	5- 1		
2- 3	0- 0	0- 0		HOME		0- 1	2- 2	2- 0		
3- 3	0- 0	0- 0		AWAY		0- 0	3- 3	3- 1		
0- 0	0- 0	0- 0		NEUTRAL		0- 0	0- 0	0- 0		
5- 6		0- 0	0- 0	CONFERENCE		0- 2	5- 4	3- 3		
1- 5	0- 0	0- 0		HOME		0- 2	1- 3	0- 2		
4- 1	0- 0	0- 0		AWAY		0- 0	4- 1	3- 1		
0- 0	0- 0	0- 0		NEUTRAL		0- 0	0- 0	0- 0		

RPI 1-25				RPI 26-50				RPI 51-100				RPI 101+				Team's RPI: 239	
RPI	S	Opponent	Score	RPI	S	Opponent	Score	RPI	S	Opponent	Score	RPI	S	Opponent	Score		
								65	H	Albany (NY)	56	65	112	H	Dartmouth	74	76
								67	H	American	63	68	119	A	Brown	78	82
								85	H	Navy	58	65	135	H	Bucknell	47	71
													156	H	Lehigh	54	49
													177	A	Marist	74	85
													180	A	Army West Point	70	62
													199	H	Boston College	61	70
													204	A	Boston U.	60	57
													210	A	Hofstra	63	69
													229	A	Loyola Maryland	60	77
													229	H	Loyola Maryland	58	65
													243	A	Lafayette	69	56
													243	H	Lafayette	65	69
													271	A	Colgate	71	64
													276	A	Rider	83	56
													282	H	Bryant	59	57
													313	H	Vermont	64	53
													334	A	Rhode Island	69	63
													347	A	UMass Lowell	84	56
LAST 12 Division I GAMES:																	
				229	H	Loyola Maryland	58	65	85	H	Navy	58	65				
				243	A	Lafayette	69	56	229	A	Loyola Maryland	60	77				
				67	H	American	63	68	156	H	Lehigh	54	49				
				135	H	Bucknell	47	71	243	H	Lafayette	65	69				
				180	A	Army West Point	70	62	271	A	Colgate	71	64				
				204	A	Boston U.	60	57	112	H	Dartmouth	74	76				

Hol y Cross

Average RPI Win:	167	WON-LOST	WINNING	LAST 10	STRENGTH OF	OPP. STRENGTH	TEAM	ADJ.	CONF.	ADJ CONF.
Average RPI Loss:	103	RECORD	PCT. RANK	GAMES	SCHEDULE	OF SCHEDULE	RPI	RPI	RPI	RPI
DIV. I ONLY	18- 6	47	7- 3	102	81	45	45	8	8	
DIV. I NON-CONF.	11- 3	46	2- 0	108	115	34	34	7	7	

TOTALS	RPI 1-25	RPI 26-50	W-L RECORDS	RPI 51-100	RPI 101-999	RPI 201+				
18- 6	0- 3	0- 0	OVERALL	2- 0	16- 3	5- 1				
8- 2	0- 1	0- 0	HOME	1- 0	7- 1	3- 0				
7- 4	0- 2	0- 0	AWAY	1- 0	6- 2	2- 1				
3- 0	0- 0	0- 0	NEUTRAL	0- 0	3- 0	0- 0				
11- 3	0- 2	0- 0	NON-CONFERENCE	0- 0	11- 1	3- 0				
5- 0	0- 0	0- 0	HOME	0- 0	5- 0	2- 0				
3- 3	0- 2	0- 0	AWAY	0- 0	3- 1	1- 0				
3- 0	0- 0	0- 0	NEUTRAL	0- 0	3- 0	0- 0				
7- 3	0- 1	0- 0	CONFERENCE	2- 0	5- 2	2- 1				
3- 2	0- 1	0- 0	HOME	1- 0	2- 1	1- 0				
4- 1	0- 0	0- 0	AWAY	1- 0	3- 1	1- 1				
0- 0	0- 0	0- 0	NEUTRAL	0- 0	0- 0	0- 0				

RPI 1-25				RPI 26-50				Team's RPI: 45				RPI 51-100				RPI 101+			
RPI	S	Opponent	Score	RPI	S	Opponent	Score	RPI	S	Opponent	Score	RPI	S	Opponent	Score	RPI	S	Opponent	Score
1	H	UConn	35 95									99	A	Tulane	98 92	103	H	George Mason	82 73
15	A	Texas A&M	65 83									99	H	Tulane	72 48	107	N	Liberty	75 68
17	A	Rutgers	57 75													115	N	Milwaukee	74 59
																140	H	ETSU	88 69
																145	A	Texas St.	72 67
																151	N	Northeastern	72 64
																152	A	Wichita St.	73 62
																152	H	Wichita St.	73 55
																165	H	Cincinnati	82 88
																173	A	Temple	99 75
																189	H	Columbia	77 53
																199	A	Boston College	74 79
																200	A	UT Arlington	62 58
																214	A	SMU	85 75
																214	H	SMU	60 56
																220	A	East Carolina	78 80
																222	H	Texas Tech	79 75
																226	A	New Orleans	78 66
																303	H	Incarnate Word	98 67

LAST 12 Division I GAMES:																			
152	A	Wichita St.	73 62	165	H	Cincinnati	82 88					99	A	Tulane	98 92				
99	H	Tulane	72 48									152	H	Wichita St.	73 55				
214	H	SMU	60 56									214	A	SMU	85 75				
220	A	East Carolina	78 80									189	H	Columbia	77 53				
173	A	Temple	99 75									103	H	George Mason	82 73				
1	H	UConn	35 95																

Non-Div I Games:

Houston

Average RPI Win:	317	WON-LOST	WINNING	LAST 10	STRENGTH OF	OPP. STRENGTH	TEAM	ADJ.	CONF.	ADJ CONF.
Average RPI Loss:	194	RECORD	PCT. RANK	GAMES	SCHEDULE	OF SCHEDULE	RPI	RPI	RPI	RPI
DIV. I ONLY	2- 14	328	2- 8	246	337	320	320	25	25	
DIV. I NON-CONF.	0- 6	337	0- 2	64	327	303	303	25	25	

TOTALS	RPI 1-25	RPI 26-50	W-L RECORDS	RPI 51-100	RPI 101-999	RPI 201+				
2- 14	0- 0	0- 1	OVERALL	0- 0	2- 13	2- 8				
0- 5	0- 0	0- 0	HOME	0- 0	0- 5	0- 3				
2- 9	0- 0	0- 1	AWAY	0- 0	2- 8	2- 5				
0- 0	0- 0	0- 0	NEUTRAL	0- 0	0- 0	0- 0				
0- 6	0- 0	0- 1	NON-CONFERENCE	0- 0	0- 5	0- 2				
0- 0	0- 0	0- 0	HOME	0- 0	0- 0	0- 0				
0- 6	0- 0	0- 1	AWAY	0- 0	0- 5	0- 2				
0- 0	0- 0	0- 0	NEUTRAL	0- 0	0- 0	0- 0				
2- 8	0- 0	0- 0	CONFERENCE	0- 0	2- 8	2- 6				
0- 5	0- 0	0- 0	HOME	0- 0	0- 5	0- 3				
2- 3	0- 0	0- 0	AWAY	0- 0	2- 3	2- 3				
0- 0	0- 0	0- 0	NEUTRAL	0- 0	0- 0	0- 0				

RPI	S	Opponent	Score	RPI	S	Opponent	Score	RPI	S	Opponent	Score	RPI	S	Opponent	Score	Team's RPI: 320
28	A	South Fla.	43	90								104	H	Lamar University	51	79
												108	A	Rice	45	67
												122	A	UTEP	62	69
												128	H	SFA	54	76
												188	A	Louisiana Tech	62	85
												205	A	Abilene Christian	68	80
												207	A	Oral Roberts	56	78
												226	A	New Orleans	52	70
												254	H	Nicholls St.	61	73
												255	A	A&M-Corpus Christi	49	50
												274	H	McNeese	74	86
												285	H	Southeastern La.	61	76
												303	A	Incarinate Word	58	56
												331	A	Sam Houston St.	69	61
												332	A	La. -Monroe	73	77
LAST 12 Division I GAMES:																
128	H	SFA	54	76	205	A	Abilene Christian	68	80							
255	A	A&M-Corpus Christi	49	50	254	H	Nicholls St.	61	73							
303	A	Incarinate Word	58	56	226	A	New Orleans	52	70							
274	H	McNeese	74	86	104	H	Lamar University	51	79							
285	H	Southeastern La.	61	76	188	A	Louisiana Tech	62	85							
331	A	Sam Houston St.	69	61	332	A	La. -Monroe	73	77							

Non-Div I Games: LeTourneau 88 43 Paul Quinn 74 54 Jarvis Christian 78 30 Huston-Tillotson 76 72 Houston Baptist

Average RPI Win:	302	WON-LOST	WINNING	LAST 10	STRENGTH OF	OPP. STRENGTH	TEAM	ADJ.	CONF.	ADJ CONF.
Average RPI Loss:	167	RECORD	PCT. RANK	GAMES	SCHEDULE	OF SCHEDULE	RPI	RPI	RPI	RPI
DIV. I ONLY	8- 13	239	4- 5	213	343	260	260	31	31	
DIV. I NON-CONF.	4- 9	249	1- 2	51	314	224	224	31	31	

TOTALS	RPI 1-25	RPI 26-50	W-L RECORDS	RPI 51-100	RPI 101-999	RPI 201+				
8- 13	0- 2	0- 0	OVERALL	0- 1	8- 10	8- 4				
6- 4	0- 0	0- 0	HOME	0- 0	6- 4	6- 1				
2- 9	0- 0	0- 0	AWAY	0- 0	2- 1	2- 1				
0- 0	0- 0	0- 0	NEUTRAL	0- 0	0- 0	0- 0				
4- 9	0- 2	0- 0	NON-CONFERENCE	0- 1	4- 6	4- 1				
4- 2	0- 0	0- 0	HOME	0- 0	4- 2	4- 0				
0- 7	0- 2	0- 0	AWAY	0- 1	0- 4	0- 1				
0- 0	0- 0	0- 0	NEUTRAL	0- 0	0- 0	0- 0				
4- 4	0- 0	0- 0	CONFERENCE	0- 0	4- 4	4- 3				
2- 2	0- 0	0- 0	HOME	0- 0	2- 2	2- 1				
2- 2	0- 0	0- 0	AWAY	0- 0	2- 2	2- 2				
0- 0	0- 0	0- 0	NEUTRAL	0- 0	0- 0	0- 0				

RPI	S	Opponent	Score	RPI	S	Opponent	Score	RPI	S	Opponent	Score	RPI	S	Opponent	Score	Team's RPI: 260
19	A	Georgia	47 87					61	A	Mercer	44 70	119	H	Brown	81 85	
22	A	Maryland	49 111									123	A	Georgetown	41 93	
												143	H	William & Mary	71 83	
												144	H	Bethune-Cookman	55 59	
												165	A	Cincinnati	53 87	
												197	A	Siena	61 72	
												223	H	N. C. A&T	68 76	
												242	H	Campbell	63 61	
												258	H	Fairleigh Dickinson	68 65	
												287	H	St. Francis Brooklyn	72 69	
												288	H	FIU	69 62	
												300	A	UMES	52 58	
												313	A	Vermont	65 88	
												327	A	South Carolina St.	68 58	
												333	H	N. C. Central	69 54	
												340	A	Florida A&M	59 74	
												340	H	Florida A&M	76 65	
												342	A	Savannah St.	87 59	

LAST 12 Division I GAMES:																
340	H	Florida A&M	76 65	144	H	Bethune-Cookman	55 59									
300	A	UMES	52 58	340	A	Florida A&M	59 74									
223	H	N. C. A&T	68 76	119	H	Brown	81 85									
333	H	N. C. Central	69 54	242	H	Campbell	63 61									
342	A	Savannah St.	87 59	61	A	Mercer	44 70									
327	A	South Carolina St.	68 58	19	A	Georgia	47 87									

Non-Div I Games:

Howard

Average RPI Win:	208	WON-LOST	WINNING	LAST 10	STRENGTH OF	OPP. STRENGTH	TEAM	ADJ.	CONF.	ADJ CONF.
Average RPI Loss:	38	RECORD	PCT. RANK	GAMES	SCHEDULE	OF SCHEDULE	RPI	RPI	RPI	RPI
DIV. I ONLY	16- 5	45	8- 2	169	108	64	64	11	11	
DIV. I NON-CONF.	7- 3	74	0- 1	235	37	79	79	13	13	

TOTALS	RPI 1-25	RPI 26-50	W-L RECORDS	RPI 51-100	RPI 101-999	RPI 201+				
16- 5	0- 3	0- 1	OVERALL	3- 1	13- 0	9- 0				
4- 2	0- 1	0- 0	HOME	0- 1	4- 0	4- 0				
11- 3	0- 2	0- 1	AWAY	2- 0	9- 0	5- 0				
1- 0	0- 0	0- 0	NEUTRAL	1- 0	0- 0	0- 0				
7- 3	0- 1	0- 1	NON-CONFERENCE	2- 1	5- 0	3- 0				
1- 1	0- 0	0- 0	HOME	0- 1	1- 0	1- 0				
5- 2	0- 1	0- 1	AWAY	1- 0	4- 0	2- 0				
1- 0	0- 0	0- 0	NEUTRAL	1- 0	0- 0	0- 0				
9- 2	0- 2	0- 0	CONFERENCE	1- 0	8- 0	6- 0				
3- 1	0- 1	0- 0	HOME	0- 0	3- 0	3- 0				
6- 1	0- 1	0- 0	AWAY	1- 0	5- 0	3- 0				
0- 0	0- 0	0- 0	NEUTRAL	0- 0	0- 0	0- 0				

RPI 1-25				RPI 26-50				RPI 51-100 Team's RPI: 64				RPI 101+			
RPI	S	Opponent	Score	RPI	S	Opponent	Score	RPI	S	Opponent	Score	RPI	S	Opponent	Score
12	A	Green Bay	45 52	48	A	UCF	59 63	75	A	Ohio	76 52	115	A	Milwaukee	70 68
12	H	Green Bay	34 60					76	N	Wyoming	65 59	126	A	Cleveland St.	77 64
23	A	DePaul	71 85					93	A	Wright St.	64 61	167	A	UNI	54 48
								94	H	Miami (OH)	83 96	174	A	Memphis	80 57
												208	H	Oakland	80 64
												228	A	Youngstown St.	65 43
												240	A	Northern Ky.	71 35
												253	H	Indiana St.	86 57
												304	H	Detroit Mercy	90 62
												314	A	Ill. -Chicago	82 46
												314	H	Ill. -Chicago	68 43
												319	A	Ga. Southern	72 52
												328	A	Tennessee Tech	68 54

LAST 12 Division I GAMES:															
314	H	Ill. -Chicago	68 43	208	H	Oakland	80 64								
12	A	Green Bay	45 52	304	H	Detroit Mercy	90 62								
115	A	Milwaukee	70 68	228	A	Youngstown St.	65 43								
93	A	Wright St.	64 61	126	A	Cleveland St.	77 64								
240	A	Northern Ky.	71 35	314	A	Ill. -Chicago	82 46								
12	H	Green Bay	34 60	23	A	DePaul	71 85								

Non-Div I Games: Georgetown (KY) 85 52

IUPUI

Average RPI Win:	197	WON-LOST	WINNING	LAST 10	STRENGTH OF	OPP. STRENGTH	TEAM	ADJ.	CONF.	ADJ CONF.
Average RPI Loss:	124	RECORD	PCT. RANK	GAMES	SCHEDULE	OF SCHEDULE	RPI	RPI	RPI	RPI
DIV. I ONLY	11- 10	162	7- 3	202	80	161	161	19	19	
DIV. I NON-CONF.	3- 7	254	0- 0	63	65	168	168	15	15	

TOTALS	RPI 1-25	RPI 26-50	W-L RECORDS	RPI 51-100	RPI 101-999	RPI 201+				
11- 10	0- 1	1- 2	OVERALL	0- 2	10- 5	4- 3				
6- 4	0- 0	0- 1	HOME	0- 1	6- 2	4- 1				
5- 5	0- 0	1- 0	AWAY	0- 0	4- 0	0- 0				
0- 1	0- 0	0- 0	NEUTRAL	0- 1	0- 0	0- 0				
3- 7	0- 1	0- 1	NON-CONFERENCE	0- 2	3- 3	1- 2				
1- 3	0- 0	0- 0	HOME	0- 1	1- 2	1- 1				
2- 3	0- 1	0- 1	AWAY	0- 0	2- 1	0- 1				
0- 1	0- 0	0- 0	NEUTRAL	0- 1	0- 0	0- 0				
8- 3	0- 0	1- 1	CONFERENCE	0- 0	7- 2	3- 1				
5- 1	0- 0	0- 1	HOME	0- 0	5- 0	3- 0				
3- 2	0- 0	1- 0	AWAY	0- 0	2- 2	0- 1				
0- 0	0- 0	0- 0	NEUTRAL	0- 0	0- 0	0- 0				

RPI 1-25				RPI 26-50				RPI 51-100				RPI 101+ Team's RPI: 161			
RPI	S	Opponent	Score	RPI	S	Opponent	Score	RPI	S	Opponent	Score	RPI	S	Opponent	Score
7	A	Ohio St.	56 99	33	A	Arizona St.	33 77	55	N	TCU	76 86	109	A	Colorado St.	83 69
				34	A	Northern Colo.	79 71	76	H	Wyoming	64 70	141	H	Washington	69 81
				34	H	Northern Colo.	72 78					154	A	Portland St.	101 90
												154	H	Portland St.	61 60
												163	A	North Dakota	78 64
												163	H	North Dakota	80 75
												185	A	CSUN	80 75
												196	A	Eastern Wash.	64 71
												205	A	Abilene Christian	72 82
												206	H	Seattle U	60 68
												284	A	Sacramento St.	64 79
												284	H	Sacramento St.	101 66
												297	H	Cal St. Fullerton	80 60
												301	H	Southern Utah	74 51
												324	H	Northern Ariz.	83 68

LAST 12 Division I GAMES:															
284	H	Sacramento St.	101 66	196	A	Eastern Wash.	64 71	154	A	Portland St.	101 90	284	A	Sacramento St.	64 79
154	H	Portland St.	61 60	154	A	Portland St.	101 90	34	A	Northern Colo.	72 78	163	H	North Dakota	80 75
163	A	North Dakota	78 64	284	A	Sacramento St.	64 79	163	H	North Dakota	80 75	301	H	Southern Utah	74 51
34	A	Northern Colo.	79 71	34	H	Northern Colo.	72 78	33	A	Arizona St.	33 77				
324	H	Northern Ariz.	83 68	163	H	North Dakota	80 75								
301	H	Southern Utah	74 51	33	A	Arizona St.	33 77								

Non-Div I Games: Eastern Ore. 84 70

Idaho

Average RPI Win:	244	WON-LOST	WINNING	LAST 10	STRENGTH OF	OPP. STRENGTH	TEAM	ADJ.	CONF.	ADJ CONF.
Average RPI Loss:	144	RECORD	PCT. RANK	GAMES	SCHEDULE	OF SCHEDULE	RPI	RPI	RPI	RPI
DIV. I ONLY	12- 7	108	6- 4	326	143	169	169	19	19	
DIV. I NON-CONF.	6- 3	87	1- 0	293	151	105	105	15	15	

TOTALS	RPI 1-25	RPI 26-50	W-L RECORDS	RPI 51-100	RPI 101-999	RPI 201+				
12- 7	0- 0	0- 1	OVERALL	0- 2	12- 4	8- 2				
4- 2	0- 0	0- 1	HOME	0- 0	4- 1	3- 0				
8- 5	0- 0	0- 0	AWAY	0- 0	8- 0	5- 0				
0- 0	0- 0	0- 0	NEUTRAL	0- 0	0- 0	0- 0				
6- 3	0- 0	0- 0	NON-CONFERENCE	0- 2	6- 1	4- 1				
1- 0	0- 0	0- 0	HOME	0- 0	1- 0	1- 0				
5- 3	0- 0	0- 0	AWAY	0- 2	5- 1	3- 1				
0- 0	0- 0	0- 0	NEUTRAL	0- 0	0- 0	0- 0				
6- 4	0- 0	0- 1	CONFERENCE	0- 0	6- 3	4- 1				
3- 2	0- 0	0- 1	HOME	0- 0	3- 1	2- 0				
3- 2	0- 0	0- 0	AWAY	0- 0	3- 2	2- 1				
0- 0	0- 0	0- 0	NEUTRAL	0- 0	0- 0	0- 0				

RPI 1-25				RPI 26-50				RPI 51-100				RPI 101+				Team's RPI: 169
RPI	S	Opponent	Score	RPI	S	Opponent	Score	RPI	S	Opponent	Score	RPI	S	Opponent	Score	
				34	H	Northern Colo.	57 63	76	A	Wyoming	53 61	139	A	Weber St.	73 84	
								81	A	Washington St.	55 72	139	H	Weber St.	70 76	
												141	A	Washington	79 59	
												154	A	Portland St.	88 59	
												163	H	North Dakota	57 46	
												178	A	UC Irvine	78 72	
												206	A	Seattle U	74 69	
												236	A	Pepperdine	74 80	
												251	A	Hawaii	64 62	
												284	A	Sacramento St.	85 71	
												290	H	Utah St.	64 44	
												301	A	Southern Utah	70 76	
												301	H	Southern Utah	66 39	
												306	A	Utah Valley	70 58	
												324	A	Northern Ari z.	75 55	
												324	H	Northern Ari z.	76 59	

LAST 12 Division I GAMES:																
				301	H	Southern Utah	66 39	163	H	North Dakota	57 46					
				324	H	Northern Ari z.	76 59	324	A	Northern Ari z.	75 55					
				139	A	Weber St.	73 84	301	A	Southern Utah	70 76					
				284	A	Sacramento St.	85 71	139	H	Weber St.	70 76					
				154	A	Portland St.	88 59	306	A	Utah Valley	70 58					
				34	H	Northern Colo.	57 63	251	A	Hawaii	64 62					

Non-Div I Games: Westminster (UT) 83 45 Col. of Idaho 89 32

Idaho St.

Average RPI Win:	276	WON-LOST	WINNING	LAST 10	STRENGTH OF	OPP. STRENGTH	TEAM	ADJ.	CONF.	ADJ CONF.
Average RPI Loss:	179	RECORD	PCT. RANK	GAMES	SCHEDULE	OF SCHEDULE	RPI	RPI	RPI	RPI
DIV. I ONLY	5- 15	295	0- 10	268	281	314	314	11	11	
DIV. I NON-CONF.	5- 4	146	0- 1	343	347	314	314	13	13	

TOTALS	RPI 1-25	RPI 26-50	W-L RECORDS	RPI 51-100	RPI 101-999	RPI 201+				
5- 15	0- 1	0- 0	OVERALL	0- 3	5- 11	5- 8				
4- 6	0- 0	0- 0	HOME	0- 1	4- 5	4- 4				
1- 9	0- 1	0- 0	AWAY	0- 2	1- 6	1- 4				
0- 0	0- 0	0- 0	NEUTRAL	0- 0	0- 0	0- 0				
5- 4	0- 0	0- 0	NON-CONFERENCE	0- 0	5- 4	5- 4				
4- 2	0- 0	0- 0	HOME	0- 0	4- 2	4- 2				
1- 2	0- 0	0- 0	AWAY	0- 0	1- 2	1- 2				
0- 0	0- 0	0- 0	NEUTRAL	0- 0	0- 0	0- 0				
0- 11	0- 1	0- 0	CONFERENCE	0- 3	0- 7	0- 4				
0- 4	0- 0	0- 0	HOME	0- 1	0- 3	0- 2				
0- 7	0- 1	0- 0	AWAY	0- 2	0- 4	0- 2				
0- 0	0- 0	0- 0	NEUTRAL	0- 0	0- 0	0- 0				

RPI 1-25				RPI 26-50				RPI 51-100				RPI 101+ Team's RPI: 314			
RPI	S	Opponent	Score	RPI	S	Opponent	Score	RPI	S	Opponent	Score	RPI	S	Opponent	Score
12	A	Green Bay	36 65					64	A	IUPUI	43 68	115	A	Milwaukee	44 59
								64	H	IUPUI	46 82	115	H	Milwaukee	53 76
								93	A	Wright St.	50 60	126	A	Cleveland St.	67 70
												208	H	Oakland	63 67
												209	H	Eastern Mich.	73 70
												228	A	Youngstown St.	63 76
												230	A	Bradley	48 58
												240	A	Northern Ky.	53 61
												252	H	North Texas	70 67
												253	H	Indiana St.	55 46
												268	H	Santa Clara	36 45
												294	H	Jackson St.	63 76
												304	H	Detroit Mercy	58 61
												317	A	Fort Wayne	67 51
												318	A	Loyola Chicago	55 57
												348	H	Evansville	96 77

LAST 12 Division I GAMES:															
64	A	IUPUI	43 68	304	H	Detroit Mercy	58 61								
115	A	Milwaukee	44 59	208	H	Oakland	63 67								
12	A	Green Bay	36 65	126	A	Cleveland St.	67 70								
240	A	Northern Ky.	53 61	228	A	Youngstown St.	63 76								
93	A	Wright St.	50 60	64	H	IUPUI	46 82								
115	H	Milwaukee	53 76	318	A	Loyola Chicago	55 57								

Non-Div I Games: Bethel (IN) 66 46 Ind.-Northwest 74 56

Ill. -Chicago

Loss, Non-Conf, S Site, H Home A Away N Neutral

Average RPI Win:	243	WON-LOST	WINNING	LAST 10	STRENGTH OF	OPP. STRENGTH	TEAM	ADJ.	CONF.	ADJ CONF.
Average RPI Loss:	67	RECORD	PCT. RANK	GAMES	SCHEDULE	OF SCHEDULE	RPI	RPI	RPI	RPI
DIV. I ONLY	9- 15	250	0- 10	86	70	195	195	3	3	
DIV. I NON-CONF.	9- 5	99	1- 1	219	147	138	138	4	4	

TOTALS	RPI 1-25	RPI 26-50	W-L RECORDS	RPI 51-100	RPI 101-999	RPI 201+				
9- 15	0- 4	0- 2	OVERALL	0- 6	9- 3	6- 0				
6- 7	0- 1	0- 0	HOME	0- 3	6- 3	6- 0				
1- 8	0- 3	0- 2	AWAY	0- 3	1- 0	0- 0				
2- 0	0- 0	0- 0	NEUTRAL	0- 0	2- 0	0- 0				
9- 5	0- 1	0- 1	NON-CONFERENCE	0- 2	9- 1	6- 0				
6- 2	0- 0	0- 0	HOME	0- 1	6- 1	6- 0				
1- 3	0- 1	0- 1	AWAY	0- 1	1- 0	0- 0				
2- 0	0- 0	0- 0	NEUTRAL	0- 0	2- 0	0- 0				
0- 10	0- 3	0- 1	CONFERENCE	0- 4	0- 2	0- 0				
0- 5	0- 1	0- 0	HOME	0- 2	0- 2	0- 0				
0- 5	0- 2	0- 1	AWAY	0- 2	0- 0	0- 0				
0- 0	0- 0	0- 0	NEUTRAL	0- 0	0- 0	0- 0				

RPI	S	Opponent	Score	RPI	S	Opponent	Score	RPI	S	Opponent	Score	RPI	S	Opponent	Score
16	A	Missouri	55 72	32	A	Michigan	42 86	54	A	Nebraska	47 62	105	H	Western Ill.	67 77
17	A	Rutgers	37 76	38	A	FGCU	61 85	54	H	Nebraska	72 80	152	N	Wichita St.	68 67
22	A	Maryland	65 100					56	H	Michigan St.	55 67	174	A	Memphis	63 47
25	H	Iowa	71 84					63	H	Virginia Tech	49 96	178	N	UC Irvine	65 59
								77	A	New Mexico	68 97	183	H	Northwestern	59 74
								82	A	Penn St.	59 68	184	H	Wisconsin	61 70
												230	H	Bradley	74 62
												231	H	Austin Peay	59 47
												253	H	Indiana St.	81 52
												304	H	Detroit Mercy	73 65
												317	H	Fort Wayne	64 50
												345	H	Chicago St.	66 56

Team's RPI: 195															
LAST 12 Division I GAMES:															
54	A	Nebraska	47 62	25	H	Iowa	71 84	183	H	Northwestern	59 74	22	A	Maryland	65 100
184	H	Wisconsin	61 70	17	A	Rutgers	37 76	16	A	Missouri	55 72	231	H	Austin Peay	59 47
82	A	Penn St.	59 68												
32	A	Michigan	42 86												
56	H	Michigan St.	55 67												
54	H	Nebraska	72 80												

Non-Div I Games:

Illinois

Average RPI Win:	236	WON-LOST	WINNING	LAST 10	STRENGTH OF	OPP. STRENGTH	TEAM	ADJ.	CONF.	ADJ CONF.
Average RPI Loss:	175	RECORD	PCT. RANK	GAMES	SCHEDULE	OF SCHEDULE	RPI	RPI	RPI	RPI
DIV. I ONLY	9- 12	219	3- 7	297	234	273	273	24	24	
DIV. I NON-CONF.	6- 5	153	2- 0	220	222	190	190	22	22	

TOTALS	RPI 1-25	RPI 26-50	W-L RECORDS	RPI 51-100	RPI 101-999	RPI 201+				
9- 12	0- 0	0- 0	OVERALL	0- 2	9- 10	6- 5				
6- 6	0- 0	0- 0	HOME	0- 2	6- 4	4- 1				
2- 6	0- 0	0- 0	AWAY	0- 0	2- 1	2- 1				
1- 0	0- 0	0- 0	NEUTRAL	0- 0	1- 0	0- 0				
6- 5	0- 0	0- 0	NON-CONFERENCE	0- 1	6- 4	4- 1				
4- 2	0- 0	0- 0	HOME	0- 1	4- 1	3- 0				
1- 3	0- 0	0- 0	AWAY	0- 0	1- 3	1- 1				
1- 0	0- 0	0- 0	NEUTRAL	0- 0	1- 0	0- 0				
3- 7	0- 0	0- 0	CONFERENCE	0- 1	3- 6	2- 4				
2- 4	0- 0	0- 0	HOME	0- 1	2- 3	1- 1				
1- 3	0- 0	0- 0	AWAY	0- 0	1- 3	1- 3				
0- 0	0- 0	0- 0	NEUTRAL	0- 0	0- 0	0- 0				

RPI 1-25				RPI 26-50				RPI 51-100				RPI 101+				Team's RPI: 273
RPI	S	Opponent	Score	RPI	S	Opponent	Score	RPI	S	Opponent	Score	RPI	S	Opponent	Score	
								90	H	Drake	58 65	103	A	George Mason	37 56	
								95	H	Butler	45 56	114	H	Missouri St.	50 56	
												115	A	Milwaukee	59 61	
												126	H	Cleveland St.	47 56	
												132	H	SIUE	62 47	
												136	H	Southern Ill.	49 46	
												151	N	Northeastern	65 55	
												167	H	UNI	36 58	
												208	A	Oakland	43 64	
												209	H	Eastern Mich.	65 56	
												230	H	Bradley	42 62	
												240	H	Northern Ky.	49 37	
												253	A	Indiana St.	49 52	
												259	H	UMKC	64 53	
												286	A	Valparaiso	50 56	
												318	A	Loyola Chicago	59 62	
												318	H	Loyola Chicago	57 49	
												335	A	Long Beach St.	59 51	
												348	A	Evansville	67 43	

LAST 12 Division I GAMES:																
				318	H	Loyola Chicago	57 49					114	H	Missouri St.	50 56	
				167	H	UNI	36 58					318	A	Loyola Chicago	59 62	
				90	H	Drake	58 65					286	A	Valparaiso	50 56	
				253	A	Indiana St.	49 52					230	H	Bradley	42 62	
				348	A	Evansville	67 43					151	N	Northeastern	65 55	
				136	H	Southern Ill.	49 46					335	A	Long Beach St.	59 51	

Non-Div I Games:

Illinois St.

Average RPI Win:	293	WON-LOST	WINNING	LAST 10	STRENGTH OF	OPP. STRENGTH	TEAM	ADJ.	CONF.	ADJ CONF.
Average RPI Loss:	168	RECORD	PCT. RANK	GAMES	SCHEDULE	OF SCHEDULE	RPI	RPI	RPI	RPI
DIV. I ONLY	2- 18	333	2- 8	125	333	303	303	25	25	
DIV. I NON-CONF.	0- 10	337	0- 2	14	320	273	273	25	25	

TOTALS	RPI 1-25	RPI 26-50	W-L RECORDS	RPI 51-100	RPI 101-999	RPI 201+				
2- 18	0- 0	0- 1	OVERALL	0- 3	2- 14	2- 7				
1- 8	0- 0	0- 0	HOME	0- 1	1- 7	1- 5				
1- 10	0- 0	0- 0	AWAY	0- 0	1- 2	1- 1				
0- 0	0- 0	0- 0	NEUTRAL	0- 0	0- 0	0- 0				
0- 10	0- 0	0- 1	NON-CONFERENCE	0- 3	0- 6	0- 2				
0- 3	0- 0	0- 0	HOME	0- 1	0- 2	0- 1				
0- 7	0- 0	0- 1	AWAY	0- 2	0- 4	0- 1				
0- 0	0- 0	0- 0	NEUTRAL	0- 0	0- 0	0- 0				
2- 8	0- 0	0- 0	CONFERENCE	0- 0	2- 8	2- 5				
1- 5	0- 0	0- 0	HOME	0- 0	1- 5	1- 4				
1- 3	0- 0	0- 0	AWAY	0- 0	1- 3	1- 1				
0- 0	0- 0	0- 0	NEUTRAL	0- 0	0- 0	0- 0				

RPI S Opponent	RPI S Opponent	RPI S Opponent	RPI S Opponent	Team's RPI: 303
RPI 1-25	RPI 26-50	RPI 51-100	RPI 101+	
45 A Houston	67 98	58 A Oklahoma St. 35 86	104 A Lamar University 54 77	
		72 H South Dakota 51 81	108 A Rice 43 60	
		91 A Utah 31 90	120 H Central Ark. 35 57	
			128 A SFA 49 60	
			139 A Weber St. 55 79	
			145 H Texas St. 33 74	
			200 A UT Arlington 48 61	
			222 A Texas Tech 54 80	
			226 A New Orleans 50 52	
			226 H New Orleans 45 72	
			254 H Nicholls St. 64 62	
			255 H A&M-Corpus Christi 58 62	
			274 H McNeese 57 66	
			291 H Massachusetts 45 64	
			320 H Houston Baptist 56 58	
			331 A Sam Houston St. 56 49	
LAST 12 Division I GAMES:				
255 H A&M-Corpus Christi 58 62	120 H Central Ark. 35 57			
226 H New Orleans 45 72	331 A Sam Houston St. 56 49			
320 H Houston Baptist 56 58	254 H Nicholls St. 64 62			
226 A New Orleans 50 52	274 H McNeese 57 66			
104 A Lamar University 54 77	222 A Texas Tech 54 80			
128 A SFA 49 60	45 A Houston 67 98			

Non-Div I Games: Mary Hardin-Baylor 76 58

Incarnate Word

Indiana

Indiana

I n d i a n a

Average RPI Win:	290	WON-LOST	WINNING	LAST 10	STRENGTH OF	OPP. STRENGTH	TEAM	ADJ.	CONF.	ADJ CONF.
Average RPI Loss:	126	RECORD	PCT. RANK	GAMES	SCHEDULE	OF SCHEDULE	RPI	RPI	RPI	RPI
DIV. I ONLY	7- 13	256	6- 4	211	215	253	253	24	24	
DIV. I NON-CONF.	1- 9	318	0- 2	74	137	271	271	22	22	

TOTALS	RPI 1-25	RPI 26-50	W-L RECORDS	RPI 51-100	RPI 101-999	RPI 201+				
7- 13	0- 0	0- 1	OVERALL	0- 6	7- 6	7- 1				
3- 7	0- 0	0- 1	HOME	0- 3	3- 3	3- 0				
3- 5	0- 0	0- 0	AWAY	0- 2	3- 3	3- 1				
1- 1	0- 0	0- 0	NEUTRAL	0- 1	1- 0	1- 0				
1- 9	0- 0	0- 1	NON-CONFERENCE	0- 5	1- 3	1- 1				
0- 5	0- 0	0- 1	HOME	0- 3	0- 1	0- 0				
0- 3	0- 0	0- 0	AWAY	0- 1	0- 2	0- 1				
1- 1	0- 0	0- 0	NEUTRAL	0- 1	1- 0	1- 0				
6- 4	0- 0	0- 0	CONFERENCE	0- 1	6- 3	6- 0				
3- 2	0- 0	0- 0	HOME	0- 0	3- 2	3- 0				
3- 2	0- 0	0- 0	AWAY	0- 1	3- 1	3- 0				
0- 0	0- 0	0- 0	NEUTRAL	0- 0	0- 0	0- 0				

RPI S Opponent	Score	RPI S Opponent	Score	RPI S Opponent	Score	RPI S Opponent	Score	Team's RPI: 253
		30 H Central Mich.	67 77	64 A IUPUI	57 86	114 H Missouri St.	63 77	
				72 N South Dakota	59 71	136 H Southern Ill.	45 64	
				89 H Saint Louis	59 60	167 A UNI	53 59	
				90 A Drake	64 85	179 H Fla. Atlantic	58 66	
				94 H Miami (OH)	56 68	195 A Illinois	52 81	
				95 H Butler	51 60	227 N Montana	57 45	
						230 H Bradley	65 50	
						273 H Illinois St.	52 49	
						286 A Valparaiso	67 54	
						314 A Ill. -Chicago	46 55	
						318 A Loyola Chicago	73 65	
						348 A Evansville	66 57	
						348 H Evansville	56 48	
LAST 12 Division I GAMES:								
		348 A Evansville	66 57	90 A Drake	64 85			
		286 A Valparaiso	67 54	348 H Evansville	56 48			
		318 A Loyola Chicago	73 65	136 H Southern Ill.	45 64			
		273 H Illinois St.	52 49	114 H Missouri St.	63 77			
		230 H Bradley	65 50	95 H Butler	51 60			
		167 A UNI	53 59	94 H Miami (OH)	56 68			

Non-Div I Games: Missouri S&T 84 51

Indiana St.

Average RPI Win:	343	WON-LOST	WINNING	LAST 10	STRENGTH OF	OPP. STRENGTH	TEAM	ADJ.	CONF.	ADJ CONF.
Average RPI Loss:	189	RECORD	PCT. RANK	GAMES	SCHEDULE	OF SCHEDULE	RPI	RPI	RPI	RPI
DIV. I ONLY	1- 21	346	1- 9	249	269	338	338	27	27	
DIV. I NON-CONF.	0- 11	337	0- 1	125	229	324	324	26	26	

TOTALS	RPI 1-25	RPI 26-50	W-L RECORDS	RPI 51-100	RPI 101-999	RPI 201+				
1- 21	0- 0	0- 0	OVERALL	0- 4	1- 17	1- 9				
1- 10	0- 0	0- 0	HOME	0- 2	1- 8	1- 4				
0- 11	0- 0	0- 0	AWAY	0- 2	0- 9	0- 5				
0- 0	0- 0	0- 0	NEUTRAL	0- 0	0- 0	0- 0				
0- 11	0- 0	0- 0	NON-CONFERENCE	0- 3	0- 8	0- 3				
0- 5	0- 0	0- 0	HOME	0- 1	0- 4	0- 1				
0- 6	0- 0	0- 0	AWAY	0- 2	0- 4	0- 2				
0- 0	0- 0	0- 0	NEUTRAL	0- 0	0- 0	0- 0				
1- 10	0- 0	0- 0	CONFERENCE	0- 1	1- 9	1- 6				
1- 5	0- 0	0- 0	HOME	0- 1	1- 4	1- 3				
0- 5	0- 0	0- 0	AWAY	0- 0	0- 5	0- 3				
0- 0	0- 0	0- 0	NEUTRAL	0- 0	0- 0	0- 0				

RPI 1-25				RPI 26-50				RPI 51-100				RPI 101+				Team's RPI: 338
RPI	S	Opponent	Score	RPI	S	Opponent	Score	RPI	S	Opponent	Score	RPI	S	Opponent	Score	
								52	H	Qui nni pi ac	38 74	110	A	Jacksonville	62 71	
								53	A	Duquesne	59 80	135	H	Bucknell	53 60	
								62	H	Toledo	57 74	137	H	Kansas	58 72	
								66	A	Fordham	48 78	173	H	Temple	54 59	
												177	A	Marist	55 75	
												197	A	Si ena	51 64	
												197	H	Si ena	48 70	
												201	A	Stony Brook	46 63	
												210	H	Hofstra	43 68	
												233	A	Ni agara	59 73	
												245	A	Manhattan	63 67	
												276	H	Ri der	49 62	
												283	A	Ari zona	58 71	
												287	A	St. Francis Brooklyn	63 72	
												289	H	Canisi us	49 53	
												295	A	Monmouth	56 68	
												295	H	Monmouth	56 62	
												343	H	Saint Peter's	52 42	

LAST 12 Division I GAMES:																
				177	A	Marist	55 75	295	H	Monmouth	56 62					
				343	H	Saint Peter's	52 42	52	H	Qui nni pi ac	38 74					
				276	H	Ri der	49 62	197	A	Si ena	51 64					
				295	A	Monmouth	56 68	289	H	Canisi us	49 53					
				197	H	Si ena	48 70	233	A	Ni agara	59 73					
				245	A	Manhattan	63 67	137	H	Kansas	58 72					

Non-Div I Games:

Iona

Average RPI Win:	130	WON-LOST	WINNING	LAST 10	STRENGTH OF	OPP. STRENGTH	TEAM	ADJ.	CONF.	ADJ CONF.
Average RPI Loss:	37	RECORD	PCT. RANK	GAMES	SCHEDULE	OF SCHEDULE	RPI	RPI	RPI	RPI
DIV. I ONLY	17- 6	49	5- 5	23	52	25	25	3	3	
DIV. I NON-CONF.	12- 1	6	2- 0	70	84	19	19	4	4	

TOTALS	RPI 1-25	RPI 26-50	W-L RECORDS	RPI 51-100	RPI 101-999	RPI 201+				
17- 6	1- 2	2- 1	OVERALL	4- 3	10- 0	2- 0				
9- 3	1- 1	2- 1	HOME	2- 1	4- 0	1- 0				
5- 3	0- 1	0- 0	AWAY	1- 2	4- 0	0- 0				
3- 0	0- 0	0- 0	NEUTRAL	1- 0	2- 0	1- 0				
12- 1	0- 1	1- 0	NON-CONFERENCE	3- 0	8- 0	2- 0				
7- 1	0- 1	1- 0	HOME	2- 0	4- 0	1- 0				
2- 0	0- 0	0- 0	AWAY	0- 0	2- 0	0- 0				
3- 0	0- 0	0- 0	NEUTRAL	1- 0	2- 0	1- 0				
5- 5	1- 1	1- 1	CONFERENCE	1- 3	2- 0	0- 0				
2- 2	1- 0	1- 1	HOME	0- 1	0- 0	0- 0				
3- 3	0- 1	0- 0	AWAY	1- 2	2- 0	0- 0				
0- 0	0- 0	0- 0	NEUTRAL	0- 0	0- 0	0- 0				

RPI	S	Opponent	Score	RPI	S	Opponent	Score	RPI	S	Opponent	Score	RPI	S	Opponent	Score
6	H	Florida St.	93 94	32	H	Michigan	82 72	51	A	Minnesota	72 77	111	H	Western Mich.	79 56
7	H	Ohio St.	103 89	37	H	Purdue	70 76	52	H	Quinnipiac	83 67	117	A	Iowa St.	61 55
22	A	Maryland	64 80	43	H	Western Ky.	104 97	54	A	Nebraska	65 74	133	H	Northern Ill.	105 80
								54	H	Nebraska	74 92	167	A	UNI	71 47
								56	A	Michigan St.	71 68	168	H	Samford	80 59
								73	N	Elon	74 61	181	N	Charlotte	77 64
								90	H	Drake	79 66	184	A	Wisconsin	56 46
												195	A	Illinois	84 71
												263	N	Morgan St.	90 46
												337	H	Ark.-Pine Bluff	85 45

LAST 12 Division I GAMES:															
56	A	Michigan St.	71 68	195	A	Illinois	84 71								
54	H	Nebraska	74 92	22	A	Maryland	64 80								
7	H	Ohio St.	103 89	32	H	Michigan	82 72								
51	A	Minnesota	72 77	184	A	Wisconsin	56 46								
54	A	Nebraska	65 74	90	H	Drake	79 66								
37	H	Purdue	70 76	167	A	UNI	71 47								

Non-Div I Games:

Iowa

Average RPI Loss: 56

DIV. I ONLY	10- 13	215	3- 7	44	33	117	117	5	5
DIV. I NON-CONF.	6- 5	153	0- 0	201	60	174	174	5	5
TOTALS	RPI 1-25	RPI 26-50	W-L RECORDS	RPI 51-100	RPI 101-999	RPI 201+			
10- 13	0- 4	0- 4	OVERALL	4- 3	6- 2	5- 0			
6- 6	0- 2	0- 2	HOME	1- 2	5- 0	4- 0			
3- 6	0- 2	0- 1	AWAY	2- 1	1- 2	1- 0			
1- 1	0- 0	0- 1	NEUTRAL	1- 0	0- 0	0- 0			
6- 5	0- 1	0- 1	NON-CONFERENCE	2- 1	4- 2	4- 0			
5- 1	0- 1	0- 0	HOME	1- 0	4- 0	4- 0			
0- 3	0- 0	0- 0	AWAY	0- 1	0- 2	0- 0			
1- 1	0- 0	0- 1	NEUTRAL	1- 0	0- 0	0- 0			
4- 8	0- 3	0- 3	CONFERENCE	2- 2	2- 0	1- 0			
1- 5	0- 1	0- 2	HOME	0- 2	1- 0	0- 0			
3- 3	0- 2	0- 1	AWAY	2- 0	1- 0	1- 0			
0- 0	0- 0	0- 0	NEUTRAL	0- 0	0- 0	0- 0			

RPI	S	Opponent	Score
9	A	Baylor	49 89
9	H	Baylor	50 79
11	A	Texas	55 87
25	H	Iowa	55 61

RPI	S	Opponent	Score
30	N	Central Mich.	60 81
31	H	Oklahoma	69 74
44	A	West Virginia	49 57
44	H	West Virginia	59 69

RPI	S	Opponent	Score
55	H	TCU	52 75
58	A	Oklahoma St.	78 69
72	H	South Dakota	81 76
88	A	Kansas St.	80 45
88	H	Kansas St.	60 67
90	A	Drake	80 83
99	N	Tulane	67 64

RPI	S	Opponent	Score
121	A	Vanderbilt	74 77
137	H	Kansas	71 69
167	A	UNI	53 57
222	A	Texas Tech	66 54
244	H	UC Riverside	89 66
254	H	Nicholls St.	75 47
259	H	UMKC	61 45
333	H	N.C. Central	99 58

RPI	S	Opponent	Team's RPI:	LAST 12 Division I GAMES:
88	A	Kansas St.	80 45	222 A Texas Tech 66 54
55	H	TCU	52 75	88 H Kansas St. 60 67
11	A	Texas	55 87	44 A West Virginia 49 57
58	A	Oklahoma St.	78 69	9 A Baylor 49 89
44	H	West Virginia	59 69	31 H Oklahoma 69 74
9	H	Baylor	50 79	137 H Kansas 71 69

Iowa St.

Average RPI Win: 297

Average RPI Loss: 258

WON-LOST
RECORDWINNING
PCT. RANKLAST 10
GAMESSTRENGTH OF
SCHEDULEOPP. STRENGTH
OF SCHEDULETEAM
RPIADJ.
RPICONF.
RPIADJ CONF.
RPIDIV. I ONLY
DIV. I NON-CONF.9- 6
2- 3120
2147- 3
0- 1349
349338
242294
347294
34732
3232
32

TOTALS

RPI 1-25

RPI 26-50

W-L RECORDS

RPI 51-100

RPI 101-999

RPI 201+

9- 6

0- 0

0- 0

OVERALL

0- 0

9- 6

9- 4

5- 2

0- 0

0- 0

HOME

0- 0

5- 2

5- 2

4- 4

0- 0

0- 0

AWAY

0- 0

4- 0

4- 0

0- 0

0- 0

0- 0

NEUTRAL

0- 0

0- 0

0- 0

2- 3

0- 0

0- 0

NON-CONFERENCE

0- 0

2- 3

2- 2

0- 1

0- 0

0- 0

HOME

0- 0

0- 1

0- 1

2- 2

0- 0

0- 0

AWAY

0- 0

2- 2

2- 1

0- 0

0- 0

0- 0

NEUTRAL

0- 0

0- 0

0- 0

7- 3

0- 0

0- 0

CONFERENCE

0- 0

7- 3

7- 2

5- 1

0- 0

0- 0

HOME

0- 0

5- 1

5- 1

2- 2

0- 0

0- 0

AWAY

0- 0

2- 2

2- 1

0- 0

0- 0

0- 0

NEUTRAL

0- 0

0- 0

0- 0

RPI 1-25

RPI 26-50

RPI 51-100

RPI 101+

Team's RPI: 294

RPI S Opponent Score

RPI S Opponent Score

RPI S Opponent Score

RPI S Opponent Score

174 A Memphis 53 64

198 A Southern U. 76 86

247 H Grambling 82 70

248 H Texas Southern 74 77

254 H Nicholls St. 64 90

265 H Prairie View 70 61

277 A Alcorn 74 51

277 H Alcorn 94 69

299 H Alabama St. 70 61

312 H Alabama A&M 59 43

314 A Ill. -Chicago 76 63

331 A Sam Houston St. 68 74

337 A Ark. -Pine Bluff 60 54

341 A Mississippi Val. 61 72

345 A Chicago St. 87 69

LAST 12 Division I GAMES:

277 H Alcorn 94 69

337 A Ark. -Pine Bluff 60 54

341 A Mississippi Val. 61 72

247 H Grambling 82 70

265 H Prairie View 70 61

248 H Texas Southern 74 77

198 A Southern U. 76 86

277 A Alcorn 74 51

312 H Alabama A&M 59 43

299 H Alabama St. 70 61

174 A Memphis 53 64

331 A Sam Houston St. 68 74

Non-Div I Games:

Philerander Smith

88 56

Millsaps

79 41

LSU-Shreveport

85 86

Spring Hill

77 50
Jackson St.

Loss, Non-Conf, S Site, H Home A Away N Neutral

Average RPI Win:	254	WON-LOST	WINNING	LAST 10	STRENGTH OF	OPP. STRENGTH	TEAM	ADJ.	CONF.	ADJ CONF.
Average RPI Loss:	79	RECORD	PCT. RANK	GAMES	SCHEDULE	OF SCHEDULE	RPI	RPI	RPI	RPI
DIV. I ONLY	13- 7	91	7- 3	240	197	110	110	22	22	
DIV. I NON-CONF.	7- 5	132	2- 1	229	183	112	112	21	21	

TOTALS	RPI 1-25	RPI 26-50	W-L RECORDS	RPI 51-100	RPI 101-999	RPI 201+				
13- 7	0- 2	0- 2	OVERALL	0- 1	13- 2	10- 0				
6- 1	0- 0	0- 1	HOME	0- 0	6- 0	5- 0				
6- 6	0- 2	0- 1	AWAY	0- 1	6- 2	4- 0				
1- 0	0- 0	0- 0	NEUTRAL	0- 0	1- 0	1- 0				
7- 5	0- 2	0- 0	NON-CONFERENCE	0- 1	7- 2	5- 0				
3- 0	0- 0	0- 0	HOME	0- 0	3- 0	3- 0				
3- 5	0- 2	0- 0	AWAY	0- 1	3- 2	1- 0				
1- 0	0- 0	0- 0	NEUTRAL	0- 0	1- 0	1- 0				
6- 2	0- 0	0- 2	CONFERENCE	0- 0	6- 0	5- 0				
3- 1	0- 0	0- 1	HOME	0- 0	3- 0	2- 0				
3- 1	0- 0	0- 1	AWAY	0- 0	3- 0	3- 0				
0- 0	0- 0	0- 0	NEUTRAL	0- 0	0- 0	0- 0				

RPI 1-25				RPI 26-50				RPI 51-100				RPI 101+				Team's RPI: 110	
RPI	S	Opponent	Score	RPI	S	Opponent	Score	RPI	S	Opponent	Score	RPI	S	Opponent	Score		
6	A	Florida St.	50 82	38	A	FGCU	58 63	86	A	Alabama	60 75	101	A	South Ala.	60 58		
13	A	NC State	44 64	38	H	FGCU	63 65					144	A	Bethune-Cookman	68 58		
												155	H	Stetson	73 63		
												175	A	Florida	59 69		
												194	A	Troy	88 89		
												237	A	North Florida	66 48		
												240	N	Northern Ky.	61 49		
												254	A	Nicholls St.	69 61		
												261	H	Lipscomb	70 48		
												292	H	Kennesaw St.	84 49		
												295	H	Monmouth	74 65		
												296	A	USC Upstate	71 45		
												338	H	Iona	71 62		
												342	H	Savannah St.	74 46		
												344	A	NJIT	88 58		

LAST 12 Division I GAMES:																	
38	H	FGCU	63 65	261	H	Lipscomb	70 48										
155	H	Stetson	73 63	237	A	North Florida	66 48										
38	A	FGCU	58 63	342	H	Savannah St.	74 46										
296	A	USC Upstate	71 45	6	A	Florida St.	50 82										
344	A	NJIT	88 58	240	N	Northern Ky.	61 49										
292	H	Kennesaw St.	84 49	144	A	Bethune-Cookman	68 58										

Non-Div I Games: Flagler 79 52 Webber Int'l 64 43 Edward Waters 79 58

Jacksonville

Average RPI Win: 272	WON-LOST RECORD	WINNING PCT. RANK	LAST 10 GAMES	STRENGTH OF SCHEDULE	OPP. STRENGTH OF SCHEDULE	TEAM RPI	ADJ. RPI	CONF. RPI	ADJ CONF. RPI
Average RPI Loss: 152									
DIV. I ONLY	12- 9	130	6- 4	248	314	176	176	26	26
DIV. I NON-CONF.	4- 5	202	0- 0	245	208	212	212	27	27

TOTALS	RPI 1-25	RPI 26-50	W-L RECORDS	RPI 51-100	RPI 101-999	RPI 201+			
12- 9	0- 1	0- 0	OVERALL	0- 3	12- 5	12- 3			
7- 2	0- 1	0- 0	HOME	0- 0	7- 1	7- 1			
4- 7	0- 0	0- 0	AWAY	0- 3	4- 0	4- 0			
1- 0	0- 0	0- 0	NEUTRAL	0- 0	1- 0	1- 0			
4- 5	0- 1	0- 0	NON-CONFERENCE	0- 2	4- 2	4- 1			
2- 1	0- 1	0- 0	HOME	0- 0	2- 0	2- 0			
1- 4	0- 0	0- 0	AWAY	0- 2	1- 2	1- 1			
1- 0	0- 0	0- 0	NEUTRAL	0- 0	1- 0	1- 0			
8- 4	0- 0	0- 0	CONFERENCE	0- 1	8- 3	8- 2			
5- 1	0- 0	0- 0	HOME	0- 0	5- 1	5- 1			
3- 3	0- 0	0- 0	AWAY	0- 1	3- 2	3- 1			
0- 0	0- 0	0- 0	NEUTRAL	0- 0	0- 0	0- 0			

RPI 1-25				RPI 26-50				RPI 51-100				RPI 101+ Team's RPI: 176			
RPI	S	Opponent	Score	RPI	S	Opponent	Score	RPI	S	Opponent	Score	RPI	S	Opponent	Score
6	H	Florida St.	51 75					68	A	Belmont	55 71	132	A	SIUE	41 65
								94	A	Miami (OH)	55 58	134	A	Clemson	45 53
								100	A	Seton Hall	54 73	212	H	UT Martin	57 61
												216	A	Morehead St.	67 65
												216	H	Morehead St.	70 64
												219	H	Southeast Mo. St.	55 48
												220	N	East Carolina	82 73
												226	A	New Orleans	59 54
												231	H	Austin Peay	65 47
												302	H	Murray St.	97 65
												307	A	Eastern Ky.	44 48
												307	H	Eastern Ky.	65 51
												312	H	Alabama A&M	49 33
												316	A	Georgia St.	41 55
												334	H	Rhode Island	63 53
												336	A	Tennessee St.	75 56
												346	A	Eastern Ill.	59 50

LAST 12 Division I GAMES:															
132	A	SIUE	41 65	231	H	Austin Peay	65 47								
346	A	Eastern Ill.	59 50	302	H	Murray St.	97 65								
219	H	Southeast Mo. St.	55 48	68	A	Belmont	55 71								
212	H	UT Martin	57 61	336	A	Tennessee St.	75 56								
307	A	Eastern Ky.	44 48	216	H	Morehead St.	70 64								
216	A	Morehead St.	67 65	307	H	Eastern Ky.	65 51								

Non-Div I Games: Stillman 93 38 Brewton-Parker 103 44

Jacksonville St.

Average RPI	Win:	210	WON-LOST	WINNING	LAST 10	STRENGTH OF	OPP. STRENGTH	TEAM	ADJ.	CONF.	ADJ CONF.
Average RPI	Loss:	47	RECORD	PCT. RANK	GAMES	SCHEDULE	OF SCHEDULE	RPI	RPI	RPI	RPI
DIV. I ONLY		14- 7		79	10- 0	106	97	83	83	10	10
DIV. I NON-CONF.		4- 7		226	1- 1	69	18	171	171	12	12

TOTALS	RPI 1-25		RPI 26-50		W-L RECORDS	RPI 51-100		RPI 101-999		RPI 201+	
14- 7	0- 3		1- 2		OVERALL	1- 1		12- 1		9- 0	
8- 3	0- 2		1- 0		HOME	1- 0		6- 1		5- 0	
6- 3	0- 1		0- 1		AWAY	0- 1		6- 0		4- 0	
0- 1	0- 0		0- 1		NEUTRAL	0- 0		0- 0		0- 0	
4- 7	0- 3		0- 2		NON-CONFERENCE	0- 1		4- 1		3- 0	
3- 3	0- 2		0- 0		HOME	0- 0		3- 1		2- 0	
1- 3	0- 1		0- 1		AWAY	0- 1		1- 0		1- 0	
0- 1	0- 0		0- 1		NEUTRAL	0- 0		0- 0		0- 0	
10- 0	0- 0		1- 0		CONFERENCE	1- 0		8- 0		6- 0	
5- 0	0- 0		1- 0		HOME	1- 0		3- 0		3- 0	
5- 0	0- 0		0- 0		AWAY	0- 0		5- 0		3- 0	
0- 0	0- 0		0- 0		NEUTRAL	0- 0		0- 0		0- 0	

RPI	S	Opponent	Score	RPI	S	Opponent	Score	RPI	S	Opponent	Score	RPI	S	Opponent	Score
6	H	Florida St.	63 79	26	N	Villanova	57 60	59	A	St. John's (NY)	64 81	107	H	Liberty	58 47
8	A	Tennessee	60 89	40	A	Dayton	54 82	73	H	Elon	70 67	143	A	William & Mary	86 41
17	H	Rutgers	63 76	50	H	Drexel	56 48					151	A	Northeastern	60 57
												172	H	Saint Joseph's	66 73
												210	A	Hofstra	55 42
												210	H	Hofstra	73 56
												262	A	Col. of Charleston	67 45
												262	H	Col. of Charleston	67 53
												267	H	Towson	69 45
												281	A	UNCW	63 48
												282	H	Bryant	67 36
												313	A	Vermont	68 56
												325	H	Wagner	68 45

LAST 12 Division I GAMES:															
143	A	William & Mary	86 41	50	H	Drexel	56 48								
262	H	Col. of Charleston	67 53	267	H	Towson	69 45								
210	H	Hofstra	73 56	151	A	Northeastern	60 57								
281	A	UNCW	63 48	210	A	Hofstra	55 42								
262	A	Col. of Charleston	67 45	282	H	Bryant	67 36								
73	H	Elon	70 67	40	A	Dayton	54 82								

Non-Div I Games:

James Madison

Average RPI Win: 203

Average RPI Loss: 63

WON-LOST
RECORDWINNING
PCT. RANKLAST 10
GAMESSTRENGTH OF
SCHEDULEOPP. STRENGTH
OF SCHEDULETEAM
RPIADJ.
RPICONF.
RPIADJ CONF.
RPIDIV. I ONLY
DIV. I NON-CONF.11- 12
9- 2187
341- 9
0- 069
20964
241137
87137
875
55
5

TOTALS

RPI 1-25

RPI 26-50

W-L RECORDS

RPI 51-100

RPI 101-999

RPI 201+

11- 12

0- 3

0- 2

OVERALL

2- 5

9- 2

7- 1

9- 6

0- 2

0- 1

HOME

2- 2

7- 1

5- 1

2- 6

0- 1

0- 1

AWAY

0- 3

2- 1

2- 0

0- 0

0- 0

0- 0

NEUTRAL

0- 0

0- 0

0- 0

9- 2

0- 0

0- 0

NON-CONFERENCE

1- 2

8- 0

6- 0

8- 1

0- 0

0- 0

HOME

1- 1

7- 0

5- 0

1- 1

0- 0

0- 0

AWAY

0- 1

1- 0

1- 0

0- 0

0- 0

0- 0

NEUTRAL

0- 0

0- 0

0- 0

2- 10

0- 3

0- 2

CONFERENCE

1- 3

1- 2

1- 1

1- 5

0- 2

0- 1

HOME

1- 1

0- 1

0- 1

1- 5

0- 1

0- 1

AWAY

0- 2

1- 1

1- 0

0- 0

0- 0

0- 0

NEUTRAL

0- 0

0- 0

0- 0

RPI 1-25

RPI 26-50

RPI 51-100

RPI 101+

Team's RPI: 137

RPI	S	Opponent	Score
9	H	Bayl or	48 83
11	A	Texas	62 79
11	H	Texas	41 55

RPI	S	Opponent	Score
31	A	Okl ahoma	64 97
44	H	West Vi rgi ni a	54 74

RPI	S	Opponent	Score
54	H	Nebraska	49 66
55	A	TCU	66 76
55	H	TCU	86 77
58	A	Okl ahoma St.	63 92
59	A	St. John' s (NY)	53 65
88	H	Kansas St.	59 63
97	H	Arkansas	71 60

RPI	S	Opponent	Score
108	H	Ri ce	73 65
117	A	Iowa St.	69 71
118	H	Yale	81 75
219	H	Southeast Mo. St.	51 50
222	A	Texas Tech	60 47
222	H	Texas Tech	56 68
242	H	Campbell	66 48
248	H	Texas Southern	72 37
259	H	UMKC	63 48
326	H	Delaware St.	81 49
338	A	Iona	72 58

LAST 12 Division I GAMES:

58	A	Okl ahoma St.	63	92	11	A	Texas	62	79
11	H	Texas	41	55	44	H	West Vi rgi ni a	54	74
88	H	Kansas St.	59	63	9	H	Bayl or	48	83
31	A	Okl ahoma	64	97	222	A	Texas Tech	60	47
55	A	TCU	66	76	55	H	TCU	86	77
222	H	Texas Tech	56	68	117	A	Iowa St.	69	71

Non-Div I Games:

Kansas

Loss,
 Non-Conf,
 S Site,
 H Home
A Away
 N Neutral

Average RPI Win:	172	WON-LOST	WINNING	LAST 10	STRENGTH OF	OPP. STRENGTH	TEAM	ADJ.	CONF.	ADJ CONF.
Average RPI Loss:	47	RECORD	PCT. RANK	GAMES	SCHEDULE	OF SCHEDULE	RPI	RPI	RPI	RPI
DIV. I ONLY	12- 11	168	4- 6	31	58	88	88	5	5	
DIV. I NON-CONF.	8- 3	65	0- 0	146	226	90	90	5	5	

TOTALS	RPI 1-25	RPI 26-50	W-L RECORDS	RPI 51-100	RPI 101-999	RPI 201+				
12- 11	0- 5	1- 2	OVERALL	2- 2	9- 2	4- 0				
7- 6	0- 2	0- 1	HOME	1- 1	6- 2	3- 0				
4- 4	0- 2	1- 1	AWAY	0- 1	3- 0	1- 0				
1- 1	0- 1	0- 0	NEUTRAL	1- 0	0- 0	0- 0				
8- 3	0- 2	0- 0	NON-CONFERENCE	1- 0	7- 1	4- 0				
6- 1	0- 0	0- 0	HOME	0- 0	6- 1	3- 0				
1- 1	0- 1	0- 0	AWAY	0- 0	1- 0	1- 0				
1- 1	0- 1	0- 0	NEUTRAL	1- 0	0- 0	0- 0				
4- 8	0- 3	1- 2	CONFERENCE	1- 2	2- 1	0- 0				
1- 5	0- 2	0- 1	HOME	1- 1	0- 1	0- 0				
3- 3	0- 1	1- 1	AWAY	0- 1	2- 0	0- 0				
0- 0	0- 0	0- 0	NEUTRAL	0- 0	0- 0	0- 0				

RPI 1-25				RPI 26-50				RPI 51-100				RPI 101+			
RPI	S	Opponent	Score	RPI	S	Opponent	Score	RPI	S	Opponent	Score	RPI	S	Opponent	Score
9	A	Bayl or	50 75	31	A	Okl ahoma	49 68	55	H	TCU	63 68	117	A	Iowa St.	67 60
9	H	Bayl or	58 88	31	H	Okl ahoma	71 76	58	A	Okl ahoma St.	68 76	117	H	Iowa St.	45 80
10	N	UCLA	55 64	44	A	West Vi rgi ni a	60 52	58	H	Okl ahoma St.	80 64	128	H	SFA	74 49
11	H	Texas	64 75					82	N	Penn St.	70 65	129	H	Little Rock	66 51
16	A	Mi ssouri	59 73									137	A	Kansas	63 59
												167	H	UNI	71 72
												200	H	UT Arlington	70 56
												235	H	Omaha	81 60
												252	A	North Texas	55 54
												340	H	Florida A&M	81 57
												345	H	Chi cago St.	99 51

LAST 12 Di vi si on I GAMES:															
117	H	Iowa St.	45 80	58	H	Okl ahoma St.	80 64	117	A	Iowa St.	67 60	11	H	Texas	64 75
31	A	Okl ahoma	49 68	44	A	West Vi rgi ni a	60 52	58	A	Okl ahoma St.	68 76	9	A	Bayl or	58 88
137	A	Kansas	63 59	31	H	Okl ahoma	71 76	9	H	Bayl or	58 88				
55	H	TCU	63 68												
9	A	Bayl or	50 75												
31	H	Okl ahoma	71 76												

Non-Di v I Games:

Kansas St.

Average RPI Win:	278	WON-LOST	WINNING	LAST 10	STRENGTH OF	OPP. STRENGTH	TEAM	ADJ.	CONF.	ADJ CONF.
Average RPI Loss:	160	RECORD	PCT. RANK	GAMES	SCHEDULE	OF SCHEDULE	RPI	RPI	RPI	RPI
DIV. I ONLY	5- 13	285	3- 7	300	159	292	292	22	22	
DIV. I NON-CONF.	3- 7	254	2- 1	258	86	249	249	21	21	

TOTALS	RPI 1-25	RPI 26-50	W-L RECORDS	RPI 51-100	RPI 101-999	RPI 201+				
5- 13	0- 1	0- 1	OVERALL	0- 2	5- 9	4- 5				
3- 4	0- 0	0- 1	HOME	0- 0	3- 3	2- 3				
2- 7	0- 0	0- 0	AWAY	0- 1	2- 6	2- 2				
0- 2	0- 1	0- 0	NEUTRAL	0- 1	0- 0	0- 0				
3- 7	0- 1	0- 0	NON-CONFERENCE	0- 2	3- 4	3- 1				
1- 1	0- 0	0- 0	HOME	0- 0	1- 1	1- 1				
2- 4	0- 0	0- 0	AWAY	0- 1	2- 3	2- 0				
0- 2	0- 1	0- 0	NEUTRAL	0- 1	0- 0	0- 0				
2- 6	0- 0	0- 1	CONFERENCE	0- 0	2- 5	1- 4				
2- 3	0- 0	0- 1	HOME	0- 0	2- 2	1- 2				
0- 3	0- 0	0- 0	AWAY	0- 0	0- 3	0- 2				
0- 0	0- 0	0- 0	NEUTRAL	0- 0	0- 0	0- 0				

RPI 1-25				RPI 26-50				RPI 51-100				RPI 101+ Team's RPI: 292			
RPI	S	Opponent	Score	RPI	S	Opponent	Score	RPI	S	Opponent	Score	RPI	S	Opponent	Score
22	N	Maryland	35 89	38	H	FGCU	57 78	71	A	Georgia Tech	48 86	110	A	Jacksonville	49 84
								79	N	Maine	39 75	124	A	Ole Miss	63 92
												134	A	Clemson	28 41
												155	H	Stetson	66 49
												187	A	Furman	59 78
												220	H	East Carolina	56 66
												237	A	North Florida	72 77
												256	A	Presbyterian	60 51
												261	H	Lipscomb	62 64
												296	A	USC Upstate	61 65
												296	H	USC Upstate	64 70
												316	H	Georgia St.	71 61
												319	A	Ga. Southern	60 58
												344	H	NJIT	80 65

LAST 12 Division I GAMES:															
296	H	USC Upstate	64 70	237	A	North Florida	72 77								
344	H	NJIT	80 65	261	H	Lipscomb	62 64								
296	A	USC Upstate	61 65	319	A	Ga. Southern	60 58								
155	H	Stetson	66 49	220	H	East Carolina	56 66								
38	H	FGCU	57 78	316	H	Georgia St.	71 61								
110	A	Jacksonville	49 84	79	N	Maine	39 75								

Non-Div I Games: Middle Ga. St. 81 65

Kennesaw St.

Average RPI Win:	213	WON-LOST	WINNING	LAST 10	STRENGTH OF	OPP. STRENGTH	TEAM	ADJ.	CONF.	ADJ CONF.
Average RPI Loss:	89	RECORD	PCT. RANK	GAMES	SCHEDULE	OF SCHEDULE	RPI	RPI	RPI	RPI
DIV. I ONLY	11- 12	187	3- 7	143	92	138	138	7	7	
DIV. I NON-CONF.	7- 5	132	1- 0	173	99	113	113	8	8	

TOTALS	RPI 1-25	RPI 26-50	W-L RECORDS	RPI 51-100	RPI 101-999	RPI 201+				
11- 12	0- 1	0- 5	OVERALL	1- 1	10- 5	7- 1				
3- 4	0- 0	0- 1	HOME	0- 1	3- 2	2- 0				
6- 5	0- 0	0- 0	AWAY	1- 0	5- 1	4- 0				
2- 3	0- 1	0- 2	NEUTRAL	0- 0	2- 0	1- 0				
7- 5	0- 1	0- 3	NON-CONFERENCE	0- 1	7- 0	5- 0				
1- 1	0- 0	0- 0	HOME	0- 1	1- 0	1- 0				
4- 1	0- 0	0- 1	AWAY	0- 0	4- 0	3- 0				
2- 3	0- 1	0- 2	NEUTRAL	0- 0	2- 0	1- 0				
4- 7	0- 0	0- 2	CONFERENCE	1- 0	3- 5	2- 1				
2- 3	0- 0	0- 1	HOME	0- 0	2- 2	1- 0				
2- 4	0- 0	0- 1	AWAY	1- 0	1- 3	1- 1				
0- 0	0- 0	0- 0	NEUTRAL	0- 0	0- 0	0- 0				

RPI 1-25				RPI 26-50				RPI 51-100				RPI 101+ Team's RPI: 138			
RPI	S	Opponent	Score	RPI	S	Opponent	Score	RPI	S	Opponent	Score	RPI	S	Opponent	Score
20	N	Stanford	54 79	30	A	Central Mi ch.	84 88	62	A	Toledo	62 55	111	H	Western Mi ch.	61 66
				32	A	Mi chi gan	41 54	93	H	Wright St.	60 72	133	A	Northern Ill.	79 81
				38	N	FGCU	62 80					133	H	Northern Ill.	62 72
				39	H	Ball St.	58 79					148	A	Robert Morris	46 31
				41	N	Gonzaga	57 77					174	N	Memphis	70 55
												182	A	Bowling Green	50 60
												182	H	Bowling Green	81 57
												209	A	Eastern Mi ch.	67 60
												209	H	Eastern Mi ch.	76 69
												218	A	Akron	60 75
												228	A	Youngstown St.	55 44
												240	A	Northern Ky.	59 54
												285	N	Southeastern La.	81 60
												304	H	Detroit Mercy	82 74
												307	A	Eastern Ky.	65 57

LAST 12 Division I GAMES:															
133	H	Northern Ill.	62 72	30	A	Central Mi ch.	84 88	209	H	Eastern Mi ch.	76 69	111	H	Western Mi ch.	61 66
182	H	Bowling Green	81 57	209	H	Eastern Mi ch.	76 69	111	H	Western Mi ch.	61 66	79	A	Northern Ill.	79 81
218	A	Akron	60 75	133	A	Northern Ill.	62 55	209	A	Eastern Mi ch.	67 60	148	A	Robert Morris	46 31
62	A	Toledo	62 55	209	A	Eastern Mi ch.	67 60	148	A	Robert Morris	46 31				
39	H	Ball St.	58 79												
182	A	Bowling Green	50 60												

Non-Div I Games:

Kent St.

Average RPI Win:	208	WON-LOST	WINNING	LAST 10	STRENGTH OF	OPP. STRENGTH	TEAM	ADJ.	CONF.	ADJ CONF.
Average RPI Loss:	42	RECORD	PCT. RANK	GAMES	SCHEDULE	OF SCHEDULE	RPI	RPI	RPI	RPI
DIV. I ONLY	12- 11	168	4- 6	50	60	98	98	2	2	
DIV. I NON-CONF.	8- 6	143	0- 3	109	144	117	117	2	2	

TOTALS	RPI 1-25	RPI 26-50	W-L RECORDS	RPI 51-100	RPI 101-999	RPI 201+				
12- 11	0- 6	0- 2	OVERALL	3- 1	9- 2	7- 0				
8- 5	0- 4	0- 1	HOME	1- 0	7- 0	6- 0				
4- 6	0- 2	0- 1	AWAY	2- 1	2- 2	1- 0				
0- 0	0- 0	0- 0	NEUTRAL	0- 0	0- 0	0- 0				
8- 6	0- 2	0- 2	NON-CONFERENCE	1- 1	7- 1	7- 0				
6- 2	0- 1	0- 1	HOME	0- 0	6- 0	6- 0				
2- 4	0- 1	0- 1	AWAY	1- 1	1- 1	1- 0				
0- 0	0- 0	0- 0	NEUTRAL	0- 0	0- 0	0- 0				
4- 5	0- 4	0- 0	CONFERENCE	2- 0	2- 1	0- 0				
2- 3	0- 3	0- 0	HOME	1- 0	1- 0	0- 0				
2- 2	0- 1	0- 0	AWAY	1- 0	1- 1	0- 0				
0- 0	0- 0	0- 0	NEUTRAL	0- 0	0- 0	0- 0				

RPI 1-25				RPI 26-50				RPI 51-100				Team's RPI: 98				RPI 101+			
RPI	S	Opponent	Score	RPI	S	Opponent	Score	RPI	S	Opponent	Score	RPI	S	Opponent	Score	RPI	S	Opponent	Score
4	H	Louisville	63 87	36	H	California	52 62	60	A	Miami (FL)	54 65	106	H	Auburn	65 48				
8	H	Tennessee	49 63	38	A	FGCU	64 70	81	A	Washington St.	73 68	121	A	Vanderbilt	55 70				
9	A	Baylor	63 90					86	H	Alabama	79 54	130	A	Middle Tenn.	57 62				
15	A	Texas A&M	70 74					97	A	Arkansas	76 65	175	A	Florida	56 53				
19	H	Georgia	42 56									216	H	Morehead St.	86 53				
21	H	South Carolina	64 81									217	H	Gardner-Webb	72 34				
												227	A	Montana	71 54				
												284	H	Sacramento St.	101 70				
												328	H	Tennessee Tech	82 54				
												329	H	Marshall	69 39				
												348	H	Evansville	100 62				

Average RPI Win:	293	WON-LOST	WINNING	LAST 10	STRENGTH OF	OPP. STRENGTH	TEAM	ADJ.	CONF.	ADJ CONF.
Average RPI Loss:	175	RECORD	PCT. RANK	GAMES	SCHEDULE	OF SCHEDULE	RPI	RPI	RPI	RPI
DIV. I ONLY	9- 12	219	5- 5	304	320	264	264	29	29	
DIV. I NON-CONF.	4- 7	226	0- 2	269	291	262	262	29	29	

TOTALS	RPI 1-25	RPI 26-50	W-L RECORDS	RPI 51-100	RPI 101-999	RPI 201+				
9- 12	0- 0	0- 1	OVERALL	0- 1	9- 10	8- 5				
5- 5	0- 0	0- 1	HOME	0- 1	5- 3	4- 3				
4- 7	0- 0	0- 0	AWAY	0- 0	4- 0	4- 0				
0- 0	0- 0	0- 0	NEUTRAL	0- 0	0- 0	0- 0				
4- 7	0- 0	0- 1	NON-CONFERENCE	0- 1	4- 5	3- 2				
2- 3	0- 0	0- 1	HOME	0- 1	2- 1	1- 1				
2- 4	0- 0	0- 0	AWAY	0- 0	2- 4	2- 1				
0- 0	0- 0	0- 0	NEUTRAL	0- 0	0- 0	0- 0				
5- 5	0- 0	0- 0	CONFERENCE	0- 0	5- 5	5- 3				
3- 2	0- 0	0- 0	HOME	0- 0	3- 2	3- 2				
2- 3	0- 0	0- 0	AWAY	0- 0	2- 3	2- 1				
0- 0	0- 0	0- 0	NEUTRAL	0- 0	0- 0	0- 0				

RPI	S	Opponent	Score	RPI	S	Opponent	Score	RPI	S	Opponent	Score	RPI	S	Opponent	Score
32	H	Michigan	49 86	85	H	Navy	47 79	103	A	George Mason	70 73	118	A	Yale	51 62
								131	A	Saint Francis (PA)	71 101	148	A	Robert Morris	53 60
								156	H	Lehigh	72 69	180	A	Army West Point	37 71
								243	A	Lafayette	53 69	245	H	Manhattan	38 72
								258	H	Fairleigh Dickinson	49 61	275	A	Mt. St. Mary's	61 59
								275	H	Mt. St. Mary's	53 48	280	H	Sacred Heart	46 50
								282	A	Bryant	56 75	287	H	St. Francis Brooklyn	61 59
								298	A	Central Conn. St.	61 54	325	H	Wagner	74 69
								330	A	UMBC	66 52	343	H	Saint Peter's	57 46
								344	A	NJIT	67 49				
LAST 12 Division I GAMES:															
275	A	Mt. St. Mary's	61 59	325	H	Wagner	74 69	131	A	Saint Francis (PA)	71 101	148	A	Robert Morris	53 60
258	H	Fairleigh Dickinson	49 61	287	H	St. Francis Brooklyn	61 59	85	H	Navy	47 79	245	H	Manhattan	38 72
280	H	Sacred Heart	46 50												
298	A	Central Conn. St.	61 54												
282	A	Bryant	56 75												
275	H	Mt. St. Mary's	53 48												

Non-Div I Games:

LIU Brooklyn

Average RPI Win:	143	WON-LOST	WINNING	LAST 10	STRENGTH OF	OPP. STRENGTH	TEAM	ADJ.	CONF.	ADJ CONF.
Average RPI Loss:	30	RECORD	PCT. RANK	GAMES	SCHEDULE	OF SCHEDULE	RPI	RPI	RPI	RPI
DIV. I ONLY	14- 6	66	7- 3	34	14	27	27	2	2	
DIV. I NON-CONF.	8- 3	65	3- 0	157	46	52	52	2	2	

TOTALS	RPI 1-25	RPI 26-50	W-L RECORDS	RPI 51-100	RPI 101-999	RPI 201+				
14- 6	3- 3	0- 2	OVERALL	2- 1	9- 0	4- 0				
8- 1	2- 1	0- 0	HOME	0- 0	6- 0	3- 0				
5- 4	1- 1	0- 2	AWAY	1- 1	3- 0	1- 0				
1- 1	0- 1	0- 0	NEUTRAL	1- 0	0- 0	0- 0				
8- 3	0- 1	0- 2	NON-CONFERENCE	2- 0	6- 0	4- 0				
4- 0	0- 0	0- 0	HOME	0- 0	4- 0	3- 0				
3- 2	0- 0	0- 2	AWAY	1- 0	2- 0	1- 0				
1- 1	0- 1	0- 0	NEUTRAL	1- 0	0- 0	0- 0				
6- 3	3- 2	0- 0	CONFERENCE	0- 1	3- 0	0- 0				
4- 1	2- 1	0- 0	HOME	0- 0	2- 0	0- 0				
2- 2	1- 1	0- 0	AWAY	0- 1	1- 0	0- 0				
0- 0	0- 0	0- 0	NEUTRAL	0- 0	0- 0	0- 0				

RPI	S	Opponent	Score	RPI	S	Opponent	Score	RPI	S	Opponent	Score	RPI	S	Opponent	Score
3	H	Mississippi St.	70 83	28	A	South Fla.	55 61	86	A	Alabama	51 65	106	H	Auburn	59 56
8	H	Tennessee	70 59	34	A	Northern Colo.	50 58	89	N	Saint Louis	71 59	121	H	Vanderbilt	85 65
11	N	Texas	66 75					99	A	Tulane	73 50	129	A	Little Rock	56 37
15	A	Texas A&M	59 69									150	H	Louisiana	60 45
16	A	Missouri	69 65									175	A	Florida	66 59
19	H	Georgia	71 60									222	A	Texas Tech	48 40
												254	H	Nicholls St.	65 50
												285	H	Southeastern La.	84 56
												331	H	Sam Houston St.	71 58

LAST 12 Division I GAMES:															
19	H	Georgia	71 60	3	H	Mississippi St.	70 83	16	A	Missouri	69 65	121	H	Vanderbilt	85 65
8	H	Tennessee	70 59									331	H	Sam Houston St.	71 58
15	A	Texas A&M	59 69									129	A	Little Rock	56 37
106	H	Auburn	59 56									150	H	Louisiana	60 45
175	A	Florida	66 59												
86	A	Alabama	51 65												

Non-Div I Games:

LSU

Average RPI Win:	216	WON-LOST	WINNING	LAST 10	STRENGTH OF	OPP. STRENGTH	TEAM	ADJ.	CONF.	ADJ CONF.
Average RPI Loss:	142	RECORD	PCT. RANK	GAMES	SCHEDULE	OF SCHEDULE	RPI	RPI	RPI	RPI
DIV. I ONLY	7- 15	269	2- 8	132	169	225	225	12	12	
DIV. I NON-CONF.	5- 8	220	1- 2	90	216	150	150	10	10	

TOTALS	RPI 1-25	RPI 26-50	W-L RECORDS	RPI 51-100	RPI 101-999	RPI 201+				
7- 15	0- 0	0- 3	OVERALL	1- 3	6- 9	4- 4				
3- 6	0- 0	0- 2	HOME	1- 0	2- 4	2- 1				
3- 9	0- 0	0- 1	AWAY	0- 3	3- 5	2- 3				
1- 0	0- 0	0- 0	NEUTRAL	0- 0	1- 0	0- 0				
5- 8	0- 0	0- 2	NON-CONFERENCE	1- 2	4- 4	2- 2				
1- 3	0- 0	0- 1	HOME	1- 0	0- 2	0- 1				
3- 5	0- 0	0- 1	AWAY	0- 2	3- 2	2- 1				
1- 0	0- 0	0- 0	NEUTRAL	0- 0	1- 0	0- 0				
2- 7	0- 0	0- 1	CONFERENCE	0- 1	2- 5	2- 2				
2- 3	0- 0	0- 1	HOME	0- 0	2- 2	2- 0				
0- 4	0- 0	0- 0	AWAY	0- 1	0- 3	0- 2				
0- 0	0- 0	0- 0	NEUTRAL	0- 0	0- 0	0- 0				

RPI 1-25				RPI 26-50				RPI 51-100				RPI 101+				Team's RPI: 225	
RPI	S	Opponent	Score	RPI	S	Opponent	Score	RPI	S	Opponent	Score	RPI	S	Opponent	Score		
				26	H	Villanova	49 76	53	A	Duquesne	50 78	103	H	George Mason	56 69		
				40	H	Dayton	47 76	67	A	American	48 66	113	A	George Washington	45 60		
				50	A	Drexel	54 79	74	A	Harvard	61 70	156	A	Lehigh	69 61		
								87	H	Penn	66 59	158	N	New Hampshire	59 51		
												172	H	Saint Joseph's	64 75		
												173	H	Temple	52 69		
												184	A	Wisconsin	60 71		
												215	A	Richmond	51 77		
												234	H	St. Bonaventure	66 63		
												243	A	Lafayette	74 47		
												252	A	North Texas	44 70		
												276	H	Rider	55 76		
												308	H	VCU	62 57		
												326	A	Delaware St.	71 48		
												334	A	Rhode Island	63 72		
LAST 12 Division I GAMES:																	
				113	A	George Washington	45 60	74	A	Harvard	61 70						
				172	H	Saint Joseph's	64 75	215	A	Richmond	51 77						
				308	H	VCU	62 57	103	H	George Mason	56 69						
				334	A	Rhode Island	63 72	40	H	Dayton	47 76						
				53	A	Duquesne	50 78	26	H	Villanova	49 76						
				234	H	St. Bonaventure	66 63	326	A	Delaware St.	71 48						

Non-Div I Games:

La Salle

Average RPI Win:	300	WON-LOST	WINNING	LAST 10	STRENGTH OF	OPP. STRENGTH	TEAM	ADJ.	CONF.	ADJ CONF.
Average RPI Loss:	181	RECORD	PCT. RANK	GAMES	SCHEDULE	OF SCHEDULE	RPI	RPI	RPI	RPI
DIV. I ONLY	2- 17	331	1- 9	185	317	332	332	23	23	
DIV. I NON-CONF.	1- 8	313	1- 1	255	337	339	339	23	23	

TOTALS	RPI 1-25	RPI 26-50	W-L RECORDS	RPI 51-100	RPI 101-999	RPI 201+				
2- 17	0- 0	0- 0	OVERALL	0- 1	2- 16	2- 6				
2- 6	0- 0	0- 0	HOME	0- 0	2- 6	2- 3				
0- 11	0- 0	0- 0	AWAY	0- 1	0- 2	0- 0				
0- 0	0- 0	0- 0	NEUTRAL	0- 0	0- 0	0- 0				
1- 8	0- 0	0- 0	NON-CONFERENCE	0- 1	1- 7	1- 4				
1- 2	0- 0	0- 0	HOME	0- 0	1- 2	1- 2				
0- 6	0- 0	0- 0	AWAY	0- 1	0- 5	0- 2				
0- 0	0- 0	0- 0	NEUTRAL	0- 0	0- 0	0- 0				
1- 9	0- 0	0- 0	CONFERENCE	0- 0	1- 9	1- 2				
1- 4	0- 0	0- 0	HOME	0- 0	1- 4	1- 1				
0- 5	0- 0	0- 0	AWAY	0- 0	0- 5	0- 1				
0- 0	0- 0	0- 0	NEUTRAL	0- 0	0- 0	0- 0				

RPI 1-25				RPI 26-50				RPI 51-100				RPI 101+ Team's RPI: 332					
RPI	S	Opponent	Score	RPI	S	Opponent	Score	RPI	S	Opponent	Score	RPI	S	Opponent	Score		
								58	A	Oklahoma St.	58	112	101	H	South Ala.	60	67
													106	A	Auburn	41	67
													108	A	Rice	47	63
													129	A	Little Rock	37	57
													145	A	Texas St.	52	86
													150	A	Louisiana	55	63
													150	H	Louisiana	48	76
													188	A	Louisiana Tech	49	71
													194	H	Troy	79	86
													200	A	UT Arlington	61	70
													213	A	Arkansas St.	62	76
													226	H	New Orleans	51	89
													247	A	Grambling	52	61
													269	H	Appalachian St.	67	71
													274	A	McNeese	61	65
													279	H	Coastal Caro.	62	56
													320	H	Houston Baptist	77	73
													323	H	Northwestern St.	48	70
LAST 12 Division I GAMES:																	
150	H	Louisiana	48	76	269	H	Appalachian St.	67	71								
101	H	South Ala.	60	67	279	H	Coastal Caro.	62	56								
194	H	Troy	79	86	129	A	Little Rock	37	57								
200	A	UT Arlington	61	70	213	A	Arkansas St.	62	76								
145	A	Texas St.	52	86	58	A	Oklahoma St.	58	112								
150	A	Louisiana	55	63	320	H	Houston Baptist	77	73								

Non-Div I Games: Millsaps 73 41 Centenary (LA) 90 53

La. -Monroe

Average RPI Win: 260
Average RPI Loss: 146

Average RPI Win: 260		WON-LOST RECORD	WINNING PCT. RANK	LAST 10 GAMES	STRENGTH OF SCHEDULE	OPP. STRENGTH OF SCHEDULE	TEAM RPI	ADJ. RPI	CONF. RPI	ADJ. CONF. RPI
Average RPI Loss: 146										
DIV. I ONLY		8- 13	239	4- 6	177	274	243	243	15	15
DIV. I NON-CONF.		4- 6	214	1- 0	244	323	254	254	18	18
TOTALS		RPI 1-25	RPI 26-50	W-L RECORDS		RPI 51-100	RPI 101-999	RPI 201+		
8- 13	0- 0		0- 2	OVERALL		0- 3	8- 8	8- 3		
5- 6	0- 0		0- 1	HOME		0- 1	5- 4	5- 2		
3- 7	0- 0		0- 1	AWAY		0- 2	3- 4	3- 1		
0- 0	0- 0		0- 0	NEUTRAL		0- 0	0- 0	0- 0		
4- 6	0- 0		0- 2	NON-CONFERENCE		0- 1	4- 3	4- 2		
3- 2	0- 0		0- 1	HOME		0- 0	3- 1	3- 1		
1- 4	0- 0		0- 1	AWAY		0- 1	1- 2	1- 1		
0- 0	0- 0		0- 0	NEUTRAL		0- 0	0- 0	0- 0		
4- 7	0- 0		0- 0	CONFERENCE		0- 2	4- 5	4- 1		
2- 4	0- 0		0- 0	HOME		0- 1	2- 3	2- 1		
2- 3	0- 0		0- 0	AWAY		0- 1	2- 2	2- 0		
0- 0	0- 0		0- 0	NEUTRAL		0- 0	0- 0	0- 0		

RPI 1-25				RPI 26-50				RPI 51-100				RPI 101+				Team's RPI: 243	
RPI	S	Opponent	Score	RPI	S	Opponent	Score	RPI	S	Opponent	Score	RPI	S	Opponent	Score		
				46	H	Princeton	45 53	67	H	American	67 74	135	A	Bucknell I	53 83		
				50	A	Drexel	37 52	85	A	Navy	59 65	135	H	Bucknell I	57 80		
								87	A	Penn	42 55	148	A	Robert Morris	42 63		
												156	A	Lehigh	45 70		
												180	H	Army West Point	60 65		
												204	A	Boston U.	47 45		
												225	H	La Salle	47 74		
												229	H	Loyola Maryland	65 54		
												239	A	Holy Cross	69 65		
												239	H	Holy Cross	56 69		
												264	H	LIU Brooklyn	69 53		
												270	A	Cornell	59 58		
												271	H	Colgate	63 48		
												276	H	Rider	60 45		
												325	H	Wagner	70 52		
												343	A	Saint Peter's	61 64		
LAST 12 Division I GAMES:																	
				135	H	Bucknell I	57 80	180	H	Army West Point	60 65						
				239	H	Holy Cross	56 69	135	A	Bucknell I	53 83						
				204	A	Boston U.	47 45	271	H	Colgate	63 48						
				67	H	American	67 74	239	A	Holy Cross	69 65						
				85	A	Navy	59 65	156	A	Lehigh	45 70						
				229	H	Loyola Maryland	65 54	325	H	Wagner	70 52						

Non-Div I Games:

Lafayette

Loss, Non-Conf, S Site, H Home A Away N Neutral

Average RPI	Win:	247	WON-LOST	WINNING	LAST 10	STRENGTH OF	OPP. STRENGTH	TEAM	ADJ.	CONF.	ADJ CONF.
Average RPI	Loss:	93	RECORD	PCT. RANK	GAMES	SCHEDULE	OF SCHEDULE	RPI	RPI	RPI	RPI
DIV. I ONLY		11- 6		96	9- 1	207	214	104	104	25	25
DIV. I NON-CONF.		1- 5		300	0- 1	24	16	162	162	25	25

TOTALS	RPI 1-25		RPI 26-50		W-L RECORDS	RPI 51-100		RPI 101-999		RPI 201+	
11- 6	0- 1		0- 1		OVERALL	0- 1		11- 3		9- 0	
6- 0	0- 0		0- 0		HOME	0- 0		6- 0		5- 0	
4- 5	0- 1		0- 1		AWAY	0- 1		4- 2		4- 0	
1- 1	0- 0		0- 0		NEUTRAL	0- 0		1- 1		0- 0	
1- 5	0- 1		0- 1		NON-CONFERENCE	0- 1		1- 2		0- 0	
0- 0	0- 0		0- 0		HOME	0- 0		0- 0		0- 0	
0- 4	0- 1		0- 1		AWAY	0- 1		0- 1		0- 0	
1- 1	0- 0		0- 0		NEUTRAL	0- 0		1- 1		0- 0	
10- 1	0- 0		0- 0		CONFERENCE	0- 0		10- 1		9- 0	
6- 0	0- 0		0- 0		HOME	0- 0		6- 0		5- 0	
4- 1	0- 0		0- 0		AWAY	0- 0		4- 1		4- 0	
0- 0	0- 0		0- 0		NEUTRAL	0- 0		0- 0		0- 0	

RPI 1-25				RPI 26-50				RPI 51-100				RPI 101+ Team's RPI: 104			
RPI	S	Opponent	Score	RPI	S	Opponent	Score	RPI	S	Opponent	Score	RPI	S	Opponent	Score
9	A	Baylor	62 121	37	A	Purdue	64 79	77	A	New Mexico	58 90	120	A	Central Ark.	39 51
												128	H	SFA	79 65
												133	N	Northern Ill.	90 80
												149	A	Pacific	75 80
												163	N	North Dakota	70 73
												205	H	Abilene Christian	77 71
												226	H	New Orleans	100 77
												254	A	Nicholls St.	76 61
												255	A	A&M-Corpus Christi	70 31
												274	H	McNeese	83 58
												285	A	Southeastern La.	75 58
												303	H	Incarinate Word	77 54
												320	A	Houston Baptist	79 51
												331	H	Sam Houston St.	91 44
LAST 12 Division I GAMES:															
128	H	SFA	79 65	285	A	Southeastern La.	75 58	120	A	Central Ark.	39 51				
205	H	Abilene Christian	77 71	226	H	New Orleans	100 77	255	A	A&M-Corpus Christi	70 31				
274	H	McNeese	83 58	320	A	Houston Baptist	79 51	331	H	Sam Houston St.	91 44				
254	A	Nicholls St.	76 61	77	A	New Mexico	58 90								
331	H	Sam Houston St.	91 44												
303	H	Incarinate Word	77 54												

Non-Div I Games: Howard Payne 101 37 Schreiner 116 37 Louisiana Col. 93 62 S' western Assemblies 92 49 Lamar University

Average RPI Win: 230

Average RPI Loss: 163

WON-LOST
RECORDWINNING
PCT. RANKLAST 10
GAMESSTRENGTH OF
SCHEDULEOPP. STRENGTH
OF SCHEDULETEAM
RPIADJ.
RPICONF.
RPIADJ CONF.
RPIDIV. I ONLY
DIV. I NON-CONF.12- 9
5- 5130
1706- 4
0- 1239
323236
302156
253156
25315
1815
18

TOTALS

RPI 1-25

RPI 26-50

W-L RECORDS

RPI 51-100

RPI 101-999

RPI 201+

12- 9

0- 0

0- 1

OVERALL

1- 3

11- 5

9- 5

8- 1

0- 0

0- 0

HOME

1- 0

7- 1

5- 1

4- 7

0- 0

0- 0

AWAY

0- 3

4- 4

4- 4

0- 1

0- 0

0- 1

NEUTRAL

0- 0

0- 0

0- 0

5- 5

0- 0

0- 1

NON-CONFERENCE

0- 1

5- 3

5- 3

3- 1

0- 0

0- 0

HOME

0- 0

3- 1

3- 1

2- 3

0- 0

0- 0

AWAY

0- 1

2- 2

2- 2

0- 1

0- 0

0- 1

NEUTRAL

0- 0

0- 0

0- 0

7- 4

0- 0

0- 0

CONFERENCE

1- 2

6- 2

4- 2

5- 0

0- 0

0- 0

HOME

1- 0

4- 0

2- 0

2- 4

0- 0

0- 0

AWAY

0- 2

2- 2

2- 2

0- 0

0- 0

0- 0

NEUTRAL

0- 0

0- 0

0- 0

RPI 1-25

RPI 26-50

RPI 51-100

RPI 101+

Team's RPI: 156

RPI S Opponent Score

RPI S Opponent Score

RPI S Opponent Score

RPI S Opponent Score

26 N Villanova 42 62

51 A Minnesota 73 107

135 H Bucknell 66 62

67 A American 64 82

180 H Army West Point 59 55

85 A Navy 50 53

204 A Boston U. 65 56

85 H Navy 66 63

204 H Boston U. 74 58

225 H La Salle 61 69

229 A Loyola Maryland 64 67

239 A Holy Cross 49 54

243 H Lafayette 70 45

257 H Fairfield 56 53

264 A LIU Brooklyn 69 72

270 A Cornell 62 57

271 A Colgate 59 51

275 H Mt. St. Mary's 75 71

280 A Sacred Heart 55 65

295 A Monmouth 75 57

344 H NJIT 64 50

LAST 12 Division I GAMES:

204 A Boston U. 65 56

135 H Bucknell 66 62

85 A Navy 50 53

204 H Boston U. 74 58

229 A Loyola Maryland 64 67

239 A Holy Cross 49 54

180 H Army West Point 59 55

85 H Navy 66 63

271 A Colgate 59 51

243 H Lafayette 70 45

67 A American 64 82

264 A LIU Brooklyn 69 72

Non-Div I Games:

Mansfield

77 47

Lehigh

Average RPI Win: 257
Average RPI Loss: 104

WON-LOST
RECORD

WINNING
PCT. RANK

LAST 10
GAMES

STRENGTH OF
SCHEDULE

OPP. STRENGTH
OF SCHEDULE

TEAM
RPI

ADJ.
RPI

CONF.
RPI

ADJ CONF.
RPI

DIV. I ONLY	12- 8	120	1- 1	157	276	107	107	28	28
DIV. I NON-CONF.	3- 7	254	0- 1	48	155	145	145	28	28
<hr/>									
TOTALS	RPI 1-25	RPI 26-50	W-L RECORDS	RPI 51-100	RPI 101-999	RPI 201+			
12- 8	0- 1	0- 3	OVERALL	0- 2	12- 2	9- 2			
6- 0	0- 0	0- 0	HOME	0- 0	6- 0	5- 0			
5- 6	0- 1	0- 1	AWAY	0- 2	5- 2	4- 2			
1- 2	0- 0	0- 2	NEUTRAL	0- 0	1- 0	0- 0			
3- 7	0- 1	0- 3	NON-CONFERENCE	0- 2	3- 1	2- 1			
1- 0	0- 0	0- 0	HOME	0- 0	1- 0	1- 0			
1- 5	0- 1	0- 1	AWAY	0- 2	1- 1	1- 1			
1- 2	0- 0	0- 2	NEUTRAL	0- 0	1- 0	0- 0			
9- 1	0- 0	0- 0	CONFERENCE	0- 0	9- 1	7- 1			
5- 0	0- 0	0- 0	HOME	0- 0	5- 0	4- 0			
4- 1	0- 0	0- 0	AWAY	0- 0	4- 1	3- 1			
0- 0	0- 0	0- 0	NEUTRAL	0- 0	0- 0	0- 0			

RPI 1-25				RPI 26-50				RPI 51-100				RPI 101+				Team's RPI: 107
RPI	S	Opponent	Score	RPI	S	Opponent	Score	RPI	S	Opponent	Score	RPI	S	Opponent	Score	
14	A	Duke	51 68	32	A	Michigan	50 74	83	A	James Madison	47 58	147	A	High Point	65 42	
				34	N	Northern Colo.	57 65	90	A	Drake	68 96	170	H	Radford	61 56	
				45	N	Houston	68 75					192	N	Denver	82 69	
												217	A	Gardner-Webb	85 60	
												242	H	Campbell	60 42	
												246	A	UNC Asheville	41 48	
												256	A	Presbyterian	76 64	
												256	H	Presbyterian	63 55	
												286	H	Valparaiso	61 40	
												291	A	Massachusetts	61 64	
												310	A	Old Dominion	63 55	
												315	H	Charleston So.	63 53	
												339	H	Winthrop	63 37	
												349	A	Longwood	63 51	
<hr/>																
LAST 12 Division I GAMES:																
				90	A	Drake	68 96	246	A	UNC Asheville	41 48					
				256	H	Presbyterian	63 55	217	A	Gardner-Webb	85 60					
				147	A	High Point	65 42	339	H	Winthrop	63 37					
				170	H	Radford	61 56	315	H	Charleston So.	63 53					
				349	A	Longwood	63 51	256	A	Presbyterian	76 64					
				242	H	Campbell	60 42	14	A	Duke	51 68					

Non-Div I Games: Shippensburg 105 43 Limestone 68 38

Liberty

Loss, Non-Conf, S Site, H Home A Away N Neutral

Average RPI Win: 308	WON-LOST RECORD	WINNING PCT. RANK	LAST 10 GAMES	STRENGTH OF SCHEDULE	OPP. STRENGTH OF SCHEDULE	TEAM RPI	ADJ. RPI	CONF. RPI	ADJ CONF. RPI
Average RPI Loss: 141									
DIV. I ONLY	9- 14	231	6- 4	288	252	261	261	22	22
DIV. I NON-CONF.	4- 11	279	2- 2	256	284	281	281	21	21

TOTALS	RPI 1-25	RPI 26-50	W-L RECORDS	RPI 51-100	RPI 101-999	RPI 201+			
9- 14	0- 0	0- 2	OVERALL	0- 4	9- 8	9- 4			
4- 6	0- 0	0- 1	HOME	0- 2	4- 3	4- 2			
5- 8	0- 0	0- 1	AWAY	0- 2	5- 5	5- 2			
0- 0	0- 0	0- 0	NEUTRAL	0- 0	0- 0	0- 0			
4- 11	0- 0	0- 1	NON-CONFERENCE	0- 4	4- 6	4- 4			
2- 4	0- 0	0- 0	HOME	0- 2	2- 2	2- 2			
2- 7	0- 0	0- 1	AWAY	0- 2	2- 4	2- 2			
0- 0	0- 0	0- 0	NEUTRAL	0- 0	0- 0	0- 0			
5- 3	0- 0	0- 1	CONFERENCE	0- 0	5- 2	5- 0			
2- 2	0- 0	0- 1	HOME	0- 0	2- 1	2- 0			
3- 1	0- 0	0- 0	AWAY	0- 0	3- 1	3- 0			
0- 0	0- 0	0- 0	NEUTRAL	0- 0	0- 0	0- 0			

RPI 1-25				RPI 26-50				RPI 51-100				RPI 101+ Team's RPI: 261			
RPI	S	Opponent	Score	RPI	S	Opponent	Score	RPI	S	Opponent	Score	RPI	S	Opponent	Score
				38	H	FGCU	54 68	68	H	Belmont	59 91	110	A	Jacksonville	48 70
				39	A	Bal I St.	46 84	86	H	Al abama	51 73	121	A	Vanderbilt	82 92
								89	A	Sai nt Loui s	57 101	130	A	Middle Tenn.	48 72
								95	A	Butler	58 70	155	H	Stetson	55 59
												216	H	Morehead St.	55 75
												231	H	Austin Peay	63 71
												237	A	North Florida	73 69
												262	A	Col. of Charleston	69 85
												292	A	Kennesaw St.	64 62
												296	H	USC Upstate	97 78
												302	H	Murray St.	65 64
												312	H	Al abama A&M	66 50
												315	A	Charleston So.	58 54
												328	A	Tennessee Tech	61 57
												336	A	Tennessee St.	64 71
												344	A	NJIT	74 58
												344	H	NJIT	66 58
LAST 12 Division I GAMES:															
				344	H	NJIT	66 58	110	A	Jacksonville	48 70				
				296	H	USC Upstate	97 78	292	A	Kennesaw St.	64 62				
				344	A	NJIT	74 58	312	H	Al abama A&M	66 50				
				38	H	FGCU	54 68	121	A	Vanderbi l t	82 92				
				155	H	Stetson	55 59	328	A	Tennessee Tech	61 57				
				237	A	North Flori da	73 69	89	A	Sai nt Loui s	57 101				

Non-Div I Games:

Lipscomb

Average RPI Win:	227	WON-LOST	WINNING	LAST 10	STRENGTH OF	OPP. STRENGTH	TEAM	ADJ.	CONF.	ADJ CONF.
Average RPI Loss:	86	RECORD	PCT. RANK	GAMES	SCHEDULE	OF SCHEDULE	RPI	RPI	RPI	RPI
DIV. I ONLY	14- 8	97	10- 0	205	103	129	129	23	23	
DIV. I NON-CONF.	3- 8	268	0- 1	33	4	180	180	23	23	

TOTALS	RPI 1-25	RPI 26-50	W-L RECORDS	RPI 51-100	RPI 101-999	RPI 201+				
14- 8	0- 2	1- 1	OVERALL	0- 2	13- 3	8- 0				
10- 3	0- 0	1- 1	HOME	0- 0	9- 2	4- 0				
4- 5	0- 2	0- 0	AWAY	0- 2	4- 1	4- 0				
0- 0	0- 0	0- 0	NEUTRAL	0- 0	0- 0	0- 0				
3- 8	0- 2	1- 1	NON-CONFERENCE	0- 2	2- 3	0- 0				
3- 3	0- 0	1- 1	HOME	0- 0	2- 2	0- 0				
0- 5	0- 2	0- 0	AWAY	0- 2	0- 1	0- 0				
0- 0	0- 0	0- 0	NEUTRAL	0- 0	0- 0	0- 0				
11- 0	0- 0	0- 0	CONFERENCE	0- 0	11- 0	8- 0				
7- 0	0- 0	0- 0	HOME	0- 0	7- 0	4- 0				
4- 0	0- 0	0- 0	AWAY	0- 0	4- 0	4- 0				
0- 0	0- 0	0- 0	NEUTRAL	0- 0	0- 0	0- 0				

RPI 1-25				RPI 26-50				RPI 51-100				RPI 101+ Team's RPI : 129			
RPI	S	Opponent	Score	RPI	S	Opponent	Score	RPI	S	Opponent	Score	RPI	S	Opponent	Score
3	A	Mississippi St.	48 86	27	H	LSU	37 56	88	A	Kansas St.	51 66	108	A	Rice	51 58
15	A	Texas A&M	49 66	31	H	Oklahoma	68 56	89	A	Saint Louis	45 48	114	H	Missouri St.	63 51
												145	H	Texas St.	63 48
												150	H	Louisiana	78 43
												171	H	Tulsa	61 74
												174	H	Memphis	86 57
												188	H	Louisiana Tech	49 58
												200	H	UT Arlington	59 57
												213	H	Arkansas St.	53 43
												269	A	Appalachian St.	52 40
												279	A	Coastal Caro.	51 49
												316	A	Georgia St.	65 50
												316	H	Georgia St.	54 47
												319	A	Ga. Southern	64 34
												319	H	Ga. Southern	92 52
												332	H	La. -Monroe	57 37
LAST 12 Division I GAMES:															
316	H	Georgia St.	54 47	200	H	UT Arlington	59 57								
319	H	Ga. Southern	92 52	319	A	Ga. Southern	64 34								
279	A	Coastal Caro.	51 49	316	A	Georgia St.	65 50								
269	A	Appalachian St.	52 40	332	H	La. -Monroe	57 37								
213	H	Arkansas St.	53 43	150	H	Louisiana	78 43								
145	H	Texas St.	63 48	27	H	LSU	37 56								

Non-Div I Games:

Little Rock

Average RPI Win:	281	WON-LOST	WINNING	LAST 10	STRENGTH OF	OPP. STRENGTH	TEAM	ADJ.	CONF.	ADJ CONF.
Average RPI Loss:	204	RECORD	PCT. RANK	GAMES	SCHEDULE	OF SCHEDULE	RPI	RPI	RPI	RPI
DIV. I ONLY	2- 20	339	0- 10	272	289	335	335	21	21	
DIV. I NON-CONF.	2- 12	306	0- 4	260	330	326	326	20	20	

TOTALS	RPI 1-25	RPI 26-50	W-L RECORDS	RPI 51-100	RPI 101-999	RPI 201+				
2- 20	0- 1	0- 1	OVERALL	0- 1	2- 17	2- 14				
0- 10	0- 1	0- 0	HOME	0- 1	0- 8	0- 5				
2- 8	0- 0	0- 0	AWAY	0- 0	2- 0	2- 0				
0- 2	0- 0	0- 0	NEUTRAL	0- 0	0- 2	0- 2				
2- 12	0- 1	0- 1	NON-CONFERENCE	0- 0	2- 10	2- 9				
0- 6	0- 1	0- 0	HOME	0- 0	0- 5	0- 4				
2- 4	0- 0	0- 1	AWAY	0- 0	2- 3	2- 3				
0- 2	0- 0	0- 0	NEUTRAL	0- 0	0- 2	0- 2				
0- 8	0- 0	0- 0	CONFERENCE	0- 1	0- 7	0- 5				
0- 4	0- 0	0- 0	HOME	0- 1	0- 3	0- 1				
0- 4	0- 0	0- 0	AWAY	0- 0	0- 4	0- 4				
0- 0	0- 0	0- 0	NEUTRAL	0- 0	0- 0	0- 0				

RPI 1-25				RPI 26-50				RPI 51-100				RPI 101+ Team's RPI: 335			
RPI	S	Opponent	Score	RPI	S	Opponent	Score	RPI	S	Opponent	Score	RPI	S	Opponent	Score
8	H	Tennessee	61 90	47	A	Southern California	60 75	70	H	UC Davis	71 83	160	H	Cal Poly	64 75
												162	H	Loyola Marymount	69 84
												178	H	UC Irvine	81 100
												203	A	UC Santa Barbara	44 51
												203	H	UC Santa Barbara	74 90
												207	N	Oral Roberts	58 64
												211	A	San Diego	40 74
												221	H	Montana St.	51 62
												227	A	Montana	60 67
												236	H	Pepperdine	71 83
												238	H	New Mexico St.	63 72
												244	A	UC Riverside	53 77
												251	A	Hawaii	66 74
												273	H	Illinois St.	51 59
												278	A	Grand Canyon	65 63
												283	A	Arizona	80 72
												297	A	Cal St. Fullerton	61 67
												308	N	VCU	59 69
												344	A	NJIT	57 73

LAST 12 Division I GAMES:															
178	H	UC Irvine	81 100	244	A	UC Riverside	53 77								
70	H	UC Davis	71 83	203	A	UC Santa Barbara	44 51								
160	H	Cal Poly	64 75	308	N	VCU	59 69								
203	H	UC Santa Barbara	74 90	344	A	NJIT	57 73								
251	A	Hawaii	66 74	238	H	New Mexico St.	63 72								
297	A	Cal St. Fullerton	61 67	273	H	Illinois St.	51 59								

Non-Div I Games:

Long Beach St.

Loss,
Non-Conf, S Site,
H Home
A Away
N Neutral

Average RPI Win:	302	WON-LOST	WINNING	LAST 10	STRENGTH OF	OPP. STRENGTH	TEAM	ADJ.	CONF.	ADJ CONF.
Average RPI Loss:	250	RECORD	PCT. RANK	GAMES	SCHEDULE	OF SCHEDULE	RPI	RPI	RPI	RPI
DIV. I ONLY	2- 18	333	1- 9	338	349	349	349	28	28	
DIV. I NON-CONF.	1- 9	318	0- 2	339	349	349	349	28	28	

TOTALS	RPI 1-25	RPI 26-50	W-L RECORDS	RPI 51-100	RPI 101-999	RPI 201+				
2- 18	0- 0	0- 0	OVERALL	0- 0	2- 18	2- 14				
2- 7	0- 0	0- 0	HOME	0- 0	2- 7	2- 5				
0- 11	0- 0	0- 0	AWAY	0- 0	0- 0	0- 0				
0- 0	0- 0	0- 0	NEUTRAL	0- 0	0- 0	0- 0				
1- 9	0- 0	0- 0	NON-CONFERENCE	0- 0	1- 9	1- 8				
1- 3	0- 0	0- 0	HOME	0- 0	1- 3	1- 3				
0- 6	0- 0	0- 0	AWAY	0- 0	0- 6	0- 5				
0- 0	0- 0	0- 0	NEUTRAL	0- 0	0- 0	0- 0				
1- 9	0- 0	0- 0	CONFERENCE	0- 0	1- 9	1- 6				
1- 4	0- 0	0- 0	HOME	0- 0	1- 4	1- 2				
0- 5	0- 0	0- 0	AWAY	0- 0	0- 5	0- 4				
0- 0	0- 0	0- 0	NEUTRAL	0- 0	0- 0	0- 0				

RPI 1-25				RPI 26-50				RPI 51-100				RPI 101+				Team's RPI: 349
RPI	S	Opponent	Score	RPI	S	Opponent	Score	RPI	S	Opponent	Score	RPI	S	Opponent	Score	
												103	A	George Mason	41	60
												107	H	Li berty	51	63
												147	A	Hi gh Poi nt	41	62
												170	H	Radford	33	52
												209	A	Eastern Mi ch.	44	73
												217	H	Gardner-Webb	54	61
												224	H	Norfol k St.	45	64
												242	A	Campbel l	48	58
												246	A	UNC Asheville	52	82
												256	H	Presbyteri an	66	56
												258	H	Fai rlei gh Di cki nson	52	72
												286	H	Val parai so	68	81
												315	A	Charleston So.	57	73
												315	H	Charleston So.	61	78
												325	A	Wagner	43	60
												326	A	Del aware St.	56	60
												329	A	Marshall	45	90
												333	A	N. C. Central	75	87
												339	A	Winthrop	60	69
												347	H	UMass Lowell	84	82
LAST 12 Division I GAMES:																
				315	H	Charleston So.	61	78				246	A	UNC Asheville	52	82
				339	A	Winthrop	60	69				217	H	Gardner-Webb	54	61
				242	A	Campbel l	48	58				256	H	Presbyteri an	66	56
				107	H	Li berty	51	63				315	A	Charleston So.	57	73
				147	A	Hi gh Poi nt	41	62				224	H	Norfol k St.	45	64
				170	H	Radford	33	52				103	A	George Mason	41	60

Non-Div I Games: Milligan 66 56

Longwood

Average RPI Win:	260	WON-LOST	WINNING	LAST 10	STRENGTH OF	OPP. STRENGTH	TEAM	ADJ.	CONF.	ADJ CONF.
Average RPI Loss:	96	RECORD	PCT. RANK	GAMES	SCHEDULE	OF SCHEDULE	RPI	RPI	RPI	RPI
DIV. I ONLY	11- 10	162	6- 4	148	194	150	150	23	23	
DIV. I NON-CONF.	5- 6	187	1- 1	86	96	137	137	23	23	

TOTALS	RPI 1-25	RPI 26-50	W-L RECORDS	RPI 51-100	RPI 101-999	RPI 201+				
11- 10	0- 2	0- 1	OVERALL	0- 1	11- 6	10- 0				
6- 3	0- 0	0- 0	HOME	0- 0	6- 3	6- 0				
4- 5	0- 1	0- 0	AWAY	0- 1	4- 1	3- 0				
1- 2	0- 1	0- 0	NEUTRAL	0- 0	1- 1	1- 0				
5- 6	0- 2	0- 1	NON-CONFERENCE	0- 1	5- 2	5- 0				
3- 1	0- 0	0- 0	HOME	0- 0	3- 1	3- 0				
1- 3	0- 1	0- 1	AWAY	0- 1	1- 0	1- 0				
1- 2	0- 1	0- 0	NEUTRAL	0- 0	1- 1	1- 0				
6- 4	0- 0	0- 0	CONFERENCE	0- 0	6- 4	5- 0				
3- 2	0- 0	0- 0	HOME	0- 0	3- 2	3- 0				
3- 2	0- 0	0- 0	AWAY	0- 0	3- 2	2- 0				
0- 0	0- 0	0- 0	NEUTRAL	0- 0	0- 0	0- 0				

RPI 1-25				RPI 26-50				RPI 51-100				RPI 101+				Team's RPI: 150
RPI	S	Opponent	Score	RPI	S	Opponent	Score	RPI	S	Opponent	Score	RPI	S	Opponent	Score	
3	N	Mississippi St.	37 94	27	A	LSU	45 60	62	A	Toledo	55 79	101	H	South Ala.	57 72	
15	A	Texas A&M	62 83									106	H	Auburn	60 70	
												126	N	Cleveland St.	45 54	
												129	A	Little Rock	43 78	
												145	A	Texas St.	65 58	
												194	H	Troy	55 62	
												200	A	UT Arlington	61 63	
												213	A	Arkansas St.	77 75	
												226	H	New Orleans	66 57	
												233	N	Niagara	68 52	
												269	H	Appalachian St.	61 45	
												274	H	McNeese	98 86	
												277	H	Alcorn	67 47	
												279	H	Coastal Caro.	59 55	
												285	A	Southeastern La.	68 56	
												332	A	La.-Monroe	76 48	
												332	H	La.-Monroe	63 55	
LAST 12 Division I GAMES:																
332	A	La.-Monroe	76 48	279	H	Coastal Caro.	59 55									
194	H	Troy	55 62	269	H	Appalachian St.	61 45									
101	H	South Ala.	57 72	213	A	Arkansas St.	77 75									
145	A	Texas St.	65 58	129	A	Little Rock	43 78									
200	A	UT Arlington	61 63	277	H	Alcorn	67 47									
332	H	La.-Monroe	63 55	27	A	LSU	45 60									

Non-Div I Games: Dillard

53 60

Louisiana

Average RPI Win:	243	WON-LOST	WINNING	LAST 10	STRENGTH OF	OPP. STRENGTH	TEAM	ADJ.	CONF.	ADJ CONF.
Average RPI Loss:	144	RECORD	PCT. RANK	GAMES	SCHEDULE	OF SCHEDULE	RPI	RPI	RPI	RPI

DIV. I ONLY	13- 8	111	6- 4	296	177	188	188	18	18
DIV. I NON-CONF.	8- 4	87	3- 0	290	163	170	170	19	19

TOTALS	RPI 1-25	RPI 26-50	W-L RECORDS	RPI 51-100	RPI 101-999	RPI 201+			
13- 8	0- 1	0- 1	OVERALL	1- 0	12- 6	9- 2			
9- 2	0- 0	0- 1	HOME	0- 0	9- 1	8- 0			
3- 5	0- 1	0- 0	AWAY	0- 0	3- 4	1- 1			
1- 1	0- 0	0- 0	NEUTRAL	1- 0	0- 1	0- 1			
8- 4	0- 1	0- 0	NON-CONFERENCE	1- 0	7- 3	5- 1			
6- 1	0- 0	0- 0	HOME	0- 0	6- 1	5- 0			
1- 2	0- 1	0- 0	AWAY	0- 0	1- 1	0- 0			
1- 1	0- 0	0- 0	NEUTRAL	1- 0	0- 1	0- 1			
5- 4	0- 0	0- 1	CONFERENCE	0- 0	5- 3	4- 1			
3- 1	0- 0	0- 1	HOME	0- 0	3- 0	3- 0			
2- 3	0- 0	0- 0	AWAY	0- 0	2- 3	1- 1			
0- 0	0- 0	0- 0	NEUTRAL	0- 0	0- 0	0- 0			

RPI 1-25				RPI 26-50				RPI 51-100				RPI 101+ Team's RPI: 188			
RPI	S	Opponent	Score	RPI	S	Opponent	Score	RPI	S	Opponent	Score	RPI	S	Opponent	Score
11	A	Texas	54 88	43	H	Western Ky.	64 74	82	N	Penn St.	71 59	106	A	Auburn	59 75
												129	A	Little Rock	58 49
												130	A	Middle Tenn.	66 49
												134	H	Clemson	47 55
												159	A	Southern Miss.	50 65
												174	H	Memphis	65 40
												179	A	Fla. Atlantic	72 86
												233	N	Niagara	67 73
												247	H	Grambling	64 53
												252	H	North Texas	61 53
												274	H	McNeese	78 62
												277	H	Alcorn	87 50
												288	A	FIU	54 57
												305	H	UTSA	63 55
												310	H	Old Dominion	59 45
												320	H	Houston Baptist	85 62
												329	A	Marshall	74 65
												332	H	La.-Monroe	71 49
LAST 12 Division I GAMES:															
				130	A	Middle Tenn.	66 49	159	A	Southern Miss.	50 65				
				43	H	Western Ky.	64 74	305	H	UTSA	63 55				
				310	H	Old Dominion	59 45	252	H	North Texas	61 53				
				179	A	Fla. Atlantic	72 86	277	H	Alcorn	87 50				
				288	A	FIU	54 57	320	H	Houston Baptist	85 62				
				329	A	Marshall	74 65	274	H	McNeese	78 62				

Non-Div I Games: LSU-Alexandria 87 47

Louisiana Tech

Average RPI	Win:	106	WON-LOST	WINNING	LAST 10	STRENGTH OF	OPP. STRENGTH	TEAM	ADJ.	CONF.	ADJ CONF.
Average RPI	Loss:	6	RECORD	PCT. RANK	GAMES	SCHEDULE	OF SCHEDULE	RPI	RPI	RPI	RPI
DIV. I ONLY		23- 1	3	9- 1	25	4	4	4	1	1	
DIV. I NON-CONF.		14- 0	1	2- 0	104	22	11	11	1	1	

TOTALS	RPI 1-25		RPI 26-50		W-L RECORDS	RPI 51-100		RPI 101-999		RPI 201+	
23- 1	5- 1		3- 0		OVERALL	6- 0		9- 0		5- 0	
13- 1	3- 1		1- 0		HOME	2- 0		7- 0		4- 0	
10- 0	2- 0		2- 0		AWAY	4- 0		2- 0		1- 0	
0- 0	0- 0		0- 0		NEUTRAL	0- 0		0- 0		0- 0	
14- 0	2- 0		2- 0		NON-CONFERENCE	3- 0		7- 0		5- 0	
9- 0	1- 0		1- 0		HOME	1- 0		6- 0		4- 0	
5- 0	1- 0		1- 0		AWAY	2- 0		1- 0		1- 0	
0- 0	0- 0		0- 0		NEUTRAL	0- 0		0- 0		0- 0	
9- 1	3- 1		1- 0		CONFERENCE	3- 0		2- 0		0- 0	
4- 1	2- 1		0- 0		HOME	1- 0		1- 0		0- 0	
5- 0	1- 0		1- 0		AWAY	2- 0		1- 0		0- 0	
0- 0	0- 0		0- 0		NEUTRAL	0- 0		0- 0		0- 0	

RPI	S	Opponent	Score	RPI	S	Opponent	Score	RPI	S	Opponent	Score	RPI	S	Opponent	Score
2	H	Notre Dame	100 67	29	A	Virginia	77 41	60	A	Miami (FL)	84 74	102	H	Wake Forest	89 52
5	H	Oregon	74 61	32	H	Michigan	74 49	62	H	Tolledo	90 55	121	H	Vanderbilt	79 57
6	H	Florida St.	49 50	42	A	South Dakota St.	68 64	63	H	Virginia Tech	67 56	130	H	Middle Tenn.	80 26
7	A	Ohio St.	95 90					69	A	Indiana	72 59	142	A	Pittsburgh	77 51
13	A	NC State	55 47					71	A	Georgia Tech	74 71	212	H	UT Martin	91 56
14	H	Duke	66 60					98	A	Kentucky	87 63	219	H	Southeast Mo. St.	80 40
												302	H	Murray St.	115 51
												309	A	Air Force	62 50
												336	H	Tennessee St.	95 56

LAST 12 Division I GAMES:															
29	A	Virginia	77 41	63	H	Virginia Tech	67 56	14	H	Duke	66 60	13	A	NC State	55 47
102	H	Wake Forest	89 52	14	H	Duke	66 60	71	A	Georgia Tech	74 71	309	A	Air Force	62 50
60	A	Miami (FL)	84 74	13	A	NC State	55 47	98	A	Kentucky	87 63				
6	H	Florida St.	49 50												
142	A	Pittsburgh	77 51												
2	H	Notre Dame	100 67												

Non-Div I Games:

Louisville

Average RPI Win:	320	WON-LOST	WINNING	LAST 10	STRENGTH OF	OPP. STRENGTH	TEAM	ADJ.	CONF.	ADJ CONF.
Average RPI Loss:	153	RECORD	PCT. RANK	GAMES	SCHEDULE	OF SCHEDULE	RPI	RPI	RPI	RPI
DIV. I ONLY	4- 17	311	2- 8	270	187	318	318	24	24	
DIV. I NON-CONF.	2- 9	295	1- 1	232	93	284	284	22	22	

TOTALS	RPI 1-25	RPI 26-50	W-L RECORDS	RPI 51-100	RPI 101-999	RPI 201+				
4- 17	0- 3	0- 0	OVERALL	0- 2	4- 12	4- 6				
3- 5	0- 1	0- 0	HOME	0- 0	3- 4	3- 3				
1- 12	0- 2	0- 0	AWAY	0- 2	1- 8	1- 3				
0- 0	0- 0	0- 0	NEUTRAL	0- 0	0- 0	0- 0				
2- 9	0- 3	0- 0	NON-CONFERENCE	0- 1	2- 5	2- 2				
1- 3	0- 1	0- 0	HOME	0- 0	1- 2	1- 1				
1- 6	0- 2	0- 0	AWAY	0- 1	1- 3	1- 1				
0- 0	0- 0	0- 0	NEUTRAL	0- 0	0- 0	0- 0				
2- 8	0- 0	0- 0	CONFERENCE	0- 1	2- 7	2- 4				
2- 2	0- 0	0- 0	HOME	0- 0	2- 2	2- 2				
0- 6	0- 0	0- 0	AWAY	0- 1	0- 5	0- 2				
0- 0	0- 0	0- 0	NEUTRAL	0- 0	0- 0	0- 0				

RPI 1-25				RPI 26-50				RPI 51-100				RPI 101+ Team's RPI: 318			
RPI	S	Opponent	Score	RPI	S	Opponent	Score	RPI	S	Opponent	Score	RPI	S	Opponent	Score
12	H	Green Bay	39 76					90	A	Drake	46 72	111	H	Western Mi ch.	47 65
23	A	DePaul	47 88					95	A	Butler	52 64	114	A	Missouri St.	36 75
24	A	Marquette	30 92									115	A	Milwaukee	41 63
												133	A	Northern Ill.	71 80
												136	A	Southern Ill.	46 62
												167	A	UNI	41 70
												228	H	Youngstown St.	49 73
												230	H	Bradley	57 59
												253	H	Indiana St.	65 73
												273	A	Illinois St.	49 57
												273	H	Illinois St.	62 59
												286	A	Valparaiso	60 76
												314	H	Ill.-Chicago	57 55
												317	A	Fort Wayne	70 79
												345	A	Chicago St.	46 28
												348	H	Evansville	82 63

LAST 12 Division I GAMES:															
273	A	Illinois St.	49 57	273	H	Illinois St.	62 59								
348	H	Evansville	82 63	230	H	Bradley	57 59								
253	H	Indiana St.	65 73	90	A	Drake	46 72								
114	A	Missouri St.	36 75	167	A	UNI	41 70								
136	A	Southern Ill.	46 62	314	H	Ill.-Chicago	57 55								
286	A	Valparaiso	60 76	95	A	Butler	52 64								

Non-Div I Games:

Loyola Chicago

Average RPI Win:	219	WON-LOST	WINNING	LAST 10	STRENGTH OF	OPP. STRENGTH	TEAM	ADJ.	CONF.	ADJ CONF.
Average RPI Loss:	155	RECORD	PCT. RANK	GAMES	SCHEDULE	OF SCHEDULE	RPI	RPI	RPI	RPI
DIV. I ONLY	7- 15	269	5- 5	124	246	229	229	15	15	
DIV. I NON-CONF.	2- 9	295	0- 1	119	299	267	267	18	18	

TOTALS	RPI 1-25	RPI 26-50	W-L RECORDS	RPI 51-100	RPI 101-999	RPI 201+				
7- 15	0- 2	0- 0	OVERALL	0- 2	7- 11	5- 5				
4- 5	0- 0	0- 0	HOME	0- 1	4- 4	3- 1				
3- 10	0- 2	0- 0	AWAY	0- 1	3- 7	2- 4				
0- 0	0- 0	0- 0	NEUTRAL	0- 0	0- 0	0- 0				
2- 9	0- 2	0- 0	NON-CONFERENCE	0- 0	2- 7	2- 3				
1- 3	0- 0	0- 0	HOME	0- 0	1- 3	1- 1				
1- 6	0- 2	0- 0	AWAY	0- 0	1- 4	1- 2				
0- 0	0- 0	0- 0	NEUTRAL	0- 0	0- 0	0- 0				
5- 6	0- 0	0- 0	CONFERENCE	0- 2	5- 4	3- 2				
3- 2	0- 0	0- 0	HOME	0- 1	3- 1	2- 0				
2- 4	0- 0	0- 0	AWAY	0- 1	2- 3	1- 2				
0- 0	0- 0	0- 0	NEUTRAL	0- 0	0- 0	0- 0				

RPI 1-25				RPI 26-50				RPI 51-100				RPI 101+ Team's RPI: 229			
RPI	S	Opponent	Score	RPI	S	Opponent	Score	RPI	S	Opponent	Score	RPI	S	Opponent	Score
22	A	Maryland	45 114					67	H	American	58 71	103	H	George Mason	72 80
24	A	Marquette	63 83					85	A	Navy	44 73	123	H	Georgetown	54 72
												125	A	Delaware	38 71
												135	A	Bucknell	68 65
												143	A	William & Mary	49 70
												156	H	Lehigh	67 64
												180	A	Army West Point	47 62
												180	H	Army West Point	62 69
												204	A	Boston U.	56 75
												224	A	Norfolk St.	61 58
												239	A	Holy Cross	65 58
												239	H	Holy Cross	77 60
												243	A	Lafayette	54 65
												267	H	Towson	67 76
												270	H	Cornell	78 63
												271	H	Colgate	70 55
												275	A	Mt. St. Mary's	63 71
												287	A	St. Francis Brooklyn	47 64

LAST 12 Division I GAMES:															
239	A	Holy Cross	65 58	67	H	American	58 71	239	H	Holy Cross	77 60				
180	A	Army West Point	47 62	204	A	Boston U.	56 75	180	H	Army West Point	62 69				
156	H	Lehigh	67 64	85	A	Navy	44 73	85	A	Navy	44 73				
271	H	Colgate	70 55	125	A	Delaware	38 71	125	A	Delaware	38 71				
135	A	Bucknell	68 65												
243	A	Lafayette	54 65												

Non-Div I Games:

Loyola Maryl and

Average RPI	Win: 216	WON-LOST RECORD	WINNING PCT. RANK	LAST 10 GAMES	STRENGTH OF SCHEDULE	OPP. STRENGTH OF SCHEDULE	TEAM RPI	ADJ. RPI	CONF. RPI	ADJ CONF. RPI
Average RPI	Loss: 137									
DIV. I ONLY	14- 8	97	5- 5	280	125	162	162	13	13	
DIV. I NON-CONF.	7- 3	74	0- 0	302	119	159	159	11	11	

TOTALS	RPI 1-25	RPI 26-50	W-L RECORDS	RPI 51-100	RPI 101-999	RPI 201+				
14- 8	0- 0	0- 2	OVERALL	3- 0	11- 6	10- 2				
8- 4	0- 0	0- 1	HOME	2- 0	6- 3	5- 1				
6- 4	0- 0	0- 1	AWAY	1- 0	5- 3	5- 1				
0- 0	0- 0	0- 0	NEUTRAL	0- 0	0- 0	0- 0				
7- 3	0- 0	0- 1	NON-CONFERENCE	2- 0	5- 2	5- 1				
4- 2	0- 0	0- 1	HOME	1- 0	3- 1	3- 0				
3- 1	0- 0	0- 0	AWAY	1- 0	2- 1	2- 1				
0- 0	0- 0	0- 0	NEUTRAL	0- 0	0- 0	0- 0				
7- 5	0- 0	0- 1	CONFERENCE	1- 0	6- 4	5- 1				
4- 2	0- 0	0- 0	HOME	1- 0	3- 2	2- 1				
3- 3	0- 0	0- 1	AWAY	0- 0	3- 2	3- 0				
0- 0	0- 0	0- 0	NEUTRAL	0- 0	0- 0	0- 0				

RPI 1-25				RPI 26-50				RPI 51-100				RPI 101+				Team's RPI: 162	
RPI	S	Opponent	Score	RPI	S	Opponent	Score	RPI	S	Opponent	Score	RPI	S	Opponent	Score		
				41	A	Gonzaga	67 77	78	H	Saint Mary's (CA)	69 57	116	A	BYU	52 62		
				47	H	Southern Cal i forni a	70 80	89	A	Saint Loui s	62 60	116	H	BYU	55 67		
								94	H	Mi ami (OH)	84 71	149	H	Paci fi c	75 60		
												166	A	San Franci sco	60 78		
												185	H	CSUN	68 75		
												203	H	UC Santa Barbara	67 61		
												209	H	Eastern Mich.	73 64		
												211	A	San Di ego	67 53		
												211	H	San Di ego	54 60		
												214	A	SMU	60 63		
												236	H	Pepperdi ne	75 60		
												244	A	UC Ri versi de	67 59		
												268	A	Santa Clara	65 51		
												283	H	Ari zona	84 70		
												311	A	Portl and	63 60		
												311	H	Portl and	76 55		
												335	A	Long Beach St.	84 69		
LAST 12 Di vi si on I GAMES:																	
				311	H	Portl and	76 55	211	H	San Di ego	54 60						
				116	A	BYU	52 62	166	A	San Franci sco	60 78						
				211	A	San Di ego	67 53	41	A	Gonzaga	67 77						
				236	H	Pepperdi ne	75 60	268	A	Santa Clara	65 51						
				311	A	Portl and	63 60	149	H	Paci fi c	75 60						
				116	H	BYU	55 67	78	H	Saint Mary's (CA)	69 57						

Non-Div I Games: Cal St. Dom. Hills 84 52

Loyola Marymount

Average RPI Win:	228	WON-LOST	WINNING	LAST 10	STRENGTH OF	OPP. STRENGTH	TEAM	ADJ.	CONF.	ADJ CONF.
Average RPI Loss:	59	RECORD	PCT. RANK	GAMES	SCHEDULE	OF SCHEDULE	RPI	RPI	RPI	RPI
DIV. I ONLY	13- 8	111	8- 2	114	124	79	79	20	20	
DIV. I NON-CONF.	5- 6	187	1- 1	39	10	67	67	24	24	

TOTALS	RPI 1-25	RPI 26-50	W-L RECORDS	RPI 51-100	RPI 101-999	RPI 201+				
13- 8	0- 3	0- 0	OVERALL	1- 4	12- 1	6- 0				
5- 2	0- 0	0- 0	HOME	1- 1	4- 1	3- 0				
7- 6	0- 3	0- 0	AWAY	0- 3	7- 0	2- 0				
1- 0	0- 0	0- 0	NEUTRAL	0- 0	1- 0	1- 0				
5- 6	0- 3	0- 0	NON-CONFERENCE	1- 3	4- 0	2- 0				
2- 1	0- 0	0- 0	HOME	1- 1	1- 0	1- 0				
2- 5	0- 3	0- 0	AWAY	0- 2	2- 0	0- 0				
1- 0	0- 0	0- 0	NEUTRAL	0- 0	1- 0	1- 0				
8- 2	0- 0	0- 0	CONFERENCE	0- 1	8- 1	4- 0				
3- 1	0- 0	0- 0	HOME	0- 0	3- 1	2- 0				
5- 1	0- 0	0- 0	AWAY	0- 1	5- 0	2- 0				
0- 0	0- 0	0- 0	NEUTRAL	0- 0	0- 0	0- 0				

RPI 1-25				RPI 26-50				RPI 51-100 Team's RPI: 79				RPI 101+			
RPI	S	Opponent	Score	RPI	S	Opponent	Score	RPI	S	Opponent	Score	RPI	S	Opponent	Score
3	A	Mississippi St.	43 83					60	A	Miami (FL)	70 80	112	A	Dartmouth	64 51
7	A	Ohio St.	70 83					62	A	Tol edo	64 65	157	A	Hartford	59 44
14	A	Duke	39 69					65	A	Al bany (NY)	54 68	158	A	New Hampshi re	56 46
								74	H	Harvard	76 51	164	A	Bi nghamton	61 38
								99	H	Tul ane	34 42	164	H	Bi nghamton	62 66
												199	A	Boston Colle ge	61 40
												201	H	Stony Brook	64 56
												282	H	Bryant	70 68
												292	N	Kennesaw St.	75 39
												313	H	Vermont	64 55
												330	A	UMBC	64 50
												330	H	UMBC	69 36
												347	A	UMass Lowell	69 51

LAST 12 Division I GAMES:															
164	A	Bi nghamton	61 38	65	A	Al bany (NY)	54 68								
347	A	UMass Lowell	69 51	330	A	UMBC	64 50								
330	H	UMBC	69 36	164	H	Bi nghamton	62 66								
158	A	New Hampshire	56 46	201	H	Stony Brook	64 56								
157	A	Hartford	59 44	199	A	Boston Colle ge	61 40								
313	H	Vermont	64 55	14	A	Duke	39 69								

Non-Div I Games: Maine Maritime 89 49 Me.-Fort Kent 100 40

Maine

Average RPI Win:	300	WON-LOST	WINNING	LAST 10	STRENGTH OF	OPP. STRENGTH	TEAM	ADJ.	CONF.	ADJ CONF.
Average RPI Loss:	142	RECORD	PCT. RANK	GAMES	SCHEDULE	OF SCHEDULE	RPI	RPI	RPI	RPI
DIV. I ONLY	8- 13	239	5- 5	233	267	245	245	27	27	
DIV. I NON-CONF.	3- 8	268	1- 1	100	219	214	214	26	26	

TOTALS	RPI 1-25	RPI 26-50	W-L RECORDS	RPI 51-100	RPI 101-999	RPI 201+				
8- 13	0- 0	0- 2	OVERALL	0- 4	8- 7	8- 3				
5- 3	0- 0	0- 0	HOME	0- 3	5- 0	5- 0				
2- 10	0- 0	0- 2	AWAY	0- 1	2- 7	2- 3				
1- 0	0- 0	0- 0	NEUTRAL	0- 0	1- 0	1- 0				
3- 8	0- 0	0- 2	NON-CONFERENCE	0- 3	3- 3	3- 1				
1- 2	0- 0	0- 0	HOME	0- 2	1- 0	1- 0				
1- 6	0- 0	0- 2	AWAY	0- 1	1- 3	1- 1				
1- 0	0- 0	0- 0	NEUTRAL	0- 0	1- 0	1- 0				
5- 5	0- 0	0- 0	CONFERENCE	0- 1	5- 4	5- 2				
4- 1	0- 0	0- 0	HOME	0- 1	4- 0	4- 0				
1- 4	0- 0	0- 0	AWAY	0- 0	1- 4	1- 2				
0- 0	0- 0	0- 0	NEUTRAL	0- 0	0- 0	0- 0				

RPI 1-25				RPI 26-50				RPI 51-100				RPI 101+				Team's RPI: 245	
RPI	S	Opponent	Score	RPI	S	Opponent	Score	RPI	S	Opponent	Score	RPI	S	Opponent	Score		
				29	A	Vi rgi ni a	47 69	52	H	Qui nni pi ac	64 80	158	A	New Hampshi re	55 68		
				36	A	Cal i forni a	66 87	65	H	Al bany (NY)	56 62	177	A	Mari st	40 65		
								66	H	Fordham	48 54	197	A	Si ena	51 56		
								82	A	Penn St.	46 78	201	A	Stony Brook	59 74		
												233	A	Ni agara	64 65		
												264	A	LIU Brookl yn	72 38		
												276	A	Ri der	51 67		
												280	A	Sacred Heart	61 65		
												287	H	St. Franci s Brookl yn	57 54		
												289	A	Can i si us	59 56		
												289	H	Can i si us	58 39		
												293	N	Coppi n St.	74 56		
												295	H	Monmouth	63 53		
												338	H	I ona	67 63		
												343	H	Sai nt Peter' s	76 64		
LAST 12 Di vi si on I GAMES:																	
				276	A	Ri der	51 67	177	A	Mari st	40 65						
				295	H	Monmouth	63 53	289	H	Can i si us	58 39						
				197	A	Si ena	51 56	52	H	Qui nni pi ac	64 80						
				338	H	I ona	67 63	343	H	Sai nt Peter' s	76 64						
				233	A	Ni agara	64 65	29	A	Vi rgi ni a	47 69						
				289	A	Can i si us	59 56	264	A	LIU Brookl yn	72 38						

Non-Div I Games:

Manhattan

Average RPI Win:	273	WON-LOST	WINNING	LAST 10	STRENGTH OF	OPP. STRENGTH	TEAM	ADJ.	CONF.	ADJ CONF.
Average RPI Loss:	121	RECORD	PCT. RANK	GAMES	SCHEDULE	OF SCHEDULE	RPI	RPI	RPI	RPI
DIV. I ONLY	14- 10	127	8- 2	266	250	177	177	27	27	
DIV. I NON-CONF.	4- 8	239	0- 0	176	177	231	231	26	26	

TOTALS	RPI 1-25	RPI 26-50	W-L RECORDS	RPI 51-100	RPI 101-999	RPI 201+				
14- 10	0- 0	0- 2	OVERALL	0- 3	14- 5	13- 1				
8- 2	0- 0	0- 0	HOME	0- 1	8- 1	7- 0				
6- 6	0- 0	0- 0	AWAY	0- 2	6- 4	6- 1				
0- 2	0- 0	0- 2	NEUTRAL	0- 0	0- 0	0- 0				
4- 8	0- 0	0- 2	NON-CONFERENCE	0- 2	4- 4	4- 1				
2- 2	0- 0	0- 0	HOME	0- 1	2- 1	2- 0				
2- 4	0- 0	0- 0	AWAY	0- 1	2- 3	2- 1				
0- 2	0- 0	0- 2	NEUTRAL	0- 0	0- 0	0- 0				
10- 2	0- 0	0- 0	CONFERENCE	0- 1	10- 1	9- 0				
6- 0	0- 0	0- 0	HOME	0- 0	6- 0	5- 0				
4- 2	0- 0	0- 0	AWAY	0- 1	4- 1	4- 0				
0- 0	0- 0	0- 0	NEUTRAL	0- 0	0- 0	0- 0				

RPI	S	Opponent	Score	RPI	S	Opponent	Score	RPI	S	Opponent	Score	RPI	S	Opponent	Score
37	N	Purdue	47 61	52	A	Qui nni pi ac	56 62	112	H	Dartmouth	51 60				
47	N	Southern Cal i forni a	57 78	85	H	Navy	70 77	151	A	Northeastern	72 78				
				100	A	Seton Hal l	60 85	173	A	Temple	77 83				
								197	A	Si ena	53 58				
								197	H	Si ena	73 54				
								204	A	Boston U.	80 52				
								233	A	Ni agara	84 78				
								239	H	Holy Cross	85 74				
								245	H	Manhattan	65 40				
								251	A	Hawai i	63 70				
								257	H	Fai rfi el d	71 63				
								276	A	Ri der	80 69				
								276	H	Ri der	68 67				
								289	A	Can i si us	78 53				
								291	A	Massachusetts	88 60				
								295	H	Monmouth	69 46				
								334	H	Rhode Island	64 42				
								338	H	I ona	75 55				
								343	A	Saint Peter's	86 53				
LAST 12 Di vi si on I GAMES:															
197	H	Si ena	73 54	257	H	Fai rfi el d	71 63								
338	H	I ona	75 55	52	A	Qui nni pi ac	56 62								
289	A	Can i si us	78 53	245	H	Manhattan	65 40								
233	A	Ni agara	84 78	343	A	Saint Peter's	86 53								
276	H	Ri der	68 67	295	H	Monmouth	69 46								
197	A	Si ena	53 58	276	A	Ri der	80 69								

Non-Di v I Games:

Marist

Average RPI Win:	146	WON-LOST	WINNING	LAST 10	STRENGTH OF	OPP. STRENGTH	TEAM	ADJ.	CONF.	ADJ CONF.
Average RPI Loss:	40	RECORD	PCT. RANK	GAMES	SCHEDULE	OF SCHEDULE	RPI	RPI	RPI	RPI
DIV. I ONLY	15- 7	73	8- 2	28	39	24	24	6	6	
DIV. I NON-CONF.	6- 5	153	0- 1	19	43	47	47	6	6	

TOTALS	RPI 1-25	RPI 26-50	W-L RECORDS	RPI 51-100	RPI 101-999	RPI 201+				
15- 7	1- 4	2- 1	OVERALL	3- 1	9- 1	4- 0				
10- 0	1- 0	0- 0	HOME	3- 0	6- 0	3- 0				
4- 6	0- 3	2- 1	AWAY	0- 1	2- 1	0- 0				
1- 1	0- 1	0- 0	NEUTRAL	0- 0	1- 0	1- 0				
6- 5	0- 3	0- 1	NON-CONFERENCE	0- 1	6- 0	3- 0				
4- 0	0- 0	0- 0	HOME	0- 0	4- 0	2- 0				
1- 4	0- 2	0- 1	AWAY	0- 1	1- 0	0- 0				
1- 1	0- 1	0- 0	NEUTRAL	0- 0	1- 0	1- 0				
9- 2	1- 1	2- 0	CONFERENCE	3- 0	3- 1	1- 0				
6- 0	1- 0	0- 0	HOME	3- 0	2- 0	1- 0				
3- 2	0- 1	2- 0	AWAY	0- 0	1- 1	0- 0				
0- 0	0- 0	0- 0	NEUTRAL	0- 0	0- 0	0- 0				

RPI	S	Opponent	Score	RPI	S	Opponent	Score	RPI	S	Opponent	Score	RPI	S	Opponent	Score
2	A	Notre Dame	85 91	26	A	Villanova	67 57	59	H	St. John's (NY)	74 72	115	A	Milwaukee	83 68
8	N	Tennessee	99 101	32	A	Michigan	76 82	77	A	New Mexico	87 88	123	A	Georgetown	58 85
12	A	Green Bay	55 63	49	A	Creighton	92 77	95	H	Butler	69 67	180	H	Army West Point	83 53
23	A	DePaul	83 95					100	H	Seton Hall	97 84	184	H	Wisconsin	88 65
23	H	DePaul	93 81									191	A	Providence	77 60
												191	H	Providence	94 61
												202	H	Xavier	88 67
												227	N	Montana	87 68
												229	H	Loyola Maryland	83 63
												318	H	Loyola Chicago	92 30

LAST 12 Division I GAMES:															
191	H	Providence	94 61	191	A	Providence	77 60								
23	A	DePaul	83 95	49	A	Creighton	92 77								
26	A	Villanova	67 57	23	H	DePaul	93 81								
123	A	Georgetown	58 85	100	H	Seton Hall	97 84								
202	H	Xavier	88 67	59	H	St. John's (NY)	74 72								
95	H	Butler	69 67	2	A	Notre Dame	85 91								

Non-Div I Games:

Marquette

Average RPI Win:	315	WON-LOST	WINNING	LAST 10	STRENGTH OF	OPP. STRENGTH	TEAM	ADJ.	CONF.	ADJ CONF.
Average RPI Loss:	163	RECORD	PCT. RANK	GAMES	SCHEDULE	OF SCHEDULE	RPI	RPI	RPI	RPI
DIV. I ONLY	5- 14	289	2- 7	314	191	329	329	18	18	
DIV. I NON-CONF.	4- 7	226	1- 1	324	246	311	311	19	19	

TOTALS	RPI 1-25	RPI 26-50	W-L RECORDS	RPI 51-100	RPI 101-999	RPI 201+				
5- 14	0- 0	0- 1	OVERALL	0- 3	5- 10	5- 3				
4- 7	0- 0	0- 1	HOME	0- 2	4- 4	4- 1				
1- 7	0- 0	0- 0	AWAY	0- 1	1- 6	1- 2				
0- 0	0- 0	0- 0	NEUTRAL	0- 0	0- 0	0- 0				
4- 7	0- 0	0- 0	NON-CONFERENCE	0- 3	4- 4	4- 1				
3- 4	0- 0	0- 0	HOME	0- 2	3- 2	3- 1				
1- 3	0- 0	0- 0	AWAY	0- 1	1- 2	1- 0				
0- 0	0- 0	0- 0	NEUTRAL	0- 0	0- 0	0- 0				
1- 7	0- 0	0- 1	CONFERENCE	0- 0	1- 6	1- 2				
1- 3	0- 0	0- 1	HOME	0- 0	1- 2	1- 0				
0- 4	0- 0	0- 0	AWAY	0- 0	0- 4	0- 2				
0- 0	0- 0	0- 0	NEUTRAL	0- 0	0- 0	0- 0				

RPI	S	Opponent	Score	RPI	S	Opponent	Score	RPI	S	Opponent	Score	RPI	S	Opponent	Score
				43	H	Western Ky.	66 86	75	H	Ohio	52 54	126	A	Cleveland St.	76 85
								82	H	Penn St.	65 80	130	H	Middle Tenn.	57 73
								98	A	Kentucky	39 69	136	H	Southern Ill.	59 64
												175	A	Florida	69 74
												179	A	Fla. Atlantic	59 79
												181	A	Charlotte	61 67
												188	H	Louisiana Tech	65 74
												263	H	Morgan St.	73 68
												269	H	Appalachian St.	54 56
												288	A	FIU	54 67
												288	H	FIU	78 75
												310	A	Old Dominion	53 69
												336	A	Tennessee St.	71 65
												339	H	Winthrop	70 40
												349	H	Longwood	90 45
LAST 12 Division I GAMES:															
181	A	Charlotte	61 67	288	A	FIU	54 67								
288	H	FIU	78 75	179	A	Fla. Atlantic	59 79								
130	H	Middle Tenn.	57 73	336	A	Tennessee St.	71 65								
43	H	Western Ky.	66 86	269	H	Appalachian St.	54 56								
310	A	Old Dominion	53 69	175	A	Florida	69 74								
188	H	Louisiana Tech	65 74	263	H	Morgan St.	73 68								

Non-Div I Games: Ky. Christian 111 38 Alice Lloyd 96 46

Marshall

Average RPI Loss: 26

DIV. I ONLY	19- 3	10	3- 0	73	17	22	22	3	3
DIV. I NON-CONF.	11- 2	22	1- 0	117	42	35	35	4	4
TOTALS	RPI 1-25	RPI 26-50	W-L RECORDS	RPI 51-100	RPI 101-999	RPI 201+			
19- 3	3- 2	1- 0	OVERALL	4- 1	11- 0	7- 0			
11- 2	3- 1	0- 0	HOME	2- 1	6- 0	4- 0			
7- 1	0- 1	1- 0	AWAY	2- 0	4- 0	2- 0			
1- 0	0- 0	0- 0	NEUTRAL	0- 0	1- 0	1- 0			
11- 2	0- 2	1- 0	NON-CONFERENCE	2- 0	8- 0	7- 0			
6- 1	0- 1	0- 0	HOME	1- 0	5- 0	4- 0			
4- 1	0- 1	1- 0	AWAY	1- 0	2- 0	2- 0			
1- 0	0- 0	0- 0	NEUTRAL	0- 0	1- 0	1- 0			
8- 1	3- 0	0- 0	CONFERENCE	2- 1	3- 0	0- 0			
5- 1	3- 0	0- 0	HOME	1- 1	1- 0	0- 0			
3- 0	0- 0	0- 0	AWAY	1- 0	2- 0	0- 0			
0- 0	0- 0	0- 0	NEUTRAL	0- 0	0- 0	0- 0			

RPI 1-25				Team's RPI: 22			
RPI	S	Opponent	Score				
1	A	UConn	72 97				
7	H	Ohio St.	99 69				
17	H	Rutgers	88 60				
21	H	South Carolina	86 94				
25	H	Iowa	80 64				

RPI 26-50			
RPI	S	Opponent	Score
29	A	Virginia	60 59

RPI 51-100			
RPI	S	Opponent	Score
56	H	Michigan St.	68 82
60	A	Miami (FL)	79 71
65	H	Albany (NY)	91 58
69	H	Indiana	74 70
82	A	Penn St.	69 65

RPI 101+			
RPI	S	Opponent	Score
113	H	George Washington	80 54
183	A	Northwestern	68 65
184	A	Wisconsin	71 44
195	H	Illinois	100 65
218	A	Akron	75 54
229	H	Loyola Maryland	114 45
233	H	Niagara	92 65
260	H	Howard	111 49
275	H	Mt. St. Mary's	97 57
292	N	Kennesaw St.	89 35
293	A	Coppin St.	113 49

LAST 12 Division I GAMES:			
60	A	Miami (FL)	79 71
17	H	Rutgers	88 60
183	A	Northwestern	68 65
7	H	Ohio St.	99 69
69	H	Indiana	74 70
56	H	Michigan St.	68 82
184	A	Wisconsin	71 44
25	H	Iowa	80 64
82	A	Penn St.	69 65
195	H	Illinois	100 65
293	A	Coppin St.	113 49
229	H	Loyola Maryland	114 45

Non-Div I Games:

Maryl and

Massachusetts

Through Games Of Feb. 3, 2018

Average RPI Win:	294	WON-LOST	WINNING	LAST 10	STRENGTH OF	OPP. STRENGTH	TEAM	ADJ.	CONF.	ADJ CONF.
Average RPI Loss:	172	RECORD	PCT. RANK	GAMES	SCHEDULE	OF SCHEDULE	RPI	RPI	RPI	RPI
DIV. I ONLY	8- 12	227	2- 8	344	224	291	291	12	12	
DIV. I NON-CONF.	6- 5	153	2- 1	345	324	290	290	10	10	

TOTALS	RPI 1-25	RPI 26-50	W-L RECORDS	RPI 51-100	RPI 101-999	RPI 201+				
8- 12	0- 0	0- 0	OVERALL	0- 3	8- 9	7- 4				
4- 5	0- 0	0- 0	HOME	0- 1	4- 4	3- 1				
3- 7	0- 0	0- 0	AWAY	0- 2	3- 5	3- 3				
1- 0	0- 0	0- 0	NEUTRAL	0- 0	1- 0	1- 0				
6- 5	0- 0	0- 0	NON-CONFERENCE	0- 0	6- 5	5- 2				
3- 2	0- 0	0- 0	HOME	0- 0	3- 2	2- 0				
2- 3	0- 0	0- 0	AWAY	0- 0	2- 3	2- 2				
1- 0	0- 0	0- 0	NEUTRAL	0- 0	1- 0	1- 0				
2- 7	0- 0	0- 0	CONFERENCE	0- 3	2- 4	2- 2				
1- 3	0- 0	0- 0	HOME	0- 1	1- 2	1- 1				
1- 4	0- 0	0- 0	AWAY	0- 2	1- 2	1- 1				
0- 0	0- 0	0- 0	NEUTRAL	0- 0	0- 0	0- 0				

RPI 1-25				RPI 26-50				RPI 51-100				RPI 101+				Team's RPI: 291
RPI	S	Opponent	Score	RPI	S	Opponent	Score	RPI	S	Opponent	Score	RPI	S	Opponent	Score	
								53	A	Duquesne	57 60	107	H	Liberty	64 61	
								66	H	Fordham	51 62	151	H	Northeastern	54 64	
								89	A	Saint Louis	63 64	153	A	Davidsen	81 87	
												163	A	North Dakota	52 82	
												172	H	Saint Joseph's	79 84	
												177	H	Marist	60 88	
												215	H	Richmond	39 51	
												234	A	St. Bonaventure	59 69	
												266	A	North Dakota St.	70 82	
												267	H	Towson	72 49	
												303	A	Incarnate Word	64 45	
												308	H	VCU	79 75	
												321	A	UTRGV	59 67	
												334	A	Rhode Island	61 59	
												341	N	Mississippi Val.	85 46	
												343	H	Saint Peter's	81 65	
												347	A	UMass Lowell	73 63	

LAST 12 Division I GAMES:																
				215	H	Richmond	39 51			234	A	St. Bonaventure	59 69			
				334	A	Rhode Island	61 59			66	H	Fordham	51 62			
				153	A	Davidsen	81 87			53	A	Duquesne	57 60			
				308	H	VCU	79 75			177	H	Marist	60 88			
				89	A	Saint Louis	63 64			347	A	UMass Lowell	73 63			
				172	H	Saint Joseph's	79 84			343	H	Saint Peter's	81 65			

Non-Div I Games: Me.-Fort Kent 111 45 Fisher 121 38

Massachusetts

Loss, Non-Conf, S Site, H Home A Away N Neutral

Average RPI Win: 317
Average RPI Loss: 155

WON-LOST
RECORD

WINNING
PCT. RANK

LAST 10
GAMES

STRENGTH OF
SCHEDULE

OPP. STRENGTH
OF SCHEDULE

TEAM
RPI

ADJ.
RPI

CONF.
RPI

ADJ CONF.
RPI

DIV. I ONLY	7- 11	237	6- 4	327	195	274	274	25	25
DIV. I NON-CONF.	1- 7	310	0- 2	133	97	285	285	25	25
TOTALS	RPI 1-25	RPI 26-50	W-L RECORDS	RPI 51-100	RPI 101-999	RPI 201+			
7- 11	0- 2	0- 0	OVERALL	0- 1	7- 8	7- 5			
2- 5	0- 0	0- 0	HOME	0- 1	2- 4	2- 4			
5- 6	0- 2	0- 0	AWAY	0- 0	5- 4	5- 1			
0- 0	0- 0	0- 0	NEUTRAL	0- 0	0- 0	0- 0			
1- 7	0- 2	0- 0	NON-CONFERENCE	0- 1	1- 4	1- 2			
1- 2	0- 0	0- 0	HOME	0- 1	1- 1	1- 1			
0- 5	0- 2	0- 0	AWAY	0- 0	0- 3	0- 1			
0- 0	0- 0	0- 0	NEUTRAL	0- 0	0- 0	0- 0			
6- 4	0- 0	0- 0	CONFERENCE	0- 0	6- 4	6- 3			
1- 3	0- 0	0- 0	HOME	0- 0	1- 3	1- 3			
5- 1	0- 0	0- 0	AWAY	0- 0	5- 1	5- 0			
0- 0	0- 0	0- 0	NEUTRAL	0- 0	0- 0	0- 0			

RPI 1-25				RPI 26-50				RPI 51-100				RPI 101+ Team's RPI: 274			
RPI	S	Opponent	Score	RPI	S	Opponent	Score	RPI	S	Opponent	Score	RPI	S	Opponent	Score
9	A	Bayl or	34 95					99	H	Tul ane	66 70	104	A	Lamar University	58 83
11	A	Texas	34 100									150	A	Loui si ana	86 98
												188	A	Loui si ana Tech	62 78
												205	H	Abilene Christian	75 80
												214	A	SMU	59 65
												226	H	New Orleans	64 77
												247	H	Grambling	60 75
												254	H	Ni chol l s St.	54 61
												285	A	Southeastern La.	77 65
												303	A	Incarnate Word	66 57
												320	A	Houston Baptist	86 74
												323	A	Northwestern St.	60 44
												323	H	Northwestern St.	72 67
												331	A	Sam Houston St.	66 63
												332	H	La. -Monroe	65 61
LAST 12 Division I GAMES:															
323	A	Northwestern St.	60 44	226	H	New Orleans	64 77								
331	A	Sam Houston St.	66 63	205	H	Abilene Christian	75 80								
104	A	Lamar University	58 83	323	H	Northwestern St.	72 67								
320	A	Houston Baptist	86 74	303	A	Incarnate Word	66 57								
285	A	Southeastern La.	77 65	214	A	SMU	59 65								
254	H	Ni chol l s St.	54 61	188	A	Loui si ana Tech	62 78								

Non-Div I Games: LSU-Alexandria 73 53 Louisiana Col. 84 46 Southern-N. O. 76 61

McNeese

Loss, Non-Conf, S Site, H Home A Away N Neutral

Average RPI	Win:	210	WON-LOST	WINNING	LAST 10	STRENGTH OF	OPP. STRENGTH	TEAM	ADJ.	CONF.	ADJ CONF.
Average RPI	Loss:	95	RECORD	PCT. RANK	GAMES	SCHEDULE	OF SCHEDULE	RPI	RPI	RPI	RPI
DIV. I ONLY		7- 15		269	3- 7	32		95	174	174	8
DIV. I NON-CONF.		5- 8		220	3- 0	73		202	202	7	7

TOTALS	RPI 1-25		RPI 26-50		W-L RECORDS	RPI 51-100		RPI 101-999		RPI 201+	
7- 15	0- 4		0- 2		OVERALL	1- 1		6- 8		4- 0	
5- 6	0- 1		0- 1		HOME	1- 1		4- 3		4- 0	
2- 6	0- 1		0- 1		AWAY	0- 0		2- 4		0- 0	
0- 3	0- 2		0- 0		NEUTRAL	0- 0		0- 1		0- 0	
5- 8	0- 2		0- 0		NON-CONFERENCE	1- 1		4- 5		3- 0	
4- 3	0- 0		0- 0		HOME	1- 1		3- 2		3- 0	
1- 2	0- 0		0- 0		AWAY	0- 0		1- 2		0- 0	
0- 3	0- 2		0- 0		NEUTRAL	0- 0		0- 1		0- 0	
2- 7	0- 2		0- 2		CONFERENCE	0- 0		2- 3		1- 0	
1- 3	0- 1		0- 1		HOME	0- 0		1- 1		1- 0	
1- 4	0- 1		0- 1		AWAY	0- 0		1- 2		0- 0	
0- 0	0- 0		0- 0		NEUTRAL	0- 0		0- 0		0- 0	

RPI 1-25				RPI 26-50				RPI 51-100				RPI 101+ Team's RPI: 174			
RPI	S	Opponent	Score	RPI	S	Opponent	Score	RPI	S	Opponent	Score	RPI	S	Opponent	Score
1	A	UConn	49 97	28	H	South Fla.	62 81	64	H	IUPUI	57 80	121	A	Vanderbilt	71 60
1	H	UConn	36 93	48	A	UCF	41 61	80	H	UAB	64 62	129	A	Little Rock	57 86
7	N	Ohio St.	69 100									136	H	Southern Ill.	56 68
23	N	DePaul	67 81									138	N	Kent St.	55 70
												152	A	Wichita St.	61 69
												152	H	Wichita St.	64 77
												165	A	Cincinnati	53 64
												171	A	Tulsa	69 48
												188	A	Louisiana Tech	40 65
												195	H	Illinois	47 63
												220	H	East Carolina	72 36
												247	H	Grambling	57 48
												294	H	Jackson St.	64 53
												336	H	Tennessee St.	79 75

LAST 12 Division I GAMES:															
48	A	UCF	41 61	152	A	Wichita St.	61 69								
152	H	Wichita St.	64 77	220	H	East Carolina	72 36								
1	H	UConn	36 93	1	A	UConn	49 97								
165	A	Cincinnati	53 64	247	H	Grambling	57 48								
28	H	South Fla.	62 81	294	H	Jackson St.	64 53								
171	A	Tulsa	69 48	121	A	Vanderbilt	71 60								

Non-Div I Games:

Memphis

Average RPI Win:	212	WON-LOST	WINNING	LAST 10	STRENGTH OF	OPP. STRENGTH	TEAM	ADJ.	CONF.	ADJ CONF.
Average RPI Loss:	31	RECORD	PCT. RANK	GAMES	SCHEDULE	OF SCHEDULE	RPI	RPI	RPI	RPI
DIV. I ONLY	22- 2	5	10- 0	235	175	61	61	17	17	
DIV. I NON-CONF.	13- 2	20	3- 0	224	193	65	65	16	16	

TOTALS	RPI 1-25	RPI 26-50	W-L RECORDS	RPI 51-100	RPI 101-999	RPI 201+				
22- 2	0- 1	1- 1	OVERALL	2- 0	19- 0	11- 0				
10- 1	0- 1	0- 0	HOME	0- 0	10- 0	7- 0				
11- 0	0- 0	1- 0	AWAY	2- 0	8- 0	3- 0				
1- 1	0- 0	0- 1	NEUTRAL	0- 0	1- 0	1- 0				
13- 2	0- 1	1- 1	NON-CONFERENCE	1- 0	11- 0	7- 0				
6- 1	0- 1	0- 0	HOME	0- 0	6- 0	4- 0				
6- 0	0- 0	1- 0	AWAY	1- 0	4- 0	2- 0				
1- 1	0- 0	0- 1	NEUTRAL	0- 0	1- 0	1- 0				
9- 0	0- 0	0- 0	CONFERENCE	1- 0	8- 0	4- 0				
4- 0	0- 0	0- 0	HOME	0- 0	4- 0	3- 0				
5- 0	0- 0	0- 0	AWAY	1- 0	4- 0	1- 0				
0- 0	0- 0	0- 0	NEUTRAL	0- 0	0- 0	0- 0				

RPI 1-25				RPI 26-50				RPI 51-100				Team's RPI : 61				RPI 101+			
RPI	S	Opponent	Score	RPI	S	Opponent	Score	RPI	S	Opponent	Score	RPI	S	Opponent	Score	RPI	S	Opponent	Score
19	H	Georgia	54 72	43	N	Western Ky.	62 67	84	A	North Carolina	97 86	113	H	George Washington	61 44				
				48	A	UCF	73 64	92	A	Chattanooga	71 50	140	A	ETSU	85 65				

Average RPI Loss: 46

DIV. I ONLY	15- 7	73	6- 4	46	40	60	60	1	1
DIV. I NON-CONF.	10- 3	51	3- 0	171	103	91	91	1	1
TOTALS	RPI 1-25	RPI 26-50	W-L RECORDS	RPI 51-100	RPI 101-999	RPI 201+			
15- 7	1- 4	1- 0	OVERALL	4- 1	9- 2	5- 0			
10- 4	1- 2	1- 0	HOME	3- 1	5- 1	4- 0			
3- 3	0- 2	0- 0	AWAY	1- 0	2- 1	0- 0			
2- 0	0- 0	0- 0	NEUTRAL	0- 0	2- 0	1- 0			
10- 3	0- 1	0- 0	NON-CONFERENCE	3- 1	7- 1	5- 0			
8- 2	0- 1	0- 0	HOME	3- 1	5- 0	4- 0			
0- 1	0- 0	0- 0	AWAY	0- 0	0- 1	0- 0			
2- 0	0- 0	0- 0	NEUTRAL	0- 0	2- 0	1- 0			
5- 4	1- 3	1- 0	CONFERENCE	1- 0	2- 1	0- 0			
2- 2	1- 1	1- 0	HOME	0- 0	0- 1	0- 0			
3- 2	0- 2	0- 0	AWAY	1- 0	2- 0	0- 0			
0- 0	0- 0	0- 0	NEUTRAL	0- 0	0- 0	0- 0			

RPI 1-25				RPI 26-50				RPI 51-100				RPI 101+			
RPI	S	Opponent	Score	RPI	S	Opponent	Score	RPI	S	Opponent	Score	RPI	S	Opponent	Score
2	A	Notre Dame	76 83	35	H	Syracuse	72 67	56	H	Michigan St.	67 57	102	H	Wake Forest	50 61
4	H	Louisville	74 84					59	H	St. John's (NY)	64 74	127	A	Colorado	61 67
6	A	Florida St.	67 105					63	A	Virginia Tech	82 78	134	A	Clemson	72 60
14	H	Duke	51 48					79	H	Maine	80 70	136	N	Southern Ill.	75 65
22	H	Maryland	71 79					98	H	Kentucky	65 54	144	H	Bethune-Cookman	85 39
												199	A	Boston College	65 43
												226	H	New Orleans	76 46
												284	N	Sacramento St.	82 56
												288	H	FIU	77 69
												299	H	Alabama St.	79 31
												313	H	Vermont	73 49
LAST 12 Division I GAMES:															
63	A	Virginia Tech	82 78	102	H	Wake Forest	50 61								
4	H	Louisville	74 84	2	A	Notre Dame	76 83								
199	A	Boston College	65 43	14	H	Duke	51 48								
35	H	Syracuse	72 67	144	H	Bethune-Cookman	85 39								
134	A	Clemson	72 60	136	N	Southern Ill.	75 65								
6	A	Florida St.	67 105	284	N	Sacramento St.	82 56								

Non-Div I Games:

Miami (FL)

Average RPI Win:	204	WON-LOST	WINNING	LAST 10	STRENGTH OF	OPP. STRENGTH	TEAM	ADJ.	CONF.	ADJ CONF.
Average RPI Loss:	96	RECORD	PCT. RANK	GAMES	SCHEDULE	OF SCHEDULE	RPI	RPI	RPI	RPI
DIV. I ONLY	14- 8	97	5- 5	144	148	94	94	7	7	
DIV. I NON-CONF.	8- 3	65	1- 0	250	309	94	94	8	8	

TOTALS	RPI 1-25	RPI 26-50	W-L RECORDS	RPI 51-100	RPI 101-999	RPI 201+				
14- 8	0- 1	0- 3	OVERALL	2- 0	12- 4	7- 1				
8- 2	0- 0	0- 1	HOME	1- 0	7- 1	5- 1				
5- 6	0- 1	0- 2	AWAY	1- 0	4- 3	2- 0				
1- 0	0- 0	0- 0	NEUTRAL	0- 0	1- 0	0- 0				
8- 3	0- 0	0- 1	NON-CONFERENCE	1- 0	7- 2	5- 0				
5- 0	0- 0	0- 0	HOME	0- 0	5- 0	4- 0				
2- 3	0- 0	0- 1	AWAY	1- 0	1- 2	1- 0				
1- 0	0- 0	0- 0	NEUTRAL	0- 0	1- 0	0- 0				
6- 5	0- 1	0- 2	CONFERENCE	1- 0	5- 2	2- 1				
3- 2	0- 0	0- 1	HOME	1- 0	2- 1	1- 1				
3- 3	0- 1	0- 1	AWAY	0- 0	3- 1	1- 0				
0- 0	0- 0	0- 0	NEUTRAL	0- 0	0- 0	0- 0				

RPI 1-25				RPI 26-50				RPI 51-100				RPI 101+			
RPI	S	Opponent	Score	RPI	S	Opponent	Score	RPI	S	Opponent	Score	RPI	S	Opponent	Score
18	A	Buffalo	67 72	30	H	Central Mich.	66 84	64	A	IUPUI	96 83	111	A	Western Mich.	70 81
				37	A	Purdue	66 75	75	H	Ohio	64 55	133	A	Northern Ill.	77 62
				39	A	Ball St.	61 86					133	H	Northern Ill.	67 65
												162	A	Loyola Marymount	71 84
												165	A	Cincinnati	62 73
												176	H	Jacksonville St.	58 55
												182	A	Bowling Green	66 62
												192	N	Denver	69 52
												209	A	Eastern Mich.	73 69
												209	H	Eastern Mich.	59 74
												218	H	Akron	75 67
												253	A	Indiana St.	68 56
												286	H	Valparaiso	77 68
												289	H	Cani sus	72 47
												304	H	Detroit Mercy	91 64
												340	H	Florida A&M	73 33

LAST 12 Division I GAMES:															
				182	A	Bowling Green	66 62	209	H	Eastern Mich.	59 74				
				133	A	Northern Ill.	77 62	18	A	Buffalo	67 72				
				75	H	Ohio	64 55	30	H	Central Mich.	66 84				
				209	A	Eastern Mich.	73 69	39	A	Ball St.	61 86				
				111	A	Western Mich.	70 81	133	H	Northern Ill.	67 65				
				218	H	Akron	75 67	340	H	Florida A&M	73 33				

Non-Div I Games:

Average RPI Loss: 15

DIV. I ONLY	19- 5	30	7- 3	62	19	32	32	3	3
DIV. I NON-CONF.	11- 2	22	1- 0	135	67	43	43	4	4
TOTALS	RPI 1-25	RPI 26-50	W-L RECORDS	RPI 51-100	RPI 101-999	RPI 201+			
19- 5	2- 4	0- 1	OVERALL	5- 0	12- 0	6- 0			
12- 3	1- 2	0- 1	HOME	3- 0	8- 0	4- 0			
7- 2	1- 2	0- 0	AWAY	2- 0	4- 0	2- 0			
0- 0	0- 0	0- 0	NEUTRAL	0- 0	0- 0	0- 0			
11- 2	1- 2	0- 0	NON-CONFERENCE	1- 0	9- 0	6- 0			
8- 1	1- 1	0- 0	HOME	0- 0	7- 0	4- 0			
3- 1	0- 1	0- 0	AWAY	1- 0	2- 0	2- 0			
0- 0	0- 0	0- 0	NEUTRAL	0- 0	0- 0	0- 0			
8- 3	1- 2	0- 1	CONFERENCE	4- 0	3- 0	0- 0			
4- 2	0- 1	0- 1	HOME	3- 0	1- 0	0- 0			
4- 1	1- 1	0- 0	AWAY	1- 0	2- 0	0- 0			
0- 0	0- 0	0- 0	NEUTRAL	0- 0	0- 0	0- 0			

RPI 1-25					RPI 26-50					Team's RPI: 32					RPI 51-100					RPI 101+				
RPI	S	Opponent	Score		RPI	S	Opponent	Score		RPI	S	Opponent	Score		RPI	S	Opponent	Score						
2	H	Notre Dame	63	83	37	H	Purdue	79	81	54	A	Nebraska	69	64	103	H	George Mason	75	61					
4	A	Louisville	49	74						56	H	Michigan St.	74	48	107	H	Liberty	74	50					
7	A	Ohio St.	84	75						69	H	Indiana	84	79	138	H	Kent St.	54	41					
7	H	Ohio St.	71	78						75	A	Ohio	74	61	183	A	Northwestern	80	59					
24	H	Marquette	82	76						82	H	Penn St.	89	69	184	A	Wisconsin	80	57					
25	A	Iowa	72	82											195	H	Illinois	86	42					
															208	H	Oakland	78	69					
															237	H	North Florida	79	34					
															264	A	LIU Brooklyn	86	49					
															304	A	Detroit Mercy	86	50					
															317	H	Fort Wayne	77	45					
															326	H	Delaware St.	105	36					
LAST 12 Division I GAMES:																								
					37	H	Purdue	79	81	69	H	Indiana	84	79										
					183	A	Northwestern	80	59	7	H	Ohio St.	71	78										
					56	H	Michigan St.	74	48	184	A	Wisconsin	80	57										
					195	H	Illinois	86	42	25	A	Iowa	72	82										
					7	A	Ohio St.	84	75	82	H	Penn St.	89	69										
					54	A	Nebraska	69	64	326	H	Delaware St.	105	36										

Non-Div I Games:

Mi chi gan

Average RPI Win:	171	WON-LOST	WINNING	LAST 10	STRENGTH OF	OPP. STRENGTH	TEAM	ADJ.	CONF.	ADJ CONF.
Average RPI Loss:	29	RECORD	PCT. RANK	GAMES	SCHEDULE	OF SCHEDULE	RPI	RPI	RPI	RPI
DIV. I ONLY	14- 9	117	4- 6	37	27	56	56	3	3	
DIV. I NON-CONF.	10- 3	51	2- 0	96	57	39	39	4	4	

TOTALS	RPI 1-25	RPI 26-50	W-L RECORDS	RPI 51-100	RPI 101-999	RPI 201+				
14- 9	1- 5	1- 1	OVERALL	2- 3	10- 0	5- 0				
7- 3	0- 2	0- 0	HOME	1- 1	6- 0	3- 0				
5- 5	1- 2	0- 1	AWAY	1- 2	3- 0	1- 0				
2- 1	0- 1	1- 0	NEUTRAL	0- 0	1- 0	1- 0				
10- 3	0- 2	1- 0	NON-CONFERENCE	1- 1	8- 0	5- 0				
6- 0	0- 0	0- 0	HOME	1- 0	5- 0	3- 0				
2- 2	0- 1	0- 0	AWAY	0- 1	2- 0	1- 0				
2- 1	0- 1	1- 0	NEUTRAL	0- 0	1- 0	1- 0				
4- 6	1- 3	0- 1	CONFERENCE	1- 2	2- 0	0- 0				
1- 3	0- 2	0- 0	HOME	0- 1	1- 0	0- 0				
3- 3	1- 1	0- 1	AWAY	1- 1	1- 0	0- 0				
0- 0	0- 0	0- 0	NEUTRAL	0- 0	0- 0	0- 0				

RPI 1-25				RPI 26-50				RPI 51-100				RPI 101+			
RPI	S	Opponent	Score	RPI	S	Opponent	Score	RPI	S	Opponent	Score	RPI	S	Opponent	Score
1	N	UConn	62 96	28	N	South Fla.	83 73	51	A	Minnesota	77 83	111	H	Western Mi ch.	65 62
2	A	Notre Dame	59 90	32	A	Michigan	48 74	52	H	Quinnipiac	74 55	140	A	ETSU	83 74
7	A	Ohio St.	62 78					60	A	Miami (FL)	57 67	148	H	Robert Morris	100 58
17	H	Rutgers	58 61					69	A	Indiana	68 46	183	H	Northwestern	81 51
22	A	Maryland	82 68					69	H	Indiana	65 69	195	A	Illinois	67 55
25	H	Iowa	68 71									208	H	Oakland	95 63
												262	H	Col. of Charleston	107 43
												304	A	Detroit Mercy	97 60
												334	H	Rhode Island	82 38
												341	N	Mississippi Val.	83 64

Team's RPI: 56															
LAST 12 Division I GAMES:															
25	H	Iowa	68 71	51	A	Minnesota	77 83	183	H	Northwestern	81 51				
7	A	Ohio St.	62 78	17	H	Rutgers	58 61	69	A	Indiana	68 46				
32	A	Michigan	48 74	341	N	Mississippi Val.	83 64	28	N	South Fla.	83 73				
69	H	Indiana	65 69												
195	A	Illinois	67 55												
22	A	Maryland	82 68												

Non-Div I Games:

Michigan St.

Average RPI Win:	232	WON-LOST	WINNING	LAST 10	STRENGTH OF	OPP. STRENGTH	TEAM	ADJ.	CONF.	ADJ CONF.
Average RPI Loss:	91	RECORD	PCT. RANK	GAMES	SCHEDULE	OF SCHEDULE	RPI	RPI	RPI	RPI
DIV. I ONLY	13- 9	124	6- 4	178	130	130	130	18	18	
DIV. I NON-CONF.	8- 5	111	2- 1	234	69	116	116	19	19	

TOTALS	RPI 1-25	RPI 26-50	W-L RECORDS	RPI 51-100	RPI 101-999	RPI 201+				
13- 9	0- 1	0- 2	OVERALL	1- 3	12- 3	8- 0				
7- 3	0- 0	0- 0	HOME	1- 1	6- 2	4- 0				
5- 5	0- 1	0- 1	AWAY	0- 2	5- 1	3- 0				
1- 1	0- 0	0- 1	NEUTRAL	0- 0	1- 0	1- 0				
8- 5	0- 1	0- 1	NON-CONFERENCE	1- 2	7- 1	5- 0				
5- 0	0- 0	0- 0	HOME	1- 0	4- 0	3- 0				
2- 4	0- 1	0- 0	AWAY	0- 2	2- 1	1- 0				
1- 1	0- 0	0- 1	NEUTRAL	0- 0	1- 0	1- 0				
5- 4	0- 0	0- 1	CONFERENCE	0- 1	5- 2	3- 0				
2- 3	0- 0	0- 0	HOME	0- 1	2- 2	1- 0				
3- 1	0- 0	0- 1	AWAY	0- 0	3- 0	2- 0				
0- 0	0- 0	0- 0	NEUTRAL	0- 0	0- 0	0- 0				

RPI 1-25				RPI 26-50				RPI 51-100				RPI 101+				Team's RPI: 130
RPI	S	Opponent	Score	RPI	S	Opponent	Score	RPI	S	Opponent	Score	RPI	S	Opponent	Score	
4	A	Louisville	26 80	43	A	Western Ky.	43 57	71	A	Georgia Tech	45 48	121	A	Vanderbilt	65 54	
				47	N	Southern California	57 72	80	H	UAB	51 59	122	A	UTEP	54 45	
								98	H	Kentucky	62 57	124	A	Ole Miss	56 65	
								99	A	Tulane	44 62	159	H	Southern Miss.	53 61	
												181	H	Charlotte	64 45	
												188	H	Louisiana Tech	49 66	
												194	H	Troy	73 57	
												246	A	UNC Asheville	72 57	
												252	H	North Texas	56 48	
												261	H	Lipscomb	72 48	
												289	N	Canisius	55 45	
												293	H	Coppin St.	69 39	
												305	A	UTSA	62 47	
												328	H	Tennessee Tech	58 44	
												329	A	Marshall	73 57	

LAST 12 Division I GAMES:																
188	H	Louisiana Tech	49 66	305	A	UTSA	62 47									
181	H	Charlotte	64 45	80	H	UAB	51 59									
329	A	Marshall	73 57	43	A	Western Ky.	43 57									
159	H	Southern Miss.	53 61	98	H	Kentucky	62 57									
252	H	North Texas	56 48	289	N	Canisius	55 45									
122	A	UTEP	54 45	47	N	Southern California	57 72									

Non-Div I Games:

Middle Tenn.

Average RPI	Win: 235	WON-LOST RECORD	WINNING PCT. RANK	LAST 10 GAMES	STRENGTH OF SCHEDULE	OPP. STRENGTH OF SCHEDULE	TEAM RPI	ADJ. RPI	CONF. RPI	ADJ CONF. RPI
Average RPI	Loss: 81									
DIV. I ONLY	17- 7	63	7- 3	265	142	115	115	11	11	
DIV. I NON-CONF.	9- 3	61	0- 0	289	153	115	115	13	13	

TOTALS	RPI 1-25	RPI 26-50	W-L RECORDS	RPI 51-100	RPI 101-999	RPI 201+				
17- 7	0- 2	0- 1	OVERALL	1- 3	16- 1	11- 1				
7- 3	0- 1	0- 0	HOME	1- 1	6- 1	5- 1				
9- 3	0- 1	0- 0	AWAY	0- 2	9- 0	6- 0				
1- 1	0- 0	0- 1	NEUTRAL	0- 0	1- 0	0- 0				
9- 3	0- 1	0- 1	NON-CONFERENCE	0- 1	9- 0	5- 0				
3- 1	0- 1	0- 0	HOME	0- 0	3- 0	3- 0				
5- 1	0- 0	0- 0	AWAY	0- 1	5- 0	2- 0				
1- 1	0- 0	0- 1	NEUTRAL	0- 0	1- 0	0- 0				
8- 4	0- 1	0- 0	CONFERENCE	1- 2	7- 1	6- 1				
4- 2	0- 0	0- 0	HOME	1- 1	3- 1	2- 1				
4- 2	0- 1	0- 0	AWAY	0- 1	4- 0	4- 0				
0- 0	0- 0	0- 0	NEUTRAL	0- 0	0- 0	0- 0				

RPI	S	Opponent	Score	RPI	S	Opponent	Score	RPI	S	Opponent	Score	RPI	S	Opponent	Score	Team's RPI: 115
12	A	Green Bay	29 52	45	N	Houston	59 74	64	H	IUPUI	68 70	105	A	Western Ill.	77 67	
24	H	Marquette	68 83					90	A	Drake	73 77	126	H	Cleveland St.	79 72	
								93	A	Wright St.	51 56	183	A	Northwestern	66 57	
								93	H	Wright St.	59 53	184	A	Wisconsin	67 64	
												185	N	CSUN	58 50	
												208	A	Oakland	74 62	
												228	H	Youngstown St.	62 61	
												240	A	Northern Ky.	52 49	
												240	H	Northern Ky.	57 60	
												266	H	North Dakota St.	74 38	
												273	H	Illinois St.	61 59	
												304	A	Detroit Mercy	70 61	
												314	A	Ill.-Chicago	76 53	
												314	H	Ill.-Chicago	59 44	
												317	A	Fort Wayne	60 48	
												318	H	Loyola Chicago	63 41	
												345	A	Chicago St.	84 59	

LAST 12 Division I GAMES:																
240	H	Northern Ky.	57 60	314	A	Ill.-Chicago	76 53									
93	H	Wright St.	59 53	228	H	Youngstown St.	62 61									
314	H	Ill.-Chicago	59 44	126	H	Cleveland St.	79 72									
64	H	IUPUI	68 70	12	A	Green Bay	29 52									
304	A	Detroit Mercy	70 61	93	A	Wright St.	51 56									
208	A	Oakland	74 62	240	A	Northern Ky.	52 49									

Non-Div I Games:

Milwaukee

Average RPI		Win: 167	WON-LOST	WINNING	LAST 10	STRENGTH OF		OPP. STRENGTH	TEAM	ADJ.	CONF.	ADJ CONF.
Loss: 75			RECORD	PCT. RANK	GAMES	SCHEDULE		OF SCHEDULE	RPI	RPI	RPI	RPI
DIV. I ONLY			17- 5	40	7- 3	150		54	51	51	3	3
DIV. I NON-CONF.			11- 2	22	2- 1	278		126	70	70	4	4

TOTALS		RPI 1-25		RPI 26-50		W-L RECORDS		RPI 51-100	RPI 101-999		RPI 201+	
17- 5		1- 2		0- 0		OVERALL		3- 2	13- 1		5- 1	
10- 1		1- 0		0- 0		HOME		1- 1	8- 0		4- 0	
6- 4		0- 2		0- 0		AWAY		2- 1	4- 1		1- 1	
1- 0		0- 0		0- 0		NEUTRAL		0- 0	1- 0		0- 0	
11- 2		0- 0		0- 0		NON-CONFERENCE		1- 1	10- 1		5- 1	
7- 0		0- 0		0- 0		HOME		0- 0	7- 0		4- 0	
3- 2		0- 0		0- 0		AWAY		1- 1	2- 1		1- 1	
1- 0		0- 0		0- 0		NEUTRAL		0- 0	1- 0		0- 0	
6- 3		1- 2		0- 0		CONFERENCE		2- 1	3- 0		0- 0	
3- 1		1- 0		0- 0		HOME		1- 1	1- 0		0- 0	
3- 2		0- 2		0- 0		AWAY		1- 0	2- 0		0- 0	
0- 0		0- 0		0- 0		NEUTRAL		0- 0	0- 0		0- 0	

RPI	S	Opponent	Score	RPI	S	Opponent	Score	RPI	S	Opponent	Score	RPI	S	Opponent	Score
7	A	Ohio St.	75 91					54	H	Nebraska	74 79	102	N	Wake Forest	93 81
17	A	Rutgers	70 80					56	H	Michigan St.	83 77	123	A	Georgetown	73 63
25	H	Iowa	77 72					82	A	Penn St.	91 71	156	H	Lehigh	107 73
								84	A	North Carolina	83 88	160	H	Cal Poly	112 68
								96	A	UNLV	79 72	183	A	Northwestern	90 63
												184	A	Wisconsin	71 61
												184	H	Wisconsin	90 65
												199	H	Boston College	78 68
												202	H	Xavier	74 62
												209	H	Eastern Mich.	80 56
												211	A	San Diego	69 72
												244	H	UC Riverside	101 75
												308	H	VCU	108 63
												334	A	Rhode Island	82 60

Team's RPI: 51															
LAST 12 Division I GAMES:															
184	A	Wisconsin	71 61	7	A	Ohio St.	75 91	54	H	Nebraska	74 79	183	A	Northwestern	90 63
25	H	Iowa	77 72					244	H	UC Riverside	101 75	160	H	Cal Poly	112 68
184	H	Wisconsin	90 65					211	A	San Diego	69 72				
17	A	Rutgers	70 80												
82	A	Penn St.	91 71												
56	H	Michigan St.	83 77												

Non-Div I Games:

Minnesota

Average RPI	Win:	100	WON-LOST	WINNING	LAST 10	STRENGTH OF	OPP. STRENGTH	TEAM	ADJ.	CONF.	ADJ CONF.
Average RPI	Loss:	0	RECORD	PCT. RANK	GAMES	SCHEDULE	OF SCHEDULE	RPI	RPI	RPI	RPI
DIV. I ONLY		23- 0		1	10- 0	13	31	3	3	2	2
DIV. I NON-CONF.		14- 0		1	3- 0	36	33	3	3	2	2

TOTALS	RPI 1-25		RPI 26-50		W-L RECORDS	RPI 51-100		RPI 101-999		RPI 201+	
23- 0	5- 0		4- 0		OVERALL	5- 0		9- 0		2- 0	
12- 0	1- 0		1- 0		HOME	4- 0		6- 0		2- 0	
6- 0	3- 0		1- 0		AWAY	1- 0		1- 0		0- 0	
5- 0	1- 0		2- 0		NEUTRAL	0- 0		2- 0		0- 0	
14- 0	2- 0		3- 0		NON-CONFERENCE	3- 0		6- 0		2- 0	
8- 0	1- 0		1- 0		HOME	2- 0		4- 0		2- 0	
1- 0	0- 0		0- 0		AWAY	1- 0		0- 0		0- 0	
5- 0	1- 0		2- 0		NEUTRAL	0- 0		2- 0		0- 0	
9- 0	3- 0		1- 0		CONFERENCE	2- 0		3- 0		0- 0	
4- 0	0- 0		0- 0		HOME	2- 0		2- 0		0- 0	
5- 0	3- 0		1- 0		AWAY	0- 0		1- 0		0- 0	
0- 0	0- 0		0- 0		NEUTRAL	0- 0		0- 0		0- 0	

RPI	S	Opponent	Score	RPI	S	Opponent	Score	RPI	S	Opponent	Score	RPI	S	Opponent	Score
5	H	Oregon	90 79	27	A	LSU	83 70	58	H	Oklahoma St.	79 76	124	A	Ole Miss	69 49
8	A	Tennessee	71 52	29	H	Virginia	68 53	79	H	Maine	83 43	124	H	Ole Miss	76 45
12	N	Green Bay	67 46	33	N	Arizona St.	65 57	86	H	Alabama	75 61	129	H	Little Rock	86 48
16	A	Missouri	57 53	35	N	Syracuse	76 65	96	A	UNLV	103 63	150	N	Louisiana	94 37
19	A	Georgia	86 62					97	H	Arkansas	111 69	159	H	Southern Miss.	91 56
												175	H	Florida	90 53
												189	N	Columbia	90 54
												316	H	Georgia St.	106 50
												341	H	Mississippi Val.	112 36

LAST 12 Division I GAMES:															
16	A	Missouri	57 53	27	A	LSU	83 70	97	H	Arkansas	111 69	19	A	Georgia	86 62
124	A	Ole Miss	69 49	97	H	Arkansas	111 69	341	H	Mississippi Val.	112 36	35	N	Syracuse	76 65
175	H	Florida	90 53	19	A	Georgia	86 62	96	A	UNLV	103 63				
8	A	Tennessee	71 52												
86	H	Alabama	75 61												
124	H	Ole Miss	76 45												

Non-Div I Games:

Mi ssi ssi ppi St.

Average RPI Win:	294	WON-LOST	WINNING	LAST 10	STRENGTH OF	OPP. STRENGTH	TEAM	ADJ.	CONF.	ADJ CONF.
Average RPI Loss:	202	RECORD	PCT. RANK	GAMES	SCHEDULE	OF SCHEDULE	RPI	RPI	RPI	RPI
DIV. I ONLY	1- 21	346	1- 9	256	303	341	341	32	32	
DIV. I NON-CONF.	0- 12	337	0- 2	83	168	299	299	32	32	

TOTALS	RPI 1-25	RPI 26-50	W-L RECORDS	RPI 51-100	RPI 101-999	RPI 201+				
1- 21	0- 1	0- 2	OVERALL	0- 3	1- 15	1- 12				
1- 6	0- 0	0- 0	HOME	0- 0	1- 6	1- 5				
0- 10	0- 0	0- 0	AWAY	0- 0	0- 0	0- 0				
0- 5	0- 0	0- 1	NEUTRAL	0- 2	0- 2	0- 2				
0- 12	0- 1	0- 2	NON-CONFERENCE	0- 3	0- 6	0- 4				
0- 1	0- 0	0- 0	HOME	0- 0	0- 1	0- 1				
0- 6	0- 1	0- 1	AWAY	0- 1	0- 3	0- 1				
0- 5	0- 0	0- 1	NEUTRAL	0- 2	0- 2	0- 2				
1- 9	0- 0	0- 0	CONFERENCE	0- 0	1- 9	1- 8				
1- 5	0- 0	0- 0	HOME	0- 0	1- 5	1- 4				
0- 4	0- 0	0- 0	AWAY	0- 0	0- 4	0- 4				
0- 0	0- 0	0- 0	NEUTRAL	0- 0	0- 0	0- 0				

RPI 1-25				RPI 26-50				RPI 51-100				RPI 101+ Team's RPI: 341			
RPI	S	Opponent	Score	RPI	S	Opponent	Score	RPI	S	Opponent	Score	RPI	S	Opponent	Score
3	A	Mi ssi ssi ppi St.	36 112	40	N	Dayton	46 65	56	N	Mi chi gan St.	64 83	127	A	Col orado	48 85
				43	A	Western Ky.	48 87	80	A	UAB	72 87	159	A	Southern Mi ss.	69 84
								90	N	Drake	60 96	198	H	Southern U.	54 70
												247	H	Grambl ing	62 64
												248	A	Texas Southern	39 55
												254	H	Ni chol l s St.	57 62
												265	A	Prai rie View	73 78
												277	H	Al corn	70 76
												291	N	Massachusetts	46 85
												294	H	Jackson St.	72 61
												299	A	Al abama St.	41 76
												299	H	Al abama St.	62 70
												302	A	Murray St.	63 64
												305	N	UTSA	55 68
												312	A	Al abama A&M	48 65
												337	H	Ark. -Pi ne Bl uff	59 64

LAST 12 Di vi si on I GAMES:															
299	H	Al abama St.	62 70	277	H	Al corn	70 76	312	A	Al abama A&M	48 65	299	A	Al abama St.	41 76
247	H	Grambl ing	62 64	302	A	Al abama A&M	48 65	337	H	Ark. -Pi ne Bl uff	59 64	3	A	Mi ssi ssi ppi St.	36 112
294	H	Jackson St.	72 61	299	A	Al abama St.	41 76	56	N	Mi chi gan St.	64 83				
265	A	Prai rie View	73 78												
248	A	Texas Southern	39 55												
198	H	Southern U.	54 70												

Non-Di v I Games:

M
i
s
s
o
u
r
i

Missouri				Through Games Of Feb. 3, 2018																	
Average RPI	Win:	120		WON-LOST		WINNING		LAST 10		STRENGTH OF		OPP. STRENGTH		TEAM		ADJ.		CONF.		ADJ CONF.	
Average RPI	Loss:	23		RECORD		PCT. RANK		GAMES		SCHEDULE		OF SCHEDULE		RPI		RPI		RPI		RPI	
DIV. I ONLY				17- 5		40		6- 4		20		22		16		16		2		2	
DIV. I NON-CONF.				12- 1		6		3- 0		76		34		13		13		2		2	

TOTALS		RPI 1-25				RPI 26-50				W-L RECORDS				RPI 51-100				RPI 101-999		RPI 201+	
17- 5		1- 3				1- 2				OVERALL		7- 0		8- 0				3- 0			
8- 2		1- 1				0- 1				HOME		4- 0		3- 0				1- 0			
5- 2		0- 2				1- 0				AWAY		1- 0		3- 0				0- 0			
4- 1		0- 0				0- 1				NEUTRAL		2- 0		2- 0				2- 0			
12- 1		0- 0				1- 1				NON-CONFERENCE		5- 0		6- 0				3- 0			
6- 0		0- 0				0- 0				HOME		3- 0		3- 0				1- 0			
2- 0		0- 0				1- 0				AWAY		0- 0		1- 0				0- 0			
4- 1		0- 0				0- 1				NEUTRAL		2- 0		2- 0				2- 0			
5- 4		1- 3				0- 1				CONFERENCE		2- 0		2- 0				0- 0			
2- 2		1- 1				0- 1				HOME		1- 0		0- 0				0- 0			
3- 2		0- 2				0- 0				AWAY		1- 0		2- 0				0- 0			
0- 0		0- 0				0- 0				NEUTRAL		0- 0		0- 0				0- 0			
RPI 1-25		Team's RPI: 16				RPI 26-50				RPI 51-100				RPI 101+							
RPI	S	Opponent	Score	RPI	S	Opponent	Score	RPI	S	Opponent	Score	RPI	S	Opponent	Score						
3	H	Mississippi St.	53 57	27	H	LSU	65 69	52	N	Quinnipiac	66 51	114	A	Missouri St.	69 59						
19	A	Georgia	50 62	36	A	California	55 52	69	N	Indiana	75 55	121	A	Vanderbilt	81 70						
21	A	South Carolina	54 64	43	N	Western Ky.	76 79	86	A	Alabama	62 56	124	A	Ole Miss	67 48						
21	H	South Carolina	83 74					88	H	Kansas St.	73 59	132	H	SIUE	78 48						
								89	H	Saint Louis	70 58	195	H	Illinois	72 55						
								93	H	Wright St.	82 80	202	N	Xavier	74 48						
								97	H	Arkansas	88 54	226	H	New Orleans	81 45						
												293	N	Coppin St.	73 50						
LAST 12 Division I GAMES:																					
3	H	Mississippi St.	53 57	21	H	South Carolina	83 74														
21	A	South Carolina	54 64	27	H	LSU	65 69														
19	A	Georgia	50 62	86	A	Alabama	62 56														
97	H	Arkansas	88 54	195	H	Illinois	72 55														
124	A	Ole Miss	67 48	202	N	Xavier	74 48														
121	A	Vanderbilt	81 70	69	N	Indiana	75 55														

M
i
s
s
o
u
r
i

Non-Div I Games:

Missouri

Average RPI Win:	235	WON-LOST	WINNING	LAST 10	STRENGTH OF	OPP. STRENGTH	TEAM	ADJ.	CONF.	ADJ CONF.
Average RPI Loss:	83	RECORD	PCT. RANK	GAMES	SCHEDULE	OF SCHEDULE	RPI	RPI	RPI	RPI
DIV. I ONLY	11- 9	144	8- 2	122	170	114	114	24	24	
DIV. I NON-CONF.	3- 7	254	1- 1	16	58	154	154	22	22	

TOTALS	RPI 1-25	RPI 26-50	W-L RECORDS	RPI 51-100	RPI 101-999	RPI 201+				
11- 9	0- 2	0- 1	OVERALL	0- 3	11- 3	7- 0				
6- 2	0- 1	0- 0	HOME	0- 1	6- 0	3- 0				
5- 5	0- 0	0- 1	AWAY	0- 1	5- 3	4- 0				
0- 2	0- 1	0- 0	NEUTRAL	0- 1	0- 0	0- 0				
3- 7	0- 2	0- 1	NON-CONFERENCE	0- 2	3- 2	1- 0				
3- 1	0- 1	0- 0	HOME	0- 0	3- 0	1- 0				
0- 4	0- 0	0- 1	AWAY	0- 1	0- 2	0- 0				
0- 2	0- 1	0- 0	NEUTRAL	0- 1	0- 0	0- 0				
8- 2	0- 0	0- 0	CONFERENCE	0- 1	8- 1	6- 0				
3- 1	0- 0	0- 0	HOME	0- 1	3- 0	2- 0				
5- 1	0- 0	0- 0	AWAY	0- 0	5- 1	4- 0				
0- 0	0- 0	0- 0	NEUTRAL	0- 0	0- 0	0- 0				

RPI 1-25				RPI 26-50				RPI 51-100				RPI 101+ Team's RPI: 114			
RPI	S	Opponent	Score	RPI	S	Opponent	Score	RPI	S	Opponent	Score	RPI	S	Opponent	Score
9	N	Bayl or	58 100	39	A	Bal l St.	58 70	86	A	Al abama	61 65	129	A	Little Rock	51 63
16	H	Missouri	59 69					87	N	Penn	60 65	136	A	Southern Ill.	69 71
								90	H	Drake	68 80	152	A	Wichita St.	58 72
												152	H	Wichita St.	94 71
												167	A	UNI	57 52
												167	H	UNI	62 52
												183	H	Northwestern	90 59
												207	H	Oral Roberts	76 66
												230	A	Bradley	71 65
												253	A	Indiana St.	77 63
												273	A	Illinois St.	56 50
												286	H	Valparaiso	83 60
												318	H	Loyola Chicago	75 36
												348	A	Evansville	95 65
LAST 12 Division I GAMES:															
167	A	UNI	57 52	167	H	UNI	62 52								
136	A	Southern Ill.	69 71	90	H	Drake	68 80								
318	H	Loyola Chicago	75 36	348	A	Evansville	95 65								
286	H	Valparaiso	83 60	253	A	Indiana St.	77 63								
230	A	Bradley	71 65	86	A	Alabama	61 65								
273	A	Illinois St.	56 50	183	H	Northwestern	90 59								

Non-Div I Games: Central Mo. 62 36

Missouri St.

RPI 1-25				RPI 26-50				RPI 51-100				RPI 101+				Team's RPI: 295	
RPI	S	Opponent	Score	RPI	S	Opponent	Score	RPI	S	Opponent	Score	RPI	S	Opponent	Score		
								52	H	Quinnipiac	55 76	110	A	Jacksonville	65 74		
								63	H	Virginia Tech	34 84	113	H	George Washington	45 59		
								65	H	Albany (NY)	44 68	134	A	Clemson	54 57		
								85	A	Navy	49 73	148	A	Robert Morris	38 56		
												156	H	Lehigh	57 75		
												177	A	Marist	46 69		
												237	N	North Florida	67 57		
												245	A	Manhattan	53 63		
												257	A	Fairfield	55 61		
												258	A	Fairleigh Dickinson	61 78		
												276	H	Rider	63 56		
												280	H	Sacred Heart	69 64		
												289	H	Canisius	48 60		
												338	A	Iona	62 56		
												338	H	Iona	68 56		
												343	A	Saint Peter's	47 67		
												343	H	Saint Peter's	51 44		
LAST 12 Division I GAMES:																	
				276	H	Rider	63 56	338	A	Iona	62 56						
				245	A	Manhattan	53 63	343	H	Saint Peter's	51 44						
				343	A	Saint Peter's	47 67	257	A	Fairfield	55 61						
				338	H	Iona	68 56	177	A	Marist	46 69						
				289	H	Canisius	48 60	113	H	George Washington	45 59						
				52	H	Quinnipiac	55 76	63	H	Virginia Tech	34 84						

Monmouth

Average RPI	Win:	252	WON-LOST	WINNING	LAST 10	STRENGTH OF	OPP. STRENGTH	TEAM	ADJ.	CONF.	ADJ CONF.
Average RPI	Loss:	113	RECORD	PCT. RANK	GAMES	SCHEDULE	OF SCHEDULE	RPI	RPI	RPI	RPI
DIV. I ONLY		11- 10		162	7- 3	282		114	227	227	19
DIV. I NON-CONF.		3- 7		254	0- 0	148		190	272	272	15

TOTALS	RPI 1-25		RPI 26-50		W-L RECORDS	RPI 51-100		RPI 101-999		RPI 201+	
11- 10	0- 1		0- 3		OVERALL	0- 2		11- 4		7- 3	
8- 4	0- 0		0- 2		HOME	0- 1		8- 1		5- 1	
3- 4	0- 0		0- 1		AWAY	0- 1		3- 2		2- 1	
0- 2	0- 1		0- 0		NEUTRAL	0- 0		0- 1		0- 1	
3- 7	0- 1		0- 1		NON-CONFERENCE	0- 2		3- 3		2- 2	
3- 3	0- 0		0- 1		HOME	0- 1		3- 1		2- 1	
0- 2	0- 0		0- 0		AWAY	0- 1		0- 1		0- 0	
0- 2	0- 1		0- 0		NEUTRAL	0- 0		0- 1		0- 1	
8- 3	0- 0		0- 2		CONFERENCE	0- 0		8- 1		5- 1	
5- 1	0- 0		0- 1		HOME	0- 0		5- 0		3- 0	
3- 2	0- 0		0- 1		AWAY	0- 0		3- 1		2- 1	
0- 0	0- 0		0- 0		NEUTRAL	0- 0		0- 0		0- 0	

RPI 1-25				RPI 26-50				RPI 51-100				RPI 101+ Team's RPI: 227			
RPI	S	Opponent	Score	RPI	S	Opponent	Score	RPI	S	Opponent	Score	RPI	S	Opponent	Score
24	N	Marquette	68 87	34	A	Northern Colo.	50 68	76	A	Wyoming	62 67	128	H	SFA	60 52
				34	H	Northern Colo.	58 64	98	H	Kentucky	54 71	146	A	Fresno St.	58 61
				41	H	Gonzaga	55 70					154	H	Portland St.	69 53
												163	A	North Dakota	54 43
												163	H	North Dakota	53 51
												206	H	Seattle U	64 78
												221	A	Montana St.	64 81
												253	N	Indiana St.	45 57
												284	H	Sacramento St.	68 59
												297	H	Cal St. Fullerton	68 47
												301	A	Southern Utah	74 65
												301	H	Southern Utah	81 71
												324	A	Northern Ariz.	69 52
												324	H	Northern Ariz.	70 62
												335	H	Long Beach St.	67 60

LAST 12 Division I GAMES:															
163	H	North Dakota	53 51	284	H	Sacramento St.	68 59								
34	H	Northern Colo.	58 64	34	A	Northern Colo.	50 68								
324	A	Northern Ariz.	69 52	163	A	North Dakota	54 43								
301	A	Southern Utah	74 65	301	H	Southern Utah	81 71								
221	A	Montana St.	64 81	324	H	Northern Ariz.	70 62								
154	H	Portland St.	69 53	206	H	Seattle U	64 78								

Non-Div I Games: Rocky Mountain 54 38

Montana

Average RPI Win:	250	WON-LOST	WINNING	LAST 10	STRENGTH OF	OPP. STRENGTH	TEAM	ADJ.	CONF.	ADJ CONF.
Average RPI Loss:	136	RECORD	PCT. RANK	GAMES	SCHEDULE	OF SCHEDULE	RPI	RPI	RPI	RPI
DIV. I ONLY	11- 9	144	6- 4	322	113	221	221	19	19	
DIV. I NON-CONF.	4- 5	202	0- 1	251	213	205	205	15	15	
TOTALS	RPI 1-25	RPI 26-50	W-L RECORDS	RPI 51-100	RPI 101-999	RPI 201+				
11- 9	0- 0	0- 3	OVERALL	1- 0	10- 6	8- 2				
7- 2	0- 0	0- 1	HOME	1- 0	6- 1	4- 0				
3- 6	0- 0	0- 2	AWAY	0- 0	3- 4	3- 2				
1- 1	0- 0	0- 0	NEUTRAL	0- 0	1- 1	1- 0				
4- 5	0- 0	0- 1	NON-CONFERENCE	1- 0	3- 4	2- 2				
2- 0	0- 0	0- 0	HOME	1- 0	1- 0	0- 0				
1- 4	0- 0	0- 1	AWAY	0- 0	1- 3	1- 2				
1- 1	0- 0	0- 0	NEUTRAL	0- 0	1- 1	1- 0				
7- 4	0- 0	0- 2	CONFERENCE	0- 0	7- 2	6- 0				
5- 2	0- 0	0- 1	HOME	0- 0	5- 1	4- 0				
2- 2	0- 0	0- 1	AWAY	0- 0	2- 1	2- 0				
0- 0	0- 0	0- 0	NEUTRAL	0- 0	0- 0	0- 0				

RPI S Opponent	Score	RPI S Opponent	Score	RPI S Opponent	Score	RPI S Opponent	Score	Team's RPI: 221
34 A Northern Colo.	69 82	34 H Northern Colo.	63 78	76 H Wyoming	50 46	116 A BYU	54 75	
47 A Southern California	47 98					128 H SFA	59 54	
						154 H Portland St.	60 69	
						163 A North Dakota	70 79	
						163 H North Dakota	72 56	
						190 N Nevada	53 67	
						227 H Montana	81 64	
						235 A Omaha	53 64	
						251 A Hawaii	75 81	
						284 H Sacramento St.	85 50	
						290 N Utah St.	64 52	
						301 A Southern Utah	63 57	
						301 H Southern Utah	91 71	
						324 A Northern Ariz.	78 56	
						324 H Northern Ariz.	81 39	
						335 A Long Beach St.	62 51	
LAST 12 Division I GAMES:								
34 H Northern Colo.	63 78	154 H Portland St.	60 69					
163 H North Dakota	72 56	163 A North Dakota	70 79					
301 A Southern Utah	63 57	34 A Northern Colo.	69 82					
324 A Northern Ariz.	78 56	324 H Northern Ariz.	81 39					
227 H Montana	81 64	301 H Southern Utah	91 71					
284 H Sacramento St.	85 50	116 A BYU	54 75					

Non-Div I Games: Mont. St. Billings 67 47 Providence (MT) 66 31

Montana St.

Average RPI Win:	283	WON-LOST	WINNING	LAST 10	STRENGTH OF	OPP. STRENGTH	TEAM	ADJ.	CONF.	ADJ CONF.
Average RPI Loss:	144	RECORD	PCT. RANK	GAMES	SCHEDULE	OF SCHEDULE	RPI	RPI	RPI	RPI
DIV. I ONLY	15- 8	83	7- 3	336	297	216	216	26	26	
DIV. I NON-CONF.	7- 4	102	0- 0	336	290	226	226	27	27	

TOTALS	RPI 1-25	RPI 26-50	W-L RECORDS	RPI 51-100	RPI 101-999	RPI 201+				
15- 8	0- 0	0- 1	OVERALL	0- 2	15- 5	14- 2				
5- 5	0- 0	0- 0	HOME	0- 1	5- 4	4- 2				
10- 3	0- 0	0- 0	AWAY	0- 0	10- 0	10- 0				
0- 0	0- 0	0- 0	NEUTRAL	0- 0	0- 0	0- 0				
7- 4	0- 0	0- 1	NON-CONFERENCE	0- 1	7- 2	6- 2				
2- 2	0- 0	0- 0	HOME	0- 0	2- 2	1- 2				
5- 2	0- 0	0- 1	AWAY	0- 1	5- 0	5- 0				
0- 0	0- 0	0- 0	NEUTRAL	0- 0	0- 0	0- 0				
8- 4	0- 0	0- 0	CONFERENCE	0- 1	8- 3	8- 0				
3- 3	0- 0	0- 0	HOME	0- 1	3- 2	3- 0				
5- 1	0- 0	0- 0	AWAY	0- 0	5- 1	5- 0				
0- 0	0- 0	0- 0	NEUTRAL	0- 0	0- 0	0- 0				

RPI 1-25	RPI 26-50	RPI 51-100	RPI 101+	Team's RPI: 216
RPI S Opponent Score	RPI S Opponent Score	RPI S Opponent Score	RPI S Opponent Score	Score
	44 A West Virginia 56 66	68 H Belmont 62 83	132 H SIUE 51 66	
		98 A Kentucky 53 86	136 H Southern Ill. 85 81	
			176 A Jacksonville St. 64 70	
			176 H Jacksonville St. 65 67	
			212 A UT Martin 81 76	
			217 H Gardner-Webb 60 68	
			219 A Southeast Mo. St. 59 56	
			231 A Austin Peay 66 59	
			237 H North Florida 56 61	
			261 A Lipscomb 75 55	
			284 H Sacramento St. 75 71	
			287 A St. Francis Brooklyn 73 59	
			289 A Canisius 76 52	
			302 A Murray St. 82 80	
			328 A Tennessee Tech 74 67	
			328 H Tennessee Tech 53 51	
			336 H Tennessee St. 97 81	
			345 A Chicago St. 79 40	
			346 H Eastern Ill. 89 81	
			348 A Evansville 82 75	
LAST 12 Division I GAMES:				
	68 H Belmont 62 83	212 A UT Martin 81 76		
	336 H Tennessee St. 97 81	219 A Southeast Mo. St. 59 56		
	231 A Austin Peay 66 59	132 H SIUE 51 66		
	302 A Murray St. 82 80	346 H Eastern Ill. 89 81		
	328 H Tennessee Tech 53 51	176 A Jacksonville St. 64 70		
	176 H Jacksonville St. 65 67	328 A Tennessee Tech 74 67		

Non-Div I Games: Brescia 120 41 Ky. Christian 115 39

Morehead St.

Loss, Non-Conf, S Site, H Home A Away N Neutral

Average RPI Win: 309

Average RPI Loss: 176

WON-LOST
RECORDWINNING
PCT. RANKLAST 10
GAMESSTRENGTH OF
SCHEDULEOPP. STRENGTH
OF SCHEDULETEAM
RPIADJ.
RPICONF.
RPIADJ CONF.
RPI

DIV. I ONLY	10- 10	172	6- 4	344	307	263	263	31	31
DIV. I NON-CONF.	5- 6	187	1- 2	276	191	210	210	31	31

TOTALS	RPI 1-25	RPI 26-50	W-L RECORDS	RPI 51-100	RPI 101-999	RPI 201+			
10- 10	0- 1	0- 3	OVERALL	0- 0	10- 6	10- 5			
7- 1	0- 0	0- 0	HOME	0- 0	7- 1	7- 1			
3- 8	0- 0	0- 0	AWAY	0- 0	3- 0	3- 0			
0- 1	0- 1	0- 0	NEUTRAL	0- 0	0- 0	0- 0			
5- 6	0- 1	0- 3	NON-CONFERENCE	0- 0	5- 2	5- 1			
3- 0	0- 0	0- 0	HOME	0- 0	3- 0	3- 0			
2- 5	0- 0	0- 3	AWAY	0- 0	2- 2	2- 1			
0- 1	0- 1	0- 0	NEUTRAL	0- 0	0- 0	0- 0			
5- 4	0- 0	0- 0	CONFERENCE	0- 0	5- 4	5- 4			
4- 1	0- 0	0- 0	HOME	0- 0	4- 1	4- 1			
1- 3	0- 0	0- 0	AWAY	0- 0	1- 3	1- 3			
0- 0	0- 0	0- 0	NEUTRAL	0- 0	0- 0	0- 0			

RPI 1-25				RPI 26-50				RPI 51-100				RPI 101+ Team's RPI: 263			
RPI	S	Opponent	Score	RPI	S	Opponent	Score	RPI	S	Opponent	Score	RPI	S	Opponent	Score
25	N	Iowa	46 90	35	A	Syracuse	68 95					109	A	Colorado St.	44 60
				40	A	Dayton	52 88					223	A	N. C. A&T	60 67
				44	A	West Virginia	41 84					224	A	Norfolk St.	55 53
												275	H	Mt. St. Mary's	75 67
												288	H	FIU	62 51
												293	A	Coppin St.	53 55
												298	A	Central Conn. St.	61 41
												300	H	UMES	63 50
												326	H	Delaware St.	54 62
												327	H	South Carolina St.	65 55
												329	A	Marshall	68 73
												333	A	N. C. Central	57 60
												340	H	Florida A&M	61 56
												342	H	Savannah St.	73 67
												344	H	NJIT	55 43
												347	A	UMass Lowell	65 59
LAST 12 Division I GAMES:															
224	A	Norfolk St.	55 53	342	H	Savannah St.	73 67								
327	H	South Carolina St.	65 55	340	H	Florida A&M	61 56								
326	H	Delaware St.	54 62	300	H	UMES	63 50								
293	A	Coppin St.	53 55	347	A	UMass Lowell	65 59								
333	A	N. C. Central	57 60	109	A	Colorado St.	44 60								
223	A	N. C. A&T	60 67	44	A	West Virginia	41 84								

Non-Div I Games:

Cheyney

123 53

Lincoln (PA)

60 41

Morgan St.

Loss,
 Non-Conf, S Site,
 H Home
A Away
 N Neutral

Average RPI Win:	281	WON-LOST	WINNING	LAST 10	STRENGTH OF	OPP. STRENGTH	TEAM	ADJ.	CONF.	ADJ CONF.
Average RPI Loss:	199	RECORD	PCT. RANK	GAMES	SCHEDULE	OF SCHEDULE	RPI	RPI	RPI	RPI
DIV. I ONLY	7- 14	261	4- 6	276	301	275	275	29	29	
DIV. I NON-CONF.	3- 8	268	1- 1	214	237	257	257	29	29	

TOTALS	RPI 1-25	RPI 26-50	W-L RECORDS	RPI 51-100	RPI 101-999	RPI 201+				
7- 14	0- 2	0- 0	OVERALL	0- 0	7- 12	7- 9				
4- 4	0- 0	0- 0	HOME	0- 0	4- 4	4- 3				
3- 10	0- 0	0- 0	AWAY	0- 0	3- 0	3- 0				
0- 0	0- 0	0- 0	NEUTRAL	0- 0	0- 0	0- 0				
3- 8	0- 2	0- 0	NON-CONFERENCE	0- 0	3- 6	3- 5				
2- 1	0- 0	0- 0	HOME	0- 0	2- 1	2- 1				
1- 7	0- 2	0- 0	AWAY	0- 0	1- 5	1- 4				
0- 0	0- 0	0- 0	NEUTRAL	0- 0	0- 0	0- 0				
4- 6	0- 0	0- 0	CONFERENCE	0- 0	4- 6	4- 4				
2- 3	0- 0	0- 0	HOME	0- 0	2- 3	2- 2				
2- 3	0- 0	0- 0	AWAY	0- 0	2- 3	2- 2				
0- 0	0- 0	0- 0	NEUTRAL	0- 0	0- 0	0- 0				

RPI 1-25				RPI 26-50				RPI 51-100				RPI 101+ Team's RPI: 275			
RPI	S	Opponent	Score	RPI	S	Opponent	Score	RPI	S	Opponent	Score	RPI	S	Opponent	Score
2	A	Notre Dame	65 121									131	A	Saint Francis (PA)	88 92
22	A	Maryland	57 97									148	H	Robert Morris	68 77
												156	A	Lehigh	71 75
												202	A	Xavier	45 66
												217	H	Gardner-Webb	67 75
												229	H	Loyola Maryland	71 63
												257	A	Fairfield	65 76
												258	H	Fairleigh Dickinson	55 52
												263	A	Morgan St.	67 75
												264	A	LIU Brooklyn	48 53
												264	H	LIU Brooklyn	59 61
												276	H	Rider	82 78
												280	H	Sacred Heart	52 82
												282	A	Bryant	68 63
												287	A	St. Francis Brooklyn	73 82
												293	A	Coppin St.	54 68
												298	A	Central Conn. St.	68 56
												300	A	UMES	66 63
												325	H	Wagner	79 56
LAST 12 Division I GAMES:															
264	H	LIU Brooklyn	59 61	258	H	Fairleigh Dickinson	55 52								
325	H	Wagner	79 56	280	H	Sacred Heart	52 82								
148	H	Robert Morris	68 77	282	A	Bryant	68 63								
131	A	Saint Francis (PA)	88 92	298	A	Central Conn. St.	68 56								
264	A	LIU Brooklyn	48 53	300	A	UMES	66 63								
287	A	St. Francis Brooklyn	73 82	217	H	Gardner-Webb	67 75								

Non-Div I Games:

Mt. St. Mary's

Average RPI Win: 304	WON-LOST RECORD	WINNING PCT. RANK	LAST 10 GAMES	STRENGTH OF SCHEDULE	OPP. STRENGTH OF SCHEDULE	TEAM RPI	ADJ. RPI	CONF. RPI	ADJ CONF. RPI
Average RPI Loss: 180									
DIV. I ONLY	7- 15	269	3- 7	320	258	302	302	26	26
DIV. I NON-CONF.	3- 7	254	0- 0	319	238	304	304	27	27

TOTALS	RPI 1-25	RPI 26-50	W-L RECORDS	RPI 51-100	RPI 101-999	RPI 201+			
7- 15	0- 1	0- 0	OVERALL	0- 3	7- 11	7- 8			
4- 6	0- 0	0- 0	HOME	0- 1	4- 5	4- 3			
3- 9	0- 1	0- 0	AWAY	0- 2	3- 6	3- 5			
0- 0	0- 0	0- 0	NEUTRAL	0- 0	0- 0	0- 0			
3- 7	0- 1	0- 0	NON-CONFERENCE	0- 2	3- 4	3- 3			
2- 2	0- 0	0- 0	HOME	0- 1	2- 1	2- 0			
1- 5	0- 1	0- 0	AWAY	0- 1	1- 3	1- 3			
0- 0	0- 0	0- 0	NEUTRAL	0- 0	0- 0	0- 0			
4- 8	0- 0	0- 0	CONFERENCE	0- 1	4- 7	4- 5			
2- 4	0- 0	0- 0	HOME	0- 0	2- 4	2- 3			
2- 4	0- 0	0- 0	AWAY	0- 1	2- 3	2- 2			
0- 0	0- 0	0- 0	NEUTRAL	0- 0	0- 0	0- 0			

RPI 1-25				RPI 26-50				RPI 51-100				RPI 101+ Team's RPI: 302			
RPI	S	Opponent	Score	RPI	S	Opponent	Score	RPI	S	Opponent	Score	RPI	S	Opponent	Score
4	A	Louisville	51 115					68	A	Belmont	65 70	132	H	SIUE	70 75
								86	A	Alabama	47 68	140	H	ETSU	68 96
								95	H	Butler	59 88	176	A	Jacksonville St.	65 97
												212	A	UT Martin	67 85
												212	H	UT Martin	80 97
												216	H	Morehead St.	80 82
												219	A	Southeast Mo. St.	70 80
												219	H	Southeast Mo. St.	74 85
												232	A	UNCG	63 52
												240	H	Northern Ky.	98 87
												261	A	Lipscomb	64 65
												307	H	Eastern Ky.	75 68
												312	A	Alabama A&M	54 71
												328	A	Tennessee Tech	72 63
												336	A	Tennessee St.	85 73
												341	H	Mississippi Val.	64 63
												346	H	Eastern Ill.	72 61
												348	A	Evansville	81 89

LAST 12 Division I GAMES:															
212	A	UT Martin	67 85	328	A	Tennessee Tech	72 63								
219	A	Southeast Mo. St.	70 80	176	A	Jacksonville St.	65 97								
307	H	Eastern Ky.	75 68	212	H	UT Martin	80 97								
216	H	Morehead St.	80 82	219	H	Southeast Mo. St.	74 85								
336	A	Tennessee St.	85 73	132	H	SIUE	70 75								
68	A	Belmont	65 70	346	H	Eastern Ill.	72 61								

Non-Div I Games: Bethel (TN) 81 76

Murray St.

■ Loss,
 ■ Non-Conf,
 ■ S Site,
 ■ Home
 ■ A Away
 N Neutral

N. C. A&T		WON-LOST		WINNING		LAST 10		STRENGTH OF		OPP. STRENGTH		TEAM		ADJ.		CONF.		ADJ CONF.	
Average RPI Win: 291		RECORD		PCT. RANK		GAMES		SCHEDULE		OF SCHEDULE		RPI		RPI		RPI		RPI	
Average RPI Loss: 100																			
DIV. I ONLY		10- 8		143		7- 1		283		203		223		223		31		31	
DIV. I NON-CONF.		3- 7		254		1- 1		199		70		275		275		31		31	
TOTALS		RPI 1-25		RPI 26-50		W-L RECORDS		RPI 51-100		RPI 101-999		RPI 201+							
10- 8		0- 1		0- 0		OVERALL		0- 4		10- 3		10- 1							
7- 3		0- 1		0- 0		HOME		0- 1		7- 1		7- 0							
3- 3		0- 0		0- 0		AWAY		0- 1		3- 2		3- 1							
0- 2		0- 0		0- 0		NEUTRAL		0- 2		0- 0		0- 0							
3- 7		0- 1		0- 0		NON-CONFERENCE		0- 4		3- 2		3- 1							
3- 2		0- 1		0- 0		HOME		0- 1		3- 0		3- 0							
0- 3		0- 0		0- 0		AWAY		0- 1		0- 2		0- 1							
0- 2		0- 0		0- 0		NEUTRAL		0- 2		0- 0		0- 0							
7- 1		0- 0		0- 0		CONFERENCE		0- 0		7- 1		7- 0							
4- 1		0- 0		0- 0		HOME		0- 0		4- 1		4- 0							
3- 0		0- 0		0- 0		AWAY		0- 0		3- 0		3- 0							
0- 0		0- 0		0- 0		NEUTRAL		0- 0		0- 0		0- 0							

RPI 1-25				RPI 26-50				RPI 51-100				RPI 101+				Team's RPI: 223	
RPI	S	Opponent	Score	RPI	S	Opponent	Score	RPI	S	Opponent	Score	RPI	S	Opponent	Score		
19	H	Georgia	63 73					53	N	Duquesne	60 73	106	A	Auburn	53 63		
								73	H	Elon	59 90	186	H	Hampton	51 63		
								74	N	Harvard	60 64	212	A	UT Martin	63 76		
								75	A	Ohio	65 72	224	H	Norfolk St.	53 51		
												260	A	Howard	76 68		
												263	H	Morgan St.	67 60		
												269	H	Appalachian St.	81 56		
												293	H	Coppin St.	64 63		
												300	A	UMES	57 45		
												319	H	Ga. Southern	60 49		
												322	H	Western Caro.	68 59		
												326	A	Delaware St.	66 48		
												333	H	N.C. Central	67 54		
LAST 12 Division I GAMES:																	
186	H	Hampton	51 63	263	H	Morgan St.	67 60										
224	H	Norfolk St.	53 51	326	A	Delaware St.	66 48										
333	H	N.C. Central	67 54	75	A	Ohio	65 72										
260	A	Howard	76 68	322	H	Western Caro.	68 59										
300	A	UMES	57 45	19	H	Georgia	63 73										
293	H	Coppin St.	64 63	212	A	UT Martin	63 76										

Non-Div I Games: Saint Augustine's 94 42 St. Andrews 90 40

N. C. A&T

Loss,
Non-Conf,
S Site,
H Home
A Away
N Neutral

Average RPI Win:	311	WON-LOST	WINNING	LAST 10	STRENGTH OF	OPP. STRENGTH	TEAM	ADJ.	CONF.	ADJ CONF.
Average RPI Loss:	214	RECORD	PCT. RANK	GAMES	SCHEDULE	OF SCHEDULE	RPI	RPI	RPI	RPI
DIV. I ONLY	5- 15	295	4- 5	328	302	333	333	31	31	
DIV. I NON-CONF.	1- 11	331	0- 3	303	289	344	344	31	31	

TOTALS	RPI 1-25	RPI 26-50	W-L RECORDS	RPI 51-100	RPI 101-999	RPI 201+				
5- 15	0- 0	0- 0	OVERALL	0- 2	5- 13	5- 11				
4- 3	0- 0	0- 0	HOME	0- 1	4- 2	4- 2				
1- 12	0- 0	0- 0	AWAY	0- 1	1- 11	1- 9				
0- 0	0- 0	0- 0	NEUTRAL	0- 0	0- 0	0- 0				
1- 11	0- 0	0- 0	NON-CONFERENCE	0- 2	1- 9	1- 7				
1- 2	0- 0	0- 0	HOME	0- 1	1- 1	1- 1				
0- 9	0- 0	0- 0	AWAY	0- 1	0- 8	0- 6				
0- 0	0- 0	0- 0	NEUTRAL	0- 0	0- 0	0- 0				
4- 4	0- 0	0- 0	CONFERENCE	0- 0	4- 4	4- 4				
3- 1	0- 0	0- 0	HOME	0- 0	3- 1	3- 1				
1- 3	0- 0	0- 0	AWAY	0- 0	1- 3	1- 3				
0- 0	0- 0	0- 0	NEUTRAL	0- 0	0- 0	0- 0				

RPI 1-25				RPI 26-50				RPI 51-100				RPI 101+ Team's RPI: 333					
RPI	S	Opponent	Score	RPI	S	Opponent	Score	RPI	S	Opponent	Score	RPI	S	Opponent	Score		
								57	H	Oregon St.	44	97	109	A	Colorado St.	48	85
								73	A	Elon	50	78	117	A	Iowa St.	58	99
													220	A	East Carolina	61	73
													223	A	N. C. A&T	54	67
													224	H	Norfolk St.	60	75
													242	H	Campbell	51	58
													256	A	Presbyterian	60	69
													260	A	Howard	54	69
													263	H	Morgan St.	60	57
													272	A	Wofford	56	77
													279	A	Coastal Caro.	65	68
													281	A	UNCW	63	89
													293	H	Coppin St.	60	52
													296	A	USC Upstate	61	66
													300	A	UMES	73	84
													326	A	Delaware St.	74	67
													326	H	Delaware St.	76	60
													349	H	Longwood	87	75

LAST 12 Division I GAMES:																	
326	H	Delaware St.	76	60	224	H	Norfolk St.	60	75								
223	A	N. C. A&T	54	67	326	A	Delaware St.	74	67								
300	A	UMES	73	84	296	A	USC Upstate	61	66								
260	A	Howard	54	69	242	H	Campbell	51	58								
263	H	Morgan St.	60	57	73	A	Elon	50	78								
293	H	Coppin St.	60	52	256	A	Presbyterian	60	69								

Non-Div I Games: Johnson & Wales (NC) 8 51

N. C. Central

N
C
S
t
a
t
e

NC State				Through Games Of Feb. 3, 2018											
Average RPI	Win:	114	WON-LOST	WINNING	LAST 10	STRENGTH OF	OPP. STRENGTH	TEAM	ADJ.	CONF.	ADJ CONF.				
Average RPI	Loss:	21	RECORD	PCT. RANK	GAMES	SCHEDULE	OF SCHEDULE	RPI	RPI	RPI	RPI				
DIV. I ONLY	18- 5	32	7- 3	17	26	13	13	1	1						
DIV. I NON-CONF.	11- 2	22	2- 0	78	56	24	24	1	1						

TOTALS	RPI 1-25		RPI 26-50		W-L RECORDS	RPI 51-100		RPI 101-999		RPI 201+					
18- 5	1- 3		1- 2		OVERALL	6- 0		10- 0		2- 0					
11- 2	1- 1		1- 1		HOME	3- 0		6- 0		1- 0					
6- 2	0- 2		0- 0		AWAY	2- 0		4- 0		1- 0					
1- 1	0- 0		0- 1		NEUTRAL	1- 0		0- 0		0- 0					
11- 2	0- 1		0- 1		NON-CONFERENCE	3- 0		8- 0		2- 0					
8- 0	0- 0		0- 0		HOME	2- 0		6- 0		1- 0					
2- 1	0- 1		0- 0		AWAY	0- 0		2- 0		1- 0					
1- 1	0- 0		0- 1		NEUTRAL	1- 0		0- 0		0- 0					
7- 3	1- 2		1- 1		CONFERENCE	3- 0		2- 0		0- 0					
3- 2	1- 1		1- 1		HOME	1- 0		0- 0		0- 0					
4- 1	0- 1		0- 0		AWAY	2- 0		2- 0		0- 0					
0- 0	0- 0		0- 0		NEUTRAL	0- 0		0- 0		0- 0					

RPI 1-25 Team's RPI: 13				RPI 26-50				RPI 51-100				RPI 101+			
RPI	S	Opponent	Score	RPI	S	Opponent	Score	RPI	S	Opponent	Score	RPI	S	Opponent	Score
4	H	Louisville	47 55	29	H	Virginia	63 73	63	A	Virginia Tech	68 51	101	H	South Ala.	71 50
6	H	Florida St.	65 56	35	H	Syracuse	60 56	71	H	Georgia Tech	56 43	102	A	Wake Forest	82 68
14	A	Duke	56 69	42	N	South Dakota St.	67 75	73	H	Elon	70 57	110	H	Jacksonville	64 44
17	A	Rutgers	53 57					84	A	North Carolina	66 53	121	A	Vanderbilt	83 72
								86	N	Alabama	68 49	123	H	Georgetown	63 49
								99	H	Tulane	79 55	134	A	Clemson	62 41
												140	H	ETSU	70 58
												153	H	Davidson	73 49
												246	H	UNC Asheville	87 55
												310	A	Old Dominion	73 56

LAST 12 Division I GAMES:															
6	H	Florida St.	65 56	14	A	Duke	56 69	101	H	South Ala.	71 50	102	A	Wake Forest	82 68
134	A	Clemson	62 41	29	H	Virginia	63 73	4	H	Louisville	47 55	63	A	Virginia Tech	68 51
102	A	Wake Forest	82 68	71	H	Georgia Tech	56 43	121	A	Vanderbilt	83 72	73	H	Elon	70 57
84	A	North Carolina	66 53												
35	H	Syracuse	60 56												
71	H	Georgia Tech	56 43												

N
C
S
t
a
t
e

Non-Div I Games:

NC State

NJIT										
Average RPI Win:	286	WON-LOST	WINNING	LAST 10	STRENGTH OF	OPP. STRENGTH	TEAM	ADJ.	CONF.	ADJ CONF.
Average RPI Loss:	205	RECORD	PCT. RANK	GAMES	SCHEDULE	OF SCHEDULE	RPI	RPI	RPI	RPI
DIV. I ONLY	2- 20	339	1- 9	281	331	344	344	22	22	
DIV. I NON-CONF.	1- 13	336	1- 3	272	342	343	343	21	21	

TOTALS	RPI 1-25	RPI 26-50	W-L RECORDS	RPI 51-100	RPI 101-999	RPI 201+				
2- 20	0- 0	0- 2	OVERALL	0- 1	2- 17	2- 11				
2- 9	0- 0	0- 0	HOME	0- 1	2- 8	2- 7				
0- 11	0- 0	0- 2	AWAY	0- 0	0- 9	0- 4				
0- 0	0- 0	0- 0	NEUTRAL	0- 0	0- 0	0- 0				
1- 13	0- 0	0- 1	NON-CONFERENCE	0- 1	1- 11	1- 7				
1- 6	0- 0	0- 0	HOME	0- 1	1- 5	1- 5				
0- 7	0- 0	0- 1	AWAY	0- 0	0- 6	0- 2				
0- 0	0- 0	0- 0	NEUTRAL	0- 0	0- 0	0- 0				
1- 7	0- 0	0- 1	CONFERENCE	0- 0	1- 6	1- 4				
1- 3	0- 0	0- 0	HOME	0- 0	1- 3	1- 2				
0- 4	0- 0	0- 1	AWAY	0- 0	0- 3	0- 2				
0- 0	0- 0	0- 0	NEUTRAL	0- 0	0- 0	0- 0				

RPI 1-25				RPI 26-50				RPI 51-100				RPI 101+ Team's RPI: 344			
RPI	S	Opponent	Score	RPI	S	Opponent	Score	RPI	S	Opponent	Score	RPI	S	Opponent	Score
				38	A	FGCU	66 90	87	H	Penn	38 77	110	H	Jacksonville	58 88
				42	A	South Dakota St.	48 92					112	A	Dartmouth	50 81
												155	A	Stetson	55 73
												156	A	Lehigh	50 64
												164	A	Binghamton	36 67
												180	A	Army West Point	49 79
												237	H	North Florida	75 65
												258	H	Fairleigh Dickinson	70 74
												261	A	Lipscomb	58 66
												261	H	Lipscomb	58 74
												263	A	Morgan St.	43 55
												264	H	LIU Brooklyn	49 67
												266	A	North Dakota St.	58 105
												270	H	Cornell	46 61
												276	H	Rider	64 79
												292	A	Kennesaw St.	65 80
												296	H	USC Upstate	57 95
												335	H	Long Beach St.	73 57
												343	H	Saint Peter's	52 59

LAST 12 Division I GAMES:															
				261	A	Lipscomb	58 66	38	A	FGCU	66 90				
				292	A	Kennesaw St.	65 80	296	H	USC Upstate	57 95				
				261	H	Lipscomb	58 74	270	H	Cornell	46 61				
				237	H	North Florida	75 65	87	H	Penn	38 77				
				110	H	Jacksonville	58 88	335	H	Long Beach St.	73 57				
				155	A	Stetson	55 73	276	H	Rider	64 79				

Non-Div I Games: St. Joseph's (Brkn)106 42

NJIT

Navy

N
a
v
y

Page 187

Average RPI	Win:	146	WON-LOST	WINNING	LAST 10	STRENGTH OF	OPP. STRENGTH	TEAM	ADJ.	CONF.	ADJ CONF.
Average RPI	Loss:	54	RECORD	PCT. RANK	GAMES	SCHEDULE	OF SCHEDULE	RPI	RPI	RPI	RPI
DIV. I ONLY		17- 6	49	8- 2	65	30	54	54	3	3	
DIV. I NON-CONF.		9- 4	82	1- 1	222	48	127	127	4	4	

TOTALS	RPI 1-25		RPI 26-50		W-L RECORDS		RPI 51-100		RPI 101-999		RPI 201+
17- 6	3- 2		1- 2		OVERALL		3- 1		10- 1		4- 0
8- 5	1- 1		1- 2		HOME		1- 1		5- 1		2- 0
8- 0	2- 0		0- 0		AWAY		2- 0		4- 0		1- 0
1- 1	0- 1		0- 0		NEUTRAL		0- 0		1- 0		1- 0
9- 4	0- 1		0- 1		NON-CONFERENCE		2- 1		7- 1		4- 0
5- 3	0- 0		0- 1		HOME		1- 1		4- 1		2- 0
3- 0	0- 0		0- 0		AWAY		1- 0		2- 0		1- 0
1- 1	0- 1		0- 0		NEUTRAL		0- 0		1- 0		1- 0
8- 2	3- 1		1- 1		CONFERENCE		1- 0		3- 0		0- 0
3- 2	1- 1		1- 1		HOME		0- 0		1- 0		0- 0
5- 0	2- 0		0- 0		AWAY		1- 0		2- 0		0- 0
0- 0	0- 0		0- 0		NEUTRAL		0- 0		0- 0		0- 0

RPI 1-25				RPI 26-50				RPI 51-100				Team's RPI: 54				RPI 101+			
RPI	S	Opponent	Score	RPI	S	Opponent	Score	RPI	S	Opponent	Score	RPI	S	Opponent	Score	RPI	S	Opponent	Score
7	H	Ohio St.	61 73	32	H	Michigan	64 69	51	A	Minnesota	79 74	132	H	SIUE	62 53				
17	A	Rutgers	52 42	37	H	Purdue	75 51	81	H	Washington St.	61 73	134	H	Clemson	66 67				
18	N	Buffalo	72 82	49	H	Creighton	49 64	90	A	Drake	89 84	137	A	Kansas	66 49				
25	A	Iowa	92 74					97	H	Arkansas	80 69	179	H	Fla. Atlantic	86 69				
25	H	Iowa	74 65									183	A	Northwestern	69 59				
												195	A	Illinois	80 72				
												195	H	Illinois	62 47				
												249	A	San Jose St.	81 55				
												259	H	UMKC	80 60				
												279	N	Coastal Caro.	55 47				
												337	H	Ark. -Pine Bluff	73 52				
LAST 12 Division I GAMES:																			
195	H	Illinois	62 47	195	A	Illinois	80 72												
25	A	Iowa	92 74	183	A	Northwestern	69 59												
37	H	Purdue	75 51	51	A	Minnesota	79 74												
17	A	Rutgers	52 42	7	H	Ohio St.	61 73												
25	H	Iowa	74 65	81	H	Washington St.	61 73												
32	H	Michigan	64 69	179	H	Fla. Atlantic	86 69												

Non-Div I Games:

Nebraska

Average RPI Win: 224
Average RPI Loss: 116

WON-LOST
RECORD

WINNING
PCT. RANK

LAST 10
GAMES

STRENGTH OF
SCHEDULE

OPP. STRENGTH
OF SCHEDULE

TEAM
RPI

ADJ.
RPI

CONF.
RPI

ADJ CONF.
RPI

DIV. I ONLY	10- 10	172	4- 6	175	110	190	190	16	16
DIV. I NON-CONF.	6- 4	122	1- 0	172	92	148	148	14	14

TOTALS	RPI 1-25	RPI 26-50	W-L RECORDS	RPI 51-100	RPI 101-999	RPI 201+			
10- 10	0- 1	0- 0	OVERALL	0- 5	10- 4	7- 2			
7- 4	0- 1	0- 0	HOME	0- 1	7- 2	5- 1			
2- 5	0- 0	0- 0	AWAY	0- 3	2- 2	1- 1			
1- 1	0- 0	0- 0	NEUTRAL	0- 1	1- 0	1- 0			
6- 4	0- 1	0- 0	NON-CONFERENCE	0- 2	6- 1	5- 1			
4- 2	0- 1	0- 0	HOME	0- 0	4- 1	3- 1			
1- 1	0- 0	0- 0	AWAY	0- 1	1- 0	1- 0			
1- 1	0- 0	0- 0	NEUTRAL	0- 1	1- 0	1- 0			
4- 6	0- 0	0- 0	CONFERENCE	0- 3	4- 3	2- 1			
3- 2	0- 0	0- 0	HOME	0- 1	3- 1	2- 0			
1- 4	0- 0	0- 0	AWAY	0- 2	1- 2	0- 1			
0- 0	0- 0	0- 0	NEUTRAL	0- 0	0- 0	0- 0			

RPI 1-25				RPI 26-50				RPI 51-100				RPI 101+ Team's RPI: 190			
RPI	S	Opponent	Score	RPI	S	Opponent	Score	RPI	S	Opponent	Score	RPI	S	Opponent	Score
1	H	UConn	57 88					57	N	Oregon St.	49 89	109	H	Colorado St.	59 65
								76	A	Wyomi ng	60 66	146	A	Fresno St.	55 68
								76	H	Wyomi ng	62 65	146	H	Fresno St.	90 73
								77	A	New Mexi co	68 72	154	H	Portland St.	67 55
								91	A	Utah	61 87	193	A	Boi se St.	72 68
												206	A	Seattle U	74 65
												214	H	SMU	80 72
												221	N	Montana St.	67 53
												236	H	Pepperdine	72 77
												249	H	San Jose St.	91 63
												268	H	Santa Clara	52 41
												284	H	Sacramento St.	95 68
												290	A	Utah St.	57 79
												309	H	Air Force	70 60
LAST 12 Division I GAMES:															
				109	H	Colorado St.	59 65					309	H	Air Force	70 60
				146	A	Fresno St.	55 68					76	A	Wyomi ng	60 66
				76	H	Wyomi ng	62 65					77	A	New Mexi co	68 72
				193	A	Boi se St.	72 68					146	H	Fresno St.	90 73
				249	H	San Jose St.	91 63					268	H	Santa Clara	52 41
				290	A	Utah St.	57 79					206	A	Seattle U	74 65

Non-Div I Games: Stanislaus St. 81 60

Nevada

Loss, Non-Conf, S Site, H Home A Away N Neutral

Average RPI Win: 245		WON-LOST RECORD	WINNING PCT. RANK	LAST 10 GAMES	STRENGTH OF SCHEDULE	OPP. STRENGTH OF SCHEDULE	TEAM RPI	ADJ. RPI	CONF. RPI	ADJ. CONF. RPI
Average RPI Loss: 150										
DIV. I ONLY		14- 8	97	6- 4	286	230	158	158	20	20
DIV. I NON-CONF.		8- 4	87	2- 0	337	207	195	195	24	24
TOTALS		RPI 1-25	RPI 26-50	W-L RECORDS	RPI 51-100	RPI 101-999	RPI 201+			
14- 8	0- 0		0- 0	OVERALL	1- 2	13- 6	10- 2			
7- 2	0- 0		0- 0	HOME	1- 1	6- 1	5- 0			
6- 5	0- 0		0- 0	AWAY	0- 1	6- 4	4- 1			
1- 1	0- 0		0- 0	NEUTRAL	0- 0	1- 1	1- 1			
8- 4	0- 0		0- 0	NON-CONFERENCE	0- 0	8- 4	7- 2			
4- 0	0- 0		0- 0	HOME	0- 0	4- 0	3- 0			
3- 3	0- 0		0- 0	AWAY	0- 0	3- 3	3- 1			
1- 1	0- 0		0- 0	NEUTRAL	0- 0	1- 1	1- 1			
6- 4	0- 0		0- 0	CONFERENCE	1- 2	5- 2	3- 0			
3- 2	0- 0		0- 0	HOME	1- 1	2- 1	2- 0			
3- 2	0- 0		0- 0	AWAY	0- 1	3- 1	1- 0			
0- 0	0- 0		0- 0	NEUTRAL	0- 0	0- 0	0- 0			

RPI 1-25				RPI 26-50				RPI 51-100				RPI 101+ Team's RPI: 158					
RPI	S	Opponent	Score	RPI	S	Opponent	Score	RPI	S	Opponent	Score	RPI	S	Opponent	Score		
								65	A	Albany (NY)	53	66	112	A	Dartmouth	49	57
								65	H	Albany (NY)	74	68	151	H	Northeastern	65	50
								79	H	Maine	46	56	157	A	Hartford	49	85
													164	A	Binghamton	63	61
													164	H	Binghamton	52	54
													199	A	Boston College	55	64
													201	A	Stony Brook	51	50
													202	A	Xavier	66	71
													204	H	Boston U.	72	57
													225	N	La Salle	51	59
													245	H	Manhattan	68	55
													257	N	Fairfield	71	61
													270	H	Cornell	48	45
													280	A	Sacred Heart	74	47
													282	A	Bryant	74	65
													313	A	Vermont	52	49
													325	A	Wagner	65	53
													330	H	UMBC	56	51
													347	H	UMass Lowell	66	45
LAST 12 Division I GAMES:																	
								65	H	Albany (NY)	74	68					
								157	A	Hartford	49	85					
								164	H	Binghamton	52	54					
								79	H	Maine	46	56					
								201	A	Stony Brook	51	50					
								313	A	Vermont	52	49					
										</							

Non-Div I Games:	Colby-Sawyer	64	40
------------------	--------------	----	----

New Hampshire

■ Loss, ■ Non-Conf, S Site, H Home A Away N Neutral

Average RPI Win:	179	WON-LOST	WINNING	LAST 10	STRENGTH OF	OPP. STRENGTH	TEAM	ADJ.	CONF.	ADJ CONF.
Average RPI Loss:	135	RECORD	PCT. RANK	GAMES	SCHEDULE	OF SCHEDULE	RPI	RPI	RPI	RPI
DIV. I ONLY	17- 6	49	5- 5	153	115	77	77	16	16	
DIV. I NON-CONF.	11- 1	13	1- 0	55	104	12	12	14	14	

TOTALS	RPI 1-25	RPI 26-50	W-L RECORDS	RPI 51-100	RPI 101-999	RPI 201+				
17- 6	1- 0	0- 1	OVERALL	1- 2	15- 3	6- 2				
14- 1	1- 0	0- 0	HOME	1- 1	12- 0	4- 0				
3- 5	0- 0	0- 1	AWAY	0- 1	3- 3	2- 2				
0- 0	0- 0	0- 0	NEUTRAL	0- 0	0- 0	0- 0				
11- 1	1- 0	0- 1	NON-CONFERENCE	1- 0	9- 0	3- 0				
9- 0	1- 0	0- 0	HOME	1- 0	7- 0	2- 0				
2- 1	0- 0	0- 1	AWAY	0- 0	2- 0	1- 0				
0- 0	0- 0	0- 0	NEUTRAL	0- 0	0- 0	0- 0				
6- 5	0- 0	0- 0	CONFERENCE	0- 2	6- 3	3- 2				
5- 1	0- 0	0- 0	HOME	0- 1	5- 0	2- 0				
1- 4	0- 0	0- 0	AWAY	0- 1	1- 3	1- 2				
0- 0	0- 0	0- 0	NEUTRAL	0- 0	0- 0	0- 0				

RPI 1-25				RPI 26-50				RPI 51-100				Team's RPI: 77				RPI 101+			
RPI	S	Opponent	Score	RPI	S	Opponent	Score	RPI	S	Opponent	Score	RPI	S	Opponent	Score	RPI	S	Opponent	Score
24	H	Marquette	88 87	31	A	Oklahoma	63 105	76	A	Wyoming	55 66	104	H	Lamar University	90 58				
								85	H	Navy	94 87	109	A	Colorado St.	71 74				
								96	H	UNLV	66 68	111	H	Western Mich.	88 76				
												122	A	UTEP	59 35				
												146	H	Fresno St.	88 75				
												152	H	Wichita St.	76 62				
												178	H	UC Irvine	83 61				
												190	H	Nevada	72 68				
												193	H	Boise St.	100 83				
												195	H	Illinois	97 68				
												222	H	Texas Tech	90 56				
												238	A	New Mexico St.	101 93				
												238	H	New Mexico St.	86 75				
												249	A	San Jose St.	86 95				
												249	H	San Jose St.	92 62				
												250	A	San Diego St.	89 97				
												290	H	Utah St.	80 47				
												309	A	Air Force	88 59				
LAST 12 Division I GAMES:																			
249	H	San Jose St.	92 62	76	A	Wyoming	55 66												
290	H	Utah St.	80 47	249	A	San Jose St.	86 95												
109	A	Colorado St.	71 74	193	H	Boise St.	100 83												
250	A	San Diego St.	89 97	190	H	Nevada	72 68												
96	H	UNLV	66 68	309	A	Air Force	88 59												
146	H	Fresno St.	88 75	104	H	Lamar University	90 58												

Non-Div I Games: Northern N.M. 107 66

New Mexico

■ Loss,
 ■ Non-Conf, S Site,
 ■ Home
 ■ Away
 N Neutral

Average RPI Win:	270	WON-LOST	WINNING	LAST 10	STRENGTH OF	OPP. STRENGTH	TEAM	ADJ.	CONF.	ADJ CONF.
Average RPI Loss:	161	RECORD	PCT. RANK	GAMES	SCHEDULE	OF SCHEDULE	RPI	RPI	RPI	RPI
DIV. I ONLY	10- 9	156	7- 2	291	299	238	238	30	30	
DIV. I NON-CONF.	4- 8	239	2- 2	243	243	266	266	30	30	

TOTALS	RPI 1-25	RPI 26-50	W-L RECORDS	RPI 51-100	RPI 101-999	RPI 201+				
10- 9	0- 0	0- 0	OVERALL	0- 3	10- 6	9- 4				
6- 3	0- 0	0- 0	HOME	0- 1	6- 2	5- 1				
4- 3	0- 0	0- 0	AWAY	0- 1	4- 2	4- 2				
0- 3	0- 0	0- 0	NEUTRAL	0- 1	0- 2	0- 1				
4- 8	0- 0	0- 0	NON-CONFERENCE	0- 3	4- 5	3- 3				
2- 3	0- 0	0- 0	HOME	0- 1	2- 2	1- 1				
2- 2	0- 0	0- 0	AWAY	0- 1	2- 1	2- 1				
0- 3	0- 0	0- 0	NEUTRAL	0- 1	0- 2	0- 1				
6- 1	0- 0	0- 0	CONFERENCE	0- 0	6- 1	6- 1				
4- 0	0- 0	0- 0	HOME	0- 0	4- 0	4- 0				
2- 1	0- 0	0- 0	AWAY	0- 0	2- 1	2- 1				
0- 0	0- 0	0- 0	NEUTRAL	0- 0	0- 0	0- 0				

RPI 1-25				RPI 26-50				RPI 51-100				RPI 101+ Team's RPI: 238			
RPI	S	Opponent	Score	RPI	S	Opponent	Score	RPI	S	Opponent	Score	RPI	S	Opponent	Score
								77	A	New Mexico	75 86	111	H	Western Mi ch.	55 64
								77	H	New Mexi co	93 101	122	H	UTEP	76 68
								97	N	Arkansas	60 69	151	N	Northeastern	64 65
												203	H	UC Santa Barbara	47 77
												206	A	Seattle U	59 69
												236	A	Pepperdi ne	86 64
												241	H	CSU Bakersfi el d	56 48
												248	N	Texas Southern	50 66
												255	H	A&M-Corpus Christi	70 61
												259	H	UMKC	70 62
												278	H	Grand Canyon	64 60
												283	A	Ari zona	44 83
												306	A	Utah Valley	82 72
												321	A	UTRGV	79 77
												335	A	Long Beach St.	72 63
												345	H	Chi cago St.	74 59

LAST 12 Division I GAMES:															
				321	A	UTRGV	79 77	345	H	Chi cago St.	74 59				
				259	H	UMKC	70 62	203	H	UC Santa Barbara	47 77				
				306	A	Utah Valley	82 72	335	A	Long Beach St.	72 63				
				206	A	Seattle U	59 69	151	N	Northeastern	64 65				
				241	H	CSU Bakersfi el d	56 48	236	A	Pepperdi ne	86 64				
				278	H	Grand Canyon	64 60	283	A	Ari zona	44 83				

Non-Div I Games: Tex. Permian Basin 85 58 Western N.M. 89 60

New Mexico St.

Average RPI Win:	266	WON-LOST	WINNING	LAST 10	STRENGTH OF	OPP. STRENGTH	TEAM	ADJ.	CONF.	ADJ CONF.
Average RPI Loss:	138	RECORD	PCT. RANK	GAMES	SCHEDULE	OF SCHEDULE	RPI	RPI	RPI	RPI
DIV. I ONLY	10- 12	205	6- 4	251	232	226	226	25	25	
DIV. I NON-CONF.	3- 7	254	0- 0	81	122	199	199	25	25	

TOTALS	RPI 1-25	RPI 26-50	W-L RECORDS	RPI 51-100	RPI 101-999	RPI 201+				
10- 12	0- 1	0- 1	OVERALL	0- 2	10- 8	8- 3				
6- 4	0- 0	0- 1	HOME	0- 0	6- 3	5- 1				
4- 8	0- 0	0- 0	AWAY	0- 1	4- 1	3- 1				
0- 0	0- 0	0- 0	NEUTRAL	0- 0	0- 0	0- 0				
3- 7	0- 1	0- 1	NON-CONFERENCE	0- 2	3- 3	2- 0				
2- 2	0- 0	0- 1	HOME	0- 0	2- 1	1- 0				
1- 5	0- 1	0- 0	AWAY	0- 2	1- 2	1- 0				
0- 0	0- 0	0- 0	NEUTRAL	0- 0	0- 0	0- 0				
7- 5	0- 0	0- 0	CONFERENCE	0- 0	7- 5	6- 3				
4- 2	0- 0	0- 0	HOME	0- 0	4- 2	4- 1				
3- 3	0- 0	0- 0	AWAY	0- 0	3- 3	2- 2				
0- 0	0- 0	0- 0	NEUTRAL	0- 0	0- 0	0- 0				

RPI 1-25				RPI 26-50				RPI 51-100				RPI 101+ Team's RPI: 226			
RPI	S	Opponent	Score	RPI	S	Opponent	Score	RPI	S	Opponent	Score	RPI	S	Opponent	Score
16	A	Missouri	45 81	45	H	Houston	66 78	60	A	Miami (FL)	46 76	101	A	South Ala.	45 67
								99	A	Tulane	56 79	104	A	Lamar University	77 100
												120	A	Central Ark.	52 48
												128	H	SFA	67 74
												150	A	Louisiana	57 66
												176	H	Jacksonville St.	54 59
												185	H	CSUN	76 73
												205	A	Abilene Christian	70 80
												248	H	Texas Southern	72 69
												254	H	Nicholls St.	61 62
												255	H	A&M-Corpus Christi	66 49
												274	A	McNeese	77 64
												303	A	Incarnate Word	72 45
												303	H	Incarnate Word	52 50
												320	H	Houston Baptist	70 52
												323	A	Northwestern St.	47 52
												323	H	Northwestern St.	81 63
												332	A	La.-Monroe	89 51

LAST 12 Division I GAMES:															
254	H	Nicholls St.	61 62	255	H	A&M-Corpus Christi	66 49	128	H	SFA	67 74				
323	A	Northwestern St.	47 52	274	A	McNeese	77 64	104	A	Lamar University	77 100				
303	A	Incarnate Word	72 45	320	H	Houston Baptist	70 52	320	H	Houston Baptist	70 52				
323	H	Northwestern St.	81 63	205	A	Abilene Christian	70 80								
303	H	Incarnate Word	52 50												
120	A	Central Ark.	52 48												

Non-Div I Games: Xavier (LA) 85 50

New Orleans

Loss,
Non-Conf,
S Site,
H Home
A Away
N Neutral

Average RPI Win:	238	WON-LOST	WINNING	LAST 10	STRENGTH OF	OPP. STRENGTH	TEAM	ADJ.	CONF.	ADJ CONF.
Average RPI Loss:	159	RECORD	PCT. RANK	GAMES	SCHEDULE	OF SCHEDULE	RPI	RPI	RPI	RPI
DIV. I ONLY	9- 14	231	5- 5	172	248	233	233	27	27	
DIV. I NON-CONF.	3- 8	268	0- 0	68	161	208	208	26	26	

TOTALS	RPI 1-25	RPI 26-50	W-L RECORDS	RPI 51-100	RPI 101-999	RPI 201+				
9- 14	1- 1	0- 1	OVERALL	0- 2	8- 10	5- 5				
5- 5	1- 0	0- 1	HOME	0- 1	4- 3	3- 0				
3- 8	0- 1	0- 0	AWAY	0- 1	3- 6	2- 5				
1- 1	0- 0	0- 0	NEUTRAL	0- 0	1- 1	0- 0				
3- 8	1- 1	0- 1	NON-CONFERENCE	0- 0	2- 6	1- 2				
1- 3	1- 0	0- 1	HOME	0- 0	0- 2	0- 0				
1- 4	0- 1	0- 0	AWAY	0- 0	1- 3	1- 2				
1- 1	0- 0	0- 0	NEUTRAL	0- 0	1- 1	0- 0				
6- 6	0- 0	0- 0	CONFERENCE	0- 2	6- 4	4- 3				
4- 2	0- 0	0- 0	HOME	0- 1	4- 1	3- 0				
2- 4	0- 0	0- 0	AWAY	0- 1	2- 3	1- 3				
0- 0	0- 0	0- 0	NEUTRAL	0- 0	0- 0	0- 0				

RPI	S	Opponent	Score	RPI	S	Opponent	Score	RPI	S	Opponent	Score	RPI	S	Opponent	Score	Team's RPI: 233
18	H	Buffalo	75 62	50	H	Drexel	65 66	52	A	Quinnipiac	61 77	126	H	Cleveland St.	61 70	
22	A	Maryland	65 92					52	H	Quinnipiac	55 84	150	N	Louisiana	52 68	
												157	A	Hartford	65 83	
												172	H	Saint Joseph's	69 93	
												177	H	Marist	78 84	
												188	N	Louisiana Tech	73 67	
												197	A	Siena	73 68	
												197	H	Siena	65 50	
												208	A	Oakland	59 67	
												234	A	St. Bonaventure	58 76	
												245	H	Manhattan	65 64	
												257	A	Fairfield	53 59	
												271	A	Colgate	81 44	
												276	A	Rider	58 65	
												289	A	Canisius	60 64	
												338	H	Iona	73 59	
												343	A	Saint Peter's	87 52	
												343	H	Saint Peter's	64 54	

LAST 12 Division I GAMES:																
343	H	Saint Peter's	64 54	197	H	Siena	65 50									
289	A	Canisius	60 64	245	H	Manhattan	65 64									
52	H	Quinnipiac	55 84	197	A	Siena	73 68									
177	H	Marist	78 84	52	A	Quinnipiac	61 77									
343	A	Saint Peter's	87 52	257	A	Fairfield	53 59									
276	A	Rider	58 65	338	H	Iona	73 59									

Non-Div I Games:

Niagara

Average RPI Win:	296	WON-LOST	WINNING	LAST 10	STRENGTH OF	OPP. STRENGTH	TEAM	ADJ.	CONF.	ADJ CONF.
Average RPI Loss:	159	RECORD	PCT. RANK	GAMES	SCHEDULE	OF SCHEDULE	RPI	RPI	RPI	RPI
DIV. I ONLY	6- 12	261	4- 6	267	287	254	254	25	25	
DIV. I NON-CONF.	2- 6	280	0- 2	141	231	229	229	25	25	

TOTALS	RPI 1-25	RPI 26-50	W-L RECORDS	RPI 51-100	RPI 101-999	RPI 201+				
6- 12	0- 1	0- 1	OVERALL	0- 0	6- 10	6- 5				
0- 6	0- 1	0- 0	HOME	0- 0	0- 5	0- 1				
6- 5	0- 0	0- 1	AWAY	0- 0	6- 4	6- 3				
0- 1	0- 0	0- 0	NEUTRAL	0- 0	0- 1	0- 1				
2- 6	0- 1	0- 1	NON-CONFERENCE	0- 0	2- 4	2- 2				
0- 2	0- 1	0- 0	HOME	0- 0	0- 1	0- 0				
2- 3	0- 0	0- 1	AWAY	0- 0	2- 2	2- 1				
0- 1	0- 0	0- 0	NEUTRAL	0- 0	0- 1	0- 1				
4- 6	0- 0	0- 0	CONFERENCE	0- 0	4- 6	4- 3				
0- 4	0- 0	0- 0	HOME	0- 0	0- 4	0- 1				
4- 2	0- 0	0- 0	AWAY	0- 0	4- 2	4- 2				
0- 0	0- 0	0- 0	NEUTRAL	0- 0	0- 0	0- 0				

RPI 1-25				RPI 26-50				RPI 51-100				RPI 101+ Team's RPI: 254			
RPI	S	Opponent	Score	RPI	S	Opponent	Score	RPI	S	Opponent	Score	RPI	S	Opponent	Score
9	H	Baylor	43 85	27	A	LSU	50 65					104	H	Lamar University	61 76
												110	H	Jacksonville	61 69
												117	A	Iowa St.	47 75
												120	H	Central Ark.	48 69
												128	H	SFA	73 86
												214	A	SMU	61 68
												226	A	New Orleans	62 61
												230	N	Bradley	65 75
												255	A	A&M-Corpus Christi	55 76
												274	A	McNeese	61 54
												285	H	Southeastern La.	57 66
												294	A	Jackson St.	90 64
												303	A	Incarnate Word	62 64
												320	A	Houston Baptist	73 61
												323	A	Northwestern St.	79 63
												341	A	Mississippi Val.	62 57
LAST 12 Division I GAMES:															
226	A	New Orleans	62 61	320	A	Houston Baptist	73 61								
285	H	Southeastern La.	57 66	128	H	SFA	73 86								
104	H	Lamar University	61 76	303	A	Incarnate Word	62 64								
255	A	A&M-Corpus Christi	55 76	323	A	Northwestern St.	79 63								
120	H	Central Ark.	48 69	117	A	Iowa St.	47 75								
274	A	McNeese	61 54	9	H	Baylor	43 85								

Non-Div I Games: Spring Hill 78 70 Evangel 72 55 Southern-N. O. 83 45

Nicholls St.

Loss, Non-Conf, S Site, H Home A Away N Neutral

Average RPI Win:	289	WON-LOST	WINNING	LAST 10	STRENGTH OF	OPP. STRENGTH	TEAM	ADJ.	CONF.	ADJ CONF.
Average RPI Loss:	187	RECORD	PCT. RANK	GAMES	SCHEDULE	OF SCHEDULE	RPI	RPI	RPI	RPI
DIV. I ONLY	12- 8	120	7- 3	311	347	224	224	31	31	
DIV. I NON-CONF.	7- 5	132	4- 0	271	339	189	189	31	31	

TOTALS	RPI 1-25	RPI 26-50	W-L RECORDS	RPI 51-100	RPI 101-999	RPI 201+				
12- 8	0- 0	0- 0	OVERALL	0- 1	12- 7	11- 4				
4- 4	0- 0	0- 0	HOME	0- 0	4- 4	4- 2				
7- 3	0- 0	0- 0	AWAY	0- 1	7- 2	6- 2				
1- 1	0- 0	0- 0	NEUTRAL	0- 0	1- 1	1- 0				
7- 5	0- 0	0- 0	NON-CONFERENCE	0- 1	7- 4	6- 2				
2- 2	0- 0	0- 0	HOME	0- 0	2- 2	2- 1				
4- 2	0- 0	0- 0	AWAY	0- 1	4- 1	3- 1				
1- 1	0- 0	0- 0	NEUTRAL	0- 0	1- 1	1- 0				
5- 3	0- 0	0- 0	CONFERENCE	0- 0	5- 3	5- 2				
2- 2	0- 0	0- 0	HOME	0- 0	2- 2	2- 1				
3- 1	0- 0	0- 0	AWAY	0- 0	3- 1	3- 1				
0- 0	0- 0	0- 0	NEUTRAL	0- 0	0- 0	0- 0				

RPI 1-25				RPI 26-50				RPI 51-100				RPI 101+				Team's RPI: 224	
RPI	S	Opponent	Score	RPI	S	Opponent	Score	RPI	S	Opponent	Score	RPI	S	Opponent	Score		
								85	A	Navy	51	70	143	A	William & Mary	80	74
													144	H	Bethune-Cookman	51	58
													147	H	High Point	56	59
													182	N	Bowling Green	50	59
													220	A	East Carolina	46	51
													223	A	N. C. A&T	51	53
													229	H	Loyola Maryland	58	61
													232	H	UNCG	64	63
													242	A	Campbell	53	27
													263	H	Morgan St.	53	55
													267	H	Towson	86	76
													287	N	St. Francis Brooklyn	52	51
													293	H	Coppin St.	71	57
													308	A	VCU	66	52
													327	A	South Carolina St.	71	67
													333	A	N. C. Central	75	60
													340	H	Florida A&M	70	49
													342	A	Savannah St.	78	58
													349	A	Longwood	64	45
LAST 12 Division I GAMES:																	
				263	H	Morgan St.	53	55	333	A	N. C. Central	75	60				
				223	A	N. C. A&T	51	53	293	H	Coppin St.	71	57				
				340	H	Florida A&M	70	49	349	A	Longwood	64	45				
				144	H	Bethune-Cookman	51	58	143	A	William & Mary	80	74				
				342	A	Savannah St.	78	58	242	A	Campbell	53	27				
				327	A	South Carolina St.	71	67	232	H	UNCG	64	63				

Non-Div I Games:

Norfolk St.

Loss,
Non-Conf, S Site, H Home
A Away
N Neutral

Average RPI Win:	163	WON-LOST	WINNING	LAST 10	STRENGTH OF	OPP. STRENGTH	TEAM	ADJ.	CONF.	ADJ CONF.
Average RPI Loss:	75	RECORD	PCT. RANK	GAMES	SCHEDULE	OF SCHEDULE	RPI	RPI	RPI	RPI
DIV. I ONLY	14- 8	97	4- 6	47	67	84	84	1	1	
DIV. I NON-CONF.	10- 3	51	2- 1	113	259	99	99	1	1	

TOTALS	RPI 1-25	RPI 26-50	W-L RECORDS	RPI 51-100	RPI 101-999	RPI 201+				
14- 8	1- 3	0- 1	OVERALL	1- 1	12- 3	4- 0				
11- 4	1- 1	0- 0	HOME	1- 1	9- 2	3- 0				
1- 4	0- 2	0- 1	AWAY	0- 0	1- 1	0- 0				
2- 0	0- 0	0- 0	NEUTRAL	0- 0	2- 0	1- 0				
10- 3	0- 0	0- 0	NON-CONFERENCE	1- 1	9- 2	4- 0				
8- 3	0- 0	0- 0	HOME	1- 1	7- 2	3- 0				
0- 0	0- 0	0- 0	AWAY	0- 0	0- 0	0- 0				
2- 0	0- 0	0- 0	NEUTRAL	0- 0	2- 0	1- 0				
4- 5	1- 3	0- 1	CONFERENCE	0- 0	3- 1	0- 0				
3- 1	1- 1	0- 0	HOME	0- 0	2- 0	0- 0				
1- 4	0- 2	0- 1	AWAY	0- 0	1- 1	0- 0				
0- 0	0- 0	0- 0	NEUTRAL	0- 0	0- 0	0- 0				

RPI 1-25				RPI 26-50				RPI 51-100				RPI 101+			
RPI	S	Opponent	Score	RPI	S	Opponent	Score	RPI	S	Opponent	Score	RPI	S	Opponent	Score
2	A	Notre Dame	62 94	29	A	Vi rgi ni a	70 82	51	H	Mi nneseota	88 83	101	H	South Ala.	84 85
6	A	Florida St.	65 103					61	H	Mercer	86 97	102	A	Wake Forest	79 76
13	H	NC State	53 66									127	H	Col orado	87 80
14	H	Duke	92 86									134	H	Cl emson	59 52
												141	N	Washi ngton	90 78
												142	H	Pi ttsburgh	68 67
												157	H	Hartford	90 70
												170	H	Radford	79 46
												186	H	Hampton	66 70
												187	H	Furman	84 56
												199	A	Boston Col lege	64 77
												247	N	Grambl ing	79 63
												256	H	Presbyteri an	91 56
												269	H	Appal achi an St.	56 43
												281	H	UNCW	86 60

LAST 12 Di vi si on I GAMES:															
2	A	Notre Dame	62 94	142	H	Pi ttsburgh	68 67								
29	A	Vi rgi ni a	70 82	199	A	Boston Col lege	64 77								
14	H	Duke	92 86	6	A	Fl ori da St.	65 103								
13	H	NC State	53 66	61	H	Mercer	86 97								
102	A	Wake Forest	79 76	247	N	Grambl ing	79 63								
134	H	Cl emson	59 52	141	N	Washi ngton	90 78								

Non-Div I Games:

North Carolina

Average RPI Win:	198	WON-LOST	WINNING	LAST 10	STRENGTH OF	OPP. STRENGTH	TEAM	ADJ.	CONF.	ADJ CONF.
Average RPI Loss:	140	RECORD	PCT. RANK	GAMES	SCHEDULE	OF SCHEDULE	RPI	RPI	RPI	RPI
DIV. I ONLY	8- 12	227	3- 7	54	259	163	163	19	19	
DIV. I NON-CONF.	5- 4	146	0- 1	53	180	64	64	15	15	

TOTALS	RPI 1-25	RPI 26-50	W-L RECORDS	RPI 51-100	RPI 101-999	RPI 201+				
8- 12	0- 1	1- 1	OVERALL	0- 2	7- 8	4- 3				
6- 2	0- 0	1- 0	HOME	0- 0	5- 2	3- 1				
1- 10	0- 1	0- 1	AWAY	0- 2	1- 6	1- 2				
1- 0	0- 0	0- 0	NEUTRAL	0- 0	1- 0	0- 0				
5- 4	0- 1	0- 1	NON-CONFERENCE	0- 2	5- 0	3- 0				
3- 0	0- 0	0- 0	HOME	0- 0	3- 0	2- 0				
1- 4	0- 1	0- 1	AWAY	0- 2	1- 0	1- 0				
1- 0	0- 0	0- 0	NEUTRAL	0- 0	1- 0	0- 0				
3- 8	0- 0	1- 0	CONFERENCE	0- 0	2- 8	1- 3				
3- 2	0- 0	1- 0	HOME	0- 0	2- 2	1- 1				
0- 6	0- 0	0- 0	AWAY	0- 0	0- 6	0- 2				
0- 0	0- 0	0- 0	NEUTRAL	0- 0	0- 0	0- 0				

RPI 1-25				RPI 26-50				RPI 51-100				RPI 101+ Team's RPI: 163			
RPI	S	Opponent	Score	RPI	S	Opponent	Score	RPI	S	Opponent	Score	RPI	S	Opponent	Score
9	A	Baylor	43 105	34	H	Northern Colo.	78 70	57	A	Oregon St.	55 65	104	N	Lamar University	73 70
				42	A	South Dakota St.	52 66	72	A	South Dakota	71 76	139	A	Weber St.	69 80
												161	A	Idaho	75 80
												161	H	Idaho	64 78
												167	H	UNI	80 72
												169	A	Idaho St.	46 57
												196	A	Eastern Wash.	70 74
												196	H	Eastern Wash.	81 79
												221	A	Montana St.	56 72
												221	H	Montana St.	79 70
												227	A	Montana	51 53
												227	H	Montana	43 54
												266	H	North Dakota St.	79 68
												291	H	Massachusetts	82 52
												305	A	UTSA	60 47

LAST 12 Division I GAMES:															
227	A	Montana	51 53	169	A	Idaho St.	46 57	221	H	Montana St.	79 70	227	H	Montana	43 54
221	A	Montana St.	56 72	221	H	Montana St.	79 70	196	A	Eastern Wash.	70 74	161	A	Idaho	75 80
161	H	Idaho	64 78	196	A	Eastern Wash.	70 74	161	A	Idaho	75 80	72	A	South Dakota	71 76
196	H	Eastern Wash.	81 79	34	H	Northern Colo.	78 70								
34	H	Northern Colo.	78 70	139	A	Weber St.	69 80								

Non-Div I Games: Mayville St. 82 54 Southwest Minn. St. 85 62

North Dakota

Average RPI Win:	314	WON-LOST	WINNING	LAST 10	STRENGTH OF	OPP. STRENGTH	TEAM	ADJ.	CONF.	ADJ CONF.
Average RPI Loss:	137	RECORD	PCT. RANK	GAMES	SCHEDULE	OF SCHEDULE	RPI	RPI	RPI	RPI
DIV. I ONLY	5- 15	295	1- 8	155	251	266	266	14	14	
DIV. I NON-CONF.	4- 7	226	1- 1	281	326	276	276	17	17	

TOTALS	RPI 1-25	RPI 26-50	W-L RECORDS	RPI 51-100	RPI 101-999	RPI 201+				
5- 15	0- 0	0- 2	OVERALL	0- 3	5- 10	5- 3				
3- 4	0- 0	0- 1	HOME	0- 1	3- 2	3- 1				
1- 10	0- 0	0- 1	AWAY	0- 2	1- 7	1- 2				
1- 1	0- 0	0- 0	NEUTRAL	0- 0	1- 1	1- 0				
4- 7	0- 0	0- 0	NON-CONFERENCE	0- 1	4- 6	4- 1				
2- 2	0- 0	0- 0	HOME	0- 0	2- 2	2- 1				
1- 4	0- 0	0- 0	AWAY	0- 1	1- 3	1- 0				
1- 1	0- 0	0- 0	NEUTRAL	0- 0	1- 1	1- 0				
1- 8	0- 0	0- 2	CONFERENCE	0- 2	1- 4	1- 2				
1- 2	0- 0	0- 1	HOME	0- 1	1- 0	1- 0				
0- 6	0- 0	0- 1	AWAY	0- 1	0- 4	0- 2				
0- 0	0- 0	0- 0	NEUTRAL	0- 0	0- 0	0- 0				

RPI 1-25				RPI 26-50				RPI 51-100				RPI 101+				Team's RPI: 266	
RPI	S	Opponent	Score	RPI	S	Opponent	Score	RPI	S	Opponent	Score	RPI	S	Opponent	Score		
				42	A	South Dakota St.	63 83	72	A	South Dakota	54 80	105	A	Western Ill.	72 97		
				42	H	South Dakota St.	64 85	72	H	South Dakota	67 82	115	A	Milwaukee	38 74		
								85	A	Navy	54 67	120	N	Central Ark.	45 68		
												127	A	Colorado	59 108		
												160	H	Cal Poly	69 73		
												163	A	North Dakota	68 79		
												192	A	Denver	79 98		
												207	A	Oral Roberts	48 71		
												235	A	Omaha	67 80		
												288	A	FIU	71 68		
												291	H	Massachusetts	82 70		
												317	H	Fort Wayne	72 56		
												321	H	UTRGV	79 82		
												330	N	UMBC	67 53		
												344	H	NJIT	105 58		
LAST 12 Division I GAMES:																	
				72	A	South Dakota	54 80	207	A	Oral Roberts	48 71						
				42	H	South Dakota St.	64 85	42	A	South Dakota St.	63 83						
				105	A	Western Ill.	72 97	72	H	South Dakota	67 82						
				235	A	Omaha	67 80	120	N	Central Ark.	45 68						
				317	H	Fort Wayne	72 56	288	A	FIU	71 68						
				192	A	Denver	79 98	160	H	Cal Poly	69 73						

Non-Div I Games: Valley City St. 67 58 Mayville St. 87 43 Dakota St. 97 42

North Dakota St.

Average RPI Win:	224	WON-LOST	WINNING	LAST 10	STRENGTH OF	OPP. STRENGTH	TEAM	ADJ.	CONF.	ADJ CONF.
Average RPI Loss:	164	RECORD	PCT. RANK	GAMES	SCHEDULE	OF SCHEDULE	RPI	RPI	RPI	RPI
DIV. I ONLY	7- 13	256	3- 7	181	205	237	237	22	22	
DIV. I NON-CONF.	4- 8	239	1- 2	130	176	191	191	21	21	

TOTALS	RPI 1-25	RPI 26-50	W-L RECORDS	RPI 51-100	RPI 101-999	RPI 201+				
7- 13	0- 2	1- 2	OVERALL	0- 0	6- 9	5- 5				
4- 4	0- 0	1- 0	HOME	0- 0	3- 4	2- 2				
3- 8	0- 2	0- 2	AWAY	0- 0	3- 4	3- 2				
0- 1	0- 0	0- 0	NEUTRAL	0- 0	0- 1	0- 1				
4- 8	0- 2	0- 2	NON-CONFERENCE	0- 0	4- 4	3- 3				
2- 1	0- 0	0- 0	HOME	0- 0	2- 1	1- 1				
2- 6	0- 2	0- 2	AWAY	0- 0	2- 2	2- 1				
0- 1	0- 0	0- 0	NEUTRAL	0- 0	0- 1	0- 1				
3- 5	0- 0	1- 0	CONFERENCE	0- 0	2- 5	2- 2				
2- 3	0- 0	1- 0	HOME	0- 0	1- 3	1- 1				
1- 2	0- 0	0- 0	AWAY	0- 0	1- 2	1- 1				
0- 0	0- 0	0- 0	NEUTRAL	0- 0	0- 0	0- 0				

RPI 1-25				RPI 26-50				RPI 51-100				RPI 101+ Team's RPI: 237			
RPI	S	Opponent	Score	RPI	S	Opponent	Score	RPI	S	Opponent	Score	RPI	S	Opponent	Score
6	A	Florida St.	51 109	32	A	Michigan	34 79					110	H	Jacksonville	48 66
19	A	Georgia	37 75	38	H	FGCU	75 73					144	H	Bethune-Cookman	70 63
				44	A	West Virginia	59 87					155	A	Stetson	55 68
												155	H	Stetson	51 68
												179	A	Fla. Atlantic	75 83
												216	A	Morehead St.	61 56
												240	H	Northern Ky.	58 50
												261	H	Lipscomb	69 73
												262	H	Col. of Charleston	69 73
												272	A	Wofford	57 69
												292	H	Kennesaw St.	77 72
												295	N	Monmouth	57 67
												296	A	USC Upstate	65 61
												340	A	Florida A&M	77 68
												344	A	NJIT	65 75

LAST 12 Division I GAMES:															
155	H	Stetson	51 68	292	H	Kennesaw St.	77 72	110	H	Jacksonville	48 66	272	A	Wofford	57 69
38	H	FGCU	75 73					19	A	Georgia	37 75	240	H	Northern Ky.	58 50
155	A	Stetson	55 68					262	H	Col. of Charleston	69 73				
344	A	NJIT	65 75												
296	A	USC Upstate	65 61												
261	H	Lipscomb	69 73												

Non-Div I Games: Warner 74 38 Edward Waters 73 47 Webber Int'l 81 53

North Florida

Average RPI Win: 254

Average RPI Loss: 145

WON-LOST
RECORDWINNING
PCT. RANKLAST 10
GAMESSTRENGTH OF
SCHEDULEOPP. STRENGTH
OF SCHEDULETEAM
RPIADJ.
RPICONF.
RPIADJ CONF.
RPIDIV. I ONLY
DIV. I NON-CONF.8- 10
6- 3213
872- 7
1- 1289
346149
73252
240252
24018
1918
19

TOTALS

RPI 1-25

RPI 26-50

W-L RECORDS

RPI 51-100

RPI 101-999

RPI 201+

8- 10

0- 0

0- 1

OVERALL

0- 3

8- 6

6- 2

5- 4

0- 0

0- 1

HOME

0- 1

5- 2

3- 0

1- 6

0- 0

0- 0

AWAY

0- 2

1- 4

1- 2

2- 0

0- 0

0- 0

NEUTRAL

0- 0

2- 0

2- 0

6- 3

0- 0

0- 0

NON-CONFERENCE

0- 2

6- 1

5- 1

3- 1

0- 0

0- 0

HOME

0- 1

3- 0

2- 0

1- 2

0- 0

0- 0

AWAY

0- 1

1- 1

1- 1

2- 0

0- 0

0- 0

NEUTRAL

0- 0

2- 0

2- 0

2- 7

0- 0

0- 1

CONFERENCE

0- 1

2- 5

1- 1

2- 3

0- 0

0- 1

HOME

0- 0

2- 2

1- 0

0- 4

0- 0

0- 0

AWAY

0- 1

0- 3

0- 1

0- 0

0- 0

0- 0

NEUTRAL

0- 0

0- 0

0- 0

RPI 1-25

RPI 26-50

RPI 51-100

RPI 101+

Team's RPI: 252

RPI S Opponent Score

RPI S Opponent Score

RPI S Opponent Score

RPI S Opponent Score

43 H Western Ky.

65 79

69 A Indiana 63 68

108 H Ri ce 49 50

80 A UAB 52 68

122 H UTEP 48 50

88 H Kansas St. 54 55

130 A Mi ddl e Tenn. 48 56

171 H Tul sa 66 43

181 H Charl otte 73 68

188 A Loui si ana Tech 53 61

214 H SMU 47 40

225 H La Sal l e 70 44

279 N Coastal Caro. 50 34

304 N Detroi t Mercy 63 57

305 A UTSA 58 70

310 H Ol d Domi ni on 63 46

314 A Ill. -Chi cago 67 70

346 A Eastern Ill. 63 61

LAST 12 Di vi si on I GAMES:

305 A UTSA 58 70

310 H Ol d Domi ni on 63 46

122 H UTEP 48 50

108 H Ri ce 49 50

43 H Western Ky. 65 79

188 A Loui si ana Tech 53 61

80 A UAB 52 68

346 A Eastern Ill. 63 61

130 A Mi ddl e Tenn. 48 56

314 A Ill. -Chi cago 67 70

181 H Charl otte 73 68

225 H La Sal l e 70 44

Non-Di v I Games:

Mid-Amer. Christian 86 52

Tex. A&M Int'l 64 38

Okla. Panhandle 63 41

North Texas

Loss, Non-Conf, S Site, H Home A Away N Neutral

Average RPI Win:	240	WON-LOST	WINNING	LAST 10	STRENGTH OF	OPP. STRENGTH	TEAM	ADJ.	CONF.	ADJ CONF.
Average RPI Loss:	120	RECORD	PCT. RANK	GAMES	SCHEDULE	OF SCHEDULE	RPI	RPI	RPI	RPI
DIV. I ONLY	11- 10	162	6- 4	140	233	151	151	10	10	
DIV. I NON-CONF.	5- 6	187	1- 1	198	317	216	216	12	12	

TOTALS	RPI 1-25	RPI 26-50	W-L RECORDS	RPI 51-100	RPI 101-999	RPI 201+				
11- 10	0- 0	0- 3	OVERALL	0- 3	11- 4	8- 2				
5- 4	0- 0	0- 1	HOME	0- 2	5- 1	3- 0				
5- 4	0- 0	0- 1	AWAY	0- 1	5- 2	4- 1				
1- 2	0- 0	0- 1	NEUTRAL	0- 0	1- 1	1- 1				
5- 6	0- 0	0- 1	NON-CONFERENCE	0- 1	5- 4	4- 2				
2- 2	0- 0	0- 0	HOME	0- 1	2- 1	1- 0				
2- 2	0- 0	0- 0	AWAY	0- 0	2- 2	2- 1				
1- 2	0- 0	0- 1	NEUTRAL	0- 0	1- 1	1- 1				
6- 4	0- 0	0- 2	CONFERENCE	0- 2	6- 0	4- 0				
3- 2	0- 0	0- 1	HOME	0- 1	3- 0	2- 0				
3- 2	0- 0	0- 1	AWAY	0- 1	3- 0	2- 0				
0- 0	0- 0	0- 0	NEUTRAL	0- 0	0- 0	0- 0				

RPI 1-25				RPI 26-50				RPI 51-100				RPI 101+ Team's RPI: 151			
RPI	S	Opponent	Score	RPI	S	Opponent	Score	RPI	S	Opponent	Score	RPI	S	Opponent	Score
45	N	Houston	64 72	73	A	El on	71 78	125	A	Del aware	64 53				
50	A	Drexel	50 58	74	H	Harvard	69 79	143	H	William & Mary	64 46				
50	H	Drexel	58 69	83	H	James Madi son	57 60	158	A	New Hampshi re	50 65				
								177	H	Mari st	78 72				
								191	H	Provi dence	95 98				
								204	A	Boston U.	73 74				
								238	N	New Mexico St.	65 64				
								257	H	Fairfield	63 43				
								262	H	Col. of Charleston	59 37				
								267	A	Towson	70 61				
								273	N	Illinois St.	55 65				
								281	A	UNCW	54 47				
								281	H	UNCW	56 39				
								291	A	Massachusetts	64 54				
								313	A	Vermont	71 66				
LAST 12 Division I GAMES:															
281	H	UNCW	56 39	73	A	El on	71 78								
50	A	Drexel	50 58	281	A	UNCW	54 47								
125	A	Del aware	64 53	83	H	James Madi son	57 60								
143	H	William & Mary	64 46	267	A	Towson	70 61								
50	H	Drexel	58 69	273	N	Illinois St.	55 65								
262	H	Col. of Charleston	59 37	238	N	New Mexico St.	65 64								

Non-Div I Games:

Northeastern

Average RPI Win: 205		WON-LOST RECORD	WINNING PCT. RANK	LAST 10 GAMES	STRENGTH OF SCHEDULE	OPP. STRENGTH OF SCHEDULE	TEAM RPI	ADJ. RPI	CONF. RPI	ADJ CONF. RPI
Average RPI Loss: 202										
DIV. I ONLY		3- 18	321	1- 9	167	344	324	324	19	19
DIV. I NON-CONF.		2- 8	290	0- 1	238	333	318	318	15	15
TOTALS		RPI 1-25	RPI 26-50	W-L RECORDS		RPI 51-100	RPI 101-999	RPI 201+		
3- 18	0- 0		0- 0	OVERALL		0- 0	3- 18	1- 9		
2- 8	0- 0		0- 0	HOME		0- 0	2- 8	1- 5		
0- 10	0- 0		0- 0	AWAY		0- 0	0- 10	0- 4		
1- 0	0- 0		0- 0	NEUTRAL		0- 0	1- 0	0- 0		
2- 8	0- 0		0- 0	NON-CONFERENCE		0- 0	2- 8	1- 4		
1- 4	0- 0		0- 0	HOME		0- 0	1- 4	1- 2		
0- 4	0- 0		0- 0	AWAY		0- 0	0- 4	0- 2		
1- 0	0- 0		0- 0	NEUTRAL		0- 0	1- 0	0- 0		
1- 10	0- 0		0- 0	CONFERENCE		0- 0	1- 10	0- 5		
1- 4	0- 0		0- 0	HOME		0- 0	1- 4	0- 3		
0- 6	0- 0		0- 0	AWAY		0- 0	0- 6	0- 2		
0- 0	0- 0		0- 0	NEUTRAL		0- 0	0- 0	0- 0		

RPI 1-25				RPI 26-50				RPI 51-100				RPI 101+				Team's RPI: 324	
RPI	S	Opponent	Score	RPI	S	Opponent	Score	RPI	S	Opponent	Score	RPI	S	Opponent	Score		
												108	H	Rice	83	88	
												139	A	Weber St.	63	77	
												139	H	Weber St.	76	75	
												160	H	Cal Poly	73	89	
												161	A	Idaho	68	83	
												169	A	Idaho St.	59	76	
												169	H	Idaho St.	55	75	
												185	A	CSUN	69	78	
												192	A	Denver	73	80	
												193	N	Boise St.	62	60	
												196	A	Eastern Wash.	62	82	
												203	H	UC Santa Barbara	93	96	
												221	A	Montana St.	39	81	
												221	H	Montana St.	56	78	
												227	A	Montana	62	70	
												227	H	Montana	52	69	
												228	A	Youngstown St.	67	69	
												251	A	Hawai i	68	84	
												278	H	Grand Canyon	54	72	
												283	H	Arizona	84	66	
												301	H	Southern Utah	57	60	
LAST 12 Division I GAMES:																	
				139	A	Weber St.	63	77	301	H	Southern Utah	57	60				
				169	A	Idaho St.	59	76	169	H	Idaho St.	55	75				
				227	H	Montana	52	69	139	H	Weber St.	76	75				
				221	H	Montana St.	56	78	221	A	Montana St.	39	81				
				161	A	Idaho	68	83	227	A	Montana	62	70				
				196	A	Eastern Wash.	62	82	185	A	CSUN	69	78				

Non-Div I Games:	Antelope Valley	104	49
------------------	-----------------	-----	----

Northern Ari z.

■ Loss, ■ Non-Conf, S Site, H Home A Away N Neutral

Average RPI Win:	166	WON-LOST	WINNING	LAST 10	STRENGTH OF	OPP. STRENGTH	TEAM	ADJ.	CONF.	ADJ CONF.
Average RPI Loss:	115	RECORD	PCT. RANK	GAMES	SCHEDULE	OF SCHEDULE	RPI	RPI	RPI	RPI
DIV. I ONLY	16- 6	59	7- 3	35	202	34	34	19	19	
DIV. I NON-CONF.	8- 3	65	1- 0	29	63	25	25	15	15	

TOTALS	RPI 1-25	RPI 26-50	W-L RECORDS	RPI 51-100	RPI 101-999	RPI 201+				
16- 6	1- 0	1- 0	OVERALL	0- 2	14- 4	5- 0				
7- 2	0- 0	1- 0	HOME	0- 0	6- 2	2- 0				
8- 4	1- 0	0- 0	AWAY	0- 2	7- 2	3- 0				
1- 0	0- 0	0- 0	NEUTRAL	0- 0	1- 0	0- 0				
8- 3	1- 0	1- 0	NON-CONFERENCE	0- 2	6- 1	1- 0				
4- 1	0- 0	1- 0	HOME	0- 0	3- 1	0- 0				
3- 2	1- 0	0- 0	AWAY	0- 2	2- 0	1- 0				
1- 0	0- 0	0- 0	NEUTRAL	0- 0	1- 0	0- 0				
8- 3	0- 0	0- 0	CONFERENCE	0- 0	8- 3	4- 0				
3- 1	0- 0	0- 0	HOME	0- 0	3- 1	2- 0				
5- 2	0- 0	0- 0	AWAY	0- 0	5- 2	2- 0				
0- 0	0- 0	0- 0	NEUTRAL	0- 0	0- 0	0- 0				

RPI 1-25				RPI 26-50				Team's RPI: 34				RPI 51-100				RPI 101+			
RPI	S	Opponent	Score	RPI	S	Opponent	Score	RPI	S	Opponent	Score	RPI	S	Opponent	Score	RPI	S	Opponent	Score
23	A	DePaul	94 88	27	H	LSU	58 50	52	A	Qui nni pi ac	49 60	107	N	Liberty	65 57	109	H	Colorado St.	44 55
								66	A	Fordham	33 48					116	H	BYU	79 74
												139	A	Weber St.	73 82	149	H	Paci fi c	80 55
												161	A	Idaho	78 72	161	H	Idaho	71 79
												163	A	North Dakota	70 78	166	H	San Franci sco	73 60
												169	A	Idaho St.	63 57	192	A	Denver	71 63
												196	A	Eastern Wash.	70 65	196	H	Eastern Wash.	68 62
												221	A	Montana St.	78 63	221	H	Montana St.	82 69
												227	A	Montana	64 58	227	H	Montana	68 50
												259	A	UMKC	88 73				
LAST 12 Division I GAMES:																			
221	A	Montana St.	78 63	139	A	Weber St.	73 82												
227	A	Montana	64 58	227	H	Montana	68 50												
196	H	Eastern Wash.	68 62	221	H	Montana St.	82 69												
161	H	Idaho	71 79	161	A	Idaho	78 72												
163	A	North Dakota	70 78	196	A	Eastern Wash.	70 65												
169	A	Idaho St.	63 57	107	N	Liberty	65 57												

Non-Div I Games:

Northern Colo.

Average RPI Win:	214	WON-LOST	WINNING	LAST 10	STRENGTH OF	OPP. STRENGTH	TEAM	ADJ.	CONF.	ADJ CONF.
Average RPI Loss:	83	RECORD	PCT. RANK	GAMES	SCHEDULE	OF SCHEDULE	RPI	RPI	RPI	RPI
DIV. I ONLY	11- 11	172	3- 7	138	117	133	133	7	7	
DIV. I NON-CONF.	8- 3	65	0- 1	305	239	132	132	8	8	

TOTALS	RPI 1-25	RPI 26-50	W-L RECORDS	RPI 51-100	RPI 101-999	RPI 201+				
11- 11	1- 1	0- 2	OVERALL	0- 5	10- 3	6- 1				
5- 3	1- 0	0- 1	HOME	0- 1	4- 1	2- 1				
5- 6	0- 0	0- 0	AWAY	0- 1	5- 0	3- 0				
1- 2	0- 0	0- 0	NEUTRAL	0- 1	1- 1	1- 0				
8- 3	0- 1	0- 0	NON-CONFERENCE	0- 1	8- 1	6- 0				
3- 0	0- 0	0- 0	HOME	0- 0	3- 0	2- 0				
4- 1	0- 1	0- 0	AWAY	0- 0	4- 0	3- 0				
1- 2	0- 0	0- 0	NEUTRAL	0- 1	1- 1	1- 0				
3- 8	1- 0	0- 2	CONFERENCE	0- 4	2- 2	0- 1				
2- 3	1- 0	0- 1	HOME	0- 1	1- 1	0- 1				
1- 5	0- 0	0- 1	AWAY	0- 3	1- 1	0- 0				
0- 0	0- 0	0- 0	NEUTRAL	0- 0	0- 0	0- 0				

RPI 1-25				RPI 26-50				RPI 51-100				RPI 101+ Team's RPI: 133			
RPI	S	Opponent	Score	RPI	S	Opponent	Score	RPI	S	Opponent	Score	RPI	S	Opponent	Score
18	H	Buffalo	86 84	30	H	Central Mich.	78 81	62	A	Toledo	60 63	104	N	Lamar University	80 90
25	A	Iowa	80 105	39	A	Ball St.	72 81	65	N	Albany (NY)	91 97	105	H	Western Ill.	96 94
								75	A	Ohio	75 77	111	A	Western Mich.	83 88
								94	A	Miami (OH)	65 67	132	A	SIUE	86 75
								94	H	Miami (OH)	62 77	138	A	Kent St.	72 62
												138	H	Kent St.	81 79
												209	H	Eastern Mich.	76 83
												230	H	Bradley	76 52
												284	N	Sacramento St.	84 75
												305	A	UTSA	69 55
												318	H	Loyola Chicago	80 71
												345	A	Chicago St.	80 59
												346	A	Eastern Ill.	93 64

LAST 12 Division I GAMES:															
138	A	Kent St.	72 62	62	A	Toledo	60 63	111	A	Western Mich.	83 88				
94	H	Miami (OH)	62 77	18	H	Buffalo	86 84	138	H	Kent St.	81 79				
39	A	Ball St.	72 81	94	A	Miami (OH)	65 67	65	N	Albany (NY)	91 97				
75	A	Ohio	75 77												
209	H	Eastern Mich.	76 83												
30	H	Central Mich.	78 81												

Non-Div I Games:

Northern Ill.

Average RPI Win:	177	WON-LOST	WINNING	LAST 10	STRENGTH OF	OPP. STRENGTH	TEAM	ADJ.	CONF.	ADJ CONF.
Average RPI Loss:	155	RECORD	PCT. RANK	GAMES	SCHEDULE	OF SCHEDULE	RPI	RPI	RPI	RPI
DIV. I ONLY	5- 17	304	3- 7	78	223	240	240	11	11	
DIV. I NON-CONF.	1- 9	318	0- 0	193	301	307	307	13	13	

TOTALS	RPI 1-25	RPI 26-50	W-L RECORDS	RPI 51-100	RPI 101-999	RPI 201+				
5- 17	1- 1	0- 0	OVERALL	0- 3	4- 13	2- 6				
2- 8	1- 0	0- 0	HOME	0- 3	1- 5	1- 1				
3- 8	0- 1	0- 0	AWAY	0- 0	3- 7	1- 5				
0- 1	0- 0	0- 0	NEUTRAL	0- 0	0- 1	0- 0				
1- 9	0- 0	0- 0	NON-CONFERENCE	0- 1	1- 8	0- 4				
0- 4	0- 0	0- 0	HOME	0- 1	0- 3	0- 1				
1- 4	0- 0	0- 0	AWAY	0- 0	1- 4	0- 3				
0- 1	0- 0	0- 0	NEUTRAL	0- 0	0- 1	0- 0				
4- 8	1- 1	0- 0	CONFERENCE	0- 2	3- 5	2- 2				
2- 4	1- 0	0- 0	HOME	0- 2	1- 2	1- 0				
2- 4	0- 1	0- 0	AWAY	0- 0	2- 3	1- 2				
0- 0	0- 0	0- 0	NEUTRAL	0- 0	0- 0	0- 0				

RPI	S	Opponent	Score	RPI	S	Opponent	Score	RPI	S	Opponent	Score	RPI	S	Opponent	Score	Team's RPI: 240
12	A	Green Bay	41 58					64	H	IUPUI	35 71	110	N	Jacksonville	49 61	
12	H	Green Bay	62 54					69	H	Indiana	56 67	115	A	Milwaukee	60 57	
								93	H	Wright St.	63 68	115	H	Milwaukee	49 52	
												126	A	Cleveland St.	49 72	
												126	H	Cleveland St.	65 70	
												138	H	Kent St.	54 59	
												140	A	ETSU	57 45	
												148	H	Robert Morris	50 59	
												155	A	Stetson	56 67	
												208	A	Oakland	53 79	
												228	A	Youngstown St.	51 54	
												231	H	Austin Peay	52 53	
												237	A	North Florida	50 58	
												273	A	Illinois St.	37 49	
												302	A	Murray St.	87 98	
												304	A	Detroit Mercy	78 67	
												314	H	Ill.-Chicago	61 53	

LAST 12 Division I GAMES:																
115	A	Milwaukee	60 57	126	H	Cleveland St.	65 70									
12	A	Green Bay	41 58	93	H	Wright St.	63 68									
126	A	Cleveland St.	49 72	208	A	Oakland	53 79									
228	A	Youngstown St.	51 54	304	A	Detroit Mercy	78 67									
314	H	Ill.-Chicago	61 53	12	H	Green Bay	62 54									
64	H	IUPUI	35 71	115	H	Milwaukee	49 52									

Non-Div I Games: Oakland City 103 25

Northern Ky.

Average RPI	Win: 229	WON-LOST	WINNING	LAST 10	STRENGTH OF	OPP. STRENGTH	TEAM	ADJ.	CONF.	ADJ CONF.
Average RPI	Loss: 68	RECORD	PCT. RANK	GAMES	SCHEDULE	OF SCHEDULE	RPI	RPI	RPI	RPI
DIV. I ONLY	9- 14	231	3- 7	82	87	183	183	3	3	
DIV. I NON-CONF.	7- 7	170	1- 2	163	145	180	180	4	4	

TOTALS	RPI 1-25	RPI 26-50	W-L RECORDS	RPI 51-100	RPI 101-999	RPI 201+				
9- 14	0- 3	0- 3	OVERALL	0- 4	9- 4	5- 0				
5- 7	0- 3	0- 1	HOME	0- 2	5- 1	3- 0				
3- 5	0- 0	0- 0	AWAY	0- 1	3- 0	2- 0				
1- 2	0- 0	0- 0	NEUTRAL	0- 1	1- 1	0- 0				
7- 7	0- 2	0- 1	NON-CONFERENCE	0- 1	7- 3	5- 0				
4- 3	0- 2	0- 0	HOME	0- 0	4- 1	3- 0				
2- 2	0- 0	0- 1	AWAY	0- 0	2- 1	2- 0				
1- 2	0- 0	0- 0	NEUTRAL	0- 1	1- 1	0- 0				
2- 7	0- 1	0- 2	CONFERENCE	0- 3	2- 1	0- 0				
1- 4	0- 1	0- 1	HOME	0- 2	1- 0	0- 0				
1- 3	0- 0	0- 1	AWAY	0- 1	1- 1	0- 0				
0- 0	0- 0	0- 0	NEUTRAL	0- 0	0- 0	0- 0				

RPI 1-25				RPI 26-50				RPI 51-100				RPI 101+ Team's RPI: 183			
RPI	S	Opponent	Score	RPI	S	Opponent	Score	RPI	S	Opponent	Score	RPI	S	Opponent	Score
12	H	Green Bay	57 63	32	H	Mi chi gan	59 80	51	H	Minnesota	63 90	106	N	Auburn	49 48
22	H	Maryl and	65 68	35	A	Syracuse	74 81	54	H	Nebraska	59 69	114	A	Missouri St.	59 90
23	H	DePaul	63 92	37	A	Purdue	60 63	56	A	Mi chi gan St.	51 81	115	H	Milwaukee	57 66
								92	N	Chattanooga	44 61	123	N	Georgetown	54 55
												184	A	Wisconsin	46 58
												184	H	Wisconsin	69 60
												195	A	Illinois	74 59
												201	H	Stony Brook	68 36
												208	H	Oakland	88 70
												212	A	UT Martin	71 63
												268	H	Santa Clara	57 47
												345	A	Chicago St.	63 36
												346	H	Eastern Ill.	74 40

LAST 12 Division I GAMES:															
32	H	Mi chi gan	59 80	56	A	Mi chi gan St.	51 81								
22	H	Maryl and	65 68	195	A	Illinois	74 59								
184	A	Wisconsin	46 58	51	H	Minnesota	63 90								
37	A	Purdue	60 63	346	H	Eastern Ill.	74 40								
184	H	Wisconsin	69 60	12	H	Green Bay	57 63								
54	H	Nebraska	59 69	114	A	Missouri St.	59 90								

Non-Div I Games:

Northwestern

Average RPI Win:	296	WON-LOST	WINNING	LAST 10	STRENGTH OF	OPP. STRENGTH	TEAM	ADJ.	CONF.	ADJ CONF.
Average RPI Loss:	178	RECORD	PCT. RANK	GAMES	SCHEDULE	OF SCHEDULE	RPI	RPI	RPI	RPI
DIV. I ONLY	3- 15	316	2- 8	241	294	323	323	25	25	
DIV. I NON-CONF.	1- 6	306	0- 0	95	105	233	233	25	25	

TOTALS	RPI 1-25	RPI 26-50	W-L RECORDS	RPI 51-100	RPI 101-999	RPI 201+				
3- 15	0- 1	0- 0	OVERALL	0- 2	3- 12	3- 8				
2- 6	0- 0	0- 0	HOME	0- 0	2- 6	2- 3				
1- 8	0- 0	0- 0	AWAY	0- 0	1- 1	1- 0				
0- 1	0- 0	0- 0	NEUTRAL	0- 0	0- 1	0- 1				
1- 6	0- 1	0- 0	NON-CONFERENCE	0- 2	1- 3	1- 1				
0- 1	0- 0	0- 0	HOME	0- 0	0- 1	0- 0				
1- 4	0- 1	0- 0	AWAY	0- 2	1- 1	1- 0				
0- 1	0- 0	0- 0	NEUTRAL	0- 0	0- 1	0- 1				
2- 9	0- 0	0- 0	CONFERENCE	0- 0	2- 9	2- 7				
2- 5	0- 0	0- 0	HOME	0- 0	2- 5	2- 3				
0- 4	0- 0	0- 0	AWAY	0- 0	0- 4	0- 4				
0- 0	0- 0	0- 0	NEUTRAL	0- 0	0- 0	0- 0				

RPI 1-25				RPI 26-50				RPI 51-100				RPI 101+ Team's RPI: 323			
RPI	S	Opponent	Score	RPI	S	Opponent	Score	RPI	S	Opponent	Score	RPI	S	Opponent	Score
11	A	Texas	44 68					55	A	TCU	51 89	120	H	Central Ark.	53 61
								58	A	Oklahoma St.	44 78	124	A	Ole Miss	44 75
												128	H	SFA	62 70
												159	H	Southern Miss.	59 71
												205	A	Abilene Christian	41 80
												226	A	New Orleans	63 81
												226	H	New Orleans	52 47
												248	N	Texas Southern	43 56
												254	H	Nicholls St.	63 79
												255	H	A&M-Corpus Christi	56 62
												274	A	McNeese	67 72
												274	H	McNeese	44 60
												285	A	Southeastern La.	65 71
												331	H	Sam Houston St.	63 60
												332	A	La. -Monroe	70 48
LAST 12 Division I GAMES:															
274	H	McNeese	44 60	205	A	Abilene Christian	41 80								
226	H	New Orleans	52 47	128	H	SFA	62 70								
120	H	Central Ark.	53 61	255	H	A&M-Corpus Christi	56 62								
226	A	New Orleans	63 81	274	A	McNeese	67 72								
285	A	Southeastern La.	65 71	254	H	Nicholls St.	63 79								
331	H	Sam Houston St.	63 60	55	A	TCU	51 89								

Non-Div I Games: LeTourneau 82 39 LSU-Shreveport 62 42 LSU-Alexandria 85 55 Central Baptist 87 22 Northwestern St.

Average RPI	Win:	77	WON-LOST	WINNING	LAST 10	STRENGTH OF	OPP. STRENGTH	TEAM	ADJ.	CONF.	ADJ CONF.
Average RPI	Loss:	3	RECORD	PCT. RANK	GAMES	SCHEDULE	OF SCHEDULE	RPI	RPI	RPI	RPI
DIV. I ONLY		21- 2	6	9- 1	1	6	2	2	1	1	
DIV. I NON-CONF.		12- 1	6	2- 0	2	9	2	2	1	1	

TOTALS	RPI 1-25		RPI 26-50		W-L RECORDS	RPI 51-100		RPI 101-999		RPI 201+	
21- 2	5- 2		4- 0		OVERALL	6- 0		6- 0		1- 0	
10- 0	3- 0		1- 0		HOME	3- 0		3- 0		1- 0	
8- 2	1- 2		2- 0		AWAY	3- 0		2- 0		0- 0	
3- 0	1- 0		1- 0		NEUTRAL	0- 0		1- 0		0- 0	
12- 1	4- 1		3- 0		NON-CONFERENCE	3- 0		2- 0		1- 0	
5- 0	3- 0		0- 0		HOME	1- 0		1- 0		1- 0	
4- 1	0- 1		2- 0		AWAY	2- 0		0- 0		0- 0	
3- 0	1- 0		1- 0		NEUTRAL	0- 0		1- 0		0- 0	
9- 1	1- 1		1- 0		CONFERENCE	3- 0		4- 0		0- 0	
5- 0	0- 0		1- 0		HOME	2- 0		2- 0		0- 0	
4- 1	1- 1		0- 0		AWAY	1- 0		2- 0		0- 0	
0- 0	0- 0		0- 0		NEUTRAL	0- 0		0- 0		0- 0	

RPI	S	Opponent	Score	RPI	S	Opponent	Score	RPI	S	Opponent	Score	RPI	S	Opponent	Score
1	A	UConn	71 80	28	N	South Fla.	76 66	56	H	Michigan St.	90 59	102	A	Wake Forest	96 73
4	A	Louisville	67 100	32	A	Michigan	83 63	57	A	Oregon St.	72 67	134	H	Clemson	90 37
6	A	Florida St.	100 69	35	H	Syracuse	87 72	60	H	Miami (FL)	83 76	140	N	ETSU	77 46
8	H	Tennessee	84 70	43	A	Western Ky.	78 65	71	A	Georgia Tech	77 54	142	A	Pittsburgh	87 53
21	N	South Carolina	92 85					84	H	North Carolina	94 62	199	H	Boston College	89 60
23	H	DePaul	91 82					87	A	Penn	66 54	275	H	Mt. St. Mary's	121 65
24	H	Marquette	91 85												

LAST 12 Division I GAMES:															
84	H	North Carolina	94 62	4	A	Louisville	67 100	71	A	Georgia Tech	77 54	60	H	Miami (FL)	83 76
6	A	Florida St.	100 69	102	A	Wake Forest	96 73	35	H	Syracuse	87 72	24	H	Marquette	91 85
142	A	Pittsburgh	87 53												
134	H	Clemson	90 37												
8	H	Tennessee	84 70												
199	H	Boston College	89 60												

Non-Div I Games:

Notre Dame

Oakland		Average RPI Win: 280	WON-LOST RECORD	WINNING PCT. RANK	LAST 10 GAMES	STRENGTH OF SCHEDULE	OPP. STRENGTH OF SCHEDULE	TEAM RPI	ADJ. RPI	CONF. RPI	ADJ CONF. RPI
Average RPI Loss: 97											
DIV. I ONLY	10- 11	195	4- 6	210	176	208	208	11	11		
DIV. I NON-CONF.	6- 4	122	1- 0	280	204	153	153	13	13		

TOTALS	RPI 1-25	RPI 26-50	W-L RECORDS	RPI 51-100	RPI 101-999	RPI 201+					
10- 11	0- 1	0- 2	OVERALL	0- 3	10- 5	10- 1					
4- 6	0- 1	0- 1	HOME	0- 1	4- 3	4- 1					
4- 5	0- 0	0- 1	AWAY	0- 2	4- 2	4- 0					
2- 0	0- 0	0- 0	NEUTRAL	0- 0	2- 0	2- 0					
6- 4	0- 0	0- 2	NON-CONFERENCE	0- 1	6- 1	6- 0					
2- 1	0- 0	0- 1	HOME	0- 0	2- 0	2- 0					
2- 3	0- 0	0- 1	AWAY	0- 1	2- 1	2- 0					
2- 0	0- 0	0- 0	NEUTRAL	0- 0	2- 0	2- 0					
4- 7	0- 1	0- 0	CONFERENCE	0- 2	4- 4	4- 1					
2- 5	0- 1	0- 0	HOME	0- 1	2- 3	2- 1					
2- 2	0- 0	0- 0	AWAY	0- 1	2- 1	2- 0					
0- 0	0- 0	0- 0	NEUTRAL	0- 0	0- 0	0- 0					

RPI 1-25				RPI 26-50				RPI 51-100				RPI 101+ Team's RPI: 208			
RPI	S	Opponent	Score	RPI	S	Opponent	Score	RPI	S	Opponent	Score	RPI	S	Opponent	Score
12	H	Green Bay	48 81	30	H	Central Mich.	85 103	56	A	Michigan St.	63 95	115	H	Milwaukee	62 74
				32	A	Michigan	69 78	64	A	IUPUI	64 80	126	A	Cleveland St.	62 70
								93	H	Wright St.	57 77	126	H	Cleveland St.	66 86
												183	A	Northwestern	70 88
												228	A	Youngstown St.	58 48
												228	H	Youngstown St.	76 86
												233	H	Niagara	67 59
												240	H	Northern Ky.	79 53
												270	A	Cornell	79 77
												273	H	Illinois St.	64 43
												289	A	Canisius	83 48
												304	H	Detroit Mercy	83 50
												310	N	Old Dominion	80 59
												314	A	Ill.-Chicago	67 63
												337	N	Ark.-Pine Bluff	69 37

LAST 12 Division I GAMES:															
126	H	Cleveland St.	66 86	314	A	Ill.-Chicago	67 63								
228	H	Youngstown St.	76 86	240	H	Northern Ky.	79 53								
304	H	Detroit Mercy	83 50	93	H	Wright St.	57 77								
12	H	Green Bay	48 81	228	A	Youngstown St.	58 48								
115	H	Milwaukee	62 74	126	A	Cleveland St.	62 70								
64	A	IUPUI	64 80	337	N	Ark.-Pine Bluff	69 37								

Non-Div I Games: Mich.-Dearborn 104 44

Oakland

Loss,
Non-Conf,
S Site,
H Home
A Away
N Neutral

Average RPI Win:	163	WON-LOST	WINNING	LAST 10	STRENGTH OF	OPP. STRENGTH	TEAM	ADJ.	CONF.	ADJ CONF.
Average RPI Loss:	71	RECORD	PCT. RANK	GAMES	SCHEDULE	OF SCHEDULE	RPI	RPI	RPI	RPI
DIV. I ONLY	11- 9	144	6- 4	29	98	75	75	7	7	
DIV. I NON-CONF.	5- 5	170	1- 1	55	181	108	108	8	8	

TOTALS	RPI 1-25	RPI 26-50	W-L RECORDS	RPI 51-100	RPI 101-999	RPI 201+				
11- 9	0- 1	2- 3	OVERALL	1- 3	8- 2	4- 0				
6- 3	0- 1	1- 1	HOME	1- 1	4- 0	2- 0				
5- 4	0- 0	1- 0	AWAY	0- 1	4- 0	2- 0				
0- 2	0- 0	0- 1	NEUTRAL	0- 0	0- 1	0- 0				
5- 5	0- 0	1- 2	NON-CONFERENCE	0- 1	4- 2	3- 0				
2- 2	0- 0	0- 1	HOME	0- 1	2- 0	1- 0				
3- 1	0- 0	1- 0	AWAY	0- 0	2- 1	2- 0				
0- 2	0- 0	0- 1	NEUTRAL	0- 0	0- 1	0- 0				
6- 4	0- 1	1- 1	CONFERENCE	1- 2	4- 0	1- 0				
4- 1	0- 1	1- 0	HOME	1- 0	2- 0	1- 0				
2- 3	0- 0	0- 1	AWAY	0- 2	2- 0	0- 0				
0- 0	0- 0	0- 0	NEUTRAL	0- 0	0- 0	0- 0				

RPI	S	Opponent	Score	RPI	S	Opponent	Score	RPI	S	Opponent	Score	RPI	S	Opponent	Score
18	H	Buffalo	63 67	29	N	Virginia	59 77	62	A	Toledo	57 75	111	A	Western Mich.	69 54
				30	A	Central Mich.	58 82	62	H	Toledo	78 61	126	A	Cleveland St.	64 71
				32	H	Michigan	61 74	64	H	IUPUI	52 76	133	H	Northern Ill.	77 75
				37	A	Purdue	77 71	94	A	Miami (OH)	55 64	147	H	High Point	64 61
				39	H	Ball St.	80 76					182	A	Bowling Green	70 63
												187	N	Furman	68 70
												218	H	Akron	70 67
												223	H	N.C. A&T	72 65
												307	A	Eastern Ky.	69 57
												329	A	Marshall	54 52

Team's RPI: 75															
LAST 12 Division I GAMES:															
				39	H	Ball St.	80 76	62	A	Toledo	57 75				
				94	A	Miami (OH)	55 64	218	H	Akron	70 67				
				133	H	Northern Ill.	77 75	30	A	Central Mich.	58 82				
				182	A	Bowling Green	70 63	62	H	Toledo	78 61				
				18	H	Buffalo	63 67	223	H	N.C. A&T	72 65				
				111	A	Western Mich.	69 54	29	N	Virginia	59 77				

Non-Div I Games: Notre Dame (OH) 93 37

Ohio

Average RPI	Win:	91	WON-LOST	WINNING	LAST 10	STRENGTH OF	OPP. STRENGTH	TEAM	ADJ.	CONF.	ADJ CONF.
Average RPI	Loss:	19	RECORD	PCT. RANK	GAMES	SCHEDULE	OF SCHEDULE	RPI	RPI	RPI	RPI
DIV. I ONLY		19- 5		30	7- 3	4	7	7	7	3	3
DIV. I NON-CONF.		11- 2		22	1- 0	9	6	6	6	4	4

TOTALS	RPI 1-25		RPI 26-50		W-L RECORDS	RPI 51-100		RPI 101-999		RPI 201+	
19- 5	2- 4		2- 1		OVERALL	8- 0		7- 0		0- 0	
10- 2	1- 1		0- 1		HOME	6- 0		3- 0		0- 0	
6- 3	0- 3		1- 0		AWAY	2- 0		3- 0		0- 0	
3- 0	1- 0		1- 0		NEUTRAL	0- 0		1- 0		0- 0	
11- 2	2- 2		1- 0		NON-CONFERENCE	2- 0		6- 0		0- 0	
6- 1	1- 1		0- 0		HOME	2- 0		3- 0		0- 0	
2- 1	0- 1		0- 0		AWAY	0- 0		2- 0		0- 0	
3- 0	1- 0		1- 0		NEUTRAL	0- 0		1- 0		0- 0	
8- 3	0- 2		1- 1		CONFERENCE	6- 0		1- 0		0- 0	
4- 1	0- 0		0- 1		HOME	4- 0		0- 0		0- 0	
4- 2	0- 2		1- 0		AWAY	2- 0		1- 0		0- 0	
0- 0	0- 0		0- 0		NEUTRAL	0- 0		0- 0		0- 0	

RPI	S	Opponent	Score	RPI	S	Opponent	Score	RPI	S	Opponent	Score	RPI	S	Opponent	Score
4	H	Louisville	90 95	32	A	Michigan	78 71	51	H	Minnesota	91 75	112	H	Dartmouth	103 70
14	A	Duke	60 69	32	H	Michigan	75 84	52	H	Quinnipiac	95 63	141	H	Washington	85 76
20	H	Stanford	85 64	38	N	FGCU	104 62	54	A	Nebraska	73 61	161	H	Idaho	99 56
20	N	Stanford	94 82					56	H	Michigan St.	78 62	165	A	Cincinnati	87 76
22	A	Maryland	69 99					69	A	Indiana	77 62	174	N	Memphis	100 69
25	A	Iowa	89 103					69	H	Indiana	85 70	175	A	Florida	103 77
								79	H	Maine	83 70	184	A	Wisconsin	68 55
								82	H	Penn St.	94 64				

LAST 12 Division I GAMES:															
184	A	Wisconsin	68 55	69	A	Indiana	77 62								
82	H	Penn St.	94 64	32	A	Michigan	78 71								
56	H	Michigan St.	78 62	51	H	Minnesota	91 75								
25	A	Iowa	89 103	69	H	Indiana	85 70								
22	A	Maryland	69 99	54	A	Nebraska	73 61								
32	H	Michigan	75 84	165	A	Cincinnati	87 76								

Non-Div I Games:

Ohio St.

Oklahoma				Through Games Of Feb. 3, 2018							
Average RPI	Win:	104	WON-LOST	WINNING	LAST 10	STRENGTH OF	OPP. STRENGTH	TEAM	ADJ.	CONF.	ADJ CONF.
Average RPI	Loss:	51	RECORD	PCT. RANK	GAMES	SCHEDULE	OF SCHEDULE	RPI	RPI	RPI	RPI
DIV. I ONLY			12- 11	168	6- 4	2	23	31	31	5	5
DIV. I NON-CONF.			5- 6	187	0- 0	3	20	29	29	5	5

TOTALS		RPI 1-25	RPI 26-50		W-L RECORDS		RPI 51-100	RPI 101-999		RPI 201+	
12- 11	0- 5	2- 1		OVERALL		5- 3	5- 2		2- 0		
8- 4	0- 2	2- 0		HOME		4- 1	2- 1		1- 0		
4- 6	0- 2	0- 1		AWAY		1- 2	3- 1		1- 0		
0- 1	0- 1	0- 0		NEUTRAL		0- 0	0- 0		0- 0		
5- 6	0- 3	1- 1		NON-CONFERENCE		2- 0	2- 2		1- 0		
4- 1	0- 0	1- 0		HOME		2- 0	1- 1		1- 0		
1- 4	0- 2	0- 1		AWAY		0- 0	1- 1		0- 0		
0- 1	0- 1	0- 0		NEUTRAL		0- 0	0- 0		0- 0		
7- 5	0- 2	1- 0		CONFERENCE		3- 3	3- 0		1- 0		
4- 3	0- 2	1- 0		HOME		2- 1	1- 0		0- 0		
3- 2	0- 0	0- 0		AWAY		1- 2	2- 0		1- 0		
0- 0	0- 0	0- 0		NEUTRAL		0- 0	0- 0		0- 0		

RPI 1-25				RPI 26-50				Team's RPI: 31				RPI 51-100				RPI 101+			
RPI	S	Opponent	Score	RPI	S	Opponent	Score	RPI	S	Opponent	Score	RPI	S	Opponent	Score	RPI	S	Opponent	Score
1	N	UConn	64 88	28	H	South Fla.	79 74	55	A	TCU	58 62	109	A	Colorado St.	78 46				
5	A	Oregon	74 92	42	A	South Dakota St.	61 67	55	H	TCU	84 71	117	A	Iowa St.	74 69				
9	H	Baylor	52 74	44	H	West Virginia	76 57	58	A	Oklahoma St.	82 96	129	A	Little Rock	56 68				
11	H	Texas	78 88					58	H	Oklahoma St.	67 70	137	H	Kansas	97 64				
23	A	DePaul	108 111					68	H	Belmont	96 73	175	H	Florida	61 80				
								77	H	New Mexico	105 63	214	H	SMU	87 75				
								88	A	Kansas St.	76 71	222	A	Texas Tech	73 52				
								88	H	Kansas St.	68 49								
LAST 12 Division I GAMES:																			
				44	H	West Virginia	76 57	9	H	Baylor	52 74								
				88	H	Kansas St.	68 49	222	A	Texas Tech	73 52								
				55	A	TCU	58 62	58	A	Oklahoma St.	82 96								
				137	H	Kansas	97 64	55	H	TCU	84 71								
				58	H	Oklahoma St.	67 70	117	A	Iowa St.	74 69								
				88	A	Kansas St.	76 71	11	H	Texas	78 88								

Non-Di v I Games:

Oklahoma

Average RPI	Win:	174	WON-LOST	WINNING	LAST 10	STRENGTH OF	OPP. STRENGTH	TEAM	ADJ.	CONF.	ADJ CONF.
Average RPI	Loss:	39	RECORD	PCT. RANK	GAMES	SCHEDULE	OF SCHEDULE	RPI	RPI	RPI	RPI
DIV. I ONLY		16- 6	59	6- 4	93	21	58	58	5	5	
DIV. I NON-CONF.		9- 2	34	1- 0	185	89	62	62	5	5	

TOTALS	RPI 1-25		RPI 26-50		W-L RECORDS		RPI 51-100		RPI 101-999		RPI 201+
16- 6	1- 4		3- 0		OVERALL		2- 1		10- 1		7- 0
13- 1	1- 0		2- 0		HOME		1- 0		9- 1		6- 0
2- 4	0- 3		1- 0		AWAY		0- 1		1- 0		1- 0
1- 1	0- 1		0- 0		NEUTRAL		1- 0		0- 0		0- 0
9- 2	1- 2		0- 0		NON-CONFERENCE		1- 0		7- 0		5- 0
8- 0	1- 0		0- 0		HOME		0- 0		7- 0		5- 0
0- 1	0- 1		0- 0		AWAY		0- 0		0- 0		0- 0
1- 1	0- 1		0- 0		NEUTRAL		1- 0		0- 0		0- 0
7- 4	0- 2		3- 0		CONFERENCE		1- 1		3- 1		2- 0
5- 1	0- 0		2- 0		HOME		1- 0		2- 1		1- 0
2- 3	0- 2		1- 0		AWAY		0- 1		1- 0		1- 0
0- 0	0- 0		0- 0		NEUTRAL		0- 0		0- 0		0- 0

RPI 1-25				RPI 26-50				RPI 51-100				Team's RPI: 58	RPI 101+			
RPI	S	Opponent	Score	RPI	S	Opponent	Score	RPI	S	Opponent	Score		RPI	S	Opponent	Score
3	A	Mississippi St.	76 79	31	A	Oklahoma	70 67	72	N	South Dakota	76 68		117	H	Iowa St.	69 78
8	N	Tennessee	69 79	31	H	Oklahoma	96 82	88	A	Kansas St.	64 80		137	H	Kansas	92 63
9	A	Baylor	64 77	44	H	West Virginia	79 73	88	H	Kansas St.	76 68		152	H	Wichita St.	91 67
10	H	UCLA	87 72										198	H	Southern U.	94 66
11	A	Texas	79 84										222	A	Texas Tech	98 57

Average RPI Win:	308	WON-LOST	WINNING	LAST 10	STRENGTH OF	OPP. STRENGTH	TEAM	ADJ.	CONF.	ADJ CONF.
Average RPI Loss:	162	RECORD	PCT. RANK	GAMES	SCHEDULE	OF SCHEDULE	RPI	RPI	RPI	RPI
DIV. I ONLY	5- 18	309	3- 7	187	264	310	310	18	18	
DIV. I NON-CONF.	2- 12	306	1- 2	137	273	302	302	19	19	

TOTALS	RPI 1-25	RPI 26-50	W-L RECORDS	RPI 51-100	RPI 101-999	RPI 201+				
5- 18	0- 2	0- 0	OVERALL	0- 1	5- 15	5- 6				
5- 7	0- 2	0- 0	HOME	0- 1	5- 4	5- 1				
0- 8	0- 0	0- 0	AWAY	0- 0	0- 8	0- 3				
0- 3	0- 0	0- 0	NEUTRAL	0- 0	0- 3	0- 2				
2- 12	0- 2	0- 0	NON-CONFERENCE	0- 0	2- 10	2- 4				
2- 5	0- 2	0- 0	HOME	0- 0	2- 3	2- 1				
0- 4	0- 0	0- 0	AWAY	0- 0	0- 4	0- 1				
0- 3	0- 0	0- 0	NEUTRAL	0- 0	0- 3	0- 2				
3- 6	0- 0	0- 0	CONFERENCE	0- 1	3- 5	3- 2				
3- 2	0- 0	0- 0	HOME	0- 1	3- 1	3- 0				
0- 4	0- 0	0- 0	AWAY	0- 0	0- 4	0- 2				
0- 0	0- 0	0- 0	NEUTRAL	0- 0	0- 0	0- 0				

RPI 1-25				RPI 26-50				RPI 51-100				RPI 101+ Team's RPI: 310			
RPI	S	Opponent	Score	RPI	S	Opponent	Score	RPI	S	Opponent	Score	RPI	S	Opponent	Score
13	H	NC State	56 73					80	H	UAB	61 74	103	A	George Mason	53 66
14	H	Duke	51 84									107	H	Liberty	55 63
												108	A	Rice	45 53
												131	N	Saint Francis (PA)	68 79
												143	A	William & Mary	58 75
												165	H	Cincinnati	33 54
												181	H	Charlotte	60 63
												186	A	Hampton	42 50
												188	A	Louisiana Tech	45 59
												205	N	Abilene Christian	60 74
												208	N	Oakland	59 80
												215	H	Richmond	45 54
												252	A	North Texas	46 63
												288	H	FIU	68 60
												293	H	Coppin St.	75 67
												305	A	UTSA	56 64
												305	H	UTSA	69 63
												308	A	VCU	39 68
												327	H	South Carolina St.	52 35
												329	H	Marshall	69 53

LAST 12 Division I GAMES:															
288	H	FIU	68 60	305	A	UTSA	56 64								
108	A	Rice	45 53	252	A	North Texas	46 63								
188	A	Louisiana Tech	45 59	181	H	Charlotte	60 63								
305	H	UTSA	69 63	80	H	UAB	61 74								
329	H	Marshall	69 53	327	H	South Carolina St.	52 35								
186	A	Hampton	42 50	205	N	Abilene Christian	60 74								

Non-Div I Games:

Old Dominion

Loss,
Non-Conf, S Site, H Home
A Away
N Neutral

Ole Miss		Average RPI Win: 212	WON-LOST RECORD	WINNING PCT. RANK	LAST 10 GAMES	STRENGTH OF SCHEDULE	OPP. STRENGTH OF SCHEDULE	TEAM RPI	ADJ. RPI	CONF. RPI	ADJ CONF. RPI
Average RPI Loss: 63											
DIV. I ONLY	11- 11	172	2- 8	52	79	124	124	2	2		
DIV. I NON-CONF.	10- 3	51	1- 2	175	261	78	78	2	2		

TOTALS	RPI 1-25	RPI 26-50	W-L RECORDS	RPI 51-100	RPI 101-999	RPI 201+					
11- 11	0- 6	0- 0	OVERALL	0- 2	11- 3	5- 0					
9- 4	0- 3	0- 0	HOME	0- 0	9- 1	4- 0					
1- 6	0- 0	0- 0	AWAY	0- 0	1- 0	0- 0					
1- 1	0- 0	0- 0	NEUTRAL	0- 1	1- 0	1- 0					
10- 3	0- 1	0- 0	NON-CONFERENCE	0- 1	10- 1	5- 0					
8- 0	0- 0	0- 0	HOME	0- 0	8- 0	4- 0					
1- 2	0- 1	0- 0	AWAY	0- 0	1- 1	0- 0					
1- 1	0- 0	0- 0	NEUTRAL	0- 1	1- 0	1- 0					
1- 8	0- 5	0- 0	CONFERENCE	0- 1	1- 2	0- 0					
1- 4	0- 3	0- 0	HOME	0- 0	1- 1	0- 0					
0- 4	0- 2	0- 0	AWAY	0- 1	0- 1	0- 0					
0- 0	0- 0	0- 0	NEUTRAL	0- 0	0- 0	0- 0					

RPI 1-25				RPI 26-50				RPI 51-100				RPI 101+ Team's RPI: 124			
RPI	S	Opponent	Score	RPI	S	Opponent	Score	RPI	S	Opponent	Score	RPI	S	Opponent	Score
3	A	Mississippi St.	45 76					89	N	Saint Louis	64 79	101	H	South Ala.	66 59
3	H	Mississippi St.	49 69					97	A	Arkansas	72 73	121	H	Vanderbilt	72 75
5	A	Oregon	46 90									130	H	Middle Tenn.	65 56
8	A	Tennessee	66 75									154	A	Portland St.	79 94
16	H	Missouri	48 67									159	H	Southern Miss.	68 59
21	H	South Carolina	62 88									173	A	Temple	64 48
												175	A	Florida	60 61
												175	H	Florida	78 75
												194	H	Troy	96 93
												213	H	Arkansas St.	74 48
												248	H	Texas Southern	73 58
												292	H	Kennesaw St.	92 63
												323	H	Northwestern St.	75 44
												326	N	Delaware St.	110 58

LAST 12 Division I GAMES:															
121	H	Vanderbilt	72 75	175	H	Florida	78 75								
3	H	Mississippi St.	49 69	21	H	South Carolina	62 88								
8	A	Tennessee	66 75	97	A	Arkansas	72 73								
175	A	Florida	60 61	248	H	Texas Southern	73 58								
16	H	Missouri	48 67	154	A	Portland St.	79 94								
3	A	Mississippi St.	45 76	5	A	Oregon	46 90								

Non-Div I Games:

Ole Miss

Average RPI Win:	250	WON-LOST	WINNING	LAST 10	STRENGTH OF	OPP. STRENGTH	TEAM	ADJ.	CONF.	ADJ CONF.
Average RPI Loss:	144	RECORD	PCT. RANK	GAMES	SCHEDULE	OF SCHEDULE	RPI	RPI	RPI	RPI
DIV. I ONLY	7- 11	237	2- 7	184	228	235	235	14	14	
DIV. I NON-CONF.	6- 4	122	1- 2	279	300	161	161	17	17	

TOTALS	RPI 1-25	RPI 26-50	W-L RECORDS	RPI 51-100	RPI 101-999	RPI 201+				
7- 11	0- 0	0- 3	OVERALL	0- 2	7- 6	5- 4				
4- 5	0- 0	0- 2	HOME	0- 0	4- 3	3- 1				
3- 6	0- 0	0- 1	AWAY	0- 2	3- 3	2- 3				
0- 0	0- 0	0- 0	NEUTRAL	0- 0	0- 0	0- 0				
6- 4	0- 0	0- 1	NON-CONFERENCE	0- 1	6- 2	4- 2				
3- 1	0- 0	0- 1	HOME	0- 0	3- 0	2- 0				
3- 3	0- 0	0- 0	AWAY	0- 1	3- 2	2- 2				
0- 0	0- 0	0- 0	NEUTRAL	0- 0	0- 0	0- 0				
1- 7	0- 0	0- 2	CONFERENCE	0- 1	1- 4	1- 2				
1- 4	0- 0	0- 1	HOME	0- 0	1- 3	1- 1				
0- 3	0- 0	0- 1	AWAY	0- 1	0- 1	0- 1				
0- 0	0- 0	0- 0	NEUTRAL	0- 0	0- 0	0- 0				

RPI	S	Opponent	Score	RPI	S	Opponent	Score	RPI	S	Opponent	Score	RPI	S	Opponent	Score	Team's RPI: 235
42	A	South Dakota St.	64 89	72	A	South Dakota	46 70	105	H	Western Ill.	51 90	167	H	UNI	78 74	
42	H	South Dakota St.	54 103	88	A	Kansas St.	60 81	185	A	CSUN	68 60	192	H	Denver	74 85	
49	H	Creighton	51 72					207	H	Oral Roberts	53 82	221	H	Montana St.	64 53	
								230	A	Bradley	56 69	241	A	CSU Bakersfield	43 52	
								266	H	North Dakota St.	80 67	272	A	Wofford	64 60	
								296	A	USC Upstate	69 66	317	A	Fort Wayne	65 76	
								340	H	Florida A&M	78 73					

LAST 12 Division I GAMES:																
42	H	South Dakota St.	54 103	42	A	South Dakota St.	64 89	207	H	Oral Roberts	53 82	185	A	CSUN	68 60	
266	H	North Dakota St.	80 67	241	A	CSU Bakersfield	43 52	49	H	Creighton	51 72	167	H	UNI	78 74	
72	A	South Dakota	46 70													
192	H	Denver	74 85													
105	H	Western Ill.	51 90													
317	A	Fort Wayne	65 76													

Non-Div I Games: Graceland (IA) 96 69 Peru St. 63 47 St. Mary (NE) 81 58

Omaha

Average RPI Win: 278		WON-LOST RECORD	WINNING PCT. RANK	LAST 10 GAMES	STRENGTH OF SCHEDULE	OPP. STRENGTH OF SCHEDULE	TEAM RPI	ADJ. RPI	CONF. RPI	ADJ CONF. RPI
Average RPI Loss: 98										
DIV. I ONLY		12- 9	130	5- 4	308	189	207	207	14	14
DIV. I NON-CONF.		7- 5	132	1- 1	335	215	220	220	17	17
TOTALS		RPI 1-25	RPI 26-50	W-L RECORDS		RPI 51-100	RPI 101-999	RPI 201+		
12- 9	0- 0		0- 1	OVERALL		0- 4	12- 4	10- 0		
4- 4	0- 0		0- 1	HOME		0- 2	4- 1	3- 0		
4- 5	0- 0		0- 0	AWAY		0- 2	4- 3	3- 0		
4- 0	0- 0		0- 0	NEUTRAL		0- 0	4- 0	4- 0		
7- 5	0- 0		0- 0	NON-CONFERENCE		0- 3	7- 2	6- 0		
1- 1	0- 0		0- 0	HOME		0- 1	1- 0	1- 0		
2- 4	0- 0		0- 0	AWAY		0- 2	2- 2	1- 0		
4- 0	0- 0		0- 0	NEUTRAL		0- 0	4- 0	4- 0		
5- 4	0- 0		0- 1	CONFERENCE		0- 1	5- 2	4- 0		
3- 3	0- 0		0- 1	HOME		0- 1	3- 1	2- 0		
2- 1	0- 0		0- 0	AWAY		0- 0	2- 1	2- 0		
0- 0	0- 0		0- 0	NEUTRAL		0- 0	0- 0	0- 0		

RPI 1-25				RPI 26-50				RPI 51-100				RPI 101+				Team's RPI: 207	
RPI	S	Opponent	Score	RPI	S	Opponent	Score	RPI	S	Opponent	Score	RPI	S	Opponent	Score		
				42	H	South Dakota St.	70 77	55	A	TCU	58 72	105	A	Western Ill.	49 56		
								72	H	South Dakota	68 73	105	H	Western Ill.	63 85		
								91	A	Utah	50 71	114	A	Missouri St.	66 76		
								97	H	Arkansas	66 77	171	A	Tulsa	53 41		
												192	H	Denver	90 60		
												200	A	UT Arlington	46 70		
												235	A	Omaha	82 53		
												259	A	UMKC	76 73		
												266	H	North Dakota St.	71 48		
												277	N	Alcorn	76 52		
												297	N	Cal St. Fullerton	60 50		
												317	A	Fort Wayne	73 48		
												317	H	Fort Wayne	66 45		
												320	H	Houston Baptist	78 56		
												335	N	Long Beach St.	64 58		
												345	N	Chicago St.	73 43		
LAST 12 Division I GAMES:																	
				105	H	Western Ill.	63 85	105	A	Western Ill.	49 56						
				317	H	Fort Wayne	66 45	317	A	Fort Wayne	73 48						
				192	H	Denver	90 60	235	A	Omaha	82 53						
				72	H	South Dakota	68 73	91	A	Utah	50 71						
				42	H	South Dakota St.	70 77	345	N	Chicago St.	73 43						
				266	H	North Dakota St.	71 48	277	N	Alcorn	76 52						

Non-Div I Games:	Okl a. Panhandl e	88	35	Cent. Chri sti an (KS)	118	47
------------------	-------------------	----	----	------------------------	-----	----

Oral Roberts

Loss, Non-Conf, S Site, H Home A Away N Neutral

Average RPI Win: **116**
 Average RPI Loss: **21**

WON-LOST
RECORD

WINNING
PCT. RANK

LAST 10
GAMES

STRENGTH OF
SCHEDULE

OPP. STRENGTH
OF SCHEDULE

TEAM
RPI

ADJ.
RPI

CONF.
RPI

ADJ CONF.
RPI

DIV. I ONLY	21- 3	8	9- 1	14	20	5	5	4	4
DIV. I NON-CONF.	11- 2	22	1- 0	11	17	5	5	3	3
<hr/>									
TOTALS	RPI 1-25	RPI 26-50	W-L RECORDS	RPI 51-100	RPI 101-999	RPI 201+			
21- 3	3- 2	4- 0	OVERALL	4- 1	10- 0	3- 0			
14- 0	0- 0	3- 0	HOME	3- 0	8- 0	2- 0			
5- 3	2- 2	1- 0	AWAY	1- 1	1- 0	0- 0			
2- 0	1- 0	0- 0	NEUTRAL	0- 0	1- 0	1- 0			
11- 2	2- 2	1- 0	NON-CONFERENCE	1- 0	7- 0	2- 0			
8- 0	0- 0	1- 0	HOME	1- 0	6- 0	1- 0			
1- 2	1- 2	0- 0	AWAY	0- 0	0- 0	0- 0			
2- 0	1- 0	0- 0	NEUTRAL	0- 0	1- 0	1- 0			
10- 1	1- 0	3- 0	CONFERENCE	3- 1	3- 0	1- 0			
6- 0	0- 0	2- 0	HOME	2- 0	2- 0	1- 0			
4- 1	1- 0	1- 0	AWAY	1- 1	1- 0	0- 0			
0- 0	0- 0	0- 0	NEUTRAL	0- 0	0- 0	0- 0			

RPI	S	Opponent	Score	RPI	S	Opponent	Score	RPI	S	Opponent	Score	RPI	S	Opponent	Score
3	A	Mississippi St.	79 90	31	H	Oklahoma	92 74	57	A	Oregon St.	79 85	124	H	Ole Miss	90 46
4	A	Louisville	61 74	33	H	Arizona St.	74 64	57	H	Oregon St.	75 63	127	A	Colorado	74 55
10	A	UCLA	70 61	36	H	California	91 54	81	H	Washington St.	89 56	139	H	Weber St.	114 87
15	A	Texas A&M	83 68	47	A	Southern California	70 66	90	H	Drake	110 77	141	H	Washington	94 83
15	N	Texas A&M	84 62					91	A	Utah	84 68	185	H	CSUN	91 43
<hr/>															
LAST 12 Division I GAMES:															
36	H	California	91 54	283	H	Arizona	62 44	10	A	UCLA	70 61	186	H	Hampton	87 45
91	A	Utah	84 68	10	A	UCLA	70 61	47	A	Southern California	70 66	196	H	Eastern Wash.	81 40
127	A	Colorado	74 55	47	A	Southern California	70 66	141	H	Washington	94 83	251	N	Hawaii	85 44
57	H	Oregon St.	75 63	81	H	Washington St.	89 56	81	H	Washington St.	89 56	283	H	Arizona	62 44
57	A	Oregon St.	79 85	251	N	Hawaii	85 44					301	H	Southern Utah	98 38
33	H	Arizona St.	74 64												

Average RPI Win: 182		WON-LOST RECORD	WINNING PCT. RANK	LAST 10 GAMES	STRENGTH OF SCHEDULE	OPP. STRENGTH OF SCHEDULE	TEAM RPI	ADJ. RPI	CONF. RPI	ADJ CONF. RPI
Average RPI Loss: 16										
DIV. I ONLY		16- 6	59	6- 4	85	46	57	57	4	4
DIV. I NON-CONF.		9- 2	34	1- 0	249	166	88	88	3	3
TOTALS		RPI 1-25	RPI 26-50	W-L RECORDS		RPI 51-100	RPI 101-999	RPI 201+		
16- 6	1- 5		1- 1	OVERALL		3- 0	11- 0	7- 0		
11- 2	1- 2		1- 0	HOME		2- 0	7- 0	5- 0		
3- 4	0- 3		0- 1	AWAY		1- 0	2- 0	1- 0		
2- 0	0- 0		0- 0	NEUTRAL		0- 0	2- 0	1- 0		
9- 2	0- 2		0- 0	NON-CONFERENCE		1- 0	8- 0	6- 0		
6- 1	0- 1		0- 0	HOME		1- 0	5- 0	4- 0		
1- 1	0- 1		0- 0	AWAY		0- 0	1- 0	1- 0		
2- 0	0- 0		0- 0	NEUTRAL		0- 0	2- 0	1- 0		
7- 4	1- 3		1- 1	CONFERENCE		2- 0	3- 0	1- 0		
5- 1	1- 1		1- 0	HOME		1- 0	2- 0	1- 0		
2- 3	0- 2		0- 1	AWAY		1- 0	1- 0	0- 0		
0- 0	0- 0		0- 0	NEUTRAL		0- 0	0- 0	0- 0		

RPI 1-25					RPI 26-50					RPI 51-100					RPI 101+				
RPI	S	Opponent	Score		RPI	S	Opponent	Score		RPI	S	Opponent	Score		RPI	S	Opponent	Score	
2	H	Notre Dame	67	72	33	H	Ari zona St.	57	54	70	H	UC Davi s	61	47	127	A	Col orado	86	71
5	A	Oregon	63	75	47	A	Southern Cal i forni a	61	65	81	H	Washi ngton St.	71	53	141	H	Washi ngton	75	63
5	H	Oregon	85	79						91	A	Utah	69	58	163	H	North Dakota	65	55
10	A	UCLA	49	84											190	N	Nevada	89	49
14	A	Duke	65	72											203	H	UC Santa Barbara	74	49
20	H	Stanford	57	60											249	H	San Jose St.	110	62
															283	H	Ari zona	88	48
															290	N	Utah St.	94	55
															306	H	Utah Val ley	98	41
															333	A	N. C. Central	97	44
															342	H	Savannah St.	84	36
LAST 12 Division I GAMES:																			
20	H	Stanford	57	60	33	H	Ari zona St.	57	54										
127	A	Col orado	86	71	47	A	Southern Cal i forni a	61	65										
91	A	Utah	69	58	10	A	UCLA	49	84										
5	A	Oregon	63	75	81	H	Washi ngton St.	71	53										
5	H	Oregon	85	79	141	H	Washi ngton	75	63										
283	H	Ari zona	88	48	70	H	UC Davi s	61	47										

Non-Div I Games:

Oregon St.

Average RPI Win: 207

Average RPI Loss: 95

WON-LOST
RECORDWINNING
PCT. RANKLAST 10
GAMESSTRENGTH OF
SCHEDULEOPP. STRENGTH
OF SCHEDULETEAM
RPIADJ.
RPICONF.
RPIADJ CONF.
RPIDIV. I ONLY
DIV. I NON-CONF.11- 11
5- 5172
1706- 4
0- 088
46133
141149
126149
12613
1113
11

TOTALS

RPI 1-25

RPI 26-50

W-L RECORDS

RPI 51-100

RPI 101-999

RPI 201+

11- 11

0- 0

1- 3

OVERALL

0- 3

10- 5

8- 0

8- 6

0- 0

1- 2

HOME

0- 2

7- 2

5- 0

3- 5

0- 0

0- 1

AWAY

0- 1

3- 3

3- 0

0- 0

0- 0

0- 0

NEUTRAL

0- 0

0- 0

0- 0

5- 5

0- 0

1- 2

NON-CONFERENCE

0- 1

4- 2

3- 0

4- 3

0- 0

1- 1

HOME

0- 1

3- 1

2- 0

1- 2

0- 0

0- 1

AWAY

0- 0

1- 1

1- 0

0- 0

0- 0

0- 0

NEUTRAL

0- 0

0- 0

0- 0

6- 6

0- 0

0- 1

CONFERENCE

0- 2

6- 3

5- 0

4- 3

0- 0

0- 1

HOME

0- 1

4- 1

3- 0

2- 3

0- 0

0- 0

AWAY

0- 1

2- 2

2- 0

0- 0

0- 0

0- 0

NEUTRAL

0- 0

0- 0

0- 0

RPI 1-25

RPI 26-50

RPI 51-100

RPI 101+



Team's RPI: 149



RPI S Opponent Score



RPI S Opponent Score


RPI S Opponent Score



RPI S Opponent Score



34  Northern Colo. 55  80



36  Cal i forni a 85  92


41  Gonzaga 72  99



48  UCF 78 74


70  UC Davi s 58  90



78  Saint Mary's (CA) 88  96



78  Saint Mary's (CA) 69  70



104  Lamar Universi ty 80 75



116  BYU 65  77


116  BYU 83 76


119  Brown 57  74


146  Fresno St. 70  81


162  Loyola Marymount 60  75


166  San Franci sco 71  81


206  Seattle U 85 73


211  San Diego 81 68


236  Pepperdi ne 85 77

236  Pepperdi ne 84 73


249  San Jose St. 106 97


268  Santa Clara 55 37


297  Cal St. Fullerton 81 65



311  Portl and 91 55



LAST 12 Di vi si on I GAMES:


236  Pepperdi ne 84 73


268  Santa Clara 55 37


116  BYU 83 76



166  San Franci sco 71  81



78  Saint Mary's (CA) 88  96



236  Pepperdi ne 85 77



311  Portl and 91 55

211  San Diego 81 68

116  BYU 65  77

78  Saint Mary's (CA) 69  70

162  Loyola Marymount 60  75

41  Gonzaga 72  99

Non-Di v I Games:

UC Merced

123 59

Paci fi c

Average RPI Win: 201
Average RPI Loss: 102

WON-LOST
RECORD

WINNING
PCT. RANK

LAST 10
GAMES

STRENGTH OF
SCHEDULE

OPP. STRENGTH
OF SCHEDULE

TEAM
RPI

ADJ.
RPI

CONF.
RPI

ADJ CONF.
RPI

DIV. I ONLY	12- 5	65	8- 1	183	104	87	87	9	9
DIV. I NON-CONF.	8- 4	87	6- 0	240	79	103	103	9	9

TOTALS	RPI 1-25	RPI 26-50	W-L RECORDS	RPI 51-100	RPI 101-999	RPI 201+			
12- 5	0- 1	1- 1	OVERALL	0- 1	11- 2	5- 1			
4- 2	0- 1	0- 1	HOME	0- 0	4- 0	3- 0			
6- 2	0- 0	1- 0	AWAY	0- 0	5- 2	1- 1			
2- 1	0- 0	0- 0	NEUTRAL	0- 1	2- 0	1- 0			
8- 4	0- 1	1- 0	NON-CONFERENCE	0- 1	7- 2	4- 1			
2- 1	0- 1	0- 0	HOME	0- 0	2- 0	2- 0			
4- 2	0- 0	1- 0	AWAY	0- 0	3- 2	1- 1			
2- 1	0- 0	0- 0	NEUTRAL	0- 1	2- 0	1- 0			
4- 1	0- 0	0- 1	CONFERENCE	0- 0	4- 0	1- 0			
2- 1	0- 0	0- 1	HOME	0- 0	2- 0	1- 0			
2- 0	0- 0	0- 0	AWAY	0- 0	2- 0	0- 0			
0- 0	0- 0	0- 0	NEUTRAL	0- 0	0- 0	0- 0			

RPI 1-25				RPI 26-50				RPI 51-100				Team's RPI: 87				RPI 101+			
RPI	S	Opponent	Score	RPI	S	Opponent	Score	RPI	S	Opponent	Score	RPI	S	Opponent	Score	RPI	S	Opponent	Score
2	H	Notre Dame	54 66	26	A	Villanova	79 77	71	N	Georgia Tech	55 69	114	N	Missouri St.	65 60	118	A	Yale	69 54
				46	H	Princeton	55 70					119	A	Brown	88 55	164	A	Binghamton	72 77
												172	A	Saint Joseph's	57 50	173	A	Temple	74 59
												189	H	Columbia	70 51	225	A	La Salle	59 66
												243	H	Lafayette	55 42	270	H	Cornell	68 48
												308	N	VCU	82 52	334	H	Rhode Island	84 66
												344	A	NJIT	77 38				
LAST 12 Division I GAMES:																			
118	A	Yale	69 54	46	H	Princeton	55 70	344	A	NJIT	77 38								
119	A	Brown	88 55	308	N	VCU	82 52	334	H	Rhode Island	84 66								
173	A	Temple	74 59	172	A	Saint Joseph's	57 50	2	H	Notre Dame	54 66								
26	A	Villanova	79 77																
189	H	Columbia	70 51																
270	H	Cornell	68 48																

Non-Div I Games: Gwynedd Mercy 89 25

Penn

Average RPI Win: 160

Average RPI Loss: 74

WON-LOST
RECORDWINNING
PCT. RANKLAST 10
GAMESSTRENGTH OF
SCHEDULEOPP. STRENGTH
OF SCHEDULETEAM
RPIADJ.
RPICONF.
RPIADJ CONF.
RPIDIV. I ONLY
DIV. I NON-CONF.13- 10
9- 4134
824- 6
1- 153
18351
14382
8682
863
43
4

TOTALS

RPI 1-25

RPI 26-50

W-L RECORDS

RPI 51-100

RPI 101-999

RPI 201+

13- 10

1- 3

1- 2

OVERALL

2- 3

9- 2

3- 1

9- 2

1- 1

1- 0

HOME

2- 1

5- 0

2- 0

4- 6

0- 2

0- 2

AWAY

0- 1

4- 1

1- 1

0- 2

0- 0

0- 0

NEUTRAL

0- 1

0- 1

0- 0

9- 4

0- 0

1- 0

NON-CONFERENCE

1- 2

7- 2

3- 1

6- 0

0- 0

1- 0

HOME

1- 0

4- 0

2- 0

3- 2

0- 0

0- 0

AWAY

0- 1

3- 1

1- 1

0- 2

0- 0

0- 0

NEUTRAL

0- 1

0- 1

0- 0

4- 6

1- 3

0- 2

CONFERENCE

1- 1

2- 0

0- 0

3- 2

1- 1

0- 0

HOME

1- 1

1- 0

0- 0

1- 4

0- 2

0- 2

AWAY

0- 0

1- 0

0- 0

0- 0

0- 0

0- 0

NEUTRAL

0- 0

0- 0

0- 0

RPI 1-25

RPI 26-50

RPI 51-100

Team's RPI: 82

RPI 101+

RPI	S	Opponent	Score
7	A	Ohio St.	64 94
17	A	Rutgers	65 70
17	H	Rutgers	70 67
22	H	Maryland	65 69

RPI	S	Opponent	Score
32	A	Michigan	69 89
37	A	Purdue	73 88
50	H	Drexel	84 70

RPI	S	Opponent	Score
51	H	Minnesota	71 91
66	H	Fordham	65 60
67	A	American	66 75
69	H	Indiana	77 74
88	N	Kansas St.	65 70

RPI	S	Opponent	Score
102	H	Wake Forest	68 58
142	A	Pittsburgh	59 48
184	A	Wisconsin	69 62
188	N	Louisiana Tech	59 71
191	A	Providence	60 51
195	H	Illinois	68 59
197	H	Siena	86 72
234	A	St. Bonaventure	62 65
245	H	Manhattan	78 46
298	H	Central Conn. St.	83 66
329	A	Marshall	80 65

LAST 12 Division I GAMES:

7	A	Ohio St.	64 94	17	A	Rutgers	65 70
37	A	Purdue	73 88	69	H	Indiana	77 74
195	H	Illinois	68 59	22	H	Maryland	65 69
17	H	Rutgers	70 67	32	A	Michigan	69 89
184	A	Wisconsin	69 62	67	A	American	66 75
51	H	Minnesota	71 91	142	A	Pittsburgh	59 48

Non-Div I Games:

Penn St.

Average RPI Win:	245	WON-LOST	WINNING	LAST 10	STRENGTH OF	OPP. STRENGTH	TEAM	ADJ.	CONF.	ADJ CONF.
Average RPI Loss:	147	RECORD	PCT. RANK	GAMES	SCHEDULE	OF SCHEDULE	RPI	RPI	RPI	RPI
DIV. I ONLY	8- 14	252	2- 8	158	240	236	236	13	13	
DIV. I NON-CONF.	4- 6	214	0- 0	103	343	188	188	11	11	

TOTALS	RPI 1-25	RPI 26-50	W-L RECORDS	RPI 51-100	RPI 101-999	RPI 201+				
8- 14	0- 0	0- 1	OVERALL	0- 3	8- 10	5- 3				
6- 4	0- 0	0- 0	HOME	0- 0	6- 4	4- 2				
2- 10	0- 0	0- 1	AWAY	0- 3	2- 6	1- 1				
0- 0	0- 0	0- 0	NEUTRAL	0- 0	0- 0	0- 0				
4- 6	0- 0	0- 0	NON-CONFERENCE	0- 2	4- 4	2- 2				
2- 2	0- 0	0- 0	HOME	0- 0	2- 2	1- 2				
2- 4	0- 0	0- 0	AWAY	0- 2	2- 2	1- 0				
0- 0	0- 0	0- 0	NEUTRAL	0- 0	0- 0	0- 0				
4- 8	0- 0	0- 1	CONFERENCE	0- 1	4- 6	3- 1				
4- 2	0- 0	0- 0	HOME	0- 0	4- 2	3- 0				
0- 6	0- 0	0- 1	AWAY	0- 1	0- 4	0- 1				
0- 0	0- 0	0- 0	NEUTRAL	0- 0	0- 0	0- 0				

RPI 1-25				RPI 26-50				RPI 51-100				RPI 101+ Team's RPI: 236			
RPI	S	Opponent	Score	RPI	S	Opponent	Score	RPI	S	Opponent	Score	RPI	S	Opponent	Score
				41	A	Gonzaga	51 73					116	H	BYU	67 73
								70	A	UC Davis	64 69	139	A	Weber St.	61 71
								78	A	Saint Mary's (CA)	62 75	149	A	Pacific	73 84
								91	A	Utah	65 89	149	H	Pacific	77 85
												162	A	Loyola Marymount	60 75
												166	A	San Francisco	67 68
												166	H	San Francisco	95 92
												169	H	Idaho St.	80 74
												178	A	UC Irvine	74 75
												190	A	Nevada	77 72
												206	H	Seattle U	62 65
												211	H	San Diego	66 62
												238	H	New Mexico St.	64 86
												268	A	Santa Clara	50 54
												268	H	Santa Clara	56 55
												306	H	Utah Valley	71 44
												311	H	Portland	83 79
												335	A	Long Beach St.	83 71
LAST 12 Division I GAMES:															
				149	A	Pacific	73 84					78	A	Saint Mary's (CA)	62 75
				311	H	Portland	83 79					116	H	BYU	67 73
				268	A	Santa Clara	50 54					166	A	San Francisco	67 68
				162	A	Loyola Marymount	60 75					41	A	Gonzaga	51 73
				166	H	San Francisco	95 92					211	H	San Diego	66 62
				149	H	Pacific	77 85					268	H	Santa Clara	56 55

Non-Div I Games:

Pepperdine

Average RPI	Win:	211	WON-LOST	WINNING	LAST 10	STRENGTH OF	OPP. STRENGTH	TEAM	ADJ.	CONF.	ADJ CONF.
Average RPI	Loss:	59	RECORD	PCT. RANK	GAMES	SCHEDULE	OF SCHEDULE	RPI	RPI	RPI	RPI
DIV. I ONLY		10- 13	215	3- 7	49	61	142	142	1	1	
DIV. I NON-CONF.		8- 5	111	2- 0	196	224	182	182	1	1	

TOTALS	RPI 1-25		RPI 26-50		W-L RECORDS		RPI 51-100		RPI 101-999		RPI 201+
10- 13	0- 3		0- 3		OVERALL		1- 5		9- 2		6- 0
8- 7	0- 3		0- 0		HOME		1- 2		7- 2		6- 0
2- 6	0- 0		0- 3		AWAY		0- 3		2- 0		0- 0
0- 0	0- 0		0- 0		NEUTRAL		0- 0		0- 0		0- 0
8- 5	0- 0		0- 1		NON-CONFERENCE		0- 3		8- 1		6- 0
7- 3	0- 0		0- 0		HOME		0- 2		7- 1		6- 0
1- 2	0- 0		0- 1		AWAY		0- 1		1- 0		0- 0
0- 0	0- 0		0- 0		NEUTRAL		0- 0		0- 0		0- 0
2- 8	0- 3		0- 2		CONFERENCE		1- 2		1- 1		0- 0
1- 4	0- 3		0- 0		HOME		1- 0		0- 1		0- 0
1- 4	0- 0		0- 2		AWAY		0- 2		1- 0		0- 0
0- 0	0- 0		0- 0		NEUTRAL		0- 0		0- 0		0- 0

RPI	S	Opponent	Score	RPI	S	Opponent	Score	RPI	S	Opponent	Score	RPI	S	Opponent	Score	Team's RPI: 142
2	H	Notre Dame	53 87	29	A	Virginia	50 62	53	H	Duquesne	53 66	102	H	Wake Forest	49 58	
4	H	Louisville	51 77	35	A	Syracuse	52 70	63	A	Virginia Tech	66 89	134	A	Clemson	58 42	
14	H	Duke	46 58	44	A	West Virginia	52 73	66	A	Fordham	55 58	135	H	Bucknell	57 39	
								71	H	Georgia Tech	68 62	165	A	Cincinnati	66 46	
								82	H	Penn St.	48 59	184	H	Wisconsin	57 58	
								84	A	North Carolina	67 68	213	H	Arkansas St.	87 47	
												228	H	Youngstown St.	66 58	
												267	H	Towson	81 63	
												270	H	Cornell	51 39	
												281	H	UNCW	74 55	
												345	H	Chicago St.	87 49	

LAST 12 Division I GAMES:																
134	A	Clemson	58 42	63	A	Virginia Tech	66 89									
14	H	Duke	46 58	84	A	North Carolina	67 68									
2	H	Notre Dame	53 87	102	H	Wake Forest	49 58									
35	A	Syracuse	52 70	345	H	Chicago St.	87 49									
4	H	Louisville	51 77	29	A	Virginia	50 62									
71	H	Georgia Tech	68 62	135	H	Bucknell	57 39									

Non-Div I Games:

Pittsburgh

Average RPI Win: 212	WON-LOST RECORD	WINNING PCT. RANK	LAST 10 GAMES	STRENGTH OF SCHEDULE	OPP. STRENGTH OF SCHEDULE	TEAM RPI	ADJ. RPI	CONF. RPI	ADJ CONF. RPI
Average RPI Loss: 166									
DIV. I ONLY	3- 18	321	1- 9	147	231	311	311	13	13
DIV. I NON-CONF.	2- 7	286	0- 0	241	329	330	330	11	11

TOTALS	RPI 1-25	RPI 26-50	W-L RECORDS	RPI 51-100	RPI 101-999	RPI 201+			
3- 18	0- 0	0- 2	OVERALL	1- 0	2- 16	2- 5			
3- 9	0- 0	0- 1	HOME	1- 0	2- 8	2- 2			
0- 9	0- 0	0- 1	AWAY	0- 0	0- 8	0- 3			
0- 0	0- 0	0- 0	NEUTRAL	0- 0	0- 0	0- 0			
2- 7	0- 0	0- 0	NON-CONFERENCE	0- 0	2- 7	2- 1			
2- 4	0- 0	0- 0	HOME	0- 0	2- 4	2- 0			
0- 3	0- 0	0- 0	AWAY	0- 0	0- 3	0- 1			
0- 0	0- 0	0- 0	NEUTRAL	0- 0	0- 0	0- 0			
1- 11	0- 0	0- 2	CONFERENCE	1- 0	0- 9	0- 4			
1- 5	0- 0	0- 1	HOME	1- 0	0- 4	0- 2			
0- 6	0- 0	0- 1	AWAY	0- 0	0- 5	0- 2			
0- 0	0- 0	0- 0	NEUTRAL	0- 0	0- 0	0- 0			

RPI 1-25	RPI 26-50	RPI 51-100	RPI 101+	Team's RPI: 311
RPI S Opponent Score	RPI S Opponent Score	RPI S Opponent Score	RPI S Opponent Score	
	41 A Gonzaga 36 75	78 H Saint Mary's (CA) 68 65	116 H BYU 58 72	
	41 H Gonzaga 56 70		131 H Saint Francis (PA) 101 106	
			139 H Weber St. 70 91	
			141 A Washington 67 93	
			149 A Pacific 55 91	
			154 H Portland St. 71 77	
			162 A Loyola Marymount 55 76	
			162 H Loyola Marymount 60 63	
			166 A San Francisco 75 84	
			178 A UC Irvine 52 63	
			193 H Boise St. 47 73	
			211 A San Diego 52 59	
			211 H San Diego 60 75	
			236 A Pepperdine 79 83	
			251 H Hawaii 76 47	
			268 H Santa Clara 43 50	
			297 A Cal St. Fullerton 61 66	
			306 H Utah Valley 71 64	
LAST 12 Division I GAMES:				
	162 A Loyola Marymount 55 76	149 A Pacific 55 91		
	236 A Pepperdine 79 83	41 H Gonzaga 56 70		
	78 H Saint Mary's (CA) 68 65	268 H Santa Clara 43 50		
	41 A Gonzaga 36 75	211 A San Diego 52 59		
	162 H Loyola Marymount 60 63	166 A San Francisco 75 84		
	211 H San Diego 60 75	116 H BYU 58 72		

Non-Div I Games: Willamette 72 52 Warner Pacific 95 59

Portland

Average RPI Win:	221	WON-LOST	WINNING	LAST 10	STRENGTH OF	OPP. STRENGTH	TEAM	ADJ.	CONF.	ADJ CONF.
Average RPI Loss:	152	RECORD	PCT. RANK	GAMES	SCHEDULE	OF SCHEDULE	RPI	RPI	RPI	RPI
DIV. I ONLY	9- 10	203	5- 5	168	226	154	154	19	19	
DIV. I NON-CONF.	4- 5	202	2- 0	123	159	98	98	15	15	

TOTALS	RPI 1-25	RPI 26-50	W-L RECORDS	RPI 51-100	RPI 101-999	RPI 201+				
9- 10	0- 0	0- 1	OVERALL	0- 2	9- 7	5- 2				
4- 2	0- 0	0- 0	HOME	0- 0	4- 2	1- 0				
5- 8	0- 0	0- 1	AWAY	0- 2	5- 5	4- 2				
0- 0	0- 0	0- 0	NEUTRAL	0- 0	0- 0	0- 0				
4- 5	0- 0	0- 1	NON-CONFERENCE	0- 2	4- 2	2- 1				
1- 0	0- 0	0- 0	HOME	0- 0	1- 0	0- 0				
3- 5	0- 0	0- 1	AWAY	0- 2	3- 2	2- 1				
0- 0	0- 0	0- 0	NEUTRAL	0- 0	0- 0	0- 0				
5- 5	0- 0	0- 0	CONFERENCE	0- 0	5- 5	3- 1				
3- 2	0- 0	0- 0	HOME	0- 0	3- 2	1- 0				
2- 3	0- 0	0- 0	AWAY	0- 0	2- 3	2- 1				
0- 0	0- 0	0- 0	NEUTRAL	0- 0	0- 0	0- 0				

RPI 1-25	RPI 26-50	RPI 51-100	RPI 101+	Team's RPI: 154
RPI S Opponent Score	RPI S Opponent Score	RPI S Opponent Score	RPI S Opponent Score	
	41 A Gonzaga 52 91	70 A UC Davis 67 79	124 H Ole Miss 94 79	
		96 A UNLV 80 88	139 H Weber St. 77 64	
			161 A Idaho 60 61	
			161 H Idaho 90 101	
			169 H Idaho St. 59 88	
			178 A UC Irvine 82 72	
			190 A Nevada 55 67	
			196 A Eastern Wash. 57 64	
			196 H Eastern Wash. 75 60	
			206 A Seattle U 77 91	
			221 A Montana St. 69 60	
			227 A Montana 53 69	
			249 A San Jose St. 90 78	
			284 A Sacramento St. 81 72	
			284 H Sacramento St. 74 73	
			311 A Portland 77 71	
LAST 12 Division I GAMES:				
196 A Eastern Wash. 57 64	221 A Montana St. 69 60			
161 A Idaho 60 61	161 H Idaho 90 101			
284 A Sacramento St. 81 72	196 H Eastern Wash. 75 60			
139 H Weber St. 77 64	284 H Sacramento St. 74 73			
169 H Idaho St. 59 88	124 H Ole Miss 94 79			
227 A Montana 53 69	178 A UC Irvine 82 72			

Non-Div I Games: Northwest (WA) 63 60 Multnomah 95 32 Portland St.

Average RPI Win:	281	WON-LOST	WINNING	LAST 10	STRENGTH OF	OPP. STRENGTH	TEAM	ADJ.	CONF.	ADJ CONF.
Average RPI Loss:	198	RECORD	PCT. RANK	GAMES	SCHEDULE	OF SCHEDULE	RPI	RPI	RPI	RPI
DIV. I ONLY	6- 13	276	6- 4	208	346	265	265	32	32	
DIV. I NON-CONF.	0- 9	337	0- 2	44	306	289	289	32	32	

TOTALS	RPI 1-25	RPI 26-50	W-L RECORDS	RPI 51-100	RPI 101-999	RPI 201+				
6- 13	0- 1	0- 0	OVERALL	0- 0	6- 12	5- 7				
4- 2	0- 0	0- 0	HOME	0- 0	4- 2	3- 1				
2- 10	0- 1	0- 0	AWAY	0- 0	2- 9	2- 5				
0- 1	0- 0	0- 0	NEUTRAL	0- 0	0- 1	0- 1				
0- 9	0- 1	0- 0	NON-CONFERENCE	0- 0	0- 8	0- 3				
0- 1	0- 0	0- 0	HOME	0- 0	0- 1	0- 0				
0- 7	0- 1	0- 0	AWAY	0- 0	0- 6	0- 2				
0- 1	0- 0	0- 0	NEUTRAL	0- 0	0- 1	0- 1				
6- 4	0- 0	0- 0	CONFERENCE	0- 0	6- 4	5- 4				
4- 1	0- 0	0- 0	HOME	0- 0	4- 1	3- 1				
2- 3	0- 0	0- 0	AWAY	0- 0	2- 3	2- 3				
0- 0	0- 0	0- 0	NEUTRAL	0- 0	0- 0	0- 0				

RPI 1-25				RPI 26-50				RPI 51-100				RPI 101+ Team's RPI: 265			
RPI	S	Opponent	Score	RPI	S	Opponent	Score	RPI	S	Opponent	Score	RPI	S	Opponent	Score
15	A	Texas A&M	70 98									108	H	Rice	68 88
												109	A	Colorado St.	59 71
												134	A	Clemson	58 64
												144	A	Bethune-Cookman	52 77
												145	A	Texas St.	57 84
												198	H	Southern U.	69 62
												222	A	Texas Tech	60 89
												247	A	Grambling	79 81
												248	A	Texas Southern	61 56
												248	H	Texas Southern	65 48
												255	N	A&M-Corpus Christi	62 72
												277	H	Alcorn	72 73
												294	A	Jackson St.	61 70
												299	A	Alabama St.	68 70
												312	A	Alabama A&M	55 48
												321	A	UTRGV	62 78
												337	H	Ark.-Pine Bluff	64 52
												341	H	Mississippi Val.	78 73

LAST 12 Division I GAMES:															
248	H	Texas Southern	65 48	247	A	Grambling	79 81								
312	A	Alabama A&M	55 48	248	A	Texas Southern	61 56								
299	A	Alabama St.	68 70	198	H	Southern U.	69 62								
341	H	Mississippi Val.	78 73	277	H	Alcorn	72 73								
337	H	Ark.-Pine Bluff	64 52	108	H	Rice	68 88								
294	A	Jackson St.	61 70	109	A	Colorado St.	59 71								

Non-Div I Games: Texas-Tyler 99 56 Arlington Baptist 116 73

Prairie View

Average RPI Win:	266	WON-LOST	WINNING	LAST 10	STRENGTH OF	OPP. STRENGTH	TEAM	ADJ.	CONF.	ADJ CONF.
Average RPI Loss:	160	RECORD	PCT. RANK	GAMES	SCHEDULE	OF SCHEDULE	RPI	RPI	RPI	RPI
DIV. I ONLY	7- 14	261	4- 6	201	271	256	256	28	28	
DIV. I NON-CONF.	3- 8	268	1- 1	154	179	244	244	28	28	

TOTALS	RPI 1-25	RPI 26-50	W-L RECORDS	RPI 51-100	RPI 101-999	RPI 201+				
7- 14	0- 2	0- 0	OVERALL	0- 3	7- 9	6- 5				
5- 4	0- 0	0- 0	HOME	0- 0	5- 4	4- 3				
2- 10	0- 0	0- 0	AWAY	0- 1	2- 1	2- 0				
0- 0	0- 0	0- 0	NEUTRAL	0- 0	0- 0	0- 0				
3- 8	0- 2	0- 0	NON-CONFERENCE	0- 3	3- 3	2- 3				
2- 2	0- 0	0- 0	HOME	0- 0	2- 2	1- 2				
1- 6	0- 2	0- 0	AWAY	0- 3	1- 1	1- 1				
0- 0	0- 0	0- 0	NEUTRAL	0- 0	0- 0	0- 0				
4- 6	0- 0	0- 0	CONFERENCE	0- 0	4- 6	4- 2				
3- 2	0- 0	0- 0	HOME	0- 0	3- 2	3- 1				
1- 4	0- 0	0- 0	AWAY	0- 0	1- 4	1- 1				
0- 0	0- 0	0- 0	NEUTRAL	0- 0	0- 0	0- 0				

RPI 1-25				RPI 26-50				RPI 51-100				RPI 101+ Team's RPI: 256			
RPI	S	Opponent	Score	RPI	S	Opponent	Score	RPI	S	Opponent	Score	RPI	S	Opponent	Score
10	A	UCLA	40 76					68	A	Belmont	48 90	107	A	Liberty	55 63
14	A	Duke	45 79					84	A	North Carolina	56 91	107	H	Liberty	64 76
								92	A	Chattanooga	51 71	147	A	High Point	55 81
												170	A	Radford	55 93
												187	H	Furman	76 75
												217	H	Gardner-Webb	72 69
												232	H	UNCG	57 64
												242	H	Campbell	65 59
												246	A	UNC Asheville	76 74
												250	A	San Diego St.	50 77
												292	H	Kennesaw St.	51 60
												296	A	USC Upstate	83 69
												315	H	Charleston So.	61 64
												333	H	N.C. Central	69 60
												339	H	Winthrop	78 45
												349	A	Longwood	56 66

LAST 12 Division I GAMES:															
107	A	Liberty	55 63	242	H	Campbell	65 59								
315	H	Charleston So.	61 64	147	A	High Point	55 81								
246	A	UNC Asheville	76 74	349	A	Longwood	56 66								
339	H	Winthrop	78 45	107	H	Liberty	64 76								
170	A	Radford	55 93	187	H	Furman	76 75								
217	H	Gardner-Webb	72 69	232	H	UNCG	57 64								

Non-Div I Games:

Presbyterian

Average RPI Win:	169	WON-LOST	WINNING	LAST 10	STRENGTH OF	OPP. STRENGTH	TEAM	ADJ.	CONF.	ADJ CONF.
Average RPI Loss:	58	RECORD	PCT. RANK	GAMES	SCHEDULE	OF SCHEDULE	RPI	RPI	RPI	RPI
DIV. I ONLY	14- 4	38	8- 2	115	94	46	46	9	9	
DIV. I NON-CONF.	10- 3	51	6- 1	116	49	48	48	9	9	

TOTALS	RPI 1-25	RPI 26-50	W-L RECORDS	RPI 51-100	RPI 101-999	RPI 201+				
14- 4	0- 1	0- 1	OVERALL	4- 1	10- 1	4- 0				
5- 2	0- 0	0- 1	HOME	0- 1	5- 0	2- 0				
7- 2	0- 1	0- 0	AWAY	3- 0	4- 1	2- 0				
2- 0	0- 0	0- 0	NEUTRAL	1- 0	1- 0	0- 0				
10- 3	0- 1	0- 1	NON-CONFERENCE	3- 1	7- 0	3- 0				
3- 2	0- 0	0- 1	HOME	0- 1	3- 0	1- 0				
5- 1	0- 1	0- 0	AWAY	2- 0	3- 0	2- 0				
2- 0	0- 0	0- 0	NEUTRAL	1- 0	1- 0	0- 0				
4- 1	0- 0	0- 0	CONFERENCE	1- 0	3- 1	1- 0				
2- 0	0- 0	0- 0	HOME	0- 0	2- 0	1- 0				
2- 1	0- 0	0- 0	AWAY	1- 0	1- 1	0- 0				
0- 0	0- 0	0- 0	NEUTRAL	0- 0	0- 0	0- 0				

RPI 1-25				RPI 26-50				Team's RPI: 46				RPI 51-100				RPI 101+			
RPI	S	Opponent	Score	RPI	S	Opponent	Score	RPI	S	Opponent	Score	RPI	S	Opponent	Score	RPI	S	Opponent	Score
17	A	Rutgers	50 70	26	H	Villanova	59 62	52	A	Quinnipiac	60 46	113	H	George Washington	72 52				
								71	H	Georgia Tech	56 67	118	A	Yale	59 73				
								87	A	Penn	70 55	119	A	Brown	77 62				
								92	N	Chattanooga	59 49	125	H	Delaware	78 60				
								100	A	Seton Hall	85 83	153	A	Davidson	63 57				
												172	N	Saint Joseph's	63 54				
												189	H	Columbia	69 47				
												243	A	Lafayette	53 45				
												270	H	Cornell	75 54				
												325	A	Wagner	58 37				
												330	H	UMBC	77 40				
LAST 12 Division I GAMES:																			
119	A	Brown	77 62	92	N	Chattanooga	59 49	172	N	Saint Joseph's	63 54								
118	A	Yale	59 73					325	A	Wagner	58 37								
270	H	Cornell	75 54					17	A	Rutgers	50 70								
189	H	Columbia	69 47					52	A	Quinnipiac	60 46								
87	A	Penn	70 55					243	A	Lafayette	53 45								
330	H	UMBC	77 40																

Non-Div I Games:

Princeton

Average RPI	Win:	168	WON-LOST	WINNING	LAST 10	STRENGTH OF	OPP. STRENGTH	TEAM	ADJ.	CONF.	ADJ CONF.
Average RPI	Loss:	99	RECORD	PCT. RANK	GAMES	SCHEDULE	OF SCHEDULE	RPI	RPI	RPI	RPI
DIV. I ONLY		9- 15		250	2- 8	126	57	191	191	6	6
DIV. I NON-CONF.		7- 5		132	0- 0	259	173	183	183	6	6

TOTALS	RPI 1-25		RPI 26-50		W-L RECORDS	RPI 51-100		RPI 101-999		RPI 201+	
9- 15	0- 3		0- 2		OVERALL	3- 5		6- 5		2- 2	
3- 8	0- 2		0- 1		HOME	1- 2		2- 3		1- 0	
3- 7	0- 1		0- 1		AWAY	1- 3		2- 2		0- 2	
3- 0	0- 0		0- 0		NEUTRAL	1- 0		2- 0		1- 0	
7- 5	0- 0		0- 0		NON-CONFERENCE	1- 2		6- 3		2- 1	
2- 3	0- 0		0- 0		HOME	0- 1		2- 2		1- 0	
2- 2	0- 0		0- 0		AWAY	0- 1		2- 1		0- 1	
3- 0	0- 0		0- 0		NEUTRAL	1- 0		2- 0		1- 0	
2- 10	0- 3		0- 2		CONFERENCE	2- 3		0- 2		0- 1	
1- 5	0- 2		0- 1		HOME	1- 1		0- 1		0- 0	
1- 5	0- 1		0- 1		AWAY	1- 2		0- 1		0- 1	
0- 0	0- 0		0- 0		NEUTRAL	0- 0		0- 0		0- 0	

RPI	S	Opponent	Score	RPI	S	Opponent	Score	RPI	S	Opponent	Score	RPI	S	Opponent	Score
23	H	DePaul	48 71	26	H	Villanova	55 63	52	A	Quinnipiac	36 62	118	A	Yale	55 51
24	A	Marquette	61 94	49	A	Creighton	56 73	59	A	St. John's (NY)	49 44	119	H	Brown	59 64
24	H	Marquette	60 77					59	H	St. John's (NY)	70 68	123	H	Georgetown	43 75
								82	H	Penn St.	51 60	151	A	Northeastern	98 95
								93	N	Wright St.	74 69	155	N	Stetson	56 45
								95	A	Butler	57 68	189	H	Columbia	64 73
								100	A	Seton Hall	56 65	199	H	Boston College	63 55
								100	H	Seton Hall	56 65	202	A	Xavier	59 68
												280	A	Sacred Heart	75 78
												334	H	Rhode Island	65 41
												342	N	Savannah St.	78 48

Team's RPI: 191															
LAST 12 Division I GAMES:															
24	A	Marquette	61 94	24	H	Marquette	60 77	23	H	DePaul	48 71	100	A	Seton Hall	56 65
59	H	St. John's (NY)	70 68	23	H	DePaul	48 71	59	A	St. John's (NY)	49 44	95	A	Butler	57 68
100	H	Seton Hall	56 65	100	A	Seton Hall	56 65	26	H	Villanova	55 63	202	A	Xavier	59 68
95	A	Butler	57 68	123	H	Georgetown	43 75	49	A	Creighton	56 73				

Non-Div I Games:

Providence

Average RPI Win: 130
Average RPI Loss: 58

WON-LOST
RECORD

WINNING
PCT. RANK

LAST 10
GAMES

STRENGTH OF
SCHEDULE

OPP. STRENGTH
OF SCHEDULE

TEAM
RPI

ADJ.
RPI

CONF.
RPI

ADJ CONF.
RPI

DIV. I ONLY	15- 8	83	7- 3	21	49	37	37	3	3
DIV. I NON-CONF.	9- 5	99	3- 0	30	116	53	53	4	4
TOTALS	RPI 1-25	RPI 26-50	W-L RECORDS	RPI 51-100	RPI 101-999	RPI 201+			
15- 8	2- 1	2- 2	OVERALL	3- 5	8- 0	3- 0			
10- 2	1- 0	0- 1	HOME	3- 1	6- 0	2- 0			
4- 5	1- 1	2- 0	AWAY	0- 4	1- 0	1- 0			
1- 1	0- 0	0- 1	NEUTRAL	0- 0	1- 0	0- 0			
9- 5	0- 0	1- 2	NON-CONFERENCE	2- 3	6- 0	3- 0			
6- 2	0- 0	0- 1	HOME	2- 1	4- 0	2- 0			
2- 2	0- 0	1- 0	AWAY	0- 2	1- 0	1- 0			
1- 1	0- 0	0- 1	NEUTRAL	0- 0	1- 0	0- 0			
6- 3	2- 1	1- 0	CONFERENCE	1- 2	2- 0	0- 0			
4- 0	1- 0	0- 0	HOME	1- 0	2- 0	0- 0			
2- 3	1- 1	1- 0	AWAY	0- 2	0- 0	0- 0			
0- 0	0- 0	0- 0	NEUTRAL	0- 0	0- 0	0- 0			

RPI	S	Opponent	Score	RPI	S	Opponent	Score	RPI	S	Opponent	Score	RPI	S	Opponent	Score
17	A	Rutgers	50 58	30	A	Central Mich.	79 69	54	A	Nebraska	51 75	104	H	Lamar University	79 64
17	H	Rutgers	47 33	32	A	Michigan	81 79	69	A	Indiana	54 72	177	N	Marist	61 47
25	A	Iowa	76 70	39	H	Ball St.	60 66	71	A	Georgia Tech	55 68	183	H	Northwestern	63 60
				47	N	Southern California	46 58	75	H	Ohio	71 77	184	H	Wisconsin	57 35
								78	H	Saint Mary's (CA)	70 60	196	H	Eastern Wash.	65 40
								82	H	Penn St.	88 73	212	H	UT Martin	60 58
								91	A	Utah	68 81	251	A	Hawaii	79 67
								94	H	Miami (OH)	75 66	286	H	Valparaiso	95 49
LAST 12 Division I GAMES:															
32	A	Michigan	81 79	69	A	Indiana	54 72	184	H	Wisconsin	57 35	17	A	Rutgers	50 58
82	H	Penn St.	88 73	17	A	Rutgers	50 58	78	H	Saint Mary's (CA)	70 60	212	H	UT Martin	60 58
54	A	Nebraska	51 75	78	H	Saint Mary's (CA)	70 60	196	H	Eastern Wash.	65 40				
183	H	Northwestern	63 60												
25	A	Iowa	76 70												
17	H	Rutgers	47 33												

Non-Div I Games:

Purdue

Average RPI	W n:	213	WON-LOST	WINNING	LAST 10	STRENGTH OF	OPP. STRENGTH	TEAM	ADJ.	CONF.	ADJ CONF.
Average RPI	Loss:	30	RECORD	PCT. RANK	GAMES	SCHEDULE	OF SCHEDULE	RPI	RPI	RPI	RPI
DIV. I ONLY		18- 5	32	10- 0	129	140	52	52	27	27	
DIV. I NON-CONF.		6- 5	153	0- 0	6	7	22	22	26	26	

TOTALS	RPI 1-25		RPI 26-50		W-L RECORDS	RPI 51-100	RPI 101-999		RPI 201+		
18- 5	0- 3		3- 1		OVERALL	0- 1	15- 0		11- 0		
9- 1	0- 0		2- 1		HOME	0- 0	7- 0		4- 0		
9- 3	0- 2		1- 0		AWAY	0- 1	8- 0		7- 0		
0- 1	0- 1		0- 0		NEUTRAL	0- 0	0- 0		0- 0		
6- 5	0- 3		3- 1		NON-CONFERENCE	0- 1	3- 0		1- 0		
3- 1	0- 0		2- 1		HOME	0- 0	1- 0		0- 0		
3- 3	0- 2		1- 0		AWAY	0- 1	2- 0		1- 0		
0- 1	0- 1		0- 0		NEUTRAL	0- 0	0- 0		0- 0		
12- 0	0- 0		0- 0		CONFERENCE	0- 0	12- 0		10- 0		
6- 0	0- 0		0- 0		HOME	0- 0	6- 0		4- 0		
6- 0	0- 0		0- 0		AWAY	0- 0	6- 0		6- 0		
0- 0	0- 0		0- 0		NEUTRAL	0- 0	0- 0		0- 0		

RPI	S	Opponent	Score	RPI	S	Opponent	Score	RPI	S	Opponent	Score	RPI	S	Opponent	Score
7	A	Ohio St.	63 95	30	A	Central Mich.	84 70	56	A	Michigan St.	55 74	177	H	Marist	62 56
16	N	Missouri	51 66	34	H	Northern Colo.	60 49					186	A	Hampton	64 58
25	A	Iowa	67 83	40	H	Dayton	72 66					191	H	Provi dence	62 36
				46	H	Princeton	46 60					197	H	Si ena	68 54

Team's RPI: 52															
RPI 101+															
LAST 12 Di vi si on I GAMES:															
257	A	Fai rfi eld	58 39	343	H	Saint Peter's	86 39					276	H	Ri der	73 66
233	A	Ni agara	84 55	177	H	Marist	62 56					289	A	Canis us	84 55
289	A	Canis us	84 55	338	A	Iona	74 38					295	A	Monmouth	76 55
257	H	Fai rfi eld	77 45	233	H	Ni agara	77 61					338	A	Iona	74 38
295	A	Monmouth	76 55	245	A	Manhattan	80 64					343	H	Saint Peter's	86 39
276	H	Ri der	73 66	197	H	Si ena	68 54								

Non-Di v I Games:

Qui nni pi ac

Average RPI Win:	267	WON-LOST	WINNING	LAST 10	STRENGTH OF	OPP. STRENGTH	TEAM	ADJ.	CONF.	ADJ CONF.
Average RPI Loss:	155	RECORD	PCT. RANK	GAMES	SCHEDULE	OF SCHEDULE	RPI	RPI	RPI	RPI
DIV. I ONLY	13- 7	91	7- 3	310	285	170	170	28	28	
DIV. I NON-CONF.	6- 4	122	1- 0	312	186	185	185	28	28	

TOTALS	RPI 1-25	RPI 26-50	W-L RECORDS	RPI 51-100	RPI 101-999	RPI 201+				
13- 7	0- 0	0- 1	OVERALL	0- 2	13- 4	12- 3				
7- 1	0- 0	0- 0	HOME	0- 0	7- 1	6- 1				
4- 5	0- 0	0- 0	AWAY	0- 0	4- 2	4- 2				
2- 1	0- 0	0- 1	NEUTRAL	0- 0	2- 0	2- 0				
6- 4	0- 0	0- 1	NON-CONFERENCE	0- 2	6- 1	6- 1				
3- 0	0- 0	0- 0	HOME	0- 0	3- 0	3- 0				
1- 3	0- 0	0- 0	AWAY	0- 2	1- 1	1- 1				
2- 1	0- 0	0- 1	NEUTRAL	0- 0	2- 0	2- 0				
7- 3	0- 0	0- 0	CONFERENCE	0- 0	7- 3	6- 2				
4- 1	0- 0	0- 0	HOME	0- 0	4- 1	3- 1				
3- 2	0- 0	0- 0	AWAY	0- 0	3- 2	3- 1				
0- 0	0- 0	0- 0	NEUTRAL	0- 0	0- 0	0- 0				

Radford

Radford

RPI	S	Opponent	Score	RPI	S	Opponent	Score	RPI	S	Opponent	Score	RPI	S	Opponent	Score	Team's RPI: 170
44	N	West Virginia	55 75	63	A	Virginia Tech	42 68	107	A	Liberty	56 61	147	H	High Point	50 47	
				84	A	North Carolina	46 79	205	N	Abilene Christian	71 65	217	A	Gardner-Webb	53 69	
								217	H	Gardner-Webb	66 46	232	H	UNCG	56 53	
								242	A	Campbell	51 50	246	H	UNC Asheville	56 67	
								256	H	Presbyterian	93 55	267	N	Towson	69 66	
								269	H	Appalachian St.	61 40	308	H	VCU	79 62	
								315	A	Charleston So.	61 56	322	A	Western Caro.	27 39	
								328	A	Tennessee Tech	60 41	339	H	Winthrop	78 52	
								349	A	Longwood	52 33					
LAST 12 Division I GAMES:																
217	H	Gardner-Webb	66 46	315	A	Charleston So.	61 56	246	H	UNC Asheville	56 67	217	A	Gardner-Webb	53 69	
242	A	Campbell	51 50	246	H	UNC Asheville	56 67	217	A	Gardner-Webb	53 69	339	H	Winthrop	78 52	
107	A	Liberty	56 61	217	A	Gardner-Webb	53 69	267	N	Towson	69 66	205	N	Abilene Christian	71 65	
147	H	High Point	50 47	339	H	Winthrop	78 52									
256	H	Presbyterian	93 55													
349	A	Longwood	52 33													

Non-Div I Games: UVa-Wise 75 43

Radford

Average RPI Win:	276	WON-LOST	WINNING	LAST 10	STRENGTH OF	OPP. STRENGTH	TEAM	ADJ.	CONF.	ADJ CONF.
Average RPI Loss:	166	RECORD	PCT. RANK	GAMES	SCHEDULE	OF SCHEDULE	RPI	RPI	RPI	RPI
DIV. I ONLY	3- 19	326	1- 9	253	186	334	334	12	12	
DIV. I NON-CONF.	2- 10	300	0- 1	216	262	313	313	10	10	

TOTALS	RPI 1-25	RPI 26-50	W-L RECORDS	RPI 51-100	RPI 101-999	RPI 201+				
3- 19	0- 0	0- 1	OVERALL	0- 3	3- 15	3- 6				
3- 7	0- 0	0- 0	HOME	0- 1	3- 6	3- 4				
0- 11	0- 0	0- 1	AWAY	0- 2	0- 8	0- 1				
0- 1	0- 0	0- 0	NEUTRAL	0- 0	0- 1	0- 1				
2- 10	0- 0	0- 0	NON-CONFERENCE	0- 3	2- 7	2- 2				
2- 2	0- 0	0- 0	HOME	0- 1	2- 1	2- 1				
0- 7	0- 0	0- 0	AWAY	0- 2	0- 5	0- 0				
0- 1	0- 0	0- 0	NEUTRAL	0- 0	0- 1	0- 1				
1- 9	0- 0	0- 1	CONFERENCE	0- 0	1- 8	1- 4				
1- 5	0- 0	0- 0	HOME	0- 0	1- 5	1- 3				
0- 4	0- 0	0- 1	AWAY	0- 0	0- 3	0- 1				
0- 0	0- 0	0- 0	NEUTRAL	0- 0	0- 0	0- 0				

RPI 1-25				RPI 26-50				RPI 51-100				RPI 101+ Team's RPI : 334			
RPI	S	Opponent	Score	RPI	S	Opponent	Score	RPI	S	Opponent	Score	RPI	S	Opponent	Score
				40	A	Dayton	58 116								
								51	H	Minnesota	60 82	103	H	George Mason	53 92
								56	A	Michigan St.	38 82	112	A	Dartmouth	54 70
								87	A	Penn	66 84	113	A	George Washington	52 65
												153	A	Davidson	67 77
												153	H	Davidson	67 79
												168	A	Samford	37 67
												176	A	Jacksonville St.	53 63
												177	A	Marist	42 64
												191	A	Providence	41 65
												215	H	Richmond	53 74
												225	H	La Salle	72 63
												234	A	St. Bonaventure	70 81
												239	H	Holy Cross	63 69
												257	H	Fairfield	62 47
												282	N	Bryant	52 58
												291	H	Massachusetts	59 61
												308	H	VCU	49 61
												347	H	UMass Lowell	81 64
LAST 12 Division I GAMES:															
				153	H	Davidson	67 79					308	H	VCU	49 61
				291	H	Massachusetts	59 61					153	A	Davidson	67 77
				113	A	George Washington	52 65					40	A	Dayton	58 116
				225	H	La Salle	72 63					215	H	Richmond	53 74
				234	A	St. Bonaventure	70 81					87	A	Penn	66 84
				103	H	George Mason	53 92					239	H	Holy Cross	63 69

Non-Div I Games: Southern Conn. St. 57 62

Rhode Island

Average RPI Win:	249	WON-LOST	WINNING	LAST 10	STRENGTH OF	OPP. STRENGTH	TEAM	ADJ.	CONF.	ADJ CONF.
Average RPI Loss:	147	RECORD	PCT. RANK	GAMES	SCHEDULE	OF SCHEDULE	RPI	RPI	RPI	RPI
DIV. I ONLY	17- 3	12	9- 1	343	178	108	108	18	18	
DIV. I NON-CONF.	10- 2	33	4- 0	338	212	129	129	19	19	

TOTALS	RPI 1-25	RPI 26-50	W-L RECORDS	RPI 51-100	RPI 101-999	RPI 201+				
17- 3	0- 1	0- 0	OVERALL	0- 0	17- 2	11- 1				
9- 0	0- 0	0- 0	HOME	0- 0	9- 0	5- 0				
8- 3	0- 1	0- 0	AWAY	0- 0	8- 2	6- 1				
0- 0	0- 0	0- 0	NEUTRAL	0- 0	0- 0	0- 0				
10- 2	0- 1	0- 0	NON-CONFERENCE	0- 0	10- 1	8- 0				
5- 0	0- 0	0- 0	HOME	0- 0	5- 0	3- 0				
5- 2	0- 1	0- 0	AWAY	0- 0	5- 1	5- 0				
0- 0	0- 0	0- 0	NEUTRAL	0- 0	0- 0	0- 0				
7- 1	0- 0	0- 0	CONFERENCE	0- 0	7- 1	3- 1				
4- 0	0- 0	0- 0	HOME	0- 0	4- 0	2- 0				
3- 1	0- 0	0- 0	AWAY	0- 0	3- 1	1- 1				
0- 0	0- 0	0- 0	NEUTRAL	0- 0	0- 0	0- 0				

RPI	S	Opponent	Score	RPI	S	Opponent	Score	RPI	S	Opponent	Score	RPI	S	Opponent	Score	Team's RPI: 108
15	A	Texas A&M	76 82									122	H	UTEP	56 42	
												129	H	Little Rock	58 51	
												137	A	Kansas	65 73	
												159	H	Southern Miss.	62 56	
												179	A	Fla. Atlantic	67 53	
												181	A	Charlotte	62 55	
												189	H	Columbia	67 44	
												252	A	North Texas	50 49	
												255	A	A&M-Corpus Christi	67 56	
												265	A	Prairie View	88 68	
												278	A	Grand Canyon	69 59	
												288	A	FIU	58 68	
												303	H	Incarinate Word	60 43	
												305	H	UTSA	83 52	
												310	H	Old Dominion	53 45	
												320	H	Houston Baptist	67 45	
												324	A	Northern Ariz.	88 83	
												331	A	Sam Houston St.	79 50	
												332	H	La. -Monroe	63 47	
LAST 12 Division I GAMES:																
159	H	Southern Miss.	62 56	305	H	UTSA	83 52									
310	H	Old Dominion	53 45	252	A	North Texas	50 49									
122	H	UTEP	56 42	189	H	Columbia	67 44									
181	A	Charlotte	62 55	265	A	Prairie View	88 68									
288	A	FIU	58 68	255	A	A&M-Corpus Christi	67 56									
179	A	Fla. Atlantic	67 53	332	H	La. -Monroe	63 47									

Non-Div I Games:

Rice

Average RPI Win:	275	WON-LOST	WINNING	LAST 10	STRENGTH OF	OPP. STRENGTH	TEAM	ADJ.	CONF.	ADJ CONF.
Average RPI Loss:	112	RECORD	PCT. RANK	GAMES	SCHEDULE	OF SCHEDULE	RPI	RPI	RPI	RPI
DIV. I ONLY	9- 14	231	4- 6	160	216	215	215	12	12	
DIV. I NON-CONF.	5- 8	220	0- 2	150	278	206	206	10	10	

TOTALS	RPI 1-25	RPI 26-50	W-L RECORDS	RPI 51-100	RPI 101-999	RPI 201+				
9- 14	0- 0	0- 1	OVERALL	0- 5	9- 8	8- 0				
1- 8	0- 0	0- 1	HOME	0- 4	1- 3	1- 0				
7- 3	0- 0	0- 0	AWAY	0- 0	7- 0	6- 0				
1- 3	0- 0	0- 0	NEUTRAL	0- 1	1- 2	1- 0				
5- 8	0- 0	0- 0	NON-CONFERENCE	0- 3	5- 5	4- 0				
0- 4	0- 0	0- 0	HOME	0- 2	0- 2	0- 0				
4- 1	0- 0	0- 0	AWAY	0- 0	4- 1	3- 0				
1- 3	0- 0	0- 0	NEUTRAL	0- 1	1- 2	1- 0				
4- 6	0- 0	0- 1	CONFERENCE	0- 2	4- 3	4- 0				
1- 4	0- 0	0- 1	HOME	0- 2	1- 1	1- 0				
3- 2	0- 0	0- 0	AWAY	0- 0	3- 2	3- 0				
0- 0	0- 0	0- 0	NEUTRAL	0- 0	0- 0	0- 0				

RPI 1-25				RPI 26-50				RPI 51-100				RPI 101+				Team's RPI: 215	
RPI	S	Opponent	Score	RPI	S	Opponent	Score	RPI	S	Opponent	Score	RPI	S	Opponent	Score		
				40	H	Dayton	59 66	52	H	Qui nni pi ac	65 81	102	H	Wake Forest	81 85		
								66	H	Fordham	38 43	103	A	George Mason	56 77		
								85	H	Navy	56 76	143	H	William & Mary	64 78		
								89	H	Sai nt Loui s	61 79	144	N	Bethune-Cookman	50 63		
								93	N	Wri ght St.	69 85	153	H	Davi dson	65 68		
												155	A	Stetson	67 72		
												172	A	Sai nt Joseph' s	72 81		
												175	N	Flori da	80 87		
												189	A	Col umbia	85 79		
												220	A	East Carol ina	65 64		
												225	H	La Salle	77 51		
												257	A	Fai rfi eld	72 67		
												291	A	Massachusetts	51 39		
												308	A	VCU	77 68		
												310	A	Ol d Domini on	54 45		
												334	A	Rhode Isl and	74 53		
												342	N	Savannah St.	100 63		
LAST 12 Di vi si on I GAMES:																	
				291	A	Massachusetts	51 39	172	A	Sai nt Joseph' s	72 81						
				308	A	VCU	77 68	225	H	La Salle	77 51						
				40	H	Dayton	59 66	89	H	Sai nt Loui s	61 79						
				66	H	Fordham	38 43	334	A	Rhode Isl and	74 53						
				103	A	George Mason	56 77	144	N	Bethune-Cookman	50 63						
				153	H	Davi dson	65 68	155	A	Stetson	67 72						

Non-Di v I Games:

Richmond

Average RPI Win: 287
Average RPI Loss: 187

WON-LOST
RECORD

WINNING
PCT. RANK

LAST 10
GAMES

STRENGTH OF
SCHEDULE

OPP. STRENGTH
OF SCHEDULE

TEAM
RPI

ADJ.
RPI

CONF.
RPI

ADJ CONF.
RPI

DIV. I ONLY	9- 14	231	6- 4	307	313	276	276	27	27
DIV. I NON-CONF.	3- 8	268	0- 0	270	321	283	283	26	26

TOTALS	RPI 1-25	RPI 26-50	W-L RECORDS	RPI 51-100	RPI 101-999	RPI 201+			
9- 14	0- 0	0- 0	OVERALL	0- 3	9- 11	9- 6			
4- 6	0- 0	0- 0	HOME	0- 0	4- 6	4- 2			
5- 7	0- 0	0- 0	AWAY	0- 3	5- 4	5- 3			
0- 1	0- 0	0- 0	NEUTRAL	0- 0	0- 1	0- 1			
3- 8	0- 0	0- 0	NON-CONFERENCE	0- 2	3- 6	3- 4			
1- 3	0- 0	0- 0	HOME	0- 0	1- 3	1- 1			
2- 4	0- 0	0- 0	AWAY	0- 2	2- 2	2- 2			
0- 1	0- 0	0- 0	NEUTRAL	0- 0	0- 1	0- 1			
6- 6	0- 0	0- 0	CONFERENCE	0- 1	6- 5	6- 2			
3- 3	0- 0	0- 0	HOME	0- 0	3- 3	3- 1			
3- 3	0- 0	0- 0	AWAY	0- 1	3- 2	3- 1			
0- 0	0- 0	0- 0	NEUTRAL	0- 0	0- 0	0- 0			

RPI 1-25				RPI 26-50				RPI 51-100				RPI 101+				Team's RPI: 276
RPI	S	Opponent	Score	RPI	S	Opponent	Score	RPI	S	Opponent	Score	RPI	S	Opponent	Score	
								52	A	Qui nni pi ac	66 73	135	H	Bucknel l	71 76	
								85	A	Navy	44 63	164	H	Bi nghamton	54 76	
								100	A	Seton Hal l	49 85	177	A	Marist	67 68	
												177	H	Marist	69 80	
												197	H	Si ena	67 71	
												220	N	East Carol ina	63 66	
												225	A	La Salle	76 55	
												233	H	Ni agara	65 58	
												239	H	Holy Cross	56 83	
												243	A	Lafayette	45 60	
												245	H	Manhattan	67 51	
												257	A	Fairfi eld	61 45	
												257	H	Fairfi eld	57 68	
												275	A	Mt. St. Mary's	78 82	
												289	H	Canisi us	70 54	
												295	A	Monmouth	56 63	
												313	H	Vermont	64 49	
												338	A	Iona	62 49	
												343	A	Saint Peter's	57 52	
												344	A	NJIT	79 64	
LAST 12 Di vi si on I GAMES:																
				295	A	Monmouth	56 63	52	A	Qui nni pi ac	66 73					
				245	H	Manhattan	67 51	257	A	Fairfi eld	61 45					
				257	H	Fairfi eld	57 68	289	H	Canisi us	70 54					
				338	A	Iona	62 49	343	A	Saint Peter's	57 52					
				177	A	Marist	67 68	197	H	Si ena	67 71					
				233	H	Ni agara	65 58	177	H	Marist	69 80					

R
i
d
e
rR
i
d
e
r

Non-Di v I Games:

Ri der

Loss, Non-Conf, S Site, H Home A Away N Neutral

Average RPI Win: 259

Average RPI Loss: 135

WON-LOST
RECORDWINNING
PCT. RANKLAST 10
GAMESSTRENGTH OF
SCHEDULEOPP. STRENGTH
OF SCHEDULETEAM
RPIADJ.
RPICONF.
RPIADJ CONF.
RPIDIV. I ONLY
DIV. I NON-CONF.15- 5
6- 447
1229- 1
0- 1317
317254
156148
219148
21929
2929
29

TOTALS

RPI 1-25

RPI 26-50

W-L RECORDS

RPI 51-100

RPI 101-999

RPI 201+

15- 5

0- 0

0- 0

OVERALL

0- 1

15- 4

13- 0

8- 2

0- 0

0- 0

HOME

0- 0

8- 2

7- 0

7- 2

0- 0

0- 0

AWAY

0- 1

7- 1

6- 0

0- 1

0- 0

0- 0

NEUTRAL

0- 0

0- 1

0- 0

6- 4

0- 0

0- 0

NON-CONFERENCE

0- 1

6- 3

5- 0

3- 2

0- 0

0- 0

HOME

0- 0

3- 2

3- 0

3- 1

0- 0

0- 0

AWAY

0- 1

3- 0

2- 0

0- 1

0- 0

0- 0

NEUTRAL

0- 0

0- 1

0- 0

9- 1

0- 0

0- 0

CONFERENCE

0- 0

9- 1

8- 0

5- 0

0- 0

0- 0

HOME

0- 0

5- 0

4- 0

4- 1

0- 0

0- 0

AWAY

0- 0

4- 1

4- 0

0- 0

0- 0

0- 0

NEUTRAL

0- 0

0- 0

0- 0

RPI 1-25

RPI 26-50

RPI 51-100

RPI 101+

Team's RPI: 148

RPI S Opponent Score

RPI S Opponent Score

RPI S Opponent Score

RPI S Opponent Score

56 A Michigan St. 58 100

131 A Saint Francis (PA) 47 68

131 H Saint Francis (PA) 63 62

138 H Kent St. 31 46

160 A Cal Poly 66 50

166 N San Francisco 45 57

182 H Bowling Green 62 64

228 H Youngstown St. 84 52

240 A Northern Ky. 59 50

243 H Lafayette 63 42

258 A Fairleigh Dickinson 77 68

264 H LIU Brooklyn 60 53

275 A Mt. St. Mary's 77 68

280 A Sacred Heart 91 57

282 H Bryant 72 49

287 H St. Francis Brooklyn 59 36

295 H Monmouth 56 38

298 H Central Conn. St. 66 47

325 A Wagner 58 52

326 A Delaware St. 65 42

LAST 12 Division I GAMES:

131 A Saint Francis (PA) 47 68

298 H Central Conn. St. 66 47

282 H Bryant 72 49

275 A Mt. St. Mary's 77 68

325 A Wagner 58 52

131 H Saint Francis (PA) 63 62

287 H St. Francis Brooklyn 59 36

264 H LIU Brooklyn 60 53

280 A Sacred Heart 91 57

258 A Fairleigh Dickinson 77 68

138 H Kent St. 31 46

243 H Lafayette 63 42

Robert Morris

Robert Morris

Non-Div I Games:

Clarion

67 60

Robert Morris

Average RPI Win: 103

Average RPI Loss: 52

WON-LOST
RECORDWINNING
PCT. RANKLAST 10
GAMESSTRENGTH OF
SCHEDULEOPP. STRENGTH
OF SCHEDULETEAM
RPIADJ.
RPICONF.
RPIADJ CONF.
RPIDIV. I ONLY
DIV. I NON-CONF.17- 7
12- 263
215- 5
2- 012
1328
3017
1017
103
43
4

TOTALS

RPI 1-25

RPI 26-50

W-L RECORDS

RPI 51-100

RPI 101-999

RPI 201+

17- 7 1- 2
12- 1 1- 0
4- 4 0- 1
1- 2 0- 14- 1
4- 0
0- 1
0- 0OVERALL
HOME
AWAY
NEUTRAL5- 4
3- 1
2- 2
0- 17- 0
4- 0
2- 0
1- 01- 0
1- 0
0- 0
0- 012- 2 1- 1
8- 0 1- 0
3- 0 0- 0
1- 2 0- 13- 0
3- 0
0- 0
0- 0NON-CONFERENCE
HOME
AWAY
NEUTRAL2- 1
1- 0
1- 0
0- 16- 0
3- 0
2- 0
1- 01- 0
1- 0
0- 0
0- 05- 5 0- 1
4- 1 0- 0
1- 4 0- 1
0- 0 0- 01- 1
1- 0
0- 1
0- 0CONFERENCE
HOME
AWAY
NEUTRAL3- 3
2- 1
1- 2
0- 01- 0
1- 0
0- 0
0- 00- 0
0- 0
0- 0
0- 0

RPI 1-25

Team's RPI: 17

RPI	S	Opponent	Score
13	H	NC State	57 53
21	N	South Carolina	68 78
22	A	Maryland	60 88

RPI 26-50

RPI	S	Opponent	Score
29	H	Virginia	52 43
37	A	Purdue	33 47
37	H	Purdue	58 50
45	H	Houston	75 57
46	H	Princeton	70 50

RPI 51-100

RPI	S	Opponent	Score
51	H	Minnesota	80 70
54	H	Nebraska	42 52
56	A	Michigan St.	61 58
69	A	Indiana	58 64
81	N	Washington St.	60 63
82	A	Penn St.	67 70
82	H	Penn St.	70 65
83	A	James Madison	76 63
100	H	Seton Hall	70 45

RPI 101+

RPI	S	Opponent	Score
102	H	Wake Forest	65 51
111	N	Western Mich.	75 64
173	A	Temple	84 67
181	A	Charlotte	77 54
195	H	Illinois	76 37
197	H	Siena	59 47
258	H	Fairleigh Dickinson	101 35

LAST 12 Division I GAMES:

22	A	Maryland	60 88	82	H	Penn St.	70 65
69	A	Indiana	58 64	195	H	Illinois	76 37
54	H	Nebraska	42 52	56	A	Michigan St.	61 58
82	A	Penn St.	67 70	37	H	Purdue	58 50
51	H	Minnesota	80 70	45	H	Houston	75 57
37	A	Purdue	33 47	46	H	Princeton	70 50

R
u
t
g
e
r
sR
u
t
g
e
r
s

Non-Div I Games:

Rutgers

Average RPI Win:	254	WON-LOST	WINNING	LAST 10	STRENGTH OF	OPP. STRENGTH	TEAM	ADJ.	CONF.	ADJ CONF.
Average RPI Loss:	160	RECORD	PCT. RANK	GAMES	SCHEDULE	OF SCHEDULE	RPI	RPI	RPI	RPI
DIV. I ONLY	13- 4	44	9- 1	323	277	128	128	25	25	
DIV. I NON-CONF.	4- 3	143	0- 0	248	304	151	151	25	25	

TOTALS	RPI 1-25	RPI 26-50	W-L RECORDS	RPI 51-100	RPI 101-999	RPI 201+				
13- 4	0- 0	0- 0	OVERALL	1- 1	12- 3	11- 2				
7- 0	0- 0	0- 0	HOME	1- 0	6- 0	5- 0				
4- 4	0- 0	0- 0	AWAY	0- 1	4- 3	4- 2				
2- 0	0- 0	0- 0	NEUTRAL	0- 0	2- 0	2- 0				
4- 3	0- 0	0- 0	NON-CONFERENCE	1- 1	3- 2	3- 2				
2- 0	0- 0	0- 0	HOME	1- 0	1- 0	1- 0				
0- 3	0- 0	0- 0	AWAY	0- 1	0- 2	0- 2				
2- 0	0- 0	0- 0	NEUTRAL	0- 0	2- 0	2- 0				
9- 1	0- 0	0- 0	CONFERENCE	0- 0	9- 1	8- 0				
5- 0	0- 0	0- 0	HOME	0- 0	5- 0	4- 0				
4- 1	0- 0	0- 0	AWAY	0- 0	4- 1	4- 0				
0- 0	0- 0	0- 0	NEUTRAL	0- 0	0- 0	0- 0				

S

F

A

RPI 1-25				RPI 26-50				RPI 51-100				RPI 101+				Team's RPI: 128
RPI	S	Opponent	Score	RPI	S	Opponent	Score	RPI	S	Opponent	Score	RPI	S	Opponent	Score	
								72	H	South Dakota	77 55	104	A	Lamar University	65	79
								88	A	Kansas St.	49 74	120	H	Central Ark.	59	46
												205	H	Abilene Christian	66	55
												221	A	Montana St.	54	59
												226	A	New Orleans	74	67
												227	A	Montana	52	60
												254	A	Nicholls St.	86	73
												277	N	Alcorn	83	79
												285	H	Southeastern La.	79	67
												293	H	Coppin St.	72	59
												299	N	Alabama St.	77	50
												303	H	Incarnate Word	60	49
												320	A	Houston Baptist	76	54
												323	A	Northwestern St.	70	62
												331	H	Sam Houston St.	75	53
LAST 12 Division I GAMES:																
104	A	Lamar University	65	79	226	A	New Orleans	74	67							
320	A	Houston Baptist	76	54	323	A	Northwestern St.	70	62							
331	H	Sam Houston St.	75	53	254	A	Nicholls St.	86	73							
120	H	Central Ark.	59	46	285	H	Southeastern La.	79	67							
205	H	Abilene Christian	66	55	221	A	Montana St.	54	59							
303	H	Incarnate Word	60	49	227	A	Montana	52	60							

S

F

A

Non-Div I Games: Howard Payne 105 35 Central Baptist 97 34 Tex. A&M-Commerce 83 61 Cent. Christian (KS) 105 32 SFA

SIUE				Through Games Of Feb. 3, 2018																
Average RPI Win:		246	WON-LOST		WINNING		LAST 10		STRENGTH OF		OPP. STRENGTH		TEAM		ADJ.		CONF.		ADJ CONF.	
Average RPI Loss:		105	RECORD		PCT. RANK		GAMES		SCHEDULE		OF SCHEDULE		RPI		RPI		RPI		RPI	
DIV. I ONLY			13- 10		134		8- 2		141		213		132		132		26		26	
DIV. I NON-CONF.			3- 8		268		0- 0		91		50		222		222		27		27	
TOTALS		RPI 1-25		RPI 26-50		W-L RECORDS		RPI 51-100		RPI 101-999		RPI 201+								
13- 10		0- 1		0- 2		OVERALL		1- 3		12- 4		10- 2								
7- 4		0- 0		0- 1		HOME		1- 1		6- 2		5- 0								
6- 5		0- 1		0- 1		AWAY		0- 2		6- 1		5- 1								
0- 1		0- 0		0- 0		NEUTRAL		0- 0		0- 1		0- 1								
3- 8		0- 1		0- 2		NON-CONFERENCE		1- 1		2- 4		1- 2								
2- 3		0- 0		0- 1		HOME		1- 0		1- 2		1- 0								
1- 4		0- 1		0- 1		AWAY		0- 1		1- 1		0- 1								
0- 1		0- 0		0- 0		NEUTRAL		0- 0		0- 1		0- 1								
10- 2		0- 0		0- 0		CONFERENCE		0- 2		10- 0		9- 0								
5- 1		0- 0		0- 0		HOME		0- 1		5- 0		4- 0								
5- 1		0- 0		0- 0		AWAY		0- 1		5- 0		5- 0								
0- 0		0- 0		0- 0		NEUTRAL		0- 0		0- 0		0- 0								

RPI 1-25				RPI 26-50				RPI 51-100				RPI 101+ Team's RPI: 132			
RPI	S	Opponent	Score	RPI	S	Opponent	Score	RPI	S	Opponent	Score	RPI	S	Opponent	Score
16	A	Missouri	48 78	30	H	Central Mich.	56 94	54	A	Nebraska	53 62	133	H	Northern Ill.	75 86
				38	A	FGCU	49 66	68	A	Belmont	64 86	136	A	Southern Ill.	57 53
								68	H	Belmont	55 72	155	H	Stetson	61 65
								89	H	Saint Louis	79 72	176	H	Jacksonville St.	65 41
												212	H	UT Martin	73 70
												216	A	Morehead St.	66 51
												218	N	Akron	58 59
												219	H	Southeast Mo. St.	65 57
												231	A	Austin Peay	61 38
												273	A	Illinois St.	47 62
												302	A	Murray St.	75 70
												307	A	Eastern Ky.	62 60
												309	H	Air Force	76 40
												328	H	Tennessee Tech	65 58
												336	A	Tennessee St.	88 76
												336	H	Tennessee St.	74 63
LAST 12 Division I GAMES:															
				176	H	Jacksonville St.	65 41	336	H	Tennessee St.	74 63				
				328	H	Tennessee Tech	65 58	68	H	Belmont	55 72				
				68	A	Belmont	64 86	216	A	Morehead St.	66 51				
				336	A	Tennessee St.	88 76	307	A	Eastern Ky.	62 60				
				212	H	UT Martin	73 70	302	A	Murray St.	75 70				
				219	H	Southeast Mo. St.	65 57	231	A	Austin Peay	61 38				

Non-Div I Games:

SIUE

Average RPI	Win:	222	WON-LOST	WINNING	LAST 10	STRENGTH OF	OPP. STRENGTH	TEAM	ADJ.	CONF.	ADJ CONF.
Average RPI	Loss:	115	RECORD	PCT. RANK	GAMES	SCHEDULE	OF SCHEDULE	RPI	RPI	RPI	RPI
DIV. I ONLY		8- 15	260	2- 8	77	134	214	214	8	8	
DIV. I NON-CONF.		6- 7	184	1- 1	127	217	173	173	7	7	

TOTALS	RPI 1-25		RPI 26-50		W-L RECORDS		RPI 51-100		RPI 101-999		RPI 201+
8- 15	0- 1		0- 5		OVERALL		0- 2		8- 7		6- 2
7- 4	0- 0		0- 2		HOME		0- 1		7- 1		5- 0
0- 11	0- 1		0- 3		AWAY		0- 1		0- 6		0- 2
1- 0	0- 0		0- 0		NEUTRAL		0- 0		1- 0		1- 0
6- 7	0- 1		0- 1		NON-CONFERENCE		0- 2		6- 3		5- 1
5- 1	0- 0		0- 0		HOME		0- 1		5- 0		4- 0
0- 6	0- 1		0- 1		AWAY		0- 1		0- 3		0- 1
1- 0	0- 0		0- 0		NEUTRAL		0- 0		1- 0		1- 0
2- 8	0- 0		0- 4		CONFERENCE		0- 0		2- 4		1- 1
2- 3	0- 0		0- 2		HOME		0- 0		2- 1		1- 0
0- 5	0- 0		0- 2		AWAY		0- 0		0- 3		0- 1
0- 0	0- 0		0- 0		NEUTRAL		0- 0		0- 0		0- 0

RPI	S	Opponent	Score	RPI	S	Opponent	Score	RPI	S	Opponent	Score	RPI	S	Opponent	Score	Team's RPI: 214
15	A	Texas A&M	57 79	31	A	Oklahoma	75 87	55	H	TCU	58 64	152	A	Wichita St.	43 66	
				45	A	Houston	56 60	86	A	Alabama	44 59	162	H	Loyola Marymount	63 60	
				45	H	Houston	75 85					165	H	Cincinnati	40 58	
				48	A	UCF	43 58					173	A	Temple	52 55	
				48	H	UCF	42 60					173	H	Temple	60 56	
												190	A	Nevada	72 80	
												200	A	UT Arlington	55 58	
												205	H	Abilene Christian	65 44	
												220	A	East Carolina	47 76	
												220	H	East Carolina	65 51	
												241	H	CSU Bakersfield	41 29	
												244	N	UC Riverside	73 51	
												252	A	North Texas	40 47	
												254	H	Nicholls St.	68 61	
												274	H	McNeese	65 59	

LAST 12 Division I GAMES:																
220	A	East Carolina	47 76	220	H	East Carolina	65 51									
173	H	Temple	60 56	173	A	Temple	52 55									
45	A	Houston	56 60	48	H	UCF	42 60									
165	H	Cincinnati	40 58	45	H	Houston	75 85									
48	A	UCF	43 58	15	A	Texas A&M	57 79									
152	A	Wichita St.	43 66	274	H	McNeese	65 59									

Non-Div I Games:

SMU

Average RPI Win:	203	WON-LOST	WINNING	LAST 10	STRENGTH OF	OPP. STRENGTH	TEAM	ADJ.	CONF.	ADJ CONF.
Average RPI Loss:	146	RECORD	PCT. RANK	GAMES	SCHEDULE	OF SCHEDULE	RPI	RPI	RPI	RPI
DIV. I ONLY	2- 18	333	1- 9	89	204	284	284	19	19	
DIV. I NON-CONF.	1- 9	318	0- 2	65	78	247	247	15	15	

TOTALS	RPI 1-25	RPI 26-50	W-L RECORDS	RPI 51-100	RPI 101-999	RPI 201+				
2- 18	0- 0	0- 2	OVERALL	0- 3	2- 13	1- 3				
1- 4	0- 0	0- 0	HOME	0- 0	1- 4	0- 0				
0- 12	0- 0	0- 2	AWAY	0- 2	0- 8	0- 3				
1- 2	0- 0	0- 0	NEUTRAL	0- 1	1- 1	1- 0				
1- 9	0- 0	0- 2	NON-CONFERENCE	0- 3	1- 4	1- 1				
0- 0	0- 0	0- 0	HOME	0- 0	0- 0	0- 0				
0- 7	0- 0	0- 2	AWAY	0- 2	0- 3	0- 1				
1- 2	0- 0	0- 0	NEUTRAL	0- 1	1- 1	1- 0				
1- 9	0- 0	0- 0	CONFERENCE	0- 0	1- 9	0- 2				
1- 4	0- 0	0- 0	HOME	0- 0	1- 4	0- 0				
0- 5	0- 0	0- 0	AWAY	0- 0	0- 5	0- 2				
0- 0	0- 0	0- 0	NEUTRAL	0- 0	0- 0	0- 0				

RPI 1-25				RPI 26-50				RPI 51-100				RPI 101+				Team's RPI: 284
RPI	S	Opponent	Score	RPI	S	Opponent	Score	RPI	S	Opponent	Score	RPI	S	Opponent	Score	
				33	A	Arizona St.	58 106	60	N	Miami (FL)	56 82	133	N	Northern Ill.	75 84	
				44	A	West Virginia	47 101	70	A	UC Davis	72 79	139	H	Weber St.	56 78	
								98	A	Kentucky	70 101	154	A	Portland St.	73 74	
												154	H	Portland St.	72 81	
												161	A	Idaho	66 101	
												161	H	Idaho	79 64	
												166	A	San Francisco	76 90	
												169	H	Idaho St.	71 85	
												190	A	Nevada	68 95	
												196	A	Eastern Wash.	76 83	
												196	H	Eastern Wash.	72 83	
												216	A	Morehead St.	71 75	
												221	A	Montana St.	50 85	
												227	A	Montana	59 68	
												244	N	UC Riverside	99 72	
LAST 12 Division I GAMES:																
				161	A	Idaho	66 101	227	A	Montana	59 68					
				196	A	Eastern Wash.	76 83	196	H	Eastern Wash.	72 83					
				154	H	Portland St.	72 81	161	H	Idaho	79 64					
				169	H	Idaho St.	71 85	154	A	Portland St.	73 74					
				139	H	Weber St.	56 78	133	N	Northern Ill.	75 84					
				221	A	Montana St.	50 85	60	N	Miami (FL)	56 82					

Non-Div I Games: Antelope Valley 95 62

Sacramento St.

Average RPI Win: 257

Average RPI Loss: 197

WON-LOST
RECORDWINNING
PCT. RANKLAST 10
GAMESSTRENGTH OF
SCHEDULEOPP. STRENGTH
OF SCHEDULETEAM
RPIADJ.
RPICONF.
RPIADJ CONF.
RPIDIV. I ONLY
DIV. I NON-CONF.7- 14
4- 7261
2263- 7
0- 2287
184300
265280
233280
23329
2929
29

TOTALS

RPI 1-25

RPI 26-50

W-L RECORDS

RPI 51-100

RPI 101-999

RPI 201+

7- 14 0- 1
3- 6 0- 0
4- 8 0- 1
0- 0 0- 00- 0
0- 0
0- 0
0- 0OVERALL
HOME
AWAY
NEUTRAL0- 1
0- 0
0- 1
0- 07- 12
3- 6
4- 6
0- 05- 7
1- 3
4- 4
0- 04- 7 0- 1
3- 2 0- 0
1- 5 0- 1
0- 0 0- 00- 0
0- 0
0- 0
0- 0NON-CONFERENCE
HOME
AWAY
NEUTRAL0- 1
0- 0
0- 1
0- 04- 5
3- 2
1- 3
0- 02- 2
1- 1
1- 1
0- 03- 7 0- 0
0- 4 0- 0
3- 3 0- 0
0- 0 0- 00- 0
0- 0
0- 0
0- 0CONFERENCE
HOME
AWAY
NEUTRAL0- 0
0- 0
0- 0
0- 03- 7
0- 4
3- 3
0- 03- 5
0- 2
3- 3
0- 0

RPI 1-25

RPI 26-50

RPI 51-100

RPI 101+

Team's RPI: 280

RPI S Opponent Score
6 A Florida St. 52 101

RPI S Opponent Score

RPI S Opponent Score
74 A Harvard 62 70

RPI	S	Opponent	Score
119	A	Brown	77 102
131	H	Saint Francis (PA)	48 89
148	H	Robert Morris	57 91
156	H	Lehigh	65 55
158	H	New Hampshire	47 74
191	H	Providence	78 75
197	A	Siena	57 62
210	H	Hofstra	81 86
245	H	Manhattan	65 61
258	A	Fairleigh Dickinson	59 69
264	A	LIU Brooklyn	50 46
275	A	Mt. St. Mary's	82 52
282	H	Bryant	73 81
287	A	St. Francis Brooklyn	48 63
295	A	Monmouth	64 69
298	A	Central Conn. St.	59 69
298	H	Central Conn. St.	71 73
325	A	Wagner	72 55
340	A	Florida A&M	73 68

LAST 12 Division I GAMES:

298	H	Central Conn. St.	71	73	325	A	Wagner	72	55
287	A	St. Francis Brooklyn	48	63	275	A	Mt. St. Mary's	82	52
264	A	LIU Brooklyn	50	46	148	H	Robert Morris	57	91
258	A	Fairleigh Dickinson	59	69	131	H	Saint Francis (PA)	48	89
282	H	Bryant	73	81	158	H	New Hampshire	47	74
298	A	Central Conn. St.	59	69	197	A	Siena	57	62

Sacred Heart

Sacred Heart

Non-Div I Games:

Sacred Heart

Loss, Non-Conf, S Site, H Home A Away N Neutral

Average RPI Win:	264	WON-LOST	WINNING	LAST 10	STRENGTH OF	OPP. STRENGTH	TEAM	ADJ.	CONF.	ADJ CONF.
Average RPI Loss:	131	RECORD	PCT. RANK	GAMES	SCHEDULE	OF SCHEDULE	RPI	RPI	RPI	RPI
DIV. I ONLY	13- 8	111	9- 1	216	296	131	131	29	29	
DIV. I NON-CONF.	4- 7	226	1- 1	178	178	194	194	29	29	

TOTALS	RPI 1-25	RPI 26-50	W-L RECORDS	RPI 51-100	RPI 101-999	RPI 201+				
13- 8	0- 0	0- 1	OVERALL	0- 2	13- 5	11- 1				
7- 1	0- 0	0- 0	HOME	0- 0	7- 1	6- 0				
5- 6	0- 0	0- 1	AWAY	0- 2	5- 2	4- 0				
1- 1	0- 0	0- 0	NEUTRAL	0- 0	1- 1	1- 1				
4- 7	0- 0	0- 1	NON-CONFERENCE	0- 2	4- 4	3- 1				
1- 1	0- 0	0- 0	HOME	0- 0	1- 1	1- 0				
2- 5	0- 0	0- 1	AWAY	0- 2	2- 2	1- 0				
1- 1	0- 0	0- 0	NEUTRAL	0- 0	1- 1	1- 1				
9- 1	0- 0	0- 0	CONFERENCE	0- 0	9- 1	8- 0				
6- 0	0- 0	0- 0	HOME	0- 0	6- 0	5- 0				
3- 1	0- 0	0- 0	AWAY	0- 0	3- 1	3- 0				
0- 0	0- 0	0- 0	NEUTRAL	0- 0	0- 0	0- 0				

RPI 1-25				RPI 26-50				RPI 51-100				RPI 101+				Team's RPI: 131
RPI	S	Opponent	Score	RPI	S	Opponent	Score	RPI	S	Opponent	Score	RPI	S	Opponent	Score	
				41	A	Gonzaga	74 97	53	A	Duquesne	68 87	143	H	William & Mary	86 92	
								62	A	Tol edo	66 74	148	A	Robert Morris	62 63	
												148	H	Robert Morris	68 47	
												165	A	Cincinnati	77 73	
												189	A	Col umbi a	81 94	
												193	A	Boise St.	59 87	
												219	N	Southeast Mo. St.	50 82	
												228	H	Youngstown St.	79 65	
												258	A	Fairleigh Dickinson	80 56	
												264	H	LIU Brooklyn	101 71	
												275	H	Mt. St. Mary's	92 88	
												280	A	Sacred Heart	89 48	
												282	H	Bryant	87 69	
												287	H	St. Francis Brooklyn	90 75	
												298	H	Central Conn. St.	87 59	
												310	N	Old Dominion	79 68	
												311	A	Portland	106 101	
												325	A	Wagner	79 76	

LAST 12 Division I GAMES:																
				148	H	Robert Morris	68 47	264	H	LIU Brooklyn	101 71					
				282	H	Bryant	87 69	287	H	St. Francis Brooklyn	90 75					
				298	H	Central Conn. St.	87 59	258	A	Fairleigh Dickinson	80 56					
				325	A	Wagner	79 76	280	A	Sacred Heart	89 48					
				275	H	Mt. St. Mary's	92 88	193	A	Boise St.	59 87					
				148	A	Robert Morris	62 63	311	A	Portland	106 101					

Non-Div I Games: Seton Hill 103 71

Saint Francis (PA)

Average RPI Win:	241	WON-LOST	WINNING	LAST 10	STRENGTH OF	OPP. STRENGTH	TEAM	ADJ.	CONF.	ADJ CONF.
Average RPI Loss:	119	RECORD	PCT. RANK	GAMES	SCHEDULE	OF SCHEDULE	RPI	RPI	RPI	RPI
DIV. I ONLY	10- 11	195	5- 5	179	180	172	172	12	12	
DIV. I NON-CONF.	5- 7	212	0- 3	139	201	166	166	10	10	

TOTALS	RPI 1-25	RPI 26-50	W-L RECORDS	RPI 51-100	RPI 101-999	RPI 201+				
10- 11	0- 0	0- 4	OVERALL	1- 3	9- 4	8- 2				
4- 4	0- 0	0- 2	HOME	0- 2	4- 0	4- 0				
6- 6	0- 0	0- 1	AWAY	1- 1	5- 4	4- 2				
0- 1	0- 0	0- 1	NEUTRAL	0- 0	0- 0	0- 0				
5- 7	0- 0	0- 3	NON-CONFERENCE	1- 1	4- 3	3- 1				
2- 2	0- 0	0- 1	HOME	0- 1	2- 0	2- 0				
3- 4	0- 0	0- 1	AWAY	1- 0	2- 3	1- 1				
0- 1	0- 0	0- 1	NEUTRAL	0- 0	0- 0	0- 0				
5- 4	0- 0	0- 1	CONFERENCE	0- 2	5- 1	5- 1				
2- 2	0- 0	0- 1	HOME	0- 1	2- 0	2- 0				
3- 2	0- 0	0- 0	AWAY	0- 1	3- 1	3- 1				
0- 0	0- 0	0- 0	NEUTRAL	0- 0	0- 0	0- 0				

RPI 1-25				RPI 26-50				RPI 51-100				RPI 101+				Team's RPI: 172	
RPI	S	Opponent	Score	RPI	S	Opponent	Score	RPI	S	Opponent	Score	RPI	S	Opponent	Score		
26	A	Villanova	44 79	26	A	Villanova	44 79	53	H	Duquesne	42 61	135	A	Bucknell	77 53		
40	H	Dayton	59 65	40	H	Dayton	59 65	83	A	James Madison	73 66	173	A	Temple	66 69		
46	N	Princeton	54 63	46	N	Princeton	54 63	87	H	Penn	50 57	175	A	Florida	51 71		
50	H	Drexel	58 65	50	H	Drexel	58 65	89	A	Saint Louis	73 96	215	H	Richmond	81 72		
												225	A	La Salle	75 64		
												233	A	Niagara	93 69		
												234	A	St. Bonaventure	70 64		
												267	A	Towson	66 90		
												291	A	Massachusetts	84 79		
												308	A	VCU	54 56		
												308	H	VCU	79 41		
												343	H	Saint Peter's	87 58		
												346	H	Eastern Ill.	80 62		
LAST 12 Division I GAMES:																	
308	A	VCU	54 56	40	H	Dayton	59 65	308	H	VCU	79 41	175	A	Florida	51 71		
225	A	La Salle	75 64	234	A	St. Bonaventure	70 64	46	N	Princeton	54 63	50	H	Drexel	58 65		
53	H	Duquesne	42 61														
89	A	Saint Louis	73 96														
291	A	Massachusetts	84 79														
215	H	Richmond	81 72														

Non-Div I Games:

Saint Joseph's

Average RPI Win:	180	WON-LOST	WINNING	LAST 10	STRENGTH OF	OPP. STRENGTH	TEAM	ADJ.	CONF.	ADJ CONF.
Average RPI Loss:	77	RECORD	PCT. RANK	GAMES	SCHEDULE	OF SCHEDULE	RPI	RPI	RPI	RPI
DIV. I ONLY	12- 10	149	7- 3	67	91	89	89	12	12	
DIV. I NON-CONF.	6- 7	184	2- 1	101	31	133	133	10	10	

TOTALS	RPI 1-25	RPI 26-50	W-L RECORDS	RPI 51-100	RPI 101-999	RPI 201+				
12- 10	0- 2	0- 2	OVERALL	1- 2	11- 4	5- 0				
7- 2	0- 0	0- 0	HOME	1- 0	6- 2	3- 0				
3- 7	0- 1	0- 1	AWAY	0- 1	3- 1	2- 0				
2- 1	0- 0	0- 1	NEUTRAL	0- 0	2- 0	0- 0				
6- 7	0- 2	0- 1	NON-CONFERENCE	0- 1	6- 3	2- 0				
3- 2	0- 0	0- 0	HOME	0- 0	3- 2	1- 0				
1- 4	0- 2	0- 0	AWAY	0- 1	1- 1	1- 0				
2- 1	0- 0	0- 1	NEUTRAL	0- 0	2- 0	0- 0				
6- 3	0- 0	0- 1	CONFERENCE	1- 1	5- 1	3- 0				
4- 0	0- 0	0- 0	HOME	1- 0	3- 0	2- 0				
2- 3	0- 0	0- 1	AWAY	0- 1	2- 1	1- 0				
0- 0	0- 0	0- 0	NEUTRAL	0- 0	0- 0	0- 0				

RPI 1-25				RPI 26-50				RPI 51-100				RPI 101+			
RPI	S	Opponent	Score	RPI	S	Opponent	Score	RPI	S	Opponent	Score	RPI	S	Opponent	Score
16	A	Missouri	58 70	27	N	LSU	59 71	66	A	Fordham	63 66	103	A	George Mason	72 81
23	A	DePaul	78 86	40	A	Dayton	76 101	66	H	Fordham	91 85	113	A	George Washington	72 69
								81	A	Washington St.	63 85	121	H	Vanderbilt	69 74
												124	N	Ole Miss	79 64
												126	N	Cleveland St.	80 64
												129	H	Little Rock	48 45
												132	A	SIUE	72 79
												162	H	Loyola Marymount	60 62
												171	H	Tulsa	77 66
												172	H	Saint Joseph's	96 73
												215	A	Richmond	79 61
												234	H	St. Bonaventure	78 55
												253	A	Indiana St.	60 59
												261	H	Lipscomb	101 57
												291	H	Massachusetts	64 63

LAST 12 Division I GAMES:															
66	H	Fordham	91 85	66	A	Fordham	63 66	215	A	Richmond	79 61	171	H	Tulsa	77 66
113	A	George Washington	72 69	234	H	St. Bonaventure	78 55	261	H	Lipscomb	101 57	16	A	Missouri	58 70
103	A	George Mason	72 81	172	H	Saint Joseph's	96 73	40	A	Dayton	76 101				
291	H	Massachusetts	64 63												

Non-Div I Games:

Saint Louis

Average RPI Win:	175	WON-LOST	WINNING	LAST 10	STRENGTH OF	OPP. STRENGTH	TEAM	ADJ.	CONF.	ADJ CONF.
Average RPI Loss:	108	RECORD	PCT. RANK	GAMES	SCHEDULE	OF SCHEDULE	RPI	RPI	RPI	RPI
DIV. I ONLY	15- 8	83	7- 3	95	106	78	78	13	13	
DIV. I NON-CONF.	7- 4	102	0- 0	62	40	54	54	11	11	

TOTALS	RPI 1-25	RPI 26-50	W-L RECORDS	RPI 51-100	RPI 101-999	RPI 201+				
15- 8	0- 0	0- 3	OVERALL	2- 2	13- 3	6- 1				
9- 2	0- 0	0- 1	HOME	2- 1	7- 0	4- 0				
4- 6	0- 0	0- 2	AWAY	0- 1	4- 3	1- 1				
2- 0	0- 0	0- 0	NEUTRAL	0- 0	2- 0	1- 0				
7- 4	0- 0	0- 2	NON-CONFERENCE	2- 2	5- 0	2- 0				
4- 1	0- 0	0- 0	HOME	2- 1	2- 0	1- 0				
1- 3	0- 0	0- 2	AWAY	0- 1	1- 0	0- 0				
2- 0	0- 0	0- 0	NEUTRAL	0- 0	2- 0	1- 0				
8- 4	0- 0	0- 1	CONFERENCE	0- 0	8- 3	4- 1				
5- 1	0- 0	0- 1	HOME	0- 0	5- 0	3- 0				
3- 3	0- 0	0- 0	AWAY	0- 0	3- 3	1- 1				
0- 0	0- 0	0- 0	NEUTRAL	0- 0	0- 0	0- 0				

RPI 1-25				RPI 26-50				RPI 51-100				Team's RPI: 78				RPI 101+			
RPI	S	Opponent	Score	RPI	S	Opponent	Score	RPI	S	Opponent	Score	RPI	S	Opponent	Score	RPI	S	Opponent	Score
				36	A	Cal i forn i a	80 87	69	H	I nd i ana	88 82	116	A	BYU	54 63				
				37	A	Purdue	60 70	70	H	UC Dav i s	50 74	116	H	BYU	57 49				
				41	H	Gonzaga	65 73	81	H	Washi ngton St.	81 75	149	A	Paci fi c	70 69				
								91	A	Utah	63 74	149	H	Paci fi c	96 88				
												160	H	Cal Poly	82 64				
												162	A	Loyol a Marymount	57 69				
												166	A	San Franci sco	73 59				
												193	A	Boi se St.	74 72				
												196	N	Eastern Wash.	76 56				
												203	H	UC Santa Barbara	89 59				
												211	A	San Di ego	75 53				
												211	H	San Di ego	66 57				
												212	N	UT Martin	69 58				
												236	H	Pepperdi ne	75 62				
												268	H	Santa Clara	59 46				
												311	A	Portl and	65 68				

										LAST 12 Di vi si on I GAMES:									
				211	H	San Di ego	66 57	236	H	Pepperdi ne	75 62								
				166	A	San Franci sco	73 59	268	H	Santa Clara	59 46								
				311	A	Portl and	65 68	211	A	San Di ego	75 53								
				116	A	BYU	54 63	149	A	Paci fi c	70 69								
				149	H	Paci fi c	96 88	116	H	BYU	57 49								
				41	H	Gonzaga	65 73	162	A	Loyol a Marymount	57 69								

Non-Di v I Games:

Saint Mary's (CA)

Average RPI Win: 252		WON-LOST	WINNING	LAST 10	STRENGTH OF		OPP. STRENGTH	TEAM	ADJ.	CONF.	ADJ CONF.
Loss: 233		RECORD	PCT. RANK	GAMES	SCHEDULE		OF SCHEDULE	RPI	RPI	RPI	RPI
DIV. I ONLY		4- 19	315	1- 9	333		335	343	343	27	27
DIV. I NON-CONF.		3- 8	268	0- 0	311		345	321	321	26	26
TOTALS		RPI 1-25	RPI 26-50	W-L RECORDS		RPI 51-100	RPI 101-999	RPI 201+			
4- 19	0- 0		0- 0	OVERALL		0- 2	4- 17	3- 13			
2- 8	0- 0		0- 0	HOME		0- 0	2- 8	2- 5			
1- 11	0- 0		0- 0	AWAY		0- 2	1- 8	1- 7			
1- 0	0- 0		0- 0	NEUTRAL		0- 0	1- 0	0- 0			
3- 8	0- 0		0- 0	NON-CONFERENCE		0- 1	3- 7	2- 5			
1- 3	0- 0		0- 0	HOME		0- 0	1- 3	1- 2			
1- 5	0- 0		0- 0	AWAY		0- 1	1- 4	1- 3			
1- 0	0- 0		0- 0	NEUTRAL		0- 0	1- 0	0- 0			
1- 11	0- 0		0- 0	CONFERENCE		0- 1	1- 10	1- 8			
1- 5	0- 0		0- 0	HOME		0- 0	1- 5	1- 3			
0- 6	0- 0		0- 0	AWAY		0- 1	0- 5	0- 5			
0- 0	0- 0		0- 0	NEUTRAL		0- 0	0- 0	0- 0			

RPI 1-25				RPI 26-50				RPI 51-100				RPI 101+				Team's RPI: 343	
RPI	S	Opponent	Score	RPI	S	Opponent	Score	RPI	S	Opponent	Score	RPI	S	Opponent	Score		
								52	A	Qui nni pi ac	39	86	118	H	Yal e	49	70
								100	A	Seton Hal l	49	91	125	N	Del aware	90	87
													172	A	Sai nt Joseph' s	58	87
													177	H	Mari st	53	86
													197	H	Si ena	59	62
													233	A	Ni agara	54	64
													233	H	Ni agara	52	87
													243	H	LaFayette	64	61
													245	A	Manhattan	64	76
													257	A	Fai rfi el d	41	62
													258	A	Fai rlei gh Di cki nson	59	69
													264	A	LIU Brookl yn	46	57
													276	H	Ri der	52	57
													287	H	St. Franci s Brookl yn	49	64
													289	H	Can i si us	53	66
													291	A	Massachusetts	65	81
													295	A	Monmouth	44	51
													295	H	Monmouth	67	47
													338	A	I ona	42	52
													344	A	NJIT	59	52
													347	H	UMass Lowel l	60	66
LAST 12 Division I GAMES:																	
				233	A	Ni agara	54	64	257	A	Fai rfi el d	41	62				
				197	H	Si ena	59	62	52	A	Qui nni pi ac	39	86				
				338	A	I ona	42	52	295	A	Monmouth	44	51				
				295	H	Monmouth	67	47	177	H	Mari st	53	86				
				233	H	Ni agara	52	87	276	H	Ri der	52	57				
				289	H	Can i si us	53	66	245	A	Manhattan	64	76				

Non-Div I Games:

Saint Peter's

Average RPI Win:	290	WON-LOST	WINNING	LAST 10	STRENGTH OF	OPP. STRENGTH	TEAM	ADJ.	CONF.	ADJ CONF.
Average RPI Loss:	189	RECORD	PCT. RANK	GAMES	SCHEDULE	OF SCHEDULE	RPI	RPI	RPI	RPI
DIV. I ONLY	2- 16	329	1- 9	193	341	331	331	25	25	
DIV. I NON-CONF.	1- 6	306	0- 1	22	344	255	255	25	25	

TOTALS	RPI 1-25	RPI 26-50	W-L RECORDS	RPI 51-100	RPI 101-999	RPI 201+				
2- 16	0- 0	0- 1	OVERALL	0- 1	2- 14	2- 8				
1- 8	0- 0	0- 0	HOME	0- 0	1- 8	1- 6				
1- 8	0- 0	0- 0	AWAY	0- 0	1- 0	1- 0				
0- 0	0- 0	0- 0	NEUTRAL	0- 0	0- 0	0- 0				
1- 6	0- 0	0- 1	NON-CONFERENCE	0- 1	1- 4	1- 1				
1- 3	0- 0	0- 0	HOME	0- 0	1- 3	1- 1				
0- 3	0- 0	0- 1	AWAY	0- 1	0- 1	0- 0				
0- 0	0- 0	0- 0	NEUTRAL	0- 0	0- 0	0- 0				
1- 10	0- 0	0- 0	CONFERENCE	0- 0	1- 10	1- 7				
0- 5	0- 0	0- 0	HOME	0- 0	0- 5	0- 5				
1- 5	0- 0	0- 0	AWAY	0- 0	1- 5	1- 2				
0- 0	0- 0	0- 0	NEUTRAL	0- 0	0- 0	0- 0				

RPI 1-25				RPI 26-50				RPI 51-100				RPI 101+ Team's RPI: 331			
RPI	S	Opponent	Score	RPI	S	Opponent	Score	RPI	S	Opponent	Score	RPI	S	Opponent	Score
				27	A	LSU	58 71	97	A	Arkansas	54 65	104	A	Lamar University	44 91
												108	H	Rice	50 79
												120	A	Central Ark.	44 69
												128	A	SFA	53 75
												145	H	Texas St.	41 73
												159	A	Southern Miss.	38 58
												205	A	Abilene Christian	65 83
												205	H	Abilene Christian	72 75
												248	H	Texas Southern	58 77
												255	H	A&M-Corpus Christi	57 67
												274	H	McNeese	63 66
												285	A	Southeastern La.	57 52
												294	H	Jackson St.	74 68
												303	H	Incarinate Word	49 56
												320	H	Houston Baptist	61 69
												323	A	Northwestern St.	60 63
LAST 12 Division I GAMES:															
205	H	Abilene Christian	72 75	320	H	Houston Baptist	61 69								
274	H	McNeese	63 66	255	H	A&M-Corpus Christi	57 67								
128	A	SFA	53 75	303	H	Incarinate Word	49 56								
285	A	Southeastern La.	57 52	120	A	Central Ark.	44 69								
104	A	Lamar University	44 91	205	A	Abilene Christian	65 83								
323	A	Northwestern St.	60 63	27	A	LSU	58 71								

Non-Div I Games: Wiley 80 41 St. Thomas Houston 68 66

Sam Houston St.

Average RPI Win:	221	WON-LOST	WINNING	LAST 10	STRENGTH OF	OPP. STRENGTH	TEAM	ADJ.	CONF.	ADJ CONF.
Average RPI Loss:	106	RECORD	PCT. RANK	GAMES	SCHEDULE	OF SCHEDULE	RPI	RPI	RPI	RPI
DIV. I ONLY	11- 12	187	5- 5	112	155	168	168	17	17	
DIV. I NON-CONF.	7- 7	170	2- 1	61	133	120	120	16	16	

TOTALS	RPI 1-25	RPI 26-50	W-L RECORDS	RPI 51-100	RPI 101-999	RPI 201+				
11- 12	0- 2	1- 0	OVERALL	0- 5	10- 5	5- 1				
10- 2	0- 0	1- 0	HOME	0- 1	9- 1	5- 0				
0- 9	0- 0	0- 0	AWAY	0- 0	0- 0	0- 0				
1- 1	0- 0	0- 0	NEUTRAL	0- 0	1- 1	0- 0				
7- 7	0- 2	1- 0	NON-CONFERENCE	0- 3	6- 2	2- 0				
6- 1	0- 0	1- 0	HOME	0- 0	5- 1	2- 0				
0- 5	0- 2	0- 0	AWAY	0- 3	0- 0	0- 0				
1- 1	0- 0	0- 0	NEUTRAL	0- 0	1- 1	0- 0				
4- 5	0- 0	0- 0	CONFERENCE	0- 2	4- 3	3- 1				
4- 1	0- 0	0- 0	HOME	0- 1	4- 0	3- 0				
0- 4	0- 0	0- 0	AWAY	0- 1	0- 3	0- 1				
0- 0	0- 0	0- 0	NEUTRAL	0- 0	0- 0	0- 0				

RPI 1-25				RPI 26-50				RPI 51-100				RPI 101+ Team's RPI: 168			
RPI	S	Opponent	Score	RPI	S	Opponent	Score	RPI	S	Opponent	Score	RPI	S	Opponent	Score
6	A	Florida St.	62 87	48	H	UCF	58 51	61	H	Mercer	59 73	122	N	UTEP	33 46
25	A	Iowa	59 80					68	A	Belmont	46 83	127	H	Colorado	60 71
								80	A	UAB	53 77	140	A	ETSU	48 76
								92	A	Chattanooga	58 68	159	H	Southern Miss.	61 56
								97	A	Arkansas	63 84	186	H	Hampton	66 61
												187	A	Furman	41 45
												187	H	Furman	62 58
												194	H	Troy	80 73
												194	N	Troy	82 76
												232	H	UNCG	56 48
												272	A	Wofford	46 58
												272	H	Wofford	81 77
												299	H	Alabama St.	58 39
												322	H	Western Caro.	62 54
												334	H	Rhode Island	67 37

LAST 12 Division I GAMES:															
187	H	Furman	62 58	61	H	Mercer	59 73	187	A	Furman	41 45				
272	H	Wofford	81 77	272	A	Wofford	46 58	186	H	Hampton	66 61				
140	A	ETSU	48 76					194	N	Troy	82 76				
92	A	Chattanooga	58 68					122	N	UTEP	33 46				
232	H	UNCG	56 48												
322	H	Western Caro.	62 54												

Non-Div I Games: AUM 59 46

Samford

Average RPI Win:	223	WON-LOST	WINNING	LAST 10	STRENGTH OF	OPP. STRENGTH	TEAM	ADJ.	CONF.	ADJ CONF.
Average RPI Loss:	160	RECORD	PCT. RANK	GAMES	SCHEDULE	OF SCHEDULE	RPI	RPI	RPI	RPI
DIV. I ONLY	11- 11	172	4- 6	269	151	211	211	13	13	
DIV. I NON-CONF.	6- 4	122	0- 0	318	199	184	184	11	11	

TOTALS	RPI 1-25	RPI 26-50	W-L RECORDS	RPI 51-100	RPI 101-999	RPI 201+				
11- 11	0- 0	0- 2	OVERALL	1- 2	10- 7	6- 5				
6- 4	0- 0	0- 1	HOME	1- 1	5- 2	4- 0				
4- 7	0- 0	0- 1	AWAY	0- 1	4- 5	2- 5				
1- 0	0- 0	0- 0	NEUTRAL	0- 0	1- 0	0- 0				
6- 4	0- 0	0- 1	NON-CONFERENCE	1- 0	5- 3	4- 3				
4- 0	0- 0	0- 0	HOME	1- 0	3- 0	3- 0				
1- 4	0- 0	0- 1	AWAY	0- 0	1- 3	1- 3				
1- 0	0- 0	0- 0	NEUTRAL	0- 0	1- 0	0- 0				
5- 7	0- 0	0- 1	CONFERENCE	0- 2	5- 4	2- 2				
2- 4	0- 0	0- 1	HOME	0- 1	2- 2	1- 0				
3- 3	0- 0	0- 0	AWAY	0- 1	3- 2	1- 2				
0- 0	0- 0	0- 0	NEUTRAL	0- 0	0- 0	0- 0				

RPI	S	Opponent	Score	RPI	S	Opponent	Score	RPI	S	Opponent	Score	RPI	S	Opponent	Score
36	A	Cal i forn i a	64 89	51	H	Min nesota	72 69	116	H	BYU	70 69				
41	H	Gonzaga	44 63	78	A	Saint Mary's (CA)	57 66	149	H	Paci fi c	68 81				
				78	H	Saint Mary's (CA)	53 75	162	A	Loyol a Marymount	60 54				
								162	H	Loyol a Marymount	53 67				
								166	A	San Francis co	60 54				
								193	N	Boi se St.	72 52				
								203	A	UC Santa Barbara	71 58				
								206	A	Seattle U	73 80				
								236	A	Pepperdi ne	62 66				
								250	A	San Diego St.	76 77				
								251	A	Hawai i	63 64				
								268	A	Santa Clara	50 59				
								301	H	Southern Utah	72 59				
								305	H	UTSA	78 69				
								311	A	Portl and	75 60				
								311	H	Portl and	59 52				
								335	H	Long Beach St.	74 40				
LAST 12 Division I GAMES:															
78	A	Saint Mary's (CA)	57 66	162	A	Loyol a Marymount	60 54								
41	H	Gonzaga	44 63	149	H	Paci fi c	68 81								
162	H	Loyol a Marymount	53 67	78	H	Saint Mary's (CA)	53 75								
268	A	Santa Clara	50 59	311	H	Portl and	59 52								
116	H	BYU	70 69	236	A	Pepperdi ne	62 66								
311	A	Portl and	75 60	166	A	San Francis co	60 54								

Non-Div I Games: San Diego Christian 82 53

San Diego

Average RPI Win: 204
Average RPI Loss: 169

WON-LOST
RECORD

WINNING
PCT. RANK

LAST 10
GAMES

STRENGTH OF
SCHEDULE

OPP. STRENGTH
OF SCHEDULE

TEAM
RPI

ADJ.
RPI

CONF.
RPI

ADJ CONF.
RPI

DIV. I ONLY	8- 12	227	3- 7	225	160	250	250	16	16
DIV. I NON-CONF.	5- 5	170	0- 2	265	253	248	248	14	14
<hr/>									
TOTALS	RPI 1-25	RPI 26-50	W-L RECORDS	RPI 51-100	RPI 101-999	RPI 201+			
8- 12	0- 0	0- 1	OVERALL	2- 2	6- 9	5- 4			
6- 5	0- 0	0- 0	HOME	2- 1	4- 4	3- 1			
2- 5	0- 0	0- 0	AWAY	0- 0	2- 5	2- 3			
0- 2	0- 0	0- 1	NEUTRAL	0- 1	0- 0	0- 0			
5- 5	0- 0	0- 1	NON-CONFERENCE	0- 1	5- 3	4- 2			
4- 2	0- 0	0- 0	HOME	0- 0	4- 2	3- 1			
1- 1	0- 0	0- 0	AWAY	0- 0	1- 1	1- 1			
0- 2	0- 0	0- 1	NEUTRAL	0- 1	0- 0	0- 0			
3- 7	0- 0	0- 0	CONFERENCE	2- 1	1- 6	1- 2			
2- 3	0- 0	0- 0	HOME	2- 1	0- 2	0- 0			
1- 4	0- 0	0- 0	AWAY	0- 0	1- 4	1- 2			
0- 0	0- 0	0- 0	NEUTRAL	0- 0	0- 0	0- 0			

RPI 1-25				RPI 26-50				RPI 51-100				RPI 101+ Team's RPI: 250			
RPI	S	Opponent	Score	RPI	S	Opponent	Score	RPI	S	Opponent	Score	RPI	S	Opponent	Score
				30	N	Central Mich.	76 85	76	H	Wyoming	68 62	109	A	Colorado St.	43 72
								77	H	New Mexico	97 89	109	H	Colorado St.	63 65
								96	H	UNLV	64 75	146	A	Fresno St.	53 64
								99	N	Tulane	46 80	178	H	UC Irvine	65 67
												185	H	CSUN	58 55
												193	H	Boise St.	70 86
												203	A	UC Santa Barbara	64 77
												211	H	San Diego	77 76
												249	A	San Jose St.	75 65
												256	H	Presbyteri an	77 50
												268	H	Santa Clara	34 48
												283	A	Arizona	78 67
												290	A	Utah St.	58 62
												297	H	Cal St. Fullerton	59 58
												309	A	Air Force	51 61
<hr/>															
LAST 12 Division I GAMES:															
309	A	Air Force	51 61	249	A	San Jose St.	75 65	109	H	Colorado St.	63 65	290	A	Utah St.	58 62
96	H	UNLV	64 75	76	H	Wyoming	68 62	77	H	New Mexico	97 89	203	A	UC Santa Barbara	64 77
109	A	Colorado St.	43 72	268	H	Santa Clara	34 48	96	H	UNLV	64 75	283	A	Arizona	78 67
77	H	New Mexico	97 89	193	H	Boise St.	70 86	109	H	Colorado St.	63 65	297	H	Cal St. Fullerton	59 58
146	A	Fresno St.	53 64					290	A	Utah St.	58 62	309	A	Air Force	51 61
193	H	Boise St.	70 86					297	H	Cal St. Fullerton	59 58				

Non-Div I Games: Hope Int'l 92 68

San Diego St.

Loss, Non-Conf, S Site, H Home A Away N Neutral

Average RPI Win:	216	WON-LOST	WINNING	LAST 10	STRENGTH OF	OPP. STRENGTH	TEAM	ADJ.	CONF.	ADJ CONF.
Average RPI Loss:	107	RECORD	PCT. RANK	GAMES	SCHEDULE	OF SCHEDULE	RPI	RPI	RPI	RPI
DIV. I ONLY	11- 12	187	5- 5	127	131	166	166	13	13	
DIV. I NON-CONF.	5- 6	187	0- 0	87	120	140	140	11	11	

TOTALS	RPI 1-25	RPI 26-50	W-L RECORDS	RPI 51-100	RPI 101-999	RPI 201+				
11- 12	0- 1	0- 3	OVERALL	0- 3	11- 5	6- 2				
7- 5	0- 1	0- 1	HOME	0- 2	7- 1	4- 1				
3- 7	0- 0	0- 2	AWAY	0- 1	3- 4	2- 1				
1- 0	0- 0	0- 0	NEUTRAL	0- 0	1- 0	0- 0				
5- 6	0- 1	0- 1	NON-CONFERENCE	0- 2	5- 2	2- 0				
3- 2	0- 1	0- 0	HOME	0- 1	3- 0	1- 0				
1- 4	0- 0	0- 1	AWAY	0- 1	1- 2	1- 0				
1- 0	0- 0	0- 0	NEUTRAL	0- 0	1- 0	0- 0				
6- 6	0- 0	0- 2	CONFERENCE	0- 1	6- 3	4- 2				
4- 3	0- 0	0- 1	HOME	0- 1	4- 1	3- 1				
2- 3	0- 0	0- 1	AWAY	0- 0	2- 2	1- 1				
0- 0	0- 0	0- 0	NEUTRAL	0- 0	0- 0	0- 0				

RPI 1-25				RPI 26-50				RPI 51-100				RPI 101+ Team's RPI: 166			
RPI	S	Opponent	Score	RPI	S	Opponent	Score	RPI	S	Opponent	Score	RPI	S	Opponent	Score
20	H	Stanford	66 86	34	A	Northern Colo.	60 73	70	A	UC Davis	55 72	116	A	BYU	66 70
				41	A	Gonzaga	47 74	78	H	Saint Mary's (CA)	59 73	146	H	Fresno St.	70 62
				41	H	Gonzaga	57 81	81	H	Washingt on St.	70 74	148	N	Robert Morris	57 45
												149	A	Paci fic	81 71
												160	A	Cal Poly	83 88
												160	H	Cal Poly	83 71
												162	H	Loyola Marymount	78 60
												200	A	UT Arlington	54 56
												211	H	San Diego	54 60
												236	A	Pepperdi ne	92 95
												236	H	Pepperdi ne	68 67
												249	A	San Jose St.	87 81
												268	A	Santa Clara	58 54
												268	H	Santa Clara	64 47
												284	H	Sacramento St.	90 76
												311	H	Portl and	84 75

LAST 12 Division I GAMES:															
268	H	Santa Clara	64 47	41	A	Gonzaga	47 74	162	H	Loyol a Marymount	78 60				
78	H	Saint Mary's (CA)	59 73	236	H	Pepperdi ne	68 67	116	A	BYU	66 70				
41	H	Gonzaga	57 81	311	H	Portl and	84 75	211	H	San Diego	54 60				
149	A	Paci fic	81 71												
236	A	Pepperdi ne	92 95												
268	A	Santa Clara	58 54												

Non-Div I Games:

San Francisco

Average RPI Win:	237	WON-LOST	WINNING	LAST 10	STRENGTH OF	OPP. STRENGTH	TEAM	ADJ.	CONF.	ADJ CONF.
Average RPI Loss:	128	RECORD	PCT. RANK	GAMES	SCHEDULE	OF SCHEDULE	RPI	RPI	RPI	RPI
DIV. I ONLY	5- 16	301	2- 8	119	120	249	249	16	16	
DIV. I NON-CONF.	2- 8	290	0- 0	102	134	252	252	14	14	

TOTALS	RPI 1-25	RPI 26-50	W-L RECORDS	RPI 51-100	RPI 101-999	RPI 201+				
5- 16	0- 1	0- 0	OVERALL	1- 6	4- 9	4- 1				
3- 7	0- 0	0- 0	HOME	1- 2	2- 5	2- 1				
2- 8	0- 1	0- 0	AWAY	0- 4	2- 3	2- 0				
0- 1	0- 0	0- 0	NEUTRAL	0- 0	0- 1	0- 0				
2- 8	0- 1	0- 0	NON-CONFERENCE	0- 2	2- 5	2- 0				
1- 4	0- 0	0- 0	HOME	0- 1	1- 3	1- 0				
1- 3	0- 1	0- 0	AWAY	0- 1	1- 1	1- 0				
0- 1	0- 0	0- 0	NEUTRAL	0- 0	0- 1	0- 0				
3- 8	0- 0	0- 0	CONFERENCE	1- 4	2- 4	2- 1				
2- 3	0- 0	0- 0	HOME	1- 1	1- 2	1- 1				
1- 5	0- 0	0- 0	AWAY	0- 3	1- 2	1- 0				
0- 0	0- 0	0- 0	NEUTRAL	0- 0	0- 0	0- 0				

RPI 1-25				RPI 26-50				RPI 51-100				RPI 101+ Team's RPI: 249			
RPI	S	Opponent	Score	RPI	S	Opponent	Score	RPI	S	Opponent	Score	RPI	S	Opponent	Score
10	A	UCLA	69 129					54	H	Nebraska	55 81	109	A	Colorado St.	48 63
								57	A	Oregon St.	62 110	149	A	Paci fic	97 106
								76	A	Wyomi ng	46 58	154	H	Portl and St.	78 90
								77	A	New Mexi co	62 92	166	H	San Francis co	81 87
								77	H	New Mexi co	95 86	185	H	CSUN	59 76
								96	A	UNLV	60 79	186	N	Hampton	73 81
								96	H	UNLV	53 80	190	A	Nevada	63 91
												193	H	Boise St.	80 112
												241	H	CSU Bakersfi eld	67 57
												250	H	San Diego St.	65 75
												268	A	Santa Clara	71 66
												290	H	Utah St.	79 66
												309	A	Air Force	75 74

LAST 12 Division I GAMES:															
				77	A	New Mexi co	62 92	250	H	San Diego St.	65 75				
				96	H	UNLV	53 80	77	H	New Mexi co	95 86				
				76	A	Wyomi ng	46 58	96	A	UNLV	60 79				
				193	H	Boise St.	80 112	109	A	Colorado St.	48 63				
				190	A	Nevada	63 91	290	H	Utah St.	79 66				
				309	A	Air Force	75 74	54	H	Nebraska	55 81				

Non-Div I Games: Southern Ore. 89 87

San Jose St.

Average RPI		Win: 254	WON-LOST RECORD	WINNING PCT. RANK	LAST 10 GAMES	STRENGTH OF SCHEDULE	OPP. STRENGTH OF SCHEDULE	TEAM RPI	ADJ. RPI	CONF. RPI	ADJ. CONF. RPI
Loss: 152											
DIV. I ONLY			6- 16	286	3- 7	230	138	268	268	13	13
DIV. I NON-CONF.			3- 7	254	0- 0	306	185	293	293	11	11
TOTALS		RPI 1-25		RPI 26-50		W-L RECORDS	RPI 51-100	RPI 101-999		RPI 201+	
6- 16	0- 0			0- 4		OVERALL	0- 1	6- 11		6- 4	
3- 7	0- 0			0- 3		HOME	0- 0	3- 4		3- 2	
3- 9	0- 0			0- 0		AWAY	0- 0	3- 0		3- 0	
0- 0	0- 0			0- 0		NEUTRAL	0- 0	0- 0		0- 0	
3- 7	0- 0			0- 2		NON-CONFERENCE	0- 0	3- 5		3- 3	
1- 4	0- 0			0- 2		HOME	0- 0	1- 2		1- 2	
2- 3	0- 0			0- 0		AWAY	0- 0	2- 3		2- 1	
0- 0	0- 0			0- 0		NEUTRAL	0- 0	0- 0		0- 0	
3- 9	0- 0			0- 2		CONFERENCE	0- 1	3- 6		3- 1	
2- 3	0- 0			0- 1		HOME	0- 0	2- 2		2- 0	
1- 6	0- 0			0- 1		AWAY	0- 1	1- 4		1- 1	
0- 0	0- 0			0- 0		NEUTRAL	0- 0	0- 0		0- 0	

RPI 1-25				RPI 26-50				RPI 51-100				RPI 101+				Team's RPI: 268	
RPI	S	Opponent	Score	RPI	S	Opponent	Score	RPI	S	Opponent	Score	RPI	S	Opponent	Score		
				36	H	Cal i forni a	41 79	78	A	Sai nt Mary' s (CA)	46 59	116	A	BYU	47 65		
				41	A	Gonzaga	44 71					149	A	Paci fi c	37 55		
				41	H	Gonzaga	51 63					162	H	Loyol a Marymount	51 65		
				47	H	Southern Cal i forni a	43 64					166	A	San Franci sco	47 64		
												166	H	San Franci sco	54 58		
												183	A	Northwestern	47 57		
												190	A	Nevada	41 52		
												203	H	UC Santa Barbara	68 63		
												211	H	San Di ego	59 50		
												236	A	Pepperdi ne	55 56		
												236	H	Pepperdi ne	54 50		
												249	H	San Jose St.	66 71		
												250	A	San Di ego St.	48 34		
												278	A	Grand Canyon	38 39		
												297	H	Cal St. Fullerton	69 73		
												311	A	Portland	50 43		
												314	A	Ill. -Chicago	45 36		
LAST 12 Division I GAMES:																	
				166	A	San Franci sco	47 64					116	A	BYU	47 65		
				149	A	Paci fi c	37 55					78	A	Saint Mary' s (CA)	46 59		
				236	H	Pepperdi ne	54 50					311	A	Portland	50 43		
				211	H	San Di ego	59 50					162	H	Loyol a Marymount	51 65		
				41	A	Gonzaga	44 71					41	H	Gonzaga	51 63		
				166	H	San Franci sco	54 58					236	A	Pepperdi ne	55 56		

Non-Div I Games: Men 104 61

Santa Clara

■ Loss, ■ Non-Conf, S Site, H Home A Away N Neutral

Average RPI Win:	330	WON-LOST	WINNING	LAST 10	STRENGTH OF	OPP. STRENGTH	TEAM	ADJ.	CONF.	ADJ CONF.
Average RPI Loss:	215	RECORD	PCT. RANK	GAMES	SCHEDULE	OF SCHEDULE	RPI	RPI	RPI	RPI
DIV. I ONLY	2- 17	331	1- 9	335	263	342	342	31	31	
DIV. I NON-CONF.	1- 9	318	0- 3	268	130	308	308	31	31	

TOTALS	RPI 1-25	RPI 26-50	W-L RECORDS	RPI 51-100	RPI 101-999	RPI 201+				
2- 17	0- 1	0- 0	OVERALL	0- 1	2- 15	2- 10				
0- 5	0- 0	0- 0	HOME	0- 0	0- 5	0- 4				
2- 9	0- 1	0- 0	AWAY	0- 1	2- 7	2- 5				
0- 3	0- 0	0- 0	NEUTRAL	0- 0	0- 3	0- 1				
1- 9	0- 1	0- 0	NON-CONFERENCE	0- 1	1- 7	1- 3				
0- 0	0- 0	0- 0	HOME	0- 0	0- 0	0- 0				
1- 6	0- 1	0- 0	AWAY	0- 1	1- 4	1- 2				
0- 3	0- 0	0- 0	NEUTRAL	0- 0	0- 3	0- 1				
1- 8	0- 0	0- 0	CONFERENCE	0- 0	1- 8	1- 7				
0- 5	0- 0	0- 0	HOME	0- 0	0- 5	0- 4				
1- 3	0- 0	0- 0	AWAY	0- 0	1- 3	1- 3				
0- 0	0- 0	0- 0	NEUTRAL	0- 0	0- 0	0- 0				

RPI 1-25				RPI 26-50				RPI 51-100				RPI 101+ Team's RPI: 342			
RPI	S	Opponent	Score	RPI	S	Opponent	Score	RPI	S	Opponent	Score	RPI	S	Opponent	Score
21	A	South Carolina	38 99					57	A	Oregon St.	36 84	110	A	Jacksonville	46 74
												175	N	Florida	40 90
												184	A	Wisconsin	24 82
												186	H	Hampton	53 81
												191	N	Providence	48 78
												215	N	Richmond	63 100
												220	A	East Carolina	37 103
												224	H	Norfolk St.	58 78
												260	H	Howard	59 87
												263	A	Morgan St.	67 73
												293	A	Coppin St.	57 66
												299	A	Alabama St.	61 81
												300	H	UMES	56 68
												319	A	Ga. Southern	71 67
												326	A	Delaware St.	79 93
												327	H	South Carolina St.	60 71
												340	A	Florida A&M	65 47
LAST 12 Division I GAMES:															
327	H	South Carolina St.	60 71	300	H	UMES	56 68								
340	A	Florida A&M	65 47	263	A	Morgan St.	67 73								
326	A	Delaware St.	79 93	293	A	Coppin St.	57 66								
224	H	Norfolk St.	58 78	110	A	Jacksonville	46 74								
186	H	Hampton	53 81	220	A	East Carolina	37 103								
260	H	Howard	59 87	21	A	South Carolina	38 99								

Non-Div I Games: LaGrange 86 44

Savannah St.

Average RPI Win:	242	WON-LOST	WINNING	LAST 10	STRENGTH OF	OPP. STRENGTH	TEAM	ADJ.	CONF.	ADJ CONF.
Average RPI Loss:	172	RECORD	PCT. RANK	GAMES	SCHEDULE	OF SCHEDULE	RPI	RPI	RPI	RPI
DIV. I ONLY	11- 11	172	5- 5	234	284	206	206	30	30	
DIV. I NON-CONF.	6- 9	214	1- 4	155	223	209	209	30	30	

TOTALS	RPI 1-25	RPI 26-50	W-L RECORDS	RPI 51-100	RPI 101-999	RPI 201+				
11- 11	0- 0	0- 1	OVERALL	0- 1	11- 9	9- 3				
4- 6	0- 0	0- 0	HOME	0- 1	4- 5	3- 1				
7- 5	0- 0	0- 1	AWAY	0- 0	7- 4	6- 2				
0- 0	0- 0	0- 0	NEUTRAL	0- 0	0- 0	0- 0				
6- 9	0- 0	0- 1	NON-CONFERENCE	0- 1	6- 7	4- 1				
2- 6	0- 0	0- 0	HOME	0- 1	2- 5	1- 1				
4- 3	0- 0	0- 1	AWAY	0- 0	4- 2	3- 0				
0- 0	0- 0	0- 0	NEUTRAL	0- 0	0- 0	0- 0				
5- 2	0- 0	0- 0	CONFERENCE	0- 0	5- 2	5- 2				
2- 0	0- 0	0- 0	HOME	0- 0	2- 0	2- 0				
3- 2	0- 0	0- 0	AWAY	0- 0	3- 2	3- 2				
0- 0	0- 0	0- 0	NEUTRAL	0- 0	0- 0	0- 0				

RPI	S	Opponent	Score	RPI	S	Opponent	Score	RPI	S	Opponent	Score	RPI	S	Opponent	Score	Team's RPI: 206
36	A	Cal i forn i a	67 87	70	H	UC Dav i s	53 79	141	A	Washington	76 84	149	H	Paci fi c	73 85	
								154	H	Portland St.	91 77	161	A	Idaho	68 60	
								169	H	Idaho St.	69 74	178	H	UC Irvi ne	79 84	
								185	A	CSUN	62 67	190	H	Nevada	65 74	
								203	A	UC Santa Barbara	77 71	211	H	San Di ego	80 73	
								227	A	Montana	78 64	236	A	Pepperdi ne	65 62	
								238	H	New Mexico St.	69 59	241	A	CSU Bakersfi el d	68 75	
								251	H	Hawai i	58 73	259	A	UMKC	62 58	
								278	A	Grand Canyon	63 74	306	A	Utah Valley	77 75	
								321	H	UTRGV	64 56	321	H	UTRGV	64 56	
								345	A	Chi cago St.	63 56	345	A	Chi cago St.	63 56	
LAST 12 Di vi si on I GAMES:																
306	A	Utah Valley	77 75	278	A	Grand Canyon	63 74	185	A	CSUN	62 67	178	H	UC Irvi ne	79 84	
241	A	CSU Bakersfi el d	68 75	141	A	Washington	76 84	149	H	Paci fi c	73 85	161	A	Idaho	68 60	
321	H	UTRGV	64 56	141	A	Washington	76 84	149	H	Paci fi c	73 85	161	A	Idaho	68 60	
238	H	New Mexico St.	69 59	141	A	Washington	76 84	149	H	Paci fi c	73 85	161	A	Idaho	68 60	
259	A	UMKC	62 58	141	A	Washington	76 84	149	H	Paci fi c	73 85	161	A	Idaho	68 60	
345	A	Chi cago St.	63 56	141	A	Washington	76 84	149	H	Paci fi c	73 85	161	A	Idaho	68 60	

Non-Di v I Games:

Seattle U

Average RPI Win:	199	WON-LOST	WINNING	LAST 10	STRENGTH OF	OPP. STRENGTH	TEAM	ADJ.	CONF.	ADJ CONF.
Average RPI Loss:	38	RECORD	PCT. RANK	GAMES	SCHEDULE	OF SCHEDULE	RPI	RPI	RPI	RPI
DIV. I ONLY	14- 9	117	6- 4	113	62	100	100	6	6	
DIV. I NON-CONF.	8- 3	65	0- 0	153	171	95	95	6	6	

TOTALS	RPI 1-25	RPI 26-50	W-L RECORDS	RPI 51-100	RPI 101-999	RPI 201+				
14- 9	0- 4	0- 4	OVERALL	1- 1	13- 0	6- 0				
10- 4	0- 1	0- 3	HOME	1- 0	9- 0	5- 0				
4- 5	0- 3	0- 1	AWAY	0- 1	4- 0	1- 0				
0- 0	0- 0	0- 0	NEUTRAL	0- 0	0- 0	0- 0				
8- 3	0- 2	0- 1	NON-CONFERENCE	0- 0	8- 0	4- 0				
6- 2	0- 1	0- 1	HOME	0- 0	6- 0	4- 0				
2- 1	0- 1	0- 0	AWAY	0- 0	2- 0	0- 0				
0- 0	0- 0	0- 0	NEUTRAL	0- 0	0- 0	0- 0				
6- 6	0- 2	0- 3	CONFERENCE	1- 1	5- 0	2- 0				
4- 2	0- 0	0- 2	HOME	1- 0	3- 0	1- 0				
2- 4	0- 2	0- 1	AWAY	0- 1	2- 0	1- 0				
0- 0	0- 0	0- 0	NEUTRAL	0- 0	0- 0	0- 0				

RPI 1-25				RPI 26-50				RPI 51-100				RPI 101+			
RPI	S	Opponent	Score	RPI	S	Opponent	Score	RPI	S	Opponent	Score	RPI	S	Opponent	Score
10	H	UCLA	68 77	26	H	Vi l l a n o v a	59 67	59	H	St. John' s (NY)	62 57	102	A	Wake Forest	67 57
17	A	Rutgers	45 70	46	H	Princeton	83 85	95	A	Butler	48 66	123	H	Georgetown	70 65
23	A	DePaul	66 89	49	A	Creighton	64 81					176	H	Jacksonville St.	73 54
24	A	Marquette	84 97	49	H	Creighton	51 68					177	H	Marist	85 60
												191	A	Provi dence	65 56
												191	H	Provi dence	65 56
												199	A	Boston College	73 53
												202	A	Xavi er	62 51
												202	H	Xavi er	58 53
												257	H	Fai rfi el d	80 61
												276	H	Ri der	85 49
												287	H	St. Franci s Brookl yn	84 50
												343	H	Sai nt Peter' s	91 49
LAST 12 Division I GAMES:															
202	H	Xavi er	58 53	202	A	Xavi er	62 51								
49	A	Creighton	64 81	95	A	Butler	48 66								
191	A	Provi dence	65 56	191	H	Provi dence	65 56								
59	H	St. John' s (NY)	62 57	49	H	Creighton	51 68								
123	H	Georgetown	70 65	24	A	Marquette	84 97								
26	H	Vi l l a n o v a	59 67	23	A	DePaul	66 89								

Non-Div I Games:

Seton Hall

Average RPI Win:	269	WON-LOST	WINNING	LAST 10	STRENGTH OF	OPP. STRENGTH	TEAM	ADJ.	CONF.	ADJ CONF.
Average RPI Loss:	129	RECORD	PCT. RANK	GAMES	SCHEDULE	OF SCHEDULE	RPI	RPI	RPI	RPI
DIV. I ONLY	12- 11	168	6- 4	271	208	197	197	27	27	
DIV. I NON-CONF.	5- 6	187	0- 0	115	107	143	143	26	26	

TOTALS	RPI 1-25	RPI 26-50	W-L RECORDS	RPI 51-100	RPI 101-999	RPI 201+				
12- 11	0- 1	0- 1	OVERALL	0- 4	12- 5	11- 3				
7- 3	0- 0	0- 1	HOME	0- 1	7- 1	6- 1				
5- 8	0- 1	0- 0	AWAY	0- 3	5- 4	5- 2				
0- 0	0- 0	0- 0	NEUTRAL	0- 0	0- 0	0- 0				
5- 6	0- 1	0- 1	NON-CONFERENCE	0- 3	5- 1	5- 0				
3- 2	0- 0	0- 1	HOME	0- 1	3- 0	3- 0				
2- 4	0- 1	0- 0	AWAY	0- 2	2- 1	2- 0				
0- 0	0- 0	0- 0	NEUTRAL	0- 0	0- 0	0- 0				
7- 5	0- 0	0- 0	CONFERENCE	0- 1	7- 4	6- 3				
4- 1	0- 0	0- 0	HOME	0- 0	4- 1	3- 1				
3- 4	0- 0	0- 0	AWAY	0- 1	3- 3	3- 2				
0- 0	0- 0	0- 0	NEUTRAL	0- 0	0- 0	0- 0				

RPI	S	Opponent	Score	RPI	S	Opponent	Score	RPI	S	Opponent	Score	RPI	S	Opponent	Score	Team's RPI: 197
17	A	Rutgers	47 59	38	H	FGCU	50 63	52	A	Qui nni pi ac	54 68	157	A	Hartford	62 71	
								65	H	Al bany (NY)	63 78	177	A	Marist	54 73	
								74	A	Harvard	67 75	177	H	Marist	58 53	
								82	A	Penn St.	72 86	210	A	Hofstra	70 60	
												233	A	Ni agara	50 65	
												233	H	Ni agara	68 73	
												234	H	St. Bonaventure	70 62	
												245	H	Manhattan	56 51	
												257	H	Fairfield	51 40	
												260	H	Howard	72 61	
												271	A	Colgate	73 70	
												276	A	Rider	71 67	
												280	H	Sacred Heart	62 57	
												289	A	Canisius	57 65	
												338	A	Iona	70 48	
												338	H	Iona	64 51	
												343	A	Saint Peter's	62 59	

LAST 12 Division I GAMES:																
177	A	Marist	54 73	233	A	Ni agara	50 65									
343	A	Saint Peter's	62 59	289	A	Canisius	57 65									
245	H	Manhattan	56 51	233	H	Ni agara	68 73									
257	H	Fairfield	51 40	338	H	Iona	64 51									
338	A	Iona	70 48	276	A	Rider	71 67									
177	H	Marist	58 53	52	A	Qui nni pi ac	54 68									

Non-Div I Games:

Siena

Average RPI Win:	225	WON-LOST	WINNING	LAST 10	STRENGTH OF	OPP. STRENGTH	TEAM	ADJ.	CONF.	ADJ CONF.
Average RPI Loss:	111	RECORD	PCT. RANK	GAMES	SCHEDULE	OF SCHEDULE	RPI	RPI	RPI	RPI
DIV. I ONLY	14- 6	66	8- 2	192	209	101	101	23	23	
DIV. I NON-CONF.	6- 4	122	1- 1	52	162	76	76	23	23	

TOTALS	RPI 1-25	RPI 26-50	W-L RECORDS	RPI 51-100	RPI 101-999	RPI 201+				
14- 6	0- 1	0- 0	OVERALL	1- 1	13- 4	7- 0				
8- 2	0- 0	0- 0	HOME	0- 1	8- 1	5- 0				
6- 4	0- 1	0- 0	AWAY	1- 0	5- 3	2- 0				
0- 0	0- 0	0- 0	NEUTRAL	0- 0	0- 0	0- 0				
6- 4	0- 1	0- 0	NON-CONFERENCE	1- 1	5- 2	2- 0				
3- 2	0- 0	0- 0	HOME	0- 1	3- 1	1- 0				
3- 2	0- 1	0- 0	AWAY	1- 0	2- 1	1- 0				
0- 0	0- 0	0- 0	NEUTRAL	0- 0	0- 0	0- 0				
8- 2	0- 0	0- 0	CONFERENCE	0- 0	8- 2	5- 0				
5- 0	0- 0	0- 0	HOME	0- 0	5- 0	4- 0				
3- 2	0- 0	0- 0	AWAY	0- 0	3- 2	1- 0				
0- 0	0- 0	0- 0	NEUTRAL	0- 0	0- 0	0- 0				

RPI 1-25				RPI 26-50				RPI 51-100				RPI 101+ Team's RPI: 101			
RPI	S	Opponent	Score	RPI	S	Opponent	Score	RPI	S	Opponent	Score	RPI	S	Opponent	Score
13	A	NC State	50 71					80	H	UAB	66 78	110	H	Jacksonville	58 60
								84	A	North Carolina	85 84	120	H	Central Ark.	64 43
												124	A	Ole Miss	59 66
												145	A	Texas St.	63 78
												150	A	Louisiana	72 57
												159	A	Southern Miss.	78 57
												194	A	Troy	71 82
												194	H	Troy	79 68
												198	H	Southern U.	69 65
												200	A	UT Arlington	76 63
												226	H	New Orleans	67 45
												269	H	Appalachian St.	54 52
												279	H	Coastal Caro.	68 62
												299	A	Alabama St.	59 47
												316	H	Georgia St.	88 52
												319	H	Ga. Southern	79 52
												332	A	La.-Monroe	67 60

LAST 12 Division I GAMES:															
194	A	Troy	71 82	200	A	UT Arlington	76 63								
332	A	La.-Monroe	67 60	145	A	Texas St.	63 78								
150	A	Louisiana	72 57	319	H	Ga. Southern	79 52								
269	H	Appalachian St.	54 52	316	H	Georgia St.	88 52								
279	H	Coastal Caro.	68 62	80	H	UAB	66 78								
194	H	Troy	79 68	120	H	Central Ark.	64 43								

Non-Div I Games: Ga. Southwestern 73 42

South Ala.

Average RPI	Win:	139	WON-LOST	WINNING	LAST 10	STRENGTH OF	OPP. STRENGTH	TEAM	ADJ.	CONF.	ADJ CONF.
Average RPI	Loss:	7	RECORD	PCT. RANK	GAMES	SCHEDULE	OF SCHEDULE	RPI	RPI	RPI	RPI
DIV. I ONLY		18- 4		17	7- 3	48	2	21	21	2	2
DIV. I NON-CONF.		11- 2		22	2- 1	107	13	38	38	2	2

TOTALS	RPI 1-25		RPI 26-50		W-L RECORDS	RPI 51-100		RPI 101-999		RPI 201+	
18- 4	5- 4		0- 0		OVERALL	3- 0		10- 0		5- 0	
10- 2	3- 2		0- 0		HOME	1- 0		6- 0		5- 0	
6- 1	1- 1		0- 0		AWAY	1- 0		4- 0		0- 0	
2- 1	1- 1		0- 0		NEUTRAL	1- 0		0- 0		0- 0	
11- 2	3- 2		0- 0		NON-CONFERENCE	1- 0		7- 0		5- 0	
6- 1	1- 1		0- 0		HOME	0- 0		5- 0		5- 0	
3- 0	1- 0		0- 0		AWAY	0- 0		2- 0		0- 0	
2- 1	1- 1		0- 0		NEUTRAL	1- 0		0- 0		0- 0	
7- 2	2- 2		0- 0		CONFERENCE	2- 0		3- 0		0- 0	
4- 1	2- 1		0- 0		HOME	1- 0		1- 0		0- 0	
3- 1	0- 1		0- 0		AWAY	1- 0		2- 0		0- 0	
0- 0	0- 0		0- 0		NEUTRAL	0- 0		0- 0		0- 0	

RPI 1-25				Team's RPI: 21		RPI 26-50				RPI 51-100				RPI 101+			
RPI	S	Opponent	Score	RPI	S	Opponent	Score	RPI	S	Opponent	Score	RPI	S	Opponent	Score		
1	H	UConn	58 83					59	N	St. John's (NY)	76 58	106	H	Auburn	71 63		
2	N	Notre Dame	85 92					97	H	Arkansas	90 42	121	A	Vanderbilt	95 82		
8	H	Tennessee	70 86					98	A	Kentucky	81 64	124	A	Ole Miss	88 62		
14	H	Duke	72 52									134	A	Clemson	66 36		
15	H	Texas A&M	61 59									173	A	Temple	87 60		
16	A	Missouri	74 83									262	H	Col. of Charleston	69 43		
16	H	Missouri	64 54									272	H	Wofford	94 60		
17	N	Rutgers	78 68									299	H	Alabama St.	99 31		
22	A	Maryland	94 86									322	H	Western Caro.	101 43		
LAST 12 Division I GAMES:																	
1	H	UConn	58 83	106	H	Auburn	71 63										
16	H	Missouri	64 54	16	A	Missouri	74 83										
97	H	Arkansas	90 42	124	A	Ole Miss	88 62										
98	A	Kentucky	81 64	15	H	Texas A&M	61 59										
121	A	Vanderbilt	95 82	173	A	Temple	87 60										
8	H	Tennessee	70 86	342	H	Savannah St.	99 38										

Non-Div I Games:

South Carolina

Average RPI Win:	301	WON-LOST	WINNING	LAST 10	STRENGTH OF	OPP. STRENGTH	TEAM	ADJ.	CONF.	ADJ CONF.
Average RPI Loss:	222	RECORD	PCT. RANK	GAMES	SCHEDULE	OF SCHEDULE	RPI	RPI	RPI	RPI
DIV. I ONLY	6- 13	276	3- 7	347	286	327	327	31	31	
DIV. I NON-CONF.	3- 7	254	0- 2	344	186	327	327	31	31	

TOTALS	RPI 1-25	RPI 26-50	W-L RECORDS	RPI 51-100	RPI 101-999	RPI 201+				
6- 13	0- 0	0- 0	OVERALL	0- 2	6- 11	5- 8				
3- 3	0- 0	0- 0	HOME	0- 0	3- 3	2- 3				
3- 10	0- 0	0- 0	AWAY	0- 0	3- 1	3- 1				
0- 0	0- 0	0- 0	NEUTRAL	0- 0	0- 0	0- 0				
3- 7	0- 0	0- 0	NON-CONFERENCE	0- 2	3- 5	3- 3				
1- 1	0- 0	0- 0	HOME	0- 0	1- 1	1- 1				
2- 6	0- 0	0- 0	AWAY	0- 2	2- 4	2- 2				
0- 0	0- 0	0- 0	NEUTRAL	0- 0	0- 0	0- 0				
3- 6	0- 0	0- 0	CONFERENCE	0- 0	3- 6	2- 5				
2- 2	0- 0	0- 0	HOME	0- 0	2- 2	1- 2				
1- 4	0- 0	0- 0	AWAY	0- 0	1- 4	1- 3				
0- 0	0- 0	0- 0	NEUTRAL	0- 0	0- 0	0- 0				

RPI 1-25				RPI 26-50				RPI 51-100				RPI 101+ Team's RPI: 327			
RPI	S	Opponent	Score	RPI	S	Opponent	Score	RPI	S	Opponent	Score	RPI	S	Opponent	Score
								61	A	Mercer	53 74	134	A	Clemson	48 56
								71	A	Georgia Tech	40 86	144	A	Bethune-Cookman	50 68
												181	A	Charlotte	49 64
												186	H	Hampton	78 70
												224	H	Norfolk St.	67 71
												260	H	Howard	58 68
												263	A	Morgan St.	55 65
												293	A	Coppin St.	39 56
												296	A	USC Upstate	44 63
												300	H	UMES	54 51
												310	A	Old Dominion	35 52
												315	A	Charleston So.	60 58
												319	H	Ga. Southern	58 61
												322	H	Western Caro.	75 45
												326	A	Delaware St.	44 58
												339	A	Winthrop	65 37
												342	A	Savannah St.	71 60

LAST 12 Division I GAMES:															
342	A	Savannah St.	71 60	260	H	Howard	58 68								
263	A	Morgan St.	55 65	326	A	Delaware St.	44 58								
293	A	Coppin St.	39 56	144	A	Bethune-Cookman	50 68								
186	H	Hampton	78 70	310	A	Old Dominion	35 52								
224	H	Norfolk St.	67 71	181	A	Charlotte	49 64								
300	H	UMES	54 51	61	A	Mercer	53 74								

Non-Div I Games: Johnson & Wales (NC) 40 Columbia Int'l 82 38

South Carolina St.

Average RPI Win:	196	WON-LOST	WINNING	LAST 10	STRENGTH OF	OPP. STRENGTH	TEAM	ADJ.	CONF.	ADJ CONF.
Average RPI Loss:	96	RECORD	PCT. RANK	GAMES	SCHEDULE	OF SCHEDULE	RPI	RPI	RPI	RPI
DIV. I ONLY	17- 5	40	9- 0	166	127	72	72	14	14	
DIV. I NON-CONF.	7- 5	132	1- 0	212	53	139	139	17	17	

TOTALS	RPI 1-25	RPI 26-50	W-L RECORDS	RPI 51-100	RPI 101-999	RPI 201+				
17- 5	0- 1	2- 0	OVERALL	0- 1	15- 3	9- 0				
9- 1	0- 0	1- 0	HOME	0- 0	8- 1	5- 0				
7- 2	0- 0	1- 0	AWAY	0- 0	6- 2	3- 0				
1- 2	0- 1	0- 0	NEUTRAL	0- 1	1- 0	1- 0				
7- 5	0- 1	1- 0	NON-CONFERENCE	0- 1	6- 3	4- 0				
4- 1	0- 0	1- 0	HOME	0- 0	3- 1	2- 0				
2- 2	0- 0	0- 0	AWAY	0- 0	2- 2	1- 0				
1- 2	0- 1	0- 0	NEUTRAL	0- 1	1- 0	1- 0				
10- 0	0- 0	1- 0	CONFERENCE	0- 0	9- 0	5- 0				
5- 0	0- 0	0- 0	HOME	0- 0	5- 0	3- 0				
5- 0	0- 0	1- 0	AWAY	0- 0	4- 0	2- 0				
0- 0	0- 0	0- 0	NEUTRAL	0- 0	0- 0	0- 0				

RPI 1-25				RPI 26-50				RPI 51-100 Team's RPI: 72				RPI 101+			
RPI	S	Opponent	Score	RPI	S	Opponent	Score	RPI	S	Opponent	Score	RPI	S	Opponent	Score
8	N	Tennessee	49 69	42	A	South Dakota St.	67 61	58	N	Oklahoma St.	68 76	105	A	Western Ill.	82 58
				49	H	Creighton	73 68					105	H	Western Ill.	92 81
												117	A	Iowa St.	76 81
												128	A	SFA	55 77
												152	A	Wichita St.	62 48
												163	H	North Dakota	76 71
												171	H	Tulsa	61 64
												192	A	Denver	82 60
												192	H	Denver	79 51
												207	A	Oral Roberts	73 68
												235	H	Omaha	70 46
												241	H	CSU Bakersfield	66 50
												244	H	UC Riverside	75 66
												253	N	Indiana St.	71 59
												266	A	North Dakota St.	82 67
												266	H	North Dakota St.	80 54
												303	A	Incarnate Word	81 51
												317	H	Fort Wayne	85 43

LAST 12 Division I GAMES:															
				266	H	North Dakota St.	80 54	317	H	Fort Wayne	85 43				
				105	H	Western Ill.	92 81	105	A	Western Ill.	82 58				
				192	A	Denver	82 60	266	A	North Dakota St.	82 67				
				42	A	South Dakota St.	67 61	192	H	Denver	79 51				
				235	H	Omaha	70 46	163	H	North Dakota	76 71				
				207	A	Oral Roberts	73 68	244	H	UC Riverside	75 66				

Non-Div I Games: Mt. Marty 87 25 Bellevue 89 32

South Dakota

Average RPI Win:	181	WON-LOST	WINNING	LAST 10	STRENGTH OF	OPP. STRENGTH	TEAM	ADJ.	CONF.	ADJ CONF.
Average RPI Loss:	35	RECORD	PCT. RANK	GAMES	SCHEDULE	OF SCHEDULE	RPI	RPI	RPI	RPI

DIV. I ONLY	18- 5	32	8- 1	103	78	42	42	14	14
DIV. I NON-CONF.	10- 4	73	1- 1	57	5	31	31	17	17

TOTALS	RPI 1-25	RPI 26-50	W-L RECORDS	RPI 51-100	RPI 101-999	RPI 201+			
18- 5	1- 2	1- 2	OVERALL	1- 1	15- 0	7- 0			
10- 2	0- 1	1- 0	HOME	0- 1	9- 0	4- 0			
6- 3	0- 1	0- 2	AWAY	1- 0	5- 0	3- 0			
2- 0	1- 0	0- 0	NEUTRAL	0- 0	1- 0	0- 0			
10- 4	1- 2	1- 2	NON-CONFERENCE	1- 0	7- 0	1- 0			
6- 1	0- 1	1- 0	HOME	0- 0	5- 0	1- 0			
2- 3	0- 1	0- 2	AWAY	1- 0	1- 0	0- 0			
2- 0	1- 0	0- 0	NEUTRAL	0- 0	1- 0	0- 0			
8- 1	0- 0	0- 0	CONFERENCE	0- 1	8- 0	6- 0			
4- 1	0- 0	0- 0	HOME	0- 1	4- 0	3- 0			
4- 0	0- 0	0- 0	AWAY	0- 0	4- 0	3- 0			
0- 0	0- 0	0- 0	NEUTRAL	0- 0	0- 0	0- 0			

RPI 1-25				RPI 26-50				RPI 51-100				RPI 101+			
RPI	S	Opponent	Score	RPI	S	Opponent	Score	RPI	S	Opponent	Score	RPI	S	Opponent	Score
4	H	Louisville	64 68	31	H	Oklahoma	67 61	72	H	South Dakota	61 67	105	H	Western Ill.	84 48
12	A	Green Bay	41 55	38	A	FGCU	78 87	90	A	Drake	85 78	113	A	George Washington	97 88
13	N	NC State	75 67	49	A	Creighton	65 72					152	H	Wichita St.	96 64
												163	H	North Dakota	66 52
												167	H	UNI	57 47
												181	N	Charlotte	71 70
												182	H	Bowling Green	76 44
												192	A	Denver	69 58
												207	A	Oral Roberts	77 70
												235	A	Omaha	103 54
												235	H	Omaha	89 64
												266	A	North Dakota St.	85 64
												266	H	North Dakota St.	83 63
												317	H	Fort Wayne	105 49
												344	H	NJIT	92 48
LAST 12 Division I GAMES:															
				235	A	Omaha	103 54					192	A	Denver	69 58
				266	A	North Dakota St.	85 64					266	H	North Dakota St.	83 63
				317	H	Fort Wayne	105 49					235	H	Omaha	89 64
				72	H	South Dakota	61 67					38	A	FGCU	78 87
				105	H	Western Ill.	84 48					152	H	Wichita St.	96 64
				207	A	Oral Roberts	77 70					90	A	Drake	85 78

Non-Div I Games: Dakota Wesleyan 76 63

South Dakota St.

Average RPI Win:	141	WON-LOST	WINNING	LAST 10	STRENGTH OF	OPP. STRENGTH	TEAM	ADJ.	CONF.	ADJ CONF.
Average RPI Loss:	48	RECORD	PCT. RANK	GAMES	SCHEDULE	OF SCHEDULE	RPI	RPI	RPI	RPI
DIV. I ONLY	18- 5	32	8- 2	76	8	28	28	8	8	
DIV. I NON-CONF.	10- 3	51	1- 1	88	3	33	33	7	7	

TOTALS	RPI 1-25	RPI 26-50	W-L RECORDS	RPI 51-100	RPI 101-999	RPI 201+				
18- 5	0- 2	3- 1	OVERALL	5- 1	10- 1	3- 0				
8- 1	0- 1	2- 0	HOME	2- 0	4- 0	2- 0				
7- 2	0- 0	0- 1	AWAY	1- 0	6- 1	1- 0				
3- 2	0- 1	1- 0	NEUTRAL	2- 1	0- 0	0- 0				
10- 3	0- 1	2- 1	NON-CONFERENCE	3- 1	5- 0	3- 0				
5- 0	0- 0	1- 0	HOME	1- 0	3- 0	2- 0				
2- 1	0- 0	0- 1	AWAY	0- 0	2- 0	1- 0				
3- 2	0- 1	1- 0	NEUTRAL	2- 1	0- 0	0- 0				
8- 2	0- 1	1- 0	CONFERENCE	2- 0	5- 1	0- 0				
3- 1	0- 1	1- 0	HOME	1- 0	1- 0	0- 0				
5- 1	0- 0	0- 0	AWAY	1- 0	4- 1	0- 0				
0- 0	0- 0	0- 0	NEUTRAL	0- 0	0- 0	0- 0				

RPI 1-25				RPI 26-50				RPI 51-100				RPI 101+			
RPI	S	Opponent	Score	RPI	S	Opponent	Score	RPI	S	Opponent	Score	RPI	S	Opponent	Score
1	H	UConn	49 100	27	H	LSU	61 55	56	N	Michigan St.	73 83	113	A	George Washington	83 78
2	N	Notre Dame	66 76	31	A	Oklahoma	74 79	59	N	St. John's (NY)	68 59	152	A	Wichita St.	56 64
				40	N	Dayton	93 87	81	N	Washington St.	82 45	165	A	Cincinnati	69 46
				48	H	UCF	62 45	95	H	Butler	71 55	171	A	Tulsa	71 57
								99	A	Tulane	63 53	173	A	Temple	89 73
								99	H	Tulane	75 46	173	H	Temple	76 60
												174	A	Memphis	81 62
												198	H	Southern U.	108 48
												213	H	Arkansas St.	98 55
												288	A	FIU	82 52
												320	H	Houston Baptist	90 43

LAST 12 Division I GAMES:															
				99	A	Tulane	63 53	173	A	Temple	89 73				
				171	A	Tulsa	71 57	1	H	UConn	49 100				
				173	H	Temple	76 60	165	A	Cincinnati	69 46				
				152	A	Wichita St.	56 64	99	H	Tulane	75 46				
				174	A	Memphis	81 62	56	N	Michigan St.	73 83				
				48	H	UCF	62 45	40	N	Dayton	93 87				

Non-Div I Games:

South Fla.

Average RPI Win:	292	WON-LOST	WINNING	LAST 10	STRENGTH OF	OPP. STRENGTH	TEAM	ADJ.	CONF.	ADJ CONF.
Average RPI Loss:	134	RECORD	PCT. RANK	GAMES	SCHEDULE	OF SCHEDULE	RPI	RPI	RPI	RPI
DIV. I ONLY	9- 13	226	5- 5	164	311	219	219	26	26	
DIV. I NON-CONF.	3- 7	254	0- 0	42	205	175	175	27	27	

TOTALS	RPI 1-25	RPI 26-50	W-L RECORDS	RPI 51-100	RPI 101-999	RPI 201+				
9- 13	0- 1	0- 1	OVERALL	0- 1	9- 10	8- 3				
5- 4	0- 0	0- 0	HOME	0- 1	5- 3	5- 2				
3- 9	0- 0	0- 0	AWAY	0- 0	3- 1	3- 0				
1- 0	0- 0	0- 0	NEUTRAL	0- 0	1- 0	0- 0				
3- 7	0- 1	0- 1	NON-CONFERENCE	0- 0	3- 5	2- 0				
2- 1	0- 0	0- 0	HOME	0- 0	2- 1	2- 0				
0- 6	0- 1	0- 1	AWAY	0- 0	0- 4	0- 0				
1- 0	0- 0	0- 0	NEUTRAL	0- 0	1- 0	0- 0				
6- 6	0- 0	0- 0	CONFERENCE	0- 1	6- 5	6- 3				
3- 3	0- 0	0- 0	HOME	0- 1	3- 2	3- 2				
3- 3	0- 0	0- 0	AWAY	0- 0	3- 3	3- 1				
0- 0	0- 0	0- 0	NEUTRAL	0- 0	0- 0	0- 0				

RPI 1-25				RPI 26-50				RPI 51-100				RPI 101+ Team's RPI: 219			
RPI	S	Opponent	Score	RPI	S	Opponent	Score	RPI	S	Opponent	Score	RPI	S	Opponent	Score
4	A	Louisville	40 80	39	A	Ball St.	56 69	68	H	Belmont	57 67	103	A	George Mason	38 57
												105	A	Western Ill.	59 87
												131	N	Saint Francis (PA)	82 50
												132	A	SIUE	57 65
												136	H	Southern Ill.	74 79
												137	A	Kansas	50 51
												165	A	Cincinnati	52 65
												176	A	Jacksonville St.	48 55
												216	H	Morehead St.	56 59
												230	H	Bradley	57 53
												231	A	Austin Peay	65 66
												231	H	Austin Peay	50 61
												302	A	Murray St.	85 74
												302	H	Murray St.	80 70
												307	H	Eastern Ky.	69 55
												328	A	Tennessee Tech	70 66
												336	H	Tennessee St.	71 66
												346	A	Eastern Ill.	77 54
												348	H	Evansville	74 65

LAST 12 Division I GAMES:															
231	H	Austin Peay	50 61	307	H	Eastern Ky.	69 55								
302	H	Murray St.	80 70	216	H	Morehead St.	56 59								
176	A	Jacksonville St.	48 55	231	A	Austin Peay	65 66								
328	A	Tennessee Tech	70 66	302	A	Murray St.	85 74								
346	A	Eastern Ill.	77 54	336	H	Tennessee St.	71 66								
132	A	SIUE	57 65	68	H	Belmont	57 67								

Non-Div I Games: Evangel 72 60 Missouri Valley 69 34

Southeast Mo. St.

Average RPI Win:	232	WON-LOST	WINNING	LAST 10	STRENGTH OF	OPP. STRENGTH	TEAM	ADJ.	CONF.	ADJ CONF.
Average RPI Loss:	183	RECORD	PCT. RANK	GAMES	SCHEDULE	OF SCHEDULE	RPI	RPI	RPI	RPI
DIV. I ONLY	5- 17	304	4- 6	224	292	285	285	25	25	
DIV. I NON-CONF.	1- 10	327	0- 1	167	233	294	294	25	25	

TOTALS	RPI 1-25	RPI 26-50	W-L RECORDS	RPI 51-100	RPI 101-999	RPI 201+				
5- 17	0- 0	0- 1	OVERALL	0- 1	5- 15	3- 8				
2- 6	0- 0	0- 0	HOME	0- 0	2- 6	1- 4				
3- 10	0- 0	0- 1	AWAY	0- 1	3- 8	2- 4				
0- 1	0- 0	0- 0	NEUTRAL	0- 0	0- 1	0- 0				
1- 10	0- 0	0- 1	NON-CONFERENCE	0- 1	1- 8	0- 4				
0- 3	0- 0	0- 0	HOME	0- 0	0- 3	0- 2				
1- 6	0- 0	0- 1	AWAY	0- 1	1- 4	0- 2				
0- 1	0- 0	0- 0	NEUTRAL	0- 0	0- 1	0- 0				
4- 7	0- 0	0- 0	CONFERENCE	0- 0	4- 7	3- 4				
2- 3	0- 0	0- 0	HOME	0- 0	2- 3	1- 2				
2- 4	0- 0	0- 0	AWAY	0- 0	2- 4	2- 2				
0- 0	0- 0	0- 0	NEUTRAL	0- 0	0- 0	0- 0				

RPI	S	Opponent	Score	RPI	S	Opponent	Score	RPI	S	Opponent	Score	RPI	S	Opponent	Score	Team's RPI: 285
27	A	LSU	56 84	55	A	TCU	62 112	104	H	Lamar University	58 75	106	A	Auburn	46 80	
								120	A	Central Ark.	47 63	120	H	Central Ark.	78 70	
								128	A	SFA	67 79	138	N	Kent St.	60 81	
								144	A	Bethune-Cookman	60 58	150	H	Louisiana	56 68	
								165	A	Cincinnati	43 82	205	A	Abilene Christian	80 86	
								218	A	Akron	54 66	247	A	Grambling	52 61	
								254	A	Nicholls St.	66 57	254	A	A&M-Corpus Christi	52 56	
								274	H	McNeese	65 77	277	H	Alcorn	77 84	
								312	H	Alabama A&M	74 76	320	A	Houston Baptist	76 61	
								323	H	Northwestern St.	71 65	331	H	Sam Houston St.	52 57	

LAST 12 Division I GAMES:																
120	H	Central Ark.	78 70	274	H	McNeese	65 77	104	H	Lamar University	58 75	205	A	Abilene Christian	80 86	
255	A	A&M-Corpus Christi	52 56	120	A	Central Ark.	47 63	128	A	SFA	67 79	312	H	Alabama A&M	74 76	
254	A	Nicholls St.	66 57													
331	H	Sam Houston St.	52 57													
323	H	Northwestern St.	71 65													
320	A	Houston Baptist	76 61													

Non-Div I Games:

Southeastern La.

Average RPI Win:	176	WON-LOST	WINNING	LAST 10	STRENGTH OF	OPP. STRENGTH	TEAM	ADJ.	CONF.	ADJ CONF.
Average RPI Loss:	20	RECORD	PCT. RANK	GAMES	SCHEDULE	OF SCHEDULE	RPI	RPI	RPI	RPI
DIV. I ONLY	15- 7	73	5- 5	60	48	47	47	4	4	
DIV. I NON-CONF.	10- 1	15	1- 0	197	250	50	50	3	3	

TOTALS	RPI 1-25	RPI 26-50	W-L RECORDS	RPI 51-100	RPI 101-999	RPI 201+				
15- 7	0- 5	1- 2	OVERALL	3- 0	11- 0	6- 0				
3- 4	0- 3	0- 1	HOME	1- 0	2- 0	2- 0				
9- 3	0- 2	0- 1	AWAY	2- 0	7- 0	4- 0				
3- 0	0- 0	1- 0	NEUTRAL	0- 0	2- 0	0- 0				
10- 1	0- 1	1- 0	NON-CONFERENCE	0- 0	9- 0	6- 0				
2- 1	0- 1	0- 0	HOME	0- 0	2- 0	2- 0				
5- 0	0- 0	0- 0	AWAY	0- 0	5- 0	4- 0				
3- 0	0- 0	1- 0	NEUTRAL	0- 0	2- 0	0- 0				
5- 6	0- 4	0- 2	CONFERENCE	3- 0	2- 0	0- 0				
1- 3	0- 2	0- 1	HOME	1- 0	0- 0	0- 0				
4- 3	0- 2	0- 1	AWAY	2- 0	2- 0	0- 0				
0- 0	0- 0	0- 0	NEUTRAL	0- 0	0- 0	0- 0				

RPI 1-25				RPI 26-50				RPI 51-100				RPI 101+			
RPI	S	Opponent	Score	RPI	S	Opponent	Score	RPI	S	Opponent	Score	RPI	S	Opponent	Score
5	H	Oregon	66 70	36	A	Cal i forni a	64 76	57	H	Oregon St.	65 61	127	A	Colorado	86 51
10	A	UCLA	46 59	36	H	Cal i forni a	59 62	81	A	Washington St.	73 72	130	N	Mi ddl e Tenn.	72 57
15	H	Texas A&M	74 75	37	N	Purdue	58 46	91	A	Utah	58 47	141	A	Washington	72 61
20	A	Stanford	65 72									162	A	Loyola Marymount	80 70
20	H	Stanford	55 59									177	N	Marist	78 57
												221	H	Montana St.	98 47
												244	A	UC Ri versi de	64 46
												251	A	Hawai i	71 60
												268	A	Santa Clara	64 43
												321	A	UTRGV	71 64
												335	H	Long Beach St.	75 60

LAST 12 Di vi si on I GAMES:															
10	A	UCLA	46 59	127	A	Colorado	86 51	5	H	Oregon	66 70	57	H	Oregon St.	65 61
141	A	Washington	72 61	20	A	Stanford	65 72	36	A	Cal i forni a	64 76	81	A	Washington St.	73 72
36	H	Cal i forni a	59 62	36	A	Cal i forni a	59 62	57	H	Oregon	66 70	127	A	Colorado	86 51
20	H	Stanford	55 59	37	N	Purdue	58 46	91	A	Utah	58 47	130	N	Mi ddl e Tenn.	72 57
91	A	Utah	58 47									141	A	Washington	72 61
												162	A	Loyola Marymount	80 70
												177	N	Marist	78 57
												221	H	Montana St.	98 47
												244	A	UC Ri versi de	64 46
												251	A	Hawai i	71 60
												268	A	Santa Clara	64 43
												321	A	UTRGV	71 64
												335	H	Long Beach St.	75 60

Non-Di v I Games:

Southern Cal i forni a

Average RPI Win:	241	WON-LOST	WINNING	LAST 10	STRENGTH OF	OPP. STRENGTH	TEAM	ADJ.	CONF.	ADJ CONF.
Average RPI Loss:	117	RECORD	PCT. RANK	GAMES	SCHEDULE	OF SCHEDULE	RPI	RPI	RPI	RPI
DIV. I ONLY	11- 9	144	7- 3	154	227	136	136	24	24	
DIV. I NON-CONF.	4- 6	214	0- 2	59	206	128	128	22	22	

TOTALS	RPI 1-25	RPI 26-50	W-L RECORDS	RPI 51-100	RPI 101-999	RPI 201+				
11- 9	0- 0	0- 1	OVERALL	0- 5	11- 3	8- 2				
5- 3	0- 0	0- 1	HOME	0- 1	5- 1	3- 0				
6- 4	0- 0	0- 0	AWAY	0- 0	6- 1	5- 1				
0- 2	0- 0	0- 0	NEUTRAL	0- 2	0- 0	0- 0				
4- 6	0- 0	0- 1	NON-CONFERENCE	0- 3	4- 2	3- 1				
1- 2	0- 0	0- 1	HOME	0- 0	1- 1	1- 0				
3- 2	0- 0	0- 0	AWAY	0- 1	3- 1	2- 1				
0- 2	0- 0	0- 0	NEUTRAL	0- 2	0- 0	0- 0				
7- 3	0- 0	0- 0	CONFERENCE	0- 2	7- 1	5- 1				
4- 1	0- 0	0- 0	HOME	0- 1	4- 0	2- 0				
3- 2	0- 0	0- 0	AWAY	0- 1	3- 1	3- 1				
0- 0	0- 0	0- 0	NEUTRAL	0- 0	0- 0	0- 0				

RPI 1-25				RPI 26-50				RPI 51-100				RPI 101+				Team's RPI: 136	
RPI	S	Opponent	Score	RPI	S	Opponent	Score	RPI	S	Opponent	Score	RPI	S	Opponent	Score		
				43	H	Western Ky.	49 75					114	H	Missouri St.	71 69		
								60	N	Miami (FL)	65 75	132	H	SIUE	53 57		
								65	N	Albany (NY)	57 68	167	H	UNI	60 53		
								80	A	UAB	66 76	174	A	Memphis	68 56		
								90	A	Drake	73 84	212	H	UT Martin	84 72		
								90	H	Drake	64 75	216	A	Morehead St.	81 85		
												219	A	Southeast Mo. St.	79 74		
												230	A	Bradley	63 62		
												253	A	Indiana St.	64 45		
												273	A	Illinois St.	46 49		
												286	H	Valparaiso	74 63		
												318	H	Loyola Chicago	62 46		
												329	A	Marshall	64 59		
												348	A	Evansville	74 62		
LAST 12 Division I GAMES:																	
				90	A	Drake	73 84	90	H	Drake	64 75						
				114	H	Missouri St.	71 69	167	H	UNI	60 53						
				286	H	Valparaiso	74 63	253	A	Indiana St.	64 45						
				318	H	Loyola Chicago	62 46	348	A	Evansville	74 62						
				273	A	Illinois St.	46 49	60	N	Miami (FL)	65 75						
				230	A	Bradley	63 62	65	N	Albany (NY)	57 68						

Non-Div I Games: Martin Methodist 60 50

Southern Ill.

Average RPI Win:	237	WON-LOST	WINNING	LAST 10	STRENGTH OF	OPP. STRENGTH	TEAM	ADJ.	CONF.	ADJ CONF.
Average RPI Loss:	109	RECORD	PCT. RANK	GAMES	SCHEDULE	OF SCHEDULE	RPI	RPI	RPI	RPI
DIV. I ONLY	10- 9	156	4- 5	194	135	159	159	18	18	
DIV. I NON-CONF.	6- 5	153	1- 2	299	90	215	215	19	19	

TOTALS	RPI 1-25	RPI 26-50	W-L RECORDS	RPI 51-100	RPI 101-999	RPI 201+				
10- 9	0- 1	0- 1	OVERALL	2- 1	8- 6	6- 0				
7- 2	0- 0	0- 0	HOME	1- 0	6- 2	5- 0				
3- 7	0- 1	0- 1	AWAY	1- 1	2- 4	1- 0				
0- 0	0- 0	0- 0	NEUTRAL	0- 0	0- 0	0- 0				
6- 5	0- 1	0- 0	NON-CONFERENCE	1- 1	5- 3	5- 0				
5- 1	0- 0	0- 0	HOME	1- 0	4- 1	4- 0				
1- 4	0- 1	0- 0	AWAY	0- 1	1- 2	1- 0				
0- 0	0- 0	0- 0	NEUTRAL	0- 0	0- 0	0- 0				
4- 4	0- 0	0- 1	CONFERENCE	1- 0	3- 3	1- 0				
2- 1	0- 0	0- 0	HOME	0- 0	2- 1	1- 0				
2- 3	0- 0	0- 1	AWAY	1- 0	1- 2	0- 0				
0- 0	0- 0	0- 0	NEUTRAL	0- 0	0- 0	0- 0				

RPI 1-25				RPI 26-50				RPI 51-100				RPI 101+ Team's RPI: 159			
RPI	S	Opponent	Score	RPI	S	Opponent	Score	RPI	S	Opponent	Score	RPI	S	Opponent	Score
3	A	Mississippi St.	56 91	43	A	Western Ky.	60 81	71	A	Georgia Tech	44 63	101	H	South Ala.	57 78
								80	A	UAB	80 63	108	A	Rice	56 62
								99	H	Tulane	66 58	124	A	Ole Miss	59 68
												130	A	Middle Tenn.	61 53
												168	A	Samford	56 61
												181	A	Charlotte	56 66
												181	H	Charlotte	79 85
												188	H	Louisiana Tech	65 50
												277	H	Alcorn	72 67
												299	H	Alabama St.	72 35
												305	H	UTSA	83 60
												323	A	Northwestern St.	71 59
												331	H	Sam Houston St.	58 38
												341	H	Mississippi Val.	84 69

LAST 12 Division I GAMES:															
108	A	Rice	56 62	43	A	Western Ky.	60 81	181	A	Charlotte	56 66	71	A	Georgia Tech	44 63
305	H	UTSA	83 60					168	A	Samford	56 61	331	H	Sam Houston St.	58 38
181	H	Charlotte	79 85					124	A	Ole Miss	59 68				
130	A	Middle Tenn.	61 53												
80	A	UAB	80 63												
188	H	Louisiana Tech	65 50												

Non-Div I Games: William Carey 82 44 Blue Mountain (MS) 96 46

Southern Miss.

Average RPI Win:	294	WON-LOST	WINNING	LAST 10	STRENGTH OF	OPP. STRENGTH	TEAM	ADJ.	CONF.	ADJ CONF.
Average RPI Loss:	126	RECORD	PCT. RANK	GAMES	SCHEDULE	OF SCHEDULE	RPI	RPI	RPI	RPI
DIV. I ONLY	8- 10	213	8- 2	222	298	198	198	32	32	
DIV. I NON-CONF.	0- 8	337	0- 2	35	35	264	264	32	32	

TOTALS	RPI 1-25	RPI 26-50	W-L RECORDS	RPI 51-100	RPI 101-999	RPI 201+				
8- 10	0- 0	0- 1	OVERALL	0- 3	8- 6	8- 2				
5- 0	0- 0	0- 0	HOME	0- 0	5- 0	5- 0				
3- 9	0- 0	0- 1	AWAY	0- 2	3- 6	3- 2				
0- 1	0- 0	0- 0	NEUTRAL	0- 1	0- 0	0- 0				
0- 8	0- 0	0- 1	NON-CONFERENCE	0- 3	0- 4	0- 0				
0- 0	0- 0	0- 0	HOME	0- 0	0- 0	0- 0				
0- 7	0- 0	0- 1	AWAY	0- 2	0- 4	0- 0				
0- 1	0- 0	0- 0	NEUTRAL	0- 1	0- 0	0- 0				
8- 2	0- 0	0- 0	CONFERENCE	0- 0	8- 2	8- 2				
5- 0	0- 0	0- 0	HOME	0- 0	5- 0	5- 0				
3- 2	0- 0	0- 0	AWAY	0- 0	3- 2	3- 2				
0- 0	0- 0	0- 0	NEUTRAL	0- 0	0- 0	0- 0				

RPI 1-25				RPI 26-50				RPI 51-100				RPI 101+				Team's RPI: 198
RPI	S	Opponent	Score	RPI	S	Opponent	Score	RPI	S	Opponent	Score	RPI	S	Opponent	Score	
				28	A	South Fla.	48 108	58	A	Oklahoma St.	66 94	101	A	South Ala.	65 69	
								62	N	Toledo	76 81	106	A	Auburn	47 65	
								69	A	Indiana	49 64	144	A	Bethune-Cookman	56 68	
												184	A	Wisconsin	74 77	
												247	A	Grambling	71 79	
												247	H	Grambling	63 44	
												248	A	Texas Southern	67 57	
												265	A	Prairie View	62 69	
												277	H	Alcorn	64 56	
												294	H	Jackson St.	86 76	
												299	H	Alabama St.	66 58	
												312	H	Alabama A&M	77 62	
												337	A	Ark.-Pine Bluff	71 52	
												341	A	Mississippi Val.	70 54	

LAST 12 Division I GAMES:																
				247	A	Grambling	71 79	294	H	Jackson St.	86 76					
				277	H	Alcorn	64 56	247	H	Grambling	63 44					
				312	H	Alabama A&M	77 62	265	A	Prairie View	62 69					
				299	H	Alabama St.	66 58	248	A	Texas Southern	67 57					
				341	A	Mississippi Val.	70 54	62	N	Toledo	76 81					
				337	A	Ark.-Pine Bluff	71 52	28	A	South Fla.	48 108					

Non-Div I Games: Mobile 86 54

Southern U.

Average RPI Win:	261	WON-LOST	WINNING	LAST 10	STRENGTH OF	OPP. STRENGTH	TEAM	ADJ.	CONF.	ADJ CONF.
Average RPI Loss:	187	RECORD	PCT. RANK	GAMES	SCHEDULE	OF SCHEDULE	RPI	RPI	RPI	RPI
DIV. I ONLY	3- 19	326	2- 8	137	342	301	301	19	19	
DIV. I NON-CONF.	1- 10	327	0- 1	168	331	333	333	15	15	

TOTALS	RPI 1-25	RPI 26-50	W-L RECORDS	RPI 51-100	RPI 101-999	RPI 201+				
3- 19	0- 1	0- 0	OVERALL	0- 1	3- 17	2- 9				
2- 7	0- 0	0- 0	HOME	0- 1	2- 6	1- 3				
1- 12	0- 1	0- 0	AWAY	0- 0	1- 11	1- 6				
0- 0	0- 0	0- 0	NEUTRAL	0- 0	0- 0	0- 0				
1- 10	0- 1	0- 0	NON-CONFERENCE	0- 1	1- 8	1- 5				
1- 4	0- 0	0- 0	HOME	0- 1	1- 3	1- 1				
0- 6	0- 1	0- 0	AWAY	0- 0	0- 5	0- 4				
0- 0	0- 0	0- 0	NEUTRAL	0- 0	0- 0	0- 0				
2- 9	0- 0	0- 0	CONFERENCE	0- 0	2- 9	1- 4				
1- 3	0- 0	0- 0	HOME	0- 0	1- 3	0- 2				
1- 6	0- 0	0- 0	AWAY	0- 0	1- 6	1- 2				
0- 0	0- 0	0- 0	NEUTRAL	0- 0	0- 0	0- 0				

RPI 1-25				RPI 26-50				RPI 51-100				RPI 101+ Team's RPI: 301			
RPI	S	Opponent	Score	RPI	S	Opponent	Score	RPI	S	Opponent	Score	RPI	S	Opponent	Score
5	A	Oregon	38 98					70	H	UC Davis	59 85	116	A	BYU	67 75
												139	A	Weber St.	50 65
												139	H	Weber St.	64 77
												161	A	Idaho	51 74
												164	H	Binghamton	66 72
												169	A	Idaho St.	39 66
												169	H	Idaho St.	76 70
												178	H	UC Irvine	64 71
												196	A	Eastern Wash.	41 58
												211	A	San Diego	59 72
												221	A	Montana St.	71 91
												221	H	Montana St.	57 63
												227	A	Montana	71 81
												227	H	Montana	65 74
												241	H	CSU Bakersfield	45 46
												278	A	Grand Canyon	54 59
												283	A	Arizona	74 76
												290	H	Utah St.	70 67
												306	A	Utah Valley	61 69
												324	A	Northern Ariz.	60 57
LAST 12 Division I GAMES:															
169	A	Idaho St.	39 66	324	A	Northern Ariz.	60 57	139	H	Weber St.	64 77				
139	A	Weber St.	50 65	169	H	Idaho St.	76 70	227	A	Montana	71 81				
221	H	Montana St.	57 63	221	A	Montana St.	71 91	283	A	Arizona	74 76				
227	H	Montana	65 74												
196	A	Eastern Wash.	41 58												
161	A	Idaho	51 74												

Non-Div I Games:

Southern Utah

Average RPI Win:	231	WON-LOST	WINNING	LAST 10	STRENGTH OF	OPP. STRENGTH	TEAM	ADJ.	CONF.	ADJ CONF.
Average RPI Loss:	122	RECORD	PCT. RANK	GAMES	SCHEDULE	OF SCHEDULE	RPI	RPI	RPI	RPI
DIV. I ONLY	7- 16	278	2- 8	90	193	234	234	12	12	
DIV. I NON-CONF.	5- 8	220	0- 2	94	245	192	192	10	10	

TOTALS	RPI 1-25	RPI 26-50	W-L RECORDS	RPI 51-100	RPI 101-999	RPI 201+				
7- 16	0- 1	0- 1	OVERALL	1- 6	6- 8	5- 3				
5- 6	0- 1	0- 0	HOME	1- 1	4- 4	4- 0				
1- 10	0- 0	0- 1	AWAY	0- 5	1- 4	0- 3				
1- 0	0- 0	0- 0	NEUTRAL	0- 0	1- 0	1- 0				
5- 8	0- 1	0- 0	NON-CONFERENCE	1- 3	4- 4	3- 2				
3- 3	0- 1	0- 0	HOME	1- 1	2- 1	2- 0				
1- 5	0- 0	0- 0	AWAY	0- 2	1- 3	0- 2				
1- 0	0- 0	0- 0	NEUTRAL	0- 0	1- 0	1- 0				
2- 8	0- 0	0- 1	CONFERENCE	0- 3	2- 4	2- 1				
2- 3	0- 0	0- 0	HOME	0- 0	2- 3	2- 0				
0- 5	0- 0	0- 1	AWAY	0- 3	0- 1	0- 1				
0- 0	0- 0	0- 0	NEUTRAL	0- 0	0- 0	0- 0				

RPI 1-25				RPI 26-50				RPI 51-100				RPI 101+ Team's RPI: 234			
RPI	S	Opponent	Score	RPI	S	Opponent	Score	RPI	S	Opponent	Score	RPI	S	Opponent	Score
18	H	Buffalo	59 76	40	A	Dayton	59 80	53	A	Duquesne	59 73	103	H	George Mason	63 76
								62	H	Tol edo	39 58	125	H	Del aware	52 53
								65	A	Al bany (NY)	52 69	135	A	Bucknel I	59 48
								66	A	Fordham	48 72	153	H	Davi dson	68 75
								82	H	Penn St.	65 62	172	H	Sai nt Joseph' s	64 70
								85	A	Navy	48 86	197	A	Si ena	62 70
								89	A	Sai nt Loui s	55 78	209	H	Eastern Mi ch.	70 51
												210	A	Hofstra	68 71
												225	A	La Salle	63 66
												233	H	Ni agara	76 58
												289	A	Can i si us	69 71
												291	H	Massachusetts	69 59
												330	N	UMBC	63 54
												334	H	Rhode Isl and	81 70

LAST 12 Di vi si on I GAMES:															
103	H	George Mason	63 76	40	A	Dayton	59 80	291	H	Massachusetts	69 59				
53	A	Duquesne	59 73	172	H	Saint Joseph' s	64 70	89	A	Saint Louis	55 78				
66	A	Fordham	48 72	81	70			210	A	Hofstra	68 71				
153	H	Davi dson	68 75	65	A	Al bany (NY)	52 69								
334	H	Rhode Isl and	81 70												
225	A	La Salle	63 66												

Non-Di v I Games:

St. Bonaventure

Average RPI Win:	284	WON-LOST	WINNING	LAST 10	STRENGTH OF	OPP. STRENGTH	TEAM	ADJ.	CONF.	ADJ CONF.
Average RPI Loss:	207	RECORD	PCT. RANK	GAMES	SCHEDULE	OF SCHEDULE	RPI	RPI	RPI	RPI
DIV. I ONLY	8- 13	239	4- 6	324	304	287	287	29	29	
DIV. I NON-CONF.	4- 7	226	1- 1	300	281	278	278	29	29	

TOTALS	RPI 1-25	RPI 26-50	W-L RECORDS	RPI 51-100	RPI 101-999	RPI 201+				
8- 13	0- 0	0- 0	OVERALL	0- 2	8- 11	7- 8				
6- 2	0- 0	0- 0	HOME	0- 0	6- 2	5- 2				
2- 10	0- 0	0- 0	AWAY	0- 2	2- 8	2- 5				
0- 1	0- 0	0- 0	NEUTRAL	0- 0	0- 1	0- 1				
4- 7	0- 0	0- 0	NON-CONFERENCE	0- 2	4- 5	3- 4				
3- 1	0- 0	0- 0	HOME	0- 0	3- 1	2- 1				
1- 5	0- 0	0- 0	AWAY	0- 2	1- 3	1- 2				
0- 1	0- 0	0- 0	NEUTRAL	0- 0	0- 1	0- 1				
4- 6	0- 0	0- 0	CONFERENCE	0- 0	4- 6	4- 4				
3- 1	0- 0	0- 0	HOME	0- 0	3- 1	3- 1				
1- 5	0- 0	0- 0	AWAY	0- 0	1- 5	1- 3				
0- 0	0- 0	0- 0	NEUTRAL	0- 0	0- 0	0- 0				

RPI 1-25				RPI 26-50				RPI 51-100				RPI 101+				Team's RPI: 287
RPI	S	Opponent	Score	RPI	S	Opponent	Score	RPI	S	Opponent	Score	RPI	S	Opponent	Score	
								59	A	St. John's (NY)	49 73	131	A	Saint Francis (PA)	75 90	
								100	A	Seton Hall	50 84	148	A	Robert Morris	36 59	
												179	A	Fla. Atlantic	60 80	
												180	H	Army West Point	73 52	
												216	H	Morehead St.	59 73	
												224	N	Norfolk St.	51 52	
												229	H	Loyola Maryland	64 47	
												245	A	Manhattan	54 57	
												258	H	Fairleigh Dickinson	62 70	
												260	A	Howard	69 72	
												264	A	LIU Brooklyn	59 61	
												275	H	Mt. St. Mary's	82 73	
												280	H	Sacred Heart	63 48	
												282	A	Bryant	63 73	
												298	A	Central Conn. St.	78 70	
												325	A	Wagner	47 50	
												325	H	Wagner	80 76	
												338	H	Iona	72 63	
												343	A	Saint Peter's	64 49	

LAST 12 Division I GAMES:																
				325	A	Wagner	47 50					275	H	Mt. St. Mary's	82 73	
				280	H	Sacred Heart	63 48					148	A	Robert Morris	36 59	
				258	H	Fairleigh Dickinson	62 70					131	A	Saint Francis (PA)	75 90	
				282	A	Bryant	63 73					264	A	LIU Brooklyn	59 61	
				298	A	Central Conn. St.	78 70					216	H	Morehead St.	59 73	
				325	H	Wagner	80 76					338	H	Iona	72 63	

Non-Div I Games:

St. Francis Brooklyn

Average RPI Win:	114	WON-LOST	WINNING	LAST 10	STRENGTH OF	OPP. STRENGTH	TEAM	ADJ.	CONF.	ADJ CONF.
Average RPI Loss:	71	RECORD	PCT. RANK	GAMES	SCHEDULE	OF SCHEDULE	RPI	RPI	RPI	RPI
DIV. I ONLY	13- 10	134	1- 3	18	47	59	59	6	6	
DIV. I NON-CONF.	7- 4	102	0- 1	5	79	27	27	6	6	

TOTALS	RPI 1-25	RPI 26-50	W-L RECORDS	RPI 51-100	RPI 101-999	RPI 201+				
13- 10	0- 4	2- 2	OVERALL	5- 2	6- 2	2- 0				
8- 3	0- 1	2- 0	HOME	2- 1	4- 1	1- 0				
4- 5	0- 2	0- 1	AWAY	3- 1	1- 1	1- 0				
1- 2	0- 1	0- 1	NEUTRAL	0- 0	1- 0	0- 0				
7- 4	0- 2	0- 1	NON-CONFERENCE	3- 1	4- 0	1- 0				
4- 2	0- 1	0- 0	HOME	1- 1	3- 0	1- 0				
2- 0	0- 0	0- 0	AWAY	2- 0	0- 0	0- 0				
1- 2	0- 1	0- 1	NEUTRAL	0- 0	1- 0	0- 0				
6- 6	0- 2	2- 1	CONFERENCE	2- 1	2- 2	1- 0				
4- 1	0- 0	2- 0	HOME	1- 0	1- 1	0- 0				
2- 5	0- 2	0- 1	AWAY	1- 1	1- 1	1- 0				
0- 0	0- 0	0- 0	NEUTRAL	0- 0	0- 0	0- 0				

RPI 1-25				RPI 26-50				RPI 51-100				Team's RPI: 59				RPI 101+			
RPI	S	Opponent	Score	RPI	S	Opponent	Score	RPI	S	Opponent	Score	RPI	S	Opponent	Score	RPI	S	Opponent	Score
18	H	Buffalo	72 73	26	H	Villanova	70 64	60	A	Miami (FL)	74 64	111	N	Western Mich.	76 48				
21	N	South Carolina	58 76	28	N	South Fla.	59 68	65	A	Albany (NY)	71 66	123	H	Georgetown	64 41				
23	A	DePaul	67 76	49	A	Creighton	39 53	66	H	Fordham	64 67	137	H	Kansas	65 53				
24	A	Marquette	72 74	49	H	Creighton	72 65	83	H	James Madison	81 64	143	H	William & Mary	92 81				
								95	A	Butler	73 55	191	A	Providence	68 70				
								95	H	Butler	76 38	191	H	Providence	44 49				
								100	A	Seton Hall	57 62	202	A	Xavier	67 63				
												287	H	St. Francis Brooklyn	73 49				

Non-Div I Games:

St. John's (NY)

Average RPI Win:	129	WON-LOST	WINNING	LAST 10	STRENGTH OF	OPP. STRENGTH	TEAM	ADJ.	CONF.	ADJ CONF.
Average RPI Loss:	23	RECORD	PCT. RANK	GAMES	SCHEDULE	OF SCHEDULE	RPI	RPI	RPI	RPI
DIV. I ONLY	15- 8	83	8- 2	5	15	20	20	4	4	
DIV. I NON-CONF.	6- 6	170	0- 1	4	14	41	41	3	3	

TOTALS	RPI 1-25	RPI 26-50	W-L RECORDS	RPI 51-100	RPI 101-999	RPI 201+				
15- 8	1- 6	3- 1	OVERALL	4- 0	7- 1	4- 0				
9- 2	1- 1	2- 0	HOME	2- 0	4- 1	3- 0				
4- 4	0- 3	1- 1	AWAY	1- 0	2- 0	1- 0				
2- 2	0- 2	0- 0	NEUTRAL	1- 0	1- 0	0- 0				
6- 6	0- 5	0- 0	NON-CONFERENCE	2- 0	4- 1	2- 0				
3- 2	0- 1	0- 0	HOME	1- 0	2- 1	2- 0				
1- 2	0- 2	0- 0	AWAY	0- 0	1- 0	0- 0				
2- 2	0- 2	0- 0	NEUTRAL	1- 0	1- 0	0- 0				
9- 2	1- 1	3- 1	CONFERENCE	2- 0	3- 0	2- 0				
6- 0	1- 0	2- 0	HOME	1- 0	2- 0	1- 0				
3- 2	0- 1	1- 1	AWAY	1- 0	1- 0	1- 0				
0- 0	0- 0	0- 0	NEUTRAL	0- 0	0- 0	0- 0				

RPI	S	Opponent	Score	RPI	S	Opponent	Score	RPI	S	Opponent	Score	RPI	S	Opponent	Score
1	N	UConn	53 78	33	A	Arizona St.	66 73	57	A	Oregon St.	60 57	105	H	Western Ill.	64 71
7	A	Ohio St.	64 85	33	H	Arizona St.	74 50	68	N	Belmont	74 53	138	N	Kent St.	79 54
7	N	Ohio St.	82 94	47	A	Southern Cal i forni a	59 55	81	H	Washington St.	70 57	141	H	Washington	71 45
8	H	Tennessee	71 83	47	H	Southern Cal i forni a	72 65	96	H	UNLV	74 33	166	A	San Franci sco	86 66
9	A	Baylor	57 81									241	H	CSU Bakersfi el d	57 34
10	A	UCLA	53 64									244	H	UC Ri versi de	53 43
10	H	UCLA	76 65									283	A	Ari zona	61 46
												283	H	Ari zona	79 42

LAST 12 Di v i s i o n I GAMES:															
57	A	Oregon St.	60 57	81	H	Washington St.	70 57	33	A	Arizona St.	66 73	283	A	Ari zona	61 46
283	H	Ari zona	79 42	47	H	Southern Cal i forni a	72 65	10	H	UCLA	76 65	8	H	Tennessee	71 83
33	H	Arizona St.	74 50												
10	A	UCLA	53 64												
47	A	Southern Cal i forni a	59 55												
141	H	Washi ngton	71 45												

Non-Di v I Games:

Stanford

Average RPI Win:	225	WON-LOST	WINNING	LAST 10	STRENGTH OF	OPP. STRENGTH	TEAM	ADJ.	CONF.	ADJ CONF.
Average RPI Loss:	119	RECORD	PCT. RANK	GAMES	SCHEDULE	OF SCHEDULE	RPI	RPI	RPI	RPI
DIV. I ONLY	12- 10	149	6- 4	191	147	155	155	22	22	
DIV. I NON-CONF.	7- 7	170	3- 1	124	83	147	147	21	21	

TOTALS	RPI 1-25	RPI 26-50	W-L RECORDS	RPI 51-100	RPI 101-999	RPI 201+				
12- 10	0- 2	0- 2	OVERALL	1- 1	11- 5	8- 2				
7- 1	0- 0	0- 0	HOME	1- 0	6- 1	5- 0				
3- 5	0- 2	0- 1	AWAY	0- 0	3- 2	2- 1				
2- 4	0- 0	0- 1	NEUTRAL	0- 1	2- 2	1- 1				
7- 7	0- 2	0- 1	NON-CONFERENCE	1- 1	6- 3	3- 1				
4- 1	0- 0	0- 0	HOME	1- 0	3- 1	2- 0				
1- 2	0- 2	0- 0	AWAY	0- 0	1- 0	0- 0				
2- 4	0- 0	0- 1	NEUTRAL	0- 1	2- 2	1- 1				
5- 3	0- 0	0- 1	CONFERENCE	0- 0	5- 2	5- 1				
3- 0	0- 0	0- 0	HOME	0- 0	3- 0	3- 0				
2- 3	0- 0	0- 1	AWAY	0- 0	2- 2	2- 1				
0- 0	0- 0	0- 0	NEUTRAL	0- 0	0- 0	0- 0				

RPI 1-25				RPI 26-50				RPI 51-100				RPI 101+ Team's RPI: 155			
RPI	S	Opponent	Score	RPI	S	Opponent	Score	RPI	S	Opponent	Score	RPI	S	Opponent	Score
6	A	Florida St.	39 84	38	A	FGCU	40 80	92	H	Chattanooga	78 67	110	A	Jacksonville	63 73
11	A	Texas	59 95	43	N	Western Ky.	58 66	93	N	Wright St.	59 64	132	A	SIUE	65 61
												145	H	Texas St.	61 54
												147	H	High Point	64 69
												175	N	Florida	85 71
												191	N	Providence	45 56
												215	H	Richmond	72 67
												237	A	North Florida	68 51
												237	H	North Florida	68 55
												240	H	Northern Ky.	67 56
												259	N	UMKC	50 67
												261	A	Lipscomb	59 55
												292	A	Kennesaw St.	49 66
												296	H	USC Upstate	62 61
												326	N	Delaware St.	58 43
												344	H	NJIT	73 55
LAST 12 Division I GAMES:															
237	A	North Florida	68 51	296	H	USC Upstate	62 61								
110	A	Jacksonville	63 73	38	A	FGCU	40 80								
237	H	North Florida	68 55	326	N	Delaware St.	58 43								
292	A	Kennesaw St.	49 66	259	N	UMKC	50 67								
261	A	Lipscomb	59 55	145	H	Texas St.	61 54								
344	H	NJIT	73 55	215	H	Richmond	72 67								

Non-Div I Games: Thomas (GA) 92 41 Webber Int'l 67 30

Stetson

Average RPI Win:	275	WON-LOST	WINNING	LAST 10	STRENGTH OF	OPP. STRENGTH	TEAM	ADJ.	CONF.	ADJ CONF.
Average RPI Loss:	120	RECORD	PCT. RANK	GAMES	SCHEDULE	OF SCHEDULE	RPI	RPI	RPI	RPI
DIV. I ONLY	12- 10	149	5- 5	278	239	201	201	20	20	
DIV. I NON-CONF.	7- 5	132	1- 1	333	248	225	225	24	24	

TOTALS	RPI 1-25	RPI 26-50	W-L RECORDS	RPI 51-100	RPI 101-999	RPI 201+				
12- 10	0- 0	0- 1	OVERALL	0- 4	12- 5	10- 1				
6- 4	0- 0	0- 0	HOME	0- 1	6- 3	6- 0				
6- 6	0- 0	0- 1	AWAY	0- 3	6- 2	4- 1				
0- 0	0- 0	0- 0	NEUTRAL	0- 0	0- 0	0- 0				
7- 5	0- 0	0- 1	NON-CONFERENCE	0- 1	7- 3	7- 1				
4- 1	0- 0	0- 0	HOME	0- 0	4- 1	4- 0				
3- 4	0- 0	0- 1	AWAY	0- 1	3- 2	3- 1				
0- 0	0- 0	0- 0	NEUTRAL	0- 0	0- 0	0- 0				
5- 5	0- 0	0- 0	CONFERENCE	0- 3	5- 2	3- 0				
2- 3	0- 0	0- 0	HOME	0- 1	2- 2	2- 0				
3- 2	0- 0	0- 0	AWAY	0- 2	3- 0	1- 0				
0- 0	0- 0	0- 0	NEUTRAL	0- 0	0- 0	0- 0				

RPI	S	Opponent	Score	RPI	S	Opponent	Score	RPI	S	Opponent	Score	RPI	S	Opponent	Score	Team's RPI: 201
35	A	Syracuse	70	81	65	A	Albany (NY)	58	64	118	H	Yale	71	77		
					65	H	Albany (NY)	68	72	157	A	Hartford	66	58		
					74	A	Harvard	53	60	157	H	Hartford	68	75		
					79	A	Maine	56	64	158	H	New Hampshire	50	51		
										164	A	Binghamton	67	59		
										183	A	Northwestern	36	68		
										210	A	Hofstra	73	49		
										245	H	Manhattan	74	59		
										258	A	Fairleigh Dickinson	56	51		
										270	A	Cornell	40	48		
										298	H	Central Conn. St.	60	55		
										313	H	Vermont	80	57		
										319	A	Ga. Southern	68	49		
										325	H	Wagner	69	50		
										330	A	UMBC	69	44		
										338	H	Iona	63	46		
										347	H	UMass Lowell	59	50		
LAST 12 Division I GAMES:																
157	A	Hartford	66	58	313	H	Vermont	80	57							
330	A	UMBC	69	44	65	H	Albany (NY)	68	72							
65	A	Albany (NY)	58	64	157	H	Hartford	68	75							
347	H	UMass Lowell	59	50	79	A	Maine	56	64							
158	H	New Hampshire	50	51	74	A	Harvard	53	60							
164	A	Binghamton	67	59	319	A	Ga. Southern	68	49							

Non-Div I Games: Farmingdale St. 76 25

Stony Brook

Average RPI Win:	163	WON-LOST	WINNING	LAST 10	STRENGTH OF	OPP. STRENGTH	TEAM	ADJ.	CONF.	ADJ CONF.
Average RPI Loss:	28	RECORD	PCT. RANK	GAMES	SCHEDULE	OF SCHEDULE	RPI	RPI	RPI	RPI
DIV. I ONLY	17- 6	49	5- 5	57	18	35	35	1	1	
DIV. I NON-CONF.	12- 1	6	1- 1	162	85	28	28	1	1	

TOTALS	RPI 1-25	RPI 26-50	W-L RECORDS	RPI 51-100	RPI 101-999	RPI 201+				
17- 6	1- 3	1- 1	OVERALL	2- 2	13- 0	4- 0				
11- 1	1- 0	1- 0	HOME	1- 1	8- 0	3- 0				
3- 4	0- 2	0- 1	AWAY	1- 1	2- 0	0- 0				
3- 1	0- 1	0- 0	NEUTRAL	0- 0	3- 0	1- 0				
12- 1	0- 1	1- 0	NON-CONFERENCE	1- 0	10- 0	4- 0				
7- 0	0- 0	1- 0	HOME	0- 0	6- 0	3- 0				
2- 0	0- 0	0- 0	AWAY	1- 0	1- 0	0- 0				
3- 1	0- 1	0- 0	NEUTRAL	0- 0	3- 0	1- 0				
5- 5	1- 2	0- 1	CONFERENCE	1- 2	3- 0	0- 0				
4- 1	1- 0	0- 0	HOME	1- 1	2- 0	0- 0				
1- 4	0- 2	0- 1	AWAY	0- 1	1- 0	0- 0				
0- 0	0- 0	0- 0	NEUTRAL	0- 0	0- 0	0- 0				

RPI 1-25				RPI 26-50				Team's RPI: 35				RPI 51-100				RPI 101+			
RPI	S	Opponent	Score	RPI	S	Opponent	Score	RPI	S	Opponent	Score	RPI	S	Opponent	Score	RPI	S	Opponent	Score
2	A	Notre Dame	72 87	29	A	Vi rgi ni a	63 68	60	A	Mi ami (FL)	67 72	113	A	George Washi ngton	74 62				
3	N	Mississippi St.	65 76	50	H	Drexel	72 62	63	H	Vi rgi ni a Tech	64 73	121	N	Vanderbil t	84 78				
6	H	Florida St.	76 69					71	H	Georgi a Tech	88 77	134	H	Cl emson	86 51				
13	A	NC State	56 60					96	A	UNLV	69 55	142	H	Pi ttsburgh	70 52				
												157	H	Hartford	75 63				
												183	H	Northwestern	81 74				
												184	N	Wi sconsin	77 74				
												199	A	Boston Colle ge	75 57				
												201	H	Stony Brook	81 70				
												263	H	Morgan St.	95 68				
												271	H	Col gate	79 39				
												279	N	Coastal Caro.	69 57				
												300	H	UMES	68 45				
LAST 12 Di vi si on I GAMES:																			
				63	H	Vi rgi ni a Tech	64 73	6	H	Fl ori da St.	76 69								
				199	A	Boston Colle ge	75 57	71	H	Georgi a Tech	88 77								
				134	H	Cl emson	86 51	29	A	Vi rgi ni a	63 68								
				142	H	Pi ttsburgh	70 52	2	A	Notre Dame	72 87								
				60	A	Mi ami (FL)	67 72	96	A	UNLV	69 55								
				13	A	NC State	56 60	3	N	Mi ssi ssi ppi St.	65 76								

TCU				Average RPI Win: 159		WON-LOST RECORD		WINNING PCT. RANK		LAST 10 GAMES		STRENGTH OF SCHEDULE		OPP. STRENGTH OF SCHEDULE		TEAM RPI		ADJ. RPI		CONF. RPI		ADJ CONF. RPI	
Average RPI Loss: 59																							
DIV. I ONLY				16- 6		59		7- 3		91		43		55		55		5		5			
DIV. I NON-CONF.				9- 2		34		1- 0		210		182		81		81		5		5			
TOTALS				RPI 1-25		RPI 26-50		W-L RECORDS		RPI 51-100		RPI 101-999		RPI 201+									
16- 6				1- 2		2- 2		OVERALL		2- 0		11- 2		6- 0									
10- 2				1- 0		1- 1		HOME		1- 0		7- 1		4- 0									
4- 4				0- 2		1- 1		AWAY		1- 0		2- 1		1- 0									
2- 0				0- 0		0- 0		NEUTRAL		0- 0		2- 0		1- 0									
9- 2				0- 1		0- 0		NON-CONFERENCE		1- 0		8- 1		5- 0									
6- 1				0- 0		0- 0		HOME		1- 0		5- 1		3- 0									
1- 1				0- 1		0- 0		AWAY		0- 0		1- 0		1- 0									
2- 0				0- 0		0- 0		NEUTRAL		0- 0		2- 0		1- 0									
7- 4				1- 1		2- 2		CONFERENCE		1- 0		3- 1		1- 0									
4- 1				1- 0		1- 1		HOME		0- 0		2- 0		1- 0									
3- 3				0- 1		1- 1		AWAY		1- 0		1- 1		0- 0									
0- 0				0- 0		0- 0		NEUTRAL		0- 0		0- 0		0- 0									

RPI 1-25				RPI 26-50				RPI 51-100				Team's RPI : 55				RPI 101+			
RPI	S	Opponent	Score	RPI	S	Opponent	Score	RPI	S	Opponent	Score	RPI	S	Opponent	Score	RPI	S	Opponent	Score
11	A	Texas	65 92	31	A	Oklahoma	71 84	86	H	Alabama	88 67	117	A	Iowa St.	75 52				
11	H	Texas	79 77	31	H	Oklahoma	62 58	88	A	Kansas St.	68 63	118	H	Yale	72 82				
15	A	Texas A&M	58 71	44	A	West Virginia	76 74					137	A	Kansas	77 86				
				44	H	West Virginia	82 87					137	H	Kansas	76 66				
												145	H	Texas St.	82 58				
												161	N	Idaho	86 76				
												186	H	Hampton	90 68				
												207	H	Oral Roberts	72 58				
												214	A	SMU	64 58				
												222	H	Texas Tech	93 72				
												283	N	Arizona	68 59				
												285	H	Southeastern La.	112 62				
												323	H	Northwestern St.	89 51				

Average RPI Win: 221

Average RPI Loss: 67

WON-LOST
RECORDWINNING
PCT. RANKLAST 10
GAMESSTRENGTH OF
SCHEDULEOPP. STRENGTH
OF SCHEDULETEAM
RPIADJ.
RPICONF.
RPIADJ CONF.
RPIDIV. I ONLY
DIV. I NON-CONF.10- 12
8- 5205
1112- 8
1- 280
17775
112173
172173
1728
78
7

TOTALS

RPI 1-25

RPI 26-50

W-L RECORDS

RPI 51-100

RPI 101-999

RPI 201+

10- 12

0- 3

0- 5

OVERALL

1- 1

9- 3

5- 1

8- 8

0- 3

0- 3

HOME

1- 1

7- 1

3- 0

2- 4

0- 0

0- 0

AWAY

0- 0

2- 0

2- 0

0- 0

0- 0

0- 0

NEUTRAL

0- 0

0- 0

0- 0

8- 5

0- 2

0- 1

NON-CONFERENCE

1- 1

7- 1

4- 0

6- 5

0- 2

0- 1

HOME

1- 1

5- 1

2- 0

2- 0

0- 0

0- 0

AWAY

0- 0

2- 0

2- 0

0- 0

0- 0

0- 0

NEUTRAL

0- 0

0- 0

0- 0

2- 7

0- 1

0- 4

CONFERENCE

0- 0

2- 2

1- 1

2- 3

0- 1

0- 2

HOME

0- 0

2- 0

1- 0

0- 4

0- 0

0- 2

AWAY

0- 0

0- 2

0- 1

0- 0

0- 0

0- 0

NEUTRAL

0- 0

0- 0

0- 0

RPI 1-25

RPI 26-50

RPI 51-100

RPI 101+

Team's RPI: 173

RPI	S	Opponent	Score
1	H	UConn	57 113
17	H	Rutgers	67 84
21	H	South Carolina	60 87

RPI	S	Opponent	Score
26	H	Villanova	65 69
28	A	South Fla.	60 76
28	H	South Fla.	73 89
45	H	Houston	75 99
48	A	UCF	46 76

RPI	S	Opponent	Score
74	H	Harvard	86 64
87	H	Penn	59 74

RPI	S	Opponent	Score
124	H	Ole Miss	48 64
165	A	Cincinnati	72 80
171	H	Tulsa	76 75
172	H	Saint Joseph's	69 66
177	H	Marist	83 77
186	H	Hampton	65 56
214	A	SMU	56 60
214	H	SMU	55 52
225	A	La Salle	69 52
325	H	Wagner	70 36
326	H	Delaware St.	96 72
338	A	Iona	59 54

LAST 12 Division I GAMES:

171	H	Tulsa	76 75	165	A	Cincinnati	72 80
214	A	SMU	56 60	28	H	South Fla.	73 89
28	A	South Fla.	60 76	214	H	SMU	55 52
87	H	Penn	59 74	48	A	UCF	46 76
1	H	UConn	57 113	21	H	South Carolina	60 87
45	H	Houston	75 99	177	H	Marist	83 77

Non-Div I Games:

Temple

■ Loss,
 ■ Non-Conf,
 ■ S Site,
 ■ Home
 ■ Away
 N Neutral

Average RPI	Win:	111	WON-LOST	WINNING	LAST 10	STRENGTH OF	OPP. STRENGTH	TEAM	ADJ.	CONF.	ADJ CONF.
Average RPI	Loss:	12	RECORD	PCT. RANK	GAMES	SCHEDULE	OF SCHEDULE	RPI	RPI	RPI	RPI
DIV. I ONLY		18- 4		17	6- 4	11	10	8	8	2	2
DIV. I NON-CONF.		12- 1		6	2- 1	26	36	4	4	2	2

TOTALS	RPI 1-25		RPI 26-50		W-L RECORDS	RPI 51-100		RPI 101-999		RPI 201+	
18- 4	5- 3		0- 1		OVERALL	4- 0		9- 0		2- 0	
11- 1	2- 1		0- 0		HOME	1- 0		8- 0		1- 0	
4- 3	2- 2		0- 1		AWAY	1- 0		1- 0		1- 0	
3- 0	1- 0		0- 0		NEUTRAL	2- 0		0- 0		0- 0	
12- 1	3- 1		0- 0		NON-CONFERENCE	3- 0		6- 0		2- 0	
7- 0	1- 0		0- 0		HOME	1- 0		5- 0		1- 0	
2- 1	1- 1		0- 0		AWAY	0- 0		1- 0		1- 0	
3- 0	1- 0		0- 0		NEUTRAL	2- 0		0- 0		0- 0	
6- 3	2- 2		0- 1		CONFERENCE	1- 0		3- 0		0- 0	
4- 1	1- 1		0- 0		HOME	0- 0		3- 0		0- 0	
2- 2	1- 1		0- 1		AWAY	1- 0		0- 0		0- 0	
0- 0	0- 0		0- 0		NEUTRAL	0- 0		0- 0		0- 0	

RPI	S	Opponent	Score	RPI	S	Opponent	Score	RPI	S	Opponent	Score	RPI	S	Opponent	Score
2	A	Notre Dame	70 84	27	A	LSU	59 70	58	N	Oklahoma St.	79 69	106	H	Auburn	70 59
3	H	Mississippi St.	52 71					72	N	South Dakota	69 49	120	H	Central Ark.	77 34
11	H	Texas	82 75					83	H	James Madison	89 60	121	H	Vanderbilt	86 73
15	A	Texas A&M	76 79					98	A	Kentucky	63 49	124	H	Ole Miss	75 66
15	H	Texas A&M	82 67									140	H	ETSU	87 49
20	A	Stanford	83 71									152	H	Wichita St.	68 56
21	A	South Carolina	86 70									194	H	Troy	131 69
24	N	Marquette	101 99									299	H	Alabama St.	104 51
												335	A	Long Beach St.	90 61

LAST 12 Division I GAMES:															
15	H	Texas A&M	82 67	15	A	Texas A&M	76 79	121	H	Vanderbilt	86 73				
27	A	LSU	59 70	106	H	Auburn	70 59	98	A	Kentucky	63 49				
124	H	Ole Miss	75 66	20	A	Stanford	83 71	20	A	Stanford	83 71				
3	H	Mississippi St.	52 71	335	A	Long Beach St.	90 61								
2	A	Notre Dame	70 84												
21	A	South Carolina	86 70												

Non-Div I Games:

Tennessee

Average RPI Win:	311	WON-LOST	WINNING	LAST 10	STRENGTH OF	OPP. STRENGTH	TEAM	ADJ.	CONF.	ADJ CONF.
Average RPI Loss:	202	RECORD	PCT. RANK	GAMES	SCHEDULE	OF SCHEDULE	RPI	RPI	RPI	RPI
DIV. I ONLY	4- 16	310	3- 7	309	305	336	336	26	26	
DIV. I NON-CONF.	1- 7	310	0- 0	181	280	323	323	27	27	

TOTALS	RPI 1-25	RPI 26-50	W-L RECORDS	RPI 51-100	RPI 101-999	RPI 201+				
4- 16	0- 1	0- 1	OVERALL	0- 0	4- 14	4- 9				
3- 8	0- 0	0- 1	HOME	0- 0	3- 7	3- 4				
1- 8	0- 1	0- 0	AWAY	0- 0	1- 7	1- 5				
0- 0	0- 0	0- 0	NEUTRAL	0- 0	0- 0	0- 0				
1- 7	0- 1	0- 1	NON-CONFERENCE	0- 0	1- 5	1- 3				
1- 4	0- 0	0- 1	HOME	0- 0	1- 3	1- 2				
0- 3	0- 1	0- 0	AWAY	0- 0	0- 2	0- 1				
0- 0	0- 0	0- 0	NEUTRAL	0- 0	0- 0	0- 0				
3- 9	0- 0	0- 0	CONFERENCE	0- 0	3- 9	3- 6				
2- 4	0- 0	0- 0	HOME	0- 0	2- 4	2- 2				
1- 5	0- 0	0- 0	AWAY	0- 0	1- 5	1- 4				
0- 0	0- 0	0- 0	NEUTRAL	0- 0	0- 0	0- 0				

RPI 1-25				RPI 26-50				RPI 51-100				RPI 101+ Team's RPI: 336			
RPI	S	Opponent	Score	RPI	S	Opponent	Score	RPI	S	Opponent	Score	RPI	S	Opponent	Score
4	A	Louisville	56 95	39	H	Ball St.	65 85					132	A	SIUE	63 74
												132	H	SIUE	76 88
												174	A	Memphis	75 79
												176	H	Jacksonville St.	56 75
												194	H	Troy	66 95
												212	A	UT Martin	68 80
												213	A	Arkansas St.	62 68
												216	A	Morehead St.	81 97
												219	A	Southeast Mo. St.	66 71
												231	H	Austin Peay	59 75
												261	H	Lipscomb	71 64
												302	H	Murray St.	73 85
												307	A	Eastern Ky.	59 58
												312	H	Alabama A&M	75 77
												328	H	Tennessee Tech	76 66
												329	H	Marshall	65 71
												346	A	Eastern Ill.	59 66
												346	H	Eastern Ill.	86 68

LAST 12 Division I GAMES:															
307	A	Eastern Ky.	59 58	132	A	SIUE	63 74								
216	A	Morehead St.	81 97	346	A	Eastern Ill.	59 66								
346	H	Eastern Ill.	86 68	328	H	Tennessee Tech	76 66								
132	H	SIUE	76 88	176	H	Jacksonville St.	56 75								
302	H	Murray St.	73 85	219	A	Southeast Mo. St.	66 71								
231	H	Austin Peay	59 75	212	A	UT Martin	68 80								

Non-Div I Games: Fisk 93 48

Tennessee St.

Average RPI Win:	305	WON-LOST	WINNING	LAST 10	STRENGTH OF	OPP. STRENGTH	TEAM	ADJ.	CONF.	ADJ CONF.
Average RPI Loss:	183	RECORD	PCT. RANK	GAMES	SCHEDULE	OF SCHEDULE	RPI	RPI	RPI	RPI
DIV. I ONLY	3- 18	321	2- 8	218	316	328	328	26	26	
DIV. I NON-CONF.	1- 8	313	0- 0	99	221	286	286	27	27	

TOTALS	RPI 1-25	RPI 26-50	W-L RECORDS	RPI 51-100	RPI 101-999	RPI 201+				
3- 18	0- 1	0- 0	OVERALL	0- 4	3- 13	3- 9				
2- 8	0- 0	0- 0	HOME	0- 1	2- 7	2- 6				
1- 10	0- 1	0- 0	AWAY	0- 3	1- 6	1- 3				
0- 0	0- 0	0- 0	NEUTRAL	0- 0	0- 0	0- 0				
1- 8	0- 1	0- 0	NON-CONFERENCE	0- 3	1- 4	1- 1				
1- 3	0- 0	0- 0	HOME	0- 1	1- 2	1- 1				
0- 5	0- 1	0- 0	AWAY	0- 2	0- 2	0- 0				
0- 0	0- 0	0- 0	NEUTRAL	0- 0	0- 0	0- 0				
2- 10	0- 0	0- 0	CONFERENCE	0- 1	2- 9	2- 8				
1- 5	0- 0	0- 0	HOME	0- 0	1- 5	1- 5				
1- 5	0- 0	0- 0	AWAY	0- 1	1- 4	1- 3				
0- 0	0- 0	0- 0	NEUTRAL	0- 0	0- 0	0- 0				

RPI 1-25				RPI 26-50				RPI 51-100				RPI 101+ Team's RPI: 328			
RPI	S	Opponent	Score	RPI	S	Opponent	Score	RPI	S	Opponent	Score	RPI	S	Opponent	Score
19	A	Georgia	48 56					64	H	IUPUI	54 68	130	A	Middle Tenn.	44 58
								68	A	Belmont	59 78	132	A	SIUE	58 65
								93	A	Wright St.	59 82	140	A	ETSU	55 74
								98	A	Kentucky	54 82	170	H	Radford	41 60
												212	H	UT Martin	51 67
												216	A	Morehead St.	51 53
												216	H	Morehead St.	67 74
												219	H	Southeast Mo. St.	66 70
												231	H	Austin Peay	63 59
												261	H	Lipscomb	57 61
												302	H	Murray St.	63 72
												307	A	Eastern Ky.	53 55
												307	H	Eastern Ky.	68 76
												336	A	Tennessee St.	66 76
												339	H	Winthrop	70 41
												346	A	Eastern Ill.	60 57
LAST 12 Division I GAMES:															
346	A	Eastern Ill.	60 57	302	H	Murray St.	63 72								
132	A	SIUE	58 65	231	H	Austin Peay	63 59								
212	H	UT Martin	51 67	336	A	Tennessee St.	66 76								
219	H	Southeast Mo. St.	66 70	68	A	Belmont	59 78								
216	A	Morehead St.	51 53	307	H	Eastern Ky.	68 76								
307	A	Eastern Ky.	53 55	216	H	Morehead St.	67 74								

Non-Div I Games: Cumberland (TN) 83 52 Tenn. Wesleyan 84 66

Tennessee Tech

Average RPI Win: 129

Average RPI Loss: 18

WON-LOST
RECORDWINNING
PCT. RANKLAST 10
GAMESSTRENGTH OF
SCHEDULEOPP. STRENGTH
OF SCHEDULETEAM
RPIADJ.
RPICONF.
RPIADJ CONF.
RPIDIV. I ONLY
DIV. I NON-CONF.18- 4
9- 217
347- 3
0- 119
3724
2411
2011
205
55
5

TOTALS

RPI 1-25

RPI 26-50

W-L RECORDS

RPI 51-100

RPI 101-999

RPI 201+

18- 4

2- 3

3- 0

OVERALL

3- 1

10- 0

4- 0

11- 1

1- 1

1- 0

HOME

2- 0

7- 0

3- 0

5- 3

1- 2

1- 0

AWAY

1- 1

2- 0

1- 0

2- 0

0- 0

1- 0

NEUTRAL

0- 0

1- 0

0- 0

9- 2

2- 2

1- 0

NON-CONFERENCE

0- 0

6- 0

3- 0

6- 1

1- 1

0- 0

HOME

0- 0

5- 0

3- 0

1- 1

1- 1

0- 0

AWAY

0- 0

0- 0

0- 0

2- 0

0- 0

1- 0

NEUTRAL

0- 0

1- 0

0- 0

9- 2

0- 1

2- 0

CONFERENCE

3- 1

4- 0

1- 0

5- 0

0- 0

1- 0

HOME

2- 0

2- 0

0- 0

4- 2

0- 1

1- 0

AWAY

1- 1

2- 0

1- 0

0- 0

0- 0

0- 0

NEUTRAL

0- 0

0- 0

0- 0

RPI 1-25

Team's RPI: 11

RPI 26-50

RPI 51-100

RPI 101+

RPI	S	Opponent	Score
1	H	UConn	71 75
6	H	Florida St.	87 72
8	A	Tennessee	75 82
9	A	Baylor	56 81
19	A	Georgia	81 53

RPI	S	Opponent	Score
27	N	LSU	75 66
31	A	Oklahoma	88 78
44	H	West Virginia	79 58

RPI	S	Opponent	Score
55	A	TCU	77 79
55	H	TCU	92 65
58	H	Oklahoma St.	84 79
88	A	Kansas St.	75 64

RPI	S	Opponent	Score
117	H	Iowa St.	87 55
137	A	Kansas	55 41
137	H	Kansas	79 62
141	N	Washington	92 68
155	H	Stetson	95 59
188	H	Louisiana Tech	88 54
222	A	Texas Tech	90 39
274	H	McNeese	100 34
305	H	UTSA	120 70
323	H	Northwestern St.	68 44

LAST 12 Division I GAMES:

55	H	TCU	92 65	137	H	Kansas	79 62
137	A	Kansas	55 41	55	A	TCU	77 79
117	H	Iowa St.	87 55	88	A	Kansas St.	75 64
9	A	Baylor	56 81	58	H	Oklahoma St.	84 79
222	A	Texas Tech	90 39	44	H	West Virginia	79 58
1	H	UConn	71 75	31	A	Oklahoma	88 78

Non-Div I Games:

Texas

Loss, Non-Conf, S Site, H Home A Away N Neutral

Average RPI Win:	121	WON-LOST	WINNING	LAST 10	STRENGTH OF	OPP. STRENGTH	TEAM	ADJ.	CONF.	ADJ CONF.
Average RPI Loss:	17	RECORD	PCT. RANK	GAMES	SCHEDULE	OF SCHEDULE	RPI	RPI	RPI	RPI
DIV. I ONLY	17- 6	49	7- 3	6	38	15	15	2	2	
DIV. I NON-CONF.	11- 3	46	2- 1	10	71	26	26	2	2	

TOTALS	RPI 1-25	RPI 26-50	W-L RECORDS	RPI 51-100	RPI 101-999	RPI 201+				
17- 6	1- 5	3- 1	OVERALL	3- 0	10- 0	4- 0				
11- 3	1- 2	2- 1	HOME	2- 0	6- 0	2- 0				
5- 2	0- 2	1- 0	AWAY	1- 0	3- 0	1- 0				
1- 1	0- 1	0- 0	NEUTRAL	0- 0	1- 0	1- 0				
11- 3	0- 2	2- 1	NON-CONFERENCE	1- 0	8- 0	4- 0				
8- 2	0- 1	1- 1	HOME	1- 0	6- 0	2- 0				
2- 0	0- 0	1- 0	AWAY	0- 0	1- 0	1- 0				
1- 1	0- 1	0- 0	NEUTRAL	0- 0	1- 0	1- 0				
6- 3	1- 3	1- 0	CONFERENCE	2- 0	2- 0	0- 0				
3- 1	1- 1	1- 0	HOME	1- 0	0- 0	0- 0				
3- 2	0- 2	0- 0	AWAY	1- 0	2- 0	0- 0				
0- 0	0- 0	0- 0	NEUTRAL	0- 0	0- 0	0- 0				

RPI 1-25				RPI 26-50				RPI 51-100				RPI 101+			
RPI	S	Opponent	Score	RPI	S	Opponent	Score	RPI	S	Opponent	Score	RPI	S	Opponent	Score
5	H	Oregon	68 83	27	H	LSU	69 59	55	H	TCU	71 58	106	A	Auburn	82 73
5	N	Oregon	62 84	44	H	West Virginia	56 70	86	A	Alabama	73 54	108	H	Rice	82 76
8	A	Tennessee	67 82	45	H	Houston	83 65	98	H	Kentucky	74 70	120	H	Central Ark.	72 61
8	H	Tennessee	79 76	47	A	Southern California	75 74					121	A	Vanderbilt	91 67
19	H	Georgia	84 92									129	H	Little Rock	66 49
21	A	South Carolina	59 61									150	H	Louisiana	83 62

Average RPI Win: 300		WON-LOST RECORD	WINNING PCT. RANK	LAST 10 GAMES	STRENGTH OF SCHEDULE	OPP. STRENGTH OF SCHEDULE	TEAM RPI	ADJ. RPI	CONF. RPI	ADJ CONF. RPI
Average RPI Loss: 176										
DIV. I ONLY		10- 9	156	0- 1	340	318	248	248	32	32
DIV. I NON-CONF.		3- 6	239	0- 0	282	197	245	245	32	32
TOTALS		RPI 1-25	RPI 26-50	W-L RECORDS		RPI 51-100	RPI 101-999	RPI 201+		
10- 9	0- 0		0- 0	OVERALL		0- 0	10- 9	10- 3		
3- 3	0- 0		0- 0	HOME		0- 0	3- 3	3- 1		
5- 6	0- 0		0- 0	AWAY		0- 0	5- 6	5- 2		
2- 0	0- 0		0- 0	NEUTRAL		0- 0	2- 0	2- 0		
3- 6	0- 0		0- 0	NON-CONFERENCE		0- 0	3- 6	3- 1		
0- 1	0- 0		0- 0	HOME		0- 0	0- 1	0- 0		
1- 5	0- 0		0- 0	AWAY		0- 0	1- 5	1- 1		
2- 0	0- 0		0- 0	NEUTRAL		0- 0	2- 0	2- 0		
7- 3	0- 0		0- 0	CONFERENCE		0- 0	7- 3	7- 2		
3- 2	0- 0		0- 0	HOME		0- 0	3- 2	3- 1		
4- 1	0- 0		0- 0	AWAY		0- 0	4- 1	4- 1		
0- 0	0- 0		0- 0	NEUTRAL		0- 0	0- 0	0- 0		

RPI 1-25				RPI 26-50				RPI 51-100				RPI 101+				Team's RPI : 248	
RPI	S	Opponent	Score	RPI	S	Opponent	Score	RPI	S	Opponent	Score	RPI	S	Opponent	Score		
												102	A	Wake Forest	56	73	
												122	A	UTEP	55	65	
												124	A	Ole Miss	58	73	
												137	A	Kansas	37	72	
												145	H	Texas St.	56	70	
												198	H	Southern U.	57	67	
												226	A	New Orleans	69	72	
												238	N	New Mexico St.	66	50	
												247	A	Grambling	73	63	
												265	A	Prairie View	48	65	
												265	H	Prairie View	56	61	
												277	H	Alcorn	91	57	
												294	A	Jackson St.	77	74	
												299	A	Alabama St.	71	39	
												312	A	Alabama A&M	55	49	
												323	N	Northwestern St.	56	43	
												331	A	Sam Houston St.	77	58	
												337	H	Ark.-Pine Bluff	58	52	
												341	H	Mississippi Val.	55	39	
LAST 12 Division I GAMES:																	
				265	A	Prairie View	48	65	294	A	Jackson St.	77	74				
				299	A	Alabama St.	71	39	265	H	Prairie View	56	61				
				312	A	Alabama A&M	55	49	277	H	Alcorn	91	57				
				337	H	Ark.-Pine Bluff	58	52	198	H	Southern U.	57	67				
				341	H	Mississippi Val.	55	39	124	A	Ole Miss	58	73				
				247	A	Grambling	73	63	226	A	New Orleans	69	72				

Non-Div I Games: Wiley

74 36

Paul Quinn

85 59

Texas Southern

Average RPI Win: 257

Average RPI Loss: 137

WON-LOST
RECORDWINNING
PCT. RANKLAST 10
GAMESSTRENGTH OF
SCHEDULEOPP. STRENGTH
OF SCHEDULETEAM
RPIADJ.
RPICONF.
RPIADJ CONF.
RPIDIV. I ONLY
DIV. I NON-CONF.16- 7
7- 468
1028- 2
0- 0306
266235
249145
141145
14123
2323
23

TOTALS

RPI 1-25

RPI 26-50

W-L RECORDS

RPI 51-100

RPI 101-999

RPI 201+

16- 7

0- 0

0- 1

OVERALL

0- 1

16- 5

13- 1

8- 2

0- 0

0- 1

HOME

0- 0

8- 1

5- 0

8- 4

0- 0

0- 0

AWAY

0- 0

8- 0

8- 0

0- 1

0- 0

0- 0

NEUTRAL

0- 0

0- 1

0- 0

7- 4

0- 0

0- 1

NON-CONFERENCE

0- 1

7- 2

6- 0

3- 1

0- 0

0- 1

HOME

0- 0

3- 0

2- 0

4- 2

0- 0

0- 0

AWAY

0- 1

4- 1

4- 0

0- 1

0- 0

0- 0

NEUTRAL

0- 0

0- 1

0- 0

9- 3

0- 0

0- 0

CONFERENCE

0- 0

9- 3

7- 1

5- 1

0- 0

0- 0

HOME

0- 0

5- 1

3- 0

4- 2

0- 0

0- 0

AWAY

0- 0

4- 2

4- 1

0- 0

0- 0

0- 0

NEUTRAL

0- 0

0- 0

0- 0

RPI 1-25

RPI 26-50

RPI 51-100

RPI 101+

Team's RPI: 145

RPI S Opponent Score

RPI S Opponent Score

RPI S Opponent Score

RPI S Opponent Score

45 H Houston 67 72

55 A TCU 58 82

101 H South Ala. 78 63

129 A Little Rock 48 63

144 N Bethune-Cookman 56 62

146 H Fresno St. 76 59

150 H Louisiana 58 65

155 A Stetson 54 61

194 H Troy 83 75

213 A Arkansas St. 67 55

222 A Texas Tech 87 70

248 A Texas Southern 70 56

265 H Prairie View 84 57

269 A Appal achian St. 69 54

269 H Appal achian St. 92 50

279 A Coastal Caro. 64 65

279 H Coastal Caro. 78 69

303 A Incarnate Word 74 33

305 H UTSA 91 38

316 A Georgia St. 83 63

319 A Ga. Southern 81 56

331 A Sam Houston St. 73 41

332 H La. -Monroe 86 52

LAST 12 Division I GAMES:

269 H Appal achian St. 92 50

129 A Little Rock 48 63

279 H Coastal Caro. 78 69

213 A Arkansas St. 67 55

316 A Georgia St. 83 63

194 H Troy 83 75

319 A Ga. Southern 81 56

101 H South Ala. 78 63

150 H Louisiana 58 65

279 A Coastal Caro. 64 65

332 H La. -Monroe 86 52

269 A Appal achian St. 69 54

Non-Div I Games:

Texas St.

Loss, Non-Conf, S Site, H Home A Away N Neutral

Average RPI Loss: 56

DIV. I ONLY	7- 15	269	1- 9	71	89	222	222	5	5
DIV. I NON-CONF.	6- 5	153	1- 0	284	270	260	260	5	5
TOTALS	RPI 1-25	RPI 26-50	W-L RECORDS	RPI 51-100	RPI 101-999	RPI 201+			
7- 15	0- 4	0- 4	OVERALL	0- 4	7- 3	6- 0			
6- 9	0- 3	0- 2	HOME	0- 1	6- 3	6- 0			
1- 6	0- 1	0- 2	AWAY	0- 3	1- 0	0- 0			
0- 0	0- 0	0- 0	NEUTRAL	0- 0	0- 0	0- 0			
6- 5	0- 1	0- 2	NON-CONFERENCE	0- 1	6- 1	6- 0			
6- 3	0- 1	0- 1	HOME	0- 0	6- 1	6- 0			
0- 2	0- 0	0- 1	AWAY	0- 1	0- 0	0- 0			
0- 0	0- 0	0- 0	NEUTRAL	0- 0	0- 0	0- 0			
1- 10	0- 3	0- 2	CONFERENCE	0- 3	1- 2	0- 0			
0- 6	0- 2	0- 1	HOME	0- 1	0- 2	0- 0			
1- 4	0- 1	0- 1	AWAY	0- 2	1- 0	0- 0			
0- 0	0- 0	0- 0	NEUTRAL	0- 0	0- 0	0- 0			

RPI 1-25				
RPI	S	Opponent	Score	
9	A	Bayl or	49	97
9	H	Bayl or	44	90
11	H	Texas	39	90
15	H	Texas A&M	56	90

RPI 26-50				
RPI	S	Opponent	Score	
27	H	LSU	40	48
31	H	Okl ahoma	52	73
44	A	West Vi rgi ni a	52	82
45	A	Houston	75	79

RPI 51-100				
RPI	S	Opponent	Score	
55	A	TCU	72	93
58	A	Okl ahoma St.	62	80
58	H	Okl ahoma St.	57	98
77	A	New Mexi co	56	90

RPI 101+				
RPI	S	Opponent	Score	
117	H	Iowa St.	54	66
137	A	Kansas	68	56
137	H	Kansas	47	60
145	H	Texas St.	70	87
265	H	Prairie View	89	60
303	H	Incarinate Word	80	54
321	H	UTRGV	80	64
337	H	Ark. -Pi ne Bl uff	74	47
340	H	Florida A&M	82	63
347	H	UMass Lowell	93	65

Team' s RPI : 222				
-------------------	--	--	--	--

LAST 12 Di vi si on I GAMES:				
9	H	Bayl or	44	90
58	A	Okl ahoma St.	62	80
44	A	West Vi rgi ni a	52	82
11	H	Texas	39	90
137	A	Kansas	68	56
117	H	Iowa St.	54	66
31	H	Okl ahoma	52	73
55	A	TCU	72	93
137	H	Kansas	47	60
9	A	Bayl or	49	97
58	H	Okl ahoma St.	57	98
303	H	Incarinate Word	80	54

Texas Tech

Average RPI Win: 157	WON-LOST RECORD	WINNING PCT. RANK	LAST 10 GAMES	STRENGTH OF SCHEDULE	OPP. STRENGTH OF SCHEDULE	TEAM RPI	ADJ. RPI	CONF. RPI	ADJ. CONF. RPI
Average RPI Loss: 70									
DIV. I ONLY	15- 8	83	1- 2	55	88	62	62	7	7
DIV. I NON-CONF.	9- 3	61	1- 1	66	129	36	36	8	8

TOTALS	RPI 1-25	RPI 26-50	W-L RECORDS	RPI 51-100	RPI 101-999	RPI 201+			
15- 8	0- 3	2- 1	OVERALL	2- 2	11- 2	4- 1			
9- 2	0- 1	2- 0	HOME	2- 0	5- 1	1- 0			
5- 5	0- 2	0- 0	AWAY	0- 2	5- 1	3- 1			
1- 1	0- 0	0- 1	NEUTRAL	0- 0	1- 0	0- 0			
9- 3	0- 1	1- 1	NON-CONFERENCE	1- 1	7- 0	3- 0			
5- 0	0- 0	1- 0	HOME	1- 0	3- 0	0- 0			
3- 2	0- 1	0- 0	AWAY	0- 1	3- 0	3- 0			
1- 1	0- 0	0- 1	NEUTRAL	0- 0	1- 0	0- 0			
6- 5	0- 2	1- 0	CONFERENCE	1- 1	4- 2	1- 1			
4- 2	0- 1	1- 0	HOME	1- 0	2- 1	1- 0			
2- 3	0- 1	0- 0	AWAY	0- 1	2- 1	0- 1			
0- 0	0- 0	0- 0	NEUTRAL	0- 0	0- 0	0- 0			

RPI	S	Opponent	Score	RPI	S	Opponent	Score	RPI	S	Opponent	Score	RPI	S	Opponent	Score
4	A	Louisville	55 90	39	H	Ball St.	72 66	53	A	Duquesne	54 73	111	A	Western Mich.	78 73
18	A	Buffalo	69 87	40	H	Dayton	68 50	75	A	Ohio	61 78	126	H	Cleveland St.	65 56
18	H	Buffalo	73 84	43	N	Western Ky.	56 70	75	H	Ohio	75 57	131	H	Saint Francis (PA)	74 66
								79	H	Maine	65 64	133	H	Northern Ill.	63 60
												138	H	Kent St.	55 62
												150	H	Louisiana	79 55
												182	A	Bowling Green	77 67
												198	N	Southern U.	81 76
												209	A	Eastern Mich.	57 70
												218	H	Akron	60 54
												234	A	St. Bonaventure	58 39
												304	A	Detroit Mercy	81 64
												338	A	Iona	74 57

LAST 12 Division I GAMES:															
150	H	Louisiana	79 55	18	A	Buffalo	69 87	133	H	Northern Ill.	63 60	218	H	Akron	60 54
4	A	Louisville	55 90	39	H	Ball St.	72 66	75	H	Ohio	75 57				
18	H	Buffalo	73 84	40	H	Dayton	68 50	209	A	Eastern Mich.	57 70				
111	A	Western Mich.	78 73	43	N	Western Ky.	56 70								
182	A	Bowling Green	77 67												
138	H	Kent St.	55 62												

Non-Div I Games:

Toledo

Average RPI Win:	260	WON-LOST	WINNING	LAST 10	STRENGTH OF	OPP. STRENGTH	TEAM	ADJ.	CONF.	ADJ CONF.
Average RPI Loss:	156	RECORD	PCT. RANK	GAMES	SCHEDULE	OF SCHEDULE	RPI	RPI	RPI	RPI
DIV. I ONLY	8- 13	239	3- 7	302	188	267	267	10	10	
DIV. I NON-CONF.	5- 6	187	1- 1	340	276	305	305	12	12	

TOTALS	RPI 1-25	RPI 26-50	W-L RECORDS	RPI 51-100	RPI 101-999	RPI 201+				
8- 13	0- 0	0- 1	OVERALL	0- 3	8- 9	6- 4				
4- 5	0- 0	0- 0	HOME	0- 1	4- 4	3- 2				
3- 7	0- 0	0- 1	AWAY	0- 2	3- 4	2- 2				
1- 1	0- 0	0- 0	NEUTRAL	0- 0	1- 1	1- 0				
5- 6	0- 0	0- 0	NON-CONFERENCE	0- 0	5- 6	4- 3				
3- 2	0- 0	0- 0	HOME	0- 0	3- 2	2- 1				
1- 3	0- 0	0- 0	AWAY	0- 0	1- 3	1- 2				
1- 1	0- 0	0- 0	NEUTRAL	0- 0	1- 1	1- 0				
3- 7	0- 0	0- 1	CONFERENCE	0- 3	3- 3	2- 1				
1- 3	0- 0	0- 0	HOME	0- 1	1- 2	1- 1				
2- 4	0- 0	0- 1	AWAY	0- 2	2- 1	1- 0				
0- 0	0- 0	0- 0	NEUTRAL	0- 0	0- 0	0- 0				

RPI 1-25				RPI 26-50				RPI 51-100				RPI 101+				Team's RPI: 267	
RPI	S	Opponent	Score	RPI	S	Opponent	Score	RPI	S	Opponent	Score	RPI	S	Opponent	Score		
				50	A	Drexel	53 78	73	A	El on	61 84	113	H	George Washington	43 66		
								73	H	El on	45 71	125	A	Del aware	49 51		
								83	A	James Madi son	45 69	142	A	Pi ttsburgh	63 81		
												143	A	William & Mary	67 66		
												151	H	Northeastern	61 70		
												170	N	Radford	66 69		
												172	H	Saint Joseph' s	90 66		
												224	A	Norfol k St.	76 86		
												229	A	Loyol a Maryl and	76 67		
												262	A	Col . of Charleston	83 58		
												262	H	Col . of Charleston	67 80		
												271	H	Col gate	61 65		
												281	H	UNCW	72 71		
												291	A	Massachusetts	49 72		
												325	H	Wagner	64 42		
												330	H	UMBC	95 64		
												337	N	Ark. -Pine Bluff	70 44		
LAST 12 Division I GAMES:																	
				50	A	Drexel	53 78	143	A	William & Mary	67 66						
				73	H	El on	45 71	83	A	James Madi son	45 69						
				262	A	Col . of Charleston	83 58	262	H	Col . of Charleston	67 80						
				73	A	El on	61 84	151	H	Northeastern	61 70						
				125	A	Del aware	49 51	170	N	Radford	66 69						
				281	H	UNCW	72 71	337	N	Ark. -Pine Bluff	70 44						

Non-Div I Games:

Towson

Average RPI Win:	248	WON-LOST	WINNING	LAST 10	STRENGTH OF	OPP. STRENGTH	TEAM	ADJ.	CONF.	ADJ CONF.
Average RPI Loss:	142	RECORD	PCT. RANK	GAMES	SCHEDULE	OF SCHEDULE	RPI	RPI	RPI	RPI
DIV. I ONLY	9- 10	203	6- 4	262	168	194	194	23	23	
DIV. I NON-CONF.	3- 6	239	0- 2	208	77	197	197	23	23	

TOTALS	RPI 1-25	RPI 26-50	W-L RECORDS	RPI 51-100	RPI 101-999	RPI 201+				
9- 10	0- 1	0- 0	OVERALL	0- 1	9- 8	6- 1				
5- 1	0- 0	0- 0	HOME	0- 0	5- 1	3- 1				
4- 8	0- 1	0- 0	AWAY	0- 1	4- 6	3- 0				
0- 1	0- 0	0- 0	NEUTRAL	0- 0	0- 1	0- 0				
3- 6	0- 1	0- 0	NON-CONFERENCE	0- 1	3- 4	2- 0				
1- 0	0- 0	0- 0	HOME	0- 0	1- 0	0- 0				
2- 5	0- 1	0- 0	AWAY	0- 1	2- 3	2- 0				
0- 1	0- 0	0- 0	NEUTRAL	0- 0	0- 1	0- 0				
6- 4	0- 0	0- 0	CONFERENCE	0- 0	6- 4	4- 1				
4- 1	0- 0	0- 0	HOME	0- 0	4- 1	3- 1				
2- 3	0- 0	0- 0	AWAY	0- 0	2- 3	1- 0				
0- 0	0- 0	0- 0	NEUTRAL	0- 0	0- 0	0- 0				

RPI 1-25				RPI 26-50				RPI 51-100				RPI 101+				Team's RPI: 194
RPI	S	Opponent	Score	RPI	S	Opponent	Score	RPI	S	Opponent	Score	RPI	S	Opponent	Score	
8	A	Tennessee	69 131					99	A	Tulane	75 106	101	A	South Ala.	68 79	
												101	H	South Ala.	82 71	
												110	H	Jacksonville	89 88	
												124	A	Ole Miss	93 96	
												130	A	Middle Tenn.	57 73	
												145	A	Texas St.	75 83	
												150	A	Louisiana	62 55	
												168	A	Samford	73 80	
												168	N	Samford	76 82	
												200	A	UT Arlington	57 76	
												269	H	Appalachian St.	81 74	
												279	H	Coastal Caro.	92 97	
												299	A	Alabama St.	93 63	
												316	H	Georgia St.	90 86	
												319	H	Ga. Southern	88 47	
												332	A	La.-Monroe	86 79	
												336	A	Tennessee St.	95 66	

LAST 12 Division I GAMES:																
101	H	South Ala.	82 71	145	A	Texas St.	75 83									
150	A	Louisiana	62 55	200	A	UT Arlington	57 76									
332	A	La.-Monroe	86 79	316	H	Georgia St.	90 86									
279	H	Coastal Caro.	92 97	319	H	Ga. Southern	88 47									
269	H	Appalachian St.	81 74	168	N	Samford	76 82									
101	A	South Ala.	68 79	99	A	Tulane	75 106									

Non-Div I Games: Montevallo 130 50 Stillman 89 62

Troy

Average RPI Win:	178	WON-LOST	WINNING	LAST 10	STRENGTH OF	OPP. STRENGTH	TEAM	ADJ.	CONF.	ADJ CONF.
Average RPI Loss:	59	RECORD	PCT. RANK	GAMES	SCHEDULE	OF SCHEDULE	RPI	RPI	RPI	RPI
DIV. I ONLY	11- 12	187	3- 7	33	69	99	99	8	8	
DIV. I NON-CONF.	8- 5	111	2- 0	89	87	84	84	7	7	

TOTALS	RPI 1-25	RPI 26-50	W-L RECORDS	RPI 51-100	RPI 101-999	RPI 201+				
11- 12	0- 2	0- 7	OVERALL	1- 0	10- 3	4- 0				
7- 4	0- 0	0- 3	HOME	0- 0	7- 1	2- 0				
3- 6	0- 0	0- 0	AWAY	1- 0	2- 0	1- 0				
1- 2	0- 0	0- 1	NEUTRAL	0- 0	1- 1	1- 0				
8- 5	0- 1	0- 2	NON-CONFERENCE	1- 0	7- 2	3- 0				
5- 1	0- 0	0- 1	HOME	0- 0	5- 0	1- 0				
2- 2	0- 1	0- 0	AWAY	1- 0	1- 1	1- 0				
1- 2	0- 0	0- 1	NEUTRAL	0- 0	1- 1	1- 0				
3- 7	0- 1	0- 5	CONFERENCE	0- 0	3- 1	1- 0				
2- 3	0- 0	0- 2	HOME	0- 0	2- 1	1- 0				
1- 4	0- 1	0- 3	AWAY	0- 0	1- 0	0- 0				
0- 0	0- 0	0- 0	NEUTRAL	0- 0	0- 0	0- 0				

RPI 1-25				RPI 26-50				RPI 51-100 Team's RPI: 99				RPI 101+			
RPI	S	Opponent	Score	RPI	S	Opponent	Score	RPI	S	Opponent	Score	RPI	S	Opponent	Score
1	A	UConn	45 98	27	H	LSU	50 73	79	A	Maine	42 34	117	N	Iowa St.	64 67
13	A	NC State	55 79	28	A	South Fla.	46 75					121	H	Vanderbilt	71 59
				28	H	South Fla.	53 63					122	H	UTEP	67 56
				40	N	Dayton	65 71					130	H	Middle Tenn.	62 44
				45	A	Houston	48 72					152	H	Wichita St.	56 64
				45	H	Houston	92 98					159	A	Southern Miss.	58 66
				48	A	UCF	51 59					171	A	Tulsa	72 63
												171	H	Tulsa	70 39
												194	H	Troy	106 75
												220	H	East Carolina	64 58
												226	H	New Orleans	79 56
												250	N	San Diego St.	80 46
												274	A	McNeese	70 66

LAST 12 Division I GAMES:															
28	H	South Fla.	53 63	152	H	Wichita St.	56 64								
45	A	Houston	48 72	45	H	Houston	92 98								
1	A	UConn	45 98	171	A	Tulsa	72 63								
220	H	East Carolina	64 58	28	A	South Fla.	46 75								
171	H	Tulsa	70 39	122	H	UTEP	67 56								
48	A	UCF	51 59	194	H	Troy	106 75								

Non-Div I Games:

Tulane

Average RPI Win: **186**
 Average RPI Loss: **116**

WON-LOST
RECORD

WINNING
PCT. RANK

LAST 10
GAMES

STRENGTH OF
SCHEDULE

OPP. STRENGTH
OF SCHEDULE

TEAM
RPI

ADJ.
RPI

CONF.
RPI

ADJ CONF.
RPI

DIV. I ONLY	8- 14	252	2- 8	61	112	171	171	8	8
DIV. I NON-CONF.	6- 6	170	1- 1	77	294	134	134	7	7

TOTALS	RPI 1-25	RPI 26-50	W-L RECORDS	RPI 51-100	RPI 101-999	RPI 201+			
8- 14	0- 1	0- 2	OVERALL	1- 6	7- 5	3- 3			
4- 7	0- 0	0- 2	HOME	0- 3	4- 2	3- 1			
3- 7	0- 1	0- 0	AWAY	1- 3	2- 3	0- 2			
1- 0	0- 0	0- 0	NEUTRAL	0- 0	1- 0	0- 0			
6- 6	0- 0	0- 0	NON-CONFERENCE	1- 4	5- 2	3- 2			
3- 3	0- 0	0- 0	HOME	0- 2	3- 1	3- 1			
2- 3	0- 0	0- 0	AWAY	1- 2	1- 1	0- 1			
1- 0	0- 0	0- 0	NEUTRAL	0- 0	1- 0	0- 0			
2- 8	0- 1	0- 2	CONFERENCE	0- 2	2- 3	0- 1			
1- 4	0- 0	0- 2	HOME	0- 1	1- 1	0- 0			
1- 4	0- 1	0- 0	AWAY	0- 1	1- 2	0- 1			
0- 0	0- 0	0- 0	NEUTRAL	0- 0	0- 0	0- 0			

RPI 1-25				RPI 26-50				RPI 51-100				RPI 101+ Team's RPI: 171			
RPI	S	Opponent	Score	RPI	S	Opponent	Score	RPI	S	Opponent	Score	RPI	S	Opponent	Score
1	A	UConn	60 78	28	H	South Fla.	57 71	67	H	American	67 72	129	A	Little Rock	74 61
				48	H	UCF	44 47	68	H	Belmont	65 90	152	A	Wichita St.	67 62
								72	A	South Dakota	64 61	164	N	Binghamton	60 55
								89	A	Saint Louis	66 77	165	H	Cincinnati	64 51
								97	A	Arkansas	41 67	173	A	Temple	75 76
								99	A	Tulane	39 70	174	H	Memphis	48 69
								99	H	Tulane	63 72	207	H	Oral Roberts	41 53
												213	H	Arkansas St.	68 58
												220	A	East Carolina	67 73
												252	A	North Texas	43 66
												259	H	UMKC	76 52
												337	H	Ark.-Pine Bluff	87 37

LAST 12 Division I GAMES:															
173	A	Temple	75 76	220	A	East Carolina	67 73	165	H	Cincinnati	64 51				
28	H	South Fla.	57 71	99	H	Tulane	63 72	152	A	Wichita St.	67 62				
48	H	UCF	44 47	213	H	Arkansas St.	68 58	89	A	Saint Louis	66 77				
99	A	Tulane	39 70												
1	A	UConn	60 78												
174	H	Memphis	48 69												

Non-Div I Games:

Alas. Anchorage

53

59

Tulsa

UAB				Average RPI Win: 206		WON-LOST RECORD		WINNING PCT. RANK		LAST 10 GAMES		STRENGTH OF SCHEDULE		OPP. STRENGTH OF SCHEDULE		TEAM RPI		ADJ. RPI		CONF. RPI		ADJ CONF. RPI	
Average RPI Loss: 134																							
DIV. I ONLY				16- 3		14		8- 1		252		162		80		80		18		18			
DIV. I NON-CONF.				9- 2		34		3- 0		307		165		104		104		19		19			
TOTALS				RPI 1-25		RPI 26-50		W-L RECORDS		RPI 51-100		RPI 101-999		RPI 201+									
16- 3				0- 0		1- 0		OVERALL		0- 1		15- 2		8- 0									
8- 1				0- 0		1- 0		HOME		0- 0		7- 1		4- 0									
7- 1				0- 0		0- 0		AWAY		0- 0		7- 1		3- 0									
1- 1				0- 0		0- 0		NEUTRAL		0- 1		1- 0		1- 0									
9- 2				0- 0		0- 0		NON-CONFERENCE		0- 1		9- 1		5- 0									
5- 0				0- 0		0- 0		HOME		0- 0		5- 0		3- 0									
3- 1				0- 0		0- 0		AWAY		0- 0		3- 1		1- 0									
1- 1				0- 0		0- 0		NEUTRAL		0- 1		1- 0		1- 0									
7- 1				0- 0		1- 0		CONFERENCE		0- 0		6- 1		3- 0									
3- 1				0- 0		1- 0		HOME		0- 0		2- 1		1- 0									
4- 0				0- 0		0- 0		AWAY		0- 0		4- 0		2- 0									
0- 0				0- 0		0- 0		NEUTRAL		0- 0		0- 0		0- 0									

RPI 1-25				RPI 26-50				RPI 51-100				Team's RPI: 80				RPI 101+			
RPI	S	Opponent	Score	RPI	S	Opponent	Score	RPI	S	Opponent	Score	RPI	S	Opponent	Score	RPI	S	Opponent	Score
				43	H	Western Ky.	79 61	69	N	Indiana	63 71					101	A	South Ala.	78 66
																122	A	UTEP	84 64
																130	A	Middle Tenn.	59 51
																136	H	Southern Ill.	76 66
																147	A	High Point	77 61
																159	H	Southern Miss.	63 80
																168	H	Samford	77 53
																174	A	Memphis	62 64
																179	H	Fla. Atlantic	90 57
																203	N	UC Santa Barbara	67 54
																252	H	North Texas	68 52
																269	A	Appalachian St.	70 59
																288	A	FIU	71 61
																299	H	Alabama St.	61 44
																310	A	Old Dominion	74 61
																312	H	Alabama A&M	85 58
																341	H	Mississippi Val.	87 72
LAST 12 Division I GAMES:																			
				122	A	UTEP	84 64	130	A	Middle Tenn.	59 51								
				179	H	Fla. Atlantic	90 57	310	A	Old Dominion	74 61								
				288	A	FIU	71 61	101	A	South Ala.	78 66								
				252	H	North Texas	68 52	299	H	Alabama St.	61 44								
				159	H	Southern Miss.	63 80	312	H	Alabama A&M	85 58								
				43	H	Western Ky.	79 61	174	A	Memphis	62 64								

Non-Div I Games: Tuskegee 105 50 Miles 85 42

UAB

Loss, Non-Conf, S Site, H Home A Away N Neutral

U
C
D
a
v
i
s

UC Davis														Through Games Of Feb. 3, 2018													
Average RPI Win: 202				WON-LOST RECORD		WINNING PCT. RANK		LAST 10 GAMES		STRENGTH OF SCHEDULE				OPP. STRENGTH OF SCHEDULE		TEAM RPI		ADJ. RPI		CONF. RPI		ADJ CONF. RPI					
DIV. I ONLY				18- 4		17		8- 2		237				119		70		70		21		21					
DIV. I NON-CONF.				10- 3		51		1- 2		180				47		58		58		20		20					
-----														-----													
TOTALS				RPI 1-25		RPI 26-50		W-L RECORDS		RPI 51-100				RPI 101-999		RPI 201+											
18- 4				0- 0		0- 1		OVERALL		2- 2				16- 1		10- 0											
9- 1				0- 0		0- 1		HOME		1- 0				8- 0		6- 0											
8- 3				0- 0		0- 0		AWAY		1- 2				7- 1		4- 0											
1- 0				0- 0		0- 0		NEUTRAL		0- 0				1- 0		0- 0											
10- 3				0- 0		0- 1		NON-CONFERENCE		2- 2				8- 0		4- 0											
5- 1				0- 0		0- 1		HOME		1- 0				4- 0		2- 0											
4- 2				0- 0		0- 0		AWAY		1- 2				3- 0		2- 0											
1- 0				0- 0		0- 0		NEUTRAL		0- 0				1- 0		0- 0											
8- 1				0- 0		0- 0		CONFERENCE		0- 0				8- 1		6- 0											
4- 0				0- 0		0- 0		HOME		0- 0				4- 0		4- 0											
4- 1				0- 0		0- 0		AWAY		0- 0				4- 1		2- 0											
0- 0				0- 0		0- 0		NEUTRAL		0- 0				0- 0		0- 0											
-----														-----													
RPI 1-25				RPI 26-50				Team's RPI: 70				RPI 51-100				RPI 101+											
RPI	S	Opponent	Score	RPI	S	Opponent	Score	RPI	S	Opponent	Score	RPI	S	Opponent	Score	RPI	S	Opponent	Score								
				48	H	UCF	55 62					57	A	Oregon St.	47 61	118	N	Yale	71 61								
												66	A	Fordham	62 70	149	A	Pacific	90 58								
												78	A	Saint Mary's (CA)	74 50	154	H	Portland St.	79 67								
												81	H	Washington St.	91 76	160	A	Cal Poly	80 76								
																166	H	San Francisco	72 55								
																178	A	UC Irvine	76 67								
																185	A	CSUN	71 75								
																203	A	UC Santa Barbara	68 61								
																203	H	UC Santa Barbara	69 63								
																206	A	Seattle U	79 53								
																236	H	Pepperdine	69 64								
																244	H	UC Riverside	74 63								
																251	H	Hawaii	76 52								
																284	H	Sacramento St.	79 72								
																297	H	Cal St. Fullerton	67 53								
																301	A	Southern Utah	85 59								
																335	A	Long Beach St.	83 71								
-----														-----													
LAST 12 Division I GAMES:																											
				185	A	CSUN	71 75					244	H	UC Riverside	74 63												
				335	A	Long Beach St.	83 71					251	H	Hawaii	76 52												
				203	H	UC Santa Barbara	69 63					178	A	UC Irvine	76 67												
				297	H	Cal St. Fullerton	67 53					66	A	Fordham	62 70												
				160	A	Cal Poly	80 76					118	N	Yale	71 61												
				203	A	UC Santa Barbara	68 61					57	A	Oregon St.	47 61												

U
C
D
a
v
i
s

Non-Div I Games:

UC Davis

Loss, Non-Conf, S Site, H Home A Away N Neutral

Average RPI Win: 257		WON-LOST RECORD	WINNING PCT. RANK	LAST 10 GAMES	STRENGTH OF SCHEDULE	OPP. STRENGTH OF SCHEDULE	TEAM RPI	ADJ. RPI	CONF. RPI	ADJ. CONF. RPI
Average RPI Loss: 134										
DIV. I ONLY		14- 8	97	8- 2	305	207	178	178	21	21
DIV. I NON-CONF.		7- 6	165	2- 0	298	227	223	223	20	20
TOTALS		RPI 1-25	RPI 26-50	W-L RECORDS		RPI 51-100	RPI 101-999	RPI 201+		
14- 8	0- 0		0- 0	OVERALL		0- 3	14- 5	13- 0		
6- 3	0- 0		0- 0	HOME		0- 1	6- 2	5- 0		
8- 3	0- 0		0- 0	AWAY		0- 2	8- 1	8- 0		
0- 2	0- 0		0- 0	NEUTRAL		0- 0	0- 2	0- 0		
7- 6	0- 0		0- 0	NON-CONFERENCE		0- 2	7- 4	7- 0		
3- 2	0- 0		0- 0	HOME		0- 0	3- 2	3- 0		
4- 2	0- 0		0- 0	AWAY		0- 2	4- 0	4- 0		
0- 2	0- 0		0- 0	NEUTRAL		0- 0	0- 2	0- 0		
7- 2	0- 0		0- 0	CONFERENCE		0- 1	7- 1	6- 0		
3- 1	0- 0		0- 0	HOME		0- 1	3- 0	2- 0		
4- 1	0- 0		0- 0	AWAY		0- 0	4- 1	4- 0		
0- 0	0- 0		0- 0	NEUTRAL		0- 0	0- 0	0- 0		

RPI 1-25				RPI 26-50				RPI 51-100				RPI 101+				Team's RPI: 178	
RPI	S	Opponent	Score	RPI	S	Opponent	Score	RPI	S	Opponent	Score	RPI	S	Opponent	Score		
								70	H	UC Davis	67	76	152	N	Wichita St.	53	76
								77	A	New Mexico	61	83	154	H	Portland St.	72	82
								96	A	UNLV	54	73	160	A	Cal Poly	76	79
													169	H	Idaho St.	72	78
													185	H	CSUN	56	47
													195	N	Illinois	59	65
													203	H	UC Santa Barbara	77	74
													206	A	Seattle U	84	79
													236	H	Pepperdine	75	74
													241	A	CSU Bakersfield	72	59
													244	A	UC Riverside	81	71
													250	A	San Diego St.	67	65
													251	A	Hawaii	74	67
													251	H	Hawaii	70	66
													290	H	Utah St.	87	84
													297	A	Cal St. Fullerton	76	60
													301	A	Southern Utah	71	64
													311	H	Portland	63	52
													335	A	Long Beach St.	100	81
LAST 12 Division I GAMES:																	
				335	A	Long Beach St.	100	81	203	H	UC Santa Barbara	77	74				
				297	A	Cal St. Fullerton	76	60	251	A	Hawaii	74	67				
				185	H	CSUN	56	47	70	H	UC Davis	67	76				
				244	A	UC Riverside	81	71	241	A	CSU Bakersfield	72	59				
				251	H	Hawaii	70	66	206	A	Seattle U	84	79				
				160	A	Cal Poly	76	79	154	H	Portland St.	72	82				

Non-Div l Games:

Chapman

92 57

UC Irvine

■ Loss, ■ Non-Conf, S Site, H Home A Away N Neutral

Average RPI Win:	228	WON-LOST	WINNING	LAST 10	STRENGTH OF	OPP. STRENGTH	TEAM	ADJ.	CONF.	ADJ CONF.
Average RPI Loss:	126	RECORD	PCT. RANK	GAMES	SCHEDULE	OF SCHEDULE	RPI	RPI	RPI	RPI
DIV. I ONLY	6- 17	292	3- 7	107	137	244	244	21	21	
DIV. I NON-CONF.	3- 11	289	0- 3	58	41	207	207	20	20	

TOTALS	RPI 1-25	RPI 26-50	W-L RECORDS	RPI 51-100	RPI 101-999	RPI 201+				
6- 17	0- 2	0- 2	OVERALL	1- 3	5- 10	4- 3				
4- 5	0- 0	0- 1	HOME	0- 0	4- 4	4- 0				
1- 10	0- 2	0- 1	AWAY	0- 3	1- 4	0- 1				
1- 2	0- 0	0- 0	NEUTRAL	1- 0	0- 2	0- 2				
3- 11	0- 2	0- 2	NON-CONFERENCE	1- 2	2- 5	1- 2				
1- 3	0- 0	0- 1	HOME	0- 0	1- 2	1- 0				
1- 6	0- 2	0- 1	AWAY	0- 2	1- 1	0- 0				
1- 2	0- 0	0- 0	NEUTRAL	1- 0	0- 2	0- 2				
3- 6	0- 0	0- 0	CONFERENCE	0- 1	3- 5	3- 1				
3- 2	0- 0	0- 0	HOME	0- 0	3- 2	3- 0				
0- 4	0- 0	0- 0	AWAY	0- 1	0- 3	0- 1				
0- 0	0- 0	0- 0	NEUTRAL	0- 0	0- 0	0- 0				

RPI 1-25				RPI 26-50				RPI 51-100				RPI 101+ Team's RPI: 244			
RPI	S	Opponent	Score	RPI	S	Opponent	Score	RPI	S	Opponent	Score	RPI	S	Opponent	Score
10	A	UCLA	48 68	33	A	Arizona St.	48 73	51	A	Minnesota	75 101	117	A	Iowa St.	66 89
20	A	Stanford	43 53	47	H	Southern Cal i forn i a	46 64	70	A	UC Dav i s	63 74	122	H	UTEP	62 73
								72	A	South Dakota	66 75	146	A	Fresno St.	68 56
								96	N	UNLV	95 88	160	A	Cal Poly	73 91
												160	H	Cal Poly	82 87
												162	H	Loyola Marymount	59 67
												178	H	UC Irvi ne	71 81
												185	A	CSUN	55 60
												214	N	SMU	51 73
												241	H	CSU Bakersfi el d	68 65
												251	A	Hawai i	57 63
												251	H	Hawai i	79 57
												284	N	Sacramento St.	72 99
												297	H	Cal St. Fullerton	63 50
												335	H	Long Beach St.	77 53

LAST 12 Divisi on I GAMES:															
160	A	Cal Poly	73 91	70	A	UC Dav i s	63 74								
251	A	Hawai i	57 63	335	H	Long Beach St.	77 53								
178	H	UC Irvi ne	71 81	160	H	Cal Poly	82 87								
185	A	CSUN	55 60	122	H	UTEP	62 73								
251	H	Hawai i	79 57	51	A	Minnesota	75 101								
297	H	Cal St. Fullerton	63 50	72	A	South Dakota	66 75								

Non-Div I Games:

UC Riverside

Average RPI Win:

260

Average RPI Loss:

132

WON-LOST
RECORD

8- 13

WINNING
PCT. RANK

239

LAST 10
GAMES

6- 4

STRENGTH OF
SCHEDULE

123

OPP. STRENGTH
OF SCHEDULE

244

TEAM
RPI

203

ADJ.
RPI

203

CONF.
RPI

21

ADJ CONF.
RPI

21

DIV. I ONLY
DIV. I NON-CONF.

3- 9

280

2- 1

105

234

230

230

20

20

TOTALS

RPI 1-25

RPI 26-50

W-L RECORDS

RPI 51-100

RPI 101-999

RPI 201+

8- 13

0- 1

0- 0

OVERALL

0- 5

8- 7

6- 3

4- 5

0- 0

0- 0

HOME

0- 1

4- 4

3- 2

4- 7

0- 1

0- 0

AWAY

0- 3

4- 3

3- 1

0- 1

0- 0

0- 0

NEUTRAL

0- 1

0- 0

0- 0

3- 9

0- 1

0- 0

NON-CONFERENCE

0- 3

3- 5

3- 3

1- 3

0- 0

0- 0

HOME

0- 0

1- 3

1- 2

2- 5

0- 1

0- 0

AWAY

0- 2

2- 2

2- 1

0- 1

0- 0

0- 0

NEUTRAL

0- 1

0- 0

0- 0

5- 4

0- 0

0- 0

CONFERENCE

0- 2

5- 2

3- 0

3- 2

0- 0

0- 0

HOME

0- 1

3- 1

2- 0

2- 2

0- 0

0- 0

AWAY

0- 1

2- 1

1- 0

0- 0

0- 0

0- 0

NEUTRAL

0- 0

0- 0

0- 0

RPI 1-25

RPI 26-50

RPI 51-100

RPI 101+

Team's RPI: 203

RPI	S	Opponent	Score
10	A	UCLA	44 74

RPI	S	Opponent	Score
-----	---	----------	-------

RPI	S	Opponent	Score
57	A	Oregon St.	49 74
70	A	UC Davis	63 69
70	H	UC Davis	61 68
78	A	Saint Mary's (CA)	59 89
80	N	UAB	54 67

RPI	S	Opponent	Score
146	H	Fresno St.	57 64
160	H	Cal Poly	73 68
162	A	Loyola Marymount	61 67
178	A	UC Irvine	74 77
185	A	CSUN	74 73
185	H	CSUN	30 48
206	H	Seattle U	71 77
211	H	San Diego	58 71
238	A	New Mexico St.	77 47
250	H	San Diego St.	77 64
251	H	Hawaii	71 61
268	A	Santa Clara	63 68
324	A	Northern Ari z.	96 93
335	A	Long Beach St.	90 74
335	H	Long Beach St.	51 44

LAST 12 Division I GAMES:

251	H	Hawaii	71 61	185	A	CSUN	74 73
185	H	CSUN	30 48	160	H	Cal Poly	73 68
70	A	UC Davis	63 69	335	H	Long Beach St.	51 44
335	A	Long Beach St.	90 74	238	A	New Mexico St.	77 47
70	H	UC Davis	61 68	250	H	San Diego St.	77 64
178	A	UC Irvine	74 77	162	A	Loyola Marymount	61 67

Non-Div I Games:

UC Santa Barbara

Loss,
 Non-Conf,
 S Site,
 H Home
A Away
 N Neutral

Average RPI Win:	166	WON-LOST	WINNING	LAST 10	STRENGTH OF	OPP. STRENGTH	TEAM	ADJ.	CONF.	ADJ CONF.
Average RPI Loss:	78	RECORD	PCT. RANK	GAMES	SCHEDULE	OF SCHEDULE	RPI	RPI	RPI	RPI
DIV. I ONLY	16- 7	68	8- 2	72	71	48	48	8	8	
DIV. I NON-CONF.	8- 5	111	1- 1	60	136	63	63	7	7	

TOTALS	RPI 1-25	RPI 26-50	W-L RECORDS	RPI 51-100	RPI 101-999	RPI 201+				
16- 7	0- 1	0- 1	OVERALL	4- 3	12- 2	5- 0				
9- 2	0- 0	0- 0	HOME	2- 2	7- 0	2- 0				
7- 5	0- 1	0- 1	AWAY	2- 1	5- 2	3- 0				
0- 0	0- 0	0- 0	NEUTRAL	0- 0	0- 0	0- 0				
8- 5	0- 0	0- 0	NON-CONFERENCE	3- 3	5- 2	3- 0				
4- 2	0- 0	0- 0	HOME	1- 2	3- 0	1- 0				
4- 3	0- 0	0- 0	AWAY	2- 1	2- 2	2- 0				
0- 0	0- 0	0- 0	NEUTRAL	0- 0	0- 0	0- 0				
8- 2	0- 1	0- 1	CONFERENCE	1- 0	7- 0	2- 0				
5- 0	0- 0	0- 0	HOME	1- 0	4- 0	1- 0				
3- 2	0- 1	0- 1	AWAY	0- 0	3- 0	1- 0				
0- 0	0- 0	0- 0	NEUTRAL	0- 0	0- 0	0- 0				

RPI	S	Opponent	Score	RPI	S	Opponent	Score	Team's RPI: 48	RPI	S	Opponent	Score	RPI	S	Opponent	Score
1	A	UConn	44 80	28	A	South Fla.	45 62		61	H	Mercer	64 73	149	A	Paci fi c	74 78
									63	A	Vi rgi nia Tech	69 86	152	H	Wi chi ta St.	59 53
									64	H	IUPUI	63 59	153	H	Davi dson	62 54
									70	A	UC Davis	62 55	165	A	Ci nci nnati	50 38
									73	H	El on	57 71	167	H	UNI	53 43
									92	A	Chattanooga	58 57	168	A	Samford	51 58
									99	H	Tul ane	59 51	171	A	Tul sa	47 44
													173	H	Temple	76 46
													174	H	Memphi s	61 41
													204	A	Boston U.	47 32
													214	A	SMU	60 42
													214	H	SMU	58 43
													217	A	Gardner-Webb	65 30
													319	H	Ga. Southern	62 38
LAST 12 Division I GAMES:																
174	H	Memphi s	61 41	1	A	UConn	44 80		152	H	Wi chi ta St.	59 53				
165	A	Ci nci nnati	50 38	214	A	SMU	60 42		173	H	Temple	76 46				
171	A	Tul sa	47 44	153	H	Davi dson	62 54		149	A	Paci fi c	74 78				
214	H	SMU	58 43													
99	H	Tul ane	59 51													
28	A	South Fla.	45 62													

Non-Div I Games:

UCF

Average RPI Win:	106	WON-LOST	WINNING	LAST 10	STRENGTH OF	OPP. STRENGTH	TEAM	ADJ.	CONF.	ADJ CONF.
Average RPI Loss:	21	RECORD	PCT. RANK	GAMES	SCHEDULE	OF SCHEDULE	RPI	RPI	RPI	RPI
DIV. I ONLY	18- 4	17	9- 1	15	3	10	10	4	4	
DIV. I NON-CONF.	9- 2	34	1- 0	40	12	16	16	3	3	

TOTALS	RPI 1-25	RPI 26-50	W-L RECORDS	RPI 51-100	RPI 101-999	RPI 201+				
18- 4	2- 3	4- 0	OVERALL	6- 1	6- 0	4- 0				
9- 2	2- 2	2- 0	HOME	1- 0	4- 0	4- 0				
7- 2	0- 1	1- 0	AWAY	4- 1	2- 0	0- 0				
2- 0	0- 0	1- 0	NEUTRAL	1- 0	0- 0	0- 0				
9- 2	1- 1	1- 0	NON-CONFERENCE	3- 1	4- 0	4- 0				
5- 1	1- 1	0- 0	HOME	0- 0	4- 0	4- 0				
2- 1	0- 0	0- 0	AWAY	2- 1	0- 0	0- 0				
2- 0	0- 0	1- 0	NEUTRAL	1- 0	0- 0	0- 0				
9- 2	1- 2	3- 0	CONFERENCE	3- 0	2- 0	0- 0				
4- 1	1- 1	2- 0	HOME	1- 0	0- 0	0- 0				
5- 1	0- 1	1- 0	AWAY	2- 0	2- 0	0- 0				
0- 0	0- 0	0- 0	NEUTRAL	0- 0	0- 0	0- 0				

RPI	S	Opponent	Score	RPI	S	Opponent	Score	RPI	S	Opponent	Score	RPI	S	Opponent	Score
1	H	UConn	60 78	36	A	Cal i forn i a	82 46	57	H	Oregon St.	84 49	127	A	Col orado	93 55
5	H	Oregon	61 70	36	H	Cal i forn i a	60 52	58	A	Okla homa St.	72 87	141	A	Washi ngton	86 69
9	H	Bayl or	82 68	47	H	Southern Cal i forn i a	59 46	66	A	Fordham	67 30	203	H	UC Santa Barbara	74 44
20	A	Stanford	65 76	49	N	Creighton	72 63	81	A	Washington St.	79 71	244	H	UC Ri versi de	68 48
20	H	Stanford	64 53					88	N	Kansas St.	64 55	249	H	San Jose St.	129 69
								91	A	Utah	81 74	256	H	Presbyteri an	76 40
								100	A	Seton Hal l	77 68				

LAST 12 Di vi si on I GAMES:															
47	H	Southern Cal i forn i a	59 46	91	A	Utah	81 74	5	H	Oregon	61 70				
81	A	Washington St.	79 71	57	H	Oregon St.	84 49	36	A	Cal i forn i a	82 46				
141	A	Washington	86 69	20	H	Stanford	64 53	20	A	Stanford	65 76				
20	H	Stanford	64 53	66	A	Fordham	67 30								
36	H	Cal i forn i a	60 52												
127	A	Col orado	93 55												

Non-Di v I Games:

UCLA

Average RPI	Win:	77	WON-LOST	WINNING	LAST 10	STRENGTH OF	OPP. STRENGTH	TEAM	ADJ.	CONF.	ADJ CONF.
Average RPI	Loss:	0	RECORD	PCT. RANK	GAMES	SCHEDULE	OF SCHEDULE	RPI	RPI	RPI	RPI
DIV. I ONLY		21- 0	1	10- 0	3	1	1	1	1	8	8
DIV. I NON-CONF.		12- 0	1	3- 0	1	1	1	1	1	7	7

TOTALS	RPI 1-25		RPI 26-50		W-L RECORDS	RPI 51-100		RPI 101-999		RPI 201+	
21- 0	7- 0		5- 0		OVERALL	3- 0		6- 0		1- 0	
7- 0	2- 0		2- 0		HOME	1- 0		2- 0		0- 0	
10- 0	4- 0		2- 0		AWAY	0- 0		4- 0		1- 0	
4- 0	1- 0		1- 0		NEUTRAL	2- 0		0- 0		0- 0	
12- 0	7- 0		2- 0		NON-CONFERENCE	2- 0		1- 0		0- 0	
3- 0	2- 0		1- 0		HOME	0- 0		0- 0		0- 0	
5- 0	4- 0		0- 0		AWAY	0- 0		1- 0		0- 0	
4- 0	1- 0		1- 0		NEUTRAL	2- 0		0- 0		0- 0	
9- 0	0- 0		3- 0		CONFERENCE	1- 0		5- 0		1- 0	
4- 0	0- 0		1- 0		HOME	1- 0		2- 0		0- 0	
5- 0	0- 0		2- 0		AWAY	0- 0		3- 0		1- 0	
0- 0	0- 0		0- 0		NEUTRAL	0- 0		0- 0		0- 0	

RPI	S	Opponent	Score	RPI	S	Opponent	Score	RPI	S	Opponent	Score	RPI	S	Opponent	Score
2	H	Notre Dame	80 71	28	A	South Fla.	100 49	53	N	Duquesne	104 52	171	H	Tulsa	78 60
10	A	UCLA	78 60	31	N	Oklahoma	88 64	56	N	Michigan St.	96 62	173	A	Temple	113 57
11	A	Texas	75 71	36	H	California	82 47	99	H	Tulane	98 45	174	A	Memphis	93 36
20	N	Stanford	78 53	45	A	Houston	95 35					174	H	Memphis	97 49
21	A	South Carolina	83 58	48	H	UCF	80 44					190	A	Nevada	88 57
22	H	Maryland	97 72									220	A	East Carolina	96 35
23	A	DePaul	103 69												

LAST 12 Division I GAMES:															
21	A	South Carolina	83 58	45	A	Houston	95 35								
99	H	Tulane	98 45	48	H	UCF	80 44								
174	A	Memphis	93 36	28	A	South Fla.	100 49								
173	A	Temple	113 57	220	A	East Carolina	96 35								
171	H	Tulsa	78 60	174	H	Memphis	97 49								
11	A	Texas	75 71	53	N	Duquesne	104 52								

Non-Div I Games:

UConn

Average RPI Win: **330**
 Average RPI Loss: **171**

WON-LOST
RECORD

WINNING
PCT. RANK

LAST 10
GAMES

STRENGTH OF
SCHEDULE

OPP. STRENGTH
OF SCHEDULE

TEAM
RPI

ADJ.
RPI

CONF.
RPI

ADJ CONF.
RPI

DIV. I ONLY	2- 20	339	2- 8	204	247	330	330	20	20
DIV. I NON-CONF.	0- 12	337	0- 2	233	259	341	341	24	24
<hr/>									
TOTALS	RPI 1-25	RPI 26-50	W-L RECORDS	RPI 51-100	RPI 101-999	RPI 201+			
2- 20	0- 0	0- 1	OVERALL	0- 5	2- 14	2- 7			
1- 8	0- 0	0- 0	HOME	0- 3	1- 5	1- 2			
1- 10	0- 0	0- 1	AWAY	0- 2	1- 7	1- 3			
0- 2	0- 0	0- 0	NEUTRAL	0- 0	0- 2	0- 2			
0- 12	0- 0	0- 1	NON-CONFERENCE	0- 2	0- 9	0- 6			
0- 4	0- 0	0- 0	HOME	0- 1	0- 3	0- 1			
0- 6	0- 0	0- 1	AWAY	0- 1	0- 4	0- 3			
0- 2	0- 0	0- 0	NEUTRAL	0- 0	0- 2	0- 2			
2- 8	0- 0	0- 0	CONFERENCE	0- 3	2- 5	2- 1			
1- 4	0- 0	0- 0	HOME	0- 2	1- 2	1- 1			
1- 4	0- 0	0- 0	AWAY	0- 1	1- 3	1- 0			
0- 0	0- 0	0- 0	NEUTRAL	0- 0	0- 0	0- 0			

RPI 1-25				RPI 26-50				RPI 51-100				RPI 101+ Team's RPI: 330			
RPI	S	Opponent	Score	RPI	S	Opponent	Score	RPI	S	Opponent	Score	RPI	S	Opponent	Score
				46	A	Princeton	40 77								
								65	H	Albany (NY)	75 78	103	A	George Mason	38 58
								66	A	Fordham	46 55	157	A	Hartford	54 65
								67	H	American	48 61	158	A	New Hampshire	51 56
								79	A	Maine	36 69	164	A	Binghamton	51 81
								79	H	Maine	50 64	189	H	Columbia	44 60
												192	H	Denver	48 70
												201	H	Stony Brook	44 69
												210	A	Hofstra	55 71
												234	N	St. Bonaventure	54 63
												264	H	LIU Brooklyn	52 66
												266	N	North Dakota St.	53 67
												267	A	Towson	64 95
												300	A	UMES	43 66
												313	A	Vermont	52 51
												313	H	Vermont	58 72
												347	H	UMass Lowell	66 54
LAST 12 Division I GAMES:															
				313	A	Vermont	52 51	347	H	UMass Lowell	66 54				
				201	H	Stony Brook	44 69	79	H	Maine	50 64				
				79	A	Maine	36 69	313	H	Vermont	58 72				
				164	A	Binghamton	51 81	158	A	New Hampshire	51 56				
				65	H	Albany (NY)	75 78	46	A	Princeton	40 77				
				157	A	Hartford	54 65	300	A	UMES	43 66				

Non-Div I Games: Gettysburg 72 45

UMBC

Loss, Non-Conf, S Site, H Home A Away N Neutral

UMES				Through Games Of Feb. 3, 2018							
Average RPI Win:		316	WON-LOST RECORD	WINNING PCT. RANK	LAST 10 GAMES	STRENGTH OF SCHEDULE	OPP. STRENGTH OF SCHEDULE	TEAM RPI	ADJ. RPI	CONF. RPI	ADJ CONF. RPI
Average RPI Loss:		173									
DIV. I ONLY		4- 14	308	3- 7	228	312	300	300	31	31	
DIV. I NON-CONF.		1- 8	313	1- 2	97	157	280	280	31	31	
<hr/>											
TOTALS		RPI 1-25	RPI 26-50		W-L RECORDS		RPI 51-100	RPI 101-999	RPI 201+		
4- 14		0- 1	0- 1		OVERALL		0- 1	4- 11	4- 6		
3- 4		0- 0	0- 0		HOME		0- 0	3- 4	3- 2		
1- 9		0- 1	0- 1		AWAY		0- 1	1- 6	1- 4		
0- 1		0- 0	0- 0		NEUTRAL		0- 0	0- 1	0- 0		
1- 8		0- 1	0- 1		NON-CONFERENCE		0- 1	1- 5	1- 2		
1- 1		0- 0	0- 0		HOME		0- 0	1- 1	1- 1		
0- 6		0- 1	0- 1		AWAY		0- 1	0- 3	0- 1		
0- 1		0- 0	0- 0		NEUTRAL		0- 0	0- 1	0- 0		
3- 6		0- 0	0- 0		CONFERENCE		0- 0	3- 6	3- 4		
2- 3		0- 0	0- 0		HOME		0- 0	2- 3	2- 1		
1- 3		0- 0	0- 0		AWAY		0- 0	1- 3	1- 3		
0- 0		0- 0	0- 0		NEUTRAL		0- 0	0- 0	0- 0		

RPI 1-25				RPI 26-50				RPI 51-100				RPI 101+ Team's RPI: 300			
RPI	S	Opponent	Score	RPI	S	Opponent	Score	RPI	S	Opponent	Score	RPI	S	Opponent	Score
18	A	Buffalo	41 76	35	A	Syracuse	45 68	63	A	Virginia Tech	52 90	102	A	Wake Forest	50 92
												103	A	George Mason	68 82
												144	H	Bethune-Cookman	48 55
												164	N	Binghamton	51 68
												186	H	Hampton	65 70
												220	A	East Carolina	54 64
												223	H	N. C. A&T	45 57
												260	H	Howard	58 52
												263	A	Morgan St.	50 63
												275	H	Mt. St. Mary's	63 66
												293	A	Coppin St.	63 69
												327	A	South Carolina St.	51 54
												330	H	UMBC	66 43
												333	H	N. C. Central	84 73
												342	A	Savannah St.	68 56
<hr/>															
LAST 12 Division I GAMES:															
293	A	Coppin St.	63 69	144	H	Bethune-Cookman	48 55								
260	H	Howard	58 52	186	H	Hampton	65 70								
333	H	N. C. Central	84 73	263	A	Morgan St.	50 63								
223	H	N. C. A&T	45 57	220	A	East Carolina	54 64								
327	A	South Carolina St.	51 54	330	H	UMBC	66 43								
342	A	Savannah St.	68 56	275	H	Mt. St. Mary's	63 66								

Non-Div I Games: Wesley 97 30 Alas. Anchorage 59 **69** Valley Forge 92 38

UMES

Loss, **Non-Conf**, **S Site**, **H Home** **A Away** **N Neutral**

UMKC				Through Games Of Feb. 3, 2018						
Average RPI Win: 255		WON-LOST RECORD	WINNING PCT. RANK	LAST 10 GAMES	STRENGTH OF SCHEDULE	OPP. STRENGTH OF SCHEDULE	TEAM RPI	ADJ. RPI	CONF. RPI	ADJ CONF. RPI
Average RPI Loss: 174										
DIV. I ONLY		5- 15	295	4- 5	165	283	259	259	30	30
DIV. I NON-CONF.		1- 11	331	1- 2	147	114	291	291	30	30

TOTALS		RPI 1-25	RPI 26-50		W-L RECORDS		RPI 51-100	RPI 101-999	RPI 201+	
5- 15		0- 0	0- 1		OVERALL		0- 1	5- 13	4- 6	
1- 6		0- 0	0- 1		HOME		0- 0	1- 5	1- 4	
3- 9		0- 0	0- 0		AWAY		0- 1	3- 8	3- 2	
1- 0		0- 0	0- 0		NEUTRAL		0- 0	1- 0	0- 0	
1- 11		0- 0	0- 1		NON-CONFERENCE		0- 1	1- 9	0- 2	
0- 3		0- 0	0- 1		HOME		0- 0	0- 2	0- 1	
0- 8		0- 0	0- 0		AWAY		0- 1	0- 7	0- 1	
1- 0		0- 0	0- 0		NEUTRAL		0- 0	1- 0	0- 0	
4- 4		0- 0	0- 0		CONFERENCE		0- 0	4- 4	4- 4	
1- 3		0- 0	0- 0		HOME		0- 0	1- 3	1- 3	
3- 1		0- 0	0- 0		AWAY		0- 0	3- 1	3- 1	
0- 0		0- 0	0- 0		NEUTRAL		0- 0	0- 0	0- 0	

RPI 1-25				RPI 26-50				RPI 51-100				RPI 101+ Team's RPI: 259			
RPI	S	Opponent	Score	RPI	S	Opponent	Score	RPI	S	Opponent	Score	RPI	S	Opponent	Score
				34	H	Northern Colo.	73 88	54	A	Nebraska	60 80	105	A	Western Ill.	71 90
												117	A	Iowa St.	45 61
												137	A	Kansas	48 63
												152	A	Wichita St.	63 72
												155	N	Stetson	67 50
												171	A	Tulsa	52 76
												179	A	Fla. Atlantic	55 65
												192	H	Denver	68 77
												206	H	Seattle U	58 62
												207	H	Oral Roberts	73 76
												238	A	New Mexico St.	62 70
												241	A	CSU Bakersfield	60 58
												241	H	CSU Bakersfield	62 76
												273	A	Illinois St.	53 64
												278	A	Grand Canyon	62 59
												278	H	Grand Canyon	84 82
												306	H	Utah Valley	59 66
												321	A	UTRGV	54 52

LAST 12 Division I GAMES:															
				241	H	CSU Bakersfield	62 76	306	H	Utah Valley	59 66				
				278	H	Grand Canyon	84 82	321	A	UTRGV	54 52				
				238	A	New Mexico St.	62 70	179	A	Fla. Atlantic	55 65				
				278	A	Grand Canyon	62 59	155	N	Stetson	67 50				
				241	A	CSU Bakersfield	60 58	192	H	Denver	68 77				
				206	H	Seattle U	58 62	34	H	Northern Colo.	73 88				

Non-Div I Games: Lincoln (MO) 98 41 Harris-Stowe 114 59 Cent. Christian Bib90 10

UMKC

Loss, Non-Conf, S Site, H Home A Away N Neutral

Average RPI Win:	266	WON-LOST	WINNING	LAST 10	STRENGTH OF	OPP. STRENGTH	TEAM	ADJ.	CONF.	ADJ CONF.
Average RPI Loss:	230	RECORD	PCT. RANK	GAMES	SCHEDULE	OF SCHEDULE	RPI	RPI	RPI	RPI
DIV. I ONLY	2- 19	338	0- 10	331	336	347	347	20	20	
DIV. I NON-CONF.	2- 10	300	0- 3	348	346	348	348	24	24	

TOTALS	RPI 1-25	RPI 26-50	W-L RECORDS	RPI 51-100	RPI 101-999	RPI 201+				
2- 19	0- 0	0- 0	OVERALL	0- 2	2- 17	1- 12				
1- 8	0- 0	0- 0	HOME	0- 2	1- 6	0- 4				
1- 11	0- 0	0- 0	AWAY	0- 0	1- 11	1- 8				
0- 0	0- 0	0- 0	NEUTRAL	0- 0	0- 0	0- 0				
2- 10	0- 0	0- 0	NON-CONFERENCE	0- 0	2- 10	1- 10				
1- 4	0- 0	0- 0	HOME	0- 0	1- 4	0- 4				
1- 6	0- 0	0- 0	AWAY	0- 0	1- 6	1- 6				
0- 0	0- 0	0- 0	NEUTRAL	0- 0	0- 0	0- 0				
0- 9	0- 0	0- 0	CONFERENCE	0- 2	0- 7	0- 2				
0- 4	0- 0	0- 0	HOME	0- 2	0- 2	0- 0				
0- 5	0- 0	0- 0	AWAY	0- 0	0- 5	0- 2				
0- 0	0- 0	0- 0	NEUTRAL	0- 0	0- 0	0- 0				

RPI	S	Opponent	Score	RPI	S	Opponent	Score	RPI	S	Opponent	Score	RPI	S	Opponent	Score	Team's RPI: 347
65	H	Albany (NY)		52	A		61	157	A	Hartford	56	78				
79	H	Maine		51	A		69	157	H	Hartford	42	81				
								158	A	New Hampshire	45	66				
								164	H	Binghamton	46	76				
								189	H	Columbia	77	70				
								201	A	Stony Brook	50	59				
								222	A	Texas Tech	65	93				
								239	H	Holy Cross	56	84				
								257	A	Fairfield	67	78				
								258	A	Fairleigh Dickinson	51	60				
								263	H	Morgan St.	59	65				
								270	H	Cornell	53	71				
								271	A	Colgate	64	84				
								291	H	Massachusetts	63	73				
								313	A	Vermont	55	63				
								330	A	UMBC	54	66				
								334	A	Rhode Island	64	81				
								343	A	Saint Peter's	66	60				
								349	A	Longwood	82	84				
LAST 12 Division I GAMES:																
79	H	Maine	51	69	330	A	UMBC	54	66							
157	A	Hartford	56	78	157	H	Hartford	42	81							
201	A	Stony Brook	50	59	313	A	Vermont	55	63							
164	H	Binghamton	46	76	270	H	Cornell	53	71							
65	H	Albany (NY)	52	61	263	H	Morgan St.	59	65							
158	A	New Hampshire	45	66	291	H	Massachusetts	63	73							

Non-Div I Games: Fisher 102 47

UMass Lowell

Average RPI Win:	264	WON-LOST	WINNING	LAST 10	STRENGTH OF	OPP. STRENGTH	TEAM	ADJ.	CONF.	ADJ CONF.
Average RPI Loss:	172	RECORD	PCT. RANK	GAMES	SCHEDULE	OF SCHEDULE	RPI	RPI	RPI	RPI
DIV. I ONLY	10- 10	172	8- 2	313	253	246	246	28	28	
DIV. I NON-CONF.	2- 8	290	1- 1	285	149	312	312	28	28	

TOTALS	RPI 1-25	RPI 26-50	W-L RECORDS	RPI 51-100	RPI 101-999	RPI 201+				
10- 10	0- 1	0- 0	OVERALL	0- 1	10- 8	8- 3				
4- 6	0- 0	0- 0	HOME	0- 1	4- 5	3- 1				
6- 4	0- 1	0- 0	AWAY	0- 0	6- 3	5- 2				
0- 0	0- 0	0- 0	NEUTRAL	0- 0	0- 0	0- 0				
2- 8	0- 1	0- 0	NON-CONFERENCE	0- 1	2- 6	2- 2				
1- 4	0- 0	0- 0	HOME	0- 1	1- 3	1- 0				
1- 4	0- 1	0- 0	AWAY	0- 0	1- 3	1- 2				
0- 0	0- 0	0- 0	NEUTRAL	0- 0	0- 0	0- 0				
8- 2	0- 0	0- 0	CONFERENCE	0- 0	8- 2	6- 1				
3- 2	0- 0	0- 0	HOME	0- 0	3- 2	2- 1				
5- 0	0- 0	0- 0	AWAY	0- 0	5- 0	4- 0				
0- 0	0- 0	0- 0	NEUTRAL	0- 0	0- 0	0- 0				

RPI 1-25				RPI 26-50				RPI 51-100				RPI 101+ Team's RPI: 246			
RPI	S	Opponent	Score	RPI	S	Opponent	Score	RPI	S	Opponent	Score	RPI	S	Opponent	Score
13	A	NC State	55 87					61	H	Mercer	56 67	107	H	Liberty	48 41
												130	H	Middle Tenn.	57 72
												147	H	High Point	45 58
												153	A	Davidson	50 58
												170	A	Radford	67 56
												181	H	Charlotte	47 51
												187	H	Furman	63 71
												217	A	Gardner-Webb	61 60
												242	A	Campbell	60 52
												256	H	Presbyterian	74 76
												269	H	Appalachian St.	69 60
												272	A	Wofford	68 70
												296	A	USC Upstate	76 70
												315	A	Charleston So.	78 61
												322	A	Western Caro.	52 62
												339	A	Winthrop	70 48
												339	H	Winthrop	63 51
												349	H	Longwood	82 52

LAST 12 Division I GAMES:															
339	H	Winthrop	63 51	349	H	Longwood	82 52								
217	A	Gardner-Webb	61 60	170	A	Radford	67 56								
256	H	Presbyterian	74 76	147	H	High Point	45 58								
315	A	Charleston So.	78 61	242	A	Campbell	60 52								
339	A	Winthrop	70 48	187	H	Furman	63 71								
107	H	Liberty	48 41	269	H	Appalachian St.	69 60								

Non-Div I Games: Warren Wilson 100 53

UNC Asheville

Average RPI Win:	252	WON-LOST	WINNING	LAST 10	STRENGTH OF	OPP. STRENGTH	TEAM	ADJ.	CONF.	ADJ CONF.
Average RPI Loss:	153	RECORD	PCT. RANK	GAMES	SCHEDULE	OF SCHEDULE	RPI	RPI	RPI	RPI
DIV. I ONLY	7- 13	256	4- 5	162	238	232	232	17	17	
DIV. I NON-CONF.	3- 8	268	1- 1	215	318	265	265	16	16	
<hr/>										
TOTALS	RPI 1-25	RPI 26-50	W-L RECORDS	RPI 51-100	RPI 101-999	RPI 201+				
7- 13	0- 1	0- 1	OVERALL	0- 3	7- 8	5- 4				
4- 4	0- 0	0- 0	HOME	0- 1	4- 3	2- 2				
3- 9	0- 1	0- 1	AWAY	0- 2	3- 5	3- 2				
0- 0	0- 0	0- 0	NEUTRAL	0- 0	0- 0	0- 0				
3- 8	0- 1	0- 1	NON-CONFERENCE	0- 0	3- 6	3- 4				
1- 3	0- 0	0- 0	HOME	0- 0	1- 3	1- 2				
2- 5	0- 1	0- 1	AWAY	0- 0	2- 3	2- 2				
0- 0	0- 0	0- 0	NEUTRAL	0- 0	0- 0	0- 0				
4- 5	0- 0	0- 0	CONFERENCE	0- 3	4- 2	2- 0				
3- 1	0- 0	0- 0	HOME	0- 1	3- 0	1- 0				
1- 4	0- 0	0- 0	AWAY	0- 2	1- 2	1- 0				
0- 0	0- 0	0- 0	NEUTRAL	0- 0	0- 0	0- 0				

RPI 1-25				RPI 26-50				RPI 51-100				RPI 101+				Team's RPI: 232
RPI	S	Opponent	Score	RPI	S	Opponent	Score	RPI	S	Opponent	Score	RPI	S	Opponent	Score	
14	A	Duke	54 85	29	A	Virginia	50 68	61	A	Mercer	57 80	140	A	ETSU	52 60	
								92	A	Chattanooga	42 49	140	H	ETSU	65 61	
								92	H	Chattanooga	57 73	147	H	High Point	72 81	
												168	A	Samford	48 56	
												170	A	Radford	53 56	
												187	H	Furman	76 74	
												224	A	Norfolk St.	63 64	
												242	H	Campbell	61 72	
												256	A	Presbyterian	64 57	
												272	H	Wofford	66 51	
												279	A	Coastal Caro.	60 54	
												302	H	Murray St.	52 63	
												307	A	Eastern Ky.	59 70	
												308	H	VCU	74 61	
												322	A	Western Caro.	88 67	
<hr/>																
LAST 12 Division I GAMES:																
				92	H	Chattanooga	57 73	272	H	Wofford	66 51					
				140	H	ETSU	65 61	140	A	ETSU	52 60					
				322	A	Western Caro.	88 67	92	A	Chattanooga	42 49					
				168	A	Samford	48 56	147	H	High Point	72 81					
				61	A	Mercer	57 80	256	A	Presbyterian	64 57					
				187	H	Furman	76 74	224	A	Norfolk St.	63 64					

Non-Div I Games: Greensboro 82 34 Tusculum 69 71 Lees-McRae 78 62 Southern Wesleyan 96 35
UNCG

Loss, Non-Conf, S Site, H Home A Away N Neutral

UNCW				Through Games Of Feb. 3, 2018							
Average RPI	Win:	290	WON-LOST	WINNING	LAST 10	STRENGTH OF	OPP. STRENGTH	TEAM	ADJ.	CONF.	ADJ CONF.
Average RPI	Loss:	148	RECORD	PCT. RANK	GAMES	SCHEDULE	OF SCHEDULE	RPI	RPI	RPI	RPI
DIV. I ONLY		5- 14	289	0- 10	196	211	281	281	10	10	
DIV. I NON-CONF.		5- 4	146	2- 0	330	282	227	227	12	12	

TOTALS	RPI 1-25		RPI 26-50		W-L RECORDS		RPI 51-100		RPI 101-999		RPI 201+
5- 14	0- 0		0- 1		OVERALL		0- 3		5- 10		5- 3
4- 5	0- 0		0- 0		HOME		0- 1		4- 4		4- 1
1- 9	0- 0		0- 1		AWAY		0- 2		1- 6		1- 2
0- 0	0- 0		0- 0		NEUTRAL		0- 0		0- 0		0- 0
5- 4	0- 0		0- 0		NON-CONFERENCE		0- 1		5- 3		5- 1
4- 0	0- 0		0- 0		HOME		0- 0		4- 0		4- 0
1- 4	0- 0		0- 0		AWAY		0- 1		1- 3		1- 1
0- 0	0- 0		0- 0		NEUTRAL		0- 0		0- 0		0- 0
0- 10	0- 0		0- 1		CONFERENCE		0- 2		0- 7		0- 2
0- 5	0- 0		0- 0		HOME		0- 1		0- 4		0- 1
0- 5	0- 0		0- 1		AWAY		0- 1		0- 3		0- 1
0- 0	0- 0		0- 0		NEUTRAL		0- 0		0- 0		0- 0

RPI 1-25				RPI 26-50				RPI 51-100				RPI 101+				Team's RPI: 281
RPI	S	Opponent	Score	RPI	S	Opponent	Score	RPI	S	Opponent	Score	RPI	S	Opponent	Score	
				50	A	Drexel	42 68	73	A	El on	67 75	125	A	Del aware	62 80	
								83	H	James Madi son	48 63	125	H	Del aware	49 82	
								84	A	North Carol ina	60 86	142	A	Pi ttsburgh	55 74	
												143	H	William & Mary	53 66	
												151	A	Northeastern	39 56	
												151	H	Northeastern	47 54	
												187	A	Furman	71 76	
												210	H	Hofstra	61 69	
												220	H	East Carol ina	66 62	
												267	A	Towson	71 72	
												272	A	Wofford	65 60	
												279	A	Coastal Caro.	41 57	
												308	H	VCU	83 67	
												316	H	Georgi a St.	74 62	
												333	H	N. C. Central	89 63	

LAST 12 Di vi si on I GAMES:																
151	A	Northeastern	39 56	210	H	Hofstra	61 69									
125	A	Del aware	62 80	151	H	Northeastern	47 54									
83	H	James Madi son	48 63	143	H	William & Mary	53 66									
125	H	Del aware	49 82	73	A	El on	67 75									
50	A	Drexel	42 68	316	H	Georgi a St.	74 62									
267	A	Towson	71 72	272	A	Wofford	65 60									

Non-Di v I Games: Catawba 74 59 UNC Pembroke 73 64

UNCW

■ Loss,
 ■ Non-Conf,
 ■ S Site,
 ■ Home
 ■ A Away
 N Neutral

Average RPI	Win:	221	WON-LOST	WINNING	LAST 10	STRENGTH OF	OPP. STRENGTH	TEAM	ADJ.	CONF.	ADJ CONF.
Average RPI	Loss:	98	RECORD	PCT. RANK	GAMES	SCHEDULE	OF SCHEDULE	RPI	RPI	RPI	RPI
DIV. I ONLY		9- 11		211	6- 4	151	111	167	167	24	24
DIV. I NON-CONF.		3- 7		254	1- 1	45	8	135	135	22	22

TOTALS	RPI 1-25		RPI 26-50		W-L RECORDS	RPI 51-100		RPI 101-999		RPI 201+	
9- 11	0- 1		0- 3		OVERALL	2- 2		7- 5		6- 1	
5- 3	0- 1		0- 0		HOME	0- 1		5- 1		4- 0	
3- 8	0- 0		0- 3		AWAY	1- 1		2- 4		2- 1	
1- 0	0- 0		0- 0		NEUTRAL	1- 0		0- 0		0- 0	
3- 7	0- 1		0- 3		NON-CONFERENCE	2- 1		1- 2		0- 1	
1- 2	0- 1		0- 0		HOME	0- 1		1- 0		0- 0	
1- 5	0- 0		0- 3		AWAY	1- 0		0- 2		0- 1	
1- 0	0- 0		0- 0		NEUTRAL	1- 0		0- 0		0- 0	
6- 4	0- 0		0- 0		CONFERENCE	0- 1		6- 3		6- 0	
4- 1	0- 0		0- 0		HOME	0- 0		4- 1		4- 0	
2- 3	0- 0		0- 0		AWAY	0- 1		2- 2		2- 0	
0- 0	0- 0		0- 0		NEUTRAL	0- 0		0- 0		0- 0	

RPI 1-25				RPI 26-50				RPI 51-100				RPI 101+ Team's RPI: 167			
RPI	S	Opponent	Score	RPI	S	Opponent	Score	RPI	S	Opponent	Score	RPI	S	Opponent	Score
25	H	Iowa	47 71	42	A	South Dakota St.	47 57	64	H	IUPUI	48 54	114	A	Missouri St.	52 62
				48	A	UCF	43 53	76	N	Wyoming	55 40	114	H	Missouri St.	52 57
				49	A	Creighton	78 89	88	A	Kansas St.	72 71	117	H	Iowa St.	57 53
								90	A	Drake	64 81	136	A	Southern Ill.	53 60
												163	A	North Dakota	72 80
												230	A	Bradley	51 40
												235	A	Omaha	74 78
												253	H	Indiana St.	59 53
												273	A	Illinois St.	58 36
												286	H	Valparaiso	77 56
												318	H	Loyola Chicago	70 41
												348	H	Evansville	65 41
LAST 12 Division I GAMES:															
114	H	Missouri St.	52 57	114	A	Missouri St.	52 62	136	A	Southern Ill.	53 60	286	H	Valparaiso	77 56
273	A	Illinois St.	58 36	136	A	Southern Ill.	53 60	318	H	Loyola Chicago	70 41	88	A	Kansas St.	72 71
230	A	Bradley	51 40	286	H	Valparaiso	77 56	25	H	Iowa	47 71				
90	A	Drake	64 81												
253	H	Indiana St.	59 53												
348	H	Evansville	65 41												

Non-Div I Games: Wis.-Parkside 92 62

UNI

UNLV					Through Games Of Feb. 3, 2018								
Average RPI Win:		199	WON-LOST		WINNING	LAST 10	STRENGTH OF		OPP. STRENGTH	TEAM	ADJ.	CONF.	ADJ CONF.
Average RPI Loss:		89	RECORD		PCT. RANK	GAMES	SCHEDULE		OF SCHEDULE	RPI	RPI	RPI	RPI
DIV. I ONLY			13- 8	111	8- 2	75	123	96	96	16	16		
DIV. I NON-CONF.			5- 6	187	0- 2	8	76	96	96	14	14		

TOTALS		RPI 1-25		RPI 26-50		W-L RECORDS		RPI 51-100		RPI 101-999		RPI 201+	
13- 8		0- 3		1- 1		OVERALL		1- 1		11- 3		7- 1	
8- 4		0- 1		0- 1		HOME		0- 1		8- 1		4- 0	
5- 2		0- 1		1- 0		AWAY		1- 0		3- 1		3- 0	
0- 2		0- 1		0- 0		NEUTRAL		0- 0		0- 1		0- 1	
5- 6		0- 3		1- 1		NON-CONFERENCE		0- 1		4- 1		2- 1	
4- 3		0- 1		0- 1		HOME		0- 1		4- 0		2- 0	
1- 1		0- 1		1- 0		AWAY		0- 0		0- 0		0- 0	
0- 2		0- 1		0- 0		NEUTRAL		0- 0		0- 1		0- 1	
8- 2		0- 0		0- 0		CONFERENCE		1- 0		7- 2		5- 0	
4- 1		0- 0		0- 0		HOME		0- 0		4- 1		2- 0	
4- 1		0- 0		0- 0		AWAY		1- 0		3- 1		3- 0	
0- 0		0- 0		0- 0		NEUTRAL		0- 0		0- 0		0- 0	

RPI 1-25				RPI 26-50				RPI 51-100				RPI 101+			
RPI	S	Opponent	Score	RPI	S	Opponent	Score	RPI	S	Opponent	Score	RPI	S	Opponent	Score
3	H	Mississippi St.	63 103	35	H	Syracuse	55 69	51	H	Minnesota	72 79	109	H	Colorado St.	56 52
18	N	Buffalo	53 80	41	A	Gonzaga	52 50	77	A	New Mexico	68 66	146	H	Fresno St.	72 74
20	A	Stanford	33 74									154	H	Portland St.	88 80
												178	H	UC Irvine	73 54
												193	A	Boise St.	60 69
												193	H	Boise St.	77 54
												210	H	Hofstra	68 52
												244	N	UC Riverside	88 95
												249	A	San Jose St.	80 53
												249	H	San Jose St.	79 60
												250	A	San Diego St.	75 64
												278	H	Grand Canyon	76 47
												290	A	Utah St.	63 54
												309	H	Air Force	69 57

LAST 12 Division I GAMES:															
193	H	Boise St.	77 54	309	H	Air Force	69 57	290	A	Utah St.	63 54	249	H	San Jose St.	79 60
249	A	San Jose St.	80 53					249	H	San Jose St.	79 60				
250	A	San Diego St.	75 64					193	A	Boise St.	60 69				
146	H	Fresno St.	72 74					35	H	Syracuse	55 69				
109	H	Colorado St.	56 52					3	H	Mississippi St.	63 103				
77	A	New Mexico	68 66												

Non-Div I Games:

UNLV

Average RPI Win:	318	WON-LOST	WINNING	LAST 10	STRENGTH OF	OPP. STRENGTH	TEAM	ADJ.	CONF.	ADJ CONF.
Average RPI Loss:	178	RECORD	PCT. RANK	GAMES	SCHEDULE	OF SCHEDULE	RPI	RPI	RPI	RPI
DIV. I ONLY	5- 15	295	4- 5	250	319	296	296	22	22	
DIV. I NON-CONF.	2- 10	300	1- 2	206	336	332	332	21	21	

TOTALS	RPI 1-25	RPI 26-50	W-L RECORDS	RPI 51-100	RPI 101-999	RPI 201+				
5- 15	0- 0	0- 1	OVERALL	0- 2	5- 12	5- 8				
3- 6	0- 0	0- 0	HOME	0- 0	3- 6	3- 4				
2- 9	0- 0	0- 1	AWAY	0- 2	2- 6	2- 4				
0- 0	0- 0	0- 0	NEUTRAL	0- 0	0- 0	0- 0				
2- 10	0- 0	0- 0	NON-CONFERENCE	0- 2	2- 8	2- 6				
2- 4	0- 0	0- 0	HOME	0- 0	2- 4	2- 3				
0- 6	0- 0	0- 0	AWAY	0- 2	0- 4	0- 3				
0- 0	0- 0	0- 0	NEUTRAL	0- 0	0- 0	0- 0				
3- 5	0- 0	0- 1	CONFERENCE	0- 0	3- 4	3- 2				
1- 2	0- 0	0- 0	HOME	0- 0	1- 2	1- 1				
2- 3	0- 0	0- 1	AWAY	0- 0	2- 2	2- 1				
0- 0	0- 0	0- 0	NEUTRAL	0- 0	0- 0	0- 0				

RPI	S	Opponent	Score	RPI	S	Opponent	Score	RPI	S	Opponent	Score	RPI	S	Opponent	Score
38	A	FGCU	60 93	58	A	Oklahoma St.	71 108	110	H	Jacksonville	45 71	143	A	William & Mary	63 83
				63	A	Virginia Tech	56 87	155	A	Stetson	61 62	187	H	Furman	59 80
								217	A	Gardner-Webb	39 60	220	A	East Carolina	53 66
								235	H	Omaha	66 69	237	H	North Florida	61 65
								242	A	Campbell	49 69	246	H	UNC Asheville	70 76
								256	H	Presbyterian	69 83	261	A	Lipscomb	78 97
								292	A	Kennesaw St.	70 64	292	H	Kennesaw St.	65 61
								327	H	South Carolina St.	63 44	333	H	N. C. Central	66 61
								344	A	NJIT	95 57				
LAST 12 Division I GAMES:															
292	A	Kennesaw St.	70 64	155	A	Stetson	61 62								
261	A	Lipscomb	78 97	344	A	NJIT	95 57								
292	H	Kennesaw St.	65 61	333	H	N. C. Central	66 61								
110	H	Jacksonville	45 71	58	A	Oklahoma St.	71 108								
237	H	North Florida	61 65	246	H	UNC Asheville	70 76								
38	A	FGCU	60 93	327	H	South Carolina St.	63 44								

Non-Div I Games: Brevard 109 39 Converse 71 51 Bob Jones 79 45

USC Upstate

Average RPI		Win: 242	WON-LOST RECORD	WINNING PCT. RANK	LAST 10 GAMES	STRENGTH OF SCHEDULE	OPP. STRENGTH OF SCHEDULE	TEAM RPI	ADJ. RPI	CONF. RPI	ADJ CONF. RPI
Loss: 143											
DIV. I ONLY			13- 10	134	6- 4	295	146	200	200	23	23
DIV. I NON-CONF.			6- 5	153	0- 0	230	45	155	155	23	23
TOTALS		RPI 1-25		RPI 26-50	W-L RECORDS	RPI 51-100		RPI 101-999		RPI 201+	
13- 10	0- 0			0- 1	OVERALL	0- 4		13- 5		9- 3	
10- 2	0- 0			0- 1	HOME	0- 0		10- 1		6- 0	
3- 8	0- 0			0- 0	AWAY	0- 4		3- 4		3- 3	
0- 0	0- 0			0- 0	NEUTRAL	0- 0		0- 0		0- 0	
6- 5	0- 0			0- 1	NON-CONFERENCE	0- 4		6- 0		4- 0	
5- 1	0- 0			0- 1	HOME	0- 0		5- 0		3- 0	
1- 4	0- 0			0- 0	AWAY	0- 4		1- 0		1- 0	
0- 0	0- 0			0- 0	NEUTRAL	0- 0		0- 0		0- 0	
7- 5	0- 0			0- 0	CONFERENCE	0- 0		7- 5		5- 3	
5- 1	0- 0			0- 0	HOME	0- 0		5- 1		3- 0	
2- 4	0- 0			0- 0	AWAY	0- 0		2- 4		2- 3	
0- 0	0- 0			0- 0	NEUTRAL	0- 0		0- 0		0- 0	

RPI 1-25				RPI 26-50				RPI 51-100				RPI 101+				Team's RPI: 200	
RPI	S	Opponent	Score	RPI	S	Opponent	Score	RPI	S	Opponent	Score	RPI	S	Opponent	Score		
				45	H	Houston	58 62										
								71	A	Georgia Tech	52 80	101	H	South Ala.	63 76		
								88	A	Kansas St.	56 70	129	A	Little Rock	57 59		
								91	A	Utah	41 71	146	H	Fresno St.	67 54		
								97	A	Arkansas	57 91	150	H	Louisiana	63 61		
												166	H	San Francisco	56 54		
												194	H	Troy	76 57		
												207	H	Oral Roberts	70 46		
												213	A	Arkansas St.	80 85		
												214	H	SMU	58 55		
												269	A	Appalachian St.	64 60		
												269	H	Appalachian St.	49 48		
												279	A	Coastal Caro.	76 89		
												279	H	Coastal Caro.	65 63		
												303	H	Incarnate Word	61 48		
												305	A	UTSA	69 68		
												316	A	Georgia St.	81 76		
												319	A	Ga. Southern	68 73		
												332	H	La.-Monroe	70 61		
LAST 12 Division I GAMES:																	
				279	H	Coastal Caro.	65 63	213	A	Arkansas St.	80 85						
				269	H	Appalachian St.	49 48	129	A	Little Rock	57 59						
				319	A	Ga. Southern	68 73	101	H	South Ala.	63 76						
				316	A	Georgia St.	81 76	194	H	Troy	76 57						
				332	H	La.-Monroe	70 61	269	A	Appalachian St.	64 60						
				150	H	Louisiana	63 61	279	A	Coastal Caro.	76 89						

Non-Div I Games:

UT Arlington

Loss, Non-Conf, S Site, H Home A Away N Neutral

Average RPI Win:	287	WON-LOST	WINNING	LAST 10	STRENGTH OF	OPP. STRENGTH	TEAM	ADJ.	CONF.	ADJ CONF.
Average RPI Loss:	132	RECORD	PCT. RANK	GAMES	SCHEDULE	OF SCHEDULE	RPI	RPI	RPI	RPI
DIV. I ONLY	10- 12	205	7- 3	195	270	212	212	26	26	
DIV. I NON-CONF.	2- 8	290	0- 0	98	100	258	258	27	27	

TOTALS	RPI 1-25	RPI 26-50	W-L RECORDS	RPI 51-100	RPI 101-999	RPI 201+				
10- 12	0- 1	0- 1	OVERALL	0- 3	10- 7	9- 3				
6- 3	0- 0	0- 0	HOME	0- 1	6- 2	6- 1				
4- 7	0- 1	0- 1	AWAY	0- 1	4- 4	3- 2				
0- 2	0- 0	0- 0	NEUTRAL	0- 1	0- 1	0- 0				
2- 8	0- 1	0- 1	NON-CONFERENCE	0- 2	2- 4	2- 1				
2- 1	0- 0	0- 0	HOME	0- 0	2- 1	2- 0				
0- 5	0- 1	0- 1	AWAY	0- 1	0- 2	0- 1				
0- 2	0- 0	0- 0	NEUTRAL	0- 1	0- 1	0- 0				
8- 4	0- 0	0- 0	CONFERENCE	0- 1	8- 3	7- 2				
4- 2	0- 0	0- 0	HOME	0- 1	4- 1	4- 1				
4- 2	0- 0	0- 0	AWAY	0- 0	4- 2	3- 1				
0- 0	0- 0	0- 0	NEUTRAL	0- 0	0- 0	0- 0				

RPI 1-25				RPI 26-50				RPI 51-100				RPI 101+ Team's RPI: 212			
RPI	S	Opponent	Score	RPI	S	Opponent	Score	RPI	S	Opponent	Score	RPI	S	Opponent	Score
4	A	Louisville	56 91	37	A	Purdue	58 60	68	H	Belmont	63 65	132	A	SIUE	70 73
								78	N	Saint Mary's (CA)	58 69	136	A	Southern Ill.	72 84
								92	A	Chattanooga	82 87	176	A	Jacksonville St.	61 57
												183	H	Northwestern	63 71
												196	N	Eastern Wash.	58 61
												213	A	Arkansas St.	73 84
												216	H	Morehead St.	76 81
												223	H	N.C. A&T	76 63
												231	A	Austin Peay	62 69
												231	H	Austin Peay	100 66
												302	A	Murray St.	97 80
												302	H	Murray St.	85 67
												307	H	Eastern Ky.	77 49
												322	H	Western Caro.	62 54
												328	A	Tennessee Tech	67 51
												336	H	Tennessee St.	80 68
												346	A	Eastern Ill.	72 44

LAST 12 Division I GAMES:															
302	H	Murray St.	85 67	216	H	Morehead St.	76 81								
231	H	Austin Peay	100 66	307	H	Eastern Ky.	77 49								
328	A	Tennessee Tech	67 51	302	A	Murray St.	97 80								
176	A	Jacksonville St.	61 57	231	A	Austin Peay	62 69								
132	A	SIUE	70 73	68	H	Belmont	63 65								
346	A	Eastern Ill.	72 44	336	H	Tennessee St.	80 68								

Non-Div I Games: Rhodes 90 49 Ala.-Huntsville 104 73

UT Martin

U
T
E
P

Average RPI Win: 230		WON-LOST RECORD		WINNING PCT. RANK		LAST 10 GAMES		STRENGTH OF SCHEDULE		OPP. STRENGTH OF SCHEDULE		TEAM RPI		ADJ. RPI		CONF. RPI		ADJ CONF. RPI	
Average RPI Loss: 141																			
DIV. I ONLY		13- 8		111		6- 4		146		273		122		122		18		18	
DIV. I NON-CONF.		9- 4		82		3- 1		221		311		118		118		19		19	
TOTALS		RPI 1-25		RPI 26-50		W-L RECORDS		RPI 51-100		RPI 101-999		RPI 201+							
13- 8		0- 0		0- 0		OVERALL		1- 3		12- 5		9- 2							
7- 3		0- 0		0- 0		HOME		1- 2		6- 1		4- 0							
4- 5		0- 0		0- 0		AWAY		0- 1		4- 4		4- 2							
2- 0		0- 0		0- 0		NEUTRAL		0- 0		2- 0		1- 0							
9- 4		0- 0		0- 0		NON-CONFERENCE		1- 2		8- 2		7- 2							
5- 1		0- 0		0- 0		HOME		1- 1		4- 0		4- 0							
2- 3		0- 0		0- 0		AWAY		0- 1		2- 2		2- 2							
2- 0		0- 0		0- 0		NEUTRAL		0- 0		2- 0		1- 0							
4- 4		0- 0		0- 0		CONFERENCE		0- 1		4- 3		2- 0							
2- 2		0- 0		0- 0		HOME		0- 1		2- 1		0- 0							
2- 2		0- 0		0- 0		AWAY		0- 0		2- 2		2- 0							
0- 0		0- 0		0- 0		NEUTRAL		0- 0		0- 0		0- 0							

U
T
E
P

RPI 1-25				RPI 26-50				RPI 51-100				RPI 101+				Team's RPI: 122	
RPI	S	Opponent	Score	RPI	S	Opponent	Score	RPI	S	Opponent	Score	RPI	S	Opponent	Score		
								77	H	New Mexico	35 59	108	A	Rice	42 56		
								80	H	UAB	64 84	130	H	Middle Tenn.	45 54		
								97	H	Arkansas	64 61	168	N	Samford	46 33		
								99	A	Tulane	56 67	179	A	Fla. Atlantic	66 72		
												179	H	Fla. Atlantic	75 70		
												181	H	Charlotte	67 58		
												213	A	Arkansas St.	73 76		
												220	N	East Carolina	93 79		
												238	A	New Mexico St.	68 76		
												241	H	CSU Bakersfield	67 56		
												244	A	UC Riverside	73 62		
												248	H	Texas Southern	65 55		
												252	A	North Texas	50 48		
												255	H	A&M-Corpus Christi	69 49		
												288	A	FIU	77 76		
												297	A	Cal St. Fullerton	92 91		
												320	H	Houston Baptist	69 62		
LAST 12 Division I GAMES:																	
				80	H	UAB	64 84	179	A	Fla. Atlantic	66 72						
				252	A	North Texas	50 48	288	A	FIU	77 76						
				108	A	Rice	42 56	244	A	UC Riverside	73 62						
				179	H	Fla. Atlantic	75 70	297	A	Cal St. Fullerton	92 91						
				130	H	Middle Tenn.	45 54	99	A	Tulane	56 67						
				181	H	Charlotte	67 58	168	N	Samford	46 33						

Non-Div I Games:

UTEP

Average RPI Win:	295	WON-LOST	WINNING	LAST 10	STRENGTH OF	OPP. STRENGTH	TEAM	ADJ.	CONF.	ADJ CONF.
Average RPI Loss:	209	RECORD	PCT. RANK	GAMES	SCHEDULE	OF SCHEDULE	RPI	RPI	RPI	RPI
DIV. I ONLY	8- 11	223	2- 8	341	325	321	321	30	30	
DIV. I NON-CONF.	7- 5	132	2- 3	322	303	236	236	30	30	

TOTALS	RPI 1-25	RPI 26-50	W-L RECORDS	RPI 51-100	RPI 101-999	RPI 201+				
8- 11	0- 0	0- 1	OVERALL	0- 1	8- 9	8- 8				
7- 5	0- 0	0- 1	HOME	0- 0	7- 4	7- 4				
1- 6	0- 0	0- 0	AWAY	0- 1	1- 5	1- 4				
0- 0	0- 0	0- 0	NEUTRAL	0- 0	0- 0	0- 0				
7- 5	0- 0	0- 1	NON-CONFERENCE	0- 1	7- 3	7- 2				
6- 1	0- 0	0- 1	HOME	0- 0	6- 0	6- 0				
1- 4	0- 0	0- 0	AWAY	0- 1	1- 3	1- 2				
0- 0	0- 0	0- 0	NEUTRAL	0- 0	0- 0	0- 0				
1- 6	0- 0	0- 0	CONFERENCE	0- 0	1- 6	1- 6				
1- 4	0- 0	0- 0	HOME	0- 0	1- 4	1- 4				
0- 2	0- 0	0- 0	AWAY	0- 0	0- 2	0- 2				
0- 0	0- 0	0- 0	NEUTRAL	0- 0	0- 0	0- 0				

RPI 1-25				RPI 26-50				RPI 51-100				RPI 101+				Team's RPI: 321	
RPI	S	Opponent	Score	RPI	S	Opponent	Score	RPI	S	Opponent	Score	RPI	S	Opponent	Score		
				47	H	Southern California	64 71										
								58	A	Oklahoma St.	38 80	184	A	Wisconsin	54 82		
												206	A	Seattle U	56 64		
												222	A	Texas Tech	64 80		
												238	H	New Mexico St.	77 79		
												241	H	CSU Bakersfield	64 67		
												255	A	A&M-Corpus Christi	41 71		
												255	H	A&M-Corpus Christi	56 53		
												259	H	UMKC	52 54		
												265	H	Prairie View	78 62		
												266	A	North Dakota St.	82 79		
												278	H	Grand Canyon	59 65		
												289	H	Canisius	63 46		
												291	H	Massachusetts	67 59		
												305	H	UTSA	70 58		
												306	A	Utah Valley	60 69		
												340	H	Florida A&M	51 38		
												345	H	Chicago St.	81 44		
LAST 12 Division I GAMES:																	
				238	H	New Mexico St.	77 79					259	H	UMKC	52 54		
				345	H	Chicago St.	81 44					47	H	Southern California	64 71		
				206	A	Seattle U	56 64					289	H	Canisius	63 46		
				306	A	Utah Valley	60 69					222	A	Texas Tech	64 80		
				278	H	Grand Canyon	59 65					184	A	Wisconsin	54 82		
				241	H	CSU Bakersfield	64 67					266	A	North Dakota St.	82 79		

Non-Div I Games: Texas Lutheran 78 43 Concordia (TX) 67 49 Trinity (TX) 62 57

UTRGV

Loss, Non-Conf, S Site, H Home A Away N Neutral

Average RPI Win: 301
Average RPI Loss: 164

WON-LOST
RECORD

WINNING
PCT. RANK

LAST 10
GAMES

STRENGTH OF
SCHEDULE

OPP. STRENGTH
OF SCHEDULE

TEAM
RPI

ADJ.
RPI

CONF.
RPI

ADJ CONF.
RPI

DIV. I ONLY	3- 16	317	2- 7	171	242	305	305	18	18
DIV. I NON-CONF.	1- 9	318	0- 2	228	257	325	325	19	19

TOTALS	RPI 1-25	RPI 26-50	W-L RECORDS	RPI 51-100	RPI 101-999	RPI 201+			
3- 16	0- 1	0- 2	OVERALL	0- 0	3- 13	3- 4			
2- 5	0- 0	0- 0	HOME	0- 0	2- 5	2- 0			
0- 11	0- 1	0- 2	AWAY	0- 0	0- 8	0- 4			
1- 0	0- 0	0- 0	NEUTRAL	0- 0	1- 0	1- 0			
1- 9	0- 1	0- 1	NON-CONFERENCE	0- 0	1- 7	1- 3			
0- 3	0- 0	0- 0	HOME	0- 0	0- 3	0- 0			
0- 6	0- 1	0- 1	AWAY	0- 0	0- 4	0- 3			
1- 0	0- 0	0- 0	NEUTRAL	0- 0	1- 0	1- 0			
2- 7	0- 0	0- 1	CONFERENCE	0- 0	2- 6	2- 1			
2- 2	0- 0	0- 0	HOME	0- 0	2- 2	2- 0			
0- 5	0- 0	0- 1	AWAY	0- 0	0- 4	0- 1			
0- 0	0- 0	0- 0	NEUTRAL	0- 0	0- 0	0- 0			

RPI 1-25				RPI 26-50				RPI 51-100				RPI 101+ Team's RPI: 305			
RPI	S	Opponent	Score	RPI	S	Opponent	Score	RPI	S	Opponent	Score	RPI	S	Opponent	Score
11	A	Texas	70 120	33	A	Arizona St.	42 74					108	A	Rice	52 83
				43	A	Western Ky.	38 73					130	H	Middle Tenn.	47 62
												133	H	Northern Ill.	55 69
												145	A	Texas St.	38 91
												159	A	Southern Miss.	60 83
												163	H	North Dakota	47 60
												179	H	Fla. Atlantic	65 99
												188	A	Louisiana Tech	55 63
												200	H	UT Arlington	68 69
												211	A	San Diego	69 78
												252	H	North Texas	70 58
												297	A	Cal St. Fullerton	46 55
												310	A	Old Dominion	63 69
												310	H	Old Dominion	64 56
												321	A	UTRGV	58 70
												341	N	Mississippi Val.	68 55
LAST 12 Division I GAMES:															
252	H	North Texas	70 58	130	H	Middle Tenn.	47 62								
159	A	Southern Miss.	60 83	108	A	Rice	52 83								
179	H	Fla. Atlantic	65 99	188	A	Louisiana Tech	55 63								
310	A	Old Dominion	63 69	297	A	Cal St. Fullerton	46 55								
43	A	Western Ky.	38 73	211	A	San Diego	69 78								
310	H	Old Dominion	64 56	145	A	Texas St.	38 91								

Non-Div I Games: Sul Ross St. 97 47 Tex. A&M-Commerce 60 69

UTSA

Loss, Non-Conf, S Site, H Home A Away N Neutral

Average RPI Win:	179	WON-LOST	WINNING	LAST 10	STRENGTH OF	OPP. STRENGTH	TEAM	ADJ.	CONF.	ADJ CONF.
Average RPI Loss:	60	RECORD	PCT. RANK	GAMES	SCHEDULE	OF SCHEDULE	RPI	RPI	RPI	RPI
DIV. I ONLY	14- 8	97	4- 6	83	76	91	91	4	4	
DIV. I NON-CONF.	9- 2	34	1- 0	144	198	44	44	3	3	

TOTALS	RPI 1-25	RPI 26-50	W-L RECORDS	RPI 51-100	RPI 101-999	RPI 201+				
14- 8	0- 2	2- 2	OVERALL	2- 2	10- 2	6- 0				
8- 6	0- 2	1- 2	HOME	1- 1	6- 1	4- 0				
6- 2	0- 0	1- 0	AWAY	1- 1	4- 1	2- 0				
0- 0	0- 0	0- 0	NEUTRAL	0- 0	0- 0	0- 0				
9- 2	0- 0	1- 0	NON-CONFERENCE	1- 1	7- 1	4- 0				
7- 0	0- 0	1- 0	HOME	1- 0	5- 0	3- 0				
2- 2	0- 0	0- 0	AWAY	0- 1	2- 1	1- 0				
0- 0	0- 0	0- 0	NEUTRAL	0- 0	0- 0	0- 0				
5- 6	0- 2	1- 2	CONFERENCE	1- 1	3- 1	2- 0				
1- 6	0- 2	0- 2	HOME	0- 1	1- 1	1- 0				
4- 0	0- 0	1- 0	AWAY	1- 0	2- 0	1- 0				
0- 0	0- 0	0- 0	NEUTRAL	0- 0	0- 0	0- 0				

RPI 1-25				RPI 26-50				RPI 51-100				Team's RPI: 91				RPI 101+			
RPI	S	Opponent	Score	RPI	S	Opponent	Score	RPI	S	Opponent	Score	RPI	S	Opponent	Score	RPI	S	Opponent	Score
5	H	Oregon	68 84	33	A	Ari zona St.	58 56	57	H	Oregon St.	58 69	116	A	BYU	68 77				
10	H	UCLA	74 81	33	H	Ari zona St.	81 83	78	H	Sai nt Mary's (CA)	74 63	127	H	Col orado	65 69				
				37	H	Purdue	81 68	81	A	Washi ngton St.	81 79	139	A	Weber St.	85 58				
				47	H	Southern Cal i forni a	47 58	86	A	Al abama	60 65	141	A	Washi ngton	74 65				
												190	H	Nevada	87 61				
												200	H	UT Ar lington	71 41				
												207	H	Oral Roberts	71 50				
												236	H	Pepperdi ne	89 65				
												283	A	Ari zona	80 56				
												283	H	Ari zona	89 55				
												290	A	Utah St.	79 44				
												303	H	Incarnate Word	90 31				
LAST 12 Di vi si on I GAMES:																			
127	H	Col orado	65 69	10	H	UCLA	74 81												
5	H	Oregon	68 84	81	A	Washi ngton St.	81 79												
57	H	Oregon St.	58 69	141	A	Washi ngton	74 65												
283	A	Ari zona	80 56	33	H	Ari zona St.	81 83												
33	A	Ari zona St.	58 56	283	H	Ari zona	89 55												
47	H	Southern Cal i forni a	47 58	207	H	Oral Roberts	71 50												

Non-Di v I Games:

Utah

Average RPI Win: 176

Average RPI Loss: 180

WON-LOST
RECORDWINNING
PCT. RANKLAST 10
GAMESSTRENGTH OF
SCHEDULEOPP. STRENGTH
OF SCHEDULETEAM
RPIADJ.
RPICONF.
RPIADJ CONF.
RPI

DIV. I ONLY	4- 17	311	3- 7	182	201	290	290	16	16
DIV. I NON-CONF.	1- 9	318	0- 1	223	310	320	320	14	14
TOTALS	RPI 1-25	RPI 26-50	W-L RECORDS	RPI 51-100	RPI 101-999	RPI 201+			
4- 17	0- 0	0- 0	OVERALL	0- 5	4- 12	1- 6			
3- 5	0- 0	0- 0	HOME	0- 2	3- 3	1- 1			
1- 10	0- 0	0- 0	AWAY	0- 2	1- 8	0- 4			
0- 2	0- 0	0- 0	NEUTRAL	0- 1	0- 1	0- 1			
1- 9	0- 0	0- 0	NON-CONFERENCE	0- 2	1- 7	0- 4			
0- 3	0- 0	0- 0	HOME	0- 1	0- 2	0- 1			
1- 4	0- 0	0- 0	AWAY	0- 0	1- 4	0- 2			
0- 2	0- 0	0- 0	NEUTRAL	0- 1	0- 1	0- 1			
3- 8	0- 0	0- 0	CONFERENCE	0- 3	3- 5	1- 2			
3- 2	0- 0	0- 0	HOME	0- 1	3- 1	1- 0			
0- 6	0- 0	0- 0	AWAY	0- 2	0- 4	0- 2			
0- 0	0- 0	0- 0	NEUTRAL	0- 0	0- 0	0- 0			

RPI 1-25				RPI 26-50				RPI 51-100				RPI 101+ Team's RPI: 290			
RPI	S	Opponent	Score	RPI	S	Opponent	Score	RPI	S	Opponent	Score	RPI	S	Opponent	Score
								57	N	Oregon St.	55 94	109	A	Colorado St.	45 56
								76	A	Wyoming	44 61	116	A	BYU	76 69
								77	A	New Mexico	47 80	146	A	Fresno St.	56 57
								91	H	Utah	44 79	146	H	Fresno St.	60 52
								96	H	UNLV	54 63	169	A	Idaho St.	44 64
												178	A	UC Irvine	84 87
												190	H	Nevada	79 57
												192	H	Denver	72 74
												193	H	Boise St.	42 64
												221	N	Montana St.	52 64
												249	A	San Jose St.	66 79
												250	H	San Diego St.	62 58
												283	H	Arizona	49 65
												301	A	Southern Utah	67 70
												306	A	Utah Valley	43 61
												309	A	Air Force	50 57
LAST 12 Division I GAMES:															
				77	A	New Mexico	47 80	109	A	Colorado St.	45 56				
				146	H	Fresno St.	60 52	96	H	UNLV	54 63				
				309	A	Air Force	50 57	146	A	Fresno St.	56 57				
				76	A	Wyoming	44 61	250	H	San Diego St.	62 58				
				193	H	Boise St.	42 64	249	A	San Jose St.	66 79				
				190	H	Nevada	79 57	91	H	Utah	44 79				

Non-Div I Games: Dixie St. 92 72

Utah St.

Average RPI Win:	284	WON-LOST	WINNING	LAST 10	STRENGTH OF	OPP. STRENGTH	TEAM	ADJ.	CONF.	ADJ CONF.
Average RPI Loss:	206	RECORD	PCT. RANK	GAMES	SCHEDULE	OF SCHEDULE	RPI	RPI	RPI	RPI
DIV. I ONLY	7- 13	256	3- 6	325	310	306	306	30	30	
DIV. I NON-CONF.	4- 9	249	1- 3	314	283	322	322	30	30	

TOTALS	RPI 1-25	RPI 26-50	W-L RECORDS	RPI 51-100	RPI 101-999	RPI 201+				
7- 13	0- 0	0- 0	OVERALL	0- 1	7- 12	6- 7				
5- 4	0- 0	0- 0	HOME	0- 0	5- 4	4- 3				
2- 9	0- 0	0- 0	AWAY	0- 0	2- 1	2- 1				
0- 0	0- 0	0- 0	NEUTRAL	0- 0	0- 0	0- 0				
4- 9	0- 0	0- 0	NON-CONFERENCE	0- 1	4- 8	3- 3				
4- 2	0- 0	0- 0	HOME	0- 0	4- 2	3- 1				
0- 7	0- 0	0- 0	AWAY	0- 1	0- 6	0- 2				
0- 0	0- 0	0- 0	NEUTRAL	0- 0	0- 0	0- 0				
3- 4	0- 0	0- 0	CONFERENCE	0- 0	3- 4	3- 4				
1- 2	0- 0	0- 0	HOME	0- 0	1- 2	1- 2				
2- 2	0- 0	0- 0	AWAY	0- 0	2- 2	2- 2				
0- 0	0- 0	0- 0	NEUTRAL	0- 0	0- 0	0- 0				

RPI 1-25				RPI 26-50				RPI 51-100				RPI 101+				Team's RPI: 306
RPI	S	Opponent	Score	RPI	S	Opponent	Score	RPI	S	Opponent	Score	RPI	S	Opponent	Score	
								57	A	Oregon St.	41 98	116	A	BYU	54 75	
												139	A	Weber St.	57 75	
												160	H	Cal Poly	89 70	
												169	H	Idaho St.	58 70	
												192	A	Denver	53 72	
												196	A	Eastern Wash.	41 61	
												206	H	Seattle U	75 77	
												236	A	Pepperdine	44 71	
												238	H	New Mexico St.	72 82	
												241	A	CSU Bakersfield	58 63	
												259	A	UMKC	66 59	
												278	A	Grand Canyon	61 81	
												290	H	Utah St.	61 43	
												297	H	Cal St. Fullerton	36 73	
												301	H	Southern Utah	69 61	
												309	H	Air Force	59 56	
												311	A	Portland	64 71	
												321	H	UTRGV	69 60	
												345	A	Chicago St.	68 30	

LAST 12 Division I GAMES:																
206	H	Seattle U	75 77	241	A	CSU Bakersfield	58 63									
278	A	Grand Canyon	61 81	192	A	Denver	53 72									
238	H	New Mexico St.	72 82	297	H	Cal St. Fullerton	36 73									
321	H	UTRGV	69 60	160	H	Cal Poly	89 70									
345	A	Chicago St.	68 30	169	H	Idaho St.	58 70									
259	A	UMKC	66 59	290	H	Utah St.	61 43									

Non-Div I Games: Dixie St. 72 63 Antelope Valley 78 54

Utah Valley

Average RPI Win:	289	WON-LOST	WINNING	LAST 10	STRENGTH OF	OPP. STRENGTH	TEAM	ADJ.	CONF.	ADJ CONF.
Average RPI Loss:	168	RECORD	PCT. RANK	GAMES	SCHEDULE	OF SCHEDULE	RPI	RPI	RPI	RPI
DIV. I ONLY	5- 16	301	3- 7	273	219	308	308	12	12	
DIV. I NON-CONF.	3- 9	280	1- 2	283	293	315	315	10	10	

TOTALS	RPI 1-25	RPI 26-50	W-L RECORDS	RPI 51-100	RPI 101-999	RPI 201+				
5- 16	0- 0	0- 0	OVERALL	0- 5	5- 11	4- 7				
3- 6	0- 0	0- 0	HOME	0- 2	3- 4	2- 2				
1- 8	0- 0	0- 0	AWAY	0- 0	1- 0	1- 0				
1- 2	0- 0	0- 0	NEUTRAL	0- 2	1- 0	1- 0				
3- 9	0- 0	0- 0	NON-CONFERENCE	0- 3	3- 6	3- 4				
2- 2	0- 0	0- 0	HOME	0- 0	2- 2	2- 1				
0- 5	0- 0	0- 0	AWAY	0- 1	0- 4	0- 3				
1- 2	0- 0	0- 0	NEUTRAL	0- 2	1- 0	1- 0				
2- 7	0- 0	0- 0	CONFERENCE	0- 2	2- 5	1- 3				
1- 4	0- 0	0- 0	HOME	0- 2	1- 2	0- 1				
1- 3	0- 0	0- 0	AWAY	0- 0	1- 3	1- 2				
0- 0	0- 0	0- 0	NEUTRAL	0- 0	0- 0	0- 0				

RPI	S	Opponent	Score	RPI	S	Opponent	Score	RPI	S	Opponent	Score	RPI	S	Opponent	Score
RPI 1-25				RPI 26-50				RPI 51-100				RPI 101+			
51	A	Minnesota	63 108	53	H	Duquesne	51 70	61	N	Mercer	54 70	113	H	George Washington	39 61
66	H	Fordham	54 64	87	N	Penn	52 82	170	A	Radford	62 79	172	A	Saint Joseph's	41 79
								172	H	Saint Joseph's	56 54	215	H	Richmond	68 77
								224	H	Norfolk St.	52 66	225	A	La Salle	57 62
								232	A	UNCG	61 74	281	A	UNCW	67 83
								291	A	Massachusetts	75 79	293	H	Coppin St.	62 47
								310	H	Old Dominion	68 39	316	A	Georgia St.	56 61
								334	A	Rhode Island	61 49	335	N	Long Beach St.	69 59
Team's RPI: 308															

LAST 12 Division I GAMES:															
172	H	Saint Joseph's	56 54	53	H	Duquesne	51 70	113	H	George Washington	39 61	172	A	Saint Joseph's	41 79
215	H	Richmond	68 77	170	A	Radford	62 79	335	N	Long Beach St.	69 59	87	N	Penn	52 82
225	A	La Salle	57 62	87	N	Penn	52 82	123	H	Georgetown	59 71				
291	A	Massachusetts	75 79												
66	H	Fordham	54 64												
334	A	Rhode Island	61 49												

Non-Div I Games:

VCU

Average RPI Win:	322	WON-LOST	WINNING	LAST 10	STRENGTH OF	OPP. STRENGTH	TEAM	ADJ.	CONF.	ADJ CONF.
Average RPI Loss:	149	RECORD	PCT. RANK	GAMES	SCHEDULE	OF SCHEDULE	RPI	RPI	RPI	RPI
DIV. I ONLY	8- 11	223	3- 7	342	249	286	286	24	24	
DIV. I NON-CONF.	5- 4	146	2- 0	341	277	241	241	22	22	

TOTALS	RPI 1-25	RPI 26-50	W-L RECORDS	RPI 51-100	RPI 101-999	RPI 201+				
8- 11	0- 0	0- 1	OVERALL	0- 2	8- 8	8- 3				
6- 2	0- 0	0- 0	HOME	0- 0	6- 2	6- 2				
2- 9	0- 0	0- 0	AWAY	0- 0	2- 0	2- 0				
0- 0	0- 0	0- 0	NEUTRAL	0- 0	0- 0	0- 0				
5- 4	0- 0	0- 1	NON-CONFERENCE	0- 1	5- 2	5- 0				
3- 0	0- 0	0- 0	HOME	0- 0	3- 0	3- 0				
2- 4	0- 0	0- 1	AWAY	0- 1	2- 2	2- 0				
0- 0	0- 0	0- 0	NEUTRAL	0- 0	0- 0	0- 0				
3- 7	0- 0	0- 0	CONFERENCE	0- 1	3- 6	3- 3				
3- 2	0- 0	0- 0	HOME	0- 0	3- 2	3- 2				
0- 5	0- 0	0- 0	AWAY	0- 1	0- 4	0- 1				
0- 0	0- 0	0- 0	NEUTRAL	0- 0	0- 0	0- 0				

RPI 1-25				RPI 26-50				RPI 51-100				RPI 101+ Team's RPI: 286			
RPI	S	Opponent	Score	RPI	S	Opponent	Score	RPI	S	Opponent	Score	RPI	S	Opponent	Score
				37	A	Purdue	49 95	90	A	Drake	50 86	107	A	Liberty	40 61
								94	A	Miami (OH)	68 77	114	A	Missouri St.	60 83
												136	A	Southern Ill.	63 74
												167	A	UNI	56 77
												182	A	Bowling Green	77 90
												230	A	Bradley	58 69
												230	H	Bradley	69 88
												253	H	Indiana St.	54 67
												273	H	Illinois St.	56 50
												278	H	Grand Canyon	80 75
												317	H	Fort Wayne	68 50
												318	H	Loyola Chicago	76 60
												345	H	Chicago St.	71 60
												346	A	Eastern Ill.	76 67
												348	H	Evansville	101 59
												349	A	Longwood	81 68

LAST 12 Division I GAMES:															
				230	A	Bradley	58 69	230	H	Bradley	69 88				
				253	H	Indiana St.	54 67	273	H	Illinois St.	56 50				
				348	H	Evansville	101 59	167	A	UNI	56 77				
				136	A	Southern Ill.	63 74	90	A	Drake	50 86				
				114	A	Missouri St.	60 83	317	H	Fort Wayne	68 50				
				318	H	Loyola Chicago	76 60	346	A	Eastern Ill.	76 67				

Non-Div I Games: Ind.-Northwest 99 59 Ind.-Kokomo 81 47

Valparaiso

Average RPI Win:	134	WON-LOST	WINNING	LAST 10	STRENGTH OF	OPP. STRENGTH	TEAM	ADJ.	CONF.	ADJ CONF.
Average RPI Loss:	57	RECORD	PCT. RANK	GAMES	SCHEDULE	OF SCHEDULE	RPI	RPI	RPI	RPI
DIV. I ONLY	6- 17	292	3- 7	7	9	121	121	2	2	
DIV. I NON-CONF.	4- 10	267	1- 2	28	15	149	149	2	2	

TOTALS	RPI 1-25	RPI 26-50	W-L RECORDS	RPI 51-100	RPI 101-999	RPI 201+				
6- 17	0- 7	0- 4	OVERALL	2- 3	4- 3	1- 0				
3- 9	0- 5	0- 1	HOME	1- 1	2- 2	1- 0				
3- 6	0- 2	0- 2	AWAY	1- 2	2- 0	0- 0				
0- 2	0- 0	0- 1	NEUTRAL	0- 0	0- 1	0- 0				
4- 10	0- 2	0- 3	NON-CONFERENCE	1- 2	3- 3	1- 0				
2- 5	0- 1	0- 1	HOME	0- 1	2- 2	1- 0				
2- 3	0- 1	0- 1	AWAY	1- 1	1- 0	0- 0				
0- 2	0- 0	0- 1	NEUTRAL	0- 0	0- 1	0- 0				
2- 7	0- 5	0- 1	CONFERENCE	1- 1	1- 0	0- 0				
1- 4	0- 4	0- 0	HOME	1- 0	0- 0	0- 0				
1- 3	0- 1	0- 1	AWAY	0- 1	1- 0	0- 0				
0- 0	0- 0	0- 0	NEUTRAL	0- 0	0- 0	0- 0				

RPI 1-25				RPI 26-50				RPI 51-100				RPI 101+ Team's RPI: 121			
RPI	S	Opponent	Score	RPI	S	Opponent	Score	RPI	S	Opponent	Score	RPI	S	Opponent	Score
4	A	Louisville	57 79	27	A	LSU	65 85	68	H	Belmont	74 111	113	A	George Washington	69 59
8	A	Tennessee	73 86	30	A	Central Mich.	75 92	86	A	Alabama	75 77	117	H	Iowa St.	77 74
13	H	NC State	72 83	35	N	Syracuse	78 84	89	A	Saint Louis	74 69	124	A	Ole Miss	75 72
15	H	Texas A&M	67 91	39	H	Ball St.	79 88	98	H	Kentucky	70 55	130	H	Middle Tenn.	54 65
16	H	Missouri	70 81					99	A	Tulane	59 71	174	H	Memphis	60 71
19	H	Georgia	52 81									184	N	Wisconsin	71 73
21	H	South Carolina	82 95									261	H	Lipscomb	92 82

LAST 12 Division I GAMES:															
124	A	Ole Miss	75 72	8	A	Tennessee	73 86								
15	H	Texas A&M	67 91	19	H	Georgia	52 81								
86	A	Alabama	75 77	27	A	LSU	65 85								
21	H	South Carolina	82 95	261	H	Lipscomb	92 82								
98	H	Kentucky	70 55	68	H	Belmont	74 111								
16	H	Missouri	70 81	13	H	NC State	72 83								

Non-Div I Games:

Vanderbilt

RPI 1-25				RPI 26-50				RPI 51-100				RPI 101+				Team's RPI: 313	
RPI	S	Opponent	Score	RPI	S	Opponent	Score	RPI	S	Opponent	Score	RPI	S	Opponent	Score		
								60	A	Mi ami (FL)	49	73	112	A	Dartmouth	56	66
								65	A	Al bany (NY)	55	67	151	H	Northeastern	66	71
								67	H	Ameri can	62	64	157	H	Hartford	53	47
								79	A	Mai ne	55	64	158	H	New Hampshi re	49	52
								83	H	James Madi son	56	68	164	H	Bi nghamton	48	62
													189	H	Col umbi a	66	73
													201	A	Stony Brook	57	80
													204	H	Boston U.	41	57
													239	A	Holy Cross	53	64
													260	H	Howard	88	65
													276	A	Rider	49	64
													288	A	FIU	70	80
													298	H	Central Conn. St.	62	48
													330	A	UMBC	72	58
													330	H	UMBC	51	52
													347	H	UMass Lowell	63	55
LAST 12 Division I GAMES:																	
				330	H	UMBC	51	52	201	A	Stony Brook	57	80				
				164	H	Bi nghamton	48	62	330	A	UMBC	72	58				
				65	A	Al bany (NY)	55	67	347	H	UMass Lowell	63	55				
				157	H	Hartford	53	47	288	A	FIU	70	80				
				158	H	New Hampshi re	49	52	298	H	Central Conn. St.	62	48				
				79	A	Mai ne	55	64	151	H	Northeastern	66	71				

Non-Div I Games:	Norwich	75	31
------------------	---------	----	----

Average RPI Win:	134	WON-LOST	WINNING	LAST 10	STRENGTH OF	OPP. STRENGTH	TEAM	ADJ.	CONF.	ADJ CONF.
Average RPI Loss:	63	RECORD	PCT. RANK	GAMES	SCHEDULE	OF SCHEDULE	RPI	RPI	RPI	RPI
DIV. I ONLY	18- 5	32	7- 3	41	65	26	26	6	6	
DIV. I NON-CONF.	10- 1	15	0- 1	20	146	9	9	6	6	

TOTALS	RPI 1-25	RPI 26-50	W-L RECORDS	RPI 51-100	RPI 101-999	RPI 201+				
18- 5	2- 1	1- 1	OVERALL	4- 3	11- 0	4- 0				
5- 3	2- 1	0- 0	HOME	0- 2	3- 0	1- 0				
10- 2	0- 0	1- 1	AWAY	2- 1	7- 0	3- 0				
3- 0	0- 0	0- 0	NEUTRAL	2- 0	1- 0	0- 0				
10- 1	1- 0	1- 0	NON-CONFERENCE	2- 1	6- 0	2- 0				
2- 1	1- 0	0- 0	HOME	0- 1	1- 0	0- 0				
5- 0	0- 0	1- 0	AWAY	0- 0	4- 0	2- 0				
3- 0	0- 0	0- 0	NEUTRAL	2- 0	1- 0	0- 0				
8- 4	1- 1	0- 1	CONFERENCE	2- 2	5- 0	2- 0				
3- 2	1- 1	0- 0	HOME	0- 1	2- 0	1- 0				
5- 2	0- 0	0- 1	AWAY	2- 1	3- 0	1- 0				
0- 0	0- 0	0- 0	NEUTRAL	0- 0	0- 0	0- 0				

RPI 1-25				RPI 26-50				RPI 51-100				RPI 101+			
RPI	S	Opponent	Score	RPI	S	Opponent	Score	RPI	S	Opponent	Score	RPI	S	Opponent	Score
14	H	Duke	64 55	46	A	Princeton	62 59	59	A	St. John's (NY)	64 70	123	A	Georgetown	60 58
23	H	DePaul	84 58	49	A	Creighton	54 69	67	N	American	65 60	123	H	Georgetown	68 67
24	H	Marquette	57 67					83	N	James Madison	60 57	156	N	Lehigh	62 42
								87	H	Penn	77 79	157	A	Hartford	71 53
								95	A	Butler	69 67	172	H	Saint Joseph's	79 44
								95	H	Butler	53 76	173	A	Temple	69 65
								100	A	Seton Hall	67 59	191	A	Providence	63 55
												202	A	Xavier	89 50
												202	H	Xavier	75 57
												225	A	La Salle	76 49
												257	A	Fairfield	73 44

LAST 12 Division I GAMES:															
123	H	Georgetown	68 67	59	A	St. John's (NY)	64 70	100	A	Seton Hall	67 59	123	A	Georgetown	60 58
95	A	Butler	69 67									202	H	Xavier	75 57
202	A	Xavier	89 50									95	H	Butler	53 76
24	H	Marquette	57 67									191	A	Providence	63 55
23	H	DePaul	84 58												
87	H	Penn	77 79												

Non-Div I Games:

Villanova

Average RPI Win:	128	WON-LOST	WINNING	LAST 10	STRENGTH OF	OPP. STRENGTH	TEAM	ADJ.	CONF.	ADJ CONF.
Average RPI Loss:	22	RECORD	PCT. RANK	GAMES	SCHEDULE	OF SCHEDULE	RPI	RPI	RPI	RPI
DIV. I ONLY	15- 8	83	8- 2	10	12	29	29	1	1	
DIV. I NON-CONF.	7- 6	165	2- 0	12	19	73	73	1	1	

TOTALS	RPI 1-25	RPI 26-50	W-L RECORDS	RPI 51-100	RPI 101-999	RPI 201+				
15- 8	1- 6	1- 1	OVERALL	6- 1	7- 0	3- 0				
10- 4	0- 3	1- 0	HOME	3- 1	6- 0	3- 0				
3- 4	1- 3	0- 1	AWAY	1- 0	1- 0	0- 0				
2- 0	0- 0	0- 0	NEUTRAL	2- 0	0- 0	0- 0				
7- 6	0- 4	0- 1	NON-CONFERENCE	3- 1	4- 0	3- 0				
5- 3	0- 2	0- 0	HOME	1- 1	4- 0	3- 0				
0- 3	0- 2	0- 1	AWAY	0- 0	0- 0	0- 0				
2- 0	0- 0	0- 0	NEUTRAL	2- 0	0- 0	0- 0				
8- 2	1- 2	1- 0	CONFERENCE	3- 0	3- 0	0- 0				
5- 1	0- 1	1- 0	HOME	2- 0	2- 0	0- 0				
3- 1	1- 1	0- 0	AWAY	1- 0	1- 0	0- 0				
0- 0	0- 0	0- 0	NEUTRAL	0- 0	0- 0	0- 0				

RPI 1-25				RPI 26-50				RPI 51-100				RPI 101+			
RPI	S	Opponent	Score	RPI	S	Opponent	Score	RPI	S	Opponent	Score	RPI	S	Opponent	Score
3	A	Mississippi St.	53 68	35	H	Syracuse	68 63	53	H	Duquesne	63 74	134	H	Clemson	70 41
4	H	Louisville	41 77	40	A	Dayton	46 61	63	H	Virginia Tech	61 52	142	H	Pittsburgh	62 50
13	A	NC State	73 63					69	N	Indiana	82 72	186	H	Hampton	66 62
14	A	Duke	48 55					71	A	Georgia Tech	62 56	199	A	Boston College	68 57
17	A	Rutgers	43 52					74	H	Harvard	50 48	232	H	UNCG	68 50
19	H	Georgia	61 64					75	N	Ohio	77 59	245	H	Manhattan	69 47
22	H	Maryland	59 60					84	H	North Carolina	82 70	298	H	Central Conn. St.	103 59

Team's RPI: 29															
LAST 12 Division I GAMES:															
4	H	Louisville	41 77	134	H	Clemson	70 41	13	A	NC State	73 63	35	H	Syracuse	68 63
71	A	Georgia Tech	62 56	142	H	Pittsburgh	62 50	245	H	Manhattan	69 47	69	N	Indiana	82 72
84	H	North Carolina	82 70	298	H	Central Conn. St.	103 59								
63	H	Virginia Tech	61 52												
14	A	Duke	48 55												
199	A	Boston College	68 57												

Non-Div I Games:

Virginia

Average RPI		Win: 165	WON-LOST RECORD	WINNING PCT. RANK	LAST 10 GAMES	STRENGTH OF SCHEDULE	OPP. STRENGTH OF SCHEDULE	TEAM RPI	ADJ. RPI	CONF. RPI	ADJ. CONF. RPI
Loss: 33			15- 8	83	4- 6	42	45	63	63	1	1
DIV. I ONLY											
DIV. I NON-CONF.			11- 2	22	2- 0	161	148	49	49	1	1
TOTALS		RPI 1-25		RPI 26-50		W-L RECORDS	RPI 51-100	RPI 101-999		RPI 201+	
15- 8	0- 4			3- 2		OVERALL	2- 2	10- 0		4- 0	
10- 3	0- 2			1- 0		HOME	1- 1	8- 0		3- 0	
4- 3	0- 2			1- 1		AWAY	1- 0	2- 0		1- 0	
1- 2	0- 0			1- 1		NEUTRAL	0- 1	0- 0		0- 0	
11- 2	0- 0			2- 1		NON-CONFERENCE	1- 1	8- 0		4- 0	
7- 0	0- 0			1- 0		HOME	0- 0	6- 0		3- 0	
3- 0	0- 0			0- 0		AWAY	1- 0	2- 0		1- 0	
1- 2	0- 0			1- 1		NEUTRAL	0- 1	0- 0		0- 0	
4- 6	0- 4			1- 1		CONFERENCE	1- 1	2- 0		0- 0	
3- 3	0- 2			0- 0		HOME	1- 1	2- 0		0- 0	
1- 3	0- 2			1- 1		AWAY	0- 0	0- 0		0- 0	
0- 0	0- 0			0- 0		NEUTRAL	0- 0	0- 0		0- 0	

RPI 1-25				RPI 26-50				RPI 51-100				RPI 101+			
RPI	S	Opponent	Score	RPI	S	Opponent	Score	RPI	S	Opponent	Score	RPI	S	Opponent	Score
4	A	Louisville	56 67	29	A	Virginia	52 61	60	H	Miami (FL)	78 82	106	H	Auburn	72 63
6	A	Florida St.	62 107	35	A	Syracuse	73 64	71	H	Georgia Tech	68 62	142	H	Pittsburgh	89 66
13	H	NC State	51 68	44	N	West Virginia	61 79	92	A	Chattanooga	64 44	147	H	High Point	86 63
14	H	Duke	75 86	48	H	UCF	86 69	95	N	Butler	77 79	170	H	Radford	68 42
				50	N	Drexel	79 67					195	A	Illinois	96 49
												199	H	Boston College	89 58
												295	A	Monmouth	84 34
												296	H	USC Upstate	87 56
												300	H	UMES	90 52
												325	H	Wagner	99 32
LAST 12 Division I GAMES:															
35	A	Syracuse	73 64	142	H	Pittsburgh	89 66								
60	H	Miami (FL)	78 82	4	A	Louisville	56 67								
71	H	Georgia Tech	68 62	199	H	Boston College	89 58								
29	A	Virginia	52 61	13	H	NC State	51 68								
14	H	Duke	75 86	147	H	High Point	86 63								
6	A	Florida St.	62 107	295	A	Monmouth	84 34								

Non-Div I Games:

Virginia Tech

Average RPI Win:	306	WON-LOST	WINNING	LAST 10	STRENGTH OF	OPP. STRENGTH	TEAM	ADJ.	CONF.	ADJ CONF.
Average RPI Loss:	191	RECORD	PCT. RANK	GAMES	SCHEDULE	OF SCHEDULE	RPI	RPI	RPI	RPI
DIV. I ONLY	3- 17	319	2- 8	227	321	325	325	29	29	
DIV. I NON-CONF.	1- 9	318	0- 2	132	255	300	300	29	29	

TOTALS	RPI 1-25	RPI 26-50	W-L RECORDS	RPI 51-100	RPI 101-999	RPI 201+				
3- 17	0- 0	0- 1	OVERALL	0- 3	3- 13	3- 8				
2- 6	0- 0	0- 1	HOME	0- 0	2- 5	2- 2				
1- 11	0- 0	0- 0	AWAY	0- 3	1- 8	1- 6				
0- 0	0- 0	0- 0	NEUTRAL	0- 0	0- 0	0- 0				
1- 9	0- 0	0- 1	NON-CONFERENCE	0- 3	1- 5	1- 2				
1- 2	0- 0	0- 1	HOME	0- 0	1- 1	1- 0				
0- 7	0- 0	0- 0	AWAY	0- 3	0- 4	0- 2				
0- 0	0- 0	0- 0	NEUTRAL	0- 0	0- 0	0- 0				
2- 8	0- 0	0- 0	CONFERENCE	0- 0	2- 8	2- 6				
1- 4	0- 0	0- 0	HOME	0- 0	1- 4	1- 2				
1- 4	0- 0	0- 0	AWAY	0- 0	1- 4	1- 4				
0- 0	0- 0	0- 0	NEUTRAL	0- 0	0- 0	0- 0				

W
a
g
n
e
rW
a
g
n
e
r

RPI 1-25				RPI 26-50				RPI 51-100				RPI 101+ Team's RPI: 325			
RPI	S	Opponent	Score	RPI	S	Opponent	Score	RPI	S	Opponent	Score	RPI	S	Opponent	Score
				46	H	Princeton	37 58	63	A	Virginia Tech	32 99	131	H	Saint Francis (PA)	76 79
								65	A	Albany (NY)	44 89	148	H	Robert Morris	52 58
								83	A	James Madison	45 68	158	H	New Hampshire	53 65
												173	A	Temple	36 70
												201	A	Stony Brook	50 69
												243	A	Lafayette	52 70
												258	H	Fairleigh Dickinson	64 74
												264	A	LIU Brooklyn	69 74
												267	A	Towson	42 64
												275	A	Mt. St. Mary's	56 79
												280	H	Sacred Heart	55 72
												282	A	Bryant	75 66
												287	A	St. Francis Brooklyn	76 80
												287	H	St. Francis Brooklyn	50 47
												298	A	Central Conn. St.	56 59
												349	H	Longwood	60 43
LAST 12 Division I GAMES:															
				287	H	St. Francis Brooklyn	50 47	280	H	Sacred Heart	55 72				
				275	A	Mt. St. Mary's	56 79	258	H	Fairleigh Dickinson	64 74				
				131	H	Saint Francis (PA)	76 79	298	A	Central Conn. St.	56 59				
				148	H	Robert Morris	52 58	282	A	Bryant	75 66				
				287	A	St. Francis Brooklyn	76 80	243	A	Lafayette	52 70				
				264	A	LIU Brooklyn	69 74	46	H	Princeton	37 58				

Non-Div I Games: Staten Island 63 58

Wagner

Average RPI	Win:	196	WON-LOST	WINNING	LAST 10	STRENGTH OF	OPP. STRENGTH	TEAM	ADJ.	CONF.	ADJ CONF.
Average RPI	Loss:	55	RECORD	PCT. RANK	GAMES	SCHEDULE	OF SCHEDULE	RPI	RPI	RPI	RPI
DIV. I ONLY		11- 12	187	3- 7	51	32	102	102	1	1	
DIV. I NON-CONF.		8- 5	111	2- 0	211	121	130	130	1	1	

TOTALS	RPI 1-25		RPI 26-50		W-L RECORDS	RPI 51-100		RPI 101-999		RPI 201+	
11- 12	0- 6		0- 0		OVERALL	2- 5		9- 1		6- 1	
5- 6	0- 4		0- 0		HOME	1- 2		4- 0		3- 0	
6- 4	0- 2		0- 0		AWAY	1- 2		5- 0		3- 0	
0- 2	0- 0		0- 0		NEUTRAL	0- 1		0- 1		0- 1	
8- 5	0- 1		0- 0		NON-CONFERENCE	1- 3		7- 1		6- 1	
5- 1	0- 0		0- 0		HOME	1- 1		4- 0		3- 0	
3- 2	0- 1		0- 0		AWAY	0- 1		3- 0		3- 0	
0- 2	0- 0		0- 0		NEUTRAL	0- 1		0- 1		0- 1	
3- 7	0- 5		0- 0		CONFERENCE	1- 2		2- 0		0- 0	
0- 5	0- 4		0- 0		HOME	0- 1		0- 0		0- 0	
3- 2	0- 1		0- 0		AWAY	1- 1		2- 0		0- 0	
0- 0	0- 0		0- 0		NEUTRAL	0- 0		0- 0		0- 0	

RPI	S	Opponent	Score
2	H	Notre Dame	73 96
4	A	Louisville	52 89
6	H	Florida St.	79 81
13	H	NC State	68 82
14	H	Duke	67 80
17	A	Rutgers	51 65

RPI	S	Opponent	Score
-----	---	----------	-------

RPI	S	Opponent	Score
51	N	Minnesota	81 93
60	A	Miami (FL)	61 50
71	A	Georgia Tech	67 79
73	H	Elon	53 51
82	A	Penn St.	58 68
84	H	North Carolina	76 79
100	H	Seton Hall	57 67

RPI	S	Opponent	Score	Team's RPI: 102
142	A	Pittsburgh	58 49	
181	H	Charlotte	71 69	
199	A	Boston College	67 59	
202	A	Xavier	62 57	
210	N	Hofstra	66 69	
215	A	Richmond	85 81	
248	H	Texas Southern	73 56	
262	A	Col. of Charleston	77 40	
269	H	Appalachian St.	78 49	
300	H	UMES	92 50	

LAST 12 Division I GAMES:

199	A	Boston College	67 59	14	H	Duke	67 80
4	A	Louisville	52 89	60	A	Miami (FL)	61 50
13	H	NC State	68 82	142	A	Pittsburgh	58 49
71	A	Georgia Tech	67 79	2	H	Notre Dame	73 96
6	H	Florida St.	79 81	262	A	Col. of Charleston	77 40
84	H	North Carolina	76 79	181	H	Charlotte	71 69

Non-Div I Games:

Wake Forest

Loss,
Non-Conf,
S Site,
H Home
A Away
N Neutral

Average RPI Win:	172	WON-LOST	WINNING	LAST 10	STRENGTH OF	OPP. STRENGTH	TEAM	ADJ.	CONF.	ADJ CONF.
Average RPI Loss:	65	RECORD	PCT. RANK	GAMES	SCHEDULE	OF SCHEDULE	RPI	RPI	RPI	RPI
DIV. I ONLY	7- 15	269	1- 9	27	29	141	141	4	4	
DIV. I NON-CONF.	6- 5	153	1- 0	67	106	106	106	3	3	

TOTALS	RPI 1-25	RPI 26-50	W-L RECORDS	RPI 51-100	RPI 101-999	RPI 201+				
7- 15	0- 5	1- 3	OVERALL	1- 4	5- 3	3- 0				
5- 5	0- 1	0- 1	HOME	1- 1	4- 2	3- 0				
1- 8	0- 3	0- 2	AWAY	0- 2	1- 1	0- 0				
1- 2	0- 1	1- 0	NEUTRAL	0- 1	0- 0	0- 0				
6- 5	0- 2	1- 0	NON-CONFERENCE	0- 1	5- 2	3- 0				
4- 1	0- 0	0- 0	HOME	0- 0	4- 1	3- 0				
1- 2	0- 1	0- 0	AWAY	0- 0	1- 1	0- 0				
1- 2	0- 1	1- 0	NEUTRAL	0- 1	0- 0	0- 0				
1- 10	0- 3	0- 3	CONFERENCE	1- 3	0- 1	0- 0				
1- 4	0- 1	0- 1	HOME	1- 1	0- 1	0- 0				
0- 6	0- 2	0- 2	AWAY	0- 2	0- 0	0- 0				
0- 0	0- 0	0- 0	NEUTRAL	0- 0	0- 0	0- 0				

RPI 1-25				RPI 26-50				RPI 51-100				RPI 101+ Team's RPI: 141			
RPI	S	Opponent	Score	RPI	S	Opponent	Score	RPI	S	Opponent	Score	RPI	S	Opponent	Score
5	A	Oregon	83 94	33	A	Arizona St.	41 61	57	A	Oregon St.	63 75	116	H	BYU	80 72
7	A	Ohio St.	76 85	36	A	Cal i forn i a	60 69	81	A	Washing ton St.	75 78	127	H	Col orado	61 66
10	H	UCLA	69 86	47	H	Southern Cal i forn i a	61 72	81	H	Washing ton St.	56 49	161	A	Idaho	81 69
11	N	Texas	68 92	49	N	Creighton	67 64	84	N	North Carolina	78 90	169	H	Idaho St.	59 79
20	A	Stanford	45 71					91	H	Utah	65 74	193	A	Boi se St.	62 85
												206	H	Seattle U	84 76
												278	H	Grand Canyon	79 65
												311	H	Portland	93 67
LAST 12 Division I GAMES:															
				33	A	Arizona St.	41 61	36	A	Cal i forn i a	60 69				
				47	H	Southern Cal i forn i a	61 72	127	H	Col orado	61 66				
				10	H	UCLA	69 86	91	H	Utah	65 74				
				81	H	Washington St.	56 49	5	A	Oregon	83 94				
				81	A	Washington St.	75 78	57	A	Oregon St.	63 75				
				20	A	Stanford	45 71	206	H	Seattle U	84 76				

Average RPI	Win: 138	WON-LOST	WINNING	LAST 10	STRENGTH OF	OPP. STRENGTH	TEAM	ADJ.	CONF.	ADJ CONF.
Average RPI	Loss: 56	RECORD	PCT. RANK	GAMES	SCHEDULE	OF SCHEDULE	RPI	RPI	RPI	RPI
DIV. I ONLY	10- 13	215	3- 7	16	42	81	81	4	4	
DIV. I NON-CONF.	7- 5	132	1- 0	7	81	30	30	3	3	

TOTALS	RPI 1-25	RPI 26-50	W-L RECORDS	RPI 51-100	RPI 101-999	RPI 201+				
10- 13	1- 3	0- 4	OVERALL	2- 5	7- 1	1- 0				
4- 5	0- 1	0- 2	HOME	1- 2	3- 0	0- 0				
4- 7	0- 2	0- 1	AWAY	1- 3	3- 1	1- 0				
2- 1	1- 0	0- 1	NEUTRAL	0- 0	1- 0	0- 0				
7- 5	1- 0	0- 2	NON-CONFERENCE	2- 3	4- 0	0- 0				
2- 2	0- 0	0- 1	HOME	1- 1	1- 0	0- 0				
3- 2	0- 0	0- 0	AWAY	1- 2	2- 0	0- 0				
2- 1	1- 0	0- 1	NEUTRAL	0- 0	1- 0	0- 0				
3- 8	0- 3	0- 2	CONFERENCE	0- 2	3- 1	1- 0				
2- 3	0- 1	0- 1	HOME	0- 1	2- 0	0- 0				
1- 5	0- 2	0- 1	AWAY	0- 1	1- 1	1- 0				
0- 0	0- 0	0- 0	NEUTRAL	0- 0	0- 0	0- 0				

RPI 1-25				RPI 26-50				RPI 51-100				Team's RPI: 81				RPI 101+			
RPI	S	Opponent	Score	RPI	S	Opponent	Score	RPI	S	Opponent	Score	RPI	S	Opponent	Score	RPI	S	Opponent	Score
5	A	Oregon	56 89	28	N	South Fla.	45 82	54	A	Nebraska	73 61	127	H	Colorado	89 75				
10	H	UCLA	71 79	36	A	Cal i forn i a	60 66	57	A	Oregon St.	53 71	140	N	ETSU	80 76				
17	N	Rutgers	63 60	41	H	Gonzaga	56 64	70	A	UC Davi s	76 91	141	A	Washi ngton	49 56				
20	A	Stanford	57 70	47	H	Southern Cal i forn i a	72 73	78	A	Saint Mary' s (CA)	75 81	141	H	Washi ngton	78 75				
								89	H	Sai nt Loui s	85 63	166	A	San Franci sco	74 70				
								91	H	Utah	79 81	169	H	Idaho St.	72 55				
								98	H	Kentucky	68 73	193	A	Boi se St.	61 53				
												283	A	Ari zona	78 60				
LAST 12 Division I GAMES:																			
283	A	Ari zona	78 60	20	A	Stanford	57 70	91	H	Utah	79 81	127	H	Colorado	89 75				
10	H	UCLA	71 79	57	A	Oregon St.	53 71	5	A	Oregon	56 89	54	A	Nebraska	73 61				
47	H	Southern Cal i forn i a	72 73	70	A	UC Davis	76 91												
141	A	Washi ngton	49 56																
141	H	Washi ngton	78 75																
36	A	Cal i forn i a	60 66																

Non-Div I Games:

Washington St.

Average RPI Win:	243	WON-LOST	WINNING	LAST 10	STRENGTH OF	OPP. STRENGTH	TEAM	ADJ.	CONF.	ADJ CONF.
Average RPI Loss:	144	RECORD	PCT. RANK	GAMES	SCHEDULE	OF SCHEDULE	RPI	RPI	RPI	RPI
DIV. I ONLY	14- 5	58	8- 2	332	132	139	139	19	19	
DIV. I NON-CONF.	6- 3	87	1- 1	308	135	165	165	15	15	

TOTALS	RPI 1-25	RPI 26-50	W-L RECORDS	RPI 51-100	RPI 101-999	RPI 201+				
14- 5	0- 1	1- 0	OVERALL	0- 1	13- 3	9- 1				
9- 1	0- 0	1- 0	HOME	0- 1	8- 0	6- 0				
5- 4	0- 1	0- 0	AWAY	0- 0	5- 3	3- 1				
0- 0	0- 0	0- 0	NEUTRAL	0- 0	0- 0	0- 0				
6- 3	0- 1	0- 0	NON-CONFERENCE	0- 1	6- 1	5- 0				
4- 1	0- 0	0- 0	HOME	0- 1	4- 0	4- 0				
2- 2	0- 1	0- 0	AWAY	0- 0	2- 1	1- 0				
0- 0	0- 0	0- 0	NEUTRAL	0- 0	0- 0	0- 0				
8- 2	0- 0	1- 0	CONFERENCE	0- 0	7- 2	4- 1				
5- 0	0- 0	1- 0	HOME	0- 0	4- 0	2- 0				
3- 2	0- 0	0- 0	AWAY	0- 0	3- 2	2- 1				
0- 0	0- 0	0- 0	NEUTRAL	0- 0	0- 0	0- 0				

RPI 1-25				RPI 26-50				RPI 51-100				RPI 101+				Team's RPI: 139
RPI	S	Opponent	Score	RPI	S	Opponent	Score	RPI	S	Opponent	Score	RPI	S	Opponent	Score	
5	A	Oregon	87 114	34	H	Northern Colo.	82 73	91	H	Utah	58 85	146	A	Fresno St.	78 81	
												154	A	Portland St.	64 77	
												163	H	North Dakota	80 69	
												169	A	Idaho St.	76 70	
												169	H	Idaho St.	84 73	
												185	A	CSUN	64 61	
												236	H	Pepperdine	71 61	
												284	A	Sacramento St.	78 56	
												301	A	Southern Utah	77 64	
												301	H	Southern Utah	65 50	
												303	H	Incarnate Word	79 55	
												306	H	Utah Valley	75 57	
												309	H	Air Force	62 52	
												311	A	Portland	91 70	
												324	A	Northern Ari z.	75 76	
												324	H	Northern Ari z.	77 63	

LAST 12 Division I GAMES:																
324	H	Northern Ari z.	77 63	34	H	Northern Colo.	82 73	301	A	Southern Utah	77 64	324	A	Northern Ari z.	75 76	
301	H	Southern Utah	65 50					169	A	Idaho St.	76 70	146	A	Fresno St.	78 81	
169	H	Idaho St.	84 73					311	A	Portland	91 70					
154	A	Portland St.	64 77													
284	A	Sacramento St.	78 56													
163	H	North Dakota	80 69													

Non-Div I Games: Westminster (UT) 64 58 Antelope Valley 80 70

Weber St.

Average RPI Win:	163	WON-LOST	WINNING	LAST 10	STRENGTH OF	OPP. STRENGTH	TEAM	ADJ.	CONF.	ADJ CONF.
Average RPI Loss:	42	RECORD	PCT. RANK	GAMES	SCHEDULE	OF SCHEDULE	RPI	RPI	RPI	RPI
DIV. I ONLY	17- 6	49	4- 6	63	55	44	44	5	5	
DIV. I NON-CONF.	12- 0	1	1- 0	164	142	21	21	5	5	

TOTALS	RPI 1-25	RPI 26-50	W-L RECORDS	RPI 51-100	RPI 101-999	RPI 201+				
17- 6	1- 2	1- 1	OVERALL	3- 3	12- 0	7- 0				
9- 3	0- 1	0- 0	HOME	0- 2	9- 0	7- 0				
4- 3	1- 1	0- 1	AWAY	1- 1	2- 0	0- 0				
4- 0	0- 0	1- 0	NEUTRAL	2- 0	1- 0	0- 0				
12- 0	1- 0	1- 0	NON-CONFERENCE	2- 0	8- 0	6- 0				
7- 0	0- 0	0- 0	HOME	0- 0	7- 0	6- 0				
1- 0	1- 0	0- 0	AWAY	0- 0	0- 0	0- 0				
4- 0	0- 0	1- 0	NEUTRAL	2- 0	1- 0	0- 0				
5- 6	0- 2	0- 1	CONFERENCE	1- 3	4- 0	1- 0				
2- 3	0- 1	0- 0	HOME	0- 2	2- 0	1- 0				
3- 3	0- 1	0- 1	AWAY	1- 1	2- 0	0- 0				
0- 0	0- 0	0- 0	NEUTRAL	0- 0	0- 0	0- 0				

RPI 1-25				RPI 26-50				Team's RPI: 44				RPI 51-100				RPI 101+			
RPI	S	Opponent	Score	RPI	S	Opponent	Score	RPI	S	Opponent	Score	RPI	S	Opponent	Score	RPI	S	Opponent	Score
9	H	Bayl or	72 83	31	A	Okl ahoma	57 76	55	A	TCU	87 82	117	A	Iowa St.	69 59				
11	A	Texas	58 79	50	N	Drexel	75 42	55	H	TCU	74 76	117	H	Iowa St.	57 49				
15	A	Texas A&M	70 56					58	A	Oklahoma St.	73 79	137	A	Kansas	74 54				
								63	N	Virginia Tech	79 61	142	H	Pittsburgh	73 52				
								88	H	Kansas St.	52 60	170	N	Radford	75 55				
								95	N	Butler	75 68	216	H	Morehead St.	66 56				
												222	H	Texas Tech	82 52				
												237	H	North Florida	87 59				
												263	H	Morgan St.	84 41				
												284	H	Sacramento St.	101 47				
												293	H	Coppin St.	101 43				
												298	H	Central Conn. St.	102 52				
LAST 12 Division I GAMES:																			
31	A	Oklahoma	57 76	137	A	Kansas	74 54												
9	H	Bayl or	72 83	117	H	Iowa St.	57 49												
222	H	Texas Tech	82 52	88	H	Kansas St.	52 60												
117	A	Iowa St.	69 59	11	A	Texas	58 79												
58	A	Oklahoma St.	73 79	55	A	TCU	87 82												
55	H	TCU	74 76	216	H	Morehead St.	66 56												

Non-Div I Games:

West Virginia

Average RPI Win:	208	WON-LOST	WINNING	LAST 10	STRENGTH OF	OPP. STRENGTH	TEAM	ADJ.	CONF.	ADJ CONF.
Average RPI Loss:	180	RECORD	PCT. RANK	GAMES	SCHEDULE	OF SCHEDULE	RPI	RPI	RPI	RPI
DIV. I ONLY	2- 20	339	0- 9	142	278	322	322	17	17	
DIV. I NON-CONF.	2- 11	305	0- 1	179	338	316	316	16	16	

TOTALS	RPI 1-25	RPI 26-50	W-L RECORDS	RPI 51-100	RPI 101-999	RPI 201+				
2- 20	0- 2	0- 0	OVERALL	0- 3	2- 15	1- 9				
2- 8	0- 0	0- 0	HOME	0- 1	2- 7	1- 4				
0- 12	0- 2	0- 0	AWAY	0- 2	0- 8	0- 5				
0- 0	0- 0	0- 0	NEUTRAL	0- 0	0- 0	0- 0				
2- 11	0- 2	0- 0	NON-CONFERENCE	0- 0	2- 9	1- 7				
2- 3	0- 0	0- 0	HOME	0- 0	2- 3	1- 2				
0- 8	0- 2	0- 0	AWAY	0- 0	0- 6	0- 5				
0- 0	0- 0	0- 0	NEUTRAL	0- 0	0- 0	0- 0				
0- 9	0- 0	0- 0	CONFERENCE	0- 3	0- 6	0- 2				
0- 5	0- 0	0- 0	HOME	0- 1	0- 4	0- 2				
0- 4	0- 0	0- 0	AWAY	0- 2	0- 2	0- 0				
0- 0	0- 0	0- 0	NEUTRAL	0- 0	0- 0	0- 0				

RPI 1-25				RPI 26-50				RPI 51-100				RPI 101+ Team's RPI: 322			
RPI	S	Opponent	Score	RPI	S	Opponent	Score	RPI	S	Opponent	Score	RPI	S	Opponent	Score
19	A	Georgia	50 76					61	A	Mercer	50 72	140	A	ETSU	50 66
21	A	South Carolina	43 101					92	A	Chattanooga	32 47	140	H	ETSU	46 76
								92	H	Chattanooga	41 58	147	A	High Point	69 75
												153	H	Davidson	57 70
												168	A	Samford	54 62
												170	H	Radford	39 27
												187	H	Furman	59 68
												212	A	UT Martin	54 62
												217	A	Gardner-Webb	67 70
												223	A	N. C. A&T	59 68
												232	H	UNCG	67 88
												242	A	Campbell	51 58
												246	H	UNC Asheville	62 52
												272	H	Wofford	48 54
												307	H	Eastern Ky.	59 62
												327	A	South Carolina St.	45 75
												340	H	Florida A&M	63 80

LAST 12 Division I GAMES:															
140	H	ETSU	46 76	187	H	Furman	59 68								
92	H	Chattanooga	41 58	92	A	Chattanooga	32 47								
232	H	UNCG	67 88	140	A	ETSU	50 66								
61	A	Mercer	50 72	217	A	Gardner-Webb	67 70								
168	A	Samford	54 62	147	A	High Point	69 75								
272	H	Wofford	48 54	223	A	N. C. A&T	59 68								

Non-Div I Games: Warren Wilson 114 54 Brevard 79 34

Western Caro.

Average RPI Win:	234	WON-LOST	WINNING	LAST 10	STRENGTH OF	OPP. STRENGTH	TEAM	ADJ.	CONF.	ADJ CONF.
Average RPI Loss:	101	RECORD	PCT. RANK	GAMES	SCHEDULE	OF SCHEDULE	RPI	RPI	RPI	RPI
DIV. I ONLY	15- 7	73	7- 3	226	185	105	105	14	14	
DIV. I NON-CONF.	8- 4	87	0- 2	287	167	125	125	17	17	

TOTALS	RPI 1-25	RPI 26-50	W-L RECORDS	RPI 51-100	RPI 101-999	RPI 201+				
15- 7	1- 0	0- 2	OVERALL	0- 2	14- 3	11- 1				
7- 2	0- 0	0- 0	HOME	0- 1	7- 1	6- 0				
8- 5	1- 0	0- 2	AWAY	0- 1	7- 2	5- 1				
0- 0	0- 0	0- 0	NEUTRAL	0- 0	0- 0	0- 0				
8- 4	1- 0	0- 1	NON-CONFERENCE	0- 0	7- 3	5- 1				
3- 1	0- 0	0- 0	HOME	0- 0	3- 1	3- 0				
5- 3	1- 0	0- 1	AWAY	0- 0	4- 2	2- 1				
0- 0	0- 0	0- 0	NEUTRAL	0- 0	0- 0	0- 0				
7- 3	0- 0	0- 1	CONFERENCE	0- 2	7- 0	6- 0				
4- 1	0- 0	0- 0	HOME	0- 1	4- 0	3- 0				
3- 2	0- 0	0- 1	AWAY	0- 1	3- 0	3- 0				
0- 0	0- 0	0- 0	NEUTRAL	0- 0	0- 0	0- 0				

RPI 1-25				RPI 26-50				RPI 51-100				RPI 101+				Team's RPI: 105
RPI	S	Opponent	Score	RPI	S	Opponent	Score	RPI	S	Opponent	Score	RPI	S	Opponent	Score	
20	A	Stanford	71 64	41	A	Gonzaga	65 80	72	A	South Dakota	81 92	115	H	Milwaukee	67 77	
				42	A	South Dakota St.	48 84	72	H	South Dakota	58 82	133	A	Northern Ill.	94 96	
												152	A	Wichita St.	78 65	
												192	H	Denver	118 93	
												195	A	Illinois	77 67	
												207	A	Oral Roberts	85 63	
												207	H	Oral Roberts	56 49	
												219	H	Southeast Mo. St.	87 59	
												230	A	Bradley	80 87	
												231	A	Austin Peay	81 68	
												235	A	Omaha	90 51	
												259	H	UMKC	90 71	
												266	H	North Dakota St.	97 72	
												317	A	Fort Wayne	100 64	
												317	H	Fort Wayne	91 44	
												345	A	Chicago St.	83 45	
												345	H	Chicago St.	71 54	

LAST 12 Division I GAMES:																
207	A	Oral Roberts	85 63	235	A	Omaha	90 51	207	H	Oral Roberts	56 49					
72	A	South Dakota	81 92	72	H	South Dakota	58 82	317	A	Fort Wayne	100 64					
266	H	North Dakota St.	97 72					230	A	Bradley	80 87					
192	H	Denver	118 93	41	A	Gonzaga	65 80									
42	A	South Dakota St.	48 84													
317	H	Fort Wayne	91 44													

Non-Div I Games: Illinois Col. 122 40 William Woods 96 57

Western Ill.

Average RPI Win:	204	WON-LOST	WINNING	LAST 10	STRENGTH OF	OPP. STRENGTH	TEAM	ADJ.	CONF.	ADJ CONF.
Average RPI Loss:	43	RECORD	PCT. RANK	GAMES	SCHEDULE	OF SCHEDULE	RPI	RPI	RPI	RPI
DIV. I ONLY	16- 5	45	8- 1	109	121	43	43	18	18	
DIV. I NON-CONF.	8- 4	87	1- 1	75	28	46	46	19	19	

TOTALS	RPI 1-25	RPI 26-50	W-L RECORDS	RPI 51-100	RPI 101-999	RPI 201+				
16- 5	1- 2	0- 1	OVERALL	2- 2	13- 0	7- 0				
7- 1	0- 1	0- 0	HOME	0- 0	7- 0	4- 0				
5- 4	0- 1	0- 1	AWAY	0- 2	5- 0	3- 0				
4- 0	1- 0	0- 0	NEUTRAL	2- 0	1- 0	0- 0				
8- 4	1- 2	0- 1	NON-CONFERENCE	2- 1	5- 0	3- 0				
2- 1	0- 1	0- 0	HOME	0- 0	2- 0	2- 0				
2- 3	0- 1	0- 1	AWAY	0- 1	2- 0	1- 0				
4- 0	1- 0	0- 0	NEUTRAL	2- 0	1- 0	0- 0				
8- 1	0- 0	0- 0	CONFERENCE	0- 1	8- 0	4- 0				
5- 0	0- 0	0- 0	HOME	0- 0	5- 0	2- 0				
3- 1	0- 0	0- 0	AWAY	0- 1	3- 0	2- 0				
0- 0	0- 0	0- 0	NEUTRAL	0- 0	0- 0	0- 0				

Western Ky.

Western Ky.

RPI 1-25				RPI 26-50				RPI 51-100				RPI 101+			
RPI	S	Opponent	Score	RPI	S	Opponent	Score	RPI	S	Opponent	Score	RPI	S	Opponent	Score
2	H	Notre Dame	65 78	39	A	Ball St.	81 93	61	N	Mercer	67 62	130	H	Middle Tenn.	57 43
16	N	Missouri	79 76					62	N	Toledo	70 56	136	A	Southern Ill.	75 49
25	A	Iowa	97 104					69	A	Indiana	71 73	155	N	Stetson	66 58
								80	A	UAB	61 79	159	H	Southern Miss.	81 60
												179	H	Fla. Atlantic	82 63
												188	A	Louisiana Tech	74 64
												252	A	North Texas	79 65
												288	H	FIU	101 47
												305	H	UTSA	73 38
												316	A	Georgia St.	74 63
												329	A	Marshall	86 66
												341	H	Mississippi Val.	87 48
												348	H	Evansville	92 54

LAST 12 Division I GAMES:															
179	H	Fla. Atlantic	82 63	288	H	FIU	101 47	159	H	Southern Miss.	81 60	130	H	Middle Tenn.	57 43
188	A	Louisiana Tech	74 64	39	A	Ball St.	81 93	62	N	Toledo	70 56	136	A	Southern Ill.	75 49
252	A	North Texas	79 65	61	N	Mercer	67 62	69	A	Indiana	71 73	155	N	Stetson	66 58
329	A	Marshall	86 66	80	A	UAB	61 79	80	A	UAB	61 79	159	H	Southern Miss.	81 60
305	H	UTSA	73 38									179	H	Fla. Atlantic	82 63
80	A	UAB	61 79									188	A	Louisiana Tech	74 64
												252	A	North Texas	79 65
												288	H	FIU	101 47
												305	H	UTSA	73 38
												316	A	Georgia St.	74 63
												329	A	Marshall	86 66
												341	H	Mississippi Val.	87 48
												348	H	Evansville	92 54

Non-Div I Games: Lee

88 64

Western Ky.

Average RPI Win: 198

Average RPI Loss: 63

WON-LOST
RECORDWINNING
PCT. RANKLAST 10
GAMESSTRENGTH OF
SCHEDULEOPP. STRENGTH
OF SCHEDULETEAM
RPIADJ.
RPICONF.
RPIADJ CONF.
RPIDIV. I ONLY
DIV. I NON-CONF.10- 10
4- 5172
2025- 5
0- 0111
14056
38111
123111
1237
87
8

TOTALS

RPI 1-25

RPI 26-50

W-L RECORDS

RPI 51-100

RPI 101-999

RPI 201+

10- 10

0- 3

0- 1

OVERALL

1- 5

9- 1

5- 1

5- 2

0- 0

0- 0

HOME

1- 2

4- 0

2- 0

4- 6

0- 2

0- 1

AWAY

0- 2

4- 1

3- 1

1- 2

0- 1

0- 0

NEUTRAL

0- 1

1- 0

0- 0

4- 5

0- 2

0- 0

NON-CONFERENCE

0- 3

4- 0

3- 0

1- 0

0- 0

0- 0

HOME

0- 0

1- 0

1- 0

2- 3

0- 1

0- 0

AWAY

0- 2

2- 0

2- 0

1- 2

0- 1

0- 0

NEUTRAL

0- 1

1- 0

0- 0

6- 5

0- 1

0- 1

CONFERENCE

1- 2

5- 1

2- 1

4- 2

0- 0

0- 0

HOME

1- 2

3- 0

1- 0

2- 3

0- 1

0- 1

AWAY

0- 0

2- 1

1- 1

0- 0

0- 0

0- 0

NEUTRAL

0- 0

0- 0

0- 0

RPI 1-25

RPI 26-50

RPI 51-100

RPI 101+

Team's RPI: 111

RPI	S	Opponent	Score
17	N	Rutgers	64 75
18	A	Buffalo	49 71
25	A	Iowa	56 79

RPI	S	Opponent	Score
30	A	Central Mich.	70 74

RPI	S	Opponent	Score
56	A	Michigan St.	62 65
59	N	St. John's (NY)	48 76
62	H	Toledo	73 78
75	H	Ohio	54 69
77	A	New Mexico	76 88
94	H	Miami (OH)	81 70

RPI	S	Opponent	Score
133	H	Northern Ill.	88 83
138	A	Kent St.	66 61
140	N	ETSU	87 79
182	H	Bowling Green	67 58
209	A	Eastern Mich.	67 69
218	A	Akron	59 51
218	H	Akron	76 60
238	A	New Mexico St.	64 55
304	H	Detroit Mercy	74 62
318	A	Loyola Chicago	65 47

LAST 12 Division I GAMES:

218	H	Akron	76 60	75	H	Ohio	54 69
62	H	Toledo	73 78	133	H	Northern Ill.	88 83
30	A	Central Mich.	70 74	138	A	Kent St.	66 61
218	A	Akron	59 51	18	A	Buffalo	49 71
94	H	Miami (OH)	81 70	182	H	Bowling Green	67 58
209	A	Eastern Mich.	67 69	304	H	Detroit Mercy	74 62

Non-Div I Games:

Goshen

87 36

Kentucky St.

85 50

Olivet

86 37

Western Mich.

Loss,
 Non-Conf,
 S Site,
 H Home
A Away
 N Neutral

Average RPI Win:	186	WON-LOST	WINNING	LAST 10	STRENGTH OF	OPP. STRENGTH	TEAM	ADJ.	CONF.	ADJ CONF.
Average RPI Loss:	89	RECORD	PCT. RANK	GAMES	SCHEDULE	OF SCHEDULE	RPI	RPI	RPI	RPI
DIV. I ONLY	10- 14	225	5- 5	79	83	152	152	8	8	
DIV. I NON-CONF.	5- 9	238	1- 1	84	111	200	200	7	7	

TOTALS	RPI 1-25	RPI 26-50	W-L RECORDS	RPI 51-100	RPI 101-999	RPI 201+				
10- 14	0- 1	1- 5	OVERALL	1- 3	8- 5	4- 1				
7- 4	0- 0	1- 1	HOME	0- 1	6- 2	4- 0				
2- 9	0- 1	0- 4	AWAY	1- 2	1- 2	0- 1				
1- 1	0- 0	0- 0	NEUTRAL	0- 0	1- 1	0- 0				
5- 9	0- 1	0- 2	NON-CONFERENCE	0- 3	5- 3	3- 0				
4- 2	0- 0	0- 0	HOME	0- 1	4- 1	3- 0				
0- 6	0- 1	0- 2	AWAY	0- 2	0- 1	0- 0				
1- 1	0- 0	0- 0	NEUTRAL	0- 0	1- 1	0- 0				
5- 5	0- 0	1- 3	CONFERENCE	1- 0	3- 2	1- 1				
3- 2	0- 0	1- 1	HOME	0- 0	2- 1	1- 0				
2- 3	0- 0	0- 2	AWAY	1- 0	1- 1	0- 1				
0- 0	0- 0	0- 0	NEUTRAL	0- 0	0- 0	0- 0				

RPI 1-25				RPI 26-50				RPI 51-100				RPI 101+ Team's RPI: 152			
RPI	S	Opponent	Score	RPI	S	Opponent	Score	RPI	S	Opponent	Score	RPI	S	Opponent	Score
8	A	Tennessee	56 68	28	H	South Fla.	64 56	58	A	Oklahoma St.	67 91	105	H	Western Ill.	65 78
				42	A	South Dakota St.	64 96	72	H	South Dakota	48 62	114	A	Missouri St.	71 94
				45	A	Houston	55 73	77	A	New Mexico	62 76	114	H	Missouri St.	72 58
				45	H	Houston	62 73	99	A	Tulane	64 56	171	H	Tulsa	62 67
				48	A	UCF	53 59					174	A	Memphis	77 64
				49	A	Creighton	61 66					174	H	Memphis	69 61

LAST 12 Division I GAMES:															
				45	H	Houston	62 73	174	H	Memphis	69 61				
				220	A	East Carolina	67 77	48	A	UCF	53 59				
				174	A	Memphis	77 64	45	A	Houston	55 73				
				28	H	South Fla.	64 56	171	H	Tulsa	62 67				
				214	H	SMU	66 43	42	A	South Dakota St.	64 96				
				99	A	Tulane	64 56	277	H	Alcorn	87 46				

Non-Div I Games:

Wichita St.

Average RPI Win:	226	WON-LOST	WINNING	LAST 10	STRENGTH OF	OPP. STRENGTH	TEAM	ADJ.	CONF.	ADJ CONF.
Average RPI Loss:	149	RECORD	PCT. RANK	GAMES	SCHEDULE	OF SCHEDULE	RPI	RPI	RPI	RPI
DIV. I ONLY	14- 7	79	5- 5	260	179	143	143	10	10	
DIV. I NON-CONF.	9- 2	34	1- 1	277	240	93	93	12	12	

TOTALS	RPI 1-25	RPI 26-50	W-L RECORDS	RPI 51-100	RPI 101-999	RPI 201+				
14- 7	0- 0	0- 1	OVERALL	1- 2	13- 4	11- 3				
8- 4	0- 0	0- 1	HOME	1- 1	7- 2	6- 2				
6- 3	0- 0	0- 0	AWAY	0- 1	6- 2	5- 1				
0- 0	0- 0	0- 0	NEUTRAL	0- 0	0- 0	0- 0				
9- 2	0- 0	0- 0	NON-CONFERENCE	0- 1	9- 1	7- 1				
5- 1	0- 0	0- 0	HOME	0- 0	5- 1	4- 1				
4- 1	0- 0	0- 0	AWAY	0- 1	4- 0	3- 0				
0- 0	0- 0	0- 0	NEUTRAL	0- 0	0- 0	0- 0				
5- 5	0- 0	0- 1	CONFERENCE	1- 1	4- 3	4- 2				
3- 3	0- 0	0- 1	HOME	1- 1	2- 1	2- 1				
2- 2	0- 0	0- 0	AWAY	0- 0	2- 2	2- 1				
0- 0	0- 0	0- 0	NEUTRAL	0- 0	0- 0	0- 0				

RPI	S	Opponent	Score	RPI	S	Opponent	Score	RPI	S	Opponent	Score	RPI	S	Opponent	Score
50	H	Drexel	58 65	59	A	St. John's (NY)	81 92	131	A	Saint Francis (PA)	92 86	151	A	Northeastern	46 64
				73	H	Elon	81 75	153	H	Davidson	73 55	210	A	Hofstra	54 65
				83	H	James Madison	41 86	210	H	Hofstra	63 53	215	A	Richmond	78 64
								220	A	East Carolina	71 65	224	H	Norfolk St.	74 80
								229	H	Loyola Maryland	70 49	257	H	Fairfield	57 47
								260	A	Howard	83 71	262	A	Col. of Charleston	68 54
								262	H	Col. of Charleston	79 66	267	H	Towson	66 67
								281	A	UNCW	66 53	296	H	USC Upstate	83 63
								310	H	Old Dominion	75 58				
LAST 12 Division I GAMES:															
83	H	James Madison	41 86	267	H	Towson	66 67								
210	H	Hofstra	63 53	50	H	Drexel	58 65								
262	H	Col. of Charleston	79 66	281	A	UNCW	66 53								
151	A	Northeastern	46 64	262	A	Col. of Charleston	68 54								
210	A	Hofstra	54 65	224	H	Norfolk St.	74 80								
73	H	Elon	81 75	310	H	Old Dominion	75 58								

Non-Div I Games:

William & Mary

Average RPI Win:	349	WON-LOST	WINNING	LAST 10	STRENGTH OF	OPP. STRENGTH	TEAM	ADJ.	CONF.	ADJ CONF.
Average RPI Loss:	198	RECORD	PCT. RANK	GAMES	SCHEDULE	OF SCHEDULE	RPI	RPI	RPI	RPI
DIV. I ONLY	1- 19	345	1- 9	243	323	339	339	28	28	
DIV. I NON-CONF.	0- 10	337	0- 2	204	263	340	340	28	28	

TOTALS	RPI 1-25	RPI 26-50	W-L RECORDS	RPI 51-100	RPI 101-999	RPI 201+				
1- 19	0- 1	0- 0	OVERALL	0- 3	1- 15	1- 11				
1- 8	0- 0	0- 0	HOME	0- 1	1- 7	1- 5				
0- 11	0- 1	0- 0	AWAY	0- 2	0- 8	0- 6				
0- 0	0- 0	0- 0	NEUTRAL	0- 0	0- 0	0- 0				
0- 10	0- 1	0- 0	NON-CONFERENCE	0- 3	0- 6	0- 5				
0- 4	0- 0	0- 0	HOME	0- 1	0- 3	0- 2				
0- 6	0- 1	0- 0	AWAY	0- 2	0- 3	0- 3				
0- 0	0- 0	0- 0	NEUTRAL	0- 0	0- 0	0- 0				
1- 9	0- 0	0- 0	CONFERENCE	0- 0	1- 9	1- 6				
1- 4	0- 0	0- 0	HOME	0- 0	1- 4	1- 3				
0- 5	0- 0	0- 0	AWAY	0- 0	0- 5	0- 3				
0- 0	0- 0	0- 0	NEUTRAL	0- 0	0- 0	0- 0				

RPI 1-25				RPI 26-50				RPI 51-100				RPI 101+ Team's RPI: 339			
RPI	S	Opponent	Score	RPI	S	Opponent	Score	RPI	S	Opponent	Score	RPI	S	Opponent	Score
14	A	Duke	30 101					53	H	Duquesne	54 81	107	A	Liberty	37 63
								61	A	Mercer	45 93	140	H	ETSU	63 74
								73	A	El on	37 98	147	H	High Point	58 79
												170	A	Radford	52 78
												217	H	Gardner-Webb	59 66
												218	A	Akron	43 69
												242	H	Campbel l	48 72
												246	A	UNC Asheville	51 63
												246	H	UNC Asheville	48 70
												256	A	Presbyteri an	45 78
												272	H	Wofford	68 73
												315	A	Charleston So.	45 81
												327	H	South Carolina St.	37 65
												328	A	Tennessee Tech	41 70
												329	A	Marshall	40 70
												349	H	Longwood	69 60

LAST 12 Division I GAMES:															
246	A	UNC Asheville	51 63	147	H	High Point	58 79								
349	H	Longwood	69 60	107	A	Liberty	37 63								
217	H	Gardner-Webb	59 66	242	H	Campbel l	48 72								
256	A	Presbyteri an	45 78	170	A	Radford	52 78								
246	H	UNC Asheville	48 70	328	A	Tennessee Tech	41 70								
315	A	Charleston So.	45 81	61	A	Mercer	45 93								

Non-Div I Games: N. C. Wesleyan 94 50

Winthrop

Average RPI Win:	212	WON-LOST	WINNING	LAST 10	STRENGTH OF	OPP. STRENGTH	TEAM	ADJ.	CONF.	ADJ CONF.
Average RPI Loss:	60	RECORD	PCT. RANK	GAMES	SCHEDULE	OF SCHEDULE	RPI	RPI	RPI	RPI
DIV. I ONLY	9- 16	255	2- 8	70	44	184	184	3	3	
DIV. I NON-CONF.	7- 6	165	0- 0	188	66	158	158	4	4	

TOTALS	RPI 1-25	RPI 26-50	W-L RECORDS	RPI 51-100	RPI 101-999	RPI 201+				
9- 16	0- 5	0- 3	OVERALL	0- 5	9- 3	3- 0				
6- 8	0- 4	0- 1	HOME	0- 2	6- 1	3- 0				
2- 7	0- 1	0- 1	AWAY	0- 3	2- 2	0- 0				
1- 1	0- 0	0- 1	NEUTRAL	0- 0	1- 0	0- 0				
7- 6	0- 2	0- 1	NON-CONFERENCE	0- 1	7- 2	3- 0				
5- 2	0- 1	0- 0	HOME	0- 0	5- 1	3- 0				
1- 3	0- 1	0- 0	AWAY	0- 1	1- 1	0- 0				
1- 1	0- 0	0- 1	NEUTRAL	0- 0	1- 0	0- 0				
2- 10	0- 3	0- 2	CONFERENCE	0- 4	2- 1	0- 0				
1- 6	0- 3	0- 1	HOME	0- 2	1- 0	0- 0				
1- 4	0- 0	0- 1	AWAY	0- 2	1- 1	0- 0				
0- 0	0- 0	0- 0	NEUTRAL	0- 0	0- 0	0- 0				

RPI 1-25				RPI 26-50				RPI 51-100				RPI 101+ Team's RPI: 184			
RPI	S	Opponent	Score	RPI	S	Opponent	Score	RPI	S	Opponent	Score	RPI	S	Opponent	Score
7	H	Ohio St.	55 68	32	H	Michigan	57 80	51	A	Minnesota	65 90	113	A	George Washington	46 61
12	H	Green Bay	34 67	35	N	Syracuse	74 77	51	H	Minnesota	61 71	115	H	Milwaukee	64 67
22	H	Maryland	44 71	37	A	Purdue	35 57	69	A	Indiana	55 69	121	N	Vanderbilt	73 71
24	A	Marquette	65 88					82	H	Penn St.	62 69	142	A	Pittsburgh	58 57
25	H	Iowa	46 56					95	A	Butler	62 69	181	H	Charlotte	80 66
												183	A	Northwestern	60 69
												183	H	Northwestern	58 46
												195	A	Illinois	70 61
												198	H	Southern U.	77 74
												225	H	La Salle	71 60
												321	H	UTRGV	82 54
												342	H	Savannah St.	82 24

LAST 12 Division I GAMES:															
7	H	Ohio St.	55 68	82	H	Penn St.	62 69	183	A	Northwestern	60 69				
51	H	Minnesota	61 71	22	H	Maryland	44 71	32	H	Michigan	57 80				
195	A	Illinois	70 61	37	A	Purdue	35 57	25	H	Iowa	46 56				
69	A	Indiana	55 69												
183	H	Northwestern	58 46												
51	A	Minnesota	65 90												

Non-Div I Games:

Wisconsin

Average RPI Win:	262	WON-LOST	WINNING	LAST 10	STRENGTH OF	OPP. STRENGTH	TEAM	ADJ.	CONF.	ADJ CONF.
Average RPI Loss:	170	RECORD	PCT. RANK	GAMES	SCHEDULE	OF SCHEDULE	RPI	RPI	RPI	RPI
DIV. I ONLY	7- 14	261	3- 6	238	222	272	272	17	17	
DIV. I NON-CONF.	4- 8	239	1- 1	315	305	306	306	16	16	

TOTALS	RPI 1-25	RPI 26-50	W-L RECORDS	RPI 51-100	RPI 101-999	RPI 201+				
7- 14	0- 2	0- 0	OVERALL	0- 3	7- 9	5- 7				
5- 6	0- 0	0- 0	HOME	0- 2	5- 4	3- 3				
2- 8	0- 2	0- 0	AWAY	0- 1	2- 5	2- 4				
0- 0	0- 0	0- 0	NEUTRAL	0- 0	0- 0	0- 0				
4- 8	0- 2	0- 0	NON-CONFERENCE	0- 0	4- 6	4- 6				
3- 3	0- 0	0- 0	HOME	0- 0	3- 3	3- 3				
1- 5	0- 2	0- 0	AWAY	0- 0	1- 3	1- 3				
0- 0	0- 0	0- 0	NEUTRAL	0- 0	0- 0	0- 0				
3- 6	0- 0	0- 0	CONFERENCE	0- 3	3- 3	1- 1				
2- 3	0- 0	0- 0	HOME	0- 2	2- 1	0- 0				
1- 3	0- 0	0- 0	AWAY	0- 1	1- 2	1- 1				
0- 0	0- 0	0- 0	NEUTRAL	0- 0	0- 0	0- 0				

RPI 1-25				RPI 26-50				RPI 51-100				RPI 101+ Team's RPI: 272			
RPI	S	Opponent	Score	RPI	S	Opponent	Score	RPI	S	Opponent	Score	RPI	S	Opponent	Score
19	A	Georgia	56 95					61	A	Mercer	39 80	140	H	ETSU	58 61
21	A	South Carolina	60 94					61	H	Mercer	46 71	168	A	Samford	77 81
								92	H	Chattanooga	47 54	168	H	Samford	58 46
												187	H	Furman	79 48
												217	A	Gardner-Webb	55 73
												232	A	UNCG	51 66
												235	H	Omaha	60 64
												237	H	North Florida	69 57
												246	H	UNC Asheville	70 68
												262	A	Col. of Charleston	51 59
												279	A	Coastal Caro.	51 67
												281	H	UNCW	60 65
												315	H	Charleston So.	45 68
												322	A	Western Caro.	54 48
												333	H	N. C. Central	77 56
												339	A	Winthrop	73 68

LAST 12 Division I GAMES:															
				61	A	Mercer	39 80	232	A	UNCG	51 66				
				168	A	Samford	77 81	168	H	Samford	58 46				
				187	H	Furman	79 48	61	H	Mercer	46 71				
				140	H	ETSU	58 61	237	H	North Florida	69 57				
				92	H	Chattanooga	47 54	315	H	Charleston So.	45 68				
				322	A	Western Caro.	54 48	279	A	Coastal Caro.	51 67				

Non-Div I Games: Bob Jones 96 54 Brevard 85 46 Southern Wesleyan 104 57

Wofford

Average RPI Win:	231	WON-LOST	WINNING	LAST 10	STRENGTH OF	OPP. STRENGTH	TEAM	ADJ.	CONF.	ADJ CONF.
Average RPI Loss:	69	RECORD	PCT. RANK	GAMES	SCHEDULE	OF SCHEDULE	RPI	RPI	RPI	RPI
DIV. I ONLY	14- 8	97	6- 4	145	161	93	93	11	11	
DIV. I NON-CONF.	7- 3	74	0- 0	253	164	100	100	13	13	

TOTALS	RPI 1-25	RPI 26-50	W-L RECORDS	RPI 51-100	RPI 101-999	RPI 201+				
14- 8	0- 4	0- 0	OVERALL	1- 1	13- 3	10- 0				
6- 2	0- 1	0- 0	HOME	0- 1	6- 0	5- 0				
6- 5	0- 3	0- 0	AWAY	1- 0	5- 2	4- 0				
2- 1	0- 0	0- 0	NEUTRAL	0- 0	2- 1	1- 0				
7- 3	0- 2	0- 0	NON-CONFERENCE	1- 0	6- 1	4- 0				
3- 0	0- 0	0- 0	HOME	0- 0	3- 0	3- 0				
2- 2	0- 2	0- 0	AWAY	1- 0	1- 0	0- 0				
2- 1	0- 0	0- 0	NEUTRAL	0- 0	2- 1	1- 0				
7- 5	0- 2	0- 0	CONFERENCE	0- 1	7- 2	6- 0				
3- 2	0- 1	0- 0	HOME	0- 1	3- 0	2- 0				
4- 3	0- 1	0- 0	AWAY	0- 0	4- 2	4- 0				
0- 0	0- 0	0- 0	NEUTRAL	0- 0	0- 0	0- 0				

RPI 1-25				RPI 26-50				RPI 51-100 Team's RPI: 93				RPI 101+			
RPI	S	Opponent	Score	RPI	S	Opponent	Score	RPI	S	Opponent	Score	RPI	S	Opponent	Score
12	A	Green Bay	68 75					64	H	IUPUI	61 64	115	A	Milwaukee	53 59
12	H	Green Bay	51 58					68	A	Belmont	91 81	115	H	Milwaukee	56 51
16	A	Missouri	80 82									126	A	Cleveland St.	70 71
19	A	Georgia	71 87									138	A	Kent St.	72 60
												155	N	Stetson	64 59
												191	N	Providence	69 74
												208	A	Oakland	77 57
												215	N	Richmond	85 69
												228	A	Youngstown St.	69 59
												228	H	Youngstown St.	73 50
												240	A	Northern Ky.	68 63
												304	A	Detroit Mercy	88 60
												314	H	Ill. -Chicago	60 50
												328	H	Tennessee Tech	82 59
												345	H	Chicago St.	84 39
												346	H	Eastern Ill.	81 46

LAST 12 Division I GAMES:															
12	A	Green Bay	68 75	228	H	Youngstown St.	73 50								
115	A	Milwaukee	53 59	240	A	Northern Ky.	68 63								
228	A	Youngstown St.	69 59	304	A	Detroit Mercy	88 60								
126	A	Cleveland St.	70 71	208	A	Oakland	77 57								
64	H	IUPUI	61 64	115	H	Milwaukee	56 51								
314	H	Ill. -Chicago	60 50	12	H	Green Bay	51 58								

Non-Div I Games: Northwestern Ohio 106 52 Cincinnati Christian 99 36

Wright St.

W
y
o
m
i
n
g

Wyoming

Average RPI Win: 178

Average RPI Loss: 139

WON-LOST
RECORD

WINNING
PCT. RANK

LAST 10
GAMES

STRENGTH OF
SCHEDULE

OPP. STRENGTH
OF SCHEDULE

TEAM
RPI

ADJ.
RPI

CONF.
RPI

ADJ CONF.
RPI

DIV. I ONLY

DIV. I NON-CONF.

12- 7

5- 4

108

146

7- 3

0- 1

56

31

206

279

76

69

76

69

16

14

16

14

TOTALS

RPI 1-25

RPI 26-50

W-L RECORDS

RPI 51-100

RPI 101-999

RPI 201+

12- 7

0- 1

0- 0

OVERALL

2- 1

10- 5

3- 2

7- 1

0- 0

0- 0

HOME

2- 0

5- 1

3- 0

5- 4

0- 1

0- 0

AWAY

0- 0

5- 3

0- 2

0- 2

0- 0

0- 0

NEUTRAL

0- 1

0- 1

0- 0

5- 4

0- 1

0- 0

NON-CONFERENCE

1- 1

4- 2

1- 1

3- 0

0- 0

0- 0

HOME

1- 0

2- 0

1- 0

2- 2

0- 1

0- 0

AWAY

0- 0

2- 1

0- 1

0- 2

0- 0

0- 0

NEUTRAL

0- 1

0- 1

0- 0

7- 3

0- 0

0- 0

CONFERENCE

1- 0

6- 3

2- 1

4- 1

0- 0

0- 0

HOME

1- 0

3- 1

2- 0

3- 2

0- 0

0- 0

AWAY

0- 0

3- 2

0- 1

0- 0

0- 0

0- 0

NEUTRAL

0- 0

0- 0

0- 0

RPI 1-25

RPI S Opponent Score

14 A Duke 40 63

RPI 26-50

RPI S Opponent Score

RPI 51-100

Team's RPI: 76

RPI S Opponent Score

64 N IUPUI 59 65

77 H New Mexico 66 55

90 H Drake 75 61

RPI 101+

RPI S Opponent Score

109 A Col orado St. 53 49

109 H Col orado St. 53 64

146 A Fresno St. 47 60

161 A Idaho 70 64

167 N UNI 40 55

169 H Idaho St. 61 53

190 A Nevada 65 62

190 H Nevada 66 60

192 A Denver 61 51

193 A Boi se St. 66 51

221 A Montana St. 46 50

227 H Montana 67 62

249 H San Jose St. 58 46

250 A San Diego St. 62 68

290 H Utah St. 61 44

LAST 12 Di v i s i o n I GAMES:

146 A Fresno St. 47 60

109 H Col orado St. 53 64

249 H San Jose St. 58 46

190 A Nevada 65 62

290 H Utah St. 61 44

109 A Col orado St. 53 49

77 H New Mexico 66 55

193 A Boi se St. 66 51

190 H Nevada 66 60

250 A San Diego St. 62 68

14 A Duke 40 63

161 A Idaho 70 64

Non-Di v I Games: Colo. Chri sti an 62 33 Adams St. 73 47

Wyomi ng

Loss, Non-Conf, S Site, H Home A Away N Neutral

Page 346

Average RPI Win:	219	WON-LOST	WINNING	LAST 10	STRENGTH OF	OPP. STRENGTH	TEAM	ADJ.	CONF.	ADJ CONF.
Average RPI Loss:	72	RECORD	PCT. RANK	GAMES	SCHEDULE	OF SCHEDULE	RPI	RPI	RPI	RPI
DIV. I ONLY	9- 14	231	1- 9	108	84	202	202	6	6	
DIV. I NON-CONF.	7- 4	102	0- 0	203	247	157	157	6	6	

TOTALS	RPI 1-25	RPI 26-50	W-L RECORDS	RPI 51-100	RPI 101-999	RPI 201+				
9- 14	0- 3	0- 3	OVERALL	1- 4	8- 4	4- 0				
7- 6	0- 0	0- 2	HOME	0- 2	7- 2	4- 0				
1- 7	0- 2	0- 1	AWAY	1- 2	0- 2	0- 0				
1- 1	0- 1	0- 0	NEUTRAL	0- 0	1- 0	0- 0				
7- 4	0- 1	0- 0	NON-CONFERENCE	0- 1	7- 2	4- 0				
6- 1	0- 0	0- 0	HOME	0- 0	6- 1	4- 0				
0- 2	0- 0	0- 0	AWAY	0- 1	0- 1	0- 0				
1- 1	0- 1	0- 0	NEUTRAL	0- 0	1- 0	0- 0				
2- 10	0- 2	0- 3	CONFERENCE	1- 3	1- 2	0- 0				
1- 5	0- 0	0- 2	HOME	0- 2	1- 1	0- 0				
1- 5	0- 2	0- 1	AWAY	1- 1	0- 1	0- 0				
0- 0	0- 0	0- 0	NEUTRAL	0- 0	0- 0	0- 0				

RPI 1-25				RPI 26-50				RPI 51-100				RPI 101+ Team's RPI: 202			
RPI	S	Opponent	Score	RPI	S	Opponent	Score	RPI	S	Opponent	Score	RPI	S	Opponent	Score
16	N	Missouri	48 74	26	A	Villanova	57 75	51	A	Minnesota	62 74	102	H	Wake Forest	57 62
23	A	DePaul	48 79	26	H	Villanova	50 89	59	H	St. John's (NY)	63 67	123	A	Georgetown	60 65
24	A	Marquette	67 88	49	H	Creighton	64 71	95	A	Butler	69 62	123	H	Georgetown	48 65
								100	A	Seton Hall	53 58	158	H	New Hampshire	71 66
								100	H	Seton Hall	51 62	165	H	Cincinnati	53 50
												182	A	Bowling Green	53 63
												187	N	Furman	75 62
												191	H	Providence	68 59
												247	H	Grambling	72 67
												275	H	Mt. St. Mary's	66 45
												317	H	Fort Wayne	62 50
												340	H	Florida A&M	70 52

LAST 12 Division I GAMES:															
100	A	Seton Hall	53 58	23	A	DePaul	48 79	100	H	Seton Hall	51 62				
123	H	Georgetown	48 65	59	H	St. John's (NY)	63 67	59	H	St. John's (NY)	63 67				
26	H	Villanova	50 89	26	A	Villanova	57 75	123	A	Georgetown	60 65				
49	H	Creighton	64 71	95	A	Butler	69 62	26	A	Butler	69 62				
191	H	Providence	68 59												
24	A	Marquette	67 88												

Non-Div I Games:

Xavier

Average RPI Win:	187	WON-LOST	WINNING	LAST 10	STRENGTH OF	OPP. STRENGTH	TEAM	ADJ.	CONF.	ADJ CONF.
Average RPI Loss:	120	RECORD	PCT. RANK	GAMES	SCHEDULE	OF SCHEDULE	RPI	RPI	RPI	RPI
DIV. I ONLY	10- 9	156	4- 6	87	165	118	118	9	9	
DIV. I NON-CONF.	7- 6	165	3- 3	242	203	179	179	9	9	

TOTALS	RPI 1-25	RPI 26-50	W-L RECORDS	RPI 51-100	RPI 101-999	RPI 201+				
10- 9	0- 0	1- 0	OVERALL	1- 4	8- 5	4- 0				
4- 4	0- 0	1- 0	HOME	0- 2	3- 2	2- 0				
6- 3	0- 0	0- 0	AWAY	1- 1	5- 2	2- 0				
0- 2	0- 0	0- 0	NEUTRAL	0- 1	0- 1	0- 0				
7- 6	0- 0	0- 0	NON-CONFERENCE	1- 2	6- 4	4- 0				
2- 3	0- 0	0- 0	HOME	0- 1	2- 2	2- 0				
5- 1	0- 0	0- 0	AWAY	1- 0	4- 1	2- 0				
0- 2	0- 0	0- 0	NEUTRAL	0- 1	0- 1	0- 0				
3- 3	0- 0	1- 0	CONFERENCE	0- 2	2- 1	0- 0				
2- 1	0- 0	1- 0	HOME	0- 1	1- 0	0- 0				
1- 2	0- 0	0- 0	AWAY	0- 1	1- 1	0- 0				
0- 0	0- 0	0- 0	NEUTRAL	0- 0	0- 0	0- 0				

RPI	S	Opponent	Score	RPI	S	Opponent	Score	RPI	S	Opponent	Score	RPI	S	Opponent	Score	Team's RPI: 118
46	H	Princeton	73 59	55	A	TCU	82 72	112	A	Dartmouth	57 39	119	A	Brown	71 81	
				69	H	Indiana	68 72	119	H	Brown	77 63	137	A	Kansas	75 81	
				70	N	UC Davis	61 71	157	N	Hartford	70 78	164	A	Binghamton	73 69	
				74	A	Harvard	73 97	180	H	Army West Point	65 82	191	H	Providence	51 55	
				87	H	Penn	54 69	201	A	Stony Brook	77 71	264	H	LIU Brooklyn	62 51	
								271	H	Colgate	82 56	298	A	Central Conn. St.	75 62	
								343	A	Saint Peter's	70 49					
LAST 12 Division I GAMES:																
87	H	Penn	54 69	157	N	Hartford	70 78									
46	H	Princeton	73 59	70	N	UC Davis	61 71									
112	A	Dartmouth	57 39	69	H	Indiana	68 72									
74	A	Harvard	73 97	343	A	Saint Peter's	70 49									
119	A	Brown	71 81	298	A	Central Conn. St.	75 62									
119	H	Brown	77 63	201	A	Stony Brook	77 71									

Non-Div I Games:

Yale

Average RPI Win:	267	WON-LOST	WINNING	LAST 10	STRENGTH OF	OPP. STRENGTH	TEAM	ADJ.	CONF.	ADJ CONF.
Average RPI Loss:	120	RECORD	PCT. RANK	GAMES	SCHEDULE	OF SCHEDULE	RPI	RPI	RPI	RPI
DIV. I ONLY	8- 13	239	5- 5	199	174	228	228	11	11	
DIV. I NON-CONF.	2- 7	286	0- 0	236	225	279	279	13	13	

TOTALS	RPI 1-25	RPI 26-50	W-L RECORDS	RPI 51-100	RPI 101-999	RPI 201+				
8- 13	0- 1	0- 0	OVERALL	0- 4	8- 8	7- 2				
4- 5	0- 0	0- 0	HOME	0- 2	4- 3	4- 1				
4- 8	0- 1	0- 0	AWAY	0- 2	4- 5	3- 1				
0- 0	0- 0	0- 0	NEUTRAL	0- 0	0- 0	0- 0				
2- 7	0- 0	0- 0	NON-CONFERENCE	0- 1	2- 6	2- 1				
1- 2	0- 0	0- 0	HOME	0- 0	1- 2	1- 0				
1- 5	0- 0	0- 0	AWAY	0- 1	1- 4	1- 1				
0- 0	0- 0	0- 0	NEUTRAL	0- 0	0- 0	0- 0				
6- 6	0- 1	0- 0	CONFERENCE	0- 3	6- 2	5- 1				
3- 3	0- 0	0- 0	HOME	0- 2	3- 1	3- 1				
3- 3	0- 1	0- 0	AWAY	0- 1	3- 1	2- 0				
0- 0	0- 0	0- 0	NEUTRAL	0- 0	0- 0	0- 0				

RPI 1-25				RPI 26-50				RPI 51-100				RPI 101+ Team's RPI: 228			
RPI	S	Opponent	Score	RPI	S	Opponent	Score	RPI	S	Opponent	Score	RPI	S	Opponent	Score
12	A	Green Bay	56 65					64	H	IUPUI	43 65	115	A	Milwaukee	61 62
								67	A	American	72 78	126	A	Cleveland St.	66 52
								93	A	Wright St.	50 73	131	A	Saint Francis (PA)	65 79
								93	H	Wright St.	59 69	135	H	Bucknell	60 66
												138	H	Kent St.	44 55
												142	A	Pittsburgh	58 66
												148	A	Robert Morris	52 84
												208	A	Oakland	86 76
												208	H	Oakland	48 58
												218	A	Akron	58 75
												240	H	Northern Ky.	54 51
												304	A	Detroit Mercy	72 52
												304	H	Detroit Mercy	76 59
												314	H	Ill.-Chicago	76 63
												318	A	Loyola Chicago	73 49
												324	H	Northern Ari z.	69 67

LAST 12 Division I GAMES:															
304	A	Detroit Mercy	72 52	115	A	Milwaukee	61 62								
208	A	Oakland	86 76	12	A	Green Bay	56 65								
93	H	Wright St.	59 69	64	H	IUPUI	43 65								
240	H	Northern Ky.	54 51	314	H	Ill.-Chicago	76 63								
126	A	Cleveland St.	66 52	208	H	Oakland	48 58								
93	A	Wright St.	50 73	304	H	Detroit Mercy	76 59								

Non-Div I Games: Ohio Valley 86 59 Penn St.-Beaver 97 40

Youngstown St.