

Average RPI Win:	303	WON-LOST	WINNING	LAST 10	STRENGTH OF	OPP. STRENGTH	TEAM	ADJ.	CONF.	ADJ CONF.
Average RPI Loss:	168	RECORD	PCT. RANK	GAMES	SCHEDULE	OF SCHEDULE	RPI	RPI	RPI	RPI
DIV. I ONLY	5- 13	284	4- 6	150	346	287	287	27	27	
DIV. I NON-CONF.	1- 7	313	0- 2	58	349	294	294	27	27	
TOTALS	RPI 1-25	RPI 26-50	W-L RECORDS	RPI 51-100	RPI 101-150	RPI 150+				
5- 13	0- 1	0- 0	OVERALL	0- 1	0- 4	5- 7				
4- 4	0- 0	0- 0	HOME	0- 1	0- 2	4- 1				
1- 8	0- 1	0- 0	AWAY	0- 0	0- 2	1- 5				
0- 1	0- 0	0- 0	NEUTRAL	0- 0	0- 0	0- 1				
1- 7	0- 1	0- 0	NON-CONFERENCE	0- 1	0- 0	1- 5				
1- 2	0- 0	0- 0	HOME	0- 1	0- 0	1- 1				
0- 4	0- 1	0- 0	AWAY	0- 0	0- 0	0- 3				
0- 1	0- 0	0- 0	NEUTRAL	0- 0	0- 0	0- 1				
4- 6	0- 0	0- 0	CONFERENCE	0- 0	0- 4	4- 2				
3- 2	0- 0	0- 0	HOME	0- 0	0- 2	3- 0				
1- 4	0- 0	0- 0	AWAY	0- 0	0- 2	1- 2				
0- 0	0- 0	0- 0	NEUTRAL	0- 0	0- 0	0- 0				

RPI 1-25				RPI 26-50				RPI 51-100				RPI 101+ Team's RPI: 287			
RPI	S	Opponent	Score	RPI	S	Opponent	Score	RPI	S	Opponent	Score	RPI	S	Opponent	Score
20	A	Texas A&M	55 84					88	H	Toledo	60 76	102	A	SFA	56 64
												113	H	Central Ark.	41 49
												114	H	Abilene Christian	59 72
												132	A	Lamar University	49 65
												152	A	Rice	36 70
												193	A	New Orleans	54 75
												208	A	Texas St.	50 57
												211	H	Texas Southern	64 61
												237	N	UC Santa Barbara	60 66
												260	A	UTRGV	46 55
												260	H	UTRGV	65 68
												305	A	Nicholls St.	54 74
												305	H	Nicholls St.	65 60
												320	H	Northwestern St.	60 51
												336	H	Southeastern La.	77 61
												343	A	Sam Houston St.	63 37
LAST 12 Division I GAMES:															
114	H	Abilene Christian	59 72	320	H	Northwestern St.	60 51								
305	H	Nicholls St.	65 60	102	A	SFA	56 64								
132	A	Lamar University	49 65	305	A	Nicholls St.	54 74								
343	A	Sam Houston St.	63 37	193	A	New Orleans	54 75								
113	H	Central Ark.	41 49	260	A	UTRGV	46 55								
336	H	Southeastern La.	77 61	237	N	UC Santa Barbara	60 66								

Non-Div I Games: Schreiner 73 44 Okla. Panhandle 66 40 Montana Tech 83 50

A&M-Corpus Christi

Loss, Non-Conf, S Site, H Home A Away N Neutral

Average RPI Win:	241	WON-LOST	WINNING	LAST 10	STRENGTH OF	OPP. STRENGTH	TEAM	ADJ.	CONF.	ADJ CONF.
Average RPI Loss:	112	RECORD	PCT. RANK	GAMES	SCHEDULE	OF SCHEDULE	RPI	RPI	RPI	RPI
DIV. I ONLY	11- 7	122	8- 1	139	267	114	114	27	27	
DIV. I NON-CONF.	3- 6	230	1- 1	78	149	183	183	27	27	
TOTALS	RPI 1-25	RPI 26-50	W-L RECORDS	RPI 51-100	RPI 101-150	RPI 150+				
11- 7	0- 2	0- 1	OVERALL	0- 0	2- 1	9- 3				
6- 2	0- 0	0- 0	HOME	0- 0	2- 1	4- 1				
4- 5	0- 2	0- 1	AWAY	0- 0	0- 0	4- 2				
1- 0	0- 0	0- 0	NEUTRAL	0- 0	0- 0	1- 0				
3- 6	0- 2	0- 1	NON-CONFERENCE	0- 0	0- 0	3- 3				
2- 1	0- 0	0- 0	HOME	0- 0	0- 0	2- 1				
0- 5	0- 2	0- 1	AWAY	0- 0	0- 0	0- 2				
1- 0	0- 0	0- 0	NEUTRAL	0- 0	0- 0	1- 0				
8- 1	0- 0	0- 0	CONFERENCE	0- 0	2- 1	6- 0				
4- 1	0- 0	0- 0	HOME	0- 0	2- 1	2- 0				
4- 0	0- 0	0- 0	AWAY	0- 0	0- 0	4- 0				
0- 0	0- 0	0- 0	NEUTRAL	0- 0	0- 0	0- 0				

RPI 1-25				RPI 26-50				RPI 51-100				RPI 101+ Team's RPI: 114			
RPI	S	Opponent	Score	RPI	S	Opponent	Score	RPI	S	Opponent	Score	RPI	S	Opponent	Score
5	A	Baylor	34 79	31	A	Missouri	46 52					102	H	SFA	61 70
20	A	Texas A&M	45 71									113	H	Central Ark.	83 76
												132	H	Lamar University	77 59
												156	A	UTSA	68 71
												160	H	Omaha	73 66
												168	A	Wichita St.	62 81
												193	H	New Orleans	68 55
												249	N	Murray St.	81 57
												260	H	UTRGV	70 54
												279	H	McNeese	77 65
												287	A	A&M-Corpus Christi	72 59
												303	H	UMKC	68 71
												305	A	Nicholls St.	89 73
												335	A	Incarnate Word	75 66
												336	A	Southeastern La.	82 57
LAST 12 Division I GAMES:															
287	A	A&M-Corpus Christi	72 59	113	H	Central Ark.	83 76								
279	H	McNeese	77 65	193	H	New Orleans	68 55								
335	A	Incarnate Word	75 66	336	A	Southeastern La.	82 57								
305	A	Nicholls St.	89 73	249	N	Murray St.	81 57								
132	H	Lamar University	77 59	168	A	Wichita St.	62 81								
102	H	SFA	61 70	303	H	UMKC	68 71								

Non-Div I Games: Harding 74 62 Sul Ross St. 106 58 Howard Payne 87 52

Abilene Christian

Loss, Non-Conf, S Site, H Home A Away N Neutral

Average RPI Win:	299	WON-LOST	WINNING	LAST 10	STRENGTH OF	OPP. STRENGTH	TEAM	ADJ.	CONF.	ADJ CONF.
Average RPI Loss:	166	RECORD	PCT. RANK	GAMES	SCHEDULE	OF SCHEDULE	RPI	RPI	RPI	RPI
DIV. I ONLY	3- 16	324	1- 9	206	264	315	315	13	13	
DIV. I NON-CONF.	2- 8	288	1- 2	252	332	319	319	15	15	
TOTALS	RPI 1-25	RPI 26-50	W-L RECORDS	RPI 51-100	RPI 101-150	RPI 150+				
3- 16	0- 0	0- 0	OVERALL	0- 4	0- 3	3- 9				
1- 9	0- 0	0- 0	HOME	0- 3	0- 3	1- 3				
2- 7	0- 0	0- 0	AWAY	0- 1	0- 0	2- 6				
0- 0	0- 0	0- 0	NEUTRAL	0- 0	0- 0	0- 0				
2- 8	0- 0	0- 0	NON-CONFERENCE	0- 1	0- 3	2- 4				
1- 4	0- 0	0- 0	HOME	0- 0	0- 3	1- 1				
1- 4	0- 0	0- 0	AWAY	0- 1	0- 0	1- 3				
0- 0	0- 0	0- 0	NEUTRAL	0- 0	0- 0	0- 0				
1- 8	0- 0	0- 0	CONFERENCE	0- 3	0- 0	1- 5				
0- 5	0- 0	0- 0	HOME	0- 3	0- 0	0- 2				
1- 3	0- 0	0- 0	AWAY	0- 0	0- 0	1- 3				
0- 0	0- 0	0- 0	NEUTRAL	0- 0	0- 0	0- 0				

RPI 1-25				RPI 26-50				RPI 51-100				RPI 101+ Team's RPI: 315			
RPI	S	Opponent	Score	RPI	S	Opponent	Score	RPI	S	Opponent	Score	RPI	S	Opponent	Score

Non-Div I Games:

Air Force

■ Loss,
 ■ Non-Conf, S Site,
 ■ Home
 ■ Away
 N Neutral

Average RPI Win: 258	WON-LOST	WINNING	LAST 10	STRENGTH OF	OPP. STRENGTH	TEAM	ADJ.	CONF.	ADJ CONF.
Average RPI Loss: 115	RECORD	PCT. RANK	GAMES	SCHEDULE	OF SCHEDULE	RPI	RPI	RPI	RPI
DIV. I ONLY	7- 11	229	2- 7	141	224	189	189	10	10
DIV. I NON-CONF.	5- 4	143	1- 1	260	200	168	168	11	11
TOTALS	RPI 1-25	RPI 26-50	W-L RECORDS	RPI 51-100	RPI 101-150	RPI 150+			
7- 11	0- 1	0- 1	OVERALL	1- 3	0- 3	6- 3			
1- 6	0- 0	0- 1	HOME	0- 1	0- 2	1- 2			
6- 4	0- 0	0- 0	AWAY	1- 2	0- 1	5- 1			
0- 1	0- 1	0- 0	NEUTRAL	0- 0	0- 0	0- 0			
5- 4	0- 1	0- 1	NON-CONFERENCE	0- 1	0- 1	5- 0			
0- 2	0- 0	0- 1	HOME	0- 0	0- 1	0- 0			
5- 1	0- 0	0- 0	AWAY	0- 1	0- 0	5- 0			
0- 1	0- 1	0- 0	NEUTRAL	0- 0	0- 0	0- 0			
2- 7	0- 0	0- 0	CONFERENCE	1- 2	0- 2	1- 3			
1- 4	0- 0	0- 0	HOME	0- 1	0- 1	1- 2			
1- 3	0- 0	0- 0	AWAY	1- 1	0- 1	0- 1			
0- 0	0- 0	0- 0	NEUTRAL	0- 0	0- 0	0- 0			

RPI 1-25				RPI 26-50				RPI 51-100				RPI 101+				Team's RPI: 189	
RPI	S	Opponent	Score	RPI	S	Opponent	Score	RPI	S	Opponent	Score	RPI	S	Opponent	Score		
25	N	Elon	62 65	48	H	Bucknell	47 61	60	H	Ohio	69 85	115	H	Duquesne	57 67		
								79	A	Central Mich.	62 89	129	A	Ball St.	70 80		
								85	A	Northern Ill.	84 55	129	H	Ball St.	63 90		
								98	A	Penn St.	71 84	165	A	Western Mich.	60 73		
												165	H	Western Mich.	57 73		
												238	A	Canisius	73 64		
												256	H	Bowling Green	58 62		
												259	H	Eastern Mich.	80 62		
												272	A	Georgia St.	78 66		
												309	A	Eastern Ky.	63 57		
												319	A	Youngstown St.	76 74		
												326	A	Winthrop	80 59		
LAST 12 Division I GAMES:																	
129	H	Ball St.	63 90	256	H	Bowling Green	58 62										
259	H	Eastern Mich.	80 62	79	A	Central Mich.	62 89										
165	H	Western Mich.	57 73	165	A	Western Mich.	60 73										
85	A	Northern Ill.	84 55	25	N	Elon	62 65										
129	A	Ball St.	70 80	272	A	Georgia St.	78 66										
60	H	Ohio	69 85	115	H	Duquesne	57 67										

Non-Div I Games: Ohio Christian 69 52 Malone 63 52

Akron

■ Loss,
 ■ Non-Conf, S Site,
 ■ Home
 ■ Away
 N Neutral

Alabama

Through Games Of Feb. 3, 2017

Average RPI Win: 218	WON-LOST	WINNING	LAST 10	STRENGTH OF	OPP. STRENGTH	TEAM	ADJ.	CONF.	ADJ CONF.
Average RPI Loss: 47	RECORD	PCT. RANK	GAMES	SCHEDULE	OF SCHEDULE	RPI	RPI	RPI	RPI
DIV. I ONLY	15- 7	83	4- 6	176	77	117	117	2	2
DIV. I NON-CONF.	12- 1	7	3- 0	342	247	123	123	2	2

TOTALS	RPI 1-25	RPI 26-50	W-L RECORDS	RPI 51-100	RPI 101-150	RPI 150+			
15- 7	0- 4	1- 1	OVERALL	1- 0	3- 2	10- 0			
11- 4	0- 3	0- 0	HOME	1- 0	2- 1	8- 0			
2- 3	0- 1	1- 1	AWAY	0- 0	1- 1	0- 0			
2- 0	0- 0	0- 0	NEUTRAL	0- 0	0- 0	2- 0			
12- 1	0- 0	0- 1	NON-CONFERENCE	1- 0	1- 0	10- 0			
10- 0	0- 0	0- 0	HOME	1- 0	1- 0	8- 0			
0- 1	0- 0	0- 1	AWAY	0- 0	0- 0	0- 0			
2- 0	0- 0	0- 0	NEUTRAL	0- 0	0- 0	2- 0			
3- 6	0- 4	1- 0	CONFERENCE	0- 0	2- 2	0- 0			
1- 4	0- 3	0- 0	HOME	0- 0	1- 1	0- 0			
2- 2	0- 1	1- 0	AWAY	0- 0	1- 1	0- 0			
0- 0	0- 0	0- 0	NEUTRAL	0- 0	0- 0	0- 0			

RPI 1-25				RPI 26-50				RPI 51-100				RPI 101+ Team's RPI: 117			
RPI	S	Opponent	Score	RPI	S	Opponent	Score	RPI	S	Opponent	Score	RPI	S	Opponent	Score
3	A	South Carolina	45 93	31	A	Missouri	59 58	55	H	Georgia Tech	67 65	103	A	Ole Miss	65 57
4	H	Mississippi St.	54 67	43	A	Georgetown	59 70					103	H	Ole Miss	90 80
16	H	Kentucky	54 71									111	A	Vanderbilt	80 87
24	H	Auburn	55 66									126	H	Arkansas	50 68

Average RPI Win:	0	WON-LOST	WINNING	LAST 10	STRENGTH OF	OPP. STRENGTH	TEAM	ADJ.	CONF.	ADJ CONF.
Average RPI Loss:	233	RECORD	PCT. RANK	GAMES	SCHEDULE	OF SCHEDULE	RPI	RPI	RPI	RPI
DIV. I ONLY	0- 16	348	0- 10	320	335	349	349	30	30	
DIV. I NON-CONF.	0- 7	335	0- 3	191	267	340	340	30	30	
TOTALS	RPI 1-25	RPI 26-50	W-L RECORDS	RPI 51-100	RPI 101-150	RPI 150+				
0- 16	0- 0	0- 0	OVERALL	0- 2	0- 1	0- 13				
0- 5	0- 0	0- 0	HOME	0- 0	0- 0	0- 5				
0- 11	0- 0	0- 0	AWAY	0- 0	0- 0	0- 3				
0- 0	0- 0	0- 0	NEUTRAL	0- 0	0- 0	0- 0				
0- 7	0- 0	0- 0	NON-CONFERENCE	0- 2	0- 1	0- 4				
0- 0	0- 0	0- 0	HOME	0- 0	0- 0	0- 0				
0- 7	0- 0	0- 0	AWAY	0- 2	0- 1	0- 4				
0- 0	0- 0	0- 0	NEUTRAL	0- 0	0- 0	0- 0				
0- 9	0- 0	0- 0	CONFERENCE	0- 0	0- 0	0- 9				
0- 5	0- 0	0- 0	HOME	0- 0	0- 0	0- 5				
0- 4	0- 0	0- 0	AWAY	0- 0	0- 0	0- 4				
0- 0	0- 0	0- 0	NEUTRAL	0- 0	0- 0	0- 0				

RPI 1-25				RPI 26-50				RPI 51-100				RPI 101+				Team's RPI: 349	
RPI	S	Opponent	Score	RPI	S	Opponent	Score	RPI	S	Opponent	Score	RPI	S	Opponent	Score		
								72	A	North Carolina	35	80	117	A	Alabama	29	97
								86	A	Western Ky.	32	96	199	H	Alabama St.	37	52
												211	A	Texas Southern	51	60	
												219	H	Southern U.	54	66	
												231	A	Samford	37	61	
												249	A	Murray St.	49	81	
												266	H	Grambling	53	68	
												274	A	Evansville	54	63	
												277	A	Mississippi Val.	58	60	
												286	A	Southeast Mo. St.	47	75	
												288	A	Prairie View	47	71	
												299	H	Alcorn	57	73	
												313	A	Ark.-Pine Bluff	57	61	
												347	H	Jackson St.	54	64	
LAST 12 Division I GAMES:																	
				211	A	Texas Southern	51	60				277	A	Mississippi Val.	58	60	
				288	A	Prairie View	47	71				266	H	Grambling	53	68	
				299	H	Alcorn	57	73				347	H	Jackson St.	54	64	
				219	H	Southern U.	54	66				274	A	Evansville	54	63	
				199	H	Alabama St.	37	52				286	A	Southeast Mo. St.	47	75	
				313	A	Ark.-Pine Bluff	57	61				231	A	Samford	37	61	

Non-Div I Games: Oakwood 68 65 Concordia (AL) 61 58

Alabama A&M

Loss, Non-Conf, S Site, H Home A Away N Neutral

Average RPI Win:	299	WON-LOST	WINNING	LAST 10	STRENGTH OF	OPP. STRENGTH	TEAM	ADJ.	CONF.	ADJ CONF.
Average RPI Loss:	128	RECORD	PCT. RANK	GAMES	SCHEDULE	OF SCHEDULE	RPI	RPI	RPI	RPI
DIV. I ONLY	7- 11	229	7- 3	216	231	199	199	30	30	
DIV. I NON-CONF.	0- 9	335	0- 3	34	8	260	260	30	30	
TOTALS	RPI 1-25	RPI 26-50	W-L RECORDS	RPI 51-100	RPI 101-150	RPI 150+				
7- 11	0- 1	0- 2	OVERALL	0- 3	0- 1	7- 4				
3- 1	0- 0	0- 0	HOME	0- 0	0- 0	3- 1				
4- 10	0- 0	0- 0	AWAY	0- 1	0- 1	4- 1				
0- 0	0- 0	0- 0	NEUTRAL	0- 0	0- 0	0- 0				
0- 9	0- 1	0- 2	NON-CONFERENCE	0- 3	0- 1	0- 2				
0- 0	0- 0	0- 0	HOME	0- 0	0- 0	0- 0				
0- 9	0- 1	0- 2	AWAY	0- 3	0- 1	0- 2				
0- 0	0- 0	0- 0	NEUTRAL	0- 0	0- 0	0- 0				
7- 2	0- 0	0- 0	CONFERENCE	0- 0	0- 0	7- 2				
3- 1	0- 0	0- 0	HOME	0- 0	0- 0	3- 1				
4- 1	0- 0	0- 0	AWAY	0- 0	0- 0	4- 1				
0- 0	0- 0	0- 0	NEUTRAL	0- 0	0- 0	0- 0				

RPI 1-25				RPI 26-50				RPI 51-100				RPI 101+ Team's RPI: 199			
RPI	S	Opponent	Score	RPI	S	Opponent	Score	RPI	S	Opponent	Score	RPI	S	Opponent	Score
4	A	Mississippi St.	47 90	27	A	Ohio St.	61 118	55	A	Georgia Tech	48 70	120	A	Southern Miss.	43 70
				28	A	LSU	40 93	72	A	North Carolina	54 84	211	A	Texas Southern	48 52
								100	A	Troy	66 95	219	H	Southern U.	75 70
												231	A	Samford	49 63
												266	H	Grambling	45 60
												277	A	Mississippi Val.	79 73
												288	A	Prairie View	75 61
												291	A	Savannah St.	39 54
												299	H	Alcorn	72 54
												313	A	Ark.-Pine Bluff	74 62
												347	H	Jackson St.	73 64
												349	A	Alabama A&M	52 37
LAST 12 Division I GAMES:															
288	A	Prairie View	75 61	313	A	Ark.-Pine Bluff	74 62								
211	A	Texas Southern	48 52	347	H	Jackson St.	73 64								
219	H	Southern U.	75 70	266	H	Grambling	45 60								
299	H	Alcorn	72 54	28	A	LSU	40 93								
349	A	Alabama A&M	52 37	4	A	Mississippi St.	47 90								
277	A	Mississippi Val.	79 73	27	A	Ohio St.	61 118								

Non-Div I Games: Mobile 84 45

Alabama St.

■ Loss,
 ■ Non-Conf,
 ■ S Site,
 ■ Home
 ■ A Away
 N Neutral

Average RPI Win:	244	WON-LOST	WINNING	LAST 10	STRENGTH OF	OPP. STRENGTH	TEAM	ADJ.	CONF.	ADJ CONF.
Average RPI Loss:	128	RECORD	PCT. RANK	GAMES	SCHEDULE	OF SCHEDULE	RPI	RPI	RPI	RPI
DIV. I ONLY	11- 10	154	6- 4	230	185	176	176	22	22	
DIV. I NON-CONF.	5- 7	205	0- 2	175	143	187	187	21	21	
TOTALS	RPI 1-25	RPI 26-50	W-L RECORDS	RPI 51-100	RPI 101-150	RPI 150+				
11- 10	0- 2	0- 0	OVERALL	0- 2	1- 3	10- 3				
8- 1	0- 0	0- 0	HOME	0- 0	1- 0	7- 1				
3- 8	0- 1	0- 0	AWAY	0- 2	0- 3	3- 2				
0- 1	0- 1	0- 0	NEUTRAL	0- 0	0- 0	0- 0				
5- 7	0- 2	0- 0	NON-CONFERENCE	0- 1	0- 2	5- 2				
4- 0	0- 0	0- 0	HOME	0- 0	0- 0	4- 0				
1- 6	0- 1	0- 0	AWAY	0- 1	0- 2	1- 2				
0- 1	0- 1	0- 0	NEUTRAL	0- 0	0- 0	0- 0				
6- 3	0- 0	0- 0	CONFERENCE	0- 1	1- 1	5- 1				
4- 1	0- 0	0- 0	HOME	0- 0	1- 0	3- 1				
2- 2	0- 0	0- 0	AWAY	0- 1	0- 1	2- 0				
0- 0	0- 0	0- 0	NEUTRAL	0- 0	0- 0	0- 0				

RPI 1-25				RPI 26-50				RPI 51-100				RPI 101+ Team's RPI: 176			
RPI	S	Opponent	Score	RPI	S	Opponent	Score	RPI	S	Opponent	Score	RPI	S	Opponent	Score
16	A	Kentucky	46 70					82	A	St. John's (NY)	36 54	119	A	Maine	71 84
19	N	Miami (FL)	53 77					91	A	New Hampshire	58 71	121	A	Fordham	82 89
												134	H	Hartford	82 71
												145	A	Yale	53 64
												169	H	Army West Point	65 59
												172	H	Fairfield	59 45
												196	H	Siena	88 86
												197	A	Binghamton	67 61
												215	A	Dartmouth	61 69
												221	A	St. Bonaventure	59 67
												243	H	Stony Brook	64 54
												250	H	UMBC	56 64
												273	H	Boston U.	69 54
												281	H	Vermont	64 53
												337	A	UMass Lowell	79 60
												337	H	UMass Lowell	93 69
												345	A	Wagner	75 50
LAST 12 Division I GAMES:															
337	A	UMass Lowell	79 60	91	A	New Hampshire	58 71								
134	H	Hartford	82 71	243	H	Stony Brook	64 54								
281	H	Vermont	64 53	337	H	UMass Lowell	93 69								
119	A	Maine	71 84	215	A	Dartmouth	61 69								
197	A	Binghamton	67 61	221	A	St. Bonaventure	59 67								
250	H	UMBC	56 64	345	A	Wagner	75 50								

Non-Div I Games: Post 85 61

Albany (NY)

■ Loss,
 ■ Non-Conf, S Site,
 ■ Home
 ■ Away
 N Neutral

Average RPI Win: 299	WON-LOST	WINNING	LAST 10	STRENGTH OF	OPP. STRENGTH	TEAM	ADJ.	CONF.	ADJ CONF.
Average RPI Loss: 172	RECORD	PCT. RANK	GAMES	SCHEDULE	OF SCHEDULE	RPI	RPI	RPI	RPI
DIV. I ONLY	6- 14	274	0- 1	262	319	299	299	30	30
DIV. I NON-CONF.	0- 11	335	0- 1	129	221	324	324	30	30
TOTALS	RPI 1-25	RPI 26-50	W-L RECORDS	RPI 51-100	RPI 101-150	RPI 150+			
6- 14	0- 0	0- 0	OVERALL	0- 1	0- 6	6- 7			
4- 3	0- 0	0- 0	HOME	0- 0	0- 1	4- 2			
2- 10	0- 0	0- 0	AWAY	0- 0	0- 2	2- 2			
0- 1	0- 0	0- 0	NEUTRAL	0- 0	0- 0	0- 1			
0- 11	0- 0	0- 0	NON-CONFERENCE	0- 1	0- 6	0- 4			
0- 2	0- 0	0- 0	HOME	0- 0	0- 1	0- 1			
0- 8	0- 0	0- 0	AWAY	0- 1	0- 5	0- 2			
0- 1	0- 0	0- 0	NEUTRAL	0- 0	0- 0	0- 1			
6- 3	0- 0	0- 0	CONFERENCE	0- 0	0- 0	6- 3			
4- 1	0- 0	0- 0	HOME	0- 0	0- 0	4- 1			
2- 2	0- 0	0- 0	AWAY	0- 0	0- 0	2- 2			
0- 0	0- 0	0- 0	NEUTRAL	0- 0	0- 0	0- 0			

RPI 1-25			RPI 26-50			RPI 51-100			RPI 101+			Team's RPI: 299
RPI	S	Opponent	Score	RPI	S	Opponent	Score	RPI	S	Opponent	Score	
						59 A Texas Tech	37 90			113 A Central Ark.	45 59	
										113 H Central Ark.	57 71	
										117 A Alabama	43 93	
										120 A Southern Miss.	56 99	
										127 A Arizona	59 74	
										143 A TCU	39 95	
										179 A Houston	70 85	
										199 A Alabama St.	54 72	
										211 H Texas Southern	53 57	
										213 A Grand Canyon	44 77	
										219 H Southern U.	69 63	
										262 H Jacksonville St.	66 70	
										266 A Grambling	63 86	
										277 H Mississippi Val.	69 49	
										286 N Southeast Mo. St.	50 68	
										288 H Prairie View	62 55	
										313 H Ark.-Pine Bluff	70 48	
										347 A Jackson St.	70 53	
										349 A Alabama A&M	73 57	
LAST 12 Division I GAMES:												
						286 N Southeast Mo. St.	50 68			266 A Grambling	63 86	
						219 H Southern U.	69 63			347 A Jackson St.	70 53	
						349 A Alabama A&M	73 57			288 H Prairie View	62 55	
						199 A Alabama St.	54 72			211 H Texas Southern	53 57	
						313 H Ark.-Pine Bluff	70 48			179 A Houston	70 85	
						277 H Mississippi Val.	69 49			143 A TCU	39 95	

Non-Div I Games:

Alcorn

■ Loss,
 ■ Non-Conf,
 ■ S Site,
 ■ H Home
 ■ A Away
 N Neutral

Average RPI Win: 238	WON-LOST	WINNING	LAST 10	STRENGTH OF	OPP. STRENGTH	TEAM	ADJ.	CONF.	ADJ CONF.
Average RPI Loss: 148	RECORD	PCT. RANK	GAMES	SCHEDULE	OF SCHEDULE	RPI	RPI	RPI	RPI
DIV. I ONLY	10- 11	187	7- 3	174	239	185	185	24	24
DIV. I NON-CONF.	3- 8	262	0- 2	111	203	229	229	25	25
TOTALS	RPI 1-25	RPI 26-50	W-L RECORDS	RPI 51-100	RPI 101-150	RPI 150+			
10- 11	0- 0	1- 2	OVERALL	1- 1	0- 3	8- 5			
6- 3	0- 0	1- 0	HOME	1- 0	0- 2	4- 1			
4- 6	0- 0	0- 2	AWAY	0- 1	0- 0	4- 3			
0- 2	0- 0	0- 0	NEUTRAL	0- 0	0- 1	0- 1			
3- 8	0- 0	0- 1	NON-CONFERENCE	1- 1	0- 3	2- 3			
2- 2	0- 0	0- 0	HOME	1- 0	0- 2	1- 0			
1- 4	0- 0	0- 1	AWAY	0- 1	0- 0	1- 2			
0- 2	0- 0	0- 0	NEUTRAL	0- 0	0- 1	0- 1			
7- 3	0- 0	1- 1	CONFERENCE	0- 0	0- 0	6- 2			
4- 1	0- 0	1- 0	HOME	0- 0	0- 0	3- 1			
3- 2	0- 0	0- 1	AWAY	0- 0	0- 0	3- 1			
0- 0	0- 0	0- 0	NEUTRAL	0- 0	0- 0	0- 0			

RPI 1-25				RPI 26-50				RPI 51-100				RPI 101+ Team's RPI: 185			
RPI	S	Opponent	Score	RPI	S	Opponent	Score	RPI	S	Opponent	Score	RPI	S	Opponent	Score
				34	A	Michigan	33 82	68	H	George Washington	66 61	107	H	Delaware	55 56
				48	A	Bucknell	67 73	98	A	Penn St.	65 70	118	N	VCU	62 68
				48	H	Bucknell	59 47					124	H	William & Mary	34 48
												159	A	La Salle	59 63
												169	A	Army West Point	51 53
												190	A	Hofstra	67 72
												245	A	Loyola Maryland	60 45
												250	H	UMBC	70 53
												270	A	Colgate	73 62
												270	H	Colgate	68 57
												272	N	Georgia St.	58 59
												273	H	Boston U.	73 62
												308	H	Lehigh	68 51
												314	H	Holy Cross	60 61
												319	A	Youngstown St.	77 64
												324	A	Lafayette	76 52
LAST 12 Division I GAMES:															
				48	H	Bucknell	59 47	308	H	Lehigh	68 51				
				270	A	Colgate	73 62	48	A	Bucknell	67 73				
				314	H	Holy Cross	60 61	270	H	Colgate	68 57				
				324	A	Lafayette	76 52	245	A	Loyola Maryland	60 45				
				169	A	Army West Point	51 53	34	A	Michigan	33 82				
				273	H	Boston U.	73 62	98	A	Penn St.	65 70				

Non-Div I Games:

American

■ Loss,
 ■ Non-Conf,
 ■ S Site,
 ■ H Home
 ■ A Away
 N Neutral

Average RPI Win:	253	WON-LOST	WINNING	LAST 10	STRENGTH OF	OPP. STRENGTH	TEAM	ADJ.	CONF.	ADJ CONF.
Average RPI Loss:	119	RECORD	PCT. RANK	GAMES	SCHEDULE	OF SCHEDULE	RPI	RPI	RPI	RPI
DIV. I ONLY	8- 13	233	3- 7	114	213	186	186	21	21	
DIV. I NON-CONF.	5- 6	186	1- 1	143	190	158	158	19	19	
TOTALS	RPI 1-25	RPI 26-50	W-L RECORDS	RPI 51-100	RPI 101-150	RPI 150+				
8- 13	0- 2	0- 0	OVERALL	0- 5	0- 1	8- 5				
3- 5	0- 0	0- 0	HOME	0- 2	0- 1	3- 2				
4- 8	0- 2	0- 0	AWAY	0- 3	0- 0	4- 3				
1- 0	0- 0	0- 0	NEUTRAL	0- 0	0- 0	1- 0				
5- 6	0- 2	0- 0	NON-CONFERENCE	0- 1	0- 1	5- 2				
2- 2	0- 0	0- 0	HOME	0- 0	0- 1	2- 1				
2- 4	0- 2	0- 0	AWAY	0- 1	0- 0	2- 1				
1- 0	0- 0	0- 0	NEUTRAL	0- 0	0- 0	1- 0				
3- 7	0- 0	0- 0	CONFERENCE	0- 4	0- 0	3- 3				
1- 3	0- 0	0- 0	HOME	0- 2	0- 0	1- 1				
2- 4	0- 0	0- 0	AWAY	0- 2	0- 0	2- 2				
0- 0	0- 0	0- 0	NEUTRAL	0- 0	0- 0	0- 0				

RPI 1-25				RPI 26-50				RPI 51-100				RPI 101+ Team's RPI: 186			
RPI	S	Opponent	Score	RPI	S	Opponent	Score	RPI	S	Opponent	Score	RPI	S	Opponent	Score
12	A	Tennessee	66 92					51	A	UT Arlington	63 74	123	H	Radford	54 57
15	A	DePaul	58 99					51	H	UT Arlington	62 73	178	A	ETSU	71 68
								55	A	Georgia Tech	52 81	180	H	Col. of Charleston	62 65
								58	A	Little Rock	55 67	208	A	Texas St.	66 64
								58	H	Little Rock	69 77	208	H	Texas St.	37 53
												214	H	UNC Asheville	81 51
												241	A	Richmond	46 55
												247	A	Coastal Caro.	55 60
												253	A	Ga. Southern	50 53
												271	A	Liberty	66 57
												272	A	Georgia St.	67 63
												275	H	N.C. A&T	71 58
												280	N	Gardner-Webb	72 67
												323	H	Arkansas St.	76 50
LAST 12 Division I GAMES:															
58	A	Little Rock	55 67	58	H	Little Rock	69 77								
51	H	UT Arlington	62 73	323	H	Arkansas St.	76 50								
208	H	Texas St.	37 53	208	A	Texas St.	66 64								
253	A	Ga. Southern	50 53	51	A	UT Arlington	63 74								
272	A	Georgia St.	67 63	214	H	UNC Asheville	81 51								
247	A	Coastal Caro.	55 60	12	A	Tennessee	66 92								

Non-Div I Games:

Appalachian St.

■ Loss,
■ Non-Conf, S Site,
■ Home
■ Away
N Neutral

Average RPI Win:	207	WON-LOST	WINNING	LAST 10	STRENGTH OF	OPP. STRENGTH	TEAM	ADJ.	CONF.	ADJ CONF.
Average RPI Loss:	61	RECORD	PCT. RANK	GAMES	SCHEDULE	OF SCHEDULE	RPI	RPI	RPI	RPI
DIV. I ONLY	11- 11	166	2- 8	92	59	127	127	1	1	
DIV. I NON-CONF.	9- 2	37	1- 0	321	279	141	141	1	1	
TOTALS	RPI 1-25	RPI 26-50	W-L RECORDS	RPI 51-100	RPI 101-150	RPI 150+				
11- 11	0- 4	0- 3	OVERALL	2- 2	1- 1	8- 1				
7- 5	0- 2	0- 2	HOME	1- 0	0- 0	6- 1				
4- 6	0- 2	0- 1	AWAY	1- 2	1- 1	2- 0				
0- 0	0- 0	0- 0	NEUTRAL	0- 0	0- 0	0- 0				
9- 2	0- 0	0- 0	NON-CONFERENCE	0- 0	1- 1	8- 1				
6- 1	0- 0	0- 0	HOME	0- 0	0- 0	6- 1				
3- 1	0- 0	0- 0	AWAY	0- 0	1- 1	2- 0				
0- 0	0- 0	0- 0	NEUTRAL	0- 0	0- 0	0- 0				
2- 9	0- 4	0- 3	CONFERENCE	2- 2	0- 0	0- 0				
1- 4	0- 2	0- 2	HOME	1- 0	0- 0	0- 0				
1- 5	0- 2	0- 1	AWAY	1- 2	0- 0	0- 0				
0- 0	0- 0	0- 0	NEUTRAL	0- 0	0- 0	0- 0				

RPI	S	Opponent	Score	RPI	S	Opponent	Score	RPI	S	Opponent	Score	RPI	S	Opponent	Score	Team's RPI: 127
8	H	Washington	73 90	38	H	Oregon	65 79	57	A	Utah	81 70	138	A	Kansas	51 75	
9	A	Stanford	46 73	45	A	California	60 71	67	H	Washington St.	56 55	146	A	George Mason	81 70	
9	H	Stanford	55 77	45	H	California	64 74	70	A	Southern California	54 58	184	A	New Mexico St.	74 63	
13	A	UCLA	49 69					78	A	Colorado	56 65	210	H	Utah St.	61 57	
												216	H	North Texas	58 62	
												218	H	San Diego	76 59	
												242	H	Portland St.	75 52	
												265	A	Southern Utah	77 65	
												266	H	Grambling	73 46	
												299	H	Alcorn	74 59	
												328	H	Fla. Atlantic	77 67	
LAST 12 Division I GAMES:																
38	H	Oregon	65 79	8	H	Washington	73 90									
13	A	UCLA	49 69	57	A	Utah	81 70									
70	A	Southern California	54 58	78	A	Colorado	56 65									
45	A	California	60 71	9	H	Stanford	55 77									
9	A	Stanford	46 73	45	H	California	64 74									
67	H	Washington St.	56 55	242	H	Portland St.	75 52									

Non-Div I Games:

Arizona

Average RPI Win:	127	WON-LOST	WINNING	LAST 10	STRENGTH OF	OPP. STRENGTH	TEAM	ADJ.	CONF.	ADJ CONF.
Average RPI Loss:	22	RECORD	PCT. RANK	GAMES	SCHEDULE	OF SCHEDULE	RPI	RPI	RPI	RPI
DIV. I ONLY	14- 8	102	5- 5	14	8	30	30	1	1	
DIV. I NON-CONF.	9- 2	37	1- 0	116	49	40	40	1	1	
TOTALS	RPI 1-25	RPI 26-50	W-L RECORDS	RPI 51-100	RPI 101-150	RPI 150+				
14- 8	1- 6	2- 1	OVERALL	6- 1	1- 0	4- 0				
8- 3	0- 3	1- 0	HOME	2- 0	1- 0	4- 0				
5- 4	1- 2	1- 1	AWAY	3- 1	0- 0	0- 0				
1- 1	0- 1	0- 0	NEUTRAL	1- 0	0- 0	0- 0				
9- 2	1- 1	0- 1	NON-CONFERENCE	3- 0	1- 0	4- 0				
6- 0	0- 0	0- 0	HOME	1- 0	1- 0	4- 0				
2- 1	1- 0	0- 1	AWAY	1- 0	0- 0	0- 0				
1- 1	0- 1	0- 0	NEUTRAL	1- 0	0- 0	0- 0				
5- 6	0- 5	2- 0	CONFERENCE	3- 1	0- 0	0- 0				
2- 3	0- 3	1- 0	HOME	1- 0	0- 0	0- 0				
3- 3	0- 2	1- 0	AWAY	2- 1	0- 0	0- 0				
0- 0	0- 0	0- 0	NEUTRAL	0- 0	0- 0	0- 0				

RPI 1-25				RPI 26-50				RPI 51-100				RPI 101+			
RPI	S	Opponent	Score	RPI	S	Opponent	Score	RPI	S	Opponent	Score	RPI	S	Opponent	Score
6	H	Oregon St.	45 54	39	A	Marquette	63 75	57	A	Utah	66 44	148	H	Oral Roberts	79 52
8	H	Washington	54 65	45	A	California	54 45	64	H	Florida	69 63	194	H	San Jose St.	82 37
9	A	Stanford	56 66	45	H	California	72 62	67	H	Washington St.	68 49	273	H	Boston U.	71 42
9	H	Stanford	57 64					70	A	Southern California	50 65	314	H	Holy Cross	63 33
13	A	UCLA	60 69					78	A	Colorado	71 52	317	H	Illinois St.	76 40
16	A	Kentucky	73 71					82	N	St. John's (NY)	54 41				
18	N	Maryland	42 83					84	A	Middle Tenn.	69 48				
LAST 12 Division I GAMES:															
6	H	Oregon St.	45 54	67	H	Washington St.	68 49								
70	A	Southern California	50 65	78	A	Colorado	71 52								
13	A	UCLA	60 69	57	A	Utah	66 44								
9	A	Stanford	56 66	45	H	California	72 62								
45	A	California	54 45	9	H	Stanford	57 64								
8	H	Washington	54 65	314	H	Holy Cross	63 33								

Non-Div I Games:

Arizona St.

Average RPI Win:	309	WON-LOST	WINNING	LAST 10	STRENGTH OF	OPP. STRENGTH	TEAM	ADJ.	CONF.	ADJ CONF.
Average RPI Loss:	187	RECORD	PCT. RANK	GAMES	SCHEDULE	OF SCHEDULE	RPI	RPI	RPI	RPI
DIV. I ONLY	5- 13	284	4- 6	288	326	313	313	30	30	
DIV. I NON-CONF.	1- 8	314	1- 2	117	244	287	287	30	30	
TOTALS	RPI 1-25	RPI 26-50	W-L RECORDS	RPI 51-100	RPI 101-150	RPI 150+				
5- 13	0- 1	0- 1	OVERALL	0- 0	0- 1	5- 10				
3- 3	0- 0	0- 0	HOME	0- 0	0- 0	3- 3				
1- 9	0- 1	0- 1	AWAY	0- 0	0- 1	1- 6				
1- 1	0- 0	0- 0	NEUTRAL	0- 0	0- 0	1- 1				
1- 8	0- 1	0- 1	NON-CONFERENCE	0- 0	0- 1	1- 5				
0- 1	0- 0	0- 0	HOME	0- 0	0- 0	0- 1				
0- 6	0- 1	0- 1	AWAY	0- 0	0- 1	0- 3				
1- 1	0- 0	0- 0	NEUTRAL	0- 0	0- 0	1- 1				
4- 5	0- 0	0- 0	CONFERENCE	0- 0	0- 0	4- 5				
3- 2	0- 0	0- 0	HOME	0- 0	0- 0	3- 2				
1- 3	0- 0	0- 0	AWAY	0- 0	0- 0	1- 3				
0- 0	0- 0	0- 0	NEUTRAL	0- 0	0- 0	0- 0				

RPI 1-25				RPI 26-50				RPI 51-100				RPI 101+ Team's RPI: 313			
RPI	S	Opponent	Score	RPI	S	Opponent	Score	RPI	S	Opponent	Score	RPI	S	Opponent	Score
6	A	Oregon St.	40 73	40	A	South Dakota St.	45 103					129	A	Ball St.	60 88
												155	A	Cincinnati	42 72
												177	A	Xavier	41 62
												183	A	Illinois	58 70
												199	H	Alabama St.	62 74
												211	H	Texas Southern	49 45
												219	A	Southern U.	50 67
												226	N	Campbell	31 51
												254	H	Austin Peay	55 69
												266	A	Grambling	54 56
												277	H	Mississippi Val.	63 73
												288	H	Prairie View	64 47
												299	A	Alcorn	48 70
												347	A	Jackson St.	78 71
												348	N	Morgan St.	53 44
												349	H	Alabama A&M	61 57
LAST 12 Division I GAMES:															
347	A	Jackson St.	78 71	349	H	Alabama A&M	61 57								
266	A	Grambling	54 56	199	H	Alabama St.	62 74								
288	H	Prairie View	64 47	277	H	Mississippi Val.	63 73								
211	H	Texas Southern	49 45	6	A	Oregon St.	40 73								
299	A	Alcorn	48 70	348	N	Morgan St.	53 44								
219	A	Southern U.	50 67	226	N	Campbell	31 51								

Non-Div I Games: Philander Smith 88 65 Tougaloo 71 60

Ark.-Pine Bluff

■ Loss,
 ■ Non-Conf, S Site,
 ■ Home
 ■ Away
 N Neutral

Arkansas

Through Games Of Feb. 3, 2017

Average RPI Win:	191	WON-LOST	WINNING	LAST 10	STRENGTH OF	OPP. STRENGTH	TEAM	ADJ.	CONF.	ADJ CONF.
Average RPI Loss:	70	RECORD	PCT. RANK	GAMES	SCHEDULE	OF SCHEDULE	RPI	RPI	RPI	RPI
DIV. I ONLY	13- 9	127	3- 7	106	81	126	126	2	2	
DIV. I NON-CONF.	11- 2	24	2- 1	279	237	107	107	2	2	
TOTALS	RPI 1-25	RPI 26-50	W-L RECORDS	RPI 51-100	RPI 101-150	RPI 150+				
13- 9	0- 2	0- 3	OVERALL	2- 0	5- 3	6- 1				
9- 5	0- 1	0- 2	HOME	2- 0	2- 2	5- 0				
2- 4	0- 1	0- 1	AWAY	0- 0	2- 1	0- 1				
2- 0	0- 0	0- 0	NEUTRAL	0- 0	1- 0	1- 0				
11- 2	0- 0	0- 0	NON-CONFERENCE	2- 0	3- 1	6- 1				
8- 1	0- 0	0- 0	HOME	2- 0	1- 1	5- 0				
1- 1	0- 0	0- 0	AWAY	0- 0	1- 0	0- 1				
2- 0	0- 0	0- 0	NEUTRAL	0- 0	1- 0	1- 0				
2- 7	0- 2	0- 3	CONFERENCE	0- 0	2- 2	0- 0				
1- 4	0- 1	0- 2	HOME	0- 0	1- 1	0- 0				
1- 3	0- 1	0- 1	AWAY	0- 0	1- 1	0- 0				
0- 0	0- 0	0- 0	NEUTRAL	0- 0	0- 0	0- 0				

RPI 1-25				RPI 26-50				RPI 51-100				RPI 101+ Team's RPI: 126			
RPI	S	Opponent	Score	RPI	S	Opponent	Score	RPI	S	Opponent	Score	RPI	S	Opponent	Score
4	H	Mississippi St.	51 59	28	A	LSU	46 53	59	H	Texas Tech	66 60	103	A	Ole Miss	64 73
20	A	Texas A&M	65 90	28	H	LSU	52 53	66	H	South Dakota	70 67	105	H	Georgia	66 69
				31	H	Missouri	46 60					106	N	Navy	70 67
												111	H	Vanderbilt	59 56
												117	A	Alabama	68 50
												139	A	Tulsa	57 50
												140	H	Stetson	79 62
												148	H	Oral Roberts	60 70
												162	A	Missouri St.	62 64
												188	N	Memphis	91 61
												225	H	Butler	68 50
												320	H	Northwestern St.	65 36
												331	H	La.-Monroe	92 46
												339	H	Houston Baptist	101 40
												343	H	Sam Houston St.	71 39
LAST 12 Division I GAMES:															
105	H	Georgia	66 69	28	H	LSU	52 53								
28	A	LSU	46 53	4	H	Mississippi St.	51 59								
31	H	Missouri	46 60	103	A	Ole Miss	64 73								
111	H	Vanderbilt	59 56	339	H	Houston Baptist	101 40								
117	A	Alabama	68 50	148	H	Oral Roberts	60 70								
20	A	Texas A&M	65 90	320	H	Northwestern St.	65 36								

Non-Div I Games:

Arkansas

■ Loss,
 ■ Non-Conf, S Site,
 ■ Home
 ■ Away
 N Neutral

Average RPI Win:	252	WON-LOST	WINNING	LAST 10	STRENGTH OF	OPP. STRENGTH	TEAM	ADJ.	CONF.	ADJ CONF.
Average RPI Loss:	163	RECORD	PCT. RANK	GAMES	SCHEDULE	OF SCHEDULE	RPI	RPI	RPI	RPI
DIV. I ONLY	5- 17	304	3- 7	280	148	323	323	21	21	
DIV. I NON-CONF.	2- 10	305	0- 2	247	48	309	309	19	19	
TOTALS	RPI 1-25	RPI 26-50	W-L RECORDS	RPI 51-100	RPI 101-150	RPI 150+				
5- 17	0- 1	0- 2	OVERALL	0- 4	1- 0	4- 10				
4- 4	0- 1	0- 0	HOME	0- 2	1- 0	3- 1				
0- 11	0- 0	0- 1	AWAY	0- 2	0- 0	0- 8				
1- 2	0- 0	0- 1	NEUTRAL	0- 0	0- 0	1- 1				
2- 10	0- 1	0- 2	NON-CONFERENCE	0- 2	1- 0	1- 5				
1- 2	0- 1	0- 0	HOME	0- 1	1- 0	0- 0				
0- 6	0- 0	0- 1	AWAY	0- 1	0- 0	0- 4				
1- 2	0- 0	0- 1	NEUTRAL	0- 0	0- 0	1- 1				
3- 7	0- 0	0- 0	CONFERENCE	0- 2	0- 0	3- 5				
3- 2	0- 0	0- 0	HOME	0- 1	0- 0	3- 1				
0- 5	0- 0	0- 0	AWAY	0- 1	0- 0	0- 4				
0- 0	0- 0	0- 0	NEUTRAL	0- 0	0- 0	0- 0				

RPI 1-25				RPI 26-50				RPI 51-100				RPI 101+ Team's RPI: 323			
RPI	S	Opponent	Score	RPI	S	Opponent	Score	RPI	S	Opponent	Score	RPI	S	Opponent	Score
21	H	South Fla.	59 78	45	N	California	55 80	58	A	Little Rock	59 73	139	H	Tulsa	83 80
				46	A	Oklahoma St.	34 76	64	H	Florida	60 71	168	A	Wichita St.	51 69
								89	A	Iowa St.	53 105	186	A	Appalachian St.	50 76
								100	H	Troy	75 83	205	A	Louisiana	60 72
												205	H	Louisiana	72 80
												232	A	Tennessee St.	66 76
												246	H	South Ala.	56 53
												247	A	Coastal Caro.	55 57
												247	H	Coastal Caro.	60 52
												254	A	Austin Peay	55 62
												261	N	Northern Ky.	78 83
												264	A	UT Martin	63 68
												298	N	Kennesaw St.	70 67
												331	A	La.-Monroe	51 59
												331	H	La.-Monroe	71 56
LAST 12 Division I GAMES:															
247	H	Coastal Caro.	60 52	247	A	Coastal Caro.	55 57	186	A	Appalachian St.	50 76	205	H	Louisiana	72 80
331	A	La.-Monroe	51 59	45	N	California	55 80	331	H	La.-Monroe	71 56	45	N	California	55 80
205	A	Louisiana	60 72	58	A	Little Rock	59 73	261	N	Northern Ky.	78 83				
100	H	Troy	75 83												
246	H	South Ala.	56 53												
58	A	Little Rock	59 73												

Non-Div I Games:

Arkansas St.

■ Loss,
■ Non-Conf,
■ S Site,
■ H Home
■ A Away
N Neutral

Average RPI Win: 275		WON-LOST	WINNING	LAST 10	STRENGTH OF		OPP. STRENGTH	TEAM	ADJ.	CONF.	ADJ CONF.
Average RPI Loss: 113		RECORD	PCT. RANK	GAMES	SCHEDULE		OF SCHEDULE	RPI	RPI	RPI	RPI
DIV. I ONLY		14- 6	71	6- 4	328		247	169	169	24	24
DIV. I NON-CONF.		8- 2	49	1- 0	340		269	153	153	25	25
TOTALS		RPI 1-25	RPI 26-50		W-L RECORDS		RPI 51-100	RPI 101-150		RPI 150+	
14- 6	0- 0	0- 2		OVERALL		0- 1	2- 1		12- 2		
7- 2	0- 0	0- 1		HOME		0- 0	1- 1		6- 0		
7- 4	0- 0	0- 1		AWAY		0- 1	1- 0		6- 2		
0- 0	0- 0	0- 0		NEUTRAL		0- 0	0- 0		0- 0		
8- 2	0- 0	0- 0		NON-CONFERENCE		0- 1	2- 0		6- 1		
5- 0	0- 0	0- 0		HOME		0- 0	1- 0		4- 0		
3- 2	0- 0	0- 0		AWAY		0- 1	1- 0		2- 1		
0- 0	0- 0	0- 0		NEUTRAL		0- 0	0- 0		0- 0		
6- 4	0- 0	0- 2		CONFERENCE		0- 0	0- 1		6- 1		
2- 2	0- 0	0- 1		HOME		0- 0	0- 1		2- 0		
4- 2	0- 0	0- 1		AWAY		0- 0	0- 0		4- 1		
0- 0	0- 0	0- 0		NEUTRAL		0- 0	0- 0		0- 0		

RPI 1-25				RPI 26-50				RPI 51-100				RPI 101+				Team's RPI: 169	
RPI	S	Opponent	Score	RPI	S	Opponent	Score	RPI	S	Opponent	Score	RPI	S	Opponent	Score		
				48	A	Bucknell	62 68	56	A	Minnesota	52 70	106	H	Navy	58 63		
				48	H	Bucknell	56 60					107	A	Delaware	61 47		
												145	H	Yale	59 55		
												176	A	Albany (NY)	59 65		
												185	H	American	53 51		
												215	A	Dartmouth	68 60		
												245	A	Loyola Maryland	62 71		
												270	A	Colgate	76 69		
												308	A	Lehigh	75 71		
												314	A	Holy Cross	67 59		
												315	H	Air Force	75 47		
												321	H	St. Francis Brooklyn	69 46		
												324	A	Lafayette	63 55		
												324	H	Lafayette	76 73		
												333	A	LIU Brooklyn	68 47		
												344	H	Fairleigh Dickinson	86 58		
												345	H	Wagner	85 40		
LAST 12 Division I GAMES:																	
				324	A	Lafayette	63 55	245	A	Loyola Maryland	62 71						
				48	A	Bucknell	62 68	324	H	Lafayette	76 73						
				106	H	Navy	58 63	48	H	Bucknell	56 60						
				314	A	Holy Cross	67 59	308	A	Lehigh	75 71						
				185	H	American	53 51	107	A	Delaware	61 47						
				270	A	Colgate	76 69	56	A	Minnesota	52 70						

Non-Div I Games:	Mercy	90	48
------------------	-------	----	----

Army West Point

■ Loss, ■ Non-Conf, S Site, H Home A Away N Neutral

Average RPI Win:	126	WON-LOST	WINNING	LAST 10	STRENGTH OF	OPP. STRENGTH	TEAM	ADJ.	CONF.	ADJ CONF.
Average RPI Loss:	25	RECORD	PCT. RANK	GAMES	SCHEDULE	OF SCHEDULE	RPI	RPI	RPI	RPI
DIV. I ONLY	15- 8	97	6- 4	7	31	24	24	2	2	
DIV. I NON-CONF.	10- 4	80	2- 1	26	82	26	26	2	2	
TOTALS	RPI 1-25	RPI 26-50	W-L RECORDS	RPI 51-100	RPI 101-150	RPI 150+				
15- 8	1- 4	1- 4	OVERALL	4- 0	5- 0	4- 0				
6- 4	1- 3	0- 1	HOME	3- 0	1- 0	1- 0				
6- 3	0- 1	0- 2	AWAY	1- 0	3- 0	2- 0				
3- 1	0- 0	1- 1	NEUTRAL	0- 0	1- 0	1- 0				
10- 4	0- 1	1- 3	NON-CONFERENCE	3- 0	2- 0	4- 0				
4- 1	0- 0	0- 1	HOME	3- 0	0- 0	1- 0				
3- 2	0- 1	0- 1	AWAY	0- 0	1- 0	2- 0				
3- 1	0- 0	1- 1	NEUTRAL	0- 0	1- 0	1- 0				
5- 4	1- 3	0- 1	CONFERENCE	1- 0	3- 0	0- 0				
2- 3	1- 3	0- 0	HOME	0- 0	1- 0	0- 0				
3- 1	0- 0	0- 1	AWAY	1- 0	2- 0	0- 0				
0- 0	0- 0	0- 0	NEUTRAL	0- 0	0- 0	0- 0				

RPI S	Opponent	Score	RPI S	Opponent	Score	RPI S	Opponent	Score	RPI S	Opponent	Score
3	H South Carolina	47 73	29	N Drake	85 80	52	H Indiana	71 67	103	H Ole Miss	83 60
4	H Mississippi St.	47 77	31	A Missouri	53 68	64	A Florida	82 75	108	A East Carolina	61 52
12	H Tennessee	79 61	35	A Tulane	59 61	95	H Jacksonville	53 41	111	A Vanderbilt	64 59
16	H Kentucky	60 64	42	H Virginia Tech	87 92	100	H Troy	61 52	117	A Alabama	66 55
17	A Kansas St.	66 71	49	N West Virginia	52 56				129	N Ball St.	54 40
									173	A Louisiana Tech	76 66
									236	N Marist	52 51
									275	A N.C. A&T	68 36
									291	H Savannah St.	75 46
LAST 12 Division I GAMES:											
4	H Mississippi St.	47 77	103	H Ole Miss	83 60						
117	A Alabama	66 55	3	H South Carolina	47 73						
31	A Missouri	53 68	64	A Florida	82 75						
16	H Kentucky	60 64	95	H Jacksonville	53 41						
12	H Tennessee	79 61	35	A Tulane	59 61						
111	A Vanderbilt	64 59	29	N Drake	85 80						

Non-Div I Games:

Auburn

■ Loss,
 ■ Non-Conf, S Site,
 ■ Home
 ■ Away
 N Neutral

Average RPI Win:	269	WON-LOST	WINNING	LAST 10	STRENGTH OF	OPP. STRENGTH	TEAM	ADJ.	CONF.	ADJ CONF.
Average RPI Loss:	185	RECORD	PCT. RANK	GAMES	SCHEDULE	OF SCHEDULE	RPI	RPI	RPI	RPI
DIV. I ONLY	9- 12	211	5- 5	272	280	254	254	26	26	
DIV. I NON-CONF.	4- 7	224	0- 2	266	246	283	283	26	26	
TOTALS	RPI 1-25	RPI 26-50	W-L RECORDS	RPI 51-100	RPI 101-150	RPI 150+				
9- 12	0- 0	0- 0	OVERALL	0- 3	0- 2	9- 7				
6- 4	0- 0	0- 0	HOME	0- 2	0- 0	6- 2				
3- 7	0- 0	0- 0	AWAY	0- 1	0- 2	3- 4				
0- 1	0- 0	0- 0	NEUTRAL	0- 0	0- 0	0- 1				
4- 7	0- 0	0- 0	NON-CONFERENCE	0- 2	0- 2	4- 3				
3- 2	0- 0	0- 0	HOME	0- 1	0- 0	3- 1				
1- 4	0- 0	0- 0	AWAY	0- 1	0- 2	1- 1				
0- 1	0- 0	0- 0	NEUTRAL	0- 0	0- 0	0- 1				
5- 5	0- 0	0- 0	CONFERENCE	0- 1	0- 0	5- 4				
3- 2	0- 0	0- 0	HOME	0- 1	0- 0	3- 1				
2- 3	0- 0	0- 0	AWAY	0- 0	0- 0	2- 3				
0- 0	0- 0	0- 0	NEUTRAL	0- 0	0- 0	0- 0				

RPI 1-25			RPI 26-50			RPI 51-100			RPI 101+			Team's RPI: 254
RPI	S	Opponent	Score	RPI	S	Opponent	Score	RPI	S	Opponent	Score	
						77 H Belmont	71 80	103 A Ole Miss		38 66		
						84 A Middle Tenn.	51 82	135 A UCF		43 61		
						86 H Western Ky.	65 85	178 H ETSU		77 74		
								195 H Morehead St.		71 81		
								209 H SIUE		85 62		
								212 H Miami (OH)		58 73		
								221 N St. Bonaventure		57 58		
								249 H Murray St.		75 63		
								257 A Tennessee Tech		87 84		
								262 A Jacksonville St.		45 65		
								264 A UT Martin		80 83		
								274 A Evansville		54 68		
								286 H Southeast Mo. St.		84 74		
								298 H Kennesaw St.		68 49		
								304 A Eastern Ill.		69 59		
								309 A Eastern Ky.		71 80		
								313 A Ark.-Pine Bluff		69 55		
								323 H Arkansas St.		62 55		
LAST 12 Division I GAMES:												
309	A	Eastern Ky.	71 80	262	A	Jacksonville St.	45 65					
286	H	Southeast Mo. St.	84 74	257	A	Tennessee Tech	87 84					
264	A	UT Martin	80 83	77	H	Belmont	71 80					
249	H	Murray St.	75 63	195	H	Morehead St.	71 81					
304	A	Eastern Ill.	69 59	103	A	Ole Miss	38 66					
209	H	SIUE	85 62	84	A	Middle Tenn.	51 82					

Non-Div I Games: Trevecca Nazarene 69 51 Christian Bros. 76 57

Austin Peay

■ Loss,
 ■ Non-Conf,
 ■ S Site,
 ■ H Home
 ■ A Away
 N Neutral

BYUBYU

BYU

Page 20

Average RPI Win:	209	WON-LOST	WINNING	LAST 10	STRENGTH OF	OPP. STRENGTH	TEAM	ADJ.	CONF.	ADJ CONF.
Average RPI Loss:	109	RECORD	PCT. RANK	GAMES	SCHEDULE	OF SCHEDULE	RPI	RPI	RPI	RPI
DIV. I ONLY	14- 7	91	8- 2	217	107	129	129	10	10	
DIV. I NON-CONF.	6- 5	148	0- 1	325	75	235	235	11	11	
TOTALS	RPI 1-25	RPI 26-50	W-L RECORDS	RPI 51-100	RPI 101-150	RPI 150+				
14- 7	0- 1	0- 0	OVERALL	2- 4	1- 1	11- 1				
7- 3	0- 0	0- 0	HOME	0- 2	1- 0	6- 1				
6- 2	0- 0	0- 0	AWAY	2- 2	0- 0	4- 0				
1- 2	0- 1	0- 0	NEUTRAL	0- 0	0- 1	1- 0				
6- 5	0- 1	0- 0	NON-CONFERENCE	0- 2	0- 1	6- 1				
3- 2	0- 0	0- 0	HOME	0- 1	0- 0	3- 1				
2- 1	0- 0	0- 0	AWAY	0- 1	0- 0	2- 0				
1- 2	0- 1	0- 0	NEUTRAL	0- 0	0- 1	1- 0				
8- 2	0- 0	0- 0	CONFERENCE	2- 2	1- 0	5- 0				
4- 1	0- 0	0- 0	HOME	0- 1	1- 0	3- 0				
4- 1	0- 0	0- 0	AWAY	2- 1	0- 0	2- 0				
0- 0	0- 0	0- 0	NEUTRAL	0- 0	0- 0	0- 0				

RPI 1-25				RPI 26-50				RPI 51-100				RPI 101+ Team's RPI: 129			
RPI	S	Opponent	Score	RPI	S	Opponent	Score	RPI	S	Opponent	Score	RPI	S	Opponent	Score
24	N	Auburn	40 54					71	A	Buffalo	89 75	108	N	East Carolina	69 82
								79	A	Central Mich.	92 101	112	H	Kent St.	71 47
								85	H	Northern Ill.	96 101	165	H	Western Mich.	61 56
								86	A	Western Ky.	61 68	174	A	Oakland	66 59
								88	A	Toledo	51 45	189	A	Akron	90 63
								96	H	Purdue	42 58	189	H	Akron	80 70
												225	A	Butler	74 50
												256	A	Bowling Green	75 53
												259	H	Eastern Mich.	78 49
												274	H	Evansville	84 49
												275	N	N.C. A&T	76 57
												283	H	Lipscomb	74 78
												313	H	Ark.-Pine Bluff	88 60
												329	H	Chicago St.	88 53
LAST 12 Division I GAMES:															
				189	A	Akron	90 63					79	A	Central Mich.	92 101
				85	H	Northern Ill.	96 101					165	H	Western Mich.	61 56
				71	A	Buffalo	89 75					112	H	Kent St.	71 47
				256	A	Bowling Green	75 53					88	A	Toledo	51 45
				259	H	Eastern Mich.	78 49					86	A	Western Ky.	61 68
				189	H	Akron	80 70					283	H	Lipscomb	74 78

Non-Div I Games: Urbana 93 49

Ball St.

■ Loss,
 ■ Non-Conf, S Site,
 ■ Home
 ■ Away
 N Neutral

Average RPI Win:	117	WON-LOST	WINNING	LAST 10	STRENGTH OF	OPP. STRENGTH	TEAM	ADJ.	CONF.	ADJ CONF.
Average RPI Loss:	1	RECORD	PCT. RANK	GAMES	SCHEDULE	OF SCHEDULE	RPI	RPI	RPI	RPI
DIV. I ONLY	22- 1	2	10- 0	39	6	5	5	4	4	
DIV. I NON-CONF.	11- 1	13	1- 0	89	28	9	9	3	3	
TOTALS	RPI 1-25	RPI 26-50	W-L RECORDS	RPI 51-100	RPI 101-150	RPI 150+				
22- 1	6- 1	4- 0	OVERALL	2- 0	5- 0	5- 0				
13- 0	3- 0	1- 0	HOME	1- 0	3- 0	5- 0				
6- 1	2- 1	2- 0	AWAY	1- 0	1- 0	0- 0				
3- 0	1- 0	1- 0	NEUTRAL	0- 0	1- 0	0- 0				
11- 1	3- 1	1- 0	NON-CONFERENCE	0- 0	2- 0	5- 0				
7- 0	1- 0	0- 0	HOME	0- 0	1- 0	5- 0				
1- 1	1- 1	0- 0	AWAY	0- 0	0- 0	0- 0				
3- 0	1- 0	1- 0	NEUTRAL	0- 0	1- 0	0- 0				
11- 0	3- 0	3- 0	CONFERENCE	2- 0	3- 0	0- 0				
6- 0	2- 0	1- 0	HOME	1- 0	2- 0	0- 0				
5- 0	1- 0	2- 0	AWAY	1- 0	1- 0	0- 0				
0- 0	0- 0	0- 0	NEUTRAL	0- 0	0- 0	0- 0				

RPI	S	Opponent	Score	RPI	S	Opponent	Score	RPI	S	Opponent	Score	RPI	S	Opponent	Score
1	A	UConn	61 72	27	N	Ohio St.	85 68	89	A	Iowa St.	83 52	112	N	Kent St.	84 42
12	A	Tennessee	88 66	46	A	Oklahoma St.	86 50	89	H	Iowa St.	68 42	114	H	Abilene Christian	79 34
13	H	UCLA	84 70	49	A	West Virginia	91 56					138	A	Kansas	92 43
15	N	DePaul	104 72	49	H	West Virginia	79 73					138	H	Kansas	90 43
17	A	Kansas St.	91 49									143	H	TCU	77 54
17	H	Kansas St.	87 57									208	H	Texas St.	90 24
22	H	Oklahoma	92 58									277	H	Mississippi Val.	101 36
												326	H	Winthrop	140 32
												336	H	Southeastern La.	109 38
												339	H	Houston Baptist	118 43
LAST 12 Division I GAMES:															
89	A	Iowa St.	83 52	143	H	TCU	77 54								
22	H	Oklahoma	92 58	46	A	Oklahoma St.	86 50								
17	A	Kansas St.	91 49	49	A	West Virginia	91 56								
49	H	West Virginia	79 73	138	H	Kansas	90 43								
89	H	Iowa St.	68 42	17	H	Kansas St.	87 57								
138	A	Kansas	92 43	326	H	Winthrop	140 32								

Non-Div I Games:

Baylor

■ Loss,
 ■ Non-Conf, S Site,
 ■ Home
 ■ Away
 N Neutral

Average RPI Win:	241	WON-LOST	WINNING	LAST 10	STRENGTH OF	OPP. STRENGTH	TEAM	ADJ.	CONF.	ADJ CONF.
Average RPI Loss:	75	RECORD	PCT. RANK	GAMES	SCHEDULE	OF SCHEDULE	RPI	RPI	RPI	RPI
DIV. I ONLY	17- 5	28	10- 0	213	205	77	77	26	26	
DIV. I NON-CONF.	7- 5	137	2- 0	149	88	91	91	26	26	
TOTALS	RPI 1-25	RPI 26-50	W-L RECORDS	RPI 51-100	RPI 101-150	RPI 150+				
17- 5	0- 1	0- 1	OVERALL	1- 2	0- 0	16- 1				
7- 1	0- 0	0- 1	HOME	1- 0	0- 0	6- 0				
10- 3	0- 1	0- 0	AWAY	0- 2	0- 0	10- 0				
0- 1	0- 0	0- 0	NEUTRAL	0- 0	0- 0	0- 1				
7- 5	0- 1	0- 1	NON-CONFERENCE	1- 2	0- 0	6- 1				
2- 1	0- 0	0- 1	HOME	1- 0	0- 0	1- 0				
5- 3	0- 1	0- 0	AWAY	0- 2	0- 0	5- 0				
0- 1	0- 0	0- 0	NEUTRAL	0- 0	0- 0	0- 1				
10- 0	0- 0	0- 0	CONFERENCE	0- 0	0- 0	10- 0				
5- 0	0- 0	0- 0	HOME	0- 0	0- 0	5- 0				
5- 0	0- 0	0- 0	AWAY	0- 0	0- 0	5- 0				
0- 0	0- 0	0- 0	NEUTRAL	0- 0	0- 0	0- 0				

RPI 1-25			RPI 26-50			RPI 51-100			Team's RPI: 77	RPI 101+		
RPI	S	Opponent	Score	RPI	S	Opponent	Score	RPI	S	Opponent	Score	
14	A	Louisville	50 73	32	H	Green Bay	53 62	56	A	Minnesota	74 75	175 N Fresno St. 53 62
								65	H	IUPUI	78 72	191 A UAB 72 58
								100	A	Troy	74 91	195 A Morehead St. 91 59
												200 A Loyola Marymount 79 72
												209 H SIUE 94 67
												231 A Samford 73 54
												232 A Tennessee St. 70 60
												240 A Presbyterian 83 58
												254 A Austin Peay 80 71
												257 H Tennessee Tech 89 75
												262 A Jacksonville St. 54 53
												264 H UT Martin 71 66
												283 H Lipscomb 100 62
												286 H Southeast Mo. St. 89 77
												304 A Eastern Ill. 77 58
												309 H Eastern Ky. 74 58
												316 A Fort Wayne 85 59
LAST 12 Division I GAMES:												
209	H	SIUE	94 67	286	H	Southeast Mo. St.	89 77					
232	A	Tennessee St.	70 60	264	H	UT Martin	71 66					
257	H	Tennessee Tech	89 75	254	A	Austin Peay	80 71					
262	A	Jacksonville St.	54 53	304	A	Eastern Ill.	77 58					
195	A	Morehead St.	91 59	240	A	Presbyterian	83 58					
309	H	Eastern Ky.	74 58	65	H	IUPUI	78 72					

Non-Div I Games: Trevecca Nazarene 87 56

Belmont

■ Loss,
■ Non-Conf,
■ S Site,
■ H Home
■ A Away
N Neutral

Average RPI Win:	298	WON-LOST	WINNING	LAST 10	STRENGTH OF	OPP. STRENGTH	TEAM	ADJ.	CONF.	ADJ CONF.
Average RPI Loss:	199	RECORD	PCT. RANK	GAMES	SCHEDULE	OF SCHEDULE	RPI	RPI	RPI	RPI
DIV. I ONLY	8- 9	197	7- 3	339	333	258	258	32	32	
DIV. I NON-CONF.	2- 8	288	2- 3	268	294	316	316	31	31	
TOTALS	RPI 1-25	RPI 26-50	W-L RECORDS	RPI 51-100	RPI 101-150	RPI 150+				
8- 9	0- 0	0- 0	OVERALL	0- 1	0- 3	8- 5				
3- 1	0- 0	0- 0	HOME	0- 0	0- 0	3- 1				
4- 7	0- 0	0- 0	AWAY	0- 1	0- 3	4- 3				
1- 1	0- 0	0- 0	NEUTRAL	0- 0	0- 0	1- 1				
2- 8	0- 0	0- 0	NON-CONFERENCE	0- 1	0- 3	2- 4				
1- 0	0- 0	0- 0	HOME	0- 0	0- 0	1- 0				
0- 7	0- 0	0- 0	AWAY	0- 1	0- 3	0- 3				
1- 1	0- 0	0- 0	NEUTRAL	0- 0	0- 0	1- 1				
6- 1	0- 0	0- 0	CONFERENCE	0- 0	0- 0	6- 1				
2- 1	0- 0	0- 0	HOME	0- 0	0- 0	2- 1				
4- 0	0- 0	0- 0	AWAY	0- 0	0- 0	4- 0				
0- 0	0- 0	0- 0	NEUTRAL	0- 0	0- 0	0- 0				

RPI 1-25			RPI 26-50			RPI 51-100			RPI 101+ Team's RPI: 258		
RPI	S	Opponent	Score	RPI	S	Opponent	Score	RPI	S	Opponent	Score
						95 A Jacksonville	63 69	122 A Clemson		38 59	
								135 A UCF		43 70	
								140 A Stetson		60 63	
								209 N SIUE		83 78	
								219 A Southern U.		59 61	
								228 H UMES		56 59	
								232 N Tennessee St.		60 69	
								267 A Norfolk St.		68 58	
								285 H North Florida		52 50	
								288 A Prairie View		64 66	
								291 A Savannah St.		38 31	
								294 H Coppin St.		71 52	
								336 A Southeastern La.		63 75	
								340 A South Carolina St.		64 34	
								346 A Florida A&M		64 41	
								348 H Morgan St.		50 48	
LAST 12 Division I GAMES:											
267 A Norfolk St.		68 58	291 A Savannah St.		38 31						
228 H UMES		56 59	122 A Clemson		38 59						
346 A Florida A&M		64 41	209 N SIUE		83 78						
340 A South Carolina St.		64 34	232 N Tennessee St.		60 69						
294 H Coppin St.		71 52	285 H North Florida		52 50						
348 H Morgan St.		50 48	135 A UCF		43 70						

Non-Div I Games: Edward Waters 55 45 Flagler 76 53

Bethune-Cookman

Loss, Non-Conf, S Site, H Home A Away N Neutral

Binghamton

Through Games Of Feb. 3, 2017

Average RPI Win:	251	WON-LOST	WINNING	LAST 10	STRENGTH OF	OPP. STRENGTH	TEAM	ADJ.	CONF.	ADJ CONF.
Average RPI Loss:	140	RECORD	PCT. RANK	GAMES	SCHEDULE	OF SCHEDULE	RPI	RPI	RPI	RPI
DIV. I ONLY	8- 12	225	5- 5	136	298	197	197	22	22	
DIV. I NON-CONF.	3- 8	262	0- 2	76	324	199	199	21	21	
TOTALS	RPI 1-25	RPI 26-50	W-L RECORDS	RPI 51-100	RPI 101-150	RPI 150+				
8- 12	0- 0	0- 1	OVERALL	0- 3	2- 3	6- 5				
2- 7	0- 0	0- 1	HOME	0- 2	1- 1	1- 3				
6- 5	0- 0	0- 0	AWAY	0- 1	1- 2	5- 2				
0- 0	0- 0	0- 0	NEUTRAL	0- 0	0- 0	0- 0				
3- 8	0- 0	0- 1	NON-CONFERENCE	0- 2	1- 2	2- 3				
0- 5	0- 0	0- 1	HOME	0- 1	0- 1	0- 2				
3- 3	0- 0	0- 0	AWAY	0- 1	1- 1	2- 1				
0- 0	0- 0	0- 0	NEUTRAL	0- 0	0- 0	0- 0				
5- 4	0- 0	0- 0	CONFERENCE	0- 1	1- 1	4- 2				
2- 2	0- 0	0- 0	HOME	0- 1	1- 0	1- 1				
3- 2	0- 0	0- 0	AWAY	0- 0	0- 1	3- 1				
0- 0	0- 0	0- 0	NEUTRAL	0- 0	0- 0	0- 0				

RPI S	Opponent	Score	RPI S	Opponent	Score	RPI S	Opponent	Score	RPI S	Opponent	Score	Team's RPI: 197
48	H Bucknell	57 67	60	A Ohio	55 63	119	H Maine	58 52	125	A Penn	61 48	
			91	H New Hampshire	62 70	134	A Hartford	73 76	142	H Columbia	65 75	
			99	H Cornell	51 54	145	A Yale	48 57	157	A Providence	58 71	
						170	H Brown	72 83	176	H Albany (NY)	61 67	
						203	H Sacred Heart	69 77	243	A Stony Brook	48 40	
						250	A UMBC	45 53	250	H UMBC	69 62	
						281	A Vermont	64 55	312	A NJIT	68 44	
						337	A UMass Lowell	58 48	344	A Fairleigh Dickinson	80 69	
LAST 12 Division I GAMES:												
250	A UMBC	45 53	281	A Vermont	64 55							
119	H Maine	58 52	337	A UMass Lowell	58 48							
134	A Hartford	73 76	250	H UMBC	69 62							
243	A Stony Brook	48 40	99	H Cornell	51 54							
176	H Albany (NY)	61 67	60	A Ohio	55 63							
91	H New Hampshire	62 70	142	H Columbia	65 75							

Non-Div I Games: Georgian Court 74 53 Misericordia 77 54

Binghamton

Loss, Non-Conf, S Site, H Home A Away N Neutral

Average RPI Win:	164	WON-LOST	WINNING	LAST 10	STRENGTH OF	OPP. STRENGTH	TEAM	ADJ.	CONF.	ADJ CONF.
Average RPI Loss:	137	RECORD	PCT. RANK	GAMES	SCHEDULE	OF SCHEDULE	RPI	RPI	RPI	RPI
DIV. I ONLY	13- 6	79	5- 5	95	139	75	75	13	13	
DIV. I NON-CONF.	8- 1	21	2- 0	136	97	25	25	15	15	
TOTALS	RPI 1-25	RPI 26-50	W-L RECORDS	RPI 51-100	RPI 101-150	RPI 150+				
13- 6	0- 1	0- 0	OVERALL	4- 2	2- 1	7- 2				
9- 2	0- 0	0- 0	HOME	1- 2	1- 0	7- 0				
3- 4	0- 1	0- 0	AWAY	2- 0	1- 1	0- 2				
1- 0	0- 0	0- 0	NEUTRAL	1- 0	0- 0	0- 0				
8- 1	0- 1	0- 0	NON-CONFERENCE	2- 0	2- 0	4- 0				
5- 0	0- 0	0- 0	HOME	0- 0	1- 0	4- 0				
2- 1	0- 1	0- 0	AWAY	1- 0	1- 0	0- 0				
1- 0	0- 0	0- 0	NEUTRAL	1- 0	0- 0	0- 0				
5- 5	0- 0	0- 0	CONFERENCE	2- 2	0- 1	3- 2				
4- 2	0- 0	0- 0	HOME	1- 2	0- 0	3- 0				
1- 3	0- 0	0- 0	AWAY	1- 0	0- 1	0- 2				
0- 0	0- 0	0- 0	NEUTRAL	0- 0	0- 0	0- 0				

RPI 1-25				RPI 26-50				RPI 51-100 Team's RPI: 75				RPI 101+			
RPI	S	Opponent	Score	RPI	S	Opponent	Score	RPI	S	Opponent	Score	RPI	S	Opponent	Score
8	A	Washington	66 92					67	A	Washington St.	77 73	131	A	St. Mary's (CA)	83 78
								74	A	Colorado St.	51 45	149	H	Eastern Wash.	67 64
								74	H	Colorado St.	53 60	150	A	New Mexico	68 75
								76	H	UNLV	55 58	175	H	Fresno St.	67 66
								80	N	Charlotte	68 65	194	H	San Jose St.	86 64
								93	H	Wyoming	64 54	210	H	Utah St.	76 56
												222	H	Seattle U	73 68
												224	A	San Diego St.	77 84
												230	H	Hawaii	61 49
												242	H	Portland St.	94 76
												268	H	Portland	74 60
												289	A	Nevada	62 69
LAST 12 Division I GAMES:															
74	H	Colorado St.	53 60	224	A	San Diego St.	77 84								
93	H	Wyoming	64 54	76	H	UNLV	55 58								
289	A	Nevada	62 69	74	A	Colorado St.	51 45								
194	H	San Jose St.	86 64	210	H	Utah St.	76 56								
150	A	New Mexico	68 75	230	H	Hawaii	61 49								
175	H	Fresno St.	67 66	268	H	Portland	74 60								

Non-Div I Games: Southern Ore. 89 45 Concordia Portland 71 40

Boise St.

■ Loss,
 ■ Non-Conf, S Site,
 ■ Home
 ■ Away
 N Neutral

Average RPI Win:	207	WON-LOST	WINNING	LAST 10	STRENGTH OF	OPP. STRENGTH	TEAM	ADJ.	CONF.	ADJ CONF.
Average RPI Loss:	78	RECORD	PCT. RANK	GAMES	SCHEDULE	OF SCHEDULE	RPI	RPI	RPI	RPI
DIV. I ONLY	8- 15	258	1- 9	53	67	167	167	3	3	
DIV. I NON-CONF.	7- 6	157	2- 0	181	219	181	181	4	4	
TOTALS	RPI 1-25	RPI 26-50	W-L RECORDS	RPI 51-100	RPI 101-150	RPI 150+				
8- 15	0- 4	0- 1	OVERALL	0- 4	3- 5	5- 1				
6- 6	0- 3	0- 0	HOME	0- 2	2- 1	4- 0				
1- 8	0- 1	0- 1	AWAY	0- 2	1- 3	0- 1				
1- 1	0- 0	0- 0	NEUTRAL	0- 0	0- 1	1- 0				
7- 6	0- 0	0- 0	NON-CONFERENCE	0- 1	2- 4	5- 1				
5- 2	0- 0	0- 0	HOME	0- 1	1- 1	4- 0				
1- 3	0- 0	0- 0	AWAY	0- 0	1- 2	0- 1				
1- 1	0- 0	0- 0	NEUTRAL	0- 0	0- 1	1- 0				
1- 9	0- 4	0- 1	CONFERENCE	0- 3	1- 1	0- 0				
1- 4	0- 3	0- 0	HOME	0- 1	1- 0	0- 0				
0- 5	0- 1	0- 1	AWAY	0- 2	0- 1	0- 0				
0- 0	0- 0	0- 0	NEUTRAL	0- 0	0- 0	0- 0				

RPI 1-25				RPI 26-50				RPI 51-100				RPI 101+ Team's RPI: 167			
RPI	S	Opponent	Score	RPI	S	Opponent	Score	RPI	S	Opponent	Score	RPI	S	Opponent	Score
2	H	Notre Dame	69 80	37	A	Syracuse	52 79	55	H	Georgia Tech	67 71	109	N	SMU	64 72
7	H	Florida St.	53 85					62	A	Wake Forest	55 71	119	H	Maine	64 53
11	H	Duke	44 67					63	A	Virginia	55 62	121	A	Fordham	49 56
19	A	Miami (FL)	51 58					98	H	Penn St.	56 60	122	H	Clemson	60 48
												131	H	St. Mary's (CA)	54 62
												133	A	Pittsburgh	43 56
												134	A	Hartford	56 65
												145	A	Yale	71 64
												157	H	Providence	57 53
												181	A	Seton Hall	66 71
												215	H	Dartmouth	65 53
												273	H	Boston U.	67 49
												301	H	Central Conn. St.	66 46
												321	N	St. Francis Brooklyn	73 58
LAST 12 Division I GAMES:															
7	H	Florida St.	53 85	55	H	Georgia Tech	67 71								
19	A	Miami (FL)	51 58	37	A	Syracuse	52 79								
62	A	Wake Forest	55 71	133	A	Pittsburgh	43 56								
11	H	Duke	44 67	122	H	Clemson	60 48								
2	H	Notre Dame	69 80	119	H	Maine	64 53								
63	A	Virginia	55 62	215	H	Dartmouth	65 53								

Non-Div I Games:

Boston College

■ Loss,
 ■ Non-Conf,
 ■ S Site,
 ■ H Home
 ■ A Away
 N Neutral

Average RPI Win:	302	WON-LOST	WINNING	LAST 10	STRENGTH OF	OPP. STRENGTH	TEAM	ADJ.	CONF.	ADJ CONF.
Average RPI Loss:	137	RECORD	PCT. RANK	GAMES	SCHEDULE	OF SCHEDULE	RPI	RPI	RPI	RPI
DIV. I ONLY	7- 14	261	5- 5	231	218	273	273	24	24	
DIV. I NON-CONF.	2- 9	293	1- 1	205	170	315	315	25	25	
TOTALS	RPI 1-25	RPI 26-50	W-L RECORDS	RPI 51-100	RPI 101-150	RPI 150+				
7- 14	0- 0	0- 3	OVERALL	0- 2	0- 2	7- 7				
5- 5	0- 0	0- 2	HOME	0- 1	0- 1	5- 1				
2- 8	0- 0	0- 1	AWAY	0- 0	0- 1	2- 6				
0- 1	0- 0	0- 0	NEUTRAL	0- 1	0- 0	0- 0				
2- 9	0- 0	0- 2	NON-CONFERENCE	0- 2	0- 0	2- 5				
2- 3	0- 0	0- 1	HOME	0- 1	0- 0	2- 1				
0- 5	0- 0	0- 1	AWAY	0- 0	0- 0	0- 4				
0- 1	0- 0	0- 0	NEUTRAL	0- 1	0- 0	0- 0				
5- 5	0- 0	0- 1	CONFERENCE	0- 0	0- 2	5- 2				
3- 2	0- 0	0- 1	HOME	0- 0	0- 1	3- 0				
2- 3	0- 0	0- 0	AWAY	0- 0	0- 1	2- 2				
0- 0	0- 0	0- 0	NEUTRAL	0- 0	0- 0	0- 0				

RPI S	Opponent	Score	RPI S	Opponent	Score	RPI S	Opponent	Score	RPI S	Opponent	Score	Team's RPI: 273
26	H Harvard	52 65	91	H New Hampshire	51 59	106	A Navy	41 55	106	H Navy	59 62	
30	A Arizona St.	42 71	94	N Long Beach St.	48 61	167	A Boston College	49 67	171	A Northeastern	59 78	
48	H Bucknell	50 66				176	A Albany (NY)	54 69	185	A American	62 73	
						215	H Dartmouth	49 61	236	A Marist	57 76	
						245	H Loyola Maryland	61 58	270	A Colgate	87 96	
						278	H Massachusetts	64 60	308	A Lehigh	69 64	
						308	H Lehigh	64 50	314	A Holy Cross	66 49	
						324	H Lafayette	68 50	324	H Lafayette	68 50	
						337	H UMass Lowell	66 56				
LAST 12 Division I GAMES:												
106	A Navy	41 55	324	H Lafayette	68 50							
308	H Lehigh	64 50	106	H Navy	59 62							
48	H Bucknell	50 66	308	A Lehigh	69 64							
270	A Colgate	87 96	314	A Holy Cross	66 49							
245	H Loyola Maryland	61 58	278	H Massachusetts	64 60							
185	A American	62 73	236	A Marist	57 76							

Non-Div I Games:

Boston U.

■ Loss,
 ■ Non-Conf, S Site,
 ■ Home
 ■ Away
 N Neutral

Bowling Green

Through Games Of Feb. 3, 2017

Average RPI Win:	275	WON-LOST	WINNING	LAST 10	STRENGTH OF	OPP. STRENGTH	TEAM	ADJ.	CONF.	ADJ CONF.
Average RPI Loss:	122	RECORD	PCT. RANK	GAMES	SCHEDULE	OF SCHEDULE	RPI	RPI	RPI	RPI
DIV. I ONLY	3- 15	323	1- 8	94	145	256	256	10	10	
DIV. I NON-CONF.	2- 7	284	0- 2	208	114	288	288	11	11	
TOTALS	RPI 1-25	RPI 26-50	W-L RECORDS	RPI 51-100	RPI 101-150	RPI 150+				
3- 15	0- 1	0- 1	OVERALL	0- 6	0- 2	3- 5				
0- 8	0- 0	0- 0	HOME	0- 5	0- 1	0- 2				
1- 6	0- 1	0- 1	AWAY	0- 0	0- 1	1- 3				
2- 1	0- 0	0- 0	NEUTRAL	0- 1	0- 0	2- 0				
2- 7	0- 1	0- 1	NON-CONFERENCE	0- 2	0- 0	2- 3				
0- 3	0- 0	0- 0	HOME	0- 1	0- 0	0- 2				
0- 3	0- 1	0- 1	AWAY	0- 0	0- 0	0- 1				
2- 1	0- 0	0- 0	NEUTRAL	0- 1	0- 0	2- 0				
1- 8	0- 0	0- 0	CONFERENCE	0- 4	0- 2	1- 2				
0- 5	0- 0	0- 0	HOME	0- 4	0- 1	0- 0				
1- 3	0- 0	0- 0	AWAY	0- 0	0- 1	1- 2				
0- 0	0- 0	0- 0	NEUTRAL	0- 0	0- 0	0- 0				

RPI 1-25				RPI 26-50				RPI 51-100				RPI 101+ Team's RPI: 256			
RPI	S	Opponent	Score	RPI	S	Opponent	Score	RPI	S	Opponent	Score	RPI	S	Opponent	Score
14	A	Louisville	58 83	42	A	Virginia Tech	51 98	60	H	Ohio	58 69	112	A	Kent St.	78 80
								63	H	Virginia	47 67	129	H	Ball St.	53 75
								71	H	Buffalo	50 61	155	H	Cincinnati	58 68
								79	H	Central Mich.	65 76	165	A	Western Mich.	58 75
								85	H	Northern Ill.	76 89	189	A	Akron	62 58
								92	N	Chattanooga	49 54	192	H	Cleveland St.	56 64
												259	A	Eastern Mich.	74 81
												309	A	Eastern Ky.	55 57
												311	N	Saint Peter's	73 68
												324	N	Lafayette	69 42
LAST 12 Division I GAMES:															
112	A	Kent St.	78 80	189	A	Akron	62 58	85	H	Northern Ill.	76 89	60	H	Ohio	58 69
259	A	Eastern Mich.	74 81	60	H	Ohio	58 69	192	H	Cleveland St.	56 64	42	A	Virginia Tech	51 98
129	H	Ball St.	53 75	63	H	Virginia	47 67	42	A	Virginia Tech	51 98	63	H	Virginia	47 67
71	H	Buffalo	50 61	79	H	Central Mich.	65 76								
79	H	Central Mich.	65 76	165	A	Western Mich.	58 75								

Non-Div I Games: Davis & Elkins 73 46 Ohio Valley 82 46 Malone 65 78

Bowling Green

Loss, Non-Conf, S Site, H Home A Away N Neutral

Average RPI Win:	265	WON-LOST	WINNING	LAST 10	STRENGTH OF	OPP. STRENGTH	TEAM	ADJ.	CONF.	ADJ CONF.
Average RPI Loss:	136	RECORD	PCT. RANK	GAMES	SCHEDULE	OF SCHEDULE	RPI	RPI	RPI	RPI
DIV. I ONLY	7- 13	249	4- 6	201	197	233	233	16	16	
DIV. I NON-CONF.	3- 7	250	2- 0	115	255	200	200	14	14	
TOTALS	RPI 1-25	RPI 26-50	W-L RECORDS	RPI 51-100	RPI 101-150	RPI 150+				
7- 13	0- 0	0- 3	OVERALL	0- 2	0- 2	7- 6				
3- 6	0- 0	0- 3	HOME	0- 1	0- 1	3- 1				
4- 7	0- 0	0- 0	AWAY	0- 1	0- 1	4- 5				
0- 0	0- 0	0- 0	NEUTRAL	0- 0	0- 0	0- 0				
3- 7	0- 0	0- 1	NON-CONFERENCE	0- 2	0- 2	3- 2				
1- 3	0- 0	0- 1	HOME	0- 1	0- 1	1- 0				
2- 4	0- 0	0- 0	AWAY	0- 1	0- 1	2- 2				
0- 0	0- 0	0- 0	NEUTRAL	0- 0	0- 0	0- 0				
4- 6	0- 0	0- 2	CONFERENCE	0- 0	0- 0	4- 4				
2- 3	0- 0	0- 2	HOME	0- 0	0- 0	2- 1				
2- 3	0- 0	0- 0	AWAY	0- 0	0- 0	2- 3				
0- 0	0- 0	0- 0	NEUTRAL	0- 0	0- 0	0- 0				

RPI S	Opponent	Score	RPI S	Opponent	Score	RPI S	Opponent	Score	RPI S	Opponent	Score	Team's RPI: 233
29	H Drake	60 93	85	H Northern Ill.	51 81	110	H Saint Louis	58 68				
32	H Green Bay	43 68	90	A Western Ill.	77 91	112	A Kent St.	52 77				
50	H UNI	53 72				158	H Detroit	70 60				
						162	A Missouri St.	75 73				
						165	A Western Mich.	64 83				
						168	A Wichita St.	54 65				
						182	A Indiana St.	51 58				
						201	H Southern Ill.	57 66				
						225	A Butler	56 58				
						274	H Evansville	56 52				
						310	A Loyola Chicago	60 53				
						310	H Loyola Chicago	72 45				
						317	A Illinois St.	63 71				
						318	A Ill.-Chicago	65 56				
						322	A Valparaiso	67 56				
LAST 12 Division I GAMES:												
310	H Loyola Chicago	72 45	29	H Drake	60 93							
274	H Evansville	56 52	310	A Loyola Chicago	60 53							
201	H Southern Ill.	57 66	182	A Indiana St.	51 58							
162	A Missouri St.	75 73	317	A Illinois St.	63 71							
168	A Wichita St.	54 65	318	A Ill.-Chicago	65 56							
50	H UNI	53 72	322	A Valparaiso	67 56							

Non-Div I Games: Eureka 103 59

Bradley

Average RPI Win:	225	WON-LOST	WINNING	LAST 10	STRENGTH OF	OPP. STRENGTH	TEAM	ADJ.	CONF.	ADJ CONF.
Average RPI Loss:	201	RECORD	PCT. RANK	GAMES	SCHEDULE	OF SCHEDULE	RPI	RPI	RPI	RPI
DIV. I ONLY	11- 6	101	6- 3	304	250	170	170	9	9	
DIV. I NON-CONF.	8- 4	97	5- 1	341	301	226	226	10	10	
TOTALS	RPI 1-25	RPI 26-50	W-L RECORDS	RPI 51-100	RPI 101-150	RPI 150+				
11- 6	0- 0	0- 0	OVERALL	1- 0	1- 3	9- 3				
6- 2	0- 0	0- 0	HOME	1- 0	1- 0	4- 2				
5- 4	0- 0	0- 0	AWAY	0- 0	0- 3	5- 1				
0- 0	0- 0	0- 0	NEUTRAL	0- 0	0- 0	0- 0				
8- 4	0- 0	0- 0	NON-CONFERENCE	0- 0	0- 1	8- 3				
4- 2	0- 0	0- 0	HOME	0- 0	0- 0	4- 2				
4- 2	0- 0	0- 0	AWAY	0- 0	0- 1	4- 1				
0- 0	0- 0	0- 0	NEUTRAL	0- 0	0- 0	0- 0				
3- 2	0- 0	0- 0	CONFERENCE	1- 0	1- 2	1- 0				
2- 0	0- 0	0- 0	HOME	1- 0	1- 0	0- 0				
1- 2	0- 0	0- 0	AWAY	0- 0	0- 2	1- 0				
0- 0	0- 0	0- 0	NEUTRAL	0- 0	0- 0	0- 0				

RPI S	Opponent	Score	RPI S	Opponent	Score	RPI S	Opponent	Score	RPI S	Opponent	Score	Team's RPI: 170
						99	H Cornell	72 67	118	A VCU	72 85	
									125	A Penn	60 86	
									145	A Yale	51 73	
									145	H Yale	76 73	
									157	H Providence	77 70	
									197	A Binghamton	83 72	
									203	A Sacred Heart	80 66	
									204	A Princeton	98 88	
									239	H Howard	83 78	
									251	H Manhattan	57 58	
									270	H Colgate	62 67	
									281	A Vermont	62 50	
									290	H Rhode Island	76 65	
									295	A Bryant	67 70	
									311	H Saint Peter's	80 71	
									348	A Morgan St.	68 51	
LAST 12 Division I GAMES:												
			99	H Cornell	72 67		118	A VCU	72 85			
			145	A Yale	51 73		311	H Saint Peter's	80 71			
			145	H Yale	76 73		281	A Vermont	62 50			
			125	A Penn	60 86		157	H Providence	77 70			
			204	A Princeton	98 88		290	H Rhode Island	76 65			
			348	A Morgan St.	68 51		197	A Binghamton	83 72			

Non-Div I Games: Rhode Island Col. 90 44

Brown

■ Loss,
 ■ Non-Conf, S Site,
 ■ Home
 ■ Away
 N Neutral

Average RPI Win:	308	WON-LOST	WINNING	LAST 10	STRENGTH OF	OPP. STRENGTH	TEAM	ADJ.	CONF.	ADJ CONF.
Average RPI Loss:	203	RECORD	PCT. RANK	GAMES	SCHEDULE	OF SCHEDULE	RPI	RPI	RPI	RPI
DIV. I ONLY	10- 11	187	5- 5	342	325	295	295	31	31	
DIV. I NON-CONF.	5- 6	186	1- 1	323	218	268	268	32	32	
TOTALS	RPI 1-25	RPI 26-50	W-L RECORDS	RPI 51-100	RPI 101-150	RPI 150+				
10- 11	0- 0	0- 0	OVERALL	0- 1	0- 2	10- 8				
6- 2	0- 0	0- 0	HOME	0- 0	0- 1	6- 1				
3- 8	0- 0	0- 0	AWAY	0- 1	0- 1	3- 6				
1- 1	0- 0	0- 0	NEUTRAL	0- 0	0- 0	1- 1				
5- 6	0- 0	0- 0	NON-CONFERENCE	0- 1	0- 2	5- 3				
3- 1	0- 0	0- 0	HOME	0- 0	0- 1	3- 0				
1- 4	0- 0	0- 0	AWAY	0- 1	0- 1	1- 2				
1- 1	0- 0	0- 0	NEUTRAL	0- 0	0- 0	1- 1				
5- 5	0- 0	0- 0	CONFERENCE	0- 0	0- 0	5- 5				
3- 1	0- 0	0- 0	HOME	0- 0	0- 0	3- 1				
2- 4	0- 0	0- 0	AWAY	0- 0	0- 0	2- 4				
0- 0	0- 0	0- 0	NEUTRAL	0- 0	0- 0	0- 0				

RPI 1-25			RPI 26-50			RPI 51-100			RPI 101+ Team's RPI: 295		
RPI	S	Opponent	Score	RPI	S	Opponent	Score	RPI	S	Opponent	Score
						91 A New Hampshire	60 62	119 H Maine		52 77	
								133 A Pittsburgh		60 76	
								157 N Providence		51 62	
								170 H Brown		70 67	
								187 A Rutgers		42 50	
								203 H Sacred Heart		53 65	
								220 A Saint Francis (PA)		67 79	
								227 A Robert Morris		46 62	
								278 A Massachusetts		62 68	
								281 A Vermont		63 57	
								290 N Rhode Island		62 56	
								301 A Central Conn. St.		52 53	
								314 H Holy Cross		76 74	
								321 A St. Francis Brooklyn		47 63	
								325 H Mt. St. Mary's		78 62	
								333 A LIU Brooklyn		62 53	
								337 H UMass Lowell		73 62	
								344 A Fairleigh Dickinson		56 48	
								344 H Fairleigh Dickinson		50 48	
								345 H Wagner		70 61	
LAST 12 Division I GAMES:											
344 H		Fairleigh Dickinson	50 48	344 A		Fairleigh Dickinson	56 48				
301 A		Central Conn. St.	52 53	325 H		Mt. St. Mary's	78 62				
220 A		Saint Francis (PA)	67 79	333 A		LIU Brooklyn	62 53				
227 A		Robert Morris	46 62	321 A		St. Francis Brooklyn	47 63				
345 H		Wagner	70 61	337 H		UMass Lowell	73 62				
203 H		Sacred Heart	53 65	119 H		Maine	52 77				

Non-Div I Games:

Bryant

■ Loss,
 ■ Non-Conf,
 S Site,
 ■ Home
 ■ Away
 N Neutral

Average RPI Win:	213	WON-LOST	WINNING	LAST 10	STRENGTH OF	OPP. STRENGTH	TEAM	ADJ.	CONF.	ADJ CONF.
Average RPI Loss:	117	RECORD	PCT. RANK	GAMES	SCHEDULE	OF SCHEDULE	RPI	RPI	RPI	RPI
DIV. I ONLY	17- 4	19	9- 1	182	221	48	48	24	24	
DIV. I NON-CONF.	8- 3	67	2- 0	209	105	74	74	25	25	
TOTALS	RPI 1-25	RPI 26-50	W-L RECORDS	RPI 51-100	RPI 101-150	RPI 150+				
17- 4	0- 1	0- 0	OVERALL	1- 1	2- 0	14- 2				
9- 0	0- 0	0- 0	HOME	1- 0	1- 0	7- 0				
8- 4	0- 0	0- 0	AWAY	0- 0	1- 0	7- 0				
0- 0	0- 0	0- 0	NEUTRAL	0- 0	0- 0	0- 0				
8- 3	0- 1	0- 0	NON-CONFERENCE	1- 1	1- 0	6- 1				
4- 0	0- 0	0- 0	HOME	1- 0	0- 0	3- 0				
4- 3	0- 1	0- 0	AWAY	0- 1	1- 0	3- 1				
0- 0	0- 0	0- 0	NEUTRAL	0- 0	0- 0	0- 0				
9- 1	0- 0	0- 0	CONFERENCE	0- 0	1- 0	8- 1				
5- 0	0- 0	0- 0	HOME	0- 0	1- 0	4- 0				
4- 1	0- 0	0- 0	AWAY	0- 0	0- 0	4- 1				
0- 0	0- 0	0- 0	NEUTRAL	0- 0	0- 0	0- 0				

RPI 1-25				RPI 26-50				Team's RPI: 48				RPI 51-100				RPI 101+			
RPI	S	Opponent	Score	RPI	S	Opponent	Score	RPI	S	Opponent	Score	RPI	S	Opponent	Score	RPI	S	Opponent	Score
25	A	Elon	58 64									72	A	North Carolina	50 65	106	H	Navy	67 64
												83	H	Drexel	78 66	137	A	Saint Joseph's	64 61
																169	A	Army West Point	60 56
																169	H	Army West Point	68 62
																185	A	American	47 59
																185	H	American	73 67
																187	A	Rutgers	53 57
																189	A	Akron	61 47
																192	H	Cleveland St.	77 66
																197	A	Binghamton	67 57
																221	A	St. Bonaventure	57 35
																245	A	Loyola Maryland	72 66
																251	H	Manhattan	69 64
																270	H	Colgate	79 56
																273	A	Boston U.	66 50
																308	A	Lehigh	77 58
																312	H	NJIT	67 36
																314	H	Holy Cross	77 48
LAST 12 Division I GAMES:																			
185	A	American	47 59	314	H	Holy Cross	77 48												
169	H	Army West Point	68 62	185	H	American	73 67												
273	A	Boston U.	66 50	169	A	Army West Point	60 56												
245	A	Loyola Maryland	72 66	106	H	Navy	67 64												
270	H	Colgate	79 56	251	H	Manhattan	69 64												
308	A	Lehigh	77 58	192	H	Cleveland St.	77 66												

Non-Div I Games:

Bucknell

Average RPI Win:	193	WON-LOST	WINNING	LAST 10	STRENGTH OF	OPP. STRENGTH	TEAM	ADJ.	CONF.	ADJ CONF.
Average RPI Loss:	78	RECORD	PCT. RANK	GAMES	SCHEDULE	OF SCHEDULE	RPI	RPI	RPI	RPI
DIV. I ONLY	15- 6	62	5- 5	117	141	71	71	10	10	
DIV. I NON-CONF.	10- 1	16	1- 1	193	179	48	48	11	11	
TOTALS	RPI 1-25	RPI 26-50	W-L RECORDS	RPI 51-100	RPI 101-150	RPI 150+				
15- 6	0- 0	0- 1	OVERALL	1- 4	3- 1	11- 0				
9- 2	0- 0	0- 0	HOME	1- 1	1- 1	7- 0				
6- 3	0- 0	0- 0	AWAY	0- 3	2- 0	4- 0				
0- 1	0- 0	0- 1	NEUTRAL	0- 0	0- 0	0- 0				
10- 1	0- 0	0- 1	NON-CONFERENCE	0- 0	3- 0	7- 0				
7- 0	0- 0	0- 0	HOME	0- 0	1- 0	6- 0				
3- 0	0- 0	0- 0	AWAY	0- 0	2- 0	1- 0				
0- 1	0- 0	0- 1	NEUTRAL	0- 0	0- 0	0- 0				
5- 5	0- 0	0- 0	CONFERENCE	1- 4	0- 1	4- 0				
2- 2	0- 0	0- 0	HOME	1- 1	0- 1	1- 0				
3- 3	0- 0	0- 0	AWAY	0- 3	0- 0	3- 0				
0- 0	0- 0	0- 0	NEUTRAL	0- 0	0- 0	0- 0				

RPI S	Opponent	Score	RPI S	Opponent	Score	RPI S	Opponent	Score	RPI S	Opponent	Score
			26 N	Harvard	62 74	60 A	Ohio	55 83	115 A	Duquesne	71 69
						79 A	Central Mich.	71 88	121 A	Fordham	58 54
						79 H	Central Mich.	67 56	129 H	Ball St.	75 89
						88 A	Toledo	63 85	135 H	UCF	66 65
						88 H	Toledo	64 73	165 A	Western Mich.	62 47
									190 H	Hofstra	74 50
									203 H	Sacred Heart	76 55
									212 A	Miami (OH)	68 51
									212 H	Miami (OH)	71 45
									221 H	St. Bonaventure	68 47
									223 H	Niagara	73 63
									238 A	Canisius	65 52
									251 H	Manhattan	73 39
									256 A	Bowling Green	61 50
									278 H	Massachusetts	61 47
LAST 12 Division I GAMES:											
			88 A	Toledo	63 85	88 H	Toledo	64 73			
			165 A	Western Mich.	62 47	79 A	Central Mich.	71 88			
			129 H	Ball St.	75 89	60 A	Ohio	55 83			
			79 H	Central Mich.	67 56	212 H	Miami (OH)	71 45			
			256 A	Bowling Green	61 50	26 N	Harvard	62 74			
			212 A	Miami (OH)	68 51	121 A	Fordham	58 54			

Non-Div I Games:

Buffalo

■ Loss,
 ■ Non-Conf,
 S Site,
 ■ Home
 ■ Away
 N Neutral

Average RPI Win:	218	WON-LOST	WINNING	LAST 10	STRENGTH OF	OPP. STRENGTH	TEAM	ADJ.	CONF.	ADJ CONF.
Average RPI Loss:	98	RECORD	PCT. RANK	GAMES	SCHEDULE	OF SCHEDULE	RPI	RPI	RPI	RPI
DIV. I ONLY	5- 17	304	2- 8	68	80	225	225	7	7	
DIV. I NON-CONF.	3- 8	262	0- 1	122	171	265	265	7	7	
TOTALS	RPI 1-25	RPI 26-50	W-L RECORDS	RPI 51-100	RPI 101-150	RPI 150+				
5- 17	0- 3	0- 3	OVERALL	0- 3	0- 4	5- 4				
4- 7	0- 1	0- 1	HOME	0- 2	0- 2	4- 1				
1- 10	0- 2	0- 2	AWAY	0- 1	0- 2	1- 3				
0- 0	0- 0	0- 0	NEUTRAL	0- 0	0- 0	0- 0				
3- 8	0- 1	0- 1	NON-CONFERENCE	0- 0	0- 4	3- 2				
3- 4	0- 1	0- 0	HOME	0- 0	0- 2	3- 1				
0- 4	0- 0	0- 1	AWAY	0- 0	0- 2	0- 1				
0- 0	0- 0	0- 0	NEUTRAL	0- 0	0- 0	0- 0				
2- 9	0- 2	0- 2	CONFERENCE	0- 3	0- 0	2- 2				
1- 3	0- 0	0- 1	HOME	0- 2	0- 0	1- 0				
1- 6	0- 2	0- 1	AWAY	0- 1	0- 0	1- 2				
0- 0	0- 0	0- 0	NEUTRAL	0- 0	0- 0	0- 0				

RPI 1-25				RPI 26-50				RPI 51-100				RPI 101+ Team's RPI: 225			
RPI	S	Opponent	Score	RPI	S	Opponent	Score	RPI	S	Opponent	Score	RPI	S	Opponent	Score
15	A	DePaul	69 100	32	A	Green Bay	34 61	69	H	Villanova	69 70	126	A	Arkansas	50 68
21	H	South Fla.	59 74	39	A	Marquette	53 91	82	A	St. John's (NY)	55 62	129	H	Ball St.	50 74
23	A	Creighton	52 67	43	H	Georgetown	52 58	82	H	St. John's (NY)	41 62	135	H	UCF	59 66
												143	A	TCU	47 73
												157	A	Providence	51 68
												177	A	Xavier	65 62
												178	H	ETSU	59 68
												181	A	Seton Hall	63 65
												181	H	Seton Hall	79 58
												182	H	Indiana St.	66 48
												206	A	Wisconsin	55 60
												233	H	Bradley	58 56
												316	H	Fort Wayne	70 64
LAST 12 Division I GAMES:															
181	A	Seton Hall	63 65	177	A	Xavier	65 62								
82	A	St. John's (NY)	55 62	82	H	St. John's (NY)	41 62								
43	H	Georgetown	52 58	181	H	Seton Hall	79 58								
69	H	Villanova	69 70	157	A	Providence	51 68								
39	A	Marquette	53 91	23	A	Creighton	52 67								
15	A	DePaul	69 100	32	A	Green Bay	34 61								

Non-Div I Games:

Butler

■ Loss,
 ■ Non-Conf,
 ■ S Site,
 ■ H Home
 ■ A Away
 N Neutral

CSU Bakersfield

Through Games Of Feb. 3, 2017

Average RPI Win:	291	WON-LOST	WINNING	LAST 10	STRENGTH OF	OPP. STRENGTH	TEAM	ADJ.	CONF.	ADJ CONF.
Average RPI Loss:	163	RECORD	PCT. RANK	GAMES	SCHEDULE	OF SCHEDULE	RPI	RPI	RPI	RPI
DIV. I ONLY	7- 11	229	6- 4	315	191	300	300	29	29	
DIV. I NON-CONF.	3- 9	275	2- 3	278	96	305	305	29	29	
TOTALS	RPI 1-25	RPI 26-50	W-L RECORDS	RPI 51-100	RPI 101-150	RPI 150+				
7- 11	0- 1	0- 2	OVERALL	0- 1	0- 0	7- 7				
5- 5	0- 1	0- 0	HOME	0- 1	0- 0	5- 3				
2- 6	0- 0	0- 2	AWAY	0- 0	0- 0	2- 4				
0- 0	0- 0	0- 0	NEUTRAL	0- 0	0- 0	0- 0				
3- 9	0- 1	0- 2	NON-CONFERENCE	0- 1	0- 0	3- 5				
2- 4	0- 1	0- 0	HOME	0- 1	0- 0	2- 2				
1- 5	0- 0	0- 2	AWAY	0- 0	0- 0	1- 3				
0- 0	0- 0	0- 0	NEUTRAL	0- 0	0- 0	0- 0				
4- 2	0- 0	0- 0	CONFERENCE	0- 0	0- 0	4- 2				
3- 1	0- 0	0- 0	HOME	0- 0	0- 0	3- 1				
1- 1	0- 0	0- 0	AWAY	0- 0	0- 0	1- 1				
0- 0	0- 0	0- 0	NEUTRAL	0- 0	0- 0	0- 0				

RPI 1-25				RPI 26-50				RPI 51-100				RPI 101+ Team's RPI: 300			
RPI	S	Opponent	Score	RPI	S	Opponent	Score	RPI	S	Opponent	Score	RPI	S	Opponent	Score
9	H	Stanford	56 77	38	A	Oregon	62 77	66	H	South Dakota	60 75	166	H	UC Riverside	66 71
				45	A	California	63 86					184	H	New Mexico St.	55 64
												207	A	Pacific	61 91
												222	A	Seattle U	47 54
												230	H	Hawaii	58 51
												255	H	Cal Poly	57 49
												260	H	UTRGV	74 46
												265	H	Southern Utah	59 65
												293	A	UTEP	61 74
												302	A	Pepperdine	57 62
												303	H	UMKC	52 33
												327	A	UC Irvine	86 66
												329	H	Chicago St.	83 48
												330	A	Utah Valley	63 59
LAST 12 Division I GAMES:															
303	H	UMKC	52 33	255	H	Cal Poly	57 49								
329	H	Chicago St.	83 48	293	A	UTEP	61 74								
330	A	Utah Valley	63 59	302	A	Pepperdine	57 62								
184	H	New Mexico St.	55 64	327	A	UC Irvine	86 66								
260	H	UTRGV	74 46	166	H	UC Riverside	66 71								
222	A	Seattle U	47 54	207	A	Pacific	61 91								

Non-Div I Games: Stanislaus St. 78 51 Fresno Pacific 84 61

CSU Bakersfield

Loss, Non-Conf, S Site, H Home A Away N Neutral

Average RPI Win: 213	WON-LOST	WINNING	LAST 10	STRENGTH OF	OPP. STRENGTH	TEAM	ADJ.	CONF.	ADJ CONF.
Average RPI Loss: 160	RECORD	PCT. RANK	GAMES	SCHEDULE	OF SCHEDULE	RPI	RPI	RPI	RPI
DIV. I ONLY	10- 11	187	4- 6	197	201	202	202	25	25
DIV. I NON-CONF.	7- 7	165	3- 2	121	183	143	143	23	23
TOTALS	RPI 1-25	RPI 26-50	W-L RECORDS	RPI 51-100	RPI 101-150	RPI 150+			
10- 11	0- 2	0- 1	OVERALL	1- 0	1- 3	8- 5			
5- 6	0- 0	0- 1	HOME	1- 0	0- 2	4- 3			
5- 5	0- 2	0- 0	AWAY	0- 0	1- 1	4- 2			
0- 0	0- 0	0- 0	NEUTRAL	0- 0	0- 0	0- 0			
7- 7	0- 2	0- 1	NON-CONFERENCE	0- 0	1- 2	6- 2			
2- 5	0- 0	0- 1	HOME	0- 0	0- 2	2- 2			
5- 2	0- 2	0- 0	AWAY	0- 0	1- 0	4- 0			
0- 0	0- 0	0- 0	NEUTRAL	0- 0	0- 0	0- 0			
3- 4	0- 0	0- 0	CONFERENCE	1- 0	0- 1	2- 3			
3- 1	0- 0	0- 0	HOME	1- 0	0- 0	2- 1			
0- 3	0- 0	0- 0	AWAY	0- 0	0- 1	0- 2			
0- 0	0- 0	0- 0	NEUTRAL	0- 0	0- 0	0- 0			

RPI 1-25				RPI 26-50				RPI 51-100				RPI 101+ Team's RPI: 202			
RPI	S	Opponent	Score	RPI	S	Opponent	Score	RPI	S	Opponent	Score	RPI	S	Opponent	Score
8	A	Washington	44 101	47	H	Michigan St.	59 63	94	H	Long Beach St.	63 56	104	A	UC Davis	65 81
9	A	Stanford	54 88									125	H	Penn	36 47
												131	A	St. Mary's (CA)	73 61
												149	H	Eastern Wash.	57 71
												158	H	Detroit	76 67
												175	A	Fresno St.	61 57
												218	H	San Diego	67 76
												222	A	Seattle U	68 64
												237	H	UC Santa Barbara	75 61
												242	H	Portland St.	99 72
												244	A	Weber St.	89 78
												255	A	Cal Poly	68 79
												255	H	Cal Poly	63 70
												265	H	Southern Utah	71 77
												284	A	Northern Ariz.	83 79
												327	A	UC Irvine	52 77
												338	H	Cal St. Fullerton	58 41
LAST 12 Division I GAMES:															
				94	H	Long Beach St.	63 56	338	H	Cal St. Fullerton	58 41				
				237	H	UC Santa Barbara	75 61	125	H	Penn	36 47				
				255	H	Cal Poly	63 70	222	A	Seattle U	68 64				
				104	A	UC Davis	65 81	265	H	Southern Utah	71 77				
				327	A	UC Irvine	52 77	131	A	St. Mary's (CA)	73 61				
				255	A	Cal Poly	68 79	244	A	Weber St.	89 78				

Non-Div I Games:

CSUN

■ Loss,
■ Non-Conf,
■ S Site,
■ H Home
■ A Away
N Neutral

Average RPI Win:	262	WON-LOST	WINNING	LAST 10	STRENGTH OF	OPP. STRENGTH	TEAM	ADJ.	CONF.	ADJ CONF.
Average RPI Loss:	152	RECORD	PCT. RANK	GAMES	SCHEDULE	OF SCHEDULE	RPI	RPI	RPI	RPI
DIV. I ONLY	7- 13	249	3- 7	193	217	255	255	25	25	
DIV. I NON-CONF.	4- 8	230	0- 4	227	222	286	286	23	23	
TOTALS	RPI 1-25	RPI 26-50	W-L RECORDS	RPI 51-100	RPI 101-150	RPI 150+				
7- 13	0- 2	0- 0	OVERALL	0- 2	0- 2	7- 7				
6- 4	0- 0	0- 0	HOME	0- 0	0- 2	6- 2				
1- 9	0- 2	0- 0	AWAY	0- 2	0- 0	1- 5				
0- 0	0- 0	0- 0	NEUTRAL	0- 0	0- 0	0- 0				
4- 8	0- 2	0- 0	NON-CONFERENCE	0- 1	0- 1	4- 4				
4- 2	0- 0	0- 0	HOME	0- 0	0- 1	4- 1				
0- 6	0- 2	0- 0	AWAY	0- 1	0- 0	0- 3				
0- 0	0- 0	0- 0	NEUTRAL	0- 0	0- 0	0- 0				
3- 5	0- 0	0- 0	CONFERENCE	0- 1	0- 1	3- 3				
2- 2	0- 0	0- 0	HOME	0- 0	0- 1	2- 1				
1- 3	0- 0	0- 0	AWAY	0- 1	0- 0	1- 2				
0- 0	0- 0	0- 0	NEUTRAL	0- 0	0- 0	0- 0				

RPI 1-25				RPI 26-50				RPI 51-100				RPI 101+ Team's RPI: 255			
RPI	S	Opponent	Score	RPI	S	Opponent	Score	RPI	S	Opponent	Score	RPI	S	Opponent	Score
9	A	Stanford	55 83					61	A	Montana St.	52 71	104	H	UC Davis	53 61
13	A	UCLA	64 80					94	A	Long Beach St.	80 83	131	H	St. Mary's (CA)	71 79
												161	H	San Francisco	67 73
												166	A	UC Riverside	59 68
												202	A	CSUN	70 63
												202	H	CSUN	79 68
												213	A	Grand Canyon	59 64
												230	A	Hawaii	57 66
												230	H	Hawaii	79 87
												237	H	UC Santa Barbara	78 67
												263	A	Sacramento St.	96 97
												276	H	North Dakota St.	73 46
												284	H	Northern Ariz.	58 53
												300	A	CSU Bakersfield	49 57
												302	H	Pepperdine	62 52
												330	H	Utah Valley	77 65
LAST 12 Division I GAMES:															
104	H	UC Davis	53 61	202	H	CSUN	79 68								
230	A	Hawaii	57 66	237	H	UC Santa Barbara	78 67								
202	A	CSUN	70 63	300	A	CSU Bakersfield	49 57								
230	H	Hawaii	79 87	61	A	Montana St.	52 71								
94	A	Long Beach St.	80 83	161	H	San Francisco	67 73								
166	A	UC Riverside	59 68	213	A	Grand Canyon	59 64								

Non-Div I Games:

Cal Poly

■ Loss,
 ■ Non-Conf,
 S Site,
 ■ Home
 ■ Away
 N Neutral

Average RPI Win:	330	WON-LOST	WINNING	LAST 10	STRENGTH OF	OPP. STRENGTH	TEAM	ADJ.	CONF.	ADJ CONF.
Average RPI Loss:	188	RECORD	PCT. RANK	GAMES	SCHEDULE	OF SCHEDULE	RPI	RPI	RPI	RPI
DIV. I ONLY	2- 18	337	1- 8	269	277	338	338	25	25	
DIV. I NON-CONF.	1- 10	325	0- 2	315	296	346	346	23	23	
TOTALS	RPI 1-25	RPI 26-50	W-L RECORDS	RPI 51-100	RPI 101-150	RPI 150+				
2- 18	0- 0	0- 0	OVERALL	0- 2	0- 5	2- 11				
2- 8	0- 0	0- 0	HOME	0- 1	0- 3	2- 4				
0- 10	0- 0	0- 0	AWAY	0- 1	0- 2	0- 7				
0- 0	0- 0	0- 0	NEUTRAL	0- 0	0- 0	0- 0				
1- 10	0- 0	0- 0	NON-CONFERENCE	0- 1	0- 3	1- 6				
1- 5	0- 0	0- 0	HOME	0- 0	0- 2	1- 3				
0- 5	0- 0	0- 0	AWAY	0- 1	0- 1	0- 3				
0- 0	0- 0	0- 0	NEUTRAL	0- 0	0- 0	0- 0				
1- 8	0- 0	0- 0	CONFERENCE	0- 1	0- 2	1- 5				
1- 3	0- 0	0- 0	HOME	0- 1	0- 1	1- 1				
0- 5	0- 0	0- 0	AWAY	0- 0	0- 1	0- 4				
0- 0	0- 0	0- 0	NEUTRAL	0- 0	0- 0	0- 0				

RPI 1-25				RPI 26-50				RPI 51-100				RPI 101+				Team's RPI: 338	
RPI	S	Opponent	Score	RPI	S	Opponent	Score	RPI	S	Opponent	Score	RPI	S	Opponent	Score		
								93	A	Wyoming	26	61	104	A	UC Davis	39	59
								94	H	Long Beach St.	48	65	104	H	UC Davis	51	70
												142	H	Columbia	46	61	
												144	H	Idaho	86	88	
												149	A	Eastern Wash.	67	84	
												166	A	UC Riverside	45	68	
												200	H	Loyola Marymount	62	77	
												202	A	CSUN	41	58	
												218	A	San Diego	50	103	
												224	H	San Diego St.	61	71	
												230	A	Hawaii	50	60	
												237	A	UC Santa Barbara	37	57	
												237	H	UC Santa Barbara	49	56	
												242	A	Portland St.	73	81	
												296	A	Denver	58	77	
												302	H	Pepperdine	58	69	
												327	H	UC Irvine	64	53	
												332	H	Montana	72	56	
LAST 12 Division I GAMES:																	
237	A	UC Santa Barbara	37	57	230	A	Hawaii	50	60								
104	A	UC Davis	39	59	237	H	UC Santa Barbara	49	56								
94	H	Long Beach St.	48	65	202	A	CSUN	41	58								
166	A	UC Riverside	45	68	142	H	Columbia	46	61								
104	H	UC Davis	51	70	224	H	San Diego St.	61	71								
327	H	UC Irvine	64	53	302	H	Pepperdine	58	69								

Non-Div I Games: Antelope Valley 64 56 Whittier 97 49

Cal St. Fullerton

■ Loss,
 ■ Non-Conf, S Site,
 ■ Home
 ■ Away
 N Neutral

California

Through Games Of Feb. 3, 2017

Average RPI Win:	160	WON-LOST	WINNING	LAST 10	STRENGTH OF	OPP. STRENGTH	TEAM	ADJ.	CONF.	ADJ CONF.
Average RPI Loss:	34	RECORD	PCT. RANK	GAMES	SCHEDULE	OF SCHEDULE	RPI	RPI	RPI	RPI
DIV. I ONLY	16- 7	74	3- 7	67	40	45	45	1	1	
DIV. I NON-CONF.	12- 0	1	1- 0	212	174	30	30	1	1	
TOTALS	RPI 1-25	RPI 26-50	W-L RECORDS	RPI 51-100	RPI 101-150	RPI 150+				
16- 7	2- 2	0- 3	OVERALL	1- 2	6- 0	7- 0				
9- 3	1- 1	0- 2	HOME	0- 0	3- 0	5- 0				
4- 4	0- 1	0- 1	AWAY	1- 2	2- 0	1- 0				
3- 0	1- 0	0- 0	NEUTRAL	0- 0	1- 0	1- 0				
12- 0	1- 0	0- 0	NON-CONFERENCE	0- 0	4- 0	7- 0				
7- 0	0- 0	0- 0	HOME	0- 0	2- 0	5- 0				
2- 0	0- 0	0- 0	AWAY	0- 0	1- 0	1- 0				
3- 0	1- 0	0- 0	NEUTRAL	0- 0	1- 0	1- 0				
4- 7	1- 2	0- 3	CONFERENCE	1- 2	2- 0	0- 0				
2- 3	1- 1	0- 2	HOME	0- 0	1- 0	0- 0				
2- 4	0- 1	0- 1	AWAY	1- 2	1- 0	0- 0				
0- 0	0- 0	0- 0	NEUTRAL	0- 0	0- 0	0- 0				

RPI S	Opponent	Score	RPI S	Opponent	Score	Team's RPI: 45	RPI S	Opponent	Score	RPI S	Opponent	Score
6	H Oregon St.	56 66	30	A Arizona St.	62 72		57	A Utah	57 63	115	H Duquesne	86 66
8	A Washington	67 90	30	H Arizona St.	45 54		67	A Washington St.	79 84	120	N Southern Miss.	71 51
13	H UCLA	80 77	38	H Oregon	66 69		78	A Colorado	65 53	127	A Arizona	74 64
22	N Oklahoma	82 74								127	H Arizona	71 60
										131	A St. Mary's (CA)	74 67
										147	H Santa Clara	73 58
										161	H San Francisco	75 52
										164	A Nebraska	86 65
										166	H UC Riverside	71 56
										263	H Sacramento St.	97 73
										300	H CSU Bakersfield	86 63
										308	H Lehigh	96 63
										323	N Arkansas St.	80 55
LAST 12 Division I GAMES:												
13	H UCLA	80 77	78	A Colorado	65 53							
67	A Washington St.	79 84	38	H Oregon	66 69							
8	A Washington	67 90	6	H Oregon St.	56 66							
127	H Arizona	71 60	30	A Arizona St.	62 72							
30	H Arizona St.	45 54	127	A Arizona	74 64							
57	A Utah	57 63	323	N Arkansas St.	80 55							

Non-Div I Games:

California

Loss, Non-Conf, S Site, H Home A Away N Neutral

Average RPI Win: 299		WON-LOST	WINNING	LAST 10	STRENGTH OF	OPP. STRENGTH	TEAM	ADJ.	CONF.	ADJ CONF.
Average RPI Loss: 161		RECORD	PCT. RANK	GAMES	SCHEDULE	OF SCHEDULE	RPI	RPI	RPI	RPI
DIV. I ONLY		12- 5	70	7- 2	343	332	226	226	28	28
DIV. I NON-CONF.		5- 3	121	2- 0	339	343	252	252	28	28
TOTALS		RPI 1-25	RPI 26-50	W-L RECORDS	RPI 51-100	RPI 101-150	RPI 150+			
12- 5	0- 0		0- 0	OVERALL	0- 0	0- 3	12- 2			
4- 4	0- 0		0- 0	HOME	0- 0	0- 2	4- 2			
6- 1	0- 0		0- 0	AWAY	0- 0	0- 1	6- 0			
2- 0	0- 0		0- 0	NEUTRAL	0- 0	0- 0	2- 0			
5- 3	0- 0		0- 0	NON-CONFERENCE	0- 0	0- 2	5- 1			
1- 2	0- 0		0- 0	HOME	0- 0	0- 1	1- 1			
2- 1	0- 0		0- 0	AWAY	0- 0	0- 1	2- 0			
2- 0	0- 0		0- 0	NEUTRAL	0- 0	0- 0	2- 0			
7- 2	0- 0		0- 0	CONFERENCE	0- 0	0- 1	7- 1			
3- 2	0- 0		0- 0	HOME	0- 0	0- 1	3- 1			
4- 0	0- 0		0- 0	AWAY	0- 0	0- 0	4- 0			
0- 0	0- 0		0- 0	NEUTRAL	0- 0	0- 0	0- 0			

RPI 1-25				RPI 26-50				RPI 51-100				RPI 101+				Team's RPI: 226	
RPI	S	Opponent	Score	RPI	S	Opponent	Score	RPI	S	Opponent	Score	RPI	S	Opponent	Score		
												115	A	Mercer	60	76	
												118	H	VCU	53	66	
												123	H	Radford	42	61	
												178	H	ETSU	55	56	
												214	A	UNC Asheville	61	55	
												240	A	Presbyterian	49	39	
												271	H	Liberty	52	58	
												280	A	Gardner-Webb	73	61	
												282	H	Charleston So.	54	37	
												297	A	Western Caro.	50	48	
												306	H	High Point	58	33	
												307	A	USC Upstate	56	41	
												313	N	Ark.-Pine Bluff	51	31	
												326	H	Winthrop	61	32	
												334	A	Longwood	66	54	
												341	H	N.C. Central	61	30	
												348	N	Morgan St.	62	51	
LAST 12 Division I GAMES:																	
				271	H	Liberty	52	58	123	H	Radford	42	61				
				280	A	Gardner-Webb	73	61	282	H	Charleston So.	54	37				
				306	H	High Point	58	33	214	A	UNC Asheville	61	55				
				334	A	Longwood	66	54	348	N	Morgan St.	62	51				
				326	H	Winthrop	61	32	313	N	Ark.-Pine Bluff	51	31				
				240	A	Presbyterian	49	39	307	A	USC Upstate	56	41				

Non-Div I Games:	Columbia (SC)	73	32	Saint Augustine's	69	33	St. Andrews	94	39
------------------	---------------	----	----	-------------------	----	----	-------------	----	----

Campbell

■ Loss, ■ Non-Conf, S Site, H Home A Away N Neutral

Average RPI Win: 238	WON-LOST	WINNING	LAST 10	STRENGTH OF	OPP. STRENGTH	TEAM	ADJ.	CONF.	ADJ CONF.
Average RPI Loss: 156	RECORD	PCT. RANK	GAMES	SCHEDULE	OF SCHEDULE	RPI	RPI	RPI	RPI
DIV. I ONLY	7- 15	268	5- 5	175	241	238	238	17	17
DIV. I NON-CONF.	1- 8	314	0- 1	82	224	262	262	17	17
TOTALS	RPI 1-25	RPI 26-50	W-L RECORDS	RPI 51-100	RPI 101-150	RPI 150+			
7- 15	0- 0	0- 1	OVERALL	0- 3	0- 2	7- 9			
3- 7	0- 0	0- 0	HOME	0- 2	0- 2	3- 3			
4- 8	0- 0	0- 1	AWAY	0- 1	0- 0	4- 6			
0- 0	0- 0	0- 0	NEUTRAL	0- 0	0- 0	0- 0			
1- 8	0- 0	0- 1	NON-CONFERENCE	0- 2	0- 1	1- 4			
0- 4	0- 0	0- 0	HOME	0- 1	0- 1	0- 2			
1- 4	0- 0	0- 1	AWAY	0- 1	0- 0	1- 2			
0- 0	0- 0	0- 0	NEUTRAL	0- 0	0- 0	0- 0			
6- 7	0- 0	0- 0	CONFERENCE	0- 1	0- 1	6- 5			
3- 3	0- 0	0- 0	HOME	0- 1	0- 1	3- 1			
3- 4	0- 0	0- 0	AWAY	0- 0	0- 0	3- 4			
0- 0	0- 0	0- 0	NEUTRAL	0- 0	0- 0	0- 0			

RPI S	Opponent	Score	RPI S	Opponent	Score	RPI S	Opponent	Score	RPI S	Opponent	Score	Team's RPI: 238
			27 A	Ohio St.	56 89	54 H	Quinnipiac	53 64	130 H	Rider	70 71	
						71 H	Buffalo	52 65	132 H	Lamar University	51 65	
						99 A	Cornell	43 60	151 A	Iona	52 55	
									171 H	Northeastern	59 83	
									172 H	Fairfield	63 49	
									189 H	Akron	64 73	
									195 A	Morehead St.	68 77	
									196 A	Siena	42 67	
									220 A	Saint Francis (PA)	74 95	
									221 A	St. Bonaventure	74 57	
									223 A	Niagara	65 57	
									235 A	Monmouth	53 55	
									235 H	Monmouth	74 54	
									236 A	Marist	60 67	
									236 H	Marist	74 85	
									251 A	Manhattan	62 57	
									251 H	Manhattan	58 48	
									311 A	Saint Peter's	59 54	
LAST 12 Division I GAMES:												
251 H	Manhattan	58 48	311 A	Saint Peter's	59 54							
236 A	Marist	60 67	54 H	Quinnipiac	53 64							
196 A	Siena	42 67	236 H	Marist	74 85							
172 H	Fairfield	63 49	251 A	Manhattan	62 57							
223 A	Niagara	65 57	151 A	Iona	52 55							
235 A	Monmouth	53 55	99 A	Cornell	43 60							

Non-Div I Games:

Canisius

Average RPI Win:	265	WON-LOST	WINNING	LAST 10	STRENGTH OF	OPP. STRENGTH	TEAM	ADJ.	CONF.	ADJ CONF.
Average RPI Loss:	81	RECORD	PCT. RANK	GAMES	SCHEDULE	OF SCHEDULE	RPI	RPI	RPI	RPI
DIV. I ONLY	12- 4	38	8- 2	283	246	113	113	27	27	
DIV. I NON-CONF.	4- 2	97	2- 0	288	62	106	106	27	27	
TOTALS	RPI 1-25	RPI 26-50	W-L RECORDS	RPI 51-100	RPI 101-150	RPI 150+				
12- 4	0- 1	0- 0	OVERALL	0- 1	1- 2	11- 0				
4- 1	0- 0	0- 0	HOME	0- 0	0- 1	4- 0				
6- 3	0- 0	0- 0	AWAY	0- 1	1- 0	5- 0				
2- 0	0- 0	0- 0	NEUTRAL	0- 0	0- 0	2- 0				
4- 2	0- 1	0- 0	NON-CONFERENCE	0- 1	0- 0	4- 0				
1- 0	0- 0	0- 0	HOME	0- 0	0- 0	1- 0				
1- 2	0- 1	0- 0	AWAY	0- 1	0- 0	1- 0				
2- 0	0- 0	0- 0	NEUTRAL	0- 0	0- 0	2- 0				
8- 2	0- 0	0- 0	CONFERENCE	0- 0	1- 2	7- 0				
3- 1	0- 0	0- 0	HOME	0- 0	0- 1	3- 0				
5- 1	0- 0	0- 0	AWAY	0- 0	1- 1	4- 0				
0- 0	0- 0	0- 0	NEUTRAL	0- 0	0- 0	0- 0				

RPI 1-25				RPI 26-50				RPI 51-100				RPI 101+ Team's RPI: 113			
RPI	S	Opponent	Score	RPI	S	Opponent	Score	RPI	S	Opponent	Score	RPI	S	Opponent	Score
20	A	Texas A&M	49 74					59	A	Texas Tech	45 79	102	A	SFA	67 63
												114	A	Abilene Christian	76 83
												132	H	Lamar University	56 70
												179	N	Houston	69 55
												193	A	New Orleans	55 51
												271	N	Liberty	61 41
												279	A	McNeese	72 49
												279	H	McNeese	67 52
												287	A	A&M-Corpus Christi	49 41
												299	A	Alcorn	71 57
												299	H	Alcorn	59 45
												320	H	Northwestern St.	76 43
												335	H	Incarinate Word	63 50
												339	A	Houston Baptist	80 49
LAST 12 Division I GAMES:															
279	A	McNeese	72 49	339	A	Houston Baptist	80 49								
335	H	Incarinate Word	63 50	114	A	Abilene Christian	76 83								
102	A	SFA	67 63	320	H	Northwestern St.	76 43								
193	A	New Orleans	55 51	132	H	Lamar University	56 70								
279	H	McNeese	67 52	179	N	Houston	69 55								
287	A	A&M-Corpus Christi	49 41	271	N	Liberty	61 41								

Non-Div I Games: Crowley's Ridge 102 31 Williams Baptist 82 32 Central Baptist 94 47 Hendrix 71 39
Central Ark.

GENERAL CONF. REC.				THROUGH GAMES OF FEB. 5, 1917						
Average RPI Win:	306	WON-LOST	WINNING	LAST 10	STRENGTH OF	OPP. STRENGTH	TEAM	ADJ.	CONF.	ADJ CONF.
Average RPI Loss:	184	RECORD	PCT. RANK	GAMES	SCHEDULE	OF SCHEDULE	RPI	RPI	RPI	RPI
DIV. I ONLY	8- 13	233	7- 3	312	293	301	301	31	31	
DIV. I NON-CONF.	1- 10	325	0- 2	216	146	326	326	32	32	
TOTALS	RPI 1-25	RPI 26-50	W-L RECORDS	RPI 51-100	RPI 101-150	RPI 150+				
8- 13	0- 0	0- 2	OVERALL	0- 1	0- 1	8- 9				
6- 3	0- 0	0- 0	HOME	0- 0	0- 1	6- 2				
2- 9	0- 0	0- 2	AWAY	0- 1	0- 0	2- 6				
0- 1	0- 0	0- 0	NEUTRAL	0- 0	0- 0	0- 1				
1- 10	0- 0	0- 2	NON-CONFERENCE	0- 1	0- 1	1- 6				
1- 2	0- 0	0- 0	HOME	0- 0	0- 1	1- 1				
0- 7	0- 0	0- 2	AWAY	0- 1	0- 0	0- 4				
0- 1	0- 0	0- 0	NEUTRAL	0- 0	0- 0	0- 1				
7- 3	0- 0	0- 0	CONFERENCE	0- 0	0- 0	7- 3				
5- 1	0- 0	0- 0	HOME	0- 0	0- 0	5- 1				
2- 2	0- 0	0- 0	AWAY	0- 0	0- 0	2- 2				
0- 0	0- 0	0- 0	NEUTRAL	0- 0	0- 0	0- 0				

RPI 1-25				RPI 26-50				RPI 51-100				RPI 101+				Team's RPI: 301
RPI	S	Opponent	Score	RPI	S	Opponent	Score	RPI	S	Opponent	Score	RPI	S	Opponent	Score	
				37	A	Syracuse	63 95	91	A	New Hampshire	52 56	134	H	Hartford	58 68	
				42	A	Virginia Tech	47 81					167	A	Boston College	46 66	
												181	A	Seton Hall	70 78	
												203	H	Sacred Heart	67 50	
												215	A	Dartmouth	51 61	
												220	A	Saint Francis (PA)	81 87	
												224	N	San Diego St.	62 80	
												227	A	Robert Morris	46 55	
												243	H	Stony Brook	59 64	
												278	A	Massachusetts	37 76	
												281	H	Vermont	78 76	
												295	H	Bryant	53 52	
												321	A	St. Francis Brooklyn	61 53	
												325	H	Mt. St. Mary's	68 58	
												333	A	LIU Brooklyn	76 71	
												333	H	LIU Brooklyn	62 68	
												344	H	Fairleigh Dickinson	68 49	
												345	H	Wagner	66 53	
LAST 12 Division I GAMES:																
				333	H	LIU Brooklyn	62 68	325	H	Mt. St. Mary's	68 58					
				295	H	Bryant	53 52	203	H	Sacred Heart	67 50					
				227	A	Robert Morris	46 55	321	A	St. Francis Brooklyn	61 53					
				220	A	Saint Francis (PA)	81 87	345	H	Wagner	66 53					
				333	A	LIU Brooklyn	76 71	91	A	New Hampshire	52 56					
				344	H	Fairleigh Dickinson	68 49	167	A	Boston College	46 66					

Non-Div I Games:

Central Conn. St.

Loss, Non-Conf, S Site, H Home A Away N Neutral

Average RPI Win:	200	WON-LOST	WINNING	LAST 10	STRENGTH OF	OPP. STRENGTH	TEAM	ADJ.	CONF.	ADJ CONF.
Average RPI Loss:	61	RECORD	PCT. RANK	GAMES	SCHEDULE	OF SCHEDULE	RPI	RPI	RPI	RPI
DIV. I ONLY	15- 6	62	7- 3	185	72	79	79	10	10	
DIV. I NON-CONF.	8- 4	97	2- 1	280	39	154	154	11	11	
TOTALS	RPI 1-25	RPI 26-50	W-L RECORDS	RPI 51-100	RPI 101-150	RPI 150+				
15- 6	0- 2	0- 0	OVERALL	2- 4	3- 0	10- 0				
11- 1	0- 1	0- 0	HOME	2- 0	2- 0	7- 0				
2- 5	0- 1	0- 0	AWAY	0- 4	1- 0	1- 0				
2- 0	0- 0	0- 0	NEUTRAL	0- 0	0- 0	2- 0				
8- 4	0- 2	0- 0	NON-CONFERENCE	0- 2	1- 0	7- 0				
6- 1	0- 1	0- 0	HOME	0- 0	1- 0	5- 0				
0- 3	0- 1	0- 0	AWAY	0- 2	0- 0	0- 0				
2- 0	0- 0	0- 0	NEUTRAL	0- 0	0- 0	2- 0				
7- 2	0- 0	0- 0	CONFERENCE	2- 2	2- 0	3- 0				
5- 0	0- 0	0- 0	HOME	2- 0	1- 0	2- 0				
2- 2	0- 0	0- 0	AWAY	0- 2	1- 0	1- 0				
0- 0	0- 0	0- 0	NEUTRAL	0- 0	0- 0	0- 0				

RPI 1-25				RPI 26-50				RPI 51-100 Team's RPI: 79				RPI 101+			
RPI	S	Opponent	Score	RPI	S	Opponent	Score	RPI	S	Opponent	Score	RPI	S	Opponent	Score
2	A	Notre Dame	47 107					60	H	Ohio	64 59	112	A	Kent St.	91 78
25	H	Elon	57 71					71	A	Buffalo	56 67	129	H	Ball St.	101 92
								71	H	Buffalo	88 71	137	H	Saint Joseph's	73 71
								84	A	Middle Tenn.	69 79	174	H	Oakland	70 67
								88	A	Toledo	72 74	183	H	Illinois	82 51
								96	A	Purdue	51 62	189	H	Akron	89 62
												212	H	Miami (OH)	80 61
												248	H	Furman	81 71
												256	A	Bowling Green	76 65
												276	N	North Dakota St.	77 55
												310	H	Loyola Chicago	95 57
												318	H	Ill.-Chicago	77 55
												330	N	Utah Valley	71 62
LAST 12 Division I GAMES:															
60	H	Ohio	64 59	71	H	Buffalo	88 71								
88	A	Toledo	72 74	189	H	Akron	89 62								
71	A	Buffalo	56 67	112	A	Kent St.	91 78								
212	H	Miami (OH)	80 61	84	A	Middle Tenn.	69 79								
256	A	Bowling Green	76 65	183	H	Illinois	82 51								
129	H	Ball St.	101 92	137	H	Saint Joseph's	73 71								

Non-Div I Games:

Central Mich.

■ Loss,
 ■ Non-Conf, S Site,
 ■ Home
 ■ Away
 N Neutral

Average RPI Win: 281		WON-LOST	WINNING	LAST 10	STRENGTH OF	OPP. STRENGTH	TEAM	ADJ.	CONF.	ADJ CONF.
Average RPI Loss: 198		RECORD	PCT. RANK	GAMES	SCHEDULE	OF SCHEDULE	RPI	RPI	RPI	RPI
DIV. I ONLY		8- 9	197	5- 5	337	281	282	282	28	28
DIV. I NON-CONF.		3- 5	223	0- 3	331	212	308	308	28	28
TOTALS		RPI 1-25	RPI 26-50	W-L RECORDS	RPI 51-100	RPI 101-150	RPI 150+			
8- 9	0- 0		0- 1	OVERALL	0- 1	1- 0	7- 7			
5- 3	0- 0		0- 0	HOME	0- 0	1- 0	4- 3			
3- 6	0- 0		0- 1	AWAY	0- 1	0- 0	3- 4			
0- 0	0- 0		0- 0	NEUTRAL	0- 0	0- 0	0- 0			
3- 5	0- 0		0- 1	NON-CONFERENCE	0- 1	0- 0	3- 3			
2- 2	0- 0		0- 0	HOME	0- 0	0- 0	2- 2			
1- 3	0- 0		0- 1	AWAY	0- 1	0- 0	1- 1			
0- 0	0- 0		0- 0	NEUTRAL	0- 0	0- 0	0- 0			
5- 4	0- 0		0- 0	CONFERENCE	0- 0	1- 0	4- 4			
3- 1	0- 0		0- 0	HOME	0- 0	1- 0	2- 1			
2- 3	0- 0		0- 0	AWAY	0- 0	0- 0	2- 3			
0- 0	0- 0		0- 0	NEUTRAL	0- 0	0- 0	0- 0			

RPI 1-25				RPI 26-50				RPI 51-100				RPI 101+				Team's RPI: 282	
RPI	S	Opponent	Score	RPI	S	Opponent	Score	RPI	S	Opponent	Score	RPI	S	Opponent	Score		
				49	A	West Virginia	38 88	72	A	North Carolina	77 93	123	H	Radford	57 45		
												180	H	Col. of Charleston	76 79		
												214	A	UNC Asheville	47 56		
												226	A	Campbell	37 54		
												229	H	Wofford	45 59		
												240	A	Presbyterian	48 50		
												253	H	Ga. Southern	55 54		
												271	H	Liberty	72 81		
												280	H	Gardner-Webb	64 57		
												283	A	Lipscomb	67 52		
												297	A	Western Caro.	53 58		
												306	A	High Point	74 68		
												326	H	Winthrop	71 52		
												334	A	Longwood	62 47		
												340	H	South Carolina St.	67 62		
LAST 12 Division I GAMES:																	
				214	A	UNC Asheville	47 56	306	A	High Point	74 68						
				334	A	Longwood	62 47	226	A	Campbell	37 54						
				280	H	Gardner-Webb	64 57	271	H	Liberty	72 81						
				123	H	Radford	57 45	297	A	Western Caro.	53 58						
				240	A	Presbyterian	48 50	180	H	Col. of Charleston	76 79						
				326	H	Winthrop	71 52	229	H	Wofford	45 59						

Non-Div I Games:	Southern Wesleyan	80	57	Montreat	79	50	Paine	75	67
------------------	-------------------	----	----	----------	----	----	-------	----	----

Charleston So.

■ Loss, ■ Non-Conf, S Site, H Home A Away N Neutral

Average RPI Win:	193	WON-LOST	WINNING	LAST 10	STRENGTH OF	OPP. STRENGTH	TEAM	ADJ.	CONF.	ADJ CONF.
Average RPI Loss:	95	RECORD	PCT. RANK	GAMES	SCHEDULE	OF SCHEDULE	RPI	RPI	RPI	RPI
DIV. I ONLY	16- 5	34	8- 2	228	85	80	80	15	15	
DIV. I NON-CONF.	8- 3	67	2- 0	276	14	108	108	16	16	
TOTALS	RPI 1-25	RPI 26-50	W-L RECORDS	RPI 51-100	RPI 101-150	RPI 150+				
16- 5	0- 1	0- 0	OVERALL	1- 2	5- 0	10- 2				
8- 1	0- 0	0- 0	HOME	1- 0	1- 0	6- 1				
8- 2	0- 1	0- 0	AWAY	0- 0	4- 0	4- 1				
0- 2	0- 0	0- 0	NEUTRAL	0- 2	0- 0	0- 0				
8- 3	0- 1	0- 0	NON-CONFERENCE	0- 2	3- 0	5- 0				
5- 0	0- 0	0- 0	HOME	0- 0	1- 0	4- 0				
3- 1	0- 1	0- 0	AWAY	0- 0	2- 0	1- 0				
0- 2	0- 0	0- 0	NEUTRAL	0- 2	0- 0	0- 0				
8- 2	0- 0	0- 0	CONFERENCE	1- 0	2- 0	5- 2				
3- 1	0- 0	0- 0	HOME	1- 0	0- 0	2- 1				
5- 1	0- 0	0- 0	AWAY	0- 0	2- 0	3- 1				
0- 0	0- 0	0- 0	NEUTRAL	0- 0	0- 0	0- 0				

RPI 1-25				RPI 26-50				RPI 51-100				Team's RPI: 80		RPI 101+			
RPI	S	Opponent	Score	RPI	S	Opponent	Score	RPI	S	Opponent	Score			RPI	S	Opponent	Score
19	A	Miami (FL)	46 80					57	N	Utah	68 81			108	H	East Carolina	79 64
								75	N	Boise St.	65 68			115	A	Duquesne	77 63
								86	H	Western Ky.	89 85			120	A	Southern Miss.	78 61
														128	A	Old Dominion	86 75
														133	A	Pittsburgh	70 63
														152	A	Rice	69 51
														152	H	Rice	52 55
														173	A	Louisiana Tech	54 80
														180	A	Col. of Charleston	62 49
														206	H	Wisconsin	63 48
														216	A	North Texas	78 63
														216	H	North Texas	66 49
														234	H	Marshall	93 77
														240	H	Presbyterian	71 63
														292	H	Davidson	93 79
														328	A	Fla. Atlantic	72 66
														334	H	Longwood	66 41
LAST 12 Division I GAMES:																	
328	A	Fla. Atlantic	72 66	234	H	Marshall	93 77										
152	H	Rice	52 55	86	H	Western Ky.	89 85										
216	H	North Texas	66 49	152	A	Rice	69 51										
128	A	Old Dominion	86 75	216	A	North Texas	78 63										
120	A	Southern Miss.	78 61	292	H	Davidson	93 79										
173	A	Louisiana Tech	54 80	334	H	Longwood	66 41										

Non-Div I Games:

Charlotte

■ Loss,
 ■ Non-Conf, S Site,
 ■ Home
 ■ Away
 N Neutral

Chattanooga

Through Games Of Feb. 3, 2017

Average RPI Win: 218	WON-LOST	WINNING	LAST 10	STRENGTH OF	OPP. STRENGTH	TEAM	ADJ.	CONF.	ADJ CONF.
Average RPI Loss: 69	RECORD	PCT. RANK	GAMES	SCHEDULE	OF SCHEDULE	RPI	RPI	RPI	RPI
DIV. I ONLY	13- 9	127	8- 2	87	103	92	92	19	19
DIV. I NON-CONF.	6- 8	203	2- 2	88	6	128	128	22	22
TOTALS	RPI 1-25	RPI 26-50	W-L RECORDS	RPI 51-100	RPI 101-150	RPI 150+			
13- 9	0- 3	0- 1	OVERALL	0- 3	3- 1	10- 1			
5- 4	0- 1	0- 1	HOME	0- 2	2- 0	3- 0			
6- 4	0- 2	0- 0	AWAY	0- 1	1- 0	5- 1			
2- 1	0- 0	0- 0	NEUTRAL	0- 0	0- 1	2- 0			
6- 8	0- 3	0- 1	NON-CONFERENCE	0- 3	1- 1	5- 0			
1- 4	0- 1	0- 1	HOME	0- 2	1- 0	0- 0			
3- 3	0- 2	0- 0	AWAY	0- 1	0- 0	3- 0			
2- 1	0- 0	0- 0	NEUTRAL	0- 0	0- 1	2- 0			
7- 1	0- 0	0- 0	CONFERENCE	0- 0	2- 0	5- 1			
4- 0	0- 0	0- 0	HOME	0- 0	1- 0	3- 0			
3- 1	0- 0	0- 0	AWAY	0- 0	1- 0	2- 1			
0- 0	0- 0	0- 0	NEUTRAL	0- 0	0- 0	0- 0			

RPI 1-25				RPI 26-50				RPI 51-100 Team's RPI: 92				RPI 101+			
RPI	S	Opponent	Score	RPI	S	Opponent	Score	RPI	S	Opponent	Score	RPI	S	Opponent	Score
1	A	UConn	43 80	32	H	Green Bay	55 71	52	H	Indiana	76 79	115	A	Mercer	74 56
2	H	Notre Dame	58 79					64	H	Florida	61 72	115	H	Mercer	70 50
14	A	Louisville	47 63					87	A	FGCU	55 68	119	N	Maine	39 49
												140	H	Stetson	66 55
												178	H	ETSU	60 45
												187	A	Rutgers	66 53
												229	A	Wofford	71 61
												231	A	Samford	77 61
												240	A	Presbyterian	56 48
												248	A	Furman	48 65
												252	H	UNCG	58 55
												256	N	Bowling Green	54 49
												264	A	UT Martin	80 60
												297	H	Western Caro.	67 46
												324	N	Lafayette	68 43
LAST 12 Division I GAMES:															
115	H	Mercer	70 50	115	A	Mercer	74 56								
248	A	Furman	48 65	231	A	Samford	77 61								
229	A	Wofford	71 61	240	A	Presbyterian	56 48								
252	H	UNCG	58 55	2	H	Notre Dame	58 79								
297	H	Western Caro.	67 46	87	A	FGCU	55 68								
178	H	ETSU	60 45	140	H	Stetson	66 55								

Non-Div I Games:

Chattanooga

■ Loss,
 ■ Non-Conf, S Site,
 ■ Home
 ■ Away
 N Neutral

Average RPI Win:	0	WON-LOST	WINNING	LAST 10	STRENGTH OF	OPP. STRENGTH	TEAM	ADJ.	CONF.	ADJ CONF.
Average RPI Loss:	193	RECORD	PCT. RANK	GAMES	SCHEDULE	OF SCHEDULE	RPI	RPI	RPI	RPI
DIV. I ONLY	0- 21	348	0- 10	109	342	329	329	29	29	
DIV. I NON-CONF.	0- 14	335	0- 5	64	318	313	313	29	29	
TOTALS	RPI 1-25	RPI 26-50	W-L RECORDS	RPI 51-100	RPI 101-150	RPI 150+				
0- 21	0- 1	0- 1	OVERALL	0- 2	0- 2	0- 15				
0- 9	0- 0	0- 0	HOME	0- 1	0- 1	0- 7				
0- 12	0- 1	0- 1	AWAY	0- 1	0- 1	0- 8				
0- 0	0- 0	0- 0	NEUTRAL	0- 0	0- 0	0- 0				
0- 14	0- 1	0- 1	NON-CONFERENCE	0- 2	0- 2	0- 8				
0- 6	0- 0	0- 0	HOME	0- 1	0- 1	0- 4				
0- 8	0- 1	0- 1	AWAY	0- 1	0- 1	0- 4				
0- 0	0- 0	0- 0	NEUTRAL	0- 0	0- 0	0- 0				
0- 7	0- 0	0- 0	CONFERENCE	0- 0	0- 0	0- 7				
0- 3	0- 0	0- 0	HOME	0- 0	0- 0	0- 3				
0- 4	0- 0	0- 0	AWAY	0- 0	0- 0	0- 4				
0- 0	0- 0	0- 0	NEUTRAL	0- 0	0- 0	0- 0				

RPI 1-25			RPI 26-50			RPI 51-100			RPI 101+			Team's RPI: 329
RPI	S	Opponent	Score	RPI	S	Opponent	Score	RPI	S	Opponent	Score	
17	A	Kansas St.	33 83	41	A	Northwestern	42 75	85	A	Northern Ill.	85 94	129 A Ball St. 53 88
								90	H	Western Ill.	50 54	136 H Wright St. 65 71
												155 A Cincinnati 53 81
												163 A Milwaukee 49 71
												165 H Western Mich. 51 64
												174 H Oakland 60 80
												184 A New Mexico St. 63 100
												195 A Morehead St. 55 63
												213 A Grand Canyon 39 57
												222 H Seattle U 51 64
												260 A UTRGV 43 71
												260 H UTRGV 46 57
												300 A CSU Bakersfield 48 83
												310 A Loyola Chicago 54 59
												312 H NJIT 42 57
												322 H Valparaiso 51 53
												330 H Utah Valley 59 62
LAST 12 Division I GAMES:												
213	A	Grand Canyon	39 57	260	A	UTRGV	43 71					
300	A	CSU Bakersfield	48 83	312	H	NJIT	42 57					
260	H	UTRGV	46 57	155	A	Cincinnati	53 81					
222	H	Seattle U	51 64	165	H	Western Mich.	51 64					
330	H	Utah Valley	59 62	90	H	Western Ill.	50 54					
184	A	New Mexico St.	63 100	163	A	Milwaukee	49 71					

Non-Div I Games:

Chicago St.

■ Loss,
■ Non-Conf,
■ S Site,
■ H Home
■ A Away
N Neutral

Average RPI Win: 224	WON-LOST	WINNING	LAST 10	STRENGTH OF	OPP. STRENGTH	TEAM	ADJ.	CONF.	ADJ CONF.
Average RPI Loss: 99	RECORD	PCT. RANK	GAMES	SCHEDULE	OF SCHEDULE	RPI	RPI	RPI	RPI
DIV. I ONLY	13- 8	115	6- 4	229	105	155	155	5	5
DIV. I NON-CONF.	8- 4	97	2- 0	333	214	222	222	5	5
TOTALS	RPI 1-25	RPI 26-50	W-L RECORDS	RPI 51-100	RPI 101-150	RPI 150+			
13- 8	0- 1	0- 2	OVERALL	0- 0	3- 3	10- 2			
9- 4	0- 0	0- 1	HOME	0- 0	3- 1	6- 2			
4- 4	0- 1	0- 1	AWAY	0- 0	0- 2	4- 0			
0- 0	0- 0	0- 0	NEUTRAL	0- 0	0- 0	0- 0			
8- 4	0- 0	0- 1	NON-CONFERENCE	0- 0	0- 1	8- 2			
5- 3	0- 0	0- 0	HOME	0- 0	0- 1	5- 2			
3- 1	0- 0	0- 1	AWAY	0- 0	0- 0	3- 0			
0- 0	0- 0	0- 0	NEUTRAL	0- 0	0- 0	0- 0			
5- 4	0- 1	0- 1	CONFERENCE	0- 0	3- 2	2- 0			
4- 1	0- 0	0- 1	HOME	0- 0	3- 0	1- 0			
1- 3	0- 1	0- 0	AWAY	0- 0	0- 2	1- 0			
0- 0	0- 0	0- 0	NEUTRAL	0- 0	0- 0	0- 0			

RPI S Opponent	Score	RPI S Opponent	Score	RPI S Opponent	Score	RPI S Opponent	Score	Team's RPI: 155
21 A South Fla.	52 72	27 A Ohio St.	38 80			105 H Georgia	48 51	
		35 H Tulane	68 74			108 H East Carolina	74 64	
						109 A SMU	47 64	
						109 H SMU	67 65	
						135 A UCF	44 64	
						135 H UCF	63 57	
						177 H Xavier	61 72	
						179 H Houston	85 64	
						182 H Indiana St.	55 63	
						188 A Memphis	66 59	
						212 A Miami (OH)	49 43	
						239 H Howard	66 56	
						256 A Bowling Green	68 58	
						257 H Tennessee Tech	60 38	
						286 A Southeast Mo. St.	83 75	
						304 H Eastern Ill.	78 64	
						313 H Ark.-Pine Bluff	72 42	
						329 H Chicago St.	81 53	
LAST 12 Division I GAMES:								
21 A South Fla.	52 72	179 H Houston	85 64					
35 H Tulane	68 74	135 H UCF	63 57					
135 A UCF	44 64	109 A SMU	47 64					
108 H East Carolina	74 64	329 H Chicago St.	81 53					
109 H SMU	67 65	304 H Eastern Ill.	78 64					
188 A Memphis	66 59	105 H Georgia	48 51					

Non-Div I Games: Clarion 92 54

Cincinnati

Average RPI Win:	224	WON-LOST	WINNING	LAST 10	STRENGTH OF	OPP. STRENGTH	TEAM	ADJ.	CONF.	ADJ CONF.
Average RPI Loss:	44	RECORD	PCT. RANK	GAMES	SCHEDULE	OF SCHEDULE	RPI	RPI	RPI	RPI
DIV. I ONLY	12- 11	165	1- 9	60	83	122	122	3	3	
DIV. I NON-CONF.	11- 2	24	2- 0	214	276	84	84	4	4	
TOTALS	RPI 1-25	RPI 26-50	W-L RECORDS	RPI 51-100	RPI 101-150	RPI 150+				
12- 11	0- 4	0- 4	OVERALL	1- 2	2- 0	9- 1				
8- 6	0- 2	0- 3	HOME	1- 1	1- 0	6- 0				
2- 5	0- 2	0- 1	AWAY	0- 1	0- 0	2- 1				
2- 0	0- 0	0- 0	NEUTRAL	0- 0	1- 0	1- 0				
11- 2	0- 1	0- 1	NON-CONFERENCE	0- 0	2- 0	9- 0				
7- 1	0- 0	0- 1	HOME	0- 0	1- 0	6- 0				
2- 1	0- 1	0- 0	AWAY	0- 0	0- 0	2- 0				
2- 0	0- 0	0- 0	NEUTRAL	0- 0	1- 0	1- 0				
1- 9	0- 3	0- 3	CONFERENCE	1- 2	0- 0	0- 1				
1- 5	0- 2	0- 2	HOME	1- 1	0- 0	0- 0				
0- 4	0- 1	0- 1	AWAY	0- 1	0- 0	0- 1				
0- 0	0- 0	0- 0	NEUTRAL	0- 0	0- 0	0- 0				

RPI 1-25				RPI 26-50				RPI 51-100				RPI 101+ Team's RPI: 122			
RPI	S	Opponent	Score	RPI	S	Opponent	Score	RPI	S	Opponent	Score	RPI	S	Opponent	Score
3	A	South Carolina	61 83	36	A	North Carolina St.	53 65	55	H	Georgia Tech	62 61	119	H	Maine	69 61
7	H	Florida St.	27 86	37	H	Syracuse	62 88	62	A	Wake Forest	56 68	136	N	Wright St.	75 51
11	A	Duke	37 65	38	H	Oregon	59 87	63	H	Virginia	37 69	167	A	Boston College	48 60
14	H	Louisville	46 60	42	H	Virginia Tech	69 78					173	H	Louisiana Tech	78 67
												235	A	Monmouth	60 47
												247	H	Coastal Caro.	64 57
												253	H	Ga. Southern	58 47
												258	H	Bethune-Cookman	59 38
												262	A	Jacksonville St.	69 63
												297	H	Western Caro.	78 63
												310	N	Loyola Chicago	61 40
												340	H	South Carolina St.	56 36
LAST 12 Division I GAMES:															
11	A	Duke	37 65	62	A	Wake Forest	56 68								
55	H	Georgia Tech	62 61	42	H	Virginia Tech	69 78								
14	H	Louisville	46 60	37	H	Syracuse	62 88								
36	A	North Carolina St.	53 65	167	A	Boston College	48 60								
63	H	Virginia	37 69	258	H	Bethune-Cookman	59 38								
7	H	Florida St.	27 86	262	A	Jacksonville St.	69 63								

Non-Div I Games:

Clemson

■ Loss,
 ■ Non-Conf, S Site,
 ■ Home
 ■ Away
 N Neutral

Average RPI Win: 279				WON-LOST		WINNING		LAST 10		STRENGTH OF		OPP. STRENGTH		TEAM		ADJ.		CONF.		ADJ CONF.	
Average RPI Loss: 130				RECORD		PCT. RANK		GAMES		SCHEDULE		OF SCHEDULE		RPI		RPI		RPI		RPI	
DIV. I ONLY				10- 10		166		5- 5		252		223		192		192		20		20	
DIV. I NON-CONF.				4- 5		198		1- 0		177		185		163		163		20		20	
TOTALS				RPI 1-25		RPI 26-50		W-L RECORDS		RPI 51-100		RPI 101-150		RPI 150+							
10- 10				0- 0		0- 3		OVERALL		0- 1		0- 2		10- 4							
3- 4				0- 0		0- 1		HOME		0- 1		0- 0		3- 2							
6- 6				0- 0		0- 2		AWAY		0- 0		0- 2		6- 2							
1- 0				0- 0		0- 0		NEUTRAL		0- 0		0- 0		1- 0							
4- 5				0- 0		0- 2		NON-CONFERENCE		0- 1		0- 1		4- 1							
0- 2				0- 0		0- 0		HOME		0- 1		0- 0		0- 1							
3- 3				0- 0		0- 2		AWAY		0- 0		0- 1		3- 0							
1- 0				0- 0		0- 0		NEUTRAL		0- 0		0- 0		1- 0							
6- 5				0- 0		0- 1		CONFERENCE		0- 0		0- 1		6- 3							
3- 2				0- 0		0- 1		HOME		0- 0		0- 0		3- 1							
3- 3				0- 0		0- 0		AWAY		0- 0		0- 1		3- 2							
0- 0				0- 0		0- 0		NEUTRAL		0- 0		0- 0		0- 0							

RPI 1-25				RPI 26-50				RPI 51-100				RPI 101+				Team's RPI: 192	
RPI	S	Opponent	Score	RPI	S	Opponent	Score	RPI	S	Opponent	Score	RPI	S	Opponent	Score		
				27	A	Ohio St.	78 96	88	H	Toledo	59 92	106	A	Navy	63 88		
				32	H	Green Bay	51 65					136	A	Wright St.	63 84		
				48	A	Bucknell	66 77					158	A	Detroit	54 66		
												163	H	Milwaukee	78 80		
												174	A	Oakland	74 62		
												223	H	Niagara	49 67		
												241	N	Richmond	69 65		
												256	A	Bowling Green	64 56		
												261	A	Northern Ky.	58 54		
												274	A	Evansville	66 62		
												304	A	Eastern Ill.	66 56		
												318	A	Ill.-Chicago	63 59		
												318	H	Ill.-Chicago	77 59		
												319	A	Youngstown St.	67 92		
												319	H	Youngstown St.	71 68		
												322	H	Valparaiso	71 60		
LAST 12 Division I GAMES:																	
				318	A	Ill.-Chicago	63 59	318	H	Ill.-Chicago	77 59						
				32	H	Green Bay	51 65	322	H	Valparaiso	71 60						
				163	H	Milwaukee	78 80	136	A	Wright St.	63 84						
				158	A	Detroit	54 66	261	A	Northern Ky.	58 54						
				174	A	Oakland	74 62	319	H	Youngstown St.	71 68						
				319	A	Youngstown St.	67 92	256	A	Bowling Green	64 56						

Non-Div I Games:	Notre Dame (OH)	51	66	Lake Erie	65	42
------------------	-----------------	----	----	-----------	----	----

Cleveland St.

Loss, Non-Conf, S Site, H Home A Away N Neutral

Average RPI Win:	271	WON-LOST	WINNING	LAST 10	STRENGTH OF	OPP. STRENGTH	TEAM	ADJ.	CONF.	ADJ CONF.
Average RPI Loss:	175	RECORD	PCT. RANK	GAMES	SCHEDULE	OF SCHEDULE	RPI	RPI	RPI	RPI
DIV. I ONLY	8- 10	206	4- 6	303	287	247	247	21	21	
DIV. I NON-CONF.	4- 4	165	2- 0	343	336	277	277	19	19	
TOTALS	RPI 1-25	RPI 26-50	W-L RECORDS	RPI 51-100	RPI 101-150	RPI 150+				
8- 10	0- 0	0- 0	OVERALL	0- 3	0- 1	8- 6				
4- 3	0- 0	0- 0	HOME	0- 2	0- 0	4- 1				
3- 7	0- 0	0- 0	AWAY	0- 1	0- 1	3- 5				
1- 0	0- 0	0- 0	NEUTRAL	0- 0	0- 0	1- 0				
4- 4	0- 0	0- 0	NON-CONFERENCE	0- 0	0- 1	4- 3				
1- 1	0- 0	0- 0	HOME	0- 0	0- 0	1- 1				
2- 3	0- 0	0- 0	AWAY	0- 0	0- 1	2- 2				
1- 0	0- 0	0- 0	NEUTRAL	0- 0	0- 0	1- 0				
4- 6	0- 0	0- 0	CONFERENCE	0- 3	0- 0	4- 3				
3- 2	0- 0	0- 0	HOME	0- 2	0- 0	3- 0				
1- 4	0- 0	0- 0	AWAY	0- 1	0- 0	1- 3				
0- 0	0- 0	0- 0	NEUTRAL	0- 0	0- 0	0- 0				

RPI S	Opponent	Score	RPI S	Opponent	Score	RPI S	Opponent	Score	RPI S	Opponent	Score	Team's RPI: 247
						51	A UT Arlington	58 60	122	A Clemson	57 64	
						51	H UT Arlington	41 70	180	A Col. of Charleston	79 72	
						58	H Little Rock	66 74	186	H Appalachian St.	60 55	
									208	A Texas St.	62 83	
									208	H Texas St.	64 48	
									220	H Saint Francis (PA)	59 70	
									229	A Wofford	62 67	
									234	A Marshall	66 84	
									253	A Ga. Southern	70 78	
									272	A Georgia St.	73 67	
									316	A Fort Wayne	72 57	
									323	A Arkansas St.	52 60	
									323	H Arkansas St.	57 55	
									340	N South Carolina St.	63 54	
									341	H N.C. Central	66 50	
LAST 12 Division I GAMES:												
323	A	Arkansas St.	52	60	323	H	Arkansas St.	57	55			
208	H	Texas St.	64	48	58	H	Little Rock	66	74			
51	H	UT Arlington	41	70	51	A	UT Arlington	58	60			
272	A	Georgia St.	73	67	208	A	Texas St.	62	83			
253	A	Ga. Southern	70	78	180	A	Col. of Charleston	79	72			
186	H	Appalachian St.	60	55	340	N	South Carolina St.	63	54			

Non-Div I Games: Pfeiffer

91 49

Catawba

58

63

Coastal Caro.

■ Loss,
 ■ Non-Conf,
 ■ S Site,
 ■ Home
 ■ A Away
 N Neutral

Average RPI Win:	201	WON-LOST	WINNING	LAST 10	STRENGTH OF	OPP. STRENGTH	TEAM	ADJ.	CONF.	ADJ CONF.
Average RPI Loss:	113	RECORD	PCT. RANK	GAMES	SCHEDULE	OF SCHEDULE	RPI	RPI	RPI	RPI
DIV. I ONLY	7- 14	261	4- 6	85	111	180	180	8	8	
DIV. I NON-CONF.	3- 8	262	1- 1	155	135	206	206	8	8	
TOTALS	RPI 1-25	RPI 26-50	W-L RECORDS	RPI 51-100	RPI 101-150	RPI 150+				
7- 14	0- 3	0- 2	OVERALL	1- 3	1- 1	5- 5				
4- 5	0- 1	0- 1	HOME	1- 1	1- 0	2- 2				
3- 9	0- 2	0- 1	AWAY	0- 2	0- 1	3- 3				
0- 0	0- 0	0- 0	NEUTRAL	0- 0	0- 0	0- 0				
3- 8	0- 1	0- 2	NON-CONFERENCE	0- 2	0- 0	3- 3				
0- 4	0- 0	0- 1	HOME	0- 1	0- 0	0- 2				
3- 4	0- 1	0- 1	AWAY	0- 1	0- 0	3- 1				
0- 0	0- 0	0- 0	NEUTRAL	0- 0	0- 0	0- 0				
4- 6	0- 2	0- 0	CONFERENCE	1- 1	1- 1	2- 2				
4- 1	0- 1	0- 0	HOME	1- 0	1- 0	2- 0				
0- 5	0- 1	0- 0	AWAY	0- 1	0- 1	0- 2				
0- 0	0- 0	0- 0	NEUTRAL	0- 0	0- 0	0- 0				

RPI 1-25				RPI 26-50				RPI 51-100				RPI 101+ Team's RPI: 180			
RPI	S	Opponent	Score	RPI	S	Opponent	Score	RPI	S	Opponent	Score	RPI	S	Opponent	Score
14	A	Louisville	58 86	36	A	North Carolina St.	47 91	80	H	Charlotte	49 62	107	A	Delaware	66 71
25	A	Elon	57 70	42	H	Virginia Tech	61 71	83	A	Drexel	57 70	124	H	William & Mary	70 60
25	H	Elon	56 84					83	H	Drexel	79 75	153	A	Towson	59 61
								86	A	Western Ky.	76 89	179	A	Houston	63 79
												186	A	Appalachian St.	65 62
												190	H	Hofstra	71 55
												217	A	UNCW	61 67
												217	H	UNCW	76 37
												247	H	Coastal Caro.	72 79
												282	A	Charleston So.	79 76
												285	H	North Florida	47 60
												326	A	Winthrop	95 64
LAST 12 Division I GAMES:															
83	H	Drexel	79 75	25	H	Elon	56 84								
217	A	UNCW	61 67	217	H	UNCW	76 37								
190	H	Hofstra	71 55	124	H	William & Mary	70 60								
107	A	Delaware	66 71	25	A	Elon	57 70								
83	A	Drexel	57 70	282	A	Charleston So.	79 76								
153	A	Towson	59 61	247	H	Coastal Caro.	72 79								

Non-Div I Games:

Col. of Charleston

■ Loss,
 ■ Non-Conf, S Site,
 ■ Home
 ■ Away
 N Neutral

Average RPI Win: 269	WON-LOST	WINNING	LAST 10	STRENGTH OF	OPP. STRENGTH	TEAM	ADJ.	CONF.	ADJ CONF.
Average RPI Loss: 162	RECORD	PCT. RANK	GAMES	SCHEDULE	OF SCHEDULE	RPI	RPI	RPI	RPI
DIV. I ONLY	7- 14	261	4- 6	234	256	270	270	24	24
DIV. I NON-CONF.	3- 8	262	0- 2	204	257	256	256	25	25
TOTALS	RPI 1-25	RPI 26-50	W-L RECORDS	RPI 51-100	RPI 101-150	RPI 150+			
7- 14	0- 0	0- 1	OVERALL	0- 3	0- 2	7- 8			
5- 4	0- 0	0- 0	HOME	0- 1	0- 1	5- 2			
2- 10	0- 0	0- 1	AWAY	0- 2	0- 1	2- 6			
0- 0	0- 0	0- 0	NEUTRAL	0- 0	0- 0	0- 0			
3- 8	0- 0	0- 0	NON-CONFERENCE	0- 3	0- 1	3- 4			
2- 1	0- 0	0- 0	HOME	0- 1	0- 0	2- 0			
1- 7	0- 0	0- 0	AWAY	0- 2	0- 1	1- 4			
0- 0	0- 0	0- 0	NEUTRAL	0- 0	0- 0	0- 0			
4- 6	0- 0	0- 1	CONFERENCE	0- 0	0- 1	4- 4			
3- 3	0- 0	0- 0	HOME	0- 0	0- 1	3- 2			
1- 3	0- 0	0- 1	AWAY	0- 0	0- 0	1- 2			
0- 0	0- 0	0- 0	NEUTRAL	0- 0	0- 0	0- 0			

RPI S	Opponent	Score	RPI S	Opponent	Score	RPI S	Opponent	Score	RPI S	Opponent	Score	Team's RPI: 270
			48	A Bucknell	56 79	81	A Gonzaga	42 72	106	H Navy	67 80	
						96	A Purdue	51 71	142	A Columbia	67 75	
						99	H Cornell	57 70	153	H Towson	76 71	
									157	A Providence	85 92	
									169	H Army West Point	69 76	
									170	A Brown	67 62	
									185	A American	57 68	
									185	H American	62 73	
									196	A Siena	63 71	
									221	A St. Bonaventure	57 70	
									245	A Loyola Maryland	77 87	
									273	H Boston U.	96 87	
									314	A Holy Cross	62 54	
									314	H Holy Cross	70 52	
									324	H Lafayette	76 69	
									333	H LIU Brooklyn	76 61	
									337	A UMass Lowell	77 82	
LAST 12 Division I GAMES:												
314	H Holy Cross	70 52	106	H Navy	67 80							
185	H American	62 73	314	A Holy Cross	62 54							
245	A Loyola Maryland	77 87	185	A American	57 68							
273	H Boston U.	96 87	324	H Lafayette	76 69							
48	A Bucknell	56 79	81	A Gonzaga	42 72							
169	H Army West Point	69 76	337	A UMass Lowell	77 82							

Non-Div I Games:

Colgate

■ Loss,
 ■ Non-Conf, S Site,
 ■ Home
 ■ Away
 N Neutral

Colorado

Through Games Of Feb. 3, 2017

Average RPI Win:	175	WON-LOST	WINNING	LAST 10	STRENGTH OF	OPP. STRENGTH	TEAM	ADJ.	CONF.	ADJ CONF.
Average RPI Loss:	40	RECORD	PCT. RANK	GAMES	SCHEDULE	OF SCHEDULE	RPI	RPI	RPI	RPI
DIV. I ONLY	13- 9	127	3- 7	56	55	78	78	1	1	
DIV. I NON-CONF.	10- 1	16	0- 1	198	252	68	68	1	1	
TOTALS	RPI 1-25	RPI 26-50	W-L RECORDS	RPI 51-100	RPI 101-150	RPI 150+				
13- 9	1- 3	0- 3	OVERALL	3- 3	3- 0	6- 0				
10- 4	1- 1	0- 2	HOME	3- 1	2- 0	4- 0				
3- 5	0- 2	0- 1	AWAY	0- 2	1- 0	2- 0				
0- 0	0- 0	0- 0	NEUTRAL	0- 0	0- 0	0- 0				
10- 1	1- 0	0- 0	NON-CONFERENCE	1- 1	2- 0	6- 0				
7- 1	1- 0	0- 0	HOME	1- 1	1- 0	4- 0				
3- 0	0- 0	0- 0	AWAY	0- 0	1- 0	2- 0				
0- 0	0- 0	0- 0	NEUTRAL	0- 0	0- 0	0- 0				
3- 8	0- 3	0- 3	CONFERENCE	2- 2	1- 0	0- 0				
3- 3	0- 1	0- 2	HOME	2- 0	1- 0	0- 0				
0- 5	0- 2	0- 1	AWAY	0- 2	0- 0	0- 0				
0- 0	0- 0	0- 0	NEUTRAL	0- 0	0- 0	0- 0				

RPI 1-25				RPI 26-50				RPI 51-100 Team's RPI: 78				RPI 101+			
RPI	S	Opponent	Score	RPI	S	Opponent	Score	RPI	S	Opponent	Score	RPI	S	Opponent	Score
6	A	Oregon St.	57 81	30	H	Arizona St.	52 71	57	A	Utah	53 58	101	A	Northern Colo.	83 62
9	H	Stanford	70 84	38	A	Oregon	66 71	57	H	Utah	54 49	109	H	SMU	67 50
13	A	UCLA	74 87	45	H	California	53 65	67	H	Washington St.	70 58	127	H	Arizona	65 56
16	H	Kentucky	79 69					70	A	Southern California	54 79	198	H	Idaho St.	85 56
								74	H	Colorado St.	74 56	276	A	North Dakota St.	76 59
								93	H	Wyoming	75 82	277	A	Mississippi Val.	76 64
												315	H	Air Force	95 68
												321	H	St. Francis Brooklyn	81 54
												336	H	Southeastern La.	112 54
LAST 12 Division I GAMES:															
67	H	Washington St.	70 58	45	H	California	53 65								
57	A	Utah	53 58	30	H	Arizona St.	52 71								
57	H	Utah	54 49	127	H	Arizona	65 56								
6	A	Oregon St.	57 81	13	A	UCLA	74 87								
38	A	Oregon	66 71	70	A	Southern California	54 79								
9	H	Stanford	70 84	93	H	Wyoming	75 82								

Non-Div I Games:

Colorado

Loss, Non-Conf, S Site, H Home A Away N Neutral

Average RPI Win:	204	WON-LOST	WINNING	LAST 10	STRENGTH OF	OPP. STRENGTH	TEAM	ADJ.	CONF.	ADJ CONF.
Average RPI Loss:	69	RECORD	PCT. RANK	GAMES	SCHEDULE	OF SCHEDULE	RPI	RPI	RPI	RPI
DIV. I ONLY	15- 5	38	9- 1	204	94	74	74	13	13	
DIV. I NON-CONF.	6- 4	126	2- 0	251	81	134	134	15	15	
TOTALS	RPI 1-25	RPI 26-50	W-L RECORDS	RPI 51-100	RPI 101-150	RPI 150+				
15- 5	0- 2	0- 0	OVERALL	2- 2	2- 0	11- 1				
9- 1	0- 0	0- 0	HOME	0- 1	1- 0	8- 0				
6- 4	0- 1	0- 0	AWAY	2- 1	1- 0	3- 1				
0- 0	0- 0	0- 0	NEUTRAL	0- 0	0- 0	0- 0				
6- 4	0- 2	0- 0	NON-CONFERENCE	0- 1	1- 0	5- 1				
5- 0	0- 0	0- 0	HOME	0- 0	1- 0	4- 0				
1- 4	0- 2	0- 0	AWAY	0- 1	0- 0	1- 1				
0- 0	0- 0	0- 0	NEUTRAL	0- 0	0- 0	0- 0				
9- 1	0- 0	0- 0	CONFERENCE	2- 1	1- 0	6- 0				
4- 1	0- 0	0- 0	HOME	0- 1	0- 0	4- 0				
5- 0	0- 0	0- 0	AWAY	2- 0	1- 0	2- 0				
0- 0	0- 0	0- 0	NEUTRAL	0- 0	0- 0	0- 0				

RPI 1-25				RPI 26-50				RPI 51-100				RPI 101+			
RPI	S	Opponent	Score	RPI	S	Opponent	Score	RPI	S	Opponent	Score	RPI	S	Opponent	Score
8	A	Washington	68 101					75	A	Boise St.	60 53	101	H	Northern Colo.	58 47
22	A	Oklahoma	55 70					75	H	Boise St.	45 51	150	A	New Mexico	78 63
								76	A	UNLV	57 37	160	H	Omaha	69 42
								78	A	Colorado	56 74	164	A	Nebraska	59 62
												175	H	Fresno St.	73 56
												194	A	San Jose St.	68 56
												194	H	San Jose St.	70 67
												210	H	Utah St.	74 43
												222	H	Seattle U	66 62
												224	H	San Diego St.	60 43
												296	H	Denver	76 49
												315	A	Air Force	72 35
												332	A	Montana	63 49
												336	H	Southeastern La.	77 31
LAST 12 Division I GAMES:															
75	A	Boise St.	60 53	315	A	Air Force	72 35								
224	H	San Diego St.	60 43	194	H	San Jose St.	70 67								
194	A	San Jose St.	68 56	75	H	Boise St.	45 51								
210	H	Utah St.	74 43	76	A	UNLV	57 37								
175	H	Fresno St.	73 56	332	A	Montana	63 49								
150	A	New Mexico	78 63	222	H	Seattle U	66 62								

Non-Div I Games: N.M. Highlands 96 31 Adams St. 76 29

Colorado St.

■ Loss,
 ■ Non-Conf, S Site,
 ■ Home
 ■ Away
 N Neutral

Average RPI Win:	251	WON-LOST	WINNING	LAST 10	STRENGTH OF	OPP. STRENGTH	TEAM	ADJ.	CONF.	ADJ CONF.
Average RPI Loss:	135	RECORD	PCT. RANK	GAMES	SCHEDULE	OF SCHEDULE	RPI	RPI	RPI	RPI
DIV. I ONLY	12- 6	91	6- 4	286	248	142	142	9	9	
DIV. I NON-CONF.	10- 3	54	6- 1	337	319	166	166	10	10	
TOTALS	RPI 1-25	RPI 26-50	W-L RECORDS	RPI 51-100	RPI 101-150	RPI 150+				
12- 6	0- 0	0- 1	OVERALL	0- 3	1- 0	11- 2				
4- 2	0- 0	0- 0	HOME	0- 1	0- 0	4- 1				
8- 4	0- 0	0- 1	AWAY	0- 2	1- 0	7- 1				
0- 0	0- 0	0- 0	NEUTRAL	0- 0	0- 0	0- 0				
10- 3	0- 0	0- 0	NON-CONFERENCE	0- 1	0- 0	10- 2				
4- 1	0- 0	0- 0	HOME	0- 0	0- 0	4- 1				
6- 2	0- 0	0- 0	AWAY	0- 1	0- 0	6- 1				
0- 0	0- 0	0- 0	NEUTRAL	0- 0	0- 0	0- 0				
2- 3	0- 0	0- 1	CONFERENCE	0- 2	1- 0	1- 0				
0- 1	0- 0	0- 0	HOME	0- 1	0- 0	0- 0				
2- 2	0- 0	0- 1	AWAY	0- 1	1- 0	1- 0				
0- 0	0- 0	0- 0	NEUTRAL	0- 0	0- 0	0- 0				

RPI S	Opponent	Score	RPI S	Opponent	Score	RPI S	Opponent	Score	RPI S	Opponent	Score	Team's RPI: 142
26	A Harvard	68 70	94	A Long Beach St.	60 73	145	A Yale	72 68				
			99	A Cornell	70 77	157	H Providence	66 64				
			99	H Cornell	55 69	197	A Binghamton	75 65				
						215	A Dartmouth	91 88				
						220	A Saint Francis (PA)	84 77				
						241	A Richmond	65 58				
						243	A Stony Brook	53 55				
						245	A Loyola Maryland	65 53				
						250	H UMBC	56 67				
						270	H Colgate	75 67				
						312	A NJIT	65 51				
						333	H LIU Brooklyn	66 57				
						337	H UMass Lowell	76 57				
						338	A Cal St. Fullerton	61 46				
LAST 12 Division I GAMES:												
145	A Yale	72 68	94	A Long Beach St.	60 73							
26	A Harvard	68 70	338	A Cal St. Fullerton	61 46							
215	A Dartmouth	91 88	333	H LIU Brooklyn	66 57							
99	H Cornell	55 69	197	A Binghamton	75 65							
99	A Cornell	70 77	157	H Providence	66 64							
312	A NJIT	65 51	337	H UMass Lowell	76 57							

Non-Div I Games:

Columbia

Average RPI Win: 327	WON-LOST	WINNING	LAST 10	STRENGTH OF	OPP. STRENGTH	TEAM	ADJ.	CONF.	ADJ CONF.
Average RPI Loss: 146	RECORD	PCT. RANK	GAMES	SCHEDULE	OF SCHEDULE	RPI	RPI	RPI	RPI
DIV. I ONLY	4- 16	314	4- 6	163	286	294	294	32	32
DIV. I NON-CONF.	0- 12	335	0- 4	39	112	285	285	31	31
TOTALS	RPI 1-25	RPI 26-50	W-L RECORDS	RPI 51-100	RPI 101-150	RPI 150+			
4- 16	0- 1	0- 2	OVERALL	0- 3	0- 3	4- 7			
3- 2	0- 0	0- 0	HOME	0- 0	0- 1	3- 1			
1- 13	0- 1	0- 2	AWAY	0- 3	0- 2	1- 5			
0- 1	0- 0	0- 0	NEUTRAL	0- 0	0- 0	0- 1			
0- 12	0- 1	0- 2	NON-CONFERENCE	0- 3	0- 2	0- 4			
0- 1	0- 0	0- 0	HOME	0- 0	0- 1	0- 0			
0- 10	0- 1	0- 2	AWAY	0- 3	0- 1	0- 3			
0- 1	0- 0	0- 0	NEUTRAL	0- 0	0- 0	0- 1			
4- 4	0- 0	0- 0	CONFERENCE	0- 0	0- 1	4- 3			
3- 1	0- 0	0- 0	HOME	0- 0	0- 0	3- 1			
1- 3	0- 0	0- 0	AWAY	0- 0	0- 1	1- 2			
0- 0	0- 0	0- 0	NEUTRAL	0- 0	0- 0	0- 0			

RPI 1-25				RPI 26-50				RPI 51-100				RPI 101+ Team's RPI: 294			
RPI	S	Opponent	Score	RPI	S	Opponent	Score	RPI	S	Opponent	Score	RPI	S	Opponent	Score
19	A	Miami (FL)	35 75	37	A	Syracuse	30 76	63	A	Virginia	40 103	102	H	SFA	57 72
				49	A	West Virginia	39 69	68	A	George Washington	46 77	118	A	VCU	44 73
								72	A	North Carolina	55 90	141	A	Hampton	54 78
												153	A	Towson	65 69
												178	N	ETSU	58 70
												239	A	Howard	58 66
												250	A	UMBC	63 73
												258	A	Bethune-Cookman	52 71
												267	H	Norfolk St.	45 49
												275	H	N.C. A&T	65 57
												325	A	Mt. St. Mary's	48 54
												340	H	South Carolina St.	70 54
												346	A	Florida A&M	70 62
												348	H	Morgan St.	61 45
LAST 12 Division I GAMES:															
141	A	Hampton	54 78	346	A	Florida A&M	70 62								
348	H	Morgan St.	61 45	340	H	South Carolina St.	70 54								
267	H	Norfolk St.	45 49	250	A	UMBC	63 73								
239	A	Howard	58 66	72	A	North Carolina	55 90								
275	H	N.C. A&T	65 57	178	N	ETSU	58 70								
258	A	Bethune-Cookman	52 71	19	A	Miami (FL)	35 75								

Non-Div I Games:

Coppin St.

■ Loss,
 ■ Non-Conf,
 ■ S Site,
 ■ Home
 ■ A Away
 N Neutral

Average RPI Win: 222	WON-LOST	WINNING	LAST 10	STRENGTH OF	OPP. STRENGTH	TEAM	ADJ.	CONF.	ADJ CONF.
Average RPI Loss: 146	RECORD	PCT. RANK	GAMES	SCHEDULE	OF SCHEDULE	RPI	RPI	RPI	RPI
DIV. I ONLY	11- 7	122	6- 4	130	291	99	99	9	9
DIV. I NON-CONF.	9- 4	85	5- 2	238	317	117	117	10	10
TOTALS	RPI 1-25	RPI 26-50	W-L RECORDS	RPI 51-100	RPI 101-150	RPI 150+			
11- 7	0- 0	0- 1	OVERALL	1- 1	2- 1	8- 4			
5- 1	0- 0	0- 0	HOME	1- 1	1- 0	3- 0			
6- 6	0- 0	0- 1	AWAY	0- 0	1- 1	5- 4			
0- 0	0- 0	0- 0	NEUTRAL	0- 0	0- 0	0- 0			
9- 4	0- 0	0- 0	NON-CONFERENCE	1- 1	0- 1	8- 2			
4- 1	0- 0	0- 0	HOME	1- 1	0- 0	3- 0			
5- 3	0- 0	0- 0	AWAY	0- 0	0- 1	5- 2			
0- 0	0- 0	0- 0	NEUTRAL	0- 0	0- 0	0- 0			
2- 3	0- 0	0- 1	CONFERENCE	0- 0	2- 0	0- 2			
1- 0	0- 0	0- 0	HOME	0- 0	1- 0	0- 0			
1- 3	0- 0	0- 1	AWAY	0- 0	1- 0	0- 2			
0- 0	0- 0	0- 0	NEUTRAL	0- 0	0- 0	0- 0			

RPI S	Opponent	Score	RPI S	Opponent	Score	RPI S	Opponent	Score	RPI S	Opponent	Score
			26 Harvard		59 62	83 Drexel		53 63	133 Pittsburgh		44 56
						91 New Hampshire		61 56	142 Columbia		69 55
									142 Columbia		77 70
									153 Towson		63 68
									170 Brown		67 72
									197 Binghamton		54 51
									215 Dartmouth		74 84
									220 Saint Francis (PA)		78 72
									238 Canisius		60 43
									239 Howard		67 55
									243 Stony Brook		65 66
									245 Loyola Maryland		58 50
									270 Colgate		70 57
									319 Youngstown St.		80 75
									342 Delaware St.		72 51
LAST 12 Division I GAMES:											
170 Brown		67 72	197 Binghamton		54 51	243 Stony Brook		65 66			
215 Dartmouth		74 84	238 Canisius		60 43	319 Youngstown St.		80 75			
26 Harvard		59 62	83 Drexel		53 63	220 Saint Francis (PA)		78 72			
142 Columbia		69 55									
142 Columbia		77 70									
342 Delaware St.		72 51									

Non-Div I Games:

Cornell

Loss, Non-Conf, S Site, Home Away N Neutral

Creighton

Through Games Of Feb. 3, 2017

Average RPI Win: 118	WON-LOST	WINNING	LAST 10	STRENGTH OF	OPP. STRENGTH	TEAM	ADJ.	CONF.	ADJ CONF.
Average RPI Loss: 53	RECORD	PCT. RANK	GAMES	SCHEDULE	OF SCHEDULE	RPI	RPI	RPI	RPI
DIV. I ONLY	16- 6	52	8- 2	41	26	23	23	7	7
DIV. I NON-CONF.	6- 4	126	0- 0	61	27	64	64	7	7
TOTALS	RPI 1-25	RPI 26-50	W-L RECORDS	RPI 51-100	RPI 101-150	RPI 150+			
16- 6	0- 2	4- 3	OVERALL	4- 0	1- 0	7- 1			
9- 1	0- 1	3- 0	HOME	1- 0	1- 0	4- 0			
6- 4	0- 1	1- 2	AWAY	2- 0	0- 0	3- 1			
1- 1	0- 0	0- 1	NEUTRAL	1- 0	0- 0	0- 0			
6- 4	0- 0	1- 3	NON-CONFERENCE	1- 0	1- 0	3- 1			
4- 0	0- 0	1- 0	HOME	0- 0	1- 0	2- 0			
1- 3	0- 0	0- 2	AWAY	0- 0	0- 0	1- 1			
1- 1	0- 0	0- 1	NEUTRAL	1- 0	0- 0	0- 0			
10- 2	0- 2	3- 0	CONFERENCE	3- 0	0- 0	4- 0			
5- 1	0- 1	2- 0	HOME	1- 0	0- 0	2- 0			
5- 1	0- 1	1- 0	AWAY	2- 0	0- 0	2- 0			
0- 0	0- 0	0- 0	NEUTRAL	0- 0	0- 0	0- 0			

RPI	S	Opponent	Score	RPI	S	Opponent	Score	RPI	S	Opponent	Score	RPI	S	Opponent	Score
15	A	DePaul	65 79	29	H	Drake	80 77	69	A	Villanova	47 44	138	H	Kansas	69 49
15	H	DePaul	56 60	31	N	Missouri	63 72	69	H	Villanova	60 46	157	A	Providence	58 51
				39	A	Marquette	83 63	73	N	Dayton	56 53	160	H	Omaha	82 45
				39	H	Marquette	80 77	82	A	St. John's (NY)	55 43	164	H	Nebraska	80 64
				40	A	South Dakota St.	56 63					168	A	Wichita St.	54 62
				43	H	Georgetown	70 68					177	H	Xavier	63 52
				50	A	UNI	49 50					181	A	Seton Hall	70 60
												225	H	Butler	67 52
												236	A	Marist	72 50
LAST 12 Division I GAMES:															
69	A	Villanova	47 44	69	H	Villanova	60 46								
39	H	Marquette	80 77	43	H	Georgetown	70 68								
15	H	DePaul	56 60	15	A	DePaul	65 79								
181	A	Seton Hall	70 60	39	A	Marquette	83 63								
82	A	St. John's (NY)	55 43	177	H	Xavier	63 52								
157	A	Providence	58 51	225	H	Butler	67 52								

Non-Div I Games:

Creighton

Loss, Non-Conf, S Site, H Home A Away N Neutral

Average RPI Win:	242	WON-LOST	WINNING	LAST 10	STRENGTH OF	OPP. STRENGTH	TEAM	ADJ.	CONF.	ADJ CONF.
Average RPI Loss:	143	RECORD	PCT. RANK	GAMES	SCHEDULE	OF SCHEDULE	RPI	RPI	RPI	RPI
DIV. I ONLY	6- 12	261	3- 7	115	245	215	215	9	9	
DIV. I NON-CONF.	5- 8	218	3- 4	249	292	236	236	10	10	
TOTALS	RPI 1-25	RPI 26-50	W-L RECORDS	RPI 51-100	RPI 101-150	RPI 150+				
6- 12	0- 0	0- 2	OVERALL	1- 1	0- 4	5- 5				
4- 4	0- 0	0- 1	HOME	1- 0	0- 1	3- 2				
2- 8	0- 0	0- 1	AWAY	0- 1	0- 3	2- 3				
0- 0	0- 0	0- 0	NEUTRAL	0- 0	0- 0	0- 0				
5- 8	0- 0	0- 0	NON-CONFERENCE	0- 1	0- 3	5- 4				
3- 2	0- 0	0- 0	HOME	0- 0	0- 0	3- 2				
2- 6	0- 0	0- 0	AWAY	0- 1	0- 3	2- 2				
0- 0	0- 0	0- 0	NEUTRAL	0- 0	0- 0	0- 0				
1- 4	0- 0	0- 2	CONFERENCE	1- 0	0- 1	0- 1				
1- 2	0- 0	0- 1	HOME	1- 0	0- 1	0- 0				
0- 2	0- 0	0- 1	AWAY	0- 0	0- 0	0- 1				
0- 0	0- 0	0- 0	NEUTRAL	0- 0	0- 0	0- 0				

RPI S	Opponent	Score	RPI S	Opponent	Score	RPI S	Opponent	Score	RPI S	Opponent	Score	Team's RPI: 215
26	A Harvard	65 70	91	A New Hampshire	47 64	119	A Maine	55 60				
26	H Harvard	61 70	99	H Cornell	84 74	124	A William & Mary	50 63				
						128	A Old Dominion	56 82				
						142	H Columbia	88 91				
						167	A Boston College	53 65				
						169	H Army West Point	60 68				
						176	H Albany (NY)	69 61				
						204	A Princeton	55 85				
						236	H Marist	61 66				
						273	A Boston U.	61 49				
						281	A Vermont	54 59				
						290	A Rhode Island	62 52				
						301	H Central Conn. St.	61 51				
						314	H Holy Cross	53 49				
LAST 12 Division I GAMES:												
204	A Princeton	55 85	176	H Albany (NY)	69 61							
99	H Cornell	84 74	167	A Boston College	53 65							
142	H Columbia	88 91	290	A Rhode Island	62 52							
26	H Harvard	61 70	236	H Marist	61 66							
26	A Harvard	65 70	119	A Maine	55 60							
91	A New Hampshire	47 64	273	A Boston U.	61 49							

Non-Div I Games:

Dartmouth

■ Loss,
 ■ Non-Conf,
 ■ S Site,
 ■ H Home
 ■ A Away
 N Neutral

Average RPI Win: 233	WON-LOST	WINNING	LAST 10	STRENGTH OF	OPP. STRENGTH	TEAM	ADJ.	CONF.	ADJ CONF.
Average RPI Loss: 144	RECORD	PCT. RANK	GAMES	SCHEDULE	OF SCHEDULE	RPI	RPI	RPI	RPI
DIV. I ONLY	3- 19	331	1- 9	66	257	292	292	12	12
DIV. I NON-CONF.	2- 10	305	0- 2	52	322	274	274	13	13
TOTALS	RPI 1-25	RPI 26-50	W-L RECORDS	RPI 51-100	RPI 101-150	RPI 150+			
3- 19	0- 0	0- 1	OVERALL	0- 4	1- 6	2- 8			
3- 9	0- 0	0- 0	HOME	0- 1	1- 4	2- 4			
0- 8	0- 0	0- 1	AWAY	0- 2	0- 2	0- 3			
0- 2	0- 0	0- 0	NEUTRAL	0- 1	0- 0	0- 1			
2- 10	0- 0	0- 1	NON-CONFERENCE	0- 2	0- 3	2- 4			
2- 4	0- 0	0- 0	HOME	0- 0	0- 3	2- 1			
0- 4	0- 0	0- 1	AWAY	0- 1	0- 0	0- 2			
0- 2	0- 0	0- 0	NEUTRAL	0- 1	0- 0	0- 1			
1- 9	0- 0	0- 0	CONFERENCE	0- 2	1- 3	0- 4			
1- 5	0- 0	0- 0	HOME	0- 1	1- 1	0- 3			
0- 4	0- 0	0- 0	AWAY	0- 1	0- 2	0- 1			
0- 0	0- 0	0- 0	NEUTRAL	0- 0	0- 0	0- 0			

RPI S	Opponent	Score	RPI S	Opponent	Score	RPI S	Opponent	Score	RPI S	Opponent	Score	Team's RPI: 292
47	A Michigan St.	34 70	68	A George Washington	62 76	110	H Saint Louis	69 106				
			73	H Dayton	52 68	115	A Duquesne	51 73				
			80	A Charlotte	79 93	115	H Mercer	60 67				
			88	N Toledo	41 76	121	A Fordham	72 85				
						123	H Radford	40 44				
						135	H UCF	38 57				
						146	H George Mason	58 54				
						159	H La Salle	58 65				
						165	A Western Mich.	63 76				
						178	A ETSU	56 76				
						198	N Idaho St.	58 70				
						217	H UNCW	58 67				
						221	A St. Bonaventure	51 70				
						241	H Richmond	52 61				
						248	H Furman	71 61				
						278	H Massachusetts	60 61				
						306	H High Point	82 72				
LAST 12 Division I GAMES:												
73	H Dayton	52 68	278	H Massachusetts	60 61							
241	H Richmond	52 61	115	A Duquesne	51 73							
221	A St. Bonaventure	51 70	121	A Fordham	72 85							
159	H La Salle	58 65	110	H Saint Louis	69 106							
146	H George Mason	58 54	115	H Mercer	60 67							
68	A George Washington	62 76	80	A Charlotte	79 93							

Non-Div I Games:

Davidson

Average RPI Win: 189	WON-LOST	WINNING	LAST 10	STRENGTH OF	OPP. STRENGTH	TEAM	ADJ.	CONF.	ADJ CONF.
Average RPI Loss: 63	RECORD	PCT. RANK	GAMES	SCHEDULE	OF SCHEDULE	RPI	RPI	RPI	RPI
DIV. I ONLY	15- 7	83	9- 1	121	79	73	73	12	12
DIV. I NON-CONF.	6- 6	165	2- 1	68	22	99	99	13	13
TOTALS	RPI 1-25	RPI 26-50	W-L RECORDS	RPI 51-100	RPI 101-150	RPI 150+			
15- 7	1- 2	0- 0	OVERALL	1- 4	5- 0	8- 1			
5- 3	0- 0	0- 0	HOME	1- 2	1- 0	3- 1			
7- 2	0- 1	0- 0	AWAY	0- 1	3- 0	4- 0			
3- 2	1- 1	0- 0	NEUTRAL	0- 1	1- 0	1- 0			
6- 6	1- 2	0- 0	NON-CONFERENCE	0- 4	1- 0	4- 0			
1- 2	0- 0	0- 0	HOME	0- 2	0- 0	1- 0			
2- 2	0- 1	0- 0	AWAY	0- 1	0- 0	2- 0			
3- 2	1- 1	0- 0	NEUTRAL	0- 1	1- 0	1- 0			
9- 1	0- 0	0- 0	CONFERENCE	1- 0	4- 0	4- 1			
4- 1	0- 0	0- 0	HOME	1- 0	1- 0	2- 1			
5- 0	0- 0	0- 0	AWAY	0- 0	3- 0	2- 0			
0- 0	0- 0	0- 0	NEUTRAL	0- 0	0- 0	0- 0			

RPI	S	Opponent	Score	RPI	S	Opponent	Score	RPI	S	Opponent	Score	RPI	S	Opponent	Score
1	A	UConn	65 98					54	H	Quinnipiac	60 63	110	A	Saint Louis	78 67
20	N	Texas A&M	74 57					55	N	Georgia Tech	68 81	115	A	Duquesne	75 64
23	N	Creighton	53 56					63	A	Virginia	56 66	128	N	Old Dominion	77 69
								68	H	George Washington	50 48	137	H	Saint Joseph's	64 59
								88	H	Toledo	72 76	146	A	George Mason	60 48
												159	H	La Salle	51 54
												204	A	Princeton	62 56
												206	A	Wisconsin	83 64
												221	A	St. Bonaventure	62 60
												271	N	Liberty	82 53
												278	H	Massachusetts	77 65
												290	H	Rhode Island	81 51
												292	A	Davidson	68 52
												348	H	Morgan St.	61 42
LAST 12 Division I GAMES:															
292	A	Davidson	68 52	68	H	George Washington	50 48	221	A	St. Bonaventure	62 60	278	H	Massachusetts	77 65
290	H	Rhode Island	81 51	63	A	Virginia	56 66	271	N	Liberty	82 53	128	N	Old Dominion	77 69
146	A	George Mason	60 48												
137	H	Saint Joseph's	64 59												
110	A	Saint Louis	78 67												
115	A	Duquesne	75 64												

Non-Div I Games:

Dayton

Average RPI Win:	138	WON-LOST	WINNING	LAST 10	STRENGTH OF	OPP. STRENGTH	TEAM	ADJ.	CONF.	ADJ CONF.
Average RPI Loss:	16	RECORD	PCT. RANK	GAMES	SCHEDULE	OF SCHEDULE	RPI	RPI	RPI	RPI
DIV. I ONLY	19- 5	25	9- 1	26	32	15	15	7	7	
DIV. I NON-CONF.	8- 4	97	0- 0	15	5	31	31	7	7	
TOTALS	RPI 1-25	RPI 26-50	W-L RECORDS	RPI 51-100	RPI 101-150	RPI 150+				
19- 5	2- 3	3- 2	OVERALL	4- 0	0- 0	10- 0				
10- 2	1- 1	1- 1	HOME	1- 0	0- 0	7- 0				
7- 2	1- 1	1- 1	AWAY	2- 0	0- 0	3- 0				
2- 1	0- 1	1- 0	NEUTRAL	1- 0	0- 0	0- 0				
8- 4	0- 3	2- 1	NON-CONFERENCE	1- 0	0- 0	5- 0				
5- 1	0- 1	1- 0	HOME	0- 0	0- 0	4- 0				
1- 2	0- 1	0- 1	AWAY	0- 0	0- 0	1- 0				
2- 1	0- 1	1- 0	NEUTRAL	1- 0	0- 0	0- 0				
11- 1	2- 0	1- 1	CONFERENCE	3- 0	0- 0	5- 0				
5- 1	1- 0	0- 1	HOME	1- 0	0- 0	3- 0				
6- 0	1- 0	1- 0	AWAY	2- 0	0- 0	2- 0				
0- 0	0- 0	0- 0	NEUTRAL	0- 0	0- 0	0- 0				

RPI	S	Opponent	Score	RPI	S	Opponent	Score	RPI	S	Opponent	Score	RPI	S	Opponent	Score
1	A	UConn	46 91	33	A	Temple	74 84	69	A	Villanova	80 50	157	A	Providence	64 55
2	H	Notre Dame	61 75	37	N	Syracuse	108 84	82	A	St. John's (NY)	78 66	157	H	Providence	61 56
5	N	Baylor	72 104	39	H	Marquette	101 102	82	H	St. John's (NY)	54 51	177	H	Xavier	85 69
23	A	Creighton	60 56	41	H	Northwestern	89 66	86	N	Western Ky.	77 69	181	A	Seton Hall	96 65
23	H	Creighton	79 65	43	A	Georgetown	76 53					186	H	Appalachian St.	99 58
												191	H	UAB	90 80
												225	H	Butler	100 69
												264	H	UT Martin	100 68
												288	H	Prairie View	94 62
												310	A	Loyola Chicago	107 46
LAST 12 Division I GAMES:															
82	H	St. John's (NY)	54 51	82	A	St. John's (NY)	78 66								
157	A	Providence	64 55	181	A	Seton Hall	96 65								
23	A	Creighton	60 56	23	H	Creighton	79 65								
39	H	Marquette	101 102	157	H	Providence	61 56								
177	H	Xavier	85 69	69	A	Villanova	80 50								
225	H	Butler	100 69	43	A	Georgetown	76 53								

Non-Div I Games:

DePaul

Average RPI Win:	191	WON-LOST	WINNING	LAST 10	STRENGTH OF	OPP. STRENGTH	TEAM	ADJ.	CONF.	ADJ CONF.
Average RPI Loss:	93	RECORD	PCT. RANK	GAMES	SCHEDULE	OF SCHEDULE	RPI	RPI	RPI	RPI
DIV. I ONLY	13- 8	115	7- 3	86	152	107	107	8	8	
DIV. I NON-CONF.	6- 5	148	0- 2	75	263	150	150	8	8	
TOTALS	RPI 1-25	RPI 26-50	W-L RECORDS	RPI 51-100	RPI 101-150	RPI 150+				
13- 8	0- 1	0- 3	OVERALL	0- 0	2- 2	11- 2				
7- 5	0- 0	0- 2	HOME	0- 0	1- 2	6- 1				
6- 1	0- 1	0- 0	AWAY	0- 0	1- 0	5- 0				
0- 2	0- 0	0- 1	NEUTRAL	0- 0	0- 0	0- 1				
6- 5	0- 0	0- 2	NON-CONFERENCE	0- 0	1- 1	5- 2				
4- 3	0- 0	0- 1	HOME	0- 0	1- 1	3- 1				
2- 0	0- 0	0- 0	AWAY	0- 0	0- 0	2- 0				
0- 2	0- 0	0- 1	NEUTRAL	0- 0	0- 0	0- 1				
7- 3	0- 1	0- 1	CONFERENCE	0- 0	1- 1	6- 0				
3- 2	0- 0	0- 1	HOME	0- 0	0- 1	3- 0				
4- 1	0- 1	0- 0	AWAY	0- 0	1- 0	3- 0				
0- 0	0- 0	0- 0	NEUTRAL	0- 0	0- 0	0- 0				

RPI S	Opponent	Score	RPI S	Opponent	Score	RPI S	Opponent	Score	RPI S	Opponent	Score	Team's RPI: 107
25	A Elon	42 69	43	H Georgetown	46 54				124	A William & Mary	68 54	
			44	H James Madison	51 66				124	H William & Mary	49 60	
			47	N Michigan St.	64 81				134	H Hartford	66 67	
									146	H George Mason	67 51	
									153	A Towson	73 67	
									158	N Detroit	64 66	
									169	H Army West Point	47 61	
									171	H Northeastern	65 53	
									180	H Col. of Charleston	71 66	
									185	A American	56 55	
									190	A Hofstra	73 56	
									204	H Princeton	66 62	
									217	A UNCW	63 52	
									217	H UNCW	57 40	
									221	H St. Bonaventure	43 40	
									227	H Robert Morris	67 65	
									245	A Loyola Maryland	47 45	
LAST 12 Division I GAMES:												
217	H UNCW	57 40	44	H James Madison	51 66							
153	A Towson	73 67	25	A Elon	42 69							
124	A William & Mary	68 54	217	A UNCW	63 52							
180	H Col. of Charleston	71 66	124	H William & Mary	49 60							
171	H Northeastern	65 53	134	H Hartford	66 67							
190	A Hofstra	73 56	169	H Army West Point	47 61							

Non-Div I Games:

Delaware

Average RPI Win:	342	WON-LOST	WINNING	LAST 10	STRENGTH OF	OPP. STRENGTH	TEAM	ADJ.	CONF.	ADJ CONF.
Average RPI Loss:	211	RECORD	PCT. RANK	GAMES	SCHEDULE	OF SCHEDULE	RPI	RPI	RPI	RPI
DIV. I ONLY	3- 19	331	2- 8	338	315	342	342	32	32	
DIV. I NON-CONF.	1- 12	332	0- 3	256	241	331	331	31	31	
TOTALS	RPI 1-25	RPI 26-50	W-L RECORDS	RPI 51-100	RPI 101-150	RPI 150+				
3- 19	0- 0	0- 1	OVERALL	0- 3	0- 2	3- 13				
1- 7	0- 0	0- 0	HOME	0- 1	0- 1	1- 5				
2- 12	0- 0	0- 1	AWAY	0- 2	0- 1	2- 8				
0- 0	0- 0	0- 0	NEUTRAL	0- 0	0- 0	0- 0				
1- 12	0- 0	0- 1	NON-CONFERENCE	0- 3	0- 1	1- 7				
0- 3	0- 0	0- 0	HOME	0- 1	0- 0	0- 2				
1- 9	0- 0	0- 1	AWAY	0- 2	0- 1	1- 5				
0- 0	0- 0	0- 0	NEUTRAL	0- 0	0- 0	0- 0				
2- 7	0- 0	0- 0	CONFERENCE	0- 0	0- 1	2- 6				
1- 4	0- 0	0- 0	HOME	0- 0	0- 1	1- 3				
1- 3	0- 0	0- 0	AWAY	0- 0	0- 0	1- 3				
0- 0	0- 0	0- 0	NEUTRAL	0- 0	0- 0	0- 0				

RPI S	Opponent	Score	RPI S	Opponent	Score	RPI S	Opponent	Score	RPI S	Opponent	Score	Team's RPI: 342
			42	A Virginia Tech	48 88	83	A Drexel	44 69	124	A William & Mary	48 82	
						89	A Iowa St.	57 88	141	H Hampton	52 83	
						99	H Cornell	51 72	158	H Detroit	71 90	
									159	A La Salle	38 78	
									177	A Xavier	53 86	
									190	A Hofstra	44 64	
									267	H Norfolk St.	74 82	
									275	A N.C. A&T	44 83	
									275	H N.C. A&T	60 68	
									291	A Savannah St.	57 64	
									308	A Lehigh	80 91	
									312	H NJIT	43 57	
									334	A Longwood	77 88	
									340	A South Carolina St.	72 70	
									341	A N.C. Central	63 68	
									341	H N.C. Central	55 51	
									345	A Wagner	61 49	
									346	H Florida A&M	56 65	
LAST 12 Division I GAMES:												
275	H	N.C. A&T	60	68	141	H	Hampton	52	83			
341	H	N.C. Central	55	51	341	A	N.C. Central	63	68			
346	H	Florida A&M	56	65	275	A	N.C. A&T	44	83			
291	A	Savannah St.	57	64	99	H	Cornell	51	72			
340	A	South Carolina St.	72	70	42	A	Virginia Tech	48	88			
267	H	Norfolk St.	74	82	334	A	Longwood	77	88			

Non-Div I Games:

Delaware St.

■ Loss,
 ■ Non-Conf,
 ■ S Site,
 ■ Home
 ■ A Away
 N Neutral

Average RPI Win: 284	WON-LOST	WINNING	LAST 10	STRENGTH OF	OPP. STRENGTH	TEAM	ADJ.	CONF.	ADJ CONF.
Average RPI Loss: 147	RECORD	PCT. RANK	GAMES	SCHEDULE	OF SCHEDULE	RPI	RPI	RPI	RPI
DIV. I ONLY	5- 17	304	2- 8	192	238	296	296	11	11
DIV. I NON-CONF.	3- 10	280	0- 3	270	305	327	327	9	9
TOTALS	RPI 1-25	RPI 26-50	W-L RECORDS	RPI 51-100	RPI 101-150	RPI 150+			
5- 17	0- 0	0- 2	OVERALL	0- 6	1- 1	4- 8			
3- 6	0- 0	0- 1	HOME	0- 1	0- 0	3- 4			
2- 10	0- 0	0- 0	AWAY	0- 2	1- 1	1- 1			
0- 1	0- 0	0- 1	NEUTRAL	0- 0	0- 0	0- 0			
3- 10	0- 0	0- 1	NON-CONFERENCE	0- 2	0- 1	3- 6			
3- 2	0- 0	0- 0	HOME	0- 0	0- 0	3- 2			
0- 7	0- 0	0- 0	AWAY	0- 2	0- 1	0- 4			
0- 1	0- 0	0- 1	NEUTRAL	0- 0	0- 0	0- 0			
2- 7	0- 0	0- 1	CONFERENCE	0- 4	1- 0	1- 2			
0- 4	0- 0	0- 1	HOME	0- 1	0- 0	0- 2			
2- 3	0- 0	0- 0	AWAY	0- 3	1- 0	1- 0			
0- 0	0- 0	0- 0	NEUTRAL	0- 0	0- 0	0- 0			

RPI S	Opponent	Score	RPI S	Opponent	Score	RPI S	Opponent	Score	RPI S	Opponent	Score	Team's RPI: 296
			40 H	South Dakota St.	63 72	65 A	IUPUI	49 71	101 A	Northern Colo.	48 68	
			50 N	UNI	68 79	66 A	South Dakota	64 70	148 A	Oral Roberts	47 45	
						66 H	South Dakota	44 53	160 H	Omaha	73 82	
						74 A	Colorado St.	49 76	171 H	Northeastern	69 72	
						90 A	Western Ill.	62 87	198 A	Idaho St.	64 65	
						93 A	Wyoming	49 59	213 A	Grand Canyon	70 73	
									222 H	Seattle U	72 75	
									276 H	North Dakota St.	80 86	
									284 A	Northern Ariz.	67 82	
									302 H	Pepperdine	75 67	
									315 H	Air Force	65 52	
									316 A	Fort Wayne	78 72	
									330 A	Utah Valley	58 72	
									338 H	Cal St. Fullerton	77 58	
LAST 12 Division I GAMES:												
			66 H	South Dakota	44 53	90 A	Western Ill.	62 87				
			148 A	Oral Roberts	47 45	276 H	North Dakota St.	80 86				
			160 H	Omaha	73 82	66 A	South Dakota	64 70				
			40 H	South Dakota St.	63 72	171 H	Northeastern	69 72				
			65 A	IUPUI	49 71	222 H	Seattle U	72 75				
			316 A	Fort Wayne	78 72	198 A	Idaho St.	64 65				

Non-Div I Games:

Denver

■ Loss,
 ■ Non-Conf,
 S Site,
 ■ Home
 ■ Away
 N Neutral

Average RPI Win:	236	WON-LOST	WINNING	LAST 10	STRENGTH OF	OPP. STRENGTH	TEAM	ADJ.	CONF.	ADJ CONF.
Average RPI Loss:	133	RECORD	PCT. RANK	GAMES	SCHEDULE	OF SCHEDULE	RPI	RPI	RPI	RPI
DIV. I ONLY	12- 10	141	7- 3	212	193	158	158	20	20	
DIV. I NON-CONF.	4- 7	224	0- 1	241	95	212	212	20	20	
TOTALS	RPI 1-25	RPI 26-50	W-L RECORDS	RPI 51-100	RPI 101-150	RPI 150+				
12- 10	0- 0	0- 1	OVERALL	0- 2	2- 3	10- 4				
7- 2	0- 0	0- 0	HOME	0- 0	1- 1	6- 1				
4- 8	0- 0	0- 1	AWAY	0- 2	0- 2	4- 3				
1- 0	0- 0	0- 0	NEUTRAL	0- 0	1- 0	0- 0				
4- 7	0- 0	0- 0	NON-CONFERENCE	0- 2	2- 2	2- 3				
1- 2	0- 0	0- 0	HOME	0- 0	1- 1	0- 1				
2- 5	0- 0	0- 0	AWAY	0- 2	0- 1	2- 2				
1- 0	0- 0	0- 0	NEUTRAL	0- 0	1- 0	0- 0				
8- 3	0- 0	0- 1	CONFERENCE	0- 0	0- 1	8- 1				
6- 0	0- 0	0- 0	HOME	0- 0	0- 0	6- 0				
2- 3	0- 0	0- 1	AWAY	0- 0	0- 1	2- 1				
0- 0	0- 0	0- 0	NEUTRAL	0- 0	0- 0	0- 0				

RPI S	Opponent	Score	RPI S	Opponent	Score	RPI S	Opponent	Score	RPI S	Opponent	Score
			32 A Green Bay	55 60	56 A Minnesota	91 111	107 N Delaware	66 64			
					88 A Toledo	66 72	108 A East Carolina	81 83			
							112 H Kent St.	73 52			
							136 A Wright St.	69 77			
							146 H George Mason	54 55			
							163 A Milwaukee	69 81			
							163 H Milwaukee	77 63			
							165 H Western Mich.	65 75			
							174 A Oakland	80 71			
							192 H Cleveland St.	66 54			
							202 A CSUN	67 76			
							233 A Bradley	60 70			
							259 A Eastern Mich.	77 64			
							261 A Northern Ky.	55 53			
							261 H Northern Ky.	57 49			
							318 H Ill.-Chicago	98 76			
							319 H Youngstown St.	80 63			
							322 H Valparaiso	85 60			
							342 A Delaware St.	90 71			
LAST 12 Division I GAMES:											
163 H Milwaukee	77 63	163 A Milwaukee	69 81								
261 A Northern Ky.	55 53	32 A Green Bay	55 60								
136 A Wright St.	69 77	174 A Oakland	80 71								
192 H Cleveland St.	66 54	318 H Ill.-Chicago	98 76								
319 H Youngstown St.	80 63	322 H Valparaiso	85 60								
261 H Northern Ky.	57 49	88 A Toledo	66 72								

Non-Div I Games:

Detroit

Average RPI Win:	175	WON-LOST	WINNING	LAST 10	STRENGTH OF	OPP. STRENGTH	TEAM	ADJ.	CONF.	ADJ CONF.
Average RPI Loss:	42	RECORD	PCT. RANK	GAMES	SCHEDULE	OF SCHEDULE	RPI	RPI	RPI	RPI
DIV. I ONLY	16- 4	22	10- 0	89	100	29	29	16	16	
DIV. I NON-CONF.	6- 4	126	1- 1	12	18	21	21	14	14	
TOTALS	RPI 1-25	RPI 26-50	W-L RECORDS	RPI 51-100	RPI 101-150	RPI 150+				
16- 4	0- 2	1- 1	OVERALL	3- 1	1- 0	11- 0				
7- 0	0- 0	0- 0	HOME	3- 0	0- 0	4- 0				
8- 3	0- 1	1- 1	AWAY	0- 1	0- 0	7- 0				
1- 1	0- 1	0- 0	NEUTRAL	0- 0	1- 0	0- 0				
6- 4	0- 2	0- 1	NON-CONFERENCE	3- 1	1- 0	2- 0				
3- 0	0- 0	0- 0	HOME	3- 0	0- 0	0- 0				
2- 3	0- 1	0- 1	AWAY	0- 1	0- 0	2- 0				
1- 1	0- 1	0- 0	NEUTRAL	0- 0	1- 0	0- 0				
10- 0	0- 0	1- 0	CONFERENCE	0- 0	0- 0	9- 0				
4- 0	0- 0	0- 0	HOME	0- 0	0- 0	4- 0				
6- 0	0- 0	1- 0	AWAY	0- 0	0- 0	5- 0				
0- 0	0- 0	0- 0	NEUTRAL	0- 0	0- 0	0- 0				

RPI 1-25				RPI 26-50				Team's RPI: 29				RPI 51-100				RPI 101+			
RPI	S	Opponent	Score	RPI	S	Opponent	Score	RPI	S	Opponent	Score	RPI	S	Opponent	Score	RPI	S	Opponent	Score
23	A	Creighton	77 80	32	A	Green Bay	48 71	53	H	Iowa	81 76	149	N	Eastern Wash.	93 78				
24	N	Auburn	80 85	50	A	UNI	88 79	85	H	Northern Ill.	95 86	154	A	North Dakota	99 91				
								89	A	Iowa St.	67 75	162	A	Missouri St.	90 64				
								93	H	Wyoming	63 50	164	A	Nebraska	84 70				
												168	A	Wichita St.	83 78				
												182	H	Indiana St.	76 62				
												201	A	Southern Ill.	71 60				
												201	H	Southern Ill.	75 59				
												233	A	Bradley	93 60				
												274	H	Evansville	82 65				
												310	H	Loyola Chicago	89 46				
												317	A	Illinois St.	87 36				
LAST 12 Division I GAMES:																			
201	A	Southern Ill.	71 60	201	H	Southern Ill.	75 59												
50	A	UNI	88 79	274	H	Evansville	82 65												
182	H	Indiana St.	76 62	162	A	Missouri St.	90 64												
310	H	Loyola Chicago	89 46	168	A	Wichita St.	83 78												
317	A	Illinois St.	87 36	149	N	Eastern Wash.	93 78												
233	A	Bradley	93 60	24	N	Auburn	80 85												

Non-Div I Games: Clarke 118 43

Drake

Average RPI Win:	184	WON-LOST	WINNING	LAST 10	STRENGTH OF	OPP. STRENGTH	TEAM	ADJ.	CONF.	ADJ CONF.
Average RPI Loss:	72	RECORD	PCT. RANK	GAMES	SCHEDULE	OF SCHEDULE	RPI	RPI	RPI	RPI
DIV. I ONLY	15- 6	62	6- 4	207	71	83	83	8	8	
DIV. I NON-CONF.	9- 2	37	2- 0	240	106	72	72	8	8	
TOTALS	RPI 1-25	RPI 26-50	W-L RECORDS	RPI 51-100	RPI 101-150	RPI 150+				
15- 6	0- 2	1- 2	OVERALL	2- 0	2- 1	10- 1				
9- 1	0- 1	1- 0	HOME	1- 0	1- 0	6- 0				
4- 5	0- 1	0- 2	AWAY	1- 0	0- 1	3- 1				
2- 0	0- 0	0- 0	NEUTRAL	0- 0	1- 0	1- 0				
9- 2	0- 0	1- 1	NON-CONFERENCE	2- 0	2- 1	4- 0				
5- 0	0- 0	1- 0	HOME	1- 0	1- 0	2- 0				
2- 2	0- 0	0- 1	AWAY	1- 0	0- 1	1- 0				
2- 0	0- 0	0- 0	NEUTRAL	0- 0	1- 0	1- 0				
6- 4	0- 2	0- 1	CONFERENCE	0- 0	0- 0	6- 1				
4- 1	0- 1	0- 0	HOME	0- 0	0- 0	4- 0				
2- 3	0- 1	0- 1	AWAY	0- 0	0- 0	2- 1				
0- 0	0- 0	0- 0	NEUTRAL	0- 0	0- 0	0- 0				

RPI 1-25				RPI 26-50				RPI 51-100 Team's RPI: 83				RPI 101+			
RPI	S	Opponent	Score	RPI	S	Opponent	Score	RPI	S	Opponent	Score	RPI	S	Opponent	Score
25	A	Elon	65 75	37	H	Syracuse	62 61	98	H	Penn St.	83 60	111	A	Vanderbilt	63 73
25	H	Elon	45 48	44	A	James Madison	47 54	99	A	Cornell	63 53	137	H	Saint Joseph's	60 49
				48	A	Bucknell	66 78					146	N	George Mason	82 71
												153	H	Towson	58 48
												171	A	Northeastern	63 33
												171	H	Northeastern	74 51
												180	A	Col. of Charleston	75 79
												180	H	Col. of Charleston	70 57
												190	H	Hofstra	65 43
												217	A	UNCW	71 38
												223	H	Niagara	69 57
												278	N	Massachusetts	65 47
												324	A	Lafayette	81 39
												342	H	Delaware St.	69 44
LAST 12 Division I GAMES:															
180	A	Col. of Charleston	75 79	217	A	UNCW	71 38								
171	H	Northeastern	74 51	171	A	Northeastern	63 33								
44	A	James Madison	47 54	25	H	Elon	45 48								
190	H	Hofstra	65 43	153	H	Towson	58 48								
180	H	Col. of Charleston	70 57	278	N	Massachusetts	65 47								
25	A	Elon	65 75	146	N	George Mason	82 71								

Non-Div I Games:

Drexel

Average RPI Win:	121	WON-LOST	WINNING	LAST 10	STRENGTH OF	OPP. STRENGTH	TEAM	ADJ.	CONF.	ADJ CONF.
Average RPI Loss:	39	RECORD	PCT. RANK	GAMES	SCHEDULE	OF SCHEDULE	RPI	RPI	RPI	RPI
DIV. I ONLY	19- 4	16	7- 3	34	7	11	11	3	3	
DIV. I NON-CONF.	12- 1	7	2- 0	112	26	12	12	4	4	
TOTALS	RPI 1-25	RPI 26-50	W-L RECORDS	RPI 51-100	RPI 101-150	RPI 150+				
19- 4	4- 2	1- 1	OVERALL	5- 0	3- 1	6- 0				
13- 0	4- 0	1- 0	HOME	3- 0	3- 0	2- 0				
6- 4	0- 2	0- 1	AWAY	2- 0	0- 1	4- 0				
0- 0	0- 0	0- 0	NEUTRAL	0- 0	0- 0	0- 0				
12- 1	3- 0	0- 0	NON-CONFERENCE	2- 0	2- 1	5- 0				
8- 0	3- 0	0- 0	HOME	1- 0	2- 0	2- 0				
4- 1	0- 0	0- 0	AWAY	1- 0	0- 1	3- 0				
0- 0	0- 0	0- 0	NEUTRAL	0- 0	0- 0	0- 0				
7- 3	1- 2	1- 1	CONFERENCE	3- 0	1- 0	1- 0				
5- 0	1- 0	1- 0	HOME	2- 0	1- 0	0- 0				
2- 3	0- 2	0- 1	AWAY	1- 0	0- 0	1- 0				
0- 0	0- 0	0- 0	NEUTRAL	0- 0	0- 0	0- 0				

RPI	S	Opponent	Score	RPI	S	Opponent	Score	RPI	S	Opponent	Score	RPI	S	Opponent	Score
2	A	Notre Dame	58 62	36	A	North Carolina St.	52 55	55	A	Georgia Tech	75 68	111	A	Vanderbilt	73 77
3	H	South Carolina	74 63	42	H	Virginia Tech	84 59	62	H	Wake Forest	71 43	122	H	Clemson	65 37
7	A	Florida St.	45 69					69	H	Villanova	68 50	125	H	Penn	68 55
14	H	Louisville	58 55					72	H	North Carolina	70 58	128	H	Old Dominion	92 64
16	H	Kentucky	69 54					94	A	Long Beach St.	83 46	167	A	Boston College	67 44
25	H	Elon	68 61									187	A	Rutgers	68 32
												213	H	Grand Canyon	90 47
												271	A	Liberty	98 38
												302	A	Pepperdine	99 65
												334	H	Longwood	105 48
LAST 12 Division I GAMES:															
122	H	Clemson	65 37	72	H	North Carolina	70 58								
62	H	Wake Forest	71 43	7	A	Florida St.	45 69								
2	A	Notre Dame	58 62	55	A	Georgia Tech	75 68								
167	A	Boston College	67 44	14	H	Louisville	58 55								
42	H	Virginia Tech	84 59	16	H	Kentucky	69 54								
36	A	North Carolina St.	52 55	69	H	Villanova	68 50								

Non-Div I Games:

Duke

■ Loss,
 ■ Non-Conf, S Site,
 ■ Home
 ■ Away
 N Neutral

Average RPI Win: 196	WON-LOST	WINNING	LAST 10	STRENGTH OF	OPP. STRENGTH	TEAM	ADJ.	CONF.	ADJ CONF.
Average RPI Loss: 100	RECORD	PCT. RANK	GAMES	SCHEDULE	OF SCHEDULE	RPI	RPI	RPI	RPI
DIV. I ONLY	12- 12	166	2- 3	72	132	115	115	12	12
DIV. I NON-CONF.	7- 6	157	0- 1	53	125	94	94	13	13
TOTALS	RPI 1-25	RPI 26-50	W-L RECORDS	RPI 51-100	RPI 101-150	RPI 150+			
12- 12	0- 1	0- 2	OVERALL	2- 5	2- 2	8- 2			
6- 5	0- 1	0- 0	HOME	0- 4	2- 0	4- 0			
5- 7	0- 0	0- 2	AWAY	2- 1	0- 2	3- 2			
1- 0	0- 0	0- 0	NEUTRAL	0- 0	0- 0	1- 0			
7- 6	0- 1	0- 2	NON-CONFERENCE	1- 3	1- 0	5- 0			
3- 3	0- 1	0- 0	HOME	0- 2	1- 0	2- 0			
3- 3	0- 0	0- 2	AWAY	1- 1	0- 0	2- 0			
1- 0	0- 0	0- 0	NEUTRAL	0- 0	0- 0	1- 0			
5- 6	0- 0	0- 0	CONFERENCE	1- 2	1- 2	3- 2			
3- 2	0- 0	0- 0	HOME	0- 2	1- 0	2- 0			
2- 4	0- 0	0- 0	AWAY	1- 0	0- 2	1- 2			
0- 0	0- 0	0- 0	NEUTRAL	0- 0	0- 0	0- 0			

RPI	S	Opponent	Score	RPI	S	Opponent	Score	RPI	S	Opponent	Score	RPI	S	Opponent	Score	Team's RPI: 115
18	H	Maryland	57 77	27	A	Ohio St.	69 89	60	A	Ohio	46 64	110	H	Saint Louis	94 65	
				45	A	California	66 86	68	A	George Washington	73 63	121	A	Fordham	51 64	
								68	H	George Washington	40 75	133	H	Pittsburgh	63 54	
								71	H	Buffalo	69 71	137	A	Saint Joseph's	58 60	
								73	H	Dayton	64 75	151	A	Iona	61 58	
								80	H	Charlotte	63 77	159	A	La Salle	76 68	
								82	A	St. John's (NY)	71 65	189	A	Akron	67 57	
												221	A	St. Bonaventure	56 69	
												241	H	Richmond	73 61	
												278	A	Massachusetts	67 75	
												292	H	Davidson	73 51	
												297	N	Western Caro.	65 50	
												308	H	Lehigh	63 49	
												324	H	Lafayette	67 52	
LAST 12 Division I GAMES:																
45	A	California	66 86	278	A	Massachusetts	67 75									
137	A	Saint Joseph's	58 60	73	H	Dayton	64 75									
68	A	George Washington	73 63	292	H	Davidson	73 51									
241	H	Richmond	73 61	159	A	La Salle	76 68									
221	A	St. Bonaventure	56 69	68	H	George Washington	40 75									
110	H	Saint Louis	94 65	133	H	Pittsburgh	63 54									

Non-Div I Games:

Duquesne

■ Loss,
 ■ Non-Conf,
 S Site,
 ■ Home
 ■ Away
 N Neutral

Average RPI Win:	249	WON-LOST	WINNING	LAST 10	STRENGTH OF	OPP. STRENGTH	TEAM	ADJ.	CONF.	ADJ CONF.
Average RPI Loss:	131	RECORD	PCT. RANK	GAMES	SCHEDULE	OF SCHEDULE	RPI	RPI	RPI	RPI
DIV. I ONLY	14- 9	125	8- 2	284	150	178	178	19	19	
DIV. I NON-CONF.	8- 7	164	2- 2	306	99	227	227	22	22	
TOTALS	RPI 1-25	RPI 26-50	W-L RECORDS	RPI 51-100	RPI 101-150	RPI 150+				
14- 9	0- 2	0- 0	OVERALL	0- 1	1- 3	13- 3				
7- 4	0- 2	0- 0	HOME	0- 0	1- 1	6- 1				
6- 4	0- 0	0- 0	AWAY	0- 1	0- 1	6- 2				
1- 1	0- 0	0- 0	NEUTRAL	0- 0	0- 1	1- 0				
8- 7	0- 2	0- 0	NON-CONFERENCE	0- 0	1- 2	7- 3				
4- 4	0- 2	0- 0	HOME	0- 0	1- 1	3- 1				
3- 2	0- 0	0- 0	AWAY	0- 0	0- 0	3- 2				
1- 1	0- 0	0- 0	NEUTRAL	0- 0	0- 1	1- 0				
6- 2	0- 0	0- 0	CONFERENCE	0- 1	0- 1	6- 0				
3- 0	0- 0	0- 0	HOME	0- 0	0- 0	3- 0				
3- 2	0- 0	0- 0	AWAY	0- 1	0- 1	3- 0				
0- 0	0- 0	0- 0	NEUTRAL	0- 0	0- 0	0- 0				

RPI 1-25				RPI 26-50				RPI 51-100				RPI 101+ Team's RPI: 178			
RPI	S	Opponent	Score	RPI	S	Opponent	Score	RPI	S	Opponent	Score	RPI	S	Opponent	Score
12	H	Tennessee	58 83					92	A	Chattanooga	45 60	111	H	Vanderbilt	72 80
25	H	Elon	51 79									115	A	Mercer	55 72
												119	N	Maine	48 61
												128	H	Old Dominion	70 60
												186	H	Appalachian St.	68 71
												225	A	Butler	68 59
												226	A	Campbell	56 55
												229	A	Wofford	77 69
												231	A	Samford	69 57
												231	H	Samford	61 56
												248	A	Furman	74 64
												249	H	Murray St.	79 60
												252	H	UNCG	60 52
												254	A	Austin Peay	74 77
												257	A	Tennessee Tech	82 76
												261	A	Northern Ky.	56 62
												292	H	Davidson	76 56
												294	N	Coppin St.	70 58
												297	H	Western Caro.	76 57
												326	H	Winthrop	62 45
LAST 12 Division I GAMES:															
231	H	Samford	61 56	231	A	Samford	69 57								
229	A	Wofford	77 69	115	A	Mercer	55 72								
248	A	Furman	74 64	128	H	Old Dominion	70 60								
297	H	Western Caro.	76 57	294	N	Coppin St.	70 58								
252	H	UNCG	60 52	119	N	Maine	48 61								
92	A	Chattanooga	45 60	25	H	Elon	51 79								

Non-Div I Games:

ETSU

■ Loss,
 ■ Non-Conf, S Site,
 ■ Home
 ■ Away
 N Neutral

East Carolina

Through Games Of Feb. 3, 2017

Average RPI Win:	197	WON-LOST	WINNING	LAST 10	STRENGTH OF	OPP. STRENGTH	TEAM	ADJ.	CONF.	ADJ CONF.
Average RPI Loss:	66	RECORD	PCT. RANK	GAMES	SCHEDULE	OF SCHEDULE	RPI	RPI	RPI	RPI
DIV. I ONLY	9- 12	211	1- 9	22	91	108	108	5	5	
DIV. I NON-CONF.	8- 4	97	2- 1	83	268	86	86	5	5	
TOTALS	RPI 1-25	RPI 26-50	W-L RECORDS	RPI 51-100	RPI 101-150	RPI 150+				
9- 12	0- 4	0- 3	OVERALL	0- 1	2- 3	7- 1				
6- 4	0- 2	0- 1	HOME	0- 0	1- 1	5- 0				
1- 7	0- 2	0- 1	AWAY	0- 1	0- 2	1- 1				
2- 1	0- 0	0- 1	NEUTRAL	0- 0	1- 0	1- 0				
8- 4	0- 1	0- 1	NON-CONFERENCE	0- 1	1- 1	7- 0				
5- 1	0- 1	0- 0	HOME	0- 0	0- 0	5- 0				
1- 2	0- 0	0- 0	AWAY	0- 1	0- 1	1- 0				
2- 1	0- 0	0- 1	NEUTRAL	0- 0	1- 0	1- 0				
1- 8	0- 3	0- 2	CONFERENCE	0- 0	1- 2	0- 1				
1- 3	0- 1	0- 1	HOME	0- 0	1- 1	0- 0				
0- 5	0- 2	0- 1	AWAY	0- 0	0- 1	0- 1				
0- 0	0- 0	0- 0	NEUTRAL	0- 0	0- 0	0- 0				

RPI	S	Opponent	Score	RPI	S	Opponent	Score	RPI	S	Opponent	Score	RPI	S	Opponent	Score	Team's RPI: 108
1	A	UConn	45 90	33	A	Temple	47 78	80	A	Charlotte	64 79	109	H	SMU	58 57	
1	H	UConn	44 91	35	H	Tulane	45 61					124	A	William & Mary	72 82	
21	A	South Fla.	48 79	49	N	West Virginia	47 79					129	N	Ball St.	82 69	
24	H	Auburn	52 61									135	H	UCF	42 54	
												139	A	Tulsa	92 100	
												155	A	Cincinnati	64 74	
												158	H	Detroit	83 81	
												217	H	UNCW	75 65	
												219	H	Southern U.	62 55	
												228	H	UMES	66 58	
												236	N	Marist	70 68	
												240	H	Presbyterian	54 46	
												241	A	Richmond	71 60	
LAST 12 Division I GAMES:																
139	A	Tulsa	92 100	109	H	SMU	58 57									
1	H	UConn	44 91	1	A	UConn	45 90									
155	A	Cincinnati	64 74	35	H	Tulane	45 61									
135	H	UCF	42 54	124	A	William & Mary	72 82									
21	A	South Fla.	48 79	219	H	Southern U.	62 55									
33	A	Temple	47 78	241	A	Richmond	71 60									

Non-Div I Games: Greensboro 107 40

East Carolina

Loss, Non-Conf, S Site, H Home A Away N Neutral

Average RPI Win:	286	WON-LOST	WINNING	LAST 10	STRENGTH OF	OPP. STRENGTH	TEAM	ADJ.	CONF.	ADJ CONF.
Average RPI Loss:	204	RECORD	PCT. RANK	GAMES	SCHEDULE	OF SCHEDULE	RPI	RPI	RPI	RPI
DIV. I ONLY	5- 15	293	3- 7	237	343	304	304	26	26	
DIV. I NON-CONF.	2- 8	288	0- 2	228	346	299	299	26	26	
TOTALS	RPI 1-25	RPI 26-50	W-L RECORDS	RPI 51-100	RPI 101-150	RPI 150+				
5- 15	0- 0	0- 0	OVERALL	0- 2	0- 2	5- 11				
2- 6	0- 0	0- 0	HOME	0- 1	0- 1	2- 4				
3- 9	0- 0	0- 0	AWAY	0- 1	0- 1	3- 7				
0- 0	0- 0	0- 0	NEUTRAL	0- 0	0- 0	0- 0				
2- 8	0- 0	0- 0	NON-CONFERENCE	0- 1	0- 2	2- 5				
0- 3	0- 0	0- 0	HOME	0- 0	0- 1	0- 2				
2- 5	0- 0	0- 0	AWAY	0- 1	0- 1	2- 3				
0- 0	0- 0	0- 0	NEUTRAL	0- 0	0- 0	0- 0				
3- 7	0- 0	0- 0	CONFERENCE	0- 1	0- 0	3- 6				
2- 3	0- 0	0- 0	HOME	0- 1	0- 0	2- 2				
1- 4	0- 0	0- 0	AWAY	0- 0	0- 0	1- 4				
0- 0	0- 0	0- 0	NEUTRAL	0- 0	0- 0	0- 0				

RPI S	Opponent	Score	RPI S	Opponent	Score	RPI S	Opponent	Score	RPI S	Opponent	Score	Team's RPI: 304
						77	H Belmont	58 77	136	H Wright St.	61 71	
						90	A Western Ill.	62 83	140	A Stetson	55 72	
									155	A Cincinnati	64 78	
									182	H Indiana St.	61 88	
									192	H Cleveland St.	56 66	
									195	A Morehead St.	62 66	
									209	H SIUE	59 75	
									232	A Tennessee St.	58 69	
									249	A Murray St.	74 92	
									254	H Austin Peay	59 69	
									262	H Jacksonville St.	71 67	
									264	H UT Martin	80 70	
									274	A Evansville	73 63	
									286	A Southeast Mo. St.	71 62	
									309	A Eastern Ky.	85 88	
									317	A Illinois St.	49 60	
									322	A Valparaiso	68 73	
									346	A Florida A&M	66 50	
LAST 12 Division I GAMES:												
232	A	Tennessee St.	58	69	309	A	Eastern Ky.	85	88			
209	H	SIUE	59	75	195	A	Morehead St.	62	66			
286	A	Southeast Mo. St.	71	62	262	H	Jacksonville St.	71	67			
264	H	UT Martin	80	70	77	H	Belmont	58	77			
254	H	Austin Peay	59	69	155	A	Cincinnati	64	78			
249	A	Murray St.	74	92	90	A	Western Ill.	62	83			

Non-Div I Games: Ill.-Springfield 74 60 Millikin 97 54

Eastern Ill.

Loss, Non-Conf, S Site, H Home A Away N Neutral

Average RPI Win:	270	WON-LOST	WINNING	LAST 10	STRENGTH OF	OPP. STRENGTH	TEAM	ADJ.	CONF.	ADJ CONF.
Average RPI Loss:	190	RECORD	PCT. RANK	GAMES	SCHEDULE	OF SCHEDULE	RPI	RPI	RPI	RPI
DIV. I ONLY	7- 14	261	5- 5	289	299	309	309	26	26	
DIV. I NON-CONF.	2- 10	305	0- 3	311	289	342	342	26	26	
TOTALS	RPI 1-25	RPI 26-50	W-L RECORDS	RPI 51-100	RPI 101-150	RPI 150+				
7- 14	0- 0	0- 0	OVERALL	0- 2	0- 3	7- 9				
5- 4	0- 0	0- 0	HOME	0- 1	0- 0	5- 3				
1- 7	0- 0	0- 0	AWAY	0- 1	0- 3	1- 3				
1- 3	0- 0	0- 0	NEUTRAL	0- 0	0- 0	1- 3				
2- 10	0- 0	0- 0	NON-CONFERENCE	0- 1	0- 3	2- 6				
1- 3	0- 0	0- 0	HOME	0- 1	0- 0	1- 2				
0- 4	0- 0	0- 0	AWAY	0- 0	0- 3	0- 1				
1- 3	0- 0	0- 0	NEUTRAL	0- 0	0- 0	1- 3				
5- 4	0- 0	0- 0	CONFERENCE	0- 1	0- 0	5- 3				
4- 1	0- 0	0- 0	HOME	0- 0	0- 0	4- 1				
1- 3	0- 0	0- 0	AWAY	0- 1	0- 0	1- 2				
0- 0	0- 0	0- 0	NEUTRAL	0- 0	0- 0	0- 0				

RPI 1-25				RPI 26-50				RPI 51-100				RPI 101+ Team's RPI: 309					
RPI	S	Opponent	Score	RPI	S	Opponent	Score	RPI	S	Opponent	Score	RPI	S	Opponent	Score		
								77	A	Belmont	58	74	110	A	Saint Louis	51	78
								86	H	Western Ky.	63	90	112	A	Kent St.	67	80

Non-Div I Games: Ohio Valley 88 30

Eastern Ky.

■ Loss,
 ■ Non-Conf,
 ■ S Site,
 ■ H Home
 ■ A Away
 N Neutral

Average RPI Win:	280	WON-LOST	WINNING	LAST 10	STRENGTH OF	OPP. STRENGTH	TEAM	ADJ.	CONF.	ADJ CONF.
Average RPI Loss:	128	RECORD	PCT. RANK	GAMES	SCHEDULE	OF SCHEDULE	RPI	RPI	RPI	RPI
DIV. I ONLY	5- 15	293	2- 8	140	212	259	259	10	10	
DIV. I NON-CONF.	4- 7	224	1- 2	166	290	231	231	11	11	
TOTALS	RPI 1-25	RPI 26-50	W-L RECORDS	RPI 51-100	RPI 101-150	RPI 150+				
5- 15	0- 0	0- 1	OVERALL	0- 5	0- 3	5- 6				
3- 5	0- 0	0- 0	HOME	0- 1	0- 1	3- 3				
1- 8	0- 0	0- 0	AWAY	0- 4	0- 1	1- 3				
1- 2	0- 0	0- 1	NEUTRAL	0- 0	0- 1	1- 0				
4- 7	0- 0	0- 1	NON-CONFERENCE	0- 2	0- 1	4- 3				
2- 2	0- 0	0- 0	HOME	0- 0	0- 0	2- 2				
1- 3	0- 0	0- 0	AWAY	0- 2	0- 0	1- 1				
1- 2	0- 0	0- 1	NEUTRAL	0- 0	0- 1	1- 0				
1- 8	0- 0	0- 0	CONFERENCE	0- 3	0- 2	1- 3				
1- 3	0- 0	0- 0	HOME	0- 1	0- 1	1- 1				
0- 5	0- 0	0- 0	AWAY	0- 2	0- 1	0- 2				
0- 0	0- 0	0- 0	NEUTRAL	0- 0	0- 0	0- 0				

RPI 1-25				RPI 26-50				RPI 51-100				RPI 101+ Team's RPI: 259			
RPI	S	Opponent	Score	RPI	S	Opponent	Score	RPI	S	Opponent	Score	RPI	S	Opponent	Score
				35	N	Tulane	50 62	60	A	Ohio	51 68	101	N	Northern Colo.	57 58
								62	A	Wake Forest	61 89	112	H	Kent St.	67 86
								85	A	Northern Ill.	73 85	129	A	Ball St.	49 78
								88	H	Toledo	49 66	158	H	Detroit	64 77
								96	A	Purdue	50 77	165	H	Western Mich.	67 76
												189	A	Akron	62 80
												195	A	Morehead St.	73 78
												212	A	Miami (OH)	61 72
												221	H	St. Bonaventure	75 56
												235	H	Monmouth	68 75
												256	H	Bowling Green	81 74
												272	N	Georgia St.	69 59
												315	H	Air Force	65 44
												335	A	Incarnate Word	66 47
LAST 12 Division I GAMES:															
				189	A	Akron	62 80					112	H	Kent St.	67 86
				256	H	Bowling Green	81 74					88	H	Toledo	49 66
				60	A	Ohio	51 68					85	A	Northern Ill.	73 85
				129	A	Ball St.	49 78					315	H	Air Force	65 44
				165	H	Western Mich.	67 76					96	A	Purdue	50 77
				212	A	Miami (OH)	61 72					235	H	Monmouth	68 75

Non-Div I Games: Ferris St. 68 50

Eastern Mich.

■ Loss,
■ Non-Conf,
■ S Site,
■ H Home
■ A Away
N Neutral

Average RPI Win:	263	WON-LOST	WINNING	LAST 10	STRENGTH OF	OPP. STRENGTH	TEAM	ADJ.	CONF.	ADJ CONF.
Average RPI Loss:	73	RECORD	PCT. RANK	GAMES	SCHEDULE	OF SCHEDULE	RPI	RPI	RPI	RPI
DIV. I ONLY	11- 9	138	7- 3	196	169	149	149	18	18	
DIV. I NON-CONF.	4- 6	209	0- 2	50	138	116	116	18	18	
TOTALS	RPI 1-25	RPI 26-50	W-L RECORDS	RPI 51-100	RPI 101-150	RPI 150+				
11- 9	0- 2	0- 2	OVERALL	0- 4	1- 0	10- 1				
5- 2	0- 0	0- 0	HOME	0- 2	1- 0	4- 0				
5- 5	0- 1	0- 1	AWAY	0- 2	0- 0	5- 1				
1- 2	0- 1	0- 1	NEUTRAL	0- 0	0- 0	1- 0				
4- 6	0- 2	0- 2	NON-CONFERENCE	0- 2	0- 0	4- 0				
1- 1	0- 0	0- 0	HOME	0- 1	0- 0	1- 0				
2- 3	0- 1	0- 1	AWAY	0- 1	0- 0	2- 0				
1- 2	0- 1	0- 1	NEUTRAL	0- 0	0- 0	1- 0				
7- 3	0- 0	0- 0	CONFERENCE	0- 2	1- 0	6- 1				
4- 1	0- 0	0- 0	HOME	0- 1	1- 0	3- 0				
3- 2	0- 0	0- 0	AWAY	0- 1	0- 0	3- 1				
0- 0	0- 0	0- 0	NEUTRAL	0- 0	0- 0	0- 0				

RPI 1-25				RPI 26-50				RPI 51-100				RPI 101+ Team's RPI: 149			
RPI	S	Opponent	Score	RPI	S	Opponent	Score	RPI	S	Opponent	Score	RPI	S	Opponent	Score
8	A	Washington	52 100	29	N	Drake	78 93	61	A	Montana St.	83 88	144	H	Idaho	67 57
25	N	Elon	55 76	35	A	Tulane	51 63	61	H	Montana St.	61 72	198	H	Idaho St.	58 41
								75	A	Boise St.	64 67	202	A	CSUN	71 57
								81	H	Gonzaga	54 73	244	H	Weber St.	99 85
												248	N	Furman	68 56
												263	A	Sacramento St.	72 65
												265	A	Southern Utah	67 66
												284	A	Northern Ariz.	47 56
												330	A	Utah Valley	83 50
												332	A	Montana	60 46
												332	H	Montana	64 57
												338	H	Cal St. Fullerton	84 67
LAST 12 Division I GAMES:															
263	A	Sacramento St.	72 65	198	H	Idaho St.	58 41	332	A	Montana	60 46	61	A	Montana St.	83 88
61	H	Montana St.	61 72	144	H	Idaho	67 57	29	N	Drake	78 93	35	A	Tulane	51 63
332	H	Montana	64 57	244	H	Weber St.	99 85								
265	A	Southern Utah	67 66												
284	A	Northern Ariz.	47 56												

Non-Div I Games: Multnomah 88 30

Eastern Wash.

■ Loss,
 ■ Non-Conf,
 ■ S Site,
 ■ Home
 ■ A Away
 N Neutral

Average RPI Win: 148	WON-LOST	WINNING	LAST 10	STRENGTH OF	OPP. STRENGTH	TEAM	ADJ.	CONF.	ADJ CONF.
Average RPI Loss: 44	RECORD	PCT. RANK	GAMES	SCHEDULE	OF SCHEDULE	RPI	RPI	RPI	RPI
DIV. I ONLY	16- 5	34	2- 0	44	87	25	25	8	8
DIV. I NON-CONF.	7- 4	114	2- 0	27	67	37	37	8	8
TOTALS	RPI 1-25	RPI 26-50	W-L RECORDS	RPI 51-100	RPI 101-150	RPI 150+			
16- 5	0- 1	1- 2	OVERALL	3- 2	3- 0	9- 0			
6- 2	0- 0	1- 1	HOME	1- 1	1- 0	3- 0			
8- 3	0- 1	0- 1	AWAY	2- 1	1- 0	5- 0			
2- 0	0- 0	0- 0	NEUTRAL	0- 0	1- 0	1- 0			
7- 4	0- 1	1- 1	NON-CONFERENCE	1- 2	1- 0	4- 0			
2- 1	0- 0	1- 0	HOME	0- 1	0- 0	1- 0			
3- 3	0- 1	0- 1	AWAY	1- 1	0- 0	2- 0			
2- 0	0- 0	0- 0	NEUTRAL	0- 0	1- 0	1- 0			
9- 1	0- 0	0- 1	CONFERENCE	2- 0	2- 0	5- 0			
4- 1	0- 0	0- 1	HOME	1- 0	1- 0	2- 0			
5- 0	0- 0	0- 0	AWAY	1- 0	1- 0	3- 0			
0- 0	0- 0	0- 0	NEUTRAL	0- 0	0- 0	0- 0			

RPI	S	Opponent	Score	RPI	S	Opponent	Score	RPI	S	Opponent	Score	RPI	S	Opponent	Score
11	A	Duke	61 68	32	A	Green Bay	56 71	62	H	Wake Forest	68 78	107	H	Delaware	69 42
				44	H	James Madison	70 76	72	A	North Carolina	73 78	124	A	William & Mary	60 58
				48	H	Bucknell	64 58	79	A	Central Mich.	71 57	149	N	Eastern Wash.	76 55
								83	A	Drexel	48 45	153	H	Towson	83 55
								83	H	Drexel	75 65	171	A	Northeastern	76 65
												178	A	ETSU	79 51
												180	A	Col. of Charleston	84 56
												180	H	Col. of Charleston	70 57
												187	H	Rutgers	66 54
												189	N	Akron	65 62
												190	A	Hofstra	64 53
												272	A	Georgia St.	84 67
LAST 12 Division I GAMES:															
79	A	Central Mich.	71 57	44	H	James Madison	70 76								
149	N	Eastern Wash.	76 55	83	H	Drexel	75 65								
153	H	Towson	83 55	180	A	Col. of Charleston	84 56								
190	A	Hofstra	64 53	107	H	Delaware	69 42								
171	A	Northeastern	76 65	83	A	Drexel	48 45								
124	A	William & Mary	60 58	180	H	Col. of Charleston	70 57								

Non-Div I Games: King (TN) 93 47

Elon

■ Loss,
■ Non-Conf, S Site,
■ Home
■ Away
N Neutral

Average RPI Win:	267	WON-LOST	WINNING	LAST 10	STRENGTH OF	OPP. STRENGTH	TEAM	ADJ.	CONF.	ADJ CONF.
Average RPI Loss:	152	RECORD	PCT. RANK	GAMES	SCHEDULE	OF SCHEDULE	RPI	RPI	RPI	RPI
DIV. I ONLY	7- 13	249	3- 7	235	233	274	274	16	16	
DIV. I NON-CONF.	4- 6	209	1- 1	264	308	264	264	14	14	
TOTALS	RPI 1-25	RPI 26-50	W-L RECORDS	RPI 51-100	RPI 101-150	RPI 150+				
7- 13	0- 1	0- 4	OVERALL	0- 0	0- 1	7- 7				
5- 6	0- 0	0- 1	HOME	0- 0	0- 0	5- 5				
2- 7	0- 0	0- 1	AWAY	0- 0	0- 0	2- 1				
0- 0	0- 0	0- 0	NEUTRAL	0- 0	0- 0	0- 0				
4- 6	0- 1	0- 1	NON-CONFERENCE	0- 0	0- 1	4- 3				
2- 3	0- 0	0- 0	HOME	0- 0	0- 0	2- 3				
2- 3	0- 1	0- 1	AWAY	0- 0	0- 1	2- 0				
0- 0	0- 0	0- 0	NEUTRAL	0- 0	0- 0	0- 0				
3- 7	0- 0	0- 3	CONFERENCE	0- 0	0- 0	3- 4				
3- 3	0- 0	0- 1	HOME	0- 0	0- 0	3- 2				
0- 4	0- 0	0- 2	AWAY	0- 0	0- 0	0- 2				
0- 0	0- 0	0- 0	NEUTRAL	0- 0	0- 0	0- 0				

RPI 1-25				RPI 26-50				RPI 51-100				RPI 101+ Team's RPI: 274			
RPI	S	Opponent	Score	RPI	S	Opponent	Score	RPI	S	Opponent	Score	RPI	S	Opponent	Score
14	A	Louisville	47 89	29	A	Drake	65 82					129	A	Ball St.	49 84
				41	A	Northwestern	66 88					162	H	Missouri St.	41 77
				50	A	UNI	40 54					168	H	Wichita St.	67 74
				50	H	UNI	36 62					182	H	Indiana St.	57 41
												192	H	Cleveland St.	62 66
												201	H	Southern Ill.	63 60
												233	A	Bradley	52 56
												249	A	Murray St.	82 77
												254	H	Austin Peay	68 54
												286	H	Southeast Mo. St.	74 76
												304	H	Eastern Ill.	63 73
												310	H	Loyola Chicago	67 36
												317	A	Illinois St.	58 71
												322	A	Valparaiso	70 65
												349	H	Alabama A&M	63 54
LAST 12 Division I GAMES:															
50	H	UNI	36 62	50	A	UNI	40 54								
233	A	Bradley	52 56	29	A	Drake	65 82								
317	A	Illinois St.	58 71	310	H	Loyola Chicago	67 36								
201	H	Southern Ill.	63 60	182	H	Indiana St.	57 41								
168	H	Wichita St.	67 74	349	H	Alabama A&M	63 54								
162	H	Missouri St.	41 77	14	A	Louisville	47 89								

Non-Div I Games: Oakland City 108 68

Evansville

■ Loss,
 ■ Non-Conf,
 ■ S Site,
 ■ Home
 ■ Away
 N Neutral

Average RPI Win:	226	WON-LOST	WINNING	LAST 10	STRENGTH OF	OPP. STRENGTH	TEAM	ADJ.	CONF.	ADJ CONF.
Average RPI Loss:	91	RECORD	PCT. RANK	GAMES	SCHEDULE	OF SCHEDULE	RPI	RPI	RPI	RPI
DIV. I ONLY	16- 6	52	2- 1	184	190	87	87	23	23	
DIV. I NON-CONF.	9- 6	126	0- 1	130	164	110	110	24	24	
TOTALS	RPI 1-25	RPI 26-50	W-L RECORDS	RPI 51-100	RPI 101-150	RPI 150+				
16- 6	0- 0	0- 1	OVERALL	2- 2	3- 2	11- 1				
10- 0	0- 0	0- 0	HOME	2- 0	1- 0	7- 0				
6- 3	0- 0	0- 0	AWAY	0- 1	2- 1	4- 1				
0- 3	0- 0	0- 1	NEUTRAL	0- 1	0- 1	0- 0				
9- 6	0- 0	0- 1	NON-CONFERENCE	1- 2	2- 2	6- 1				
7- 0	0- 0	0- 0	HOME	1- 0	1- 0	5- 0				
2- 3	0- 0	0- 0	AWAY	0- 1	1- 1	1- 1				
0- 3	0- 0	0- 1	NEUTRAL	0- 1	0- 1	0- 0				
7- 0	0- 0	0- 0	CONFERENCE	1- 0	1- 0	5- 0				
3- 0	0- 0	0- 0	HOME	1- 0	0- 0	2- 0				
4- 0	0- 0	0- 0	AWAY	0- 0	1- 0	3- 0				
0- 0	0- 0	0- 0	NEUTRAL	0- 0	0- 0	0- 0				

RPI 1-25			RPI 26-50			RPI 51-100			Team's RPI: 87			RPI 101+			
RPI	S	Opponent	Score	RPI	S	Opponent	Score	RPI	S	Opponent	Score	RPI	S	Opponent	Score
27	N	Ohio St.	66 79	54	A	Quinnipiac	56 66	101	A	Northern Colo.	74 77				
				68	N	George Washington	47 76	112	N	Kent St.	64 77				
				92	H	Chattanooga	68 55	134	A	Hartford	70 63				
				95	H	Jacksonville	60 57	140	A	Stetson	84 71				
								141	H	Hampton	60 49				
								166	H	UC Riverside	60 45				
								183	A	Illinois	73 82				
								196	H	Siena	66 42				
								269	H	FIU	89 42				
								275	H	N.C. A&T	67 41				
								283	A	Lipscomb	90 63				
								285	A	North Florida	68 51				
								291	H	Savannah St.	89 40				
								298	A	Kennesaw St.	75 56				
								307	H	USC Upstate	93 43				
								312	H	NJIT	73 53				
								328	A	Fla. Atlantic	65 50				
LAST 12 Division I GAMES:															
68	N	George Washington	47 76	283	A	Lipscomb	90 63								
285	A	North Florida	68 51	140	A	Stetson	84 71								
95	H	Jacksonville	60 57	291	H	Savannah St.	89 40								
307	H	USC Upstate	93 43	166	H	UC Riverside	60 45								
312	H	NJIT	73 53	141	H	Hampton	60 49								
298	A	Kennesaw St.	75 56	92	H	Chattanooga	68 55								

Non-Div I Games: St. Thomas (FL) 71 48 Ave Maria 101 34

FGCU

Loss, Non-Conf, S Site, H Home A Away N Neutral

Average RPI Win:	291	WON-LOST	WINNING	LAST 10	STRENGTH OF	OPP. STRENGTH	TEAM	ADJ.	CONF.	ADJ CONF.
Average RPI Loss:	125	RECORD	PCT. RANK	GAMES	SCHEDULE	OF SCHEDULE	RPI	RPI	RPI	RPI
DIV. I ONLY	5- 15	293	3- 7	120	189	269	269	15	15	
DIV. I NON-CONF.	2- 9	293	1- 2	33	227	245	245	16	16	
TOTALS	RPI 1-25	RPI 26-50	W-L RECORDS	RPI 51-100	RPI 101-150	RPI 150+				
5- 15	0- 2	0- 1	OVERALL	0- 4	0- 3	5- 5				
4- 9	0- 1	0- 1	HOME	0- 1	0- 3	4- 3				
1- 6	0- 1	0- 0	AWAY	0- 3	0- 0	1- 2				
0- 0	0- 0	0- 0	NEUTRAL	0- 0	0- 0	0- 0				
2- 9	0- 2	0- 1	NON-CONFERENCE	0- 2	0- 2	2- 2				
2- 7	0- 1	0- 1	HOME	0- 1	0- 2	2- 2				
0- 2	0- 1	0- 0	AWAY	0- 1	0- 0	0- 0				
0- 0	0- 0	0- 0	NEUTRAL	0- 0	0- 0	0- 0				
3- 6	0- 0	0- 0	CONFERENCE	0- 2	0- 1	3- 3				
2- 2	0- 0	0- 0	HOME	0- 0	0- 1	2- 1				
1- 4	0- 0	0- 0	AWAY	0- 2	0- 0	1- 2				
0- 0	0- 0	0- 0	NEUTRAL	0- 0	0- 0	0- 0				

RPI 1-25				RPI 26-50				RPI 51-100				RPI 101+ Team's RPI: 269			
RPI	S	Opponent	Score	RPI	S	Opponent	Score	RPI	S	Opponent	Score	RPI	S	Opponent	Score
19	H	Miami (FL)	49 69	43	H	Georgetown	53 66	84	A	Middle Tenn.	43 95	128	H	Old Dominion	64 86
21	A	South Fla.	41 91					86	A	Western Ky.	38 90	135	H	UCF	52 69
								87	A	FGCU	42 89	146	H	George Mason	51 67
								95	H	Jacksonville	56 71	156	H	UTSA	61 70
												191	A	UAB	68 82
												211	H	Texas Southern	62 70
												227	H	Robert Morris	59 57
												234	A	Marshall	52 70
												244	H	Weber St.	61 64
												278	H	Massachusetts	58 57
												293	H	UTEP	88 87
												328	A	Fla. Atlantic	65 60
												328	H	Fla. Atlantic	74 65
LAST 12 Division I GAMES:															
128	H	Old Dominion	64 86	328	H	Fla. Atlantic	74 65								
328	A	Fla. Atlantic	65 60	86	A	Western Ky.	38 90								
191	A	UAB	68 82	234	A	Marshall	52 70								
84	A	Middle Tenn.	43 95	146	H	George Mason	51 67								
156	H	UTSA	61 70	278	H	Massachusetts	58 57								
293	H	UTEP	88 87	211	H	Texas Southern	62 70								

Non-Div I Games:

FIU

■ Loss,
■ Non-Conf,
■ S Site,
■ H Home
■ A Away
N Neutral

Average RPI Win:	215	WON-LOST	WINNING	LAST 10	STRENGTH OF	OPP. STRENGTH	TEAM	ADJ.	CONF.	ADJ CONF.
Average RPI Loss:	168	RECORD	PCT. RANK	GAMES	SCHEDULE	OF SCHEDULE	RPI	RPI	RPI	RPI
DIV. I ONLY	11- 11	166	7- 3	200	222	172	172	17	17	
DIV. I NON-CONF.	3- 6	230	0- 1	222	280	234	234	17	17	
TOTALS	RPI 1-25	RPI 26-50	W-L RECORDS	RPI 51-100	RPI 101-150	RPI 150+				
11- 11	0- 0	0- 2	OVERALL	1- 1	1- 0	9- 8				
6- 3	0- 0	0- 0	HOME	1- 0	0- 0	5- 3				
5- 8	0- 0	0- 2	AWAY	0- 1	1- 0	4- 5				
0- 0	0- 0	0- 0	NEUTRAL	0- 0	0- 0	0- 0				
3- 6	0- 0	0- 2	NON-CONFERENCE	0- 0	0- 0	3- 4				
1- 2	0- 0	0- 0	HOME	0- 0	0- 0	1- 2				
2- 4	0- 0	0- 2	AWAY	0- 0	0- 0	2- 2				
0- 0	0- 0	0- 0	NEUTRAL	0- 0	0- 0	0- 0				
8- 5	0- 0	0- 0	CONFERENCE	1- 1	1- 0	6- 4				
5- 1	0- 0	0- 0	HOME	1- 0	0- 0	4- 1				
3- 4	0- 0	0- 0	AWAY	0- 1	1- 0	2- 3				
0- 0	0- 0	0- 0	NEUTRAL	0- 0	0- 0	0- 0				

RPI 1-25				RPI 26-50				RPI 51-100				RPI 101+				Team's RPI: 172	
RPI	S	Opponent	Score	RPI	S	Opponent	Score	RPI	S	Opponent	Score	RPI	S	Opponent	Score		
				26	A	Harvard	44 58	54	A	Quinnipiac	55 60	130	A	Rider	68 67		
				33	A	Temple	59 73	54	H	Quinnipiac	65 52	151	H	Iona	68 59		
												159	A	La Salle	61 68		
												176	A	Albany (NY)	45 59		
												196	A	Siena	52 67		
												196	H	Siena	61 57		
												203	H	Sacred Heart	44 56		
												223	A	Niagara	65 55		
												223	H	Niagara	66 63		
												235	A	Monmouth	71 68		
												235	H	Monmouth	53 60		
												236	A	Marist	55 71		
												238	A	Canisius	49 63		
												245	H	Loyola Maryland	58 57		
												251	H	Manhattan	71 56		
												290	H	Rhode Island	65 72		
												325	A	Mt. St. Mary's	70 57		
												337	A	UMass Lowell	65 41		
LAST 12 Division I GAMES:																	
				54	H	Quinnipiac	65 52	130	A	Rider	68 67						
				223	H	Niagara	66 63	251	H	Manhattan	71 56						
				235	H	Monmouth	53 60	196	H	Siena	61 57						
				238	A	Canisius	49 63	235	A	Monmouth	71 68						
				223	A	Niagara	65 55	236	A	Marist	55 71						
				54	A	Quinnipiac	55 60	33	A	Temple	59 73						

Non-Div I Games:

Fairfield

■ Loss, ■ Non-Conf, S Site, ■ Home ■ Away N Neutral

Average RPI Win:	329	WON-LOST	WINNING	LAST 10	STRENGTH OF	OPP. STRENGTH	TEAM	ADJ.	CONF.	ADJ CONF.
Average RPI Loss:	262	RECORD	PCT. RANK	GAMES	SCHEDULE	OF SCHEDULE	RPI	RPI	RPI	RPI
DIV. I ONLY	5- 15	293	3- 7	349	347	344	344	31	31	
DIV. I NON-CONF.	2- 8	288	0- 2	346	341	347	347	32	32	
TOTALS	RPI 1-25	RPI 26-50	W-L RECORDS	RPI 51-100	RPI 101-150	RPI 150+				
5- 15	0- 0	0- 0	OVERALL	0- 0	0- 1	5- 14				
2- 7	0- 0	0- 0	HOME	0- 0	0- 0	2- 7				
3- 8	0- 0	0- 0	AWAY	0- 0	0- 1	3- 6				
0- 0	0- 0	0- 0	NEUTRAL	0- 0	0- 0	0- 0				
2- 8	0- 0	0- 0	NON-CONFERENCE	0- 0	0- 1	2- 7				
1- 3	0- 0	0- 0	HOME	0- 0	0- 0	1- 3				
1- 5	0- 0	0- 0	AWAY	0- 0	0- 1	1- 4				
0- 0	0- 0	0- 0	NEUTRAL	0- 0	0- 0	0- 0				
3- 7	0- 0	0- 0	CONFERENCE	0- 0	0- 0	3- 7				
1- 4	0- 0	0- 0	HOME	0- 0	0- 0	1- 4				
2- 3	0- 0	0- 0	AWAY	0- 0	0- 0	2- 3				
0- 0	0- 0	0- 0	NEUTRAL	0- 0	0- 0	0- 0				

RPI 1-25				RPI 26-50				RPI 51-100				RPI 101+				Team's RPI: 344	
RPI	S	Opponent	Score	RPI	S	Opponent	Score	RPI	S	Opponent	Score	RPI	S	Opponent	Score		
												150	A	New Mexico	56	83	
												169	A	Army West Point	58	86	
												197	H	Binghamton	69	80	
												220	H	Saint Francis (PA)	79	82	
												227	H	Robert Morris	64	66	
												235	A	Monmouth	63	72	
												239	H	Howard	68	71	
												295	A	Bryant	48	50	
												295	H	Bryant	48	56	
												301	A	Central Conn. St.	49	68	
												311	A	Saint Peter's	43	65	
												312	A	NJIT	66	61	
												315	H	Air Force	48	56	
												321	A	St. Francis Brooklyn	59	58	
												321	H	St. Francis Brooklyn	59	66	
												325	A	Mt. St. Mary's	50	61	
												333	H	LIU Brooklyn	64	46	
												334	H	Longwood	75	59	
												337	A	UMass Lowell	55	61	
												345	A	Wagner	59	53	
LAST 12 Division I GAMES:																	
				295	A	Bryant	48	50				295	H	Bryant	48	56	
				321	A	St. Francis Brooklyn	59	58				345	A	Wagner	59	53	
				321	H	St. Francis Brooklyn	59	66				227	H	Robert Morris	64	66	
				333	H	LIU Brooklyn	64	46				220	H	Saint Francis (PA)	79	82	
				325	A	Mt. St. Mary's	50	61				239	H	Howard	68	71	
				301	A	Central Conn. St.	49	68				311	A	Saint Peter's	43	65	

Non-Div I Games: Queens (NY)

54 70

Fairleigh Dickinson

Loss, Non-Conf, S Site, H Home A Away N Neutral

Average RPI Win: 264				WON-LOST	WINNING	LAST 10	STRENGTH OF		OPP. STRENGTH	TEAM	ADJ.	CONF.	ADJ CONF.
Average RPI Loss: 185				RECORD	PCT. RANK	GAMES	SCHEDULE		OF SCHEDULE	RPI	RPI	RPI	RPI
DIV. I ONLY				3- 16	324	0- 10	227		278	328	328	15	15
DIV. I NON-CONF.				3- 7	250	1- 2	215		344	312	312	16	16
TOTALS		RPI 1-25		RPI 26-50		W-L RECORDS		RPI 51-100		RPI 101-150		RPI 150+	
3- 16		0- 0		0- 0		OVERALL		0- 4		0- 2		3- 10	
3- 7		0- 0		0- 0		HOME		0- 2		0- 0		3- 5	
0- 9		0- 0		0- 0		AWAY		0- 2		0- 2		0- 5	
0- 0		0- 0		0- 0		NEUTRAL		0- 0		0- 0		0- 0	
3- 7		0- 0		0- 0		NON-CONFERENCE		0- 1		0- 2		3- 4	
3- 3		0- 0		0- 0		HOME		0- 1		0- 0		3- 2	
0- 4		0- 0		0- 0		AWAY		0- 0		0- 2		0- 2	
0- 0		0- 0		0- 0		NEUTRAL		0- 0		0- 0		0- 0	
0- 9		0- 0		0- 0		CONFERENCE		0- 3		0- 0		0- 6	
0- 4		0- 0		0- 0		HOME		0- 1		0- 0		0- 3	
0- 5		0- 0		0- 0		AWAY		0- 2		0- 0		0- 3	
0- 0		0- 0		0- 0		NEUTRAL		0- 0		0- 0		0- 0	

RPI 1-25				RPI 26-50				RPI 51-100				RPI 101+				Team's RPI: 328	
RPI	S	Opponent	Score	RPI	S	Opponent	Score	RPI	S	Opponent	Score	RPI	S	Opponent	Score		
								80	H	Charlotte	66	72	115	A	Mercer	57	74
								84	A	Middle Tenn.	69	87	127	A	Arizona	67	77
								86	A	Western Ky.	55	76	156	H	UTSA	62	72
								87	H	FGCU	50	65	182	H	Indiana St.	70	67
													191	A	UAB	55	66
													213	A	Grand Canyon	60	81
													228	H	UMES	59	76
													234	A	Marshall	53	76
													241	H	Richmond	67	77
													262	H	Jacksonville St.	63	55
													269	A	FIU	65	74
													269	H	FIU	60	65
													285	A	North Florida	88	95
													293	H	UTEP	50	51
													347	H	Jackson St.	67	58
LAST 12 Division I GAMES:																	
				80	H	Charlotte	66	72	269	A	FIU	65	74				
				269	H	FIU	60	65	234	A	Marshall	53	76				
				84	A	Middle Tenn.	69	87	86	A	Western Ky.	55	76				
				191	A	UAB	55	66	228	H	UMES	59	76				
				293	H	UTEP	50	51	347	H	Jackson St.	67	58				
				156	H	UTSA	62	72	87	H	FGCU	50	65				

Non-Div I Games:	Fla. Memorial	84	64
------------------	---------------	----	----

Fla. Atlantic

Loss, Non-Conf, S Site, H Home A Away N Neutral

Average RPI Win: 199		WON-LOST	WINNING	LAST 10	STRENGTH OF	OPP. STRENGTH	TEAM	ADJ.	CONF.	ADJ CONF.
Average RPI Loss: 22		RECORD	PCT. RANK	GAMES	SCHEDULE	OF SCHEDULE	RPI	RPI	RPI	RPI
DIV. I ONLY		11- 11	166	3- 7	38	42	64	64	2	2
DIV. I NON-CONF.		9- 4	85	2- 1	134	177	63	63	2	2
TOTALS		RPI 1-25	RPI 26-50	W-L RECORDS	RPI 51-100	RPI 101-150	RPI 150+			
11- 11	0- 7		1- 3	OVERALL	2- 1	2- 0	6- 0			
1- 4	0- 4		0- 0	HOME	0- 0	0- 0	1- 0			
4- 6	0- 3		0- 3	AWAY	1- 0	2- 0	1- 0			
6- 1	0- 0		1- 0	NEUTRAL	1- 1	0- 0	4- 0			
9- 4	0- 1		1- 2	NON-CONFERENCE	2- 1	0- 0	6- 0			
1- 0	0- 0		0- 0	HOME	0- 0	0- 0	1- 0			
2- 3	0- 1		0- 2	AWAY	1- 0	0- 0	1- 0			
6- 1	0- 0		1- 0	NEUTRAL	1- 1	0- 0	4- 0			
2- 7	0- 6		0- 1	CONFERENCE	0- 0	2- 0	0- 0			
0- 4	0- 4		0- 0	HOME	0- 0	0- 0	0- 0			
2- 3	0- 2		0- 1	AWAY	0- 0	2- 0	0- 0			
0- 0	0- 0		0- 0	NEUTRAL	0- 0	0- 0	0- 0			

RPI 1-25				RPI 26-50				RPI 51-100 Team's RPI: 64				RPI 101+			
RPI	S	Opponent	Score	RPI	S	Opponent	Score	RPI	S	Opponent	Score	RPI	S	Opponent	Score
3	H	South Carolina	62 81	28	A	LSU	67 78	52	N	Indiana	88 102	105	A	Georgia	76 68
4	A	Mississippi St.	49 82	30	A	Arizona St.	63 69	92	A	Chattanooga	72 61	111	A	Vanderbilt	93 73
7	A	Florida St.	58 83	33	N	Temple	83 76	94	N	Long Beach St.	83 53	229	N	Wofford	74 51
12	H	Tennessee	75 84	41	A	Northwestern	68 73					246	N	South Ala.	85 33
20	A	Texas A&M	76 84									275	N	N.C. A&T	67 38
20	H	Texas A&M	59 67									323	A	Arkansas St.	71 60
24	H	Auburn	75 82									336	H	Southeastern La.	102 51
												346	N	Florida A&M	78 65
LAST 12 Division I GAMES:															
20	A	Texas A&M	76 84	3	H	South Carolina	62 81								
111	A	Vanderbilt	93 73	28	A	LSU	67 78								
12	H	Tennessee	75 84	24	H	Auburn	75 82								
105	A	Georgia	76 68	336	H	Southeastern La.	102 51								
20	H	Texas A&M	59 67	346	N	Florida A&M	78 65								
4	A	Mississippi St.	49 82	52	N	Indiana	88 102								

Non-Div I Games:

Florida

Average RPI Win:	317	WON-LOST	WINNING	LAST 10	STRENGTH OF	OPP. STRENGTH	TEAM	ADJ.	CONF.	ADJ CONF.
Average RPI Loss:	232	RECORD	PCT. RANK	GAMES	SCHEDULE	OF SCHEDULE	RPI	RPI	RPI	RPI
DIV. I ONLY	4- 15	312	4- 5	345	338	346	346	32	32	
DIV. I NON-CONF.	0- 11	335	0- 3	307	304	348	348	31	31	
TOTALS	RPI 1-25	RPI 26-50	W-L RECORDS	RPI 51-100	RPI 101-150	RPI 150+				
4- 15	0- 0	0- 0	OVERALL	0- 1	0- 1	4- 13				
2- 6	0- 0	0- 0	HOME	0- 0	0- 0	2- 6				
2- 5	0- 0	0- 0	AWAY	0- 0	0- 1	2- 4				
0- 4	0- 0	0- 0	NEUTRAL	0- 1	0- 0	0- 3				
0- 11	0- 0	0- 0	NON-CONFERENCE	0- 1	0- 1	0- 9				
0- 4	0- 0	0- 0	HOME	0- 0	0- 0	0- 4				
0- 3	0- 0	0- 0	AWAY	0- 0	0- 1	0- 2				
0- 4	0- 0	0- 0	NEUTRAL	0- 1	0- 0	0- 3				
4- 4	0- 0	0- 0	CONFERENCE	0- 0	0- 0	4- 4				
2- 2	0- 0	0- 0	HOME	0- 0	0- 0	2- 2				
2- 2	0- 0	0- 0	AWAY	0- 0	0- 0	2- 2				
0- 0	0- 0	0- 0	NEUTRAL	0- 0	0- 0	0- 0				

RPI 1-25			RPI 26-50			RPI 51-100			RPI 101+			Team's RPI: 346
RPI	S	Opponent	Score	RPI	S	Opponent	Score	RPI	S	Opponent	Score	
						64 N Florida	65 78	117 A		Alabama	46 81	
								160 H		Omaha	50 70	
								195 H		Morehead St.	48 53	
								228 H		UMES	59 49	
								234 A		Marshall	67 77	
								239 A		Howard	58 72	
								241 N		Richmond	51 64	
								243 N		Stony Brook	49 80	
								258 H		Bethune-Cookman	41 64	
								262 N		Jacksonville St.	54 66	
								285 A		North Florida	60 71	
								291 A		Savannah St.	52 56	
								294 H		Coppin St.	62 70	
								297 H		Western Caro.	61 62	
								304 H		Eastern Ill.	50 66	
								342 A		Delaware St.	65 56	
								348 A		Morgan St.	61 26	
								348 H		Morgan St.	51 48	
LAST 12 Division I GAMES:												
348 A		Morgan St.	61 26	294 H		Coppin St.	62 70					
342 A		Delaware St.	65 56	239 A		Howard	58 72					
228 H		UMES	59 49	117 A		Alabama	46 81					
258 H		Bethune-Cookman	41 64	64 N		Florida	65 78					
291 A		Savannah St.	52 56	243 N		Stony Brook	49 80					
348 H		Morgan St.	51 48	160 H		Omaha	50 70					

Non-Div I Games: Thomas (GA) 74 65 Stillman 69 59

Florida A&M

Average RPI Win:	114	WON-LOST	WINNING	LAST 10	STRENGTH OF	OPP. STRENGTH	TEAM	ADJ.	CONF.	ADJ CONF.
Average RPI Loss:	19	RECORD	PCT. RANK	GAMES	SCHEDULE	OF SCHEDULE	RPI	RPI	RPI	RPI
DIV. I ONLY	21- 2	5	9- 1	18	30	7	7	3	3	
DIV. I NON-CONF.	12- 1	7	2- 0	55	70	11	11	4	4	
TOTALS	RPI 1-25	RPI 26-50	W-L RECORDS	RPI 51-100	RPI 101-150	RPI 150+				
21- 2	3- 1	4- 1	OVERALL	6- 0	2- 0	6- 0				
9- 2	2- 1	2- 1	HOME	2- 0	0- 0	3- 0				
9- 0	1- 0	1- 0	AWAY	3- 0	2- 0	2- 0				
3- 0	0- 0	1- 0	NEUTRAL	1- 0	0- 0	1- 0				
12- 1	0- 1	2- 0	NON-CONFERENCE	4- 0	1- 0	5- 0				
6- 1	0- 1	1- 0	HOME	2- 0	0- 0	3- 0				
3- 0	0- 0	0- 0	AWAY	1- 0	1- 0	1- 0				
3- 0	0- 0	1- 0	NEUTRAL	1- 0	0- 0	1- 0				
9- 1	3- 0	2- 1	CONFERENCE	2- 0	1- 0	1- 0				
3- 1	2- 0	1- 1	HOME	0- 0	0- 0	0- 0				
6- 0	1- 0	1- 0	AWAY	2- 0	1- 0	1- 0				
0- 0	0- 0	0- 0	NEUTRAL	0- 0	0- 0	0- 0				

RPI 1-25				Team's RPI: 7		RPI 26-50				RPI 51-100				RPI 101+					
RPI	S	Opponent	Score		RPI	S	Opponent	Score		RPI	S	Opponent	Score		RPI	S	Opponent	Score	
1	H	UConn	76	78	34	N	Michigan	76	62	55	A	Georgia Tech	69	63	115	A	Mercer	83	40
11	H	Duke	69	45	36	H	North Carolina St.	61	70	56	A	Minnesota	75	61	122	A	Clemson	86	27
14	H	Louisville	72	65	37	H	Syracuse	77	58	64	H	Florida	83	58	167	A	Boston College	85	53
19	A	Miami (FL)	81	66	42	A	Virginia Tech	82	54	72	A	North Carolina	90	77	191	A	UAB	93	47
					44	H	James Madison	84	64	81	N	Gonzaga	87	69	262	H	Jacksonville St.	73	62
										95	H	Jacksonville	90	47	285	H	North Florida	95	39
															297	H	Western Caro.	90	41
															326	N	Winthrop	98	35
LAST 12 Division I GAMES:																			
					167	A	Boston College	85	53	11	H	Duke	69	45					
					55	A	Georgia Tech	69	63	72	A	North Carolina	90	77					
					42	A	Virginia Tech	82	54	36	H	North Carolina St.	61	70					
					37	H	Syracuse	77	58	19	A	Miami (FL)	81	66					
					122	A	Clemson	86	27	115	A	Mercer	83	40					
					14	H	Louisville	72	65	285	H	North Florida	95	39					

Non-Div I Games:

Florida St.

■ Loss,
■ Non-Conf,
■ S Site,
■ H Home
■ A Away
N Neutral

Average RPI Win:	207	WON-LOST	WINNING	LAST 10	STRENGTH OF	OPP. STRENGTH	TEAM	ADJ.	CONF.	ADJ CONF.
Average RPI Loss:	89	RECORD	PCT. RANK	GAMES	SCHEDULE	OF SCHEDULE	RPI	RPI	RPI	RPI
DIV. I ONLY	15- 9	113	6- 4	149	104	121	121	12	12	
DIV. I NON-CONF.	9- 5	112	2- 1	114	108	120	120	13	13	
TOTALS	RPI 1-25	RPI 26-50	W-L RECORDS	RPI 51-100	RPI 101-150	RPI 150+				
15- 9	0- 1	0- 0	OVERALL	1- 4	2- 3	12- 1				
11- 3	0- 0	0- 0	HOME	1- 2	1- 1	9- 0				
3- 5	0- 1	0- 0	AWAY	0- 1	1- 0	2- 0				
1- 1	0- 0	0- 0	NEUTRAL	0- 1	0- 0	1- 0				
9- 5	0- 1	0- 0	NON-CONFERENCE	1- 3	0- 0	8- 1				
8- 2	0- 0	0- 0	HOME	1- 2	0- 0	7- 0				
0- 2	0- 1	0- 0	AWAY	0- 0	0- 0	0- 1				
1- 1	0- 0	0- 0	NEUTRAL	0- 1	0- 0	1- 0				
6- 4	0- 0	0- 0	CONFERENCE	0- 1	2- 3	4- 0				
3- 1	0- 0	0- 0	HOME	0- 0	1- 1	2- 0				
3- 3	0- 0	0- 0	AWAY	0- 1	1- 2	2- 0				
0- 0	0- 0	0- 0	NEUTRAL	0- 0	0- 0	0- 0				

RPI 1-25				RPI 26-50				RPI 51-100				RPI 101+				Team's RPI: 121	
RPI	S	Opponent	Score	RPI	S	Opponent	Score	RPI	S	Opponent	Score	RPI	S	Opponent	Score		
2	A	Notre Dame	36 67					58	H	Little Rock	65 43	110	A	Saint Louis	58 82		
								59	N	Texas Tech	50 59	115	H	Duquesne	64 51		
								68	A	George Washington	46 63	118	H	VCU	58 61		
								71	H	Buffalo	54 58	137	A	Saint Joseph's	44 47		
								82	H	St. John's (NY)	45 59	146	A	George Mason	53 49		
												151	A	Iona	46 55		
												167	H	Boston College	56 49		
												176	H	Albany (NY)	89 82		
												204	H	Princeton	57 55		
												214	H	UNC Asheville	55 42		
												221	A	St. Bonaventure	60 44		
												223	H	Niagara	92 69		
												241	H	Richmond	67 41		
												248	H	Furman	60 47		
												251	H	Manhattan	63 60		
												266	N	Grambling	59 53		
												290	A	Rhode Island	74 69		
												292	H	Davidson	85 72		
LAST 12 Division I GAMES:																	
				68	A	George Washington	46 63					146	A	George Mason	53 49		
				110	A	Saint Louis	58 82					292	H	Davidson	85 72		
				118	H	VCU	58 61					290	A	Rhode Island	74 69		
				137	A	Saint Joseph's	44 47					214	H	UNC Asheville	55 42		
				221	A	St. Bonaventure	60 44					71	H	Buffalo	54 58		
				241	H	Richmond	67 41					223	H	Niagara	92 69		

Non-Div I Games:

Fordham

■ Loss,
 ■ Non-Conf,
 S Site,
 ■ Home
 ■ Away
 N Neutral

Fort Wayne

Through Games Of Feb. 3, 2017

Average RPI Win:	262	WON-LOST	WINNING	LAST 10	STRENGTH OF	OPP. STRENGTH	TEAM	ADJ.	CONF.	ADJ CONF.
Average RPI Loss:	156	RECORD	PCT. RANK	GAMES	SCHEDULE	OF SCHEDULE	RPI	RPI	RPI	RPI
DIV. I ONLY	3- 17	327	2- 8	223	174	316	316	11	11	
DIV. I NON-CONF.	2- 9	293	1- 2	282	225	318	318	9	9	
TOTALS	RPI 1-25	RPI 26-50	W-L RECORDS	RPI 51-100	RPI 101-150	RPI 150+				
3- 17	0- 0	0- 1	OVERALL	0- 4	0- 4	3- 8				
1- 7	0- 0	0- 0	HOME	0- 3	0- 1	1- 3				
1- 9	0- 0	0- 1	AWAY	0- 1	0- 3	1- 4				
1- 1	0- 0	0- 0	NEUTRAL	0- 0	0- 0	1- 1				
2- 9	0- 0	0- 0	NON-CONFERENCE	0- 1	0- 2	2- 6				
0- 3	0- 0	0- 0	HOME	0- 1	0- 0	0- 2				
1- 5	0- 0	0- 0	AWAY	0- 0	0- 2	1- 3				
1- 1	0- 0	0- 0	NEUTRAL	0- 0	0- 0	1- 1				
1- 8	0- 0	0- 1	CONFERENCE	0- 3	0- 2	1- 2				
1- 4	0- 0	0- 0	HOME	0- 2	0- 1	1- 1				
0- 4	0- 0	0- 1	AWAY	0- 1	0- 1	0- 1				
0- 0	0- 0	0- 0	NEUTRAL	0- 0	0- 0	0- 0				

RPI 1-25			RPI 26-50			RPI 51-100			RPI 101+ Team's RPI: 316		
RPI	S	Opponent	Score	RPI	S	Opponent	Score	RPI	S	Opponent	Score
				40	A	South Dakota St.	51 73	65	H	IUPUI	48 62
								66	A	South Dakota	59 87
								77	H	Belmont	59 85
								90	H	Western Ill.	53 75
								112	A	Kent St.	55 66
								136	A	Wright St.	51 62
								148	A	Oral Roberts	56 82
								148	H	Oral Roberts	59 75
								160	H	Omaha	65 62
								165	A	Western Mich.	35 61
								174	H	Oakland	61 82
								183	A	Illinois	33 56
								212	N	Miami (OH)	47 69
								225	A	Butler	64 70
								247	H	Coastal Caro.	57 72
								276	A	North Dakota St.	56 68
								296	H	Denver	72 78
								309	N	Eastern Ky.	68 59
								318	A	Ill.-Chicago	61 55
LAST 12 Division I GAMES:											
65	H	IUPUI	48 62	40	A	South Dakota St.	51 73				
160	H	Omaha	65 62	148	A	Oral Roberts	56 82				
148	H	Oral Roberts	59 75	90	H	Western Ill.	53 75				
66	A	South Dakota	59 87	309	N	Eastern Ky.	68 59				
296	H	Denver	72 78	136	A	Wright St.	51 62				
276	A	North Dakota St.	56 68	212	N	Miami (OH)	47 69				

Non-Div I Games: Defiance 76 58 Trine 71 80

Fort Wayne

Loss, Non-Conf, S Site, H Home A Away N Neutral

Average RPI Win:	242	WON-LOST	WINNING	LAST 10	STRENGTH OF	OPP. STRENGTH	TEAM	ADJ.	CONF.	ADJ CONF.
Average RPI Loss:	123	RECORD	PCT. RANK	GAMES	SCHEDULE	OF SCHEDULE	RPI	RPI	RPI	RPI
DIV. I ONLY	10- 9	148	5- 5	188	195	175	175	13	13	
DIV. I NON-CONF.	5- 4	143	1- 1	144	196	146	146	15	15	
TOTALS	RPI 1-25	RPI 26-50	W-L RECORDS	RPI 51-100	RPI 101-150	RPI 150+				
10- 9	0- 1	0- 0	OVERALL	1- 4	0- 1	9- 3				
4- 5	0- 0	0- 0	HOME	0- 1	0- 1	4- 3				
4- 4	0- 1	0- 0	AWAY	0- 3	0- 0	4- 0				
2- 0	0- 0	0- 0	NEUTRAL	1- 0	0- 0	1- 0				
5- 4	0- 1	0- 0	NON-CONFERENCE	1- 1	0- 0	4- 2				
1- 3	0- 0	0- 0	HOME	0- 1	0- 0	1- 2				
2- 1	0- 1	0- 0	AWAY	0- 0	0- 0	2- 0				
2- 0	0- 0	0- 0	NEUTRAL	1- 0	0- 0	1- 0				
5- 5	0- 0	0- 0	CONFERENCE	0- 3	0- 1	5- 1				
3- 2	0- 0	0- 0	HOME	0- 0	0- 1	3- 1				
2- 3	0- 0	0- 0	AWAY	0- 3	0- 0	2- 0				
0- 0	0- 0	0- 0	NEUTRAL	0- 0	0- 0	0- 0				

RPI 1-25				RPI 26-50				RPI 51-100				RPI 101+ Team's RPI: 175			
RPI	S	Opponent	Score	RPI	S	Opponent	Score	RPI	S	Opponent	Score	RPI	S	Opponent	Score
8	A	Washington	54 85					57	H	Utah	55 65	150	H	New Mexico	54 80
								74	A	Colorado St.	56 73	161	H	San Francisco	61 48
								75	A	Boise St.	66 67	194	H	San Jose St.	88 74
								77	N	Belmont	62 53	202	H	CSUN	57 61
								93	A	Wyoming	48 70	207	A	Pacific	74 67
												210	H	Utah St.	47 52
												237	H	UC Santa Barbara	49 50
												244	A	Weber St.	60 57
												289	A	Nevada	71 70
												289	H	Nevada	68 54
												315	A	Air Force	72 56
												315	H	Air Force	63 40
												327	N	UC Irvine	63 45
LAST 12 Division I GAMES:															
315	A	Air Force	72 56	194	H	San Jose St.	88 74								
210	H	Utah St.	47 52	93	A	Wyoming	48 70								
289	H	Nevada	68 54	289	A	Nevada	71 70								
74	A	Colorado St.	56 73	150	H	New Mexico	54 80								
75	A	Boise St.	66 67	244	A	Weber St.	60 57								
315	H	Air Force	63 40	237	H	UC Santa Barbara	49 50								

Non-Div I Games: Biola 71 50 Cal St. Dom. Hills 73 60

Fresno St.

Loss, Non-Conf, S Site, H Home A Away N Neutral

Average RPI Win: 249		WON-LOST	WINNING	LAST 10	STRENGTH OF	OPP. STRENGTH	TEAM	ADJ.	CONF.	ADJ CONF.
Average RPI Loss: 165		RECORD	PCT. RANK	GAMES	SCHEDULE	OF SCHEDULE	RPI	RPI	RPI	RPI
DIV. I ONLY		9- 12	211	1- 3	268	225	248	248	19	19
DIV. I NON-CONF.		4- 9	248	0- 1	295	217	314	314	22	22
TOTALS	RPI 1-25	RPI 26-50		W-L RECORDS		RPI 51-100	RPI 101-150	RPI 150+		
9- 12	0- 0	0- 0		OVERALL		1- 2	0- 5	8- 5		
7- 3	0- 0	0- 0		HOME		1- 0	0- 1	6- 2		
2- 8	0- 0	0- 0		AWAY		0- 1	0- 0	2- 0		
0- 1	0- 0	0- 0		NEUTRAL		0- 0	0- 1	0- 0		
4- 9	0- 0	0- 0		NON-CONFERENCE		0- 2	0- 4	4- 3		
4- 2	0- 0	0- 0		HOME		0- 0	0- 1	4- 1		
0- 6	0- 0	0- 0		AWAY		0- 2	0- 2	0- 2		
0- 1	0- 0	0- 0		NEUTRAL		0- 0	0- 1	0- 0		
5- 3	0- 0	0- 0		CONFERENCE		1- 0	0- 1	4- 2		
3- 1	0- 0	0- 0		HOME		1- 0	0- 0	2- 1		
2- 2	0- 0	0- 0		AWAY		0- 0	0- 1	2- 1		
0- 0	0- 0	0- 0		NEUTRAL		0- 0	0- 0	0- 0		

RPI 1-25				RPI 26-50				RPI 51-100				RPI 101+				Team's RPI: 248	
RPI	S	Opponent	Score	RPI	S	Opponent	Score	RPI	S	Opponent	Score	RPI	S	Opponent	Score		
								62	A	Wake Forest	52 59	105	A	Georgia	62 67		
								79	A	Central Mich.	71 81	115	A	Mercer	52 76		
								92	H	Chattanooga	65 48	118	H	VCU	61 75		
												121	A	Fordham	47 60		
												149	N	Eastern Wash.	56 68		
												178	H	ETSU	64 74		
												214	H	UNC Asheville	63 51		
												217	A	UNCW	52 56		
												229	A	Wofford	69 49		
												231	A	Samford	54 50		
												241	H	Richmond	48 54		
												252	H	UNCG	65 55		
												280	H	Gardner-Webb	84 62		
												292	A	Davidson	61 71		
												297	A	Western Caro.	72 75		
												297	H	Western Caro.	73 44		
												307	H	USC Upstate	57 37		
												341	H	N.C. Central	60 40		
LAST 12 Division I GAMES:																	
				79	A	Central Mich.	71 81	229	A	Wofford	69 49						
				297	A	Western Caro.	72 75	297	H	Western Caro.	73 44						
				92	H	Chattanooga	65 48	252	H	UNCG	65 55						
				178	H	ETSU	64 74	341	H	N.C. Central	60 40						
				231	A	Samford	54 50	280	H	Gardner-Webb	84 62						
				115	A	Mercer	52 76	241	H	Richmond	48 54						

Non-Div I Games:	Bob Jones	95	45	Mars Hill	81	46	Newberry	67	41
------------------	-----------	----	----	-----------	----	----	----------	----	----

Furman

Loss, Non-Conf, S Site, H Home A Away N Neutral

Average RPI Win: 265				WON-LOST		WINNING		LAST 10		STRENGTH OF		OPP. STRENGTH		TEAM		ADJ.		CONF.		ADJ CONF.	
Average RPI Loss: 168				RECORD		PCT. RANK		GAMES		SCHEDULE		OF SCHEDULE		RPI		RPI		RPI		RPI	
DIV. I ONLY				8- 12		225		5- 5		242		288		253		253		21		21	
DIV. I NON-CONF.				3- 7		250		1- 1		188		326		267		267		19		19	
TOTALS				RPI 1-25		RPI 26-50		W-L RECORDS		RPI 51-100		RPI 101-150		RPI 150+							
8- 12				0- 0		0- 0		OVERALL		0- 3		0- 4		8- 5							
5- 5				0- 0		0- 0		HOME		0- 1		0- 2		5- 2							
3- 7				0- 0		0- 0		AWAY		0- 2		0- 2		3- 3							
0- 0				0- 0		0- 0		NEUTRAL		0- 0		0- 0		0- 0							
3- 7				0- 0		0- 0		NON-CONFERENCE		0- 1		0- 4		3- 2							
2- 2				0- 0		0- 0		HOME		0- 0		0- 2		2- 0							
1- 5				0- 0		0- 0		AWAY		0- 1		0- 2		1- 2							
0- 0				0- 0		0- 0		NEUTRAL		0- 0		0- 0		0- 0							
5- 5				0- 0		0- 0		CONFERENCE		0- 2		0- 0		5- 3							
3- 3				0- 0		0- 0		HOME		0- 1		0- 0		3- 2							
2- 2				0- 0		0- 0		AWAY		0- 1		0- 0		2- 1							
0- 0				0- 0		0- 0		NEUTRAL		0- 0		0- 0		0- 0							

RPI 1-25				RPI 26-50				RPI 51-100				RPI 101+				Team's RPI: 253	
RPI	S	Opponent	Score	RPI	S	Opponent	Score	RPI	S	Opponent	Score	RPI	S	Opponent	Score		
								65	A	IUPUI	57 83	115	H	Mercer	56 77		
								100	A	Troy	67 77	117	A	Alabama	48 66		
								100	H	Troy	86 89	122	A	Clemson	47 58		
												135	H	UCF	54 74		
												186	H	Appalachian St.	53 50		
												205	A	Louisiana	52 79		
												205	H	Louisiana	63 60		
												246	A	South Ala.	53 45		
												246	H	South Ala.	46 55		
												247	H	Coastal Caro.	78 70		
												262	A	Jacksonville St.	55 67		
												272	H	Georgia St.	54 58		
												275	H	N.C. A&T	65 50		
												282	A	Charleston So.	54 55		
												291	A	Savannah St.	50 45		
												331	A	La.-Monroe	65 44		
												340	H	South Carolina St.	74 58		
LAST 12 Division I GAMES:																	
				205	H	Louisiana	63 60					331	A	La.-Monroe	65 44		
				246	A	South Ala.	53 45					100	H	Troy	86 89		
				100	A	Troy	67 77					246	H	South Ala.	46 55		
				186	H	Appalachian St.	53 50					272	H	Georgia St.	54 58		
				247	H	Coastal Caro.	78 70					340	H	South Carolina St.	74 58		
				205	A	Louisiana	52 79					135	H	UCF	54 74		

Non-Div I Games:	Thomas (GA)	106	43
------------------	-------------	-----	----

Ga. Southern

■ Loss, ■ Non-Conf, S Site, ■ Home ■ Away N Neutral

Average RPI Win:	292	WON-LOST	WINNING	LAST 10	STRENGTH OF	OPP. STRENGTH	TEAM	ADJ.	CONF.	ADJ CONF.
Average RPI Loss:	201	RECORD	PCT. RANK	GAMES	SCHEDULE	OF SCHEDULE	RPI	RPI	RPI	RPI
DIV. I ONLY	6- 11	247	4- 5	311	309	280	280	28	28	
DIV. I NON-CONF.	2- 6	275	1- 1	272	253	265	265	28	28	
TOTALS	RPI 1-25	RPI 26-50	W-L RECORDS	RPI 51-100	RPI 101-150	RPI 150+				
6- 11	0- 0	0- 1	OVERALL	0- 0	0- 2	6- 8				
2- 2	0- 0	0- 0	HOME	0- 0	0- 0	2- 2				
4- 7	0- 0	0- 1	AWAY	0- 0	0- 1	4- 3				
0- 2	0- 0	0- 0	NEUTRAL	0- 0	0- 0	0- 2				
2- 6	0- 0	0- 1	NON-CONFERENCE	0- 0	0- 1	2- 4				
0- 0	0- 0	0- 0	HOME	0- 0	0- 0	0- 0				
2- 4	0- 0	0- 1	AWAY	0- 0	0- 1	2- 2				
0- 2	0- 0	0- 0	NEUTRAL	0- 0	0- 0	0- 2				
4- 5	0- 0	0- 0	CONFERENCE	0- 0	0- 1	4- 4				
2- 2	0- 0	0- 0	HOME	0- 0	0- 0	2- 2				
2- 3	0- 0	0- 0	AWAY	0- 0	0- 1	2- 2				
0- 0	0- 0	0- 0	NEUTRAL	0- 0	0- 0	0- 0				

RPI 1-25			RPI 26-50			RPI 51-100			RPI 101+			Team's RPI: 280
RPI	S	Opponent	Score	RPI	S	Opponent	Score	RPI	S	Opponent	Score	
				42	A	Virginia Tech	42 76					
								123	A	Radford	57 67	
								135	A	UCF	52 66	
								186	N	Appalachian St.	67 72	
								191	N	UAB	49 59	
								214	H	UNC Asheville	55 52	
								226	H	Campbell	61 73	
								229	A	Wofford	66 75	
								240	H	Presbyterian	55 56	
								248	A	Furman	62 84	
								271	H	Liberty	84 82	
								282	A	Charleston So.	57 64	
								297	A	Western Caro.	68 60	
								306	A	High Point	69 71	
								307	A	USC Upstate	57 53	
								326	A	Winthrop	89 54	
								334	A	Longwood	77 43	
LAST 12 Division I GAMES:												
				326	A	Winthrop	89 54					
				226	H	Campbell	61 73					
				282	A	Charleston So.	57 64					
				306	A	High Point	69 71					
				214	H	UNC Asheville	55 52					
				271	H	Liberty	84 82					
				334	A	Longwood	77 43					
				240	H	Presbyterian	55 56					
				123	A	Radford	57 67					
				248	A	Furman	62 84					
				297	A	Western Caro.	68 60					
				135	A	UCF	52 66					

Non-Div I Games: Montreat 92 45 Southern Wesleyan 86 62 Converse 68 38

Gardner-Webb

George Mason

Through Games Of Feb. 3, 2017

Average RPI Win: 221	WON-LOST	WINNING	LAST 10	STRENGTH OF	OPP. STRENGTH	TEAM	ADJ.	CONF.	ADJ CONF.
Average RPI Loss: 120	RECORD	PCT. RANK	GAMES	SCHEDULE	OF SCHEDULE	RPI	RPI	RPI	RPI
DIV. I ONLY	11- 12	184	4- 6	98	235	146	146	12	12
DIV. I NON-CONF.	7- 6	157	2- 1	99	283	115	115	13	13
TOTALS	RPI 1-25	RPI 26-50	W-L RECORDS	RPI 51-100	RPI 101-150	RPI 150+			
11- 12	0- 0	0- 1	OVERALL	0- 3	3- 5	8- 3			
5- 5	0- 0	0- 0	HOME	0- 2	3- 3	2- 0			
6- 6	0- 0	0- 1	AWAY	0- 0	0- 2	6- 3			
0- 1	0- 0	0- 0	NEUTRAL	0- 1	0- 0	0- 0			
7- 6	0- 0	0- 1	NON-CONFERENCE	0- 1	2- 3	5- 1			
3- 2	0- 0	0- 0	HOME	0- 0	2- 2	1- 0			
4- 3	0- 0	0- 1	AWAY	0- 0	0- 1	4- 1			
0- 1	0- 0	0- 0	NEUTRAL	0- 1	0- 0	0- 0			
4- 6	0- 0	0- 0	CONFERENCE	0- 2	1- 2	3- 2			
2- 3	0- 0	0- 0	HOME	0- 2	1- 1	1- 0			
2- 3	0- 0	0- 0	AWAY	0- 0	0- 1	2- 2			
0- 0	0- 0	0- 0	NEUTRAL	0- 0	0- 0	0- 0			

RPI S	Opponent	Score	RPI S	Opponent	Score	RPI S	Opponent	Score	RPI S	Opponent	Score	Team's RPI: 146
			43 A	Georgetown	56 69	68 H	George Washington	71 79	102 H	SFA	76 77	
						73 H	Dayton	48 60	106 H	Navy	68 64	
						83 N	Drexel	71 82	107 A	Delaware	51 67	
									110 A	Saint Louis	50 89	
									118 H	VCU	70 59	
									121 H	Fordham	49 53	
									123 H	Radford	70 56	
									127 H	Arizona	70 81	
									153 A	Towson	75 79	
									158 A	Detroit	55 54	
									159 A	La Salle	57 59	
									221 H	St. Bonaventure	52 49	
									241 A	Richmond	54 50	
									267 H	Norfolk St.	60 33	
									269 A	FIU	67 51	
									278 A	Massachusetts	66 55	
									292 A	Davidson	54 58	
									317 A	Illinois St.	72 46	
									333 A	LIU Brooklyn	64 48	
LAST 12 Division I GAMES:												
159 A	La Salle	57 59	121 H	Fordham	49 53							
73 H	Dayton	48 60	110 A	Saint Louis	50 89							
241 A	Richmond	54 50	221 H	St. Bonaventure	52 49							
292 A	Davidson	54 58	269 A	FIU	67 51							
118 H	VCU	70 59	83 N	Drexel	71 82							
68 H	George Washington	71 79	106 H	Navy	68 64							

Non-Div I Games:

George Mason

■ Loss,
 ■ Non-Conf,
 ■ S Site,
 ■ H Home
 ■ A Away
 N Neutral

Average RPI Win:	170	WON-LOST	WINNING	LAST 10	STRENGTH OF	OPP. STRENGTH	TEAM	ADJ.	CONF.	ADJ CONF.
Average RPI Loss:	77	RECORD	PCT. RANK	GAMES	SCHEDULE	OF SCHEDULE	RPI	RPI	RPI	RPI
DIV. I ONLY	14- 8	102	7- 3	77	76	68	68	12	12	
DIV. I NON-CONF.	7- 5	137	1- 2	51	40	75	75	13	13	
TOTALS	RPI 1-25	RPI 26-50	W-L RECORDS	RPI 51-100	RPI 101-150	RPI 150+				
14- 8	0- 1	0- 3	OVERALL	3- 1	5- 2	6- 1				
8- 2	0- 1	0- 0	HOME	0- 0	3- 1	5- 0				
4- 5	0- 0	0- 2	AWAY	1- 1	2- 1	1- 1				
2- 1	0- 0	0- 1	NEUTRAL	2- 0	0- 0	0- 0				
7- 5	0- 1	0- 3	NON-CONFERENCE	3- 0	0- 0	4- 1				
4- 1	0- 1	0- 0	HOME	0- 0	0- 0	4- 0				
1- 3	0- 0	0- 2	AWAY	1- 0	0- 0	0- 1				
2- 1	0- 0	0- 1	NEUTRAL	2- 0	0- 0	0- 0				
7- 3	0- 0	0- 0	CONFERENCE	0- 1	5- 2	2- 0				
4- 1	0- 0	0- 0	HOME	0- 0	3- 1	1- 0				
3- 2	0- 0	0- 0	AWAY	0- 1	2- 1	1- 0				
0- 0	0- 0	0- 0	NEUTRAL	0- 0	0- 0	0- 0				

RPI	S	Opponent	Score	RPI	S	Opponent	Score	RPI	S	Opponent	Score	RPI	S	Opponent	Score
9	H	Stanford	52 71	37	N	Syracuse	71 74	69	A	Villanova	72 69	110	A	Saint Louis	59 67
				40	A	South Dakota St.	55 60	73	A	Dayton	48 50	115	A	Duquesne	75 40
				43	A	Georgetown	57 72	86	N	Western Ky.	68 49	115	H	Duquesne	63 73
								87	N	FGCU	76 47	118	H	VCU	81 67
												121	H	Fordham	63 46
												137	H	Saint Joseph's	53 44
												146	A	George Mason	79 71
												183	H	Illinois	72 56
												185	A	American	61 66
												204	H	Princeton	56 45
												245	H	Loyola Maryland	74 64
												278	A	Massachusetts	60 54
												292	H	Davidson	76 62
												294	H	Coppin St.	77 46
LAST 12 Division I GAMES:															
121	H	Fordham	63 46	73	A	Dayton	48 50								
115	H	Duquesne	63 73	137	H	Saint Joseph's	53 44								
110	A	Saint Louis	59 67	115	A	Duquesne	75 40								
278	A	Massachusetts	60 54	245	H	Loyola Maryland	74 64								
292	H	Davidson	76 62	9	H	Stanford	52 71								
146	A	George Mason	79 71	40	A	South Dakota St.	55 60								

Non-Div I Games:

George Washington

■ Loss,
■ Non-Conf,
■ S Site,
■ H Home
■ A Away
N Neutral

Average RPI Win:	147	WON-LOST	WINNING	LAST 10	STRENGTH OF	OPP. STRENGTH	TEAM	ADJ.	CONF.	ADJ CONF.
Average RPI Loss:	47	RECORD	PCT. RANK	GAMES	SCHEDULE	OF SCHEDULE	RPI	RPI	RPI	RPI
DIV. I ONLY	14- 7	91	6- 4	56	47	43	43	7	7	
DIV. I NON-CONF.	8- 2	49	1- 0	35	47	7	7	7	7	
TOTALS	RPI 1-25	RPI 26-50	W-L RECORDS	RPI 51-100	RPI 101-150	RPI 150+				
14- 7	0- 2	0- 2	OVERALL	3- 3	4- 0	7- 0				
6- 3	0- 1	0- 1	HOME	2- 1	2- 0	2- 0				
6- 4	0- 1	0- 1	AWAY	0- 2	1- 0	5- 0				
2- 0	0- 0	0- 0	NEUTRAL	1- 0	1- 0	0- 0				
8- 2	0- 0	0- 1	NON-CONFERENCE	2- 1	4- 0	2- 0				
3- 0	0- 0	0- 0	HOME	1- 0	2- 0	0- 0				
3- 2	0- 0	0- 1	AWAY	0- 1	1- 0	2- 0				
2- 0	0- 0	0- 0	NEUTRAL	1- 0	1- 0	0- 0				
6- 5	0- 2	0- 1	CONFERENCE	1- 2	0- 0	5- 0				
3- 3	0- 1	0- 1	HOME	1- 1	0- 0	2- 0				
3- 2	0- 1	0- 0	AWAY	0- 1	0- 0	3- 0				
0- 0	0- 0	0- 0	NEUTRAL	0- 0	0- 0	0- 0				

RPI 1-25				RPI 26-50				Team's RPI: 43	RPI 51-100				RPI 101+			
RPI	S	Opponent	Score	RPI	S	Opponent	Score		RPI	S	Opponent	Score	RPI	S	Opponent	Score
15	H	DePaul	53 76	39	H	Marquette	77 84		56	A	Minnesota	60 68	107	A	Delaware	54 46
23	A	Creighton	68 70	42	A	Virginia Tech	63 73		68	H	George Washington	72 57	117	H	Alabama	70 59
									69	A	Villanova	50 71	136	N	Wright St.	67 60
									69	H	Villanova	54 49	146	H	George Mason	69 56
									82	H	St. John's (NY)	66 71	153	A	Towson	75 59
									98	N	Penn St.	68 54	157	A	Providence	71 39
													157	H	Providence	72 70
													177	A	Xavier	69 64
													181	H	Seton Hall	77 58
													225	A	Butler	58 52
													269	A	FIU	66 53
LAST 12 Division I GAMES:																
157	H	Providence	72 70	157	A	Providence	71 39									
69	H	Villanova	54 49	23	A	Creighton	68 70									
225	A	Butler	58 52	69	A	Villanova	50 71									
177	A	Xavier	69 64	39	H	Marquette	77 84									
181	H	Seton Hall	77 58	15	H	DePaul	53 76									
82	H	St. John's (NY)	66 71	117	H	Alabama	70 59									

Non-Div I Games:

Georgetown

■ Loss,
 ■ Non-Conf, S Site,
 ■ Home
 ■ Away
 N Neutral

Average RPI Win:	169	WON-LOST	WINNING	LAST 10	STRENGTH OF	OPP. STRENGTH	TEAM	ADJ.	CONF.	ADJ CONF.
Average RPI Loss:	58	RECORD	PCT. RANK	GAMES	SCHEDULE	OF SCHEDULE	RPI	RPI	RPI	RPI
DIV. I ONLY	11- 11	166	4- 6	49	50	105	105	2	2	
DIV. I NON-CONF.	8- 5	124	1- 2	146	133	132	132	2	2	
TOTALS	RPI 1-25	RPI 26-50	W-L RECORDS	RPI 51-100	RPI 101-150	RPI 150+				
11- 11	1- 4	0- 2	OVERALL	2- 3	3- 1	5- 1				
8- 4	1- 1	0- 0	HOME	1- 2	2- 0	4- 1				
2- 6	0- 2	0- 2	AWAY	0- 1	1- 1	1- 0				
1- 1	0- 1	0- 0	NEUTRAL	1- 0	0- 0	0- 0				
8- 5	0- 1	0- 1	NON-CONFERENCE	2- 2	1- 0	5- 1				
6- 2	0- 0	0- 0	HOME	1- 1	1- 0	4- 1				
1- 2	0- 0	0- 1	AWAY	0- 1	0- 0	1- 0				
1- 1	0- 1	0- 0	NEUTRAL	1- 0	0- 0	0- 0				
3- 6	1- 3	0- 1	CONFERENCE	0- 1	2- 1	0- 0				
2- 2	1- 1	0- 0	HOME	0- 1	1- 0	0- 0				
1- 4	0- 2	0- 1	AWAY	0- 0	1- 1	0- 0				
0- 0	0- 0	0- 0	NEUTRAL	0- 0	0- 0	0- 0				

RPI	S	Opponent	Score	RPI	S	Opponent	Score	RPI	S	Opponent	Score	RPI	S	Opponent	Score	Team's RPI: 105
3	A	South Carolina	63 66	31	A	Missouri	45 63	55	A	Georgia Tech	45 52	103	A	Ole Miss	62 69	
3	H	South Carolina	44 62	46	A	Oklahoma St.	51 71	56	N	Minnesota	70 58	111	H	Vanderbilt	70 68	
16	A	Kentucky	61 82					63	H	Virginia	43 66	115	H	Mercer	72 64	
20	H	Texas A&M	69 59					64	H	Florida	68 76	126	A	Arkansas	69 66	
21	N	South Fla.	65 81					97	H	BYU	81 51	155	A	Cincinnati	51 48	
												231	H	Samford	59 65	
												248	H	Furman	67 62	
												297	H	Western Caro.	78 43	
												298	H	Kennesaw St.	82 40	
												340	H	South Carolina St.	64 50	
LAST 12 Division I GAMES:																
126	A	Arkansas	69 66	111	H	Vanderbilt	70 68									
103	A	Ole Miss	62 69	20	H	Texas A&M	69 59									
3	H	South Carolina	44 62	31	A	Missouri	45 63									
64	H	Florida	68 76	297	H	Western Caro.	78 43									
16	A	Kentucky	61 82	231	H	Samford	59 65									
3	A	South Carolina	63 66	63	H	Virginia	43 66									

Non-Div I Games:

Georgia

■ Loss,
 ■ Non-Conf, S Site,
 ■ Home
 ■ Away
 N Neutral

Average RPI Win: 230	WON-LOST	WINNING	LAST 10	STRENGTH OF	OPP. STRENGTH	TEAM	ADJ.	CONF.	ADJ CONF.
Average RPI Loss: 175	RECORD	PCT. RANK	GAMES	SCHEDULE	OF SCHEDULE	RPI	RPI	RPI	RPI
DIV. I ONLY	7- 13	249	4- 6	271	204	272	272	21	21
DIV. I NON-CONF.	3- 7	250	0- 2	170	162	244	244	19	19
TOTALS	RPI 1-25	RPI 26-50	W-L RECORDS	RPI 51-100	RPI 101-150	RPI 150+			
7- 13	0- 1	0- 0	OVERALL	1- 3	0- 1	6- 8			
2- 7	0- 1	0- 0	HOME	0- 1	0- 0	2- 5			
4- 4	0- 0	0- 0	AWAY	1- 1	0- 1	3- 2			
1- 2	0- 0	0- 0	NEUTRAL	0- 1	0- 0	1- 1			
3- 7	0- 1	0- 0	NON-CONFERENCE	0- 2	0- 1	3- 3			
1- 3	0- 1	0- 0	HOME	0- 0	0- 0	1- 2			
1- 2	0- 0	0- 0	AWAY	0- 1	0- 1	1- 0			
1- 2	0- 0	0- 0	NEUTRAL	0- 1	0- 0	1- 1			
4- 6	0- 0	0- 0	CONFERENCE	1- 1	0- 0	3- 5			
1- 4	0- 0	0- 0	HOME	0- 1	0- 0	1- 3			
3- 2	0- 0	0- 0	AWAY	1- 0	0- 0	2- 2			
0- 0	0- 0	0- 0	NEUTRAL	0- 0	0- 0	0- 0			

RPI 1-25				RPI 26-50				RPI 51-100				RPI 101+ Team's RPI: 272			
RPI	S	Opponent	Score	RPI	S	Opponent	Score	RPI	S	Opponent	Score	RPI	S	Opponent	Score
25	H	Elon	67 84					55	A	Georgia Tech	42 73	117	A	Alabama	57 80
								98	N	Penn St.	42 69	185	N	American	59 58
								100	A	Troy	68 65	186	H	Appalachian St.	63 67
								100	H	Troy	69 87	189	H	Akron	66 78
												195	A	Morehead St.	68 50
												205	A	Louisiana	65 72
												217	H	UNCW	66 72
												246	A	South Ala.	55 45
												246	H	South Ala.	47 77
												247	H	Coastal Caro.	67 73
												253	A	Ga. Southern	58 54
												259	N	Eastern Mich.	59 69
												298	H	Kennesaw St.	62 59
												331	A	La.-Monroe	63 72
												331	H	La.-Monroe	87 35
LAST 12 Division I GAMES:															
331	H	La.-Monroe	87 35	205	A	Louisiana	65 72								
100	A	Troy	68 65	246	H	South Ala.	47 77								
246	A	South Ala.	55 45	100	H	Troy	69 87								
247	H	Coastal Caro.	67 73	253	A	Ga. Southern	58 54								
186	H	Appalachian St.	63 67	25	H	Elon	67 84								
331	A	La.-Monroe	63 72	189	H	Akron	66 78								

Non-Div I Games: Allen 96 58

Georgia St.

■ Loss,
 ■ Non-Conf,
 ■ S Site,
 ■ H Home
 ■ A Away
 N Neutral

Average RPI Win:	154	WON-LOST	WINNING	LAST 10	STRENGTH OF	OPP. STRENGTH	TEAM	ADJ.	CONF.	ADJ CONF.
Average RPI Loss:	48	RECORD	PCT. RANK	GAMES	SCHEDULE	OF SCHEDULE	RPI	RPI	RPI	RPI
DIV. I ONLY	13- 9	127	3- 7	31	52	55	55	3	3	
DIV. I NON-CONF.	11- 2	24	2- 1	95	141	39	39	4	4	
TOTALS	RPI 1-25	RPI 26-50	W-L RECORDS	RPI 51-100	RPI 101-150	RPI 150+				
13- 9	0- 4	2- 1	OVERALL	2- 2	2- 2	7- 0				
8- 4	0- 3	1- 1	HOME	0- 0	2- 0	5- 0				
3- 5	0- 1	0- 0	AWAY	1- 2	0- 2	2- 0				
2- 0	0- 0	1- 0	NEUTRAL	1- 0	0- 0	0- 0				
11- 2	0- 0	1- 1	NON-CONFERENCE	2- 0	2- 1	6- 0				
7- 1	0- 0	0- 1	HOME	0- 0	2- 0	5- 0				
2- 1	0- 0	0- 0	AWAY	1- 0	0- 1	1- 0				
2- 0	0- 0	1- 0	NEUTRAL	1- 0	0- 0	0- 0				
2- 7	0- 4	1- 0	CONFERENCE	0- 2	0- 1	1- 0				
1- 3	0- 3	1- 0	HOME	0- 0	0- 0	0- 0				
1- 4	0- 1	0- 0	AWAY	0- 2	0- 1	1- 0				
0- 0	0- 0	0- 0	NEUTRAL	0- 0	0- 0	0- 0				

RPI 1-25				RPI 26-50				RPI 51-100				Team's RPI: 55	RPI 101+			
RPI	S	Opponent	Score	RPI	S	Opponent	Score	RPI	S	Opponent	Score		RPI	S	Opponent	Score
2	H	Notre Dame	38 55	31	N	Missouri	72 70	62	A	Wake Forest	65 70		105	H	Georgia	52 45
7	H	Florida St.	63 69	34	H	Michigan	52 92	63	A	Virginia	64 65		115	H	Mercer	70 50
11	H	Duke	68 75	37	H	Syracuse	75 66	73	N	Dayton	81 68		117	A	Alabama	65 67
14	A	Louisville	51 91					84	A	Middle Tenn.	61 60		122	A	Clemson	61 62
													167	A	Boston College	71 67
													186	H	Appalachian St.	81 52
													199	H	Alabama St.	70 48
													204	H	Princeton	67 51
													231	H	Samford	62 57
													272	H	Georgia St.	73 42
													298	A	Kennesaw St.	86 49
LAST 12 Division I GAMES:																
63	A	Virginia	64 65	167	A	Boston College	71 67									
122	A	Clemson	61 62	11	H	Duke	68 75									
7	H	Florida St.	63 69	2	H	Notre Dame	38 55									
62	A	Wake Forest	65 70	204	H	Princeton	67 51									
14	A	Louisville	51 91	84	A	Middle Tenn.	61 60									
37	H	Syracuse	75 66	117	A	Alabama	65 67									

Non-Div I Games:

Georgia Tech

■ Loss,
■ Non-Conf,
■ S Site,
■ H Home
■ A Away
N Neutral

Average RPI Win: 196	WON-LOST	WINNING	LAST 10	STRENGTH OF	OPP. STRENGTH	TEAM	ADJ.	CONF.	ADJ CONF.
Average RPI Loss: 138	RECORD	PCT. RANK	GAMES	SCHEDULE	OF SCHEDULE	RPI	RPI	RPI	RPI
DIV. I ONLY	18- 4	18	9- 1	238	106	81	81	14	14
DIV. I NON-CONF.	9- 2	37	1- 0	145	61	55	55	12	12
TOTALS	RPI 1-25	RPI 26-50	W-L RECORDS	RPI 51-100	RPI 101-150	RPI 150+			
18- 4	1- 1	1- 1	OVERALL	2- 0	3- 0	11- 2			
11- 1	0- 0	1- 0	HOME	2- 0	1- 0	7- 1			
6- 1	1- 0	0- 0	AWAY	0- 0	2- 0	3- 1			
1- 2	0- 1	0- 1	NEUTRAL	0- 0	0- 0	1- 0			
9- 2	1- 1	1- 1	NON-CONFERENCE	1- 0	1- 0	5- 0			
6- 0	0- 0	1- 0	HOME	1- 0	0- 0	4- 0			
2- 0	1- 0	0- 0	AWAY	0- 0	1- 0	0- 0			
1- 2	0- 1	0- 1	NEUTRAL	0- 0	0- 0	1- 0			
9- 2	0- 0	0- 0	CONFERENCE	1- 0	2- 0	6- 2			
5- 1	0- 0	0- 0	HOME	1- 0	1- 0	3- 1			
4- 1	0- 0	0- 0	AWAY	0- 0	1- 0	3- 1			
0- 0	0- 0	0- 0	NEUTRAL	0- 0	0- 0	0- 0			

RPI 1-25				RPI 26-50				RPI 51-100				Team's RPI: 81		RPI 101+			
RPI	S	Opponent	Score	RPI	S	Opponent	Score	RPI	S	Opponent	Score			RPI	S	Opponent	Score
7	N	Florida St.	69 87	34	N	Michigan	66 78	67	H	Washington St.	79 61			131	A	St. Mary's (CA)	79 75
9	A	Stanford	68 63	41	H	Northwestern	67 56	97	H	BYU	87 52			147	H	Santa Clara	51 39
														149	A	Eastern Wash.	73 54
														161	H	San Francisco	61 46
														200	A	Loyola Marymount	80 56
														207	H	Pacific	63 65
														218	A	San Diego	57 55
														240	H	Presbyterian	79 39
														268	A	Portland	85 50
														268	H	Portland	67 55
														270	H	Colgate	72 42
														302	A	Pepperdine	69 79
														302	H	Pepperdine	83 61
														305	H	Nicholls St.	78 46
														326	N	Winthrop	71 41
														327	H	UC Irvine	102 38
LAST 12 Division I GAMES:																	
				97 H BYU 87 52				200 A Loyola Marymount 80 56									
				302 H Pepperdine 83 61				268 H Portland 67 55									
				218 A San Diego 57 55				161 H San Francisco 61 46									
				268 A Portland 85 50				207 H Pacific 63 65									
				147 H Santa Clara 51 39				302 A Pepperdine 69 79									
				131 A St. Mary's (CA) 79 75				270 H Colgate 72 42									

Non-Div I Games:

Gonzaga

■ Loss,
 ■ Non-Conf, S Site,
 ■ Home
 ■ Away
 N Neutral

Average RPI Win: 306	WON-LOST	WINNING	LAST 10	STRENGTH OF	OPP. STRENGTH	TEAM	ADJ.	CONF.	ADJ CONF.
Average RPI Loss: 152	RECORD	PCT. RANK	GAMES	SCHEDULE	OF SCHEDULE	RPI	RPI	RPI	RPI
DIV. I ONLY	8- 12	225	7- 3	318	268	266	266	30	30
DIV. I NON-CONF.	2- 9	293	1- 2	235	101	271	271	30	30
TOTALS	RPI 1-25	RPI 26-50	W-L RECORDS	RPI 51-100	RPI 101-150	RPI 150+			
8- 12	0- 1	0- 1	OVERALL	0- 1	0- 4	8- 5			
4- 2	0- 0	0- 0	HOME	0- 0	0- 0	4- 2			
4- 8	0- 0	0- 0	AWAY	0- 0	0- 0	4- 1			
0- 2	0- 0	0- 0	NEUTRAL	0- 0	0- 2	0- 0			
2- 9	0- 1	0- 1	NON-CONFERENCE	0- 1	0- 4	2- 2			
0- 1	0- 0	0- 0	HOME	0- 0	0- 0	0- 1			
2- 6	0- 1	0- 1	AWAY	0- 1	0- 2	2- 1			
0- 2	0- 0	0- 0	NEUTRAL	0- 0	0- 2	0- 0			
6- 3	0- 0	0- 0	CONFERENCE	0- 0	0- 0	6- 3			
4- 1	0- 0	0- 0	HOME	0- 0	0- 0	4- 1			
2- 2	0- 0	0- 0	AWAY	0- 0	0- 0	2- 2			
0- 0	0- 0	0- 0	NEUTRAL	0- 0	0- 0	0- 0			

RPI 1-25			RPI 26-50			RPI 51-100			RPI 101+ Team's RPI: 266		
RPI	S	Opponent	Score	RPI	S	Opponent	Score	RPI	S	Opponent	Score
19	A	Miami (FL)	61 89	35	A	Tulane	56 79	70	A	Southern California	64 75
								109	N	SMU	36 56
								121	N	Fordham	53 59
								127	A	Arizona	46 73
								143	A	TCU	47 83
								173	A	Louisiana Tech	55 69
								199	A	Alabama St.	60 45
								211	A	Texas Southern	61 69
								219	H	Southern U.	68 71
								277	H	Mississippi Val.	88 67
								288	A	Prairie View	49 51
								299	H	Alcorn	86 63
								305	H	Nicholls St.	60 71
								313	H	Ark.-Pine Bluff	56 54
								331	A	La.-Monroe	59 54
								336	A	Southeastern La.	87 71
								347	H	Jackson St.	90 85
								349	A	Alabama A&M	68 53
LAST 12 Division I GAMES:											
277	H	Mississippi Val.	88 67	219	H	Southern U.	68 71				
313	H	Ark.-Pine Bluff	56 54	349	A	Alabama A&M	68 53				
347	H	Jackson St.	90 85	199	A	Alabama St.	60 45				
288	A	Prairie View	49 51	336	A	Southeastern La.	87 71				
211	A	Texas Southern	61 69	109	N	SMU	36 56				
299	H	Alcorn	86 63	70	A	Southern California	64 75				

Non-Div I Games:

Grambling

■ Loss,
 ■ Non-Conf,
 ■ S Site,
 ■ H Home
 ■ A Away
 N Neutral

Grand Canyon

Through Games Of Feb. 3, 2017

Average RPI Win:	281	WON-LOST	WINNING	LAST 10	STRENGTH OF	OPP. STRENGTH	TEAM	ADJ.	CONF.	ADJ CONF.
Average RPI Loss:	139	RECORD	PCT. RANK	GAMES	SCHEDULE	OF SCHEDULE	RPI	RPI	RPI	RPI
DIV. I ONLY	11- 7	122	6- 3	323	236	213	213	29	29	
DIV. I NON-CONF.	7- 5	137	4- 1	296	176	194	194	29	29	
TOTALS	RPI 1-25	RPI 26-50	W-L RECORDS	RPI 51-100	RPI 101-150	RPI 150+				
11- 7	0- 2	0- 0	OVERALL	0- 0	1- 0	10- 5				
9- 2	0- 1	0- 0	HOME	0- 0	1- 0	8- 1				
2- 5	0- 1	0- 0	AWAY	0- 0	0- 0	2- 4				
0- 0	0- 0	0- 0	NEUTRAL	0- 0	0- 0	0- 0				
7- 5	0- 2	0- 0	NON-CONFERENCE	0- 0	1- 0	6- 3				
6- 1	0- 1	0- 0	HOME	0- 0	1- 0	5- 0				
1- 4	0- 1	0- 0	AWAY	0- 0	0- 0	1- 3				
0- 0	0- 0	0- 0	NEUTRAL	0- 0	0- 0	0- 0				
4- 2	0- 0	0- 0	CONFERENCE	0- 0	0- 0	4- 2				
3- 1	0- 0	0- 0	HOME	0- 0	0- 0	3- 1				
1- 1	0- 0	0- 0	AWAY	0- 0	0- 0	1- 1				
0- 0	0- 0	0- 0	NEUTRAL	0- 0	0- 0	0- 0				

RPI S	Opponent	Score	RPI S	Opponent	Score	RPI S	Opponent	Score	RPI S	Opponent	Score	Team's RPI: 213
8	H Washington	66 101							144	H Idaho	64 60	
11	A Duke	47 90							152	A Rice	50 64	
									166	A UC Riverside	64 77	
									184	H New Mexico St.	65 81	
									222	A Seattle U	60 86	
									230	A Hawaii	47 51	
									255	H Cal Poly	64 59	
									260	H UTRGV	60 59	
									265	A Southern Utah	76 73	
									284	H Northern Ariz.	76 65	
									296	H Denver	73 70	
									299	H Alcorn	77 44	
									303	H UMKC	75 64	
									328	H Fla. Atlantic	81 60	
									329	H Chicago St.	57 39	
									330	A Utah Valley	62 46	
LAST 12 Division I GAMES:												
329	H Chicago St.	57 39	230	A Hawaii	47 51							
303	H UMKC	75 64	284	H Northern Ariz.	76 65							
222	A Seattle U	60 86	265	A Southern Utah	76 73							
260	H UTRGV	60 59	255	H Cal Poly	64 59							
184	H New Mexico St.	65 81	328	H Fla. Atlantic	81 60							
330	A Utah Valley	62 46	8	H Washington	66 101							

Non-Div I Games: Chaminade 85 55

Grand Canyon

■ Loss,
 ■ Non-Conf, S Site,
 ■ Home
 ■ Away
 N Neutral

Average RPI Win:	168	WON-LOST	WINNING	LAST 10	STRENGTH OF	OPP. STRENGTH	TEAM	ADJ.	CONF.	ADJ CONF.
Average RPI Loss:	127	RECORD	PCT. RANK	GAMES	SCHEDULE	OF SCHEDULE	RPI	RPI	RPI	RPI
DIV. I ONLY	19- 3	12	1- 2	96	130	32	32	20	20	
DIV. I NON-CONF.	9- 2	37	0- 1	13	15	5	5	20	20	
TOTALS	RPI 1-25	RPI 26-50	W-L RECORDS	RPI 51-100	RPI 101-150	RPI 150+				
19- 3	1- 1	3- 0	OVERALL	3- 0	1- 0	11- 2				
10- 1	1- 0	1- 0	HOME	1- 0	1- 0	6- 1				
9- 2	0- 1	2- 0	AWAY	2- 0	0- 0	5- 1				
0- 0	0- 0	0- 0	NEUTRAL	0- 0	0- 0	0- 0				
9- 2	1- 1	3- 0	NON-CONFERENCE	3- 0	0- 0	2- 1				
4- 1	1- 0	1- 0	HOME	1- 0	0- 0	1- 1				
5- 1	0- 1	2- 0	AWAY	2- 0	0- 0	1- 0				
0- 0	0- 0	0- 0	NEUTRAL	0- 0	0- 0	0- 0				
10- 1	0- 0	0- 0	CONFERENCE	0- 0	1- 0	9- 1				
6- 0	0- 0	0- 0	HOME	0- 0	1- 0	5- 0				
4- 1	0- 0	0- 0	AWAY	0- 0	0- 0	4- 1				
0- 0	0- 0	0- 0	NEUTRAL	0- 0	0- 0	0- 0				

RPI	S	Opponent	Score	RPI	S	Opponent	Score	Team's RPI: 32	RPI	S	Opponent	Score	RPI	S	Opponent	Score
2	A	Notre Dame	67 71	29	H	Drake	71 48		58	H	Little Rock	57 31	136	H	Wright St.	62 41
25	H	Elon	71 56	39	A	Marquette	78 63		77	A	Belmont	62 53	158	H	Detroit	60 55
				40	A	South Dakota St.	67 43		92	A	Chattanooga	71 55	163	H	Milwaukee	89 47
													174	A	Oakland	71 74
													174	H	Oakland	89 47
													192	A	Cleveland St.	65 51
													206	H	Wisconsin	53 54
													225	H	Butler	61 34
													233	A	Bradley	68 43
													261	H	Northern Ky.	70 39
													318	A	Ill.-Chicago	79 65
													319	A	Youngstown St.	84 51
													322	A	Valparaiso	75 36
													322	H	Valparaiso	56 35
LAST 12 Division I GAMES:																
2	A	Notre Dame	67 71	174	H	Oakland	89 47									
174	A	Oakland	71 74	158	H	Detroit	60 55									
192	A	Cleveland St.	65 51	318	A	Ill.-Chicago	79 65									
319	A	Youngstown St.	84 51	322	A	Valparaiso	75 36									
163	H	Milwaukee	89 47	136	H	Wright St.	62 41									
322	H	Valparaiso	56 35	261	H	Northern Ky.	70 39									

Non-Div I Games:

Green Bay

■ Loss,
 ■ Non-Conf, S Site,
 ■ Home
 ■ Away
 N Neutral

Average RPI Win:	262	WON-LOST	WINNING	LAST 10	STRENGTH OF	OPP. STRENGTH	TEAM	ADJ.	CONF.	ADJ CONF.
Average RPI Loss:	78	RECORD	PCT. RANK	GAMES	SCHEDULE	OF SCHEDULE	RPI	RPI	RPI	RPI
DIV. I ONLY	13- 8	115	8- 2	239	184	141	141	32	32	
DIV. I NON-CONF.	6- 7	182	2- 2	74	36	93	93	31	31	
TOTALS	RPI 1-25	RPI 26-50	W-L RECORDS	RPI 51-100	RPI 101-150	RPI 150+				
13- 8	0- 1	1- 3	OVERALL	0- 2	1- 1	11- 1				
7- 1	0- 0	1- 0	HOME	0- 0	0- 0	6- 1				
2- 7	0- 1	0- 3	AWAY	0- 2	0- 1	2- 0				
4- 0	0- 0	0- 0	NEUTRAL	0- 0	1- 0	3- 0				
6- 7	0- 1	1- 3	NON-CONFERENCE	0- 2	1- 1	4- 0				
2- 0	0- 0	1- 0	HOME	0- 0	0- 0	1- 0				
0- 7	0- 1	0- 3	AWAY	0- 2	0- 1	0- 0				
4- 0	0- 0	0- 0	NEUTRAL	0- 0	1- 0	3- 0				
7- 1	0- 0	0- 0	CONFERENCE	0- 0	0- 0	7- 1				
5- 1	0- 0	0- 0	HOME	0- 0	0- 0	5- 1				
2- 0	0- 0	0- 0	AWAY	0- 0	0- 0	2- 0				
0- 0	0- 0	0- 0	NEUTRAL	0- 0	0- 0	0- 0				

RPI 1-25				RPI 26-50				RPI 51-100				RPI 101+ Team's RPI: 141			
RPI	S	Opponent	Score	RPI	S	Opponent	Score	RPI	S	Opponent	Score	RPI	S	Opponent	Score
3	A	South Carolina	38 92	33	H	Temple	71 65	53	A	Iowa	51 84	119	N	Maine	58 49
				36	A	North Carolina St.	56 81	87	A	FGCU	49 60	128	A	Old Dominion	58 61
				41	A	Northwestern	48 67					228	H	UMES	65 68
				44	A	James Madison	50 71					231	N	Samford	63 57
												241	H	Richmond	72 45
												267	A	Norfolk St.	58 57
												275	H	N.C. A&T	64 57
												291	H	Savannah St.	75 46
												294	H	Coppin St.	78 54
												311	N	Saint Peter's	71 42
												324	N	Lafayette	58 55
												340	H	South Carolina St.	80 46
												341	H	N.C. Central	60 36
												342	A	Delaware St.	83 52
LAST 12 Division I GAMES:															
				228	H	UMES	65 68	340	H	South Carolina St.	80 46				
				294	H	Coppin St.	78 54	275	H	N.C. A&T	64 57				
				267	A	Norfolk St.	58 57	231	N	Samford	63 57				
				341	H	N.C. Central	60 36	87	A	FGCU	49 60				
				342	A	Delaware St.	83 52	128	A	Old Dominion	58 61				
				291	H	Savannah St.	75 46	241	H	Richmond	72 45				

Non-Div I Games:

Hampton

Hartford

Through Games Of Feb. 3, 2017

Average RPI Win:	232	WON-LOST	WINNING	LAST 10	STRENGTH OF	OPP. STRENGTH	TEAM	ADJ.	CONF.	ADJ CONF.
Average RPI Loss:	130	RECORD	PCT. RANK	GAMES	SCHEDULE	OF SCHEDULE	RPI	RPI	RPI	RPI
DIV. I ONLY	14- 7	91	7- 3	226	220	134	134	22	22	
DIV. I NON-CONF.	9- 4	85	2- 2	206	220	126	126	21	21	
TOTALS	RPI 1-25	RPI 26-50	W-L RECORDS	RPI 51-100	RPI 101-150	RPI 150+				
14- 7	0- 0	0- 0	OVERALL	0- 3	1- 1	13- 3				
7- 3	0- 0	0- 0	HOME	0- 2	0- 0	7- 1				
5- 4	0- 0	0- 0	AWAY	0- 1	1- 1	4- 2				
2- 0	0- 0	0- 0	NEUTRAL	0- 0	0- 0	2- 0				
9- 4	0- 0	0- 0	NON-CONFERENCE	0- 2	1- 0	8- 2				
3- 3	0- 0	0- 0	HOME	0- 2	0- 0	3- 1				
4- 1	0- 0	0- 0	AWAY	0- 0	1- 0	3- 1				
2- 0	0- 0	0- 0	NEUTRAL	0- 0	0- 0	2- 0				
5- 3	0- 0	0- 0	CONFERENCE	0- 1	0- 1	5- 1				
4- 0	0- 0	0- 0	HOME	0- 0	0- 0	4- 0				
1- 3	0- 0	0- 0	AWAY	0- 1	0- 1	1- 1				
0- 0	0- 0	0- 0	NEUTRAL	0- 0	0- 0	0- 0				

RPI 1-25			RPI 26-50			RPI 51-100			RPI 101+			Team's RPI: 134
RPI	S	Opponent	Score	RPI	S	Opponent	Score	RPI	S	Opponent	Score	
						54	H Quinnipiac	59	82	107	A Delaware	67 66
						87	H FGCU	63	70	119	A Maine	62 73
						91	A New Hampshire	50	58	157	H Providence	65 77
										167	H Boston College	65 56
										176	A Albany (NY)	71 82
										190	A Hofstra	69 67
										196	A Siena	80 76
										197	H Binghamton	76 73
										203	H Sacred Heart	81 64
										223	A Niagara	62 75
										235	N Monmouth	75 72
										243	H Stony Brook	65 52
										250	A UMBC	80 73
										267	N Norfolk St.	61 51
										278	H Massachusetts	75 56
										281	H Vermont	68 55
										301	A Central Conn. St.	68 58
										337	H UMass Lowell	80 59
LAST 12 Division I GAMES:												
						176	A Albany (NY)	71	82	250	A UMBC	80 73
						197	H Binghamton	76	73	281	H Vermont	68 55
						91	A New Hampshire	50	58	190	A Hofstra	69 67
						243	H Stony Brook	65	52	107	A Delaware	67 66
						119	A Maine	62	73	54	H Quinnipiac	59 82
						337	H UMass Lowell	80	59	223	A Niagara	62 75

Non-Div I Games:

Hartford

■ Loss,
 ■ Non-Conf,
 S Site,
 ■ Home
 ■ Away
 N Neutral

Average RPI Win:	175	WON-LOST	WINNING	LAST 10	STRENGTH OF	OPP. STRENGTH	TEAM	ADJ.	CONF.	ADJ CONF.
Average RPI Loss:	91	RECORD	PCT. RANK	GAMES	SCHEDULE	OF SCHEDULE	RPI	RPI	RPI	RPI
DIV. I ONLY	16- 2	8	9- 1	123	136	26	26	9	9	
DIV. I NON-CONF.	12- 1	7	7- 0	147	156	24	24	10	10	
TOTALS	RPI 1-25	RPI 26-50	W-L RECORDS	RPI 51-100	RPI 101-150	RPI 150+				
16- 2	0- 0	1- 0	OVERALL	2- 1	3- 1	10- 0				
8- 0	0- 0	1- 0	HOME	1- 0	2- 0	4- 0				
6- 2	0- 0	0- 0	AWAY	0- 1	1- 1	5- 0				
2- 0	0- 0	0- 0	NEUTRAL	1- 0	0- 0	1- 0				
12- 1	0- 0	1- 0	NON-CONFERENCE	1- 1	2- 0	8- 0				
5- 0	0- 0	1- 0	HOME	0- 0	1- 0	3- 0				
5- 1	0- 0	0- 0	AWAY	0- 1	1- 0	4- 0				
2- 0	0- 0	0- 0	NEUTRAL	1- 0	0- 0	1- 0				
4- 1	0- 0	0- 0	CONFERENCE	1- 0	1- 1	2- 0				
3- 0	0- 0	0- 0	HOME	1- 0	1- 0	1- 0				
1- 1	0- 0	0- 0	AWAY	0- 0	0- 1	1- 0				
0- 0	0- 0	0- 0	NEUTRAL	0- 0	0- 0	0- 0				

RPI S	Opponent	Score	RPI S	Opponent	Score	Team's RPI: 26	RPI S	Opponent	Score	RPI S	Opponent	Score
			33	H Temple	73 62		56	A Minnesota	87 103	119	H Maine	69 62
							71	N Buffalo	74 62	125	A Penn	43 63
							99	H Cornell	62 59	138	A Kansas	69 59
										142	H Columbia	70 68
										159	A La Salle	66 64
										172	H Fairfield	58 44
										196	A Siena	65 58
										203	A Sacred Heart	68 60
										214	N UNC Asheville	79 62
										215	A Dartmouth	70 61
										215	H Dartmouth	70 65
										231	H Samford	57 52
										273	A Boston U.	65 52
										312	H NJIT	59 38
LAST 12 Division I GAMES:												
125	A Penn	43 63	71	N Buffalo	74 62							
142	H Columbia	70 68	214	N UNC Asheville	79 62							
99	H Cornell	62 59	196	A Siena	65 58							
215	A Dartmouth	70 61	138	A Kansas	69 59							
159	A La Salle	66 64	312	H NJIT	59 38							
215	H Dartmouth	70 65	33	H Temple	73 62							

Non-Div I Games:

Harvard

Average RPI Win:	270	WON-LOST	WINNING	LAST 10	STRENGTH OF	OPP. STRENGTH	TEAM	ADJ.	CONF.	ADJ CONF.
Average RPI Loss:	132	RECORD	PCT. RANK	GAMES	SCHEDULE	OF SCHEDULE	RPI	RPI	RPI	RPI
DIV. I ONLY	7- 12	240	5- 5	167	188	230	230	25	25	
DIV. I NON-CONF.	3- 8	262	1- 2	86	130	232	232	23	23	
TOTALS	RPI 1-25	RPI 26-50	W-L RECORDS	RPI 51-100	RPI 101-150	RPI 150+				
7- 12	0- 2	0- 1	OVERALL	0- 3	0- 1	7- 5				
6- 3	0- 1	0- 1	HOME	0- 0	0- 0	6- 1				
1- 9	0- 1	0- 0	AWAY	0- 3	0- 1	1- 4				
0- 0	0- 0	0- 0	NEUTRAL	0- 0	0- 0	0- 0				
3- 8	0- 2	0- 1	NON-CONFERENCE	0- 2	0- 0	3- 3				
3- 3	0- 1	0- 1	HOME	0- 0	0- 0	3- 1				
0- 5	0- 1	0- 0	AWAY	0- 2	0- 0	0- 2				
0- 0	0- 0	0- 0	NEUTRAL	0- 0	0- 0	0- 0				
4- 4	0- 0	0- 0	CONFERENCE	0- 1	0- 1	4- 2				
3- 0	0- 0	0- 0	HOME	0- 0	0- 0	3- 0				
1- 4	0- 0	0- 0	AWAY	0- 1	0- 1	1- 2				
0- 0	0- 0	0- 0	NEUTRAL	0- 0	0- 0	0- 0				

RPI 1-25				RPI 26-50				RPI 51-100				RPI 101+ Team's RPI: 230			
RPI	S	Opponent	Score	RPI	S	Opponent	Score	RPI	S	Opponent	Score	RPI	S	Opponent	Score
4	H	Mississippi St.	41 66	38	H	Oregon	49 86	70	A	Southern California	44 76	104	A	UC Davis	55 70
13	A	UCLA	49 72					75	A	Boise St.	49 61	166	A	UC Riverside	45 63
								94	A	Long Beach St.	57 68	184	H	New Mexico St.	56 53
												194	H	San Jose St.	61 77
												213	H	Grand Canyon	51 47
												237	A	UC Santa Barbara	62 74
												255	A	Cal Poly	87 79
												255	H	Cal Poly	66 57
												289	A	Nevada	59 67
												300	A	CSU Bakersfield	51 58
												319	H	Youngstown St.	72 50
												327	H	UC Irvine	79 62
												338	H	Cal St. Fullerton	60 50
LAST 12 Division I GAMES:															
166	A	UC Riverside	45 63	104	A	UC Davis	55 70								
255	H	Cal Poly	66 57	94	A	Long Beach St.	57 68								
327	H	UC Irvine	79 62	213	H	Grand Canyon	51 47								
237	A	UC Santa Barbara	62 74	75	A	Boise St.	49 61								
255	A	Cal Poly	87 79	289	A	Nevada	59 67								
338	H	Cal St. Fullerton	60 50	13	A	UCLA	49 72								

Non-Div I Games: Hawaii Pacific 88 54

Hawaii

■ Loss,
 ■ Non-Conf, S Site,
 ■ Home
 ■ Away
 N Neutral

Average RPI Win:	279	WON-LOST	WINNING	LAST 10	STRENGTH OF	OPP. STRENGTH	TEAM	ADJ.	CONF.	ADJ CONF.
Average RPI Loss:	196	RECORD	PCT. RANK	GAMES	SCHEDULE	OF SCHEDULE	RPI	RPI	RPI	RPI
DIV. I ONLY	5- 13	284	5- 5	258	312	306	306	28	28	
DIV. I NON-CONF.	0- 9	335	0- 2	183	260	339	339	28	28	
TOTALS	RPI 1-25	RPI 26-50	W-L RECORDS	RPI 51-100	RPI 101-150	RPI 150+				
5- 13	0- 0	0- 1	OVERALL	0- 1	0- 3	5- 8				
3- 5	0- 0	0- 0	HOME	0- 1	0- 1	3- 3				
2- 8	0- 0	0- 0	AWAY	0- 0	0- 0	2- 0				
0- 0	0- 0	0- 0	NEUTRAL	0- 0	0- 0	0- 0				
0- 9	0- 0	0- 1	NON-CONFERENCE	0- 1	0- 2	0- 5				
0- 4	0- 0	0- 0	HOME	0- 1	0- 1	0- 2				
0- 5	0- 0	0- 1	AWAY	0- 0	0- 1	0- 3				
0- 0	0- 0	0- 0	NEUTRAL	0- 0	0- 0	0- 0				
5- 4	0- 0	0- 0	CONFERENCE	0- 0	0- 1	5- 3				
3- 1	0- 0	0- 0	HOME	0- 0	0- 0	3- 1				
2- 3	0- 0	0- 0	AWAY	0- 0	0- 1	2- 2				
0- 0	0- 0	0- 0	NEUTRAL	0- 0	0- 0	0- 0				

RPI S	Opponent	Score	RPI S	Opponent	Score	RPI S	Opponent	Score	RPI S	Opponent	Score	Team's RPI: 306
49	A West Virginia	59 82	60	H Ohio	48 76	103	A Ole Miss	62 73	123	A Radford	56 59	
						140	H Stetson	47 81	191	A UAB	66 75	
						214	A UNC Asheville	76 60	226	A Campbell	33 58	
						240	H Presbyterian	87 60	240	H Presbyterian	87 60	
						252	H UNCG	67 69	267	H Norfolk St.	60 63	
						271	A Liberty	74 81	280	H Gardner-Webb	71 69	
						282	H Charleston So.	68 74	292	A Davidson	72 82	
						297	A Western Caro.	64 73	326	H Winthrop	88 43	
						334	A Longwood	80 49				
LAST 12 Division I GAMES:												
334	A Longwood	80 49	282	H Charleston So.	68 74							
240	H Presbyterian	87 60	271	A Liberty	74 81							
226	A Campbell	33 58	326	H Winthrop	88 43							
280	H Gardner-Webb	71 69	252	H UNCG	67 69							
123	A Radford	56 59	297	A Western Caro.	64 73							
214	A UNC Asheville	76 60	292	A Davidson	72 82							

Non-Div I Games: Spring Hill 74 58 Brevard 89 42

High Point

Loss, Non-Conf, S Site, H Home A Away N Neutral

Average RPI Win:	210	WON-LOST	WINNING	LAST 10	STRENGTH OF	OPP. STRENGTH	TEAM	ADJ.	CONF.	ADJ CONF.
Average RPI Loss:	120	RECORD	PCT. RANK	GAMES	SCHEDULE	OF SCHEDULE	RPI	RPI	RPI	RPI
DIV. I ONLY	8- 12	225	1- 9	125	166	190	190	8	8	
DIV. I NON-CONF.	7- 4	114	2- 1	161	307	111	111	8	8	

TOTALS	RPI 1-25	RPI 26-50	W-L RECORDS	RPI 51-100	RPI 101-150	RPI 150+				
8- 12	0- 1	0- 2	OVERALL	0- 2	2- 3	6- 4				
4- 6	0- 1	0- 1	HOME	0- 0	0- 2	4- 2				
4- 6	0- 0	0- 1	AWAY	0- 2	2- 1	2- 2				
0- 0	0- 0	0- 0	NEUTRAL	0- 0	0- 0	0- 0				
7- 4	0- 0	0- 0	NON-CONFERENCE	0- 1	2- 2	5- 1				
4- 1	0- 0	0- 0	HOME	0- 0	0- 1	4- 0				
3- 3	0- 0	0- 0	AWAY	0- 1	2- 1	1- 1				
0- 0	0- 0	0- 0	NEUTRAL	0- 0	0- 0	0- 0				
1- 8	0- 1	0- 2	CONFERENCE	0- 1	0- 1	1- 3				
0- 5	0- 1	0- 1	HOME	0- 0	0- 1	0- 2				
1- 3	0- 0	0- 1	AWAY	0- 1	0- 0	1- 1				
0- 0	0- 0	0- 0	NEUTRAL	0- 0	0- 0	0- 0				

RPI 1-25				RPI 26-50				RPI 51-100				RPI 101+ Team's RPI: 190			
RPI	S	Opponent	Score	RPI	S	Opponent	Score	RPI	S	Opponent	Score	RPI	S	Opponent	Score
25	H	Elon	53 64	44	A	James Madison	57 93	71	A	Buffalo	50 74	104	A	UC Davis	64 60
				44	H	James Madison	50 61	83	A	Drexel	43 65	106	A	Navy	69 78
												107	H	Delaware	56 73
												134	H	Hartford	67 69
												137	A	Saint Joseph's	75 64
												153	A	Towson	70 61
												171	H	Northeastern	51 53
												180	A	Col. of Charleston	55 71
												185	H	American	72 67
												217	H	UNCW	54 56
												236	H	Marist	62 42
												243	A	Stony Brook	67 64
												263	A	Sacramento St.	85 97
												278	H	Massachusetts	71 55
												342	H	Delaware St.	64 44
LAST 12 Division I GAMES:															
44	H	James Madison	50 61	153	A	Towson	70 61								
25	H	Elon	53 64	44	A	James Madison	57 93								
180	A	Col. of Charleston	55 71	171	H	Northeastern	51 53								
83	A	Drexel	43 65	134	H	Hartford	67 69								
217	H	UNCW	54 56	137	A	Saint Joseph's	75 64								
107	H	Delaware	56 73	185	H	American	72 67								

Non-Div I Games:

Hofstra

■ Loss,
 ■ Non-Conf, S Site,
 ■ Home
 ■ Away
 N Neutral

Holy Cross

Through Games Of Feb. 3, 2017

Average RPI Win:	278	WON-LOST	WINNING	LAST 10	STRENGTH OF	OPP. STRENGTH	TEAM	ADJ.	CONF.	ADJ CONF.
Average RPI Loss:	181	RECORD	PCT. RANK	GAMES	SCHEDULE	OF SCHEDULE	RPI	RPI	RPI	RPI
DIV. I ONLY	5- 16	301	3- 7	260	263	314	314	24	24	
DIV. I NON-CONF.	2- 9	293	0- 2	297	254	337	337	25	25	
TOTALS	RPI 1-25	RPI 26-50	W-L RECORDS	RPI 51-100	RPI 101-150	RPI 150+				
5- 16	0- 0	0- 2	OVERALL	0- 2	0- 3	5- 9				
3- 7	0- 0	0- 0	HOME	0- 2	0- 2	3- 3				
2- 9	0- 0	0- 2	AWAY	0- 0	0- 1	2- 6				
0- 0	0- 0	0- 0	NEUTRAL	0- 0	0- 0	0- 0				
2- 9	0- 0	0- 1	NON-CONFERENCE	0- 2	0- 1	2- 5				
2- 3	0- 0	0- 0	HOME	0- 2	0- 1	2- 0				
0- 6	0- 0	0- 1	AWAY	0- 0	0- 0	0- 5				
0- 0	0- 0	0- 0	NEUTRAL	0- 0	0- 0	0- 0				
3- 7	0- 0	0- 1	CONFERENCE	0- 0	0- 2	3- 4				
1- 4	0- 0	0- 0	HOME	0- 0	0- 1	1- 3				
2- 3	0- 0	0- 1	AWAY	0- 0	0- 1	2- 1				
0- 0	0- 0	0- 0	NEUTRAL	0- 0	0- 0	0- 0				

RPI S	Opponent	Score	RPI S	Opponent	Score	RPI S	Opponent	Score	RPI S	Opponent	Score	Team's RPI: 314
30	A Arizona St.	33 63	54	H Quinnipiac	55 78	106	A Navy	56 57				
48	A Bucknell	48 77	98	H Penn St.	48 84	106	H Navy	71 73				
						145	H Yale	70 71				
						169	H Army West Point	59 67				
						185	A American	61 60				
						215	A Dartmouth	49 53				
						236	H Marist	50 46				
						251	A Manhattan	56 60				
						270	A Colgate	52 70				
						270	H Colgate	54 62				
						273	H Boston U.	49 66				
						278	A Massachusetts	66 69				
						281	A Vermont	52 63				
						295	A Bryant	74 76				
						308	H Lehigh	65 47				
						324	A Lafayette	67 61				
						337	H UMass Lowell	62 47				
LAST 12 Division I GAMES:												
270	A Colgate	52 70	48	A Bucknell	48 77							
106	H Navy	71 73	270	H Colgate	54 62							
185	A American	61 60	106	A Navy	56 57							
169	H Army West Point	59 67	273	H Boston U.	49 66							
308	H Lehigh	65 47	30	A Arizona St.	33 63							
324	A Lafayette	67 61	278	A Massachusetts	66 69							

Non-Div I Games:

Holy Cross

Loss, Non-Conf, S Site, H Home A Away N Neutral

Average RPI Win: 220	WON-LOST	WINNING	LAST 10	STRENGTH OF	OPP. STRENGTH	TEAM	ADJ.	CONF.	ADJ CONF.
Average RPI Loss: 97	RECORD	PCT. RANK	GAMES	SCHEDULE	OF SCHEDULE	RPI	RPI	RPI	RPI
DIV. I ONLY	8- 14	242	2- 8	81	102	179	179	5	5
DIV. I NON-CONF.	7- 6	157	2- 1	169	241	159	159	5	5
TOTALS	RPI 1-25	RPI 26-50	W-L RECORDS	RPI 51-100	RPI 101-150	RPI 150+			
8- 14	0- 1	0- 3	OVERALL	0- 3	1- 4	7- 3			
5- 6	0- 0	0- 2	HOME	0- 0	1- 3	4- 1			
3- 7	0- 1	0- 1	AWAY	0- 3	0- 0	3- 2			
0- 1	0- 0	0- 0	NEUTRAL	0- 0	0- 1	0- 0			
7- 6	0- 0	0- 0	NON-CONFERENCE	0- 3	0- 2	7- 1			
4- 2	0- 0	0- 0	HOME	0- 0	0- 1	4- 1			
3- 3	0- 0	0- 0	AWAY	0- 3	0- 0	3- 0			
0- 1	0- 0	0- 0	NEUTRAL	0- 0	0- 1	0- 0			
1- 8	0- 1	0- 3	CONFERENCE	0- 0	1- 2	0- 2			
1- 4	0- 0	0- 2	HOME	0- 0	1- 2	0- 0			
0- 4	0- 1	0- 1	AWAY	0- 0	0- 0	0- 2			
0- 0	0- 0	0- 0	NEUTRAL	0- 0	0- 0	0- 0			

RPI 1-25				RPI 26-50				RPI 51-100				RPI 101+ Team's RPI: 179			
RPI	S	Opponent	Score	RPI	S	Opponent	Score	RPI	S	Opponent	Score	RPI	S	Opponent	Score
1	A	UConn	42 91	33	H	Temple	57 69	59	A	Texas Tech	60 84	109	H	SMU	45 66
				35	A	Tulane	56 82	76	A	UNLV	53 64	113	N	Central Ark.	55 69
				35	H	Tulane	49 57	94	A	Long Beach St.	55 65	115	H	Mercer	60 64
												135	H	UCF	48 62
												139	H	Tulsa	71 66
												155	A	Cincinnati	64 85
												156	A	UTSA	56 49
												180	H	Col. of Charleston	79 63
												187	H	Rutgers	53 51
												188	A	Memphis	65 66
												205	A	Louisiana	69 64
												208	H	Texas St.	56 61
												260	A	UTRGV	68 52
												299	H	Alcorn	85 70
												336	H	Southeastern La.	83 80
LAST 12 Division I GAMES:															
35	H	Tulane	49 57	135	H	UCF	48 62								
1	A	UConn	42 91	155	A	Cincinnati	64 85								
188	A	Memphis	65 66	139	H	Tulsa	71 66								
109	H	SMU	45 66	299	H	Alcorn	85 70								
33	H	Temple	57 69	113	N	Central Ark.	55 69								
35	A	Tulane	56 82	156	A	UTSA	56 49								

Non-Div I Games:

Houston

■ Loss,
 ■ Non-Conf, S Site,
 ■ Home
 ■ Away
 N Neutral

Houston Baptist

Through Games Of Feb. 3, 2017

Average RPI Win:	339	WON-LOST	WINNING	LAST 10	STRENGTH OF	OPP. STRENGTH	TEAM	ADJ.	CONF.	ADJ CONF.
Average RPI Loss:	196	RECORD	PCT. RANK	GAMES	SCHEDULE	OF SCHEDULE	RPI	RPI	RPI	RPI
DIV. I ONLY	2- 15	334	2- 8	285	308	339	339	27	27	
DIV. I NON-CONF.	0- 8	335	0- 2	119	193	320	320	27	27	
TOTALS	RPI 1-25	RPI 26-50	W-L RECORDS	RPI 51-100	RPI 101-150	RPI 150+				
2- 15	0- 2	0- 0	OVERALL	0- 0	0- 4	2- 9				
2- 7	0- 0	0- 0	HOME	0- 0	0- 2	2- 5				
0- 8	0- 0	0- 0	AWAY	0- 0	0- 0	0- 2				
0- 0	0- 0	0- 0	NEUTRAL	0- 0	0- 0	0- 0				
0- 8	0- 2	0- 0	NON-CONFERENCE	0- 0	0- 2	0- 4				
0- 4	0- 0	0- 0	HOME	0- 0	0- 1	0- 3				
0- 4	0- 2	0- 0	AWAY	0- 0	0- 1	0- 1				
0- 0	0- 0	0- 0	NEUTRAL	0- 0	0- 0	0- 0				
2- 7	0- 0	0- 0	CONFERENCE	0- 0	0- 2	2- 5				
2- 3	0- 0	0- 0	HOME	0- 0	0- 1	2- 2				
0- 4	0- 0	0- 0	AWAY	0- 0	0- 1	0- 3				
0- 0	0- 0	0- 0	NEUTRAL	0- 0	0- 0	0- 0				

RPI 1-25				RPI 26-50				RPI 51-100				RPI 101+ Team's RPI: 339			
RPI	S	Opponent	Score	RPI	S	Opponent	Score	RPI	S	Opponent	Score	RPI	S	Opponent	Score
5	A	Baylor	43 118									102	A	SFA	49 86
10	A	Texas	46 98									113	H	Central Ark.	49 80
												126	A	Arkansas	40 101
												148	H	Oral Roberts	65 75
												152	H	Rice	53 79
												193	H	New Orleans	63 73
												211	H	Texas Southern	34 50
												279	A	McNeese	53 68
												293	A	UTEP	45 75
												305	A	Nicholls St.	57 76
												331	H	La.-Monroe	65 77
												335	A	Incarnate Word	54 69
												335	H	Incarnate Word	68 51
												336	H	Southeastern La.	71 87
												343	H	Sam Houston St.	61 51
LAST 12 Division I GAMES:															
335	A	Incarnate Word	54 69	336	H	Southeastern La.	71 87								
305	A	Nicholls St.	57 76	343	H	Sam Houston St.	61 51								
193	H	New Orleans	63 73	102	A	SFA	49 86								
335	H	Incarnate Word	68 51	126	A	Arkansas	40 101								
113	H	Central Ark.	49 80	331	H	La.-Monroe	65 77								
279	A	McNeese	53 68	211	H	Texas Southern	34 50								

Non-Div I Games: S'western Assemblie71 52 Arlington Baptist 75 55

Houston Baptist

Loss, Non-Conf, S Site, H Home A Away N Neutral

Average RPI Win: 311	WON-LOST	WINNING	LAST 10	STRENGTH OF	OPP. STRENGTH	TEAM	ADJ.	CONF.	ADJ CONF.
Average RPI Loss: 182	RECORD	PCT. RANK	GAMES	SCHEDULE	OF SCHEDULE	RPI	RPI	RPI	RPI
DIV. I ONLY	10- 9	148	8- 2	336	337	239	239	32	32
DIV. I NON-CONF.	4- 8	230	3- 2	259	334	254	254	31	31
TOTALS	RPI 1-25	RPI 26-50	W-L RECORDS	RPI 51-100	RPI 101-150	RPI 150+			
10- 9	0- 0	0- 2	OVERALL	0- 1	0- 0	10- 6			
6- 1	0- 0	0- 0	HOME	0- 0	0- 0	6- 1			
4- 8	0- 0	0- 2	AWAY	0- 1	0- 0	4- 5			
0- 0	0- 0	0- 0	NEUTRAL	0- 0	0- 0	0- 0			
4- 8	0- 0	0- 2	NON-CONFERENCE	0- 1	0- 0	4- 5			
2- 1	0- 0	0- 0	HOME	0- 0	0- 0	2- 1			
2- 7	0- 0	0- 2	AWAY	0- 1	0- 0	2- 4			
0- 0	0- 0	0- 0	NEUTRAL	0- 0	0- 0	0- 0			
6- 1	0- 0	0- 0	CONFERENCE	0- 0	0- 0	6- 1			
4- 0	0- 0	0- 0	HOME	0- 0	0- 0	4- 0			
2- 1	0- 0	0- 0	AWAY	0- 0	0- 0	2- 1			
0- 0	0- 0	0- 0	NEUTRAL	0- 0	0- 0	0- 0			

RPI S	Opponent	Score	RPI S	Opponent	Score	RPI S	Opponent	Score	RPI S	Opponent	Score	Team's RPI: 239
34	A Michigan	41 109	49	A West Virginia	49 95	99	A Cornell	55 67	155	A Cincinnati	56 66	
									170	A Brown	78 83	
									227	A Robert Morris	42 59	
									228	A UMES	72 71	
									275	A N.C. A&T	55 63	
									281	H Vermont	64 57	
									291	H Savannah St.	55 49	
									294	H Coppin St.	66 58	
									312	A NJIT	55 70	
									318	H Ill.-Chicago	63 70	
									321	A St. Francis Brooklyn	78 63	
									325	H Mt. St. Mary's	95 62	
									340	H South Carolina St.	75 57	
									341	A N.C. Central	73 50	
									344	A Fairleigh Dickinson	71 68	
									346	H Florida A&M	72 58	
LAST 12 Division I GAMES:												
340	H South Carolina St.	75 57	346	H Florida A&M	72 58							
291	H Savannah St.	55 49	281	H Vermont	64 57							
341	A N.C. Central	73 50	344	A Fairleigh Dickinson	71 68							
275	A N.C. A&T	55 63	318	H Ill.-Chicago	63 70							
294	H Coppin St.	66 58	312	A NJIT	55 70							
228	A UMES	72 71	325	H Mt. St. Mary's	95 62							

Non-Div I Games:

Howard

■ Loss,
 ■ Non-Conf, S Site,
 ■ Home
 ■ Away
 N Neutral

Average RPI Win:	190	WON-LOST	WINNING	LAST 10	STRENGTH OF	OPP. STRENGTH	TEAM	ADJ.	CONF.	ADJ CONF.
Average RPI Loss:	76	RECORD	PCT. RANK	GAMES	SCHEDULE	OF SCHEDULE	RPI	RPI	RPI	RPI
DIV. I ONLY	15- 6	62	7- 3	124	143	65	65	11	11	
DIV. I NON-CONF.	8- 3	67	1- 0	110	136	71	71	9	9	
TOTALS	RPI 1-25	RPI 26-50	W-L RECORDS	RPI 51-100	RPI 101-150	RPI 150+				
15- 6	0- 0	1- 2	OVERALL	3- 3	2- 0	9- 1				
8- 2	0- 0	1- 1	HOME	1- 1	1- 0	5- 0				
7- 4	0- 0	0- 1	AWAY	2- 2	1- 0	4- 1				
0- 0	0- 0	0- 0	NEUTRAL	0- 0	0- 0	0- 0				
8- 3	0- 0	1- 1	NON-CONFERENCE	1- 2	1- 0	5- 0				
3- 2	0- 0	1- 1	HOME	0- 1	0- 0	2- 0				
5- 1	0- 0	0- 0	AWAY	1- 1	1- 0	3- 0				
0- 0	0- 0	0- 0	NEUTRAL	0- 0	0- 0	0- 0				
7- 3	0- 0	0- 1	CONFERENCE	2- 1	1- 0	4- 1				
5- 0	0- 0	0- 0	HOME	1- 0	1- 0	3- 0				
2- 3	0- 0	0- 1	AWAY	1- 1	0- 0	1- 1				
0- 0	0- 0	0- 0	NEUTRAL	0- 0	0- 0	0- 0				

RPI 1-25			RPI 26-50			RPI 51-100			Team's RPI: 65			RPI 101+			
RPI	S	Opponent	Score	RPI	S	Opponent	Score	RPI	S	Opponent	Score	RPI	S	Opponent	Score
				31	H	Missouri	73 45	60	H	Ohio	65 71	118	A	VCU	71 62
				40	A	South Dakota St.	49 68	66	A	South Dakota	62 75	148	H	Oral Roberts	53 41
				50	H	UNI	62 69	77	A	Belmont	72 78	160	A	Omaha	44 64
								90	A	Western Ill.	76 72	160	H	Omaha	79 47
								90	H	Western Ill.	66 52	182	A	Indiana St.	45 35
								96	A	Purdue	67 62	212	A	Miami (OH)	65 53
												253	H	Ga. Southern	83 57
												257	H	Tennessee Tech	77 63
												276	H	North Dakota St.	71 58
												296	H	Denver	71 49
												316	A	Fort Wayne	62 48
												318	A	Ill.-Chicago	67 57
LAST 12 Division I GAMES:															
				160	H	Omaha	79 47	40	A	South Dakota St.	49 68				
				316	A	Fort Wayne	62 48	66	A	South Dakota	62 75				
				90	A	Western Ill.	76 72	160	A	Omaha	44 64				
				276	H	North Dakota St.	71 58	90	H	Western Ill.	66 52				
				148	H	Oral Roberts	53 41	96	A	Purdue	67 62				
				296	H	Denver	71 49	77	A	Belmont	72 78				

Non-Div I Games: Oakland City 95 62 Ind.-Northwest 89 36

IUPUI

Loss, Non-Conf, S Site, H Home A Away N Neutral

Idaho

Through Games Of Feb. 3, 2017

Average RPI Win:	261	WON-LOST	WINNING	LAST 10	STRENGTH OF	OPP. STRENGTH	TEAM	ADJ.	CONF.	ADJ CONF.
Average RPI Loss:	86	RECORD	PCT. RANK	GAMES	SCHEDULE	OF SCHEDULE	RPI	RPI	RPI	RPI
DIV. I ONLY	9- 10	195	6- 4	152	160	144	144	18	18	
DIV. I NON-CONF.	3- 6	230	0- 1	16	77	81	81	18	18	
TOTALS	RPI 1-25	RPI 26-50	W-L RECORDS	RPI 51-100	RPI 101-150	RPI 150+				
9- 10	0- 2	0- 2	OVERALL	1- 3	0- 1	8- 2				
2- 2	0- 0	0- 0	HOME	0- 1	0- 0	2- 1				
7- 5	0- 0	0- 0	AWAY	1- 0	0- 0	6- 0				
0- 3	0- 1	0- 1	NEUTRAL	0- 1	0- 0	0- 0				
3- 6	0- 2	0- 2	NON-CONFERENCE	1- 1	0- 0	2- 1				
0- 0	0- 0	0- 0	HOME	0- 0	0- 0	0- 0				
3- 3	0- 1	0- 1	AWAY	1- 0	0- 0	2- 1				
0- 3	0- 1	0- 1	NEUTRAL	0- 1	0- 0	0- 0				
6- 4	0- 0	0- 0	CONFERENCE	0- 2	0- 1	6- 1				
2- 2	0- 0	0- 0	HOME	0- 1	0- 0	2- 1				
4- 2	0- 0	0- 0	AWAY	0- 1	0- 1	4- 0				
0- 0	0- 0	0- 0	NEUTRAL	0- 0	0- 0	0- 0				

RPI 1-25				RPI 26-50				RPI 51-100				RPI 101+ Team's RPI: 144			
RPI	S	Opponent	Score	RPI	S	Opponent	Score	RPI	S	Opponent	Score	RPI	S	Opponent	Score
6	N	Oregon St.	49 60	38	A	Oregon	70 73	61	A	Montana St.	64 80	149	A	Eastern Wash.	57 67
8	A	Washington	53 105	50	N	UNI	74 76	61	H	Montana St.	61 66	198	H	Idaho St.	60 67
								76	N	UNLV	61 73	213	A	Grand Canyon	60 64
								93	A	Wyoming	74 71	222	A	Seattle U	68 64
												242	A	Portland St.	72 66
												244	H	Weber St.	95 77
												265	A	Southern Utah	85 68
												284	A	Northern Ariz.	91 80
												332	A	Montana	86 59
												332	H	Montana	75 50
												338	A	Cal St. Fullerton	88 86
LAST 12 Division I GAMES:															
242	A	Portland St.	72 66	244	H	Weber St.	95 77	61	A	Montana St.	64 80				
332	H	Montana	75 50	332	A	Montana	86 59	149	A	Eastern Wash.	57 67				
61	H	Montana St.	61 66	38	A	Oregon	70 73	93	A	Wyoming	74 71				
284	A	Northern Ariz.	91 80												
265	A	Southern Utah	85 68												
198	H	Idaho St.	60 67												

Non-Div I Games: Lewis-Clark St. 85 49 Central Wash. 79 45

Idaho

Loss, Non-Conf, S Site, H Home A Away N Neutral

Average RPI Win:	252	WON-LOST	WINNING	LAST 10	STRENGTH OF	OPP. STRENGTH	TEAM	ADJ.	CONF.	ADJ CONF.
Average RPI Loss:	126	RECORD	PCT. RANK	GAMES	SCHEDULE	OF SCHEDULE	RPI	RPI	RPI	RPI
DIV. I ONLY	10- 9	148	6- 4	273	161	198	198	18	18	
DIV. I NON-CONF.	5- 5	165	2- 0	318	78	205	205	18	18	
TOTALS	RPI 1-25	RPI 26-50	W-L RECORDS	RPI 51-100	RPI 101-150	RPI 150+				
10- 9	0- 1	0- 1	OVERALL	1- 1	1- 3	8- 3				
6- 2	0- 0	0- 0	HOME	1- 0	0- 1	5- 1				
3- 6	0- 0	0- 0	AWAY	0- 0	1- 0	2- 0				
1- 1	0- 0	0- 1	NEUTRAL	0- 0	0- 0	1- 0				
5- 5	0- 1	0- 1	NON-CONFERENCE	0- 1	0- 1	5- 1				
3- 0	0- 0	0- 0	HOME	0- 0	0- 0	3- 0				
1- 4	0- 1	0- 0	AWAY	0- 1	0- 1	1- 1				
1- 1	0- 0	0- 1	NEUTRAL	0- 0	0- 0	1- 0				
5- 4	0- 0	0- 0	CONFERENCE	1- 0	1- 2	3- 2				
3- 2	0- 0	0- 0	HOME	1- 0	0- 1	2- 1				
2- 2	0- 0	0- 0	AWAY	0- 0	1- 1	1- 1				
0- 0	0- 0	0- 0	NEUTRAL	0- 0	0- 0	0- 0				

RPI 1-25				RPI 26-50				RPI 51-100				RPI 101+ Team's RPI: 198			
RPI	S	Opponent	Score	RPI	S	Opponent	Score	RPI	S	Opponent	Score	RPI	S	Opponent	Score
6	A	Oregon St.	38 61	44	N	James Madison	53 83	61	H	Montana St.	67 59	101	H	Northern Colo.	62 77
								78	A	Colorado	56 85	144	A	Idaho	67 60
												147	A	Santa Clara	78 82
												149	A	Eastern Wash.	41 58
												154	H	North Dakota	62 65
												206	A	Wisconsin	42 35
												210	A	Utah St.	56 69
												244	A	Weber St.	43 50
												244	H	Weber St.	57 52
												284	A	Northern Ariz.	64 51
												292	N	Davidson	70 58
												296	H	Denver	65 64
												327	H	UC Irvine	65 54
												330	H	Utah Valley	61 56
												332	H	Montana	61 43
LAST 12 Division I GAMES:															
284	A	Northern Ariz.	64 51	244	A	Weber St.	43 50								
244	H	Weber St.	57 52	61	H	Montana St.	67 59								
154	H	North Dakota	62 65	332	H	Montana	61 43								
101	H	Northern Colo.	62 77	330	H	Utah Valley	61 56								
144	A	Idaho	67 60	296	H	Denver	65 64								
149	A	Eastern Wash.	41 58	206	A	Wisconsin	42 35								

Non-Div I Games: Montana Tech 77 55

Idaho St.

■ Loss,
 ■ Non-Conf, S Site,
 ■ Home
 ■ Away
 N Neutral

Average RPI Win: 281		WON-LOST	WINNING	LAST 10	STRENGTH OF	OPP. STRENGTH	TEAM	ADJ.	CONF.	ADJ CONF.
Average RPI Loss: 166		RECORD	PCT. RANK	GAMES	SCHEDULE	OF SCHEDULE	RPI	RPI	RPI	RPI
DIV. I ONLY		2- 18	337	1- 9	147	271	318	318	20	20
DIV. I NON-CONF.		1- 8	314	0- 1	142	239	292	292	20	20
TOTALS		RPI 1-25	RPI 26-50	W-L RECORDS	RPI 51-100	RPI 101-150	RPI 150+			
2- 18	0- 0		0- 2	OVERALL	0- 4	0- 1	2- 11			
1- 9	0- 0		0- 1	HOME	0- 1	0- 1	1- 6			
1- 9	0- 0		0- 1	AWAY	0- 3	0- 0	1- 5			
0- 0	0- 0		0- 0	NEUTRAL	0- 0	0- 0	0- 0			
1- 8	0- 0		0- 1	NON-CONFERENCE	0- 4	0- 0	1- 3			
0- 4	0- 0		0- 0	HOME	0- 1	0- 0	0- 3			
1- 4	0- 0		0- 1	AWAY	0- 3	0- 0	1- 0			
0- 0	0- 0		0- 0	NEUTRAL	0- 0	0- 0	0- 0			
1- 10	0- 0		0- 1	CONFERENCE	0- 0	0- 1	1- 8			
1- 5	0- 0		0- 1	HOME	0- 0	0- 1	1- 3			
0- 5	0- 0		0- 0	AWAY	0- 0	0- 0	0- 5			
0- 0	0- 0		0- 0	NEUTRAL	0- 0	0- 0	0- 0			

RPI 1-25				RPI 26-50				RPI 51-100				RPI 101+				Team's RPI: 318	
RPI	S	Opponent	Score	RPI	S	Opponent	Score	RPI	S	Opponent	Score	RPI	S	Opponent	Score		
				32	H	Green Bay	65 79	63	A	Virginia	39 76	136	H	Wright St.	54 73		
				41	A	Northwestern	44 88	65	H	IUPUI	57 67	158	A	Detroit	76 98		
								79	A	Central Mich.	55 77	163	A	Milwaukee	55 83		
								88	A	Toledo	51 79	163	H	Milwaukee	65 88		
												174	A	Oakland	58 81		
												192	A	Cleveland St.	59 77		
												192	H	Cleveland St.	59 63		
												233	H	Bradley	56 65		
												239	A	Howard	70 63		
												261	H	Northern Ky.	37 58		
												316	H	Fort Wayne	55 61		
												317	H	Illinois St.	52 59		
												319	A	Youngstown St.	54 70		
												322	H	Valparaiso	74 60		
LAST 12 Division I GAMES:																	
				192	H	Cleveland St.	59 63	319	A	Youngstown St.	54 70						
				322	H	Valparaiso	74 60	32	H	Green Bay	65 79						
				261	H	Northern Ky.	37 58	163	H	Milwaukee	65 88						
				136	H	Wright St.	54 73	158	A	Detroit	76 98						
				163	A	Milwaukee	55 83	174	A	Oakland	58 81						
				192	A	Cleveland St.	59 77	233	H	Bradley	56 65						

Non-Div I Games:	Lake Forest	84	48	Robert Morris (IL)	106	58
------------------	-------------	----	----	--------------------	-----	----

Ill.-Chicago

Loss, Non-Conf, S Site, H Home A Away N Neutral

Average RPI Win:	195	WON-LOST	WINNING	LAST 10	STRENGTH OF	OPP. STRENGTH	TEAM	ADJ.	CONF.	ADJ CONF.
Average RPI Loss:	80	RECORD	PCT. RANK	GAMES	SCHEDULE	OF SCHEDULE	RPI	RPI	RPI	RPI
DIV. I ONLY	8- 15	258	3- 7	48	93	183	183	6	6	
DIV. I NON-CONF.	5- 8	218	0- 2	66	273	202	202	6	6	
TOTALS	RPI 1-25	RPI 26-50	W-L RECORDS	RPI 51-100	RPI 101-150	RPI 150+				
8- 15	0- 1	0- 3	OVERALL	2- 8	1- 1	5- 2				
8- 6	0- 1	0- 1	HOME	2- 1	1- 1	5- 2				
0- 9	0- 0	0- 2	AWAY	0- 7	0- 0	0- 0				
0- 0	0- 0	0- 0	NEUTRAL	0- 0	0- 0	0- 0				
5- 8	0- 0	0- 0	NON-CONFERENCE	1- 5	1- 1	3- 2				
5- 4	0- 0	0- 0	HOME	1- 1	1- 1	3- 2				
0- 4	0- 0	0- 0	AWAY	0- 4	0- 0	0- 0				
0- 0	0- 0	0- 0	NEUTRAL	0- 0	0- 0	0- 0				
3- 7	0- 1	0- 3	CONFERENCE	1- 3	0- 0	2- 0				
3- 2	0- 1	0- 1	HOME	1- 0	0- 0	2- 0				
0- 5	0- 0	0- 2	AWAY	0- 3	0- 0	0- 0				
0- 0	0- 0	0- 0	NEUTRAL	0- 0	0- 0	0- 0				

RPI	S	Opponent	Score	RPI	S	Opponent	Score	RPI	S	Opponent	Score	RPI	S	Opponent	Score	Team's RPI: 183
18	H	Maryland	49 94	27	A	Ohio St.	64 88	53	A	Iowa	58 78	115	H	Mercer	33 51	
				34	H	Michigan	70 86	53	H	Iowa	70 65	136	H	Wright St.	76 72	
				47	A	Michigan St.	47 71	56	A	Minnesota	50 78	164	H	Nebraska	79 59	
								60	A	Ohio	68 80	187	H	Rutgers	78 41	
								62	H	Wake Forest	70 79	188	H	Memphis	54 64	
								66	A	South Dakota	68 77	234	H	Marshall	53 55	
								68	A	George Washington	56 72	307	H	USC Upstate	77 57	
								79	A	Central Mich.	51 82	313	H	Ark.-Pine Bluff	70 58	
								87	H	FGCU	82 73	316	H	Fort Wayne	56 33	
								98	A	Penn St.	66 82					
LAST 12 Division I GAMES:																
34	H	Michigan	70 86	53	A	Iowa	58 78									
98	A	Penn St.	66 82	187	H	Rutgers	78 41									
18	H	Maryland	49 94	47	A	Michigan St.	47 71									
27	A	Ohio St.	64 88	53	H	Iowa	70 65									
56	A	Minnesota	50 78	60	A	Ohio	68 80									
164	H	Nebraska	79 59	79	A	Central Mich.	51 82									

Non-Div I Games:

Illinois

Average RPI Win:	290	WON-LOST	WINNING	LAST 10	STRENGTH OF	OPP. STRENGTH	TEAM	ADJ.	CONF.	ADJ CONF.
Average RPI Loss:	147	RECORD	PCT. RANK	GAMES	SCHEDULE	OF SCHEDULE	RPI	RPI	RPI	RPI
DIV. I ONLY	5- 16	301	2- 8	250	177	317	317	16	16	
DIV. I NON-CONF.	3- 8	262	0- 2	274	184	304	304	14	14	
TOTALS	RPI 1-25	RPI 26-50	W-L RECORDS	RPI 51-100	RPI 101-150	RPI 150+				
5- 16	0- 0	0- 3	OVERALL	0- 2	0- 2	5- 9				
4- 8	0- 0	0- 2	HOME	0- 0	0- 2	4- 4				
1- 8	0- 0	0- 1	AWAY	0- 2	0- 0	1- 5				
0- 0	0- 0	0- 0	NEUTRAL	0- 0	0- 0	0- 0				
3- 8	0- 0	0- 1	NON-CONFERENCE	0- 2	0- 2	3- 3				
2- 4	0- 0	0- 0	HOME	0- 0	0- 2	2- 2				
1- 4	0- 0	0- 1	AWAY	0- 2	0- 0	1- 1				
0- 0	0- 0	0- 0	NEUTRAL	0- 0	0- 0	0- 0				
2- 8	0- 0	0- 2	CONFERENCE	0- 0	0- 0	2- 6				
2- 4	0- 0	0- 2	HOME	0- 0	0- 0	2- 2				
0- 4	0- 0	0- 0	AWAY	0- 0	0- 0	0- 4				
0- 0	0- 0	0- 0	NEUTRAL	0- 0	0- 0	0- 0				

RPI S	Opponent	Score	RPI S	Opponent	Score	RPI S	Opponent	Score	RPI S	Opponent	Score	Team's RPI: 317
29	H Drake	36 87	85	A Northern Ill.	66 108	145	H Yale	45 59				
30	A Arizona St.	40 76	90	A Western Ill.	50 80	146	H George Mason	46 72				
50	H UNI	40 78				162	A Missouri St.	60 65				
						163	H Milwaukee	60 68				
						168	A Wichita St.	45 67				
						182	A Indiana St.	49 63				
						182	H Indiana St.	47 65				
						201	H Southern Ill.	56 63				
						206	H Wisconsin	46 64				
						209	A SIUE	80 92				
						233	H Bradley	71 63				
						274	H Evansville	71 58				
						304	H Eastern Ill.	60 49				
						310	A Loyola Chicago	61 64				
						318	A Ill.-Chicago	59 52				
						322	H Valparaiso	77 56				
LAST 12 Division I GAMES:												
182	H Indiana St.	47 65	50	H UNI	40 78							
201	H Southern Ill.	56 63	182	A Indiana St.	49 63							
274	H Evansville	71 58	310	A Loyola Chicago	61 64							
168	A Wichita St.	45 67	233	H Bradley	71 63							
162	A Missouri St.	60 65	209	A SIUE	80 92							
29	H Drake	36 87	90	A Western Ill.	50 80							

Non-Div I Games:

Illinois St.

Average RPI Win:	329	WON-LOST	WINNING	LAST 10	STRENGTH OF	OPP. STRENGTH	TEAM	ADJ.	CONF.	ADJ CONF.
Average RPI Loss:	203	RECORD	PCT. RANK	GAMES	SCHEDULE	OF SCHEDULE	RPI	RPI	RPI	RPI
DIV. I ONLY	4- 16	314	3- 7	333	318	335	335	27	27	
DIV. I NON-CONF.	0- 9	335	0- 0	332	256	349	349	27	27	
TOTALS	RPI 1-25	RPI 26-50	W-L RECORDS	RPI 51-100	RPI 101-150	RPI 150+				
4- 16	0- 0	0- 0	OVERALL	0- 0	0- 5	4- 11				
2- 6	0- 0	0- 0	HOME	0- 0	0- 2	2- 4				
2- 8	0- 0	0- 0	AWAY	0- 0	0- 0	2- 0				
0- 2	0- 0	0- 0	NEUTRAL	0- 0	0- 0	0- 2				
0- 9	0- 0	0- 0	NON-CONFERENCE	0- 0	0- 1	0- 8				
0- 2	0- 0	0- 0	HOME	0- 0	0- 0	0- 2				
0- 5	0- 0	0- 0	AWAY	0- 0	0- 1	0- 4				
0- 2	0- 0	0- 0	NEUTRAL	0- 0	0- 0	0- 2				
4- 7	0- 0	0- 0	CONFERENCE	0- 0	0- 4	4- 3				
2- 4	0- 0	0- 0	HOME	0- 0	0- 2	2- 2				
2- 3	0- 0	0- 0	AWAY	0- 0	0- 2	2- 1				
0- 0	0- 0	0- 0	NEUTRAL	0- 0	0- 0	0- 0				

RPI 1-25				RPI 26-50				RPI 51-100				RPI 101+				Team's RPI: 335	
RPI	S	Opponent	Score	RPI	S	Opponent	Score	RPI	S	Opponent	Score	RPI	S	Opponent	Score		
												102	H	SFA	75	94	
												113	A	Central Ark.	50	63	
												114	H	Abilene Christian	66	75	
												132	A	Lamar University	54	83	
												143	A	TCU	40	88	
												152	H	Rice	43	60	
												168	A	Wichita St.	63	73	
												193	H	New Orleans	67	71	
												208	A	Texas St.	50	67	
												210	N	Utah St.	46	79	
												216	A	North Texas	61	84	
												249	N	Murray St.	68	72	
												259	H	Eastern Mich.	47	66	
												305	A	Nicholls St.	78	52	
												320	H	Northwestern St.	74	76	
												332	A	Montana	56	61	
												336	A	Southeastern La.	85	76	
												336	H	Southeastern La.	96	56	
												339	A	Houston Baptist	51	68	
												339	H	Houston Baptist	69	54	
LAST 12 Division I GAMES:																	
				339	H	Houston Baptist	69	54	132	A	Lamar University	54	83				
				113	A	Central Ark.	50	63	193	H	New Orleans	67	71				
				114	H	Abilene Christian	66	75	320	H	Northwestern St.	74	76				
				102	H	SFA	75	94	336	A	Southeastern La.	85	76				
				336	H	Southeastern La.	96	56	305	A	Nicholls St.	78	52				
				339	A	Houston Baptist	51	68	168	A	Wichita St.	63	73				

Non-Div I Games: LSU-Alexandria 106 79 Tex. A&M-Kingsville 79 66

Incarnate Word

■ Loss, ■ Non-Conf, S Site, H Home A Away N Neutral

Indiana

I
n
d
i
a
n
a

Indiana

Page 123

Average RPI Win:	233	WON-LOST	WINNING	LAST 10	STRENGTH OF	OPP. STRENGTH	TEAM	ADJ.	CONF.	ADJ CONF.
Average RPI Loss:	149	RECORD	PCT. RANK	GAMES	SCHEDULE	OF SCHEDULE	RPI	RPI	RPI	RPI
DIV. I ONLY	11- 10	154	5- 5	293	140	182	182	16	16	
DIV. I NON-CONF.	6- 5	148	1- 1	287	110	161	161	14	14	
TOTALS	RPI 1-25	RPI 26-50	W-L RECORDS	RPI 51-100	RPI 101-150	RPI 150+				
11- 10	0- 0	0- 3	OVERALL	0- 1	2- 0	9- 6				
4- 3	0- 0	0- 0	HOME	0- 1	1- 0	3- 2				
7- 7	0- 0	0- 3	AWAY	0- 0	1- 0	6- 4				
0- 0	0- 0	0- 0	NEUTRAL	0- 0	0- 0	0- 0				
6- 5	0- 0	0- 1	NON-CONFERENCE	0- 1	2- 0	4- 3				
2- 1	0- 0	0- 0	HOME	0- 1	1- 0	1- 0				
4- 4	0- 0	0- 1	AWAY	0- 0	1- 0	3- 3				
0- 0	0- 0	0- 0	NEUTRAL	0- 0	0- 0	0- 0				
5- 5	0- 0	0- 2	CONFERENCE	0- 0	0- 0	5- 3				
2- 2	0- 0	0- 0	HOME	0- 0	0- 0	2- 2				
3- 3	0- 0	0- 2	AWAY	0- 0	0- 0	3- 1				
0- 0	0- 0	0- 0	NEUTRAL	0- 0	0- 0	0- 0				

RPI S	Opponent	Score	RPI S	Opponent	Score	RPI S	Opponent	Score	RPI S	Opponent	Score	Team's RPI: 182
29	A Drake	62 76	65	H IUPUI	35 45	110	A Saint Louis	70 67				
31	A Missouri	48 77				139	H Tulsa	72 68				
50	A UNI	47 59				155	A Cincinnati	63 55				
						160	A Omaha	45 72				
						162	H Missouri St.	46 49				
						168	H Wichita St.	42 56				
						201	A Southern Ill.	68 53				
						212	A Miami (OH)	62 54				
						225	A Butler	48 66				
						233	H Bradley	58 51				
						261	H Northern Ky.	58 38				
						274	A Evansville	41 57				
						304	A Eastern Ill.	88 61				
						310	A Loyola Chicago	48 38				
						317	A Illinois St.	65 47				
						317	H Illinois St.	63 49				
						328	A Fla. Atlantic	67 70				
LAST 12 Division I GAMES:												
317	A Illinois St.	65 47	317	H Illinois St.	63 49							
162	H Missouri St.	46 49	233	H Bradley	58 51							
168	H Wichita St.	42 56	201	A Southern Ill.	68 53							
29	A Drake	62 76	274	A Evansville	41 57							
50	A UNI	47 59	139	H Tulsa	72 68							
310	A Loyola Chicago	48 38	225	A Butler	48 66							

Non-Div I Games:

Indiana St.

Average RPI Win: 212	WON-LOST	WINNING	LAST 10	STRENGTH OF	OPP. STRENGTH	TEAM	ADJ.	CONF.	ADJ CONF.
Average RPI Loss: 159	RECORD	PCT. RANK	GAMES	SCHEDULE	OF SCHEDULE	RPI	RPI	RPI	RPI
DIV. I ONLY	14- 8	102	7- 3	240	187	151	151	17	17
DIV. I NON-CONF.	5- 4	143	0- 1	165	172	152	152	17	17
TOTALS	RPI 1-25	RPI 26-50	W-L RECORDS	RPI 51-100	RPI 101-150	RPI 150+			
14- 8	0- 0	0- 0	OVERALL	1- 1	3- 3	10- 4			
9- 3	0- 0	0- 0	HOME	1- 0	2- 1	6- 2			
5- 5	0- 0	0- 0	AWAY	0- 1	1- 2	4- 2			
0- 0	0- 0	0- 0	NEUTRAL	0- 0	0- 0	0- 0			
5- 4	0- 0	0- 0	NON-CONFERENCE	0- 1	3- 2	2- 1			
4- 1	0- 0	0- 0	HOME	0- 0	2- 1	2- 0			
1- 3	0- 0	0- 0	AWAY	0- 1	1- 1	0- 1			
0- 0	0- 0	0- 0	NEUTRAL	0- 0	0- 0	0- 0			
9- 4	0- 0	0- 0	CONFERENCE	1- 0	0- 1	8- 3			
5- 2	0- 0	0- 0	HOME	1- 0	0- 0	4- 2			
4- 2	0- 0	0- 0	AWAY	0- 0	0- 1	4- 1			
0- 0	0- 0	0- 0	NEUTRAL	0- 0	0- 0	0- 0			

RPI 1-25				RPI 26-50				RPI 51-100				RPI 101+				Team's RPI: 151	
RPI	S	Opponent	Score	RPI	S	Opponent	Score	RPI	S	Opponent	Score	RPI	S	Opponent	Score		
								54	H	Quinnipiac	58 44	106	A	Navy	68	73	
								98	A	Penn St.	67 80						
												115	H	Duquesne	58	61	
												118	A	VCU	59	57	
												121	H	Fordham	55	46	
												130	A	Rider	65	85	
												137	H	Saint Joseph's	58	57	
												172	A	Fairfield	59	68	
												196	H	Siena	46	58	
												216	A	North Texas	55	66	
												223	A	Niagara	65	55	
												223	H	Niagara	68	61	
												235	H	Monmouth	60	54	
												236	A	Marist	48	37	
												236	H	Marist	62	68	
												238	H	Canisius	55	52	
												243	H	Stony Brook	57	46	
												251	A	Manhattan	76	62	
												251	H	Manhattan	70	53	
												311	A	Saint Peter's	66	58	
												321	H	St. Francis Brooklyn	62	46	
LAST 12 Division I GAMES:																	
				223	A	Niagara	65 55					223	H	Niagara	68 61		
				54	H	Quinnipiac	58 44					196	H	Siena	46 58		
				236	A	Marist	48 37					311	A	Saint Peter's	66 58		
				235	H	Monmouth	60 54					130	A	Rider	65 85		
				251	A	Manhattan	76 62					238	H	Canisius	55 52		
				236	H	Marist	62 68					98	A	Penn St.	67 80		

Non-Div I Games:

Iona

■ Loss,
■ Non-Conf,
■ S Site,
■ H Home
■ A Away
N Neutral

Average RPI Win:	144	WON-LOST	WINNING	LAST 10	STRENGTH OF	OPP. STRENGTH	TEAM	ADJ.	CONF.	ADJ CONF.
Average RPI Loss:	50	RECORD	PCT. RANK	GAMES	SCHEDULE	OF SCHEDULE	RPI	RPI	RPI	RPI
DIV. I ONLY	14- 8	102	6- 4	35	43	53	53	6	6	
DIV. I NON-CONF.	9- 4	85	2- 1	7	60	32	32	6	6	
TOTALS	RPI 1-25	RPI 26-50	W-L RECORDS	RPI 51-100	RPI 101-150	RPI 150+				
14- 8	0- 4	2- 2	OVERALL	2- 1	3- 0	7- 1				
11- 3	0- 2	1- 1	HOME	2- 0	3- 0	5- 0				
2- 4	0- 1	0- 1	AWAY	0- 1	0- 0	2- 1				
1- 1	0- 1	1- 0	NEUTRAL	0- 0	0- 0	0- 0				
9- 4	0- 2	2- 2	NON-CONFERENCE	1- 0	3- 0	3- 0				
7- 2	0- 1	1- 1	HOME	1- 0	3- 0	2- 0				
1- 1	0- 0	0- 1	AWAY	0- 0	0- 0	1- 0				
1- 1	0- 1	1- 0	NEUTRAL	0- 0	0- 0	0- 0				
5- 4	0- 2	0- 0	CONFERENCE	1- 1	0- 0	4- 1				
4- 1	0- 1	0- 0	HOME	1- 0	0- 0	3- 0				
1- 3	0- 1	0- 0	AWAY	0- 1	0- 0	1- 1				
0- 0	0- 0	0- 0	NEUTRAL	0- 0	0- 0	0- 0				

RPI	S	Opponent	Score	RPI	S	Opponent	Score	RPI	S	Opponent	Score	RPI	S	Opponent	Score
2	H	Notre Dame	58 73	29	A	Drake	76 81	56	H	Minnesota	80 65	112	H	Kent St.	83 48
13	N	UCLA	65 78	40	H	South Dakota St.	64 66	89	H	Iowa St.	88 76	141	H	Hampton	84 51
18	A	Maryland	81 100	44	N	James Madison	90 75	98	A	Penn St.	58 71	148	H	Oral Roberts	96 76
18	H	Maryland	82 98	50	H	UNI	88 39					154	A	North Dakota	75 60
												164	H	Nebraska	75 72
												183	A	Illinois	65 70
												183	H	Illinois	78 58
												187	A	Rutgers	71 59
												187	H	Rutgers	71 57
												227	H	Robert Morris	81 60
												278	H	Massachusetts	71 30
LAST 12 Division I GAMES:															
187	H	Rutgers	71 57	98	A	Penn St.	58 71	164	H	Nebraska	75 72	183	A	Illinois	65 70
18	A	Maryland	81 100	29	A	Drake	76 81	112	H	Kent St.	83 48	227	H	Robert Morris	81 60
56	H	Minnesota	80 65	227	H	Robert Morris	81 60								
187	A	Rutgers	71 59												
18	H	Maryland	82 98												
183	H	Illinois	78 58												

Non-Div I Games:

Iowa

Average RPI Win: 171		WON-LOST	WINNING	LAST 10	STRENGTH OF	OPP. STRENGTH	TEAM	ADJ.	CONF.	ADJ CONF.
Average RPI Loss: 37		RECORD	PCT. RANK	GAMES	SCHEDULE	OF SCHEDULE	RPI	RPI	RPI	RPI
DIV. I ONLY		12- 10	141	3- 7	25	51	89	89	4	4
DIV. I NON-CONF.		9- 2	37	1- 0	67	235	54	54	3	3
TOTALS		RPI 1-25	RPI 26-50		W-L RECORDS		RPI 51-100	RPI 101-150	RPI 150+	
12- 10	1- 6	2- 1		OVERALL		1- 2	2- 1	6- 0		
12- 4	1- 4	2- 0		HOME		1- 0	2- 0	6- 0		
0- 6	0- 2	0- 1		AWAY		0- 2	0- 1	0- 0		
0- 0	0- 0	0- 0		NEUTRAL		0- 0	0- 0	0- 0		
9- 2	0- 1	2- 0		NON-CONFERENCE		1- 1	0- 0	6- 0		
9- 1	0- 1	2- 0		HOME		1- 0	0- 0	6- 0		
0- 1	0- 0	0- 0		AWAY		0- 1	0- 0	0- 0		
0- 0	0- 0	0- 0		NEUTRAL		0- 0	0- 0	0- 0		
3- 8	1- 5	0- 1		CONFERENCE		0- 1	2- 1	0- 0		
3- 3	1- 3	0- 0		HOME		0- 0	2- 0	0- 0		
0- 5	0- 2	0- 1		AWAY		0- 1	0- 1	0- 0		
0- 0	0- 0	0- 0		NEUTRAL		0- 0	0- 0	0- 0		

RPI	S	Opponent	Score	RPI	S	Opponent	Score	RPI	S	Opponent	Score	RPI	S	Opponent	Score
4	H	Mississippi St.	81 85	29	H	Drake	75 67	53	A	Iowa	76 88	138	H	Kansas	87 58
5	A	Baylor	42 68	46	A	Oklahoma St.	59 71	59	A	Texas Tech	66 75	143	A	TCU	75 80
5	H	Baylor	52 83	50	H	UNI	76 68	85	H	Northern Ill.	97 89	143	H	TCU	72 69
10	H	Texas	68 75									193	H	New Orleans	100 63
17	H	Kansas St.	75 69									203	H	Sacred Heart	76 56
22	A	Oklahoma	63 78									237	H	UC Santa Barbara	77 60
22	H	Oklahoma	57 67									291	H	Savannah St.	74 51
												323	H	Arkansas St.	105 53
												342	H	Delaware St.	88 57
LAST 12 Division I GAMES:															
5	H	Baylor	52 83	22	H	Oklahoma	57 67								
143	H	TCU	72 69	138	H	Kansas	87 58								
22	A	Oklahoma	63 78	59	A	Texas Tech	66 75								
17	H	Kansas St.	75 69	10	H	Texas	68 75								
5	A	Baylor	42 68	46	A	Oklahoma St.	59 71								
143	A	TCU	75 80	203	H	Sacred Heart	76 56								

Non-Div I Games:

Iowa St.

■ Loss,
 ■ Non-Conf, S Site,
 ■ Home
 ■ Away
 N Neutral

Average RPI Win:	302	WON-LOST	WINNING	LAST 10	STRENGTH OF	OPP. STRENGTH	TEAM	ADJ.	CONF.	ADJ CONF.
Average RPI Loss:	261	RECORD	PCT. RANK	GAMES	SCHEDULE	OF SCHEDULE	RPI	RPI	RPI	RPI
DIV. I ONLY	3- 12	314	1- 8	348	348	347	347	30	30	
DIV. I NON-CONF.	2- 4	230	1- 1	344	347	328	328	30	30	
TOTALS	RPI 1-25	RPI 26-50	W-L RECORDS	RPI 51-100	RPI 101-150	RPI 150+				
3- 12	0- 0	0- 0	OVERALL	0- 0	0- 1	3- 11				
1- 4	0- 0	0- 0	HOME	0- 0	0- 0	1- 4				
1- 8	0- 0	0- 0	AWAY	0- 0	0- 0	1- 2				
1- 0	0- 0	0- 0	NEUTRAL	0- 0	0- 0	1- 0				
2- 4	0- 0	0- 0	NON-CONFERENCE	0- 0	0- 1	2- 3				
1- 0	0- 0	0- 0	HOME	0- 0	0- 0	1- 0				
0- 4	0- 0	0- 0	AWAY	0- 0	0- 1	0- 3				
1- 0	0- 0	0- 0	NEUTRAL	0- 0	0- 0	1- 0				
1- 8	0- 0	0- 0	CONFERENCE	0- 0	0- 0	1- 8				
0- 4	0- 0	0- 0	HOME	0- 0	0- 0	0- 4				
1- 4	0- 0	0- 0	AWAY	0- 0	0- 0	1- 4				
0- 0	0- 0	0- 0	NEUTRAL	0- 0	0- 0	0- 0				

RPI 1-25			RPI 26-50			RPI 51-100			RPI 101+			Team's RPI: 347
RPI	S	Opponent	Score	RPI	S	Opponent	Score	RPI	S	Opponent	Score	
								103	A	Ole Miss	41	89
								199	A	Alabama St.	64	73
								211	A	Texas Southern	52	62
								219	H	Southern U.	56	85
								220	N	Saint Francis (PA)	88	84
								266	A	Grambling	85	90
								277	H	Mississippi Val.	57	62
								288	A	Prairie View	63	73
								299	H	Alcorn	53	70
								305	A	Nicholls St.	76	83
								313	H	Ark.-Pine Bluff	71	78
								320	A	Northwestern St.	65	83
								328	A	Fla. Atlantic	58	67
								336	H	Southeastern La.	83	66
								349	A	Alabama A&M	64	54
LAST 12 Division I GAMES:												
313	H	Ark.-Pine Bluff	71	78	299	H	Alcorn	53	70			
277	H	Mississippi Val.	57	62	199	A	Alabama St.	64	73			
266	A	Grambling	85	90	349	A	Alabama A&M	64	54			
211	A	Texas Southern	52	62	220	N	Saint Francis (PA)	88	84			
288	A	Prairie View	63	73	328	A	Fla. Atlantic	58	67			
219	H	Southern U.	56	85	336	H	Southeastern La.	83	66			

Non-Div I Games: Blue Mountain 86 54 LeMoyne-Owen 88 67 Lane 57 52 Fisk 93 54 Jackson St.

Jacksonville

Through Games Of Feb. 3, 2017

Average RPI Win:	253	WON-LOST	WINNING	LAST 10	STRENGTH OF	OPP. STRENGTH	TEAM	ADJ.	CONF.	ADJ CONF.
Average RPI Loss:	59	RECORD	PCT. RANK	GAMES	SCHEDULE	OF SCHEDULE	RPI	RPI	RPI	RPI
DIV. I ONLY	13- 6	79	7- 3	157	199	95	95	23	23	
DIV. I NON-CONF.	8- 4	97	2- 2	80	154	56	56	24	24	
TOTALS	RPI 1-25	RPI 26-50	W-L RECORDS	RPI 51-100	RPI 101-150	RPI 150+				
13- 6	0- 3	0- 0	OVERALL	1- 2	1- 1	11- 0				
7- 1	0- 0	0- 0	HOME	1- 0	0- 1	6- 0				
4- 4	0- 3	0- 0	AWAY	0- 1	0- 0	4- 0				
2- 1	0- 0	0- 0	NEUTRAL	0- 1	1- 0	1- 0				
8- 4	0- 3	0- 0	NON-CONFERENCE	1- 1	1- 0	6- 0				
4- 0	0- 0	0- 0	HOME	1- 0	0- 0	3- 0				
2- 3	0- 3	0- 0	AWAY	0- 0	0- 0	2- 0				
2- 1	0- 0	0- 0	NEUTRAL	0- 1	1- 0	1- 0				
5- 2	0- 0	0- 0	CONFERENCE	0- 1	0- 1	5- 0				
3- 1	0- 0	0- 0	HOME	0- 0	0- 1	3- 0				
2- 1	0- 0	0- 0	AWAY	0- 1	0- 0	2- 0				
0- 0	0- 0	0- 0	NEUTRAL	0- 0	0- 0	0- 0				

RPI 1-25				RPI 26-50				RPI 51-100 Team's RPI: 95				RPI 101+			
RPI	S	Opponent	Score	RPI	S	Opponent	Score	RPI	S	Opponent	Score	RPI	S	Opponent	Score
7	A	Florida St.	47 90					72	N	North Carolina	57 87	104	N	UC Davis	61 54
21	A	South Fla.	52 64					87	A	FGCU	57 60	140	H	Stetson	49 65
24	A	Auburn	41 53					100	H	Troy	77 70	229	N	Wofford	66 60
												246	H	South Ala.	62 55
												258	H	Bethune-Cookman	69 63
												269	A	FIU	71 56
												283	H	Lipscomb	84 60
												285	H	North Florida	68 58
												291	A	Savannah St.	55 40
												298	H	Kennesaw St.	72 48
												305	H	Nicholls St.	76 71
												307	A	USC Upstate	65 47
												312	A	NJIT	75 56
LAST 12 Division I GAMES:															
140	H	Stetson	49 65	285	H	North Florida	68 58								
87	A	FGCU	57 60	229	N	Wofford	66 60								
283	H	Lipscomb	84 60	104	N	UC Davis	61 54								
298	H	Kennesaw St.	72 48	24	A	Auburn	41 53								
312	A	NJIT	75 56	72	N	North Carolina	57 87								
307	A	USC Upstate	65 47	100	H	Troy	77 70								

Non-Div I Games: Thomas (GA) 100 43 Johnson & Wales (FI110 31 Fla. Memorial 76 51

Jacksonville

Loss, Non-Conf, S Site, H Home A Away N Neutral

Average RPI Win:	283	WON-LOST	WINNING	LAST 10	STRENGTH OF	OPP. STRENGTH	TEAM	ADJ.	CONF.	ADJ CONF.
Average RPI Loss:	202	RECORD	PCT. RANK	GAMES	SCHEDULE	OF SCHEDULE	RPI	RPI	RPI	RPI
DIV. I ONLY	9- 12	211	3- 7	309	307	262	262	26	26	
DIV. I NON-CONF.	6- 5	148	1- 1	316	271	216	216	26	26	
TOTALS	RPI 1-25	RPI 26-50	W-L RECORDS	RPI 51-100	RPI 101-150	RPI 150+				
9- 12	0- 1	0- 0	OVERALL	0- 1	0- 2	9- 8				
4- 5	0- 0	0- 0	HOME	0- 1	0- 1	4- 3				
4- 7	0- 1	0- 0	AWAY	0- 0	0- 1	4- 5				
1- 0	0- 0	0- 0	NEUTRAL	0- 0	0- 0	1- 0				
6- 5	0- 1	0- 0	NON-CONFERENCE	0- 0	0- 2	6- 2				
2- 2	0- 0	0- 0	HOME	0- 0	0- 1	2- 1				
3- 3	0- 1	0- 0	AWAY	0- 0	0- 1	3- 1				
1- 0	0- 0	0- 0	NEUTRAL	0- 0	0- 0	1- 0				
3- 7	0- 0	0- 0	CONFERENCE	0- 1	0- 0	3- 6				
2- 3	0- 0	0- 0	HOME	0- 1	0- 0	2- 2				
1- 4	0- 0	0- 0	AWAY	0- 0	0- 0	1- 4				
0- 0	0- 0	0- 0	NEUTRAL	0- 0	0- 0	0- 0				

RPI 1-25			RPI 26-50			RPI 51-100			RPI 101+ Team's RPI: 262		
RPI	S	Opponent	Score	RPI	S	RPI	S	Opponent	Score		
7	A	Florida St.	62 73			77	H	Belmont	53 54	103	A Ole Miss 50 68
										122	H Clemson 63 69
										193	H New Orleans 79 81
										195	H Morehead St. 69 68
										232	A Tennessee St. 51 64
										249	H Murray St. 64 71
										253	H Ga. Southern 67 55
										254	H Austin Peay 65 45
										257	A Tennessee Tech 54 56
										264	A UT Martin 83 94
										286	H Southeast Mo. St. 58 65
										291	A Savannah St. 64 57
										298	A Kennesaw St. 65 59
										299	A Alcorn 70 66
										304	A Eastern Ill. 67 71
										305	H Nicholls St. 75 52
										309	A Eastern Ky. 54 49
										328	A Fla. Atlantic 55 63
										346	N Florida A&M 66 54
LAST 12 Division I GAMES:											
286	H	Southeast Mo. St.	58 65	254	H	Austin Peay	65 45				
195	H	Morehead St.	69 68	249	H	Murray St.	64 71				
309	A	Eastern Ky.	54 49	304	A	Eastern Ill.	67 71				
232	A	Tennessee St.	51 64	264	A	UT Martin	83 94				
77	H	Belmont	53 54	122	H	Clemson	63 69				
257	A	Tennessee Tech	54 56	305	H	Nicholls St.	75 52				

Non-Div I Games: Brewton Parker 89 26

Jacksonville St.

Loss, Non-Conf, S Site, H Home A Away N Neutral

Average RPI Win:	162	WON-LOST	WINNING	LAST 10	STRENGTH OF	OPP. STRENGTH	TEAM	ADJ.	CONF.	ADJ CONF.
Average RPI Loss:	77	RECORD	PCT. RANK	GAMES	SCHEDULE	OF SCHEDULE	RPI	RPI	RPI	RPI
DIV. I ONLY	15- 6	62	8- 2	83	70	44	44	8	8	
DIV. I NON-CONF.	7- 4	114	2- 0	97	25	73	73	8	8	
TOTALS	RPI 1-25	RPI 26-50	W-L RECORDS	RPI 51-100	RPI 101-150	RPI 150+				
15- 6	1- 2	0- 0	OVERALL	2- 2	4- 0	8- 2				
7- 2	0- 1	0- 0	HOME	2- 0	1- 0	4- 1				
7- 3	1- 1	0- 0	AWAY	0- 1	3- 0	3- 1				
1- 1	0- 0	0- 0	NEUTRAL	0- 1	0- 0	1- 0				
7- 4	0- 2	0- 0	NON-CONFERENCE	1- 2	2- 0	4- 0				
3- 1	0- 1	0- 0	HOME	1- 0	1- 0	1- 0				
3- 2	0- 1	0- 0	AWAY	0- 1	1- 0	2- 0				
1- 1	0- 0	0- 0	NEUTRAL	0- 1	0- 0	1- 0				
8- 2	1- 0	0- 0	CONFERENCE	1- 0	2- 0	4- 2				
4- 1	0- 0	0- 0	HOME	1- 0	0- 0	3- 1				
4- 1	1- 0	0- 0	AWAY	0- 0	2- 0	1- 1				
0- 0	0- 0	0- 0	NEUTRAL	0- 0	0- 0	0- 0				

RPI 1-25				RPI 26-50				Team's RPI: 44				RPI 51-100				RPI 101+			
RPI	S	Opponent	Score	RPI	S	Opponent	Score					RPI	S	Opponent	Score	RPI	S	Opponent	Score
7	A	Florida St.	64 84									53	N	Iowa	75 90	107	A	Delaware	66 51
12	H	Tennessee	69 81									62	H	Wake Forest	83 76	124	A	William & Mary	79 64
25	A	Elon	76 70									82	A	St. John's (NY)	63 74	137	A	Saint Joseph's	85 72
												83	H	Drexel	54 47	141	H	Hampton	71 50
																153	A	Towson	51 54
																153	H	Towson	55 60
																171	H	Northeastern	74 54
																187	A	Rutgers	82 76
																190	A	Hofstra	61 50
																190	H	Hofstra	93 57
																198	N	Idaho St.	83 53
																217	H	UNCW	73 51
																271	A	Liberty	62 48
																321	H	St. Francis Brooklyn	83 57
LAST 12 Division I GAMES:																			
190	A	Hofstra	61 50	107	A	Delaware	66 51												
124	A	William & Mary	79 64	153	A	Towson	51 54												
83	H	Drexel	54 47	190	H	Hofstra	93 57												
153	H	Towson	55 60	217	H	UNCW	73 51												
25	A	Elon	76 70	62	H	Wake Forest	83 76												
171	H	Northeastern	74 54	137	A	Saint Joseph's	85 72												

Non-Div I Games:

James Madison

■ Loss,
 ■ Non-Conf, S Site,
 ■ Home
 ■ Away
 N Neutral

Average RPI Win: 162	WON-LOST	WINNING	LAST 10	STRENGTH OF	OPP. STRENGTH	TEAM	ADJ.	CONF.	ADJ CONF.
Average RPI Loss: 56	RECORD	PCT. RANK	GAMES	SCHEDULE	OF SCHEDULE	RPI	RPI	RPI	RPI
DIV. I ONLY	7- 15	268	1- 9	15	20	138	138	4	4
DIV. I NON-CONF.	6- 5	148	1- 0	79	121	137	137	3	3
TOTALS	RPI 1-25	RPI 26-50	W-L RECORDS	RPI 51-100	RPI 101-150	RPI 150+			
7- 15	0- 7	0- 3	OVERALL	1- 1	2- 3	4- 1			
6- 7	0- 3	0- 2	HOME	1- 0	2- 1	3- 1			
1- 8	0- 4	0- 1	AWAY	0- 1	0- 2	1- 0			
0- 0	0- 0	0- 0	NEUTRAL	0- 0	0- 0	0- 0			
6- 5	0- 1	0- 1	NON-CONFERENCE	0- 0	2- 2	4- 1			
5- 3	0- 0	0- 1	HOME	0- 0	2- 1	3- 1			
1- 2	0- 1	0- 0	AWAY	0- 0	0- 1	1- 0			
0- 0	0- 0	0- 0	NEUTRAL	0- 0	0- 0	0- 0			
1- 10	0- 6	0- 2	CONFERENCE	1- 1	0- 1	0- 0			
1- 4	0- 3	0- 1	HOME	1- 0	0- 0	0- 0			
0- 6	0- 3	0- 1	AWAY	0- 1	0- 1	0- 0			
0- 0	0- 0	0- 0	NEUTRAL	0- 0	0- 0	0- 0			

RPI	S	Opponent	Score	RPI	S	Opponent	Score	RPI	S	Opponent	Score	RPI	S	Opponent	Score	Team's RPI: 138
5	A	Baylor	43 90	26	H	Harvard	59 69	59	H	Texas Tech	66 60	109	H	SMU	63 75	
5	H	Baylor	43 92	46	A	Oklahoma St.	70 74	89	A	Iowa St.	58 87	117	A	Alabama	65 71	
10	H	Texas	54 66	49	H	West Virginia	51 62					127	H	Arizona	75 51	
17	A	Kansas St.	60 73									143	A	TCU	68 83	
22	A	Oklahoma	52 89									148	H	Oral Roberts	64 56	
22	H	Oklahoma	54 84									154	H	North Dakota	76 71	
23	A	Creighton	49 69									162	H	Missouri St.	64 87	
												166	H	UC Riverside	90 84	
												188	A	Memphis	68 58	
												290	H	Rhode Island	72 36	
LAST 12 Division I GAMES:																
22	A	Oklahoma	52 89	17	A	Kansas St.	60 73									
59	H	Texas Tech	66 60	89	A	Iowa St.	58 87									
46	A	Oklahoma St.	70 74	10	H	Texas	54 66									
143	A	TCU	68 83	5	A	Baylor	43 90									
49	H	West Virginia	51 62	22	H	Oklahoma	54 84									
5	H	Baylor	43 92	166	H	UC Riverside	90 84									

Non-Div I Games:

Kansas

■ Loss,
 ■ Non-Conf, S Site,
 ■ Home
 ■ Away
 N Neutral

Average RPI Win: 114		WON-LOST	WINNING	LAST 10	STRENGTH OF	OPP. STRENGTH	TEAM	ADJ.	CONF.	ADJ CONF.
Average RPI Loss: 29		RECORD	PCT. RANK	GAMES	SCHEDULE	OF SCHEDULE	RPI	RPI	RPI	RPI
DIV. I ONLY		17- 6	44	7- 3	21	3	17	17	4	4
DIV. I NON-CONF.		10- 2	33	0- 1	45	9	15	15	3	3
TOTALS		RPI 1-25	RPI 26-50		W-L RECORDS		RPI 51-100	RPI 101-150		RPI 150+
17- 6	1- 4	5- 1		OVERALL		3- 1	4- 0		4- 0	
11- 2	1- 2	2- 0		HOME		2- 0	4- 0		2- 0	
3- 4	0- 2	1- 1		AWAY		1- 1	0- 0		1- 0	
3- 0	0- 0	2- 0		NEUTRAL		0- 0	0- 0		1- 0	
10- 2	1- 1	2- 1		NON-CONFERENCE		1- 0	2- 0		4- 0	
6- 1	1- 1	0- 0		HOME		1- 0	2- 0		2- 0	
1- 1	0- 0	0- 1		AWAY		0- 0	0- 0		1- 0	
3- 0	0- 0	2- 0		NEUTRAL		0- 0	0- 0		1- 0	
7- 4	0- 3	3- 0		CONFERENCE		2- 1	2- 0		0- 0	
5- 1	0- 1	2- 0		HOME		1- 0	2- 0		0- 0	
2- 3	0- 2	1- 0		AWAY		1- 1	0- 0		0- 0	
0- 0	0- 0	0- 0		NEUTRAL		0- 0	0- 0		0- 0	

RPI	S	Opponent	Score	RPI	S	Opponent	Score	RPI	S	Opponent	Score	RPI	S	Opponent	Score
1	H	UConn	58 75	28	N	LSU	69 54	51	H	UT Arlington	62 49	132	H	Lamar University	68 43
5	A	Baylor	57 87	36	N	North Carolina St.	67 50	59	A	Texas Tech	65 53	138	H	Kansas	73 60
5	H	Baylor	49 91	46	A	Oklahoma St.	63 43	59	H	Texas Tech	68 54	139	H	Tulsa	82 62
22	A	Oklahoma	80 85	46	H	Oklahoma St.	74 69	89	A	Iowa St.	69 75	143	H	TCU	74 63
24	H	Auburn	71 66	49	H	West Virginia	86 71					160	A	Omaha	70 57
				50	A	UNI	59 67					204	H	Princeton	60 42
LAST 12 Division I GAMES:															
				59	A	Texas Tech	65 53	138	H	Kansas	73 60				
				46	H	Oklahoma St.	74 69	59	H	Texas Tech	68 54				
				5	H	Baylor	49 91	22	A	Oklahoma	80 85				
				89	A	Iowa St.	69 75	49	H	West Virginia	86 71				
				143	H	TCU	74 63	5	A	Baylor	57 87				
				46	A	Oklahoma St.	63 43	50	A	UNI	59 67				

Non-Div I Games:

Kansas St.

Average RPI Win:	296	WON-LOST	WINNING	LAST 10	STRENGTH OF	OPP. STRENGTH	TEAM	ADJ.	CONF.	ADJ CONF.
Average RPI Loss:	168	RECORD	PCT. RANK	GAMES	SCHEDULE	OF SCHEDULE	RPI	RPI	RPI	RPI
DIV. I ONLY	5- 16	301	4- 6	214	259	298	298	23	23	
DIV. I NON-CONF.	1- 13	334	0- 5	219	270	338	338	24	24	
TOTALS	RPI 1-25	RPI 26-50	W-L RECORDS	RPI 51-100	RPI 101-150	RPI 150+				
5- 16	0- 0	0- 1	OVERALL	0- 3	0- 4	5- 8				
2- 7	0- 0	0- 1	HOME	0- 2	0- 1	2- 3				
3- 6	0- 0	0- 0	AWAY	0- 0	0- 0	3- 0				
0- 3	0- 0	0- 0	NEUTRAL	0- 0	0- 0	0- 3				
1- 13	0- 0	0- 1	NON-CONFERENCE	0- 1	0- 3	1- 8				
1- 5	0- 0	0- 1	HOME	0- 1	0- 0	1- 3				
0- 5	0- 0	0- 0	AWAY	0- 0	0- 3	0- 2				
0- 3	0- 0	0- 0	NEUTRAL	0- 0	0- 0	0- 3				
4- 3	0- 0	0- 0	CONFERENCE	0- 2	0- 1	4- 0				
1- 2	0- 0	0- 0	HOME	0- 1	0- 1	1- 0				
3- 1	0- 0	0- 0	AWAY	0- 1	0- 0	3- 0				
0- 0	0- 0	0- 0	NEUTRAL	0- 0	0- 0	0- 0				

RPI S	Opponent	Score	RPI S	Opponent	Score	RPI S	Opponent	Score	RPI S	Opponent	Score	Team's RPI: 298
33	H Temple	38 79	55	H Georgia Tech	49 86	105	A Georgia	40 82				
			87	H FGCU	56 75	111	A Vanderbilt	54 86				
			95	A Jacksonville	48 72	115	A Mercer	46 61				
						140	H Stetson	56 65				
						177	N Xavier	52 75				
						195	H Morehead St.	50 71				
						229	H Wofford	49 78				
						242	N Portland St.	61 71				
						254	A Austin Peay	49 68				
						262	H Jacksonville St.	59 65				
						272	A Georgia St.	59 62				
						283	A Lipscomb	70 55				
						285	A North Florida	67 61				
						291	H Savannah St.	72 60				
						307	A USC Upstate	79 71				
						312	H NJIT	75 64				
						323	N Arkansas St.	67 70				
LAST 12 Division I GAMES:												
312	H NJIT	75 64	283	A Lipscomb	70 55							
307	A USC Upstate	79 71	33	H Temple	38 79							
285	A North Florida	67 61	229	H Wofford	49 78							
95	A Jacksonville	48 72	177	N Xavier	52 75							
87	H FGCU	56 75	242	N Portland St.	61 71							
140	H Stetson	56 65	323	N Arkansas St.	67 70							

Non-Div I Games:

Kennesaw St.

Average RPI Win:	203	WON-LOST	WINNING	LAST 10	STRENGTH OF	OPP. STRENGTH	TEAM	ADJ.	CONF.	ADJ CONF.
Average RPI Loss:	96	RECORD	PCT. RANK	GAMES	SCHEDULE	OF SCHEDULE	RPI	RPI	RPI	RPI
DIV. I ONLY	12- 10	141	6- 4	70	180	112	112	10	10	
DIV. I NON-CONF.	6- 6	165	0- 2	107	201	148	148	11	11	
TOTALS	RPI 1-25	RPI 26-50	W-L RECORDS	RPI 51-100	RPI 101-150	RPI 150+				
12- 10	0- 1	0- 0	OVERALL	3- 6	1- 1	8- 2				
7- 3	0- 0	0- 0	HOME	1- 2	0- 0	6- 1				
4- 5	0- 0	0- 0	AWAY	1- 3	1- 1	2- 1				
1- 2	0- 1	0- 0	NEUTRAL	1- 1	0- 0	0- 0				
6- 6	0- 1	0- 0	NON-CONFERENCE	1- 3	1- 0	4- 2				
4- 1	0- 0	0- 0	HOME	0- 0	0- 0	4- 1				
1- 3	0- 0	0- 0	AWAY	0- 2	1- 0	0- 1				
1- 2	0- 1	0- 0	NEUTRAL	1- 1	0- 0	0- 0				
6- 4	0- 0	0- 0	CONFERENCE	2- 3	0- 1	4- 0				
3- 2	0- 0	0- 0	HOME	1- 2	0- 0	2- 0				
3- 2	0- 0	0- 0	AWAY	1- 1	0- 1	2- 0				
0- 0	0- 0	0- 0	NEUTRAL	0- 0	0- 0	0- 0				

RPI 1-25				RPI 26-50				RPI 51-100				RPI 101+ Team's RPI: 112			
RPI	S	Opponent	Score	RPI	S	Opponent	Score	RPI	S	Opponent	Score	RPI	S	Opponent	Score
5	N	Baylor	42 84					53	A	Iowa	48 83	129	A	Ball St.	47 71
								56	A	Minnesota	62 92	136	A	Wright St.	79 69
								60	A	Ohio	68 65	158	A	Detroit	52 73
								79	H	Central Mich.	78 91	165	A	Western Mich.	71 67
								85	A	Northern Ill.	72 93	212	H	Miami (OH)	84 66
								85	H	Northern Ill.	97 98	227	H	Robert Morris	65 68
								86	N	Western Ky.	73 79	233	H	Bradley	77 52
								87	N	FGCU	77 64	256	H	Bowling Green	80 78
								88	H	Toledo	70 60	259	A	Eastern Mich.	86 67
												309	H	Eastern Ky.	80 67
												316	H	Fort Wayne	66 55
												319	H	Youngstown St.	75 60
LAST 12 Division I GAMES:															
212	H	Miami (OH)	84 66	85	H	Northern Ill.	97 98	259	A	Eastern Mich.	86 67				
256	H	Bowling Green	80 78	129	A	Ball St.	47 71	79	H	Central Mich.	78 91				
85	A	Northern Ill.	72 93	56	A	Minnesota	62 92	53	A	Iowa	48 83				
88	H	Toledo	70 60												
165	A	Western Mich.	71 67												
60	A	Ohio	68 65												

Non-Div I Games:

Kent St.

■ Loss,
■ Non-Conf,
■ S Site,
■ H Home
■ A Away
N Neutral

Average RPI Win:	94	WON-LOST	WINNING	LAST 10	STRENGTH OF	OPP. STRENGTH	TEAM	ADJ.	CONF.	ADJ CONF.
Average RPI Loss:	25	RECORD	PCT. RANK	GAMES	SCHEDULE	OF SCHEDULE	RPI	RPI	RPI	RPI
DIV. I ONLY	15- 8	97	6- 4	3	10	16	16	2	2	
DIV. I NON-CONF.	9- 4	85	1- 1	5	31	18	18	2	2	
TOTALS	RPI 1-25	RPI 26-50	W-L RECORDS	RPI 51-100	RPI 101-150	RPI 150+				
15- 8	3- 5	2- 2	OVERALL	3- 1	4- 0	3- 0				
12- 3	2- 2	1- 1	HOME	3- 0	3- 0	3- 0				
3- 5	1- 3	1- 1	AWAY	0- 1	1- 0	0- 0				
0- 0	0- 0	0- 0	NEUTRAL	0- 0	0- 0	0- 0				
9- 4	2- 2	0- 1	NON-CONFERENCE	3- 1	1- 0	3- 0				
9- 1	2- 0	0- 1	HOME	3- 0	1- 0	3- 0				
0- 3	0- 2	0- 0	AWAY	0- 1	0- 0	0- 0				
0- 0	0- 0	0- 0	NEUTRAL	0- 0	0- 0	0- 0				
6- 4	1- 3	2- 1	CONFERENCE	0- 0	3- 0	0- 0				
3- 2	0- 2	1- 0	HOME	0- 0	2- 0	0- 0				
3- 2	1- 1	1- 1	AWAY	0- 0	1- 0	0- 0				
0- 0	0- 0	0- 0	NEUTRAL	0- 0	0- 0	0- 0				

RPI	S	Opponent	Score
3	H	South Carolina	63 75
11	A	Duke	54 69
12	A	Tennessee	65 72
14	A	Louisville	67 69
19	H	Miami (FL)	82 66
20	H	Texas A&M	68 77
22	H	Oklahoma	82 68
24	A	Auburn	64 60

RPI	S	Opponent	Score
28	A	LSU	55 42
30	H	Arizona St.	71 73
31	A	Missouri	67 73
31	H	Missouri	64 62

RPI	S	Opponent	Score
67	H	Washington St.	69 67
78	A	Colorado	69 79
84	H	Middle Tenn.	61 48
91	H	New Hampshire	92 43

RPI	S	Opponent	Score
103	H	Ole Miss	89 57
105	H	Georgia	82 61
117	A	Alabama	71 54
123	H	Radford	59 36
176	H	Albany (NY)	70 46
195	H	Morehead St.	74 47
231	H	Samford	80 57

LAST 12 Division I GAMES:

3	H	South Carolina	63 75	117	A	Alabama	71 54
31	A	Missouri	67 73	20	H	Texas A&M	68 77
103	H	Ole Miss	89 57	31	H	Missouri	64 62
24	A	Auburn	64 60	12	A	Tennessee	65 72
28	A	LSU	55 42	11	A	Duke	54 69
105	H	Georgia	82 61	67	H	Washington St.	69 67

Non-Div I Games:

Kentucky

Average RPI Win:	304	WON-LOST	WINNING	LAST 10	STRENGTH OF	OPP. STRENGTH	TEAM	ADJ.	CONF.	ADJ CONF.
Average RPI Loss:	219	RECORD	PCT. RANK	GAMES	SCHEDULE	OF SCHEDULE	RPI	RPI	RPI	RPI
DIV. I ONLY	4- 17	319	1- 1	275	344	333	333	31	31	
DIV. I NON-CONF.	1- 10	325	0- 1	152	310	322	322	32	32	
TOTALS	RPI 1-25	RPI 26-50	W-L RECORDS	RPI 51-100	RPI 101-150	RPI 150+				
4- 17	0- 0	0- 1	OVERALL	0- 0	0- 3	4- 13				
3- 7	0- 0	0- 0	HOME	0- 0	0- 2	3- 5				
1- 8	0- 0	0- 1	AWAY	0- 0	0- 1	1- 6				
0- 2	0- 0	0- 0	NEUTRAL	0- 0	0- 0	0- 2				
1- 10	0- 0	0- 1	NON-CONFERENCE	0- 0	0- 3	1- 6				
1- 4	0- 0	0- 0	HOME	0- 0	0- 2	1- 2				
0- 4	0- 0	0- 1	AWAY	0- 0	0- 1	0- 2				
0- 2	0- 0	0- 0	NEUTRAL	0- 0	0- 0	0- 2				
3- 7	0- 0	0- 0	CONFERENCE	0- 0	0- 0	3- 7				
2- 3	0- 0	0- 0	HOME	0- 0	0- 0	2- 3				
1- 4	0- 0	0- 0	AWAY	0- 0	0- 0	1- 4				
0- 0	0- 0	0- 0	NEUTRAL	0- 0	0- 0	0- 0				

RPI 1-25			RPI 26-50			RPI 51-100			RPI 101+			Team's RPI: 333
RPI	S	Opponent	Score	RPI	S	Opponent	Score	RPI	S	Opponent	Score	
				27	A	Ohio St.	54 113					
								142	A	Columbia	57 66	
								145	H	Yale	44 75	
								146	H	George Mason	48 64	
								163	N	Milwaukee	50 88	
								169	H	Army West Point	47 68	
								181	A	Seton Hall	59 77	
								203	A	Sacred Heart	48 66	
								220	A	Saint Francis (PA)	52 66	
								227	A	Robert Morris	42 83	
								243	H	Stony Brook	58 48	
								250	H	UMBC	45 57	
								270	A	Colgate	61 76	
								295	H	Bryant	53 62	
								301	A	Central Conn. St.	68 62	
								301	H	Central Conn. St.	71 76	
								312	N	NJIT	48 50	
								321	H	St. Francis Brooklyn	54 56	
								325	H	Mt. St. Mary's	63 60	
								344	A	Fairleigh Dickinson	46 64	
								345	H	Wagner	69 64	
LAST 12 Division I GAMES:												
				312	N	NJIT	48 50					
				301	A	Central Conn. St.	68 62					
				203	A	Sacred Heart	48 66					
				345	H	Wagner	69 64					
				344	A	Fairleigh Dickinson	46 64					
				301	H	Central Conn. St.	71 76					
								321	H	St. Francis Brooklyn	54 56	
								227	A	Robert Morris	42 83	
								220	A	Saint Francis (PA)	52 66	
								295	H	Bryant	53 62	
								325	H	Mt. St. Mary's	63 60	
								250	H	UMBC	45 57	

Non-Div I Games:

LIU Brooklyn

■ Loss,
 ■ Non-Conf,
 ■ S Site,
 ■ Home
 ■ A Away
 N Neutral

Average RPI Win:	128	WON-LOST	WINNING	LAST 10	STRENGTH OF	OPP. STRENGTH	TEAM	ADJ.	CONF.	ADJ CONF.
Average RPI Loss:	10	RECORD	PCT. RANK	GAMES	SCHEDULE	OF SCHEDULE	RPI	RPI	RPI	RPI
DIV. I ONLY	15- 7	83	5- 5	11	4	28	28	2	2	
DIV. I NON-CONF.	11- 2	24	3- 0	54	16	23	23	2	2	
TOTALS	RPI 1-25	RPI 26-50	W-L RECORDS	RPI 51-100	RPI 101-150	RPI 150+				
15- 7	0- 7	3- 0	OVERALL	4- 0	3- 0	5- 0				
10- 3	0- 3	2- 0	HOME	3- 0	2- 0	3- 0				
2- 3	0- 0	0- 0	AWAY	0- 0	1- 0	1- 0				
3- 1	0- 1	1- 0	NEUTRAL	1- 0	0- 0	1- 0				
11- 2	0- 2	2- 0	NON-CONFERENCE	3- 0	1- 0	5- 0				
7- 1	0- 1	1- 0	HOME	2- 0	1- 0	3- 0				
1- 0	0- 0	0- 0	AWAY	0- 0	0- 0	1- 0				
3- 1	0- 1	1- 0	NEUTRAL	1- 0	0- 0	1- 0				
4- 5	0- 5	1- 0	CONFERENCE	1- 0	2- 0	0- 0				
3- 2	0- 2	1- 0	HOME	1- 0	1- 0	0- 0				
1- 3	0- 3	0- 0	AWAY	0- 0	1- 0	0- 0				
0- 0	0- 0	0- 0	NEUTRAL	0- 0	0- 0	0- 0				

RPI 1-25				RPI 26-50				Team's RPI: 28				RPI 51-100				RPI 101+			
RPI	S	Opponent	Score	RPI	S	Opponent	Score	RPI	S	Opponent	Score	RPI	S	Opponent	Score	RPI	S	Opponent	Score
1	H	UConn	53 76	31	H	Missouri	80 71	58	H	Little Rock	69 49	126	A	Arkansas	53 52				
3	H	South Carolina	61 84	35	H	Tulane	69 51	62	H	Wake Forest	60 57	126	H	Arkansas	53 46				
4	A	Mississippi St.	48 74	36	N	North Carolina St.	59 58	64	H	Florida	78 67	143	H	TCU	67 61				
12	A	Tennessee	58 77					72	N	North Carolina	70 43	152	H	Rice	66 55				
16	H	Kentucky	42 55									173	A	Louisiana Tech	77 73				
17	N	Kansas St.	54 69									199	H	Alabama St.	93 40				
20	A	Texas A&M	52 54									293	N	UTEP	78 45				
												343	H	Sam Houston St.	89 41				
LAST 12 Division I GAMES:																			
12	A	Tennessee	58 77	126	A	Arkansas	53 52												
126	H	Arkansas	53 46	64	H	Florida	78 67												
20	A	Texas A&M	52 54	4	A	Mississippi St.	48 74												
16	H	Kentucky	42 55	199	H	Alabama St.	93 40												
3	H	South Carolina	61 84	58	H	Little Rock	69 49												
31	H	Missouri	80 71	72	N	North Carolina	70 43												

Non-Div I Games:

LSU

Average RPI Win:	226	WON-LOST	WINNING	LAST 10	STRENGTH OF	OPP. STRENGTH	TEAM	ADJ.	CONF.	ADJ CONF.
Average RPI Loss:	119	RECORD	PCT. RANK	GAMES	SCHEDULE	OF SCHEDULE	RPI	RPI	RPI	RPI
DIV. I ONLY	14- 8	102	6- 4	281	121	159	159	12	12	
DIV. I NON-CONF.	7- 5	137	2- 1	243	168	170	170	13	13	
TOTALS	RPI 1-25	RPI 26-50	W-L RECORDS	RPI 51-100	RPI 101-150	RPI 150+				
14- 8	0- 0	0- 2	OVERALL	1- 1	2- 4	11- 1				
7- 4	0- 0	0- 1	HOME	0- 0	1- 2	6- 1				
6- 4	0- 0	0- 1	AWAY	1- 1	1- 2	4- 0				
1- 0	0- 0	0- 0	NEUTRAL	0- 0	0- 0	1- 0				
7- 5	0- 0	0- 2	NON-CONFERENCE	0- 1	1- 1	6- 1				
4- 2	0- 0	0- 1	HOME	0- 0	0- 0	4- 1				
2- 3	0- 0	0- 1	AWAY	0- 1	1- 1	1- 0				
1- 0	0- 0	0- 0	NEUTRAL	0- 0	0- 0	1- 0				
7- 3	0- 0	0- 0	CONFERENCE	1- 0	1- 3	5- 0				
3- 2	0- 0	0- 0	HOME	0- 0	1- 2	2- 0				
4- 1	0- 0	0- 0	AWAY	1- 0	0- 1	3- 0				
0- 0	0- 0	0- 0	NEUTRAL	0- 0	0- 0	0- 0				

RPI S	Opponent	Score	RPI S	Opponent	Score	RPI S	Opponent	Score	RPI S	Opponent	Score	Team's RPI: 159
26	H Harvard	64 66	69	A Villanova	49 52	115	H Duquesne	68 76				
33	A Temple	70 86	73	A Dayton	54 51	118	A VCU	56 61				
						125	A Penn	58 56				
						130	A Rider	61 74				
						137	H Saint Joseph's	55 75				
						146	H George Mason	59 57				
						172	H Fairfield	68 61				
						185	H American	63 59				
						212	N Miami (OH)	79 70				
						217	A UNCW	64 48				
						241	A Richmond	63 58				
						278	H Massachusetts	68 64				
						290	A Rhode Island	58 49				
						290	H Rhode Island	70 51				
						292	A Davidson	65 58				
						303	H UMKC	64 59				
						324	H Lafayette	49 56				
						342	H Delaware St.	78 38				
LAST 12 Division I GAMES:												
290	A Rhode Island	58 49	26	H Harvard	64 66							
146	H George Mason	59 57	290	H Rhode Island	70 51							
278	H Massachusetts	68 64	115	H Duquesne	68 76							
292	A Davidson	65 58	118	A VCU	56 61							
241	A Richmond	63 58	303	H UMKC	64 59							
137	H Saint Joseph's	55 75	342	H Delaware St.	78 38							

Non-Div I Games:

La Salle

■ Loss,
■ Non-Conf,
■ S Site,
■ H Home
■ A Away
N Neutral

<div> <div>Average RPI Win: 311</div> <div>Average RPI Loss: 197</div> </div>				WON-LOST	WINNING	LAST 10	STRENGTH OF	OPP. STRENGTH	TEAM	ADJ.	CONF.	ADJ CONF.
				RECORD	PCT. RANK	GAMES	SCHEDULE	OF SCHEDULE	RPI	RPI	RPI	RPI
DIV. I ONLY				3- 16	324	2- 8	290	295	331	331	21	21
DIV. I NON-CONF.				1- 8	314	1- 1	319	328	345	345	19	19
TOTALS				RPI 1-25	RPI 26-50	W-L RECORDS	RPI 51-100	RPI 101-150	RPI 150+			
3- 16	0- 0		0- 0	OVERALL	0- 3		0- 2		3- 11			
2- 6	0- 0		0- 0	HOME	0- 1		0- 0		2- 5			
1- 10	0- 0		0- 0	AWAY	0- 2		0- 2		1- 6			
0- 0	0- 0		0- 0	NEUTRAL	0- 0		0- 0		0- 0			
1- 8	0- 0		0- 0	NON-CONFERENCE	0- 0		0- 2		1- 6			
0- 4	0- 0		0- 0	HOME	0- 0		0- 0		0- 4			
1- 4	0- 0		0- 0	AWAY	0- 0		0- 2		1- 2			
0- 0	0- 0		0- 0	NEUTRAL	0- 0		0- 0		0- 0			
2- 8	0- 0		0- 0	CONFERENCE	0- 3		0- 0		2- 5			
2- 2	0- 0		0- 0	HOME	0- 1		0- 0		2- 1			
0- 6	0- 0		0- 0	AWAY	0- 2		0- 0		0- 4			
0- 0	0- 0		0- 0	NEUTRAL	0- 0		0- 0		0- 0			

RPI 1-25				RPI 26-50				RPI 51-100				RPI 101+				Team's RPI: 331	
RPI	S	Opponent	Score	RPI	S	Opponent	Score	RPI	S	Opponent	Score	RPI	S	Opponent	Score		
								51	A	UT Arlington	59 93	103	A	Ole Miss	40 97		
								58	A	Little Rock	34 78	126	A	Arkansas	46 92		
								58	H	Little Rock	47 92	152	H	Rice	50 93		
												173	H	Louisiana Tech	53 73		
												205	A	Louisiana	57 67		
												208	A	Texas St.	50 63		
												253	H	Ga. Southern	44 65		
												266	H	Grambling	54 59		
												272	A	Georgia St.	35 87		
												272	H	Georgia St.	72 63		
												279	H	McNeese	52 78		
												305	A	Nicholls St.	54 73		
												320	A	Northwestern St.	65 67		
												323	A	Arkansas St.	56 71		
												323	H	Arkansas St.	59 51		
												339	A	Houston Baptist	77 65		
LAST 12 Division I GAMES:																	
				272	A	Georgia St.	35 87	253	H	Ga. Southern	44 65						
				323	H	Arkansas St.	59 51	205	A	Louisiana	57 67						
				58	H	Little Rock	47 92	58	A	Little Rock	34 78						
				51	A	UT Arlington	59 93	323	A	Arkansas St.	56 71						
				208	A	Texas St.	50 63	339	A	Houston Baptist	77 65						
				272	H	Georgia St.	72 63	152	H	Rice	50 93						

Non-Div I Games:	Centenary (LA)	83	39	LSU-Alexandria	73	61
------------------	----------------	----	----	----------------	----	----

La.-Monroe

Loss, Non-Conf, S Site, H Home A Away N Neutral

Lafayette

Through Games Of Feb. 3, 2017

Average RPI Win:	159	WON-LOST	WINNING	LAST 10	STRENGTH OF	OPP. STRENGTH	TEAM	ADJ.	CONF.	ADJ CONF.
Average RPI Loss:	179	RECORD	PCT. RANK	GAMES	SCHEDULE	OF SCHEDULE	RPI	RPI	RPI	RPI
DIV. I ONLY	1- 21	347	0- 10	146	254	324	324	24	24	
DIV. I NON-CONF.	1- 11	330	0- 2	63	195	258	258	25	25	
TOTALS	RPI 1-25	RPI 26-50	W-L RECORDS	RPI 51-100	RPI 101-150	RPI 150+				
1- 21	0- 1	0- 0	OVERALL	0- 3	0- 5	1- 12				
0- 8	0- 0	0- 0	HOME	0- 1	0- 1	0- 6				
1- 10	0- 1	0- 0	AWAY	0- 1	0- 3	1- 5				
0- 3	0- 0	0- 0	NEUTRAL	0- 1	0- 1	0- 1				
1- 11	0- 1	0- 0	NON-CONFERENCE	0- 3	0- 4	1- 3				
0- 3	0- 0	0- 0	HOME	0- 1	0- 1	0- 1				
1- 5	0- 1	0- 0	AWAY	0- 1	0- 2	1- 1				
0- 3	0- 0	0- 0	NEUTRAL	0- 1	0- 1	0- 1				
0- 10	0- 0	0- 0	CONFERENCE	0- 0	0- 1	0- 9				
0- 5	0- 0	0- 0	HOME	0- 0	0- 0	0- 5				
0- 5	0- 0	0- 0	AWAY	0- 0	0- 1	0- 4				
0- 0	0- 0	0- 0	NEUTRAL	0- 0	0- 0	0- 0				

RPI 1-25				RPI 26-50				RPI 51-100				RPI 101+ Team's RPI: 324			
RPI	S	Opponent	Score	RPI	S	Opponent	Score	RPI	S	Opponent	Score	RPI	S	Opponent	Score
14	A	Louisville	48 92					82	A	St. John's (NY)	46 64	106	A	Navy	41 76
								83	H	Drexel	39 81	115	A	Duquesne	52 67
								92	N	Chattanooga	43 68	125	H	Penn	47 64
												130	A	Rider	58 76
												141	N	Hampton	55 58
												159	A	La Salle	56 49
												169	A	Army West Point	73 76
												169	H	Army West Point	55 63
												185	H	American	52 76
												204	A	Princeton	27 65
												227	H	Robert Morris	51 62
												245	A	Loyola Maryland	47 75
												245	H	Loyola Maryland	55 60
												256	N	Bowling Green	42 69
												270	A	Colgate	69 76
												273	A	Boston U.	50 68
												308	H	Lehigh	53 56
												314	H	Holy Cross	61 67
LAST 12 Division I GAMES:															
169	H	Army West Point	55 63	273	A	Boston U.	50 68								
245	A	Loyola Maryland	47 75	169	A	Army West Point	73 76								
308	H	Lehigh	53 56	245	H	Loyola Maryland	55 60								
185	H	American	52 76	270	A	Colgate	69 76								
106	A	Navy	41 76	83	H	Drexel	39 81								
314	H	Holy Cross	61 67	115	A	Duquesne	52 67								

Non-Div I Games:

Lafayette

■ Loss,
 ■ Non-Conf,
 S Site,
 ■ Home
 ■ Away
 N Neutral

Average RPI Win:	268	WON-LOST	WINNING	LAST 10	STRENGTH OF	OPP. STRENGTH	TEAM	ADJ.	CONF.	ADJ CONF.
Average RPI Loss:	96	RECORD	PCT. RANK	GAMES	SCHEDULE	OF SCHEDULE	RPI	RPI	RPI	RPI
DIV. I ONLY	11- 5	78	8- 2	305	194	132	132	27	27	
DIV. I NON-CONF.	3- 3	165	0- 0	176	3	112	112	27	27	
TOTALS	RPI 1-25	RPI 26-50	W-L RECORDS	RPI 51-100	RPI 101-150	RPI 150+				
11- 5	0- 2	0- 1	OVERALL	0- 0	1- 1	10- 1				
7- 0	0- 0	0- 0	HOME	0- 0	0- 0	7- 0				
4- 5	0- 2	0- 1	AWAY	0- 0	1- 1	3- 1				
0- 0	0- 0	0- 0	NEUTRAL	0- 0	0- 0	0- 0				
3- 3	0- 2	0- 1	NON-CONFERENCE	0- 0	0- 0	3- 0				
2- 0	0- 0	0- 0	HOME	0- 0	0- 0	2- 0				
1- 3	0- 2	0- 1	AWAY	0- 0	0- 0	1- 0				
0- 0	0- 0	0- 0	NEUTRAL	0- 0	0- 0	0- 0				
8- 2	0- 0	0- 0	CONFERENCE	0- 0	1- 1	7- 1				
5- 0	0- 0	0- 0	HOME	0- 0	0- 0	5- 0				
3- 2	0- 0	0- 0	AWAY	0- 0	1- 1	2- 1				
0- 0	0- 0	0- 0	NEUTRAL	0- 0	0- 0	0- 0				

RPI 1-25				RPI 26-50				RPI 51-100				RPI 101+ Team's RPI: 132			
RPI	S	Opponent	Score	RPI	S	Opponent	Score	RPI	S	Opponent	Score	RPI	S	Opponent	Score
6	A	Oregon St.	56 88	38	A	Oregon	67 84					113	A	Central Ark.	70 56
17	A	Kansas St.	43 68									114	A	Abilene Christian	59 77
												193	A	New Orleans	66 55
												193	H	New Orleans	73 42
												238	A	Canisius	65 51
												284	H	Northern Ariz.	75 60
												287	H	A&M-Corpus Christi	65 49
												305	A	Nicholls St.	67 78
												310	H	Loyola Chicago	76 50
												320	H	Northwestern St.	73 60
												335	H	Incarinate Word	83 54
												336	H	Southeastern La.	86 68
												343	A	Sam Houston St.	70 44
LAST 12 Division I GAMES:															
193	A	New Orleans	66 55	335	H	Incarinate Word	83 54								
320	H	Northwestern St.	73 60	336	H	Southeastern La.	86 68								
287	H	A&M-Corpus Christi	65 49	193	H	New Orleans	73 42								
305	A	Nicholls St.	67 78	113	A	Central Ark.	70 56								
343	A	Sam Houston St.	70 44	310	H	Loyola Chicago	76 50								
114	A	Abilene Christian	59 77	238	A	Canisius	65 51								

Non-Div I Games: St. Thomas (TX) 95 49 Louisiana Col. 94 55 Howard Payne 93 56 Southwestern (TX) 87 41

Lamar University

Loss, Non-Conf, S Site, H Home A Away N Neutral

Average RPI Win: 292	WON-LOST	WINNING	LAST 10	STRENGTH OF	OPP. STRENGTH	TEAM	ADJ.	CONF.	ADJ CONF.
Average RPI Loss: 177	RECORD	PCT. RANK	GAMES	SCHEDULE	OF SCHEDULE	RPI	RPI	RPI	RPI
DIV. I ONLY	6- 14	274	2- 8	255	302	308	308	24	24
DIV. I NON-CONF.	4- 6	209	0- 2	237	321	270	270	25	25
TOTALS	RPI 1-25	RPI 26-50	W-L RECORDS	RPI 51-100	RPI 101-150	RPI 150+			
6- 14	0- 0	0- 2	OVERALL	0- 1	0- 3	6- 8			
4- 7	0- 0	0- 1	HOME	0- 0	0- 2	4- 4			
2- 7	0- 0	0- 1	AWAY	0- 1	0- 1	2- 4			
0- 0	0- 0	0- 0	NEUTRAL	0- 0	0- 0	0- 0			
4- 6	0- 0	0- 1	NON-CONFERENCE	0- 1	0- 2	4- 2			
3- 3	0- 0	0- 0	HOME	0- 0	0- 1	3- 2			
1- 3	0- 0	0- 1	AWAY	0- 1	0- 1	1- 0			
0- 0	0- 0	0- 0	NEUTRAL	0- 0	0- 0	0- 0			
2- 8	0- 0	0- 1	CONFERENCE	0- 0	0- 1	2- 6			
1- 4	0- 0	0- 1	HOME	0- 0	0- 1	1- 2			
1- 4	0- 0	0- 0	AWAY	0- 0	0- 0	1- 4			
0- 0	0- 0	0- 0	NEUTRAL	0- 0	0- 0	0- 0			

RPI S	Opponent	Score	RPI S	Opponent	Score	RPI S	Opponent	Score	RPI S	Opponent	Score	Team's RPI: 308
45	A California	63 96	48	H Bucknell	58 77	69	A Villanova	37 59	106	H Navy	64 66	
									115	A Duquesne	49 63	
									130	H Rider	68 75	
									169	H Army West Point	71 75	
									185	A American	51 68	
									203	H Sacred Heart	68 62	
									235	H Monmouth	62 73	
									245	A Loyola Maryland	58 62	
									245	H Loyola Maryland	86 69	
									267	H Norfolk St.	57 81	
									273	A Boston U.	50 64	
									273	H Boston U.	64 69	
									312	H NJIT	84 52	
									314	A Holy Cross	47 65	
									324	A Lafayette	56 53	
									325	A Mt. St. Mary's	74 57	
									342	H Delaware St.	91 80	
LAST 12 Division I GAMES:												
245	H Loyola Maryland	86 69	185	A American	51 68							
273	A Boston U.	50 64	245	A Loyola Maryland	58 62							
324	A Lafayette	56 53	273	H Boston U.	64 69							
106	H Navy	64 66	169	H Army West Point	71 75							
314	A Holy Cross	47 65	45	A California	63 96							
48	H Bucknell	58 77	130	H Rider	68 75							

Non-Div I Games: East Stroudsburg 78 72

Lehigh

■ Loss,
 ■ Non-Conf,
 ■ S Site,
 ■ H Home
 ■ A Away
 N Neutral

Average RPI Win: 286	WON-LOST	WINNING	LAST 10	STRENGTH OF	OPP. STRENGTH	TEAM	ADJ.	CONF.	ADJ CONF.
Average RPI Loss: 163	RECORD	PCT. RANK	GAMES	SCHEDULE	OF SCHEDULE	RPI	RPI	RPI	RPI
DIV. I ONLY	6- 13	272	6- 4	202	289	271	271	28	28
DIV. I NON-CONF.	0- 10	335	0- 3	103	208	317	317	28	28
TOTALS	RPI 1-25	RPI 26-50	W-L RECORDS	RPI 51-100	RPI 101-150	RPI 150+			
6- 13	0- 1	0- 1	OVERALL	0- 1	0- 3	6- 7			
4- 3	0- 1	0- 1	HOME	0- 0	0- 0	4- 1			
2- 6	0- 0	0- 0	AWAY	0- 0	0- 2	2- 4			
0- 4	0- 0	0- 0	NEUTRAL	0- 1	0- 1	0- 2			
0- 10	0- 1	0- 1	NON-CONFERENCE	0- 1	0- 2	0- 5			
0- 3	0- 1	0- 1	HOME	0- 0	0- 0	0- 1			
0- 3	0- 0	0- 0	AWAY	0- 0	0- 1	0- 2			
0- 4	0- 0	0- 0	NEUTRAL	0- 1	0- 1	0- 2			
6- 3	0- 0	0- 0	CONFERENCE	0- 0	0- 1	6- 2			
4- 0	0- 0	0- 0	HOME	0- 0	0- 0	4- 0			
2- 3	0- 0	0- 0	AWAY	0- 0	0- 1	2- 2			
0- 0	0- 0	0- 0	NEUTRAL	0- 0	0- 0	0- 0			

RPI 1-25			RPI 26-50			RPI 51-100			RPI 101+ Team's RPI: 271		
RPI	S	Opponent	Score	RPI	S	Opponent	Score	RPI	S	Opponent	Score
11	H	Duke	38 98	44	H	James Madison	48 62	73	N	Dayton	53 82
								106	A	Navy	66 67
								113	N	Central Ark.	41 61
								123	A	Radford	68 76
								156	A	UTSA	64 80
								186	H	Appalachian St.	57 66
								214	A	UNC Asheville	54 64
								226	A	Campbell	58 52
								240	H	Presbyterian	68 60
								241	N	Richmond	54 63
								250	N	UMBC	51 62
								280	A	Gardner-Webb	82 84
								282	A	Charleston So.	81 72
								306	H	High Point	81 74
								322	A	Valparaiso	68 70
								326	H	Winthrop	80 51
								334	H	Longwood	92 47
LAST 12 Division I GAMES:											
226	A	Campbell	58 52	240	H	Presbyterian	68 60				
326	H	Winthrop	80 51	306	H	High Point	81 74				
123	A	Radford	68 76	282	A	Charleston So.	81 72				
214	A	UNC Asheville	54 64	250	N	UMBC	51 62				
334	H	Longwood	92 47	73	N	Dayton	53 82				
280	A	Gardner-Webb	82 84	156	A	UTSA	64 80				

Non-Div I Games: West Liberty 64 38

Liberty

■ Loss,
 ■ Non-Conf,
 ■ S Site,
 ■ H Home
 ■ A Away
 N Neutral

Average RPI Win: 245		WON-LOST	WINNING	LAST 10	STRENGTH OF	OPP. STRENGTH	TEAM	ADJ.	CONF.	ADJ CONF.
Average RPI Loss: 183		RECORD	PCT. RANK	GAMES	SCHEDULE	OF SCHEDULE	RPI	RPI	RPI	RPI
DIV. I ONLY		4- 17	319	3- 7	122	323	283	283	23	23
DIV. I NON-CONF.		2- 12	310	2- 3	81	342	276	276	24	24
TOTALS		RPI 1-25	RPI 26-50	W-L RECORDS	RPI 51-100	RPI 101-150	RPI 150+			
4- 17	0- 0		0- 0	OVERALL	0- 4	1- 4	3- 9			
2- 7	0- 0		0- 0	HOME	0- 1	0- 2	2- 4			
2- 10	0- 0		0- 0	AWAY	0- 1	1- 0	1- 1			
0- 0	0- 0		0- 0	NEUTRAL	0- 0	0- 0	0- 0			
2- 12	0- 0		0- 0	NON-CONFERENCE	0- 2	1- 3	1- 7			
1- 4	0- 0		0- 0	HOME	0- 0	0- 1	1- 3			
1- 8	0- 0		0- 0	AWAY	0- 2	1- 2	0- 4			
0- 0	0- 0		0- 0	NEUTRAL	0- 0	0- 0	0- 0			
2- 5	0- 0		0- 0	CONFERENCE	0- 2	0- 1	2- 2			
1- 3	0- 0		0- 0	HOME	0- 1	0- 1	1- 1			
1- 2	0- 0		0- 0	AWAY	0- 1	0- 0	1- 1			
0- 0	0- 0		0- 0	NEUTRAL	0- 0	0- 0	0- 0			

[illegible]

Non-Div I Games:	Anderson (SC)	66	59
------------------	---------------	----	----

Lipscomb

Loss, Non-Conf, S Site, H Home A Away N Neutral

Little Rock

Through Games Of Feb. 3, 2017

Average RPI Win:	208	WON-LOST	WINNING	LAST 10	STRENGTH OF	OPP. STRENGTH	TEAM	ADJ.	CONF.	ADJ CONF.
Average RPI Loss:	38	RECORD	PCT. RANK	GAMES	SCHEDULE	OF SCHEDULE	RPI	RPI	RPI	RPI
DIV. I ONLY	16- 6	52	1- 1	107	117	58	58	21	21	
DIV. I NON-CONF.	6- 6	165	0- 1	17	21	58	58	19	19	
TOTALS	RPI 1-25	RPI 26-50	W-L RECORDS	RPI 51-100	RPI 101-150	RPI 150+				
16- 6	0- 3	0- 2	OVERALL	1- 0	3- 1	12- 0				
9- 2	0- 2	0- 0	HOME	1- 0	2- 0	6- 0				
7- 4	0- 1	0- 2	AWAY	0- 0	1- 1	6- 0				
0- 0	0- 0	0- 0	NEUTRAL	0- 0	0- 0	0- 0				
6- 6	0- 3	0- 2	NON-CONFERENCE	0- 0	3- 1	3- 0				
3- 2	0- 2	0- 0	HOME	0- 0	2- 0	1- 0				
3- 4	0- 1	0- 2	AWAY	0- 0	1- 1	2- 0				
0- 0	0- 0	0- 0	NEUTRAL	0- 0	0- 0	0- 0				
10- 0	0- 0	0- 0	CONFERENCE	1- 0	0- 0	9- 0				
6- 0	0- 0	0- 0	HOME	1- 0	0- 0	5- 0				
4- 0	0- 0	0- 0	AWAY	0- 0	0- 0	4- 0				
0- 0	0- 0	0- 0	NEUTRAL	0- 0	0- 0	0- 0				

RPI 1-25				RPI 26-50				RPI 51-100				RPI 101+			
RPI	S	Opponent	Score	RPI	S	Opponent	Score	RPI	S	Opponent	Score	RPI	S	Opponent	Score
4	H	Mississippi St.	44 58	28	A	LSU	49 69	100	H	Troy	77 74	110	H	Saint Louis	56 43
20	H	Texas A&M	37 55	32	A	Green Bay	31 57					121	A	Fordham	43 65
22	A	Oklahoma	58 68									139	A	Tulsa	63 58
												148	H	Oral Roberts	56 50
												162	A	Missouri St.	58 47
												186	A	Appalachian St.	77 69
												186	H	Appalachian St.	67 55
												188	A	Memphis	54 44
												205	A	Louisiana	82 64
												205	H	Louisiana	64 60
												216	H	North Texas	55 44
												246	H	South Ala.	71 54
												247	A	Coastal Caro.	74 66
												323	H	Arkansas St.	73 59
												331	A	La.-Monroe	92 47
												331	H	La.-Monroe	78 34
LAST 12 Division I GAMES:															
121	A	Fordham	43 65	323	H	Arkansas St.	73 59								
186	H	Appalachian St.	67 55	186	A	Appalachian St.	77 69								
205	A	Louisiana	82 64	247	A	Coastal Caro.	74 66								
331	A	La.-Monroe	92 47	331	H	La.-Monroe	78 34								
246	H	South Ala.	71 54	205	H	Louisiana	64 60								
100	H	Troy	77 74	28	A	LSU	49 69								

Non-Div I Games:

Little Rock

Loss, Non-Conf, S Site, H Home A Away N Neutral

Average RPI Win:	201	WON-LOST	WINNING	LAST 10	STRENGTH OF	OPP. STRENGTH	TEAM	ADJ.	CONF.	ADJ CONF.
Average RPI Loss:	106	RECORD	PCT. RANK	GAMES	SCHEDULE	OF SCHEDULE	RPI	RPI	RPI	RPI
DIV. I ONLY	14- 8	102	7- 3	127	149	94	94	25	25	
DIV. I NON-CONF.	8- 6	141	2- 2	113	84	100	100	23	23	
TOTALS	RPI 1-25	RPI 26-50	W-L RECORDS	RPI 51-100	RPI 101-150	RPI 150+				
14- 8	1- 1	0- 1	OVERALL	0- 3	3- 0	10- 3				
7- 1	0- 1	0- 0	HOME	0- 0	2- 0	5- 0				
5- 4	0- 0	0- 0	AWAY	0- 1	1- 0	4- 3				
2- 3	1- 0	0- 1	NEUTRAL	0- 2	0- 0	1- 0				
8- 6	1- 1	0- 1	NON-CONFERENCE	0- 3	1- 0	6- 1				
3- 1	0- 1	0- 0	HOME	0- 0	1- 0	2- 0				
3- 2	0- 0	0- 0	AWAY	0- 1	0- 0	3- 1				
2- 3	1- 0	0- 1	NEUTRAL	0- 2	0- 0	1- 0				
6- 2	0- 0	0- 0	CONFERENCE	0- 0	2- 0	4- 2				
4- 0	0- 0	0- 0	HOME	0- 0	1- 0	3- 0				
2- 2	0- 0	0- 0	AWAY	0- 0	1- 0	1- 2				
0- 0	0- 0	0- 0	NEUTRAL	0- 0	0- 0	0- 0				

RPI 1-25				RPI 26-50				RPI 51-100				Team's RPI: 94	RPI 101+			
RPI	S	Opponent	Score	RPI	S	Opponent	Score	RPI	S	Opponent	Score		RPI	S	Opponent	Score
11	H	Duke	46 83	46	N	Oklahoma St.	57 63	54	N	Quinnipiac	60 63		104	A	UC Davis	64 51
21	N	South Fla.	73 68					64	N	Florida	53 83		104	H	UC Davis	64 62
								70	A	Southern California	74 82		142	H	Columbia	73 60
													161	A	San Francisco	71 73
													166	H	UC Riverside	55 51
													179	H	Houston	65 55
													200	A	Loyola Marymount	81 78
													202	A	CSUN	56 63
													207	H	Pacific	66 58
													230	H	Hawaii	68 57
													237	A	UC Santa Barbara	60 65
													255	H	Cal Poly	83 80
													273	N	Boston U.	61 48
													289	A	Nevada	97 93
													302	A	Pepperdine	44 41
													338	A	Cal St. Fullerton	65 48
LAST 12 Division I GAMES:																
202	A	CSUN	56 63	104	A	UC Davis	64 51									
166	H	UC Riverside	55 51	230	H	Hawaii	68 57									
338	A	Cal St. Fullerton	65 48	142	H	Columbia	73 60									
104	H	UC Davis	64 62	54	N	Quinnipiac	60 63									
237	A	UC Santa Barbara	60 65	46	N	Oklahoma St.	57 63									
255	H	Cal Poly	83 80	21	N	South Fla.	73 68									

Non-Div I Games: Biola 76 48

Long Beach St.

■ Loss,
 ■ Non-Conf,
 ■ S Site,
 ■ Home
 ■ A Away
 N Neutral

Average RPI Win:	340	WON-LOST	WINNING	LAST 10	STRENGTH OF	OPP. STRENGTH	TEAM	ADJ.	CONF.	ADJ CONF.
Average RPI Loss:	206	RECORD	PCT. RANK	GAMES	SCHEDULE	OF SCHEDULE	RPI	RPI	RPI	RPI
DIV. I ONLY	2- 16	336	0- 9	270	334	334	334	28	28	
DIV. I NON-CONF.	2- 7	284	1- 1	180	335	278	278	28	28	
TOTALS	RPI 1-25	RPI 26-50	W-L RECORDS	RPI 51-100	RPI 101-150	RPI 150+				
2- 16	0- 1	0- 2	OVERALL	0- 1	0- 1	2- 11				
1- 6	0- 0	0- 0	HOME	0- 0	0- 0	1- 6				
1- 10	0- 0	0- 1	AWAY	0- 0	0- 1	1- 1				
0- 0	0- 0	0- 0	NEUTRAL	0- 0	0- 0	0- 0				
2- 7	0- 1	0- 2	NON-CONFERENCE	0- 1	0- 0	2- 3				
1- 1	0- 0	0- 0	HOME	0- 0	0- 0	1- 1				
1- 6	0- 1	0- 2	AWAY	0- 1	0- 0	1- 2				
0- 0	0- 0	0- 0	NEUTRAL	0- 0	0- 0	0- 0				
0- 9	0- 0	0- 0	CONFERENCE	0- 0	0- 1	0- 8				
0- 5	0- 0	0- 0	HOME	0- 0	0- 0	0- 5				
0- 4	0- 0	0- 0	AWAY	0- 0	0- 1	0- 3				
0- 0	0- 0	0- 0	NEUTRAL	0- 0	0- 0	0- 0				

RPI 1-25				RPI 26-50				RPI 51-100				RPI 101+ Team's RPI: 334			
RPI	S	Opponent	Score	RPI	S	Opponent	Score	RPI	S	Opponent	Score	RPI	S	Opponent	Score
11	A	Duke	48 105	39	A	Marquette	37 87	80	A	Charlotte	41 66	123	A	Radford	55 73
				49	A	West Virginia	40 107					214	H	UNC Asheville	53 80
												226	H	Campbell	54 66
												234	A	Marshall	50 70
												240	A	Presbyterian	55 65
												267	H	Norfolk St.	56 85
												271	A	Liberty	47 92
												280	H	Gardner-Webb	43 77
												282	H	Charleston So.	47 62
												306	H	High Point	49 80
												326	A	Winthrop	72 78
												337	A	UMass Lowell	72 59
												342	H	Delaware St.	88 77
												344	A	Fairleigh Dickinson	59 75
LAST 12 Division I GAMES:															
306	H	High Point	49 80	280	H	Gardner-Webb	43 77								
282	H	Charleston So.	47 62	214	H	UNC Asheville	53 80								
326	A	Winthrop	72 78	240	A	Presbyterian	55 65								
226	H	Campbell	54 66	342	H	Delaware St.	88 77								
271	A	Liberty	47 92	234	A	Marshall	50 70								
123	A	Radford	55 73	49	A	West Virginia	40 107								

Non-Div I Games: West Va. Tech 58 76 Milligan 71 47

Longwood

Loss, Non-Conf, S Site, H Home A Away N Neutral

Average RPI Win:	286	WON-LOST	WINNING	LAST 10	STRENGTH OF	OPP. STRENGTH	TEAM	ADJ.	CONF.	ADJ CONF.
Average RPI Loss:	116	RECORD	PCT. RANK	GAMES	SCHEDULE	OF SCHEDULE	RPI	RPI	RPI	RPI
DIV. I ONLY	9- 8	147	5- 5	244	234	205	205	21	21	
DIV. I NON-CONF.	4- 3	141	2- 0	248	175	182	182	19	19	
TOTALS	RPI 1-25	RPI 26-50	W-L RECORDS	RPI 51-100	RPI 101-150	RPI 150+				
9- 8	0- 1	0- 0	OVERALL	0- 3	0- 1	9- 3				
6- 2	0- 0	0- 0	HOME	0- 1	0- 0	6- 1				
2- 5	0- 0	0- 0	AWAY	0- 1	0- 1	2- 0				
1- 1	0- 1	0- 0	NEUTRAL	0- 0	0- 0	1- 0				
4- 3	0- 1	0- 0	NON-CONFERENCE	0- 0	0- 1	4- 1				
2- 1	0- 0	0- 0	HOME	0- 0	0- 0	2- 1				
1- 1	0- 0	0- 0	AWAY	0- 0	0- 1	1- 0				
1- 1	0- 1	0- 0	NEUTRAL	0- 0	0- 0	1- 0				
5- 5	0- 0	0- 0	CONFERENCE	0- 3	0- 0	5- 2				
4- 1	0- 0	0- 0	HOME	0- 1	0- 0	4- 0				
1- 4	0- 0	0- 0	AWAY	0- 2	0- 0	1- 2				
0- 0	0- 0	0- 0	NEUTRAL	0- 0	0- 0	0- 0				

RPI 1-25				RPI 26-50				RPI 51-100				RPI 101+ Team's RPI: 205			
RPI	S	Opponent	Score	RPI	S	Opponent	Score	RPI	S	Opponent	Score	RPI	S	Opponent	Score
2	N	Notre Dame	51 91					51	A	UT Arlington	66 79	120	A	Southern Miss.	49 71
								58	A	Little Rock	60 64	173	H	Louisiana Tech	80 72
								58	H	Little Rock	64 82	179	H	Houston	64 69
												208	A	Texas St.	40 62
												253	A	Ga. Southern	60 63
												253	H	Ga. Southern	79 52
												272	H	Georgia St.	72 65
												279	A	McNeese	77 70
												286	N	Southeast Mo. St.	82 78
												323	A	Arkansas St.	80 72
												323	H	Arkansas St.	72 60
												331	H	La.-Monroe	67 57
												336	H	Southeastern La.	86 77
LAST 12 Division I GAMES:															
253	A	Ga. Southern	60 63	272	H	Georgia St.	72 65								
58	H	Little Rock	64 82	331	H	La.-Monroe	67 57								
323	H	Arkansas St.	72 60	323	A	Arkansas St.	80 72								
208	A	Texas St.	40 62	58	A	Little Rock	60 64								
51	A	UT Arlington	66 79	173	H	Louisiana Tech	80 72								
253	H	Ga. Southern	79 52	336	H	Southeastern La.	86 77								

Non-Div I Games: Xavier (LA) 74 55 Southern-N.O. 87 57

Louisiana

Loss, Non-Conf, S Site, H Home A Away N Neutral

Average RPI Win:	216	WON-LOST	WINNING	LAST 10	STRENGTH OF	OPP. STRENGTH	TEAM	ADJ.	CONF.	ADJ CONF.
Average RPI Loss:	129	RECORD	PCT. RANK	GAMES	SCHEDULE	OF SCHEDULE	RPI	RPI	RPI	RPI
DIV. I ONLY	9- 11	203	5- 5	137	156	173	173	15	15	
DIV. I NON-CONF.	4- 6	209	0- 2	186	216	211	211	16	16	
TOTALS	RPI 1-25	RPI 26-50	W-L RECORDS	RPI 51-100	RPI 101-150	RPI 150+				
9- 11	0- 1	0- 1	OVERALL	1- 2	1- 3	7- 4				
5- 5	0- 1	0- 1	HOME	1- 1	1- 2	3- 0				
4- 6	0- 0	0- 0	AWAY	0- 1	0- 1	4- 4				
0- 0	0- 0	0- 0	NEUTRAL	0- 0	0- 0	0- 0				
4- 6	0- 1	0- 1	NON-CONFERENCE	0- 0	0- 2	4- 2				
2- 3	0- 1	0- 1	HOME	0- 0	0- 1	2- 0				
2- 3	0- 0	0- 0	AWAY	0- 0	0- 1	2- 2				
0- 0	0- 0	0- 0	NEUTRAL	0- 0	0- 0	0- 0				
5- 5	0- 0	0- 0	CONFERENCE	1- 2	1- 1	3- 2				
3- 2	0- 0	0- 0	HOME	1- 1	1- 1	1- 0				
2- 3	0- 0	0- 0	AWAY	0- 1	0- 0	2- 2				
0- 0	0- 0	0- 0	NEUTRAL	0- 0	0- 0	0- 0				

RPI 1-25				RPI 26-50				RPI 51-100				RPI 101+ Team's RPI: 173			
RPI	S	Opponent	Score	RPI	S	Opponent	Score	RPI	S	Opponent	Score	RPI	S	Opponent	Score
24	H	Auburn	66 76	28	H	LSU	73 77	80	H	Charlotte	80 54	102	H	SFA	58 60
								84	H	Middle Tenn.	65 79	120	H	Southern Miss.	72 61
								86	A	Western Ky.	58 67	122	A	Clemson	67 78
												128	H	Old Dominion	64 69
												152	A	Rice	70 67
												156	A	UTSA	61 63
												188	A	Memphis	54 56
												191	H	UAB	64 63
												205	A	Louisiana	72 80
												216	A	North Texas	72 65
												266	H	Grambling	69 55
												279	A	McNeese	66 56
												293	A	UTEP	62 69
												305	H	Nicholls St.	68 52
												331	A	La.-Monroe	73 53
LAST 12 Division I GAMES:															
				86	A	Western Ky.	58 67	80	H	Charlotte	80 54				
				84	H	Middle Tenn.	65 79	156	A	UTSA	61 63				
				191	H	UAB	64 63	293	A	UTEP	62 69				
				216	A	North Texas	72 65	120	H	Southern Miss.	72 61				
				152	A	Rice	70 67	205	A	Louisiana	72 80				
				128	H	Old Dominion	64 69	188	A	Memphis	54 56				

Non-Div I Games: LSU-Alexandria 103 63

Louisiana Tech

■ Loss,
 ■ Non-Conf, S Site,
 ■ Home
 ■ Away
 N Neutral

Louisville

Through Games Of Feb. 3, 2017

Average RPI Win:	119	WON-LOST	WINNING	LAST 10	STRENGTH OF	OPP. STRENGTH	TEAM	ADJ.	CONF.	ADJ CONF.
Average RPI Loss:	15	RECORD	PCT. RANK	GAMES	SCHEDULE	OF SCHEDULE	RPI	RPI	RPI	RPI
DIV. I ONLY	20- 5	22	7- 3	12	23	14	14	3	3	
DIV. I NON-CONF.	13- 2	22	2- 0	44	30	13	13	4	4	
TOTALS	RPI 1-25	RPI 26-50	W-L RECORDS	RPI 51-100	RPI 101-150	RPI 150+				
20- 5	3- 4	2- 1	OVERALL	6- 0	4- 0	5- 0				
13- 2	2- 1	2- 1	HOME	4- 0	1- 0	4- 0				
7- 2	1- 2	0- 0	AWAY	2- 0	3- 0	1- 0				
0- 1	0- 1	0- 0	NEUTRAL	0- 0	0- 0	0- 0				
13- 2	2- 2	1- 0	NON-CONFERENCE	4- 0	1- 0	5- 0				
9- 1	1- 1	1- 0	HOME	3- 0	0- 0	4- 0				
4- 0	1- 0	0- 0	AWAY	1- 0	1- 0	1- 0				
0- 1	0- 1	0- 0	NEUTRAL	0- 0	0- 0	0- 0				
7- 3	1- 2	1- 1	CONFERENCE	2- 0	3- 0	0- 0				
4- 1	1- 0	1- 1	HOME	1- 0	1- 0	0- 0				
3- 2	0- 2	0- 0	AWAY	1- 0	2- 0	0- 0				
0- 0	0- 0	0- 0	NEUTRAL	0- 0	0- 0	0- 0				

RPI S	Opponent	Score	RPI S	Opponent	Score	RPI S	Opponent	Score	RPI S	Opponent	Score
3 N	South Carolina	59 83	36 H	North Carolina St.	70 72	55 H	Georgia Tech	91 51	111 A	Vanderbilt	78 66
7 A	Florida St.	65 72	37 H	Syracuse	91 76	63 A	Virginia	86 81	122 A	Clemson	60 46
11 A	Duke	55 58	40 H	South Dakota St.	83 30	77 H	Belmont	73 50	133 A	Pittsburgh	63 48
16 H	Kentucky	69 67				84 A	Middle Tenn.	91 72	133 H	Pittsburgh	73 52
18 H	Maryland	72 78				86 H	Western Ky.	68 61	180 H	Col. of Charleston	86 58
19 H	Miami (FL)	63 59				92 H	Chattanooga	63 47	256 H	Bowling Green	83 58
21 A	South Fla.	66 52							264 A	UT Martin	100 57
									274 H	Evansville	89 47
									324 H	Lafayette	92 48
LAST 12 Division I GAMES:											
36 H	North Carolina St.	70 72	7 A	Florida St.	65 72						
133 A	Pittsburgh	63 48	133 H	Pittsburgh	73 52						
122 A	Clemson	60 46	63 A	Virginia	86 81						
21 A	South Fla.	66 52	11 A	Duke	55 58						
55 H	Georgia Tech	91 51	37 H	Syracuse	91 76						
19 H	Miami (FL)	63 59	111 A	Vanderbilt	78 66						

Non-Div I Games:

Louisville

■ Loss,
 ■ Non-Conf, S Site,
 ■ Home
 ■ Away
 N Neutral

Average RPI Win:	323	WON-LOST	WINNING	LAST 10	STRENGTH OF	OPP. STRENGTH	TEAM	ADJ.	CONF.	ADJ CONF.
Average RPI Loss:	134	RECORD	PCT. RANK	GAMES	SCHEDULE	OF SCHEDULE	RPI	RPI	RPI	RPI
DIV. I ONLY	2- 19	340	1- 9	104	179	310	310	16	16	
DIV. I NON-CONF.	1- 10	325	0- 2	30	178	251	251	14	14	
TOTALS	RPI 1-25	RPI 26-50	W-L RECORDS	RPI 51-100	RPI 101-150	RPI 150+				
2- 19	0- 2	0- 2	OVERALL	0- 3	0- 3	2- 9				
2- 7	0- 1	0- 0	HOME	0- 1	0- 0	2- 5				
0- 10	0- 1	0- 2	AWAY	0- 1	0- 2	0- 4				
0- 2	0- 0	0- 0	NEUTRAL	0- 1	0- 1	0- 0				
1- 10	0- 2	0- 0	NON-CONFERENCE	0- 3	0- 3	1- 2				
1- 3	0- 1	0- 0	HOME	0- 1	0- 0	1- 1				
0- 5	0- 1	0- 0	AWAY	0- 1	0- 2	0- 1				
0- 2	0- 0	0- 0	NEUTRAL	0- 1	0- 1	0- 0				
1- 9	0- 0	0- 2	CONFERENCE	0- 0	0- 0	1- 7				
1- 4	0- 0	0- 0	HOME	0- 0	0- 0	1- 4				
0- 5	0- 0	0- 2	AWAY	0- 0	0- 0	0- 3				
0- 0	0- 0	0- 0	NEUTRAL	0- 0	0- 0	0- 0				

RPI 1-25				RPI 26-50				RPI 51-100				RPI 101+ Team's RPI: 310			
RPI	S	Opponent	Score	RPI	S	Opponent	Score	RPI	S	Opponent	Score	RPI	S	Opponent	Score
15	H	DePaul	46 107	29	A	Drake	46 89	79	A	Central Mich.	57 95	122	N	Clemson	40 61
19	A	Miami (FL)	43 81	50	A	UNI	30 68	85	H	Northern Ill.	70 90	132	A	Lamar University	50 76
								100	N	Troy	67 91	133	A	Pittsburgh	35 59
												162	H	Missouri St.	32 60
												163	H	Milwaukee	46 73
												165	A	Western Mich.	53 65
												168	H	Wichita St.	64 83
												182	H	Indiana St.	38 48
												201	A	Southern Ill.	57 73
												233	A	Bradley	45 72
												233	H	Bradley	53 60
												274	A	Evansville	36 67
												317	H	Illinois St.	64 61
												329	H	Chicago St.	59 54
LAST 12 Division I GAMES:															
233	A	Bradley	45 72	233	H	Bradley	53 60								
168	H	Wichita St.	64 83	317	H	Illinois St.	64 61								
162	H	Missouri St.	32 60	274	A	Evansville	36 67								
50	A	UNI	30 68	201	A	Southern Ill.	57 73								
29	A	Drake	46 89	132	A	Lamar University	50 76								
182	H	Indiana St.	38 48	15	H	DePaul	46 107								

Non-Div I Games:

Loyola Chicago

■ Loss,
■ Non-Conf, S Site,
■ Home
■ Away
N Neutral

Loyola Maryland

Through Games Of Feb. 3, 2017

Average RPI Win:	286	WON-LOST	WINNING	LAST 10	STRENGTH OF	OPP. STRENGTH	TEAM	ADJ.	CONF.	ADJ CONF.
Average RPI Loss:	138	RECORD	PCT. RANK	GAMES	SCHEDULE	OF SCHEDULE	RPI	RPI	RPI	RPI
DIV. I ONLY	9- 12	211	5- 5	236	240	245	245	24	24	
DIV. I NON-CONF.	4- 7	224	0- 2	154	215	225	225	25	25	
TOTALS	RPI 1-25	RPI 26-50	W-L RECORDS	RPI 51-100	RPI 101-150	RPI 150+				
9- 12	0- 1	0- 1	OVERALL	0- 2	0- 4	9- 4				
7- 5	0- 1	0- 1	HOME	0- 0	0- 2	7- 1				
2- 7	0- 0	0- 0	AWAY	0- 2	0- 2	2- 3				
0- 0	0- 0	0- 0	NEUTRAL	0- 0	0- 0	0- 0				
4- 7	0- 1	0- 0	NON-CONFERENCE	0- 2	0- 3	4- 1				
3- 3	0- 1	0- 0	HOME	0- 0	0- 2	3- 0				
1- 4	0- 0	0- 0	AWAY	0- 2	0- 1	1- 1				
0- 0	0- 0	0- 0	NEUTRAL	0- 0	0- 0	0- 0				
5- 5	0- 0	0- 1	CONFERENCE	0- 0	0- 1	5- 3				
4- 2	0- 0	0- 1	HOME	0- 0	0- 0	4- 1				
1- 3	0- 0	0- 0	AWAY	0- 0	0- 1	1- 2				
0- 0	0- 0	0- 0	NEUTRAL	0- 0	0- 0	0- 0				

RPI 1-25				RPI 26-50				RPI 51-100				RPI 101+ Team's RPI: 245			
RPI	S	Opponent	Score	RPI	S	Opponent	Score	RPI	S	Opponent	Score	RPI	S	Opponent	Score
18	H	Maryland	60 79	48	H	Bucknell	66 72	68	A	George Washington	64 74	106	A	Navy	51 77
								99	A	Cornell	50 58	107	H	Delaware	45 47
												133	A	Pittsburgh	44 74
												142	H	Columbia	53 65
												169	H	Army West Point	71 62
												172	A	Fairfield	57 58
												185	H	American	45 60
												250	A	UMBC	70 65
												270	H	Colgate	87 77
												273	A	Boston U.	58 61
												283	H	Lipscomb	74 30
												308	A	Lehigh	69 86
												308	H	Lehigh	62 58
												321	H	St. Francis Brooklyn	69 60
												324	A	Lafayette	60 55
												324	H	Lafayette	75 47
												325	H	Mt. St. Mary's	58 53
LAST 12 Division I GAMES:															
308	A	Lehigh	69 86	169	H	Army West Point	71 62								
324	H	Lafayette	75 47	308	H	Lehigh	62 58								
270	H	Colgate	87 77	324	A	Lafayette	60 55								
48	H	Bucknell	66 72	185	H	American	45 60								
273	A	Boston U.	58 61	68	A	George Washington	64 74								
106	A	Navy	51 77	18	H	Maryland	60 79								

Non-Div I Games:

Loyola Maryland

Loss, Non-Conf, S Site, H Home A Away N Neutral

Average RPI Win:	235	WON-LOST	WINNING	LAST 10	STRENGTH OF	OPP. STRENGTH	TEAM	ADJ.	CONF.	ADJ CONF.
Average RPI Loss:	112	RECORD	PCT. RANK	GAMES	SCHEDULE	OF SCHEDULE	RPI	RPI	RPI	RPI
DIV. I ONLY	11- 11	166	6- 4	219	146	200	200	14	14	
DIV. I NON-CONF.	5- 6	186	0- 1	229	198	206	206	12	12	
TOTALS	RPI 1-25	RPI 26-50	W-L RECORDS	RPI 51-100	RPI 101-150	RPI 150+				
11- 11	0- 0	0- 1	OVERALL	1- 5	1- 3	9- 2				
7- 5	0- 0	0- 0	HOME	1- 3	1- 1	5- 1				
4- 6	0- 0	0- 1	AWAY	0- 0	0- 1	4- 0				
0- 0	0- 0	0- 0	NEUTRAL	0- 0	0- 0	0- 0				
5- 6	0- 0	0- 1	NON-CONFERENCE	0- 3	0- 1	5- 1				
2- 4	0- 0	0- 0	HOME	0- 2	0- 1	2- 1				
3- 2	0- 0	0- 1	AWAY	0- 1	0- 0	3- 0				
0- 0	0- 0	0- 0	NEUTRAL	0- 0	0- 0	0- 0				
6- 5	0- 0	0- 0	CONFERENCE	1- 2	1- 2	4- 1				
5- 1	0- 0	0- 0	HOME	1- 1	1- 0	3- 0				
1- 4	0- 0	0- 0	AWAY	0- 1	0- 2	1- 1				
0- 0	0- 0	0- 0	NEUTRAL	0- 0	0- 0	0- 0				

RPI S	Opponent	Score	RPI S	Opponent	Score	RPI S	Opponent	Score	RPI S	Opponent	Score	Team's RPI: 200
46	A Oklahoma St.	58 66	67	A Washington St.	45 92	110	H Saint Louis	76 90	131	A St. Mary's (CA)	59 74	
			77	H Belmont	72 79	147	A Santa Clara	64 71	147	H Santa Clara	61 50	
			81	H Gonzaga	56 80	166	H UC Riverside	72 75	207	A Pacific	65 52	
			94	H Long Beach St.	78 81	218	A San Diego	58 61	218	H San Diego	63 55	
			97	A BYU	59 76	222	A Seattle U	62 59	224	A San Diego St.	60 53	
			97	H BYU	77 74	237	H UC Santa Barbara	57 55	268	H Portland	69 54	
						302	H Pepperdine	72 60	327	H UC Irvine	58 39	
						338	A Cal St. Fullerton	77 62				
LAST 12 Division I GAMES:												
218	H San Diego	63 55	81	H Gonzaga	56 80							
97	H BYU	77 74	147	A Santa Clara	64 71							
207	A Pacific	65 52	302	H Pepperdine	72 60							
147	H Santa Clara	61 50	97	A BYU	59 76							
218	A San Diego	58 61	131	A St. Mary's (CA)	59 74							
268	H Portland	69 54	166	H UC Riverside	72 75							

Non-Div I Games:

Loyola Marymount

■ Loss,
 ■ Non-Conf, S Site,
 ■ Home
 ■ Away
 N Neutral

Average RPI Win: 211	WON-LOST	WINNING	LAST 10	STRENGTH OF	OPP. STRENGTH	TEAM	ADJ.	CONF.	ADJ CONF.
Average RPI Loss: 111	RECORD	PCT. RANK	GAMES	SCHEDULE	OF SCHEDULE	RPI	RPI	RPI	RPI
DIV. I ONLY	12- 12	166	5- 5	105	113	119	119	22	22
DIV. I NON-CONF.	7- 8	181	0- 3	46	38	89	89	21	21
TOTALS	RPI 1-25	RPI 26-50	W-L RECORDS	RPI 51-100	RPI 101-150	RPI 150+			
12- 12	0- 3	0- 2	OVERALL	2- 1	1- 2	9- 4			
7- 1	0- 1	0- 0	HOME	1- 0	1- 0	5- 0			
2- 10	0- 2	0- 2	AWAY	0- 1	0- 1	2- 4			
3- 1	0- 0	0- 0	NEUTRAL	1- 0	0- 1	2- 0			
7- 8	0- 3	0- 2	NON-CONFERENCE	2- 0	0- 2	5- 1			
3- 1	0- 1	0- 0	HOME	1- 0	0- 0	2- 0			
1- 6	0- 2	0- 2	AWAY	0- 0	0- 1	1- 1			
3- 1	0- 0	0- 0	NEUTRAL	1- 0	0- 1	2- 0			
5- 4	0- 0	0- 0	CONFERENCE	0- 1	1- 0	4- 3			
4- 0	0- 0	0- 0	HOME	0- 0	1- 0	3- 0			
1- 4	0- 0	0- 0	AWAY	0- 1	0- 0	1- 3			
0- 0	0- 0	0- 0	NEUTRAL	0- 0	0- 0	0- 0			

RPI 1-25				RPI 26-50				RPI 51-100				RPI 101+ Team's RPI: 119			
RPI	S	Opponent	Score	RPI	S	Opponent	Score	RPI	S	Opponent	Score	RPI	S	Opponent	Score
3	A	South Carolina	42 79	26	A	Harvard	62 69	91	A	New Hampshire	44 50	122	A	Clemson	61 69
4	H	Mississippi St.	43 87	35	A	Tulane	62 77	92	N	Chattanooga	49 39	134	H	Hartford	73 62
19	A	Miami (FL)	51 76					96	H	Purdue	67 47	141	N	Hampton	49 58
												167	A	Boston College	53 64
												171	H	Northeastern	68 49
												176	H	Albany (NY)	84 71
												178	N	ETSU	61 48
												197	A	Binghamton	52 58
												215	H	Dartmouth	60 55
												243	A	Stony Brook	41 55
												250	H	UMBC	72 40
												281	A	Vermont	52 55
												281	H	Vermont	59 43
												295	A	Bryant	77 52
												311	N	Saint Peter's	59 43
												337	A	UMass Lowell	65 44
LAST 12 Division I GAMES:															
281	H	Vermont	59 43	337	A	UMass Lowell	65 44								
197	A	Binghamton	52 58	250	H	UMBC	72 40								
176	H	Albany (NY)	84 71	281	A	Vermont	52 55								
91	A	New Hampshire	44 50	167	A	Boston College	53 64								
134	H	Hartford	73 62	35	A	Tulane	62 77								
243	A	Stony Brook	41 55	19	A	Miami (FL)	51 76								

Non-Div I Games:

Maine

■ Loss,
 ■ Non-Conf, S Site,
 ■ Home
 ■ Away
 N Neutral

Average RPI Win:	253	WON-LOST	WINNING	LAST 10	STRENGTH OF	OPP. STRENGTH	TEAM	ADJ.	CONF.	ADJ CONF.
Average RPI Loss:	153	RECORD	PCT. RANK	GAMES	SCHEDULE	OF SCHEDULE	RPI	RPI	RPI	RPI
DIV. I ONLY	7- 15	268	2- 8	180	251	251	251	17	17	
DIV. I NON-CONF.	4- 5	198	0- 1	62	306	140	140	17	17	
TOTALS	RPI 1-25	RPI 26-50	W-L RECORDS	RPI 51-100	RPI 101-150	RPI 150+				
7- 15	0- 0	0- 1	OVERALL	0- 3	1- 3	6- 8				
4- 7	0- 0	0- 0	HOME	0- 1	1- 1	3- 5				
3- 8	0- 0	0- 0	AWAY	0- 1	0- 1	3- 0				
0- 0	0- 0	0- 0	NEUTRAL	0- 0	0- 0	0- 0				
4- 5	0- 0	0- 1	NON-CONFERENCE	0- 2	1- 1	3- 1				
2- 2	0- 0	0- 0	HOME	0- 1	1- 0	1- 1				
2- 3	0- 0	0- 1	AWAY	0- 1	0- 1	2- 0				
0- 0	0- 0	0- 0	NEUTRAL	0- 0	0- 0	0- 0				
3- 10	0- 0	0- 0	CONFERENCE	0- 1	0- 2	3- 7				
2- 5	0- 0	0- 0	HOME	0- 0	0- 1	2- 4				
1- 5	0- 0	0- 0	AWAY	0- 1	0- 1	1- 3				
0- 0	0- 0	0- 0	NEUTRAL	0- 0	0- 0	0- 0				

RPI S	Opponent	Score	RPI S	Opponent	Score	RPI S	Opponent	Score	RPI S	Opponent	Score	Team's RPI: 251
48	A Bucknell	64 69	54	A Quinnipiac	38 81	121	A Fordham	60 63				
			71	A Buffalo	39 73	130	A Rider	64 73				
			91	H New Hampshire	42 59	130	H Rider	36 53				
						145	H Yale	63 57				
						151	A Iona	53 70				
						151	H Iona	62 76				
						170	A Brown	58 57				
						172	A Fairfield	56 71				
						196	H Siena	68 66				
						223	H Niagara	59 62				
						236	H Marist	47 62				
						238	A Canisius	48 58				
						238	H Canisius	57 62				
						243	H Stony Brook	50 55				
						311	A Saint Peter's	69 65				
						311	H Saint Peter's	57 44				
						314	H Holy Cross	60 56				
						321	A St. Francis Brooklyn	55 52				
LAST 12 Division I GAMES:												
238	A Canisius	48 58	54	A Quinnipiac	38 81							
311	H Saint Peter's	57 44	172	A Fairfield	56 71							
130	A Rider	64 73	130	H Rider	36 53							
311	A Saint Peter's	69 65	238	H Canisius	57 62							
151	H Iona	62 76	196	H Siena	68 66							
223	H Niagara	59 62	91	H New Hampshire	42 59							

Non-Div I Games:

Manhattan

■ Loss,
 ■ Non-Conf,
 ■ S Site,
 ■ H Home
 ■ A Away
 N Neutral

Average RPI Win: 231	WON-LOST	WINNING	LAST 10	STRENGTH OF	OPP. STRENGTH	TEAM	ADJ.	CONF.	ADJ CONF.
Average RPI Loss: 179	RECORD	PCT. RANK	GAMES	SCHEDULE	OF SCHEDULE	RPI	RPI	RPI	RPI
DIV. I ONLY	11- 12	184	6- 4	321	134	236	236	17	17
DIV. I NON-CONF.	3- 7	250	0- 1	320	63	302	302	17	17
TOTALS	RPI 1-25	RPI 26-50	W-L RECORDS	RPI 51-100	RPI 101-150	RPI 150+			
11- 12	0- 2	0- 0	OVERALL	0- 0	0- 2	11- 8			
3- 6	0- 1	0- 0	HOME	0- 0	0- 1	3- 4			
7- 4	0- 0	0- 0	AWAY	0- 0	0- 0	7- 4			
1- 2	0- 1	0- 0	NEUTRAL	0- 0	0- 1	1- 0			
3- 7	0- 2	0- 0	NON-CONFERENCE	0- 0	0- 1	3- 4			
1- 2	0- 1	0- 0	HOME	0- 0	0- 0	1- 1			
1- 3	0- 0	0- 0	AWAY	0- 0	0- 0	1- 3			
1- 2	0- 1	0- 0	NEUTRAL	0- 0	0- 1	1- 0			
8- 5	0- 0	0- 0	CONFERENCE	0- 0	0- 1	8- 4			
2- 4	0- 0	0- 0	HOME	0- 0	0- 1	2- 3			
6- 1	0- 0	0- 0	AWAY	0- 0	0- 0	6- 1			
0- 0	0- 0	0- 0	NEUTRAL	0- 0	0- 0	0- 0			

RPI 1-25				RPI 26-50				RPI 51-100				RPI 101+ Team's RPI: 236			
RPI	S	Opponent	Score	RPI	S	Opponent	Score	RPI	S	Opponent	Score	RPI	S	Opponent	Score
23	H	Creighton	50 72									108	N	East Carolina	68 70
24	N	Auburn	51 52									130	H	Rider	56 69
												151	A	Iona	68 62
												151	H	Iona	37 48
												172	H	Fairfield	71 55
												181	H	Seton Hall	63 76
												190	A	Hofstra	42 62
												196	A	Siena	70 59
												196	H	Siena	68 69
												215	A	Dartmouth	66 61
												223	A	Niagara	60 58
												235	A	Monmouth	69 79
												238	A	Canisius	85 74
												238	H	Canisius	67 60
												251	A	Manhattan	62 47
												273	H	Boston U.	76 57
												275	N	N.C. A&T	69 64
												290	A	Rhode Island	61 82
												311	A	Saint Peter's	66 58
												311	H	Saint Peter's	69 73
												314	A	Holy Cross	46 50
LAST 12 Division I GAMES:															
311	A	Saint Peter's	66 58	130	H	Rider	56 69								
196	A	Siena	70 59	223	A	Niagara	60 58								
238	H	Canisius	67 60	238	A	Canisius	85 74								
151	H	Iona	37 48	235	A	Monmouth	69 79								
196	H	Siena	68 69	172	H	Fairfield	71 55								
151	A	Iona	68 62	23	H	Creighton	50 72								

Non-Div I Games:

Marist

■ Loss,
 ■ Non-Conf,
 ■ S Site,
 ■ H Home
 ■ A Away
 N Neutral

Average RPI Win:	144	WON-LOST	WINNING	LAST 10	STRENGTH OF	OPP. STRENGTH	TEAM	ADJ.	CONF.	ADJ CONF.
Average RPI Loss:	77	RECORD	PCT. RANK	GAMES	SCHEDULE	OF SCHEDULE	RPI	RPI	RPI	RPI
DIV. I ONLY	17- 6	44	6- 4	69	60	39	39	7	7	
DIV. I NON-CONF.	9- 2	37	0- 0	85	79	44	44	7	7	
TOTALS	RPI 1-25	RPI 26-50	W-L RECORDS	RPI 51-100	RPI 101-150	RPI 150+				
17- 6	2- 2	2- 1	OVERALL	2- 1	1- 1	10- 1				
10- 2	0- 1	1- 1	HOME	1- 0	1- 0	7- 0				
7- 3	2- 1	1- 0	AWAY	1- 1	0- 0	3- 1				
0- 1	0- 0	0- 0	NEUTRAL	0- 0	0- 1	0- 0				
9- 2	1- 0	1- 1	NON-CONFERENCE	1- 0	1- 1	5- 0				
6- 1	0- 0	1- 1	HOME	1- 0	1- 0	3- 0				
3- 0	1- 0	0- 0	AWAY	0- 0	0- 0	2- 0				
0- 1	0- 0	0- 0	NEUTRAL	0- 0	0- 1	0- 0				
8- 4	1- 2	1- 0	CONFERENCE	1- 1	0- 0	5- 1				
4- 1	0- 1	0- 0	HOME	0- 0	0- 0	4- 0				
4- 3	1- 1	1- 0	AWAY	1- 1	0- 0	1- 1				
0- 0	0- 0	0- 0	NEUTRAL	0- 0	0- 0	0- 0				

RPI 1-25				RPI 26-50				Team's RPI: 39	RPI 51-100				RPI 101+			
RPI	S	Opponent	Score	RPI	S	Opponent	Score		RPI	S	Opponent	Score	RPI	S	Opponent	Score
6	A	Oregon St.	74 73	30	H	Arizona St.	75 63		69	A	Villanova	77 71	147	N	Santa Clara	62 65
15	A	DePaul	102 101	32	H	Green Bay	63 78		82	A	St. John's (NY)	64 70	150	H	New Mexico	62 52
23	A	Creighton	77 80	43	A	Georgetown	84 77		90	H	Western Ill.	77 61	157	A	Providence	64 66
23	H	Creighton	63 83										157	H	Providence	79 74
													163	H	Milwaukee	85 74
													177	H	Xavier	85 61
													181	A	Seton Hall	83 77
													181	H	Seton Hall	103 60
													206	A	Wisconsin	81 75
													207	A	Pacific	89 75
													220	H	Saint Francis (PA)	104 91
													225	H	Butler	91 53
													334	H	Longwood	87 37
LAST 12 Division I GAMES:																
181	H	Seton Hall	103 60	181	A	Seton Hall	83 77		181	A	Seton Hall	83 77				
23	A	Creighton	77 80	82	A	St. John's (NY)	64 70		82	A	St. John's (NY)	64 70				
157	A	Providence	64 66	157	H	Providence	79 74		157	H	Providence	79 74				
15	A	DePaul	102 101	23	H	Creighton	63 83		23	H	Creighton	63 83				
225	H	Butler	91 53	43	A	Georgetown	84 77		43	A	Georgetown	84 77				
177	H	Xavier	85 61	69	A	Villanova	77 71		69	A	Villanova	77 71				

Non-Div I Games:

Marquette

Average RPI Win:	275	WON-LOST	WINNING	LAST 10	STRENGTH OF	OPP. STRENGTH	TEAM	ADJ.	CONF.	ADJ CONF.
Average RPI Loss:	139	RECORD	PCT. RANK	GAMES	SCHEDULE	OF SCHEDULE	RPI	RPI	RPI	RPI
DIV. I ONLY	10- 9	148	4- 6	314	214	234	234	15	15	
DIV. I NON-CONF.	6- 3	97	1- 0	349	312	248	248	16	16	
TOTALS	RPI 1-25	RPI 26-50	W-L RECORDS	RPI 51-100	RPI 101-150	RPI 150+				
10- 9	0- 0	0- 0	OVERALL	0- 5	0- 2	10- 2				
7- 2	0- 0	0- 0	HOME	0- 1	0- 1	7- 0				
2- 6	0- 0	0- 0	AWAY	0- 4	0- 1	2- 1				
1- 1	0- 0	0- 0	NEUTRAL	0- 0	0- 0	1- 1				
6- 3	0- 0	0- 0	NON-CONFERENCE	0- 2	0- 0	6- 1				
4- 0	0- 0	0- 0	HOME	0- 0	0- 0	4- 0				
1- 2	0- 0	0- 0	AWAY	0- 2	0- 0	1- 0				
1- 1	0- 0	0- 0	NEUTRAL	0- 0	0- 0	1- 1				
4- 6	0- 0	0- 0	CONFERENCE	0- 3	0- 2	4- 1				
3- 2	0- 0	0- 0	HOME	0- 1	0- 1	3- 0				
1- 4	0- 0	0- 0	AWAY	0- 2	0- 1	1- 1				
0- 0	0- 0	0- 0	NEUTRAL	0- 0	0- 0	0- 0				

RPI 1-25				RPI 26-50				RPI 51-100				RPI 101+				Team's RPI: 234	
RPI	S	Opponent	Score	RPI	S	Opponent	Score	RPI	S	Opponent	Score	RPI	S	Opponent	Score		
								72	A	North Carolina	53	75	120	H	Southern Miss.	78	82
								80	A	Charlotte	77	93	128	A	Old Dominion	69	73
								84	H	Middle Tenn.	63	72	156	A	UTSA	88	81
								86	A	Western Ky.	57	73	183	A	Illinois	55	53
								98	A	Penn St.	80	82	191	H	UAB	61	58
													247	H	Coastal Caro.	84	66
													269	H	FIU	70	52
													288	N	Prairie View	68	78
													293	A	UTEP	74	84
													328	H	Fla. Atlantic	76	53
													334	H	Longwood	70	50
													343	N	Sam Houston St.	73	50
													346	H	Florida A&M	77	67
													348	H	Morgan St.	62	43
LAST 12 Division I GAMES:																	
120	H	Southern Miss.	78	82	80	A	Charlotte	77	93								
293	A	UTEP	74	84	128	A	Old Dominion	69	73								
156	A	UTSA	88	81	328	H	Fla. Atlantic	76	53								
86	A	Western Ky.	57	73	269	H	FIU	70	52								
191	H	UAB	61	58	334	H	Longwood	70	50								
84	H	Middle Tenn.	63	72	72	A	North Carolina	53	75								

Non-Div I Games: Me.-Fort Kent 136 62 Bluefield Col. 77 35

Marshall

Loss, Non-Conf, S Site, H Home A Away N Neutral

Maryland

Through Games Of Feb. 3, 2017

Average RPI Win:	148	WON-LOST	WINNING	LAST 10	STRENGTH OF	OPP. STRENGTH	TEAM	ADJ.	CONF.	ADJ CONF.
Average RPI Loss:	1	RECORD	PCT. RANK	GAMES	SCHEDULE	OF SCHEDULE	RPI	RPI	RPI	RPI
DIV. I ONLY	22- 1	2	10- 0	133	22	18	18	6	6	
DIV. I NON-CONF.	12- 1	7	1- 1	218	42	49	49	6	6	
TOTALS	RPI 1-25	RPI 26-50	W-L RECORDS	RPI 51-100	RPI 101-150	RPI 150+				
22- 1	1- 1	3- 0	OVERALL	6- 0	1- 0	11- 0				
11- 1	0- 1	2- 0	HOME	2- 0	0- 0	7- 0				
9- 0	1- 0	0- 0	AWAY	3- 0	1- 0	4- 0				
2- 0	0- 0	1- 0	NEUTRAL	1- 0	0- 0	0- 0				
12- 1	1- 1	1- 0	NON-CONFERENCE	1- 0	1- 0	8- 0				
6- 1	0- 1	0- 0	HOME	0- 0	0- 0	6- 0				
4- 0	1- 0	0- 0	AWAY	0- 0	1- 0	2- 0				
2- 0	0- 0	1- 0	NEUTRAL	1- 0	0- 0	0- 0				
10- 0	0- 0	2- 0	CONFERENCE	5- 0	0- 0	3- 0				
5- 0	0- 0	2- 0	HOME	2- 0	0- 0	1- 0				
5- 0	0- 0	0- 0	AWAY	3- 0	0- 0	2- 0				
0- 0	0- 0	0- 0	NEUTRAL	0- 0	0- 0	0- 0				

RPI 1-25				RPI 26-50				RPI 51-100				RPI 101+			
RPI	S	Opponent	Score	RPI	S	Opponent	Score	RPI	S	Opponent	Score	RPI	S	Opponent	Score
1	H	UConn	81 87	30	N	Arizona St.	83 42	53	A	Iowa	98 82	115	A	Duquesne	77 57
14	A	Louisville	78 72	34	H	Michigan	83 70	53	H	Iowa	100 81	153	H	Towson	97 63
				41	H	Northwestern	96 65	56	A	Minnesota	83 72	164	A	Nebraska	93 49
								67	N	Washington St.	79 69	183	A	Illinois	94 49
								96	A	Purdue	85 70	187	H	Rutgers	80 71
								98	H	Penn St.	89 83	223	A	Niagara	96 64
												228	H	UMES	106 61
												245	A	Loyola Maryland	79 60
												250	H	UMBC	92 42
												311	H	Saint Peter's	101 49
												325	H	Mt. St. Mary's	106 42
												337	H	UMass Lowell	100 44
LAST 12 Division I GAMES:															
				96	A	Purdue	85 70	98	H	Penn St.	89 83				
				53	H	Iowa	100 81	41	H	Northwestern	96 65				
				183	A	Illinois	94 49	164	A	Nebraska	93 49				
				187	H	Rutgers	80 71	56	A	Minnesota	83 72				
				34	H	Michigan	83 70	1	H	UConn	81 87				
				53	A	Iowa	98 82	115	A	Duquesne	77 57				

Non-Div I Games:

Maryland

Loss, Non-Conf, S Site, H Home A Away N Neutral

Average RPI Win:	277	WON-LOST	WINNING	LAST 10	STRENGTH OF	OPP. STRENGTH	TEAM	ADJ.	CONF.	ADJ CONF.
Average RPI Loss:	140	RECORD	PCT. RANK	GAMES	SCHEDULE	OF SCHEDULE	RPI	RPI	RPI	RPI
DIV. I ONLY	8- 15	258	1- 4	256	154	278	278	12	12	
DIV. I NON-CONF.	5- 7	205	1- 0	312	240	273	273	13	13	
TOTALS	RPI 1-25	RPI 26-50	W-L RECORDS	RPI 51-100	RPI 101-150	RPI 150+				
8- 15	0- 0	0- 0	OVERALL	0- 5	1- 5	7- 5				
6- 4	0- 0	0- 0	HOME	0- 1	1- 2	5- 1				
1- 10	0- 0	0- 0	AWAY	0- 0	0- 1	1- 2				
1- 1	0- 0	0- 0	NEUTRAL	0- 1	0- 0	1- 0				
5- 7	0- 0	0- 0	NON-CONFERENCE	0- 3	0- 1	5- 3				
4- 0	0- 0	0- 0	HOME	0- 0	0- 0	4- 0				
0- 6	0- 0	0- 0	AWAY	0- 2	0- 1	0- 3				
1- 1	0- 0	0- 0	NEUTRAL	0- 1	0- 0	1- 0				
3- 8	0- 0	0- 0	CONFERENCE	0- 2	1- 4	2- 2				
2- 4	0- 0	0- 0	HOME	0- 1	1- 2	1- 1				
1- 4	0- 0	0- 0	AWAY	0- 1	0- 2	1- 1				
0- 0	0- 0	0- 0	NEUTRAL	0- 0	0- 0	0- 0				

RPI 1-25			RPI 26-50			RPI 51-100			RPI 101+			Team's RPI: 278
RPI	S	Opponent	Score	RPI	S	Opponent	Score	RPI	S	Opponent	Score	
						53 A Iowa	30 71	110 H Saint Louis		60 81		
						68 H George Washington	54 60	115 H Duquesne		75 67		
						71 A Buffalo	47 61	118 A VCU		52 55		
						73 A Dayton	65 77	134 A Hartford		56 75		
						83 N Drexel	47 65	137 A Saint Joseph's		50 81		
								146 H George Mason		55 66		
								159 A La Salle		64 68		
								190 A Hofstra		55 71		
								221 H St. Bonaventure		38 55		
								269 A FIU		57 58		
								273 A Boston U.		60 64		
								276 H North Dakota St.		70 58		
								290 H Rhode Island		68 67		
								292 A Davidson		61 60		
								295 H Bryant		68 62		
								301 H Central Conn. St.		76 37		
								314 H Holy Cross		69 66		
								332 N Montana		59 58		
LAST 12 Division I GAMES:												
						332 N Montana	59 58	115 H Duquesne		75 67		
						110 H Saint Louis	60 81	292 A Davidson		61 60		
						118 A VCU	52 55	137 A Saint Joseph's		50 81		
						159 A La Salle	64 68	290 H Rhode Island		68 67		
						68 H George Washington	54 60	73 A Dayton		65 77		
						221 H St. Bonaventure	38 55	83 N Drexel		47 65		

Non-Div I Games: Merrimack 73 44

Massachusetts

Loss, Non-Conf, S Site, H Home A Away N Neutral

Average RPI Win: 332	WON-LOST	WINNING	LAST 10	STRENGTH OF	OPP. STRENGTH	TEAM	ADJ.	CONF.	ADJ CONF.
Average RPI Loss: 131	RECORD	PCT. RANK	GAMES	SCHEDULE	OF SCHEDULE	RPI	RPI	RPI	RPI
DIV. I ONLY	6- 11	247	5- 5	249	270	279	279	27	27
DIV. I NON-CONF.	1- 6	310	0- 2	203	111	295	295	27	27
TOTALS	RPI 1-25	RPI 26-50	W-L RECORDS	RPI 51-100	RPI 101-150	RPI 150+			
6- 11	0- 0	0- 1	OVERALL	0- 0	0- 7	6- 3			
3- 5	0- 0	0- 0	HOME	0- 0	0- 2	3- 3			
3- 4	0- 0	0- 1	AWAY	0- 0	0- 3	3- 0			
0- 2	0- 0	0- 0	NEUTRAL	0- 0	0- 2	0- 0			
1- 6	0- 0	0- 1	NON-CONFERENCE	0- 0	0- 3	1- 2			
0- 2	0- 0	0- 0	HOME	0- 0	0- 0	0- 2			
1- 2	0- 0	0- 1	AWAY	0- 0	0- 1	1- 0			
0- 2	0- 0	0- 0	NEUTRAL	0- 0	0- 2	0- 0			
5- 5	0- 0	0- 0	CONFERENCE	0- 0	0- 4	5- 1			
3- 3	0- 0	0- 0	HOME	0- 0	0- 2	3- 1			
2- 2	0- 0	0- 0	AWAY	0- 0	0- 2	2- 0			
0- 0	0- 0	0- 0	NEUTRAL	0- 0	0- 0	0- 0			

RPI 1-25			RPI 26-50			RPI 51-100			RPI 101+			Team's RPI: 279
RPI	S	Opponent	Score	RPI	S	Opponent	Score	RPI	S	Opponent	Score	
				35	A	Tulane	65 82					
								102	H	SFA	65 96	
								113	A	Central Ark.	52 67	
								113	H	Central Ark.	49 72	
								114	A	Abilene Christian	65 77	
								117	N	Alabama	63 84	
								133	N	Pittsburgh	65 71	
								143	A	TCU	70 74	
								173	H	Louisiana Tech	56 66	
								193	H	New Orleans	59 71	
								205	H	Louisiana	70 77	
								320	A	Northwestern St.	68 63	
								320	H	Northwestern St.	68 52	
								331	A	La.-Monroe	78 52	
								336	A	Southeastern La.	86 83	
								339	H	Houston Baptist	68 53	
								343	H	Sam Houston St.	79 56	
LAST 12 Division I GAMES:												
113	H	Central Ark.	49 72	339	H	Houston Baptist	68 53					
114	A	Abilene Christian	65 77	343	H	Sam Houston St.	79 56					
193	H	New Orleans	59 71	102	H	SFA	65 96					
320	H	Northwestern St.	68 52	320	A	Northwestern St.	68 63					
113	A	Central Ark.	52 67	133	N	Pittsburgh	65 71					
336	A	Southeastern La.	86 83	117	N	Alabama	63 84					

Non-Div I Games: LSU-Alexandria 100 66 Louisiana Col. 88 47 Southern-N.O. 94 65 Wiley 72 56
McNeese

Average RPI Win: 199	WON-LOST	WINNING	LAST 10	STRENGTH OF	OPP. STRENGTH	TEAM	ADJ.	CONF.	ADJ CONF.
Average RPI Loss: 128	RECORD	PCT. RANK	GAMES	SCHEDULE	OF SCHEDULE	RPI	RPI	RPI	RPI
DIV. I ONLY	10- 12	200	4- 6	145	109	188	188	5	5
DIV. I NON-CONF.	7- 6	157	3- 0	281	194	228	228	5	5

TOTALS	RPI 1-25	RPI 26-50	W-L RECORDS	RPI 51-100	RPI 101-150	RPI 150+			
10- 12	0- 1	0- 2	OVERALL	0- 1	3- 4	7- 4			
8- 4	0- 0	0- 1	HOME	0- 1	2- 1	6- 1			
2- 7	0- 1	0- 1	AWAY	0- 0	1- 2	1- 3			
0- 1	0- 0	0- 0	NEUTRAL	0- 0	0- 1	0- 0			
7- 6	0- 0	0- 0	NON-CONFERENCE	0- 1	1- 2	6- 3			
6- 2	0- 0	0- 0	HOME	0- 1	1- 1	5- 0			
1- 3	0- 0	0- 0	AWAY	0- 0	0- 0	1- 3			
0- 1	0- 0	0- 0	NEUTRAL	0- 0	0- 1	0- 0			
3- 6	0- 1	0- 2	CONFERENCE	0- 0	2- 2	1- 1			
2- 2	0- 0	0- 1	HOME	0- 0	1- 0	1- 1			
1- 4	0- 1	0- 1	AWAY	0- 0	1- 2	0- 0			
0- 0	0- 0	0- 0	NEUTRAL	0- 0	0- 0	0- 0			

RPI 1-25				RPI 26-50				RPI 51-100				RPI 101+ Team's RPI: 188			
RPI	S	Opponent	Score	RPI	S	Opponent	Score	RPI	S	Opponent	Score	RPI	S	Opponent	Score
21	A	South Fla.	49 79	33	A	Temple	51 66	58	H	Little Rock	44 54	109	A	SMU	44 53
				33	H	Temple	67 73					111	H	Vanderbilt	75 59
												126	N	Arkansas	61 91
												135	A	UCF	65 62
												135	H	UCF	65 59
												138	H	Kansas	58 68
												139	A	Tulsa	52 57
												155	H	Cincinnati	59 66
												162	H	Missouri St.	69 60
												173	H	Louisiana Tech	56 54
												179	H	Houston	66 65
												183	A	Illinois	64 54
												201	A	Southern Ill.	61 69
												231	A	Samford	42 48
												286	H	Southeast Mo. St.	65 63
												289	A	Nevada	67 75
												305	H	Nicholls St.	73 62
												320	H	Northwestern St.	54 38
LAST 12 Division I GAMES:															
109	A	SMU	44 53	135	A	UCF	65 62	139	A	Tulsa	52 57	33	H	Temple	67 73
135	H	UCF	65 59	111	H	Vanderbilt	75 59	305	H	Nicholls St.	73 62				
179	H	Houston	66 65	173	H	Louisiana Tech	56 54								
33	A	Temple	51 66												
21	A	South Fla.	49 79												
155	H	Cincinnati	59 66												

Non-Div I Games:

Memphis

■ Loss,
 ■ Non-Conf,
 ■ S Site,
 ■ H Home
 ■ A Away
 N Neutral

Average RPI Win:	251	WON-LOST	WINNING	LAST 10	STRENGTH OF	OPP. STRENGTH	TEAM	ADJ.	CONF.	ADJ CONF.
Average RPI Loss:	70	RECORD	PCT. RANK	GAMES	SCHEDULE	OF SCHEDULE	RPI	RPI	RPI	RPI
DIV. I ONLY	14- 5	49	7- 2	282	135	115	115	19	19	
DIV. I NON-CONF.	8- 3	67	2- 1	313	69	127	127	22	22	
TOTALS	RPI 1-25	RPI 26-50	W-L RECORDS	RPI 51-100	RPI 101-150	RPI 150+				
14- 5	0- 1	0- 0	OVERALL	0- 3	0- 1	14- 0				
7- 2	0- 1	0- 0	HOME	0- 1	0- 0	7- 0				
7- 3	0- 0	0- 0	AWAY	0- 2	0- 1	7- 0				
0- 0	0- 0	0- 0	NEUTRAL	0- 0	0- 0	0- 0				
8- 3	0- 1	0- 0	NON-CONFERENCE	0- 1	0- 1	8- 0				
3- 1	0- 1	0- 0	HOME	0- 0	0- 0	3- 0				
5- 2	0- 0	0- 0	AWAY	0- 1	0- 1	5- 0				
0- 0	0- 0	0- 0	NEUTRAL	0- 0	0- 0	0- 0				
6- 2	0- 0	0- 0	CONFERENCE	0- 2	0- 0	6- 0				
4- 1	0- 0	0- 0	HOME	0- 1	0- 0	4- 0				
2- 1	0- 0	0- 0	AWAY	0- 1	0- 0	2- 0				
0- 0	0- 0	0- 0	NEUTRAL	0- 0	0- 0	0- 0				

RPI 1-25			RPI 26-50			RPI 51-100			RPI 101+ Team's RPI: 115		
RPI	S	Opponent	Score	RPI	S	Opponent	Score	RPI	S	Opponent	Score
7	H	Florida St.	40 83					55	A	Georgia Tech	50 70
								92	A	Chattanooga	50 70
								92	H	Chattanooga	56 74
								105	A	Georgia	64 72
								178	H	ETSU	72 55
								179	A	Houston	64 60
								183	A	Illinois	51 33
								226	H	Campbell	76 60
								229	H	Wofford	54 39
								231	H	Samford	59 49
								248	H	Furman	76 52
								252	A	UNCG	77 64
								253	A	Ga. Southern	77 56
								292	A	Davidson	67 60
								297	A	Western Caro.	59 57
								298	H	Kennesaw St.	61 46
								326	A	Winthrop	71 48
								328	H	Fla. Atlantic	74 57
LAST 12 Division I GAMES:											
92	A	Chattanooga	50 70	92	H	Chattanooga	56 74				
231	H	Samford	59 49	178	H	ETSU	72 55				
229	H	Wofford	54 39	292	A	Davidson	67 60				
248	H	Furman	76 52	7	H	Florida St.	40 83				
297	A	Western Caro.	59 57	326	A	Winthrop	71 48				
252	A	UNCG	77 64	55	A	Georgia Tech	50 70				

Non-Div I Games: West Ga. 67 36 Paine 93 50 Emmanuel (GA) 84 70

Mercer

Average RPI Win:	137	WON-LOST	WINNING	LAST 10	STRENGTH OF	OPP. STRENGTH	TEAM	ADJ.	CONF.	ADJ CONF.
Average RPI Loss:	15	RECORD	PCT. RANK	GAMES	SCHEDULE	OF SCHEDULE	RPI	RPI	RPI	RPI
DIV. I ONLY	17- 5	28	6- 4	40	13	19	19	3	3	
DIV. I NON-CONF.	11- 1	13	2- 0	157	45	22	22	4	4	
TOTALS	RPI 1-25	RPI 26-50	W-L RECORDS	RPI 51-100	RPI 101-150	RPI 150+				
17- 5	0- 4	3- 1	OVERALL	5- 0	3- 0	6- 0				
10- 2	0- 2	1- 0	HOME	3- 0	2- 0	4- 0				
6- 3	0- 2	2- 1	AWAY	2- 0	1- 0	1- 0				
1- 0	0- 0	0- 0	NEUTRAL	0- 0	0- 0	1- 0				
11- 1	0- 1	1- 0	NON-CONFERENCE	3- 0	2- 0	5- 0				
7- 0	0- 0	0- 0	HOME	2- 0	2- 0	3- 0				
3- 1	0- 1	1- 0	AWAY	1- 0	0- 0	1- 0				
1- 0	0- 0	0- 0	NEUTRAL	0- 0	0- 0	1- 0				
6- 4	0- 3	2- 1	CONFERENCE	2- 0	1- 0	1- 0				
3- 2	0- 2	1- 0	HOME	1- 0	0- 0	1- 0				
3- 2	0- 1	1- 1	AWAY	1- 0	1- 0	0- 0				
0- 0	0- 0	0- 0	NEUTRAL	0- 0	0- 0	0- 0				

RPI 1-25				Team's RPI: 19		RPI 26-50				RPI 51-100				RPI 101+																	
RPI	S	Opponent	Score	RPI	S	Opponent	Score	RPI	S	Opponent	Score	RPI	S	Opponent	Score																
2	H	Notre Dame	55 67	27	A	Ohio St.	94 89	59	H	Texas Tech	74 56	119	H	Maine	76 51																
7	H	Florida St.	66 81	36	A	North Carolina St.	67 64	62	A	Wake Forest	79 56	128	H	Old Dominion	66 56																
14	A	Louisville	59 63	37	A	Syracuse	48 81	72	H	North Carolina	100 88	133	A	Pittsburgh	82 50																
16	A	Kentucky	66 82	42	H	Virginia Tech	82 75	80	H	Charlotte	80 46	167	H	Boston College	58 51																
																176	N	Albany (NY)	77 53												
																266	H	Grambling	89 61												
																269	A	FIU	69 49												
																294	H	Coppin St.	75 35												
																310	H	Loyola Chicago	81 43												
																LAST 12 Division I GAMES:															
																62	A	Wake Forest	79 56	2	H	Notre Dame	55 67								
																167	H	Boston College	58 51	36	A	North Carolina St.	67 64								
																72	H	North Carolina	100 88	133	A	Pittsburgh	82 50								
																37	A	Syracuse	48 81	7	H	Florida St.	66 81								
14	A	Louisville	59 63	119	H	Maine	76 51																								
42	H	Virginia Tech	82 75	294	H	Coppin St.	75 35																								

Non-Div I Games:

Miami (FL)

■ Loss,
■ Non-Conf, S Site,
■ Home
■ Away
N Neutral

Average RPI Win:	280	WON-LOST	WINNING	LAST 10	STRENGTH OF	OPP. STRENGTH	TEAM	ADJ.	CONF.	ADJ CONF.
Average RPI Loss:	119	RECORD	PCT. RANK	GAMES	SCHEDULE	OF SCHEDULE	RPI	RPI	RPI	RPI
DIV. I ONLY	5- 15	293	1- 8	65	253	212	212	10	10	
DIV. I NON-CONF.	4- 7	224	1- 1	164	337	220	220	11	11	
TOTALS	RPI 1-25	RPI 26-50	W-L RECORDS	RPI 51-100	RPI 101-150	RPI 150+				
5- 15	0- 0	0- 0	OVERALL	0- 7	0- 2	5- 6				
1- 6	0- 0	0- 0	HOME	0- 3	0- 0	1- 3				
2- 7	0- 0	0- 0	AWAY	0- 4	0- 2	2- 1				
2- 2	0- 0	0- 0	NEUTRAL	0- 0	0- 0	2- 2				
4- 7	0- 0	0- 0	NON-CONFERENCE	0- 1	0- 1	4- 5				
0- 3	0- 0	0- 0	HOME	0- 1	0- 0	0- 2				
2- 2	0- 0	0- 0	AWAY	0- 0	0- 1	2- 1				
2- 2	0- 0	0- 0	NEUTRAL	0- 0	0- 0	2- 2				
1- 8	0- 0	0- 0	CONFERENCE	0- 6	0- 1	1- 1				
1- 3	0- 0	0- 0	HOME	0- 2	0- 0	1- 1				
0- 5	0- 0	0- 0	AWAY	0- 4	0- 1	0- 0				
0- 0	0- 0	0- 0	NEUTRAL	0- 0	0- 0	0- 0				

RPI 1-25				RPI 26-50				RPI 51-100				RPI 101+				Team's RPI: 212	
RPI	S	Opponent	Score	RPI	S	Opponent	Score	RPI	S	Opponent	Score	RPI	S	Opponent	Score		
								60	H	Ohio	62	79	112	A	Kent St.	66	84
								65	H	IUPUI	53	65	136	A	Wright St.	57	65
								71	A	Buffalo	45	71	155	H	Cincinnati	43	49
								71	H	Buffalo	51	68	157	N	Providence	59	75
								79	A	Central Mich.	61	80	159	N	La Salle	70	79
								85	A	Northern Ill.	76	89	165	H	Western Mich.	60	85
								88	A	Toledo	50	64	182	H	Indiana St.	54	62
													195	A	Morehead St.	43	77
													254	A	Austin Peay	73	58
													259	H	Eastern Mich.	72	61
													261	A	Northern Ky.	60	50
													309	N	Eastern Ky.	65	54
													316	N	Fort Wayne	69	47
LAST 12 Division I GAMES:																	
				112	A	Kent St.	66	84		88	A	Toledo	50	64			
				60	H	Ohio	62	79		165	H	Western Mich.	60	85			
				85	A	Northern Ill.	76	89		71	A	Buffalo	45	71			
				79	A	Central Mich.	61	80		136	A	Wright St.	57	65			
				71	H	Buffalo	51	68		309	N	Eastern Ky.	65	54			
				259	H	Eastern Mich.	72	61		316	N	Fort Wayne	69	47			

Non-Div I Games: Cedarville 70 57 Northwood 64 49

Miami (OH)

Loss, Non-Conf, S Site, H Home A Away N Neutral

Average RPI Win:	161	WON-LOST	WINNING	LAST 10	STRENGTH OF	OPP. STRENGTH	TEAM	ADJ.	CONF.	ADJ CONF.
Average RPI Loss:	48	RECORD	PCT. RANK	GAMES	SCHEDULE	OF SCHEDULE	RPI	RPI	RPI	RPI
DIV. I ONLY	18- 5	26	8- 2	88	58	34	34	6	6	
DIV. I NON-CONF.	11- 3	53	3- 0	102	119	42	42	6	6	
TOTALS	RPI 1-25	RPI 26-50	W-L RECORDS	RPI 51-100	RPI 101-150	RPI 150+				
18- 5	0- 3	1- 1	OVERALL	5- 0	0- 0	12- 1				
11- 0	0- 0	1- 0	HOME	3- 0	0- 0	7- 0				
5- 4	0- 2	0- 1	AWAY	1- 0	0- 0	4- 1				
2- 1	0- 1	0- 0	NEUTRAL	1- 0	0- 0	1- 0				
11- 3	0- 2	0- 0	NON-CONFERENCE	3- 0	0- 0	8- 1				
7- 0	0- 0	0- 0	HOME	1- 0	0- 0	6- 0				
2- 2	0- 1	0- 0	AWAY	1- 0	0- 0	1- 1				
2- 1	0- 1	0- 0	NEUTRAL	1- 0	0- 0	1- 0				
7- 2	0- 1	1- 1	CONFERENCE	2- 0	0- 0	4- 0				
4- 0	0- 0	1- 0	HOME	2- 0	0- 0	1- 0				
3- 2	0- 1	0- 1	AWAY	0- 0	0- 0	3- 0				
0- 0	0- 0	0- 0	NEUTRAL	0- 0	0- 0	0- 0				

RPI 1-25				RPI 26-50				Team's RPI: 34	RPI 51-100				RPI 101+			
RPI	S	Opponent	Score	RPI	S	Opponent	Score		RPI	S	Opponent	Score	RPI	S	Opponent	Score
7	N	Florida St.	62 76	27	A	Ohio St.	87 96		52	H	Indiana	78 74	164	A	Nebraska	84 51
13	A	UCLA	64 84	41	H	Northwestern	80 54		55	A	Georgia Tech	92 52	165	H	Western Mich.	66 40
18	A	Maryland	70 83						56	H	Minnesota	84 69	174	H	Oakland	101 63
									60	H	Ohio	69 46	177	A	Xavier	58 61
									81	N	Gonzaga	78 66	183	A	Illinois	86 70
													185	H	American	82 33
													187	H	Rutgers	63 50
													206	A	Wisconsin	73 56
													223	H	Niagara	107 35
													224	A	San Diego St.	92 57
													239	H	Howard	109 41
													281	H	Vermont	78 56
													326	N	Winthrop	76 39
LAST 12 Division I GAMES:																
183	A	Illinois	86 70	27	A	Ohio St.	87 96		206	A	Wisconsin	73 56				
41	H	Northwestern	80 54						187	H	Rutgers	63 50				
164	A	Nebraska	84 51						185	H	American	82 33				
18	A	Maryland	70 83						281	H	Vermont	78 56				
56	H	Minnesota	84 69						60	H	Ohio	69 46				
52	H	Indiana	78 74													

Non-Div I Games:

Michigan

■ Loss,
 ■ Non-Conf, S Site,
 ■ Home
 ■ Away
 N Neutral

Average RPI Win:	153	WON-LOST	WINNING	LAST 10	STRENGTH OF	OPP. STRENGTH	TEAM	ADJ.	CONF.	ADJ CONF.
Average RPI Loss:	71	RECORD	PCT. RANK	GAMES	SCHEDULE	OF SCHEDULE	RPI	RPI	RPI	RPI
DIV. I ONLY	16- 7	74	6- 4	97	38	47	47	6	6	
DIV. I NON-CONF.	10- 3	54	1- 1	72	59	38	38	6	6	
TOTALS	RPI 1-25	RPI 26-50	W-L RECORDS	RPI 51-100	RPI 101-150	RPI 150+				
16- 7	0- 1	1- 3	OVERALL	4- 2	1- 0	10- 1				
9- 2	0- 1	1- 0	HOME	2- 1	0- 0	6- 0				
6- 5	0- 0	0- 3	AWAY	2- 1	0- 0	4- 1				
1- 0	0- 0	0- 0	NEUTRAL	0- 0	1- 0	0- 0				
10- 3	0- 1	0- 2	NON-CONFERENCE	2- 0	1- 0	7- 0				
5- 1	0- 1	0- 0	HOME	1- 0	0- 0	4- 0				
4- 2	0- 0	0- 2	AWAY	1- 0	0- 0	3- 0				
1- 0	0- 0	0- 0	NEUTRAL	0- 0	1- 0	0- 0				
6- 4	0- 0	1- 1	CONFERENCE	2- 2	0- 0	3- 1				
4- 1	0- 0	1- 0	HOME	1- 1	0- 0	2- 0				
2- 3	0- 0	0- 1	AWAY	1- 1	0- 0	1- 1				
0- 0	0- 0	0- 0	NEUTRAL	0- 0	0- 0	0- 0				

RPI 1-25				RPI 26-50				Team's RPI: 47		RPI 51-100				RPI 101+			
RPI	S	Opponent	Score	RPI	S	Opponent	Score		RPI	S	Opponent	Score	RPI	S	Opponent	Score	
2	H	Notre Dame	61 79	27	H	Ohio St.	94 75		52	H	Indiana	69 60	107	N	Delaware	81 64	
				37	A	Syracuse	64 75		54	A	Quinnipiac	71 54	164	H	Nebraska	93 73	
				38	A	Oregon	55 88		56	A	Minnesota	93 74	165	A	Western Mich.	68 64	
				41	A	Northwestern	65 76		93	H	Wyoming	63 51	171	H	Northeastern	78 44	
									96	A	Purdue	54 66	174	H	Oakland	81 74	
									96	H	Purdue	66 76	183	H	Illinois	71 47	
													187	A	Rutgers	58 62	
													202	A	CSUN	63 59	
													206	A	Wisconsin	81 57	
													219	H	Southern U.	70 55	
													290	A	Rhode Island	85 48	
													292	H	Davidson	70 34	
LAST 12 Division I GAMES:																	
				52	H	Indiana	69 60		27	H	Ohio St.	94 75					
				56	A	Minnesota	93 74		164	H	Nebraska	93 73					
				206	A	Wisconsin	81 57		96	A	Purdue	54 66					
				96	H	Purdue	66 76		183	H	Illinois	71 47					
				41	A	Northwestern	65 76		2	H	Notre Dame	61 79					
				187	A	Rutgers	58 62		171	H	Northeastern	78 44					

Non-Div I Games:

Michigan St.

■ Loss,
 ■ Non-Conf, S Site,
 ■ Home
 ■ Away
 N Neutral

Average RPI Win:	193	WON-LOST	WINNING	LAST 10	STRENGTH OF	OPP. STRENGTH	TEAM	ADJ.	CONF.	ADJ CONF.
Average RPI Loss:	56	RECORD	PCT. RANK	GAMES	SCHEDULE	OF SCHEDULE	RPI	RPI	RPI	RPI
DIV. I ONLY	13- 8	115	8- 2	78	86	84	84	15	15	
DIV. I NON-CONF.	5- 6	186	1- 1	21	11	96	96	16	16	
TOTALS	RPI 1-25	RPI 26-50	W-L RECORDS	RPI 51-100	RPI 101-150	RPI 150+				
13- 8	0- 2	1- 1	OVERALL	1- 4	0- 1	11- 0				
8- 4	0- 1	1- 1	HOME	1- 2	0- 0	6- 0				
5- 4	0- 1	0- 0	AWAY	0- 2	0- 1	5- 0				
0- 0	0- 0	0- 0	NEUTRAL	0- 0	0- 0	0- 0				
5- 6	0- 2	1- 1	NON-CONFERENCE	1- 3	0- 0	3- 0				
3- 4	0- 1	1- 1	HOME	1- 2	0- 0	1- 0				
2- 2	0- 1	0- 0	AWAY	0- 1	0- 0	2- 0				
0- 0	0- 0	0- 0	NEUTRAL	0- 0	0- 0	0- 0				
8- 2	0- 0	0- 0	CONFERENCE	0- 1	0- 1	8- 0				
5- 0	0- 0	0- 0	HOME	0- 0	0- 0	5- 0				
3- 2	0- 0	0- 0	AWAY	0- 1	0- 1	3- 0				
0- 0	0- 0	0- 0	NEUTRAL	0- 0	0- 0	0- 0				

RPI 1-25				RPI 26-50				RPI 51-100 Team's RPI: 84				RPI 101+			
RPI	S	Opponent	Score	RPI	S	Opponent	Score	RPI	S	Opponent	Score	RPI	S	Opponent	Score
14	H	Louisville	72 91	30	H	Arizona St.	48 69	55	H	Georgia Tech	60 61	120	A	Southern Miss.	61 81
16	A	Kentucky	48 61	35	H	Tulane	62 59	60	H	Ohio	52 73	152	H	Rice	71 61
								63	A	Virginia	51 63	156	H	UTSA	77 63
								79	H	Central Mich.	79 69	162	A	Missouri St.	71 52
								86	A	Western Ky.	51 66	173	A	Louisiana Tech	79 65
												191	A	UAB	64 61
												216	H	North Texas	60 52
												234	A	Marshall	72 63
												254	H	Austin Peay	82 51
												257	A	Tennessee Tech	73 62
												269	H	FIU	95 43
												328	H	Fla. Atlantic	87 69
LAST 12 Division I GAMES:															
156	H	UTSA	77 63	234	A	Marshall	72 63								
173	A	Louisiana Tech	79 65	216	H	North Texas	60 52								
120	A	Southern Miss.	61 81	152	H	Rice	71 61								
328	H	Fla. Atlantic	87 69	191	A	UAB	64 61								
269	H	FIU	95 43	79	H	Central Mich.	79 69								
86	A	Western Ky.	51 66	55	H	Georgia Tech	60 61								

Non-Div I Games:

Middle Tenn.

■ Loss,
 ■ Non-Conf, S Site,
 ■ Home
 ■ Away
 N Neutral

Average RPI Win:	269	WON-LOST	WINNING	LAST 10	STRENGTH OF	OPP. STRENGTH	TEAM	ADJ.	CONF.	ADJ CONF.
Average RPI Loss:	95	RECORD	PCT. RANK	GAMES	SCHEDULE	OF SCHEDULE	RPI	RPI	RPI	RPI
DIV. I ONLY	15- 7	83	2- 1	313	186	163	163	20	20	
DIV. I NON-CONF.	8- 3	67	1- 0	329	139	162	162	20	20	
TOTALS	RPI 1-25	RPI 26-50	W-L RECORDS	RPI 51-100	RPI 101-150	RPI 150+				
15- 7	0- 0	0- 3	OVERALL	1- 1	0- 1	14- 2				
7- 3	0- 0	0- 1	HOME	1- 0	0- 1	6- 1				
7- 4	0- 0	0- 2	AWAY	0- 1	0- 0	7- 1				
1- 0	0- 0	0- 0	NEUTRAL	0- 0	0- 0	1- 0				
8- 3	0- 0	0- 2	NON-CONFERENCE	1- 1	0- 0	7- 0				
4- 1	0- 0	0- 1	HOME	1- 0	0- 0	3- 0				
3- 2	0- 0	0- 1	AWAY	0- 1	0- 0	3- 0				
1- 0	0- 0	0- 0	NEUTRAL	0- 0	0- 0	1- 0				
7- 4	0- 0	0- 1	CONFERENCE	0- 0	0- 1	7- 2				
3- 2	0- 0	0- 0	HOME	0- 0	0- 1	3- 1				
4- 2	0- 0	0- 1	AWAY	0- 0	0- 0	4- 1				
0- 0	0- 0	0- 0	NEUTRAL	0- 0	0- 0	0- 0				

RPI 1-25				RPI 26-50				RPI 51-100				RPI 101+				Team's RPI: 163	
RPI	S	Opponent	Score	RPI	S	Opponent	Score	RPI	S	Opponent	Score	RPI	S	Opponent	Score		
				32	A	Green Bay	47 89	85	A	Northern Ill.	104 114	136	H	Wright St.	51 69		
				39	A	Marquette	74 85	90	H	Western Ill.	76 68	158	A	Detroit	63 77		
				41	H	Northwestern	63 65					158	H	Detroit	81 69		
												174	H	Oakland	73 75		
												192	A	Cleveland St.	80 78		
												206	H	Wisconsin	80 63		
												261	H	Northern Ky.	72 44		
												276	H	North Dakota St.	79 74		
												281	A	Vermont	68 44		
												310	A	Loyola Chicago	73 46		
												317	A	Illinois St.	68 60		
												318	A	Ill.-Chicago	88 65		
												318	H	Ill.-Chicago	83 55		
												319	A	Youngstown St.	78 74		
												322	A	Valparaiso	85 74		
												329	H	Chicago St.	71 49		
												333	N	LIU Brooklyn	88 50		
LAST 12 Division I GAMES:																	
				281	A	Vermont	68 44	158	H	Detroit	81 69						
				158	A	Detroit	63 77	174	H	Oakland	73 75						
				319	A	Youngstown St.	78 74	322	A	Valparaiso	85 74						
				192	A	Cleveland St.	80 78	318	A	Ill.-Chicago	88 65						
				32	A	Green Bay	47 89	261	H	Northern Ky.	72 44						
				318	H	Ill.-Chicago	83 55	136	H	Wright St.	51 69						

Non-Div I Games:

Milwaukee

■ Loss,
 ■ Non-Conf, S Site,
 ■ Home
 ■ Away
 N Neutral

Average RPI Win: 129		WON-LOST	WINNING	LAST 10	STRENGTH OF		OPP. STRENGTH	TEAM	ADJ.	CONF.	ADJ CONF.
Average RPI Loss: 40		RECORD	PCT. RANK	GAMES	SCHEDULE		OF SCHEDULE	RPI	RPI	RPI	RPI
DIV. I ONLY		11- 11	166	3- 7	6		45	56	56	6	6
DIV. I NON-CONF.		9- 4	85	2- 1	4		34	14	14	6	6
<hr/>											
TOTALS	RPI 1-25	RPI 26-50		W-L RECORDS		RPI 51-100		RPI 101-150		RPI 150+	
11- 11	0- 3	2- 4		OVERALL		1- 3		3- 1		5- 0	
9- 4	0- 2	2- 2		HOME		1- 0		1- 0		5- 0	
2- 5	0- 1	0- 2		AWAY		0- 2		2- 0		0- 0	
0- 2	0- 0	0- 0		NEUTRAL		0- 1		0- 1		0- 0	
9- 4	0- 2	2- 0		NON-CONFERENCE		1- 1		3- 1		3- 0	
7- 1	0- 1	2- 0		HOME		1- 0		1- 0		3- 0	
2- 1	0- 1	0- 0		AWAY		0- 0		2- 0		0- 0	
0- 2	0- 0	0- 0		NEUTRAL		0- 1		0- 1		0- 0	
2- 7	0- 1	0- 4		CONFERENCE		0- 2		0- 0		2- 0	
2- 3	0- 1	0- 2		HOME		0- 0		0- 0		2- 0	
0- 4	0- 0	0- 2		AWAY		0- 2		0- 0		0- 0	
0- 0	0- 0	0- 0		NEUTRAL		0- 0		0- 0		0- 0	

RPI	S	Opponent	Score	RPI	S	Opponent	Score	RPI	S	Opponent	Score	RPI	S	Opponent	Score
3	A	South Carolina	58 98	26	H	Harvard	103 87	52	A	Indiana	62 78	105	N	Georgia	58 70
7	H	Florida St.	61 75	27	A	Ohio St.	62 87	53	A	Iowa	65 80	112	H	Kent St.	92 62
18	H	Maryland	72 83	27	H	Ohio St.	76 88	72	N	North Carolina	77 91	118	A	VCU	79 69
				34	A	Michigan	69 84	77	H	Belmont	75 74	150	A	New Mexico	69 65
				43	H	Georgetown	68 60					158	H	Detroit	111 91
				47	H	Michigan St.	74 93					169	H	Army West Point	70 52
												181	H	Seton Hall	90 57
												183	H	Illinois	78 50
												206	H	Wisconsin	88 60
LAST 12 Division I GAMES:															
47	H	Michigan St.	74 93	52	A	Indiana	62 78								
27	H	Ohio St.	76 88	18	H	Maryland	72 83								
53	A	Iowa	65 80	27	A	Ohio St.	62 87								
183	H	Illinois	78 50	112	H	Kent St.	92 62								
34	A	Michigan	69 84	77	H	Belmont	75 74								
206	H	Wisconsin	88 60	3	A	South Carolina	58 98								

Non-Div I Games:

Minnesota

■ Loss,
■ Non-Conf,
■ S Site,
■ H Home
■ A Away
N Neutral

Average RPI Win:	98	WON-LOST	WINNING	LAST 10	STRENGTH OF	OPP. STRENGTH	TEAM	ADJ.	CONF.	ADJ CONF.
Average RPI Loss:	3	RECORD	PCT. RANK	GAMES	SCHEDULE	OF SCHEDULE	RPI	RPI	RPI	RPI
DIV. I ONLY	22- 1	2	9- 1	23	9	4	4	2	2	
DIV. I NON-CONF.	14- 0	1	3- 0	71	19	4	4	2	2	
TOTALS	RPI 1-25	RPI 26-50	W-L RECORDS	RPI 51-100	RPI 101-150	RPI 150+				
22- 1	4- 1	3- 0	OVERALL	5- 0	6- 0	4- 0				
7- 0	2- 0	1- 0	HOME	1- 0	1- 0	2- 0				
10- 1	2- 1	0- 0	AWAY	3- 0	4- 0	1- 0				
5- 0	0- 0	2- 0	NEUTRAL	1- 0	1- 0	1- 0				
14- 0	1- 0	2- 0	NON-CONFERENCE	4- 0	3- 0	4- 0				
3- 0	1- 0	0- 0	HOME	0- 0	0- 0	2- 0				
6- 0	0- 0	0- 0	AWAY	3- 0	2- 0	1- 0				
5- 0	0- 0	2- 0	NEUTRAL	1- 0	1- 0	1- 0				
8- 1	3- 1	1- 0	CONFERENCE	1- 0	3- 0	0- 0				
4- 0	1- 0	1- 0	HOME	1- 0	1- 0	0- 0				
4- 1	2- 1	0- 0	AWAY	0- 0	2- 0	0- 0				
0- 0	0- 0	0- 0	NEUTRAL	0- 0	0- 0	0- 0				

RPI 1-25				RPI 26-50				RPI 51-100				RPI 101+			
RPI	S	Opponent	Score	RPI	S	Opponent	Score	RPI	S	Opponent	Score	RPI	S	Opponent	Score
3	A	South Carolina	61 64	28	H	LSU	74 48	58	A	Little Rock	58 44	103	H	Ole Miss	73 62
10	H	Texas	79 68	35	N	Tulane	66 49	64	H	Florida	82 49	109	N	SMU	91 42
12	A	Tennessee	74 64	38	N	Oregon	75 63	69	N	Villanova	108 62	117	A	Alabama	67 54
20	H	Texas A&M	71 61					70	A	Southern California	76 72	119	A	Maine	87 43
24	A	Auburn	77 47					89	A	Iowa St.	85 81	120	A	Southern Miss.	72 50
												126	A	Arkansas	59 51
												194	N	San Jose St.	88 51
												199	H	Alabama St.	90 47
												230	A	Hawaii	66 41
												320	H	Northwestern St.	106 30
LAST 12 Division I GAMES:															
24	A	Auburn	77 47	12	A	Tennessee	74 64								
20	H	Texas A&M	71 61	126	A	Arkansas	59 51								
3	A	South Carolina	61 64	28	H	LSU	74 48								
117	A	Alabama	67 54	320	H	Northwestern St.	106 30								
103	H	Ole Miss	73 62	199	H	Alabama St.	90 47								
64	H	Florida	82 49	70	A	Southern California	76 72								

Non-Div I Games:

Mississippi St.

■ Loss,
 ■ Non-Conf, S Site,
 ■ Home
 ■ Away
 N Neutral

Average RPI Win:	305	WON-LOST	WINNING	LAST 10	STRENGTH OF	OPP. STRENGTH	TEAM	ADJ.	CONF.	ADJ CONF.
Average RPI Loss:	171	RECORD	PCT. RANK	GAMES	SCHEDULE	OF SCHEDULE	RPI	RPI	RPI	RPI
DIV. I ONLY	6- 12	261	5- 5	276	310	277	277	30	30	
DIV. I NON-CONF.	1- 8	314	0- 3	105	169	253	253	30	30	
TOTALS	RPI 1-25	RPI 26-50	W-L RECORDS	RPI 51-100	RPI 101-150	RPI 150+				
6- 12	0- 1	0- 0	OVERALL	0- 1	0- 3	6- 7				
3- 3	0- 0	0- 0	HOME	0- 1	0- 0	3- 2				
3- 9	0- 0	0- 0	AWAY	0- 0	0- 1	3- 1				
0- 0	0- 0	0- 0	NEUTRAL	0- 0	0- 0	0- 0				
1- 8	0- 1	0- 0	NON-CONFERENCE	0- 1	0- 3	1- 3				
0- 2	0- 0	0- 0	HOME	0- 1	0- 0	0- 1				
1- 6	0- 1	0- 0	AWAY	0- 0	0- 3	1- 2				
0- 0	0- 0	0- 0	NEUTRAL	0- 0	0- 0	0- 0				
5- 4	0- 0	0- 0	CONFERENCE	0- 0	0- 0	5- 4				
3- 1	0- 0	0- 0	HOME	0- 0	0- 0	3- 1				
2- 3	0- 0	0- 0	AWAY	0- 0	0- 0	2- 3				
0- 0	0- 0	0- 0	NEUTRAL	0- 0	0- 0	0- 0				

RPI 1-25				RPI 26-50				RPI 51-100				RPI 101+ Team's RPI: 277			
RPI	S	Opponent	Score	RPI	S	Opponent	Score	RPI	S	Opponent	Score	RPI	S	Opponent	Score
5	A	Baylor	36 101					78	H	Colorado	64 76	103	A	Ole Miss	30 67
												117	A	Alabama	44 93
												120	A	Southern Miss.	55 83
												191	A	UAB	46 80
												199	H	Alabama St.	73 79
												206	A	Wisconsin	61 103
												211	H	Texas Southern	75 74
												219	A	Southern U.	44 51
												249	H	Murray St.	62 80
												266	A	Grambling	67 88
												288	H	Prairie View	64 55
												299	A	Alcorn	49 69
												313	A	Ark.-Pine Bluff	73 63
												320	A	Northwestern St.	68 64
												347	A	Jackson St.	62 57
												349	H	Alabama A&M	60 58
LAST 12 Division I GAMES:															
266	A	Grambling	67 88	199	H	Alabama St.	73 79								
347	A	Jackson St.	62 57	349	H	Alabama A&M	60 58								
211	H	Texas Southern	75 74	313	A	Ark.-Pine Bluff	73 63								
288	H	Prairie View	64 55	103	A	Ole Miss	30 67								
219	A	Southern U.	44 51	249	H	Murray St.	62 80								
299	A	Alcorn	49 69	78	H	Colorado	64 76								

Non-Div I Games: Tougaloo 99 55 Blue Mountain 66 40

Mississippi Val.

Loss, Non-Conf, S Site, H Home A Away N Neutral

Average RPI Win:	122	WON-LOST	WINNING	LAST 10	STRENGTH OF	OPP. STRENGTH	TEAM	ADJ.	CONF.	ADJ CONF.
Average RPI Loss:	57	RECORD	PCT. RANK	GAMES	SCHEDULE	OF SCHEDULE	RPI	RPI	RPI	RPI
DIV. I ONLY	16- 7	74	6- 4	33	29	31	31	2	2	
DIV. I NON-CONF.	10- 4	80	2- 1	56	86	46	46	2	2	
TOTALS	RPI 1-25	RPI 26-50	W-L RECORDS	RPI 51-100	RPI 101-150	RPI 150+				
16- 7	4- 2	0- 1	OVERALL	1- 2	4- 2	7- 0				
12- 1	3- 0	0- 0	HOME	1- 0	2- 1	6- 0				
3- 5	0- 1	0- 0	AWAY	0- 0	2- 0	1- 0				
1- 1	1- 0	0- 0	NEUTRAL	0- 1	0- 0	0- 0				
10- 4	1- 1	0- 0	NON-CONFERENCE	1- 2	1- 1	7- 0				
8- 0	0- 0	0- 0	HOME	1- 0	1- 0	6- 0				
1- 3	0- 1	0- 0	AWAY	0- 1	0- 1	1- 0				
1- 1	1- 0	0- 0	NEUTRAL	0- 1	0- 0	0- 0				
6- 3	3- 1	0- 1	CONFERENCE	0- 0	3- 1	0- 0				
4- 1	3- 0	0- 0	HOME	0- 0	1- 1	0- 0				
2- 2	0- 1	0- 1	AWAY	0- 0	2- 0	0- 0				
0- 0	0- 0	0- 0	NEUTRAL	0- 0	0- 0	0- 0				

RPI 1-25				RPI 26-50				Team's RPI: 31	RPI 51-100				RPI 101+			
RPI	S	Opponent	Score	RPI	S	Opponent	Score		RPI	S	Opponent	Score	RPI	S	Opponent	Score
8	A	Washington	66 79	28	A	LSU	71 80		55	N	Georgia Tech	70 72	105	H	Georgia	63 45
16	A	Kentucky	62 64						65	A	IUPUI	45 73	110	A	Saint Louis	61 72
16	H	Kentucky	73 67						90	H	Western Ill.	71 68	111	A	Vanderbilt	74 68
20	H	Texas A&M	78 76										114	H	Abilene Christian	52 46
23	N	Creighton	72 63										117	H	Alabama	58 59
24	H	Auburn	68 53										126	A	Arkansas	60 46
													162	H	Missouri St.	73 49
													164	A	Nebraska	55 35
													166	H	UC Riverside	68 62
													168	H	Wichita St.	64 57
													182	H	Indiana St.	77 48
													209	H	SIUE	72 60
													264	H	UT Martin	80 69
LAST 12 Division I GAMES:																
16	H	Kentucky	73 67	117	H	Alabama	58 59									
24	H	Auburn	68 53	16	A	Kentucky	62 64									
126	A	Arkansas	60 46	105	H	Georgia	63 45									
20	H	Texas A&M	78 76	110	A	Saint Louis	61 72									
111	A	Vanderbilt	74 68	166	H	UC Riverside	68 62									
28	A	LSU	71 80	264	H	UT Martin	80 69									

Non-Div I Games:

Missouri

■ Loss,
■ Non-Conf, S Site,
■ Home
■ Away
N Neutral

Average RPI Win:	215	WON-LOST	WINNING	LAST 10	STRENGTH OF	OPP. STRENGTH	TEAM	ADJ.	CONF.	ADJ CONF.
Average RPI Loss:	93	RECORD	PCT. RANK	GAMES	SCHEDULE	OF SCHEDULE	RPI	RPI	RPI	RPI
DIV. I ONLY	9- 10	195	6- 4	155	90	162	162	16	16	
DIV. I NON-CONF.	3- 7	250	2- 1	104	12	192	192	14	14	
TOTALS	RPI 1-25	RPI 26-50	W-L RECORDS	RPI 51-100	RPI 101-150	RPI 150+				
9- 10	0- 0	0- 4	OVERALL	0- 3	2- 1	7- 2				
4- 5	0- 0	0- 2	HOME	0- 2	1- 0	3- 1				
5- 4	0- 0	0- 2	AWAY	0- 0	1- 1	4- 1				
0- 1	0- 0	0- 0	NEUTRAL	0- 1	0- 0	0- 0				
3- 7	0- 0	0- 2	NON-CONFERENCE	0- 3	2- 1	1- 1				
2- 2	0- 0	0- 0	HOME	0- 2	1- 0	1- 0				
1- 4	0- 0	0- 2	AWAY	0- 0	1- 1	0- 1				
0- 1	0- 0	0- 0	NEUTRAL	0- 1	0- 0	0- 0				
6- 3	0- 0	0- 2	CONFERENCE	0- 0	0- 0	6- 1				
2- 3	0- 0	0- 2	HOME	0- 0	0- 0	2- 1				
4- 0	0- 0	0- 0	AWAY	0- 0	0- 0	4- 0				
0- 0	0- 0	0- 0	NEUTRAL	0- 0	0- 0	0- 0				

RPI 1-25				RPI 26-50				RPI 51-100				RPI 101+				Team's RPI: 162	
RPI	S	Opponent	Score	RPI	S	Opponent	Score	RPI	S	Opponent	Score	RPI	S	Opponent	Score		
				29	H	Drake	64 90	58	H	Little Rock	47 58	126	H	Arkansas	64 62		
				31	A	Missouri	49 73	70	N	Southern California	67 89	138	A	Kansas	87 64		
				41	A	Northwestern	52 75	84	H	Middle Tenn.	52 71	148	A	Oral Roberts	56 78		
				50	H	UNI	54 61					168	H	Wichita St.	73 62		
												182	A	Indiana St.	49 46		
												188	A	Memphis	60 69		
												201	A	Southern Ill.	78 60		
												216	H	North Texas	63 54		
												233	H	Bradley	73 75		
												274	A	Evansville	77 41		
												310	A	Loyola Chicago	60 32		
												317	H	Illinois St.	65 60		
LAST 12 Division I GAMES:																	
				182	A	Indiana St.	49 46	168	H	Wichita St.	73 62						
				310	A	Loyola Chicago	60 32	29	H	Drake	64 90						
				233	H	Bradley	73 75	50	H	UNI	54 61						
				317	H	Illinois St.	65 60	84	H	Middle Tenn.	52 71						
				201	A	Southern Ill.	78 60	216	H	North Texas	63 54						
				274	A	Evansville	77 41	126	H	Arkansas	64 62						

Non-Div I Games: Alas. Anchorage 65 58

Missouri St.

■ Loss,
■ Non-Conf,
■ S Site,
■ H Home
■ A Away
N Neutral

Average RPI Win: 235	WON-LOST	WINNING	LAST 10	STRENGTH OF	OPP. STRENGTH	TEAM	ADJ.	CONF.	ADJ CONF.
Average RPI Loss: 185	RECORD	PCT. RANK	GAMES	SCHEDULE	OF SCHEDULE	RPI	RPI	RPI	RPI
DIV. I ONLY	10- 11	187	5- 5	291	249	235	235	17	17
DIV. I NON-CONF.	5- 4	143	1- 1	302	328	203	203	17	17
TOTALS	RPI 1-25	RPI 26-50	W-L RECORDS	RPI 51-100	RPI 101-150	RPI 150+			
10- 11	0- 0	0- 0	OVERALL	1- 0	0- 3	9- 8			
5- 5	0- 0	0- 0	HOME	1- 0	0- 2	4- 3			
5- 5	0- 0	0- 0	AWAY	0- 0	0- 0	5- 1			
0- 1	0- 0	0- 0	NEUTRAL	0- 0	0- 1	0- 0			
5- 4	0- 0	0- 0	NON-CONFERENCE	0- 0	0- 2	5- 2			
1- 2	0- 0	0- 0	HOME	0- 0	0- 1	1- 1			
4- 1	0- 0	0- 0	AWAY	0- 0	0- 0	4- 1			
0- 1	0- 0	0- 0	NEUTRAL	0- 0	0- 1	0- 0			
5- 7	0- 0	0- 0	CONFERENCE	1- 0	0- 1	4- 6			
4- 3	0- 0	0- 0	HOME	1- 0	0- 1	3- 2			
1- 4	0- 0	0- 0	AWAY	0- 0	0- 0	1- 4			
0- 0	0- 0	0- 0	NEUTRAL	0- 0	0- 0	0- 0			

RPI 1-25			RPI 26-50			RPI 51-100			RPI 101+ Team's RPI: 235		
RPI	S	Opponent	Score	RPI	S	Opponent	Score	RPI	S	Opponent	Score
								54	H	Quinnipiac	61 58
	</										

Non-Div I Games:

Monmouth

■ Loss,
 ■ Non-Conf,
 S Site,
 ■ Home
 ■ Away
 N Neutral

Montana

Montana

Montana

Page 177

Average RPI Win:	199	WON-LOST	WINNING	LAST 10	STRENGTH OF	OPP. STRENGTH	TEAM	ADJ.	CONF.	ADJ CONF.
Average RPI Loss:	134	RECORD	PCT. RANK	GAMES	SCHEDULE	OF SCHEDULE	RPI	RPI	RPI	RPI
DIV. I ONLY	13- 5	60	8- 2	153	219	61	61	18	18	
DIV. I NON-CONF.	5- 3	121	2- 0	277	100	122	122	18	18	
TOTALS	RPI 1-25	RPI 26-50	W-L RECORDS	RPI 51-100	RPI 101-150	RPI 150+				
13- 5	0- 0	0- 0	OVERALL	0- 1	5- 2	8- 2				
6- 0	0- 0	0- 0	HOME	0- 0	2- 0	4- 0				
6- 5	0- 0	0- 0	AWAY	0- 1	2- 2	4- 2				
1- 0	0- 0	0- 0	NEUTRAL	0- 0	1- 0	0- 0				
5- 3	0- 0	0- 0	NON-CONFERENCE	0- 1	1- 1	4- 1				
2- 0	0- 0	0- 0	HOME	0- 0	0- 0	2- 0				
2- 3	0- 0	0- 0	AWAY	0- 1	0- 1	2- 1				
1- 0	0- 0	0- 0	NEUTRAL	0- 0	1- 0	0- 0				
8- 2	0- 0	0- 0	CONFERENCE	0- 0	4- 1	4- 1				
4- 0	0- 0	0- 0	HOME	0- 0	2- 0	2- 0				
4- 2	0- 0	0- 0	AWAY	0- 0	2- 1	2- 1				
0- 0	0- 0	0- 0	NEUTRAL	0- 0	0- 0	0- 0				

RPI S	Opponent	Score	RPI S	Opponent	Score	RPI S	Opponent	Score	RPI S	Opponent	Score
						57	A Utah	64 74			
									101	A Northern Colo.	58 66
									104	A UC Davis	62 70
									144	A Idaho	66 61
									144	H Idaho	80 64
									147	N Santa Clara	77 50
									149	A Eastern Wash.	72 61
									149	H Eastern Wash.	88 83
									154	A North Dakota	74 71
									198	A Idaho St.	59 67
									207	A Pacific	72 66
									210	A Utah St.	56 64
									222	H Seattle U	75 56
									242	H Portland St.	83 76
									244	A Weber St.	83 68
									255	H Cal Poly	71 52
									263	H Sacramento St.	84 80
									268	A Portland	70 66
LAST 12 Division I GAMES:											
149	A	Eastern Wash.	72	61	144	H	Idaho	80	64		
144	A	Idaho	66	61	149	H	Eastern Wash.	88	83		
242	H	Portland St.	83	76	198	A	Idaho St.	59	67		
263	H	Sacramento St.	84	80	244	A	Weber St.	83	68		
101	A	Northern Colo.	58	66	255	H	Cal Poly	71	52		
154	A	North Dakota	74	71	268	A	Portland	70	66		

Non-Div I Games: Carroll (MT) 75 44 Great Falls 75 42

Montana St.

Loss, Non-Conf, S Site, H Home A Away N Neutral

Average RPI Win:	273	WON-LOST	WINNING	LAST 10	STRENGTH OF	OPP. STRENGTH	TEAM	ADJ.	CONF.	ADJ CONF.
Average RPI Loss:	151	RECORD	PCT. RANK	GAMES	SCHEDULE	OF SCHEDULE	RPI	RPI	RPI	RPI
DIV. I ONLY	15- 6	62	7- 3	340	226	195	195	26	26	
DIV. I NON-CONF.	8- 3	67	2- 0	348	148	208	208	26	26	
TOTALS	RPI 1-25	RPI 26-50	W-L RECORDS	RPI 51-100	RPI 101-150	RPI 150+				
15- 6	0- 1	0- 1	OVERALL	0- 1	0- 0	15- 3				
10- 2	0- 0	0- 0	HOME	0- 1	0- 0	10- 1				
5- 4	0- 1	0- 1	AWAY	0- 0	0- 0	5- 2				
0- 0	0- 0	0- 0	NEUTRAL	0- 0	0- 0	0- 0				
8- 3	0- 1	0- 1	NON-CONFERENCE	0- 0	0- 0	8- 1				
5- 1	0- 0	0- 0	HOME	0- 0	0- 0	5- 1				
3- 2	0- 1	0- 1	AWAY	0- 0	0- 0	3- 0				
0- 0	0- 0	0- 0	NEUTRAL	0- 0	0- 0	0- 0				
7- 3	0- 0	0- 0	CONFERENCE	0- 1	0- 0	7- 2				
5- 1	0- 0	0- 0	HOME	0- 1	0- 0	5- 0				
2- 2	0- 0	0- 0	AWAY	0- 0	0- 0	2- 2				
0- 0	0- 0	0- 0	NEUTRAL	0- 0	0- 0	0- 0				

RPI 1-25				RPI 26-50				RPI 51-100				RPI 101+ Team's RPI: 195			
RPI	S	Opponent	Score	RPI	S	Opponent	Score	RPI	S	Opponent	Score	RPI	S	Opponent	Score
16	A	Kentucky	47 74	49	A	West Virginia	53 94	77	H	Belmont	59 91	209	H	SIUE	69 66
												212	H	Miami (OH)	77 43
												232	A	Tennessee St.	66 69
												238	H	Canisius	77 68
												249	H	Murray St.	73 59
												254	A	Austin Peay	81 71
												257	H	Tennessee Tech	79 65
												259	H	Eastern Mich.	78 73
												262	A	Jacksonville St.	68 69
												264	A	UT Martin	89 68
												272	H	Georgia St.	50 68
												283	H	Lipscomb	73 53
												285	A	North Florida	84 65
												298	A	Kennesaw St.	71 50
												304	H	Eastern Ill.	66 62
												309	H	Eastern Ky.	80 54
												329	H	Chicago St.	63 55
												346	A	Florida A&M	53 48
LAST 12 Division I GAMES:															
249	H	Murray St.	73 59	209	H	SIUE	69 66								
262	A	Jacksonville St.	68 69	304	H	Eastern Ill.	66 62								
257	H	Tennessee Tech	79 65	264	A	UT Martin	89 68								
309	H	Eastern Ky.	80 54	254	A	Austin Peay	81 71								
77	H	Belmont	59 91	238	H	Canisius	77 68								
232	A	Tennessee St.	66 69	298	A	Kennesaw St.	71 50								

Non-Div I Games: Ky. Christian 100 52 Alice Lloyd 92 42

Morehead St.

Loss, Non-Conf, S Site, H Home A Away N Neutral

Average RPI Win: 250		WON-LOST	WINNING	LAST 10	STRENGTH OF	OPP. STRENGTH	TEAM	ADJ.	CONF.	ADJ CONF.
Average RPI Loss: 260		RECORD	PCT. RANK	GAMES	SCHEDULE	OF SCHEDULE	RPI	RPI	RPI	RPI
DIV. I ONLY		1- 19	344	0- 10	335	349	348	348	32	32
DIV. I NON-CONF.		1- 11	330	0- 4	231	348	334	334	31	31
TOTALS		RPI 1-25	RPI 26-50	W-L RECORDS	RPI 51-100	RPI 101-150	RPI 150+			
1- 19	0- 0		0- 0	OVERALL	0- 1	0- 1	1- 17			
0- 5	0- 0		0- 0	HOME	0- 0	0- 0	0- 5			
1- 11	0- 0		0- 0	AWAY	0- 1	0- 1	1- 9			
0- 3	0- 0		0- 0	NEUTRAL	0- 0	0- 0	0- 3			
1- 11	0- 0		0- 0	NON-CONFERENCE	0- 1	0- 1	1- 9			
0- 2	0- 0		0- 0	HOME	0- 0	0- 0	0- 2			
1- 6	0- 0		0- 0	AWAY	0- 1	0- 1	1- 4			
0- 3	0- 0		0- 0	NEUTRAL	0- 0	0- 0	0- 3			
0- 8	0- 0		0- 0	CONFERENCE	0- 0	0- 0	0- 8			
0- 3	0- 0		0- 0	HOME	0- 0	0- 0	0- 3			
0- 5	0- 0		0- 0	AWAY	0- 0	0- 0	0- 5			
0- 0	0- 0		0- 0	NEUTRAL	0- 0	0- 0	0- 0			

RPI 1-25				RPI 26-50				RPI 51-100				RPI 101+				Team's RPI: 348	
RPI	S	Opponent	Score	RPI	S	Opponent	Score	RPI	S	Opponent	Score	RPI	S	Opponent	Score		
								73	A	Dayton	42	61	110	A	Saint Louis	43	71
													170	H	Brown	51	68
													226	N	Campbell	51	62
													227	H	Robert Morris	44	58
													234	A	Marshall	43	62
													241	A	Richmond	37	54
													250	A	UMBC	69	61
													258	A	Bethune-Cookman	48	50
													267	H	Norfolk St.	47	56
													275	H	N.C. A&T	62	67
													291	A	Savannah St.	62	66
													294	A	Coppin St.	45	61
													303	A	UMKC	56	64
													309	N	Eastern Ky.	58	66
													313	N	Ark.-Pine Bluff	44	53
													325	A	Mt. St. Mary's	50	65
													340	A	South Carolina St.	46	50
													346	A	Florida A&M	48	51
													346	H	Florida A&M	26	61
LAST 12 Division I GAMES:																	
				346	H	Florida A&M	26	61	258	A	Bethune-Cookman	48	50				
				294	A	Coppin St.	45	61	267	H	Norfolk St.	47	56				
				340	A	South Carolina St.	46	50	170	H	Brown	51	68				
				291	A	Savannah St.	62	66	241	A	Richmond	37	54				
				275	H	N.C. A&T	62	67	313	N	Ark.-Pine Bluff	44	53				
				346	A	Florida A&M	48	51	226	N	Campbell	51	62				

Non-Div I Games: Washington Adventis79 28

Morgan St.

Loss, Non-Conf, S Site, H Home A Away N Neutral

Average RPI Win:	309	WON-LOST	WINNING	LAST 10	STRENGTH OF	OPP. STRENGTH	TEAM	ADJ.	CONF.	ADJ CONF.
Average RPI Loss:	206	RECORD	PCT. RANK	GAMES	SCHEDULE	OF SCHEDULE	RPI	RPI	RPI	RPI
DIV. I ONLY	6- 15	280	4- 6	302	340	325	325	31	31	
DIV. I NON-CONF.	2- 9	293	0- 2	225	297	325	325	32	32	
TOTALS	RPI 1-25	RPI 26-50	W-L RECORDS	RPI 51-100	RPI 101-150	RPI 150+				
6- 15	0- 1	0- 1	OVERALL	0- 0	0- 2	6- 11				
5- 5	0- 0	0- 0	HOME	0- 0	0- 0	5- 5				
1- 10	0- 1	0- 1	AWAY	0- 0	0- 2	1- 6				
0- 0	0- 0	0- 0	NEUTRAL	0- 0	0- 0	0- 0				
2- 9	0- 1	0- 1	NON-CONFERENCE	0- 0	0- 2	2- 5				
2- 3	0- 0	0- 0	HOME	0- 0	0- 0	2- 3				
0- 6	0- 1	0- 1	AWAY	0- 0	0- 2	0- 2				
0- 0	0- 0	0- 0	NEUTRAL	0- 0	0- 0	0- 0				
4- 6	0- 0	0- 0	CONFERENCE	0- 0	0- 0	4- 6				
3- 2	0- 0	0- 0	HOME	0- 0	0- 0	3- 2				
1- 4	0- 0	0- 0	AWAY	0- 0	0- 0	1- 4				
0- 0	0- 0	0- 0	NEUTRAL	0- 0	0- 0	0- 0				

RPI 1-25				RPI 26-50				RPI 51-100				RPI 101+ Team's RPI: 325			
RPI	S	Opponent	Score	RPI	S	Opponent	Score	RPI	S	Opponent	Score	RPI	S	Opponent	Score
18	A	Maryland	42 106	49	A	West Virginia	45 77					124	A	William & Mary	46 68
												133	A	Pittsburgh	54 89
												172	H	Fairfield	57 70
												203	A	Sacred Heart	45 49
												203	H	Sacred Heart	61 59
												220	H	Saint Francis (PA)	88 97
												227	H	Robert Morris	44 50
												228	H	UMES	52 63
												239	A	Howard	62 95
												245	A	Loyola Maryland	53 58
												294	H	Coppin St.	54 48
												295	A	Bryant	62 78
												301	A	Central Conn. St.	58 68
												308	H	Lehigh	57 74
												321	A	St. Francis Brooklyn	62 44
												333	A	LIU Brooklyn	60 63
												344	H	Fairleigh Dickinson	61 50
												345	H	Wagner	66 47
												348	H	Morgan St.	65 50
LAST 12 Division I GAMES:															
203	H	Sacred Heart	61 59	301	A	Central Conn. St.	58 68								
227	H	Robert Morris	44 50	295	A	Bryant	62 78								
203	A	Sacred Heart	45 49	345	H	Wagner	66 47								
321	A	St. Francis Brooklyn	62 44	333	A	LIU Brooklyn	60 63								
344	H	Fairleigh Dickinson	61 50	49	A	West Virginia	45 77								
220	H	Saint Francis (PA)	88 97	124	A	William & Mary	46 68								

Non-Div I Games:

Mt. St. Mary's

■ Loss,
■ Non-Conf,
■ S Site,
■ H Home
■ A Away
N Neutral

Average RPI Win:	276	WON-LOST	WINNING	LAST 10	STRENGTH OF	OPP. STRENGTH	TEAM	ADJ.	CONF.	ADJ CONF.
Average RPI Loss:	208	RECORD	PCT. RANK	GAMES	SCHEDULE	OF SCHEDULE	RPI	RPI	RPI	RPI
DIV. I ONLY	10- 10	166	5- 5	332	316	249	249	26	26	
DIV. I NON-CONF.	6- 5	148	2- 1	330	314	243	243	26	26	
TOTALS	RPI 1-25	RPI 26-50	W-L RECORDS	RPI 51-100	RPI 101-150	RPI 150+				
10- 10	0- 0	0- 0	OVERALL	0- 1	0- 1	10- 8				
5- 2	0- 0	0- 0	HOME	0- 0	0- 0	5- 2				
4- 7	0- 0	0- 0	AWAY	0- 1	0- 0	4- 6				
1- 1	0- 0	0- 0	NEUTRAL	0- 0	0- 1	1- 0				
6- 5	0- 0	0- 0	NON-CONFERENCE	0- 1	0- 1	6- 3				
3- 1	0- 0	0- 0	HOME	0- 0	0- 0	3- 1				
2- 3	0- 0	0- 0	AWAY	0- 1	0- 0	2- 2				
1- 1	0- 0	0- 0	NEUTRAL	0- 0	0- 1	1- 0				
4- 5	0- 0	0- 0	CONFERENCE	0- 0	0- 0	4- 5				
2- 1	0- 0	0- 0	HOME	0- 0	0- 0	2- 1				
2- 4	0- 0	0- 0	AWAY	0- 0	0- 0	2- 4				
0- 0	0- 0	0- 0	NEUTRAL	0- 0	0- 0	0- 0				

RPI 1-25			RPI 26-50			RPI 51-100			RPI 101+			Team's RPI: 249
RPI	S	Opponent	Score	RPI	S	Opponent	Score	RPI	S	Opponent	Score	
						60 A Ohio	70 79			114 N Abilene Christian	57 81	
									A	ETSU	60 79	
									A	Morehead St.	59 73	
									A	Southern Ill.	63 70	
									A	SIUE	84 77	
									H	Tennessee St.	80 72	
									H	UNCG	81 70	
									A	Austin Peay	63 75	
									A	Tennessee Tech	54 72	
									A	Northern Ky.	72 69	
									A	Jacksonville St.	71 64	
									H	UT Martin	70 90	
									H	Evansville	77 82	
									A	Mississippi Val.	80 62	
									H	Lipscomb	79 59	
									A	Southeast Mo. St.	70 79	
									H	Eastern Ill.	92 74	
									N	Incarinate Word	72 68	
									H	Alabama A&M	81 49	
LAST 12 Division I GAMES:												
195	A	Morehead St.	59 73	257	A	Tennessee Tech	54 72					
264	H	UT Martin	70 90	262	A	Jacksonville St.	71 64					
286	A	Southeast Mo. St.	70 79	232	H	Tennessee St.	80 72					
254	A	Austin Peay	63 75	277	A	Mississippi Val.	80 62					
209	A	SIUE	84 77	114	N	Abilene Christian	57 81					
304	H	Eastern Ill.	92 74	335	N	Incarinate Word	72 68					

Non-Div I Games: Eureka 101 59 MacMurray 93 37

Murray St.

Average RPI Win:	277	WON-LOST	WINNING	LAST 10	STRENGTH OF	OPP. STRENGTH	TEAM	ADJ.	CONF.	ADJ CONF.
Average RPI Loss:	152	RECORD	PCT. RANK	GAMES	SCHEDULE	OF SCHEDULE	RPI	RPI	RPI	RPI
DIV. I ONLY	7- 13	249	5- 4	259	265	275	275	32	32	
DIV. I NON-CONF.	2- 9	293	1- 1	69	83	250	250	31	31	
TOTALS	RPI 1-25	RPI 26-50	W-L RECORDS	RPI 51-100	RPI 101-150	RPI 150+				
7- 13	0- 2	0- 1	OVERALL	1- 2	0- 2	6- 6				
4- 3	0- 2	0- 0	HOME	1- 0	0- 0	3- 1				
3- 6	0- 0	0- 0	AWAY	0- 1	0- 1	3- 4				
0- 4	0- 0	0- 1	NEUTRAL	0- 1	0- 1	0- 1				
2- 9	0- 2	0- 1	NON-CONFERENCE	1- 2	0- 1	1- 3				
2- 2	0- 2	0- 0	HOME	1- 0	0- 0	1- 0				
0- 3	0- 0	0- 0	AWAY	0- 1	0- 0	0- 2				
0- 4	0- 0	0- 1	NEUTRAL	0- 1	0- 1	0- 1				
5- 4	0- 0	0- 0	CONFERENCE	0- 0	0- 1	5- 3				
2- 1	0- 0	0- 0	HOME	0- 0	0- 0	2- 1				
3- 3	0- 0	0- 0	AWAY	0- 0	0- 1	3- 2				
0- 0	0- 0	0- 0	NEUTRAL	0- 0	0- 0	0- 0				

RPI 1-25				RPI 26-50				RPI 51-100				RPI 101+ Team's RPI: 275			
RPI	S	Opponent	Score	RPI	S	Opponent	Score	RPI	S	Opponent	Score	RPI	S	Opponent	Score
13	H	UCLA	42 83	49	N	West Virginia	64 80	60	H	Ohio	63 57	129	N	Ball St.	57 76
24	H	Auburn	36 68					64	N	Florida	38 67	141	A	Hampton	57 64
								87	A	FGCU	41 67	186	A	Appalachian St.	58 71
												228	H	UMES	57 60
												236	N	Marist	64 69
												239	H	Howard	63 55
												253	A	Ga. Southern	50 65
												264	H	UT Martin	74 59
												267	A	Norfolk St.	53 69
												294	A	Coppin St.	57 65
												341	A	N.C. Central	62 38
												342	A	Delaware St.	68 60
												342	H	Delaware St.	83 44
												348	A	Morgan St.	67 62
LAST 12 Division I GAMES:															
342	A	Delaware St.	68 60	228	H	UMES	57 60								
267	A	Norfolk St.	53 69	342	H	Delaware St.	83 44								
341	A	N.C. Central	62 38	141	A	Hampton	57 64								
239	H	Howard	63 55	60	H	Ohio	63 57								
348	A	Morgan St.	67 62	13	H	UCLA	42 83								
294	A	Coppin St.	57 65	87	A	FGCU	41 67								

Non-Div I Games: Francis Marion 72 65 Slippery Rock 70 59

N.C. A&T

Loss, Non-Conf, S Site, H Home A Away N Neutral

Average RPI Win:	285	WON-LOST	WINNING	LAST 10	STRENGTH OF	OPP. STRENGTH	TEAM	ADJ.	CONF.	ADJ CONF.
Average RPI Loss:	218	RECORD	PCT. RANK	GAMES	SCHEDULE	OF SCHEDULE	RPI	RPI	RPI	RPI
DIV. I ONLY	2- 15	334	2- 8	297	336	341	341	32	32	
DIV. I NON-CONF.	0- 10	335	0- 5	226	293	344	344	31	31	
TOTALS	RPI 1-25	RPI 26-50	W-L RECORDS	RPI 51-100	RPI 101-150	RPI 150+				
2- 15	0- 0	0- 1	OVERALL	0- 1	0- 2	2- 11				
2- 6	0- 0	0- 0	HOME	0- 0	0- 0	2- 6				
0- 9	0- 0	0- 1	AWAY	0- 1	0- 2	0- 5				
0- 0	0- 0	0- 0	NEUTRAL	0- 0	0- 0	0- 0				
0- 10	0- 0	0- 1	NON-CONFERENCE	0- 1	0- 1	0- 7				
0- 4	0- 0	0- 0	HOME	0- 0	0- 0	0- 4				
0- 6	0- 0	0- 1	AWAY	0- 1	0- 1	0- 3				
0- 0	0- 0	0- 0	NEUTRAL	0- 0	0- 0	0- 0				
2- 5	0- 0	0- 0	CONFERENCE	0- 0	0- 1	2- 4				
2- 2	0- 0	0- 0	HOME	0- 0	0- 0	2- 2				
0- 3	0- 0	0- 0	AWAY	0- 0	0- 1	0- 2				
0- 0	0- 0	0- 0	NEUTRAL	0- 0	0- 0	0- 0				

RPI 1-25			RPI 26-50			RPI 51-100			RPI 101+			Team's RPI: 341
RPI	S	Opponent	Score	RPI	S	Opponent	Score	RPI	S	Opponent	Score	
				36	A	North Carolina St.	33 83	96	A	Purdue	27 61	
										128	A	Old Dominion 52 83
										141	A	Hampton 36 60
										226	A	Campbell 30 61
										228	H	UMES 68 59
										229	H	Wofford 54 64
										239	H	Howard 50 73
										240	H	Presbyterian 63 72
										247	A	Coastal Caro. 50 66
										248	A	Furman 40 60
										252	H	UNCG 51 64
										267	A	Norfolk St. 40 71
										275	H	N.C. A&T 38 62
										307	H	USC Upstate 58 68
										342	A	Delaware St. 51 55
										342	H	Delaware St. 68 63
LAST 12 Division I GAMES:												
				342	A	Delaware St.	51 55			228	H	UMES 68 59
				275	H	N.C. A&T	38 62			307	H	USC Upstate 58 68
				239	H	Howard	50 73			248	A	Furman 40 60
				141	A	Hampton	36 60			240	H	Presbyterian 63 72
				267	A	Norfolk St.	40 71			252	H	UNCG 51 64
				342	H	Delaware St.	68 63			36	A	North Carolina St. 33 83

Non-Div I Games: Johnson & Wales (NC75 38 Pfeiffer 47 50

N.C. Central

Loss, Non-Conf, S Site, H Home A Away N Neutral

Average RPI Win:	308	WON-LOST	WINNING	LAST 10	STRENGTH OF	OPP. STRENGTH	TEAM	ADJ.	CONF.	ADJ CONF.
Average RPI Loss:	185	RECORD	PCT. RANK	GAMES	SCHEDULE	OF SCHEDULE	RPI	RPI	RPI	RPI
DIV. I ONLY	7- 13	249	3- 6	327	284	312	312	23	23	
DIV. I NON-CONF.	5- 8	218	2- 2	338	323	310	310	24	24	
TOTALS	RPI 1-25	RPI 26-50	W-L RECORDS	RPI 51-100	RPI 101-150	RPI 150+				
7- 13	0- 0	0- 2	OVERALL	0- 2	0- 3	7- 6				
4- 4	0- 0	0- 0	HOME	0- 1	0- 1	4- 2				
2- 9	0- 0	0- 2	AWAY	0- 1	0- 2	2- 4				
1- 0	0- 0	0- 0	NEUTRAL	0- 0	0- 0	1- 0				
5- 8	0- 0	0- 2	NON-CONFERENCE	0- 0	0- 2	5- 4				
2- 3	0- 0	0- 0	HOME	0- 0	0- 1	2- 2				
2- 5	0- 0	0- 2	AWAY	0- 0	0- 1	2- 2				
1- 0	0- 0	0- 0	NEUTRAL	0- 0	0- 0	1- 0				
2- 5	0- 0	0- 0	CONFERENCE	0- 2	0- 1	2- 2				
2- 1	0- 0	0- 0	HOME	0- 1	0- 0	2- 0				
0- 4	0- 0	0- 0	AWAY	0- 1	0- 1	0- 2				
0- 0	0- 0	0- 0	NEUTRAL	0- 0	0- 0	0- 0				

RPI S	Opponent	Score	RPI S	Opponent	Score	RPI S	Opponent	Score	RPI S	Opponent	Score	Team's RPI: 312
26	A Harvard	38 59	87	A FGCU	53 73	137	A Saint Joseph's	36 75				
48	A Bucknell	36 67	95	H Jacksonville	56 75	140	A Stetson	43 77				
						142	H Columbia	51 65				
						197	H Binghamton	44 68				
						239	H Howard	70 55				
						281	A Vermont	42 64				
						283	H Lipscomb	76 68				
						285	H North Florida	64 62				
						298	A Kennesaw St.	64 75				
						307	A USC Upstate	58 75				
						308	A Lehigh	52 84				
						329	A Chicago St.	57 42				
						333	N LIU Brooklyn	50 48				
						342	A Delaware St.	57 43				
						344	H Fairleigh Dickinson	61 66				
						345	H Wagner	68 45				
LAST 12 Division I GAMES:												
298	A Kennesaw St.	64 75	307	A USC Upstate	58 75							
283	H Lipscomb	76 68	142	H Columbia	51 65							
140	A Stetson	43 77	329	A Chicago St.	57 42							
87	A FGCU	53 73	239	H Howard	70 55							
95	H Jacksonville	56 75	137	A Saint Joseph's	36 75							
285	H North Florida	64 62	342	A Delaware St.	57 43							

Non-Div I Games: St. Joseph's (Brkln87 53 Rutgers-Newark 83 52

NJIT

Loss, Non-Conf, S Site, H Home A Away N Neutral

Average RPI Win:	260	WON-LOST	WINNING	LAST 10	STRENGTH OF	OPP. STRENGTH	TEAM	ADJ.	CONF.	ADJ CONF.
Average RPI Loss:	79	RECORD	PCT. RANK	GAMES	SCHEDULE	OF SCHEDULE	RPI	RPI	RPI	RPI
DIV. I ONLY	15- 5	38	9- 1	277	208	106	106	24	24	
DIV. I NON-CONF.	6- 4	126	0- 1	217	104	125	125	25	25	
TOTALS	RPI 1-25	RPI 26-50	W-L RECORDS	RPI 51-100	RPI 101-150	RPI 150+				
15- 5	0- 1	0- 1	OVERALL	0- 1	0- 2	15- 0				
8- 0	0- 0	0- 0	HOME	0- 0	0- 0	8- 0				
7- 4	0- 1	0- 1	AWAY	0- 1	0- 1	7- 0				
0- 1	0- 0	0- 0	NEUTRAL	0- 0	0- 1	0- 0				
6- 4	0- 1	0- 0	NON-CONFERENCE	0- 1	0- 2	6- 0				
4- 0	0- 0	0- 0	HOME	0- 0	0- 0	4- 0				
2- 3	0- 1	0- 0	AWAY	0- 1	0- 1	2- 0				
0- 1	0- 0	0- 0	NEUTRAL	0- 0	0- 1	0- 0				
9- 1	0- 0	0- 1	CONFERENCE	0- 0	0- 0	9- 0				
4- 0	0- 0	0- 0	HOME	0- 0	0- 0	4- 0				
5- 1	0- 0	0- 1	AWAY	0- 0	0- 0	5- 0				
0- 0	0- 0	0- 0	NEUTRAL	0- 0	0- 0	0- 0				

RPI 1-25				RPI 26-50				RPI 51-100				RPI 101+ Team's RPI: 106			
RPI	S	Opponent	Score	RPI	S	Opponent	Score	RPI	S	Opponent	Score	RPI	S	Opponent	Score
12	A	Tennessee	55 85	48	A	Bucknell	64 67	62	A	Wake Forest	65 75	126	N	Arkansas	67 70
												146	A	George Mason	64 68
												151	H	Iona	73 68
												169	A	Army West Point	63 58
												190	H	Hofstra	78 69
												192	H	Cleveland St.	88 63
												245	H	Loyola Maryland	77 51
												270	A	Colgate	80 67
												271	H	Liberty	67 66
												273	A	Boston U.	62 59
												273	H	Boston U.	55 41
												289	A	Nevada	79 62
												308	A	Lehigh	66 64
												314	A	Holy Cross	73 71
												314	H	Holy Cross	57 56
												315	A	Air Force	64 46
												324	H	Lafayette	76 41
LAST 12 Division I GAMES:															
273	H	Boston U.	55 41	270	A	Colgate	80 67								
314	A	Holy Cross	73 71	273	A	Boston U.	62 59								
169	A	Army West Point	63 58	314	H	Holy Cross	57 56								
308	A	Lehigh	66 64	48	A	Bucknell	64 67								
324	H	Lafayette	76 41	146	A	George Mason	64 68								
245	H	Loyola Maryland	77 51	271	H	Liberty	67 66								

Non-Div I Games: Goucher

93 40

Navy

Nebraska

Through Games Of Feb. 3, 2017

Average RPI Win:	175	WON-LOST	WINNING	LAST 10	STRENGTH OF	OPP. STRENGTH	TEAM	ADJ.	CONF.	ADJ CONF.
Average RPI Loss:	53	RECORD	PCT. RANK	GAMES	SCHEDULE	OF SCHEDULE	RPI	RPI	RPI	RPI
DIV. I ONLY	5- 17	304	1- 9	9	27	164	164	6	6	
DIV. I NON-CONF.	4- 8	230	0- 2	9	7	145	145	6	6	
TOTALS	RPI 1-25	RPI 26-50	W-L RECORDS	RPI 51-100	RPI 101-150	RPI 150+				
5- 17	0- 3	0- 8	OVERALL	1- 5	0- 0	4- 1				
5- 7	0- 2	0- 5	HOME	1- 0	0- 0	4- 0				
0- 8	0- 1	0- 3	AWAY	0- 3	0- 0	0- 1				
0- 2	0- 0	0- 0	NEUTRAL	0- 2	0- 0	0- 0				
4- 8	0- 2	0- 4	NON-CONFERENCE	1- 2	0- 0	3- 0				
4- 4	0- 1	0- 3	HOME	1- 0	0- 0	3- 0				
0- 2	0- 1	0- 1	AWAY	0- 0	0- 0	0- 0				
0- 2	0- 0	0- 0	NEUTRAL	0- 2	0- 0	0- 0				
1- 9	0- 1	0- 4	CONFERENCE	0- 3	0- 0	1- 1				
1- 3	0- 1	0- 2	HOME	0- 0	0- 0	1- 0				
0- 6	0- 0	0- 2	AWAY	0- 3	0- 0	0- 1				
0- 0	0- 0	0- 0	NEUTRAL	0- 0	0- 0	0- 0				

RPI 1-25				RPI 26-50				RPI 51-100				RPI 101+ Team's RPI: 164			
RPI	S	Opponent	Score	RPI	S	Opponent	Score	RPI	S	Opponent	Score	RPI	S	Opponent	Score
1	H	UConn	41 84	27	A	Ohio St.	75 95	53	A	Iowa	72 75	160	H	Omaha	66 58
18	H	Maryland	49 93	29	H	Drake	70 84	63	N	Virginia	51 73	183	A	Illinois	59 79
23	A	Creighton	64 80	31	H	Missouri	35 55	67	N	Washington St.	65 79	187	H	Rutgers	62 58
				34	H	Michigan	51 84	74	H	Colorado St.	62 59	194	H	San Jose St.	83 61
				41	H	Northwestern	58 62	96	A	Purdue	45 88	260	H	UTRGV	71 53
				42	A	Virginia Tech	67 76	98	A	Penn St.	69 86				
				45	H	California	65 86								
				47	A	Michigan St.	73 93								
LAST 12 Division I GAMES:															
				27	A	Ohio St.	75 95	47	A	Michigan St.	73 93				
				96	A	Purdue	45 88	18	H	Maryland	49 93				
				34	H	Michigan	51 84	53	A	Iowa	72 75				
				98	A	Penn St.	69 86	41	H	Northwestern	58 62				
				183	A	Illinois	59 79	1	H	UConn	41 84				
				187	H	Rutgers	62 58	23	A	Creighton	64 80				

Non-Div I Games:

Nebraska

■ Loss,
■ Non-Conf, S Site,
■ Home
■ Away
N Neutral

Nevada

Through Games Of Feb. 3, 2017

Average RPI Win: 234	WON-LOST	WINNING	LAST 10	STRENGTH OF	OPP. STRENGTH	TEAM	ADJ.	CONF.	ADJ CONF.
Average RPI Loss: 167	RECORD	PCT. RANK	GAMES	SCHEDULE	OF SCHEDULE	RPI	RPI	RPI	RPI
DIV. I ONLY	7- 13	249	2- 8	279	162	289	289	13	13
DIV. I NON-CONF.	5- 5	165	1- 0	305	210	261	261	15	15
TOTALS	RPI 1-25	RPI 26-50	W-L RECORDS	RPI 51-100	RPI 101-150	RPI 150+			
7- 13	0- 0	0- 0	OVERALL	1- 3	0- 3	6- 7			
4- 8	0- 0	0- 0	HOME	1- 3	0- 2	3- 3			
3- 5	0- 0	0- 0	AWAY	0- 0	0- 1	3- 4			
0- 0	0- 0	0- 0	NEUTRAL	0- 0	0- 0	0- 0			
5- 5	0- 0	0- 0	NON-CONFERENCE	0- 2	0- 1	5- 2			
3- 4	0- 0	0- 0	HOME	0- 2	0- 1	3- 1			
2- 1	0- 0	0- 0	AWAY	0- 0	0- 0	2- 1			
0- 0	0- 0	0- 0	NEUTRAL	0- 0	0- 0	0- 0			
2- 8	0- 0	0- 0	CONFERENCE	1- 1	0- 2	1- 5			
1- 4	0- 0	0- 0	HOME	1- 1	0- 1	0- 2			
1- 4	0- 0	0- 0	AWAY	0- 0	0- 1	1- 3			
0- 0	0- 0	0- 0	NEUTRAL	0- 0	0- 0	0- 0			

N
e
v
a
d
aN
e
v
a
d
a

RPI 1-25			RPI 26-50			RPI 51-100			RPI 101+ Team's RPI: 289		
RPI	S	Opponent	Score	RPI	S	Opponent	Score	RPI	S	Opponent	Score
								57	H	Utah	50 80
								75	H	Boise St.	69 62
								93	H	Wyoming	59 72
								94	H	Long Beach St.	93 97
								106	H	Navy	62 79
								150	A	New Mexico	50 59
								150	H	New Mexico	63 69
								175	A	Fresno St.	54 68
								175	H	Fresno St.	70 71
								188	H	Memphis	75 67
								194	A	San Jose St.	84 107
								210	H	Utah St.	69 81
								218	A	San Diego	54 70
								224	A	San Diego St.	78 83
								230	H	Hawaii	67 59
								263	A	Sacramento St.	99 95
								268	H	Portland	72 59
								302	A	Pepperdine	69 60
								315	A	Air Force	56 51
								327	H	UC Irvine	59 72
LAST 12 Division I GAMES:											
210	H	Utah St.	69 81	150	H	New Mexico	63 69				
150	A	New Mexico	50 59	224	A	San Diego St.	78 83				
75	H	Boise St.	69 62	175	H	Fresno St.	70 71				
175	A	Fresno St.	54 68	194	A	San Jose St.	84 107				
315	A	Air Force	56 51	230	H	Hawaii	67 59				
93	H	Wyoming	59 72	218	A	San Diego	54 70				

Non-Div I Games: Holy Names 70 42

Nevada

■ Loss,
 ■ Non-Conf,
 ■ S Site,
 ■ H Home
 ■ A Away
 N Neutral

Average RPI Win:	235	WON-LOST	WINNING	LAST 10	STRENGTH OF	OPP. STRENGTH	TEAM	ADJ.	CONF.	ADJ CONF.
Average RPI Loss:	87	RECORD	PCT. RANK	GAMES	SCHEDULE	OF SCHEDULE	RPI	RPI	RPI	RPI
DIV. I ONLY	18- 3	13	10- 0	299	206	91	91	22	22	
DIV. I NON-CONF.	9- 3	63	3- 0	300	207	129	129	21	21	
TOTALS	RPI 1-25	RPI 26-50	W-L RECORDS	RPI 51-100	RPI 101-150	RPI 150+				
18- 3	0- 1	0- 0	OVERALL	0- 1	2- 1	16- 0				
10- 1	0- 0	0- 0	HOME	0- 0	2- 1	8- 0				
8- 2	0- 1	0- 0	AWAY	0- 1	0- 0	8- 0				
0- 0	0- 0	0- 0	NEUTRAL	0- 0	0- 0	0- 0				
9- 3	0- 1	0- 0	NON-CONFERENCE	0- 1	0- 1	9- 0				
5- 1	0- 0	0- 0	HOME	0- 0	0- 1	5- 0				
4- 2	0- 1	0- 0	AWAY	0- 1	0- 0	4- 0				
0- 0	0- 0	0- 0	NEUTRAL	0- 0	0- 0	0- 0				
9- 0	0- 0	0- 0	CONFERENCE	0- 0	2- 0	7- 0				
5- 0	0- 0	0- 0	HOME	0- 0	2- 0	3- 0				
4- 0	0- 0	0- 0	AWAY	0- 0	0- 0	4- 0				
0- 0	0- 0	0- 0	NEUTRAL	0- 0	0- 0	0- 0				

RPI 1-25				RPI 26-50				RPI 51-100 Team's RPI: 91				RPI 101+			
RPI	S	Opponent	Score	RPI	S	Opponent	Score	RPI	S	Opponent	Score	RPI	S	Opponent	Score
16	A	Kentucky	43 92					99	A	Cornell	56 61	119	H	Maine	50 44
												134	H	Hartford	58 50
												145	H	Yale	58 64
												171	A	Northeastern	66 63
												176	H	Albany (NY)	71 58
												196	A	Siena	77 67
												197	A	Binghamton	70 62
												203	H	Sacred Heart	71 43
												215	H	Dartmouth	64 47
												243	A	Stony Brook	56 45
												243	H	Stony Brook	49 46
												250	H	UMBC	60 50
												251	A	Manhattan	59 42
												273	A	Boston U.	59 51
												281	A	Vermont	57 49
												295	H	Bryant	62 60
												301	H	Central Conn. St.	56 52
												337	A	UMass Lowell	76 57
												345	H	Wagner	73 40
LAST 12 Division I GAMES:															
243	A	Stony Brook	56 45	197	A	Binghamton	70 62								
250	H	UMBC	60 50	176	H	Albany (NY)	71 58								
337	A	UMass Lowell	76 57	243	H	Stony Brook	49 46								
134	H	Hartford	58 50	215	H	Dartmouth	64 47								
119	H	Maine	50 44	251	A	Manhattan	59 42								
281	A	Vermont	57 49	301	H	Central Conn. St.	56 52								

Non-Div I Games: New England Col. 58 38

New Hampshire

■ Loss,
 ■ Non-Conf, S Site,
 ■ Home
 ■ Away
 N Neutral

Average RPI Win:	218	WON-LOST	WINNING	LAST 10	STRENGTH OF	OPP. STRENGTH	TEAM	ADJ.	CONF.	ADJ CONF.
Average RPI Loss:	93	RECORD	PCT. RANK	GAMES	SCHEDULE	OF SCHEDULE	RPI	RPI	RPI	RPI
DIV. I ONLY	11- 10	154	5- 4	100	158	150	150	13	13	
DIV. I NON-CONF.	4- 6	209	0- 0	171	103	241	241	15	15	
TOTALS	RPI 1-25	RPI 26-50	W-L RECORDS	RPI 51-100	RPI 101-150	RPI 150+				
11- 10	0- 0	0- 1	OVERALL	1- 6	1- 2	9- 1				
8- 5	0- 0	0- 0	HOME	1- 3	1- 2	6- 0				
3- 5	0- 0	0- 1	AWAY	0- 3	0- 0	3- 1				
0- 0	0- 0	0- 0	NEUTRAL	0- 0	0- 0	0- 0				
4- 6	0- 0	0- 1	NON-CONFERENCE	0- 2	1- 2	3- 1				
4- 3	0- 0	0- 0	HOME	0- 1	1- 2	3- 0				
0- 3	0- 0	0- 1	AWAY	0- 1	0- 0	0- 1				
0- 0	0- 0	0- 0	NEUTRAL	0- 0	0- 0	0- 0				
7- 4	0- 0	0- 0	CONFERENCE	1- 4	0- 0	6- 0				
4- 2	0- 0	0- 0	HOME	1- 2	0- 0	3- 0				
3- 2	0- 0	0- 0	AWAY	0- 2	0- 0	3- 0				
0- 0	0- 0	0- 0	NEUTRAL	0- 0	0- 0	0- 0				

RPI 1-25				RPI 26-50				RPI 51-100				RPI 101+				Team's RPI: 150	
RPI	S	Opponent	Score	RPI	S	Opponent	Score	RPI	S	Opponent	Score	RPI	S	Opponent	Score		
				39	A	Marquette	52 62	56	H	Minnesota	65 69	109	H	SMU	64 49		
								59	A	Texas Tech	58 69	137	H	Saint Joseph's	67 79		
								74	H	Colorado St.	63 78	139	H	Tulsa	64 67		
								75	H	Boise St.	75 68	175	A	Fresno St.	80 54		
								76	A	UNLV	42 56	184	A	New Mexico St.	70 77		
								76	H	UNLV	52 61	184	H	New Mexico St.	84 55		
								93	A	Wyoming	52 68	210	A	Utah St.	68 58		
												210	H	Utah St.	78 67		
												224	H	San Diego St.	85 42		
												289	A	Nevada	69 63		
												289	H	Nevada	59 50		
												293	H	UTEP	79 66		
												344	H	Fairleigh Dickinson	83 56		
LAST 12 Division I GAMES:																	
				76	H	UNLV	52 61	76	A	UNLV	42 56						
				289	H	Nevada	59 50	289	A	Nevada	69 63						
				210	A	Utah St.	68 58	210	H	Utah St.	78 67						
				93	A	Wyoming	52 68	224	H	San Diego St.	85 42						
				75	H	Boise St.	75 68	175	A	Fresno St.	80 54						
				74	H	Colorado St.	63 78	39	A	Marquette	52 62						

Non-Div I Games: Northern N.M. 87 47

New Mexico

■ Loss,
 ■ Non-Conf, S Site,
 ■ Home
 ■ Away
 N Neutral

Average RPI Win:	268	WON-LOST	WINNING	LAST 10	STRENGTH OF	OPP. STRENGTH	TEAM	ADJ.	CONF.	ADJ CONF.
Average RPI Loss:	131	RECORD	PCT. RANK	GAMES	SCHEDULE	OF SCHEDULE	RPI	RPI	RPI	RPI
DIV. I ONLY	13- 6	79	7- 2	331	181	184	184	29	29	
DIV. I NON-CONF.	6- 6	165	1- 3	294	109	209	209	29	29	
TOTALS	RPI 1-25	RPI 26-50	W-L RECORDS	RPI 51-100	RPI 101-150	RPI 150+				
13- 6	0- 0	0- 0	OVERALL	0- 2	1- 3	12- 1				
7- 1	0- 0	0- 0	HOME	0- 0	1- 1	6- 0				
5- 2	0- 0	0- 0	AWAY	0- 0	0- 1	5- 1				
1- 3	0- 0	0- 0	NEUTRAL	0- 2	0- 1	1- 0				
6- 6	0- 0	0- 0	NON-CONFERENCE	0- 2	1- 3	5- 1				
3- 1	0- 0	0- 0	HOME	0- 0	1- 1	2- 0				
2- 2	0- 0	0- 0	AWAY	0- 0	0- 1	2- 1				
1- 3	0- 0	0- 0	NEUTRAL	0- 2	0- 1	1- 0				
7- 0	0- 0	0- 0	CONFERENCE	0- 0	0- 0	7- 0				
4- 0	0- 0	0- 0	HOME	0- 0	0- 0	4- 0				
3- 0	0- 0	0- 0	AWAY	0- 0	0- 0	3- 0				
0- 0	0- 0	0- 0	NEUTRAL	0- 0	0- 0	0- 0				

RPI 1-25				RPI 26-50				RPI 51-100				RPI 101+ Team's RPI: 184			
RPI	S	Opponent	Score	RPI	S	Opponent	Score	RPI	S	Opponent	Score	RPI	S	Opponent	Score
								54	N	Quinnipiac	46 49	127	H	Arizona	63 74
								76	N	UNLV	47 52	147	N	Santa Clara	46 60
												150	A	New Mexico	55 84
												150	H	New Mexico	77 70
												194	H	San Jose St.	66 55
												213	A	Grand Canyon	81 65
												222	H	Seattle U	73 69
												230	A	Hawaii	53 56
												263	N	Sacramento St.	99 73
												284	A	Northern Ariz.	79 68
												293	A	UTEP	67 59
												300	A	CSU Bakersfield	64 55
												302	H	Pepperdine	75 66
												303	A	UMKC	60 43
												303	H	UMKC	78 72
												329	H	Chicago St.	100 63
												330	H	Utah Valley	63 46
LAST 12 Division I GAMES:															
				330	H	Utah Valley	63 46					303	H	UMKC	78 72
				222	H	Seattle U	73 69					147	N	Santa Clara	46 60
				303	A	UMKC	60 43					76	N	UNLV	47 52
				300	A	CSU Bakersfield	64 55					54	N	Quinnipiac	46 49
				213	A	Grand Canyon	81 65					293	A	UTEP	67 59
				329	H	Chicago St.	100 63					284	A	Northern Ariz.	79 68

Non-Div I Games: N.M. Highlands 94 37 Western N.M. 85 28

New Mexico St.

■ Loss,
 ■ Non-Conf,
 ■ S Site,
 ■ H Home
 ■ A Away
 N Neutral

Average RPI Win:	294	WON-LOST	WINNING	LAST 10	STRENGTH OF	OPP. STRENGTH	TEAM	ADJ.	CONF.	ADJ CONF.
Average RPI Loss:	118	RECORD	PCT. RANK	GAMES	SCHEDULE	OF SCHEDULE	RPI	RPI	RPI	RPI
DIV. I ONLY	7- 10	221	5- 5	166	276	193	193	27	27	
DIV. I NON-CONF.	2- 5	259	0- 1	70	188	178	178	27	27	
TOTALS	RPI 1-25	RPI 26-50	W-L RECORDS	RPI 51-100	RPI 101-150	RPI 150+				
7- 10	0- 1	0- 0	OVERALL	0- 1	0- 7	7- 1				
3- 3	0- 0	0- 0	HOME	0- 0	0- 2	3- 1				
4- 7	0- 1	0- 0	AWAY	0- 1	0- 5	4- 0				
0- 0	0- 0	0- 0	NEUTRAL	0- 0	0- 0	0- 0				
2- 5	0- 1	0- 0	NON-CONFERENCE	0- 1	0- 2	2- 1				
1- 1	0- 0	0- 0	HOME	0- 0	0- 0	1- 1				
1- 4	0- 1	0- 0	AWAY	0- 1	0- 2	1- 0				
0- 0	0- 0	0- 0	NEUTRAL	0- 0	0- 0	0- 0				
5- 5	0- 0	0- 0	CONFERENCE	0- 0	0- 5	5- 0				
2- 2	0- 0	0- 0	HOME	0- 0	0- 2	2- 0				
3- 3	0- 0	0- 0	AWAY	0- 0	0- 3	3- 0				
0- 0	0- 0	0- 0	NEUTRAL	0- 0	0- 0	0- 0				

RPI S	Opponent	Score	RPI S	Opponent	Score	RPI S	Opponent	Score	RPI S	Opponent	Score	Team's RPI: 193
10	A Texas	48 80				89	A Iowa St.	63 100	102	A SFA	61 88	
									113	H Central Ark.	51 55	
									114	A Abilene Christian	55 68	
									117	A Alabama	57 78	
									120	A Southern Miss.	53 78	
									132	A Lamar University	42 73	
									132	H Lamar University	55 66	
									211	H Texas Southern	63 57	
									246	H South Ala.	62 65	
									262	A Jacksonville St.	81 79	
									279	A McNeese	71 59	
									287	H A&M-Corpus Christi	75 54	
									335	A Incarnate Word	71 67	
									339	A Houston Baptist	73 63	
									343	H Sam Houston St.	78 49	
LAST 12 Division I GAMES:												
132	H Lamar University	55 66	335	A Incarnate Word	71 67							
102	A SFA	61 88	132	A Lamar University	42 73							
279	A McNeese	71 59	114	A Abilene Christian	55 68							
113	H Central Ark.	51 55	287	H A&M-Corpus Christi	75 54							
339	A Houston Baptist	73 63	10	A Texas	48 80							
343	H Sam Houston St.	78 49	89	A Iowa St.	63 100							

Non-Div I Games: Blue Mountain 75 37 Crowley's Ridge 123 33 Trinity Baptist 100 35

New Orleans

Loss, Non-Conf, S Site, H Home A Away N Neutral

Niagara

Through Games Of Feb. 3, 2017

Average RPI Win:	207	WON-LOST	WINNING	LAST 10	STRENGTH OF	OPP. STRENGTH	TEAM	ADJ.	CONF.	ADJ CONF.
Average RPI Loss:	131	RECORD	PCT. RANK	GAMES	SCHEDULE	OF SCHEDULE	RPI	RPI	RPI	RPI
DIV. I ONLY	5- 17	304	1- 9	64	203	223	223	17	17	
DIV. I NON-CONF.	3- 6	230	0- 1	6	163	88	88	17	17	
TOTALS	RPI 1-25	RPI 26-50	W-L RECORDS	RPI 51-100	RPI 101-150	RPI 150+				
5- 17	0- 1	0- 2	OVERALL	0- 4	1- 2	4- 8				
3- 7	0- 1	0- 0	HOME	0- 1	1- 1	2- 4				
2- 10	0- 0	0- 2	AWAY	0- 3	0- 1	2- 4				
0- 0	0- 0	0- 0	NEUTRAL	0- 0	0- 0	0- 0				
3- 6	0- 1	0- 2	NON-CONFERENCE	0- 2	1- 1	2- 0				
2- 1	0- 1	0- 0	HOME	0- 0	1- 0	1- 0				
1- 5	0- 0	0- 2	AWAY	0- 2	0- 1	1- 0				
0- 0	0- 0	0- 0	NEUTRAL	0- 0	0- 0	0- 0				
2- 11	0- 0	0- 0	CONFERENCE	0- 2	0- 1	2- 8				
1- 6	0- 0	0- 0	HOME	0- 1	0- 1	1- 4				
1- 5	0- 0	0- 0	AWAY	0- 1	0- 0	1- 4				
0- 0	0- 0	0- 0	NEUTRAL	0- 0	0- 0	0- 0				





















































RPI 1-25				RPI 26-50				RPI 51-100				RPI 101+ Team's RPI: 223			
RPI	S	Opponent	Score	RPI	S	Opponent	Score	RPI	S	Opponent	Score	RPI	S	Opponent	Score
18	H	Maryland	64 96	34	A	Michigan	35 107	54	A	Quinnipiac	45 61	121	A	Fordham	69 92
				37	A	Syracuse	60 109	54	H	Quinnipiac	64 71	130	H	Rider	58 78
								71	A	Buffalo	63 73	134	H	Hartford	75 62
								83	A	Drexel	57 69	151	A	Iona	61 68
												151	H	Iona	55 65
												172	A	Fairfield	63 66
												172	H	Fairfield	55 65
												192	A	Cleveland St.	67 49
												196	A	Siena	53 71
												221	H	St. Bonaventure	65 43
												235	H	Monmouth	66 45
												236	H	Marist	58 60
												238	H	Canisius	57 65
												251	A	Manhattan	62 59
												311	A	Saint Peter's	66 78
LAST 12 Division I GAMES:															
151	H	Iona	55 65	151	A	Iona	61 68								
172	A	Fairfield	63 66	236	H	Marist	58 60								
54	A	Quinnipiac	45 61	54	H	Quinnipiac	64 71								
172	H	Fairfield	55 65	196	A	Siena	53 71								
238	H	Canisius	57 65	311	A	Saint Peter's	66 78								
251	A	Manhattan	62 59	121	A	Fordham	69 92								

Non-Div I Games:

Niagara





■ Loss,
■ Non-Conf, S Site,
■ Home
■ Away
N Neutral

Average RPI Win:	298	WON-LOST	WINNING	LAST 10	STRENGTH OF	OPP. STRENGTH	TEAM	ADJ.	CONF.	ADJ CONF.
Average RPI Loss:	202	RECORD	PCT. RANK	GAMES	SCHEDULE	OF SCHEDULE	RPI	RPI	RPI	RPI
DIV. I ONLY	8- 13	233	5- 5	329	328	305	305	27	27	
DIV. I NON-CONF.	3- 8	262	0- 2	289	340	306	306	27	27	
TOTALS	RPI 1-25	RPI 26-50	W-L RECORDS	RPI 51-100	RPI 101-150	RPI 150+				
8- 13	0- 0	0- 0	OVERALL	0- 3	1- 2	7- 8				
5- 3	0- 0	0- 0	HOME	0- 1	1- 1	4- 1				
3- 9	0- 0	0- 0	AWAY	0- 0	0- 0	3- 1				
0- 1	0- 0	0- 0	NEUTRAL	0- 0	0- 0	0- 1				
3- 8	0- 0	0- 0	NON-CONFERENCE	0- 3	0- 0	3- 5				
2- 1	0- 0	0- 0	HOME	0- 1	0- 0	2- 0				
1- 6	0- 0	0- 0	AWAY	0- 2	0- 0	1- 4				
0- 1	0- 0	0- 0	NEUTRAL	0- 0	0- 0	0- 1				
5- 5	0- 0	0- 0	CONFERENCE	0- 0	1- 2	4- 3				
3- 2	0- 0	0- 0	HOME	0- 0	1- 1	2- 1				
2- 3	0- 0	0- 0	AWAY	0- 0	0- 1	2- 2				
0- 0	0- 0	0- 0	NEUTRAL	0- 0	0- 0	0- 0				

RPI 1-25			RPI 26-50			RPI 51-100			RPI 101+			Team's RPI: 305
RPI	S	Opponent	Score	RPI	S	Opponent	Score	RPI	S	Opponent	Score	
						81  Gonzaga	46  78	102  SFA			55  80	
						95  Jacksonville	71  76	114  Abilene Christian			73  89	
						100  Troy	75  100	132  Lamar University			78 67	
								173  Louisiana Tech			52  68	
								188  Memphis			62  73	
								262  Jacksonville St.			52  75	
								266  Grambling			71 60	
								285 N North Florida			74  77	
								287  A&M-Corpus Christi			60  65	
								287  A&M-Corpus Christi			74 54	
								288  Prairie View			67  69	
								320  Northwestern St.			58  75	
								331  La.-Monroe			73 54	
								335  Incarnate Word			52  78	
								336  Southeastern La.			76 60	
								339  Houston Baptist			76 57	
								343  Sam Houston St.			66 59	
								347  Jackson St.			83 76	
LAST 12 Division I GAMES:												
336  Southeastern La.			76 60	320  Northwestern St.			58  75					
287  A&M-Corpus Christi			60  65	343  Sam Houston St.			66 59					
339  Houston Baptist			76 57	287  A&M-Corpus Christi			74 54					
132  Lamar University			78 67	335  Incarnate Word			52  78					
114  Abilene Christian			73  89	188  Memphis			62  73					
102  SFA			55  80	262  Jacksonville St.			52  75					

Non-Div I Games:

Nicholls St.

 Loss,
  Non-Conf, S Site,
  Home
  Away
 N Neutral

Average RPI Win: 315		WON-LOST	WINNING	LAST 10	STRENGTH OF	OPP. STRENGTH	TEAM	ADJ.	CONF.	ADJ CONF.
Average RPI Loss: 173		RECORD	PCT. RANK	GAMES	SCHEDULE	OF SCHEDULE	RPI	RPI	RPI	RPI
DIV. I ONLY		9- 9	166	6- 4	341	311	267	267	32	32
DIV. I NON-CONF.		3- 7	250	0- 3	299	261	255	255	31	31
TOTALS		RPI 1-25	RPI 26-50	W-L RECORDS	RPI 51-100	RPI 101-150	RPI 150+			
9- 9	0- 0		0- 0	OVERALL	0- 0	0- 5	9- 4			
3- 3	0- 0		0- 0	HOME	0- 0	0- 2	3- 1			
6- 5	0- 0		0- 0	AWAY	0- 0	0- 2	6- 3			
0- 1	0- 0		0- 0	NEUTRAL	0- 0	0- 1	0- 0			
3- 7	0- 0		0- 0	NON-CONFERENCE	0- 0	0- 4	3- 3			
0- 1	0- 0		0- 0	HOME	0- 0	0- 1	0- 0			
3- 5	0- 0		0- 0	AWAY	0- 0	0- 2	3- 3			
0- 1	0- 0		0- 0	NEUTRAL	0- 0	0- 1	0- 0			
6- 2	0- 0		0- 0	CONFERENCE	0- 0	0- 1	6- 1			
3- 2	0- 0		0- 0	HOME	0- 0	0- 1	3- 1			
3- 0	0- 0		0- 0	AWAY	0- 0	0- 0	3- 0			
0- 0	0- 0		0- 0	NEUTRAL	0- 0	0- 0	0- 0			

RPI 1-25				RPI 26-50				RPI 51-100				RPI 101+ Team's RPI: 267			
RPI	S	Opponent	Score	RPI	S	Opponent	Score	RPI	S	Opponent	Score	RPI	S	Opponent	Score
												124	H	William & Mary	52 65
												128	A	Old Dominion	54 65
												134	N	Hartford	51 61
												141	H	Hampton	57 58
												146	A	George Mason	33 60
												153	A	Towson	58 61
												217	A	UNCW	56 64
												252	A	UNCG	52 59
												258	H	Bethune-Cookman	58 68
												275	H	N.C. A&T	69 53
												291	H	Savannah St.	61 55
												294	A	Coppin St.	49 45
												306	A	High Point	63 60
												308	A	Lehigh	81 57
												334	A	Longwood	85 56
												341	H	N.C. Central	71 40
												342	A	Delaware St.	82 74
												348	A	Morgan St.	56 47
LAST 12 Division I GAMES:															
				275	H	N.C. A&T	69 53	291	H	Savannah St.	61 55				
				258	H	Bethune-Cookman	58 68	348	A	Morgan St.	56 47				
				294	A	Coppin St.	49 45	153	A	Towson	58 61				
				141	H	Hampton	57 58	252	A	UNCG	52 59				
				342	A	Delaware St.	82 74	124	H	William & Mary	52 65				
				341	H	N.C. Central	71 40	334	A	Longwood	85 56				

Non-Div I Games:	Lincoln (PA)	62	28	Saint Augustine's	99	59
------------------	--------------	----	----	-------------------	----	----

Norfolk St.

Loss, Non-Conf, S Site, H Home A Away N Neutral

North Carolina

Through Games Of Feb. 3, 2017

Average RPI Win:	171	WON-LOST	WINNING	LAST 10	STRENGTH OF	OPP. STRENGTH	TEAM	ADJ.	CONF.	ADJ CONF.
Average RPI Loss:	36	RECORD	PCT. RANK	GAMES	SCHEDULE	OF SCHEDULE	RPI	RPI	RPI	RPI
DIV. I ONLY	13- 9	127	2- 1	36	61	72	72	3	3	
DIV. I NON-CONF.	11- 2	24	1- 0	167	173	70	70	4	4	
TOTALS	RPI 1-25	RPI 26-50	W-L RECORDS	RPI 51-100	RPI 101-150	RPI 150+				
13- 9	1- 5	2- 2	OVERALL	3- 1	0- 1	7- 0				
10- 3	1- 2	2- 0	HOME	1- 1	0- 0	6- 0				
1- 4	0- 2	0- 1	AWAY	0- 0	0- 1	1- 0				
2- 2	0- 1	0- 1	NEUTRAL	2- 0	0- 0	0- 0				
11- 2	1- 1	1- 1	NON-CONFERENCE	2- 0	0- 0	7- 0				
8- 0	1- 0	1- 0	HOME	0- 0	0- 0	6- 0				
1- 0	0- 0	0- 0	AWAY	0- 0	0- 0	1- 0				
2- 2	0- 1	0- 1	NEUTRAL	2- 0	0- 0	0- 0				
2- 7	0- 4	1- 1	CONFERENCE	1- 1	0- 1	0- 0				
2- 3	0- 2	1- 0	HOME	1- 1	0- 0	0- 0				
0- 4	0- 2	0- 1	AWAY	0- 0	0- 1	0- 0				
0- 0	0- 0	0- 0	NEUTRAL	0- 0	0- 0	0- 0				

RPI S Opponent Score	RPI S Opponent Score	RPI S Opponent Score	RPI S Opponent Score
2 H Notre Dame 55 77	28 N LSU 43 70	56 N Minnesota 91 77	133 A Pittsburgh 48 68
7 H Florida St. 77 90	36 H North Carolina St. 83 70	62 H Wake Forest 77 80	199 H Alabama St. 84 54
11 A Duke 58 70	42 A Virginia Tech 68 76	63 H Virginia 67 58	206 A Wisconsin 72 59
19 A Miami (FL) 88 100	48 H Bucknell 65 50	95 N Jacksonville 87 57	234 H Marshall 75 53
21 N South Fla. 55 83			282 H Charleston So. 93 77
25 H Elon 78 73			294 H Coppin St. 90 55
			340 H South Carolina St. 82 49
			349 H Alabama A&M 80 35
LAST 12 Division I GAMES:			
56 N Minnesota 91 77	11 A Duke 58 70		
36 H North Carolina St. 83 70	63 H Virginia 67 58		
19 A Miami (FL) 88 100	7 H Florida St. 77 90		
2 H Notre Dame 55 77	42 A Virginia Tech 68 76		
62 H Wake Forest 77 80	340 H South Carolina St. 82 49		
133 A Pittsburgh 48 68	294 H Coppin St. 90 55		

Non-Div I Games:

North Carolina

Loss, Non-Conf, S Site, H Home A Away N Neutral

Average RPI Win:	151	WON-LOST	WINNING	LAST 10	STRENGTH OF	OPP. STRENGTH	TEAM	ADJ.	CONF.	ADJ CONF.
Average RPI Loss:	35	RECORD	PCT. RANK	GAMES	SCHEDULE	OF SCHEDULE	RPI	RPI	RPI	RPI
DIV. I ONLY	17- 6	44	7- 3	51	43	36	36	3	3	
DIV. I NON-CONF.	10- 3	54	1- 1	230	137	101	101	4	4	
TOTALS	RPI 1-25	RPI 26-50	W-L RECORDS	RPI 51-100	RPI 101-150	RPI 150+				
17- 6	4- 2	0- 3	OVERALL	2- 1	3- 0	8- 0				
12- 1	2- 1	0- 0	HOME	1- 0	3- 0	6- 0				
4- 3	2- 0	0- 2	AWAY	1- 1	0- 0	1- 0				
1- 2	0- 1	0- 1	NEUTRAL	0- 0	0- 0	1- 0				
10- 3	0- 1	0- 2	NON-CONFERENCE	1- 0	1- 0	8- 0				
8- 0	0- 0	0- 0	HOME	1- 0	1- 0	6- 0				
1- 1	0- 0	0- 1	AWAY	0- 0	0- 0	1- 0				
1- 2	0- 1	0- 1	NEUTRAL	0- 0	0- 0	1- 0				
7- 3	4- 1	0- 1	CONFERENCE	1- 1	2- 0	0- 0				
4- 1	2- 1	0- 0	HOME	0- 0	2- 0	0- 0				
3- 2	2- 0	0- 1	AWAY	1- 1	0- 0	0- 0				
0- 0	0- 0	0- 0	NEUTRAL	0- 0	0- 0	0- 0				

RPI S	Opponent	Score	RPI S	Opponent	Score	Team's RPI: 36	RPI S	Opponent	Score	RPI S	Opponent	Score
2	H Notre Dame	70 62	28	N LSU	58 59		52	H Indiana	84 70	122	H Clemson	65 53
7	A Florida St.	70 61	35	A Tulane	58 63		62	A Wake Forest	65 50	133	H Pittsburgh	55 42
11	H Duke	55 52	37	A Syracuse	75 85		72	A North Carolina	70 83	141	H Hampton	81 56
14	A Louisville	72 70								180	H Col. of Charleston	91 47
17	N Kansas St.	50 67								217	H UNCW	86 54
19	H Miami (FL)	64 67								228	H UMES	77 58
										229	H Wofford	80 40
										246	A South Ala.	74 31
										285	H North Florida	78 52
										293	N UTEP	71 55
										341	H N.C. Central	83 33
LAST 12 Division I GAMES:												
14	A Louisville	72 70	62	A Wake Forest	65 50							
72	A North Carolina	70 83	19	H Miami (FL)	64 67							
133	H Pittsburgh	55 42	7	A Florida St.	70 61							
122	H Clemson	65 53	2	H Notre Dame	70 62							
11	H Duke	55 52	246	A South Ala.	74 31							
37	A Syracuse	75 85	35	A Tulane	58 63							

Non-Div I Games:

North Carolina St.

■ Loss,
 ■ Non-Conf, S Site,
 ■ Home
 ■ Away
 N Neutral

North Dakota

Through Games Of Feb. 3, 2017

Average RPI Win:	253	WON-LOST	WINNING	LAST 10	STRENGTH OF	OPP. STRENGTH	TEAM	ADJ.	CONF.	ADJ CONF.
Average RPI Loss:	61	RECORD	PCT. RANK	GAMES	SCHEDULE	OF SCHEDULE	RPI	RPI	RPI	RPI
DIV. I ONLY	12- 7	111	9- 1	251	120	154	154	18	18	
DIV. I NON-CONF.	3- 6	230	1- 1	101	20	167	167	18	18	
TOTALS	RPI 1-25	RPI 26-50	W-L RECORDS	RPI 51-100	RPI 101-150	RPI 150+				
12- 7	0- 0	0- 3	OVERALL	0- 3	0- 1	12- 0				
6- 4	0- 0	0- 2	HOME	0- 2	0- 0	6- 0				
6- 3	0- 0	0- 1	AWAY	0- 1	0- 1	6- 0				
0- 0	0- 0	0- 0	NEUTRAL	0- 0	0- 0	0- 0				
3- 6	0- 0	0- 3	NON-CONFERENCE	0- 2	0- 1	3- 0				
1- 3	0- 0	0- 2	HOME	0- 1	0- 0	1- 0				
2- 3	0- 0	0- 1	AWAY	0- 1	0- 1	2- 0				
0- 0	0- 0	0- 0	NEUTRAL	0- 0	0- 0	0- 0				
9- 1	0- 0	0- 0	CONFERENCE	0- 1	0- 0	9- 0				
5- 1	0- 0	0- 0	HOME	0- 1	0- 0	5- 0				
4- 0	0- 0	0- 0	AWAY	0- 0	0- 0	4- 0				
0- 0	0- 0	0- 0	NEUTRAL	0- 0	0- 0	0- 0				

RPI S	Opponent	Score	RPI S	Opponent	Score	RPI S	Opponent	Score	RPI S	Opponent	Score	Team's RPI: 154
29	H Drake	91 99	53	H Iowa	60 75	138	A Kansas	71 76				
40	H South Dakota St.	72 83	59	A Texas Tech	80 90	161	H San Francisco	71 63				
50	A UNI	53 74	61	H Montana St.	71 74	198	A Idaho St.	65 62				
						218	A San Diego	65 61				
						242	H Portland St.	65 61				
						244	A Weber St.	70 65				
						263	H Sacramento St.	94 71				
						265	A Southern Utah	68 65				
						265	H Southern Utah	75 70				
						276	A North Dakota St.	76 55				
						284	A Northern Ariz.	80 78				
						284	H Northern Ariz.	88 69				
						332	H Montana	73 63				
LAST 12 Division I GAMES:												
284	H Northern Ariz.	88 69	265	A Southern Utah	68 65							
265	H Southern Utah	75 70	284	A Northern Ariz.	80 78							
198	A Idaho St.	65 62	263	H Sacramento St.	94 71							
244	A Weber St.	70 65	242	H Portland St.	65 61							
332	H Montana	73 63	218	A San Diego	65 61							
61	H Montana St.	71 74	50	A UNI	53 74							

Non-Div I Games: Mayville St. 70 43 Mary 79 67

North Dakota

Loss, Non-Conf, S Site, H Home A Away N Neutral

Average RPI Win: 226	WON-LOST	WINNING	LAST 10	STRENGTH OF	OPP. STRENGTH	TEAM	ADJ.	CONF.	ADJ CONF.
Average RPI Loss: 145	RECORD	PCT. RANK	GAMES	SCHEDULE	OF SCHEDULE	RPI	RPI	RPI	RPI
DIV. I ONLY	3- 18	329	3- 7	76	258	276	276	11	11
DIV. I NON-CONF.	0- 11	335	0- 2	131	339	333	333	9	9
TOTALS	RPI 1-25	RPI 26-50	W-L RECORDS	RPI 51-100	RPI 101-150	RPI 150+			
3- 18	0- 0	0- 2	OVERALL	1- 5	0- 1	2- 10			
2- 6	0- 0	0- 1	HOME	1- 1	0- 1	1- 3			
1- 10	0- 0	0- 1	AWAY	0- 3	0- 0	1- 6			
0- 2	0- 0	0- 0	NEUTRAL	0- 1	0- 0	0- 1			
0- 11	0- 0	0- 0	NON-CONFERENCE	0- 2	0- 0	0- 9			
0- 3	0- 0	0- 0	HOME	0- 1	0- 0	0- 2			
0- 6	0- 0	0- 0	AWAY	0- 0	0- 0	0- 6			
0- 2	0- 0	0- 0	NEUTRAL	0- 1	0- 0	0- 1			
3- 7	0- 0	0- 2	CONFERENCE	1- 3	0- 1	2- 1			
2- 3	0- 0	0- 1	HOME	1- 0	0- 1	1- 1			
1- 4	0- 0	0- 1	AWAY	0- 3	0- 0	1- 0			
0- 0	0- 0	0- 0	NEUTRAL	0- 0	0- 0	0- 0			

RPI 1-25				RPI 26-50				RPI 51-100				RPI 101+				Team's RPI: 276	
RPI	S	Opponent	Score	RPI	S	Opponent	Score	RPI	S	Opponent	Score	RPI	S	Opponent	Score		
				40	A	South Dakota St.	44 70	65	A	IUPUI	58 71	148	H	Oral Roberts	50 70		
				40	H	South Dakota St.	66 69	66	A	South Dakota	48 80	154	H	North Dakota	55 76		
								66	H	South Dakota	83 73	157	A	Providence	63 86		
								78	H	Colorado	59 76	160	H	Omaha	60 80		
								79	N	Central Mich.	55 77	163	A	Milwaukee	74 79		
								90	A	Western Ill.	81 110	165	H	Western Mich.	63 68		
												174	A	Oakland	66 95		
												237	N	UC Santa Barbara	59 66		
												255	A	Cal Poly	46 73		
												260	A	UTRGV	67 81		
												278	A	Massachusetts	58 70		
												296	A	Denver	86 80		
												316	H	Fort Wayne	68 56		
LAST 12 Division I GAMES:																	
				40	A	South Dakota St.	44 70	316	H	Fort Wayne	68 56						
				148	H	Oral Roberts	50 70	66	H	South Dakota	83 73						
				66	A	South Dakota	48 80	296	A	Denver	86 80						
				65	A	IUPUI	58 71	40	H	South Dakota St.	66 69						
				160	H	Omaha	60 80	237	N	UC Santa Barbara	59 66						
				90	A	Western Ill.	81 110	260	A	UTRGV	67 81						

Non-Div I Games: Mayville St. 93 44 Dickinson St. 70 63

North Dakota St.

■ Loss,
 ■ Non-Conf, S Site,
 ■ Home
 ■ Away
 N Neutral

North Florida

Through Games Of Feb. 3, 2017

Average RPI Win:	293	WON-LOST	WINNING	LAST 10	STRENGTH OF	OPP. STRENGTH	TEAM	ADJ.	CONF.	ADJ CONF.
Average RPI Loss:	170	RECORD	PCT. RANK	GAMES	SCHEDULE	OF SCHEDULE	RPI	RPI	RPI	RPI
DIV. I ONLY	5- 14	289	1- 8	211	266	285	285	23	23	
DIV. I NON-CONF.	4- 8	230	0- 4	189	275	239	239	24	24	
TOTALS	RPI 1-25	RPI 26-50	W-L RECORDS	RPI 51-100	RPI 101-150	RPI 150+				
5- 14	0- 2	0- 1	OVERALL	0- 2	0- 1	5- 8				
2- 5	0- 0	0- 0	HOME	0- 1	0- 0	2- 4				
2- 8	0- 2	0- 1	AWAY	0- 1	0- 1	2- 3				
1- 1	0- 0	0- 0	NEUTRAL	0- 0	0- 0	1- 1				
4- 8	0- 2	0- 1	NON-CONFERENCE	0- 0	0- 0	4- 5				
2- 2	0- 0	0- 0	HOME	0- 0	0- 0	2- 2				
1- 5	0- 2	0- 1	AWAY	0- 0	0- 0	1- 2				
1- 1	0- 0	0- 0	NEUTRAL	0- 0	0- 0	1- 1				
1- 6	0- 0	0- 0	CONFERENCE	0- 2	0- 1	1- 3				
0- 3	0- 0	0- 0	HOME	0- 1	0- 0	0- 2				
1- 3	0- 0	0- 0	AWAY	0- 1	0- 1	1- 1				
0- 0	0- 0	0- 0	NEUTRAL	0- 0	0- 0	0- 0				

RPI 1-25				RPI 26-50				RPI 51-100				RPI 101+ Team's RPI: 285			
RPI	S	Opponent	Score	RPI	S	Opponent	Score	RPI	S	Opponent	Score	RPI	S	Opponent	Score
7	A	Florida St.	39 95	36	A	North Carolina St.	52 78	87	H	FGCU	51 68	140	A	Stetson	44 68
21	A	South Fla.	42 78					95	A	Jacksonville	58 68	177	A	Xavier	46 83
												180	A	Col. of Charleston	60 47
												195	H	Morehead St.	65 84
												229	H	Wofford	60 79
												246	N	South Ala.	55 62
												258	A	Bethune-Cookman	50 52
												283	H	Lipscomb	58 60
												298	H	Kennesaw St.	61 67
												305	N	Nicholls St.	77 74
												307	A	USC Upstate	78 67
												312	A	NJIT	62 64
												328	H	Fla. Atlantic	95 88
												346	H	Florida A&M	71 60
LAST 12 Division I GAMES:															
87	H	FGCU	51 68	95	A	Jacksonville	58 68	229	H	Wofford	60 79	7	A	Florida St.	39 95
140	A	Stetson	44 68	258	A	Bethune-Cookman	50 52	195	H	Morehead St.	65 84	36	A	North Carolina St.	52 78
298	H	Kennesaw St.	61 67												
283	H	Lipscomb	58 60												
307	A	USC Upstate	78 67												
312	A	NJIT	62 64												

Non-Div I Games: Warner 72 44 Webber Int'l 103 57 Edward Waters 70 50

North Florida

Loss, Non-Conf, S Site, H Home A Away N Neutral

North Texas

Through Games Of Feb. 3, 2017

Average RPI Win:	175	WON-LOST	WINNING	LAST 10	STRENGTH OF	OPP. STRENGTH	TEAM	ADJ.	CONF.	ADJ CONF.
Average RPI Loss:	132	RECORD	PCT. RANK	GAMES	SCHEDULE	OF SCHEDULE	RPI	RPI	RPI	RPI
DIV. I ONLY	6- 14	274	3- 7	93	172	216	216	15	15	
DIV. I NON-CONF.	3- 8	262	1- 2	168	231	259	259	16	16	
TOTALS	RPI 1-25	RPI 26-50	W-L RECORDS	RPI 51-100	RPI 101-150	RPI 150+				
6- 14	0- 0	0- 0	OVERALL	0- 5	3- 3	3- 6				
4- 5	0- 0	0- 0	HOME	0- 2	2- 0	2- 3				
2- 7	0- 0	0- 0	AWAY	0- 3	1- 3	1- 1				
0- 2	0- 0	0- 0	NEUTRAL	0- 0	0- 0	0- 2				
3- 8	0- 0	0- 0	NON-CONFERENCE	0- 2	1- 2	2- 4				
2- 2	0- 0	0- 0	HOME	0- 1	0- 0	2- 1				
1- 4	0- 0	0- 0	AWAY	0- 1	1- 2	0- 1				
0- 2	0- 0	0- 0	NEUTRAL	0- 0	0- 0	0- 2				
3- 6	0- 0	0- 0	CONFERENCE	0- 3	2- 1	1- 2				
2- 3	0- 0	0- 0	HOME	0- 1	2- 0	0- 2				
1- 3	0- 0	0- 0	AWAY	0- 2	0- 1	1- 0				
0- 0	0- 0	0- 0	NEUTRAL	0- 0	0- 0	0- 0				

RPI S	Opponent	Score	RPI S	Opponent	Score	RPI S	Opponent	Score	RPI S	Opponent	Score	Team's RPI: 216
						52	H Indiana	64 94	109	A SMU	51 65	
						58	A Little Rock	44 55	120	H Southern Miss.	75 62	
						80	A Charlotte	49 66	127	A Arizona	62 58	
						80	H Charlotte	63 78	128	A Old Dominion	47 62	
						84	A Middle Tenn.	52 60	128	H Old Dominion	65 55	
									139	A Tulsa	58 63	
									151	H Iona	66 55	
									152	H Rice	49 51	
									160	N Omaha	57 85	
									162	A Missouri St.	54 63	
									173	H Louisiana Tech	65 72	
									191	A UAB	59 58	
									208	H Texas St.	58 59	
									260	N UTRGV	69 74	
									335	H Incarnate Word	84 61	
LAST 12 Division I GAMES:												
128	A	Old Dominion	47	62	191	A	UAB	59	58			
80	A	Charlotte	49	66	128	H	Old Dominion	65	55			
173	H	Louisiana Tech	65	72	80	H	Charlotte	63	78			
120	H	Southern Miss.	75	62	208	H	Texas St.	58	59			
152	H	Rice	49	51	162	A	Missouri St.	54	63			
84	A	Middle Tenn.	52	60	335	H	Incarnate Word	84	61			

Non-Div I Games:

North Texas

Loss, Non-Conf, S Site, H Home A Away N Neutral

Northeastern

Through Games Of Feb. 3, 2017

Average RPI Win:	223	WON-LOST	WINNING	LAST 10	STRENGTH OF	OPP. STRENGTH	TEAM	ADJ.	CONF.	ADJ CONF.
Average RPI Loss:	87	RECORD	PCT. RANK	GAMES	SCHEDULE	OF SCHEDULE	RPI	RPI	RPI	RPI
DIV. I ONLY	7- 15	268	3- 7	54	115	171	171	8	8	
DIV. I NON-CONF.	4- 8	230	2- 0	96	118	185	185	8	8	
TOTALS	RPI 1-25	RPI 26-50	W-L RECORDS	RPI 51-100	RPI 101-150	RPI 150+				
7- 15	0- 2	0- 2	OVERALL	0- 5	0- 5	7- 1				
4- 5	0- 1	0- 0	HOME	0- 2	0- 2	4- 0				
3- 7	0- 0	0- 2	AWAY	0- 2	0- 3	3- 0				
0- 3	0- 1	0- 0	NEUTRAL	0- 1	0- 0	0- 1				
4- 8	0- 1	0- 1	NON-CONFERENCE	0- 3	0- 2	4- 1				
2- 2	0- 0	0- 0	HOME	0- 1	0- 1	2- 0				
2- 3	0- 0	0- 1	AWAY	0- 1	0- 1	2- 0				
0- 3	0- 1	0- 0	NEUTRAL	0- 1	0- 0	0- 1				
3- 7	0- 1	0- 1	CONFERENCE	0- 2	0- 3	3- 0				
2- 3	0- 1	0- 0	HOME	0- 1	0- 1	2- 0				
1- 4	0- 0	0- 1	AWAY	0- 1	0- 2	1- 0				
0- 0	0- 0	0- 0	NEUTRAL	0- 0	0- 0	0- 0				

RPI 1-25				RPI 26-50				RPI 51-100				RPI 101+ Team's RPI: 171			
RPI	S	Opponent	Score	RPI	S	Opponent	Score	RPI	S	Opponent	Score	RPI	S	Opponent	Score
9	N	Stanford	45 74	44	A	James Madison	54 74	54	A	Quinnipiac	59 76	107	A	Delaware	53 65
25	H	Elon	65 76	47	A	Michigan St.	44 78	83	A	Drexel	51 74	119	A	Maine	49 68
								83	H	Drexel	33 63	124	A	William & Mary	58 60
								91	H	New Hampshire	63 66	124	H	William & Mary	54 68
								96	N	Purdue	54 79	131	H	St. Mary's (CA)	53 77
												153	H	Towson	72 64
												168	N	Wichita St.	73 87
												190	A	Hofstra	53 51
												196	H	Siena	61 50
												217	H	UNCW	55 47
												238	A	Canisius	83 59
												273	H	Boston U.	78 59
												296	A	Denver	72 69
LAST 12 Division I GAMES:															
124	H	William & Mary	54 68	124	A	William & Mary	58 60								
83	A	Drexel	51 74	83	H	Drexel	33 63								
25	H	Elon	65 76	153	H	Towson	72 64								
217	H	UNCW	55 47	190	A	Hofstra	53 51								
107	A	Delaware	53 65	196	H	Siena	61 50								
44	A	James Madison	54 74	296	A	Denver	72 69								

Non-Div I Games:

Northeastern

■ Loss,
 ■ Non-Conf,
 ■ S Site,
 ■ H Home
 ■ A Away
 N Neutral

Average RPI Win:	264	WON-LOST	WINNING	LAST 10	STRENGTH OF	OPP. STRENGTH	TEAM	ADJ.	CONF.	ADJ CONF.
Average RPI Loss:	176	RECORD	PCT. RANK	GAMES	SCHEDULE	OF SCHEDULE	RPI	RPI	RPI	RPI
DIV. I ONLY	5- 15	293	2- 8	168	321	284	284	18	18	
DIV. I NON-CONF.	3- 7	250	0- 2	250	327	291	291	18	18	
TOTALS	RPI 1-25	RPI 26-50	W-L RECORDS	RPI 51-100	RPI 101-150	RPI 150+				
5- 15	0- 0	0- 0	OVERALL	0- 1	1- 4	4- 10				
3- 6	0- 0	0- 0	HOME	0- 0	1- 2	2- 4				
2- 9	0- 0	0- 0	AWAY	0- 1	0- 2	2- 6				
0- 0	0- 0	0- 0	NEUTRAL	0- 0	0- 0	0- 0				
3- 7	0- 0	0- 0	NON-CONFERENCE	0- 1	0- 1	3- 5				
2- 2	0- 0	0- 0	HOME	0- 0	0- 0	2- 2				
1- 5	0- 0	0- 0	AWAY	0- 1	0- 1	1- 3				
0- 0	0- 0	0- 0	NEUTRAL	0- 0	0- 0	0- 0				
2- 8	0- 0	0- 0	CONFERENCE	0- 0	1- 3	1- 5				
1- 4	0- 0	0- 0	HOME	0- 0	1- 2	0- 2				
1- 4	0- 0	0- 0	AWAY	0- 0	0- 1	1- 3				
0- 0	0- 0	0- 0	NEUTRAL	0- 0	0- 0	0- 0				

RPI S	Opponent	Score	RPI S	Opponent	Score	RPI S	Opponent	Score	RPI S	Opponent	Score	Team's RPI: 284
						57	A Utah	65 78	101	A Northern Colo.	64 75	
									101	H Northern Colo.	66 69	
									132	A Lamar University	60 75	
									144	H Idaho	80 91	
									149	H Eastern Wash.	56 47	
									154	A North Dakota	69 88	
									154	H North Dakota	78 80	
									184	H New Mexico St.	68 79	
									198	H Idaho St.	51 64	
									202	H CSUN	79 83	
									213	A Grand Canyon	65 76	
									237	A UC Santa Barbara	51 60	
									242	A Portland St.	55 56	
									255	A Cal Poly	53 58	
									263	A Sacramento St.	76 82	
									265	A Southern Utah	77 68	
									293	A UTEP	65 51	
									296	H Denver	82 67	
									319	H Youngstown St.	70 49	
LAST 12 Division I GAMES:												
198	H Idaho St.	51 64	242	A Portland St.	55 56							
154	A North Dakota	69 88	101	H Northern Colo.	66 69							
101	A Northern Colo.	64 75	154	H North Dakota	78 80							
144	H Idaho	80 91	265	A Southern Utah	77 68							
149	H Eastern Wash.	56 47	57	A Utah	65 78							
263	A Sacramento St.	76 82	213	A Grand Canyon	65 76							

Non-Div I Games: Antelope Valley 109 60

Northern Ariz.

■ Loss,
 ■ Non-Conf, S Site,
 ■ Home
 ■ Away
 N Neutral

Average RPI Win:	234	WON-LOST	WINNING	LAST 10	STRENGTH OF	OPP. STRENGTH	TEAM	ADJ.	CONF.	ADJ CONF.
Average RPI Loss:	94	RECORD	PCT. RANK	GAMES	SCHEDULE	OF SCHEDULE	RPI	RPI	RPI	RPI
DIV. I ONLY	17- 3	15	10- 0	310	196	101	101	18	18	
DIV. I NON-CONF.	7- 3	83	1- 1	232	165	105	105	18	18	
TOTALS	RPI 1-25	RPI 26-50	W-L RECORDS	RPI 51-100	RPI 101-150	RPI 150+				
17- 3	0- 0	0- 0	OVERALL	2- 2	0- 1	15- 0				
9- 1	0- 0	0- 0	HOME	2- 1	0- 0	7- 0				
7- 2	0- 0	0- 0	AWAY	0- 1	0- 1	7- 0				
1- 0	0- 0	0- 0	NEUTRAL	0- 0	0- 0	1- 0				
7- 3	0- 0	0- 0	NON-CONFERENCE	1- 2	0- 1	6- 0				
3- 1	0- 0	0- 0	HOME	1- 1	0- 0	2- 0				
3- 2	0- 0	0- 0	AWAY	0- 1	0- 1	3- 0				
1- 0	0- 0	0- 0	NEUTRAL	0- 0	0- 0	1- 0				
10- 0	0- 0	0- 0	CONFERENCE	1- 0	0- 0	9- 0				
6- 0	0- 0	0- 0	HOME	1- 0	0- 0	5- 0				
4- 0	0- 0	0- 0	AWAY	0- 0	0- 0	4- 0				
0- 0	0- 0	0- 0	NEUTRAL	0- 0	0- 0	0- 0				

RPI 1-25				RPI 26-50				RPI 51-100				RPI 101+				Team's RPI: 101	
RPI	S	Opponent	Score	RPI	S	Opponent	Score	RPI	S	Opponent	Score	RPI	S	Opponent	Score		
								61	H	Montana St.	66 58	131	A	St. Mary's (CA)	65	75	
								74	A	Colorado St.	47 58	156	A	UTSA	73	66	
								78	H	Colorado	62 83	198	A	Idaho St.	77	62	
								87	H	FGCU	77 74	207	A	Pacific	60	56	
												218	H	San Diego	54	51	
												242	H	Portland St.	91	62	
												244	A	Weber St.	88	79	
												259	N	Eastern Mich.	58	57	
												263	H	Sacramento St.	95	88	
												265	A	Southern Utah	83	53	
												265	H	Southern Utah	74	55	
												284	A	Northern Ariz.	69	66	
												284	H	Northern Ariz.	75	64	
												296	H	Denver	68	48	
												315	A	Air Force	71	44	
												332	H	Montana	65	46	
LAST 12 Division I GAMES:																	
				265	H	Southern Utah	74 55					284	A	Northern Ariz.	69 66		
				284	H	Northern Ariz.	75 64					265	A	Southern Utah	83 53		
				244	A	Weber St.	88 79					242	H	Portland St.	91 62		
				198	A	Idaho St.	77 62					263	H	Sacramento St.	95 88		
				61	H	Montana St.	66 58					207	A	Pacific	60 56		
				332	H	Montana	65 46					131	A	St. Mary's (CA)	65 75		

Non-Div I Games: Colo. Christian 90 47

Northern Colo.

■ Loss,
 ■ Non-Conf,
 ■ S Site,
 ■ H Home
 ■ A Away
 N Neutral

Average RPI Win:	206	WON-LOST	WINNING	LAST 10	STRENGTH OF	OPP. STRENGTH	TEAM	ADJ.	CONF.	ADJ CONF.
Average RPI Loss:	93	RECORD	PCT. RANK	GAMES	SCHEDULE	OF SCHEDULE	RPI	RPI	RPI	RPI
DIV. I ONLY	15- 5	38	9- 1	218	112	85	85	10	10	
DIV. I NON-CONF.	7- 4	114	2- 1	265	186	133	133	11	11	
TOTALS	RPI 1-25	RPI 26-50	W-L RECORDS	RPI 51-100	RPI 101-150	RPI 150+				
15- 5	0- 0	0- 1	OVERALL	2- 3	3- 0	10- 1				
8- 1	0- 0	0- 0	HOME	1- 0	1- 0	6- 1				
7- 3	0- 0	0- 1	AWAY	1- 1	2- 0	4- 0				
0- 1	0- 0	0- 0	NEUTRAL	0- 1	0- 0	0- 0				
7- 4	0- 0	0- 1	NON-CONFERENCE	0- 3	0- 0	7- 0				
4- 0	0- 0	0- 0	HOME	0- 0	0- 0	4- 0				
3- 3	0- 0	0- 1	AWAY	0- 2	0- 0	3- 0				
0- 1	0- 0	0- 0	NEUTRAL	0- 1	0- 0	0- 0				
8- 1	0- 0	0- 0	CONFERENCE	2- 0	3- 0	3- 1				
4- 1	0- 0	0- 0	HOME	1- 0	1- 0	2- 1				
4- 0	0- 0	0- 0	AWAY	1- 0	2- 0	1- 0				
0- 0	0- 0	0- 0	NEUTRAL	0- 0	0- 0	0- 0				

RPI 1-25			RPI 26-50			RPI 51-100			Team's RPI: 85			RPI 101+			
RPI	S	Opponent	Score	RPI	S	Opponent	Score	RPI	S	Opponent	Score	RPI	S	Opponent	Score
29	A	Drake	86 95	60	H	Ohio	88 80	112	A	Kent St.	98 97				
				66	N	South Dakota	83 97	112	H	Kent St.	93 72				
				88	A	Toledo	77 73	129	A	Ball St.	101 96				
				89	A	Iowa St.	89 97	163	H	Milwaukee	114 104				
				90	A	Western Ill.	79 83	189	H	Akron	55 84				
								209	H	SIUE	97 78				
								212	H	Miami (OH)	89 76				
								233	A	Bradley	81 51				
								256	A	Bowling Green	89 76				
								259	H	Eastern Mich.	85 73				
								303	A	UMKC	86 75				
								310	A	Loyola Chicago	90 70				
								317	H	Illinois St.	108 66				
								329	H	Chicago St.	94 85				
LAST 12 Division I GAMES:															
129	A	Ball St.	101 96	60	H	Ohio	88 80								
112	H	Kent St.	93 72	256	A	Bowling Green	89 76								
212	H	Miami (OH)	89 76	259	H	Eastern Mich.	85 73								
189	H	Akron	55 84	303	A	UMKC	86 75								
88	A	Toledo	77 73	66	N	South Dakota	83 97								
112	A	Kent St.	98 97	209	H	SIUE	97 78								

Non-Div I Games:

Northern Ill.

Average RPI Win:	263	WON-LOST	WINNING	LAST 10	STRENGTH OF	OPP. STRENGTH	TEAM	ADJ.	CONF.	ADJ CONF.
Average RPI Loss:	160	RECORD	PCT. RANK	GAMES	SCHEDULE	OF SCHEDULE	RPI	RPI	RPI	RPI
DIV. I ONLY	6- 15	280	3- 7	169	292	261	261	20	20	
DIV. I NON-CONF.	3- 8	262	2- 0	158	313	269	269	20	20	
TOTALS	RPI 1-25	RPI 26-50	W-L RECORDS	RPI 51-100	RPI 101-150	RPI 150+				
6- 15	0- 0	0- 1	OVERALL	0- 2	1- 2	5- 10				
2- 7	0- 0	0- 0	HOME	0- 0	0- 2	2- 5				
2- 7	0- 0	0- 1	AWAY	0- 1	0- 0	2- 3				
2- 1	0- 0	0- 0	NEUTRAL	0- 0	1- 0	1- 1				
3- 8	0- 0	0- 0	NON-CONFERENCE	0- 2	1- 1	2- 5				
1- 3	0- 0	0- 0	HOME	0- 0	0- 1	1- 2				
0- 4	0- 0	0- 0	AWAY	0- 2	0- 0	0- 2				
2- 1	0- 0	0- 0	NEUTRAL	0- 0	1- 0	1- 1				
3- 7	0- 0	0- 1	CONFERENCE	0- 0	0- 1	3- 5				
1- 4	0- 0	0- 0	HOME	0- 0	0- 1	1- 3				
2- 3	0- 0	0- 1	AWAY	0- 0	0- 0	2- 2				
0- 0	0- 0	0- 0	NEUTRAL	0- 0	0- 0	0- 0				

RPI S	Opponent	Score	RPI S	Opponent	Score	RPI S	Opponent	Score	RPI S	Opponent	Score	Team's RPI: 261
			32 A	Green Bay	39 70	52 A	Indiana	49 100	120 N	Southern Miss.	58 53	
						60 A	Ohio	41 58	136 H	Wright St.	63 70	
									140 H	Stetson	45 54	
									158 A	Detroit	49 57	
									158 H	Detroit	53 55	
									163 A	Milwaukee	44 72	
									174 H	Oakland	47 61	
									178 H	ETSU	62 56	
									182 A	Indiana St.	38 58	
									192 H	Cleveland St.	54 58	
									212 H	Miami (OH)	50 60	
									242 N	Portland St.	54 77	
									249 H	Murray St.	69 72	
									257 A	Tennessee Tech	40 55	
									318 A	Ill.-Chicago	58 37	
									319 H	Youngstown St.	87 81	
									322 A	Valparaiso	70 55	
									323 N	Arkansas St.	83 78	
LAST 12 Division I GAMES:												
158 H	Detroit	53 55	319 H	Youngstown St.	87 81							
174 H	Oakland	47 61	192 H	Cleveland St.	54 58							
318 A	Ill.-Chicago	58 37	163 A	Milwaukee	44 72							
322 A	Valparaiso	70 55	32 A	Green Bay	39 70							
158 A	Detroit	49 57	120 N	Southern Miss.	58 53							
136 H	Wright St.	63 70	323 N	Arkansas St.	83 78							

Non-Div I Games: Ind.-East 66 46

Northern Ky.

■ Loss,
 ■ Non-Conf,
 ■ S Site,
 ■ Home
 ■ A Away
 N Neutral

Northwestern

Through Games Of Feb. 3, 2017

Average RPI Win:	166	WON-LOST	WINNING	LAST 10	STRENGTH OF	OPP. STRENGTH	TEAM	ADJ.	CONF.	ADJ CONF.
Average RPI Loss:	35	RECORD	PCT. RANK	GAMES	SCHEDULE	OF SCHEDULE	RPI	RPI	RPI	RPI
DIV. I ONLY	17- 5	28	7- 3	101	74	41	41	6	6	
DIV. I NON-CONF.	11- 2	24	2- 1	182	153	52	52	6	6	
TOTALS	RPI 1-25	RPI 26-50	W-L RECORDS	RPI 51-100	RPI 101-150	RPI 150+				
17- 5	0- 2	1- 2	OVERALL	4- 1	3- 0	9- 0				
13- 1	0- 0	1- 1	HOME	4- 0	2- 0	6- 0				
4- 4	0- 2	0- 1	AWAY	0- 1	1- 0	3- 0				
0- 0	0- 0	0- 0	NEUTRAL	0- 0	0- 0	0- 0				
11- 2	0- 1	0- 0	NON-CONFERENCE	2- 1	3- 0	6- 0				
9- 0	0- 0	0- 0	HOME	2- 0	2- 0	5- 0				
2- 2	0- 1	0- 0	AWAY	0- 1	1- 0	1- 0				
0- 0	0- 0	0- 0	NEUTRAL	0- 0	0- 0	0- 0				
6- 3	0- 1	1- 2	CONFERENCE	2- 0	0- 0	3- 0				
4- 1	0- 0	1- 1	HOME	2- 0	0- 0	1- 0				
2- 2	0- 1	0- 1	AWAY	0- 0	0- 0	2- 0				
0- 0	0- 0	0- 0	NEUTRAL	0- 0	0- 0	0- 0				

RPI 1-25				RPI 26-50				Team's RPI: 41	RPI 51-100				RPI 101+			
RPI	S	Opponent	Score	RPI	S	Opponent	Score		RPI	S	Opponent	Score	RPI	S	Opponent	Score
15	A	DePaul	66 89	27	H	Ohio St.	87 94		52	H	Indiana	80 67	141	H	Hampton	67 48
18	A	Maryland	65 96	34	A	Michigan	54 80		63	H	Virginia	69 60	147	A	Santa Clara	87 75
				47	H	Michigan St.	76 65		64	H	Florida	73 68	148	H	Oral Roberts	64 55
									81	A	Gonzaga	56 67	162	H	Missouri St.	75 52
									96	H	Purdue	76 60	163	A	Milwaukee	65 63
													164	A	Nebraska	62 58
													187	A	Rutgers	55 37
													206	H	Wisconsin	63 43
													264	H	UT Martin	82 59
													274	H	Evansville	88 66
													318	H	Ill.-Chicago	88 44
													329	H	Chicago St.	75 42
LAST 12 Division I GAMES:																
206	H	Wisconsin	63 43	27	H	Ohio St.	87 94		96	H	Purdue	76 60				
187	A	Rutgers	55 37						164	A	Nebraska	62 58				
34	A	Michigan	54 80						264	H	UT Martin	82 59				
47	H	Michigan St.	76 65						81	A	Gonzaga	56 67				
52	H	Indiana	80 67						147	A	Santa Clara	87 75				
18	A	Maryland	65 96													

Non-Div I Games:

Northwestern

■ Loss,
■ Non-Conf, S Site,
■ Home
■ Away
N Neutral

Average RPI Win:	332	WON-LOST	WINNING	LAST 10	STRENGTH OF	OPP. STRENGTH	TEAM	ADJ.	CONF.	ADJ CONF.
Average RPI Loss:	185	RECORD	PCT. RANK	GAMES	SCHEDULE	OF SCHEDULE	RPI	RPI	RPI	RPI
DIV. I ONLY	5- 11	273	3- 7	324	304	320	320	27	27	
DIV. I NON-CONF.	2- 5	259	0- 2	187	197	281	281	27	27	
TOTALS	RPI 1-25	RPI 26-50	W-L RECORDS	RPI 51-100	RPI 101-150	RPI 150+				
5- 11	0- 2	0- 0	OVERALL	0- 0	0- 3	5- 6				
4- 2	0- 0	0- 0	HOME	0- 0	0- 0	4- 2				
1- 9	0- 2	0- 0	AWAY	0- 0	0- 3	1- 4				
0- 0	0- 0	0- 0	NEUTRAL	0- 0	0- 0	0- 0				
2- 5	0- 2	0- 0	NON-CONFERENCE	0- 0	0- 1	2- 2				
2- 1	0- 0	0- 0	HOME	0- 0	0- 0	2- 1				
0- 4	0- 2	0- 0	AWAY	0- 0	0- 1	0- 1				
0- 0	0- 0	0- 0	NEUTRAL	0- 0	0- 0	0- 0				
3- 6	0- 0	0- 0	CONFERENCE	0- 0	0- 2	3- 4				
2- 1	0- 0	0- 0	HOME	0- 0	0- 0	2- 1				
1- 5	0- 0	0- 0	AWAY	0- 0	0- 2	1- 3				
0- 0	0- 0	0- 0	NEUTRAL	0- 0	0- 0	0- 0				

RPI 1-25				RPI 26-50				RPI 51-100				RPI 101+ Team's RPI: 320			
RPI	S	Opponent	Score	RPI	S	Opponent	Score	RPI	S	Opponent	Score	RPI	S	Opponent	Score
4	A	Mississippi St.	30 106									113	A	Central Ark.	43 76
10	A	Texas	39 86									126	A	Arkansas	36 65
												132	A	Lamar University	60 73
												188	A	Memphis	38 54
												277	H	Mississippi Val.	64 68
												279	A	McNeese	52 68
												279	H	McNeese	63 68
												287	A	A&M-Corpus Christi	51 60
												305	H	Nicholls St.	75 58
												331	H	La.-Monroe	67 65
												335	A	Incarinate Word	76 74
												336	A	Southeastern La.	58 69
												343	H	Sam Houston St.	78 51
												347	H	Jackson St.	83 65
LAST 12 Division I GAMES:															
132	A	Lamar University	60 73	335	A	Incarinate Word	76 74								
336	A	Southeastern La.	58 69	113	A	Central Ark.	43 76								
279	A	McNeese	52 68	279	H	McNeese	63 68								
343	H	Sam Houston St.	78 51	4	A	Mississippi St.	30 106								
305	H	Nicholls St.	75 58	126	A	Arkansas	36 65								
287	A	A&M-Corpus Christi	51 60	347	H	Jackson St.	83 65								

Non-Div I Games: LeTourneau 80 68 Louisiana Col. 113 65 LSU-Alexandria 97 76 Central Baptist 93 42 Northwestern St.

Average RPI Win: 87		WON-LOST	WINNING	LAST 10	STRENGTH OF	OPP. STRENGTH	TEAM	ADJ.	CONF.	ADJ CONF.
Average RPI Loss: 16		RECORD	PCT. RANK	GAMES	SCHEDULE	OF SCHEDULE	RPI	RPI	RPI	RPI
DIV. I ONLY		21- 3	9	9- 1	4	11	2	2	3	3
DIV. I NON-CONF.		12- 2	23	1- 1	2	4	2	2	4	4
TOTALS		RPI 1-25	RPI 26-50	W-L RECORDS		RPI 51-100	RPI 101-150	RPI 150+		
21- 3	4- 2	3- 1		OVERALL		8- 0	3- 0	3- 0		
10- 1	2- 1	1- 0		HOME		3- 0	3- 0	1- 0		
10- 2	2- 1	2- 1		AWAY		5- 0	0- 0	1- 0		
1- 0	0- 0	0- 0		NEUTRAL		0- 0	0- 0	1- 0		
12- 2	2- 2	2- 0		NON-CONFERENCE		4- 0	2- 0	2- 0		
6- 1	1- 1	1- 0		HOME		1- 0	2- 0	1- 0		
5- 1	1- 1	1- 0		AWAY		3- 0	0- 0	0- 0		
1- 0	0- 0	0- 0		NEUTRAL		0- 0	0- 0	1- 0		
9- 1	2- 0	1- 1		CONFERENCE		4- 0	1- 0	1- 0		
4- 0	1- 0	0- 0		HOME		2- 0	1- 0	0- 0		
5- 1	1- 0	1- 1		AWAY		2- 0	0- 0	1- 0		
0- 0	0- 0	0- 0		NEUTRAL		0- 0	0- 0	0- 0		

RPI	S	Opponent	Score	RPI	S	Opponent	Score	RPI	S	Opponent	Score	RPI	S	Opponent	Score
1	H	UConn	61 72	32	H	Green Bay	71 67	53	A	Iowa	73 58	121	H	Fordham	67 36
8	H	Washington	71 60	36	A	North Carolina St.	62 70	55	A	Georgia Tech	55 38	133	H	Pittsburgh	86 54
11	H	Duke	62 58	42	A	Virginia Tech	76 59	62	H	Wake Forest	92 72	143	H	TCU	92 59
12	A	Tennessee	69 71	47	A	Michigan St.	79 61	63	H	Virginia	82 74	167	A	Boston College	80 69
15	A	DePaul	75 61					72	A	North Carolina	77 55	205	N	Louisiana	91 51
19	A	Miami (FL)	67 55					79	H	Central Mich.	107 47	322	H	Valparaiso	114 54
								88	A	Toledo	85 68				
								92	A	Chattanooga	79 58				
LAST 12 Division I GAMES:															
				42	A	Virginia Tech	76 59	133	H	Pittsburgh	86 54				
				63	H	Virginia	82 74	19	A	Miami (FL)	67 55				
				11	H	Duke	62 58	62	H	Wake Forest	92 72				
				72	A	North Carolina	77 55	55	A	Georgia Tech	55 38				
				167	A	Boston College	80 69	36	A	North Carolina St.	62 70				
				12	A	Tennessee	69 71	92	A	Chattanooga	79 58				

Non-Div I Games:

Notre Dame

Average RPI Win:	262	WON-LOST	WINNING	LAST 10	STRENGTH OF	OPP. STRENGTH	TEAM	ADJ.	CONF.	ADJ CONF.
Average RPI Loss:	100	RECORD	PCT. RANK	GAMES	SCHEDULE	OF SCHEDULE	RPI	RPI	RPI	RPI
DIV. I ONLY	10- 10	166	5- 5	165	211	174	174	20	20	
DIV. I NON-CONF.	4- 5	198	1- 0	253	117	193	193	20	20	
TOTALS	RPI 1-25	RPI 26-50	W-L RECORDS	RPI 51-100	RPI 101-150	RPI 150+				
10- 10	0- 0	1- 3	OVERALL	0- 2	0- 3	9- 2				
6- 4	0- 0	1- 0	HOME	0- 0	0- 2	5- 2				
4- 6	0- 0	0- 3	AWAY	0- 2	0- 1	4- 0				
0- 0	0- 0	0- 0	NEUTRAL	0- 0	0- 0	0- 0				
4- 5	0- 0	0- 2	NON-CONFERENCE	0- 2	0- 1	4- 0				
2- 1	0- 0	0- 0	HOME	0- 0	0- 1	2- 0				
2- 4	0- 0	0- 2	AWAY	0- 2	0- 0	2- 0				
0- 0	0- 0	0- 0	NEUTRAL	0- 0	0- 0	0- 0				
6- 5	0- 0	1- 1	CONFERENCE	0- 0	0- 2	5- 2				
4- 3	0- 0	1- 0	HOME	0- 0	0- 1	3- 2				
2- 2	0- 0	0- 1	AWAY	0- 0	0- 1	2- 0				
0- 0	0- 0	0- 0	NEUTRAL	0- 0	0- 0	0- 0				

RPI S	Opponent	Score	RPI S	Opponent	Score	RPI S	Opponent	Score	RPI S	Opponent	Score	Team's RPI: 174
32	A Green Bay	47 89	32	H Green Bay	74 71	52	A Indiana	59 84	129	H Ball St.	59 66	
34	A Michigan	63 101	34	A Michigan	63 101	79	A Central Mich.	67 70	136	A Wright St.	66 84	
47	A Michigan St.	74 81	47	A Michigan St.	74 81				136	H Wright St.	61 73	
									158	H Detroit	71 80	
									163	A Milwaukee	75 73	
									192	H Cleveland St.	62 74	
									261	A Northern Ky.	61 47	
									276	H North Dakota St.	95 66	
									281	H Vermont	79 55	
									316	A Fort Wayne	82 61	
									318	H Ill.-Chicago	81 58	
									319	H Youngstown St.	80 54	
									322	H Valparaiso	104 63	
									329	A Chicago St.	80 60	
LAST 12 Division I GAMES:												
32	H Green Bay	74 71	32	A Green Bay	47 89							
136	A Wright St.	66 84	163	A Milwaukee	75 73							
261	A Northern Ky.	61 47	158	H Detroit	71 80							
319	H Youngstown St.	80 54	322	H Valparaiso	104 63							
192	H Cleveland St.	62 74	318	H Ill.-Chicago	81 58							
136	H Wright St.	61 73	281	H Vermont	79 55							

Non-Div I Games: Concordia (MI) 99 32 Marygrove 126 31

Oakland

Average RPI Win:	185	WON-LOST	WINNING	LAST 10	STRENGTH OF	OPP. STRENGTH	TEAM	ADJ.	CONF.	ADJ CONF.
Average RPI Loss:	117	RECORD	PCT. RANK	GAMES	SCHEDULE	OF SCHEDULE	RPI	RPI	RPI	RPI
DIV. I ONLY	16- 5	34	7- 3	158	127	60	60	10	10	
DIV. I NON-CONF.	9- 2	37	1- 1	221	167	67	67	11	11	
TOTALS	RPI 1-25	RPI 26-50	W-L RECORDS	RPI 51-100	RPI 101-150	RPI 150+				
16- 5	0- 0	0- 1	OVERALL	4- 2	1- 1	11- 1				
9- 1	0- 0	0- 0	HOME	1- 0	1- 1	7- 0				
7- 4	0- 0	0- 1	AWAY	3- 2	0- 0	4- 1				
0- 0	0- 0	0- 0	NEUTRAL	0- 0	0- 0	0- 0				
9- 2	0- 0	0- 1	NON-CONFERENCE	2- 0	1- 0	6- 1				
6- 0	0- 0	0- 0	HOME	0- 0	1- 0	5- 0				
3- 2	0- 0	0- 1	AWAY	2- 0	0- 0	1- 1				
0- 0	0- 0	0- 0	NEUTRAL	0- 0	0- 0	0- 0				
7- 3	0- 0	0- 0	CONFERENCE	2- 2	0- 1	5- 0				
3- 1	0- 0	0- 0	HOME	1- 0	0- 1	2- 0				
4- 2	0- 0	0- 0	AWAY	1- 2	0- 0	3- 0				
0- 0	0- 0	0- 0	NEUTRAL	0- 0	0- 0	0- 0				

RPI 1-25			RPI 26-50			RPI 51-100			Team's RPI: 60			RPI 101+			
RPI	S	Opponent	Score	RPI	S	Opponent	Score	RPI	S	Opponent	Score	RPI	S	Opponent	Score
34	A	Michigan	46 69	65	A	IUPUI	71 65	112	H	Kent St.	65 68				
				71	H	Buffalo	83 55	115	H	Duquesne	64 46				
				79	A	Central Mich.	59 64	165	H	Western Mich.	80 67				
				84	A	Middle Tenn.	73 52	183	H	Illinois	80 68				
				85	A	Northern Ill.	80 88	189	A	Akron	85 69				
				88	A	Toledo	64 55	197	H	Binghamton	63 55				
								212	A	Miami (OH)	79 62				
								249	H	Murray St.	79 70				
								256	A	Bowling Green	69 58				
								259	H	Eastern Mich.	68 51				
								261	H	Northern Ky.	58 41				
								264	H	UT Martin	72 55				
								275	A	N.C. A&T	57 63				
								306	A	High Point	76 48				
LAST 12 Division I GAMES:															
79	A	Central Mich.	59 64	189	A	Akron	85 69								
212	A	Miami (OH)	79 62	85	A	Northern Ill.	80 88								
165	H	Western Mich.	80 67	71	H	Buffalo	83 55								
259	H	Eastern Mich.	68 51	256	A	Bowling Green	69 58								
88	A	Toledo	64 55	275	A	N.C. A&T	57 63								
112	H	Kent St.	65 68	183	H	Illinois	80 68								

Non-Div I Games:

Ohio

Average RPI Win: 144		WON-LOST	WINNING	LAST 10	STRENGTH OF	OPP. STRENGTH	TEAM	ADJ.	CONF.	ADJ CONF.
Average RPI Loss: 15		RECORD	PCT. RANK	GAMES	SCHEDULE	OF SCHEDULE	RPI	RPI	RPI	RPI
DIV. I ONLY		20- 5	22	9- 1	50	40	27	27	6	6
DIV. I NON-CONF.		10- 4	80	1- 0	42	50	65	65	6	6
<hr/>										
TOTALS	RPI 1-25		RPI 26-50		W-L RECORDS	RPI 51-100	RPI 101-150		RPI 150+	
20- 5	0- 4		3- 1		OVERALL	6- 0	1- 0		10- 0	
14- 2	0- 2		1- 0		HOME	2- 0	1- 0		10- 0	
4- 2	0- 1		1- 1		AWAY	3- 0	0- 0		0- 0	
2- 1	0- 1		1- 0		NEUTRAL	1- 0	0- 0		0- 0	
10- 4	0- 4		1- 0		NON-CONFERENCE	1- 0	1- 0		7- 0	
8- 2	0- 2		0- 0		HOME	0- 0	1- 0		7- 0	
0- 1	0- 1		0- 0		AWAY	0- 0	0- 0		0- 0	
2- 1	0- 1		1- 0		NEUTRAL	1- 0	0- 0		0- 0	
10- 1	0- 0		2- 1		CONFERENCE	5- 0	0- 0		3- 0	
6- 0	0- 0		1- 0		HOME	2- 0	0- 0		3- 0	
4- 1	0- 0		1- 1		AWAY	3- 0	0- 0		0- 0	
0- 0	0- 0		0- 0		NEUTRAL	0- 0	0- 0		0- 0	

RPI 1-25				RPI 26-50				Team's RPI: 27	RPI 51-100				RPI 101+			
RPI	S	Opponent	Score	RPI	S	Opponent	Score		RPI	S	Opponent	Score	RPI	S	Opponent	Score
1	A	UConn	63 82	34	H	Michigan	96 87		52	A	Indiana	92 82	115	H	Duquesne	89 69
3	H	South Carolina	80 92	37	N	Syracuse	77 72		56	A	Minnesota	88 76	155	H	Cincinnati	80 38
5	N	Baylor	68 85	41	A	Northwestern	94 87		56	H	Minnesota	87 62	164	H	Nebraska	95 75
19	H	Miami (FL)	89 94	47	A	Michigan St.	75 94		87	N	FGCU	79 66	183	H	Illinois	88 64
									96	A	Purdue	61 56	192	H	Cleveland St.	96 78
									98	H	Penn St.	87 72	199	H	Alabama St.	118 61
													206	H	Wisconsin	70 61
													219	H	Southern U.	108 73
													238	H	Canisius	89 56
													326	H	Winthrop	88 48
													333	H	LIU Brooklyn	113 54
LAST 12 Division I GAMES:																
98	H	Penn St.	87 72	47	A	Michigan St.	75 94		52	A	Indiana	92 82				
164	H	Nebraska	95 75	34	H	Michigan	96 87		56	H	Minnesota	87 62				
56	A	Minnesota	88 76	41	A	Northwestern	94 87		96	A	Purdue	61 56				
183	H	Illinois	88 64	52	A	Indiana	92 82		326	H	Winthrop	88 48				
206	H	Wisconsin	70 61	56	H	Minnesota	87 62									
96	A	Purdue	61 56													

Non-Div I Games:

Ohio St.

■ Loss,
■ Non-Conf, S Site,
■ Home
■ Away
N Neutral

Average RPI Win:	118	WON-LOST	WINNING	LAST 10	STRENGTH OF	OPP. STRENGTH	TEAM	ADJ.	CONF.	ADJ CONF.
Average RPI Loss:	46	RECORD	PCT. RANK	GAMES	SCHEDULE	OF SCHEDULE	RPI	RPI	RPI	RPI
DIV. I ONLY	17- 6	44	7- 3	29	21	22	22	4	4	
DIV. I NON-CONF.	9- 3	63	1- 0	38	132	45	45	3	3	
TOTALS	RPI 1-25	RPI 26-50	W-L RECORDS	RPI 51-100	RPI 101-150	RPI 150+				
17- 6	1- 3	2- 2	OVERALL	6- 0	4- 1	4- 0				
12- 1	1- 0	2- 0	HOME	4- 0	3- 1	2- 0				
3- 4	0- 3	0- 1	AWAY	2- 0	1- 0	0- 0				
2- 1	0- 0	0- 1	NEUTRAL	0- 0	0- 0	2- 0				
9- 3	0- 1	1- 1	NON-CONFERENCE	3- 0	1- 1	4- 0				
6- 1	0- 0	1- 0	HOME	2- 0	1- 1	2- 0				
1- 1	0- 1	0- 0	AWAY	1- 0	0- 0	0- 0				
2- 1	0- 0	0- 1	NEUTRAL	0- 0	0- 0	2- 0				
8- 3	1- 2	1- 1	CONFERENCE	3- 0	3- 0	0- 0				
6- 0	1- 0	1- 0	HOME	2- 0	2- 0	0- 0				
2- 3	0- 2	0- 1	AWAY	1- 0	1- 0	0- 0				
0- 0	0- 0	0- 0	NEUTRAL	0- 0	0- 0	0- 0				

RPI	S	Opponent	Score	RPI	S	Opponent	Score	RPI	S	Opponent	Score	RPI	S	Opponent	Score
5	A	Baylor	58 92	40	H	South Dakota St.	74 60	58	H	Little Rock	68 58	138	A	Kansas	84 54
10	A	Texas	68 86	45	N	California	74 82	59	H	Texas Tech	66 45	138	H	Kansas	89 52
16	A	Kentucky	68 82	46	H	Oklahoma St.	68 62	74	H	Colorado St.	70 55	139	H	Tulsa	85 68
17	H	Kansas St.	85 80	49	A	West Virginia	73 83	89	A	Iowa St.	67 57	143	H	TCU	87 72
								89	H	Iowa St.	78 63	148	H	Oral Roberts	67 74
								97	A	BYU	68 61	177	N	Xavier	81 69
												201	H	Southern Ill.	80 48
												242	N	Portland St.	74 60
												260	H	UTRGV	92 59
LAST 12 Division I GAMES:															
138	H	Kansas	89 52	89	A	Iowa St.	67 57								
5	A	Baylor	58 92	49	A	West Virginia	73 83								
89	H	Iowa St.	78 63	17	H	Kansas St.	85 80								
46	H	Oklahoma St.	68 62	143	H	TCU	87 72								
10	A	Texas	68 86	138	A	Kansas	84 54								
59	H	Texas Tech	66 45	242	N	Portland St.	74 60								

Non-Div I Games:

Oklahoma

■ Loss,
 ■ Non-Conf, S Site,
 ■ Home
 ■ Away
 N Neutral

Average RPI Win:	154	WON-LOST	WINNING	LAST 10	STRENGTH OF	OPP. STRENGTH	TEAM	ADJ.	CONF.	ADJ CONF.
Average RPI Loss:	18	RECORD	PCT. RANK	GAMES	SCHEDULE	OF SCHEDULE	RPI	RPI	RPI	RPI
DIV. I ONLY	13- 8	115	3- 7	29	17	46	46	4	4	
DIV. I NON-CONF.	10- 1	16	1- 1	73	123	19	19	3	3	
TOTALS	RPI 1-25	RPI 26-50	W-L RECORDS	RPI 51-100	RPI 101-150	RPI 150+				
13- 8	0- 7	1- 0	OVERALL	3- 1	4- 0	5- 0				
9- 3	0- 3	1- 0	HOME	1- 0	2- 0	5- 0				
2- 4	0- 3	0- 0	AWAY	1- 1	1- 0	0- 0				
2- 1	0- 1	0- 0	NEUTRAL	1- 0	1- 0	0- 0				
10- 1	0- 1	1- 0	NON-CONFERENCE	2- 0	2- 0	5- 0				
7- 0	0- 0	1- 0	HOME	0- 0	1- 0	5- 0				
1- 0	0- 0	0- 0	AWAY	1- 0	0- 0	0- 0				
2- 1	0- 1	0- 0	NEUTRAL	1- 0	1- 0	0- 0				
3- 7	0- 6	0- 0	CONFERENCE	1- 1	2- 0	0- 0				
2- 3	0- 3	0- 0	HOME	1- 0	1- 0	0- 0				
1- 4	0- 3	0- 0	AWAY	0- 1	1- 0	0- 0				
0- 0	0- 0	0- 0	NEUTRAL	0- 0	0- 0	0- 0				

RPI 1-25				RPI 26-50				Team's RPI: 46	RPI 51-100				RPI 101+			
RPI	S	Opponent	Score	RPI	S	Opponent	Score		RPI	S	Opponent	Score	RPI	S	Opponent	Score
5	H	Baylor	50 86	50	H	UNI	81 57		59	A	Texas Tech	65 70	105	H	Georgia	71 51
6	N	Oregon St.	54 73						67	A	Washington St.	79 72	138	H	Kansas	74 70
10	A	Texas	35 66						89	H	Iowa St.	71 59	143	A	TCU	82 67
10	H	Texas	71 85						94	N	Long Beach St.	63 57	147	N	Santa Clara	67 53
17	A	Kansas St.	69 74										152	H	Rice	65 51
17	H	Kansas St.	43 63										200	H	Loyola Marymount	66 58
22	A	Oklahoma	62 68										232	H	Tennessee St.	86 48
													260	H	UTRGV	86 53
													323	H	Arkansas St.	76 34
LAST 12 Division I GAMES:																
10	H	Texas	71 85	5	H	Baylor	50 86									
17	A	Kansas St.	69 74	143	A	TCU	82 67									
138	H	Kansas	74 70	59	A	Texas Tech	65 70									
22	A	Oklahoma	62 68	89	H	Iowa St.	71 59									
17	H	Kansas St.	43 63	6	N	Oregon St.	54 73									
10	A	Texas	35 66	94	N	Long Beach St.	63 57									

Non-Div I Games:

Oklahoma St.

Average RPI Win:	207	WON-LOST	WINNING	LAST 10	STRENGTH OF	OPP. STRENGTH	TEAM	ADJ.	CONF.	ADJ CONF.
Average RPI Loss:	94	RECORD	PCT. RANK	GAMES	SCHEDULE	OF SCHEDULE	RPI	RPI	RPI	RPI
DIV. I ONLY	11- 10	154	6- 4	73	170	128	128	15	15	
DIV. I NON-CONF.	5- 6	186	0- 2	47	182	155	155	16	16	
TOTALS	RPI 1-25	RPI 26-50	W-L RECORDS	RPI 51-100	RPI 101-150	RPI 150+				
11- 10	0- 2	0- 1	OVERALL	0- 3	2- 2	9- 2				
8- 3	0- 0	0- 0	HOME	0- 2	2- 1	6- 0				
3- 5	0- 2	0- 0	AWAY	0- 0	0- 1	3- 2				
0- 2	0- 0	0- 1	NEUTRAL	0- 1	0- 0	0- 0				
5- 6	0- 2	0- 1	NON-CONFERENCE	0- 1	2- 1	3- 1				
5- 1	0- 0	0- 0	HOME	0- 0	2- 1	3- 0				
0- 3	0- 2	0- 0	AWAY	0- 0	0- 0	0- 1				
0- 2	0- 0	0- 1	NEUTRAL	0- 1	0- 0	0- 0				
6- 4	0- 0	0- 0	CONFERENCE	0- 2	0- 1	6- 1				
3- 2	0- 0	0- 0	HOME	0- 2	0- 0	3- 0				
3- 2	0- 0	0- 0	AWAY	0- 0	0- 1	3- 1				
0- 0	0- 0	0- 0	NEUTRAL	0- 0	0- 0	0- 0				

RPI 1-25				RPI 26-50				RPI 51-100				RPI 101+ Team's RPI: 128			
RPI	S	Opponent	Score	RPI	S	Opponent	Score	RPI	S	Opponent	Score	RPI	S	Opponent	Score
11	A	Duke	64 92	37	N	Syracuse	66 92	73	N	Dayton	69 77	118	H	VCU	70 60
19	A	Miami (FL)	56 66					80	H	Charlotte	75 86	120	A	Southern Miss.	69 84
								86	H	Western Ky.	62 67	124	H	William & Mary	58 69
												141	H	Hampton	61 58
												152	A	Rice	59 47
												152	H	Rice	81 66
												173	A	Louisiana Tech	69 64
												178	A	ETSU	60 70
												215	H	Dartmouth	82 56
												216	A	North Texas	55 65
												216	H	North Texas	62 47
												234	H	Marshall	73 69
												267	H	Norfolk St.	65 54
												269	A	FIU	86 64
												341	H	N.C. Central	83 52
LAST 12 Division I GAMES:															
269	A	FIU	86 64	86	H	Western Ky.	62 67								
216	H	North Texas	62 47	234	H	Marshall	73 69								
152	H	Rice	81 66	216	A	North Texas	55 65								
80	H	Charlotte	75 86	152	A	Rice	59 47								
173	A	Louisiana Tech	69 64	178	A	ETSU	60 70								
120	A	Southern Miss.	69 84	73	N	Dayton	69 77								

Non-Div I Games:

Old Dominion

■ Loss,
 ■ Non-Conf,
 ■ S Site,
 ■ H Home
 ■ A Away
 N Neutral

Average RPI Win:	214	WON-LOST	WINNING	LAST 10	STRENGTH OF	OPP. STRENGTH	TEAM	ADJ.	CONF.	ADJ CONF.
Average RPI Loss:	51	RECORD	PCT. RANK	GAMES	SCHEDULE	OF SCHEDULE	RPI	RPI	RPI	RPI
DIV. I ONLY	14- 8	102	4- 6	126	78	103	103	2	2	
DIV. I NON-CONF.	11- 2	24	3- 0	322	262	118	118	2	2	
TOTALS	RPI 1-25	RPI 26-50	W-L RECORDS	RPI 51-100	RPI 101-150	RPI 150+				
14- 8	1- 4	1- 1	OVERALL	0- 1	3- 2	9- 0				
13- 1	1- 0	1- 0	HOME	0- 0	3- 1	8- 0				
0- 7	0- 4	0- 1	AWAY	0- 1	0- 1	0- 0				
1- 0	0- 0	0- 0	NEUTRAL	0- 0	0- 0	1- 0				
11- 2	0- 0	1- 1	NON-CONFERENCE	0- 1	1- 0	9- 0				
10- 0	0- 0	1- 0	HOME	0- 0	1- 0	8- 0				
0- 2	0- 0	0- 1	AWAY	0- 1	0- 0	0- 0				
1- 0	0- 0	0- 0	NEUTRAL	0- 0	0- 0	1- 0				
3- 6	1- 4	0- 0	CONFERENCE	0- 0	2- 2	0- 0				
3- 1	1- 0	0- 0	HOME	0- 0	2- 1	0- 0				
0- 5	0- 4	0- 0	AWAY	0- 0	0- 1	0- 0				
0- 0	0- 0	0- 0	NEUTRAL	0- 0	0- 0	0- 0				

RPI	S	Opponent	Score	RPI	S	Opponent	Score	RPI	S	Opponent	Score	RPI	S	Opponent	Score	Team's RPI: 103
3	A	South Carolina	46 65	38	H	Oregon	83 67	76	A	UNLV	57 64	105	H	Georgia	69 62	
4	A	Mississippi St.	62 73	49	A	West Virginia	61 66					117	A	Alabama	80 90	
12	H	Tennessee	67 62									117	H	Alabama	57 65	
16	A	Kentucky	57 89									118	H	VCU	77 57	
24	A	Auburn	60 83									126	H	Arkansas	73 64	
												206	N	Wisconsin	69 44	
												254	H	Austin Peay	66 38	
												262	H	Jacksonville St.	68 50	
												277	H	Mississippi Val.	67 30	
												283	H	Lipscomb	76 49	
												306	H	High Point	73 62	
												331	H	La.-Monroe	97 40	
												336	H	Southeastern La.	81 31	
												347	H	Jackson St.	89 41	
LAST 12 Division I GAMES:																
105	H	Georgia	69 62	24	A	Auburn	60 83									
16	A	Kentucky	57 89	117	A	Alabama	80 90									
117	H	Alabama	57 65	126	H	Arkansas	73 64									
3	A	South Carolina	46 65	277	H	Mississippi Val.	67 30									
4	A	Mississippi St.	62 73	254	H	Austin Peay	66 38									
12	H	Tennessee	67 62	118	H	VCU	77 57									

Non-Div I Games:

Ole Miss

■ Loss,
 ■ Non-Conf, S Site,
 ■ Home
 ■ Away
 N Neutral

Average RPI Win:	217	WON-LOST	WINNING	LAST 10	STRENGTH OF	OPP. STRENGTH	TEAM	ADJ.	CONF.	ADJ CONF.
Average RPI Loss:	104	RECORD	PCT. RANK	GAMES	SCHEDULE	OF SCHEDULE	RPI	RPI	RPI	RPI
DIV. I ONLY	9- 12	211	2- 2	129	133	160	160	11	11	
DIV. I NON-CONF.	5- 6	186	1- 1	192	154	165	165	9	9	
TOTALS	RPI 1-25	RPI 26-50	W-L RECORDS	RPI 51-100	RPI 101-150	RPI 150+				
9- 12	0- 2	1- 1	OVERALL	1- 4	0- 3	7- 2				
4- 4	0- 1	1- 0	HOME	1- 2	0- 1	2- 0				
4- 8	0- 1	0- 1	AWAY	0- 2	0- 2	4- 2				
1- 0	0- 0	0- 0	NEUTRAL	0- 0	0- 0	1- 0				
5- 6	0- 2	0- 0	NON-CONFERENCE	0- 1	0- 2	5- 1				
2- 1	0- 1	0- 0	HOME	0- 0	0- 0	2- 0				
2- 5	0- 1	0- 0	AWAY	0- 1	0- 2	2- 1				
1- 0	0- 0	0- 0	NEUTRAL	0- 0	0- 0	1- 0				
4- 6	0- 0	1- 1	CONFERENCE	1- 3	0- 1	2- 1				
2- 3	0- 0	1- 0	HOME	1- 2	0- 1	0- 0				
2- 3	0- 0	0- 1	AWAY	0- 1	0- 0	2- 1				
0- 0	0- 0	0- 0	NEUTRAL	0- 0	0- 0	0- 0				

RPI S	Opponent	Score	RPI S	Opponent	Score	RPI S	Opponent	Score	RPI S	Opponent	Score	Team's RPI: 160
17	H Kansas St.	57 70	40	A South Dakota St.	64 76	65	A IUPUI	47 79	114	A Abilene Christian	66 73	
23	A Creighton	45 82	40	H South Dakota St.	83 82	65	H IUPUI	64 44	135	A UCF	41 81	
						66	H South Dakota	52 60	148	H Oral Roberts	65 67	
						74	A Colorado St.	42 69	164	A Nebraska	58 66	
						90	H Western Ill.	74 78	182	H Indiana St.	72 45	
									216	N North Texas	85 57	
									229	H Wofford	89 64	
									276	A North Dakota St.	80 60	
									296	A Denver	82 73	
									303	A UMKC	80 57	
									316	A Fort Wayne	62 65	
									346	A Florida A&M	70 50	
LAST 12 Division I GAMES:												
216	N North Texas	85 57	276	A North Dakota St.	80 60							
114	A Abilene Christian	66 73	66	H South Dakota	52 60							
65	A IUPUI	47 79	90	H Western Ill.	74 78							
40	H South Dakota St.	83 82	40	A South Dakota St.	64 76							
316	A Fort Wayne	62 65	65	H IUPUI	64 44							
296	A Denver	82 73	148	H Oral Roberts	65 67							

Non-Div I Games: Lincoln (MO) 98 49 York (NE) 106 37

Omaha

Loss, Non-Conf, S Site, H Home A Away N Neutral

Oral Roberts

Through Games Of Feb. 3, 2017

Average RPI Win:	212	WON-LOST	WINNING	LAST 10	STRENGTH OF	OPP. STRENGTH	TEAM	ADJ.	CONF.	ADJ CONF.
Average RPI Loss:	88	RECORD	PCT. RANK	GAMES	SCHEDULE	OF SCHEDULE	RPI	RPI	RPI	RPI
DIV. I ONLY	10- 11	187	4- 6	164	84	148	148	11	11	
DIV. I NON-CONF.	6- 5	148	1- 1	148	10	83	83	9	9	
TOTALS	RPI 1-25	RPI 26-50	W-L RECORDS	RPI 51-100	RPI 101-150	RPI 150+				
10- 11	1- 0	0- 3	OVERALL	0- 6	2- 1	7- 1				
4- 4	0- 0	0- 1	HOME	0- 2	1- 0	3- 1				
6- 7	1- 0	0- 2	AWAY	0- 4	1- 1	4- 0				
0- 0	0- 0	0- 0	NEUTRAL	0- 0	0- 0	0- 0				
6- 5	1- 0	0- 2	NON-CONFERENCE	0- 2	2- 1	3- 0				
3- 0	0- 0	0- 0	HOME	0- 0	1- 0	2- 0				
3- 5	1- 0	0- 2	AWAY	0- 2	1- 1	1- 0				
0- 0	0- 0	0- 0	NEUTRAL	0- 0	0- 0	0- 0				
4- 6	0- 0	0- 1	CONFERENCE	0- 4	0- 0	4- 1				
1- 4	0- 0	0- 1	HOME	0- 2	0- 0	1- 1				
3- 2	0- 0	0- 0	AWAY	0- 2	0- 0	3- 0				
0- 0	0- 0	0- 0	NEUTRAL	0- 0	0- 0	0- 0				

RPI 1-25				RPI 26-50				RPI 51-100				RPI 101+ Team's RPI: 148			
RPI	S	Opponent	Score	RPI	S	Opponent	Score	RPI	S	Opponent	Score	RPI	S	Opponent	Score
22	A	Oklahoma	74 67	30	A	Arizona St.	52 79	53	A	Iowa	76 96	126	A	Arkansas	70 60
				40	H	South Dakota St.	57 78	58	A	Little Rock	50 56	138	A	Kansas	56 64
				41	A	Northwestern	55 64	65	A	IUPUI	41 53	139	H	Tulsa	76 68
								66	H	South Dakota	47 69	160	A	Omaha	67 65
								90	A	Western Ill.	72 76	162	H	Missouri St.	78 56
								90	H	Western Ill.	62 76	264	H	UT Martin	82 53
												276	A	North Dakota St.	70 50
												296	H	Denver	45 47
												316	A	Fort Wayne	75 59
												316	H	Fort Wayne	82 56
												339	A	Houston Baptist	75 65
LAST 12 Division I GAMES:															
				90	H	Western Ill.	62 76	66	H	South Dakota	47 69				
				276	A	North Dakota St.	70 50	90	A	Western Ill.	72 76				
				296	H	Denver	45 47	316	H	Fort Wayne	82 56				
				316	A	Fort Wayne	75 59	160	A	Omaha	67 65				
				65	A	IUPUI	41 53	126	A	Arkansas	70 60				
				40	H	South Dakota St.	57 78	30	A	Arizona St.	52 79				

Oral Roberts

Oral Roberts

Non-Div I Games: Mid-Amer. Christian98 63 Okla. Sci. & Arts 67 35

Oral Roberts

Loss, Non-Conf, S Site, H Home A Away N Neutral

Oregon

Through Games Of Feb. 3, 2017

Average RPI Win:	147	WON-LOST	WINNING	LAST 10	STRENGTH OF	OPP. STRENGTH	TEAM	ADJ.	CONF.	ADJ CONF.
Average RPI Loss:	27	RECORD	PCT. RANK	GAMES	SCHEDULE	OF SCHEDULE	RPI	RPI	RPI	RPI
DIV. I ONLY	15- 8	97	5- 5	24	34	38	38	1	1	
DIV. I NON-CONF.	10- 2	33	1- 0	125	151	43	43	1	1	
TOTALS	RPI 1-25	RPI 26-50	W-L RECORDS	RPI 51-100	RPI 101-150	RPI 150+				
15- 8	0- 6	2- 0	OVERALL	3- 1	4- 1	6- 0				
8- 3	0- 2	1- 0	HOME	2- 1	2- 0	3- 0				
5- 4	0- 3	1- 0	AWAY	1- 0	2- 1	1- 0				
2- 1	0- 1	0- 0	NEUTRAL	0- 0	0- 0	2- 0				
10- 2	0- 1	1- 0	NON-CONFERENCE	0- 0	3- 1	6- 0				
6- 0	0- 0	1- 0	HOME	0- 0	2- 0	3- 0				
2- 1	0- 0	0- 0	AWAY	0- 0	1- 1	1- 0				
2- 1	0- 1	0- 0	NEUTRAL	0- 0	0- 0	2- 0				
5- 6	0- 5	1- 0	CONFERENCE	3- 1	1- 0	0- 0				
2- 3	0- 2	0- 0	HOME	2- 1	0- 0	0- 0				
3- 3	0- 3	1- 0	AWAY	1- 0	1- 0	0- 0				
0- 0	0- 0	0- 0	NEUTRAL	0- 0	0- 0	0- 0				

RPI 1-25				RPI 26-50				Team's RPI: 38	RPI 51-100				RPI 101+			
RPI	S	Opponent	Score	RPI	S	Opponent	Score		RPI	S	Opponent	Score	RPI	S	Opponent	Score
4	N	Mississippi St.	63 75	45	A	California	69 66		57	H	Utah	84 66	103	A	Ole Miss	67 83
6	A	Oregon St.	60 67	47	H	Michigan St.	88 55		67	H	Washington St.	59 75	122	A	Clemson	87 59
6	H	Oregon St.	40 43						70	A	Southern California	59 53	127	A	Arizona	79 65
8	H	Washington	77 99						78	H	Colorado	71 66	132	H	Lamar University	84 67
9	A	Stanford	60 81										144	H	Idaho	73 70
13	A	UCLA	63 79										156	H	UTSA	77 63
													194	N	San Jose St.	91 62
													230	A	Hawaii	86 49
													242	N	Portland St.	90 46
													268	H	Portland	81 41
													300	H	CSU Bakersfield	77 62
LAST 12 Division I GAMES:																
127	A	Arizona	79 65	70	A	Southern California	59 53									
6	A	Oregon St.	60 67	45	A	California	69 66									
6	H	Oregon St.	40 43	9	A	Stanford	60 81									
57	H	Utah	84 66	67	H	Washington St.	59 75									
78	H	Colorado	71 66	8	H	Washington	77 99									
13	A	UCLA	63 79	144	H	Idaho	73 70									

Non-Div I Games:

Oregon

■ Loss,
 ■ Non-Conf, S Site,
 ■ Home
 ■ Away
 N Neutral

Average RPI Win:	102	WON-LOST	WINNING	LAST 10	STRENGTH OF	OPP. STRENGTH	TEAM	ADJ.	CONF.	ADJ CONF.
Average RPI Loss:	26	RECORD	PCT. RANK	GAMES	SCHEDULE	OF SCHEDULE	RPI	RPI	RPI	RPI
DIV. I ONLY	21- 2	5	9- 1	19	24	6	6	1	1	
DIV. I NON-CONF.	11- 1	13	1- 0	87	158	27	27	1	1	
TOTALS	RPI 1-25	RPI 26-50	W-L RECORDS	RPI 51-100	RPI 101-150	RPI 150+				
21- 2	2- 1	5- 1	OVERALL	7- 0	3- 0	4- 0				
11- 1	1- 0	1- 1	HOME	3- 0	2- 0	4- 0				
5- 1	1- 1	3- 0	AWAY	1- 0	0- 0	0- 0				
5- 0	0- 0	1- 0	NEUTRAL	3- 0	1- 0	0- 0				
11- 1	0- 0	1- 1	NON-CONFERENCE	3- 0	3- 0	4- 0				
6- 1	0- 0	0- 1	HOME	0- 0	2- 0	4- 0				
0- 0	0- 0	0- 0	AWAY	0- 0	0- 0	0- 0				
5- 0	0- 0	1- 0	NEUTRAL	3- 0	1- 0	0- 0				
10- 1	2- 1	4- 0	CONFERENCE	4- 0	0- 0	0- 0				
5- 0	1- 0	1- 0	HOME	3- 0	0- 0	0- 0				
5- 1	1- 1	3- 0	AWAY	1- 0	0- 0	0- 0				
0- 0	0- 0	0- 0	NEUTRAL	0- 0	0- 0	0- 0				

RPI S	Opponent	Score	RPI S	Opponent	Score	RPI S	Opponent	Score	RPI S	Opponent	Score
8	H Washington	73 70	30	A Arizona St.	54 45	54	N Quinnipiac	75 60	104	H UC Davis	93 52
9	A Stanford	72 69	38	A Oregon	43 40	57	H Utah	70 44	132	H Lamar University	88 56
13	A UCLA	56 66	38	H Oregon	67 60	67	H Washington St.	80 58	144	N Idaho	60 49
			39	H Marquette	73 74	70	A Southern California	74 60	198	H Idaho St.	61 38
			45	A California	66 56	76	N UNLV	62 59	265	H Southern Utah	77 38
			46	N Oklahoma St.	73 54	78	H Colorado	81 57	268	H Portland	62 45
						97	N BYU	65 56	313	H Ark.-Pine Bluff	73 40
LAST 12 Division I GAMES:											
30	A Arizona St.	54 45	13	A UCLA	56 66						
38	H Oregon	67 60	9	A Stanford	72 69						
38	A Oregon	43 40	45	A California	66 56						
78	H Colorado	81 57	8	H Washington	73 70						
57	H Utah	70 44	67	H Washington St.	80 58						
70	A Southern California	74 60	313	H Ark.-Pine Bluff	73 40						

Non-Div I Games:

Oregon St.

Average RPI Win:	204	WON-LOST	WINNING	LAST 10	STRENGTH OF	OPP. STRENGTH	TEAM	ADJ.	CONF.	ADJ CONF.
Average RPI Loss:	122	RECORD	PCT. RANK	GAMES	SCHEDULE	OF SCHEDULE	RPI	RPI	RPI	RPI
DIV. I ONLY	6- 14	274	3- 7	71	178	207	207	14	14	
DIV. I NON-CONF.	2- 7	284	0- 0	22	166	190	190	12	12	
TOTALS	RPI 1-25	RPI 26-50	W-L RECORDS	RPI 51-100	RPI 101-150	RPI 150+				
6- 14	0- 1	0- 1	OVERALL	1- 4	0- 4	5- 4				
3- 8	0- 0	0- 1	HOME	0- 2	0- 3	3- 2				
3- 6	0- 1	0- 0	AWAY	1- 2	0- 1	2- 2				
0- 0	0- 0	0- 0	NEUTRAL	0- 0	0- 0	0- 0				
2- 7	0- 1	0- 1	NON-CONFERENCE	0- 2	0- 2	2- 1				
1- 5	0- 0	0- 1	HOME	0- 1	0- 2	1- 1				
1- 2	0- 1	0- 0	AWAY	0- 1	0- 0	1- 0				
0- 0	0- 0	0- 0	NEUTRAL	0- 0	0- 0	0- 0				
4- 7	0- 0	0- 0	CONFERENCE	1- 2	0- 2	3- 3				
2- 3	0- 0	0- 0	HOME	0- 1	0- 1	2- 1				
2- 4	0- 0	0- 0	AWAY	1- 1	0- 1	1- 2				
0- 0	0- 0	0- 0	NEUTRAL	0- 0	0- 0	0- 0				

RPI 1-25				RPI 26-50				RPI 51-100				RPI 101+ Team's RPI: 207			
RPI	S	Opponent	Score	RPI	S	Opponent	Score	RPI	S	Opponent	Score	RPI	S	Opponent	Score
13	A	UCLA	55 82	39	H	Marquette	75 89	61	H	Montana St.	66 72	101	H	Northern Colo.	56 60
								81	A	Gonzaga	65 63	104	H	UC Davis	87 95
								94	A	Long Beach St.	58 66	131	A	St. Mary's (CA)	74 82
								97	A	BYU	50 68	131	H	St. Mary's (CA)	54 63
								97	H	BYU	55 68	161	A	San Francisco	64 67
												161	H	San Francisco	63 60
												175	H	Fresno St.	67 74
												194	A	San Jose St.	99 96
												200	H	Loyola Marymount	52 65
												218	H	San Diego	84 64
												268	A	Portland	84 74
												300	H	CSU Bakersfield	91 61
												302	A	Pepperdine	58 59
LAST 12 Division I GAMES:															
131	A	St. Mary's (CA)	74 82	302	A	Pepperdine	58 59								
161	A	San Francisco	64 67	97	H	BYU	55 68								
200	H	Loyola Marymount	52 65	218	H	San Diego	84 64								
97	A	BYU	50 68	81	A	Gonzaga	65 63								
131	H	St. Mary's (CA)	54 63	268	A	Portland	84 74								
161	H	San Francisco	63 60	101	H	Northern Colo.	56 60								

Non-Div I Games: UC Merced 111 50 William Jessup 103 65

Pacific

Loss, Non-Conf, S Site, H Home A Away N Neutral

Average RPI Win:	211	WON-LOST	WINNING	LAST 10	STRENGTH OF	OPP. STRENGTH	TEAM	ADJ.	CONF.	ADJ CONF.
Average RPI Loss:	101	RECORD	PCT. RANK	GAMES	SCHEDULE	OF SCHEDULE	RPI	RPI	RPI	RPI
DIV. I ONLY	10- 6	113	7- 2	161	138	125	125	9	9	
DIV. I NON-CONF.	6- 6	165	4- 3	273	115	196	196	10	10	
TOTALS	RPI 1-25	RPI 26-50	W-L RECORDS	RPI 51-100	RPI 101-150	RPI 150+				
10- 6	0- 1	1- 1	OVERALL	0- 1	1- 1	8- 2				
3- 5	0- 0	1- 1	HOME	0- 1	1- 1	1- 2				
7- 1	0- 1	0- 0	AWAY	0- 0	0- 0	7- 0				
0- 0	0- 0	0- 0	NEUTRAL	0- 0	0- 0	0- 0				
6- 6	0- 1	0- 1	NON-CONFERENCE	0- 1	0- 1	6- 2				
0- 5	0- 0	0- 1	HOME	0- 1	0- 1	0- 2				
6- 1	0- 1	0- 0	AWAY	0- 0	0- 0	6- 0				
0- 0	0- 0	0- 0	NEUTRAL	0- 0	0- 0	0- 0				
4- 0	0- 0	1- 0	CONFERENCE	0- 0	1- 0	2- 0				
3- 0	0- 0	1- 0	HOME	0- 0	1- 0	1- 0				
1- 0	0- 0	0- 0	AWAY	0- 0	0- 0	1- 0				
0- 0	0- 0	0- 0	NEUTRAL	0- 0	0- 0	0- 0				

RPI 1-25				RPI 26-50				RPI 51-100				RPI 101+ Team's RPI: 125			
RPI	S	Opponent	Score	RPI	S	Opponent	Score	RPI	S	Opponent	Score	RPI	S	Opponent	Score
11	A	Duke	55 68	26	H	Harvard	63 43	69	H	Villanova	48 60	137	H	Saint Joseph's	53 57
				33	H	Temple	53 63					145	H	Yale	66 55
												159	H	La Salle	56 58
												166	A	UC Riverside	71 55
												170	H	Brown	86 60
												197	H	Binghamton	48 61
												202	A	CSUN	47 36
												204	A	Princeton	62 57
												241	A	Richmond	47 44
												290	A	Rhode Island	75 43
												324	A	Lafayette	64 47
												345	A	Wagner	63 39
LAST 12 Division I GAMES:															
26	H	Harvard	63 43	166	A	UC Riverside	71 55								
33	H	Temple	53 63	202	A	CSUN	47 36								
69	H	Villanova	48 60	241	A	Richmond	47 44								
170	H	Brown	86 60	159	H	La Salle	56 58								
145	H	Yale	66 55	345	A	Wagner	63 39								
204	A	Princeton	62 57	324	A	Lafayette	64 47								

Non-Div I Games: Stevens 89 43

Penn

■ Loss,
 ■ Non-Conf, S Site,
 ■ Home
 ■ Away
 N Neutral

Average RPI Win:	184	WON-LOST	WINNING	LAST 10	STRENGTH OF	OPP. STRENGTH	TEAM	ADJ.	CONF.	ADJ CONF.
Average RPI Loss:	70	RECORD	PCT. RANK	GAMES	SCHEDULE	OF SCHEDULE	RPI	RPI	RPI	RPI
DIV. I ONLY	14- 8	102	4- 6	143	62	98	98	6	6	
DIV. I NON-CONF.	10- 2	33	2- 0	190	129	62	62	6	6	
TOTALS	RPI 1-25	RPI 26-50	W-L RECORDS	RPI 51-100	RPI 101-150	RPI 150+				
14- 8	1- 1	0- 2	OVERALL	1- 4	1- 0	11- 1				
11- 1	1- 0	0- 0	HOME	1- 1	1- 0	8- 0				
2- 6	0- 1	0- 1	AWAY	0- 3	0- 0	2- 1				
1- 1	0- 0	0- 1	NEUTRAL	0- 0	0- 0	1- 0				
10- 2	1- 0	0- 1	NON-CONFERENCE	0- 1	1- 0	8- 0				
7- 0	1- 0	0- 0	HOME	0- 0	1- 0	5- 0				
2- 1	0- 0	0- 0	AWAY	0- 1	0- 0	2- 0				
1- 1	0- 0	0- 1	NEUTRAL	0- 0	0- 0	1- 0				
4- 6	0- 1	0- 1	CONFERENCE	1- 3	0- 0	3- 1				
4- 1	0- 0	0- 0	HOME	1- 1	0- 0	3- 0				
0- 5	0- 1	0- 1	AWAY	0- 2	0- 0	0- 1				
0- 0	0- 0	0- 0	NEUTRAL	0- 0	0- 0	0- 0				

RPI 1-25				RPI 26-50				RPI 51-100				Team's RPI: 98	RPI 101+			
RPI	S	Opponent	Score	RPI	S	Opponent	Score	RPI	S	Opponent	Score		RPI	S	Opponent	Score
12	H	Tennessee	70 56	27	A	Ohio St.	72 87	52	A	Indiana	66 72		133	H	Pittsburgh	91 62
18	A	Maryland	83 89	43	N	Georgetown	54 68	52	H	Indiana	70 89		151	H	Iona	80 67
								53	H	Iowa	71 58		164	H	Nebraska	86 69
								83	A	Drexel	60 83		167	A	Boston College	60 56
								96	A	Purdue	51 64		183	H	Illinois	82 66
													185	H	American	70 65
													187	A	Rutgers	45 61
													189	H	Akron	84 71
													206	H	Wisconsin	76 46
													234	H	Marshall	82 80
													272	N	Georgia St.	69 42
													311	H	Saint Peter's	106 50
													314	A	Holy Cross	84 48
LAST 12 Division I GAMES:																
27	A	Ohio St.	72 87	96	A	Purdue	51 64									
183	H	Illinois	82 66	53	H	Iowa	71 58									
52	A	Indiana	66 72	187	A	Rutgers	45 61									
164	H	Nebraska	86 69	52	H	Indiana	70 89									
206	H	Wisconsin	76 46	151	H	Iona	80 67									
18	A	Maryland	83 89	185	H	American	70 65									

Non-Div I Games:

Penn St.

■ Loss,
 ■ Non-Conf,
 ■ S Site,
 ■ H Home
 ■ A Away
 N Neutral

Average RPI Win: 218	WON-LOST	WINNING	LAST 10	STRENGTH OF	OPP. STRENGTH	TEAM	ADJ.	CONF.	ADJ CONF.
Average RPI Loss: 185	RECORD	PCT. RANK	GAMES	SCHEDULE	OF SCHEDULE	RPI	RPI	RPI	RPI
DIV. I ONLY	6- 16	288	3- 7	243	228	302	302	14	14
DIV. I NON-CONF.	2- 9	293	1- 0	286	315	329	329	12	12
TOTALS	RPI 1-25	RPI 26-50	W-L RECORDS	RPI 51-100	RPI 101-150	RPI 150+			
6- 16	0- 1	0- 0	OVERALL	1- 4	0- 2	5- 9			
4- 7	0- 1	0- 0	HOME	1- 3	0- 1	3- 2			
2- 9	0- 0	0- 0	AWAY	0- 1	0- 1	2- 7			
0- 0	0- 0	0- 0	NEUTRAL	0- 0	0- 0	0- 0			
2- 9	0- 1	0- 0	NON-CONFERENCE	0- 2	0- 0	2- 6			
1- 4	0- 1	0- 0	HOME	0- 2	0- 0	1- 1			
1- 5	0- 0	0- 0	AWAY	0- 0	0- 0	1- 5			
0- 0	0- 0	0- 0	NEUTRAL	0- 0	0- 0	0- 0			
4- 7	0- 0	0- 0	CONFERENCE	1- 2	0- 2	3- 3			
3- 3	0- 0	0- 0	HOME	1- 1	0- 1	2- 1			
1- 4	0- 0	0- 0	AWAY	0- 1	0- 1	1- 2			
0- 0	0- 0	0- 0	NEUTRAL	0- 0	0- 0	0- 0			

RPI 1-25				RPI 26-50				RPI 51-100				RPI 101+ Team's RPI: 302			
RPI	S	Opponent	Score	RPI	S	Opponent	Score	RPI	S	Opponent	Score	RPI	S	Opponent	Score
11	H	Duke	65 99					76	H	UNLV	61 68	131	H	St. Mary's (CA)	60 81
								81	A	Gonzaga	61 83	147	A	Santa Clara	40 61
								81	H	Gonzaga	79 69	161	H	San Francisco	81 59
								94	H	Long Beach St.	41 44	184	A	New Mexico St.	66 75
								97	H	BYU	47 73	200	A	Loyola Marymount	60 72
												207	H	Pacific	59 58
												218	A	San Diego	55 42
												237	A	UC Santa Barbara	57 66
												255	A	Cal Poly	52 62
												268	A	Portland	55 75
												268	H	Portland	61 71
												289	H	Nevada	60 69
												296	A	Denver	67 75
												300	H	CSU Bakersfield	62 57
												330	A	Utah Valley	65 72
												338	A	Cal St. Fullerton	69 58
LAST 12 Division I GAMES:															
161	H	San Francisco	81 59	207	H	Pacific	59 58								
81	A	Gonzaga	61 83	218	A	San Diego	55 42								
268	A	Portland	55 75	200	A	Loyola Marymount	60 72								
131	H	St. Mary's (CA)	60 81	268	H	Portland	61 71								
97	H	BYU	47 73	81	H	Gonzaga	79 69								
147	A	Santa Clara	40 61	300	H	CSU Bakersfield	62 57								

Non-Div I Games:

Pepperdine

■ Loss,
 ■ Non-Conf, S Site,
 ■ Home
 ■ Away
 N Neutral

Average RPI Win:	224	WON-LOST	WINNING	LAST 10	STRENGTH OF	OPP. STRENGTH	TEAM	ADJ.	CONF.	ADJ CONF.
Average RPI Loss:	51	RECORD	PCT. RANK	GAMES	SCHEDULE	OF SCHEDULE	RPI	RPI	RPI	RPI
DIV. I ONLY	11- 10	154	3- 7	74	73	133	133	3	3	
DIV. I NON-CONF.	8- 4	97	2- 1	261	263	186	186	4	4	
TOTALS	RPI 1-25	RPI 26-50	W-L RECORDS	RPI 51-100	RPI 101-150	RPI 150+				
11- 10	0- 4	0- 2	OVERALL	3- 3	0- 1	8- 0				
9- 4	0- 2	0- 0	HOME	3- 2	0- 0	6- 0				
0- 6	0- 2	0- 2	AWAY	0- 1	0- 1	0- 0				
2- 0	0- 0	0- 0	NEUTRAL	0- 0	0- 0	2- 0				
8- 4	0- 0	0- 0	NON-CONFERENCE	1- 3	0- 1	7- 0				
6- 2	0- 0	0- 0	HOME	1- 2	0- 0	5- 0				
0- 2	0- 0	0- 0	AWAY	0- 1	0- 1	0- 0				
2- 0	0- 0	0- 0	NEUTRAL	0- 0	0- 0	2- 0				
3- 6	0- 4	0- 2	CONFERENCE	2- 0	0- 0	1- 0				
3- 2	0- 2	0- 0	HOME	2- 0	0- 0	1- 0				
0- 4	0- 2	0- 2	AWAY	0- 0	0- 0	0- 0				
0- 0	0- 0	0- 0	NEUTRAL	0- 0	0- 0	0- 0				

RPI 1-25				RPI 26-50				RPI 51-100				RPI 101+ Team's RPI: 133			
RPI	S	Opponent	Score	RPI	S	Opponent	Score	RPI	S	Opponent	Score	RPI	S	Opponent	Score
2	A	Notre Dame	54 86	36	A	North Carolina St.	42 55	63	H	Virginia	62 54	115	A	Duquesne	54 63
14	A	Louisville	52 73	37	A	Syracuse	65 93	72	H	North Carolina	68 48	167	H	Boston College	56 43
14	H	Louisville	48 63					80	H	Charlotte	63 70	245	H	Loyola Maryland	74 44
19	H	Miami (FL)	50 82					96	H	Purdue	61 67	279	N	McNeese	71 65
								98	A	Penn St.	62 91	293	N	UTEP	71 46
								99	H	Cornell	56 44	295	H	Bryant	76 60
												310	H	Loyola Chicago	59 35
												319	H	Youngstown St.	63 50
												325	H	Mt. St. Mary's	89 54
LAST 12 Division I GAMES:															
37	A	Syracuse	65 93	14	A	Louisville	52 73								
14	H	Louisville	48 63	167	H	Boston College	56 43								
36	A	North Carolina St.	42 55	19	H	Miami (FL)	50 82								
63	H	Virginia	62 54	115	A	Duquesne	54 63								
72	H	North Carolina	68 48	279	N	McNeese	71 65								
2	A	Notre Dame	54 86	293	N	UTEP	71 46								

Non-Div I Games: Slippery Rock 94 48

Pittsburgh

■ Loss,
 ■ Non-Conf, S Site,
 ■ Home
 ■ Away
 N Neutral

Average RPI Win:	282	WON-LOST	WINNING	LAST 10	STRENGTH OF	OPP. STRENGTH	TEAM	ADJ.	CONF.	ADJ CONF.
Average RPI Loss:	126	RECORD	PCT. RANK	GAMES	SCHEDULE	OF SCHEDULE	RPI	RPI	RPI	RPI
DIV. I ONLY	3- 18	329	2- 8	91	129	268	268	14	14	
DIV. I NON-CONF.	1- 9	323	0- 1	25	65	230	230	12	12	
TOTALS	RPI 1-25	RPI 26-50	W-L RECORDS	RPI 51-100	RPI 101-150	RPI 150+				
3- 18	0- 2	0- 1	OVERALL	0- 5	0- 4	3- 6				
2- 6	0- 1	0- 0	HOME	0- 2	0- 1	2- 2				
1- 11	0- 1	0- 1	AWAY	0- 2	0- 3	1- 4				
0- 1	0- 0	0- 0	NEUTRAL	0- 1	0- 0	0- 0				
1- 9	0- 2	0- 1	NON-CONFERENCE	0- 3	0- 1	1- 2				
1- 2	0- 1	0- 0	HOME	0- 1	0- 0	1- 0				
0- 6	0- 1	0- 1	AWAY	0- 1	0- 1	0- 2				
0- 1	0- 0	0- 0	NEUTRAL	0- 1	0- 0	0- 0				
2- 9	0- 0	0- 0	CONFERENCE	0- 2	0- 3	2- 4				
1- 4	0- 0	0- 0	HOME	0- 1	0- 1	1- 2				
1- 5	0- 0	0- 0	AWAY	0- 1	0- 2	1- 2				
0- 0	0- 0	0- 0	NEUTRAL	0- 0	0- 0	0- 0				

RPI 1-25				RPI 26-50				RPI 51-100				RPI 101+ Team's RPI: 268			
RPI	S	Opponent	Score	RPI	S	Opponent	Score	RPI	S	Opponent	Score	RPI	S	Opponent	Score
6	A	Oregon St.	45 62	38	A	Oregon	41 81	61	H	Montana St.	66 70	104	A	UC Davis	52 66
8	H	Washington	53 83					70	N	Southern California	54 67	131	A	St. Mary's (CA)	76 92
								75	A	Boise St.	60 74	147	A	Santa Clara	56 68
								81	A	Gonzaga	55 67	147	H	Santa Clara	44 56
								81	H	Gonzaga	50 85	161	H	San Francisco	56 75
												200	A	Loyola Marymount	54 69
												207	H	Pacific	74 84
												218	A	San Diego	40 57
												242	H	Portland St.	79 68
												244	A	Weber St.	37 76
												289	A	Nevada	59 72
												302	A	Pepperdine	71 61
												302	H	Pepperdine	75 55
LAST 12 Division I GAMES:															
147	A	Santa Clara	56 68	131	A	St. Mary's (CA)	76 92								
218	A	San Diego	40 57	81	A	Gonzaga	55 67								
302	H	Pepperdine	75 55	147	H	Santa Clara	44 56								
81	H	Gonzaga	50 85	302	A	Pepperdine	71 61								
161	H	San Francisco	56 75	207	H	Pacific	74 84								
200	A	Loyola Marymount	54 69	75	A	Boise St.	60 74								

Non-Div I Games: Alas. Anchorage 66 57

Portland

■ Loss,
 ■ Non-Conf, S Site,
 ■ Home
 ■ Away
 N Neutral

Average RPI Win:	288	WON-LOST	WINNING	LAST 10	STRENGTH OF	OPP. STRENGTH	TEAM	ADJ.	CONF.	ADJ CONF.
Average RPI Loss:	132	RECORD	PCT. RANK	GAMES	SCHEDULE	OF SCHEDULE	RPI	RPI	RPI	RPI
DIV. I ONLY	9- 11	203	4- 6	319	163	242	242	18	18	
DIV. I NON-CONF.	5- 6	186	1- 2	328	98	242	242	18	18	
TOTALS	RPI 1-25	RPI 26-50	W-L RECORDS	RPI 51-100	RPI 101-150	RPI 150+				
9- 11	0- 1	0- 1	OVERALL	0- 2	0- 3	9- 4				
4- 2	0- 0	0- 0	HOME	0- 0	0- 1	4- 1				
3- 7	0- 0	0- 0	AWAY	0- 0	0- 0	3- 0				
2- 2	0- 1	0- 1	NEUTRAL	0- 0	0- 0	2- 0				
5- 6	0- 1	0- 1	NON-CONFERENCE	0- 1	0- 1	5- 2				
2- 0	0- 0	0- 0	HOME	0- 0	0- 0	2- 0				
1- 4	0- 0	0- 0	AWAY	0- 1	0- 1	1- 2				
2- 2	0- 1	0- 1	NEUTRAL	0- 0	0- 0	2- 0				
4- 5	0- 0	0- 0	CONFERENCE	0- 1	0- 2	4- 2				
2- 2	0- 0	0- 0	HOME	0- 0	0- 1	2- 1				
2- 3	0- 0	0- 0	AWAY	0- 1	0- 1	2- 1				
0- 0	0- 0	0- 0	NEUTRAL	0- 0	0- 0	2- 0				

RPI 1-25				RPI 26-50				RPI 51-100				RPI 101+				Team's RPI: 242	
RPI	S	Opponent	Score	RPI	S	Opponent	Score	RPI	S	Opponent	Score	RPI	S	Opponent	Score		
22	N	Oklahoma	60 74	38	N	Oregon	46 90	61	A	Montana St.	76 83	101	A	Northern Colo.	62 91		
								75	A	Boise St.	76 94	127	A	Arizona	52 75		
												144	H	Idaho	66 72		
												154	A	North Dakota	61 65		
												202	A	CSUN	72 99		
												222	A	Seattle U	79 71		
												261	N	Northern Ky.	77 54		
												263	A	Sacramento St.	88 86		
												263	H	Sacramento St.	68 77		
												265	H	Southern Utah	81 74		
												268	A	Portland	68 79		
												284	H	Northern Ariz.	56 55		
												298	N	Kennesaw St.	71 61		
												327	H	UC Irvine	79 73		
												332	A	Montana	64 44		
												338	H	Cal St. Fullerton	81 73		
LAST 12 Division I GAMES:																	
144	H	Idaho	66 72	263	A	Sacramento St.	88 86										
263	H	Sacramento St.	68 77	101	A	Northern Colo.	62 91										
61	A	Montana St.	76 83	154	A	North Dakota	61 65										
332	A	Montana	64 44	127	A	Arizona	52 75										
265	H	Southern Utah	81 74	22	N	Oklahoma	60 74										
284	H	Northern Ariz.	56 55	298	N	Kennesaw St.	71 61										

Non-Div I Games: Pacific Union 93 61

Portland St.

Average RPI Win:	289	WON-LOST	WINNING	LAST 10	STRENGTH OF	OPP. STRENGTH	TEAM	ADJ.	CONF.	ADJ CONF.
Average RPI Loss:	172	RECORD	PCT. RANK	GAMES	SCHEDULE	OF SCHEDULE	RPI	RPI	RPI	RPI
DIV. I ONLY	8- 13	233	3- 7	265	329	288	288	30	30	
DIV. I NON-CONF.	5- 7	205	1- 2	108	286	169	169	30	30	
TOTALS	RPI 1-25	RPI 26-50	W-L RECORDS	RPI 51-100	RPI 101-150	RPI 150+				
8- 13	0- 2	0- 0	OVERALL	0- 1	0- 2	8- 8				
7- 2	0- 0	0- 0	HOME	0- 0	0- 0	7- 2				
0- 11	0- 0	0- 0	AWAY	0- 0	0- 0	0- 1				
1- 0	0- 0	0- 0	NEUTRAL	0- 0	0- 0	1- 0				
5- 7	0- 2	0- 0	NON-CONFERENCE	0- 1	0- 2	5- 2				
4- 0	0- 0	0- 0	HOME	0- 0	0- 0	4- 0				
0- 7	0- 2	0- 0	AWAY	0- 1	0- 2	0- 2				
1- 0	0- 0	0- 0	NEUTRAL	0- 0	0- 0	1- 0				
3- 6	0- 0	0- 0	CONFERENCE	0- 0	0- 0	3- 6				
3- 2	0- 0	0- 0	HOME	0- 0	0- 0	3- 2				
0- 4	0- 0	0- 0	AWAY	0- 0	0- 0	0- 4				
0- 0	0- 0	0- 0	NEUTRAL	0- 0	0- 0	0- 0				

RPI 1-25				RPI 26-50				RPI 51-100				RPI 101+ Team's RPI: 288			
RPI	S	Opponent	Score	RPI	S	Opponent	Score	RPI	S	Opponent	Score	RPI	S	Opponent	Score
15	A	DePaul	62 94					59	A	Texas Tech	43 85	102	A	SFA	64 88
20	A	Texas A&M	62 90									109	A	SMU	54 61
												152	A	Rice	57 68
												199	H	Alabama St.	61 75
												208	H	Texas St.	64 60
												211	H	Texas Southern	62 70
												219	A	Southern U.	72 86
												234	N	Marshall	78 68
												258	H	Bethune-Cookman	66 64
												260	A	UTRGV	74 82
												266	H	Grambling	51 49
												277	A	Mississippi Val.	55 64
												299	A	Alcorn	55 62
												305	H	Nicholls St.	69 67
												313	A	Ark.-Pine Bluff	47 64
												343	H	Sam Houston St.	75 65
												347	H	Jackson St.	73 63
												349	H	Alabama A&M	71 47
LAST 12 Division I GAMES:															
199	H	Alabama St.	61 75	211	H	Texas Southern	62 70								
349	H	Alabama A&M	71 47	299	A	Alcorn	55 62								
313	A	Ark.-Pine Bluff	47 64	219	A	Southern U.	72 86								
277	A	Mississippi Val.	55 64	20	A	Texas A&M	62 90								
266	H	Grambling	51 49	102	A	SFA	64 88								
347	H	Jackson St.	73 63	208	H	Texas St.	64 60								

Non-Div I Games:

Prairie View

Presbyterian

Through Games Of Feb. 3, 2017

Average RPI Win:	277	WON-LOST	WINNING	LAST 10	STRENGTH OF	OPP. STRENGTH	TEAM	ADJ.	CONF.	ADJ CONF.
Average RPI Loss:	159	RECORD	PCT. RANK	GAMES	SCHEDULE	OF SCHEDULE	RPI	RPI	RPI	RPI
DIV. I ONLY	7- 13	249	5- 5	198	306	240	240	28	28	
DIV. I NON-CONF.	2- 9	293	1- 2	91	248	224	224	28	28	
TOTALS	RPI 1-25	RPI 26-50	W-L RECORDS	RPI 51-100	RPI 101-150	RPI 150+				
7- 13	0- 0	0- 1	OVERALL	0- 5	1- 1	6- 6				
3- 5	0- 0	0- 0	HOME	0- 2	1- 0	2- 3				
4- 7	0- 0	0- 1	AWAY	0- 3	0- 1	4- 2				
0- 1	0- 0	0- 0	NEUTRAL	0- 0	0- 0	0- 1				
2- 9	0- 0	0- 1	NON-CONFERENCE	0- 5	0- 1	2- 2				
0- 3	0- 0	0- 0	HOME	0- 2	0- 0	0- 1				
2- 5	0- 0	0- 1	AWAY	0- 3	0- 1	2- 0				
0- 1	0- 0	0- 0	NEUTRAL	0- 0	0- 0	0- 1				
5- 4	0- 0	0- 0	CONFERENCE	0- 0	1- 0	4- 4				
3- 2	0- 0	0- 0	HOME	0- 0	1- 0	2- 2				
2- 2	0- 0	0- 0	AWAY	0- 0	0- 0	2- 2				
0- 0	0- 0	0- 0	NEUTRAL	0- 0	0- 0	0- 0				

RPI S	Opponent	Score	RPI S	Opponent	Score	RPI S	Opponent	Score	RPI S	Opponent	Score	Team's RPI: 240
42	A Virginia Tech	36 67	52	A Indiana	37 71	108	A East Carolina	46 54				
			77	H Belmont	58 83	123	H Radford	58 54				
			80	A Charlotte	63 71	211	N Texas Southern	62 74				
			81	A Gonzaga	39 79	214	H UNC Asheville	60 67				
			92	H Chattanooga	48 56	226	H Campbell	39 49				
						252	A UNCG	69 62				
						271	A Liberty	60 68				
						280	A Gardner-Webb	56 55				
						282	H Charleston So.	50 48				
						306	A High Point	60 87				
						307	H USC Upstate	48 55				
						326	A Winthrop	78 39				
						334	H Longwood	65 55				
						341	A N.C. Central	72 63				
LAST 12 Division I GAMES:												
123	H Radford	58 54	271	A Liberty	60 68							
306	A High Point	60 87	280	A Gardner-Webb	56 55							
214	H UNC Asheville	60 67	334	H Longwood	65 55							
326	A Winthrop	78 39	92	H Chattanooga	48 56							
282	H Charleston So.	50 48	77	H Belmont	58 83							
226	H Campbell	39 49	341	A N.C. Central	72 63							

Non-Div I Games:

Presbyterian

Loss, Non-Conf, S Site, H Home A Away N Neutral

Average RPI Win:	241	WON-LOST	WINNING	LAST 10	STRENGTH OF	OPP. STRENGTH	TEAM	ADJ.	CONF.	ADJ CONF.
Average RPI Loss:	96	RECORD	PCT. RANK	GAMES	SCHEDULE	OF SCHEDULE	RPI	RPI	RPI	RPI
DIV. I ONLY	8- 9	197	5- 5	190	110	204	204	9	9	
DIV. I NON-CONF.	6- 7	182	5- 3	236	74	195	195	10	10	
TOTALS	RPI 1-25	RPI 26-50	W-L RECORDS	RPI 51-100	RPI 101-150	RPI 150+				
8- 9	0- 1	0- 0	OVERALL	0- 3	1- 4	7- 1				
6- 4	0- 0	0- 0	HOME	0- 1	1- 2	5- 1				
2- 5	0- 1	0- 0	AWAY	0- 2	0- 2	2- 0				
0- 0	0- 0	0- 0	NEUTRAL	0- 0	0- 0	0- 0				
6- 7	0- 1	0- 0	NON-CONFERENCE	0- 3	0- 3	6- 0				
4- 2	0- 0	0- 0	HOME	0- 1	0- 1	4- 0				
2- 5	0- 1	0- 0	AWAY	0- 2	0- 2	2- 0				
0- 0	0- 0	0- 0	NEUTRAL	0- 0	0- 0	0- 0				
2- 2	0- 0	0- 0	CONFERENCE	0- 0	1- 1	1- 1				
2- 2	0- 0	0- 0	HOME	0- 0	1- 1	1- 1				
0- 0	0- 0	0- 0	AWAY	0- 0	0- 0	0- 0				
0- 0	0- 0	0- 0	NEUTRAL	0- 0	0- 0	0- 0				

RPI S	Opponent	Score	RPI S	Opponent	Score	RPI S	Opponent	Score	RPI S	Opponent	Score	Team's RPI: 204
17	A Kansas St.	42 60				55	A Georgia Tech	51 67	107	A Delaware	62 66	
						68	A George Washington	45 56	121	A Fordham	55 57	
						73	H Dayton	56 62	125	H Penn	57 62	
									130	H Rider	62 70	
									145	H Yale	74 62	
									170	H Brown	88 98	
									181	H Seton Hall	94 67	
									187	H Rutgers	64 34	
									215	H Dartmouth	85 55	
									250	A UMBC	69 58	
									283	A Lipscomb	71 43	
									324	H Lafayette	65 27	
									345	H Wagner	107 44	
LAST 12 Division I GAMES:												
215	H Dartmouth	85 55	345	H Wagner	107 44							
145	H Yale	74 62	17	A Kansas St.	42 60							
170	H Brown	88 98	121	A Fordham	55 57							
125	H Penn	57 62	324	H Lafayette	65 27							
283	A Lipscomb	71 43	181	H Seton Hall	94 67							
55	A Georgia Tech	51 67	250	A UMBC	69 58							

Non-Div I Games:

Princeton

Providence

Through Games Of Feb. 3, 2017

Average RPI Win:	210	WON-LOST	WINNING	LAST 10	STRENGTH OF	OPP. STRENGTH	TEAM	ADJ.	CONF.	ADJ CONF.
Average RPI Loss:	90	RECORD	PCT. RANK	GAMES	SCHEDULE	OF SCHEDULE	RPI	RPI	RPI	RPI
DIV. I ONLY	10- 13	209	1- 9	110	82	157	157	7	7	
DIV. I NON-CONF.	8- 3	67	0- 0	267	265	102	102	7	7	
TOTALS	RPI 1-25	RPI 26-50	W-L RECORDS	RPI 51-100	RPI 101-150	RPI 150+				
10- 13	0- 3	1- 3	OVERALL	0- 2	1- 1	8- 4				
5- 5	0- 2	1- 1	HOME	0- 1	0- 0	4- 1				
3- 8	0- 1	0- 2	AWAY	0- 1	1- 1	2- 3				
2- 0	0- 0	0- 0	NEUTRAL	0- 0	0- 0	2- 0				
8- 3	0- 0	0- 0	NON-CONFERENCE	0- 0	1- 1	7- 2				
3- 0	0- 0	0- 0	HOME	0- 0	0- 0	3- 0				
3- 3	0- 0	0- 0	AWAY	0- 0	1- 1	2- 2				
2- 0	0- 0	0- 0	NEUTRAL	0- 0	0- 0	2- 0				
2- 10	0- 3	1- 3	CONFERENCE	0- 2	0- 0	1- 2				
2- 5	0- 2	1- 1	HOME	0- 1	0- 0	1- 1				
0- 5	0- 1	0- 2	AWAY	0- 1	0- 0	0- 1				
0- 0	0- 0	0- 0	NEUTRAL	0- 0	0- 0	0- 0				

RPI 1-25				RPI 26-50				RPI 51-100				RPI 101+ Team's RPI: 157			
RPI	S	Opponent	Score	RPI	S	Opponent	Score	RPI	S	Opponent	Score	RPI	S	Opponent	Score
15	A	DePaul	56 61	39	A	Marquette	74 79	69	H	Villanova	59 64	134	A	Hartford	77 65
15	H	DePaul	55 64	39	H	Marquette	66 64	82	A	St. John's (NY)	50 60	142	A	Columbia	64 66
23	H	Creighton	51 58	43	A	Georgetown	70 72					167	A	Boston College	53 57
				43	H	Georgetown	39 71					170	A	Brown	70 77
LAST 12 Division I GAMES:															
43	A	Georgetown	70 72	43	H	Georgetown	39 71					177	H	Xavier	51 54
15	H	DePaul	55 64	69	H	Villanova	59 64					181	A	Seton Hall	43 55
39	H	Marquette	66 64	39	A	Marquette	74 79					197	H	Binghamton	71 58
82	A	St. John's (NY)	50 60	15	A	DePaul	56 61					212	N	Miami (OH)	75 59
181	A	Seton Hall	43 55	225	H	Butler	68 51					217	A	UNCW	65 49
23	H	Creighton	51 58	177	H	Xavier	51 54					225	H	Butler	68 51
												235	A	Monmouth	62 58
												270	H	Colgate	92 85
												276	H	North Dakota St.	86 63
												295	N	Bryant	62 51

Non-Div I Games:

Providence

■ Loss,
 ■ Non-Conf,
 ■ S Site,
 ■ H Home
 ■ A Away
 N Neutral

Average RPI Win: 173	WON-LOST	WINNING	LAST 10	STRENGTH OF	OPP. STRENGTH	TEAM	ADJ.	CONF.	ADJ CONF.
Average RPI Loss: 67	RECORD	PCT. RANK	GAMES	SCHEDULE	OF SCHEDULE	RPI	RPI	RPI	RPI
DIV. I ONLY	14- 9	125	5- 5	79	75	96	96	6	6
DIV. I NON-CONF.	9- 5	112	2- 1	197	102	135	135	6	6
TOTALS	RPI 1-25	RPI 26-50	W-L RECORDS	RPI 51-100	RPI 101-150	RPI 150+			
14- 9	0- 2	2- 2	OVERALL	2- 3	2- 1	8- 1			
8- 4	0- 1	1- 1	HOME	2- 1	0- 0	5- 1			
4- 3	0- 0	1- 1	AWAY	0- 1	2- 1	1- 0			
2- 2	0- 1	0- 0	NEUTRAL	0- 1	0- 0	2- 0			
9- 5	0- 1	0- 0	NON-CONFERENCE	1- 2	2- 1	6- 1			
5- 2	0- 0	0- 0	HOME	1- 1	0- 0	4- 1			
2- 1	0- 0	0- 0	AWAY	0- 0	2- 1	0- 0			
2- 2	0- 1	0- 0	NEUTRAL	0- 1	0- 0	2- 0			
5- 4	0- 1	2- 2	CONFERENCE	1- 1	0- 0	2- 0			
3- 2	0- 1	1- 1	HOME	1- 0	0- 0	1- 0			
2- 2	0- 0	1- 1	AWAY	0- 1	0- 0	1- 0			
0- 0	0- 0	0- 0	NEUTRAL	0- 0	0- 0	0- 0			

RPI 1-25				RPI 26-50				RPI 51-100 Team's RPI: 96				RPI 101+			
RPI	S	Opponent	Score	RPI	S	Opponent	Score	RPI	S	Opponent	Score	RPI	S	Opponent	Score
9	N	Stanford	69 78	27	H	Ohio St.	56 61	52	A	Indiana	60 74	119	A	Maine	47 67
18	H	Maryland	70 85	41	A	Northwestern	60 76	65	H	IUPUI	62 67	129	A	Ball St.	58 42
				47	A	Michigan St.	76 66	69	N	Villanova	44 58	133	A	Pittsburgh	67 61
				47	H	Michigan St.	66 54	79	H	Central Mich.	62 51	164	H	Nebraska	88 45
								98	H	Penn St.	64 51	168	N	Wichita St.	86 49
												171	N	Northeastern	79 54
												201	H	Southern Ill.	61 64
												206	A	Wisconsin	79 57
												259	H	Eastern Mich.	77 50
												270	H	Colgate	71 51
												307	H	USC Upstate	71 41
												341	H	N.C. Central	61 27
LAST 12 Division I GAMES:															
18	H	Maryland	70 85	98	H	Penn St.	64 51								
164	H	Nebraska	88 45	47	H	Michigan St.	66 54								
47	A	Michigan St.	76 66	41	A	Northwestern	60 76								
52	A	Indiana	60 74	65	H	IUPUI	62 67								
27	H	Ohio St.	56 61	259	H	Eastern Mich.	77 50								
206	A	Wisconsin	79 57	341	H	N.C. Central	61 27								

Non-Div I Games:

Purdue

■ Loss,
■ Non-Conf, S Site,
■ Home
■ Away
N Neutral

Quinnipiac

Through Games Of Feb. 3, 2017

Average RPI Win:	191	WON-LOST	WINNING	LAST 10	STRENGTH OF	OPP. STRENGTH	TEAM	ADJ.	CONF.	ADJ CONF.
Average RPI Loss:	107	RECORD	PCT. RANK	GAMES	SCHEDULE	OF SCHEDULE	RPI	RPI	RPI	RPI
DIV. I ONLY	17- 6	44	7- 3	118	159	54	54	17	17	
DIV. I NON-CONF.	7- 3	83	1- 0	8	113	16	16	17	17	
TOTALS	RPI 1-25	RPI 26-50	W-L RECORDS	RPI 51-100	RPI 101-150	RPI 150+				
17- 6	0- 1	0- 2	OVERALL	3- 0	3- 0	11- 3				
8- 1	0- 0	0- 1	HOME	1- 0	1- 0	6- 0				
7- 4	0- 0	0- 0	AWAY	1- 0	2- 0	4- 1				
2- 1	0- 1	0- 0	NEUTRAL	1- 0	0- 0	1- 0				
7- 3	0- 1	0- 2	NON-CONFERENCE	3- 0	1- 0	3- 0				
2- 1	0- 0	0- 1	HOME	1- 0	0- 0	1- 0				
3- 1	0- 0	0- 1	AWAY	1- 0	1- 0	1- 0				
2- 1	0- 1	0- 0	NEUTRAL	1- 0	0- 0	1- 0				
10- 3	0- 0	0- 0	CONFERENCE	0- 0	2- 0	8- 3				
6- 0	0- 0	0- 0	HOME	0- 0	1- 0	5- 0				
4- 3	0- 0	0- 0	AWAY	0- 0	1- 0	3- 3				
0- 0	0- 0	0- 0	NEUTRAL	0- 0	0- 0	0- 0				

RPI 1-25				RPI 26-50				RPI 51-100				Team's RPI: 54	RPI 101+			
RPI	S	Opponent	Score	RPI	S	Opponent	Score	RPI	S	Opponent	Score		RPI	S	Opponent	Score
6	N	Oregon St.	60 75	33	A	Temple	68 71	73	A	Dayton	63 60		130	A	Rider	91 79
				47	H	Michigan St.	54 71	87	H	FGCU	66 56		130	H	Rider	79 53
								94	N	Long Beach St.	63 60		134	A	Hartford	82 59
													151	A	Iona	44 58
													171	H	Northeastern	76 59
													172	A	Fairfield	52 65
													172	H	Fairfield	60 55
													184	N	New Mexico St.	49 46
													196	H	Siena	73 47
													223	A	Niagara	71 64
													223	H	Niagara	61 45
													235	A	Monmouth	58 61
													238	A	Canisius	64 53
													251	H	Manhattan	81 38
													311	A	Saint Peter's	84 51
													311	H	Saint Peter's	82 47
													314	A	Holy Cross	78 55
LAST 12 Division I GAMES:																
				172	A	Fairfield	52 65					251	H	Manhattan	81 38	
				151	A	Iona	44 58					238	A	Canisius	64 53	
				223	H	Niagara	61 45					223	A	Niagara	71 64	
				130	H	Rider	79 53					311	H	Saint Peter's	82 47	
				235	A	Monmouth	58 61					130	A	Rider	91 79	
				172	H	Fairfield	60 55					94	N	Long Beach St.	63 60	

Non-Div I Games:

Quinnipiac

Loss, Non-Conf, S Site, H Home A Away N Neutral

Average RPI Win:	254	WON-LOST	WINNING	LAST 10	STRENGTH OF	OPP. STRENGTH	TEAM	ADJ.	CONF.	ADJ CONF.
Average RPI Loss:	145	RECORD	PCT. RANK	GAMES	SCHEDULE	OF SCHEDULE	RPI	RPI	RPI	RPI
DIV. I ONLY	13- 5	60	7- 2	316	198	123	123	28	28	
DIV. I NON-CONF.	6- 3	97	0- 2	257	29	87	87	28	28	
TOTALS	RPI 1-25	RPI 26-50	W-L RECORDS	RPI 51-100	RPI 101-150	RPI 150+				
13- 5	0- 1	0- 1	OVERALL	1- 0	0- 1	12- 2				
6- 0	0- 0	0- 0	HOME	0- 0	0- 0	6- 0				
7- 5	0- 0	0- 1	AWAY	1- 0	0- 0	6- 0				
0- 0	0- 0	0- 0	NEUTRAL	0- 0	0- 0	0- 0				
6- 3	0- 1	0- 1	NON-CONFERENCE	1- 0	0- 1	5- 0				
2- 0	0- 0	0- 0	HOME	0- 0	0- 0	2- 0				
4- 3	0- 1	0- 1	AWAY	1- 0	0- 1	3- 0				
0- 0	0- 0	0- 0	NEUTRAL	0- 0	0- 0	0- 0				
7- 2	0- 0	0- 0	CONFERENCE	0- 0	0- 0	7- 2				
4- 0	0- 0	0- 0	HOME	0- 0	0- 0	4- 0				
3- 2	0- 0	0- 0	AWAY	0- 0	0- 0	3- 2				
0- 0	0- 0	0- 0	NEUTRAL	0- 0	0- 0	0- 0				

RPI 1-25				RPI 26-50				RPI 51-100				RPI 101+ Team's RPI: 123			
RPI	S	Opponent	Score	RPI	S	Opponent	Score	RPI	S	Opponent	Score	RPI	S	Opponent	Score
16	A	Kentucky	36 59	42	A	Virginia Tech	52 71	62	A	Wake Forest	68 60	146	A	George Mason	56 70
												186	A	Appalachian St.	57 54
												214	A	UNC Asheville	64 62
												226	A	Campbell	61 42
												240	A	Presbyterian	54 58
												252	A	UNCG	70 54
												257	H	Tennessee Tech	79 46
												271	H	Liberty	76 68
												280	H	Gardner-Webb	67 57
												282	A	Charleston So.	45 57
												292	A	Davidson	44 40
												297	H	Western Caro.	67 39
												306	H	High Point	59 56
												326	A	Winthrop	60 50
												334	H	Longwood	73 55
LAST 12 Division I GAMES:															
240	A	Presbyterian	54 58	226	A	Campbell	61 42								
214	A	UNC Asheville	64 62	326	A	Winthrop	60 50								
271	H	Liberty	76 68	280	H	Gardner-Webb	67 57								
282	A	Charleston So.	45 57	42	A	Virginia Tech	52 71								
306	H	High Point	59 56	16	A	Kentucky	36 59								
334	H	Longwood	73 55	62	A	Wake Forest	68 60								

Non-Div I Games: Concord 78 51 Davis & Elkins 67 57

Radford

Loss, Non-Conf, S Site, H Home A Away N Neutral

Rhode Island

Through Games Of Feb. 3, 2017

Average RPI Win:	244	WON-LOST	WINNING	LAST 10	STRENGTH OF	OPP. STRENGTH	TEAM	ADJ.	CONF.	ADJ CONF.
Average RPI Loss:	152	RECORD	PCT. RANK	GAMES	SCHEDULE	OF SCHEDULE	RPI	RPI	RPI	RPI
DIV. I ONLY	4- 18	321	0- 10	148	209	290	290	12	12	
DIV. I NON-CONF.	4- 8	230	0- 2	201	211	237	237	13	13	
TOTALS	RPI 1-25	RPI 26-50	W-L RECORDS	RPI 51-100	RPI 101-150	RPI 150+				
4- 18	0- 0	0- 2	OVERALL	0- 2	0- 6	4- 8				
2- 8	0- 0	0- 1	HOME	0- 0	0- 4	2- 3				
2- 9	0- 0	0- 1	AWAY	0- 2	0- 2	2- 4				
0- 1	0- 0	0- 0	NEUTRAL	0- 0	0- 0	0- 1				
4- 8	0- 0	0- 2	NON-CONFERENCE	0- 1	0- 2	4- 3				
2- 3	0- 0	0- 1	HOME	0- 0	0- 1	2- 1				
2- 4	0- 0	0- 1	AWAY	0- 1	0- 1	2- 1				
0- 1	0- 0	0- 0	NEUTRAL	0- 0	0- 0	0- 1				
0- 10	0- 0	0- 0	CONFERENCE	0- 1	0- 4	0- 5				
0- 5	0- 0	0- 0	HOME	0- 0	0- 3	0- 2				
0- 5	0- 0	0- 0	AWAY	0- 1	0- 1	0- 3				
0- 0	0- 0	0- 0	NEUTRAL	0- 0	0- 0	0- 0				

RPI 1-25				RPI 26-50				RPI 51-100				RPI 101+				Team's RPI: 290	
RPI	S	Opponent	Score	RPI	S	Opponent	Score	RPI	S	Opponent	Score	RPI	S	Opponent	Score		
				37	A	Syracuse	49 95	73	A	Dayton	51 81	110	H	Saint Louis	50 68		
				47	H	Michigan St.	48 85	88	A	Toledo	50 65	118	A	VCU	57 68		
												121	H	Fordham	69 74		
												125	H	Penn	43 75		
												137	H	Saint Joseph's	49 75		
												138	A	Kansas	36 72		
												159	A	La Salle	51 70		
												159	H	La Salle	49 58		
												170	A	Brown	65 76		
												172	A	Fairfield	72 65		
												215	H	Dartmouth	52 62		
												221	A	St. Bonaventure	69 78		
												231	H	Samford	78 63		
												236	H	Marist	82 61		
												241	H	Richmond	53 58		
												278	A	Massachusetts	67 68		
												295	N	Bryant	56 62		
												337	A	UMass Lowell	64 57		
LAST 12 Division I GAMES:																	
				159	H	La Salle	49 58	159	A	La Salle	51 70						
				73	A	Dayton	51 81	278	A	Massachusetts	67 68						
				137	H	Saint Joseph's	49 75	121	H	Fordham	69 74						
				110	H	Saint Louis	50 68	221	A	St. Bonaventure	69 78						
				118	A	VCU	57 68	215	H	Dartmouth	52 62						
				241	H	Richmond	53 58	138	A	Kansas	36 72						

Non-Div I Games:

Rhode Island

■ Loss,
■ Non-Conf,
■ S Site,
■ H Home
■ A Away
N Neutral

Average RPI Win:	251	WON-LOST	WINNING	LAST 10	STRENGTH OF	OPP. STRENGTH	TEAM	ADJ.	CONF.	ADJ CONF.
Average RPI Loss:	107	RECORD	PCT. RANK	GAMES	SCHEDULE	OF SCHEDULE	RPI	RPI	RPI	RPI
DIV. I ONLY	11- 8	135	3- 6	225	207	152	152	15	15	
DIV. I NON-CONF.	8- 2	49	2- 0	327	316	131	131	16	16	
TOTALS	RPI 1-25	RPI 26-50	W-L RECORDS	RPI 51-100	RPI 101-150	RPI 150+				
11- 8	0- 0	0- 2	OVERALL	1- 2	1- 2	9- 2				
5- 3	0- 0	0- 0	HOME	0- 1	1- 1	4- 1				
6- 5	0- 0	0- 2	AWAY	1- 1	0- 1	5- 1				
0- 0	0- 0	0- 0	NEUTRAL	0- 0	0- 0	0- 0				
8- 2	0- 0	0- 2	NON-CONFERENCE	0- 0	0- 0	8- 0				
4- 0	0- 0	0- 0	HOME	0- 0	0- 0	4- 0				
4- 2	0- 0	0- 2	AWAY	0- 0	0- 0	4- 0				
0- 0	0- 0	0- 0	NEUTRAL	0- 0	0- 0	0- 0				
3- 6	0- 0	0- 0	CONFERENCE	1- 2	1- 2	1- 2				
1- 3	0- 0	0- 0	HOME	0- 1	1- 1	0- 1				
2- 3	0- 0	0- 0	AWAY	1- 1	0- 1	1- 1				
0- 0	0- 0	0- 0	NEUTRAL	0- 0	0- 0	0- 0				

RPI 1-25				RPI 26-50				RPI 51-100				RPI 101+				Team's RPI: 152	
RPI	S	Opponent	Score	RPI	S	Opponent	Score	RPI	S	Opponent	Score	RPI	S	Opponent	Score		
				28	A	LSU	55 66	80	A	Charlotte	55 52	120	H	Southern Miss.	76 68		
				46	A	Oklahoma St.	51 65	80	H	Charlotte	51 69	128	A	Old Dominion	66 81		
								84	A	Middle Tenn.	61 71	128	H	Old Dominion	47 59		
												173	H	Louisiana Tech	67 70		
												191	A	UAB	61 62		
												211	A	Texas Southern	52 49		
												213	H	Grand Canyon	64 50		
												216	A	North Texas	51 49		
												287	H	A&M-Corpus Christi	70 36		
												288	H	Prairie View	68 57		
												331	A	La.-Monroe	93 50		
												335	A	Incarinate Word	60 43		
												339	A	Houston Baptist	79 53		
												343	H	Sam Houston St.	77 51		
LAST 12 Division I GAMES:																	
				80	A	Charlotte	55 52	84	A	Middle Tenn.	61 71						
				128	A	Old Dominion	66 81	80	H	Charlotte	51 69						
				120	H	Southern Miss.	76 68	128	H	Old Dominion	47 59						
				173	H	Louisiana Tech	67 70	331	A	La.-Monroe	93 50						
				216	A	North Texas	51 49	287	H	A&M-Corpus Christi	70 36						
				191	A	UAB	61 62	211	A	Texas Southern	52 49						

Non-Div I Games: Huston-Tillotson 96 62

Rice

Average RPI Win:	267	WON-LOST	WINNING	LAST 10	STRENGTH OF	OPP. STRENGTH	TEAM	ADJ.	CONF.	ADJ CONF.
Average RPI Loss:	129	RECORD	PCT. RANK	GAMES	SCHEDULE	OF SCHEDULE	RPI	RPI	RPI	RPI
DIV. I ONLY	10- 13	209	4- 6	267	192	241	241	12	12	
DIV. I NON-CONF.	6- 7	182	2- 0	271	299	246	246	13	13	
TOTALS	RPI 1-25	RPI 26-50	W-L RECORDS	RPI 51-100	RPI 101-150	RPI 150+				
10- 13	0- 0	0- 0	OVERALL	0- 1	1- 10	9- 2				
4- 7	0- 0	0- 0	HOME	0- 1	1- 5	3- 1				
4- 5	0- 0	0- 0	AWAY	0- 0	0- 5	4- 0				
2- 1	0- 0	0- 0	NEUTRAL	0- 0	0- 0	2- 1				
6- 7	0- 0	0- 0	NON-CONFERENCE	0- 1	0- 5	6- 1				
2- 4	0- 0	0- 0	HOME	0- 1	0- 3	2- 0				
2- 2	0- 0	0- 0	AWAY	0- 0	0- 2	2- 0				
2- 1	0- 0	0- 0	NEUTRAL	0- 0	0- 0	2- 1				
4- 6	0- 0	0- 0	CONFERENCE	0- 0	1- 5	3- 1				
2- 3	0- 0	0- 0	HOME	0- 0	1- 2	1- 1				
2- 3	0- 0	0- 0	AWAY	0- 0	0- 3	2- 0				
0- 0	0- 0	0- 0	NEUTRAL	0- 0	0- 0	0- 0				

RPI 1-25				RPI 26-50				RPI 51-100				RPI 101+				Team's RPI: 241	
RPI	S	Opponent	Score	RPI	S	Opponent	Score	RPI	S	Opponent	Score	RPI	S	Opponent	Score		
								63	H	Virginia	56	63	108	H	East Carolina	60	71
												115	A	Duquesne	61	73	
												118	A	VCU	55	62	
												118	H	VCU	55	57	
												121	A	Fordham	41	67	
												124	A	William & Mary	39	67	
												125	H	Penn	44	47	
												137	H	Saint Joseph's	70	52	
												141	A	Hampton	45	72	
												142	H	Columbia	58	65	
												146	H	George Mason	50	54	
												159	H	La Salle	58	63	
												186	H	Appalachian St.	55	46	
												192	N	Cleveland St.	65	69	
												221	H	St. Bonaventure	61	54	
												248	A	Furman	54	48	
												271	N	Liberty	63	54	
												290	A	Rhode Island	58	53	
												292	A	Davidson	61	52	
												328	A	Fla. Atlantic	77	67	
												346	N	Florida A&M	64	51	
												348	H	Morgan St.	54	37	
LAST 12 Division I GAMES:																	
118	H	VCU	55	57	121	A	Fordham	41	67								
292	A	Davidson	61	52	221	H	St. Bonaventure	61	54								
115	A	Duquesne	61	73	118	A	VCU	55	62								
146	H	George Mason	50	54	137	H	Saint Joseph's	70	52								
159	H	La Salle	58	63	348	H	Morgan St.	54	37								
290	A	Rhode Island	58	53	248	A	Furman	54	48								

Non-Div I Games:

Richmond

■ Loss,
■ Non-Conf,
■ S Site,
■ H Home
■ A Away
N Neutral

Average RPI Win:	242	WON-LOST	WINNING	LAST 10	STRENGTH OF	OPP. STRENGTH	TEAM	ADJ.	CONF.	ADJ CONF.
Average RPI Loss:	136	RECORD	PCT. RANK	GAMES	SCHEDULE	OF SCHEDULE	RPI	RPI	RPI	RPI
DIV. I ONLY	16- 6	52	8- 2	296	215	130	130	17	17	
DIV. I NON-CONF.	6- 3	97	1- 0	298	281	149	149	17	17	
TOTALS	RPI 1-25	RPI 26-50	W-L RECORDS	RPI 51-100	RPI 101-150	RPI 150+				
16- 6	0- 0	0- 0	OVERALL	0- 2	0- 1	16- 3				
6- 2	0- 0	0- 0	HOME	0- 1	0- 0	6- 1				
10- 3	0- 0	0- 0	AWAY	0- 1	0- 1	10- 1				
0- 1	0- 0	0- 0	NEUTRAL	0- 0	0- 0	0- 1				
6- 3	0- 0	0- 0	NON-CONFERENCE	0- 0	0- 1	6- 2				
3- 0	0- 0	0- 0	HOME	0- 0	0- 0	3- 0				
3- 2	0- 0	0- 0	AWAY	0- 0	0- 1	3- 1				
0- 1	0- 0	0- 0	NEUTRAL	0- 0	0- 0	0- 1				
10- 3	0- 0	0- 0	CONFERENCE	0- 2	0- 0	10- 1				
3- 2	0- 0	0- 0	HOME	0- 1	0- 0	3- 1				
7- 1	0- 0	0- 0	AWAY	0- 1	0- 0	7- 0				
0- 0	0- 0	0- 0	NEUTRAL	0- 0	0- 0	0- 0				

RPI 1-25				RPI 26-50				RPI 51-100				RPI 101+ Team's RPI: 130			
RPI	S	Opponent	Score	RPI	S	Opponent	Score	RPI	S	Opponent	Score	RPI	S	Opponent	Score
								54	A	Quinnipiac	53 79	135	A	UCF	30 49
								54	H	Quinnipiac	79 91	151	H	Iona	85 65
												153	A	Towson	79 75
												159	H	La Salle	74 61
												172	H	Fairfield	67 68
												181	A	Seton Hall	81 89
												196	A	Siena	62 61
												204	A	Princeton	70 62
												221	N	St. Bonaventure	47 60
												223	A	Niagara	78 58
												235	A	Monmouth	71 69
												236	A	Marist	69 56
												238	A	Canisius	71 70
												251	A	Manhattan	53 36
												251	H	Manhattan	73 64
												308	A	Lehigh	75 68
												311	A	Saint Peter's	56 43
												311	H	Saint Peter's	47 46
												321	H	St. Francis Brooklyn	77 60
												324	H	Lafayette	76 58
LAST 12 Division I GAMES:															
				235	A	Monmouth	71 69					236	A	Marist	69 56
				311	H	Saint Peter's	47 46					196	A	Siena	62 61
				251	H	Manhattan	73 64					251	A	Manhattan	53 36
				54	A	Quinnipiac	53 79					151	H	Iona	85 65
				311	A	Saint Peter's	56 43					54	H	Quinnipiac	79 91
				172	H	Fairfield	67 68					321	H	St. Francis Brooklyn	77 60

Non-Div I Games:

Rider

■ Loss,
 ■ Non-Conf,
 ■ S Site,
 ■ H Home
 ■ A Away
 N Neutral

Average RPI Win:	290	WON-LOST	WINNING	LAST 10	STRENGTH OF	OPP. STRENGTH	TEAM	ADJ.	CONF.	ADJ CONF.
Average RPI Loss:	184	RECORD	PCT. RANK	GAMES	SCHEDULE	OF SCHEDULE	RPI	RPI	RPI	RPI
DIV. I ONLY	11- 9	138	7- 3	326	324	227	227	31	31	
DIV. I NON-CONF.	4- 6	209	1- 1	292	213	219	219	32	32	
TOTALS	RPI 1-25	RPI 26-50	W-L RECORDS	RPI 51-100	RPI 101-150	RPI 150+				
11- 9	0- 0	0- 0	OVERALL	0- 1	1- 3	10- 5				
4- 3	0- 0	0- 0	HOME	0- 0	0- 0	4- 3				
7- 5	0- 0	0- 0	AWAY	0- 1	1- 2	6- 2				
0- 1	0- 0	0- 0	NEUTRAL	0- 0	0- 1	0- 0				
4- 6	0- 0	0- 0	NON-CONFERENCE	0- 1	1- 3	3- 2				
1- 1	0- 0	0- 0	HOME	0- 0	0- 0	1- 1				
3- 4	0- 0	0- 0	AWAY	0- 1	1- 2	2- 1				
0- 1	0- 0	0- 0	NEUTRAL	0- 0	0- 1	0- 0				
7- 3	0- 0	0- 0	CONFERENCE	0- 0	0- 0	7- 3				
3- 2	0- 0	0- 0	HOME	0- 0	0- 0	3- 2				
4- 1	0- 0	0- 0	AWAY	0- 0	0- 0	4- 1				
0- 0	0- 0	0- 0	NEUTRAL	0- 0	0- 0	0- 0				

RPI 1-25				RPI 26-50				RPI 51-100				RPI 101+ Team's RPI: 227					
RPI	S	Opponent	Score	RPI	S	Opponent	Score	RPI	S	Opponent	Score	RPI	S	Opponent	Score		
								53	A	Iowa	60	81	107	A	Delaware	65	67
													111	A	Vanderbilt	59	75
													112	A	Kent St.	68	65
													140	N	Stetson	60	68
													203	A	Sacred Heart	59	69
													220	A	Saint Francis (PA)	70	68
													220	H	Saint Francis (PA)	55	70
													235	H	Monmouth	56	69
													239	H	Howard	59	42
													269	A	FIU	57	59
													295	H	Bryant	62	46
													301	H	Central Conn. St.	55	46
													321	H	St. Francis Brooklyn	49	56
													324	A	Lafayette	62	51
													325	A	Mt. St. Mary's	50	44
													333	H	LIU Brooklyn	83	42
													344	A	Fairleigh Dickinson	66	64
													345	A	Wagner	82	63
													348	A	Morgan St.	58	44
LAST 12 Division I GAMES:																	
220	A	Saint Francis (PA)	70	68	333	H	LIU Brooklyn	83	42								
325	A	Mt. St. Mary's	50	44	321	H	St. Francis Brooklyn	49	56								
301	H	Central Conn. St.	55	46	344	A	Fairleigh Dickinson	66	64								
295	H	Bryant	62	46	203	A	Sacred Heart	59	69								
220	H	Saint Francis (PA)	55	70	348	A	Morgan St.	58	44								
345	A	Wagner	82	63	53	A	Iowa	60	81								

Non-Div I Games: Point Park 69 52

Robert Morris

■ Loss,
 ■ Non-Conf,
 ■ S Site,
 ■ H Home
 ■ A Away
 N Neutral

Average RPI Win:	146	WON-LOST	WINNING	LAST 10	STRENGTH OF	OPP. STRENGTH	TEAM	ADJ.	CONF.	ADJ CONF.
Average RPI Loss:	79	RECORD	PCT. RANK	GAMES	SCHEDULE	OF SCHEDULE	RPI	RPI	RPI	RPI
DIV. I ONLY	6- 17	291	3- 7	32	56	187	187	6	6	
DIV. I NON-CONF.	3- 10	280	1- 1	20	55	191	191	6	6	
TOTALS	RPI 1-25	RPI 26-50	W-L RECORDS	RPI 51-100	RPI 101-150	RPI 150+				
6- 17	0- 3	2- 4	OVERALL	1- 6	0- 0	3- 4				
6- 6	0- 1	2- 3	HOME	1- 2	0- 0	3- 0				
0- 11	0- 2	0- 1	AWAY	0- 4	0- 0	0- 4				
0- 0	0- 0	0- 0	NEUTRAL	0- 0	0- 0	0- 0				
3- 10	0- 2	1- 2	NON-CONFERENCE	0- 4	0- 0	2- 2				
3- 4	0- 1	1- 2	HOME	0- 1	0- 0	2- 0				
0- 6	0- 1	0- 0	AWAY	0- 3	0- 0	0- 2				
0- 0	0- 0	0- 0	NEUTRAL	0- 0	0- 0	0- 0				
3- 7	0- 1	1- 2	CONFERENCE	1- 2	0- 0	1- 2				
3- 2	0- 0	1- 1	HOME	1- 1	0- 0	1- 0				
0- 5	0- 1	0- 1	AWAY	0- 1	0- 0	0- 2				
0- 0	0- 0	0- 0	NEUTRAL	0- 0	0- 0	0- 0				

RPI 1-25				RPI 26-50				RPI 51-100				RPI 101+				Team's RPI: 187	
RPI	S	Opponent	Score	RPI	S	Opponent	Score	RPI	S	Opponent	Score	RPI	S	Opponent	Score		
11	H	Duke	32 68	33	H	Temple	37 48	53	A	Iowa	57 71	164	A	Nebraska	58 62		
18	A	Maryland	71 80	34	A	Michigan	50 63	53	H	Iowa	59 71	179	A	Houston	51 53		
25	A	Elon	54 66	41	H	Northwestern	37 55	62	A	Wake Forest	43 55	181	H	Seton Hall	53 45		
				44	H	James Madison	76 82	63	A	Virginia	54 62	183	A	Illinois	41 78		
				47	H	Michigan St.	62 58	82	A	St. John's (NY)	39 65	204	A	Princeton	34 64		
				48	H	Bucknell	57 53	92	H	Chattanooga	53 66	206	H	Wisconsin	68 52		
								98	H	Penn St.	61 45	295	H	Bryant	50 42		
LAST 12 Division I GAMES:																	
				53	A	Iowa	57 71	183	A	Illinois	41 78						
				41	H	Northwestern	37 55	206	H	Wisconsin	68 52						
				18	A	Maryland	71 80	98	H	Penn St.	61 45						
				53	H	Iowa	59 71	34	A	Michigan	50 63						
				47	H	Michigan St.	62 58	33	H	Temple	37 48						
				164	A	Nebraska	58 62	181	H	Seton Hall	53 45						

Non-Div I Games:

Rutgers

■ Loss,
 ■ Non-Conf,
 ■ S Site,
 ■ H Home
 ■ A Away
 N Neutral

SFA										
Average RPI Win:	249	WON-LOST	WINNING	LAST 10	STRENGTH OF	OPP. STRENGTH	TEAM	ADJ.	CONF.	ADJ CONF.
Average RPI Loss:	66	RECORD	PCT. RANK	GAMES	SCHEDULE	OF SCHEDULE	RPI	RPI	RPI	RPI
DIV. I ONLY	14- 3	17	9- 1	298	244	102	102	27	27	
DIV. I NON-CONF.	6- 2	63	2- 0	174	124	53	53	27	27	
<hr/>										
TOTALS	RPI 1-25	RPI 26-50	W-L RECORDS	RPI 51-100	RPI 101-150	RPI 150+				
14- 3	0- 1	0- 0	OVERALL	1- 1	2- 1	11- 0				
6- 1	0- 0	0- 0	HOME	0- 0	0- 1	6- 0				
8- 2	0- 1	0- 0	AWAY	1- 1	2- 0	5- 0				
0- 0	0- 0	0- 0	NEUTRAL	0- 0	0- 0	0- 0				
6- 2	0- 1	0- 0	NON-CONFERENCE	1- 1	1- 0	4- 0				
2- 0	0- 0	0- 0	HOME	0- 0	0- 0	2- 0				
4- 2	0- 1	0- 0	AWAY	1- 1	1- 0	2- 0				
0- 0	0- 0	0- 0	NEUTRAL	0- 0	0- 0	0- 0				
8- 1	0- 0	0- 0	CONFERENCE	0- 0	1- 1	7- 0				
4- 1	0- 0	0- 0	HOME	0- 0	0- 1	4- 0				
4- 0	0- 0	0- 0	AWAY	0- 0	1- 0	3- 0				
0- 0	0- 0	0- 0	NEUTRAL	0- 0	0- 0	0- 0				

RPI 1-25				RPI 26-50				RPI 51-100				RPI 101+ Team's RPI: 102			
RPI	S	Opponent	Score	RPI	S	Opponent	Score	RPI	S	Opponent	Score	RPI	S	Opponent	Score
20	A	Texas A&M	48 63					51	A	UT Arlington	65 60	113	H	Central Ark.	63 67
								66	A	South Dakota	74 80	114	A	Abilene Christian	70 61
												146	A	George Mason	77 76
												173	A	Louisiana Tech	60 58
												193	H	New Orleans	88 61
												279	A	McNeese	96 65
												287	H	A&M-Corpus Christi	64 56
												288	H	Prairie View	88 64
												294	A	Coppin St.	72 57
												305	H	Nicholls St.	80 55
												332	H	Montana	54 46
												335	A	Incarinate Word	94 75
												339	H	Houston Baptist	86 49
												343	A	Sam Houston St.	83 65
<hr/>															
LAST 12 Division I GAMES:															
343	A	Sam Houston St.	83 65	287	H	A&M-Corpus Christi	64 56								
193	H	New Orleans	88 61	279	A	McNeese	96 65								
113	H	Central Ark.	63 67	339	H	Houston Baptist	86 49								
335	A	Incarinate Word	94 75	288	H	Prairie View	88 64								
305	H	Nicholls St.	80 55	332	H	Montana	54 46								
114	A	Abilene Christian	70 61	173	A	Louisiana Tech	60 58								

Non-Div I Games: Okla. Panhandle 77 43 Tex. Permian Basin 89 70 LSU-Shreveport 93 56

SFA

Loss, Non-Conf, S Site, H Home A Away N Neutral

Average RPI Win:	274	WON-LOST	WINNING	LAST 10	STRENGTH OF	OPP. STRENGTH	TEAM	ADJ.	CONF.	ADJ CONF.
Average RPI Loss:	144	RECORD	PCT. RANK	GAMES	SCHEDULE	OF SCHEDULE	RPI	RPI	RPI	RPI
DIV. I ONLY	8- 14	242	5- 5	128	313	209	209	26	26	
DIV. I NON-CONF.	3- 9	275	1- 1	48	291	210	210	26	26	
TOTALS	RPI 1-25	RPI 26-50	W-L RECORDS	RPI 51-100	RPI 101-150	RPI 150+				
8- 14	0- 0	0- 2	OVERALL	0- 4	0- 3	8- 5				
5- 2	0- 0	0- 0	HOME	0- 1	0- 0	5- 1				
2- 9	0- 0	0- 2	AWAY	0- 2	0- 2	2- 3				
1- 3	0- 0	0- 0	NEUTRAL	0- 1	0- 1	1- 1				
3- 9	0- 0	0- 2	NON-CONFERENCE	0- 3	0- 3	3- 1				
2- 1	0- 0	0- 0	HOME	0- 1	0- 0	2- 0				
0- 5	0- 0	0- 2	AWAY	0- 1	0- 2	0- 0				
1- 3	0- 0	0- 0	NEUTRAL	0- 1	0- 1	1- 1				
5- 5	0- 0	0- 0	CONFERENCE	0- 1	0- 0	5- 4				
3- 1	0- 0	0- 0	HOME	0- 0	0- 0	3- 1				
2- 4	0- 0	0- 0	AWAY	0- 1	0- 0	2- 3				
0- 0	0- 0	0- 0	NEUTRAL	0- 0	0- 0	0- 0				

RPI S	Opponent	Score	RPI S	Opponent	Score	RPI S	Opponent	Score	RPI S	Opponent	Score	Team's RPI: 209
31	A Missouri	60 72	66	N South Dakota	68 75	110	A Saint Louis	49 90				
40	A South Dakota St.	49 82	77	A Belmont	67 94	111	N Vanderbilt	63 73				
			85	A Northern Ill.	78 97	140	A Stetson	68 78				
			90	H Western Ill.	74 76	195	A Morehead St.	66 69				
						201	H Southern Ill.	60 59				
						232	H Tennessee St.	73 52				
						249	H Murray St.	77 84				
						254	A Austin Peay	62 85				
						257	H Tennessee Tech	60 49				
						258	N Bethune-Cookman	78 83				
						264	A UT Martin	70 68				
						286	H Southeast Mo. St.	70 69				
						304	A Eastern Ill.	75 59				
						309	A Eastern Ky.	63 75				
						317	H Illinois St.	92 80				
						330	N Utah Valley	71 64				
LAST 12 Division I GAMES:												
77	A Belmont	67 94	254	A Austin Peay	62 85							
304	A Eastern Ill.	75 59	195	A Morehead St.	66 69							
232	H Tennessee St.	73 52	309	A Eastern Ky.	63 75							
264	A UT Martin	70 68	257	H Tennessee Tech	60 49							
286	H Southeast Mo. St.	70 69	317	H Illinois St.	92 80							
249	H Murray St.	77 84	258	N Bethune-Cookman	78 83							

Non-Div I Games: Mo.-St. Louis 59 49

SIUE

■ Loss,
 ■ Non-Conf,
 ■ S Site,
 ■ H Home
 ■ A Away
 N Neutral

SMU				STRENGTH OF SCHEDULE	OPP. STRENGTH OF SCHEDULE	TEAM RPI	ADJ. RPI	CONF. RPI	ADJ CONF. RPI
Average RPI Win:	188	WON-LOST RECORD	WINNING PCT. RANK						
Average RPI Loss:	83		LAST 10 GAMES						
DIV. I ONLY	12- 10	141	4- 6	82	64	109	109	5	5
DIV. I NON-CONF.	9- 4	85	3- 0	150	91	78	78	5	5

TOTALS	RPI 1-25	RPI 26-50	W-L RECORDS	RPI 51-100	RPI 101-150	RPI 150+			
12- 10	1- 3	0- 1	OVERALL	0- 1	1- 4	10- 1			
8- 3	1- 2	0- 1	HOME	0- 0	0- 0	7- 0			
2- 6	0- 0	0- 0	AWAY	0- 1	1- 4	1- 1			
2- 1	0- 1	0- 0	NEUTRAL	0- 0	0- 0	2- 0			
9- 4	1- 1	0- 0	NON-CONFERENCE	0- 1	1- 2	7- 0			
6- 0	1- 0	0- 0	HOME	0- 0	0- 0	5- 0			
1- 3	0- 0	0- 0	AWAY	0- 1	1- 2	0- 0			
2- 1	0- 1	0- 0	NEUTRAL	0- 0	0- 0	2- 0			
3- 6	0- 2	0- 1	CONFERENCE	0- 0	0- 2	3- 1			
2- 3	0- 2	0- 1	HOME	0- 0	0- 0	2- 0			
1- 3	0- 0	0- 0	AWAY	0- 0	0- 2	1- 1			
0- 0	0- 0	0- 0	NEUTRAL	0- 0	0- 0	0- 0			

RPI 1-25				RPI 26-50				RPI 51-100				RPI 101+ Team's RPI: 109			
RPI	S	Opponent	Score	RPI	S	Opponent	Score	RPI	S	Opponent	Score	RPI	S	Opponent	Score
1	H	UConn	48 88	35	H	Tulane	59 71	78	A	Colorado	50 67	108	A	East Carolina	57 58
4	N	Mississippi St.	42 91									138	A	Kansas	75 63
20	H	Texas A&M	54 53									139	A	Tulsa	59 66
21	H	South Fla.	51 52									143	A	TCU	67 76
												150	A	New Mexico	49 64
												155	A	Cincinnati	65 67
												155	H	Cincinnati	64 47
												167	N	Boston College	72 64
												179	A	Houston	66 45
												188	H	Memphis	53 44
												208	H	Texas St.	64 56
												211	H	Texas Southern	61 36
												216	H	North Texas	65 51
												222	H	Seattle U	77 43
												266	N	Grambling	56 36
												288	H	Prairie View	61 54
LAST 12 Division I GAMES:															
188	H	Memphis	53 44	35	H	Tulane	59 71								
139	A	Tulsa	59 66	108	A	East Carolina	57 58								
21	H	South Fla.	51 52	155	H	Cincinnati	64 47								
179	A	Houston	66 45	222	H	Seattle U	77 43								
155	A	Cincinnati	65 67	211	H	Texas Southern	61 36								
1	H	UConn	48 88	266	N	Grambling	56 36								

Non-Div I Games:

SMU

■ Loss,
 ■ Non-Conf,
 ■ S Site,
 ■ H Home
 ■ A Away
 N Neutral

Average RPI Win:	271	WON-LOST	WINNING	LAST 10	STRENGTH OF	OPP. STRENGTH	TEAM	ADJ.	CONF.	ADJ CONF.
Average RPI Loss:	157	RECORD	PCT. RANK	GAMES	SCHEDULE	OF SCHEDULE	RPI	RPI	RPI	RPI
DIV. I ONLY	7- 12	240	4- 6	241	255	263	263	18	18	
DIV. I NON-CONF.	3- 7	250	1- 2	254	251	300	300	18	18	
TOTALS	RPI 1-25	RPI 26-50	W-L RECORDS	RPI 51-100	RPI 101-150	RPI 150+				
7- 12	0- 0	0- 1	OVERALL	0- 2	0- 3	7- 6				
4- 5	0- 0	0- 0	HOME	0- 1	0- 2	4- 2				
3- 5	0- 0	0- 1	AWAY	0- 1	0- 1	3- 2				
0- 2	0- 0	0- 0	NEUTRAL	0- 0	0- 0	0- 2				
3- 7	0- 0	0- 1	NON-CONFERENCE	0- 1	0- 1	3- 4				
2- 3	0- 0	0- 0	HOME	0- 1	0- 1	2- 1				
1- 2	0- 0	0- 1	AWAY	0- 0	0- 0	1- 1				
0- 2	0- 0	0- 0	NEUTRAL	0- 0	0- 0	0- 2				
4- 5	0- 0	0- 0	CONFERENCE	0- 1	0- 2	4- 2				
2- 2	0- 0	0- 0	HOME	0- 0	0- 1	2- 1				
2- 3	0- 0	0- 0	AWAY	0- 1	0- 1	2- 1				
0- 0	0- 0	0- 0	NEUTRAL	0- 0	0- 0	0- 0				

RPI 1-25	RPI 26-50	RPI 51-100	RPI 101+ Team's RPI: 263
RPI S Opponent Score	RPI S Opponent Score	RPI S Opponent Score	RPI S Opponent Score
	45 A California 73 97	61 A Montana St. 80 84	101 A Northern Colo. 88 95
		70 H Southern California 95 111	104 H UC Davis 78 110
			149 H Eastern Wash. 65 72
			154 A North Dakota 71 94
			161 A San Francisco 80 91
			184 N New Mexico St. 73 99
			190 H Hofstra 97 85
			242 A Portland St. 77 68
			242 H Portland St. 86 88
			255 H Cal Poly 97 96
			265 H Southern Utah 81 69
			284 H Northern Ariz. 82 76
			289 H Nevada 95 99
			319 N Youngstown St. 94 102
			327 A UC Irvine 78 70
			332 A Montana 73 60
LAST 12 Division I GAMES:			
	149 H Eastern Wash. 65 72	242 H Portland St. 86 88	
	242 A Portland St. 77 68	154 A North Dakota 71 94	
	332 A Montana 73 60	101 A Northern Colo. 88 95	
	61 A Montana St. 80 84	104 H UC Davis 78 110	
	284 H Northern Ariz. 82 76	327 A UC Irvine 78 70	
	265 H Southern Utah 81 69	45 A California 73 97	

Non-Div I Games: Stanislaus St. 102 72

Sacramento St.

Sacred Heart

Through Games Of Feb. 3, 2017

Average RPI Win:	271	WON-LOST	WINNING	LAST 10	STRENGTH OF	OPP. STRENGTH	TEAM	ADJ.	CONF.	ADJ CONF.
Average RPI Loss:	175	RECORD	PCT. RANK	GAMES	SCHEDULE	OF SCHEDULE	RPI	RPI	RPI	RPI
DIV. I ONLY	11- 10	154	8- 2	248	320	203	203	31	31	
DIV. I NON-CONF.	3- 8	262	0- 2	60	229	184	184	32	32	
TOTALS	RPI 1-25	RPI 26-50	W-L RECORDS	RPI 51-100	RPI 101-150	RPI 150+				
11- 10	0- 0	0- 1	OVERALL	0- 3	0- 1	11- 5				
6- 3	0- 0	0- 1	HOME	0- 0	0- 0	6- 2				
5- 7	0- 0	0- 0	AWAY	0- 3	0- 1	5- 3				
0- 0	0- 0	0- 0	NEUTRAL	0- 0	0- 0	0- 0				
3- 8	0- 0	0- 1	NON-CONFERENCE	0- 3	0- 1	3- 3				
1- 3	0- 0	0- 1	HOME	0- 0	0- 0	1- 2				
2- 5	0- 0	0- 0	AWAY	0- 3	0- 1	2- 1				
0- 0	0- 0	0- 0	NEUTRAL	0- 0	0- 0	0- 0				
8- 2	0- 0	0- 0	CONFERENCE	0- 0	0- 0	8- 2				
5- 0	0- 0	0- 0	HOME	0- 0	0- 0	5- 0				
3- 2	0- 0	0- 0	AWAY	0- 0	0- 0	3- 2				
0- 0	0- 0	0- 0	NEUTRAL	0- 0	0- 0	0- 0				

RPI 1-25				RPI 26-50				RPI 51-100				RPI 101+ Team's RPI: 203			
RPI	S	Opponent	Score	RPI	S	Opponent	Score	RPI	S	Opponent	Score	RPI	S	Opponent	Score
				26	H	Harvard	60 68	71	A	Buffalo	55 76	134	A	Hartford	64 81
								89	A	Iowa St.	56 76	170	H	Brown	66 80
								91	A	New Hampshire	43 71	172	A	Fairfield	56 44
												196	H	Siena	62 58
												197	A	Binghamton	77 69
												220	H	Saint Francis (PA)	73 63
												227	H	Robert Morris	69 59
												235	H	Monmouth	54 65
												295	A	Bryant	65 53
												301	A	Central Conn. St.	50 67
												308	A	Lehigh	62 68
												321	A	St. Francis Brooklyn	81 74
												325	A	Mt. St. Mary's	59 61
												325	H	Mt. St. Mary's	49 45
												333	H	LIU Brooklyn	66 48
												345	A	Wagner	70 56
												345	H	Wagner	62 52
LAST 12 Division I GAMES:															
				325	A	Mt. St. Mary's	59 61					345	A	Wagner	70 56
				333	H	LIU Brooklyn	66 48					301	A	Central Conn. St.	50 67
				325	H	Mt. St. Mary's	49 45					220	H	Saint Francis (PA)	73 63
				345	H	Wagner	62 52					227	H	Robert Morris	69 59
				321	A	St. Francis Brooklyn	81 74					89	A	Iowa St.	56 76
				295	A	Bryant	65 53					91	A	New Hampshire	43 71

Non-Div I Games:

Sacred Heart

■ Loss,
 ■ Non-Conf,
 ■ S Site,
 ■ H Home
 ■ A Away
 N Neutral

Average RPI Win:	289	WON-LOST	WINNING	LAST 10	STRENGTH OF	OPP. STRENGTH	TEAM	ADJ.	CONF.	ADJ CONF.
Average RPI Loss:	175	RECORD	PCT. RANK	GAMES	SCHEDULE	OF SCHEDULE	RPI	RPI	RPI	RPI
DIV. I ONLY	11- 10	154	8- 2	300	339	220	220	31	31	
DIV. I NON-CONF.	3- 8	262	0- 2	202	278	257	257	32	32	
TOTALS	RPI 1-25	RPI 26-50	W-L RECORDS	RPI 51-100	RPI 101-150	RPI 150+				
11- 10	0- 1	0- 1	OVERALL	0- 1	0- 2	11- 5				
5- 3	0- 0	0- 0	HOME	0- 1	0- 1	5- 1				
6- 5	0- 1	0- 1	AWAY	0- 0	0- 1	6- 2				
0- 2	0- 0	0- 0	NEUTRAL	0- 0	0- 0	0- 2				
3- 8	0- 1	0- 1	NON-CONFERENCE	0- 1	0- 2	3- 3				
1- 2	0- 0	0- 0	HOME	0- 1	0- 1	1- 0				
2- 4	0- 1	0- 1	AWAY	0- 0	0- 1	2- 1				
0- 2	0- 0	0- 0	NEUTRAL	0- 0	0- 0	0- 2				
8- 2	0- 0	0- 0	CONFERENCE	0- 0	0- 0	8- 2				
4- 1	0- 0	0- 0	HOME	0- 0	0- 0	4- 1				
4- 1	0- 0	0- 0	AWAY	0- 0	0- 0	4- 1				
0- 0	0- 0	0- 0	NEUTRAL	0- 0	0- 0	0- 0				

RPI 1-25				RPI 26-50				RPI 51-100				RPI 101+ Team's RPI: 220			
RPI	S	Opponent	Score	RPI	S	Opponent	Score	RPI	S	Opponent	Score	RPI	S	Opponent	Score
21	A	South Fla.	80 129	39	A	Marquette	91 104	99	H	Cornell	72 78	124	A	William & Mary	60 73
												142	H	Columbia	77 84
												203	A	Sacred Heart	63 73
												206	A	Wisconsin	103 100
												227	A	Robert Morris	70 55
												227	H	Robert Morris	68 70
												228	N	UMES	82 90
												238	H	Canisius	95 74
												247	A	Coastal Caro.	70 59
												295	H	Bryant	79 67
												301	H	Central Conn. St.	87 81
												319	A	Youngstown St.	68 69
												321	H	St. Francis Brooklyn	79 62
												325	A	Mt. St. Mary's	97 88
												333	H	LIU Brooklyn	66 52
												344	A	Fairleigh Dickinson	82 79
												345	A	Wagner	67 46
												347	N	Jackson St.	84 88
LAST 12 Division I GAMES:															
227	H	Robert Morris	68 70	321	H	St. Francis Brooklyn	79 62								
345	A	Wagner	67 46	333	H	LIU Brooklyn	66 52								
295	H	Bryant	79 67	203	A	Sacred Heart	63 73								
301	H	Central Conn. St.	87 81	344	A	Fairleigh Dickinson	82 79								
227	A	Robert Morris	70 55	124	A	William & Mary	60 73								
325	A	Mt. St. Mary's	97 88	347	N	Jackson St.	84 88								

Non-Div I Games:

Saint Francis (PA)

■ Loss,
 ■ Non-Conf,
 ■ S Site,
 ■ Home
 ■ A Away
 N Neutral

Saint Joseph's

Through Games Of Feb. 3, 2017

Average RPI Win:	189	WON-LOST	WINNING	LAST 10	STRENGTH OF	OPP. STRENGTH	TEAM	ADJ.	CONF.	ADJ CONF.
Average RPI Loss:	98	RECORD	PCT. RANK	GAMES	SCHEDULE	OF SCHEDULE	RPI	RPI	RPI	RPI
DIV. I ONLY	10- 12	200	7- 3	62	137	137	137	12	12	
DIV. I NON-CONF.	3- 9	275	0- 2	28	128	176	176	13	13	
TOTALS	RPI 1-25	RPI 26-50	W-L RECORDS	RPI 51-100	RPI 101-150	RPI 150+				
10- 12	0- 0	0- 3	OVERALL	0- 6	5- 0	5- 3				
6- 5	0- 0	0- 3	HOME	0- 1	3- 0	3- 1				
4- 6	0- 0	0- 0	AWAY	0- 1	2- 0	2- 0				
0- 1	0- 0	0- 0	NEUTRAL	0- 1	0- 0	0- 0				
3- 9	0- 0	0- 3	NON-CONFERENCE	0- 4	2- 0	1- 2				
1- 5	0- 0	0- 3	HOME	0- 1	0- 0	1- 1				
2- 3	0- 0	0- 0	AWAY	0- 2	2- 0	0- 1				
0- 1	0- 0	0- 0	NEUTRAL	0- 1	0- 0	0- 0				
7- 3	0- 0	0- 0	CONFERENCE	0- 2	3- 0	4- 1				
5- 0	0- 0	0- 0	HOME	0- 0	3- 0	2- 0				
2- 3	0- 0	0- 0	AWAY	0- 2	0- 0	2- 1				
0- 0	0- 0	0- 0	NEUTRAL	0- 0	0- 0	0- 0				

RPI 1-25				RPI 26-50				RPI 51-100				RPI 101+				Team's RPI: 137	
RPI	S	Opponent	Score	RPI	S	Opponent	Score	RPI	S	Opponent	Score	RPI	S	Opponent	Score		
				33	H	Temple	70 86	68	A	George Washington	44 53	115	H	Duquesne	60 58		
				44	H	James Madison	72 85	69	H	Villanova	54 62	118	H	VCU	64 58		
				48	H	Bucknell	61 64	73	A	Dayton	59 64	121	H	Fordham	47 44		
								79	A	Central Mich.	71 73	125	A	Penn	57 53		
								83	A	Drexel	49 60	150	A	New Mexico	79 67		
								97	N	BYU	56 71	151	A	Iona	57 58		
												159	A	La Salle	75 55		
												190	H	Hofstra	64 75		
												221	H	St. Bonaventure	70 53		
												241	A	Richmond	52 70		
												278	H	Massachusetts	81 50		
												290	A	Rhode Island	75 49		
												312	H	NJIT	75 36		
LAST 12 Division I GAMES:																	
				115	H	Duquesne	60 58	118	H	VCU	64 58						
				221	H	St. Bonaventure	70 53	278	H	Massachusetts	81 50						
				290	A	Rhode Island	75 49	68	A	George Washington	44 53						
				73	A	Dayton	59 64	241	A	Richmond	52 70						
				121	H	Fordham	47 44	44	H	James Madison	72 85						
				159	A	La Salle	75 55	190	H	Hofstra	64 75						

Non-Div I Games:

Saint Joseph's

■ Loss,
 ■ Non-Conf,
 ■ S Site,
 ■ H Home
 ■ A Away
 N Neutral

Saint Louis

Through Games Of Feb. 3, 2017

Average RPI Win:	213	WON-LOST	WINNING	LAST 10	STRENGTH OF	OPP. STRENGTH	TEAM	ADJ.	CONF.	ADJ CONF.
Average RPI Loss:	113	RECORD	PCT. RANK	GAMES	SCHEDULE	OF SCHEDULE	RPI	RPI	RPI	RPI
DIV. I ONLY	18- 5	26	8- 2	301	123	110	110	12	12	
DIV. I NON-CONF.	10- 3	54	2- 0	324	181	139	139	13	13	
TOTALS	RPI 1-25	RPI 26-50	W-L RECORDS	RPI 51-100	RPI 101-150	RPI 150+				
18- 5	0- 0	1- 0	OVERALL	2- 2	3- 2	12- 1				
9- 2	0- 0	1- 0	HOME	2- 1	2- 0	4- 1				
9- 3	0- 0	0- 0	AWAY	0- 1	1- 2	8- 0				
0- 0	0- 0	0- 0	NEUTRAL	0- 0	0- 0	0- 0				
10- 3	0- 0	1- 0	NON-CONFERENCE	1- 1	0- 1	8- 1				
5- 1	0- 0	1- 0	HOME	1- 0	0- 0	3- 1				
5- 2	0- 0	0- 0	AWAY	0- 1	0- 1	5- 0				
0- 0	0- 0	0- 0	NEUTRAL	0- 0	0- 0	0- 0				
8- 2	0- 0	0- 0	CONFERENCE	1- 1	3- 1	4- 0				
4- 1	0- 0	0- 0	HOME	1- 1	2- 0	1- 0				
4- 1	0- 0	0- 0	AWAY	0- 0	1- 1	3- 0				
0- 0	0- 0	0- 0	NEUTRAL	0- 0	0- 0	0- 0				

RPI 1-25				RPI 26-50				RPI 51-100				RPI 101+				Team's RPI: 110	
RPI	S	Opponent	Score	RPI	S	Opponent	Score	RPI	S	Opponent	Score	RPI	S	Opponent	Score		
				31	H	Missouri	72 61	58	A	Little Rock	43 56	115	A	Duquesne	65 94		
								67	H	Washington St.	73 70	118	A	VCU	62 48		
								68	H	George Washington	67 59	121	H	Fordham	82 58		
								73	H	Dayton	67 78	139	A	Tulsa	64 70		
												146	H	George Mason	89 50		
												182	H	Indiana St.	67 70		
												200	A	Loyola Marymount	90 76		
												209	H	SIUE	90 49		
												221	H	St. Bonaventure	64 49		
												233	A	Bradley	68 58		
												278	A	Massachusetts	81 60		
												283	A	Lipscomb	83 38		
												286	A	Southeast Mo. St.	89 50		
												290	A	Rhode Island	68 50		
												292	A	Davidson	106 69		
												309	H	Eastern Ky.	78 51		
												327	A	UC Irvine	79 69		
												348	H	Morgan St.	71 43		
LAST 12 Division I GAMES:																	
				278	A	Massachusetts	81 60	221	H	St. Bonaventure	64 49						
				121	H	Fordham	82 58	118	A	VCU	62 48						
				68	H	George Washington	67 59	146	H	George Mason	89 50						
				290	A	Rhode Island	68 50	292	A	Davidson	106 69						
				115	A	Duquesne	65 94	283	A	Lipscomb	83 38						
				73	H	Dayton	67 78	31	H	Missouri	72 61						

Non-Div I Games:

Saint Louis

■ Loss,
 ■ Non-Conf,
 ■ S Site,
 ■ H Home
 ■ A Away
 N Neutral

Saint Peter's

Through Games Of Feb. 3, 2017

Average RPI Win:	268	WON-LOST	WINNING	LAST 10	STRENGTH OF	OPP. STRENGTH	TEAM	ADJ.	CONF.	ADJ CONF.
Average RPI Loss:	161	RECORD	PCT. RANK	GAMES	SCHEDULE	OF SCHEDULE	RPI	RPI	RPI	RPI
DIV. I ONLY	3- 19	331	0- 10	151	243	311	311	17	17	
DIV. I NON-CONF.	1- 8	314	0- 1	118	245	301	301	17	17	
TOTALS	RPI 1-25	RPI 26-50	W-L RECORDS	RPI 51-100	RPI 101-150	RPI 150+				
3- 19	0- 2	0- 0	OVERALL	0- 3	0- 4	3- 10				
2- 6	0- 0	0- 0	HOME	0- 1	0- 1	2- 4				
1- 10	0- 0	0- 0	AWAY	0- 0	0- 0	1- 1				
0- 3	0- 0	0- 0	NEUTRAL	0- 0	0- 2	0- 1				
1- 8	0- 2	0- 0	NON-CONFERENCE	0- 1	0- 2	1- 3				
1- 0	0- 0	0- 0	HOME	0- 0	0- 0	1- 0				
0- 5	0- 2	0- 0	AWAY	0- 1	0- 0	0- 2				
0- 3	0- 0	0- 0	NEUTRAL	0- 0	0- 2	0- 1				
2- 11	0- 0	0- 0	CONFERENCE	0- 2	0- 2	2- 7				
1- 6	0- 0	0- 0	HOME	0- 1	0- 1	1- 4				
1- 5	0- 0	0- 0	AWAY	0- 1	0- 1	1- 3				
0- 0	0- 0	0- 0	NEUTRAL	0- 0	0- 0	0- 0				

RPI 1-25				RPI 26-50				RPI 51-100				RPI 101+ Team's RPI: 311			
RPI	S	Opponent	Score	RPI	S	Opponent	Score	RPI	S	Opponent	Score	RPI	S	Opponent	Score
3	A	South Carolina	38 93					54	A	Quinnipiac	47 82	119	N	Maine	43 59
18	A	Maryland	49 101					54	H	Quinnipiac	51 84	130	A	Rider	46 47
								98	A	Penn St.	50 106	130	H	Rider	43 56
												141	N	Hampton	42 71
												151	H	Iona	58 66
												170	A	Brown	71 80
												196	A	Siena	55 80
												223	H	Niagara	78 66
												235	A	Monmouth	59 76
												236	A	Marist	73 69
												236	H	Marist	58 66
												238	H	Canisius	54 59
												251	A	Manhattan	44 57
												251	H	Manhattan	65 69
												256	N	Bowling Green	68 73
												321	A	St. Francis Brooklyn	52 58
												344	H	Fairleigh Dickinson	65 43
LAST 12 Division I GAMES:															
236	H	Marist	58 66	238	H	Canisius	54 59								
251	A	Manhattan	44 57	235	A	Monmouth	59 76								
130	A	Rider	46 47	151	H	Iona	58 66								
251	H	Manhattan	65 69	54	A	Quinnipiac	47 82								
130	H	Rider	43 56	223	H	Niagara	78 66								
196	A	Siena	55 80	170	A	Brown	71 80								

Non-Div I Games:

Saint Peter's

■ Loss,
 ■ Non-Conf,
 ■ S Site,
 ■ H Home
 ■ A Away
 N Neutral

Average RPI Win:	336	WON-LOST	WINNING	LAST 10	STRENGTH OF	OPP. STRENGTH	TEAM	ADJ.	CONF.	ADJ CONF.
Average RPI Loss:	215	RECORD	PCT. RANK	GAMES	SCHEDULE	OF SCHEDULE	RPI	RPI	RPI	RPI
DIV. I ONLY	1- 17	342	1- 9	278	327	343	343	27	27	
DIV. I NON-CONF.	0- 9	335	0- 3	156	320	336	336	27	27	
TOTALS	RPI 1-25	RPI 26-50	W-L RECORDS	RPI 51-100	RPI 101-150	RPI 150+				
1- 17	0- 0	0- 1	OVERALL	0- 0	0- 4	1- 12				
1- 5	0- 0	0- 0	HOME	0- 0	0- 2	1- 3				
0- 11	0- 0	0- 1	AWAY	0- 0	0- 2	0- 7				
0- 1	0- 0	0- 0	NEUTRAL	0- 0	0- 0	0- 1				
0- 9	0- 0	0- 1	NON-CONFERENCE	0- 0	0- 2	0- 6				
0- 1	0- 0	0- 0	HOME	0- 0	0- 0	0- 1				
0- 7	0- 0	0- 1	AWAY	0- 0	0- 2	0- 4				
0- 1	0- 0	0- 0	NEUTRAL	0- 0	0- 0	0- 1				
1- 8	0- 0	0- 0	CONFERENCE	0- 0	0- 2	1- 6				
1- 4	0- 0	0- 0	HOME	0- 0	0- 2	1- 2				
0- 4	0- 0	0- 0	AWAY	0- 0	0- 0	0- 4				
0- 0	0- 0	0- 0	NEUTRAL	0- 0	0- 0	0- 0				

RPI S	Opponent	Score	RPI S	Opponent	Score	RPI S	Opponent	Score	RPI S	Opponent	Score	Team's RPI: 343
28	A LSU	41 89							102	H SFA	65 83	
									126	A Arkansas	39 71	
									132	H Lamar University	44 70	
									143	A TCU	37 81	
									152	A Rice	51 77	
									193	A New Orleans	49 78	
									208	A Texas St.	46 69	
									234	N Marshall	50 73	
									260	A UTRGV	50 78	
									260	H UTRGV	45 69	
									279	A McNeese	56 79	
									287	H A&M-Corpus Christi	37 63	
									288	A Prairie View	65 75	
									305	H Nicholls St.	59 66	
									320	A Northwestern St.	51 78	
									336	H Southeastern La.	68 61	
									339	A Houston Baptist	51 61	
LAST 12 Division I GAMES:												
102	H SFA	65 83	305	H Nicholls St.	59 66							
336	H Southeastern La.	68 61	279	A McNeese	56 79							
287	H A&M-Corpus Christi	37 63	339	A Houston Baptist	51 61							
132	H Lamar University	44 70	208	A Texas St.	46 69							
320	A Northwestern St.	51 78	28	A LSU	41 89							
193	A New Orleans	49 78	288	A Prairie View	65 75							

Non-Div I Games: Wiley 51 57

Sam Houston St.

Average RPI Win:	228	WON-LOST	WINNING	LAST 10	STRENGTH OF	OPP. STRENGTH	TEAM	ADJ.	CONF.	ADJ CONF.
Average RPI Loss:	135	RECORD	PCT. RANK	GAMES	SCHEDULE	OF SCHEDULE	RPI	RPI	RPI	RPI
DIV. I ONLY	8- 14	242	2- 7	178	175	231	231	19	19	
DIV. I NON-CONF.	6- 8	203	1- 2	185	94	197	197	22	22	
TOTALS	RPI 1-25	RPI 26-50	W-L RECORDS	RPI 51-100	RPI 101-150	RPI 150+				
8- 14	0- 1	0- 1	OVERALL	0- 4	1- 2	7- 6				
6- 4	0- 0	0- 0	HOME	0- 2	0- 0	6- 2				
2- 8	0- 1	0- 1	AWAY	0- 2	1- 1	1- 3				
0- 2	0- 0	0- 0	NEUTRAL	0- 0	0- 1	0- 1				
6- 8	0- 1	0- 1	NON-CONFERENCE	0- 3	1- 1	5- 2				
5- 1	0- 0	0- 0	HOME	0- 1	0- 0	5- 0				
1- 5	0- 1	0- 1	AWAY	0- 2	1- 0	0- 1				
0- 2	0- 0	0- 0	NEUTRAL	0- 0	0- 1	0- 1				
2- 6	0- 0	0- 0	CONFERENCE	0- 1	0- 1	2- 4				
1- 3	0- 0	0- 0	HOME	0- 1	0- 0	1- 2				
1- 3	0- 0	0- 0	AWAY	0- 0	0- 1	1- 2				
0- 0	0- 0	0- 0	NEUTRAL	0- 0	0- 0	0- 0				

RPI 1-25				RPI 26-50				RPI 51-100				RPI 101+ Team's RPI: 231			
RPI	S	Opponent	Score	RPI	S	Opponent	Score	RPI	S	Opponent	Score	RPI	S	Opponent	Score
16	A	Kentucky	57 80	26	A	Harvard	52 57	55	A	Georgia Tech	57 62	105	A	Georgia	65 59
								62	A	Wake Forest	40 51	115	A	Mercer	49 59
								77	H	Belmont	54 73	141	N	Hampton	57 63
								92	H	Chattanooga	61 77	166	N	UC Riverside	48 51
												178	A	ETSU	56 61
												178	H	ETSU	57 69
												188	H	Memphis	48 42
												191	H	UAB	52 49
												199	H	Alabama St.	63 49
												229	H	Wofford	57 54
												248	H	Furman	50 54
												252	A	UNCG	40 64
												264	H	UT Martin	69 62
												290	A	Rhode Island	63 78
												297	A	Western Caro.	49 42
												349	H	Alabama A&M	61 37
LAST 12 Division I GAMES:															
178	A	ETSU	56 61	178	H	ETSU	57 69	92	H	Chattanooga	61 77	141	N	Hampton	57 63
115	A	Mercer	49 59	105	A	Georgia	65 59	166	N	UC Riverside	48 51	178	A	ETSU	56 61
248	H	Furman	50 54	62	A	Wake Forest	40 51	178	H	ETSU	57 69	188	H	Memphis	48 42
229	H	Wofford	57 54	77	H	Belmont	54 73	191	H	UAB	52 49	199	H	Alabama St.	63 49
252	A	UNCG	40 64	92	H	Chattanooga	61 77	229	H	Wofford	57 54	248	H	Furman	50 54
297	A	Western Caro.	49 42	105	A	Georgia	65 59	252	A	UNCG	40 64	264	H	UT Martin	69 62
				62	A	Wake Forest	40 51	290	A	Rhode Island	63 78	297	A	Western Caro.	49 42
								349	H	Alabama A&M	61 37	349	H	Alabama A&M	61 37

Non-Div I Games: AUM 72 50

Samford

Loss, Non-Conf, S Site, H Home A Away N Neutral

Average RPI Win:	226	WON-LOST	WINNING	LAST 10	STRENGTH OF	OPP. STRENGTH	TEAM	ADJ.	CONF.	ADJ CONF.
Average RPI Loss:	151	RECORD	PCT. RANK	GAMES	SCHEDULE	OF SCHEDULE	RPI	RPI	RPI	RPI
DIV. I ONLY	10- 11	187	4- 6	233	200	218	218	14	14	
DIV. I NON-CONF.	6- 4	126	0- 1	246	259	177	177	12	12	
TOTALS	RPI 1-25	RPI 26-50	W-L RECORDS	RPI 51-100	RPI 101-150	RPI 150+				
10- 11	0- 0	0- 0	OVERALL	0- 3	2- 2	8- 6				
8- 4	0- 0	0- 0	HOME	0- 1	1- 0	7- 3				
2- 7	0- 0	0- 0	AWAY	0- 0	1- 0	1- 1				
0- 0	0- 0	0- 0	NEUTRAL	0- 0	0- 0	0- 0				
6- 4	0- 0	0- 0	NON-CONFERENCE	0- 1	0- 2	6- 1				
5- 1	0- 0	0- 0	HOME	0- 0	0- 0	5- 1				
1- 3	0- 0	0- 0	AWAY	0- 1	0- 2	1- 0				
0- 0	0- 0	0- 0	NEUTRAL	0- 0	0- 0	0- 0				
4- 7	0- 0	0- 0	CONFERENCE	0- 2	2- 0	2- 5				
3- 3	0- 0	0- 0	HOME	0- 1	1- 0	2- 2				
1- 4	0- 0	0- 0	AWAY	0- 1	1- 0	0- 3				
0- 0	0- 0	0- 0	NEUTRAL	0- 0	0- 0	0- 0				

RPI	S	Opponent	Score	RPI	S	Opponent	Score	RPI	S	Opponent	Score	RPI	S	Opponent	Score	Team's RPI: 218
67	A	Washington St.	73	83	101	A	Northern Colo.	51	54	127	A	Arizona	59	76		
81	H	Gonzaga	55	57	131	H	St. Mary's (CA)	73	71	147	A	Santa Clara	57	56		
97	A	BYU	63	81	154	H	North Dakota	61	65	161	A	San Francisco	72	81		
					161	H	San Francisco	67	82	200	A	Loyola Marymount	55	63		
					200	H	Loyola Marymount	61	58	202	A	CSUN	76	67		
					207	A	Pacific	64	84	222	H	Seattle U	67	44		
					224	H	San Diego St.	91	53	237	H	UC Santa Barbara	77	63		
					268	H	Portland	57	40	289	H	Nevada	70	54		
					302	H	Pepperdine	42	55	338	H	Cal St. Fullerton	103	50		
LAST 12 Division I GAMES:																
200	A	Loyola Marymount	55	63	147	A	Santa Clara	57	56							
268	H	Portland	57	40	302	H	Pepperdine	42	55							
81	H	Gonzaga	55	57	207	A	Pacific	64	84							
161	A	San Francisco	72	81	131	H	St. Mary's (CA)	73	71							
200	H	Loyola Marymount	61	58	161	H	San Francisco	67	82							
97	A	BYU	63	81	154	H	North Dakota	61	65							

Non-Div I Games:

San Diego

■ Loss,
 ■ Non-Conf,
 ■ S Site,
 ■ H Home
 ■ A Away
 N Neutral

Average RPI Win:	219	WON-LOST	WINNING	LAST 10	STRENGTH OF	OPP. STRENGTH	TEAM	ADJ.	CONF.	ADJ CONF.
Average RPI Loss:	151	RECORD	PCT. RANK	GAMES	SCHEDULE	OF SCHEDULE	RPI	RPI	RPI	RPI
DIV. I ONLY	6- 12	261	3- 6	132	237	224	224	13	13	
DIV. I NON-CONF.	3- 6	230	2- 0	138	311	218	218	15	15	
TOTALS	RPI 1-25	RPI 26-50	W-L RECORDS	RPI 51-100	RPI 101-150	RPI 150+				
6- 12	0- 0	0- 1	OVERALL	2- 3	0- 2	4- 6				
4- 3	0- 0	0- 1	HOME	2- 0	0- 0	2- 2				
1- 8	0- 0	0- 0	AWAY	0- 2	0- 2	1- 4				
1- 1	0- 0	0- 0	NEUTRAL	0- 1	0- 0	1- 0				
3- 6	0- 0	0- 1	NON-CONFERENCE	0- 1	0- 1	3- 3				
1- 2	0- 0	0- 1	HOME	0- 0	0- 0	1- 1				
1- 3	0- 0	0- 0	AWAY	0- 0	0- 1	1- 2				
1- 1	0- 0	0- 0	NEUTRAL	0- 1	0- 0	1- 0				
3- 6	0- 0	0- 0	CONFERENCE	2- 2	0- 1	1- 3				
3- 1	0- 0	0- 0	HOME	2- 0	0- 0	1- 1				
0- 5	0- 0	0- 0	AWAY	0- 2	0- 1	0- 2				
0- 0	0- 0	0- 0	NEUTRAL	0- 0	0- 0	0- 0				

RPI 1-25				RPI 26-50				RPI 51-100				RPI 101+ Team's RPI: 224			
RPI	S	Opponent	Score	RPI	S	Opponent	Score	RPI	S	Opponent	Score	RPI	S	Opponent	Score
				34	H	Michigan	57 92	51	N	UT Arlington	58 64	104	A	UC Davis	55 75
								74	A	Colorado St.	43 60	150	A	New Mexico	42 85
								75	H	Boise St.	84 77	166	A	UC Riverside	44 72
								76	H	UNLV	87 68	194	A	San Jose St.	80 81
								93	A	Wyoming	67 80	200	H	Loyola Marymount	53 60
												210	A	Utah St.	47 53
												218	A	San Diego	53 91
												237	H	UC Santa Barbara	84 70
												289	H	Nevada	83 78
												301	N	Central Conn. St.	80 62
												315	H	Air Force	59 62
												338	A	Cal St. Fullerton	71 61
LAST 12 Division I GAMES:															
				93	A	Wyoming	67 80	75	H	Boise St.	84 77				
				74	A	Colorado St.	43 60	289	H	Nevada	83 78				
				315	H	Air Force	59 62	150	A	New Mexico	42 85				
				76	H	UNLV	87 68	338	A	Cal St. Fullerton	71 61				
				210	A	Utah St.	47 53	237	H	UC Santa Barbara	84 70				
				194	A	San Jose St.	80 81	34	H	Michigan	57 92				

Non-Div I Games: Biola 63 48 San Diego Christian80 70

San Diego St.

San Francisco

Through Games Of Feb. 3, 2017

Average RPI Win:	207	WON-LOST	WINNING	LAST 10	STRENGTH OF	OPP. STRENGTH	TEAM	ADJ.	CONF.	ADJ CONF.
Average RPI Loss:	140	RECORD	PCT. RANK	GAMES	SCHEDULE	OF SCHEDULE	RPI	RPI	RPI	RPI
DIV. I ONLY	12- 10	141	5- 5	224	124	161	161	14	14	
DIV. I NON-CONF.	6- 5	148	0- 1	211	127	160	160	12	12	
TOTALS	RPI 1-25	RPI 26-50	W-L RECORDS	RPI 51-100	RPI 101-150	RPI 150+				
12- 10	0- 0	0- 1	OVERALL	2- 2	1- 3	9- 4				
8- 2	0- 0	0- 0	HOME	2- 0	1- 2	5- 0				
3- 8	0- 0	0- 1	AWAY	0- 2	0- 1	3- 4				
1- 0	0- 0	0- 0	NEUTRAL	0- 0	0- 0	1- 0				
6- 5	0- 0	0- 1	NON-CONFERENCE	1- 1	0- 1	5- 2				
4- 1	0- 0	0- 0	HOME	1- 0	0- 1	3- 0				
1- 4	0- 0	0- 1	AWAY	0- 1	0- 0	1- 2				
1- 0	0- 0	0- 0	NEUTRAL	0- 0	0- 0	1- 0				
6- 5	0- 0	0- 0	CONFERENCE	1- 1	1- 2	4- 2				
4- 1	0- 0	0- 0	HOME	1- 0	1- 1	2- 0				
2- 4	0- 0	0- 0	AWAY	0- 1	0- 1	2- 2				
0- 0	0- 0	0- 0	NEUTRAL	0- 0	0- 0	0- 0				

RPI S	Opponent	Score	RPI S	Opponent	Score	RPI S	Opponent	Score	RPI S	Opponent	Score	Team's RPI: 161
45	A California	52 75	67	A Washington St.	35 73	104	H UC Davis	58 78	131	A St. Mary's (CA)	72 75	
			81	A Gonzaga	46 61	131	H St. Mary's (CA)	62 64	147	H Santa Clara	77 68	
			94	H Long Beach St.	73 71	154	A North Dakota	63 71	175	A Fresno St.	48 61	
			97	H BYU	70 63	194	H San Jose St.	79 71	207	A Pacific	60 63	
						207	H Pacific	67 64	207	A San Diego	82 67	
						218	H San Diego	81 72	222	H Seattle U	73 59	
						255	A Cal Poly	73 67	263	H Sacramento St.	91 80	
						268	A Portland	75 56	297	N Western Caro.	73 52	
						302	A Pepperdine	59 81				
LAST 12 Division I GAMES:												
302	A Pepperdine	59 81	97	H BYU	70 63	131	A St. Mary's (CA)	72 75				
207	H Pacific	67 64	81	A Gonzaga	46 61	147	H Santa Clara	77 68				
131	H St. Mary's (CA)	62 64	218	A San Diego	82 67	255	A Cal Poly	73 67				
218	H San Diego	81 72	268	A Portland	75 56	297	N Western Caro.	73 52				
268	A Portland	75 56	302	A Pepperdine	59 81							
207	A Pacific	60 63	104	H UC Davis	58 78							

Non-Div I Games:

San Francisco

■ Loss,
 ■ Non-Conf,
 ■ S Site,
 ■ H Home
 ■ A Away
 N Neutral

Average RPI Win:	214	WON-LOST	WINNING	LAST 10	STRENGTH OF	OPP. STRENGTH	TEAM	ADJ.	CONF.	ADJ CONF.
Average RPI Loss:	105	RECORD	PCT. RANK	GAMES	SCHEDULE	OF SCHEDULE	RPI	RPI	RPI	RPI
DIV. I ONLY	6- 14	274	4- 5	80	101	194	194	13	13	
DIV. I NON-CONF.	2- 9	293	0- 2	94	32	223	223	15	15	
TOTALS	RPI 1-25	RPI 26-50	W-L RECORDS	RPI 51-100	RPI 101-150	RPI 150+				
6- 14	0- 1	0- 2	OVERALL	1- 5	1- 1	4- 5				
4- 3	0- 0	0- 0	HOME	0- 1	1- 1	3- 1				
2- 9	0- 0	0- 1	AWAY	1- 4	0- 0	1- 3				
0- 2	0- 1	0- 1	NEUTRAL	0- 0	0- 0	0- 0				
2- 9	0- 1	0- 2	NON-CONFERENCE	0- 1	1- 1	1- 4				
1- 2	0- 0	0- 0	HOME	0- 0	1- 1	0- 1				
1- 5	0- 0	0- 1	AWAY	0- 1	0- 0	1- 3				
0- 2	0- 1	0- 1	NEUTRAL	0- 0	0- 0	0- 0				
4- 5	0- 0	0- 0	CONFERENCE	1- 4	0- 0	3- 1				
3- 1	0- 0	0- 0	HOME	0- 1	0- 0	3- 0				
1- 4	0- 0	0- 0	AWAY	1- 3	0- 0	0- 1				
0- 0	0- 0	0- 0	NEUTRAL	0- 0	0- 0	0- 0				

RPI 1-25				RPI 26-50				RPI 51-100				RPI 101+ Team's RPI: 194			
RPI	S	Opponent	Score	RPI	S	Opponent	Score	RPI	S	Opponent	Score	RPI	S	Opponent	Score
4	N	Mississippi St.	51 88	30	A	Arizona St.	37 82	66	A	South Dakota	69 84	131	H	St. Mary's (CA)	64 85
				38	N	Oregon	62 91	74	A	Colorado St.	67 70	147	H	Santa Clara	75 64
								74	H	Colorado St.	56 68	161	A	San Francisco	71 79
								75	A	Boise St.	64 86	164	A	Nebraska	61 83
								76	A	UNLV	76 65	175	A	Fresno St.	74 88
								93	A	Wyoming	60 89	184	A	New Mexico St.	55 66
												207	H	Pacific	96 99
												224	H	San Diego St.	81 80
												230	A	Hawaii	77 61
												289	H	Nevada	107 84
												315	H	Air Force	86 74
LAST 12 Division I GAMES:															
				76	A	UNLV	76 65	175	A	Fresno St.	74 88				
				74	H	Colorado St.	56 68	74	A	Colorado St.	67 70				
				75	A	Boise St.	64 86	289	H	Nevada	107 84				
				93	A	Wyoming	60 89	66	A	South Dakota	69 84				
				315	H	Air Force	86 74	164	A	Nebraska	61 83				
				224	H	San Diego St.	81 80	161	A	San Francisco	71 79				

Non-Div I Games: Stanislaus St. 90 85

San Jose St.

Santa Clara

Through Games Of Feb. 3, 2017

Average RPI Win:	199	WON-LOST	WINNING	LAST 10	STRENGTH OF	OPP. STRENGTH	TEAM	ADJ.	CONF.	ADJ CONF.
Average RPI Loss:	108	RECORD	PCT. RANK	GAMES	SCHEDULE	OF SCHEDULE	RPI	RPI	RPI	RPI
DIV. I ONLY	9- 12	211	1- 2	75	157	147	147	14	14	
DIV. I NON-CONF.	4- 6	209	0- 1	10	144	90	90	12	12	
TOTALS	RPI 1-25	RPI 26-50	W-L RECORDS	RPI 51-100	RPI 101-150	RPI 150+				
9- 12	0- 1	1- 3	OVERALL	1- 3	0- 1	7- 4				
5- 2	0- 0	0- 1	HOME	1- 0	0- 0	4- 1				
2- 7	0- 0	0- 0	AWAY	0- 0	0- 0	2- 0				
2- 3	0- 1	1- 1	NEUTRAL	0- 1	0- 0	1- 0				
4- 6	0- 1	1- 3	NON-CONFERENCE	0- 1	0- 0	3- 1				
1- 1	0- 0	0- 1	HOME	0- 0	0- 0	1- 0				
1- 2	0- 0	0- 1	AWAY	0- 0	0- 0	1- 1				
2- 3	0- 1	1- 1	NEUTRAL	0- 1	0- 0	1- 0				
5- 6	0- 0	0- 0	CONFERENCE	1- 2	0- 1	4- 3				
4- 1	0- 0	0- 0	HOME	1- 0	0- 0	3- 1				
1- 5	0- 0	0- 0	AWAY	0- 2	0- 1	1- 2				
0- 0	0- 0	0- 0	NEUTRAL	0- 0	0- 0	0- 0				

RPI 1-25				RPI 26-50				RPI 51-100				RPI 101+				Team's RPI: 147	
RPI	S	Opponent	Score	RPI	S	Opponent	Score	RPI	S	Opponent	Score	RPI	S	Opponent	Score		
21	N	South Fla.	54 63	39	N	Marquette	65 62	61	N	Montana St.	50 77	131	A	St. Mary's (CA)	53 55		
				41	H	Northwestern	75 87	81	A	Gonzaga	39 51	161	A	San Francisco	68 77		
				45	A	California	58 73	97	A	BYU	66 72	184	N	New Mexico St.	60 46		
				46	N	Oklahoma St.	53 67	97	H	BYU	64 63	194	A	San Jose St.	64 75		
												198	H	Idaho St.	82 78		
												200	A	Loyola Marymount	50 61		
												200	H	Loyola Marymount	71 64		
												218	H	San Diego	56 57		
												237	A	UC Santa Barbara	69 58		
												268	A	Portland	56 44		
												268	H	Portland	68 56		
												302	H	Pepperdine	61 40		
LAST 12 Division I GAMES:																	
21	N	South Fla.	54 63	302	H	Pepperdine	61 40										
268	H	Portland	68 56	218	H	San Diego	56 57										
131	A	St. Mary's (CA)	53 55	200	H	Loyola Marymount	71 64										
97	A	BYU	66 72	268	A	Portland	56 44										
200	A	Loyola Marymount	50 61	161	A	San Francisco	68 77										
81	A	Gonzaga	39 51	97	H	BYU	64 63										

Non-Div I Games: UC Santa Cruz 85 39

Santa Clara

Loss, Non-Conf, S Site, H Home A Away N Neutral

Average RPI Win:	301	WON-LOST	WINNING	LAST 10	STRENGTH OF	OPP. STRENGTH	TEAM	ADJ.	CONF.	ADJ CONF.
Average RPI Loss:	158	RECORD	PCT. RANK	GAMES	SCHEDULE	OF SCHEDULE	RPI	RPI	RPI	RPI
DIV. I ONLY	6- 14	274	5- 5	232	285	291	291	32	32	
DIV. I NON-CONF.	1- 10	325	0- 3	77	54	284	284	31	31	
TOTALS	RPI 1-25	RPI 26-50	W-L RECORDS	RPI 51-100	RPI 101-150	RPI 150+				
6- 14	0- 3	0- 0	OVERALL	0- 3	0- 1	6- 7				
4- 5	0- 1	0- 0	HOME	0- 1	0- 0	4- 3				
2- 9	0- 2	0- 0	AWAY	0- 2	0- 1	2- 4				
0- 0	0- 0	0- 0	NEUTRAL	0- 0	0- 0	0- 0				
1- 10	0- 3	0- 0	NON-CONFERENCE	0- 3	0- 0	1- 4				
1- 4	0- 1	0- 0	HOME	0- 1	0- 0	1- 2				
0- 6	0- 2	0- 0	AWAY	0- 2	0- 0	0- 2				
0- 0	0- 0	0- 0	NEUTRAL	0- 0	0- 0	0- 0				
5- 4	0- 0	0- 0	CONFERENCE	0- 0	0- 1	5- 3				
3- 1	0- 0	0- 0	HOME	0- 0	0- 0	3- 1				
2- 3	0- 0	0- 0	AWAY	0- 0	0- 1	2- 2				
0- 0	0- 0	0- 0	NEUTRAL	0- 0	0- 0	0- 0				

RPI 1-25				RPI 26-50				RPI 51-100				RPI 101+ Team's RPI: 291			
RPI	S	Opponent	Score	RPI	S	Opponent	Score	RPI	S	Opponent	Score	RPI	S	Opponent	Score
3	H	South Carolina	30 70					87	A	FGCU	40 89	141	A	Hampton	46 75
8	A	Washington	36 87					89	A	Iowa St.	51 74	181	A	Seton Hall	60 74
24	A	Auburn	46 75					95	H	Jacksonville	40 55	199	H	Alabama St.	54 39
												228	A	UMES	59 58
												239	A	Howard	49 55
												253	H	Ga. Southern	45 50
												258	H	Bethune-Cookman	31 38
												262	H	Jacksonville St.	57 64
												267	A	Norfolk St.	55 61
												298	A	Kennesaw St.	60 72
												340	A	South Carolina St.	60 49
												342	H	Delaware St.	64 57
												346	H	Florida A&M	56 52
												348	H	Morgan St.	66 62
LAST 12 Division I GAMES:															
228	A	UMES	59 58	141	A	Hampton	46 75								
239	A	Howard	49 55	267	A	Norfolk St.	55 61								
342	H	Delaware St.	64 57	258	H	Bethune-Cookman	31 38								
348	H	Morgan St.	66 62	87	A	FGCU	40 89								
340	A	South Carolina St.	60 49	3	H	South Carolina	30 70								
346	H	Florida A&M	56 52	8	A	Washington	36 87								

Non-Div I Games: Columbia (SC) 68 52

Savannah St.

■ Loss,
 ■ Non-Conf,
 ■ S Site,
 ■ Home
 ■ Away
 N Neutral

Average RPI Win:	284	WON-LOST	WINNING	LAST 10	STRENGTH OF	OPP. STRENGTH	TEAM	ADJ.	CONF.	ADJ CONF.
Average RPI Loss:	142	RECORD	PCT. RANK	GAMES	SCHEDULE	OF SCHEDULE	RPI	RPI	RPI	RPI
DIV. I ONLY	8- 13	233	6- 4	189	272	222	222	29	29	
DIV. I NON-CONF.	3- 12	288	1- 5	159	238	289	289	29	29	
TOTALS	RPI 1-25	RPI 26-50	W-L RECORDS	RPI 51-100	RPI 101-150	RPI 150+				
8- 13	0- 1	0- 0	OVERALL	0- 3	0- 2	8- 7				
4- 5	0- 1	0- 0	HOME	0- 0	0- 1	4- 3				
4- 8	0- 0	0- 0	AWAY	0- 3	0- 1	4- 4				
0- 0	0- 0	0- 0	NEUTRAL	0- 0	0- 0	0- 0				
3- 12	0- 1	0- 0	NON-CONFERENCE	0- 3	0- 2	3- 6				
2- 5	0- 1	0- 0	HOME	0- 0	0- 1	2- 3				
1- 7	0- 0	0- 0	AWAY	0- 3	0- 1	1- 3				
0- 0	0- 0	0- 0	NEUTRAL	0- 0	0- 0	0- 0				
5- 1	0- 0	0- 0	CONFERENCE	0- 0	0- 0	5- 1				
2- 0	0- 0	0- 0	HOME	0- 0	0- 0	2- 0				
3- 1	0- 0	0- 0	AWAY	0- 0	0- 0	3- 1				
0- 0	0- 0	0- 0	NEUTRAL	0- 0	0- 0	0- 0				

RPI 1-25				RPI 26-50				RPI 51-100				RPI 101+ Team's RPI: 222			
RPI	S	Opponent	Score	RPI	S	Opponent	Score	RPI	S	Opponent	Score	RPI	S	Opponent	Score
8	H	Washington	64 94					61	A	Montana St.	56 75	109	A	SMU	43 77
								74	A	Colorado St.	62 66	144	H	Idaho	64 68
								75	A	Boise St.	68 73	161	A	San Francisco	59 73
												166	A	UC Riverside	54 58
												184	A	New Mexico St.	69 73
												200	H	Loyola Marymount	59 62
												202	H	CSUN	64 68
												213	H	Grand Canyon	86 60
												218	A	San Diego	44 67
												237	H	UC Santa Barbara	58 53
												242	H	Portland St.	71 79
												260	A	UTRGV	67 54
												296	A	Denver	75 72
												300	H	CSU Bakersfield	54 47
												303	A	UMKC	75 65
												329	A	Chicago St.	64 51
												332	H	Montana	60 44
LAST 12 Division I GAMES:															
260	A	UTRGV	67 54	202	H	CSUN	64 68								
184	A	New Mexico St.	69 73	109	A	SMU	43 77								
213	H	Grand Canyon	86 60	74	A	Colorado St.	62 66								
329	A	Chicago St.	64 51	296	A	Denver	75 72								
303	A	UMKC	75 65	218	A	San Diego	44 67								
300	H	CSU Bakersfield	54 47	166	A	UC Riverside	54 58								

Non-Div I Games:

Seattle U

■ Loss,
 ■ Non-Conf,
 ■ S Site,
 ■ Home
 ■ A Away
 N Neutral

Average RPI Win:	196	WON-LOST	WINNING	LAST 10	STRENGTH OF	OPP. STRENGTH	TEAM	ADJ.	CONF.	ADJ CONF.
Average RPI Loss:	94	RECORD	PCT. RANK	GAMES	SCHEDULE	OF SCHEDULE	RPI	RPI	RPI	RPI
DIV. I ONLY	11- 12	184	3- 7	156	68	181	181	7	7	
DIV. I NON-CONF.	7- 4	114	0- 0	244	152	156	156	7	7	
TOTALS	RPI 1-25	RPI 26-50	W-L RECORDS	RPI 51-100	RPI 101-150	RPI 150+				
11- 12	0- 2	0- 3	OVERALL	2- 3	1- 0	8- 4				
10- 4	0- 2	0- 1	HOME	2- 1	1- 0	7- 0				
1- 8	0- 0	0- 2	AWAY	0- 2	0- 0	1- 4				
0- 0	0- 0	0- 0	NEUTRAL	0- 0	0- 0	0- 0				
7- 4	0- 0	0- 0	NON-CONFERENCE	1- 2	1- 0	5- 2				
6- 1	0- 0	0- 0	HOME	1- 1	1- 0	4- 0				
1- 3	0- 0	0- 0	AWAY	0- 1	0- 0	1- 2				
0- 0	0- 0	0- 0	NEUTRAL	0- 0	0- 0	0- 0				
4- 8	0- 2	0- 3	CONFERENCE	1- 1	0- 0	3- 2				
4- 3	0- 2	0- 1	HOME	1- 0	0- 0	3- 0				
0- 5	0- 0	0- 2	AWAY	0- 1	0- 0	0- 2				
0- 0	0- 0	0- 0	NEUTRAL	0- 0	0- 0	0- 0				

RPI 1-25				RPI 26-50				RPI 51-100				RPI 101+ Team's RPI: 181			
RPI	S	Opponent	Score	RPI	S	Opponent	Score	RPI	S	Opponent	Score	RPI	S	Opponent	Score
15	H	DePaul	65 96	39	A	Marquette	60 103	51	H	UT Arlington	61 86	130	H	Rider	89 81
23	H	Creighton	60 70	39	H	Marquette	77 83	56	A	Minnesota	57 90	157	H	Providence	55 43
				43	A	Georgetown	58 77	62	H	Wake Forest	70 63	167	H	Boston College	71 66
								69	A	Villanova	52 69	177	A	Xavier	64 72
								82	H	St. John's (NY)	64 59	177	H	Xavier	71 62
												187	A	Rutgers	45 53
												204	A	Princeton	67 94
												225	A	Butler	58 79
												225	H	Butler	65 63
												236	A	Marist	76 63
												291	H	Savannah St.	74 60
												301	H	Central Conn. St.	78 70
												333	H	LIU Brooklyn	77 59
LAST 12 Division I GAMES:															
39	A	Marquette	60 103	69	A	Villanova	52 69								
225	H	Butler	65 63	39	H	Marquette	77 83								
177	H	Xavier	71 62	15	H	DePaul	65 96								
23	H	Creighton	60 70	177	A	Xavier	64 72								
157	H	Providence	55 43	225	A	Butler	58 79								
43	A	Georgetown	58 77	82	H	St. John's (NY)	64 59								

Non-Div I Games:

Seton Hall

Average RPI Win:	230	WON-LOST	WINNING	LAST 10	STRENGTH OF	OPP. STRENGTH	TEAM	ADJ.	CONF.	ADJ CONF.
Average RPI Loss:	136	RECORD	PCT. RANK	GAMES	SCHEDULE	OF SCHEDULE	RPI	RPI	RPI	RPI
DIV. I ONLY	9- 13	222	7- 3	119	242	196	196	17	17	
DIV. I NON-CONF.	1- 8	314	0- 1	32	205	249	249	17	17	
TOTALS	RPI 1-25	RPI 26-50	W-L RECORDS	RPI 51-100	RPI 101-150	RPI 150+				
9- 13	0- 0	0- 2	OVERALL	0- 3	0- 2	9- 6				
6- 5	0- 0	0- 1	HOME	0- 1	0- 2	6- 1				
3- 8	0- 0	0- 1	AWAY	0- 2	0- 0	3- 5				
0- 0	0- 0	0- 0	NEUTRAL	0- 0	0- 0	0- 0				
1- 8	0- 0	0- 2	NON-CONFERENCE	0- 2	0- 1	1- 3				
1- 3	0- 0	0- 1	HOME	0- 1	0- 1	1- 0				
0- 5	0- 0	0- 1	AWAY	0- 1	0- 0	0- 3				
0- 0	0- 0	0- 0	NEUTRAL	0- 0	0- 0	0- 0				
8- 5	0- 0	0- 0	CONFERENCE	0- 1	0- 1	8- 3				
5- 2	0- 0	0- 0	HOME	0- 0	0- 1	5- 1				
3- 3	0- 0	0- 0	AWAY	0- 1	0- 0	3- 2				
0- 0	0- 0	0- 0	NEUTRAL	0- 0	0- 0	0- 0				

RPI S	Opponent	Score	RPI S	Opponent	Score	RPI S	Opponent	Score	RPI S	Opponent	Score	Team's RPI: 196
26	H Harvard	58 65	54	A Quinnipiac	47 73	130	H Rider	61 62				
37	A Syracuse	65 102	87	A FGCU	42 66	134	H Hartford	76 80				
			91	H New Hampshire	67 77	151	A Iona	58 46				
						171	A Northeastern	50 61				
						172	A Fairfield	57 61				
						172	H Fairfield	67 52				
						176	A Albany (NY)	86 88				
						203	A Sacred Heart	58 62				
						223	H Niagara	71 53				
						235	A Monmouth	91 86				
						235	H Monmouth	85 76				
						236	A Marist	69 68				
						236	H Marist	59 70				
						238	H Canisius	67 42				
						251	A Manhattan	66 68				
						270	H Colgate	71 63				
						311	H Saint Peter's	80 55				
LAST 12 Division I GAMES:												
236	H Marist	59 70	151	A Iona	58 46							
235	A Monmouth	91 86	130	H Rider	61 62							
238	H Canisius	67 42	172	A Fairfield	57 61							
236	A Marist	69 68	223	H Niagara	71 53							
311	H Saint Peter's	80 55	251	A Manhattan	66 68							
235	H Monmouth	85 76	171	A Northeastern	50 61							

Non-Div I Games:

Siena

Average RPI Win: 244	WON-LOST	WINNING	LAST 10	STRENGTH OF	OPP. STRENGTH	TEAM	ADJ.	CONF.	ADJ CONF.
Average RPI Loss: 147	RECORD	PCT. RANK	GAMES	SCHEDULE	OF SCHEDULE	RPI	RPI	RPI	RPI
DIV. I ONLY	5- 13	284	2- 8	160	210	246	246	21	21
DIV. I NON-CONF.	3- 6	230	0- 2	132	160	198	198	19	19
TOTALS	RPI 1-25	RPI 26-50	W-L RECORDS	RPI 51-100	RPI 101-150	RPI 150+			
5- 13	0- 0	0- 1	OVERALL	0- 5	0- 2	5- 5			
1- 7	0- 0	0- 1	HOME	0- 2	0- 1	1- 3			
3- 5	0- 0	0- 0	AWAY	0- 2	0- 1	3- 2			
1- 1	0- 0	0- 0	NEUTRAL	0- 1	0- 0	1- 0			
3- 6	0- 0	0- 1	NON-CONFERENCE	0- 2	0- 2	3- 1			
1- 2	0- 0	0- 1	HOME	0- 0	0- 1	1- 0			
1- 3	0- 0	0- 0	AWAY	0- 1	0- 1	1- 1			
1- 1	0- 0	0- 0	NEUTRAL	0- 1	0- 0	1- 0			
2- 7	0- 0	0- 0	CONFERENCE	0- 3	0- 0	2- 4			
0- 5	0- 0	0- 0	HOME	0- 2	0- 0	0- 3			
2- 2	0- 0	0- 0	AWAY	0- 1	0- 0	2- 1			
0- 0	0- 0	0- 0	NEUTRAL	0- 0	0- 0	0- 0			

RPI S	Opponent	Score	RPI S	Opponent	Score	RPI S	Opponent	Score	RPI S	Opponent	Score	Team's RPI: 246
			36 H	North Carolina St.	31 74	51 H	UT Arlington	49 73	120 H	Southern Miss.	48 57	
						58 A	Little Rock	54 71	135 A	UCF	58 70	
						64 N	Florida	33 85	191 A	UAB	41 66	
						95 A	Jacksonville	55 62	193 A	New Orleans	65 62	
						100 H	Troy	57 73	208 H	Texas St.	44 57	
									219 H	Southern U.	55 48	
									253 A	Ga. Southern	55 46	
									253 H	Ga. Southern	45 53	
									272 A	Georgia St.	77 47	
									272 H	Georgia St.	45 55	
									285 N	North Florida	62 55	
									323 A	Arkansas St.	53 56	
LAST 12 Division I GAMES:												
253 H	Ga. Southern	45 53	272 A	Georgia St.	77 47							
272 H	Georgia St.	45 55	253 A	Ga. Southern	55 46							
58 A	Little Rock	54 71	100 H	Troy	57 73							
323 A	Arkansas St.	53 56	191 A	UAB	41 66							
208 H	Texas St.	44 57	36 H	North Carolina St.	31 74							
51 H	UT Arlington	49 73	219 H	Southern U.	55 48							

Non-Div I Games: Spring Hill 38 33 William Carey 62 39

South Ala.

Loss,
Non-Conf,
S Site,
H Home
A Away
N Neutral

Team Carolina				Through Games Of Feb. 5, 1917						
Average RPI Win:	88	WON-LOST	WINNING	LAST 10	STRENGTH OF	OPP. STRENGTH	TEAM	ADJ.	CONF.	ADJ CONF.
Average RPI Loss:	12	RECORD	PCT. RANK	GAMES	SCHEDULE	OF SCHEDULE	RPI	RPI	RPI	RPI
DIV. I ONLY	19- 2	7	9- 1	8	2	3	3	2	2	
DIV. I NON-CONF.	10- 1	16	2- 0	19	2	3	3	2	2	
<hr/>										
TOTALS	RPI 1-25	RPI 26-50		W-L RECORDS		RPI 51-100	RPI 101-150	RPI 150+		
19- 2	6- 2	2- 0		OVERALL		2- 0	7- 0	2- 0		
10- 1	2- 1	0- 0		HOME		1- 0	6- 0	1- 0		
8- 1	3- 1	2- 0		AWAY		1- 0	1- 0	1- 0		
1- 0	1- 0	0- 0		NEUTRAL		0- 0	0- 0	0- 0		
10- 1	3- 1	1- 0		NON-CONFERENCE		1- 0	3- 0	2- 0		
6- 0	1- 0	0- 0		HOME		1- 0	3- 0	1- 0		
3- 1	1- 1	1- 0		AWAY		0- 0	0- 0	1- 0		
1- 0	1- 0	0- 0		NEUTRAL		0- 0	0- 0	0- 0		
9- 1	3- 1	1- 0		CONFERENCE		1- 0	4- 0	0- 0		
4- 1	1- 1	0- 0		HOME		0- 0	3- 0	0- 0		
5- 0	2- 0	1- 0		AWAY		1- 0	1- 0	0- 0		
0- 0	0- 0	0- 0		NEUTRAL		0- 0	0- 0	0- 0		

RPI	S	Opponent	Score	RPI	S	Opponent	Score	RPI	S	Opponent	Score	RPI	S	Opponent	Score
4	H	Mississippi St.	64 61	27	A	Ohio St.	92 80	56	H	Minnesota	98 58	103	H	Ole Miss	65 46
10	A	Texas	76 67	28	A	LSU	84 61	64	A	Florida	81 62	105	A	Georgia	62 44
11	A	Duke	63 74									105	H	Georgia	66 63
12	H	Tennessee	74 76									117	H	Alabama	93 45
13	H	UCLA	66 57									119	H	Maine	79 42
14	N	Louisville	83 59									122	H	Clemson	83 61
16	A	Kentucky	75 63									141	H	Hampton	92 38
24	A	Auburn	73 47									291	A	Savannah St.	70 30
												311	H	Saint Peter's	93 38
LAST 12 Division I GAMES:															
16	A	Kentucky	75 63	105	H	Georgia	66 63								
12	H	Tennessee	74 76	64	A	Florida	81 62								
105	A	Georgia	62 44	24	A	Auburn	73 47								
4	H	Mississippi St.	64 61	117	H	Alabama	93 45								
103	H	Ole Miss	65 46	291	A	Savannah St.	70 30								
28	A	LSU	84 61	13	H	UCLA	66 57								

Non-Div I Games:

South Carolina

■ Loss,
 ■ Non-Conf, S Site,
 ■ Home
 ■ Away
 N Neutral

Average RPI Win:	301	WON-LOST	WINNING	LAST 10	STRENGTH OF	OPP. STRENGTH	TEAM	ADJ.	CONF.	ADJ CONF.
Average RPI Loss:	227	RECORD	PCT. RANK	GAMES	SCHEDULE	OF SCHEDULE	RPI	RPI	RPI	RPI
DIV. I ONLY	3- 14	322	2- 8	344	317	340	340	32	32	
DIV. I NON-CONF.	1- 8	314	0- 4	326	233	341	341	31	31	
TOTALS	RPI 1-25	RPI 26-50	W-L RECORDS	RPI 51-100	RPI 101-150	RPI 150+				
3- 14	0- 0	0- 0	OVERALL	0- 1	0- 3	3- 10				
1- 4	0- 0	0- 0	HOME	0- 0	0- 0	1- 4				
2- 9	0- 0	0- 0	AWAY	0- 1	0- 3	2- 5				
0- 1	0- 0	0- 0	NEUTRAL	0- 0	0- 0	0- 1				
1- 8	0- 0	0- 0	NON-CONFERENCE	0- 1	0- 2	1- 5				
0- 1	0- 0	0- 0	HOME	0- 0	0- 0	0- 1				
1- 6	0- 0	0- 0	AWAY	0- 1	0- 2	1- 3				
0- 1	0- 0	0- 0	NEUTRAL	0- 0	0- 0	0- 1				
2- 6	0- 0	0- 0	CONFERENCE	0- 0	0- 1	2- 5				
1- 3	0- 0	0- 0	HOME	0- 0	0- 0	1- 3				
1- 3	0- 0	0- 0	AWAY	0- 0	0- 1	1- 2				
0- 0	0- 0	0- 0	NEUTRAL	0- 0	0- 0	0- 0				

RPI 1-25				RPI 26-50				RPI 51-100				RPI 101+ Team's RPI: 340					
RPI	S	Opponent	Score	RPI	S	Opponent	Score	RPI	S	Opponent	Score	RPI	S	Opponent	Score		
								72	A	North Carolina	49	82	105	A	Georgia	50	64
												122	A	Clemson	36	56	
												141	A	Hampton	46	80	
												228	A	UMES	67	60	
												229	A	Wofford	65	66	
												239	A	Howard	57	75	
												247	N	Coastal Caro.	54	63	
												253	A	Ga. Southern	58	74	
												258	H	Bethune-Cookman	34	64	
												282	A	Charleston So.	62	67	
												291	H	Savannah St.	49	60	
												294	A	Coppin St.	54	70	
												307	H	USC Upstate	67	73	
												326	A	Winthrop	63	55	
												342	H	Delaware St.	70	72	
												348	H	Morgan St.	50	46	
LAST 12 Division I GAMES:																	
239	A	Howard	57	75	258	H	Bethune-Cookman	34	64								
228	A	UMES	67	60	294	A	Coppin St.	54	70								
141	A	Hampton	46	80	72	A	North Carolina	49	82								
348	H	Morgan St.	50	46	253	A	Ga. Southern	58	74								
342	H	Delaware St.	70	72	122	A	Clemson	36	56								
291	H	Savannah St.	49	60	247	N	Coastal Caro.	54	63								

Non-Div I Games: St. Andrews 72 35 Morris 85 57

South Carolina St.

Loss, Non-Conf, S Site, H Home A Away N Neutral

Average RPI Win:	187	WON-LOST	WINNING	LAST 10	STRENGTH OF	OPP. STRENGTH	TEAM	ADJ.	CONF.	ADJ CONF.
Average RPI Loss:	146	RECORD	PCT. RANK	GAMES	SCHEDULE	OF SCHEDULE	RPI	RPI	RPI	RPI
DIV. I ONLY	17- 4	19	8- 2	208	144	66	66	11	11	
DIV. I NON-CONF.	9- 2	37	2- 0	123	191	36	36	9	9	
TOTALS	RPI 1-25	RPI 26-50	W-L RECORDS	RPI 51-100	RPI 101-150	RPI 150+				
17- 4	0- 0	1- 0	OVERALL	2- 2	3- 1	11- 1				
8- 1	0- 0	1- 0	HOME	1- 1	1- 0	5- 0				
6- 3	0- 0	0- 0	AWAY	0- 1	2- 1	4- 1				
3- 0	0- 0	0- 0	NEUTRAL	1- 0	0- 0	2- 0				
9- 2	0- 0	0- 0	NON-CONFERENCE	1- 1	2- 1	6- 0				
3- 0	0- 0	0- 0	HOME	0- 0	1- 0	2- 0				
3- 2	0- 0	0- 0	AWAY	0- 1	1- 1	2- 0				
3- 0	0- 0	0- 0	NEUTRAL	1- 0	0- 0	2- 0				
8- 2	0- 0	1- 0	CONFERENCE	1- 1	1- 0	5- 1				
5- 1	0- 0	1- 0	HOME	1- 1	0- 0	3- 0				
3- 1	0- 0	0- 0	AWAY	0- 0	1- 0	2- 1				
0- 0	0- 0	0- 0	NEUTRAL	0- 0	0- 0	0- 0				

RPI 1-25				RPI 26-50				RPI 51-100				Team's RPI: 66		RPI 101+			
RPI	S	Opponent	Score	RPI	S	Opponent	Score	RPI	S	Opponent	Score			RPI	S	Opponent	Score
				40	H	South Dakota St.	65 62	65	H	IUPUI	75 62			102	H	SFA	80 74
								85	N	Northern Ill.	97 83			126	A	Arkansas	67 70
								90	H	Western Ill.	78 86			139	A	Tulsa	71 68
								93	A	Wyoming	62 69			148	A	Oral Roberts	69 47
														160	A	Omaha	60 52
														166	A	UC Riverside	61 55
														183	H	Illinois	77 68
														194	H	San Jose St.	84 69
														201	N	Southern Ill.	68 57
														209	N	SIUE	75 68
														276	A	North Dakota St.	73 83
														276	H	North Dakota St.	80 48
														296	A	Denver	53 44
														296	H	Denver	70 64
														300	A	CSU Bakersfield	75 60
														316	H	Fort Wayne	87 59
LAST 12 Division I GAMES:																	
				296	A	Denver	53 44					65	H	IUPUI	75 62		
				90	H	Western Ill.	78 86					276	A	North Dakota St.	73 83		
				276	H	North Dakota St.	80 48					40	H	South Dakota St.	65 62		
				316	H	Fort Wayne	87 59					296	H	Denver	70 64		
				160	A	Omaha	60 52					201	N	Southern Ill.	68 57		
				148	A	Oral Roberts	69 47					85	N	Northern Ill.	97 83		

Non-Div I Games: Concordia-St. Paul 83 58 Northwestern (IA) 100 57

South Dakota

■ Loss,
 ■ Non-Conf, S Site,
 ■ Home
 ■ Away
 N Neutral

Average RPI Win:	176	WON-LOST	WINNING	LAST 10	STRENGTH OF	OPP. STRENGTH	TEAM	ADJ.	CONF.	ADJ CONF.
Average RPI Loss:	59	RECORD	PCT. RANK	GAMES	SCHEDULE	OF SCHEDULE	RPI	RPI	RPI	RPI
DIV. I ONLY	17- 5	28	8- 2	116	88	40	40	11	11	
DIV. I NON-CONF.	9- 3	63	1- 1	36	41	20	20	9	9	
TOTALS	RPI 1-25	RPI 26-50	W-L RECORDS	RPI 51-100	RPI 101-150	RPI 150+				
17- 5	1- 2	1- 1	OVERALL	4- 1	1- 0	10- 1				
9- 1	1- 0	0- 1	HOME	3- 0	0- 0	5- 0				
7- 4	0- 2	1- 0	AWAY	1- 1	1- 0	4- 1				
1- 0	0- 0	0- 0	NEUTRAL	0- 0	0- 0	1- 0				
9- 3	1- 2	1- 1	NON-CONFERENCE	2- 0	0- 0	5- 0				
4- 1	1- 0	0- 1	HOME	1- 0	0- 0	2- 0				
4- 2	0- 2	1- 0	AWAY	1- 0	0- 0	2- 0				
1- 0	0- 0	0- 0	NEUTRAL	0- 0	0- 0	1- 0				
8- 2	0- 0	0- 0	CONFERENCE	2- 1	1- 0	5- 1				
5- 0	0- 0	0- 0	HOME	2- 0	0- 0	3- 0				
3- 2	0- 0	0- 0	AWAY	0- 1	1- 0	2- 1				
0- 0	0- 0	0- 0	NEUTRAL	0- 0	0- 0	0- 0				

RPI 1-25				RPI 26-50				Team's RPI: 40				RPI 51-100				RPI 101+			
RPI	S	Opponent	Score	RPI	S	Opponent	Score	RPI	S	Opponent	Score	RPI	S	Opponent	Score	RPI	S	Opponent	Score
14	A	Louisville	30 83	32	H	Green Bay	43 67	53	A	Iowa	66 64	148	A	Oral Roberts	78 57				
22	A	Oklahoma	60 74	50	A	UNI	61 50	65	H	IUPUI	68 49	154	A	North Dakota	83 72				
23	H	Creighton	63 56					66	A	South Dakota	62 65	160	A	Omaha	82 83				
								68	H	George Washington	60 55	160	H	Omaha	76 64				
								90	H	Western Ill.	73 58	168	A	Wichita St.	78 58				
												209	H	SIUE	82 49				
												276	A	North Dakota St.	69 66				
												276	H	North Dakota St.	70 44				
												296	A	Denver	72 63				
												313	H	Ark.-Pine Bluff	103 45				
												316	H	Fort Wayne	73 51				
												332	N	Montana	84 43				
LAST 12 Division I GAMES:																			
276	H	North Dakota St.	70 44	160	H	Omaha	76 64												
160	A	Omaha	82 83	316	H	Fort Wayne	73 51												
90	H	Western Ill.	73 58	66	A	South Dakota	62 65												
296	A	Denver	72 63	276	A	North Dakota St.	69 66												
148	A	Oral Roberts	78 57	168	A	Wichita St.	78 58												
65	H	IUPUI	68 49	14	A	Louisville	30 83												

Non-Div I Games:

South Dakota St.

■ Loss,
 ■ Non-Conf, S Site,
 ■ Home
 ■ Away
 N Neutral

Average RPI Win: 151		WON-LOST	WINNING	LAST 10	STRENGTH OF	OPP. STRENGTH	TEAM	ADJ.	CONF.	ADJ CONF.
Average RPI Loss: 36		RECORD	PCT. RANK	GAMES	SCHEDULE	OF SCHEDULE	RPI	RPI	RPI	RPI
DIV. I ONLY		18- 3	13	8- 2	63	57	21	21	5	5
DIV. I NON-CONF.		11- 2	24	3- 1	140	87	50	50	5	5
TOTALS		RPI 1-25	RPI 26-50		W-L RECORDS		RPI 51-100	RPI 101-150	RPI 150+	
18- 3	0- 2	2- 0		OVERALL		3- 1	6- 0	7- 0		
9- 1	0- 1	0- 0		HOME		1- 0	3- 0	5- 0		
5- 1	0- 1	2- 0		AWAY		0- 0	1- 0	2- 0		
4- 1	0- 0	0- 0		NEUTRAL		2- 1	2- 0	0- 0		
11- 2	0- 1	0- 0		NON-CONFERENCE		3- 1	3- 0	5- 0		
5- 1	0- 1	0- 0		HOME		1- 0	1- 0	3- 0		
2- 0	0- 0	0- 0		AWAY		0- 0	0- 0	2- 0		
4- 1	0- 0	0- 0		NEUTRAL		2- 1	2- 0	0- 0		
7- 1	0- 1	2- 0		CONFERENCE		0- 0	3- 0	2- 0		
4- 0	0- 0	0- 0		HOME		0- 0	2- 0	2- 0		
3- 1	0- 1	2- 0		AWAY		0- 0	1- 0	0- 0		
0- 0	0- 0	0- 0		NEUTRAL		0- 0	0- 0	0- 0		

RPI	S	Opponent	Score	RPI	S	Opponent	Score	RPI	S	Opponent	Score	RPI	S	Opponent	Score
1	A	UConn	37 102	33	A	Temple	55 51	72	N	North Carolina	83 55	105	N	Georgia	81 65
14	H	Louisville	52 66	35	A	Tulane	62 53	76	N	UNLV	77 42	108	H	East Carolina	79 48
								94	N	Long Beach St.	68 73	109	A	SMU	52 51
								95	H	Jacksonville	64 52	139	H	Tulsa	84 68
												140	H	Stetson	74 60
												147	N	Santa Clara	63 54
												155	H	Cincinnati	72 52
												188	H	Memphis	79 49
												220	H	Saint Francis (PA)	129 80
												225	A	Butler	74 59
												269	H	FIU	91 41
												285	H	North Florida	78 42
												323	A	Arkansas St.	78 59
LAST 12 Division I GAMES:															
155	H	Cincinnati	72 52	1	A	UConn	37 102	139	H	Tulsa	84 68				
33	A	Temple	55 51	35	A	Tulane	62 53	140	H	Stetson	74 60				
109	A	SMU	52 51	76	N	UNLV	77 42	147	N	Santa Clara	63 54				
14	H	Louisville	52 66												
188	H	Memphis	79 49												
108	H	East Carolina	79 48												

Non-Div I Games:

South Fla.

Average RPI Win: 277		WON-LOST	WINNING	LAST 10	STRENGTH OF		OPP. STRENGTH	TEAM	ADJ.	CONF.	ADJ CONF.
Average RPI Loss: 195		RECORD	PCT. RANK	GAMES	SCHEDULE		OF SCHEDULE	RPI	RPI	RPI	RPI
DIV. I ONLY		8- 13	233	4- 6	307		296	286	286	26	26
DIV. I NON-CONF.		4- 7	224	1- 1	293		298	293	293	26	26
TOTALS		RPI 1-25	RPI 26-50		W-L RECORDS		RPI 51-100	RPI 101-150		RPI 150+	
8- 13		0- 0	0- 0		OVERALL		0- 2	0- 1		8- 10	
3- 6		0- 0	0- 0		HOME		0- 1	0- 1		3- 4	
4- 6		0- 0	0- 0		AWAY		0- 1	0- 0		4- 5	
1- 1		0- 0	0- 0		NEUTRAL		0- 0	0- 0		1- 1	
4- 7		0- 0	0- 0		NON-CONFERENCE		0- 1	0- 1		4- 5	
2- 3		0- 0	0- 0		HOME		0- 1	0- 1		2- 1	
1- 3		0- 0	0- 0		AWAY		0- 0	0- 0		1- 3	
1- 1		0- 0	0- 0		NEUTRAL		0- 0	0- 0		1- 1	
4- 6		0- 0	0- 0		CONFERENCE		0- 1	0- 0		4- 5	
1- 3		0- 0	0- 0		HOME		0- 0	0- 0		1- 3	
3- 3		0- 0	0- 0		AWAY		0- 1	0- 0		3- 2	
0- 0		0- 0	0- 0		NEUTRAL		0- 0	0- 0		0- 0	

RPI 1-25				RPI 26-50				RPI 51-100				RPI 101+				Team's RPI: 286	
RPI	S	Opponent	Score	RPI	S	Opponent	Score	RPI	S	Opponent	Score	RPI	S	Opponent	Score		
								77	A	Belmont	77	89	110	H	Saint Louis	50	89
								90	H	Western Ill.	87	100	155	H	Cincinnati	75	83
													177	A	Xavier	48	54
													188	A	Memphis	63	65
													201	A	Southern Ill.	70	77
													205	N	Louisiana	78	82
													209	A	SIUE	69	70
													232	A	Tennessee St.	75	67
													249	H	Murray St.	79	70
													254	A	Austin Peay	74	84
													257	H	Tennessee Tech	63	74
													262	A	Jacksonville St.	65	58
													264	A	UT Martin	82	79
													274	A	Evansville	76	74
													283	H	Lipscomb	79	63
													299	N	Alcorn	68	50
													304	H	Eastern Ill.	62	71
													309	H	Eastern Ky.	63	74
													349	H	Alabama A&M	75	47
LAST 12 Division I GAMES:																	
				262	A	Jacksonville St.	65 58	77	A	Belmont	77	89					
				254	A	Austin Peay	74 84	232	A	Tennessee St.	75	67					
				249	H	Murray St.	79 70	309	H	Eastern Ky.	63	74					
				304	H	Eastern Ill.	62 71	257	H	Tennessee Tech	63	74					
				209	A	SIUE	69 70	349	H	Alabama A&M	75	47					
				264	A	UT Martin	82 79	188	A	Memphis	63	65					

Non-Div I Games:	Hannibal-La Grange 99	52	Stephens College	107	59
------------------	-----------------------	----	------------------	-----	----

Southeast Mo. St.

Loss, Non-Conf, S Site, H Home A Away N Neutral

Average RPI Win:	306	WON-LOST	WINNING	LAST 10	STRENGTH OF	OPP. STRENGTH	TEAM	ADJ.	CONF.	ADJ CONF.
Average RPI Loss:	203	RECORD	PCT. RANK	GAMES	SCHEDULE	OF SCHEDULE	RPI	RPI	RPI	RPI
DIV. I ONLY	3- 17	327	2- 8	322	305	336	336	27	27	
DIV. I NON-CONF.	1- 9	323	0- 2	141	236	307	307	27	27	
TOTALS	RPI 1-25	RPI 26-50	W-L RECORDS	RPI 51-100	RPI 101-150	RPI 150+				
3- 17	0- 1	0- 0	OVERALL	0- 3	0- 3	3- 10				
2- 5	0- 0	0- 0	HOME	0- 0	0- 1	2- 4				
1- 12	0- 1	0- 0	AWAY	0- 3	0- 2	1- 6				
0- 0	0- 0	0- 0	NEUTRAL	0- 0	0- 0	0- 0				
1- 9	0- 1	0- 0	NON-CONFERENCE	0- 3	0- 1	1- 4				
1- 1	0- 0	0- 0	HOME	0- 0	0- 0	1- 1				
0- 8	0- 1	0- 0	AWAY	0- 3	0- 1	0- 3				
0- 0	0- 0	0- 0	NEUTRAL	0- 0	0- 0	0- 0				
2- 8	0- 0	0- 0	CONFERENCE	0- 0	0- 2	2- 6				
1- 4	0- 0	0- 0	HOME	0- 0	0- 1	1- 3				
1- 4	0- 0	0- 0	AWAY	0- 0	0- 1	1- 3				
0- 0	0- 0	0- 0	NEUTRAL	0- 0	0- 0	0- 0				

RPI S	Opponent	Score	RPI S	Opponent	Score	RPI S	Opponent	Score	RPI S	Opponent	Score	Team's RPI: 336
5	A Baylor	38 109				64	A Florida	51 102	103	A Ole Miss	31 81	
						74	A Colorado St.	31 77	114	H Abilene Christian	57 82	
						78	A Colorado	54 112	132	A Lamar University	68 86	
									179	A Houston	80 83	
									205	A Louisiana	77 86	
									258	H Bethune-Cookman	75 63	
									266	H Grambling	71 87	
									279	H McNeese	83 86	
									287	A A&M-Corpus Christi	61 77	
									305	H Nicholls St.	60 76	
									320	H Northwestern St.	69 58	
									335	A Incarnate Word	56 96	
									335	H Incarnate Word	76 85	
									339	A Houston Baptist	87 71	
									343	A Sam Houston St.	61 68	
									347	A Jackson St.	66 83	
LAST 12 Division I GAMES:												
305	H Nicholls St.	60 76	132	A Lamar University	68 86							
343	A Sam Houston St.	61 68	339	A Houston Baptist	87 71							
320	H Northwestern St.	69 58	335	H Incarnate Word	76 85							
335	A Incarnate Word	56 96	114	H Abilene Christian	57 82							
279	H McNeese	83 86	64	A Florida	51 102							
287	A A&M-Corpus Christi	61 77	266	H Grambling	71 87							

Non-Div I Games: Mobile 67 52

Southeastern La.

■ Loss,
 ■ Non-Conf, S Site,
 ■ Home
 ■ Away
 N Neutral

Average RPI Win:	169	WON-LOST	WINNING	LAST 10	STRENGTH OF	OPP. STRENGTH	TEAM	ADJ.	CONF.	ADJ CONF.
Average RPI Loss:	29	RECORD	PCT. RANK	GAMES	SCHEDULE	OF SCHEDULE	RPI	RPI	RPI	RPI
DIV. I ONLY	12- 10	141	2- 8	37	15	70	70	1	1	
DIV. I NON-CONF.	9- 2	37	1- 0	162	122	60	60	1	1	
TOTALS	RPI 1-25	RPI 26-50	W-L RECORDS	RPI 51-100	RPI 101-150	RPI 150+				
12- 10	1- 6	1- 1	OVERALL	2- 3	1- 0	7- 0				
7- 5	0- 3	1- 1	HOME	2- 1	1- 0	3- 0				
3- 5	1- 3	0- 0	AWAY	0- 2	0- 0	2- 0				
2- 0	0- 0	0- 0	NEUTRAL	0- 0	0- 0	2- 0				
9- 2	1- 1	0- 0	NON-CONFERENCE	1- 1	0- 0	7- 0				
4- 1	0- 1	0- 0	HOME	1- 0	0- 0	3- 0				
3- 1	1- 0	0- 0	AWAY	0- 1	0- 0	2- 0				
2- 0	0- 0	0- 0	NEUTRAL	0- 0	0- 0	2- 0				
3- 8	0- 5	1- 1	CONFERENCE	1- 2	1- 0	0- 0				
3- 4	0- 2	1- 1	HOME	1- 1	1- 0	0- 0				
0- 4	0- 3	0- 0	AWAY	0- 1	0- 0	0- 0				
0- 0	0- 0	0- 0	NEUTRAL	0- 0	0- 0	0- 0				

RPI 1-25				RPI 26-50				RPI 51-100 Team's RPI: 70				RPI 101+			
RPI	S	Opponent	Score	RPI	S	Opponent	Score	RPI	S	Opponent	Score	RPI	S	Opponent	Score
4	H	Mississippi St.	72 76	30	H	Arizona St.	65 50	57	H	Utah	53 58	127	H	Arizona	58 54
6	H	Oregon St.	60 74	38	H	Oregon	53 59	67	A	Washington St.	57 74	162	N	Missouri St.	89 67
8	A	Washington	67 77					76	A	UNLV	66 77	166	H	UC Riverside	67 49
9	A	Stanford	42 58					78	H	Colorado	79 54	230	H	Hawaii	76 44
13	A	UCLA	67 71					94	H	Long Beach St.	82 74	263	A	Sacramento St.	111 95
13	H	UCLA	59 74									266	H	Grambling	75 64
20	A	Texas A&M	66 62									268	N	Portland	67 54
												327	A	UC Irvine	83 45
LAST 12 Division I GAMES:															
9	A	Stanford	42 58	38	H	Oregon	53 59	67	A	Washington St.	57 74	8	A	Washington	67 77
30	H	Arizona St.	65 50					57	H	Utah	53 58	78	H	Colorado	79 54
127	H	Arizona	58 54					327	A	UC Irvine	83 45				
13	A	UCLA	67 71												
13	H	UCLA	59 74												
6	H	Oregon St.	60 74												

Non-Div I Games:

Southern California

■ Loss,
■ Non-Conf,
■ S Site,
■ H Home
■ A Away
N Neutral

Average RPI Win:	239	WON-LOST	WINNING	LAST 10	STRENGTH OF	OPP. STRENGTH	TEAM	ADJ.	CONF.	ADJ CONF.
Average RPI Loss:	134	RECORD	PCT. RANK	GAMES	SCHEDULE	OF SCHEDULE	RPI	RPI	RPI	RPI
DIV. I ONLY	9- 11	203	4- 6	191	176	201	201	16	16	
DIV. I NON-CONF.	5- 5	165	1- 1	199	209	174	174	14	14	
TOTALS	RPI 1-25	RPI 26-50	W-L RECORDS	RPI 51-100	RPI 101-150	RPI 150+				
9- 11	0- 1	0- 3	OVERALL	1- 1	0- 0	8- 6				
5- 4	0- 0	0- 1	HOME	0- 0	0- 0	5- 3				
4- 6	0- 1	0- 2	AWAY	1- 0	0- 0	3- 3				
0- 1	0- 0	0- 0	NEUTRAL	0- 1	0- 0	0- 0				
5- 5	0- 1	0- 0	NON-CONFERENCE	1- 1	0- 0	4- 3				
3- 1	0- 0	0- 0	HOME	0- 0	0- 0	3- 1				
2- 3	0- 1	0- 0	AWAY	1- 0	0- 0	1- 2				
0- 1	0- 0	0- 0	NEUTRAL	0- 1	0- 0	0- 0				
4- 6	0- 0	0- 3	CONFERENCE	0- 0	0- 0	4- 3				
2- 3	0- 0	0- 1	HOME	0- 0	0- 0	2- 2				
2- 3	0- 0	0- 2	AWAY	0- 0	0- 0	2- 1				
0- 0	0- 0	0- 0	NEUTRAL	0- 0	0- 0	0- 0				

RPI 1-25				RPI 26-50				RPI 51-100				RPI 101+ Team's RPI: 201			
RPI	S	Opponent	Score	RPI	S	Opponent	Score	RPI	S	Opponent	Score	RPI	S	Opponent	Score
22	A	Oklahoma	48 80	29	A	Drake	59 75	66	N	South Dakota	57 68	162	H	Missouri St.	60 78
				29	H	Drake	60 71	96	A	Purdue	64 61	168	H	Wichita St.	77 54
				50	A	UNI	49 79					182	H	Indiana St.	53 68
												188	H	Memphis	69 61
												191	H	UAB	49 64
												209	A	SIUE	59 60
												233	A	Bradley	66 57
												249	H	Murray St.	70 63
												264	A	UT Martin	68 76
												274	A	Evansville	60 63
												286	H	Southeast Mo. St.	77 70
												303	A	UMKC	77 69
												310	H	Loyola Chicago	73 57
												317	A	Illinois St.	63 56
LAST 12 Division I GAMES:															
29	H	Drake	60 71	29	A	Drake	59 75								
317	A	Illinois St.	63 56	50	A	UNI	49 79								
233	A	Bradley	66 57	182	H	Indiana St.	53 68								
274	A	Evansville	60 63	310	H	Loyola Chicago	73 57								
162	H	Missouri St.	60 78	66	N	South Dakota	57 68								
168	H	Wichita St.	77 54	303	A	UMKC	77 69								

Non-Div I Games: Brescia 104 35

Southern Ill.

■ Loss,
 ■ Non-Conf,
 ■ S Site,
 ■ Home
 ■ A Away
 N Neutral

Average RPI Win: 206		WON-LOST	WINNING	LAST 10	STRENGTH OF	OPP. STRENGTH	TEAM	ADJ.	CONF.	ADJ CONF.
Average RPI Loss: 121		RECORD	PCT. RANK	GAMES	SCHEDULE	OF SCHEDULE	RPI	RPI	RPI	RPI
DIV. I ONLY		13- 8	115	6- 4	159	142	120	120	15	15
DIV. I NON-CONF.		7- 4	114	1- 1	184	157	144	144	16	16
TOTALS		RPI 1-25	RPI 26-50	W-L RECORDS	RPI 51-100	RPI 101-150	RPI 150+			
13- 8	0- 1		0- 2	OVERALL	1- 1	1- 0	11- 4			
8- 2	0- 1		0- 0	HOME	1- 1	1- 0	6- 0			
4- 4	0- 0		0- 0	AWAY	0- 0	0- 0	4- 0			
1- 2	0- 0		0- 1	NEUTRAL	0- 0	0- 0	1- 1			
7- 4	0- 1		0- 2	NON-CONFERENCE	0- 0	0- 0	7- 1			
5- 1	0- 1		0- 0	HOME	0- 0	0- 0	5- 0			
1- 1	0- 0		0- 1	AWAY	0- 0	0- 0	1- 0			
1- 2	0- 0		0- 1	NEUTRAL	0- 0	0- 0	1- 1			
6- 4	0- 0		0- 0	CONFERENCE	1- 1	1- 0	4- 3			
3- 1	0- 0		0- 0	HOME	1- 1	1- 0	1- 0			
3- 3	0- 0		0- 0	AWAY	0- 0	0- 0	3- 3			
0- 0	0- 0		0- 0	NEUTRAL	0- 0	0- 0	0- 0			

RPI 1-25				RPI 26-50				RPI 51-100				RPI 101+				Team's RPI: 120	
RPI	S	Opponent	Score	RPI	S	Opponent	Score	RPI	S	Opponent	Score	RPI	S	Opponent	Score		
4	H	Mississippi St.	50 72	35	A	Tulane	67 86	80	H	Charlotte	61 78	128	H	Old Dominion	84 69		
				45	N	California	51 71	84	H	Middle Tenn.	81 61	152	A	Rice	68 76		
												156	A	UTSA	69 68		
												173	A	Louisiana Tech	61 72		
												177	N	Xavier	73 59		
												191	H	UAB	64 59		
												193	H	New Orleans	78 53		
												199	H	Alabama St.	70 43		
												205	H	Louisiana	71 49		
												216	A	North Texas	62 75		
												234	A	Marshall	82 78		
												246	A	South Ala.	57 48		
												261	N	Northern Ky.	53 58		
												277	H	Mississippi Val.	83 55		
												293	A	UTEP	79 68		
												299	H	Alcorn	99 56		
LAST 12 Division I GAMES:																	
				234	A	Marshall	82 78	128	H	Old Dominion	84 69						
				191	H	UAB	64 59	293	A	UTEP	79 68						
				84	H	Middle Tenn.	81 61	156	A	UTSA	69 68						
				152	A	Rice	68 76	173	A	Louisiana Tech	61 72						
				216	A	North Texas	62 75	261	N	Northern Ky.	53 58						
				80	H	Charlotte	61 78	177	N	Xavier	73 59						

Non-Div I Games:	William Carey	92	39
------------------	---------------	----	----

Southern Miss.

Loss, Non-Conf, S Site, H Home A Away N Neutral

Average RPI Win:	300	WON-LOST	WINNING	LAST 10	STRENGTH OF	OPP. STRENGTH	TEAM	ADJ.	CONF.	ADJ CONF.
Average RPI Loss:	130	RECORD	PCT. RANK	GAMES	SCHEDULE	OF SCHEDULE	RPI	RPI	RPI	RPI
DIV. I ONLY	7- 9	208	6- 4	274	261	219	219	30	30	
DIV. I NON-CONF.	1- 6	310	0- 3	49	17	221	221	30	30	
TOTALS	RPI 1-25	RPI 26-50	W-L RECORDS	RPI 51-100	RPI 101-150	RPI 150+				
7- 9	0- 2	0- 2	OVERALL	0- 0	0- 1	7- 4				
4- 1	0- 0	0- 0	HOME	0- 0	0- 0	4- 1				
3- 7	0- 0	0- 0	AWAY	0- 0	0- 0	3- 1				
0- 1	0- 1	0- 0	NEUTRAL	0- 0	0- 0	0- 0				
1- 6	0- 2	0- 2	NON-CONFERENCE	0- 0	0- 1	1- 1				
1- 0	0- 0	0- 0	HOME	0- 0	0- 0	1- 0				
0- 5	0- 1	0- 2	AWAY	0- 0	0- 1	0- 1				
0- 1	0- 1	0- 0	NEUTRAL	0- 0	0- 0	0- 0				
6- 3	0- 0	0- 0	CONFERENCE	0- 0	0- 0	6- 3				
3- 1	0- 0	0- 0	HOME	0- 0	0- 0	3- 1				
3- 2	0- 0	0- 0	AWAY	0- 0	0- 0	3- 2				
0- 0	0- 0	0- 0	NEUTRAL	0- 0	0- 0	0- 0				

RPI 1-25				RPI 26-50				RPI 51-100				RPI 101+ Team's RPI: 219			
RPI	S	Opponent	Score	RPI	S	Opponent	Score	RPI	S	Opponent	Score	RPI	S	Opponent	Score
13	A	UCLA	47 95	27	A	Ohio St.	73 108					108	A	East Carolina	55 62
20	N	Texas A&M	58 81	47	A	Michigan St.	55 70					199	A	Alabama St.	70 75
												211	H	Texas Southern	71 77
												246	A	South Ala.	48 55
												258	H	Bethune-Cookman	61 59
												266	A	Grambling	71 68
												277	H	Mississippi Val.	51 44
												288	H	Prairie View	86 72
												299	A	Alcorn	63 69
												313	H	Ark.-Pine Bluff	67 50
												347	A	Jackson St.	85 56
												349	A	Alabama A&M	66 54
LAST 12 Division I GAMES:															
299	A	Alcorn	63 69	266	A	Grambling	71 68								
199	A	Alabama St.	70 75	211	H	Texas Southern	71 77								
349	A	Alabama A&M	66 54	288	H	Prairie View	86 72								
277	H	Mississippi Val.	51 44	108	A	East Carolina	55 62								
313	H	Ark.-Pine Bluff	67 50	20	N	Texas A&M	58 81								
347	A	Jackson St.	85 56	246	A	South Ala.	48 55								

Non-Div I Games: Spring Hill 68 53

Southern U.

Southern Utah

Through Games Of Feb. 3, 2017

Average RPI Win:	260	WON-LOST	WINNING	LAST 10	STRENGTH OF	OPP. STRENGTH	TEAM	ADJ.	CONF.	ADJ CONF.
Average RPI Loss:	166	RECORD	PCT. RANK	GAMES	SCHEDULE	OF SCHEDULE	RPI	RPI	RPI	RPI
DIV. I ONLY	4- 16	314	0- 10	144	274	265	265	18	18	
DIV. I NON-CONF.	4- 6	209	2- 0	163	258	179	179	18	18	
TOTALS	RPI 1-25	RPI 26-50	W-L RECORDS	RPI 51-100	RPI 101-150	RPI 150+				
4- 16	0- 1	0- 0	OVERALL	0- 2	0- 5	4- 8				
0- 9	0- 0	0- 0	HOME	0- 0	0- 4	0- 5				
4- 7	0- 1	0- 0	AWAY	0- 2	0- 1	4- 3				
0- 0	0- 0	0- 0	NEUTRAL	0- 0	0- 0	0- 0				
4- 6	0- 1	0- 0	NON-CONFERENCE	0- 2	0- 1	4- 2				
0- 3	0- 0	0- 0	HOME	0- 0	0- 1	0- 2				
4- 3	0- 1	0- 0	AWAY	0- 2	0- 0	4- 0				
0- 0	0- 0	0- 0	NEUTRAL	0- 0	0- 0	0- 0				
0- 10	0- 0	0- 0	CONFERENCE	0- 0	0- 4	0- 6				
0- 6	0- 0	0- 0	HOME	0- 0	0- 3	0- 3				
0- 4	0- 0	0- 0	AWAY	0- 0	0- 1	0- 3				
0- 0	0- 0	0- 0	NEUTRAL	0- 0	0- 0	0- 0				

RPI 1-25			RPI 26-50			RPI 51-100			RPI 101+			Team's RPI: 265
RPI	S	Opponent	Score	RPI	S	Opponent	Score	RPI	S	Opponent	Score	Score
6	A	Oregon St.	38 77					57	A	Utah	43 69	101 A Northern Colo. 55 74
								93	A	Wyoming	48 68	101 H Northern Colo. 53 83
												127 H Arizona 65 77
												144 H Idaho 68 85
												149 H Eastern Wash. 66 67
												154 A North Dakota 70 75
												154 H North Dakota 65 68
												202 A CSUN 77 71
												210 A Utah St. 70 54
												213 H Grand Canyon 73 76
												242 A Portland St. 74 81
												244 H Weber St. 68 73
												263 A Sacramento St. 69 81
												284 H Northern Ariz. 68 77
												300 A CSU Bakersfield 65 59
												327 A UC Irvine 70 58
												330 H Utah Valley 64 70
LAST 12 Division I GAMES:												
244	H	Weber St.	68 73	263	A	Sacramento St.	69 81					
101	A	Northern Colo.	55 74	154	H	North Dakota	65 68					
154	A	North Dakota	70 75	101	H	Northern Colo.	53 83					
149	H	Eastern Wash.	66 67	284	H	Northern Ariz.	68 77					
144	H	Idaho	68 85	202	A	CSUN	77 71					
242	A	Portland St.	74 81	327	A	UC Irvine	70 58					

Non-Div I Games: Antelope Valley 89 76

Southern Utah

■ Loss,
 ■ Non-Conf,
 ■ S Site,
 ■ Home
 ■ A Away
 N Neutral

Average RPI Win:	228	WON-LOST	WINNING	LAST 10	STRENGTH OF	OPP. STRENGTH	TEAM	ADJ.	CONF.	ADJ CONF.
Average RPI Loss:	143	RECORD	PCT. RANK	GAMES	SCHEDULE	OF SCHEDULE	RPI	RPI	RPI	RPI
DIV. I ONLY	9- 13	222	4- 6	199	155	221	221	12	12	
DIV. I NON-CONF.	5- 7	205	1- 1	173	206	201	201	13	13	
TOTALS	RPI 1-25	RPI 26-50	W-L RECORDS	RPI 51-100	RPI 101-150	RPI 150+				
9- 13	0- 0	0- 1	OVERALL	0- 3	2- 5	7- 4				
6- 4	0- 0	0- 1	HOME	0- 1	1- 1	5- 1				
1- 9	0- 0	0- 0	AWAY	0- 2	0- 4	1- 3				
2- 0	0- 0	0- 0	NEUTRAL	0- 0	1- 0	1- 0				
5- 7	0- 0	0- 1	NON-CONFERENCE	0- 2	1- 1	4- 3				
3- 2	0- 0	0- 1	HOME	0- 0	0- 0	3- 1				
0- 5	0- 0	0- 0	AWAY	0- 2	0- 1	0- 2				
2- 0	0- 0	0- 0	NEUTRAL	0- 0	1- 0	1- 0				
4- 6	0- 0	0- 0	CONFERENCE	0- 1	1- 4	3- 1				
3- 2	0- 0	0- 0	HOME	0- 1	1- 1	2- 0				
1- 4	0- 0	0- 0	AWAY	0- 0	0- 3	1- 1				
0- 0	0- 0	0- 0	NEUTRAL	0- 0	0- 0	0- 0				

RPI 1-25				RPI 26-50				RPI 51-100				RPI 101+				Team's RPI: 221
RPI	S	Opponent	Score	RPI	S	Opponent	Score	RPI	S	Opponent	Score	RPI	S	Opponent	Score	
				48	H	Bucknell	35 57	71	A	Buffalo	47 68	107	A	Delaware	40 43	
								73	H	Dayton	60 62	110	A	Saint Louis	49 64	
								88	A	Toledo	50 74	115	H	Duquesne	69 56	
												121	H	Fordham	44 60	
												130	N	Rider	60 47	
												137	A	Saint Joseph's	53 70	
												146	A	George Mason	49 52	
												176	H	Albany (NY)	67 59	
												223	A	Niagara	43 65	
												238	H	Canisius	57 74	
												241	A	Richmond	54 61	
												243	H	Stony Brook	51 37	
												254	N	Austin Peay	58 57	
												259	A	Eastern Mich.	56 75	
												270	H	Colgate	70 57	
												278	A	Massachusetts	55 38	
												290	H	Rhode Island	78 69	
												292	H	Davidson	70 51	
LAST 12 Division I GAMES:																
				137	A	Saint Joseph's	53 70	241	A	Richmond	54 61					
				292	H	Davidson	70 51	73	H	Dayton	60 62					
				115	H	Duquesne	69 56	146	A	George Mason	49 52					
				278	A	Massachusetts	55 38	290	H	Rhode Island	78 69					
				121	H	Fordham	44 60	71	A	Buffalo	47 68					
				110	A	Saint Louis	49 64	176	H	Albany (NY)	67 59					

Non-Div I Games:

St. Bonaventure

Average RPI Win:	291	WON-LOST	WINNING	LAST 10	STRENGTH OF	OPP. STRENGTH	TEAM	ADJ.	CONF.	ADJ CONF.
Average RPI Loss:	214	RECORD	PCT. RANK	GAMES	SCHEDULE	OF SCHEDULE	RPI	RPI	RPI	RPI
DIV. I ONLY	6- 15	280	4- 6	308	341	321	321	31	31	
DIV. I NON-CONF.	2- 9	293	0- 2	178	272	311	311	32	32	
TOTALS	RPI 1-25	RPI 26-50	W-L RECORDS	RPI 51-100	RPI 101-150	RPI 150+				
6- 15	0- 0	0- 1	OVERALL	0- 1	0- 1	6- 12				
3- 6	0- 0	0- 0	HOME	0- 0	0- 0	3- 6				
3- 8	0- 0	0- 1	AWAY	0- 1	0- 1	3- 5				
0- 1	0- 0	0- 0	NEUTRAL	0- 0	0- 0	0- 1				
2- 9	0- 0	0- 1	NON-CONFERENCE	0- 1	0- 1	2- 6				
2- 2	0- 0	0- 0	HOME	0- 0	0- 0	2- 2				
0- 6	0- 0	0- 1	AWAY	0- 1	0- 1	0- 3				
0- 1	0- 0	0- 0	NEUTRAL	0- 0	0- 0	0- 1				
4- 6	0- 0	0- 0	CONFERENCE	0- 0	0- 0	4- 6				
1- 4	0- 0	0- 0	HOME	0- 0	0- 0	1- 4				
3- 2	0- 0	0- 0	AWAY	0- 0	0- 0	3- 2				
0- 0	0- 0	0- 0	NEUTRAL	0- 0	0- 0	0- 0				

RPI 1-25			RPI 26-50			RPI 51-100			RPI 101+ Team's RPI: 321		
RPI	S	Opponent	Score	RPI	S	RPI	S	Opponent	Score	RPI	S
				44	A	78	A	130	A	151	A
				James Madison	57	83	Colorado	54	81	Rider	60
										Iona	46
										Boston College	58
										Army West Point	46
										Sacred Heart	74
										Saint Francis (PA)	62
										Robert Morris	56
										Monmouth	87
										Howard	63
										Loyola Maryland	60
										Manhattan	52
										Bryant	63
										Central Conn. St.	53
										Saint Peter's	58
										Mt. St. Mary's	44
										LIU Brooklyn	56
										Fairleigh Dickinson	66
										Fairleigh Dickinson	58
										Wagner	45
LAST 12 Division I GAMES:											
345	A	Wagner	45	58	220	A	Saint Francis (PA)	62	79		
344	H	Fairleigh Dickinson	58	59	227	A	Robert Morris	56	49		
344	A	Fairleigh Dickinson	66	59	301	H	Central Conn. St.	53	61		
325	H	Mt. St. Mary's	44	62	295	H	Bryant	63	47		
203	H	Sacred Heart	74	81	130	A	Rider	60	77		
333	A	LIU Brooklyn	56	54	151	A	Iona	46	62		

Non-Div I Games:

St. Francis Brooklyn

■ Loss,
 ■ Non-Conf,
 ■ S Site,
 ■ H Home
 ■ A Away
 N Neutral

Average RPI Win:	162	WON-LOST	WINNING	LAST 10	STRENGTH OF	OPP. STRENGTH	TEAM	ADJ.	CONF.	ADJ CONF.
Average RPI Loss:	58	RECORD	PCT. RANK	GAMES	SCHEDULE	OF SCHEDULE	RPI	RPI	RPI	RPI
DIV. I ONLY	15- 8	97	6- 4	102	49	82	82	7	7	
DIV. I NON-CONF.	8- 3	67	0- 0	153	51	97	97	7	7	
<hr/>										
TOTALS	RPI 1-25	RPI 26-50	W-L RECORDS	RPI 51-100	RPI 101-150	RPI 150+				
15- 8	0- 4	3- 1	OVERALL	1- 1	2- 1	9- 1				
9- 4	0- 3	2- 0	HOME	0- 0	0- 1	7- 0				
5- 3	0- 1	1- 0	AWAY	0- 1	2- 0	2- 1				
1- 1	0- 0	0- 1	NEUTRAL	1- 0	0- 0	0- 0				
8- 3	0- 1	1- 1	NON-CONFERENCE	1- 0	2- 1	4- 0				
5- 2	0- 1	1- 0	HOME	0- 0	0- 1	4- 0				
2- 0	0- 0	0- 0	AWAY	0- 0	2- 0	0- 0				
1- 1	0- 0	0- 1	NEUTRAL	1- 0	0- 0	0- 0				
7- 5	0- 3	2- 0	CONFERENCE	0- 1	0- 0	5- 1				
4- 2	0- 2	1- 0	HOME	0- 0	0- 0	3- 0				
3- 3	0- 1	1- 0	AWAY	0- 1	0- 0	2- 1				
0- 0	0- 0	0- 0	NEUTRAL	0- 0	0- 0	0- 0				

RPI 1-25				RPI 26-50				RPI 51-100				Team's RPI: 82		RPI 101+			
RPI	S	Opponent	Score	RPI	S	Opponent	Score	RPI	S	Opponent	Score		RPI	S	Opponent	Score	
15	A	DePaul	51 54	30	N	Arizona St.	41 54	63	N	Virginia	66 55		115	H	Duquesne	65 71	
15	H	DePaul	66 78	39	H	Marquette	70 64	69	A	Villanova	50 55		121	A	Fordham	59 45	
19	H	Miami (FL)	50 62	43	A	Georgetown	71 66						124	A	William & Mary	73 57	
23	H	Creighton	43 55	44	H	James Madison	74 63						157	H	Providence	60 50	
													176	H	Albany (NY)	54 36	
													177	A	Xavier	65 48	
													177	H	Xavier	64 55	
													181	A	Seton Hall	59 64	
													187	H	Rutgers	65 39	
													225	A	Butler	62 41	
													225	H	Butler	62 55	
													324	H	Lafayette	64 46	
													345	H	Wagner	62 34	
LAST 12 Division I GAMES:																	
				15	A	DePaul	51 54	43	A	Georgetown	71 66						
				177	H	Xavier	64 55	15	H	DePaul	66 78						
				225	H	Butler	62 55	39	H	Marquette	70 64						
				157	H	Providence	60 50	225	A	Butler	62 41						
				23	H	Creighton	43 55	177	A	Xavier	65 48						
				69	A	Villanova	50 55	181	A	Seton Hall	59 64						

Non-Div I Games:

St. John's (NY)

■ Loss,
 ■ Non-Conf,
 ■ S Site,
 ■ H Home
 ■ A Away
 N Neutral

Average RPI Win:	195	WON-LOST	WINNING	LAST 10	STRENGTH OF	OPP. STRENGTH	TEAM	ADJ.	CONF.	ADJ CONF.
Average RPI Loss:	105	RECORD	PCT. RANK	GAMES	SCHEDULE	OF SCHEDULE	RPI	RPI	RPI	RPI
DIV. I ONLY	13- 9	127	7- 3	171	97	131	131	14	14	
DIV. I NON-CONF.	5- 6	186	0- 1	133	37	142	142	12	12	
TOTALS	RPI 1-25	RPI 26-50	W-L RECORDS	RPI 51-100	RPI 101-150	RPI 150+				
13- 9	0- 0	0- 1	OVERALL	0- 5	2- 1	11- 2				
6- 5	0- 0	0- 1	HOME	0- 3	2- 0	4- 1				
7- 4	0- 0	0- 0	AWAY	0- 2	0- 1	7- 1				
0- 0	0- 0	0- 0	NEUTRAL	0- 0	0- 0	0- 0				
5- 6	0- 0	0- 1	NON-CONFERENCE	0- 3	1- 1	4- 1				
1- 4	0- 0	0- 1	HOME	0- 2	1- 0	0- 1				
4- 2	0- 0	0- 0	AWAY	0- 1	0- 1	4- 0				
0- 0	0- 0	0- 0	NEUTRAL	0- 0	0- 0	0- 0				
8- 3	0- 0	0- 0	CONFERENCE	0- 2	1- 0	7- 1				
5- 1	0- 0	0- 0	HOME	0- 1	1- 0	4- 0				
3- 2	0- 0	0- 0	AWAY	0- 1	0- 0	3- 1				
0- 0	0- 0	0- 0	NEUTRAL	0- 0	0- 0	0- 0				

RPI 1-25				RPI 26-50				RPI 51-100				RPI 101+ Team's RPI: 131			
RPI	S	Opponent	Score	RPI	S	Opponent	Score	RPI	S	Opponent	Score	RPI	S	Opponent	Score
				45	H	California	67 74	57	H	Utah	62 63	101	H	Northern Colo.	75 65
								67	A	Washington St.	69 85	104	A	UC Davis	66 68
								75	H	Boise St.	78 83	147	H	Santa Clara	55 53
								81	H	Gonzaga	75 79	161	A	San Francisco	64 62
								97	A	BYU	65 70	161	H	San Francisco	75 72
												167	A	Boston College	62 54
												171	A	Northeastern	77 53
												194	A	San Jose St.	85 64
												200	H	Loyola Marymount	74 59
												202	H	CSUN	61 73
												207	A	Pacific	63 54
												207	H	Pacific	82 74
												218	A	San Diego	71 73
												255	A	Cal Poly	79 71
												268	H	Portland	92 76
												302	A	Pepperdine	81 60
LAST 12 Division I GAMES:															
				207	H	Pacific	82 74	268	H	Portland	92 76				
				147	H	Santa Clara	55 53	161	H	San Francisco	75 72				
				161	A	San Francisco	64 62	97	A	BYU	65 70				
				302	A	Pepperdine	81 60	218	A	San Diego	71 73				
				207	A	Pacific	63 54	200	H	Loyola Marymount	74 59				
				81	H	Gonzaga	75 79	202	H	CSUN	61 73				

Non-Div I Games:

St. Mary's (CA)

■ Loss, ■ Non-Conf, S Site, H Home A Away N Neutral

Average RPI Win:	108	WON-LOST	WINNING	LAST 10	STRENGTH OF	OPP. STRENGTH	TEAM	ADJ.	CONF.	ADJ CONF.
Average RPI Loss:	33	RECORD	PCT. RANK	GAMES	SCHEDULE	OF SCHEDULE	RPI	RPI	RPI	RPI
DIV. I ONLY	20- 3	11	9- 1	16	16	9	9	1	1	
DIV. I NON-CONF.	10- 2	33	1- 0	41	76	17	17	1	1	
TOTALS	RPI 1-25	RPI 26-50	W-L RECORDS	RPI 51-100	RPI 101-150	RPI 150+				
20- 3	2- 2	3- 0	OVERALL	6- 1	4- 0	5- 0				
9- 2	1- 1	2- 0	HOME	1- 1	3- 0	2- 0				
8- 1	1- 1	1- 0	AWAY	4- 0	1- 0	1- 0				
3- 0	0- 0	0- 0	NEUTRAL	1- 0	0- 0	2- 0				
10- 2	1- 1	0- 0	NON-CONFERENCE	2- 1	2- 0	5- 0				
5- 1	1- 0	0- 0	HOME	0- 1	2- 0	2- 0				
2- 1	0- 1	0- 0	AWAY	1- 0	0- 0	1- 0				
3- 0	0- 0	0- 0	NEUTRAL	1- 0	0- 0	2- 0				
10- 1	1- 1	3- 0	CONFERENCE	4- 0	2- 0	0- 0				
4- 1	0- 1	2- 0	HOME	1- 0	1- 0	0- 0				
6- 0	1- 0	1- 0	AWAY	3- 0	1- 0	0- 0				
0- 0	0- 0	0- 0	NEUTRAL	0- 0	0- 0	0- 0				

RPI 1-25				RPI 26-50				RPI 51-100				RPI 101+			
RPI	S	Opponent	Score	RPI	S	Opponent	Score	RPI	S	Opponent	Score	RPI	S	Opponent	Score
6	H	Oregon St.	69 72	30	A	Arizona St.	64 57	57	A	Utah	77 58	104	H	UC Davis	68 42
8	A	Washington	72 68	30	H	Arizona St.	66 56	67	A	Washington St.	76 54	127	A	Arizona	77 55
10	H	Texas	71 59	38	H	Oregon	81 60	68	A	George Washington	71 52	127	H	Arizona	73 46
12	A	Tennessee	51 59					70	H	Southern California	58 42	145	H	Yale	102 44
								78	A	Colorado	84 70	168	N	Wichita St.	87 39
								81	H	Gonzaga	63 68	171	N	Northeastern	74 45
								96	N	Purdue	78 69	202	H	CSUN	88 54
												255	H	Cal Poly	83 55
												300	A	CSU Bakersfield	77 56
LAST 12 Division I GAMES:															
70	H	Southern California	58 42	57	A	Utah	77 58								
8	A	Washington	72 68	6	H	Oregon St.	69 72								
67	A	Washington St.	76 54	38	H	Oregon	81 60								
30	H	Arizona St.	66 56	127	A	Arizona	77 55								
127	H	Arizona	73 46	30	A	Arizona St.	64 57								
78	A	Colorado	84 70	145	H	Yale	102 44								

Non-Div I Games:

Stanford

■ Loss,
 ■ Non-Conf,
 ■ S Site,
 ■ H Home
 ■ A Away
 N Neutral

Average RPI Win:	265	WON-LOST	WINNING	LAST 10	STRENGTH OF	OPP. STRENGTH	TEAM	ADJ.	CONF.	ADJ CONF.
Average RPI Loss:	112	RECORD	PCT. RANK	GAMES	SCHEDULE	OF SCHEDULE	RPI	RPI	RPI	RPI
DIV. I ONLY	14- 5	49	7- 3	294	262	140	140	23	23	
DIV. I NON-CONF.	8- 4	97	1- 2	263	285	151	151	24	24	
TOTALS	RPI 1-25	RPI 26-50	W-L RECORDS	RPI 51-100	RPI 101-150	RPI 150+				
14- 5	0- 1	0- 0	OVERALL	1- 2	0- 1	13- 1				
7- 2	0- 0	0- 0	HOME	0- 1	0- 0	7- 1				
5- 3	0- 1	0- 0	AWAY	1- 1	0- 1	4- 0				
2- 0	0- 0	0- 0	NEUTRAL	0- 0	0- 0	2- 0				
8- 4	0- 1	0- 0	NON-CONFERENCE	0- 1	0- 1	8- 1				
4- 1	0- 0	0- 0	HOME	0- 0	0- 0	4- 1				
2- 3	0- 1	0- 0	AWAY	0- 1	0- 1	2- 0				
2- 0	0- 0	0- 0	NEUTRAL	0- 0	0- 0	2- 0				
6- 1	0- 0	0- 0	CONFERENCE	1- 1	0- 0	5- 0				
3- 1	0- 0	0- 0	HOME	0- 1	0- 0	3- 0				
3- 0	0- 0	0- 0	AWAY	1- 0	0- 0	2- 0				
0- 0	0- 0	0- 0	NEUTRAL	0- 0	0- 0	0- 0				

RPI 1-25				RPI 26-50				RPI 51-100				RPI 101+ Team's RPI: 140			
RPI	S	Opponent	Score	RPI	S	Opponent	Score	RPI	S	Opponent	Score	RPI	S	Opponent	Score
21	A	South Fla.	60 74					87	H	FGCU	71 84	126	A	Arkansas	62 79
								92	A	Chattanooga	55 66	209	H	SIUE	78 68
								95	A	Jacksonville	65 49	227	N	Robert Morris	68 60
												232	H	Tennessee St.	50 56
												244	N	Weber St.	70 68
												258	H	Bethune-Cookman	63 60
												261	A	Northern Ky.	54 45
												283	A	Lipscomb	91 66
												285	H	North Florida	68 44
												298	A	Kennesaw St.	65 56
												304	H	Eastern Ill.	72 55
												306	A	High Point	81 47
												307	H	USC Upstate	80 68
												312	H	NJIT	77 43
												322	H	Valparaiso	87 75
LAST 12 Division I GAMES:															
95	A	Jacksonville	65 49	87	H	FGCU	71 84	21	A	South Fla.	60 74	232	H	Tennessee St.	50 56
285	H	North Florida	68 44	21	A	South Fla.	60 74	209	H	SIUE	78 68	92	A	Chattanooga	55 66
312	H	NJIT	77 43	232	H	Tennessee St.	50 56	92	A	Chattanooga	55 66	306	A	High Point	81 47
307	H	USC Upstate	80 68	209	H	SIUE	78 68								
283	A	Lipscomb	91 66	92	A	Chattanooga	55 66								
298	A	Kennesaw St.	65 56	306	A	High Point	81 47								

Non-Div I Games: Webber Int'l 92 54 Palm Beach Atl. 89 50 Warner 100 34

Stetson

Loss, Non-Conf, S Site, H Home A Away N Neutral

Average RPI Win: 237		WON-LOST	WINNING	LAST 10	STRENGTH OF	OPP. STRENGTH	TEAM	ADJ.	CONF.	ADJ CONF.
Average RPI Loss: 170		RECORD	PCT. RANK	GAMES	SCHEDULE	OF SCHEDULE	RPI	RPI	RPI	RPI
DIV. I ONLY		8- 13	233	3- 7	210	259	243	243	22	22
DIV. I NON-CONF.		6- 6	165	2- 1	255	274	204	204	21	21
TOTALS		RPI 1-25	RPI 26-50	W-L RECORDS	RPI 51-100	RPI 101-150	RPI 150+			
8- 13	0- 0		0- 1	OVERALL	1- 3	2- 1	5- 8			
5- 4	0- 0		0- 1	HOME	1- 1	2- 0	2- 2			
2- 8	0- 0		0- 0	AWAY	0- 1	0- 1	2- 6			
1- 1	0- 0		0- 0	NEUTRAL	0- 1	0- 0	1- 0			
6- 6	0- 0		0- 1	NON-CONFERENCE	1- 1	1- 0	4- 4			
3- 2	0- 0		0- 1	HOME	1- 0	1- 0	1- 1			
2- 3	0- 0		0- 0	AWAY	0- 0	0- 0	2- 3			
1- 1	0- 0		0- 0	NEUTRAL	0- 1	0- 0	1- 0			
2- 7	0- 0		0- 0	CONFERENCE	0- 2	1- 1	1- 4			
2- 2	0- 0		0- 0	HOME	0- 1	1- 0	1- 1			
0- 5	0- 0		0- 0	AWAY	0- 1	0- 1	0- 3			
0- 0	0- 0		0- 0	NEUTRAL	0- 0	0- 0	0- 0			

RPI 1-25				RPI 26-50				RPI 51-100				RPI 101+				Team's RPI: 243	
RPI	S	Opponent	Score	RPI	S	Opponent	Score	RPI	S	Opponent	Score	RPI	S	Opponent	Score		
				37	H	Syracuse	60 78	52	N	Indiana	60 74	119	H	Maine	55 41		
								91	A	New Hampshire	46 49	134	A	Hartford	52 65		
								91	H	New Hampshire	45 56	142	H	Columbia	55 53		
								99	H	Cornell	66 65	151	A	Iona	46 57		
												176	A	Albany (NY)	54 64		
												190	H	Hofstra	64 67		
												197	H	Binghamton	40 48		
												221	A	St. Bonaventure	37 51		
												250	A	UMBC	61 67		
												251	A	Manhattan	55 50		
												281	A	Vermont	43 53		
												301	A	Central Conn. St.	64 59		
												303	H	UMKC	57 55		
												333	A	LIU Brooklyn	48 58		
												337	H	UMass Lowell	83 53		
												346	N	Florida A&M	80 49		
LAST 12 Division I GAMES:																	
				91	H	New Hampshire	45 56	119	H	Maine	55 41						
				281	A	Vermont	43 53	176	A	Albany (NY)	54 64						
				250	A	UMBC	61 67	91	A	New Hampshire	46 49						
				197	H	Binghamton	40 48	303	H	UMKC	57 55						
				134	A	Hartford	52 65	99	H	Cornell	66 65						
				337	H	UMass Lowell	83 53	52	N	Indiana	60 74						

Non-Div I Games:	Molloy	62	53
------------------	--------	----	----

Stony Brook

Loss, Non-Conf, S Site, H Home A Away N Neutral

Average RPI Win:	148	WON-LOST	WINNING	LAST 10	STRENGTH OF	OPP. STRENGTH	TEAM	ADJ.	CONF.	ADJ CONF.
Average RPI Loss:	32	RECORD	PCT. RANK	GAMES	SCHEDULE	OF SCHEDULE	RPI	RPI	RPI	RPI
DIV. I ONLY	16- 7	74	7- 3	42	35	37	37	3	3	
DIV. I NON-CONF.	9- 4	85	1- 1	137	53	85	85	4	4	
TOTALS	RPI 1-25	RPI 26-50	W-L RECORDS	RPI 51-100	RPI 101-150	RPI 150+				
16- 7	1- 4	3- 1	OVERALL	2- 2	3- 0	7- 0				
11- 0	1- 0	2- 0	HOME	1- 0	1- 0	6- 0				
3- 4	0- 2	1- 0	AWAY	0- 2	1- 0	1- 0				
2- 3	0- 2	0- 1	NEUTRAL	1- 0	1- 0	0- 0				
9- 4	0- 2	1- 1	NON-CONFERENCE	1- 1	1- 0	6- 0				
6- 0	0- 0	1- 0	HOME	0- 0	0- 0	5- 0				
1- 1	0- 0	0- 0	AWAY	0- 1	0- 0	1- 0				
2- 3	0- 2	0- 1	NEUTRAL	1- 0	1- 0	0- 0				
7- 3	1- 2	2- 0	CONFERENCE	1- 1	2- 0	1- 0				
5- 0	1- 0	1- 0	HOME	1- 0	1- 0	1- 0				
2- 3	0- 2	1- 0	AWAY	0- 1	1- 0	0- 0				
0- 0	0- 0	0- 0	NEUTRAL	0- 0	0- 0	0- 0				

RPI 1-25				RPI 26-50				Team's RPI: 37				RPI 51-100				RPI 101+			
RPI	S	Opponent	Score	RPI	S	Opponent	Score	RPI	S	Opponent	Score	RPI	S	Opponent	Score	RPI	S	Opponent	Score
7	A	Florida St.	58 77	27	N	Ohio St.	72 77	55	A	Georgia Tech	66 75	122	A	Clemson	88 62				
14	A	Louisville	76 91	36	H	North Carolina St.	85 75	63	H	Virginia	54 49	128	N	Old Dominion	92 66				
15	N	DePaul	84 108	42	A	Virginia Tech	82 72	68	N	George Washington	74 71	133	H	Pittsburgh	93 65				
19	H	Miami (FL)	81 48	47	H	Michigan St.	75 64	83	A	Drexel	61 62	167	H	Boston College	79 52				
20	N	Texas A&M	84 105									196	H	Siena	102 65				
												223	H	Niagara	109 60				
												243	A	Stony Brook	78 60				
												290	H	Rhode Island	95 49				
												294	H	Coppin St.	76 30				
												301	H	Central Conn. St.	95 63				
LAST 12 Division I GAMES:																			
133	H	Pittsburgh	93 65	167	H	Boston College	79 52												
42	A	Virginia Tech	82 72	122	A	Clemson	88 62												
19	H	Miami (FL)	81 48	63	H	Virginia	54 49												
7	A	Florida St.	58 77	14	A	Louisville	76 91												
55	A	Georgia Tech	66 75	20	N	Texas A&M	84 105												
36	H	North Carolina St.	85 75	128	N	Old Dominion	92 66												

Non-Div I Games:

Syracuse

■ Loss,
■ Non-Conf,
■ S Site,
■ Home
■ A Away
N Neutral

Average RPI Win:	229	WON-LOST	WINNING	LAST 10	STRENGTH OF	OPP. STRENGTH	TEAM	ADJ.	CONF.	ADJ CONF.
Average RPI Loss:	27	RECORD	PCT. RANK	GAMES	SCHEDULE	OF SCHEDULE	RPI	RPI	RPI	RPI
DIV. I ONLY	10- 11	187	2- 8	61	39	143	143	4	4	
DIV. I NON-CONF.	8- 3	67	2- 0	234	189	138	138	3	3	
TOTALS	RPI 1-25	RPI 26-50	W-L RECORDS	RPI 51-100	RPI 101-150	RPI 150+				
10- 11	0- 7	0- 3	OVERALL	1- 1	2- 0	7- 0				
10- 4	0- 2	0- 2	HOME	1- 0	2- 0	7- 0				
0- 7	0- 5	0- 1	AWAY	0- 1	0- 0	0- 0				
0- 0	0- 0	0- 0	NEUTRAL	0- 0	0- 0	0- 0				
8- 3	0- 2	0- 1	NON-CONFERENCE	0- 0	1- 0	7- 0				
8- 1	0- 1	0- 0	HOME	0- 0	1- 0	7- 0				
0- 2	0- 1	0- 1	AWAY	0- 0	0- 0	0- 0				
0- 0	0- 0	0- 0	NEUTRAL	0- 0	0- 0	0- 0				
2- 8	0- 5	0- 2	CONFERENCE	1- 1	1- 0	0- 0				
2- 3	0- 1	0- 2	HOME	1- 0	1- 0	0- 0				
0- 5	0- 4	0- 0	AWAY	0- 1	0- 0	0- 0				
0- 0	0- 0	0- 0	NEUTRAL	0- 0	0- 0	0- 0				

RPI 1-25				RPI 26-50				RPI 51-100				RPI 101+ Team's RPI: 143			
RPI	S	Opponent	Score	RPI	S	Opponent	Score	RPI	S	Opponent	Score	RPI	S	Opponent	Score
2	A	Notre Dame	59 92	28	A	LSU	61 67	89	A	Iowa St.	69 72	109	H	SMU	76 67
5	A	Baylor	54 77	46	H	Oklahoma St.	67 82	89	H	Iowa St.	80 75	138	H	Kansas	83 68
10	A	Texas	54 83	49	H	West Virginia	61 83					211	H	Texas Southern	77 48
10	H	Texas	69 77									225	H	Butler	73 47
17	A	Kansas St.	63 74									266	H	Grambling	83 47
20	H	Texas A&M	67 75									279	H	McNeese	74 70
22	A	Oklahoma	72 87									299	H	Alcorn	95 39
												335	H	Incarnate Word	88 40
												343	H	Sam Houston St.	81 37
LAST 12 Division I GAMES:															
89	A	Iowa St.	69 72	10	A	Texas	54 83								
10	H	Texas	69 77	46	H	Oklahoma St.	67 82								
138	H	Kansas	83 68	22	A	Oklahoma	72 87								
17	A	Kansas St.	63 74	49	H	West Virginia	61 83								
89	H	Iowa St.	80 75	299	H	Alcorn	95 39								
5	A	Baylor	54 77	211	H	Texas Southern	77 48								

Non-Div I Games:

TCU

■ Loss,
■ Non-Conf, S Site,
■ Home
■ Away
N Neutral

Average RPI Win:	146	WON-LOST	WINNING	LAST 10	STRENGTH OF	OPP. STRENGTH	TEAM	ADJ.	CONF.	ADJ CONF.
Average RPI Loss:	51	RECORD	PCT. RANK	GAMES	SCHEDULE	OF SCHEDULE	RPI	RPI	RPI	RPI
DIV. I ONLY	16- 5	34	8- 2	58	46	33	33	5	5	
DIV. I NON-CONF.	10- 3	54	4- 0	84	57	28	28	5	5	
TOTALS	RPI 1-25	RPI 26-50	W-L RECORDS	RPI 51-100	RPI 101-150	RPI 150+				
16- 5	1- 2	1- 1	OVERALL	2- 1	4- 1	8- 0				
8- 2	1- 2	1- 0	HOME	1- 0	1- 0	4- 0				
8- 2	0- 0	0- 1	AWAY	1- 0	3- 1	4- 0				
0- 1	0- 0	0- 0	NEUTRAL	0- 1	0- 0	0- 0				
10- 3	1- 0	0- 1	NON-CONFERENCE	2- 1	2- 1	5- 0				
5- 0	1- 0	0- 0	HOME	1- 0	0- 0	3- 0				
5- 2	0- 0	0- 1	AWAY	1- 0	2- 1	2- 0				
0- 1	0- 0	0- 0	NEUTRAL	0- 1	0- 0	0- 0				
6- 2	0- 2	1- 0	CONFERENCE	0- 0	2- 0	3- 0				
3- 2	0- 2	1- 0	HOME	0- 0	1- 0	1- 0				
3- 0	0- 0	0- 0	AWAY	0- 0	1- 0	2- 0				
0- 0	0- 0	0- 0	NEUTRAL	0- 0	0- 0	0- 0				

RPI S	Opponent	Score	RPI S	Opponent	Score	Team's RPI: 33	RPI S	Opponent	Score	RPI S	Opponent	Score
1	H UConn	69 97	26	A Harvard	62 73		54	H Quinnipiac	71 68	108	H East Carolina	78 47
15	H DePaul	84 74	35	H Tulane	86 71		64	N Florida	76 83	125	A Penn	63 53
21	H South Fla.	51 55					69	A Villanova	83 48	137	A Saint Joseph's	86 70
										139	A Tulsa	58 49
										141	A Hampton	65 71
										159	H La Salle	86 70
										172	H Fairfield	73 59
										179	A Houston	69 57
										187	A Rutgers	48 37
										188	A Memphis	73 67
										188	H Memphis	66 51
										281	H Vermont	53 39
										298	A Kennesaw St.	79 38
LAST 12 Division I GAMES:												
1	H UConn	69 97	108	H East Carolina	78 47							
21	H South Fla.	51 55	35	H Tulane	86 71							
125	A Penn	63 53	298	A Kennesaw St.	79 38							
188	H Memphis	66 51	188	A Memphis	73 67							
179	A Houston	69 57	172	H Fairfield	73 59							
139	A Tulsa	58 49	187	A Rutgers	48 37							

Non-Div I Games:

Temple

Tennessee

Through Games Of Feb. 3, 2017

Average RPI Win:	94	WON-LOST	WINNING	LAST 10	STRENGTH OF	OPP. STRENGTH	TEAM	ADJ.	CONF.	ADJ CONF.
Average RPI Loss:	41	RECORD	PCT. RANK	GAMES	SCHEDULE	OF SCHEDULE	RPI	RPI	RPI	RPI
DIV. I ONLY	15- 7	83	7- 3	2	12	12	12	2	2	
DIV. I NON-CONF.	9- 4	85	3- 0	3	35	6	6	2	2	
TOTALS	RPI 1-25	RPI 26-50	W-L RECORDS	RPI 51-100	RPI 101-150	RPI 150+				
15- 7	4- 4	2- 1	OVERALL	2- 1	3- 1	4- 0				
10- 2	3- 2	1- 0	HOME	1- 0	2- 0	3- 0				
5- 5	1- 2	1- 1	AWAY	1- 1	1- 1	1- 0				
0- 0	0- 0	0- 0	NEUTRAL	0- 0	0- 0	0- 0				
9- 4	2- 2	1- 1	NON-CONFERENCE	1- 1	1- 0	4- 0				
7- 1	2- 1	0- 0	HOME	1- 0	1- 0	3- 0				
2- 3	0- 1	1- 1	AWAY	0- 1	0- 0	1- 0				
0- 0	0- 0	0- 0	NEUTRAL	0- 0	0- 0	0- 0				
6- 3	2- 2	1- 0	CONFERENCE	1- 0	2- 1	0- 0				
3- 1	1- 1	1- 0	HOME	0- 0	1- 0	0- 0				
3- 2	1- 1	0- 0	AWAY	1- 0	1- 1	0- 0				
0- 0	0- 0	0- 0	NEUTRAL	0- 0	0- 0	0- 0				

RPI	S	Opponent	Score	RPI	S	Opponent	Score	RPI	S	Opponent	Score	RPI	S	Opponent	Score
2	H	Notre Dame	71 69	28	H	LSU	77 58	64	A	Florida	84 75	103	A	Ole Miss	62 67
3	A	South Carolina	76 74	42	A	Virginia Tech	63 67	98	A	Penn St.	56 70	106	H	Navy	85 55
4	H	Mississippi St.	64 74	44	A	James Madison	81 69	100	H	Troy	110 84	111	A	Vanderbilt	70 57
5	H	Baylor	66 88									111	H	Vanderbilt	91 63
9	H	Stanford	59 51									178	A	ETSU	83 58
10	A	Texas	67 72									186	H	Appalachian St.	92 66
16	H	Kentucky	72 65									217	H	UNCW	90 54
24	A	Auburn	61 79									232	H	Tennessee St.	86 36
LAST 12 Division I GAMES:															
28	H	LSU	77 58	103	A	Ole Miss	62 67								
3	A	South Carolina	76 74	4	H	Mississippi St.	64 74								
64	A	Florida	84 75	111	A	Vanderbilt	70 57								
111	H	Vanderbilt	91 63	16	H	Kentucky	72 65								
24	A	Auburn	61 79	217	H	UNCW	90 54								
2	H	Notre Dame	71 69	100	H	Troy	110 84								

Non-Div I Games:

Tennessee

■ Loss,
 ■ Non-Conf, S Site,
 ■ Home
 ■ Away
 N Neutral

Average RPI Win:	254	WON-LOST	WINNING	LAST 10	STRENGTH OF	OPP. STRENGTH	TEAM	ADJ.	CONF.	ADJ CONF.
Average RPI Loss:	173	RECORD	PCT. RANK	GAMES	SCHEDULE	OF SCHEDULE	RPI	RPI	RPI	RPI
DIV. I ONLY	8- 11	219	4- 6	247	232	232	232	26	26	
DIV. I NON-CONF.	4- 5	198	2- 0	220	85	157	157	26	26	
TOTALS	RPI 1-25	RPI 26-50	W-L RECORDS	RPI 51-100	RPI 101-150	RPI 150+				
8- 11	0- 1	0- 1	OVERALL	0- 2	1- 0	7- 7				
5- 2	0- 0	0- 0	HOME	0- 1	0- 0	5- 1				
2- 8	0- 1	0- 1	AWAY	0- 1	1- 0	1- 5				
1- 1	0- 0	0- 0	NEUTRAL	0- 0	0- 0	1- 1				
4- 5	0- 1	0- 1	NON-CONFERENCE	0- 1	1- 0	3- 2				
1- 0	0- 0	0- 0	HOME	0- 0	0- 0	1- 0				
2- 4	0- 1	0- 1	AWAY	0- 1	1- 0	1- 1				
1- 1	0- 0	0- 0	NEUTRAL	0- 0	0- 0	1- 1				
4- 6	0- 0	0- 0	CONFERENCE	0- 1	0- 0	4- 5				
4- 2	0- 0	0- 0	HOME	0- 1	0- 0	4- 1				
0- 4	0- 0	0- 0	AWAY	0- 0	0- 0	0- 4				
0- 0	0- 0	0- 0	NEUTRAL	0- 0	0- 0	0- 0				

RPI 1-25				RPI 26-50				RPI 51-100				RPI 101+ Team's RPI: 232			
RPI	S	Opponent	Score	RPI	S	Opponent	Score	RPI	S	Opponent	Score	RPI	S	Opponent	Score
12	A	Tennessee	36 86	46	A	Oklahoma St.	48 86	76	A	UNLV	48 69	140	A	Stetson	56 50
								77	H	Belmont	60 70	177	A	Xavier	54 63
												195	H	Morehead St.	69 66
												206	N	Wisconsin	70 80
												209	A	SIUE	52 73
												249	A	Murray St.	72 80
												257	A	Tennessee Tech	59 64
												258	N	Bethune-Cookman	69 60
												262	H	Jacksonville St.	64 51
												264	H	UT Martin	85 80
												283	A	Lipscomb	77 71
												286	H	Southeast Mo. St.	67 75
												304	H	Eastern Ill.	69 58
												309	A	Eastern Ky.	62 66
												323	H	Arkansas St.	76 66
LAST 12 Division I GAMES:															
304	H	Eastern Ill.	69 58	195	H	Morehead St.	69 66								
77	H	Belmont	60 70	264	H	UT Martin	85 80								
209	A	SIUE	52 73	286	H	Southeast Mo. St.	67 75								
262	H	Jacksonville St.	64 51	249	A	Murray St.	72 80								
257	A	Tennessee Tech	59 64	140	A	Stetson	56 50								
309	A	Eastern Ky.	62 66	258	N	Bethune-Cookman	69 60								

Non-Div I Games: Fisk 97 41

Tennessee St.

■ Loss,
 ■ Non-Conf,
 ■ S Site,
 ■ H Home
 ■ A Away
 N Neutral

Average RPI Win:	274	WON-LOST	WINNING	LAST 10	STRENGTH OF	OPP. STRENGTH	TEAM	ADJ.	CONF.	ADJ CONF.
Average RPI Loss:	167	RECORD	PCT. RANK	GAMES	SCHEDULE	OF SCHEDULE	RPI	RPI	RPI	RPI
DIV. I ONLY	8- 14	242	6- 4	203	297	257	257	26	26	
DIV. I NON-CONF.	2- 10	305	0- 2	200	266	303	303	26	26	
TOTALS	RPI 1-25	RPI 26-50	W-L RECORDS	RPI 51-100	RPI 101-150	RPI 150+				
8- 14	0- 0	0- 0	OVERALL	0- 3	0- 3	8- 8				
6- 5	0- 0	0- 0	HOME	0- 1	0- 1	6- 3				
2- 9	0- 0	0- 0	AWAY	0- 2	0- 2	2- 5				
0- 0	0- 0	0- 0	NEUTRAL	0- 0	0- 0	0- 0				
2- 10	0- 0	0- 0	NON-CONFERENCE	0- 2	0- 3	2- 5				
1- 4	0- 0	0- 0	HOME	0- 1	0- 1	1- 2				
1- 6	0- 0	0- 0	AWAY	0- 1	0- 2	1- 3				
0- 0	0- 0	0- 0	NEUTRAL	0- 0	0- 0	0- 0				
6- 4	0- 0	0- 0	CONFERENCE	0- 1	0- 0	6- 3				
5- 1	0- 0	0- 0	HOME	0- 0	0- 0	5- 1				
1- 3	0- 0	0- 0	AWAY	0- 1	0- 0	1- 2				
0- 0	0- 0	0- 0	NEUTRAL	0- 0	0- 0	0- 0				

RPI S	Opponent	Score	RPI S	Opponent	Score	RPI S	Opponent	Score	RPI S	Opponent	Score	Team's RPI: 257
						65	A IUPUI	63 77	111	A Vanderbilt	57 89	
						77	A Belmont	75 89	123	A Radford	46 79	
						84	H Middle Tenn.	62 73	136	H Wright St.	54 65	
									155	A Cincinnati	38 60	
									178	H ETSU	76 82	
									195	A Morehead St.	65 79	
									209	A SIUE	49 60	
									214	A UNC Asheville	65 77	
									232	H Tennessee St.	64 59	
									249	H Murray St.	72 54	
									252	H UNCG	59 65	
									254	H Austin Peay	84 87	
									261	H Northern Ky.	55 40	
									262	H Jacksonville St.	56 54	
									264	H UT Martin	81 71	
									283	A Lipscomb	69 71	
									286	A Southeast Mo. St.	74 63	
									309	H Eastern Ky.	53 51	
									326	A Winthrop	73 50	
LAST 12 Division I GAMES:												
264	H	UT Martin	81	71	249	H	Murray St.	72	54			
309	H	Eastern Ky.	53	51	254	H	Austin Peay	84	87			
195	A	Morehead St.	65	79	209	A	SIUE	49	60			
77	A	Belmont	75	89	286	A	Southeast Mo. St.	74	63			
232	H	Tennessee St.	64	59	283	A	Lipscomb	69	71			
262	H	Jacksonville St.	56	54	111	A	Vanderbilt	57	89			

Non-Div I Games: Tenn. Wesleyan 54 41

Tennessee Tech

Average RPI Win:	125	WON-LOST	WINNING	LAST 10	STRENGTH OF	OPP. STRENGTH	TEAM	ADJ.	CONF.	ADJ CONF.
Average RPI Loss:	4	RECORD	PCT. RANK	GAMES	SCHEDULE	OF SCHEDULE	RPI	RPI	RPI	RPI
DIV. I ONLY	17- 4	19	10- 0	13	5	10	10	4	4	
DIV. I NON-CONF.	6- 4	126	1- 0	14	23	59	59	3	3	
TOTALS	RPI 1-25	RPI 26-50	W-L RECORDS	RPI 51-100	RPI 101-150	RPI 150+				
17- 4	2- 4	4- 0	OVERALL	3- 0	3- 0	5- 0				
11- 1	2- 1	2- 0	HOME	1- 0	1- 0	5- 0				
6- 2	0- 2	2- 0	AWAY	2- 0	2- 0	0- 0				
0- 1	0- 1	0- 0	NEUTRAL	0- 0	0- 0	0- 0				
6- 4	1- 4	0- 0	NON-CONFERENCE	0- 0	0- 0	5- 0				
6- 1	1- 1	0- 0	HOME	0- 0	0- 0	5- 0				
0- 2	0- 2	0- 0	AWAY	0- 0	0- 0	0- 0				
0- 1	0- 1	0- 0	NEUTRAL	0- 0	0- 0	0- 0				
11- 0	1- 0	4- 0	CONFERENCE	3- 0	3- 0	0- 0				
5- 0	1- 0	2- 0	HOME	1- 0	1- 0	0- 0				
6- 0	0- 0	2- 0	AWAY	2- 0	2- 0	0- 0				
0- 0	0- 0	0- 0	NEUTRAL	0- 0	0- 0	0- 0				

RPI 1-25				Team's RPI: 10	RPI 26-50				RPI 51-100				RPI 101+										
RPI	S	Opponent	Score		RPI	S	Opponent	Score		RPI	S	Opponent	Score		RPI	S	Opponent	Score					
1	N	UConn	54	72	46	A	Oklahoma St.	85	71	59	A	Texas Tech	77	57	138	A	Kansas	66	54				
3	H	South Carolina	67	76	46	H	Oklahoma St.	66	35	59	H	Texas Tech	67	47	143	A	TCU	77	69				
4	A	Mississippi St.	68	79	49	A	West Virginia	73	63	89	A	Iowa St.	75	68	143	H	TCU	83	54				
9	A	Stanford	59	71	49	H	West Virginia	69	54						156	H	UTSA	76	43				
12	H	Tennessee	72	67											193	H	New Orleans	80	48				
22	H	Oklahoma	86	68											260	H	UTRGV	85	61				
																			320	H	Northwestern St.	86	39
																			339	H	Houston Baptist	98	46

Non-Div I Games:

Texas

■ Loss, ■ Non-Conf, S Site, H Home A Away N Neutral

Average RPI Win:	114	WON-LOST	WINNING	LAST 10	STRENGTH OF	OPP. STRENGTH	TEAM	ADJ.	CONF.	ADJ CONF.
Average RPI Loss:	65	RECORD	PCT. RANK	GAMES	SCHEDULE	OF SCHEDULE	RPI	RPI	RPI	RPI
DIV. I ONLY	16- 6	52	7- 3	27	37	20	20	2	2	
DIV. I NON-CONF.	10- 3	54	2- 1	37	92	35	35	2	2	
TOTALS	RPI 1-25	RPI 26-50	W-L RECORDS	RPI 51-100	RPI 101-150	RPI 150+				
16- 6	1- 1	2- 1	OVERALL	4- 2	6- 2	3- 0				
10- 1	0- 0	1- 0	HOME	2- 1	5- 0	2- 0				
4- 4	1- 1	0- 1	AWAY	2- 0	1- 2	0- 0				
2- 1	0- 0	1- 0	NEUTRAL	0- 1	0- 0	1- 0				
10- 3	0- 0	1- 0	NON-CONFERENCE	2- 2	4- 1	3- 0				
6- 1	0- 0	0- 0	HOME	1- 1	3- 0	2- 0				
2- 1	0- 0	0- 0	AWAY	1- 0	1- 1	0- 0				
2- 1	0- 0	1- 0	NEUTRAL	0- 1	0- 0	1- 0				
6- 3	1- 1	1- 1	CONFERENCE	2- 0	2- 1	0- 0				
4- 0	0- 0	1- 0	HOME	1- 0	2- 0	0- 0				
2- 3	1- 1	0- 1	AWAY	1- 0	0- 1	0- 0				
0- 0	0- 0	0- 0	NEUTRAL	0- 0	0- 0	0- 0				

RPI	S	Opponent	Score	RPI	S	Opponent	Score	RPI	S	Opponent	Score	RPI	S	Opponent	Score
4	A	Mississippi St.	61 71	28	H	LSU	54 52	58	A	Little Rock	55 37	102	H	SFA	63 48
16	A	Kentucky	77 68	31	A	Missouri	76 78	59	H	Texas Tech	98 90	105	A	Georgia	59 69
				37	N	Syracuse	105 84	64	A	Florida	67 59	109	A	SMU	53 54
								64	H	Florida	84 76	111	H	Vanderbilt	77 72
								70	H	Southern California	62 66	113	H	Central Ark.	74 49
								73	N	Dayton	57 74	114	H	Abilene Christian	71 45
												126	H	Arkansas	90 65
												143	A	TCU	75 67
												219	N	Southern U.	81 58
												287	H	A&M-Corpus Christi	84 55
												288	H	Prairie View	90 62
LAST 12 Division I GAMES:															
64	H	Florida	84 76	16	A	Kentucky	77 68	105	A	Georgia	59 69	111	H	Vanderbilt	77 72
4	A	Mississippi St.	61 71	288	H	Prairie View	90 62	37	N	Syracuse	105 84	73	N	Dayton	57 74
28	H	LSU	54 52												
31	A	Missouri	76 78												
64	A	Florida	67 59												
126	H	Arkansas	90 65												

Non-Div I Games:

Texas A&M

■ Loss,
■ Non-Conf, S Site,
■ Home
■ Away
N Neutral

Average RPI Win: 276		WON-LOST	WINNING	LAST 10	STRENGTH OF		OPP. STRENGTH	TEAM	ADJ.	CONF.	ADJ CONF.
Average RPI Loss: 211		RECORD	PCT. RANK	GAMES	SCHEDULE		OF SCHEDULE	RPI	RPI	RPI	RPI
DIV. I ONLY		12- 7	111	8- 2	346		303	211	211	30	30
DIV. I NON-CONF.		5- 5	165	1- 2	336		204	213	213	30	30
TOTALS		RPI 1-25	RPI 26-50		W-L RECORDS		RPI 51-100	RPI 101-150		RPI 150+	
12- 7	0- 0	0- 0		OVERALL		0- 0	0- 2		12- 5		
4- 1	0- 0	0- 0		HOME		0- 0	0- 0		4- 1		
7- 6	0- 0	0- 0		AWAY		0- 0	0- 2		7- 4		
1- 0	0- 0	0- 0		NEUTRAL		0- 0	0- 0		1- 0		
5- 5	0- 0	0- 0		NON-CONFERENCE		0- 0	0- 2		5- 3		
0- 1	0- 0	0- 0		HOME		0- 0	0- 0		0- 1		
4- 4	0- 0	0- 0		AWAY		0- 0	0- 2		4- 2		
1- 0	0- 0	0- 0		NEUTRAL		0- 0	0- 0		1- 0		
7- 2	0- 0	0- 0		CONFERENCE		0- 0	0- 0		7- 2		
4- 0	0- 0	0- 0		HOME		0- 0	0- 0		4- 0		
3- 2	0- 0	0- 0		AWAY		0- 0	0- 0		3- 2		
0- 0	0- 0	0- 0		NEUTRAL		0- 0	0- 0		0- 0		

RPI 1-25				RPI 26-50				RPI 51-100				RPI 101+				Team's RPI: 211	
RPI	S	Opponent	Score	RPI	S	Opponent	Score	RPI	S	Opponent	Score	RPI	S	Opponent	Score		
												109	A	SMU	36	61	
												143	A	TCU	48	77	
												152	H	Rice	49	52	
												193	A	New Orleans	57	63	
												199	H	Alabama St.	52	48	
												208	A	Texas St.	66	53	
												219	A	Southern U.	77	71	
												240	N	Presbyterian	74	62	
												266	H	Grambling	69	61	
												269	A	FIU	70	62	
												277	A	Mississippi Val.	74	75	
												287	A	A&M-Corpus Christi	61	64	
												288	A	Prairie View	70	62	
												293	A	UTEP	89	68	
												299	A	Alcorn	57	53	
												313	A	Ark.-Pine Bluff	45	49	
												339	A	Houston Baptist	50	34	
												347	H	Jackson St.	62	52	
												349	H	Alabama A&M	60	51	
LAST 12 Division I GAMES:																	
				349	H	Alabama A&M	60 51	288	A	Prairie View	70 62						
				199	H	Alabama St.	52 48	219	A	Southern U.	77 71						
				277	A	Mississippi Val.	74 75	299	A	Alcorn	57 53						
				313	A	Ark.-Pine Bluff	45 49	269	A	FIU	70 62						
				347	H	Jackson St.	62 52	109	A	SMU	36 61						
				266	H	Grambling	69 61	143	A	TCU	48 77						

Non-Div I Games:	P.R.-Bayamon	64	58
------------------	--------------	----	----

Texas Southern

Loss, Non-Conf, S Site, H Home A Away N Neutral

Average RPI Win:	258	WON-LOST	WINNING	LAST 10	STRENGTH OF	OPP. STRENGTH	TEAM	ADJ.	CONF.	ADJ CONF.
Average RPI Loss:	150	RECORD	PCT. RANK	GAMES	SCHEDULE	OF SCHEDULE	RPI	RPI	RPI	RPI
DIV. I ONLY	10- 9	148	6- 4	287	229	208	208	21	21	
DIV. I NON-CONF.	5- 5	165	2- 1	304	234	214	214	19	19	
TOTALS	RPI 1-25	RPI 26-50	W-L RECORDS	RPI 51-100	RPI 101-150	RPI 150+				
10- 9	0- 1	0- 0	OVERALL	0- 2	0- 1	10- 5				
6- 3	0- 0	0- 0	HOME	0- 1	0- 0	6- 2				
4- 6	0- 1	0- 0	AWAY	0- 1	0- 1	4- 3				
0- 0	0- 0	0- 0	NEUTRAL	0- 0	0- 0	0- 0				
5- 5	0- 1	0- 0	NON-CONFERENCE	0- 0	0- 1	5- 3				
3- 1	0- 0	0- 0	HOME	0- 0	0- 0	3- 1				
2- 4	0- 1	0- 0	AWAY	0- 0	0- 1	2- 2				
0- 0	0- 0	0- 0	NEUTRAL	0- 0	0- 0	0- 0				
5- 4	0- 0	0- 0	CONFERENCE	0- 2	0- 0	5- 2				
3- 2	0- 0	0- 0	HOME	0- 1	0- 0	3- 1				
2- 2	0- 0	0- 0	AWAY	0- 1	0- 0	2- 1				
0- 0	0- 0	0- 0	NEUTRAL	0- 0	0- 0	0- 0				

RPI 1-25				RPI 26-50				RPI 51-100				RPI 101+ Team's RPI: 208			
RPI	S	Opponent	Score	RPI	S	Opponent	Score	RPI	S	Opponent	Score	RPI	S	Opponent	Score
5	A	Baylor	24 90					51	H	UT Arlington	39 61	109	A	SMU	56 64
								100	A	Troy	54 65	156	A	UTSA	47 72
												179	A	Houston	61 56
												186	A	Appalachian St.	53 37
												186	H	Appalachian St.	64 66
												205	H	Louisiana	62 40
												211	H	Texas Southern	53 66
												216	A	North Texas	59 58
												246	A	South Ala.	57 44
												247	A	Coastal Caro.	48 64
												247	H	Coastal Caro.	83 62
												287	H	A&M-Corpus Christi	57 50
												288	A	Prairie View	60 64
												331	H	La.-Monroe	63 50
												335	H	Incarnate Word	67 50
												343	H	Sam Houston St.	69 46
LAST 12 Division I GAMES:															
247	A	Coastal Caro.	48 64	51	H	UT Arlington	39 61								
186	A	Appalachian St.	53 37	186	H	Appalachian St.	64 66								
205	H	Louisiana	62 40	247	H	Coastal Caro.	83 62								
331	H	La.-Monroe	63 50	216	A	North Texas	59 58								
246	A	South Ala.	57 44	343	H	Sam Houston St.	69 46								
100	A	Troy	54 65	288	A	Prairie View	60 64								

Non-Div I Games: St. Edward's 51 65

Texas St.

■ Loss,
 ■ Non-Conf, S Site,
 ■ Home
 ■ Away
 N Neutral

Average RPI Win:	140	WON-LOST	WINNING	LAST 10	STRENGTH OF	OPP. STRENGTH	TEAM	ADJ.	CONF.	ADJ CONF.
Average RPI Loss:	43	RECORD	PCT. RANK	GAMES	SCHEDULE	OF SCHEDULE	RPI	RPI	RPI	RPI
DIV. I ONLY	11- 10	154	3- 7	10	25	59	59	4	4	
DIV. I NON-CONF.	8- 3	67	2- 0	31	134	29	29	3	3	
TOTALS	RPI 1-25	RPI 26-50	W-L RECORDS	RPI 51-100	RPI 101-150	RPI 150+				
11- 10	0- 7	2- 1	OVERALL	2- 0	3- 2	4- 0				
10- 2	0- 2	2- 0	HOME	2- 0	2- 0	4- 0				
0- 8	0- 5	0- 1	AWAY	0- 0	0- 2	0- 0				
1- 0	0- 0	0- 0	NEUTRAL	0- 0	1- 0	0- 0				
8- 3	0- 2	0- 0	NON-CONFERENCE	1- 0	3- 1	4- 0				
7- 0	0- 0	0- 0	HOME	1- 0	2- 0	4- 0				
0- 3	0- 2	0- 0	AWAY	0- 0	0- 1	0- 0				
1- 0	0- 0	0- 0	NEUTRAL	0- 0	1- 0	0- 0				
3- 7	0- 5	2- 1	CONFERENCE	1- 0	0- 1	0- 0				
3- 2	0- 2	2- 0	HOME	1- 0	0- 0	0- 0				
0- 5	0- 3	0- 1	AWAY	0- 0	0- 1	0- 0				
0- 0	0- 0	0- 0	NEUTRAL	0- 0	0- 0	0- 0				

RPI	S	Opponent	Score	RPI	S	Opponent	Score	RPI	S	Opponent	Score	RPI	S	Opponent	Score
10	A	Texas	47 67	46	H	Oklahoma St.	70 65	51	H	UT Arlington	79 60	113	H	Central Ark.	79 45
10	H	Texas	57 77	49	A	West Virginia	79 89	89	H	Iowa St.	75 66	121	N	Fordham	59 50
17	A	Kansas St.	54 68	49	H	West Virginia	75 66					126	A	Arkansas	60 66
17	H	Kansas St.	53 65									138	A	Kansas	60 66
19	A	Miami (FL)	56 74									150	H	New Mexico	69 58
20	A	Texas A&M	90 98									154	H	North Dakota	90 80
22	A	Oklahoma	45 66									179	H	Houston	84 60
												288	H	Prairie View	85 43
												299	H	Alcorn	90 37
LAST 12 Division I GAMES:															
17	H	Kansas St.	53 65	17	A	Kansas St.	54 68								
138	A	Kansas	60 66	89	H	Iowa St.	75 66								
49	A	West Virginia	79 89	46	H	Oklahoma St.	70 65								
10	H	Texas	57 77	10	A	Texas	47 67								
22	A	Oklahoma	45 66	51	H	UT Arlington	79 60								
49	H	West Virginia	75 66	299	H	Alcorn	90 37								

Non-Div I Games:

Texas Tech

■ Loss,
■ Non-Conf, S Site,
■ Home
■ Away
N Neutral

Average RPI Win:	194	WON-LOST	WINNING	LAST 10	STRENGTH OF	OPP. STRENGTH	TEAM	ADJ.	CONF.	ADJ CONF.
Average RPI Loss:	67	RECORD	PCT. RANK	GAMES	SCHEDULE	OF SCHEDULE	RPI	RPI	RPI	RPI
DIV. I ONLY	13- 6	79	6- 4	103	92	88	88	10	10	
DIV. I NON-CONF.	8- 2	49	2- 1	242	52	92	92	11	11	
TOTALS	RPI 1-25	RPI 26-50	W-L RECORDS	RPI 51-100	RPI 101-150	RPI 150+				
13- 6	0- 2	0- 0	OVERALL	4- 2	0- 2	9- 0				
7- 4	0- 1	0- 0	HOME	2- 2	0- 1	5- 0				
5- 1	0- 0	0- 0	AWAY	2- 0	0- 1	3- 0				
1- 1	0- 1	0- 0	NEUTRAL	0- 0	0- 0	1- 0				
8- 2	0- 2	0- 0	NON-CONFERENCE	1- 0	0- 0	7- 0				
4- 1	0- 1	0- 0	HOME	0- 0	0- 0	4- 0				
3- 0	0- 0	0- 0	AWAY	1- 0	0- 0	2- 0				
1- 1	0- 1	0- 0	NEUTRAL	0- 0	0- 0	1- 0				
5- 4	0- 0	0- 0	CONFERENCE	3- 2	0- 2	2- 0				
3- 3	0- 0	0- 0	HOME	2- 2	0- 1	1- 0				
2- 1	0- 0	0- 0	AWAY	1- 0	0- 1	1- 0				
0- 0	0- 0	0- 0	NEUTRAL	0- 0	0- 0	0- 0				

RPI 1-25				RPI 26-50				RPI 51-100				Team's RPI: 88	RPI 101+			
RPI	S	Opponent	Score	RPI	S	Opponent	Score	RPI	S	Opponent	Score		RPI	S	Opponent	Score
2	H	Notre Dame	68 85					60	H	Ohio	55 64		112	A	Kent St.	60 70
13	N	UCLA	73 75					71	A	Buffalo	73 64		129	H	Ball St.	45 51
								71	H	Buffalo	85 63		158	H	Detroit	72 66
								73	A	Dayton	76 72		192	A	Cleveland St.	92 59
								79	H	Central Mich.	74 72		212	H	Miami (OH)	64 50
								85	H	Northern Ill.	73 77		221	H	St. Bonaventure	74 50
													259	A	Eastern Mich.	66 49
													287	A	A&M-Corpus Christi	76 60
													290	H	Rhode Island	65 50
													292	N	Davidson	76 41
													318	H	Ill.-Chicago	79 51
LAST 12 Division I GAMES:																
				71	H	Buffalo	85 63					212	H	Miami (OH)	64 50	
				79	H	Central Mich.	74 72					259	A	Eastern Mich.	66 49	
				112	A	Kent St.	60 70					129	H	Ball St.	45 51	
				60	H	Ohio	55 64					158	H	Detroit	72 66	
				85	H	Northern Ill.	73 77					2	H	Notre Dame	68 85	
				71	A	Buffalo	73 64					221	H	St. Bonaventure	74 50	

Non-Div I Games: Madonna 99 47

Toledo

Average RPI Win: 194	WON-LOST	WINNING	LAST 10	STRENGTH OF	OPP. STRENGTH	TEAM	ADJ.	CONF.	ADJ CONF.
Average RPI Loss: 125	RECORD	PCT. RANK	GAMES	SCHEDULE	OF SCHEDULE	RPI	RPI	RPI	RPI
DIV. I ONLY	11- 10	154	4- 6	138	147	153	153	8	8
DIV. I NON-CONF.	7- 4	114	1- 1	233	277	171	171	8	8
TOTALS	RPI 1-25	RPI 26-50	W-L RECORDS	RPI 51-100	RPI 101-150	RPI 150+			
11- 10	0- 2	2- 1	OVERALL	1- 1	2- 2	6- 4			
8- 4	0- 0	1- 1	HOME	1- 0	2- 2	4- 1			
3- 6	0- 2	1- 0	AWAY	0- 1	0- 0	2- 3			
0- 0	0- 0	0- 0	NEUTRAL	0- 0	0- 0	0- 0			
7- 4	0- 1	0- 1	NON-CONFERENCE	1- 0	1- 1	5- 1			
5- 2	0- 0	0- 1	HOME	1- 0	1- 1	3- 0			
2- 2	0- 1	0- 0	AWAY	0- 0	0- 0	2- 1			
0- 0	0- 0	0- 0	NEUTRAL	0- 0	0- 0	0- 0			
4- 6	0- 1	2- 0	CONFERENCE	0- 1	1- 1	1- 3			
3- 2	0- 0	1- 0	HOME	0- 0	1- 1	1- 1			
1- 4	0- 1	1- 0	AWAY	0- 1	0- 0	0- 2			
0- 0	0- 0	0- 0	NEUTRAL	0- 0	0- 0	0- 0			

RPI 1-25				RPI 26-50				RPI 51-100				RPI 101+ Team's RPI: 153			
RPI	S	Opponent	Score	RPI	S	Opponent	Score	RPI	S	Opponent	Score	RPI	S	Opponent	Score
18	A	Maryland	63 97	43	H	Georgetown	59 75	83	A	Drexel	48 58	107	H	Delaware	67 73
25	A	Elon	55 83	44	A	James Madison	60 55	99	H	Cornell	68 63	124	H	William & Mary	64 60
				44	H	James Madison	54 51					130	H	Rider	75 79
												146	H	George Mason	79 75
												171	A	Northeastern	64 72
												180	H	Col. of Charleston	61 59
												190	H	Hofstra	61 70
												217	A	UNCW	56 59
												250	A	UMBC	59 48
												267	H	Norfolk St.	61 58
												270	A	Colgate	71 76
												294	H	Coppin St.	69 65
												337	H	UMass Lowell	90 56
												345	A	Wagner	69 40
LAST 12 Division I GAMES:															
25	A	Elon	55 83	190	H	Hofstra	61 70								
107	H	Delaware	67 73	44	H	James Madison	54 51								
217	A	UNCW	56 59	171	A	Northeastern	64 72								
44	A	James Madison	60 55	83	A	Drexel	48 58								
124	H	William & Mary	64 60	267	H	Norfolk St.	61 58								
180	H	Col. of Charleston	61 59	130	H	Rider	75 79								

Non-Div I Games:

Towson

Average RPI Win:	214	WON-LOST	WINNING	LAST 10	STRENGTH OF	OPP. STRENGTH	TEAM	ADJ.	CONF.	ADJ CONF.
Average RPI Loss:	109	RECORD	PCT. RANK	GAMES	SCHEDULE	OF SCHEDULE	RPI	RPI	RPI	RPI
DIV. I ONLY	12- 6	91	7- 2	179	151	100	100	21	21	
DIV. I NON-CONF.	5- 4	143	0- 2	139	44	104	104	19	19	
TOTALS	RPI 1-25	RPI 26-50	W-L RECORDS	RPI 51-100	RPI 101-150	RPI 150+				
12- 6	0- 2	0- 0	OVERALL	3- 2	0- 0	9- 2				
5- 2	0- 0	0- 0	HOME	2- 0	0- 0	3- 2				
5- 4	0- 0	0- 0	AWAY	0- 0	0- 0	5- 0				
2- 0	0- 0	0- 0	NEUTRAL	1- 0	0- 0	1- 0				
5- 4	0- 2	0- 0	NON-CONFERENCE	2- 1	0- 0	3- 1				
2- 1	0- 0	0- 0	HOME	1- 0	0- 0	1- 1				
1- 3	0- 2	0- 0	AWAY	0- 1	0- 0	1- 0				
2- 0	0- 0	0- 0	NEUTRAL	1- 0	0- 0	1- 0				
7- 2	0- 0	0- 0	CONFERENCE	1- 1	0- 0	6- 1				
3- 1	0- 0	0- 0	HOME	1- 0	0- 0	2- 1				
4- 1	0- 0	0- 0	AWAY	0- 1	0- 0	4- 0				
0- 0	0- 0	0- 0	NEUTRAL	0- 0	0- 0	0- 0				

RPI 1-25				RPI 26-50				RPI 51-100 Team's RPI: 100				RPI 101+			
RPI	S	Opponent	Score	RPI	S	Opponent	Score	RPI	S	Opponent	Score	RPI	S	Opponent	Score
12	A	Tennessee	84 110					51	H	UT Arlington	85 68	191	H	UAB	77 81
24	A	Auburn	52 61					58	A	Little Rock	74 77	199	H	Alabama St.	95 66
								69	N	Villanova	93 85	208	H	Texas St.	65 54
								77	H	Belmont	91 74	246	A	South Ala.	73 57
								95	A	Jacksonville	70 77	253	A	Ga. Southern	89 86
												253	H	Ga. Southern	77 67
												272	A	Georgia St.	87 69
												272	H	Georgia St.	65 68
												305	A	Nicholls St.	100 75
												310	N	Loyola Chicago	91 67
												323	A	Arkansas St.	83 75
LAST 12 Division I GAMES:															
272	H	Georgia St.	65 68	253	A	Ga. Southern	89 86								
253	H	Ga. Southern	77 67	272	A	Georgia St.	87 69								
323	A	Arkansas St.	83 75	246	A	South Ala.	73 57								
58	A	Little Rock	74 77	12	A	Tennessee	84 110								
51	H	UT Arlington	85 68	191	H	UAB	77 81								
208	H	Texas St.	65 54	305	A	Nicholls St.	100 75								

Non-Div I Games: Armstrong St. 118 72 Thomas (GA) 110 55

Troy

Average RPI Win:	152	WON-LOST	WINNING	LAST 10	STRENGTH OF	OPP. STRENGTH	TEAM	ADJ.	CONF.	ADJ CONF.
Average RPI Loss:	40	RECORD	PCT. RANK	GAMES	SCHEDULE	OF SCHEDULE	RPI	RPI	RPI	RPI
DIV. I ONLY	15- 7	83	7- 3	46	36	35	35	5	5	
DIV. I NON-CONF.	9- 4	85	3- 0	57	33	47	47	5	5	
TOTALS	RPI 1-25	RPI 26-50	W-L RECORDS	RPI 51-100	RPI 101-150	RPI 150+				
15- 7	1- 3	1- 2	OVERALL	0- 1	6- 1	7- 0				
9- 1	1- 1	1- 0	HOME	0- 0	4- 0	3- 0				
5- 5	0- 1	0- 2	AWAY	0- 1	2- 1	3- 0				
1- 1	0- 1	0- 0	NEUTRAL	0- 0	0- 0	1- 0				
9- 4	1- 1	1- 1	NON-CONFERENCE	0- 1	3- 1	4- 0				
7- 0	1- 0	1- 0	HOME	0- 0	3- 0	2- 0				
1- 3	0- 0	0- 1	AWAY	0- 1	0- 1	1- 0				
1- 1	0- 1	0- 0	NEUTRAL	0- 0	0- 0	1- 0				
6- 3	0- 2	0- 1	CONFERENCE	0- 0	3- 0	3- 0				
2- 1	0- 1	0- 0	HOME	0- 0	1- 0	1- 0				
4- 2	0- 1	0- 1	AWAY	0- 0	2- 0	2- 0				
0- 0	0- 0	0- 0	NEUTRAL	0- 0	0- 0	0- 0				

RPI 1-25				RPI 26-50				Team's RPI: 35	RPI 51-100				RPI 101+			
RPI	S	Opponent	Score	RPI	S	Opponent	Score		RPI	S	Opponent	Score	RPI	S	Opponent	Score
1	A	UConn	56 100	28	A	LSU	51 69		84	A	Middle Tenn.	59 62	108	A	East Carolina	61 45
4	N	Mississippi St.	49 66	33	A	Temple	71 86						109	A	SMU	71 59
21	H	South Fla.	53 62	36	H	North Carolina St.	63 58						111	A	Vanderbilt	63 74
24	H	Auburn	61 59										119	H	Maine	77 62
													120	H	Southern Miss.	86 67
													139	H	Tulsa	70 65
													149	H	Eastern Wash.	63 51
													155	A	Cincinnati	74 68
													156	A	UTSA	75 66
													179	A	Houston	57 49
													179	H	Houston	82 56
													259	N	Eastern Mich.	62 50
													266	H	Grambling	79 56
													279	H	McNeese	82 65
LAST 12 Division I GAMES:																
179	A	Houston	57 49	33	A	Temple	71 86									
155	A	Cincinnati	74 68	21	H	South Fla.	53 62									
139	H	Tulsa	70 65	108	A	East Carolina	61 45									
1	A	UConn	56 100	119	H	Maine	77 62									
179	H	Houston	82 56	24	H	Auburn	61 59									
109	A	SMU	71 59	149	H	Eastern Wash.	63 51									

Non-Div I Games:

Tulane

Average RPI Win:	165	WON-LOST	WINNING	LAST 10	STRENGTH OF	OPP. STRENGTH	TEAM	ADJ.	CONF.	ADJ CONF.
Average RPI Loss:	93	RECORD	PCT. RANK	GAMES	SCHEDULE	OF SCHEDULE	RPI	RPI	RPI	RPI
DIV. I ONLY	8- 14	242	4- 6	47	66	139	139	5	5	
DIV. I NON-CONF.	4- 9	248	1- 2	93	126	189	189	5	5	
TOTALS	RPI 1-25	RPI 26-50	W-L RECORDS	RPI 51-100	RPI 101-150	RPI 150+				
8- 14	0- 4	0- 2	OVERALL	0- 3	5- 2	3- 3				
5- 5	0- 1	0- 1	HOME	0- 2	3- 1	2- 0				
3- 8	0- 3	0- 1	AWAY	0- 0	2- 1	1- 3				
0- 1	0- 0	0- 0	NEUTRAL	0- 1	0- 0	0- 0				
4- 9	0- 2	0- 0	NON-CONFERENCE	0- 3	2- 2	2- 2				
2- 3	0- 0	0- 0	HOME	0- 2	1- 1	1- 0				
2- 5	0- 2	0- 0	AWAY	0- 0	1- 1	1- 2				
0- 1	0- 0	0- 0	NEUTRAL	0- 1	0- 0	0- 0				
4- 5	0- 2	0- 2	CONFERENCE	0- 0	3- 0	1- 1				
3- 2	0- 1	0- 1	HOME	0- 0	2- 0	1- 0				
1- 3	0- 1	0- 1	AWAY	0- 0	1- 0	0- 1				
0- 0	0- 0	0- 0	NEUTRAL	0- 0	0- 0	0- 0				

RPI	S	Opponent	Score	RPI	S	Opponent	Score	RPI	S	Opponent	Score	RPI	S	Opponent	Score	Team's RPI: 139
1	H	UConn	58 98	33	H	Temple	49 58	58	H	Little Rock	58 63	108	H	East Carolina	100 92	
17	A	Kansas St.	62 82	35	A	Tulane	65 70	66	H	South Dakota	68 71	109	H	SMU	66 59	
21	A	South Fla.	68 84					97	N	BYU	56 71	110	H	Saint Louis	70 64	
22	A	Oklahoma	68 85									126	H	Arkansas	50 57	
												135	A	UCF	73 62	
												148	A	Oral Roberts	68 76	
												150	A	New Mexico	67 64	
												179	A	Houston	66 71	
												182	A	Indiana St.	68 72	
												188	H	Memphis	57 52	
												216	H	North Texas	63 58	
												303	A	UMKC	80 70	
												323	A	Arkansas St.	80 83	
LAST 12 Division I GAMES:																
108	H	East Carolina	100 92	21	A	South Fla.	68 84									
109	H	SMU	66 59	188	H	Memphis	57 52									
35	A	Tulane	65 70	179	A	Houston	66 71									
135	A	UCF	73 62	182	A	Indiana St.	68 72									
1	H	UConn	58 98	58	H	Little Rock	58 63									
33	H	Temple	49 58	110	H	Saint Louis	70 64									

Non-Div I Games:

Tulsa

UAB				STRENGTH OF SCHEDULE	OPP. STRENGTH OF SCHEDULE	TEAM RPI	ADJ. RPI	CONF. RPI	ADJ CONF. RPI
Average RPI Win:	245	WON-LOST RECORD	WINNING PCT. RANK						
Average RPI Loss:	124		LAST 10 GAMES						
DIV. I ONLY	10- 10	166	4- 6	187	171	191	191	15	15
DIV. I NON-CONF.	6- 4	126	1- 0	127	199	114	114	16	16

TOTALS	RPI 1-25	RPI 26-50	W-L RECORDS	RPI 51-100	RPI 101-150	RPI 150+			
10- 10	0- 2	0- 0	OVERALL	1- 3	0- 1	9- 4			
7- 4	0- 1	0- 0	HOME	0- 2	0- 0	7- 1			
2- 6	0- 1	0- 0	AWAY	1- 1	0- 1	1- 3			
1- 0	0- 0	0- 0	NEUTRAL	0- 0	0- 0	1- 0			
6- 4	0- 2	0- 0	NON-CONFERENCE	1- 1	0- 0	5- 1			
3- 2	0- 1	0- 0	HOME	0- 1	0- 0	3- 0			
2- 2	0- 1	0- 0	AWAY	1- 0	0- 0	1- 1			
1- 0	0- 0	0- 0	NEUTRAL	0- 0	0- 0	1- 0			
4- 6	0- 0	0- 0	CONFERENCE	0- 2	0- 1	4- 3			
4- 2	0- 0	0- 0	HOME	0- 1	0- 0	4- 1			
0- 4	0- 0	0- 0	AWAY	0- 1	0- 1	0- 2			
0- 0	0- 0	0- 0	NEUTRAL	0- 0	0- 0	0- 0			

RPI 1-25				RPI 26-50				RPI 51-100				RPI 101+ Team's RPI: 191			
RPI	S	Opponent	Score	RPI	S	Opponent	Score	RPI	S	Opponent	Score	RPI	S	Opponent	Score
7	H	Florida St.	47 93					77	H	Belmont	58 72	120	A	Southern Miss.	59 64
15	A	DePaul	80 90					84	H	Middle Tenn.	61 64	152	H	Rice	62 61
								86	A	Western Ky.	48 60	173	A	Louisiana Tech	63 64
								100	A	Troy	81 77	201	A	Southern Ill.	64 49
												216	H	North Texas	58 59
												231	A	Samford	49 52
												234	A	Marshall	58 61
												246	H	South Ala.	66 41
												269	H	FIU	82 68
												277	H	Mississippi Val.	80 46
												280	N	Gardner-Webb	59 49
												293	H	UTEP	74 61
												306	H	High Point	75 66
												328	H	Fla. Atlantic	66 55
LAST 12 Division I GAMES:															
293	H	UTEP	74 61	86	A	Western Ky.	48 60	152	H	Rice	62 61	216	H	North Texas	58 59
120	A	Southern Miss.	59 64	84	H	Middle Tenn.	61 64	246	H	South Ala.	66 41	269	H	FIU	82 68
173	A	Louisiana Tech	63 64	100	A	Troy	81 77	277	H	Mississippi Val.	80 46	280	N	Gardner-Webb	59 49
269	H	FIU	82 68					293	H	UTEP	74 61	306	H	High Point	75 66
328	H	Fla. Atlantic	66 55					328	H	Fla. Atlantic	66 55				
234	A	Marshall	58 61												

Non-Div I Games: Miles 106 48

UAB

Loss, Non-Conf, S Site, H Home A Away N Neutral

Average RPI Win:	220	WON-LOST	WINNING	LAST 10	STRENGTH OF	OPP. STRENGTH	TEAM	ADJ.	CONF.	ADJ CONF.
Average RPI Loss:	81	RECORD	PCT. RANK	GAMES	SCHEDULE	OF SCHEDULE	RPI	RPI	RPI	RPI
DIV. I ONLY	15- 6	62	7- 3	205	131	104	104	25	25	
DIV. I NON-CONF.	8- 4	97	2- 1	92	71	66	66	23	23	
TOTALS	RPI 1-25	RPI 26-50	W-L RECORDS	RPI 51-100	RPI 101-150	RPI 150+				
15- 6	0- 2	0- 0	OVERALL	1- 3	2- 0	12- 1				
8- 2	0- 0	0- 0	HOME	1- 1	1- 0	6- 1				
7- 3	0- 2	0- 0	AWAY	0- 1	1- 0	6- 0				
0- 1	0- 0	0- 0	NEUTRAL	0- 1	0- 0	0- 0				
8- 4	0- 2	0- 0	NON-CONFERENCE	1- 1	2- 0	5- 1				
4- 1	0- 0	0- 0	HOME	1- 0	1- 0	2- 1				
4- 2	0- 2	0- 0	AWAY	0- 0	1- 0	3- 0				
0- 1	0- 0	0- 0	NEUTRAL	0- 1	0- 0	0- 0				
7- 2	0- 0	0- 0	CONFERENCE	0- 2	0- 0	7- 0				
4- 1	0- 0	0- 0	HOME	0- 1	0- 0	4- 0				
3- 1	0- 0	0- 0	AWAY	0- 1	0- 0	3- 0				
0- 0	0- 0	0- 0	NEUTRAL	0- 0	0- 0	0- 0				

RPI 1-25				RPI 26-50				RPI 51-100				RPI 101+ Team's RPI: 104			
RPI	S	Opponent	Score	RPI	S	Opponent	Score	RPI	S	Opponent	Score	RPI	S	Opponent	Score
6	A	Oregon St.	52 93					61	H	Montana St.	70 62	131	H	St. Mary's (CA)	68 66
9	A	Stanford	42 68					94	A	Long Beach St.	62 64	135	A	UCF	77 71
								94	H	Long Beach St.	51 64	161	A	San Francisco	78 58
								95	N	Jacksonville	54 61	166	H	UC Riverside	72 55
												190	H	Hofstra	60 64
												202	H	CSUN	81 65
												207	A	Pacific	95 87
												224	H	San Diego St.	75 55
												230	H	Hawaii	70 55
												255	A	Cal Poly	61 53
												263	A	Sacramento St.	110 78
												268	H	Portland	66 52
												327	A	UC Irvine	89 48
												338	A	Cal St. Fullerton	70 51
												338	H	Cal St. Fullerton	59 39
LAST 12 Division I GAMES:															
255	A	Cal Poly	61 53	94	H	Long Beach St.	51 64								
338	H	Cal St. Fullerton	59 39	230	H	Hawaii	70 55								
166	H	UC Riverside	72 55	327	A	UC Irvine	89 48								
94	A	Long Beach St.	62 64	95	N	Jacksonville	54 61								
338	A	Cal St. Fullerton	70 51	135	A	UCF	77 71								
202	H	CSUN	81 65	161	A	San Francisco	78 58								

Non-Div I Games: Holy Names 91 51

UC Davis

■ Loss,
 ■ Non-Conf,
 ■ S Site,
 ■ Home
 ■ A Away
 N Neutral

Average RPI Win:	246	WON-LOST	WINNING	LAST 10	STRENGTH OF	OPP. STRENGTH	TEAM	ADJ.	CONF.	ADJ CONF.
Average RPI Loss:	191	RECORD	PCT. RANK	GAMES	SCHEDULE	OF SCHEDULE	RPI	RPI	RPI	RPI
DIV. I ONLY	2- 18	337	1- 8	215	283	327	327	25	25	
DIV. I NON-CONF.	1- 12	332	0- 4	195	302	323	323	23	23	
TOTALS	RPI 1-25	RPI 26-50	W-L RECORDS	RPI 51-100	RPI 101-150	RPI 150+				
2- 18	0- 0	0- 0	OVERALL	0- 3	0- 2	2- 13				
1- 9	0- 0	0- 0	HOME	0- 2	0- 2	1- 5				
1- 8	0- 0	0- 0	AWAY	0- 1	0- 0	1- 7				
0- 1	0- 0	0- 0	NEUTRAL	0- 0	0- 0	0- 1				
1- 12	0- 0	0- 0	NON-CONFERENCE	0- 3	0- 1	1- 8				
0- 6	0- 0	0- 0	HOME	0- 2	0- 1	0- 3				
1- 5	0- 0	0- 0	AWAY	0- 1	0- 0	1- 4				
0- 1	0- 0	0- 0	NEUTRAL	0- 0	0- 0	0- 1				
1- 6	0- 0	0- 0	CONFERENCE	0- 0	0- 1	1- 5				
1- 3	0- 0	0- 0	HOME	0- 0	0- 1	1- 2				
0- 3	0- 0	0- 0	AWAY	0- 0	0- 0	0- 3				
0- 0	0- 0	0- 0	NEUTRAL	0- 0	0- 0	0- 0				

RPI	S	Opponent	Score	RPI	S	Opponent	Score	RPI	S	Opponent	Score	RPI	S	Opponent	Score	Team's RPI: 327
70	H	Southern California	45 83	76	H	UNLV	46 62	81	A	Gonzaga	38 102	104	H	UC Davis	48 89	
												110	H	Saint Louis	69 79	
												166	A	UC Riverside	58 76	
												166	H	UC Riverside	58 79	
												175	N	Fresno St.	45 63	
												198	A	Idaho St.	54 65	
												200	A	Loyola Marymount	39 58	
												202	H	CSUN	77 52	
												210	A	Utah St.	52 66	
												230	A	Hawaii	62 79	
												237	H	UC Santa Barbara	60 85	
												242	A	Portland St.	73 79	
												263	H	Sacramento St.	70 78	
												265	H	Southern Utah	58 70	
												289	A	Nevada	72 59	
												300	H	CSU Bakersfield	66 86	
												338	A	Cal St. Fullerton	53 64	
LAST 12 Division I GAMES:																
237	H	UC Santa Barbara	60 85	104	H	UC Davis	48 89									
230	A	Hawaii	62 79	70	H	Southern California	45 83									
166	H	UC Riverside	58 79	265	H	Southern Utah	58 70									
338	A	Cal St. Fullerton	53 64	300	H	CSU Bakersfield	66 86									
202	H	CSUN	77 52	76	H	UNLV	46 62									
166	A	UC Riverside	58 76	263	H	Sacramento St.	70 78									

Non-Div I Games: Concordia (CA) 92 61

UC Irvine

■ Loss,
■ Non-Conf, S Site,
■ Home
■ Away
N Neutral

UC Riverside

Through Games Of Feb. 3, 2017

Average RPI Win:	261	WON-LOST	WINNING	LAST 10	STRENGTH OF	OPP. STRENGTH	TEAM	ADJ.	CONF.	ADJ CONF.
Average RPI Loss:	100	RECORD	PCT. RANK	GAMES	SCHEDULE	OF SCHEDULE	RPI	RPI	RPI	RPI
DIV. I ONLY	11- 10	154	5- 5	209	182	166	166	25	25	
DIV. I NON-CONF.	6- 7	182	1- 3	109	140	136	136	23	23	
TOTALS	RPI 1-25	RPI 26-50	W-L RECORDS	RPI 51-100	RPI 101-150	RPI 150+				
11- 10	0- 0	0- 2	OVERALL	0- 4	0- 3	11- 1				
7- 2	0- 0	0- 0	HOME	0- 1	0- 1	7- 0				
3- 8	0- 0	0- 2	AWAY	0- 3	0- 2	3- 1				
1- 0	0- 0	0- 0	NEUTRAL	0- 0	0- 0	1- 0				
6- 7	0- 0	0- 2	NON-CONFERENCE	0- 3	0- 2	6- 0				
3- 2	0- 0	0- 0	HOME	0- 1	0- 1	3- 0				
2- 5	0- 0	0- 2	AWAY	0- 2	0- 1	2- 0				
1- 0	0- 0	0- 0	NEUTRAL	0- 0	0- 0	1- 0				
5- 3	0- 0	0- 0	CONFERENCE	0- 1	0- 1	5- 1				
4- 0	0- 0	0- 0	HOME	0- 0	0- 0	4- 0				
1- 3	0- 0	0- 0	AWAY	0- 1	0- 1	1- 1				
0- 0	0- 0	0- 0	NEUTRAL	0- 0	0- 0	0- 0				

RPI S	Opponent	Score	RPI S	Opponent	Score	RPI S	Opponent	Score	RPI S	Opponent	Score	Team's RPI: 166
31	A Missouri	62 68	66	H South Dakota	55 61	104	A UC Davis	55 72	125	H Penn	55 71	
45	A California	56 71	70	A Southern California	49 67	138	A Kansas	84 90	200	A Loyola Marymount	75 72	
			87	A FGCU	45 60	213	H Grand Canyon	77 64	222	H Seattle U	58 54	
			94	A Long Beach St.	51 55	224	H San Diego St.	72 44	230	H Hawaii	63 45	
						231	N Samford	51 48	237	A UC Santa Barbara	54 58	
						255	H Cal Poly	68 59	300	A CSU Bakersfield	71 66	
						327	A UC Irvine	79 58	327	H UC Irvine	76 58	
						338	H Cal St. Fullerton	68 45				
LAST 12 Division I GAMES:												
230	H Hawaii	63 45	255	H Cal Poly	68 59							
94	A Long Beach St.	51 55	327	H UC Irvine	76 58							
104	A UC Davis	55 72	125	H Penn	55 71							
338	H Cal St. Fullerton	68 45	87	A FGCU	45 60							
327	A UC Irvine	79 58	231	N Samford	51 48							
237	A UC Santa Barbara	54 58	138	A Kansas	84 90							

Non-Div I Games:

UC Riverside

■ Loss,
 ■ Non-Conf,
 ■ S Site,
 ■ H Home
 ■ A Away
 N Neutral

Average RPI Win:	256	WON-LOST	WINNING	LAST 10	STRENGTH OF	OPP. STRENGTH	TEAM	ADJ.	CONF.	ADJ CONF.
Average RPI Loss:	172	RECORD	PCT. RANK	GAMES	SCHEDULE	OF SCHEDULE	RPI	RPI	RPI	RPI
DIV. I ONLY	11- 10	154	7- 3	334	153	237	237	25	25	
DIV. I NON-CONF.	5- 8	218	3- 1	308	107	274	274	23	23	
TOTALS	RPI 1-25	RPI 26-50	W-L RECORDS	RPI 51-100	RPI 101-150	RPI 150+				
11- 10	0- 1	0- 0	OVERALL	1- 1	0- 2	10- 6				
6- 3	0- 1	0- 0	HOME	1- 0	0- 2	5- 0				
3- 7	0- 0	0- 0	AWAY	0- 1	0- 0	3- 6				
2- 0	0- 0	0- 0	NEUTRAL	0- 0	0- 0	2- 0				
5- 8	0- 1	0- 0	NON-CONFERENCE	0- 1	0- 2	5- 4				
2- 3	0- 1	0- 0	HOME	0- 0	0- 2	2- 0				
1- 5	0- 0	0- 0	AWAY	0- 1	0- 0	1- 4				
2- 0	0- 0	0- 0	NEUTRAL	0- 0	0- 0	2- 0				
6- 2	0- 0	0- 0	CONFERENCE	1- 0	0- 0	5- 2				
4- 0	0- 0	0- 0	HOME	1- 0	0- 0	3- 0				
2- 2	0- 0	0- 0	AWAY	0- 0	0- 0	2- 2				
0- 0	0- 0	0- 0	NEUTRAL	0- 0	0- 0	0- 0				

RPI 1-25				RPI 26-50				RPI 51-100				RPI 101+ Team's RPI: 237			
RPI	S	Opponent	Score	RPI	S	Opponent	Score	RPI	S	Opponent	Score	RPI	S	Opponent	Score
13	H	UCLA	52 71					89	A	Iowa St.	60 77	145	H	Yale	60 64
								94	H	Long Beach St.	65 60	147	H	Santa Clara	58 69
												166	H	UC Riverside	58 54
												175	A	Fresno St.	50 49
												200	A	Loyola Marymount	55 57
												202	A	CSUN	61 75
												218	A	San Diego	63 77
												222	A	Seattle U	53 58
												224	A	San Diego St.	70 84
												230	H	Hawaii	74 62
												255	A	Cal Poly	67 78
												276	N	North Dakota St.	66 59
												284	H	Northern Ariz.	60 51
												287	N	A&M-Corpus Christi	66 60
												302	H	Pepperdine	66 57
												327	A	UC Irvine	85 60
												338	A	Cal St. Fullerton	56 49
												338	H	Cal St. Fullerton	57 37
LAST 12 Division I GAMES:															
338	H	Cal St. Fullerton	57 37	338	A	Cal St. Fullerton	56 49								
327	A	UC Irvine	85 60	255	A	Cal Poly	67 78								
202	A	CSUN	61 75	145	H	Yale	60 64								
230	H	Hawaii	74 62	276	N	North Dakota St.	66 59								
94	H	Long Beach St.	65 60	287	N	A&M-Corpus Christi	66 60								
166	H	UC Riverside	58 54	175	A	Fresno St.	50 49								

Non-Div I Games:

UC Santa Barbara

■ Loss,
■ Non-Conf,
■ S Site,
■ H Home
■ A Away
N Neutral

Average RPI Win:	216	WON-LOST	WINNING	LAST 10	STRENGTH OF	OPP. STRENGTH	TEAM	ADJ.	CONF.	ADJ CONF.
Average RPI Loss:	111	RECORD	PCT. RANK	GAMES	SCHEDULE	OF SCHEDULE	RPI	RPI	RPI	RPI
DIV. I ONLY	13- 8	115	4- 6	186	114	135	135	5	5	
DIV. I NON-CONF.	10- 3	54	3- 1	239	232	113	113	5	5	
TOTALS	RPI 1-25	RPI 26-50	W-L RECORDS	RPI 51-100	RPI 101-150	RPI 150+				
13- 8	0- 1	0- 1	OVERALL	0- 1	2- 2	11- 3				
7- 5	0- 1	0- 1	HOME	0- 0	1- 2	6- 1				
6- 3	0- 0	0- 0	AWAY	0- 1	1- 0	5- 2				
0- 0	0- 0	0- 0	NEUTRAL	0- 0	0- 0	0- 0				
10- 3	0- 0	0- 1	NON-CONFERENCE	0- 1	1- 1	9- 0				
6- 2	0- 0	0- 1	HOME	0- 0	1- 1	5- 0				
4- 1	0- 0	0- 0	AWAY	0- 1	0- 0	4- 0				
0- 0	0- 0	0- 0	NEUTRAL	0- 0	0- 0	0- 0				
3- 5	0- 1	0- 0	CONFERENCE	0- 0	1- 1	2- 3				
1- 3	0- 1	0- 0	HOME	0- 0	0- 1	1- 1				
2- 2	0- 0	0- 0	AWAY	0- 0	1- 0	1- 2				
0- 0	0- 0	0- 0	NEUTRAL	0- 0	0- 0	0- 0				

RPI 1-25				RPI 26-50				RPI 51-100				RPI 101+ Team's RPI: 135			
RPI	S	Opponent	Score	RPI	S	Opponent	Score	RPI	S	Opponent	Score	RPI	S	Opponent	Score
1	H	UConn	48 84	42	H	Virginia Tech	64 67	71	A	Buffalo	65 66	104	H	UC Davis	71 77
												108	A	East Carolina	54 42
												130	H	Rider	49 30
												139	H	Tulsa	62 73
												155	A	Cincinnati	57 63
												155	H	Cincinnati	64 44
												160	H	Omaha	81 41
												179	A	Houston	62 48
												188	A	Memphis	59 65
												188	H	Memphis	62 65
												225	A	Butler	66 59
												246	H	South Ala.	70 58
												253	A	Ga. Southern	74 54
												254	H	Austin Peay	61 43
												258	H	Bethune-Cookman	70 43
												269	A	FIU	69 52
												280	H	Gardner-Webb	66 52
												292	A	Davidson	57 38
LAST 12 Division I GAMES:															
188	A	Memphis	59 65	155	A	Cincinnati	57 63								
155	H	Cincinnati	64 44	1	H	UConn	48 84								
139	H	Tulsa	62 73	104	H	UC Davis	71 77								
108	A	East Carolina	54 42	160	H	Omaha	81 41								
179	A	Houston	62 48	253	A	Ga. Southern	74 54								
188	H	Memphis	62 65	280	H	Gardner-Webb	66 52								

Non-Div I Games:

UCF

■ Loss,
 ■ Non-Conf, S Site,
 ■ Home
 ■ Away
 N Neutral

Average RPI Win:	122	WON-LOST	WINNING	LAST 10	STRENGTH OF	OPP. STRENGTH	TEAM	ADJ.	CONF.	ADJ CONF.
Average RPI Loss:	26	RECORD	PCT. RANK	GAMES	SCHEDULE	OF SCHEDULE	RPI	RPI	RPI	RPI
DIV. I ONLY	17- 5	28	7- 3	17	18	13	13	1	1	
DIV. I NON-CONF.	9- 2	37	1- 0	40	90	10	10	1	1	
TOTALS	RPI 1-25	RPI 26-50	W-L RECORDS	RPI 51-100	RPI 101-150	RPI 150+				
17- 5	1- 3	3- 1	OVERALL	6- 1	1- 0	6- 0				
12- 0	1- 0	3- 0	HOME	3- 0	1- 0	4- 0				
3- 5	0- 3	0- 1	AWAY	1- 1	0- 0	2- 0				
2- 0	0- 0	0- 0	NEUTRAL	2- 0	0- 0	0- 0				
9- 2	0- 2	1- 0	NON-CONFERENCE	2- 0	0- 0	6- 0				
5- 0	0- 0	1- 0	HOME	0- 0	0- 0	4- 0				
2- 2	0- 2	0- 0	AWAY	0- 0	0- 0	2- 0				
2- 0	0- 0	0- 0	NEUTRAL	2- 0	0- 0	0- 0				
8- 3	1- 1	2- 1	CONFERENCE	4- 1	1- 0	0- 0				
7- 0	1- 0	2- 0	HOME	3- 0	1- 0	0- 0				
1- 3	0- 1	0- 1	AWAY	1- 1	0- 0	0- 0				
0- 0	0- 0	0- 0	NEUTRAL	0- 0	0- 0	0- 0				

RPI 1-25				Team's RPI: 13		RPI 26-50				RPI 51-100				RPI 101+					
RPI	S	Opponent	Score		RPI	S	Opponent	Score		RPI	S	Opponent	Score		RPI	S	Opponent	Score	
3	A	South Carolina	57	66	30	H	Arizona St.	69	60	53	N	Iowa	78	65	127	H	Arizona	69	49
5	A	Baylor	70	84	34	H	Michigan	84	64	57	H	Utah	67	56	207	H	Pacific	82	55
6	H	Oregon St.	66	56	38	H	Oregon	79	63	67	A	Washington St.	73	82	219	H	Southern U.	95	47
8	A	Washington	70	82	45	A	California	77	80	70	A	Southern California	74	59	230	H	Hawaii	72	49
										70	H	Southern California	71	67	237	A	UC Santa Barbara	71	52
										78	H	Colorado	87	74	255	H	Cal Poly	80	64
										88	N	Toledo	75	73	275	A	N.C. A&T	83	42
LAST 12 Division I GAMES:																			
					45	A	California	77	80	6	H	Oregon St.	66	56					
					127	H	Arizona	69	49	8	A	Washington	70	82					
					30	H	Arizona St.	69	60	67	A	Washington St.	73	82					
					70	H	Southern California	71	67	78	H	Colorado	87	74					
					70	A	Southern California	74	59	57	H	Utah	67	56					
					38	H	Oregon	79	63	275	A	N.C. A&T	83	42					

Non-Div I Games:

UCLA

■ Loss,
 ■ Non-Conf, S Site,
 ■ Home
 ■ Away
 N Neutral

Average RPI Win:	63	WON-LOST	WINNING	LAST 10	STRENGTH OF	OPP. STRENGTH	TEAM	ADJ.	CONF.	ADJ CONF.
Average RPI Loss:	0	RECORD	PCT. RANK	GAMES	SCHEDULE	OF SCHEDULE	RPI	RPI	RPI	RPI
DIV. I ONLY	21- 0	1	10- 0	1	1	1	1	1	5	5
DIV. I NON-CONF.	12- 0	1	3- 0	1	1	1	1	1	5	5
TOTALS	RPI 1-25	RPI 26-50	W-L RECORDS	RPI 51-100	RPI 101-150	RPI 150+				
21- 0	8- 0	4- 0	OVERALL	2- 0	5- 0	2- 0				
9- 0	3- 0	2- 0	HOME	2- 0	1- 0	1- 0				
11- 0	4- 0	2- 0	AWAY	0- 0	4- 0	1- 0				
1- 0	1- 0	0- 0	NEUTRAL	0- 0	0- 0	0- 0				
12- 0	7- 0	2- 0	NON-CONFERENCE	2- 0	0- 0	1- 0				
5- 0	2- 0	1- 0	HOME	2- 0	0- 0	0- 0				
6- 0	4- 0	1- 0	AWAY	0- 0	0- 0	1- 0				
1- 0	1- 0	0- 0	NEUTRAL	0- 0	0- 0	0- 0				
9- 0	1- 0	2- 0	CONFERENCE	0- 0	5- 0	1- 0				
4- 0	1- 0	1- 0	HOME	0- 0	1- 0	1- 0				
5- 0	0- 0	1- 0	AWAY	0- 0	4- 0	0- 0				
0- 0	0- 0	0- 0	NEUTRAL	0- 0	0- 0	0- 0				

RPI	S	Opponent	Score	RPI	S	Opponent	Score	RPI	S	Opponent	Score	RPI	S	Opponent	Score
2	A	Notre Dame	72 61	27	H	Ohio St.	82 63	73	H	Dayton	98 65	108	A	East Carolina	91 44
5	H	Baylor	72 61	28	A	LSU	76 53	92	H	Chattanooga	80 43	108	H	East Carolina	90 45
7	A	Florida St.	78 76	33	A	Temple	97 69					109	A	SMU	88 48
10	N	Texas	72 54	35	H	Tulane	100 56					135	A	UCF	84 48
15	H	DePaul	91 46									139	A	Tulsa	98 58
17	A	Kansas St.	75 58									164	A	Nebraska	84 41
18	A	Maryland	87 81									179	H	Houston	91 42
21	H	South Fla.	102 37												
LAST 12 Division I GAMES:															
				33	A	Temple	97 69	21	H	South Fla.	102 37				
				179	H	Houston	91 42	108	H	East Carolina	90 45				
				108	A	East Carolina	91 44	135	A	UCF	84 48				
				35	H	Tulane	100 56	18	A	Maryland	87 81				
				139	A	Tulsa	98 58	164	A	Nebraska	84 41				
				109	A	SMU	88 48	27	H	Ohio St.	82 63				

Non-Div I Games:

UConn

Average RPI Win: 253	WON-LOST	WINNING	LAST 10	STRENGTH OF	OPP. STRENGTH	TEAM	ADJ.	CONF.	ADJ CONF.
Average RPI Loss: 165	RECORD	PCT. RANK	GAMES	SCHEDULE	OF SCHEDULE	RPI	RPI	RPI	RPI
DIV. I ONLY	9- 12	211	6- 4	253	252	250	250	22	22
DIV. I NON-CONF.	4- 8	230	2- 1	269	295	290	290	21	21
TOTALS	RPI 1-25	RPI 26-50	W-L RECORDS	RPI 51-100	RPI 101-150	RPI 150+			
9- 12	0- 1	0- 0	OVERALL	0- 2	1- 2	8- 7			
5- 6	0- 0	0- 0	HOME	0- 0	0- 1	5- 5			
3- 6	0- 1	0- 0	AWAY	0- 2	1- 1	2- 2			
1- 0	0- 0	0- 0	NEUTRAL	0- 0	0- 0	1- 0			
4- 8	0- 1	0- 0	NON-CONFERENCE	0- 1	1- 0	3- 6			
1- 5	0- 0	0- 0	HOME	0- 0	0- 0	1- 5			
2- 3	0- 1	0- 0	AWAY	0- 1	1- 0	1- 1			
1- 0	0- 0	0- 0	NEUTRAL	0- 0	0- 0	1- 0			
5- 4	0- 0	0- 0	CONFERENCE	0- 1	0- 2	5- 1			
4- 1	0- 0	0- 0	HOME	0- 0	0- 1	4- 0			
1- 3	0- 0	0- 0	AWAY	0- 1	0- 1	1- 1			
0- 0	0- 0	0- 0	NEUTRAL	0- 0	0- 0	0- 0			

RPI 1-25				RPI 26-50				RPI 51-100				RPI 101+ Team's RPI: 250			
RPI	S	Opponent	Score	RPI	S	Opponent	Score	RPI	S	Opponent	Score	RPI	S	Opponent	Score
18	A	Maryland	42 92					63	A	Virginia	30 56	119	A	Maine	40 72
								91	A	New Hampshire	50 60	134	H	Hartford	73 80
												142	A	Columbia	67 56
												153	H	Towson	48 59
												176	A	Albany (NY)	64 56
												185	A	American	53 70
												197	A	Binghamton	62 69
												197	H	Binghamton	53 45
												204	H	Princeton	58 69
												228	H	UMES	57 70
												243	H	Stony Brook	67 61
												245	H	Loyola Maryland	65 70
												271	N	Liberty	62 51
												281	H	Vermont	69 66
												294	H	Coppin St.	73 63
												333	A	LIU Brooklyn	57 45
												337	H	UMass Lowell	79 72
												348	H	Morgan St.	61 69
LAST 12 Division I GAMES:															
197	H	Binghamton	53 45	134	H	Hartford	73 80								
91	A	New Hampshire	50 60	119	A	Maine	40 72								
243	H	Stony Brook	67 61	197	A	Binghamton	62 69								
337	H	UMass Lowell	79 72	294	H	Coppin St.	73 63								
176	A	Albany (NY)	64 56	271	N	Liberty	62 51								
281	H	Vermont	69 66	63	A	Virginia	30 56								

Non-Div I Games: Gettysburg 71 51

UMBC

■ Loss,
 ■ Non-Conf, S Site,
 ■ Home
 ■ Away
 N Neutral

Average RPI Win:	256	WON-LOST	WINNING	LAST 10	STRENGTH OF	OPP. STRENGTH	TEAM	ADJ.	CONF.	ADJ CONF.
Average RPI Loss:	209	RECORD	PCT. RANK	GAMES	SCHEDULE	OF SCHEDULE	RPI	RPI	RPI	RPI
DIV. I ONLY	8- 10	206	3- 7	306	322	228	228	32	32	
DIV. I NON-CONF.	5- 5	165	2- 2	194	228	119	119	31	31	
TOTALS	RPI 1-25	RPI 26-50	W-L RECORDS	RPI 51-100	RPI 101-150	RPI 150+				
8- 10	0- 1	0- 1	OVERALL	0- 1	1- 1	7- 6				
1- 3	0- 0	0- 0	HOME	0- 0	0- 0	1- 3				
6- 7	0- 1	0- 1	AWAY	0- 1	1- 1	5- 3				
1- 0	0- 0	0- 0	NEUTRAL	0- 0	0- 0	1- 0				
5- 5	0- 1	0- 1	NON-CONFERENCE	0- 1	0- 1	5- 1				
1- 0	0- 0	0- 0	HOME	0- 0	0- 0	1- 0				
3- 5	0- 1	0- 1	AWAY	0- 1	0- 1	3- 1				
1- 0	0- 0	0- 0	NEUTRAL	0- 0	0- 0	1- 0				
3- 5	0- 0	0- 0	CONFERENCE	0- 0	1- 0	2- 5				
0- 3	0- 0	0- 0	HOME	0- 0	0- 0	0- 3				
3- 2	0- 0	0- 0	AWAY	0- 0	1- 0	2- 2				
0- 0	0- 0	0- 0	NEUTRAL	0- 0	0- 0	0- 0				

RPI 1-25				RPI 26-50				RPI 51-100				RPI 101+ Team's RPI: 228			
RPI	S	Opponent	Score	RPI	S	Opponent	Score	RPI	S	Opponent	Score	RPI	S	Opponent	Score
18	A	Maryland	61 106	36	A	North Carolina St.	58 77	63	A	Virginia	50 60	108	A	East Carolina	58 66
												141	A	Hampton	68 65
												220	N	Saint Francis (PA)	90 82
												239	H	Howard	71 72
												250	A	UMBC	70 57
												252	H	UNCG	60 53
												258	A	Bethune-Cookman	59 56
												275	A	N.C. A&T	60 57
												291	H	Savannah St.	58 59
												307	A	USC Upstate	63 76
												325	A	Mt. St. Mary's	63 52
												328	A	Fla. Atlantic	76 59
												340	H	South Carolina St.	60 67
												341	A	N.C. Central	59 68
												346	A	Florida A&M	49 59
LAST 12 Division I GAMES:															
				141	A	Hampton	68 65					275	A	N.C. A&T	60 57
				291	H	Savannah St.	58 59					341	A	N.C. Central	59 68
				340	H	South Carolina St.	60 67					307	A	USC Upstate	63 76
				346	A	Florida A&M	49 59					63	A	Virginia	50 60
				258	A	Bethune-Cookman	59 56					328	A	Fla. Atlantic	76 59
				239	H	Howard	71 72					220	N	Saint Francis (PA)	90 82

Non-Div I Games: Cheyney 75 38

UMES

■ Loss,
 ■ Non-Conf,
 ■ S Site,
 ■ Home
 ■ A Away
 N Neutral

Average RPI Win:	240	WON-LOST	WINNING	LAST 10	STRENGTH OF	OPP. STRENGTH	TEAM	ADJ.	CONF.	ADJ CONF.
Average RPI Loss:	186	RECORD	PCT. RANK	GAMES	SCHEDULE	OF SCHEDULE	RPI	RPI	RPI	RPI
DIV. I ONLY	4- 14	311	1- 9	183	331	303	303	29	29	
DIV. I NON-CONF.	3- 8	262	0- 5	172	282	272	272	29	29	
TOTALS	RPI 1-25	RPI 26-50	W-L RECORDS	RPI 51-100	RPI 101-150	RPI 150+				
4- 14	0- 0	0- 0	OVERALL	0- 2	1- 1	3- 11				
2- 8	0- 0	0- 0	HOME	0- 2	0- 1	2- 5				
2- 6	0- 0	0- 0	AWAY	0- 0	1- 0	1- 6				
0- 0	0- 0	0- 0	NEUTRAL	0- 0	0- 0	0- 0				
3- 8	0- 0	0- 0	NON-CONFERENCE	0- 2	1- 1	2- 5				
1- 6	0- 0	0- 0	HOME	0- 2	0- 1	1- 3				
2- 2	0- 0	0- 0	AWAY	0- 0	1- 0	1- 2				
0- 0	0- 0	0- 0	NEUTRAL	0- 0	0- 0	0- 0				
1- 6	0- 0	0- 0	CONFERENCE	0- 0	0- 0	1- 6				
1- 2	0- 0	0- 0	HOME	0- 0	0- 0	1- 2				
0- 4	0- 0	0- 0	AWAY	0- 0	0- 0	0- 4				
0- 0	0- 0	0- 0	NEUTRAL	0- 0	0- 0	0- 0				

RPI 1-25			RPI 26-50			RPI 51-100			RPI 101+			Team's RPI: 303
RPI	S	Opponent	Score	RPI	S	Opponent	Score	RPI	S	Opponent	Score	
						85	H Northern Ill.	75	86	114	A Abilene Christian	71 68
						90	H Western Ill.	65	78	139	H Tulsa	70 80
										159	A La Salle	59 64
										160	H Omaha	57 80
										165	H Western Mich.	54 66
										168	A Wichita St.	56 54
										184	A New Mexico St.	72 78
										184	H New Mexico St.	43 60
										201	H Southern Ill.	69 77
										213	A Grand Canyon	64 75
										222	H Seattle U	65 75
										243	A Stony Brook	55 57
										260	A UTRGV	39 74
										300	A CSU Bakersfield	33 52
										330	H Utah Valley	66 63
										348	H Morgan St.	64 56
LAST 12 Division I GAMES:												
300	A	CSU Bakersfield	33 52	184	A	New Mexico St.	72 78					
213	A	Grand Canyon	64 75	243	A	Stony Brook	55 57					
184	H	New Mexico St.	43 60	159	A	La Salle	59 64					
330	H	Utah Valley	66 63	85	H	Northern Ill.	75 86					
222	H	Seattle U	65 75	201	H	Southern Ill.	69 77					
260	A	UTRGV	39 74	160	H	Omaha	57 80					

Non-Div I Games: Cent. Christian (KS111 43 Mo.-St. Louis 60 45

UMKC

Loss, Non-Conf, S Site, H Home A Away N Neutral

Average RPI Win:	307	WON-LOST	WINNING	LAST 10	STRENGTH OF	OPP. STRENGTH	TEAM	ADJ.	CONF.	ADJ CONF.
Average RPI Loss:	195	RECORD	PCT. RANK	GAMES	SCHEDULE	OF SCHEDULE	RPI	RPI	RPI	RPI
DIV. I ONLY	2- 19	340	0- 9	261	281	337	337	22	22	
DIV. I NON-CONF.	2- 10	305	1- 1	303	325	343	343	21	21	
TOTALS	RPI 1-25	RPI 26-50	W-L RECORDS	RPI 51-100	RPI 101-150	RPI 150+				
2- 19	0- 1	0- 0	OVERALL	0- 2	0- 3	2- 13				
2- 8	0- 0	0- 0	HOME	0- 1	0- 1	2- 6				
0- 11	0- 1	0- 0	AWAY	0- 1	0- 2	0- 7				
0- 0	0- 0	0- 0	NEUTRAL	0- 0	0- 0	0- 0				
2- 10	0- 1	0- 0	NON-CONFERENCE	0- 1	0- 1	2- 7				
2- 3	0- 0	0- 0	HOME	0- 0	0- 0	2- 3				
0- 7	0- 1	0- 0	AWAY	0- 1	0- 1	0- 4				
0- 0	0- 0	0- 0	NEUTRAL	0- 0	0- 0	0- 0				
0- 9	0- 0	0- 0	CONFERENCE	0- 1	0- 2	0- 6				
0- 5	0- 0	0- 0	HOME	0- 1	0- 1	0- 3				
0- 4	0- 0	0- 0	AWAY	0- 0	0- 1	0- 3				
0- 0	0- 0	0- 0	NEUTRAL	0- 0	0- 0	0- 0				

RPI S	Opponent	Score	RPI S	Opponent	Score	RPI S	Opponent	Score	RPI S	Opponent	Score	Team's RPI: 337
18	A Maryland	44 100				52	A Indiana	45 79	119	H Maine	44 65	
						91	H New Hampshire	57 76	134	A Hartford	59 80	
									142	A Columbia	57 76	
									153	A Towson	56 90	
									172	H Fairfield	41 65	
									176	A Albany (NY)	69 93	
									176	H Albany (NY)	60 79	
									197	H Binghamton	48 58	
									243	A Stony Brook	53 83	
									250	A UMBC	72 79	
									270	H Colgate	82 77	
									273	A Boston U.	56 66	
									281	H Vermont	46 61	
									290	H Rhode Island	57 64	
									295	A Bryant	62 73	
									314	A Holy Cross	47 62	
									334	H Longwood	59 72	
									344	H Fairleigh Dickinson	61 55	
LAST 12 Division I GAMES:												
176	H Albany (NY)	60 79	119	H Maine	44 65							
91	H New Hampshire	57 76	197	H Binghamton	48 58							
250	A UMBC	72 79	176	A Albany (NY)	69 93							
281	H Vermont	46 61	295	A Bryant	62 73							
243	A Stony Brook	53 83	270	H Colgate	82 77							
134	A Hartford	59 80	314	A Holy Cross	47 62							

Non-Div I Games: Keene St. 74 48

UMass Lowell

Loss,
Non-Conf, S Site,
H Home
A Away
N Neutral

UNC Asheville

Through Games Of Feb. 3, 2017

Average RPI Win:	280	WON-LOST	WINNING	LAST 10	STRENGTH OF	OPP. STRENGTH	TEAM	ADJ.	CONF.	ADJ CONF.
Average RPI Loss:	173	RECORD	PCT. RANK	GAMES	SCHEDULE	OF SCHEDULE	RPI	RPI	RPI	RPI
DIV. I ONLY	10- 9	148	5- 5	295	300	214	214	28	28	
DIV. I NON-CONF.	5- 5	165	0- 3	207	248	164	164	28	28	
TOTALS	RPI 1-25	RPI 26-50	W-L RECORDS	RPI 51-100	RPI 101-150	RPI 150+				
10- 9	0- 0	0- 2	OVERALL	0- 0	0- 2	10- 5				
5- 3	0- 0	0- 0	HOME	0- 0	0- 1	5- 2				
5- 5	0- 0	0- 1	AWAY	0- 0	0- 1	5- 0				
0- 1	0- 0	0- 1	NEUTRAL	0- 0	0- 0	0- 0				
5- 5	0- 0	0- 2	NON-CONFERENCE	0- 0	0- 1	5- 2				
3- 0	0- 0	0- 0	HOME	0- 0	0- 0	3- 0				
2- 4	0- 0	0- 1	AWAY	0- 0	0- 1	2- 2				
0- 1	0- 0	0- 1	NEUTRAL	0- 0	0- 0	0- 0				
5- 4	0- 0	0- 0	CONFERENCE	0- 0	0- 1	5- 3				
2- 3	0- 0	0- 0	HOME	0- 0	0- 1	2- 2				
3- 1	0- 0	0- 0	AWAY	0- 0	0- 0	3- 1				
0- 0	0- 0	0- 0	NEUTRAL	0- 0	0- 0	0- 0				

RPI 1-25			RPI 26-50			RPI 51-100			RPI 101+ Team's RPI: 214		
RPI	S	Opponent	Score	RPI	S	Opponent	Score	RPI	S	Opponent	Score
				26	N	Harvard	62 79				
				42	A	Virginia Tech	52 71				
								121	A	Fordham	42 55
								123	H	Radford	62 64
								186	A	Appalachian St.	51 81
								226	H	Campbell	55 61
								229	H	Wofford	84 65
								240	A	Presbyterian	67 60
								248	A	Furman	51 63
								252	A	UNCG	77 63
								257	H	Tennessee Tech	77 65
								271	H	Liberty	64 54
								280	A	Gardner-Webb	52 55
								282	H	Charleston So.	56 47
								297	H	Western Caro.	62 53
								306	H	High Point	60 76
								307	A	USC Upstate	70 59
								326	A	Winthrop	68 53
								334	A	Longwood	80 53
LAST 12 Division I GAMES:											
				282	H	Charleston So.	56 47	326	A	Winthrop	68 53
				123	H	Radford	62 64	334	A	Longwood	80 53
				240	A	Presbyterian	67 60	226	H	Campbell	55 61
				271	H	Liberty	64 54	121	A	Fordham	42 55
				280	A	Gardner-Webb	52 55	26	N	Harvard	62 79
				306	H	High Point	60 76	186	A	Appalachian St.	51 81

Non-Div I Games: Warren Wilson 113 51

UNC Asheville

■ Loss,
 ■ Non-Conf,
 ■ S Site,
 ■ H Home
 ■ A Away
 N Neutral

U
N
C
G

U
N
C
G

UNCG

Page 310

Average RPI Win:	229	WON-LOST	WINNING	LAST 10	STRENGTH OF	OPP. STRENGTH	TEAM	ADJ.	CONF.	ADJ CONF.
Average RPI Loss:	117	RECORD	PCT. RANK	GAMES	SCHEDULE	OF SCHEDULE	RPI	RPI	RPI	RPI
DIV. I ONLY	7- 13	249	3- 7	170	98	217	217	8	8	
DIV. I NON-CONF.	4- 6	209	0- 1	213	142	217	217	8	8	
TOTALS	RPI 1-25	RPI 26-50	W-L RECORDS	RPI 51-100	RPI 101-150	RPI 150+				
7- 13	0- 1	0- 2	OVERALL	0- 1	0- 4	7- 5				
4- 6	0- 0	0- 0	HOME	0- 1	0- 2	4- 3				
3- 7	0- 1	0- 2	AWAY	0- 0	0- 2	3- 2				
0- 0	0- 0	0- 0	NEUTRAL	0- 0	0- 0	0- 0				
4- 6	0- 1	0- 1	NON-CONFERENCE	0- 0	0- 1	4- 3				
2- 3	0- 0	0- 0	HOME	0- 0	0- 0	2- 3				
2- 3	0- 1	0- 1	AWAY	0- 0	0- 1	2- 0				
0- 0	0- 0	0- 0	NEUTRAL	0- 0	0- 0	0- 0				
3- 7	0- 0	0- 1	CONFERENCE	0- 1	0- 3	3- 2				
2- 3	0- 0	0- 0	HOME	0- 1	0- 2	2- 0				
1- 4	0- 0	0- 1	AWAY	0- 0	0- 1	1- 2				
0- 0	0- 0	0- 0	NEUTRAL	0- 0	0- 0	0- 0				

RPI 1-25				RPI 26-50				RPI 51-100				RPI 101+ Team's RPI: 217			
RPI	S	Opponent	Score	RPI	S	Opponent	Score	RPI	S	Opponent	Score	RPI	S	Opponent	Score
12	A	Tennessee	54 90	36	A	North Carolina St.	54 86	83	H	Drexel	38 71	107	A	Delaware	40 57
				44	A	James Madison	51 73					107	H	Delaware	52 63
												108	A	East Carolina	65 75
												124	H	William & Mary	43 57
												153	H	Towson	59 56
												157	H	Providence	49 65
												159	H	La Salle	48 64
												171	A	Northeastern	47 55
												180	A	Col. of Charleston	37 76
												180	H	Col. of Charleston	67 61
												190	A	Hofstra	56 54
												229	H	Wofford	67 71
												248	H	Furman	56 52
												267	H	Norfolk St.	64 56
												272	A	Georgia St.	72 66
												292	A	Davidson	67 58
LAST 12 Division I GAMES:															
107	A	Delaware	40 57	83	H	Drexel	38 71								
180	H	Col. of Charleston	67 61	180	A	Col. of Charleston	37 76								
153	H	Towson	59 56	107	H	Delaware	52 63								
171	A	Northeastern	47 55	44	A	James Madison	51 73								
190	A	Hofstra	56 54	12	A	Tennessee	54 90								
124	H	William & Mary	43 57	229	H	Wofford	67 71								

Non-Div I Games: Catawba 91 65

UNCW

■ Loss,
 ■ Non-Conf, S Site,
 ■ Home
 ■ Away
 N Neutral

Average RPI Win:	188	WON-LOST	WINNING	LAST 10	STRENGTH OF	OPP. STRENGTH	TEAM	ADJ.	CONF.	ADJ CONF.
Average RPI Loss:	51	RECORD	PCT. RANK	GAMES	SCHEDULE	OF SCHEDULE	RPI	RPI	RPI	RPI
DIV. I ONLY	15- 5	38	9- 1	112	99	50	50	16	16	
DIV. I NON-CONF.	6- 4	126	2- 0	23	13	41	41	14	14	
TOTALS	RPI 1-25	RPI 26-50	W-L RECORDS	RPI 51-100	RPI 101-150	RPI 150+				
15- 5	2- 0	0- 3	OVERALL	1- 2	1- 0	11- 0				
7- 2	2- 0	0- 2	HOME	0- 0	0- 0	5- 0				
6- 3	0- 0	0- 1	AWAY	1- 2	0- 0	5- 0				
2- 0	0- 0	0- 0	NEUTRAL	0- 0	1- 0	1- 0				
6- 4	2- 0	0- 2	NON-CONFERENCE	1- 2	1- 0	2- 0				
3- 1	2- 0	0- 1	HOME	0- 0	0- 0	1- 0				
1- 3	0- 0	0- 1	AWAY	1- 2	0- 0	0- 0				
2- 0	0- 0	0- 0	NEUTRAL	0- 0	1- 0	1- 0				
9- 1	0- 0	0- 1	CONFERENCE	0- 0	0- 0	9- 0				
4- 1	0- 0	0- 1	HOME	0- 0	0- 0	4- 0				
5- 0	0- 0	0- 0	AWAY	0- 0	0- 0	5- 0				
0- 0	0- 0	0- 0	NEUTRAL	0- 0	0- 0	0- 0				

RPI 1-25				RPI 26-50				Team's RPI: 50		RPI 51-100				RPI 101+			
RPI	S	Opponent	Score	RPI	S	Opponent	Score			RPI	S	Opponent	Score	RPI	S	Opponent	Score
17	H	Kansas St.	67 59	29	H	Drake	79 88			53	A	Iowa	39 88	144	N	Idaho	76 74
23	H	Creighton	50 49	40	H	South Dakota St.	50 61			65	A	IUPUI	69 62	154	H	North Dakota	74 53
				46	A	Oklahoma St.	57 81			89	A	Iowa St.	68 76	162	A	Missouri St.	61 54
														168	A	Wichita St.	63 61
														182	H	Indiana St.	59 47
														201	H	Southern Ill.	79 49
														233	A	Bradley	72 53
														274	A	Evansville	62 36
														274	H	Evansville	54 40
														296	N	Denver	79 68
														310	H	Loyola Chicago	68 30
														317	A	Illinois St.	78 40
LAST 12 Division I GAMES:																	
				274	A	Evansville	62 36			274	H	Evansville	54 40				
				29	H	Drake	79 88			201	H	Southern Ill.	79 49				
				310	H	Loyola Chicago	68 30			168	A	Wichita St.	63 61				
				182	H	Indiana St.	59 47			162	A	Missouri St.	61 54				
				233	A	Bradley	72 53			17	H	Kansas St.	67 59				
				317	A	Illinois St.	78 40			154	H	North Dakota	74 53				

Non-Div I Games: Wis.-Parkside 72 57

UNI

■ Loss,
 ■ Non-Conf, S Site,
 ■ Home
 ■ Away
 N Neutral

Average RPI Win:	181	WON-LOST	WINNING	LAST 10	STRENGTH OF	OPP. STRENGTH	TEAM	ADJ.	CONF.	ADJ CONF.
Average RPI Loss:	101	RECORD	PCT. RANK	GAMES	SCHEDULE	OF SCHEDULE	RPI	RPI	RPI	RPI
DIV. I ONLY	14- 7	91	6- 4	90	125	76	76	13	13	
DIV. I NON-CONF.	8- 3	67	1- 1	100	116	69	69	15	15	
TOTALS	RPI 1-25	RPI 26-50	W-L RECORDS	RPI 51-100	RPI 101-150	RPI 150+				
14- 7	0- 2	0- 0	OVERALL	3- 3	4- 0	7- 2				
7- 2	0- 0	0- 0	HOME	2- 1	2- 0	3- 1				
5- 2	0- 0	0- 0	AWAY	1- 1	1- 0	3- 1				
2- 3	0- 2	0- 0	NEUTRAL	0- 1	1- 0	1- 0				
8- 3	0- 2	0- 0	NON-CONFERENCE	1- 1	2- 0	5- 0				
4- 0	0- 0	0- 0	HOME	1- 0	1- 0	2- 0				
2- 0	0- 0	0- 0	AWAY	0- 0	0- 0	2- 0				
2- 3	0- 2	0- 0	NEUTRAL	0- 1	1- 0	1- 0				
6- 4	0- 0	0- 0	CONFERENCE	2- 2	2- 0	2- 2				
3- 2	0- 0	0- 0	HOME	1- 1	1- 0	1- 1				
3- 2	0- 0	0- 0	AWAY	1- 1	1- 0	1- 1				
0- 0	0- 0	0- 0	NEUTRAL	0- 0	0- 0	0- 0				

RPI 1-25				RPI 26-50				RPI 51-100				Team's RPI: 76		RPI 101+			
RPI	S	Opponent	Score	RPI	S	Opponent	Score	RPI	S	Opponent	Score	RPI	S	Opponent	Score		
6	N	Oregon St.	59 62					70	H	Southern California	77 66	103	H	Ole Miss	64 57		
21	N	South Fla.	42 77					74	H	Colorado St.	37 57	144	N	Idaho	73 61		
								75	A	Boise St.	58 55	150	A	New Mexico	61 52		
								93	A	Wyoming	57 79	150	H	New Mexico	56 42		
								93	H	Wyoming	51 46	179	H	Houston	64 53		
								97	N	BYU	54 63	184	N	New Mexico St.	52 47		
												194	H	San Jose St.	65 76		
												210	H	Utah St.	55 53		
												224	A	San Diego St.	68 87		
												232	H	Tennessee St.	69 48		
												302	A	Pepperdine	68 61		
												315	A	Air Force	60 56		
												327	A	UC Irvine	62 46		
LAST 12 Division I GAMES:																	
150	A	New Mexico	61 52	210	H	Utah St.	55 53										
194	H	San Jose St.	65 76	75	A	Boise St.	58 55										
93	H	Wyoming	51 46	93	A	Wyoming	57 79										
315	A	Air Force	60 56	74	H	Colorado St.	37 57										
224	A	San Diego St.	68 87	21	N	South Fla.	42 77										
150	H	New Mexico	56 42	184	N	New Mexico St.	52 47										

Non-Div I Games: Concordia (CA) 102 46

UNLV

■ Loss,
■ Non-Conf,
■ S Site,
■ H Home
■ A Away
N Neutral

Average RPI Win:	292	WON-LOST	WINNING	LAST 10	STRENGTH OF	OPP. STRENGTH	TEAM	ADJ.	CONF.	ADJ CONF.
Average RPI Loss:	186	RECORD	PCT. RANK	GAMES	SCHEDULE	OF SCHEDULE	RPI	RPI	RPI	RPI
DIV. I ONLY	5- 14	289	3- 7	263	301	307	307	23	23	
DIV. I NON-CONF.	4- 8	230	3- 2	258	330	279	279	24	24	
TOTALS	RPI 1-25	RPI 26-50	W-L RECORDS	RPI 51-100	RPI 101-150	RPI 150+				
5- 14	0- 0	0- 1	OVERALL	0- 3	0- 2	5- 8				
2- 7	0- 0	0- 0	HOME	0- 1	0- 1	2- 5				
3- 7	0- 0	0- 1	AWAY	0- 2	0- 1	3- 3				
0- 0	0- 0	0- 0	NEUTRAL	0- 0	0- 0	0- 0				
4- 8	0- 0	0- 1	NON-CONFERENCE	0- 1	0- 1	4- 5				
1- 4	0- 0	0- 0	HOME	0- 0	0- 1	1- 3				
3- 4	0- 0	0- 1	AWAY	0- 1	0- 0	3- 2				
0- 0	0- 0	0- 0	NEUTRAL	0- 0	0- 0	0- 0				
1- 6	0- 0	0- 0	CONFERENCE	0- 2	0- 1	1- 3				
1- 3	0- 0	0- 0	HOME	0- 1	0- 0	1- 2				
0- 3	0- 0	0- 0	AWAY	0- 1	0- 1	0- 1				
0- 0	0- 0	0- 0	NEUTRAL	0- 0	0- 0	0- 0				

RPI 1-25	RPI 26-50	RPI 51-100	RPI 101+	Team's RPI: 307
RPI S Opponent Score	RPI S Opponent Score	RPI S Opponent Score	RPI S Opponent Score	Score
	49 A West Virginia 33 91	87 A FGCU 43 93	124 H William & Mary 46 49	
		95 H Jacksonville 47 65	140 A Stetson 68 80	
		96 A Purdue 41 71	183 A Illinois 57 77	
			214 H UNC Asheville 59 70	
			226 H Campbell 41 56	
			228 H UMES 76 63	
			240 A Presbyterian 55 48	
			248 A Furman 37 57	
			280 H Gardner-Webb 53 57	
			283 A Lipscomb 77 84	
			285 H North Florida 67 78	
			298 H Kennesaw St. 71 79	
			312 H NJIT 75 58	
			340 A South Carolina St. 73 67	
			341 A N.C. Central 68 58	
LAST 12 Division I GAMES:				
	283 A Lipscomb 77 84	312 H NJIT 75 58		
	298 H Kennesaw St. 71 79	341 A N.C. Central 68 58		
	87 A FGCU 43 93	228 H UMES 76 63		
	140 A Stetson 68 80	214 H UNC Asheville 59 70		
	285 H North Florida 67 78	226 H Campbell 41 56		
	95 H Jacksonville 47 65	340 A South Carolina St. 73 67		

Non-Div I Games: Bob Jones 92 50 Converse 93 35 Warren Wilson 91 53

USC Upstate

Loss, Non-Conf, S Site, H Home A Away N Neutral

Average RPI Win:	205	WON-LOST	WINNING	LAST 10	STRENGTH OF	OPP. STRENGTH	TEAM	ADJ.	CONF.	ADJ CONF.
Average RPI Loss:	70	RECORD	PCT. RANK	GAMES	SCHEDULE	OF SCHEDULE	RPI	RPI	RPI	RPI
DIV. I ONLY	13- 4	33	8- 2	135	173	51	51	21	21	
DIV. I NON-CONF.	5- 3	121	0- 1	43	56	51	51	19	19	
TOTALS	RPI 1-25	RPI 26-50	W-L RECORDS	RPI 51-100	RPI 101-150	RPI 150+				
13- 4	0- 1	0- 0	OVERALL	1- 2	0- 1	12- 0				
6- 1	0- 0	0- 0	HOME	0- 0	0- 1	6- 0				
6- 3	0- 1	0- 0	AWAY	1- 2	0- 0	5- 0				
1- 0	0- 0	0- 0	NEUTRAL	0- 0	0- 0	1- 0				
5- 3	0- 1	0- 0	NON-CONFERENCE	1- 1	0- 1	4- 0				
2- 1	0- 0	0- 0	HOME	0- 0	0- 1	2- 0				
2- 2	0- 1	0- 0	AWAY	1- 1	0- 0	1- 0				
1- 0	0- 0	0- 0	NEUTRAL	0- 0	0- 0	1- 0				
8- 1	0- 0	0- 0	CONFERENCE	0- 1	0- 0	8- 0				
4- 0	0- 0	0- 0	HOME	0- 0	0- 0	4- 0				
4- 1	0- 0	0- 0	AWAY	0- 1	0- 0	4- 0				
0- 0	0- 0	0- 0	NEUTRAL	0- 0	0- 0	0- 0				

RPI 1-25				RPI 26-50				RPI 51-100				Team's RPI: 51	RPI 101+			
RPI	S	Opponent	Score	RPI	S	Opponent	Score	RPI	S	Opponent	Score		RPI	S	Opponent	Score
17	A	Kansas St.	49 62					59	A	Texas Tech	60 79		102	H	SFA	60 65
								86	A	Western Ky.	71 68		156	H	UTSA	75 54
								100	A	Troy	68 85		168	H	Wichita St.	74 70
													181	A	Seton Hall	86 61
													186	A	Appalachian St.	73 62
													186	H	Appalachian St.	74 63
													205	H	Louisiana	79 66
													208	A	Texas St.	61 39
													224	N	San Diego St.	64 58
													246	A	South Ala.	73 49
													247	A	Coastal Caro.	70 41
													247	H	Coastal Caro.	60 58
													331	H	La.-Monroe	93 59
LAST 12 Division I GAMES:																
				186	A	Appalachian St.	73 62						208	A	Texas St.	61 39
				247	A	Coastal Caro.	70 41						247	H	Coastal Caro.	60 58
				331	H	La.-Monroe	93 59						186	H	Appalachian St.	74 63
				205	H	Louisiana	79 66						59	A	Texas Tech	60 79
				100	A	Troy	68 85						17	A	Kansas St.	49 62
				246	A	South Ala.	73 49						102	H	SFA	60 65

Non-Div I Games: Tex. A&M-Commerce 80 50 Eastern N.M. 65 48

UT Arlington

Loss, Non-Conf, S Site, H Home A Away N Neutral

RPI 1-25				RPI 26-50				RPI 51-100				RPI 101+ Team's RPI: 264			
RPI	S	Opponent	Score	RPI	S	Opponent	Score	RPI	S	Opponent	Score	RPI	S	Opponent	Score
14	H	Louisville	57 100	31	A	Missouri	69 80	60	A	Ohio	55 72	111	H	Vanderbilt	77 79
15	A	DePaul	68 100	41	A	Northwestern	59 82	77	A	Belmont	66 71	148	A	Oral Roberts	53 82
								92	H	Chattanooga	60 80	195	H	Morehead St.	68 89
												201	H	Southern Ill.	76 68
												209	H	SIUE	68 70
												231	A	Samford	62 69
												232	A	Tennessee St.	80 85
												249	A	Murray St.	90 70
												254	H	Austin Peay	83 80
												257	A	Tennessee Tech	71 81
												262	H	Jacksonville St.	94 83
												275	A	N.C. A&T	59 74
												286	H	Southeast Mo. St.	79 82
												297	A	Western Caro.	84 72
												304	A	Eastern Ill.	70 80
												323	H	Arkansas St.	68 63
LAST 12 Division I GAMES:															
				257	A	Tennessee Tech	71 81	232	A	Tennessee St.	80 85				
				249	A	Murray St.	90 70	77	A	Belmont	66 71				
				254	H	Austin Peay	83 80	195	H	Morehead St.	68 89				
				209	H	SIUE	68 70	262	H	Jacksonville St.	94 83				
				304	A	Eastern Ill.	70 80	41	A	Northwestern	59 82				
				286	H	Southeast Mo. St.	79 82	15	A	DePaul	68 100				

UT Martin

Page 316

Average RPI Win:	275	WON-LOST	WINNING	LAST 10	STRENGTH OF	OPP. STRENGTH	TEAM	ADJ.	CONF.	ADJ CONF.
Average RPI Loss:	143	RECORD	PCT. RANK	GAMES	SCHEDULE	OF SCHEDULE	RPI	RPI	RPI	RPI
DIV. I ONLY	5- 15	293	4- 6	173	168	293	293	15	15	
DIV. I NON-CONF.	2- 9	293	1- 2	126	192	296	296	16	16	
TOTALS	RPI 1-25	RPI 26-50	W-L RECORDS	RPI 51-100	RPI 101-150	RPI 150+				
5- 15	0- 1	0- 2	OVERALL	0- 1	0- 4	5- 7				
4- 6	0- 0	0- 0	HOME	0- 1	0- 1	4- 4				
1- 4	0- 0	0- 0	AWAY	0- 0	0- 1	1- 3				
0- 5	0- 1	0- 2	NEUTRAL	0- 0	0- 2	0- 0				
2- 9	0- 1	0- 2	NON-CONFERENCE	0- 0	0- 3	2- 3				
2- 3	0- 0	0- 0	HOME	0- 0	0- 0	2- 3				
0- 1	0- 0	0- 0	AWAY	0- 0	0- 1	0- 0				
0- 5	0- 1	0- 2	NEUTRAL	0- 0	0- 2	0- 0				
3- 6	0- 0	0- 0	CONFERENCE	0- 1	0- 1	3- 4				
2- 3	0- 0	0- 0	HOME	0- 1	0- 1	2- 1				
1- 3	0- 0	0- 0	AWAY	0- 0	0- 0	1- 3				
0- 0	0- 0	0- 0	NEUTRAL	0- 0	0- 0	0- 0				

RPI S	Opponent	Score	RPI S	Opponent	Score	RPI S	Opponent	Score	RPI S	Opponent	Score	Team's RPI: 293
17 N	Kansas St.	40 61	28 N	LSU	45 78	86 H	Western Ky.	54 71	117 N	Alabama	60 78	
			36 N	North Carolina St.	55 71				120 H	Southern Miss.	68 79	
									133 N	Pittsburgh	46 71	
									150 A	New Mexico	66 79	
									156 A	UTSA	76 97	
									156 H	UTSA	81 83	
									173 H	Louisiana Tech	69 62	
									184 H	New Mexico St.	59 67	
									191 A	UAB	61 74	
									211 H	Texas Southern	68 89	
									234 H	Marshall	84 74	
									269 A	FIU	87 88	
									284 H	Northern Ariz.	51 65	
									300 H	CSU Bakersfield	74 61	
									328 A	Fla. Atlantic	51 50	
									339 H	Houston Baptist	75 45	
LAST 12 Division I GAMES:												
191 A	UAB	61 74	120 H	Southern Miss.	68 79							
234 H	Marshall	84 74	173 H	Louisiana Tech	69 62							
86 H	Western Ky.	54 71	156 H	UTSA	81 83							
156 A	UTSA	76 97	300 H	CSU Bakersfield	74 61							
328 A	Fla. Atlantic	51 50	117 N	Alabama	60 78							
269 A	FIU	87 88	133 N	Pittsburgh	46 71							

Non-Div I Games: Western N.M. 93 46

UTEP

■ Loss,
 ■ Non-Conf, S Site,
 ■ Home
 ■ Away
 N Neutral

Average RPI Win: 303	WON-LOST	WINNING	LAST 10	STRENGTH OF	OPP. STRENGTH	TEAM	ADJ.	CONF.	ADJ CONF.
Average RPI Loss: 141	RECORD	PCT. RANK	GAMES	SCHEDULE	OF SCHEDULE	RPI	RPI	RPI	RPI
DIV. I ONLY	11- 9	138	1- 2	347	119	260	260	29	29
DIV. I NON-CONF.	7- 6	157	1- 1	335	43	215	215	29	29
<hr/>									
TOTALS	RPI 1-25	RPI 26-50	W-L RECORDS	RPI 51-100	RPI 101-150	RPI 150+			
11- 9	0- 2	0- 1	OVERALL	0- 0	0- 1	11- 5			
7- 2	0- 0	0- 0	HOME	0- 0	0- 0	7- 2			
3- 7	0- 2	0- 1	AWAY	0- 0	0- 1	3- 3			
1- 0	0- 0	0- 0	NEUTRAL	0- 0	0- 0	1- 0			
7- 6	0- 2	0- 1	NON-CONFERENCE	0- 0	0- 1	7- 2			
4- 1	0- 0	0- 0	HOME	0- 0	0- 0	4- 1			
2- 5	0- 2	0- 1	AWAY	0- 0	0- 1	2- 1			
1- 0	0- 0	0- 0	NEUTRAL	0- 0	0- 0	1- 0			
4- 3	0- 0	0- 0	CONFERENCE	0- 0	0- 0	4- 3			
3- 1	0- 0	0- 0	HOME	0- 0	0- 0	3- 1			
1- 2	0- 0	0- 0	AWAY	0- 0	0- 0	1- 2			
0- 0	0- 0	0- 0	NEUTRAL	0- 0	0- 0	0- 0			

RPI 1-25				RPI 26-50				RPI 51-100				RPI 101+ Team's RPI: 260			
RPI	S	Opponent	Score	RPI	S	Opponent	Score	RPI	S	Opponent	Score	RPI	S	Opponent	Score
10	A	Texas	61 85	46	A	Oklahoma St.	53 86					114	A	Abilene Christian	54 70
22	A	Oklahoma	59 92									164	A	Nebraska	53 71
												179	H	Houston	52 68
												213	A	Grand Canyon	59 60
												216	N	North Texas	74 69
												222	H	Seattle U	54 67
												276	H	North Dakota St.	81 67
												287	A	A&M-Corpus Christi	68 65
												287	H	A&M-Corpus Christi	55 46
												288	H	Prairie View	82 74
												300	A	CSU Bakersfield	46 74
												303	H	UMKC	74 39
												329	A	Chicago St.	57 46
												329	H	Chicago St.	71 43
												330	H	Utah Valley	64 55
												343	A	Sam Houston St.	69 45
												343	H	Sam Houston St.	78 50
<hr/>															
LAST 12 Division I GAMES:															
114	A	Abilene Christian	54 70	300	A	CSU Bakersfield	46 74								
216	N	North Texas	74 69	303	H	UMKC	74 39								
222	H	Seattle U	54 67	329	H	Chicago St.	71 43								
330	H	Utah Valley	64 55	287	H	A&M-Corpus Christi	55 46								
329	A	Chicago St.	57 46	276	H	North Dakota St.	81 67								
213	A	Grand Canyon	59 60	10	A	Texas	61 85								

Non-Div I Games: St. Thomas (TX) 63 56 Texas Lutheran 68 52 Evangel 86 55

UTRGV

Loss, Non-Conf, S Site, H Home A Away N Neutral

Average RPI Win:	226	WON-LOST	WINNING	LAST 10	STRENGTH OF	OPP. STRENGTH	TEAM	ADJ.	CONF.	ADJ CONF.
Average RPI Loss:	95	RECORD	PCT. RANK	GAMES	SCHEDULE	OF SCHEDULE	RPI	RPI	RPI	RPI
DIV. I ONLY	9- 9	166	7- 3	111	118	156	156	15	15	
DIV. I NON-CONF.	3- 6	230	1- 2	24	64	172	172	16	16	
TOTALS	RPI 1-25	RPI 26-50	W-L RECORDS	RPI 51-100	RPI 101-150	RPI 150+				
9- 9	0- 1	0- 2	OVERALL	1- 2	1- 2	7- 2				
6- 5	0- 0	0- 1	HOME	1- 0	1- 2	4- 2				
3- 4	0- 1	0- 1	AWAY	0- 2	0- 0	3- 0				
0- 0	0- 0	0- 0	NEUTRAL	0- 0	0- 0	0- 0				
3- 6	0- 1	0- 2	NON-CONFERENCE	0- 1	1- 1	2- 1				
3- 3	0- 0	0- 1	HOME	0- 0	1- 1	2- 1				
0- 3	0- 1	0- 1	AWAY	0- 1	0- 0	0- 0				
0- 0	0- 0	0- 0	NEUTRAL	0- 0	0- 0	0- 0				
6- 3	0- 0	0- 0	CONFERENCE	1- 1	0- 1	5- 1				
3- 2	0- 0	0- 0	HOME	1- 0	0- 1	2- 1				
3- 1	0- 0	0- 0	AWAY	0- 1	0- 0	3- 0				
0- 0	0- 0	0- 0	NEUTRAL	0- 0	0- 0	0- 0				

RPI 1-25				RPI 26-50				RPI 51-100				RPI 101+ Team's RPI: 156			
RPI	S	Opponent	Score	RPI	S	Opponent	Score	RPI	S	Opponent	Score	RPI	S	Opponent	Score
10	A	Texas	43 76	35	H	Tulane	66 75	51	A	UT Arlington	54 75	101	H	Northern Colo.	66 73
				38	A	Oregon	63 77	84	A	Middle Tenn.	63 77	114	H	Abilene Christian	71 68
								86	H	Western Ky.	80 77	120	H	Southern Miss.	68 69
												173	H	Louisiana Tech	63 61
												179	H	Houston	49 56
												208	H	Texas St.	72 47
												234	H	Marshall	81 88
												269	A	FIU	70 61
												271	H	Liberty	80 64
												293	A	UTEP	83 81
												293	H	UTEP	97 76
												328	A	Fla. Atlantic	72 62
LAST 12 Division I GAMES:															
				84	A	Middle Tenn.	63 77	173	H	Louisiana Tech	63 61				
				86	H	Western Ky.	80 77	120	H	Southern Miss.	68 69				
				234	H	Marshall	81 88	293	A	UTEP	83 81				
				293	H	UTEP	97 76	271	H	Liberty	80 64				
				269	A	FIU	70 61	179	H	Houston	49 56				
				328	A	Fla. Atlantic	72 62	10	A	Texas	43 76				

Non-Div I Games: Tex. A&M-Kingsville70 44 Angelo St. 77 85

UTSA

Loss, Non-Conf, S Site, H Home A Away N Neutral

Average RPI Win:	169	WON-LOST	WINNING	LAST 10	STRENGTH OF	OPP. STRENGTH	TEAM	ADJ.	CONF.	ADJ CONF.
Average RPI Loss:	39	RECORD	PCT. RANK	GAMES	SCHEDULE	OF SCHEDULE	RPI	RPI	RPI	RPI
DIV. I ONLY	14- 8	102	3- 7	43	65	57	57	1	1	
DIV. I NON-CONF.	11- 0	1	1- 0	196	284	34	34	1	1	
TOTALS	RPI 1-25	RPI 26-50	W-L RECORDS	RPI 51-100	RPI 101-150	RPI 150+				
14- 8	0- 4	1- 2	OVERALL	5- 1	1- 1	7- 0				
9- 4	0- 2	1- 1	HOME	3- 0	0- 1	5- 0				
4- 4	0- 2	0- 1	AWAY	1- 1	1- 0	2- 0				
1- 0	0- 0	0- 0	NEUTRAL	1- 0	0- 0	0- 0				
11- 0	0- 0	0- 0	NON-CONFERENCE	3- 0	1- 0	7- 0				
7- 0	0- 0	0- 0	HOME	2- 0	0- 0	5- 0				
3- 0	0- 0	0- 0	AWAY	0- 0	1- 0	2- 0				
1- 0	0- 0	0- 0	NEUTRAL	1- 0	0- 0	0- 0				
3- 8	0- 4	1- 2	CONFERENCE	2- 1	0- 1	0- 0				
2- 4	0- 2	1- 1	HOME	1- 0	0- 1	0- 0				
1- 4	0- 2	0- 1	AWAY	1- 1	0- 0	0- 0				
0- 0	0- 0	0- 0	NEUTRAL	0- 0	0- 0	0- 0				

RPI 1-25				RPI 26-50				RPI 51-100 Team's RPI: 57				RPI 101+			
RPI	S	Opponent	Score	RPI	S	Opponent	Score	RPI	S	Opponent	Score	RPI	S	Opponent	Score
6	A	Oregon St.	44 70	30	H	Arizona St.	44 66	61	H	Montana St.	74 64	127	H	Arizona	70 81
8	H	Washington	53 82	38	A	Oregon	66 84	70	A	Southern California	58 53	131	A	St. Mary's (CA)	63 62
9	H	Stanford	58 77	45	H	California	63 57	78	A	Colorado	49 54	175	A	Fresno St.	65 55
13	A	UCLA	56 67					78	H	Colorado	58 53	210	H	Utah St.	65 58
								80	N	Charlotte	81 68	244	H	Weber St.	71 52
								97	H	BYU	77 60	265	H	Southern Utah	69 43
												284	H	Northern Ariz.	78 65
												289	A	Nevada	80 50
												330	H	Utah Valley	100 52
LAST 12 Division I GAMES:															
8	H	Washington	53 82	9	H	Stanford	58 77								
78	H	Colorado	58 53	127	H	Arizona	70 81								
78	A	Colorado	49 54	30	H	Arizona St.	44 66								
38	A	Oregon	66 84	70	A	Southern California	58 53								
6	A	Oregon St.	44 70	13	A	UCLA	56 67								
45	H	California	63 57	284	H	Northern Ariz.	78 65								

Non-Div I Games:

Utah

Average RPI Win:	259	WON-LOST	WINNING	LAST 10	STRENGTH OF	OPP. STRENGTH	TEAM	ADJ.	CONF.	ADJ CONF.
Average RPI Loss:	116	RECORD	PCT. RANK	GAMES	SCHEDULE	OF SCHEDULE	RPI	RPI	RPI	RPI
DIV. I ONLY	10- 10	166	4- 6	257	183	210	210	13	13	
DIV. I NON-CONF.	6- 4	126	0- 2	334	243	247	247	15	15	
TOTALS	RPI 1-25	RPI 26-50	W-L RECORDS	RPI 51-100	RPI 101-150	RPI 150+				
10- 10	0- 0	0- 0	OVERALL	1- 6	0- 3	9- 1				
6- 4	0- 0	0- 0	HOME	1- 2	0- 1	5- 1				
3- 6	0- 0	0- 0	AWAY	0- 4	0- 2	3- 0				
1- 0	0- 0	0- 0	NEUTRAL	0- 0	0- 0	1- 0				
6- 4	0- 0	0- 0	NON-CONFERENCE	1- 2	0- 1	5- 1				
4- 2	0- 0	0- 0	HOME	1- 1	0- 0	3- 1				
1- 2	0- 0	0- 0	AWAY	0- 1	0- 1	1- 0				
1- 0	0- 0	0- 0	NEUTRAL	0- 0	0- 0	1- 0				
4- 6	0- 0	0- 0	CONFERENCE	0- 4	0- 2	4- 0				
2- 2	0- 0	0- 0	HOME	0- 1	0- 1	2- 0				
2- 4	0- 0	0- 0	AWAY	0- 3	0- 1	2- 0				
0- 0	0- 0	0- 0	NEUTRAL	0- 0	0- 0	0- 0				

RPI 1-25				RPI 26-50				RPI 51-100				RPI 101+				Team's RPI: 210	
RPI	S	Opponent	Score	RPI	S	Opponent	Score	RPI	S	Opponent	Score	RPI	S	Opponent	Score		
								57	A	Utah	58	65	127	A	Arizona	57	61
								61	H	Montana St.	64	56	150	A	New Mexico	67	78
								74	A	Colorado St.	43	74	150	H	New Mexico	58	68
								75	A	Boise St.	56	76	175	A	Fresno St.	52	47
								76	A	UNLV	53	55	198	H	Idaho St.	69	56
								93	H	Wyoming	48	71	224	H	San Diego St.	53	47
								97	H	BYU	40	60	265	H	Southern Utah	54	70
													289	A	Nevada	81	69
													315	H	Air Force	65	62
													327	H	UC Irvine	66	52
													330	H	Utah Valley	56	45
													332	A	Montana	65	47
													335	N	Incarname Word	79	46
LAST 12 Division I GAMES:																	
289	A	Nevada	81	69	76	A	UNLV	53	55								
175	A	Fresno St.	52	47	150	A	New Mexico	67	78								
150	H	New Mexico	58	68	315	H	Air Force	65	62								
74	A	Colorado St.	43	74	75	A	Boise St.	56	76								
224	H	San Diego St.	53	47	127	A	Arizona	57	61								
93	H	Wyoming	48	71	97	H	BYU	40	60								

Non-Div I Games: Westminster (UT) 72 49

Utah St.

■ Loss,
 ■ Non-Conf,
 ■ S Site,
 ■ H Home
 ■ A Away
 N Neutral

Utah Valley

Through Games Of Feb. 3, 2017

Average RPI Win:	298	WON-LOST	WINNING	LAST 10	STRENGTH OF	OPP. STRENGTH	TEAM	ADJ.	CONF.	ADJ CONF.
Average RPI Loss:	205	RECORD	PCT. RANK	GAMES	SCHEDULE	OF SCHEDULE	RPI	RPI	RPI	RPI
DIV. I ONLY	4- 15	312	1- 7	325	273	330	330	29	29	
DIV. I NON-CONF.	3- 10	280	2- 2	317	230	330	330	29	29	
TOTALS	RPI 1-25	RPI 26-50	W-L RECORDS	RPI 51-100	RPI 101-150	RPI 150+				
4- 15	0- 0	0- 0	OVERALL	0- 3	0- 1	4- 11				
2- 5	0- 0	0- 0	HOME	0- 1	0- 1	2- 3				
2- 8	0- 0	0- 0	AWAY	0- 0	0- 0	2- 2				
0- 2	0- 0	0- 0	NEUTRAL	0- 1	0- 0	0- 1				
3- 10	0- 0	0- 0	NON-CONFERENCE	0- 3	0- 1	3- 6				
2- 3	0- 0	0- 0	HOME	0- 1	0- 1	2- 1				
1- 5	0- 0	0- 0	AWAY	0- 1	0- 0	1- 4				
0- 2	0- 0	0- 0	NEUTRAL	0- 1	0- 0	0- 1				
1- 5	0- 0	0- 0	CONFERENCE	0- 0	0- 0	1- 5				
0- 2	0- 0	0- 0	HOME	0- 0	0- 0	0- 2				
1- 3	0- 0	0- 0	AWAY	0- 0	0- 0	1- 3				
0- 0	0- 0	0- 0	NEUTRAL	0- 0	0- 0	0- 0				

RPI 1-25			RPI 26-50			RPI 51-100			RPI 101+ Team's RPI: 330		
RPI	S	Opponent	Score	RPI	S	Opponent	Score	RPI	S	Opponent	Score
								57	A	Utah	52 100
								79	N	Central Mich.	62 71
								97	H	BYU	50 68
								149	H	Eastern Wash.	50 83
								184	A	New Mexico St.	46 63
								198	A	Idaho St.	56 61
								209	N	SIUE	64 71
								210	A	Utah St.	45 56
								213	H	Grand Canyon	46 62
								244	H	Weber St.	61 64
								255	A	Cal Poly	65 77
								260	A	UTRGV	55 64
								265	A	Southern Utah	70 64
								296	H	Denver	72 58
								300	H	CSU Bakersfield	59 63
								302	H	Pepperdine	72 65
								303	A	UMKC	63 66
								315	A	Air Force	53 64
								329	A	Chicago St.	62 59
LAST 12 Division I GAMES:											
184	A	New Mexico St.	46 63	198	A	Idaho St.	56 61				
260	A	UTRGV	55 64	210	A	Utah St.	45 56				
300	H	CSU Bakersfield	59 63	296	H	Denver	72 58				
303	A	UMKC	63 66	265	A	Southern Utah	70 64				
329	A	Chicago St.	62 59	315	A	Air Force	53 64				
213	H	Grand Canyon	46 62	209	N	SIUE	64 71				

Non-Div I Games: Dixie St. 68 56 Antelope Valley 87 47

Utah Valley

Loss, Non-Conf, S Site, H Home A Away N Neutral

Average RPI Win:	213	WON-LOST	WINNING	LAST 10	STRENGTH OF	OPP. STRENGTH	TEAM	ADJ.	CONF.	ADJ CONF.
Average RPI Loss:	103	RECORD	PCT. RANK	GAMES	SCHEDULE	OF SCHEDULE	RPI	RPI	RPI	RPI
DIV. I ONLY	13- 10	136	7- 3	107	164	118	118	12	12	
DIV. I NON-CONF.	7- 6	157	1- 2	106	150	124	124	13	13	
TOTALS	RPI 1-25	RPI 26-50	W-L RECORDS	RPI 51-100	RPI 101-150	RPI 150+				
13- 10	0- 0	0- 0	OVERALL	1- 4	1- 5	11- 1				
7- 4	0- 0	0- 0	HOME	0- 2	0- 1	7- 1				
4- 6	0- 0	0- 0	AWAY	0- 0	1- 0	3- 0				
2- 0	0- 0	0- 0	NEUTRAL	1- 0	0- 0	1- 0				
7- 6	0- 0	0- 0	NON-CONFERENCE	1- 3	0- 2	6- 1				
3- 3	0- 0	0- 0	HOME	0- 2	0- 0	3- 1				
2- 3	0- 0	0- 0	AWAY	0- 1	0- 2	2- 0				
2- 0	0- 0	0- 0	NEUTRAL	1- 0	0- 0	1- 0				
6- 4	0- 0	0- 0	CONFERENCE	0- 1	1- 3	5- 0				
4- 1	0- 0	0- 0	HOME	0- 0	0- 1	4- 0				
2- 3	0- 0	0- 0	AWAY	0- 1	1- 2	1- 0				
0- 0	0- 0	0- 0	NEUTRAL	0- 0	0- 0	0- 0				

RPI	S	Opponent	Score	RPI	S	Opponent	Score	RPI	S	Opponent	Score	RPI	S	Opponent	Score	Team's RPI: 118
56	H	Minnesota	69 79	62	A	Wake Forest	54 60	65	H	IUPUI	62 71	68	A	George Washington	67 81	69 N Villanova 68 66
103	A	Ole Miss	57 77	110	H	Saint Louis	48 62	121	A	Fordham	61 58	128	A	Old Dominion	60 70	137 A Saint Joseph's 58 64
146	A	George Mason	59 70	151	H	Iona	57 59	159	H	La Salle	61 56	170	H	Brown	85 72	185 N American 68 62
226	A	Campbell	66 53	241	A	Richmond	57 55	241	H	Richmond	62 55	248	A	Furman	75 61	252 H UNCG 65 54
278	H	Massachusetts	55 52	290	H	Rhode Island	68 57	294	H	Coppin St.	73 44					
LAST 12 Division I GAMES:																
241	A	Richmond	57 55	110	H	Saint Louis	48 62	241	H	Richmond	62 55	159	H	La Salle	61 56	170 H Brown 85 72
278	H	Massachusetts	55 52	62	A	Wake Forest	54 60	103	A	Ole Miss	57 77					
121	A	Fordham	61 58													
290	H	Rhode Island	68 57													
146	A	George Mason	59 70													
137	A	Saint Joseph's	58 64													

Non-Div I Games:

VCU

Valparaiso

Through Games Of Feb. 3, 2017

Average RPI Win:	306	WON-LOST	WINNING	LAST 10	STRENGTH OF	OPP. STRENGTH	TEAM	ADJ.	CONF.	ADJ CONF.
Average RPI Loss:	175	RECORD	PCT. RANK	GAMES	SCHEDULE	OF SCHEDULE	RPI	RPI	RPI	RPI
DIV. I ONLY	4- 16	314	1- 9	246	216	322	322	20	20	
DIV. I NON-CONF.	3- 6	230	0- 1	309	187	298	298	20	20	
TOTALS	RPI 1-25	RPI 26-50	W-L RECORDS	RPI 51-100	RPI 101-150	RPI 150+				
4- 16	0- 1	0- 2	OVERALL	0- 1	0- 2	4- 10				
3- 6	0- 0	0- 1	HOME	0- 0	0- 1	3- 4				
1- 10	0- 0	0- 0	AWAY	0- 0	0- 0	1- 0				
0- 0	0- 0	0- 0	NEUTRAL	0- 0	0- 0	0- 0				
3- 6	0- 1	0- 0	NON-CONFERENCE	0- 1	0- 1	3- 3				
2- 2	0- 0	0- 0	HOME	0- 0	0- 0	2- 2				
1- 4	0- 1	0- 0	AWAY	0- 1	0- 1	1- 1				
0- 0	0- 0	0- 0	NEUTRAL	0- 0	0- 0	0- 0				
1- 10	0- 0	0- 2	CONFERENCE	0- 0	0- 1	1- 7				
1- 4	0- 0	0- 1	HOME	0- 0	0- 1	1- 2				
0- 6	0- 0	0- 1	AWAY	0- 0	0- 0	0- 5				
0- 0	0- 0	0- 0	NEUTRAL	0- 0	0- 0	0- 0				

RPI 1-25				RPI 26-50				RPI 51-100				RPI 101+ Team's RPI: 322			
RPI	S	Opponent	Score	RPI	S	Opponent	Score	RPI	S	Opponent	Score	RPI	S	Opponent	Score
2	A	Notre Dame	54 114	32	A	Green Bay	35 56	52	A	Indiana	58 87	136	H	Wright St.	52 65
				32	H	Green Bay	36 75					140	A	Stetson	75 87
												158	A	Detroit	60 85
												163	H	Milwaukee	74 85
												174	A	Oakland	63 104
												192	A	Cleveland St.	60 71
												233	H	Bradley	56 67
												261	H	Northern Ky.	55 70
												271	H	Liberty	70 68
												274	H	Evansville	65 70
												304	H	Eastern Ill.	73 68
												317	A	Illinois St.	56 77
												318	A	Ill.-Chicago	60 74
												319	A	Youngstown St.	70 76
												319	H	Youngstown St.	77 60
												329	A	Chicago St.	53 51
LAST 12 Division I GAMES:															
319	H	Youngstown St.	77 60	192	A	Cleveland St.	60 71								
318	A	Ill.-Chicago	60 74	163	H	Milwaukee	74 85								
136	H	Wright St.	52 65	32	H	Green Bay	36 75								
261	H	Northern Ky.	55 70	174	A	Oakland	63 104								
32	A	Green Bay	35 56	158	A	Detroit	60 85								
319	A	Youngstown St.	70 76	233	H	Bradley	56 67								

Non-Div I Games: Ind.-Kokomo 102 47 Grace (IN) 71 49

Valparaiso

Loss, Non-Conf, S Site, H Home A Away N Neutral

Average RPI Win:	181	WON-LOST	WINNING	LAST 10	STRENGTH OF	OPP. STRENGTH	TEAM	ADJ.	CONF.	ADJ CONF.
Average RPI Loss:	59	RECORD	PCT. RANK	GAMES	SCHEDULE	OF SCHEDULE	RPI	RPI	RPI	RPI
DIV. I ONLY	11- 11	166	1- 9	59	48	111	111	2	2	
DIV. I NON-CONF.	10- 3	54	1- 2	124	147	57	57	2	2	
TOTALS	RPI 1-25	RPI 26-50	W-L RECORDS	RPI 51-100	RPI 101-150	RPI 150+				
11- 11	1- 5	1- 1	OVERALL	1- 2	1- 2	7- 1				
7- 5	1- 3	1- 1	HOME	1- 1	1- 0	3- 0				
3- 6	0- 2	0- 0	AWAY	0- 1	0- 2	3- 1				
1- 0	0- 0	0- 0	NEUTRAL	0- 0	0- 0	1- 0				
10- 3	1- 1	1- 0	NON-CONFERENCE	1- 1	0- 0	7- 1				
6- 1	1- 1	1- 0	HOME	1- 0	0- 0	3- 0				
3- 2	0- 0	0- 0	AWAY	0- 1	0- 0	3- 1				
1- 0	0- 0	0- 0	NEUTRAL	0- 0	0- 0	1- 0				
1- 8	0- 4	0- 1	CONFERENCE	0- 1	1- 2	0- 0				
1- 4	0- 2	0- 1	HOME	0- 1	1- 0	0- 0				
0- 4	0- 2	0- 0	AWAY	0- 0	0- 2	0- 0				
0- 0	0- 0	0- 0	NEUTRAL	0- 0	0- 0	0- 0				

RPI S	Opponent	Score	RPI S	Opponent	Score	RPI S	Opponent	Score	RPI S	Opponent	Score	Team's RPI: 111
11	H Duke	77 73	31	H Missouri	68 74	52	A Indiana	61 94	105	A Georgia	68 70	
12	A Tennessee	63 91	35	H Tulane	74 63	64	H Florida	73 93	117	H Alabama	87 80	
12	H Tennessee	57 70				83	H Drexel	73 63	126	A Arkansas	56 59	
14	H Louisville	66 78							178	A ETSU	80 72	
20	A Texas A&M	72 77							188	A Memphis	59 75	
24	H Auburn	59 64							209	N SIUE	73 63	
									227	H Robert Morris	75 59	
									257	H Tennessee Tech	89 57	
									264	A UT Martin	79 77	
									298	H Kennesaw St.	86 54	
									315	A Air Force	75 49	
LAST 12 Division I GAMES:												
64	H Florida	73 93	105	A Georgia	68 70							
117	H Alabama	87 80	12	H Tennessee	57 70							
12	A Tennessee	63 91	20	A Texas A&M	72 77							
126	A Arkansas	56 59	188	A Memphis	59 75							
31	H Missouri	68 74	14	H Louisville	66 78							
24	H Auburn	59 64	257	H Tennessee Tech	89 57							

Non-Div I Games:

Vanderbilt

Average RPI Win:	257	WON-LOST	WINNING	LAST 10	STRENGTH OF	OPP. STRENGTH	TEAM	ADJ.	CONF.	ADJ CONF.
Average RPI Loss:	168	RECORD	PCT. RANK	GAMES	SCHEDULE	OF SCHEDULE	RPI	RPI	RPI	RPI
DIV. I ONLY	6- 15	280	3- 7	177	289	281	281	22	22	
DIV. I NON-CONF.	3- 9	275	0- 3	160	338	297	297	21	21	
TOTALS	RPI 1-25	RPI 26-50	W-L RECORDS	RPI 51-100	RPI 101-150	RPI 150+				
6- 15	0- 0	0- 2	OVERALL	0- 1	1- 3	5- 9				
5- 5	0- 0	0- 0	HOME	0- 1	1- 0	4- 4				
1- 10	0- 0	0- 2	AWAY	0- 0	0- 3	1- 5				
0- 0	0- 0	0- 0	NEUTRAL	0- 0	0- 0	0- 0				
3- 9	0- 0	0- 2	NON-CONFERENCE	0- 0	0- 1	3- 6				
3- 3	0- 0	0- 0	HOME	0- 0	0- 0	3- 3				
0- 6	0- 0	0- 2	AWAY	0- 0	0- 1	0- 3				
0- 0	0- 0	0- 0	NEUTRAL	0- 0	0- 0	0- 0				
3- 6	0- 0	0- 0	CONFERENCE	0- 1	1- 2	2- 3				
2- 2	0- 0	0- 0	HOME	0- 1	1- 0	1- 1				
1- 4	0- 0	0- 0	AWAY	0- 0	0- 2	1- 2				
0- 0	0- 0	0- 0	NEUTRAL	0- 0	0- 0	0- 0				

RPI S	Opponent	Score	RPI S	Opponent	Score	RPI S	Opponent	Score	RPI S	Opponent	Score	Team's RPI: 281
33	A Temple	39 53	34	A Michigan	56 78	91	H New Hampshire	49 57	119	A Maine	43 59	
									119	H Maine	55 52	
									134	A Hartford	55 68	
									145	A Yale	48 77	
									163	H Milwaukee	44 68	
									170	H Brown	50 62	
									174	A Oakland	55 79	
									176	A Albany (NY)	53 64	
									197	H Binghamton	55 64	
									215	H Dartmouth	59 54	
									239	A Howard	57 64	
									243	H Stony Brook	53 43	
									250	A UMBC	66 69	
									295	H Bryant	57 63	
									301	A Central Conn. St.	76 78	
									312	H NJIT	64 42	
									314	H Holy Cross	63 52	
									337	A UMass Lowell	61 46	
LAST 12 Division I GAMES:												
119	A Maine	43 59	197	H Binghamton	55 64							
243	H Stony Brook	53 43	134	A Hartford	55 68							
176	A Albany (NY)	53 64	119	H Maine	55 52							
337	A UMass Lowell	61 46	239	A Howard	57 64							
91	H New Hampshire	49 57	174	A Oakland	55 79							
250	A UMBC	66 69	34	A Michigan	56 78							

Non-Div I Games:

Vermont

Average RPI Win:	154	WON-LOST	WINNING	LAST 10	STRENGTH OF	OPP. STRENGTH	TEAM	ADJ.	CONF.	ADJ CONF.
Average RPI Loss:	43	RECORD	PCT. RANK	GAMES	SCHEDULE	OF SCHEDULE	RPI	RPI	RPI	RPI
DIV. I ONLY	11- 11	166	7- 3	20	53	69	69	7	7	
DIV. I NON-CONF.	5- 6	186	1- 0	11	46	79	79	7	7	
TOTALS	RPI 1-25	RPI 26-50	W-L RECORDS	RPI 51-100	RPI 101-150	RPI 150+				
11- 11	0- 5	1- 3	OVERALL	2- 2	2- 1	6- 0				
5- 5	0- 2	1- 2	HOME	1- 1	0- 0	3- 0				
5- 3	0- 2	0- 1	AWAY	0- 0	2- 0	3- 0				
1- 3	0- 1	0- 0	NEUTRAL	1- 1	0- 1	0- 0				
5- 6	0- 2	0- 1	NON-CONFERENCE	1- 2	2- 1	2- 0				
2- 2	0- 0	0- 1	HOME	0- 1	0- 0	2- 0				
2- 1	0- 1	0- 0	AWAY	0- 0	2- 0	0- 0				
1- 3	0- 1	0- 0	NEUTRAL	1- 1	0- 1	0- 0				
6- 5	0- 3	1- 2	CONFERENCE	1- 0	0- 0	4- 0				
3- 3	0- 2	1- 1	HOME	1- 0	0- 0	1- 0				
3- 2	0- 1	0- 1	AWAY	0- 0	0- 0	3- 0				
0- 0	0- 0	0- 0	NEUTRAL	0- 0	0- 0	0- 0				

RPI 1-25				RPI 26-50				RPI 51-100 Team's RPI: 69				RPI 101+			
RPI	S	Opponent	Score	RPI	S	Opponent	Score	RPI	S	Opponent	Score	RPI	S	Opponent	Score
4	N	Mississippi St.	62 108	33	H	Temple	48 83	68	H	George Washington	69 72	118	N	VCU	66 68
11	A	Duke	50 68	39	H	Marquette	71 77	82	H	St. John's (NY)	55 50	125	A	Penn	60 48
15	H	DePaul	50 80	43	A	Georgetown	49 54	96	N	Purdue	58 44	137	A	Saint Joseph's	62 54
23	A	Creighton	46 60	43	H	Georgetown	71 50	100	N	Troy	85 93	157	A	Providence	64 59
23	H	Creighton	44 47									159	H	La Salle	52 49
												177	A	Xavier	72 47
												181	H	Seton Hall	69 52
												225	A	Butler	70 69
												308	H	Lehigh	59 37
LAST 12 Division I GAMES:															
23	H	Creighton	44 47	181	H	Seton Hall	69 52								
43	A	Georgetown	49 54	23	A	Creighton	46 60								
177	A	Xavier	72 47	157	A	Providence	64 59								
225	A	Butler	70 69	43	H	Georgetown	71 50								
125	A	Penn	60 48	15	H	DePaul	50 80								
82	H	St. John's (NY)	55 50	39	H	Marquette	71 77								

Non-Div I Games:

Villanova

■ Loss,
■ Non-Conf,
■ S Site,
■ H Home
■ A Away
N Neutral

Average RPI Win:	172	WON-LOST	WINNING	LAST 10	STRENGTH OF	OPP. STRENGTH	TEAM	ADJ.	CONF.	ADJ CONF.
Average RPI Loss:	54	RECORD	PCT. RANK	GAMES	SCHEDULE	OF SCHEDULE	RPI	RPI	RPI	RPI
DIV. I ONLY	15- 7	83	5- 5	131	28	63	63	3	3	
DIV. I NON-CONF.	11- 2	24	3- 0	275	68	82	82	4	4	
TOTALS	RPI 1-25	RPI 26-50	W-L RECORDS	RPI 51-100	RPI 101-150	RPI 150+				
15- 7	0- 2	1- 2	OVERALL	3- 2	2- 1	9- 0				
10- 1	0- 1	1- 0	HOME	3- 0	0- 0	6- 0				
4- 5	0- 1	0- 2	AWAY	0- 1	2- 1	2- 0				
1- 1	0- 0	0- 0	NEUTRAL	0- 1	0- 0	1- 0				
11- 2	0- 0	0- 1	NON-CONFERENCE	2- 1	1- 0	8- 0				
7- 0	0- 0	0- 0	HOME	2- 0	0- 0	5- 0				
3- 1	0- 0	0- 1	AWAY	0- 0	1- 0	2- 0				
1- 1	0- 0	0- 0	NEUTRAL	0- 1	0- 0	1- 0				
4- 5	0- 2	1- 1	CONFERENCE	1- 1	1- 1	1- 0				
3- 1	0- 1	1- 0	HOME	1- 0	0- 0	1- 0				
1- 4	0- 1	0- 1	AWAY	0- 1	1- 1	0- 0				
0- 0	0- 0	0- 0	NEUTRAL	0- 0	0- 0	0- 0				

RPI 1-25				RPI 26-50				RPI 51-100				RPI 101+			
RPI	S	Opponent	Score	RPI	S	Opponent	Score	RPI	S	Opponent	Score	RPI	S	Opponent	Score
2	A	Notre Dame	74 82	37	A	Syracuse	49 54	55	H	Georgia Tech	65 64	105	A	Georgia	66 43
14	H	Louisville	81 86	41	A	Northwestern	60 69	72	A	North Carolina	58 67	122	A	Clemson	69 37
				42	H	Virginia Tech	76 27	73	H	Dayton	66 56	133	A	Pittsburgh	54 62
								82	N	St. John's (NY)	55 66	164	N	Nebraska	73 51
								84	H	Middle Tenn.	63 51	167	H	Boston College	62 55
												187	H	Rutgers	62 54
												228	H	UMES	60 50
												241	A	Richmond	63 56
												250	H	UMBC	56 30
												256	A	Bowling Green	67 47
												294	H	Coppin St.	103 40
												318	H	Ill.-Chicago	76 39
LAST 12 Division I GAMES:															
55	H	Georgia Tech	65 64	72	A	North Carolina	58 67								
2	A	Notre Dame	74 82	14	H	Louisville	81 86								
42	H	Virginia Tech	76 27	37	A	Syracuse	49 54								
133	A	Pittsburgh	54 62	73	H	Dayton	66 56								
122	A	Clemson	69 37	250	H	UMBC	56 30								
167	H	Boston College	62 55	228	H	UMES	60 50								

Non-Div I Games:

Virginia

■ Loss,
 ■ Non-Conf, S Site,
 ■ Home
 ■ Away
 N Neutral

Average RPI Win:	161	WON-LOST	WINNING	LAST 10	STRENGTH OF	OPP. STRENGTH	TEAM	ADJ.	CONF.	ADJ CONF.
Average RPI Loss:	23	RECORD	PCT. RANK	GAMES	SCHEDULE	OF SCHEDULE	RPI	RPI	RPI	RPI
DIV. I ONLY	16- 6	52	4- 6	55	54	42	42	3	3	
DIV. I NON-CONF.	13- 0	1	3- 0	223	131	33	33	4	4	
TOTALS	RPI 1-25	RPI 26-50	W-L RECORDS	RPI 51-100	RPI 101-150	RPI 150+				
16- 6	2- 4	1- 1	OVERALL	2- 1	3- 0	8- 0				
12- 3	1- 2	1- 1	HOME	2- 0	1- 0	7- 0				
4- 3	1- 0	0- 0	AWAY	0- 0	2- 0	1- 0				
0- 0	0- 0	0- 0	NEUTRAL	0- 0	0- 0	0- 0				
13- 0	2- 0	1- 0	NON-CONFERENCE	0- 0	2- 0	8- 0				
10- 0	1- 0	1- 0	HOME	0- 0	1- 0	7- 0				
3- 0	1- 0	0- 0	AWAY	0- 0	1- 0	1- 0				
0- 0	0- 0	0- 0	NEUTRAL	0- 0	0- 0	0- 0				
3- 6	0- 4	0- 1	CONFERENCE	2- 1	1- 0	0- 0				
2- 3	0- 2	0- 1	HOME	2- 0	0- 0	0- 0				
1- 3	0- 2	0- 0	AWAY	0- 1	1- 0	0- 0				
0- 0	0- 0	0- 0	NEUTRAL	0- 0	0- 0	0- 0				

RPI 1-25				RPI 26-50				Team's RPI: 42				RPI 51-100				RPI 101+			
RPI	S	Opponent	Score	RPI	S	Opponent	Score	RPI	S	Opponent	Score	RPI	S	Opponent	Score	RPI	S	Opponent	Score
2	H	Notre Dame	59 76	37	H	Syracuse	72 82	62	H	Wake Forest	72 70	122	A	Clemson	78 69				
7	H	Florida St.	54 82	43	H	Georgetown	73 63	63	A	Virginia	27 76	123	H	Radford	71 52				
11	A	Duke	59 84					72	H	North Carolina	76 68	135	A	UCF	67 64				
12	H	Tennessee	67 63									164	H	Nebraska	76 67				
19	A	Miami (FL)	75 82									180	A	Col. of Charleston	71 61				
24	A	Auburn	92 87									214	H	UNC Asheville	71 52				
												240	H	Presbyterian	67 36				
												256	H	Bowling Green	98 51				
												280	H	Gardner-Webb	76 42				
												301	H	Central Conn. St.	81 47				
												342	H	Delaware St.	88 48				
LAST 12 Division I GAMES:																			
2	H	Notre Dame	59 76	19	A	Miami (FL)	75 82												
37	H	Syracuse	72 82	122	A	Clemson	78 69												
63	A	Virginia	27 76	72	H	North Carolina	76 68												
7	H	Florida St.	54 82	342	H	Delaware St.	88 48												
11	A	Duke	59 84	123	H	Radford	71 52												
62	H	Wake Forest	72 70	24	A	Auburn	92 87												

Non-Div I Games:

Virginia Tech

W
a
g
n
e
rW
a
g
n
e
r

Wagner

Page 330

Wake Forest

Through Games Of Feb. 3, 2017

Average RPI Win:	150	WON-LOST	WINNING	LAST 10	STRENGTH OF	OPP. STRENGTH	TEAM	ADJ.	CONF.	ADJ CONF.
Average RPI Loss:	54	RECORD	PCT. RANK	GAMES	SCHEDULE	OF SCHEDULE	RPI	RPI	RPI	RPI
DIV. I ONLY	13- 9	127	4- 6	45	33	62	62	3	3	
DIV. I NON-CONF.	9- 4	85	2- 1	120	80	76	76	4	4	
TOTALS	RPI 1-25	RPI 26-50	W-L RECORDS	RPI 51-100	RPI 101-150	RPI 150+				
13- 9	1- 3	0- 4	OVERALL	2- 0	3- 1	7- 1				
10- 3	0- 1	0- 1	HOME	1- 0	3- 1	6- 0				
3- 6	1- 2	0- 3	AWAY	1- 0	0- 0	1- 1				
0- 0	0- 0	0- 0	NEUTRAL	0- 0	0- 0	0- 0				
9- 4	1- 0	0- 2	NON-CONFERENCE	0- 0	2- 1	6- 1				
7- 1	0- 0	0- 0	HOME	0- 0	2- 1	5- 0				
2- 3	1- 0	0- 2	AWAY	0- 0	0- 0	1- 1				
0- 0	0- 0	0- 0	NEUTRAL	0- 0	0- 0	0- 0				
4- 5	0- 3	0- 2	CONFERENCE	2- 0	1- 0	1- 0				
3- 2	0- 1	0- 1	HOME	1- 0	1- 0	1- 0				
1- 3	0- 2	0- 1	AWAY	1- 0	0- 0	0- 0				
0- 0	0- 0	0- 0	NEUTRAL	0- 0	0- 0	0- 0				

RPI 1-25				RPI 26-50				RPI 51-100				Team's RPI: 62		RPI 101+																					
RPI	S	Opponent	Score	RPI	S	Opponent	Score	RPI	S	Opponent	Score			RPI	S	Opponent	Score																		
2	A	Notre Dame	72 92	28	A	LSU	57 60	55	H	Georgia Tech	70 65			106	H	Navy	75 65																		
11	A	Duke	43 71	36	H	North Carolina St.	50 65	72	A	North Carolina	80 77			118	H	VCU	60 54																		
19	H	Miami (FL)	56 79	42	A	Virginia Tech	70 72							122	H	Clemson	68 56																		
25	A	Elon	78 68	44	A	James Madison	76 83							123	H	Radford	60 68																		
																		167	H	Boston College	71 55														
																		177	H	Xavier	58 45														
																		181	A	Seton Hall	63 70														
																		183	A	Illinois	79 70														
																		187	H	Rutgers	55 43														
																		231	H	Samford	51 40														
																		248	H	Furman	59 52														
																		259	H	Eastern Mich.	89 61														
																		LAST 12 Division I GAMES:																	
																		19	H	Miami (FL)	56 79	122	H	Clemson	68 56										
11	A	Duke	43 71	36	H	North Carolina St.	50 65																												
167	H	Boston College	71 55	2	A	Notre Dame	72 92																												
55	H	Georgia Tech	70 65	44	A	James Madison	76 83																												
72	A	North Carolina	80 77	118	H	VCU	60 54																												
42	A	Virginia Tech	70 72	231	H	Samford	51 40																												

Average RPI Win:	117	WON-LOST	WINNING	LAST 10	STRENGTH OF	OPP. STRENGTH	TEAM	ADJ.	CONF.	ADJ CONF.
Average RPI Loss:	6	RECORD	PCT. RANK	GAMES	SCHEDULE	OF SCHEDULE	RPI	RPI	RPI	RPI
DIV. I ONLY	21- 3	9	1- 2	28	19	8	8	1	1	
DIV. I NON-CONF.	12- 1	7	0- 1	65	120	8	8	1	1	
TOTALS	RPI 1-25	RPI 26-50	W-L RECORDS	RPI 51-100	RPI 101-150	RPI 150+				
21- 3	1- 3	4- 0	OVERALL	7- 0	3- 0	6- 0				
12- 1	1- 1	2- 0	HOME	4- 0	2- 0	3- 0				
9- 2	0- 2	2- 0	AWAY	3- 0	1- 0	3- 0				
0- 0	0- 0	0- 0	NEUTRAL	0- 0	0- 0	0- 0				
12- 1	0- 1	1- 0	NON-CONFERENCE	3- 0	2- 0	6- 0				
8- 0	0- 0	1- 0	HOME	2- 0	2- 0	3- 0				
4- 1	0- 1	0- 0	AWAY	1- 0	0- 0	3- 0				
0- 0	0- 0	0- 0	NEUTRAL	0- 0	0- 0	0- 0				
9- 2	1- 2	3- 0	CONFERENCE	4- 0	1- 0	0- 0				
4- 1	1- 1	1- 0	HOME	2- 0	0- 0	0- 0				
5- 1	0- 1	2- 0	AWAY	2- 0	1- 0	0- 0				
0- 0	0- 0	0- 0	NEUTRAL	0- 0	0- 0	0- 0				

RPI	S	Opponent	Score	RPI	S	Opponent	Score	RPI	S	Opponent	Score	RPI	S	Opponent	Score
2	A	Notre Dame	60 71	30	A	Arizona St.	65 54	57	A	Utah	82 53	127	A	Arizona	90 73
6	A	Oregon St.	70 73	31	H	Missouri	79 66	67	A	Washington St.	87 44	144	H	Idaho	105 53
9	H	Stanford	68 72	38	A	Oregon	99 77	67	H	Washington St.	94 63	149	H	Eastern Wash.	100 52
13	H	UCLA	82 70	45	H	California	90 67	70	H	Southern California	77 67	175	H	Fresno St.	85 54
								74	H	Colorado St.	101 68	202	H	CSUN	101 44
								75	H	Boise St.	92 66	213	A	Grand Canyon	101 66
								97	A	BYU	82 70	222	A	Seattle U	94 64
												268	A	Portland	83 53
												291	H	Savannah St.	87 36
LAST 12 Division I GAMES:															
2	A	Notre Dame	60 71	127	A	Arizona	90 73								
57	A	Utah	82 53	13	H	UCLA	82 70								
9	H	Stanford	68 72	70	H	Southern California	77 67								
45	H	California	90 67	6	A	Oregon St.	70 73								
67	A	Washington St.	87 44	38	A	Oregon	99 77								
30	A	Arizona St.	65 54	67	H	Washington St.	94 63								

Non-Div I Games:

Washington

■ Loss,
 ■ Non-Conf, S Site,
 ■ Home
 ■ Away
 N Neutral

Average RPI Win:	116	WON-LOST	WINNING	LAST 10	STRENGTH OF	OPP. STRENGTH	TEAM	ADJ.	CONF.	ADJ CONF.
Average RPI Loss:	47	RECORD	PCT. RANK	GAMES	SCHEDULE	OF SCHEDULE	RPI	RPI	RPI	RPI
DIV. I ONLY	9- 13	222	4- 6	5	14	67	67	1	1	
DIV. I NON-CONF.	5- 6	186	0- 1	18	73	109	109	1	1	
TOTALS	RPI 1-25	RPI 26-50	W-L RECORDS	RPI 51-100	RPI 101-150	RPI 150+				
9- 13	1- 6	2- 2	OVERALL	1- 3	1- 2	4- 0				
7- 4	1- 2	1- 1	HOME	1- 1	1- 0	3- 0				
1- 8	0- 3	1- 1	AWAY	0- 2	0- 2	0- 0				
1- 1	0- 1	0- 0	NEUTRAL	0- 0	0- 0	1- 0				
5- 6	0- 2	0- 1	NON-CONFERENCE	0- 2	1- 1	4- 0				
4- 2	0- 0	0- 1	HOME	0- 1	1- 0	3- 0				
0- 3	0- 1	0- 0	AWAY	0- 1	0- 1	0- 0				
1- 1	0- 1	0- 0	NEUTRAL	0- 0	0- 0	1- 0				
4- 7	1- 4	2- 1	CONFERENCE	1- 1	0- 1	0- 0				
3- 2	1- 2	1- 0	HOME	1- 0	0- 0	0- 0				
1- 5	0- 2	1- 1	AWAY	0- 1	0- 1	0- 0				
0- 0	0- 0	0- 0	NEUTRAL	0- 0	0- 0	0- 0				

RPI 1-25				RPI 26-50				RPI 51-100 Team's RPI: 67				RPI 101+			
RPI	S	Opponent	Score	RPI	S	Opponent	Score	RPI	S	Opponent	Score	RPI	S	Opponent	Score
6	A	Oregon St.	58 80	30	A	Arizona St.	49 68	70	H	Southern California	74 57	110	A	Saint Louis	70 73
8	A	Washington	63 94	38	A	Oregon	75 59	75	H	Boise St.	73 77	127	A	Arizona	55 56
8	H	Washington	44 87	45	H	California	84 79	78	A	Colorado	58 70	131	H	St. Mary's (CA)	85 69
9	H	Stanford	54 76	46	H	Oklahoma St.	72 79	81	A	Gonzaga	61 79	161	H	San Francisco	73 35
13	H	UCLA	82 73									164	N	Nebraska	79 65
16	A	Kentucky	67 69									200	H	Loyola Marymount	92 45
18	N	Maryland	69 79									218	H	San Diego	83 73
LAST 12 Division I GAMES:															
78	A	Colorado	58 70	70	H	Southern California	74 57								
45	H	California	84 79	13	H	UCLA	82 73								
9	H	Stanford	54 76	38	A	Oregon	75 59								
8	H	Washington	44 87	6	A	Oregon St.	58 80								
127	A	Arizona	55 56	8	A	Washington	63 94								
30	A	Arizona St.	49 68	16	A	Kentucky	67 69								

Non-Div I Games:

Washington St.

■ Loss,
 ■ Non-Conf,
 ■ S Site,
 ■ H Home
 ■ A Away
 N Neutral

Average RPI Win:	282	WON-LOST	WINNING	LAST 10	STRENGTH OF	OPP. STRENGTH	TEAM	ADJ.	CONF.	ADJ CONF.
Average RPI Loss:	134	RECORD	PCT. RANK	GAMES	SCHEDULE	OF SCHEDULE	RPI	RPI	RPI	RPI
DIV. I ONLY	7- 11	229	3- 7	245	227	244	244	18	18	
DIV. I NON-CONF.	4- 5	198	0- 3	314	202	240	240	18	18	
TOTALS	RPI 1-25	RPI 26-50	W-L RECORDS	RPI 51-100	RPI 101-150	RPI 150+				
7- 11	0- 0	0- 0	OVERALL	0- 3	0- 4	7- 4				
3- 5	0- 0	0- 0	HOME	0- 1	0- 1	3- 3				
4- 5	0- 0	0- 0	AWAY	0- 2	0- 2	4- 1				
0- 1	0- 0	0- 0	NEUTRAL	0- 0	0- 1	0- 0				
4- 5	0- 0	0- 0	NON-CONFERENCE	0- 2	0- 1	4- 2				
1- 2	0- 0	0- 0	HOME	0- 0	0- 0	1- 2				
3- 2	0- 0	0- 0	AWAY	0- 2	0- 0	3- 0				
0- 1	0- 0	0- 0	NEUTRAL	0- 0	0- 1	0- 0				
3- 6	0- 0	0- 0	CONFERENCE	0- 1	0- 3	3- 2				
2- 3	0- 0	0- 0	HOME	0- 1	0- 1	2- 1				
1- 3	0- 0	0- 0	AWAY	0- 0	0- 2	1- 1				
0- 0	0- 0	0- 0	NEUTRAL	0- 0	0- 0	0- 0				

RPI 1-25				RPI 26-50				RPI 51-100				RPI 101+				Team's RPI: 244	
RPI	S	Opponent	Score	RPI	S	Opponent	Score	RPI	S	Opponent	Score	RPI	S	Opponent	Score		
								57	A	Utah	52	71	101	H	Northern Colo.	79	88
								61	H	Montana St.	68	83	140	N	Stetson	68	70
								97	A	BYU	64	73	144	A	Idaho	77	95
													149	A	Eastern Wash.	85	99
													154	H	North Dakota	65	70
													175	H	Fresno St.	57	60
													198	A	Idaho St.	52	57
													198	H	Idaho St.	50	43
													202	H	CSUN	78	89
													265	A	Southern Utah	73	68
													268	H	Portland	76	37
													269	A	FIU	64	61
													315	A	Air Force	76	61
													330	A	Utah Valley	64	61
													332	H	Montana	74	58
LAST 12 Division I GAMES:																	
265	A	Southern Utah	73	68	198	H	Idaho St.	50	43								
198	A	Idaho St.	52	57	332	H	Montana	74	58								
101	H	Northern Colo.	79	88	61	H	Montana St.	68	83								
154	H	North Dakota	65	70	175	H	Fresno St.	57	60								
149	A	Eastern Wash.	85	99	57	A	Utah	52	71								
144	A	Idaho	77	95	202	H	CSUN	78	89								

Non-Div I Games: Cal St. San B'dino 75 69 Westminster (UT) 81 68

Weber St.

■ Loss,
 ■ Non-Conf,
 ■ S Site,
 ■ Home
 ■ A Away
 N Neutral

Average RPI Win:	197	WON-LOST	WINNING	LAST 10	STRENGTH OF	OPP. STRENGTH	TEAM	ADJ.	CONF.	ADJ CONF.
Average RPI Loss:	18	RECORD	PCT. RANK	GAMES	SCHEDULE	OF SCHEDULE	RPI	RPI	RPI	RPI
DIV. I ONLY	16- 6	52	4- 6	84	69	49	49	4	4	
DIV. I NON-CONF.	12- 0	1	2- 0	291	300	61	61	3	3	
TOTALS	RPI 1-25	RPI 26-50	W-L RECORDS	RPI 51-100	RPI 101-150	RPI 150+				
16- 6	2- 5	0- 0	OVERALL	1- 1	4- 0	9- 0				
11- 2	1- 2	0- 0	HOME	1- 0	1- 0	8- 0				
2- 4	0- 3	0- 0	AWAY	0- 1	2- 0	0- 0				
3- 0	1- 0	0- 0	NEUTRAL	0- 0	1- 0	1- 0				
12- 0	1- 0	0- 0	NON-CONFERENCE	0- 0	2- 0	9- 0				
9- 0	0- 0	0- 0	HOME	0- 0	1- 0	8- 0				
0- 0	0- 0	0- 0	AWAY	0- 0	0- 0	0- 0				
3- 0	1- 0	0- 0	NEUTRAL	0- 0	1- 0	1- 0				
4- 6	1- 5	0- 0	CONFERENCE	1- 1	2- 0	0- 0				
2- 2	1- 2	0- 0	HOME	1- 0	0- 0	0- 0				
2- 4	0- 3	0- 0	AWAY	0- 1	2- 0	0- 0				
0- 0	0- 0	0- 0	NEUTRAL	0- 0	0- 0	0- 0				

RPI 1-25				RPI 26-50		Team's RPI: 49		RPI 51-100				RPI 101+			
RPI	S	Opponent	Score	RPI	S	Opponent	Score	RPI	S	Opponent	Score	RPI	S	Opponent	Score
5	A	Baylor	73 79					59	A	Texas Tech	66 75	103	H	Ole Miss	66 61
5	H	Baylor	56 91					59	H	Texas Tech	89 79	108	N	East Carolina	79 47
10	A	Texas	54 69									138	A	Kansas	62 51
10	H	Texas	63 73									143	A	TCU	83 61
17	A	Kansas St.	71 86									195	H	Morehead St.	94 53
22	H	Oklahoma	83 73									239	H	Howard	95 49
24	N	Auburn	56 52									275	N	N.C. A&T	80 64
												282	H	Charleston So.	88 38
												294	H	Coppin St.	69 39
												306	H	High Point	82 59
												307	H	USC Upstate	91 33
												325	H	Mt. St. Mary's	77 45
												334	H	Longwood	107 40
LAST 12 Division I GAMES:															
10	A	Texas	54 69	22	H	Oklahoma	83 73								
59	H	Texas Tech	89 79	5	H	Baylor	56 91								
5	A	Baylor	73 79	17	A	Kansas St.	71 86								
138	A	Kansas	62 51	143	A	TCU	83 61								
10	H	Texas	63 73	325	H	Mt. St. Mary's	77 45								
59	A	Texas Tech	66 75	334	H	Longwood	107 40								

Non-Div I Games:

West Virginia

■ Loss,
 ■ Non-Conf,
 ■ S Site,
 ■ H Home
 ■ A Away
 N Neutral

Average RPI Win: 298	WON-LOST	WINNING	LAST 10	STRENGTH OF	OPP. STRENGTH	TEAM	ADJ.	CONF.	ADJ CONF.
Average RPI Loss: 174	RECORD	PCT. RANK	GAMES	SCHEDULE	OF SCHEDULE	RPI	RPI	RPI	RPI
DIV. I ONLY	5- 17	304	2- 8	194	294	297	297	19	19
DIV. I NON-CONF.	4- 10	259	2- 2	210	309	280	280	22	22
TOTALS	RPI 1-25	RPI 26-50	W-L RECORDS	RPI 51-100	RPI 101-150	RPI 150+			
5- 17	0- 1	0- 0	OVERALL	0- 1	0- 5	5- 10			
3- 5	0- 0	0- 0	HOME	0- 0	0- 1	3- 4			
2- 10	0- 1	0- 0	AWAY	0- 1	0- 3	2- 5			
0- 2	0- 0	0- 0	NEUTRAL	0- 0	0- 1	0- 1			
4- 10	0- 1	0- 0	NON-CONFERENCE	0- 0	0- 4	4- 5			
2- 3	0- 0	0- 0	HOME	0- 0	0- 0	2- 3			
2- 5	0- 1	0- 0	AWAY	0- 0	0- 3	2- 1			
0- 2	0- 0	0- 0	NEUTRAL	0- 0	0- 1	0- 1			
1- 7	0- 0	0- 0	CONFERENCE	0- 1	0- 1	1- 5			
1- 2	0- 0	0- 0	HOME	0- 0	0- 1	1- 1			
0- 5	0- 0	0- 0	AWAY	0- 1	0- 0	0- 4			
0- 0	0- 0	0- 0	NEUTRAL	0- 0	0- 0	0- 0			

RPI 1-25				RPI 26-50				RPI 51-100				RPI 101+ Team's RPI: 297			
RPI	S	Opponent	Score	RPI	S	Opponent	Score	RPI	S	Opponent	Score	RPI	S	Opponent	Score
7	A	Florida St.	41 90					92	A	Chattanooga	46 67	105	A	Georgia	43 78
												115	H	Mercer	57 59
												115	N	Duquesne	50 65
												122	A	Clemson	63 78
												123	A	Radford	39 67
												161	N	San Francisco	52 73
												178	A	ETSU	57 76
												214	A	UNC Asheville	53 62
												226	H	Campbell	48 50
												229	A	Wofford	59 68
												231	H	Samford	42 49
												248	A	Furman	44 73
												248	H	Furman	75 72
												252	A	UNCG	45 62
												264	H	UT Martin	72 84
												280	H	Gardner-Webb	60 68
												282	H	Charleston So.	58 53
												306	H	High Point	73 64
												309	A	Eastern Ky.	72 61
												346	A	Florida A&M	62 61
LAST 12 Division I GAMES:															
248	H	Furman	75 72	248	A	Furman	44 73								
252	A	UNCG	45 62	229	A	Wofford	59 68								
178	A	ETSU	57 76	282	H	Charleston So.	58 53								
92	A	Chattanooga	46 67	105	A	Georgia	43 78								
115	H	Mercer	57 59	306	H	High Point	73 64								
231	H	Samford	42 49	280	H	Gardner-Webb	60 68								

Non-Div I Games: North Greenville 95 48

Western Caro.

■ Loss,
 ■ Non-Conf,
 ■ S Site,
 ■ H Home
 ■ A Away
 N Neutral

Average RPI Win:	232	WON-LOST	WINNING	LAST 10	STRENGTH OF	OPP. STRENGTH	TEAM	ADJ.	CONF.	ADJ CONF.
Average RPI Loss:	67	RECORD	PCT. RANK	GAMES	SCHEDULE	OF SCHEDULE	RPI	RPI	RPI	RPI
DIV. I ONLY	15- 6	62	7- 3	221	167	90	90	11	11	
DIV. I NON-CONF.	8- 3	67	2- 0	284	226	103	103	9	9	
TOTALS	RPI 1-25	RPI 26-50	W-L RECORDS	RPI 51-100	RPI 101-150	RPI 150+				
15- 6	0- 0	0- 3	OVERALL	2- 2	2- 0	11- 1				
7- 1	0- 0	0- 0	HOME	1- 1	1- 0	5- 0				
8- 5	0- 0	0- 0	AWAY	1- 0	1- 0	6- 0				
0- 0	0- 0	0- 0	NEUTRAL	0- 0	0- 0	0- 0				
8- 3	0- 0	0- 2	NON-CONFERENCE	1- 0	0- 0	7- 1				
4- 0	0- 0	0- 0	HOME	1- 0	0- 0	3- 0				
4- 3	0- 0	0- 2	AWAY	0- 0	0- 0	4- 1				
0- 0	0- 0	0- 0	NEUTRAL	0- 0	0- 0	0- 0				
7- 3	0- 0	0- 1	CONFERENCE	1- 2	2- 0	4- 0				
3- 1	0- 0	0- 0	HOME	0- 1	1- 0	2- 0				
4- 2	0- 0	0- 1	AWAY	1- 1	1- 0	2- 0				
0- 0	0- 0	0- 0	NEUTRAL	0- 0	0- 0	0- 0				

RPI 1-25			RPI 26-50			RPI 51-100			Team's RPI: 90			RPI 101+			
RPI	S	Opponent	Score	RPI	S	Opponent	Score	RPI	S	Opponent	Score	RPI	S	Opponent	Score
				31	A	Missouri	68 71	65	A	IUPUI	52 66	148	A	Oral Roberts	76 62
				39	A	Marquette	61 77	65	H	IUPUI	72 76	148	H	Oral Roberts	76 72
				40	A	South Dakota St.	58 73	66	A	South Dakota	86 78	160	A	Omaha	78 74
								85	H	Northern Ill.	83 79	163	A	Milwaukee	68 76
												209	A	SIUE	76 74
												233	H	Bradley	91 77
												276	H	North Dakota St.	110 81
												286	A	Southeast Mo. St.	100 87
												296	H	Denver	87 62
												303	A	UMKC	78 65
												304	H	Eastern Ill.	83 62
												316	A	Fort Wayne	75 53
												317	H	Illinois St.	80 50
												329	A	Chicago St.	54 50
LAST 12 Division I GAMES:															
				148	A	Oral Roberts	76 62	148	H	Oral Roberts	76 72				
				66	A	South Dakota	86 78	296	H	Denver	87 62				
				65	H	IUPUI	72 76	65	A	IUPUI	52 66				
				40	A	South Dakota St.	58 73	316	A	Fort Wayne	75 53				
				276	H	North Dakota St.	110 81	317	H	Illinois St.	80 50				
				160	A	Omaha	78 74	329	A	Chicago St.	54 50				

Non-Div I Games: Graceland (IA) 118 40 Monmouth (IL) 113 29

Western Ill.

Loss, Non-Conf, S Site, H Home A Away N Neutral

Average RPI Win:	211	WON-LOST	WINNING	LAST 10	STRENGTH OF	OPP. STRENGTH	TEAM	ADJ.	CONF.	ADJ CONF.
Average RPI Loss:	64	RECORD	PCT. RANK	GAMES	SCHEDULE	OF SCHEDULE	RPI	RPI	RPI	RPI
DIV. I ONLY	16- 6	52	2- 0	162	122	86	86	15	15	
DIV. I NON-CONF.	8- 4	97	1- 0	135	93	98	98	16	16	
TOTALS	RPI 1-25	RPI 26-50	W-L RECORDS	RPI 51-100	RPI 101-150	RPI 150+				
16- 6	0- 2	0- 0	OVERALL	2- 3	3- 0	11- 1				
11- 1	0- 0	0- 0	HOME	2- 1	1- 0	8- 0				
4- 3	0- 1	0- 0	AWAY	0- 1	1- 0	3- 1				
1- 2	0- 1	0- 0	NEUTRAL	0- 1	1- 0	0- 0				
8- 4	0- 2	0- 0	NON-CONFERENCE	1- 2	2- 0	5- 0				
5- 1	0- 0	0- 0	HOME	1- 1	1- 0	3- 0				
2- 1	0- 1	0- 0	AWAY	0- 0	0- 0	2- 0				
1- 2	0- 1	0- 0	NEUTRAL	0- 1	1- 0	0- 0				
8- 2	0- 0	0- 0	CONFERENCE	1- 1	1- 0	6- 1				
6- 0	0- 0	0- 0	HOME	1- 0	0- 0	5- 0				
2- 2	0- 0	0- 0	AWAY	0- 1	1- 0	1- 1				
0- 0	0- 0	0- 0	NEUTRAL	0- 0	0- 0	0- 0				

RPI 1-25				RPI 26-50				RPI 51-100				Team's RPI: 86	RPI 101+			
RPI	S	Opponent	Score	RPI	S	Opponent	Score	RPI	S	Opponent	Score		RPI	S	Opponent	Score
14	A	Louisville	61 68					51	H	UT Arlington	68 71		112	N	Kent St.	79 73
15	N	DePaul	69 77					52	H	Indiana	85 74		128	A	Old Dominion	67 62
								68	N	George Washington	49 68		129	H	Ball St.	68 61
								80	A	Charlotte	85 89		156	A	UTSA	77 80
								84	H	Middle Tenn.	66 51		173	H	Louisiana Tech	67 58
													180	H	Col. of Charleston	89 76
													191	H	UAB	60 48
													234	H	Marshall	73 57
													254	A	Austin Peay	85 65
													269	H	FIU	90 38
													283	H	Lipscomb	87 35
													293	A	UTEP	71 54
													309	A	Eastern Ky.	90 63
													328	H	Fla. Atlantic	76 55
													349	H	Alabama A&M	96 32
LAST 12 Division I GAMES:																
				112	N	Kent St.	79 73					191	H	UAB	60 48	
				173	H	Louisiana Tech	67 58					128	A	Old Dominion	67 62	
				156	A	UTSA	77 80					80	A	Charlotte	85 89	
				293	A	UTEP	71 54					269	H	FIU	90 38	
				234	H	Marshall	73 57					328	H	Fla. Atlantic	76 55	
				84	H	Middle Tenn.	66 51					129	H	Ball St.	68 61	

Non-Div I Games:

Western Ky.

WON-LOST				STRENGTH OF				OPP. STRENGTH		TEAM		ADJ.		CONF.		ADJ CONF.	
Average RPI Win: 259		RECORD		PCT. RANK		LAST 10		SCHEDULE		OF SCHEDULE		RPI		RPI		RPI	
Average RPI Loss: 76		14- 6		71		6- 4		330		108		165		165		10	
DIV. I ONLY		14- 6		71		6- 4		330		108		165		165		10	
DIV. I NON-CONF.		9- 2		37		3- 0		347		145		180		180		11	
TOTALS		RPI 1-25		RPI 26-50		W-L RECORDS		RPI 51-100		RPI 101-150		RPI 150+					
14- 6		0- 0		0- 2		OVERALL		0- 2		0- 2		14- 0					
6- 3		0- 0		0- 1		HOME		0- 1		0- 1		6- 0					
7- 3		0- 0		0- 0		AWAY		0- 0		0- 0		7- 0					
1- 0		0- 0		0- 0		NEUTRAL		0- 0		0- 0		1- 0					
9- 2		0- 0		0- 2		NON-CONFERENCE		0- 0		0- 0		9- 0					
4- 1		0- 0		0- 1		HOME		0- 0		0- 0		4- 0					
4- 1		0- 0		0- 1		AWAY		0- 0		0- 0		4- 0					
1- 0		0- 0		0- 0		NEUTRAL		0- 0		0- 0		1- 0					
5- 4		0- 0		0- 0		CONFERENCE		0- 2		0- 2		5- 0					
2- 2		0- 0		0- 0		HOME		0- 1		0- 1		2- 0					
3- 2		0- 0		0- 0		AWAY		0- 1		0- 1		3- 0					
0- 0		0- 0		0- 0		NEUTRAL		0- 0		0- 0		0- 0					

RPI 1-25				RPI 26-50				RPI 51-100				RPI 101+				Team's RPI: 165	
RPI	S	Opponent	Score	RPI	S	Opponent	Score	RPI	S	Opponent	Score	RPI	S	Opponent	Score		
				34	A	Michigan	40 66	60	A	Ohio	67 80	112	H	Kent St.	67 71		
				47	H	Michigan St.	64 68	71	H	Buffalo	47 62	129	A	Ball St.	56 61		
												158	A	Detroit	75 65		
												189	A	Akron	73 57		
												189	H	Akron	73 60		
												212	A	Miami (OH)	85 60		
												233	H	Bradley	83 64		
												256	H	Bowling Green	75 58		
												259	A	Eastern Mich.	76 67		
												276	A	North Dakota St.	68 63		
												292	H	Davidson	76 63		
												303	A	UMKC	66 54		
												309	N	Eastern Ky.	74 59		
												310	H	Loyola Chicago	65 53		
												316	H	Fort Wayne	61 35		
												329	A	Chicago St.	64 51		
LAST 12 Division I GAMES:																	
				71	H	Buffalo	47 62	129	A	Ball St.	56 61						
				60	A	Ohio	67 80	212	A	Miami (OH)	85 60						
				189	A	Akron	73 57	189	H	Akron	73 60						
				112	H	Kent St.	67 71	329	A	Chicago St.	64 51						
				259	A	Eastern Mich.	76 67	233	H	Bradley	83 64						
				256	H	Bowling Green	75 58	158	A	Detroit	75 65						

Non-Div I Games:

Western Mich.

Loss, Non-Conf, S Site, H Home A Away N Neutral

Average RPI Win:	228	WON-LOST	WINNING	LAST 10	STRENGTH OF	OPP. STRENGTH	TEAM	ADJ.	CONF.	ADJ CONF.
Average RPI Loss:	97	RECORD	PCT. RANK	GAMES	SCHEDULE	OF SCHEDULE	RPI	RPI	RPI	RPI
DIV. I ONLY	10- 10	166	5- 5	154	116	168	168	16	16	
DIV. I NON-CONF.	5- 6	186	2- 1	98	58	173	173	14	14	
TOTALS	RPI 1-25	RPI 26-50	W-L RECORDS	RPI 51-100	RPI 101-150	RPI 150+				
10- 10	1- 1	0- 4	OVERALL	0- 2	1- 0	8- 3				
6- 4	1- 0	0- 3	HOME	0- 0	1- 0	4- 1				
3- 4	0- 0	0- 1	AWAY	0- 1	0- 0	3- 2				
1- 2	0- 1	0- 0	NEUTRAL	0- 1	0- 0	1- 0				
5- 6	1- 1	0- 2	NON-CONFERENCE	0- 2	1- 0	3- 1				
4- 2	1- 0	0- 1	HOME	0- 0	1- 0	2- 1				
0- 2	0- 0	0- 1	AWAY	0- 1	0- 0	0- 0				
1- 2	0- 1	0- 0	NEUTRAL	0- 1	0- 0	1- 0				
5- 4	0- 0	0- 2	CONFERENCE	0- 0	0- 0	5- 2				
2- 2	0- 0	0- 2	HOME	0- 0	0- 0	2- 0				
3- 2	0- 0	0- 0	AWAY	0- 0	0- 0	3- 2				
0- 0	0- 0	0- 0	NEUTRAL	0- 0	0- 0	0- 0				

RPI 1-25				RPI 26-50				RPI 51-100				RPI 101+ Team's RPI: 168			
RPI	S	Opponent	Score	RPI	S	Opponent	Score	RPI	S	Opponent	Score	RPI	S	Opponent	Score
9	N	Stanford	39 87	29	H	Drake	78 83	51	A	UT Arlington	70 74	114	H	Abilene Christian	81 62
23	H	Creighton	62 54	31	A	Missouri	57 64	96	N	Purdue	49 86	162	A	Missouri St.	62 73
				40	H	South Dakota St.	58 78					171	N	Northeastern	87 73
				50	H	UNI	61 63					182	A	Indiana St.	56 42
												201	A	Southern Ill.	54 77
												233	H	Bradley	65 54
												274	A	Evansville	74 67
												303	H	UMKC	54 56
												310	A	Loyola Chicago	83 64
												317	H	Illinois St.	67 45
												323	H	Arkansas St.	69 51
												335	H	Incarinate Word	73 63
LAST 12 Division I GAMES:															
310	A	Loyola Chicago	83 64	162	A	Missouri St.	62 73								
182	A	Indiana St.	56 42	50	H	UNI	61 63								
317	H	Illinois St.	67 45	29	H	Drake	78 83								
233	H	Bradley	65 54	40	H	South Dakota St.	58 78								
274	A	Evansville	74 67	335	H	Incarinate Word	73 63								
201	A	Southern Ill.	54 77	114	H	Abilene Christian	81 62								

Non-Div I Games:

Wichita St.

■ Loss,
■ Non-Conf, S Site,
■ Home
■ Away
N Neutral

Average RPI Win:	215	WON-LOST	WINNING	LAST 10	STRENGTH OF	OPP. STRENGTH	TEAM	ADJ.	CONF.	ADJ CONF.
Average RPI Loss:	99	RECORD	PCT. RANK	GAMES	SCHEDULE	OF SCHEDULE	RPI	RPI	RPI	RPI
DIV. I ONLY	14- 6	71	5- 5	222	126	124	124	8	8	
DIV. I NON-CONF.	10- 1	16	3- 0	290	287	95	95	8	8	
TOTALS	RPI 1-25	RPI 26-50	W-L RECORDS	RPI 51-100	RPI 101-150	RPI 150+				
14- 6	0- 1	0- 1	OVERALL	0- 1	3- 1	11- 2				
7- 4	0- 1	0- 1	HOME	0- 1	1- 1	6- 0				
7- 2	0- 0	0- 0	AWAY	0- 0	2- 0	5- 2				
0- 0	0- 0	0- 0	NEUTRAL	0- 0	0- 0	0- 0				
10- 1	0- 0	0- 0	NON-CONFERENCE	0- 1	2- 0	8- 0				
6- 1	0- 0	0- 0	HOME	0- 1	1- 0	5- 0				
4- 0	0- 0	0- 0	AWAY	0- 0	1- 0	3- 0				
0- 0	0- 0	0- 0	NEUTRAL	0- 0	0- 0	0- 0				
4- 5	0- 1	0- 1	CONFERENCE	0- 0	1- 1	3- 2				
1- 3	0- 1	0- 1	HOME	0- 0	0- 1	1- 0				
3- 2	0- 0	0- 0	AWAY	0- 0	1- 0	2- 2				
0- 0	0- 0	0- 0	NEUTRAL	0- 0	0- 0	0- 0				

RPI	S	Opponent	Score	RPI	S	Opponent	Score	RPI	S	Opponent	Score	RPI	S	Opponent	Score	Team's RPI: 124
25	H	Elon	58 60	44	H	James Madison	64 79	82	H	St. John's (NY)	57 73	107	A	Delaware	60 49	
												107	H	Delaware	54 68	
												108	H	East Carolina	82 72	
												128	A	Old Dominion	69 58	
												153	A	Towson	60 64	
												171	A	Northeastern	68 54	
												171	H	Northeastern	60 58	
												180	A	Col. of Charleston	60 70	
												185	A	American	48 34	
												215	H	Dartmouth	63 50	
												217	A	UNCW	57 43	
												220	H	Saint Francis (PA)	73 60	
												241	H	Richmond	67 39	
												267	A	Norfolk St.	65 52	
												307	A	USC Upstate	49 46	
												325	H	Mt. St. Mary's	68 46	
												342	H	Delaware St.	82 48	
LAST 12 Division I GAMES:																
171	A	Northeastern	68 54	171	H	Northeastern	60 58									
44	H	James Madison	64 79	180	A	Col. of Charleston	60 70									
107	H	Delaware	54 68	107	A	Delaware	60 49									
25	H	Elon	58 60	108	H	East Carolina	82 72									
153	A	Towson	60 64	220	H	Saint Francis (PA)	73 60									
217	A	UNCW	57 43	325	H	Mt. St. Mary's	68 46									

Non-Div I Games:

William & Mary

■ Loss,
 ■ Non-Conf,
 S Site,
 ■ Home
 ■ Away
 N Neutral

Average RPI Win:	334	WON-LOST	WINNING	LAST 10	STRENGTH OF	OPP. STRENGTH	TEAM	ADJ.	CONF.	ADJ CONF.
Average RPI Loss:	177	RECORD	PCT. RANK	GAMES	SCHEDULE	OF SCHEDULE	RPI	RPI	RPI	RPI
DIV. I ONLY	1- 19	344	1- 9	142	269	326	326	28	28	
DIV. I NON-CONF.	0- 11	335	0- 3	29	159	282	282	28	28	
TOTALS	RPI 1-25	RPI 26-50	W-L RECORDS	RPI 51-100	RPI 101-150	RPI 150+				
1- 19	0- 2	0- 2	OVERALL	0- 1	0- 2	1- 12				
1- 9	0- 0	0- 0	HOME	0- 0	0- 2	1- 7				
0- 7	0- 1	0- 1	AWAY	0- 0	0- 0	0- 5				
0- 3	0- 1	0- 1	NEUTRAL	0- 1	0- 0	0- 0				
0- 11	0- 2	0- 2	NON-CONFERENCE	0- 1	0- 1	0- 5				
0- 5	0- 0	0- 0	HOME	0- 0	0- 1	0- 4				
0- 3	0- 1	0- 1	AWAY	0- 0	0- 0	0- 1				
0- 3	0- 1	0- 1	NEUTRAL	0- 1	0- 0	0- 0				
1- 8	0- 0	0- 0	CONFERENCE	0- 0	0- 1	1- 7				
1- 4	0- 0	0- 0	HOME	0- 0	0- 1	1- 3				
0- 4	0- 0	0- 0	AWAY	0- 0	0- 0	0- 4				
0- 0	0- 0	0- 0	NEUTRAL	0- 0	0- 0	0- 0				

RPI 1-25				RPI 26-50				RPI 51-100				RPI 101+ Team's RPI: 326			
RPI	S	Opponent	Score	RPI	S	Opponent	Score	RPI	S	Opponent	Score	RPI	S	Opponent	Score
5	A	Baylor	32 140	27	A	Ohio St.	48 88	81	N	Gonzaga	41 71	115	H	Mercer	48 71
7	N	Florida St.	35 98	34	N	Michigan	39 76					123	H	Radford	50 60
												178	A	ETSU	45 62
												180	H	Col. of Charleston	64 95
												189	H	Akron	59 80
												214	H	UNC Asheville	53 68
												226	A	Campbell	32 61
												240	H	Presbyterian	39 78
												257	H	Tennessee Tech	50 73
												271	A	Liberty	51 80
												280	H	Gardner-Webb	54 89
												282	A	Charleston So.	52 71
												306	A	High Point	43 88
												334	H	Longwood	78 72
												340	H	South Carolina St.	55 63
LAST 12 Division I GAMES:															
280	H	Gardner-Webb	54 89	214	H	UNC Asheville	53 68								
271	A	Liberty	51 80	123	H	Radford	50 60								
334	H	Longwood	78 72	306	A	High Point	43 88								
240	H	Presbyterian	39 78	27	A	Ohio St.	48 88								
226	A	Campbell	32 61	115	H	Mercer	48 71								
282	A	Charleston So.	52 71	5	A	Baylor	32 140								

Non-Div I Games: N.C. Wesleyan 89 40

Winthrop

■ Loss,
 ■ Non-Conf,
 ■ S Site,
 ■ H Home
 ■ A Away
 N Neutral

Average RPI Win:	217	WON-LOST	WINNING	LAST 10	STRENGTH OF	OPP. STRENGTH	TEAM	ADJ.	CONF.	ADJ CONF.
Average RPI Loss:	93	RECORD	PCT. RANK	GAMES	SCHEDULE	OF SCHEDULE	RPI	RPI	RPI	RPI
DIV. I ONLY	5- 17	304	1- 9	52	96	206	206	6	6	
DIV. I NON-CONF.	5- 8	218	2- 1	90	223	188	188	6	6	
TOTALS	RPI 1-25	RPI 26-50	W-L RECORDS	RPI 51-100	RPI 101-150	RPI 150+				
5- 17	0- 0	1- 5	OVERALL	0- 7	0- 1	4- 4				
2- 9	0- 0	0- 3	HOME	0- 4	0- 0	2- 2				
2- 7	0- 0	1- 2	AWAY	0- 3	0- 0	1- 2				
1- 1	0- 0	0- 0	NEUTRAL	0- 0	0- 1	1- 0				
5- 8	0- 0	1- 1	NON-CONFERENCE	0- 3	0- 1	4- 3				
2- 5	0- 0	0- 1	HOME	0- 2	0- 0	2- 2				
2- 2	0- 0	1- 0	AWAY	0- 1	0- 0	1- 1				
1- 1	0- 0	0- 0	NEUTRAL	0- 0	0- 1	1- 0				
0- 9	0- 0	0- 4	CONFERENCE	0- 4	0- 0	0- 1				
0- 4	0- 0	0- 2	HOME	0- 2	0- 0	0- 0				
0- 5	0- 0	0- 2	AWAY	0- 2	0- 0	0- 1				
0- 0	0- 0	0- 0	NEUTRAL	0- 0	0- 0	0- 0				

RPI S	Opponent	Score	RPI S	Opponent	Score	RPI S	Opponent	Score	RPI S	Opponent	Score	Team's RPI: 206
			27 A	Ohio St.	61 70	52 H	Indiana	54 78	103 N	Ole Miss	44 69	
			32 A	Green Bay	54 53	56 A	Minnesota	60 88	163 A	Milwaukee	63 80	
			34 H	Michigan	56 73	72 H	North Carolina	59 72	187 A	Rutgers	52 68	
			39 H	Marquette	75 81	73 H	Dayton	64 83	198 H	Idaho St.	35 42	
			41 A	Northwestern	43 63	80 A	Charlotte	48 63	220 H	Saint Francis (PA)	100 103	
			47 H	Michigan St.	57 81	96 H	Purdue	57 79	225 H	Butler	60 55	
						98 A	Penn St.	46 76	232 N	Tennessee St.	80 70	
									277 H	Mississippi Val.	103 61	
									317 A	Illinois St.	64 46	
LAST 12 Division I GAMES:												
41 A	Northwestern	43 63	56 A	Minnesota	60 88							
52 H	Indiana	54 78	187 A	Rutgers	52 68							
47 H	Michigan St.	57 81	34 H	Michigan	56 73							
27 A	Ohio St.	61 70	32 A	Green Bay	54 53							
98 A	Penn St.	46 76	39 H	Marquette	75 81							
96 H	Purdue	57 79	277 H	Mississippi Val.	103 61							

Non-Div I Games:

Wisconsin

■ Loss,
■ Non-Conf,
■ S Site,
■ H Home
■ A Away
N Neutral

Average RPI Win: 284	WON-LOST	WINNING	LAST 10	STRENGTH OF	OPP. STRENGTH	TEAM	ADJ.	CONF.	ADJ CONF.
Average RPI Loss: 153	RECORD	PCT. RANK	GAMES	SCHEDULE	OF SCHEDULE	RPI	RPI	RPI	RPI
DIV. I ONLY	10- 11	187	3- 6	292	279	229	229	19	19
DIV. I NON-CONF.	8- 5	124	2- 1	310	303	175	175	22	22
TOTALS	RPI 1-25	RPI 26-50	W-L RECORDS	RPI 51-100	RPI 101-150	RPI 150+			
10- 11	0- 0	0- 1	OVERALL	0- 3	0- 1	10- 6			
5- 3	0- 0	0- 0	HOME	0- 1	0- 0	5- 2			
5- 6	0- 0	0- 1	AWAY	0- 0	0- 1	5- 4			
0- 2	0- 0	0- 0	NEUTRAL	0- 2	0- 0	0- 0			
8- 5	0- 0	0- 1	NON-CONFERENCE	0- 2	0- 0	8- 2			
3- 0	0- 0	0- 0	HOME	0- 0	0- 0	3- 0			
5- 3	0- 0	0- 1	AWAY	0- 0	0- 0	5- 2			
0- 2	0- 0	0- 0	NEUTRAL	0- 2	0- 0	0- 0			
2- 6	0- 0	0- 0	CONFERENCE	0- 1	0- 1	2- 4			
2- 3	0- 0	0- 0	HOME	0- 1	0- 0	2- 2			
0- 3	0- 0	0- 0	AWAY	0- 0	0- 1	0- 2			
0- 0	0- 0	0- 0	NEUTRAL	0- 0	0- 0	0- 0			

RPI S	Opponent	Score	RPI S	Opponent	Score	RPI S	Opponent	Score	RPI S	Opponent	Score	Team's RPI: 229
36	A North Carolina St.	40 80	64	N Florida	51 74	115	A Mercer	39 54	178	H ETSU	69 77	
			92	H Chattanooga	61 71	160	A Omaha	64 89	214	A UNC Asheville	65 84	
			95	N Jacksonville	60 66	217	A UNCW	71 67	231	A Samford	54 57	
						247	H Coastal Caro.	67 62	248	H Furman	49 69	
						252	A UNCG	61 67	252	H UNCG	54 48	
						280	H Gardner-Webb	75 66	282	A Charleston So.	59 45	
						285	A North Florida	79 60	297	H Western Caro.	68 59	
						298	A Kennesaw St.	78 49	340	H South Carolina St.	66 65	
						341	A N.C. Central	64 54				
LAST 12 Division I GAMES:												
252	A UNCG	61 67	252	H UNCG	54 48							
178	H ETSU	69 77	297	H Western Caro.	68 59							
92	H Chattanooga	61 71	298	A Kennesaw St.	78 49							
115	A Mercer	39 54	95	N Jacksonville	60 66							
231	A Samford	54 57	285	A North Florida	79 60							
248	H Furman	49 69	282	A Charleston So.	59 45							

Non-Div I Games: Montreat 71 30 Erskine 116 74

Wofford

Average RPI Win:	254	WON-LOST	WINNING	LAST 10	STRENGTH OF	OPP. STRENGTH	TEAM	ADJ.	CONF.	ADJ CONF.
Average RPI Loss:	98	RECORD	PCT. RANK	GAMES	SCHEDULE	OF SCHEDULE	RPI	RPI	RPI	RPI
DIV. I ONLY	15- 5	38	9- 1	317	165	136	136	20	20	
DIV. I NON-CONF.	6- 4	126	2- 0	345	89	238	238	20	20	
TOTALS	RPI 1-25	RPI 26-50	W-L RECORDS	RPI 51-100	RPI 101-150	RPI 150+				
15- 5	0- 0	0- 2	OVERALL	0- 0	0- 2	15- 1				
7- 1	0- 0	0- 0	HOME	0- 0	0- 1	7- 0				
8- 2	0- 0	0- 1	AWAY	0- 0	0- 0	8- 1				
0- 2	0- 0	0- 1	NEUTRAL	0- 0	0- 1	0- 0				
6- 4	0- 0	0- 1	NON-CONFERENCE	0- 0	0- 2	6- 1				
3- 1	0- 0	0- 0	HOME	0- 0	0- 1	3- 0				
3- 1	0- 0	0- 0	AWAY	0- 0	0- 0	3- 1				
0- 2	0- 0	0- 1	NEUTRAL	0- 0	0- 1	0- 0				
9- 1	0- 0	0- 1	CONFERENCE	0- 0	0- 0	9- 0				
4- 0	0- 0	0- 0	HOME	0- 0	0- 0	4- 0				
5- 1	0- 0	0- 1	AWAY	0- 0	0- 0	5- 0				
0- 0	0- 0	0- 0	NEUTRAL	0- 0	0- 0	0- 0				

RPI S	Opponent	Score	RPI S	Opponent	Score	RPI S	Opponent	Score	RPI S	Opponent	Score	Team's RPI: 136
			32 A	Green Bay	41 62				112 H	Kent St.	69 79	
			43 N	Georgetown	60 67				122 N	Clemson	51 75	
									158 H	Detroit	77 69	
									163 A	Milwaukee	69 51	
									174 A	Oakland	73 61	
									174 H	Oakland	84 66	
									183 A	Illinois	72 76	
									192 H	Cleveland St.	84 63	
									212 H	Miami (OH)	65 57	
									257 A	Tennessee Tech	65 54	
									261 A	Northern Ky.	70 63	
									304 A	Eastern Ill.	71 61	
									309 H	Eastern Ky.	85 73	
									316 H	Fort Wayne	62 51	
									318 A	Ill.-Chicago	73 54	
									319 H	Youngstown St.	71 58	
									322 A	Valparaiso	65 52	
									329 A	Chicago St.	71 65	
LAST 12 Division I GAMES:												
174 H	Oakland	84 66	192 H	Cleveland St.	84 63							
158 H	Detroit	77 69	319 H	Youngstown St.	71 58							
322 A	Valparaiso	65 52	32 A	Green Bay	41 62							
318 A	Ill.-Chicago	73 54	163 A	Milwaukee	69 51							
174 A	Oakland	73 61	212 H	Miami (OH)	65 57							
261 A	Northern Ky.	70 63	316 H	Fort Wayne	62 51							

Non-Div I Games: Grace (IN) 87 56 Cincinnati Christia 85 61

Wright St.

Loss, Non-Conf, S Site, H Home A Away N Neutral

Average RPI Win:	215	WON-LOST	WINNING	LAST 10	STRENGTH OF	OPP. STRENGTH	TEAM	ADJ.	CONF.	ADJ CONF.
Average RPI Loss:	74	RECORD	PCT. RANK	GAMES	SCHEDULE	OF SCHEDULE	RPI	RPI	RPI	RPI
DIV. I ONLY	14- 5	49	8- 2	220	127	93	93	13	13	
DIV. I NON-CONF.	6- 3	97	2- 0	262	161	147	147	15	15	
TOTALS	RPI 1-25	RPI 26-50	W-L RECORDS	RPI 51-100	RPI 101-150	RPI 150+				
14- 5	0- 0	0- 2	OVERALL	3- 2	1- 1	10- 0				
9- 1	0- 0	0- 0	HOME	2- 0	1- 1	6- 0				
5- 4	0- 0	0- 2	AWAY	1- 2	0- 0	4- 0				
0- 0	0- 0	0- 0	NEUTRAL	0- 0	0- 0	0- 0				
6- 3	0- 0	0- 2	NON-CONFERENCE	2- 0	0- 1	4- 0				
4- 1	0- 0	0- 0	HOME	1- 0	0- 1	3- 0				
2- 2	0- 0	0- 2	AWAY	1- 0	0- 0	1- 0				
0- 0	0- 0	0- 0	NEUTRAL	0- 0	0- 0	0- 0				
8- 2	0- 0	0- 0	CONFERENCE	1- 2	1- 0	6- 0				
5- 0	0- 0	0- 0	HOME	1- 0	1- 0	3- 0				
3- 2	0- 0	0- 0	AWAY	0- 2	0- 0	3- 0				
0- 0	0- 0	0- 0	NEUTRAL	0- 0	0- 0	0- 0				

RPI S	Opponent	Score	RPI S	Opponent	Score	RPI S	Opponent	Score	RPI S	Opponent	Score
29	A Drake	50 63	47	A Michigan St.	51 63	66	H South Dakota	69 62	144	H Idaho	71 74
						75	A Boise St.	54 64	150	H New Mexico	68 52
						76	A UNLV	46 51	175	H Fresno St.	70 48
						76	H UNLV	79 57	194	H San Jose St.	89 60
						78	A Colorado	82 75	210	A Utah St.	71 48
									224	H San Diego St.	80 67
									265	H Southern Utah	68 48
									289	A Nevada	72 59
									296	H Denver	59 49
									315	A Air Force	66 54
									332	A Montana	67 42
									338	H Cal St. Fullerton	61 26
LAST 12 Division I GAMES:											
224	H San Diego St.	80 67	210	A Utah St.	71 48						
75	A Boise St.	54 64	175	H Fresno St.	70 48						
76	A UNLV	46 51	76	H UNLV	79 57						
150	H New Mexico	68 52	315	A Air Force	66 54						
194	H San Jose St.	89 60	78	A Colorado	82 75						
289	A Nevada	72 59	332	A Montana	67 42						

Non-Div I Games: Adams St. 79 40 Chadron St. 74 50

Wyoming

Loss, Non-Conf, S Site, H Home A Away N Neutral

Average RPI Win:	228	WON-LOST	WINNING	LAST 10	STRENGTH OF	OPP. STRENGTH	TEAM	ADJ.	CONF.	ADJ CONF.
Average RPI Loss:	80	RECORD	PCT. RANK	GAMES	SCHEDULE	OF SCHEDULE	RPI	RPI	RPI	RPI
DIV. I ONLY	10- 12	200	1- 9	134	95	177	177	7	7	
DIV. I NON-CONF.	8- 3	67	1- 0	224	250	121	121	7	7	
TOTALS	RPI 1-25	RPI 26-50	W-L RECORDS	RPI 51-100	RPI 101-150	RPI 150+				
10- 12	0- 3	1- 2	OVERALL	0- 4	0- 1	9- 2				
7- 4	0- 0	1- 1	HOME	0- 2	0- 0	6- 1				
2- 6	0- 2	0- 1	AWAY	0- 2	0- 0	2- 1				
1- 2	0- 1	0- 0	NEUTRAL	0- 0	0- 1	1- 0				
8- 3	0- 1	1- 0	NON-CONFERENCE	0- 1	0- 1	7- 0				
6- 0	0- 0	1- 0	HOME	0- 0	0- 0	5- 0				
1- 1	0- 0	0- 0	AWAY	0- 1	0- 0	1- 0				
1- 2	0- 1	0- 0	NEUTRAL	0- 0	0- 1	1- 0				
2- 9	0- 2	0- 2	CONFERENCE	0- 3	0- 0	2- 2				
1- 4	0- 0	0- 1	HOME	0- 2	0- 0	1- 1				
1- 5	0- 2	0- 1	AWAY	0- 1	0- 0	1- 1				
0- 0	0- 0	0- 0	NEUTRAL	0- 0	0- 0	0- 0				

RPI	S	Opponent	Score	RPI	S	Opponent	Score	RPI	S	Opponent	Score	RPI	S	Opponent	Score	Team's RPI: 177
15	A	DePaul	69 85	34	H	Michigan	61 58	62	A	Wake Forest	45 58	120	N	Southern Miss.	59 73	
22	N	Oklahoma	69 81	39	A	Marquette	61 85	69	H	Villanova	47 72	155	A	Cincinnati	72 61	
23	A	Creighton	52 63	43	H	Georgetown	64 69	82	A	St. John's (NY)	55 64	157	A	Providence	54 51	
								82	H	St. John's (NY)	48 65	181	A	Seton Hall	62 71	
												181	H	Seton Hall	72 64	
												225	H	Butler	62 65	
												232	H	Tennessee St.	63 54	
												285	H	North Florida	83 46	
												286	H	Southeast Mo. St.	54 48	
												298	N	Kennesaw St.	75 52	
												313	H	Ark.-Pine Bluff	62 41	
												342	H	Delaware St.	86 53	
LAST 12 Division I GAMES:																
82	A	St. John's (NY)	55 64	225	H	Butler	62 65									
181	A	Seton Hall	62 71	181	H	Seton Hall	72 64									
69	H	Villanova	47 72	82	H	St. John's (NY)	48 65									
43	H	Georgetown	64 69	23	A	Creighton	52 63									
15	A	DePaul	69 85	157	A	Providence	54 51									
39	A	Marquette	61 85	298	N	Kennesaw St.	75 52									

Non-Div I Games:

Xavier

■ Loss,
■ Non-Conf,
■ S Site,
■ H Home
■ A Away
N Neutral

Average RPI Win:	246	WON-LOST	WINNING	LAST 10	STRENGTH OF	OPP. STRENGTH	TEAM	ADJ.	CONF.	ADJ CONF.
Average RPI Loss:	155	RECORD	PCT. RANK	GAMES	SCHEDULE	OF SCHEDULE	RPI	RPI	RPI	RPI
DIV. I ONLY	10- 8	137	4- 6	195	275	145	145	9	9	
DIV. I NON-CONF.	9- 4	85	5- 2	285	288	130	130	10	10	
TOTALS	RPI 1-25	RPI 26-50	W-L RECORDS	RPI 51-100	RPI 101-150	RPI 150+				
10- 8	0- 1	0- 0	OVERALL	1- 0	0- 2	9- 5				
4- 2	0- 0	0- 0	HOME	0- 0	0- 1	4- 1				
6- 6	0- 1	0- 0	AWAY	1- 0	0- 1	5- 4				
0- 0	0- 0	0- 0	NEUTRAL	0- 0	0- 0	0- 0				
9- 4	0- 1	0- 0	NON-CONFERENCE	1- 0	0- 0	8- 3				
3- 1	0- 0	0- 0	HOME	0- 0	0- 0	3- 1				
6- 3	0- 1	0- 0	AWAY	1- 0	0- 0	5- 2				
0- 0	0- 0	0- 0	NEUTRAL	0- 0	0- 0	0- 0				
1- 4	0- 0	0- 0	CONFERENCE	0- 0	0- 2	1- 2				
1- 1	0- 0	0- 0	HOME	0- 0	0- 1	1- 0				
0- 3	0- 0	0- 0	AWAY	0- 0	0- 1	0- 2				
0- 0	0- 0	0- 0	NEUTRAL	0- 0	0- 0	0- 0				

RPI 1-25				RPI 26-50				RPI 51-100				RPI 101+ Team's RPI: 145			
RPI	S	Opponent	Score	RPI	S	Opponent	Score	RPI	S	Opponent	Score	RPI	S	Opponent	Score
9	A	Stanford	44 102					91	A	New Hampshire	64 58	125	A	Penn	55 66
												142	H	Columbia	68 72
												167	H	Boston College	64 71
												169	A	Army West Point	55 59
												170	A	Brown	73 76
												170	H	Brown	73 51
												176	H	Albany (NY)	64 53
												197	H	Binghamton	57 48
												204	A	Princeton	62 74
												237	A	UC Santa Barbara	64 60
												251	A	Manhattan	57 63
												281	H	Vermont	77 48
												314	A	Holy Cross	71 70
												317	A	Illinois St.	59 45
												333	A	LIU Brooklyn	75 44
												345	A	Wagner	66 52
LAST 12 Division I GAMES:															
142	H	Columbia	68 72	9	A	Stanford	44 102	91	A	New Hampshire	64 58	167	H	Boston College	64 71
170	H	Brown	73 51	170	A	Brown	73 76	176	H	Albany (NY)	64 53	333	A	LIU Brooklyn	75 44
204	A	Princeton	62 74	125	A	Penn	55 66	345	A	Wagner	66 52				
237	A	UC Santa Barbara	64 60												

Non-Div I Games:

Yale

Average RPI Win:	263	WON-LOST	WINNING	LAST 10	STRENGTH OF	OPP. STRENGTH	TEAM	ADJ.	CONF.	ADJ CONF.
Average RPI Loss:	178	RECORD	PCT. RANK	GAMES	SCHEDULE	OF SCHEDULE	RPI	RPI	RPI	RPI
DIV. I ONLY	5- 15	293	3- 7	264	230	319	319	20	20	
DIV. I NON-CONF.	2- 7	284	0- 0	283	180	321	321	20	20	
TOTALS	RPI 1-25	RPI 26-50	W-L RECORDS	RPI 51-100	RPI 101-150	RPI 150+				
5- 15	0- 0	0- 1	OVERALL	0- 1	0- 3	5- 10				
4- 5	0- 0	0- 1	HOME	0- 1	0- 0	4- 3				
0- 10	0- 0	0- 0	AWAY	0- 0	0- 3	0- 7				
1- 0	0- 0	0- 0	NEUTRAL	0- 0	0- 0	1- 0				
2- 7	0- 0	0- 0	NON-CONFERENCE	0- 1	0- 2	2- 4				
1- 3	0- 0	0- 0	HOME	0- 1	0- 0	1- 2				
0- 4	0- 0	0- 0	AWAY	0- 0	0- 2	0- 2				
1- 0	0- 0	0- 0	NEUTRAL	0- 0	0- 0	1- 0				
3- 8	0- 0	0- 1	CONFERENCE	0- 0	0- 1	3- 6				
3- 2	0- 0	0- 1	HOME	0- 0	0- 0	3- 1				
0- 6	0- 0	0- 0	AWAY	0- 0	0- 1	0- 5				
0- 0	0- 0	0- 0	NEUTRAL	0- 0	0- 0	0- 0				

RPI 1-25				RPI 26-50				RPI 51-100				RPI 101+ Team's RPI: 319			
RPI	S	Opponent	Score	RPI	S	Opponent	Score	RPI	S	Opponent	Score	RPI	S	Opponent	Score
				32	H	Green Bay	51 84	99	H	Cornell	75 80	112	A	Kent St.	60 75
												133	A	Pittsburgh	50 63
												136	A	Wright St.	58 71
												158	A	Detroit	63 80
												163	H	Milwaukee	74 78
												174	A	Oakland	54 80
												185	H	American	64 77
												189	H	Akron	74 76
												192	A	Cleveland St.	68 71
												192	H	Cleveland St.	92 67
												220	H	Saint Francis (PA)	69 68
												230	A	Hawaii	50 72
												261	A	Northern Ky.	81 87
												263	N	Sacramento St.	102 94
												284	A	Northern Ariz.	49 70
												318	H	Ill.-Chicago	70 54
												322	A	Valparaiso	60 77
												322	H	Valparaiso	76 70
LAST 12 Division I GAMES:															
				322	A	Valparaiso	60 77	322	H	Valparaiso	76 70				
				163	H	Milwaukee	74 78	318	H	Ill.-Chicago	70 54				
				32	H	Green Bay	51 84	261	A	Northern Ky.	81 87				
				174	A	Oakland	54 80	136	A	Wright St.	58 71				
				158	A	Detroit	63 80	192	A	Cleveland St.	68 71				
				192	H	Cleveland St.	92 67	99	H	Cornell	75 80				

Non-Div I Games: Point Park 84 71 Tiffin 84 62

Youngstown St.