

Average RPI Win:	254	WON-LOST	WINNING	LAST 10	STRENGTH OF	OPP. STRENGTH	TEAM	ADJ.	CONF.	ADJ CONF.
Average RPI Loss:	176	RECORD	PCT. RANK	GAMES	SCHEDULE	OF SCHEDULE	RPI	RPI	RPI	RPI
DIV. I ONLY	9- 13	226	0- 1	207	305	244	244	25	25	
DIV. I NON-CONF.	2- 5	264	0- 0	201	302	275	275	23	23	
TOTALS	RPI 1-25	RPI 26-50	W-L RECORDS	RPI 51-100	RPI 101-150	RPI 150+				
9- 13	0- 0	0- 0	OVERALL	1- 2	0- 2	8- 9				
5- 5	0- 0	0- 0	HOME	1- 1	0- 1	4- 3				
3- 7	0- 0	0- 0	AWAY	0- 1	0- 1	3- 5				
1- 1	0- 0	0- 0	NEUTRAL	0- 0	0- 0	1- 1				
2- 5	0- 0	0- 0	NON-CONFERENCE	0- 0	0- 2	2- 3				
0- 3	0- 0	0- 0	HOME	0- 0	0- 1	0- 2				
1- 1	0- 0	0- 0	AWAY	0- 0	0- 1	1- 0				
1- 1	0- 0	0- 0	NEUTRAL	0- 0	0- 0	1- 1				
7- 8	0- 0	0- 0	CONFERENCE	1- 2	0- 0	6- 6				
5- 2	0- 0	0- 0	HOME	1- 1	0- 0	4- 1				
2- 6	0- 0	0- 0	AWAY	0- 1	0- 0	2- 5				
0- 0	0- 0	0- 0	NEUTRAL	0- 0	0- 0	0- 0				

RPI S	Opponent	Score	RPI S	Opponent	Score	RPI S	Opponent	Score	RPI S	Opponent	Score	Team's RPI: 244
						62	A Lamar University	58 76	133	H New Mexico St.	65 67	
						62	H Lamar University	47 72	144	A Texas Tech	61 78	
						79	H SFA	46 44	159	A Abilene Christian	55 72	
									159	H Abilene Christian	68 72	
									166	H Texas St.	53 60	
									173	A Nicholls St.	55 85	
									185	A Sam Houston St.	59 61	
									185	H Sam Houston St.	76 61	
									207	N Prairie View	59 67	
									235	A UTRGV	59 49	
									235	H UTRGV	57 70	
									261	N Louisiana	64 63	
									270	A Central Ark.	73 65	
									291	A New Orleans	54 56	
									291	H New Orleans	57 51	
									304	H Incarnate Word	57 49	
									306	A Southeastern La.	45 56	
									328	H Northwestern St.	79 55	
									337	A Houston Baptist	70 56	
LAST 12 Division I GAMES:												
159	A	Abilene Christian	55	72	306	A	Southeastern La.	45	56			
62	H	Lamar University	47	72	337	A	Houston Baptist	70	56			
79	H	SFA	46	44	159	H	Abilene Christian	68	72			
291	A	New Orleans	54	56	173	A	Nicholls St.	55	85			
185	A	Sam Houston St.	59	61	291	H	New Orleans	57	51			
304	H	Incarnate Word	57	49	185	H	Sam Houston St.	76	61			

Non-Div I Games: UNKNOWN 78 40 Schreiner 64 34 Tex. A&M Int'l 84 36 Texas Lutheran 73 49 A&M-Corpus Christi

Loss, Non-Conf, S Site, H Home A Away N Neutral

Average RPI Win:	261	WON-LOST	WINNING	LAST 10	STRENGTH OF	OPP. STRENGTH	TEAM	ADJ.	CONF.	ADJ CONF.
Average RPI Loss:	137	RECORD	PCT. RANK	GAMES	SCHEDULE	OF SCHEDULE	RPI	RPI	RPI	RPI
DIV. I ONLY	14- 8	102	1- 0	253	279	159	159	25	25	
DIV. I NON-CONF.	3- 4	199	0- 0	118	166	120	120	23	23	
TOTALS	RPI 1-25	RPI 26-50	W-L RECORDS	RPI 51-100	RPI 101-150	RPI 150+				
14- 8	0- 0	0- 0	OVERALL	0- 4	1- 2	13- 2				
5- 4	0- 0	0- 0	HOME	0- 3	0- 0	5- 1				
8- 4	0- 0	0- 0	AWAY	0- 1	1- 2	7- 1				
1- 0	0- 0	0- 0	NEUTRAL	0- 0	0- 0	1- 0				
3- 4	0- 0	0- 0	NON-CONFERENCE	0- 2	1- 2	2- 0				
0- 1	0- 0	0- 0	HOME	0- 1	0- 0	0- 0				
2- 3	0- 0	0- 0	AWAY	0- 1	1- 2	1- 0				
1- 0	0- 0	0- 0	NEUTRAL	0- 0	0- 0	1- 0				
11- 4	0- 0	0- 0	CONFERENCE	0- 2	0- 0	11- 2				
5- 3	0- 0	0- 0	HOME	0- 2	0- 0	5- 1				
6- 1	0- 0	0- 0	AWAY	0- 0	0- 0	6- 1				
0- 0	0- 0	0- 0	NEUTRAL	0- 0	0- 0	0- 0				

RPI 1-25				RPI 26-50				RPI 51-100				RPI 101+ Team's RPI: 159					
RPI	S	Opponent	Score	RPI	S	Opponent	Score	RPI	S	Opponent	Score	RPI	S	Opponent	Score		
								62	H	Lamar University	60	63	133	A	New Mexico St.	58	46
								70	A	FGCU	65	81	144	A	Texas Tech	54	105
								79	H	SFA	55	71	150	A	Tulsa	63	75
								99	H	Arkansas	68	80	173	H	Nicholls St.	76	66
													185	A	Sam Houston St.	91	79
													185	H	Sam Houston St.	63	72
													242	N	Texas Southern	81	39
													244	A	A&M-Corpus Christi	72	68
													244	H	A&M-Corpus Christi	72	55
													270	H	Central Ark.	77	70
													280	A	UTEP	70	69
													291	A	New Orleans	59	52
													304	A	Incarnate Word	71	50
													306	A	Southeastern La.	71	74
													306	H	Southeastern La.	86	66
													323	H	McNeese	109	52
													328	A	Northwestern St.	72	63
													337	A	Houston Baptist	72	62
LAST 12 Division I GAMES:																	
				244	H	A&M-Corpus Christi	72	55	244	A	A&M-Corpus Christi	72	68				
				306	H	Southeastern La.	86	66	270	H	Central Ark.	77	70				
				304	A	Incarnate Word	71	50	79	H	SFA	55	71				
				173	H	Nicholls St.	76	66	328	A	Northwestern St.	72	63				
				185	H	Sam Houston St.	63	72	337	A	Houston Baptist	72	62				
				62	H	Lamar University	60	63	306	A	Southeastern La.	71	74				

Non-Div I Games: Eastern N.M. 78 46 Southwest (NM) 90 47 Howard Payne 98 43 Schreiner 90 43 Abilene Christian

Air Force

Through Games Of Feb. 28, 2019

Average RPI Win:	253	WON-LOST	WINNING	LAST 10	STRENGTH OF	OPP. STRENGTH	TEAM	ADJ.	CONF.	ADJ CONF.
Average RPI Loss:	157	RECORD	PCT. RANK	GAMES	SCHEDULE	OF SCHEDULE	RPI	RPI	RPI	RPI
DIV. I ONLY	7- 18	286	0- 1	228	157	294	294	15	15	
DIV. I NON-CONF.	3- 7	256	0- 0	134	236	226	226	13	13	
TOTALS	RPI 1-25	RPI 26-50	W-L RECORDS	RPI 51-100	RPI 101-150	RPI 150+				
7- 18	0- 1	0- 0	OVERALL	1- 4	0- 2	6- 11				
6- 5	0- 0	0- 0	HOME	1- 1	0- 0	5- 4				
1- 13	0- 1	0- 0	AWAY	0- 3	0- 2	1- 7				
0- 0	0- 0	0- 0	NEUTRAL	0- 0	0- 0	0- 0				
3- 7	0- 1	0- 0	NON-CONFERENCE	1- 0	0- 2	2- 4				
2- 2	0- 0	0- 0	HOME	1- 0	0- 0	1- 2				
1- 5	0- 1	0- 0	AWAY	0- 0	0- 2	1- 2				
0- 0	0- 0	0- 0	NEUTRAL	0- 0	0- 0	0- 0				
4- 11	0- 0	0- 0	CONFERENCE	0- 4	0- 0	4- 7				
4- 3	0- 0	0- 0	HOME	0- 1	0- 0	4- 2				
0- 8	0- 0	0- 0	AWAY	0- 3	0- 0	0- 5				
0- 0	0- 0	0- 0	NEUTRAL	0- 0	0- 0	0- 0				

RPI	S	Opponent	Score	RPI	S	Opponent	Score	RPI	S	Opponent	Score	RPI	S	Opponent	Score	Team's RPI: 294
5	A	Oregon	36 82					52	A	New Mexico	57 78	105	A	Minnesota	50 67	
								54	A	Wyoming	60 80	115	A	Northeastern	41 54	
								56	A	Boise St.	48 79	156	A	Denver	66 92	
								91	H	Fresno St.	70 77	184	A	Utah St.	55 64	
								100	H	Northern Colo.	69 57	184	H	Utah St.	44 48	
												186	A	Portland	60 79	
												196	H	George Mason	71 78	
												200	A	UNLV	56 66	
												200	H	UNLV	47 62	
												225	H	Nevada	79 74	
												228	H	Navy	47 54	
												241	A	San Diego St.	61 70	
												241	H	San Diego St.	75 66	
												271	A	Colorado St.	48 55	
												271	H	Colorado St.	63 48	
												282	A	Army West Point	71 60	
												303	A	San Jose St.	60 73	
												303	H	San Jose St.	88 77	
												347	H	Fairleigh Dickinson	85 37	
LAST 12 Division I GAMES:																
303	A	San Jose St.	60 73	241	H	San Diego St.	75 66									
91	H	Fresno St.	70 77	303	H	San Jose St.	88 77									
184	A	Utah St.	55 64	56	A	Boise St.	48 79									
200	H	UNLV	47 62	225	H	Nevada	79 74									
54	A	Wyoming	60 80	200	A	UNLV	56 66									
271	A	Colorado St.	48 55	241	A	San Diego St.	61 70									

Non-Div I Games: Western St. 72 54

Air Force

■ Loss,
 ■ Non-Conf, S Site,
 ■ Home
 ■ Away
 N Neutral

Average RPI Win: 233	WON-LOST	WINNING	LAST 10	STRENGTH OF	OPP. STRENGTH	TEAM	ADJ.	CONF.	ADJ CONF.
Average RPI Loss: 88	RECORD	PCT. RANK	GAMES	SCHEDULE	OF SCHEDULE	RPI	RPI	RPI	RPI
DIV. I ONLY	15- 10	117	1- 0	196	123	141	141	7	7
DIV. I NON-CONF.	8- 2	52	0- 0	310	279	149	149	9	9
TOTALS	RPI 1-25	RPI 26-50	W-L RECORDS	RPI 51-100	RPI 101-150	RPI 150+			
15- 10	0- 1	1- 4	OVERALL	1- 2	0- 1	13- 2			
8- 3	0- 0	1- 2	HOME	1- 0	0- 0	6- 1			
3- 7	0- 1	0- 2	AWAY	0- 2	0- 1	3- 1			
4- 0	0- 0	0- 0	NEUTRAL	0- 0	0- 0	4- 0			
8- 2	0- 0	0- 1	NON-CONFERENCE	0- 0	0- 1	8- 0			
3- 1	0- 0	0- 1	HOME	0- 0	0- 0	3- 0			
1- 1	0- 0	0- 0	AWAY	0- 0	0- 1	1- 0			
4- 0	0- 0	0- 0	NEUTRAL	0- 0	0- 0	4- 0			
7- 8	0- 1	1- 3	CONFERENCE	1- 2	0- 0	5- 2			
5- 2	0- 0	1- 1	HOME	1- 0	0- 0	3- 1			
2- 6	0- 1	0- 2	AWAY	0- 2	0- 0	2- 1			
0- 0	0- 0	0- 0	NEUTRAL	0- 0	0- 0	0- 0			

RPI 1-25				RPI 26-50				RPI 51-100				RPI 101+ Team's RPI: 141			
RPI	S	Opponent	Score	RPI	S	Opponent	Score	RPI	S	Opponent	Score	RPI	S	Opponent	Score
24	A	Central Mich.	71 94	36	A	Buffalo	72 91	77	A	Kent St.	58 73	119	A	Youngstown St.	61 72
				36	H	Buffalo	70 59	88	H	Toledo	70 64	193	A	N.C. A&T	49 36
				39	A	Ohio	70 92	97	A	Northern Ill.	59 70	199	A	Eastern Mich.	60 67
				45	H	Miami (OH)	61 67					199	H	Eastern Mich.	60 72
				49	H	Butler	47 63					208	H	Ball St.	91 61
												223	A	Bowling Green	83 73
												223	H	Bowling Green	74 71
												240	N	Northern Ky.	77 60
												259	H	St. Bonaventure	67 58
												268	A	Western Mich.	72 59
												268	H	Western Mich.	69 62
												278	H	Canisius	62 53
												279	N	Jackson St.	74 57
												280	N	UTEP	64 57
												313	N	Oakland	85 65
												332	H	Eastern Ky.	63 54
LAST 12 Division I GAMES:															
223	A	Bowling Green	83 73	39	A	Ohio	70 92								
36	H	Buffalo	70 59	77	A	Kent St.	58 73								
199	A	Eastern Mich.	60 67	88	H	Toledo	70 64								
45	H	Miami (OH)	61 67	36	A	Buffalo	72 91								
208	H	Ball St.	91 61	97	A	Northern Ill.	59 70								
268	H	Western Mich.	69 62	199	H	Eastern Mich.	60 72								

Non-Div I Games: Malone 63 44

Akron

■ Loss,
 ■ Non-Conf, S Site,
 ■ Home
 ■ Away
 N Neutral

Alabama

Through Games Of Feb. 28, 2019

Average RPI Win:	180	WON-LOST	WINNING	LAST 10	STRENGTH OF	OPP. STRENGTH	TEAM	ADJ.	CONF.	ADJ CONF.
Average RPI Loss:	76	RECORD	PCT. RANK	GAMES	SCHEDULE	OF SCHEDULE	RPI	RPI	RPI	RPI
DIV. I ONLY	13- 15	195	0- 1	78	67	153	153	5	5	
DIV. I NON-CONF.	8- 5	119	0- 1	145	142	139	139	5	5	
TOTALS	RPI 1-25	RPI 26-50	W-L RECORDS	RPI 51-100	RPI 101-150	RPI 150+				
13- 15	0- 5	0- 2	OVERALL	3- 5	1- 1	9- 2				
9- 6	0- 2	0- 1	HOME	2- 3	0- 0	7- 0				
3- 6	0- 2	0- 1	AWAY	1- 2	0- 0	2- 1				
1- 3	0- 1	0- 0	NEUTRAL	0- 0	1- 1	0- 1				
8- 5	0- 1	0- 0	NON-CONFERENCE	1- 2	1- 1	6- 1				
6- 1	0- 0	0- 0	HOME	1- 1	0- 0	5- 0				
1- 1	0- 0	0- 0	AWAY	0- 1	0- 0	1- 0				
1- 3	0- 1	0- 0	NEUTRAL	0- 0	1- 1	0- 1				
5- 10	0- 4	0- 2	CONFERENCE	2- 3	0- 0	3- 1				
3- 5	0- 2	0- 1	HOME	1- 2	0- 0	2- 0				
2- 5	0- 2	0- 1	AWAY	1- 1	0- 0	1- 1				
0- 0	0- 0	0- 0	NEUTRAL	0- 0	0- 0	0- 0				

RPI S	Opponent	Score	RPI S	Opponent	Score	RPI S	Opponent	Score	RPI S	Opponent	Score	Team's RPI: 153
9	H Mississippi St.	49 65	50	A Auburn	38 77	53	H Clemson	76 56	101	N Virginia	64 52	
15	A South Carolina	59 62	50	H Auburn	56 66	60	A Utah	62 72	150	N Tulsa	73 80	
16	A Texas A&M	43 70				61	H LSU	56 62	164	H Tulane	69 58	
17	N Miami (FL)	74 101				65	H Tennessee	86 65	172	N Louisiana Tech	62 79	
21	H Kentucky	53 68				96	H South Alabama	67 72	179	A Vanderbilt	84 65	
						98	A Georgia	58 53	201	H Grambling	73 55	
						98	H Georgia	67 76	205	H Stetson	59 47	
						99	A Arkansas	61 72	209	A SMU	62 61	
									211	H Ole Miss	46 43	
									222	A Florida	55 57	
									222	H Florida	74 67	
									306	H Southeastern La.	88 40	
									328	H Northwestern St.	87 73	
LAST 12 Division I GAMES:												
172	N Louisiana Tech	62 79	222	A Florida	55 57							
211	H Ole Miss	46 43	9	H Mississippi St.	49 65							
98	H Georgia	67 76	98	A Georgia	58 53							
179	A Vanderbilt	84 65	99	A Arkansas	61 72							
50	A Auburn	38 77	61	H LSU	56 62							
21	H Kentucky	53 68	65	H Tennessee	86 65							

Non-Div I Games:

Alabama

■ Loss,
 ■ Non-Conf,
 ■ S Site,
 ■ H Home
 ■ A Away
 N Neutral

Average RPI Win: 303		WON-LOST	WINNING	LAST 10	STRENGTH OF	OPP. STRENGTH	TEAM	ADJ.	CONF.	ADJ CONF.
Average RPI Loss: 210		RECORD	PCT. RANK	GAMES	SCHEDULE	OF SCHEDULE	RPI	RPI	RPI	RPI
DIV. I ONLY		13- 12	164	1- 0	350	330	290	290	29	29
DIV. I NON-CONF.		5- 6	177	0- 0	308	325	263	263	28	28
TOTALS		RPI 1-25	RPI 26-50	W-L RECORDS	RPI 51-100	RPI 101-150	RPI 150+			
13- 12	0- 0		0- 0	OVERALL	0- 0	0- 2	13- 10			
6- 5	0- 0		0- 0	HOME	0- 0	0- 0	6- 5			
6- 7	0- 0		0- 0	AWAY	0- 0	0- 2	6- 5			
1- 0	0- 0		0- 0	NEUTRAL	0- 0	0- 0	1- 0			
5- 6	0- 0		0- 0	NON-CONFERENCE	0- 0	0- 2	5- 4			
2- 2	0- 0		0- 0	HOME	0- 0	0- 0	2- 2			
2- 4	0- 0		0- 0	AWAY	0- 0	0- 2	2- 2			
1- 0	0- 0		0- 0	NEUTRAL	0- 0	0- 0	1- 0			
8- 6	0- 0		0- 0	CONFERENCE	0- 0	0- 0	8- 6			
4- 3	0- 0		0- 0	HOME	0- 0	0- 0	4- 3			
4- 3	0- 0		0- 0	AWAY	0- 0	0- 0	4- 3			
0- 0	0- 0		0- 0	NEUTRAL	0- 0	0- 0	0- 0			

[illegible]

Non-Div I Games:

Alabama A&M

■ Loss, ■ Non-Conf, S Site, H Home A Away N Neutral

Average RPI Win:	300	WON-LOST	WINNING	LAST 10	STRENGTH OF	OPP. STRENGTH	TEAM	ADJ.	CONF.	ADJ CONF.
Average RPI Loss:	151	RECORD	PCT. RANK	GAMES	SCHEDULE	OF SCHEDULE	RPI	RPI	RPI	RPI
DIV. I ONLY	9- 15	246	0- 1	232	308	260	260	29	29	
DIV. I NON-CONF.	0- 10	336	0- 0	18	138	249	249	28	28	
TOTALS	RPI 1-25	RPI 26-50	W-L RECORDS	RPI 51-100	RPI 101-150	RPI 150+				
9- 15	0- 2	0- 2	OVERALL	0- 2	0- 1	9- 8				
5- 5	0- 1	0- 0	HOME	0- 0	0- 1	5- 3				
4- 10	0- 1	0- 2	AWAY	0- 2	0- 0	4- 5				
0- 0	0- 0	0- 0	NEUTRAL	0- 0	0- 0	0- 0				
0- 10	0- 2	0- 2	NON-CONFERENCE	0- 2	0- 1	0- 3				
0- 3	0- 1	0- 0	HOME	0- 0	0- 1	0- 1				
0- 7	0- 1	0- 2	AWAY	0- 2	0- 0	0- 2				
0- 0	0- 0	0- 0	NEUTRAL	0- 0	0- 0	0- 0				
9- 5	0- 0	0- 0	CONFERENCE	0- 0	0- 0	9- 5				
5- 2	0- 0	0- 0	HOME	0- 0	0- 0	5- 2				
4- 3	0- 0	0- 0	AWAY	0- 0	0- 0	4- 3				
0- 0	0- 0	0- 0	NEUTRAL	0- 0	0- 0	0- 0				

RPI 1-25				RPI 26-50				RPI 51-100				RPI 101+ Team's RPI: 260			
RPI	S	Opponent	Score	RPI	S	Opponent	Score	RPI	S	Opponent	Score	RPI	S	Opponent	Score
15	H	South Carolina	38 94	43	A	Georgia Tech	42 69	92	A	Troy	46 116	103	H	UAB	47 62
21	A	Kentucky	35 87	50	A	Auburn	50 83	96	A	South Alabama	65 77	173	A	Southern U.	52 62
												173	H	Southern U.	78 61
												175	A	North Ala.	42 68
												188	A	Xavier	58 87
												201	H	Grambling	72 80
												207	A	Prairie View	59 71
												242	A	Texas Southern	58 51
												279	H	Jackson St.	74 67
												281	H	Samford	51 60
												290	A	Alabama A&M	60 46
												290	H	Alabama A&M	57 65
												327	A	Mississippi Val.	62 64
												327	H	Mississippi Val.	73 67
												345	A	Ark.-Pine Bluff	58 56
												345	H	Ark.-Pine Bluff	73 52
												351	A	Alcorn	70 58
												351	H	Alcorn	76 63
LAST 12 Division I GAMES:															
173	A	Southern U.	52 62	242	A	Texas Southern	58 51								
351	A	Alcorn	70 58	173	H	Southern U.	78 61								
290	H	Alabama A&M	57 65	351	H	Alcorn	76 63								
327	H	Mississippi Val.	73 67	290	A	Alabama A&M	60 46								
345	H	Ark.-Pine Bluff	73 52	327	A	Mississippi Val.	62 64								
207	A	Prairie View	59 71	345	A	Ark.-Pine Bluff	58 56								

Non-Div I Games: Mobile 69 63

Alabama St.

■ Loss,
 ■ Non-Conf,
 ■ S Site,
 ■ Home
 ■ Away
 N Neutral

Albany (NY)

Through Games Of Feb. 28, 2019

Average RPI Win:	274	WON-LOST	WINNING	LAST 10	STRENGTH OF	OPP. STRENGTH	TEAM	ADJ.	CONF.	ADJ CONF.
Average RPI Loss:	181	RECORD	PCT. RANK	GAMES	SCHEDULE	OF SCHEDULE	RPI	RPI	RPI	RPI
DIV. I ONLY	12- 16	216	1- 0	278	274	245	245	23	23	
DIV. I NON-CONF.	3- 10	278	0- 0	259	274	292	292	25	25	
TOTALS	RPI 1-25	RPI 26-50	W-L RECORDS	RPI 51-100	RPI 101-150	RPI 150+				
12- 16	0- 0	0- 1	OVERALL	0- 3	0- 3	12- 9				
6- 6	0- 0	0- 0	HOME	0- 1	0- 1	6- 4				
6- 10	0- 0	0- 1	AWAY	0- 2	0- 2	6- 5				
0- 0	0- 0	0- 0	NEUTRAL	0- 0	0- 0	0- 0				
3- 10	0- 0	0- 1	NON-CONFERENCE	0- 1	0- 2	3- 6				
1- 4	0- 0	0- 0	HOME	0- 0	0- 1	1- 3				
2- 6	0- 0	0- 1	AWAY	0- 1	0- 1	2- 3				
0- 0	0- 0	0- 0	NEUTRAL	0- 0	0- 0	0- 0				
9- 6	0- 0	0- 0	CONFERENCE	0- 2	0- 1	9- 3				
5- 2	0- 0	0- 0	HOME	0- 1	0- 0	5- 1				
4- 4	0- 0	0- 0	AWAY	0- 1	0- 1	4- 2				
0- 0	0- 0	0- 0	NEUTRAL	0- 0	0- 0	0- 0				

RPI S	Opponent	Score	RPI S	Opponent	Score	RPI S	Opponent	Score	RPI S	Opponent	Score	Team's RPI: 245
26	A Rutgers	39 65	57	A Maine	65 76	113	A Hartford	35 82				
			57	H Maine	61 67	125	A South Fla.	37 74				
			81	A Purdue	41 53	129	H Marist	56 74				
						151	A Stony Brook	54 49				
						151	H Stony Brook	52 68				
						191	H Holy Cross	50 56				
						224	A Cornell	34 48				
						233	A Columbia	62 58				
						234	A Monmouth	56 64				
						250	A Binghamton	71 62				
						250	H Binghamton	61 56				
						262	A St. Francis Brooklyn	67 60				
						277	H Manhattan	60 54				
						278	H Canisius	42 48				
						283	A Vermont	39 52				
						283	H Vermont	65 40				
						309	A UMBC	60 69				
						309	H UMBC	64 44				
						314	A New Hampshire	78 53				
						314	H New Hampshire	59 41				
						318	H Central Conn. St.	53 60				
						321	A UMass Lowell	56 53				
						321	H UMass Lowell	63 56				
						326	A Lafayette	66 67				
LAST 12 Division I GAMES:												
314	A New Hampshire	78 53	250	A Binghamton	71 62							
309	A UMBC	60 69	314	H New Hampshire	59 41							
151	H Stony Brook	52 68	113	A Hartford	35 82							
57	H Maine	61 67	151	A Stony Brook	54 49							
321	A UMass Lowell	56 53	309	H UMBC	64 44							
283	H Vermont	65 40	321	H UMass Lowell	63 56							

Non-Div I Games:

Albany (NY)

■ Loss,
 ■ Non-Conf, S Site,
 ■ Home
 ■ Away
 N Neutral

Average RPI Win: 299	WON-LOST	WINNING	LAST 10	STRENGTH OF	OPP. STRENGTH	TEAM	ADJ.	CONF.	ADJ CONF.
Average RPI Loss: 242	RECORD	PCT. RANK	GAMES	SCHEDULE	OF SCHEDULE	RPI	RPI	RPI	RPI
DIV. I ONLY	3- 21	338	0- 1	347	343	351	351	29	29
DIV. I NON-CONF.	0- 9	336	0- 1	275	320	348	348	28	28
TOTALS	RPI 1-25	RPI 26-50	W-L RECORDS	RPI 51-100	RPI 101-150	RPI 150+			
3- 21	0- 0	0- 1	OVERALL	0- 0	0- 2	3- 18			
2- 9	0- 0	0- 0	HOME	0- 0	0- 0	2- 9			
1- 11	0- 0	0- 1	AWAY	0- 0	0- 1	1- 9			
0- 1	0- 0	0- 0	NEUTRAL	0- 0	0- 1	0- 0			
0- 9	0- 0	0- 1	NON-CONFERENCE	0- 0	0- 2	0- 6			
0- 2	0- 0	0- 0	HOME	0- 0	0- 0	0- 2			
0- 6	0- 0	0- 1	AWAY	0- 0	0- 1	0- 4			
0- 1	0- 0	0- 0	NEUTRAL	0- 0	0- 1	0- 0			
3- 12	0- 0	0- 0	CONFERENCE	0- 0	0- 0	3- 12			
2- 7	0- 0	0- 0	HOME	0- 0	0- 0	2- 7			
1- 5	0- 0	0- 0	AWAY	0- 0	0- 0	1- 5			
0- 0	0- 0	0- 0	NEUTRAL	0- 0	0- 0	0- 0			

RPI 1-25				RPI 26-50				RPI 51-100				RPI 101+ Team's RPI: 351			
RPI	S	Opponent	Score	RPI	S	Opponent	Score	RPI	S	Opponent	Score	RPI	S	Opponent	Score
				41	A	TCU	31 88					103	A	UAB	53 80
												133	N	New Mexico St.	64 82
												173	H	Southern U.	54 75
												183	A	Southern Miss.	47 66
												201	A	Grambling	56 61
												201	H	Grambling	63 79
												207	H	Prairie View	61 82
												242	H	Texas Southern	53 52
												260	A	Alabama St.	63 76
												260	H	Alabama St.	58 70
												270	H	Central Ark.	46 57
												279	A	Jackson St.	66 88
												279	H	Jackson St.	61 82
												280	A	UTEP	51 77
												290	A	Alabama A&M	69 87
												290	H	Alabama A&M	50 51
												306	H	Southeastern La.	59 77
												315	A	FIU	40 75
												327	A	Mississippi Val.	81 80
												327	H	Mississippi Val.	73 63
												328	A	Northwestern St.	65 78
												345	A	Ark.-Pine Bluff	57 66
												345	H	Ark.-Pine Bluff	57 59
LAST 12 Division I GAMES:															
				133	N	New Mexico St.	64 82					279	H	Jackson St.	61 82
				290	H	Alabama A&M	50 51					173	H	Southern U.	54 75
				260	H	Alabama St.	58 70					290	A	Alabama A&M	69 87
				345	A	Ark.-Pine Bluff	57 66					260	A	Alabama St.	63 76
				327	A	Mississippi Val.	81 80					345	H	Ark.-Pine Bluff	57 59
				201	H	Grambling	63 79					327	H	Mississippi Val.	73 63

Non-Div I Games:

Lane

58

70

Fisk

67

64

Rust

59

78

Alcorn

■ Loss,
 ■ Non-Conf,
 ■ S Site,
 ■ Home
 ■ A Away
 N Neutral

Average RPI Win: 231	WON-LOST	WINNING	LAST 10	STRENGTH OF	OPP. STRENGTH	TEAM	ADJ.	CONF.	ADJ CONF.
Average RPI Loss: 84	RECORD	PCT. RANK	GAMES	SCHEDULE	OF SCHEDULE	RPI	RPI	RPI	RPI
DIV. I ONLY	19- 8	63	1- 0	126	190	71	71	18	18
DIV. I NON-CONF.	4- 7	228	0- 0	66	78	163	163	21	21
TOTALS	RPI 1-25	RPI 26-50	W-L RECORDS	RPI 51-100	RPI 101-150	RPI 150+			
19- 8	0- 1	0- 2	OVERALL	0- 1	3- 3	16- 1			
10- 1	0- 0	0- 1	HOME	0- 0	2- 0	8- 0			
9- 5	0- 0	0- 1	AWAY	0- 0	1- 3	8- 1			
0- 2	0- 1	0- 0	NEUTRAL	0- 1	0- 0	0- 0			
4- 7	0- 1	0- 1	NON-CONFERENCE	0- 1	1- 3	3- 1			
3- 1	0- 0	0- 1	HOME	0- 0	1- 0	2- 0			
1- 4	0- 0	0- 0	AWAY	0- 0	0- 3	1- 1			
0- 2	0- 1	0- 0	NEUTRAL	0- 1	0- 0	0- 0			
15- 1	0- 0	0- 1	CONFERENCE	0- 0	2- 0	13- 0			
7- 0	0- 0	0- 0	HOME	0- 0	1- 0	6- 0			
8- 1	0- 0	0- 1	AWAY	0- 0	1- 0	7- 0			
0- 0	0- 0	0- 0	NEUTRAL	0- 0	0- 0	0- 0			

RPI 1-25				RPI 26-50				RPI 51-100				Team's RPI: 71	RPI 101+			
RPI	S	Opponent	Score	RPI	S	Opponent	Score	RPI	S	Opponent	Score		RPI	S	Opponent	Score
4	N	Stanford	49 71	39	H	Ohio	67 77	70	N	FGCU	71 90		101	A	Virginia	54 57
				48	A	Bucknell	56 71						126	A	High Point	61 66
													127	A	Penn St.	59 80
													140	A	Lehigh	61 53
													140	H	Lehigh	50 47
													150	H	Tulsa	68 52
													156	A	Denver	54 83
													157	A	Boston U.	64 51
													157	H	Boston U.	50 48
													191	A	Holy Cross	71 44
													191	H	Holy Cross	70 58
													196	H	George Mason	86 71
													228	A	Navy	58 45
													236	A	Hawaii	69 57
													246	A	Colgate	71 66
													246	H	Colgate	76 57
													282	A	Army West Point	75 62
													282	H	Army West Point	61 51
													296	A	Loyola Maryland	67 56
													296	H	Loyola Maryland	82 38
													309	H	UMBC	64 42
													326	A	Lafayette	67 57
													326	H	Lafayette	60 45
LAST 12 Division I GAMES:																
				191	A	Holy Cross	71 44					246	A	Colgate	71 66	
				326	A	Lafayette	67 57					191	H	Holy Cross	70 58	
				157	H	Boston U.	50 48					326	H	Lafayette	60 45	
				140	H	Lehigh	50 47					157	A	Boston U.	64 51	
				296	A	Loyola Maryland	67 56					140	A	Lehigh	61 53	
				282	A	Army West Point	75 62					296	H	Loyola Maryland	82 38	

Non-Div I Games:

American

■ Loss,
 ■ Non-Conf,
 ■ S Site,
 ■ Home
 ■ Away
 N Neutral

Appalachian St.

Through Games Of Feb. 28, 2019

Average RPI Win:	223	WON-LOST	WINNING	LAST 10	STRENGTH OF	OPP. STRENGTH	TEAM	ADJ.	CONF.	ADJ CONF.
Average RPI Loss:	113	RECORD	PCT. RANK	GAMES	SCHEDULE	OF SCHEDULE	RPI	RPI	RPI	RPI
DIV. I ONLY	14- 12	154	1- 0	140	169	149	149	12	12	
DIV. I NON-CONF.	6- 5	143	0- 0	173	167	129	129	14	14	
TOTALS	RPI 1-25	RPI 26-50	W-L RECORDS	RPI 51-100	RPI 101-150	RPI 150+				
14- 12	0- 1	0- 1	OVERALL	1- 5	0- 2	13- 3				
10- 3	0- 0	0- 0	HOME	1- 3	0- 0	9- 0				
4- 9	0- 1	0- 1	AWAY	0- 2	0- 2	4- 3				
0- 0	0- 0	0- 0	NEUTRAL	0- 0	0- 0	0- 0				
6- 5	0- 1	0- 1	NON-CONFERENCE	0- 1	0- 1	6- 1				
5- 0	0- 0	0- 0	HOME	0- 0	0- 0	5- 0				
1- 5	0- 1	0- 1	AWAY	0- 1	0- 1	1- 1				
0- 0	0- 0	0- 0	NEUTRAL	0- 0	0- 0	0- 0				
8- 7	0- 0	0- 0	CONFERENCE	1- 4	0- 1	7- 2				
5- 3	0- 0	0- 0	HOME	1- 3	0- 0	4- 0				
3- 4	0- 0	0- 0	AWAY	0- 1	0- 1	3- 2				
0- 0	0- 0	0- 0	NEUTRAL	0- 0	0- 0	0- 0				

RPI 1-25				RPI 26-50				RPI 51-100				RPI 101+ Team's RPI: 149			
RPI	S	Opponent	Score	RPI	S	Opponent	Score	RPI	S	Opponent	Score	RPI	S	Opponent	Score
15	A	South Carolina	50 80	43	A	Georgia Tech	53 71	53	A	Clemson	48 87	103	A	UAB	61 80
								75	H	Little Rock	59 74	132	A	Georgia St.	75 85
								85	A	UT Arlington	94 99	158	A	Davidson	81 78
								85	H	UT Arlington	65 72	162	A	Coastal Caro.	66 74
								92	H	Troy	72 83	162	H	Coastal Caro.	67 53
								96	H	South Alabama	71 63	166	A	Texas St.	62 49
												166	H	Texas St.	77 56
												180	H	Arkansas St.	75 67
												203	H	Marshall	74 52
												214	H	Elon	65 62
												248	A	ETSU	64 95
												261	A	Louisiana	55 73
												274	H	Wofford	94 70
												284	A	Ga. Southern	70 52
												289	H	Col. of Charleston	80 66
												298	H	UNC Greensboro	68 65
												316	A	La.-Monroe	80 58
												316	H	La.-Monroe	56 51
LAST 12 Division I GAMES:															
316	H	La.-Monroe	56 51	316	A	La.-Monroe	80 58								
284	A	Ga. Southern	70 52	261	A	Louisiana	55 73								
132	A	Georgia St.	75 85	75	H	Little Rock	59 74								
162	A	Coastal Caro.	66 74	180	H	Arkansas St.	75 67								
85	H	UT Arlington	65 72	162	H	Coastal Caro.	67 53								
166	H	Texas St.	77 56	166	A	Texas St.	62 49								

Non-Div I Games:

Appalachian St.

■ Loss,
 ■ Non-Conf, S Site,
 ■ Home
 ■ Away
 N Neutral

Arizona

Through Games Of Feb. 28, 2019

Average RPI Win:	182	WON-LOST	WINNING	LAST 10	STRENGTH OF	OPP. STRENGTH	TEAM	ADJ.	CONF.	ADJ CONF.
Average RPI Loss:	43	RECORD	PCT. RANK	GAMES	SCHEDULE	OF SCHEDULE	RPI	RPI	RPI	RPI
DIV. I ONLY	17- 10	103	0- 1	98	38	78	78	2	2	
DIV. I NON-CONF.	10- 1	17	0- 0	328	239	130	130	2	2	
TOTALS	RPI 1-25	RPI 26-50	W-L RECORDS	RPI 51-100	RPI 101-150	RPI 150+				
17- 10	1- 5	2- 2	OVERALL	1- 1	1- 2	12- 0				
11- 3	1- 1	2- 1	HOME	1- 0	1- 1	6- 0				
4- 7	0- 4	0- 1	AWAY	0- 1	0- 1	4- 0				
2- 0	0- 0	0- 0	NEUTRAL	0- 0	0- 0	2- 0				
10- 1	0- 0	0- 0	NON-CONFERENCE	0- 0	1- 1	9- 0				
6- 1	0- 0	0- 0	HOME	0- 0	1- 1	5- 0				
2- 0	0- 0	0- 0	AWAY	0- 0	0- 0	2- 0				
2- 0	0- 0	0- 0	NEUTRAL	0- 0	0- 0	2- 0				
7- 9	1- 5	2- 2	CONFERENCE	1- 1	0- 1	3- 0				
5- 2	1- 1	2- 1	HOME	1- 0	0- 0	1- 0				
2- 7	0- 4	0- 1	AWAY	0- 1	0- 1	2- 0				
0- 0	0- 0	0- 0	NEUTRAL	0- 0	0- 0	0- 0				

RPI S	Opponent	Score	RPI S	Opponent	Score	RPI S	Opponent	Score	RPI S	Opponent	Score
4	A Stanford	54 56	31	H UCLA	93 98	60	A Utah	64 80	108	H Loyola Marymount	64 66
4	H Stanford	48 78	38	A California	76 82	60	H Utah	66 55	109	H Idaho St.	71 46
5	A Oregon	60 93	38	H California	60 55				145	A Washington St.	88 90
19	A Arizona St.	47 60	42	H Southern California	71 68				155	A Washington	69 59
19	H Arizona St.	51 39							163	A Colorado	69 67
20	A Oregon St.	64 86							163	H Colorado	63 51
									168	H Montana	100 51
									186	N Portland	92 70
									241	A San Diego St.	69 60
									254	H Northern Ariz.	71 47
									275	A Long Beach St.	70 43
									280	H UTEP	62 40
									301	H South Carolina St.	73 32
									304	H Incarnate Word	84 42
									344	N Seattle U	84 54
LAST 12 Division I GAMES:											
38	A California	76 82	19	A Arizona St.	47 60						
4	A Stanford	54 56	31	H UCLA	93 98						
163	H Colorado	63 51	42	H Southern California	71 68						
60	H Utah	66 55	5	A Oregon	60 93						
145	A Washington St.	88 90	20	A Oregon St.	64 86						
155	A Washington	69 59	4	H Stanford	48 78						

Non-Div I Games:

Arizona

Loss, Non-Conf, S Site, H Home A Away N Neutral

Average RPI Win:	123	WON-LOST	WINNING	LAST 10	STRENGTH OF	OPP. STRENGTH	TEAM	ADJ.	CONF.	ADJ CONF.
Average RPI Loss:	21	RECORD	PCT. RANK	GAMES	SCHEDULE	OF SCHEDULE	RPI	RPI	RPI	RPI
DIV. I ONLY	18- 8	69	1- 0	10	8	19	19	2	2	
DIV. I NON-CONF.	9- 2	43	1- 0	53	11	26	26	2	2	
TOTALS	RPI 1-25	RPI 26-50	W-L RECORDS	RPI 51-100	RPI 101-150	RPI 150+				
18- 8	1- 5	3- 2	OVERALL	5- 1	3- 0	6- 0				
10- 3	0- 2	2- 1	HOME	3- 0	1- 0	4- 0				
6- 4	1- 2	0- 1	AWAY	2- 1	1- 0	2- 0				
2- 1	0- 1	1- 0	NEUTRAL	0- 0	1- 0	0- 0				
9- 2	0- 2	1- 0	NON-CONFERENCE	2- 0	2- 0	4- 0				
5- 1	0- 1	0- 0	HOME	1- 0	1- 0	3- 0				
2- 0	0- 0	0- 0	AWAY	1- 0	0- 0	1- 0				
2- 1	0- 1	1- 0	NEUTRAL	0- 0	1- 0	0- 0				
9- 6	1- 3	2- 2	CONFERENCE	3- 1	1- 0	2- 0				
5- 2	0- 1	2- 1	HOME	2- 0	0- 0	1- 0				
4- 4	1- 2	0- 1	AWAY	1- 1	1- 0	1- 0				
0- 0	0- 0	0- 0	NEUTRAL	0- 0	0- 0	0- 0				

RPI 1-25				Team's RPI: 19		RPI 26-50				RPI 51-100				RPI 101+										
RPI	S	Opponent	Score		RPI	S	Opponent	Score		RPI	S	Opponent	Score		RPI	S	Opponent	Score						
2	H	Baylor	59	65	31	H	UCLA	59	61	60	A	Utah	65	63	145	A	Washington St.	61	46					
3	N	Louisville	56	58	34	N	Kansas St.	65	51	60	H	Utah	60	58	146	N	Southern Ill.	82	38					
4	A	Stanford	50	71	38	A	California	60	69	78	A	Arizona	39	51	150	H	Tulsa	70	52					
4	H	Stanford	65	72	38	H	California	62	61	78	H	Arizona	60	47	163	A	Colorado	76	70					
5	A	Oregon	71	77	42	H	Southern California	68	59	91	H	Fresno St.	68	52	163	H	Colorado	66	49					
20	A	Oregon St.	79	76						99	A	Arkansas	88	85	172	H	Louisiana Tech	80	44					
																				173	H	Southern U.	69	47
																				271	A	Colorado St.	70	39
																				304	H	Incarnate Word	81	43
LAST 12 Division I GAMES:																								
150	H	Tulsa	70	52	78	H	Arizona	60	47															
4	A	Stanford	50	71	42	H	Southern California	68	59															
38	A	California	60	69	31	H	UCLA	59	61															
60	H	Utah	60	58	20	A	Oregon St.	79	76															
163	H	Colorado	66	49	5	A	Oregon	71	77															
145	A	Washington St.	61	46	38	H	California	62	61															

Non-Div I Games:

Arizona St.

■ Loss,
 ■ Non-Conf, S Site,
 ■ Home
 ■ Away
 N Neutral

Average RPI Win:	351	WON-LOST	WINNING	LAST 10	STRENGTH OF	OPP. STRENGTH	TEAM	ADJ.	CONF.	ADJ CONF.
Average RPI Loss:	220	RECORD	PCT. RANK	GAMES	SCHEDULE	OF SCHEDULE	RPI	RPI	RPI	RPI
DIV. I ONLY	2- 16	344	0- 1	325	345	345	345	29	29	
DIV. I NON-CONF.	0- 3	336	0- 0	26	110	266	266	28	28	
TOTALS	RPI 1-25	RPI 26-50	W-L RECORDS	RPI 51-100	RPI 101-150	RPI 150+				
2- 16	0- 1	0- 0	OVERALL	0- 0	0- 1	2- 14				
1- 6	0- 0	0- 0	HOME	0- 0	0- 0	1- 6				
1- 10	0- 1	0- 0	AWAY	0- 0	0- 1	1- 8				
0- 0	0- 0	0- 0	NEUTRAL	0- 0	0- 0	0- 0				
0- 3	0- 1	0- 0	NON-CONFERENCE	0- 0	0- 1	0- 1				
0- 0	0- 0	0- 0	HOME	0- 0	0- 0	0- 0				
0- 3	0- 1	0- 0	AWAY	0- 0	0- 1	0- 1				
0- 0	0- 0	0- 0	NEUTRAL	0- 0	0- 0	0- 0				
2- 13	0- 0	0- 0	CONFERENCE	0- 0	0- 0	2- 13				
1- 6	0- 0	0- 0	HOME	0- 0	0- 0	1- 6				
1- 7	0- 0	0- 0	AWAY	0- 0	0- 0	1- 7				
0- 0	0- 0	0- 0	NEUTRAL	0- 0	0- 0	0- 0				

RPI	S	Opponent	Score	RPI	S	Opponent	Score	RPI	S	Opponent	Score	RPI	S	Opponent	Score	Team's RPI: 345
20	A	Oregon St.	33 89									105	A	Minnesota	42 84	
												173	A	Southern U.	41 73	
												173	H	Southern U.	45 56	
												201	A	Grambling	57 77	
												207	A	Prairie View	46 79	
												207	H	Prairie View	41 80	
												242	A	Texas Southern	49 62	
												242	H	Texas Southern	58 59	
												247	A	Wichita St.	39 76	
												260	A	Alabama St.	52 73	
												260	H	Alabama St.	56 58	
												279	A	Jackson St.	41 60	
												290	A	Alabama A&M	54 60	
												290	H	Alabama A&M	52 78	
												327	H	Mississippi Val.	56 62	
												351	A	Alcorn	59 57	
												351	H	Alcorn	66 57	
LAST 12 Division I GAMES:																
290	A	Alabama A&M	54 60	279	A	Jackson St.	41 60									
207	A	Prairie View	46 79	201	A	Grambling	57 77									
242	A	Texas Southern	49 62	207	H	Prairie View	41 80									
351	H	Alcorn	66 57	242	H	Texas Southern	58 59									
173	H	Southern U.	45 56	351	A	Alcorn	59 57									
260	A	Alabama St.	52 73	173	A	Southern U.	41 73									

Non-Div I Games: LeMoyne-Owen 52 43 Paul Quinn 68 52 Philander Smith 48 53 Tougaloo 68 60 Ark.-Pine Bluff

Loss, Non-Conf, S Site, H Home A Away N Neutral

Arkansas

Through Games Of Feb. 28, 2019

Average RPI Win:	186	WON-LOST	WINNING	LAST 10	STRENGTH OF	OPP. STRENGTH	TEAM	ADJ.	CONF.	ADJ CONF.
Average RPI Loss:	47	RECORD	PCT. RANK	GAMES	SCHEDULE	OF SCHEDULE	RPI	RPI	RPI	RPI
DIV. I ONLY	17- 12	128	0- 1	81	65	99	99	5	5	
DIV. I NON-CONF.	11- 3	56	0- 0	136	130	57	57	5	5	
TOTALS	RPI 1-25	RPI 26-50	W-L RECORDS	RPI 51-100	RPI 101-150	RPI 150+				
17- 12	0- 5	0- 3	OVERALL	3- 3	1- 1	13- 0				
9- 6	0- 3	0- 2	HOME	1- 1	0- 0	8- 0				
6- 5	0- 2	0- 1	AWAY	2- 2	1- 0	3- 0				
2- 1	0- 0	0- 0	NEUTRAL	0- 0	0- 1	2- 0				
11- 3	0- 2	0- 0	NON-CONFERENCE	2- 0	1- 1	8- 0				
6- 1	0- 1	0- 0	HOME	1- 0	0- 0	5- 0				
3- 1	0- 1	0- 0	AWAY	1- 0	1- 0	1- 0				
2- 1	0- 0	0- 0	NEUTRAL	0- 0	0- 1	2- 0				
6- 9	0- 3	0- 3	CONFERENCE	1- 3	0- 0	5- 0				
3- 5	0- 2	0- 2	HOME	0- 1	0- 0	3- 0				
3- 4	0- 1	0- 1	AWAY	1- 2	0- 0	2- 0				
0- 0	0- 0	0- 0	NEUTRAL	0- 0	0- 0	0- 0				

RPI 1-25				RPI 26-50				RPI 51-100 Team's RPI: 99				RPI 101+			
RPI	S	Opponent	Score	RPI	S	Opponent	Score	RPI	S	Opponent	Score	RPI	S	Opponent	Score
9	H	Mississippi St.	69 93	27	A	Missouri	53 71	61	A	LSU	34 71	124	N	Pittsburgh	54 61
12	A	Iowa St.	82 91	27	H	Missouri	67 73	65	A	Tennessee	80 79	150	A	Tulsa	61 59
15	H	South Carolina	79 87	50	H	Auburn	72 75	85	A	UT Arlington	66 65	153	H	Alabama	72 61
19	H	Arizona St.	85 88					87	H	Nebraska	84 80	159	A	Abilene Christian	80 68
21	A	Kentucky	59 61					98	A	Georgia	83 93	161	H	Tennessee Tech	65 42
								98	H	Georgia	72 80	167	H	Oral Roberts	74 61
												179	H	Vanderbilt	83 62
												189	N	Wisconsin	69 68
												207	H	Prairie View	71 44
												211	A	Ole Miss	85 55
												211	H	Ole Miss	73 61
												222	A	Florida	83 73
												279	H	Jackson St.	76 57
												302	N	Tennessee St.	79 55
												328	H	Northwestern St.	98 53
LAST 12 Division I GAMES:															
27	H	Missouri	67 73	15	H	South Carolina	79 87								
211	H	Ole Miss	73 61	98	H	Georgia	72 80								
98	A	Georgia	83 93	222	A	Florida	83 73								
21	A	Kentucky	59 61	153	H	Alabama	72 61								
50	H	Auburn	72 75	65	A	Tennessee	80 79								
61	A	LSU	34 71	179	H	Vanderbilt	83 62								

Non-Div I Games:

Arkansas

■ Loss,
■ Non-Conf,
■ S Site,
■ H Home
■ A Away
N Neutral

Average RPI Win:	207	WON-LOST	WINNING	LAST 10	STRENGTH OF	OPP. STRENGTH	TEAM	ADJ.	CONF.	ADJ CONF.
Average RPI Loss:	108	RECORD	PCT. RANK	GAMES	SCHEDULE	OF SCHEDULE	RPI	RPI	RPI	RPI
DIV. I ONLY	10- 16	237	0- 1	74	138	180	180	12	12	
DIV. I NON-CONF.	5- 6	177	0- 0	162	111	177	177	14	14	
TOTALS	RPI 1-25	RPI 26-50	W-L RECORDS	RPI 51-100	RPI 101-150	RPI 150+				
10- 16	0- 1	0- 1	OVERALL	3- 6	1- 4	6- 4				
8- 5	0- 0	0- 0	HOME	2- 2	1- 1	5- 2				
2- 11	0- 1	0- 1	AWAY	1- 4	0- 3	1- 2				
0- 0	0- 0	0- 0	NEUTRAL	0- 0	0- 0	0- 0				
5- 6	0- 1	0- 1	NON-CONFERENCE	0- 1	1- 2	4- 1				
4- 1	0- 0	0- 0	HOME	0- 0	1- 0	3- 1				
1- 5	0- 1	0- 1	AWAY	0- 1	0- 2	1- 0				
0- 0	0- 0	0- 0	NEUTRAL	0- 0	0- 0	0- 0				
5- 10	0- 0	0- 0	CONFERENCE	3- 5	0- 2	2- 3				
4- 4	0- 0	0- 0	HOME	2- 2	0- 1	2- 1				
1- 6	0- 0	0- 0	AWAY	1- 3	0- 1	0- 2				
0- 0	0- 0	0- 0	NEUTRAL	0- 0	0- 0	0- 0				

RPI 1-25				RPI 26-50				RPI 51-100				RPI 101+ Team's RPI: 180			
RPI	S	Opponent	Score	RPI	S	Opponent	Score	RPI	S	Opponent	Score	RPI	S	Opponent	Score
16	A	Texas A&M	56 97	27	A	Missouri	50 70	63	A	Belmont	55 74	118	A	UT Martin	91 97
								75	A	Little Rock	55 68	128	A	Oklahoma St.	60 62
								75	H	Little Rock	62 58	132	H	Georgia St.	62 64
								85	A	UT Arlington	62 67	149	A	Appalachian St.	67 75
								85	H	UT Arlington	73 100	150	H	Tulsa	73 60
								92	A	Troy	79 87	162	A	Coastal Caro.	72 88
								92	H	Troy	89 100	166	A	Texas St.	54 68
								96	A	South Alabama	77 64	166	H	Texas St.	62 85
								96	H	South Alabama	69 58	172	H	Louisiana Tech	70 80
												206	H	Memphis	77 66
												261	H	Louisiana	87 75
												265	H	Murray St.	74 63
												280	A	UTEP	67 66
												316	H	La.-Monroe	64 54
												327	H	Mississippi Val.	60 57
LAST 12 Division I GAMES:															
132	H	Georgia St.	62 64	75	A	Little Rock	55 68								
75	H	Little Rock	62 58	162	A	Coastal Caro.	72 88								
85	A	UT Arlington	62 67	149	A	Appalachian St.	67 75								
166	A	Texas St.	54 68	166	H	Texas St.	62 85								
92	H	Troy	89 100	85	H	UT Arlington	73 100								
96	H	South Alabama	69 58	92	A	Troy	79 87								

Non-Div I Games:

Arkansas St.

■ Loss,
 ■ Non-Conf,
 ■ S Site,
 ■ H Home
 ■ A Away
 N Neutral

Army West Point

Through Games Of Feb. 28, 2019

Average RPI Win:	286	WON-LOST	WINNING	LAST 10	STRENGTH OF	OPP. STRENGTH	TEAM	ADJ.	CONF.	ADJ CONF.
Average RPI Loss:	165	RECORD	PCT. RANK	GAMES	SCHEDULE	OF SCHEDULE	RPI	RPI	RPI	RPI
DIV. I ONLY	10- 16	237	0- 1	292	258	282	282	18	18	
DIV. I NON-CONF.	4- 6	212	0- 0	317	321	297	297	21	21	
TOTALS	RPI 1-25	RPI 26-50	W-L RECORDS	RPI 51-100	RPI 101-150	RPI 150+				
10- 16	0- 0	0- 2	OVERALL	0- 2	0- 4	10- 8				
6- 7	0- 0	0- 1	HOME	0- 1	0- 3	6- 2				
4- 9	0- 0	0- 1	AWAY	0- 1	0- 1	4- 6				
0- 0	0- 0	0- 0	NEUTRAL	0- 0	0- 0	0- 0				
4- 6	0- 0	0- 1	NON-CONFERENCE	0- 0	0- 2	4- 3				
2- 3	0- 0	0- 0	HOME	0- 0	0- 2	2- 1				
2- 3	0- 0	0- 1	AWAY	0- 0	0- 0	2- 2				
0- 0	0- 0	0- 0	NEUTRAL	0- 0	0- 0	0- 0				
6- 10	0- 0	0- 1	CONFERENCE	0- 2	0- 2	6- 5				
4- 4	0- 0	0- 1	HOME	0- 1	0- 1	4- 1				
2- 6	0- 0	0- 0	AWAY	0- 1	0- 1	2- 4				
0- 0	0- 0	0- 0	NEUTRAL	0- 0	0- 0	0- 0				

RPI 1-25				RPI 26-50				RPI 51-100				RPI 101+				Team's RPI: 282
RPI	S	Opponent	Score	RPI	S	Opponent	Score	RPI	S	Opponent	Score	RPI	S	Opponent	Score	
				41	A	TCU	38 63	71	A	American	51 61	104	H	St. John's (NY)	49 60	
				48	H	Bucknell	52 66	71	H	American	62 75	116	H	Yale	51 62	
												140	A	Lehigh	46 55	
												140	H	Lehigh	50 73	
												157	A	Boston U.	51 63	
												191	A	Holy Cross	39 58	
												191	H	Holy Cross	60 53	
												228	A	Navy	60 48	
												228	H	Navy	55 52	
												233	A	Columbia	49 70	
												246	A	Colgate	80 85	
												246	H	Colgate	58 70	
												250	A	Binghamton	47 60	
												262	H	St. Francis Brooklyn	69 57	
												294	H	Air Force	60 71	
												296	A	Loyola Maryland	51 70	
												296	H	Loyola Maryland	69 57	
												310	A	Wagner	61 46	
												326	A	Lafayette	64 40	
												326	H	Lafayette	65 50	
LAST 12 Division I GAMES:																
				246	A	Colgate	80 85	296	A	Loyola Maryland	51 70	346	A	LIU Brooklyn	57 42	
				140	A	Lehigh	46 55	246	H	Colgate	58 70	347	H	Fairleigh Dickinson	62 40	
				191	H	Holy Cross	60 53	140	H	Lehigh	50 73					
				228	A	Navy	60 48	191	A	Holy Cross	39 58					
				326	A	Lafayette	64 40	228	H	Navy	55 52					
				71	H	American	62 75	326	H	Lafayette	65 50					

Non-Div I Games: Connecticut Col. 74 48

Army West Point

Loss, Non-Conf, S Site, H Home A Away N Neutral

Average RPI Win: 166	WON-LOST	WINNING	LAST 10	STRENGTH OF	OPP. STRENGTH	TEAM	ADJ.	CONF.	ADJ CONF.
Average RPI Loss: 29	RECORD	PCT. RANK	GAMES	SCHEDULE	OF SCHEDULE	RPI	RPI	RPI	RPI
DIV. I ONLY	19- 8	63	1- 0	77	48	50	50	5	5
DIV. I NON-CONF.	11- 1	13	1- 0	178	103	28	28	5	5
TOTALS	RPI 1-25	RPI 26-50	W-L RECORDS	RPI 51-100	RPI 101-150	RPI 150+			
19- 8	0- 5	2- 1	OVERALL	3- 2	1- 0	13- 0			
9- 5	0- 4	1- 0	HOME	1- 1	1- 0	6- 0			
8- 3	0- 1	0- 1	AWAY	2- 1	0- 0	6- 0			
2- 0	0- 0	1- 0	NEUTRAL	0- 0	0- 0	1- 0			
11- 1	0- 1	1- 0	NON-CONFERENCE	1- 0	1- 0	8- 0			
6- 0	0- 0	0- 0	HOME	0- 0	1- 0	5- 0			
3- 1	0- 1	0- 0	AWAY	1- 0	0- 0	2- 0			
2- 0	0- 0	1- 0	NEUTRAL	0- 0	0- 0	1- 0			
8- 7	0- 4	1- 1	CONFERENCE	2- 2	0- 0	5- 0			
3- 5	0- 4	1- 0	HOME	1- 1	0- 0	1- 0			
5- 2	0- 0	0- 1	AWAY	1- 1	0- 0	4- 0			
0- 0	0- 0	0- 0	NEUTRAL	0- 0	0- 0	0- 0			

RPI 1-25				RPI 26-50				Team's RPI: 50		RPI 51-100				RPI 101+			
RPI	S	Opponent	Score	RPI	S	Opponent	Score			RPI	S	Opponent	Score	RPI	S	Opponent	Score
9	H	Mississippi St.	59 85	27	A	Missouri	65 74			52	A	New Mexico	79 76	130	H	Oklahoma	95 79
12	A	Iowa St.	64 67	27	H	Missouri	58 54			65	A	Tennessee	62 73	153	A	Alabama	66 56
15	H	South Carolina	66 73	33	N	North Carolina	86 81			65	H	Tennessee	69 78	153	H	Alabama	77 38
16	H	Texas A&M	67 69							98	H	Georgia	59 58	162	N	Coastal Caro.	84 78
21	H	Kentucky	68 78							99	A	Arkansas	75 72	173	H	Nicholls St.	80 59
														179	A	Vanderbilt	72 70
														201	H	Grambling	97 48
														211	A	Ole Miss	64 51
														214	A	Elon	96 44
														222	A	Florida	64 56
														238	A	Saint Joseph's	81 70
														260	H	Alabama St.	83 50
														261	H	Louisiana	71 59
														281	H	Samford	73 46
LAST 12 Division I GAMES:																	
				52	A	New Mexico	79 76			99	A	Arkansas	75 72				
				12	A	Iowa St.	64 67			21	H	Kentucky	68 78				
				15	H	South Carolina	66 73			98	H	Georgia	59 58				
				27	H	Missouri	58 54			211	A	Ole Miss	64 51				
				153	H	Alabama	77 38			27	A	Missouri	65 74				
				65	A	Tennessee	62 73			16	H	Texas A&M	67 69				

Non-Div I Games: Xavier (LA) 77 58

Auburn

■ Loss,
 ■ Non-Conf, S Site,
 ■ Home
 ■ Away
 N Neutral

Average RPI Win:	250	WON-LOST	WINNING	LAST 10	STRENGTH OF	OPP. STRENGTH	TEAM	ADJ.	CONF.	ADJ CONF.
Average RPI Loss:	197	RECORD	PCT. RANK	GAMES	SCHEDULE	OF SCHEDULE	RPI	RPI	RPI	RPI
DIV. I ONLY	13- 13	171	0- 0	324	260	257	257	22	22	
DIV. I NON-CONF.	3- 6	241	0- 0	344	267	341	341	22	22	
TOTALS	RPI 1-25	RPI 26-50	W-L RECORDS	RPI 51-100	RPI 101-150	RPI 150+				
13- 13	0- 0	0- 0	OVERALL	0- 2	2- 2	11- 9				
9- 4	0- 0	0- 0	HOME	0- 1	1- 1	8- 2				
4- 9	0- 0	0- 0	AWAY	0- 1	1- 1	3- 7				
0- 0	0- 0	0- 0	NEUTRAL	0- 0	0- 0	0- 0				
3- 6	0- 0	0- 0	NON-CONFERENCE	0- 1	0- 0	3- 5				
3- 1	0- 0	0- 0	HOME	0- 0	0- 0	3- 1				
0- 5	0- 0	0- 0	AWAY	0- 1	0- 0	0- 4				
0- 0	0- 0	0- 0	NEUTRAL	0- 0	0- 0	0- 0				
10- 7	0- 0	0- 0	CONFERENCE	0- 1	2- 2	8- 4				
6- 3	0- 0	0- 0	HOME	0- 1	1- 1	5- 1				
4- 4	0- 0	0- 0	AWAY	0- 0	1- 1	3- 3				
0- 0	0- 0	0- 0	NEUTRAL	0- 0	0- 0	0- 0				

RPI 1-25				RPI 26-50				RPI 51-100				RPI 101+				Team's RPI: 257	
RPI	S	Opponent	Score	RPI	S	Opponent	Score	RPI	S	Opponent	Score	RPI	S	Opponent	Score		
								63	H	Belmont	62	80	118	A	UT Martin	65	74
								84	A	Cincinnati	48	69	118	H	UT Martin	58	59
												131	A	Morehead St.	84	75	
												131	H	Morehead St.	81	80	
												154	A	Illinois St.	49	61	
												161	A	Tennessee Tech	72	65	
												179	A	Vanderbilt	70	99	
												216	A	Jacksonville St.	56	67	
												219	A	SIUE	68	69	
												219	H	SIUE	77	65	
												231	A	Western Ill.	72	77	
												232	A	Southeast Mo. St.	54	64	
												232	H	Southeast Mo. St.	56	54	
												240	H	Northern Ky.	52	48	
												265	H	Murray St.	59	56	
												287	A	Eastern Ill.	73	60	
												287	H	Eastern Ill.	57	67	
												290	H	Alabama A&M	75	58	
												302	H	Tennessee St.	74	47	
												325	H	Lipscomb	70	58	
												327	H	Mississippi Val.	89	95	
												332	A	Eastern Ky.	80	60	
												332	H	Eastern Ky.	100	65	
												333	A	Evansville	52	56	
LAST 12 Division I GAMES:																	
				332	A	Eastern Ky.	80	60				219	H	SIUE	77	65	
				118	H	UT Martin	58	59				216	A	Jacksonville St.	56	67	
				232	H	Southeast Mo. St.	56	54				161	A	Tennessee Tech	72	65	
				265	H	Murray St.	59	56				63	H	Belmont	62	80	
				131	A	Morehead St.	84	75				302	H	Tennessee St.	74	47	
				287	H	Eastern Ill.	57	67				287	A	Eastern Ill.	73	60	

Non-Div I Games: Christian Bros. 100 62 Trevecca Nazarene 90 78

Austin Peay

Loss, Non-Conf, S Site, H Home A Away N Neutral

BYU				STRENGTH OF SCHEDULE	OPP. STRENGTH OF SCHEDULE	TEAM RPI	ADJ. RPI	CONF. RPI	ADJ CONF. RPI
Average RPI Win:	157	WON-LOST RECORD	WINNING PCT. RANK						
Average RPI Loss:	107		LAST 10 GAMES						
DIV. I ONLY	22- 6	29	1- 0	87	95	30	30	8	8
DIV. I NON-CONF.	8- 3	72	0- 0	138	155	68	68	7	7

TOTALS	RPI 1-25	RPI 26-50	W-L RECORDS	RPI 51-100	RPI 101-150	RPI 150+			
22- 6	2- 0	1- 1	OVERALL	5- 3	2- 1	12- 1			
11- 2	1- 0	0- 1	HOME	3- 1	2- 0	5- 0			
9- 4	1- 0	0- 0	AWAY	2- 2	0- 1	6- 1			
2- 0	0- 0	1- 0	NEUTRAL	0- 0	0- 0	1- 0			
8- 3	0- 0	1- 1	NON-CONFERENCE	1- 1	1- 0	5- 1			
4- 1	0- 0	0- 1	HOME	1- 0	1- 0	2- 0			
2- 2	0- 0	0- 0	AWAY	0- 1	0- 0	2- 1			
2- 0	0- 0	1- 0	NEUTRAL	0- 0	0- 0	1- 0			
14- 3	2- 0	0- 0	CONFERENCE	4- 2	1- 1	7- 0			
7- 1	1- 0	0- 0	HOME	2- 1	1- 0	3- 0			
7- 2	1- 0	0- 0	AWAY	2- 1	0- 1	4- 0			
0- 0	0- 0	0- 0	NEUTRAL	0- 0	0- 0	0- 0			

RPI 1-25				RPI 26-50				Team's RPI: 30				RPI 51-100				RPI 101+			
RPI	S	Opponent	Score	RPI	S	Opponent	Score	RPI	S	Opponent	Score	RPI	S	Opponent	Score	RPI	S	Opponent	Score
13	A	Gonzaga	66 64	38	H	California	52 70	55	A	Saint Mary's (CA)	74 73	108	A	Loyola Marymount	58 61				
13	H	Gonzaga	70 68	41	N	TCU	61 58	55	H	Saint Mary's (CA)	75 78	108	H	Loyola Marymount	55 44				
								60	A	Utah	67 78	136	H	UC Riverside	72 70				
								94	A	Pepperdine	65 79	165	A	Santa Clara	54 44				
								94	H	Pepperdine	83 58	181	H	Eastern Wash.	80 65				
								95	A	Pacific	77 74	184	A	Utah St.	62 57				
								95	H	Pacific	75 49	186	A	Portland	70 69				
								100	H	Northern Colo.	70 50	186	H	Portland	79 71				
												239	A	San Francisco	67 59				
												239	H	San Francisco	82 59				
												255	N	California Baptist	76 69				
												266	A	San Diego	65 56				
												266	H	San Diego	80 68				
												271	H	Colorado St.	51 42				
												273	A	Utah Valley	77 51				
												286	A	Southern Utah	64 67				
LAST 12 Division I GAMES:																			
239	H	San Francisco	82 59	94	A	Pepperdine	65 79												
266	H	San Diego	80 68	108	A	Loyola Marymount	58 61												
13	A	Gonzaga	66 64	266	A	San Diego	65 56												
186	A	Portland	70 69	186	H	Portland	79 71												
95	H	Pacific	75 49	13	H	Gonzaga	70 68												
55	H	Saint Mary's (CA)	75 78	55	A	Saint Mary's (CA)	74 73												

Non-Div I Games:

BYU

■ Loss,
 ■ Non-Conf, S Site,
 ■ Home
 ■ Away
 N Neutral

Average RPI Win:	182	WON-LOST	WINNING	LAST 10	STRENGTH OF	OPP. STRENGTH	TEAM	ADJ.	CONF.	ADJ CONF.
Average RPI Loss:	87	RECORD	PCT. RANK	GAMES	SCHEDULE	OF SCHEDULE	RPI	RPI	RPI	RPI
DIV. I ONLY	6- 20	304	0- 1	39	81	208	208	7	7	
DIV. I NON-CONF.	4- 7	228	0- 0	124	37	208	208	9	9	
TOTALS	RPI 1-25	RPI 26-50	W-L RECORDS	RPI 51-100	RPI 101-150	RPI 150+				
6- 20	0- 2	0- 7	OVERALL	2- 6	1- 2	3- 3				
5- 8	0- 1	0- 2	HOME	2- 3	0- 0	3- 2				
1- 9	0- 1	0- 4	AWAY	0- 2	1- 1	0- 1				
0- 3	0- 0	0- 1	NEUTRAL	0- 1	0- 1	0- 0				
4- 7	0- 0	0- 2	NON-CONFERENCE	1- 3	1- 1	2- 1				
3- 2	0- 0	0- 0	HOME	1- 1	0- 0	2- 1				
1- 2	0- 0	0- 1	AWAY	0- 1	1- 0	0- 0				
0- 3	0- 0	0- 1	NEUTRAL	0- 1	0- 1	0- 0				
2- 13	0- 2	0- 5	CONFERENCE	1- 3	0- 1	1- 2				
2- 6	0- 1	0- 2	HOME	1- 2	0- 0	1- 1				
0- 7	0- 1	0- 3	AWAY	0- 1	0- 1	0- 1				
0- 0	0- 0	0- 0	NEUTRAL	0- 0	0- 0	0- 0				

RPI 1-25				RPI 26-50				RPI 51-100				RPI 101+ Team's RPI: 208			
RPI	S	Opponent	Score	RPI	S	Opponent	Score	RPI	S	Opponent	Score	RPI	S	Opponent	Score
24	A	Central Mich.	63 81	36	A	Buffalo	65 77	67	A	Missouri St.	54 74	111	N	Fordham	70 78
24	H	Central Mich.	64 81	36	H	Buffalo	58 97	77	H	Kent St.	48 44	121	A	Western Ky.	86 83
				39	A	Ohio	62 94	80	N	Duke	62 79	141	A	Akron	61 91
				39	H	Ohio	75 90	81	H	Purdue	38 80	179	H	Vanderbilt	43 60
				45	A	Miami (OH)	57 60	84	H	Cincinnati	75 63	199	A	Eastern Mich.	53 56
				46	N	Quinnipiac	66 69	88	A	Toledo	58 65	223	H	Bowling Green	77 70
				49	A	Butler	47 64	88	H	Toledo	62 63	268	H	Western Mich.	62 65
								97	H	Northern Ill.	83 93	285	H	Cleveland St.	67 62
												302	H	Tennessee St.	90 51
LAST 12 Division I GAMES:															
24	A	Central Mich.	63 81	141	A	Akron	61 91								
46	N	Quinnipiac	66 69	97	H	Northern Ill.	83 93								
80	N	Duke	62 79	36	H	Buffalo	58 97								
24	H	Central Mich.	64 81	39	A	Ohio	62 94								
88	H	Toledo	62 63	268	H	Western Mich.	62 65								
199	A	Eastern Mich.	53 56	77	H	Kent St.	48 44								

Non-Div I Games: Urbana 99 62

Ball St.

■ Loss,
 ■ Non-Conf,
 ■ S Site,
 ■ H Home
 ■ A Away
 N Neutral

BB

Baylor

Belmont

Through Games Of Feb. 28, 2019

Average RPI Win:	213	WON-LOST	WINNING	LAST 10	STRENGTH OF	OPP. STRENGTH	TEAM	ADJ.	CONF.	ADJ CONF.
Average RPI Loss:	82	RECORD	PCT. RANK	GAMES	SCHEDULE	OF SCHEDULE	RPI	RPI	RPI	RPI
DIV. I ONLY	22- 6	29	0- 1	173	167	63	63	22	22	
DIV. I NON-CONF.	7- 4	108	0- 0	106	19	52	52	22	22	
TOTALS	RPI 1-25	RPI 26-50	W-L RECORDS	RPI 51-100	RPI 101-150	RPI 150+				
22- 6	0- 1	0- 0	OVERALL	2- 3	4- 1	16- 1				
11- 2	0- 0	0- 0	HOME	0- 1	3- 0	8- 1				
11- 4	0- 1	0- 0	AWAY	2- 2	1- 1	8- 0				
0- 0	0- 0	0- 0	NEUTRAL	0- 0	0- 0	0- 0				
7- 4	0- 1	0- 0	NON-CONFERENCE	2- 3	1- 0	4- 0				
3- 1	0- 0	0- 0	HOME	0- 1	1- 0	2- 0				
4- 3	0- 1	0- 0	AWAY	2- 2	0- 0	2- 0				
0- 0	0- 0	0- 0	NEUTRAL	0- 0	0- 0	0- 0				
15- 2	0- 0	0- 0	CONFERENCE	0- 0	3- 1	12- 1				
8- 1	0- 0	0- 0	HOME	0- 0	2- 0	6- 1				
7- 1	0- 0	0- 0	AWAY	0- 0	1- 1	6- 0				
0- 0	0- 0	0- 0	NEUTRAL	0- 0	0- 0	0- 0				

RPI 1-25				RPI 26-50				RPI 51-100 Team's RPI: 63				RPI 101+			
RPI	S	Opponent	Score	RPI	S	Opponent	Score	RPI	S	Opponent	Score	RPI	S	Opponent	Score
7	A	NC State	62 77					53	A	Clemson	62 65	118	A	UT Martin	68 71
								59	A	Middle Tenn.	45 38	118	H	UT Martin	100 86
								65	A	Tennessee	76 84	131	A	Morehead St.	77 57
								68	A	Wright St.	79 63	131	H	Morehead St.	77 50
								88	H	Toledo	69 78	150	H	Tulsa	78 53
												161	A	Tennessee Tech	99 67
												161	H	Tennessee Tech	72 77
												170	A	Chattanooga	67 51
												180	H	Arkansas St.	74 55
												216	A	Jacksonville St.	64 41
												216	H	Jacksonville St.	66 52
												219	H	SIUE	87 54
												232	H	Southeast Mo. St.	91 57
												240	A	Northern Ky.	71 53
												257	A	Austin Peay	80 62
												265	A	Murray St.	65 58
												287	H	Eastern Ill.	98 57
												302	A	Tennessee St.	89 65
												302	H	Tennessee St.	80 46
												325	H	Lipscomb	83 43
												332	A	Eastern Ky.	87 52
												332	H	Eastern Ky.	69 43
LAST 12 Division I GAMES:															
118	A	UT Martin	68 71	332	A	Eastern Ky.	87 52								
219	H	SIUE	87 54	118	H	UT Martin	100 86								
287	H	Eastern Ill.	98 57	232	H	Southeast Mo. St.	91 57								
161	A	Tennessee Tech	99 67	257	A	Austin Peay	80 62								
302	A	Tennessee St.	89 65	265	A	Murray St.	65 58								
131	A	Morehead St.	77 57	302	H	Tennessee St.	80 46								

Non-Div I Games:

Belmont

Loss, Non-Conf, S Site, H Home A Away N Neutral

Bethune-Cookman

Through Games Of Feb. 28, 2019

Average RPI Win:	296	WON-LOST	WINNING	LAST 10	STRENGTH OF	OPP. STRENGTH	TEAM	ADJ.	CONF.	ADJ CONF.
Average RPI Loss:	195	RECORD	PCT. RANK	GAMES	SCHEDULE	OF SCHEDULE	RPI	RPI	RPI	RPI
DIV. I ONLY	15- 9	108	1- 0	344	334	204	204	32	32	
DIV. I NON-CONF.	5- 5	162	0- 0	315	183	215	215	32	32	
TOTALS	RPI 1-25	RPI 26-50	W-L RECORDS	RPI 51-100	RPI 101-150	RPI 150+				
15- 9	0- 0	0- 0	OVERALL	0- 0	0- 3	15- 6				
7- 2	0- 0	0- 0	HOME	0- 0	0- 0	7- 2				
7- 7	0- 0	0- 0	AWAY	0- 0	0- 3	7- 4				
1- 0	0- 0	0- 0	NEUTRAL	0- 0	0- 0	1- 0				
5- 5	0- 0	0- 0	NON-CONFERENCE	0- 0	0- 3	5- 2				
3- 0	0- 0	0- 0	HOME	0- 0	0- 0	3- 0				
1- 5	0- 0	0- 0	AWAY	0- 0	0- 3	1- 2				
1- 0	0- 0	0- 0	NEUTRAL	0- 0	0- 0	1- 0				
10- 4	0- 0	0- 0	CONFERENCE	0- 0	0- 0	10- 4				
4- 2	0- 0	0- 0	HOME	0- 0	0- 0	4- 2				
6- 2	0- 0	0- 0	AWAY	0- 0	0- 0	6- 2				
0- 0	0- 0	0- 0	NEUTRAL	0- 0	0- 0	0- 0				

RPI 1-25			RPI 26-50			RPI 51-100			RPI 101+ Team's RPI: 204		
RPI	S	Opponent	Score	RPI	S	Opponent	Score	RPI	S	Opponent	Score
								120	A	Charlotte	69 73
								125	A	South Fla.	39 88
								132	A	Georgia St.	57 62
								192	H	UMES	52 64
								193	H	N.C. A&T	48 72
								212	H	Liberty	81 76
								220	A	Howard	40 61
								220	H	Howard	76 63
								222	A	Florida	53 64
								229	A	Jacksonville	58 56
								253	H	North Florida	76 60
								264	A	Norfolk St.	50 57
								264	H	Norfolk St.	65 58
								284	A	Ga. Southern	76 77
								297	N	Kennesaw St.	64 61
								301	A	South Carolina St.	69 64
								308	A	Morgan St.	73 69
								315	H	FIU	68 57
								330	A	Coppin St.	71 65
								338	A	N.C. Central	67 50
								338	H	N.C. Central	72 54
								343	H	Delaware St.	67 55
								348	A	Florida A&M	52 50
								349	A	Savannah St.	68 47
LAST 12 Division I GAMES:											
348	A	Florida A&M	52 50	338	H	N.C. Central	72 54				
349	A	Savannah St.	68 47	330	A	Coppin St.	71 65				
301	A	South Carolina St.	69 64	308	A	Morgan St.	73 69				
220	H	Howard	76 63	192	H	UMES	52 64				
264	H	Norfolk St.	65 58	343	H	Delaware St.	67 55				
193	H	N.C. A&T	48 72	264	A	Norfolk St.	50 57				

Non-Div I Games: Flagler 74 59 Edward Waters 73 46

Bethune-Cookman

Loss, Non-Conf, S Site, H Home A Away N Neutral

Binghamton

Through Games Of Feb. 28, 2019

Average RPI Win:	282	WON-LOST	WINNING	LAST 10	STRENGTH OF	OPP. STRENGTH	TEAM	ADJ.	CONF.	ADJ CONF.
Average RPI Loss:	170	RECORD	PCT. RANK	GAMES	SCHEDULE	OF SCHEDULE	RPI	RPI	RPI	RPI
DIV. I ONLY	10- 16	237	0- 1	211	272	250	250	23	23	
DIV. I NON-CONF.	3- 8	267	0- 0	115	237	253	253	25	25	
TOTALS	RPI 1-25	RPI 26-50	W-L RECORDS	RPI 51-100	RPI 101-150	RPI 150+				
10- 16	0- 2	0- 1	OVERALL	0- 1	1- 2	9- 10				
6- 6	0- 0	0- 0	HOME	0- 0	1- 1	5- 5				
4- 10	0- 2	0- 1	AWAY	0- 1	0- 1	4- 5				
0- 0	0- 0	0- 0	NEUTRAL	0- 0	0- 0	0- 0				
3- 8	0- 2	0- 1	NON-CONFERENCE	0- 0	0- 1	3- 4				
3- 2	0- 0	0- 0	HOME	0- 0	0- 1	3- 1				
0- 6	0- 2	0- 1	AWAY	0- 0	0- 0	0- 3				
0- 0	0- 0	0- 0	NEUTRAL	0- 0	0- 0	0- 0				
7- 8	0- 0	0- 0	CONFERENCE	0- 1	1- 1	6- 6				
3- 4	0- 0	0- 0	HOME	0- 0	1- 0	2- 4				
4- 4	0- 0	0- 0	AWAY	0- 1	0- 1	4- 2				
0- 0	0- 0	0- 0	NEUTRAL	0- 0	0- 0	0- 0				

RPI 1-25			RPI 26-50			RPI 51-100			RPI 101+			Team's RPI: 250
RPI	S	Opponent	Score	RPI	S	Opponent	Score	RPI	S	Opponent	Score	
1	A	Notre Dame	53 103	39	A	Ohio	49 86	57	A	Maine	66 95	113 A Hartford 50 63
11	A	Marquette	40 93									113 H Hartford 73 62
												140 H Lehigh 55 65
												151 A Stony Brook 53 68
												151 H Stony Brook 56 65
												177 H Rider 57 62
												198 A Dartmouth 39 63
												224 H Cornell 72 61
												245 A Albany (NY) 56 61
												245 H Albany (NY) 62 71
												267 A Niagara 72 79
												282 H Army West Point 60 47
												283 A Vermont 59 50
												283 H Vermont 57 58
												309 A UMBC 58 46
												309 H UMBC 67 45
												314 A New Hampshire 71 62
												314 H New Hampshire 53 54
												321 A UMass Lowell 70 50
												321 H UMass Lowell 58 53
												326 A Lafayette 50 59
												347 H Fairleigh Dickinson 73 54
LAST 12 Division I GAMES:												
113	A	Hartford	50 63	245	H	Albany (NY)	62 71					
283	A	Vermont	59 50	113	H	Hartford	73 62					
321	H	UMass Lowell	58 53	57	A	Maine	66 95					
309	A	UMBC	58 46	321	A	UMass Lowell	70 50					
314	H	New Hampshire	53 54	283	H	Vermont	57 58					
151	A	Stony Brook	53 68	309	H	UMBC	67 45					

Non-Div I Games: Charleston (WV) 69 62 Caldwell 73 54

Binghamton

Loss, Non-Conf, S Site, H Home A Away N Neutral

Average RPI Win:	199	WON-LOST	WINNING	LAST 10	STRENGTH OF	OPP. STRENGTH	TEAM	ADJ.	CONF.	ADJ CONF.
Average RPI Loss:	97	RECORD	PCT. RANK	GAMES	SCHEDULE	OF SCHEDULE	RPI	RPI	RPI	RPI
DIV. I ONLY	20- 4	17	1- 0	236	90	56	56	15	15	
DIV. I NON-CONF.	7- 2	58	1- 0	161	21	61	61	13	13	
TOTALS	RPI 1-25	RPI 26-50	W-L RECORDS	RPI 51-100	RPI 101-150	RPI 150+				
20- 4	0- 1	0- 0	OVERALL	5- 1	0- 1	15- 1				
10- 1	0- 1	0- 0	HOME	2- 0	0- 0	8- 0				
7- 3	0- 0	0- 0	AWAY	1- 1	0- 1	6- 1				
3- 0	0- 0	0- 0	NEUTRAL	2- 0	0- 0	1- 0				
7- 2	0- 1	0- 0	NON-CONFERENCE	2- 0	0- 1	5- 0				
3- 1	0- 1	0- 0	HOME	0- 0	0- 0	3- 0				
1- 1	0- 0	0- 0	AWAY	0- 0	0- 1	1- 0				
3- 0	0- 0	0- 0	NEUTRAL	2- 0	0- 0	1- 0				
13- 2	0- 0	0- 0	CONFERENCE	3- 1	0- 0	10- 1				
7- 0	0- 0	0- 0	HOME	2- 0	0- 0	5- 0				
6- 2	0- 0	0- 0	AWAY	1- 1	0- 0	5- 1				
0- 0	0- 0	0- 0	NEUTRAL	0- 0	0- 0	0- 0				

RPI 1-25				RPI 26-50				RPI 51-100 Team's RPI: 56				RPI 101+			
RPI	S	Opponent	Score	RPI	S	Opponent	Score	RPI	S	Opponent	Score	RPI	S	Opponent	Score
3	H	Louisville	55 74					54	A	Wyoming	52 64	145	A	Washington St.	71 95
								54	H	Wyoming	72 64	152	H	CSUN	74 63
								76	N	Idaho	91 85	155	A	Washington	73 69
								90	N	UNI	61 60	181	H	Eastern Wash.	67 55
								91	A	Fresno St.	72 60	184	A	Utah St.	68 81
								91	H	Fresno St.	83 76	200	A	UNLV	64 57
												225	A	Nevada	75 74
												225	H	Nevada	80 65
												230	N	Saint Francis (PA)	78 64
												241	A	San Diego St.	69 66
												241	H	San Diego St.	91 67
												271	A	Colorado St.	72 63
												271	H	Colorado St.	70 57
												286	H	Southern Utah	88 53
												294	H	Air Force	79 48
												303	A	San Jose St.	83 69
												303	H	San Jose St.	99 68
LAST 12 Division I GAMES:															
155	A	Washington	73 69	200	A	UNLV	64 57								
271	A	Colorado St.	72 63	225	H	Nevada	80 65								
184	A	Utah St.	68 81	271	H	Colorado St.	70 57								
241	H	San Diego St.	91 67	54	A	Wyoming	52 64								
91	H	Fresno St.	83 76	294	H	Air Force	79 48								
303	A	San Jose St.	83 69	91	A	Fresno St.	72 60								

Non-Div I Games: Southern Ore. 91 46 Northwest Chrst. 93 26

Boise St.

■ Loss,
 ■ Non-Conf, S Site,
 ■ Home
 ■ Away
 N Neutral

Average RPI Win:	201	WON-LOST	WINNING	LAST 10	STRENGTH OF	OPP. STRENGTH	TEAM	ADJ.	CONF.	ADJ CONF.
Average RPI Loss:	41	RECORD	PCT. RANK	GAMES	SCHEDULE	OF SCHEDULE	RPI	RPI	RPI	RPI
DIV. I ONLY	14- 14	171	1- 0	51	43	117	117	1	1	
DIV. I NON-CONF.	11- 2	32	1- 0	225	298	101	101	1	1	
TOTALS	RPI 1-25	RPI 26-50	W-L RECORDS	RPI 51-100	RPI 101-150	RPI 150+				
14- 14	0- 7	0- 2	OVERALL	1- 2	3- 3	10- 0				
8- 8	0- 3	0- 1	HOME	1- 2	0- 2	7- 0				
4- 6	0- 4	0- 1	AWAY	0- 0	3- 1	1- 0				
2- 0	0- 0	0- 0	NEUTRAL	0- 0	0- 0	2- 0				
11- 2	0- 0	0- 0	NON-CONFERENCE	0- 0	1- 2	10- 0				
7- 2	0- 0	0- 0	HOME	0- 0	0- 2	7- 0				
2- 0	0- 0	0- 0	AWAY	0- 0	1- 0	1- 0				
2- 0	0- 0	0- 0	NEUTRAL	0- 0	0- 0	2- 0				
3- 12	0- 7	0- 2	CONFERENCE	1- 2	2- 1	0- 0				
1- 6	0- 3	0- 1	HOME	1- 2	0- 0	0- 0				
2- 6	0- 4	0- 1	AWAY	0- 0	2- 1	0- 0				
0- 0	0- 0	0- 0	NEUTRAL	0- 0	0- 0	0- 0				

RPI 1-25				RPI 26-50				RPI 51-100				RPI 101+ Team's RPI: 117			
RPI	S	Opponent	Score	RPI	S	Opponent	Score	RPI	S	Opponent	Score	RPI	S	Opponent	Score
1	A	Notre Dame	63 92	33	A	North Carolina	78 93	53	H	Clemson	58 91	101	A	Virginia	77 79
1	H	Notre Dame	47 97	43	H	Georgia Tech	76 81	58	H	Virginia Tech	86 95	102	A	Houston	64 57
3	A	Louisville	51 87					80	H	Duke	92 90	105	H	Minnesota	69 77
7	H	NC State	69 85									114	H	Providence	57 61
10	A	Syracuse	69 96									124	A	Pittsburgh	59 55
17	A	Miami (FL)	73 76									142	A	Wake Forest	65 64
22	H	Florida St.	71 91									157	H	Boston U.	78 51
												177	N	Rider	112 61
												191	H	Holy Cross	89 63
												198	H	Dartmouth	99 68
												215	H	Campbell	76 56
												233	H	Columbia	74 60
												252	A	Rhode Island	88 64
												296	N	Loyola Maryland	73 47
												299	H	Bryant	83 46
												342	H	Saint Peter's	89 57
LAST 12 Division I GAMES:															
177	N	Rider	112 61	101	A	Virginia	77 79								
3	A	Louisville	51 87	58	H	Virginia Tech	86 95								
33	A	North Carolina	78 93	80	H	Duke	92 90								
53	H	Clemson	58 91	17	A	Miami (FL)	73 76								
1	H	Notre Dame	47 97	1	A	Notre Dame	63 92								
10	A	Syracuse	69 96	22	H	Florida St.	71 91								

Non-Div I Games:

Boston College

■ Loss,
 ■ Non-Conf, S Site,
 ■ Home
 ■ Away
 N Neutral

Average RPI Win: 235		WON-LOST	WINNING	LAST 10	STRENGTH OF	OPP. STRENGTH	TEAM	ADJ.	CONF.	ADJ CONF.
Average RPI Loss: 141		RECORD	PCT. RANK	GAMES	SCHEDULE	OF SCHEDULE	RPI	RPI	RPI	RPI
DIV. I ONLY		14- 12	154	1- 0	159	232	157	157	18	18
DIV. I NON-CONF.		4- 6	212	0- 0	232	213	237	237	21	21
TOTALS		RPI 1-25	RPI 26-50	W-L RECORDS	RPI 51-100	RPI 101-150	RPI 150+			
14- 12	0- 0		1- 1	OVERALL	0- 3	3- 3	10- 5			
8- 4	0- 0		0- 1	HOME	0- 1	2- 0	6- 2			
6- 8	0- 0		1- 0	AWAY	0- 2	1- 3	4- 3			
0- 0	0- 0		0- 0	NEUTRAL	0- 0	0- 0	0- 0			
4- 6	0- 0		0- 0	NON-CONFERENCE	0- 1	1- 3	3- 2			
4- 0	0- 0		0- 0	HOME	0- 0	1- 0	3- 0			
0- 6	0- 0		0- 0	AWAY	0- 1	0- 3	0- 2			
0- 0	0- 0		0- 0	NEUTRAL	0- 0	0- 0	0- 0			
10- 6	0- 0		1- 1	CONFERENCE	0- 2	2- 0	7- 3			
4- 4	0- 0		0- 1	HOME	0- 1	1- 0	3- 2			
6- 2	0- 0		1- 0	AWAY	0- 1	1- 0	4- 1			
0- 0	0- 0		0- 0	NEUTRAL	0- 0	0- 0	0- 0			

RPI 1-25					
RPI	S	Opponent	Score		
48	A	Bucknell	70	62	
48	H	Bucknell	58	62	
RPI 26-50					
RPI	S	Opponent	Score		
48	A	Bucknell	70	62	
48	H	Bucknell	58	62	
RPI 51-100					
RPI	S	Opponent	Score		
71	A	American	48	50	
71	H	American	51	64	
83	A	Harvard	47	67	
Team's RPI:					
115	A	Northeastern	51	81	
117	A	Boston College	51	78	
129	A	Marist	57	68	
140	A	Lehigh	52	48	
140	H	Lehigh	58	45	
148	H	Delaware	72	61	
191	A	Holy Cross	69	75	
191	H	Holy Cross	61	64	
198	A	Dartmouth	44	64	
227	A	Massachusetts	55	66	
228	A	Navy	49	35	
228	H	Navy	66	55	
246	A	Colgate	61	53	
246	H	Colgate	72	81	
272	H	Brown	72	51	
282	H	Army West Point	63	51	
296	A	Loyola Maryland	64	62	
299	H	Bryant	67	65	
314	H	New Hampshire	60	39	
326	A	Lafayette	47	44	
326	H	Lafayette	50	49	
LAST 12 Division I GAMES:					
326	H	Lafayette	50	49	
228	H	Navy	66	55	
71	A	American	48	50	
191	H	Holy Cross	61	64	
246	A	Colgate	61	53	
140	A	Lehigh	52	48	
48	H	Bucknell	58	62	
326	A	Lafayette	47	44	
228	A	Navy	49	35	
71	H	American	51	64	
191	A	Holy Cross	69	75	
246	H	Colgate	72	81	

Non-Div I Games:

Boston U.

Loss, Non-Conf, S Site, H Home A Away N Neutral

Bowling Green

Through Games Of Feb. 28, 2019

Average RPI Win:	229	WON-LOST	WINNING	LAST 10	STRENGTH OF	OPP. STRENGTH	TEAM	ADJ.	CONF.	ADJ CONF.
Average RPI Loss:	116	RECORD	PCT. RANK	GAMES	SCHEDULE	OF SCHEDULE	RPI	RPI	RPI	RPI
DIV. I ONLY	7- 18	286	0- 1	75	162	223	223	7	7	
DIV. I NON-CONF.	6- 4	125	0- 0	210	325	146	146	9	9	
TOTALS	RPI 1-25	RPI 26-50	W-L RECORDS	RPI 51-100	RPI 101-150	RPI 150+				
7- 18	0- 1	1- 4	OVERALL	0- 5	0- 3	6- 5				
5- 7	0- 1	1- 2	HOME	0- 2	0- 1	4- 1				
2- 10	0- 0	0- 2	AWAY	0- 3	0- 1	2- 4				
0- 1	0- 0	0- 0	NEUTRAL	0- 0	0- 1	0- 0				
6- 4	0- 0	0- 1	NON-CONFERENCE	0- 0	0- 1	6- 2				
4- 0	0- 0	0- 0	HOME	0- 0	0- 0	4- 0				
2- 3	0- 0	0- 1	AWAY	0- 0	0- 0	2- 2				
0- 1	0- 0	0- 0	NEUTRAL	0- 0	0- 1	0- 0				
1- 14	0- 1	1- 3	CONFERENCE	0- 5	0- 2	0- 3				
1- 7	0- 1	1- 2	HOME	0- 2	0- 1	0- 1				
0- 7	0- 0	0- 1	AWAY	0- 3	0- 1	0- 2				
0- 0	0- 0	0- 0	NEUTRAL	0- 0	0- 0	0- 0				

RPI 1-25				RPI 26-50				RPI 51-100				RPI 101+				Team's RPI: 223	
RPI	S	Opponent	Score	RPI	S	Opponent	Score	RPI	S	Opponent	Score	RPI	S	Opponent	Score		
24	H	Central Mich.	54 92	36	H	Buffalo	78 72	77	A	Kent St.	73 77	141	A	Akron	71 74		
				39	H	Ohio	79 82	88	A	Toledo	56 76	141	H	Akron	73 83		
				40	A	Michigan St.	69 99	88	H	Toledo	65 79	143	N	Mercer	63 76		
				45	A	Miami (OH)	62 75	97	A	Northern Ill.	47 88	162	A	Coastal Caro.	80 81		
				45	H	Miami (OH)	75 82	97	H	Northern Ill.	52 66	188	A	Xavier	49 65		
												197	H	Robert Morris	61 60		
												199	A	Eastern Mich.	74 81		
												203	H	Marshall	99 76		
												208	A	Ball St.	70 77		
												243	H	Loyola Chicago	88 74		
												268	H	Western Mich.	82 84		
												278	A	Canisius	74 53		
												312	A	Valparaiso	79 72		
												331	H	Detroit Mercy	79 73		
LAST 12 Division I GAMES:																	
141	H	Akron	73 83	88	A	Toledo	56 76										
45	A	Miami (OH)	62 75	24	H	Central Mich.	54 92										
77	A	Kent St.	73 77	39	H	Ohio	79 82										
36	H	Buffalo	78 72	199	A	Eastern Mich.	74 81										
45	H	Miami (OH)	75 82	88	H	Toledo	65 79										
97	A	Northern Ill.	47 88	97	H	Northern Ill.	52 66										

Non-Div I Games: Davis & Elkins 63 28

Bowling Green

■ Loss,
 ■ Non-Conf,
 ■ S Site,
 ■ H Home
 ■ A Away
 N Neutral

Average RPI Win: 251	WON-LOST	WINNING	LAST 10	STRENGTH OF	OPP. STRENGTH	TEAM	ADJ.	CONF.	ADJ CONF.
Average RPI Loss: 112	RECORD	PCT. RANK	GAMES	SCHEDULE	OF SCHEDULE	RPI	RPI	RPI	RPI
DIV. I ONLY	18- 7	58	1- 0	322	181	160	160	13	13
DIV. I NON-CONF.	9- 1	29	1- 0	347	259	151	151	15	15
TOTALS	RPI 1-25	RPI 26-50	W-L RECORDS	RPI 51-100	RPI 101-150	RPI 150+			
18- 7	0- 1	0- 0	OVERALL	0- 4	2- 1	16- 1			
10- 3	0- 1	0- 0	HOME	0- 2	1- 0	9- 0			
7- 4	0- 0	0- 0	AWAY	0- 2	0- 1	7- 1			
1- 0	0- 0	0- 0	NEUTRAL	0- 0	1- 0	0- 0			
9- 1	0- 0	0- 0	NON-CONFERENCE	0- 1	1- 0	8- 0			
5- 0	0- 0	0- 0	HOME	0- 0	0- 0	5- 0			
3- 1	0- 0	0- 0	AWAY	0- 1	0- 0	3- 0			
1- 0	0- 0	0- 0	NEUTRAL	0- 0	1- 0	0- 0			
9- 6	0- 1	0- 0	CONFERENCE	0- 3	1- 1	8- 1			
5- 3	0- 1	0- 0	HOME	0- 2	1- 0	4- 0			
4- 3	0- 0	0- 0	AWAY	0- 1	0- 1	4- 1			
0- 0	0- 0	0- 0	NEUTRAL	0- 0	0- 0	0- 0			

RPI 1-25				RPI 26-50				RPI 51-100				RPI 101+ Team's RPI: 160			
RPI	S	Opponent	Score	RPI	S	Opponent	Score	RPI	S	Opponent	Score	RPI	S	Opponent	Score
23	H	Drake	63 92					67	A	Missouri St.	60 82	146	A	Southern Ill.	55 62
								67	H	Missouri St.	56 68	146	H	Southern Ill.	58 53
								81	A	Purdue	61 74	148	N	Delaware	59 47
								90	H	UNI	78 81	154	A	Illinois St.	79 68
												154	H	Illinois St.	75 65
												187	A	Indiana St.	61 45
												187	H	Indiana St.	81 80
												231	H	Western Ill.	82 68
												232	H	Southeast Mo. St.	85 79
												243	A	Loyola Chicago	69 56
												285	A	Cleveland St.	67 65
												287	H	Eastern Ill.	67 64
												305	A	Fla. Atlantic	80 59
												312	A	Valparaiso	73 76
												312	H	Valparaiso	87 76
												313	H	Oakland	73 64
												320	A	Omaha	80 60
												333	A	Evansville	75 68
												333	H	Evansville	81 63
												350	H	Chicago St.	89 59
LAST 12 Division I GAMES:															
305	A	Fla. Atlantic	80 59	187	H	Indiana St.	81 80								
312	H	Valparaiso	87 76	243	A	Loyola Chicago	69 56								
154	H	Illinois St.	75 65	312	A	Valparaiso	73 76								
67	A	Missouri St.	60 82	154	A	Illinois St.	79 68								
146	A	Southern Ill.	55 62	146	H	Southern Ill.	58 53								
333	H	Evansville	81 63	67	H	Missouri St.	56 68								

Non-Div I Games: Rockhurst 83 40

Bradley

Average RPI Win: 269	WON-LOST	WINNING	LAST 10	STRENGTH OF	OPP. STRENGTH	TEAM	ADJ.	CONF.	ADJ CONF.
Average RPI Loss: 143	RECORD	PCT. RANK	GAMES	SCHEDULE	OF SCHEDULE	RPI	RPI	RPI	RPI
DIV. I ONLY	7- 17	281	0- 1	185	209	272	272	11	11
DIV. I NON-CONF.	6- 8	199	0- 1	265	297	228	228	11	11

TOTALS	RPI 1-25	RPI 26-50	W-L RECORDS	RPI 51-100	RPI 101-150	RPI 150+			
7- 17	0- 0	0- 2	OVERALL	0- 6	1- 1	6- 8			
4- 6	0- 0	0- 1	HOME	0- 1	1- 0	3- 4			
2- 11	0- 0	0- 1	AWAY	0- 5	0- 1	2- 4			
1- 0	0- 0	0- 0	NEUTRAL	0- 0	0- 0	1- 0			
6- 8	0- 0	0- 2	NON-CONFERENCE	0- 2	0- 0	6- 4			
3- 2	0- 0	0- 1	HOME	0- 0	0- 0	3- 1			
2- 6	0- 0	0- 1	AWAY	0- 2	0- 0	2- 3			
1- 0	0- 0	0- 0	NEUTRAL	0- 0	0- 0	1- 0			
1- 9	0- 0	0- 0	CONFERENCE	0- 4	1- 1	0- 4			
1- 4	0- 0	0- 0	HOME	0- 1	1- 0	0- 3			
0- 5	0- 0	0- 0	AWAY	0- 3	0- 1	0- 1			
0- 0	0- 0	0- 0	NEUTRAL	0- 0	0- 0	0- 0			

RPI 1-25				RPI 26-50				RPI 51-100				RPI 101+				Team's RPI: 272
RPI	S	Opponent	Score	RPI	S	Opponent	Score	RPI	S	Opponent	Score	RPI	S	Opponent	Score	
				26	A	Rutgers	52 73	57	A	Maine	96 102	116	A	Yale	72 84	
				48	H	Bucknell	78 91	66	A	Princeton	74 93	116	H	Yale	86 71	
								73	A	Penn	43 83	157	A	Boston U.	51 72	
								83	A	Harvard	55 98	191	A	Holy Cross	89 85	
								83	H	Harvard	83 100	198	A	Dartmouth	43 78	
								97	A	Northern Ill.	102 109	198	H	Dartmouth	61 81	
												224	H	Cornell	53 65	
												227	H	Massachusetts	61 90	
												233	H	Columbia	81 83	
												252	A	Rhode Island	67 72	
												293	H	Fairfield	68 49	
												299	A	Bryant	57 75	
												299	N	Bryant	84 68	
												314	H	New Hampshire	76 70	
												318	H	Central Conn. St.	68 63	
												350	A	Chicago St.	90 65	
LAST 12 Division I GAMES:																
				252	A	Rhode Island	67 72	73	A	Penn	43 83					
				198	A	Dartmouth	43 78	83	H	Harvard	83 100					
				83	A	Harvard	55 98	198	H	Dartmouth	61 81					
				233	H	Columbia	81 83	116	A	Yale	72 84					
				224	H	Cornell	53 65	116	H	Yale	86 71					
				66	A	Princeton	74 93	26	A	Rutgers	52 73					

Non-Div I Games: Johnson & Wales (RI)78 46 Adelphi 75 62

Brown

■ Loss,
 ■ Non-Conf,
 ■ S Site,
 ■ H Home
 ■ A Away
 N Neutral

Average RPI Win:	291	WON-LOST	WINNING	LAST 10	STRENGTH OF	OPP. STRENGTH	TEAM	ADJ.	CONF.	ADJ CONF.
Average RPI Loss:	200	RECORD	PCT. RANK	GAMES	SCHEDULE	OF SCHEDULE	RPI	RPI	RPI	RPI
DIV. I ONLY	9- 17	262	0- 1	301	321	299	299	31	31	
DIV. I NON-CONF.	2- 9	297	0- 1	227	215	298	298	31	31	
TOTALS	RPI 1-25	RPI 26-50	W-L RECORDS	RPI 51-100	RPI 101-150	RPI 150+				
9- 17	0- 0	0- 0	OVERALL	0- 2	0- 3	9- 12				
6- 5	0- 0	0- 0	HOME	0- 1	0- 0	6- 4				
3- 10	0- 0	0- 0	AWAY	0- 1	0- 2	3- 7				
0- 2	0- 0	0- 0	NEUTRAL	0- 0	0- 1	0- 1				
2- 9	0- 0	0- 0	NON-CONFERENCE	0- 2	0- 3	2- 4				
1- 2	0- 0	0- 0	HOME	0- 1	0- 0	1- 1				
1- 5	0- 0	0- 0	AWAY	0- 1	0- 2	1- 2				
0- 2	0- 0	0- 0	NEUTRAL	0- 0	0- 1	0- 1				
7- 8	0- 0	0- 0	CONFERENCE	0- 0	0- 0	7- 8				
5- 3	0- 0	0- 0	HOME	0- 0	0- 0	5- 3				
2- 5	0- 0	0- 0	AWAY	0- 0	0- 0	2- 5				
0- 0	0- 0	0- 0	NEUTRAL	0- 0	0- 0	0- 0				

RPI 1-25				RPI 26-50				RPI 51-100				RPI 101+				Team's RPI: 299	
RPI	S	Opponent	Score	RPI	S	Opponent	Score	RPI	S	Opponent	Score	RPI	S	Opponent	Score		
								57	H	Maine	57	74	113	A	Hartford	57	67
								74	A	West Virginia	48	94	114	N	Providence	64	72
													117	A	Boston College	46	83
													157	A	Boston U.	65	67
													191	H	Holy Cross	62	81
													197	A	Robert Morris	56	59
													197	H	Robert Morris	57	60
													217	A	Sacred Heart	48	49
													217	H	Sacred Heart	57	67
													230	A	Saint Francis (PA)	66	78
													230	H	Saint Francis (PA)	66	63
													237	A	Mt. St. Mary's	73	68
													237	H	Mt. St. Mary's	77	59
													262	H	St. Francis Brooklyn	55	60
													272	H	Brown	75	57
													272	N	Brown	68	84
													310	A	Wagner	84	69
													314	A	New Hampshire	74	79
													318	A	Central Conn. St.	65	66
													318	H	Central Conn. St.	72	60
													321	A	UMass Lowell	58	57
													346	H	LIU Brooklyn	69	62
													347	A	Fairleigh Dickinson	53	63
													347	H	Fairleigh Dickinson	68	48
LAST 12 Division I GAMES:																	
114	N	Providence	64	72	197	A	Robert Morris	56	59	346	H	LIU Brooklyn	69	62			
310	A	Wagner	84	69	318	A	Central Conn. St.	65	66	347	A	Fairleigh Dickinson	53	63			
237	H	Mt. St. Mary's	77	59	347	A	Fairleigh Dickinson	53	63								
347	H	Fairleigh Dickinson	68	48	318	H	Central Conn. St.	72	60								
217	H	Sacred Heart	57	67	230	H	Saint Francis (PA)	66	63								
230	A	Saint Francis (PA)	66	78	197	H	Robert Morris	57	60								

Non-Div I Games:

Bryant

■ Loss,
 ■ Non-Conf,
 ■ S Site,
 ■ H Home
 ■ A Away
 N Neutral

Average RPI Win:	223	WON-LOST	WINNING	LAST 10	STRENGTH OF	OPP. STRENGTH	TEAM	ADJ.	CONF.	ADJ CONF.
Average RPI Loss:	87	RECORD	PCT. RANK	GAMES	SCHEDULE	OF SCHEDULE	RPI	RPI	RPI	RPI
DIV. I ONLY	23- 5	19	1- 0	165	201	48	48	18	18	
DIV. I NON-CONF.	9- 3	61	0- 0	109	153	34	34	21	21	
TOTALS	RPI 1-25	RPI 26-50	W-L RECORDS	RPI 51-100	RPI 101-150	RPI 150+				
23- 5	0- 2	1- 0	OVERALL	1- 1	3- 0	18- 2				
11- 1	0- 0	1- 0	HOME	1- 0	2- 0	7- 1				
10- 4	0- 2	0- 0	AWAY	0- 1	1- 0	9- 1				
2- 0	0- 0	0- 0	NEUTRAL	0- 0	0- 0	2- 0				
9- 3	0- 2	1- 0	NON-CONFERENCE	0- 1	1- 0	7- 0				
4- 0	0- 0	1- 0	HOME	0- 0	1- 0	2- 0				
3- 3	0- 2	0- 0	AWAY	0- 1	0- 0	3- 0				
2- 0	0- 0	0- 0	NEUTRAL	0- 0	0- 0	2- 0				
14- 2	0- 0	0- 0	CONFERENCE	1- 0	2- 0	11- 2				
7- 1	0- 0	0- 0	HOME	1- 0	1- 0	5- 1				
7- 1	0- 0	0- 0	AWAY	0- 0	1- 0	6- 1				
0- 0	0- 0	0- 0	NEUTRAL	0- 0	0- 0	0- 0				

RPI 1-25				RPI 26-50				Team's RPI: 48				RPI 51-100				RPI 101+			
RPI	S	Opponent	Score	RPI	S	Opponent	Score	RPI	S	Opponent	Score	RPI	S	Opponent	Score	RPI	S	Opponent	Score
10	A	Syracuse	56 70	46	H	Quinnipiac	75 58	64	A	Drexel	42 64	119	H	Youngstown St.	73 68				
12	A	Iowa St.	61 86					71	H	American	71 56	140	A	Lehigh	73 68				
												140	H	Lehigh	71 53				
												157	A	Boston U.	62 58				
												157	H	Boston U.	62 70				
												177	H	Rider	80 59				
												191	A	Holy Cross	60 61				
												191	H	Holy Cross	75 71				
												227	N	Massachusetts	77 58				
												228	A	Navy	77 43				
												228	H	Navy	90 48				
												234	A	Monmouth	70 32				
												246	A	Colgate	90 62				
												246	H	Colgate	76 58				
												259	A	St. Bonaventure	77 46				
												272	A	Brown	91 78				
												282	A	Army West Point	66 52				
												293	N	Fairfield	77 54				
												296	A	Loyola Maryland	75 57				
												296	H	Loyola Maryland	87 55				
												324	H	Iona	81 43				
												326	A	Lafayette	56 47				
												326	H	Lafayette	75 43				
LAST 12 Division I GAMES:																			
228	H	Navy	90 48	157	A	Boston U.	62 58												
191	A	Holy Cross	60 61	228	A	Navy	77 43												
296	H	Loyola Maryland	87 55	191	H	Holy Cross	75 71												
246	H	Colgate	76 58	296	A	Loyola Maryland	75 57												
140	A	Lehigh	73 68	246	A	Colgate	90 62												
326	H	Lafayette	75 43	140	H	Lehigh	71 53												

Non-Div I Games:

Bucknell

■ Loss,
 ■ Non-Conf, S Site,
 ■ Home
 ■ Away
 N Neutral

Average RPI Win:	167	WON-LOST	WINNING	LAST 10	STRENGTH OF	OPP. STRENGTH	TEAM	ADJ.	CONF.	ADJ CONF.
Average RPI Loss:	73	RECORD	PCT. RANK	GAMES	SCHEDULE	OF SCHEDULE	RPI	RPI	RPI	RPI
DIV. I ONLY	18- 8	69	1- 0	50	89	36	36	7	7	
DIV. I NON-CONF.	8- 3	72	0- 0	100	100	41	41	9	9	
TOTALS	RPI 1-25	RPI 26-50	W-L RECORDS	RPI 51-100	RPI 101-150	RPI 150+				
18- 8	0- 4	3- 1	OVERALL	4- 0	1- 2	10- 1				
7- 3	0- 2	0- 1	HOME	3- 0	1- 0	3- 0				
9- 5	0- 2	2- 0	AWAY	0- 0	0- 2	7- 1				
2- 0	0- 0	1- 0	NEUTRAL	1- 0	0- 0	0- 0				
8- 3	0- 2	1- 0	NON-CONFERENCE	1- 0	0- 1	6- 0				
2- 1	0- 1	0- 0	HOME	0- 0	0- 0	2- 0				
4- 2	0- 1	0- 0	AWAY	0- 0	0- 1	4- 0				
2- 0	0- 0	1- 0	NEUTRAL	1- 0	0- 0	0- 0				
10- 5	0- 2	2- 1	CONFERENCE	3- 0	1- 1	4- 1				
5- 2	0- 1	0- 1	HOME	3- 0	1- 0	1- 0				
5- 3	0- 1	2- 0	AWAY	0- 0	0- 1	3- 1				
0- 0	0- 0	0- 0	NEUTRAL	0- 0	0- 0	0- 0				

RPI 1-25				RPI 26-50				Team's RPI: 36		RPI 51-100				RPI 101+			
RPI	S	Opponent	Score	RPI	S	Opponent	Score		RPI	S	Opponent	Score	RPI	S	Opponent	Score	
4	H	Stanford	55 62	29	N	South Dakota St.	61 55		77	H	Kent St.	75 66	122	A	Dayton	59 72	
5	A	Oregon	82 102	39	A	Ohio	73 43		88	H	Toledo	73 63	141	A	Akron	59 70	
24	A	Central Mich.	65 76	39	H	Ohio	71 74		93	N	Georgetown	73 64	141	H	Akron	91 72	
24	H	Central Mich.	95 100	45	A	Miami (OH)	66 59		97	H	Northern Ill.	93 64	192	A	UMES	69 63	
													198	A	Dartmouth	75 69	
													199	A	Eastern Mich.	91 84	
													208	A	Ball St.	97 58	
													208	H	Ball St.	77 65	
													223	A	Bowling Green	72 78	
													259	H	St. Bonaventure	90 43	
													267	H	Niagara	88 61	
													268	A	Western Mich.	61 59	
													278	A	Canisius	84 66	
													318	A	Central Conn. St.	82 69	
LAST 12 Division I GAMES:																	
				39	A	Ohio	73 43		24	A	Central Mich.	65 76					
				141	A	Akron	59 70		208	A	Ball St.	97 58					
				24	H	Central Mich.	95 100		97	H	Northern Ill.	93 64					
				223	A	Bowling Green	72 78		141	H	Akron	91 72					
				77	H	Kent St.	75 66		268	A	Western Mich.	61 59					
				88	H	Toledo	73 63		208	H	Ball St.	77 65					

Non-Div I Games:

Buffalo

■ Loss,
 ■ Non-Conf,
 ■ S Site,
 ■ Home
 ■ A Away
 N Neutral

Average RPI Win:	157	WON-LOST	WINNING	LAST 10	STRENGTH OF	OPP. STRENGTH	TEAM	ADJ.	CONF.	ADJ CONF.
Average RPI Loss:	68	RECORD	PCT. RANK	GAMES	SCHEDULE	OF SCHEDULE	RPI	RPI	RPI	RPI
DIV. I ONLY	20- 7	53	0- 1	108	68	49	49	6	6	
DIV. I NON-CONF.	10- 1	17	0- 0	272	164	58	58	4	4	
TOTALS	RPI 1-25	RPI 26-50	W-L RECORDS	RPI 51-100	RPI 101-150	RPI 150+				
20- 7	1- 3	1- 0	OVERALL	2- 1	6- 3	10- 0				
11- 3	0- 2	0- 0	HOME	0- 0	3- 1	8- 0				
7- 4	1- 1	1- 0	AWAY	1- 1	3- 2	1- 0				
2- 0	0- 0	0- 0	NEUTRAL	1- 0	0- 0	1- 0				
10- 1	0- 0	0- 0	NON-CONFERENCE	1- 1	1- 0	8- 0				
7- 0	0- 0	0- 0	HOME	0- 0	0- 0	7- 0				
1- 1	0- 0	0- 0	AWAY	0- 1	1- 0	0- 0				
2- 0	0- 0	0- 0	NEUTRAL	1- 0	0- 0	1- 0				
10- 6	1- 3	1- 0	CONFERENCE	1- 0	5- 3	2- 0				
4- 3	0- 2	0- 0	HOME	0- 0	3- 1	1- 0				
6- 3	1- 1	1- 0	AWAY	1- 0	2- 2	1- 0				
0- 0	0- 0	0- 0	NEUTRAL	0- 0	0- 0	0- 0				

RPI S	Opponent	Score	RPI S	Opponent	Score	RPI S	Opponent	Score	RPI S	Opponent	Score
11	A Marquette	61 57	47	A Villanova	63 55	51	A Indiana	46 66	104	A St. John's (NY)	73 68
11	H Marquette	58 87				72	N Ohio St.	66 53	104	H St. John's (NY)	66 45
25	A DePaul	62 76				93	A Georgetown	59 50	105	A Creighton	75 43
25	H DePaul	78 86							105	H Creighton	66 46
									114	A Providence	68 74
									114	H Providence	63 66
									139	A Seton Hall	62 83
									139	H Seton Hall	62 59
									141	A Akron	63 47
									154	H Illinois St.	58 56
									187	H Indiana St.	72 49
									188	A Xavier	63 41
									188	H Xavier	63 38
									199	N Eastern Mich.	73 63
									208	H Ball St.	64 47
									231	H Western Ill.	92 51
									265	H Murray St.	86 65
									287	H Eastern Ill.	72 37
									321	H UMass Lowell	89 36
LAST 12 Division I GAMES:											
25	A DePaul	62 76	104	A St. John's (NY)	73 68						
11	A Marquette	61 57	11	H Marquette	58 87						
114	H Providence	63 66	25	H DePaul	78 86						
105	H Creighton	66 46	105	A Creighton	75 43						
188	H Xavier	63 38	114	A Providence	68 74						
139	A Seton Hall	62 83	188	A Xavier	63 41						

Non-Div I Games:

Butler

CSU Bakersfield

Through Games Of Feb. 28, 2019

Average RPI Win:	270	WON-LOST	WINNING	LAST 10	STRENGTH OF	OPP. STRENGTH	TEAM	ADJ.	CONF.	ADJ CONF.
Average RPI Loss:	211	RECORD	PCT. RANK	GAMES	SCHEDULE	OF SCHEDULE	RPI	RPI	RPI	RPI
DIV. I ONLY	9- 15	246	0- 1	297	322	263	263	30	30	
DIV. I NON-CONF.	2- 9	297	0- 0	270	252	304	304	30	30	
TOTALS	RPI 1-25	RPI 26-50	W-L RECORDS	RPI 51-100	RPI 101-150	RPI 150+				
9- 15	0- 1	0- 0	OVERALL	1- 0	0- 3	8- 11				
4- 3	0- 0	0- 0	HOME	1- 0	0- 2	3- 1				
5- 12	0- 1	0- 0	AWAY	0- 0	0- 1	5- 10				
0- 0	0- 0	0- 0	NEUTRAL	0- 0	0- 0	0- 0				
2- 9	0- 1	0- 0	NON-CONFERENCE	1- 0	0- 1	1- 7				
1- 1	0- 0	0- 0	HOME	1- 0	0- 1	0- 0				
1- 8	0- 1	0- 0	AWAY	0- 0	0- 0	1- 7				
0- 0	0- 0	0- 0	NEUTRAL	0- 0	0- 0	0- 0				
7- 6	0- 0	0- 0	CONFERENCE	0- 0	0- 2	7- 4				
3- 2	0- 0	0- 0	HOME	0- 0	0- 1	3- 1				
4- 4	0- 0	0- 0	AWAY	0- 0	0- 1	4- 3				
0- 0	0- 0	0- 0	NEUTRAL	0- 0	0- 0	0- 0				

RPI 1-25				RPI 26-50				RPI 51-100				RPI 101+ Team's RPI: 263			
RPI	S	Opponent	Score	RPI	S	Opponent	Score	RPI	S	Opponent	Score	RPI	S	Opponent	Score
20	A	Oregon St.	52 92					68	H	Wright St.	76 74	133	A	New Mexico St.	48 61
												133	H	New Mexico St.	59 61
												136	H	UC Riverside	67 79
												176	A	North Texas	59 71
												182	A	UC Irvine	78 85
												209	A	SMU	43 49
												226	A	UMKC	67 57
												226	H	UMKC	85 71
												235	A	UTRGV	56 64
												235	H	UTRGV	68 63
												255	A	California Baptist	43 67
												255	H	California Baptist	45 68
												258	A	Cal St. Fullerton	56 64
												273	A	Utah Valley	70 78
												280	A	UTEP	47 53
												300	A	UC Santa Barbara	56 48
												303	A	San Jose St.	72 82
												320	A	Omaha	46 53
												334	A	Grand Canyon	59 46
												344	A	Seattle U	70 60
												350	A	Chicago St.	67 56
												350	H	Chicago St.	80 47
LAST 12 Division I GAMES:															
255	A	California Baptist	43 67	255	H	California Baptist	45 68								
226	H	UMKC	85 71	350	A	Chicago St.	67 56								
350	H	Chicago St.	80 47	226	A	UMKC	67 57								
235	A	UTRGV	56 64	133	H	New Mexico St.	59 61								
133	A	New Mexico St.	48 61	235	H	UTRGV	68 63								
334	A	Grand Canyon	59 46	273	A	Utah Valley	70 78								

Non-Div I Games: Whittier 74 46 Westcliff 91 37

CSU Bakersfield

Loss, Non-Conf, S Site, H Home A Away N Neutral

Average RPI Win:	249	WON-LOST	WINNING	LAST 10	STRENGTH OF	OPP. STRENGTH	TEAM	ADJ.	CONF.	ADJ CONF.
Average RPI Loss:	94	RECORD	PCT. RANK	GAMES	SCHEDULE	OF SCHEDULE	RPI	RPI	RPI	RPI
DIV. I ONLY	14- 13	169	0- 1	152	146	152	152	21	21	
DIV. I NON-CONF.	6- 8	199	0- 1	111	42	152	152	20	20	
TOTALS	RPI 1-25	RPI 26-50	W-L RECORDS	RPI 51-100	RPI 101-150	RPI 150+				
14- 13	0- 2	0- 2	OVERALL	0- 5	2- 2	12- 2				
9- 3	0- 0	0- 0	HOME	0- 2	2- 1	7- 0				
5- 10	0- 2	0- 2	AWAY	0- 3	0- 1	5- 2				
0- 0	0- 0	0- 0	NEUTRAL	0- 0	0- 0	0- 0				
6- 8	0- 2	0- 2	NON-CONFERENCE	0- 3	1- 1	5- 0				
4- 2	0- 0	0- 0	HOME	0- 1	1- 1	3- 0				
2- 6	0- 2	0- 2	AWAY	0- 2	0- 0	2- 0				
0- 0	0- 0	0- 0	NEUTRAL	0- 0	0- 0	0- 0				
8- 5	0- 0	0- 0	CONFERENCE	0- 2	1- 1	7- 2				
5- 1	0- 0	0- 0	HOME	0- 1	1- 0	4- 0				
3- 4	0- 0	0- 0	AWAY	0- 1	0- 1	3- 2				
0- 0	0- 0	0- 0	NEUTRAL	0- 0	0- 0	0- 0				

RPI 1-25				RPI 26-50				RPI 51-100				RPI 101+ Team's RPI: 152			
RPI	S	Opponent	Score	RPI	S	Opponent	Score	RPI	S	Opponent	Score	RPI	S	Opponent	Score
4	A	Stanford	43 69	38	A	California	42 67	56	A	Boise St.	63 74	108	H	Loyola Marymount	53 72
23	A	Drake	63 73	42	A	Southern California	42 58	76	A	Idaho	73 88	136	A	UC Riverside	51 63
								83	H	Harvard	55 75	136	H	UC Riverside	69 56
								86	A	UC Davis	54 70	145	H	Washington St.	65 52
								86	H	UC Davis	49 60	165	A	Santa Clara	53 38
												182	A	UC Irvine	61 65
												236	A	Hawaii	49 29
												241	H	San Diego St.	77 74
												255	H	California Baptist	73 67
												258	A	Cal St. Fullerton	73 64
												258	H	Cal St. Fullerton	74 44
												275	A	Long Beach St.	51 37
												275	H	Long Beach St.	60 45
												300	A	UC Santa Barbara	60 61
												300	H	UC Santa Barbara	73 65
												303	H	San Jose St.	76 40
												317	H	Cal Poly	68 52
												320	A	Omaha	64 52
LAST 12 Division I GAMES:															
83	H	Harvard	55 75	86	A	UC Davis	54 70	258	H	Cal St. Fullerton	74 44				
136	A	UC Riverside	51 63	275	A	Long Beach St.	51 37	86	H	UC Davis	49 60				
275	H	Long Beach St.	60 45	136	H	UC Riverside	69 56	236	A	Hawaii	49 29				
258	A	Cal St. Fullerton	73 64												
317	H	Cal Poly	68 52												
300	A	UC Santa Barbara	60 61												

Non-Div I Games:

CSUN

■ Loss,
 ■ Non-Conf,
 ■ S Site,
 ■ Home
 ■ A Away
 N Neutral

Average RPI Win:	272	WON-LOST	WINNING	LAST 10	STRENGTH OF	OPP. STRENGTH	TEAM	ADJ.	CONF.	ADJ CONF.
Average RPI Loss:	167	RECORD	PCT. RANK	GAMES	SCHEDULE	OF SCHEDULE	RPI	RPI	RPI	RPI
DIV. I ONLY	5- 19	316	0- 1	260	178	317	317	21	21	
DIV. I NON-CONF.	2- 8	293	0- 0	250	47	293	293	20	20	
TOTALS	RPI 1-25	RPI 26-50	W-L RECORDS	RPI 51-100	RPI 101-150	RPI 150+				
5- 19	0- 1	0- 1	OVERALL	0- 4	0- 2	5- 11				
4- 7	0- 0	0- 0	HOME	0- 3	0- 1	4- 3				
1- 11	0- 1	0- 1	AWAY	0- 1	0- 1	1- 7				
0- 1	0- 0	0- 0	NEUTRAL	0- 0	0- 0	0- 1				
2- 8	0- 1	0- 1	NON-CONFERENCE	0- 3	0- 0	2- 3				
1- 3	0- 0	0- 0	HOME	0- 2	0- 0	1- 1				
1- 4	0- 1	0- 1	AWAY	0- 1	0- 0	1- 1				
0- 1	0- 0	0- 0	NEUTRAL	0- 0	0- 0	0- 1				
3- 11	0- 0	0- 0	CONFERENCE	0- 1	0- 2	3- 8				
3- 4	0- 0	0- 0	HOME	0- 1	0- 1	3- 2				
0- 7	0- 0	0- 0	AWAY	0- 0	0- 1	0- 6				
0- 0	0- 0	0- 0	NEUTRAL	0- 0	0- 0	0- 0				

RPI 1-25				RPI 26-50				RPI 51-100				RPI 101+ Team's RPI: 317			
RPI	S	Opponent	Score	RPI	S	Opponent	Score	RPI	S	Opponent	Score	RPI	S	Opponent	Score
20	A	Oregon St.	54 79	31	A	UCLA	35 81	55	H	Saint Mary's (CA)	51 69	136	A	UC Riverside	66 80
								86	H	UC Davis	61 85	136	H	UC Riverside	68 75
								91	A	Fresno St.	58 76	152	A	CSUN	52 68
								94	H	Pepperdine	63 70	181	H	Eastern Wash.	59 55
												182	A	UC Irvine	57 73
												182	H	UC Irvine	59 75
												213	H	Illinois	51 74
												236	A	Hawaii	52 70
												236	H	Hawaii	54 71
												239	N	San Francisco	62 65
												256	A	Sacramento St.	85 88
												258	A	Cal St. Fullerton	64 78
												258	H	Cal St. Fullerton	69 58
												275	A	Long Beach St.	58 61
												275	H	Long Beach St.	66 59
												300	A	UC Santa Barbara	42 44
												300	H	UC Santa Barbara	75 67
												344	A	Seattle U	60 50
LAST 12 Division I GAMES:															
300	A	UC Santa Barbara	42 44	275	H	Long Beach St.	66 59								
258	H	Cal St. Fullerton	69 58	236	A	Hawaii	52 70								
136	H	UC Riverside	68 75	182	A	UC Irvine	57 73								
136	A	UC Riverside	66 80	236	H	Hawaii	54 71								
152	A	CSUN	52 68	258	A	Cal St. Fullerton	64 78								
86	H	UC Davis	61 85	275	A	Long Beach St.	58 61								

Non-Div I Games: Academy of Art 87 65

Cal Poly

■ Loss,
 ■ Non-Conf,
 ■ S Site,
 ■ H Home
 ■ A Away
 N Neutral

Average RPI Win:	270	WON-LOST	WINNING	LAST 10	STRENGTH OF	OPP. STRENGTH	TEAM	ADJ.	CONF.	ADJ CONF.
Average RPI Loss:	171	RECORD	PCT. RANK	GAMES	SCHEDULE	OF SCHEDULE	RPI	RPI	RPI	RPI
DIV. I ONLY	12- 13	188	1- 0	308	264	258	258	21	21	
DIV. I NON-CONF.	7- 5	132	0- 0	322	289	236	236	20	20	
TOTALS	RPI 1-25	RPI 26-50	W-L RECORDS	RPI 51-100	RPI 101-150	RPI 150+				
12- 13	0- 0	0- 0	OVERALL	0- 3	0- 1	12- 9				
7- 6	0- 0	0- 0	HOME	0- 2	0- 0	7- 4				
5- 7	0- 0	0- 0	AWAY	0- 1	0- 1	5- 5				
0- 0	0- 0	0- 0	NEUTRAL	0- 0	0- 0	0- 0				
7- 5	0- 0	0- 0	NON-CONFERENCE	0- 1	0- 0	7- 4				
3- 3	0- 0	0- 0	HOME	0- 1	0- 0	3- 2				
4- 2	0- 0	0- 0	AWAY	0- 0	0- 0	4- 2				
0- 0	0- 0	0- 0	NEUTRAL	0- 0	0- 0	0- 0				
5- 8	0- 0	0- 0	CONFERENCE	0- 2	0- 1	5- 5				
4- 3	0- 0	0- 0	HOME	0- 1	0- 0	4- 2				
1- 5	0- 0	0- 0	AWAY	0- 1	0- 1	1- 3				
0- 0	0- 0	0- 0	NEUTRAL	0- 0	0- 0	0- 0				

RPI 1-25				RPI 26-50				RPI 51-100				RPI 101+ Team's RPI: 258			
RPI	S	Opponent	Score	RPI	S	Opponent	Score	RPI	S	Opponent	Score	RPI	S	Opponent	Score
								86	A	UC Davis	51 75	136	A	UC Riverside	59 62
								86	H	UC Davis	39 75	152	A	CSUN	44 74
								95	H	Pacific	64 72	152	H	CSUN	64 73
												155	A	Washington	74 83
												165	H	Santa Clara	60 64
												182	A	UC Irvine	61 65
												182	H	UC Irvine	67 58
												186	A	Portland	74 83
												198	H	Dartmouth	67 62
												233	A	Columbia	61 58
												236	H	Hawaii	72 68
												241	H	San Diego St.	72 83
												255	A	California Baptist	79 65
												263	H	CSU Bakersfield	64 56
												273	H	Utah Valley	56 55
												275	H	Long Beach St.	53 59
												300	A	UC Santa Barbara	59 52
												300	H	UC Santa Barbara	74 62
												317	A	Cal Poly	58 69
												317	H	Cal Poly	78 64
												342	A	Saint Peter's	69 45
												344	A	Seattle U	57 54
LAST 12 Division I GAMES:															
182	H	UC Irvine	67 58	275	H	Long Beach St.	53 59								
317	A	Cal Poly	58 69	152	A	CSUN	44 74								
300	H	UC Santa Barbara	74 62	86	H	UC Davis	39 75								
152	H	CSUN	64 73	300	A	UC Santa Barbara	59 52								
182	A	UC Irvine	61 65	317	H	Cal Poly	78 64								
136	A	UC Riverside	59 62	86	A	UC Davis	51 75								

Non-Div I Games: Antelope Valley 77 65

Cal St. Fullerton

■ Loss,
 ■ Non-Conf,
 ■ S Site,
 ■ H Home
 ■ A Away
 N Neutral

California

Through Games Of Feb. 28, 2019

Average RPI Win:	119	WON-LOST	WINNING	LAST 10	STRENGTH OF	OPP. STRENGTH	TEAM	ADJ.	CONF.	ADJ CONF.
Average RPI Loss:	34	RECORD	PCT. RANK	GAMES	SCHEDULE	OF SCHEDULE	RPI	RPI	RPI	RPI
DIV. I ONLY	16- 11	123	1- 0	14	6	38	38	2	2	
DIV. I NON-CONF.	9- 2	43	0- 0	56	33	27	27	2	2	
TOTALS	RPI 1-25	RPI 26-50	W-L RECORDS	RPI 51-100	RPI 101-150	RPI 150+				
16- 11	2- 5	2- 3	OVERALL	3- 3	3- 0	6- 0				
9- 5	2- 3	1- 1	HOME	1- 1	2- 0	3- 0				
5- 6	0- 2	1- 2	AWAY	1- 2	1- 0	2- 0				
2- 0	0- 0	0- 0	NEUTRAL	1- 0	0- 0	1- 0				
9- 2	0- 1	1- 0	NON-CONFERENCE	2- 1	2- 0	4- 0				
3- 2	0- 1	0- 0	HOME	0- 1	1- 0	2- 0				
4- 0	0- 0	1- 0	AWAY	1- 0	1- 0	1- 0				
2- 0	0- 0	0- 0	NEUTRAL	1- 0	0- 0	1- 0				
7- 9	2- 4	1- 3	CONFERENCE	1- 2	1- 0	2- 0				
6- 3	2- 2	1- 1	HOME	1- 0	1- 0	1- 0				
1- 6	0- 2	0- 2	AWAY	0- 2	0- 0	1- 0				
0- 0	0- 0	0- 0	NEUTRAL	0- 0	0- 0	0- 0				

RPI 1-25				RPI 26-50				Team's RPI: 38	RPI 51-100				RPI 101+			
RPI	S	Opponent	Score	RPI	S	Opponent	Score		RPI	S	Opponent	Score	RPI	S	Opponent	Score
4	A	Stanford	50 75	30	A	BYU	70 52		55	A	Saint Mary's (CA)	81 78	102	H	Houston	80 79
4	H	Stanford	81 80	31	A	UCLA	74 80		60	A	Utah	74 87	127	A	Penn St.	75 58
5	H	Oregon	82 105	31	H	UCLA	79 84		78	A	Arizona	55 60	145	H	Washington St.	77 63
6	H	UConn	66 76	42	A	Southern California	76 86		78	H	Arizona	82 76	152	H	CSUN	67 42
19	A	Arizona St.	61 62	42	H	Southern California	66 59		83	H	Harvard	79 85	155	H	Washington	79 70
19	H	Arizona St.	69 60						95	N	Pacific	81 69	163	A	Colorado	80 60
20	H	Oregon St.	74 82										164	N	Tulane	65 57
													266	A	San Diego	70 53
													300	H	UC Santa Barbara	69 45
LAST 12 Division I GAMES:																
78	H	Arizona	82 76	4	A	Stanford	50 75									
19	H	Arizona St.	69 60	4	H	Stanford	81 80									
31	A	UCLA	74 80	163	A	Colorado	80 60									
42	A	Southern California	76 86	60	A	Utah	74 87									
20	H	Oregon St.	74 82	155	H	Washington	79 70									
5	H	Oregon	82 105	145	H	Washington St.	77 63									

Non-Div I Games:

California

■ Loss,
 ■ Non-Conf, S Site,
 ■ Home
 ■ Away
 N Neutral

Average RPI Win:	288	WON-LOST	WINNING	LAST 10	STRENGTH OF	OPP. STRENGTH	TEAM	ADJ.	CONF.	ADJ CONF.
Average RPI Loss:	197	RECORD	PCT. RANK	GAMES	SCHEDULE	OF SCHEDULE	RPI	RPI	RPI	RPI
DIV. I ONLY	12- 10	152	1- 0	343	311	255	255	30	30	
DIV. I NON-CONF.	3- 6	241	0- 0	231	233	243	243	30	30	
TOTALS	RPI 1-25	RPI 26-50	W-L RECORDS	RPI 51-100	RPI 101-150	RPI 150+				
12- 10	0- 0	0- 1	OVERALL	0- 0	1- 2	11- 7				
6- 3	0- 0	0- 0	HOME	0- 0	1- 1	5- 2				
6- 6	0- 0	0- 0	AWAY	0- 0	0- 1	6- 5				
0- 1	0- 0	0- 1	NEUTRAL	0- 0	0- 0	0- 0				
3- 6	0- 0	0- 1	NON-CONFERENCE	0- 0	1- 1	2- 4				
1- 2	0- 0	0- 0	HOME	0- 0	1- 1	0- 1				
2- 3	0- 0	0- 0	AWAY	0- 0	0- 0	2- 3				
0- 1	0- 0	0- 1	NEUTRAL	0- 0	0- 0	0- 0				
9- 4	0- 0	0- 0	CONFERENCE	0- 0	0- 1	9- 3				
5- 1	0- 0	0- 0	HOME	0- 0	0- 0	5- 1				
4- 3	0- 0	0- 0	AWAY	0- 0	0- 1	4- 2				
0- 0	0- 0	0- 0	NEUTRAL	0- 0	0- 0	0- 0				

RPI 1-25			RPI 26-50			RPI 51-100			RPI 101+			Team's RPI: 255			
RPI	S	Opponent	Score	RPI	S	Opponent	Score	RPI	S	Opponent	Score	RPI	S	Opponent	Score
				30	N	BYU	69 76					109	H	Idaho St.	57 72
												133	A	New Mexico St.	69 76
												136	H	UC Riverside	65 57
												152	A	CSUN	67 73
												226	A	UMKC	95 92
												226	H	UMKC	74 78
												235	A	UTRGV	56 60
												241	A	San Diego St.	67 83
												254	A	Northern Ariz.	88 91
												258	H	Cal St. Fullerton	65 79
												263	A	CSU Bakersfield	68 45
												263	H	CSU Bakersfield	67 43
												273	H	Utah Valley	83 54
												275	A	Long Beach St.	85 83
												300	A	UC Santa Barbara	76 64
												334	A	Grand Canyon	71 75
												334	H	Grand Canyon	93 50
												344	A	Seattle U	86 64
												344	H	Seattle U	100 83
												350	A	Chicago St.	93 67
												350	H	Chicago St.	89 52
LAST 12 Division I GAMES:															
				344	A	Seattle U	86 64					273	H	Utah Valley	83 54
				263	H	CSU Bakersfield	67 43					334	A	Grand Canyon	71 75
				334	H	Grand Canyon	93 50					263	A	CSU Bakersfield	68 45
				226	A	UMKC	95 92					350	H	Chicago St.	89 52
				350	A	Chicago St.	93 67					226	H	UMKC	74 78
				344	H	Seattle U	100 83					235	A	UTRGV	56 60

Non-Div I Games: La Sierra 91 44 Notre Dame de Namur 80 47 Westcliff 133 43 Fresno Pacific 93 71

California Baptist

Average RPI Win:	290	WON-LOST	WINNING	LAST 10	STRENGTH OF	OPP. STRENGTH	TEAM	ADJ.	CONF.	ADJ CONF.
Average RPI Loss:	165	RECORD	PCT. RANK	GAMES	SCHEDULE	OF SCHEDULE	RPI	RPI	RPI	RPI
DIV. I ONLY	14- 10	131	1- 0	311	309	215	215	28	28	
DIV. I NON-CONF.	6- 3	91	1- 0	335	310	222	222	29	29	
TOTALS	RPI 1-25	RPI 26-50	W-L RECORDS	RPI 51-100	RPI 101-150	RPI 150+				
14- 10	0- 0	0- 0	OVERALL	0- 3	0- 2	14- 5				
7- 5	0- 0	0- 0	HOME	0- 2	0- 0	7- 3				
6- 5	0- 0	0- 0	AWAY	0- 1	0- 2	6- 2				
1- 0	0- 0	0- 0	NEUTRAL	0- 0	0- 0	1- 0				
6- 3	0- 0	0- 0	NON-CONFERENCE	0- 1	0- 1	6- 1				
2- 2	0- 0	0- 0	HOME	0- 1	0- 0	2- 1				
3- 1	0- 0	0- 0	AWAY	0- 0	0- 1	3- 0				
1- 0	0- 0	0- 0	NEUTRAL	0- 0	0- 0	1- 0				
8- 7	0- 0	0- 0	CONFERENCE	0- 2	0- 1	8- 4				
5- 3	0- 0	0- 0	HOME	0- 1	0- 0	5- 2				
3- 4	0- 0	0- 0	AWAY	0- 1	0- 1	3- 2				
0- 0	0- 0	0- 0	NEUTRAL	0- 0	0- 0	0- 0				

RPI 1-25				RPI 26-50				RPI 51-100				RPI 101+ Team's RPI: 215					
RPI	S	Opponent	Score	RPI	S	Opponent	Score	RPI	S	Opponent	Score	RPI	S	Opponent	Score		
								82	A	Radford	57	61	117	A	Boston College	56	76
								82	H	Radford	52	56	126	A	High Point	60	65
								89	H	Old Dominion	59	83	190	A	UNC Asheville	52	60
												190	H	UNC Asheville	49	48	
												202	A	Hampton	50	61	
												202	H	Hampton	52	46	
												220	H	Howard	64	69	
												251	A	Gardner-Webb	69	63	
												251	H	Gardner-Webb	38	52	
												264	A	Norfolk St.	57	49	
												289	H	Col. of Charleston	66	65	
												292	H	Winthrop	46	59	
												295	A	Charleston So.	60	58	
												295	H	Charleston So.	52	51	
												298	H	UNC Greensboro	53	49	
												315	A	FIU	59	54	
												320	N	Omaha	65	52	
												329	H	Presbyterian	51	46	
												336	A	Longwood	66	60	
												340	A	Western Caro.	63	37	
												341	H	USC Upstate	61	41	
LAST 12 Division I GAMES:																	
315	A	FIU	59	54	341	H	USC Upstate	61	41								
82	A	Radford	57	61	336	A	Longwood	66	60								
295	H	Charleston So.	52	51	82	H	Radford	52	56								
251	A	Gardner-Webb	69	63	126	A	High Point	60	65								
202	A	Hampton	50	61	202	H	Hampton	52	46								
190	H	UNC Asheville	49	48	292	H	Winthrop	46	59								

Non-Div I Games: William Peace 65 36 Columbia (SC) 93 46

Campbell

Loss, Non-Conf, S Site, H Home A Away N Neutral

C
a
n
i
s
i
u
s

C
a
n
i
s
i
u
s

Canisius

Page 43

Central Ark.

Through Games Of Feb. 28, 2019

Average RPI Win: 320	WON-LOST	WINNING	LAST 10	STRENGTH OF	OPP. STRENGTH	TEAM	ADJ.	CONF.	ADJ CONF.
Average RPI Loss: 144	RECORD	PCT. RANK	GAMES	SCHEDULE	OF SCHEDULE	RPI	RPI	RPI	RPI
DIV. I ONLY	7- 14	265	0- 1	238	283	270	270	25	25
DIV. I NON-CONF.	1- 5	311	0- 0	197	86	265	265	23	23
TOTALS	RPI 1-25	RPI 26-50	W-L RECORDS	RPI 51-100	RPI 101-150	RPI 150+			
7- 14	0- 1	0- 1	OVERALL	0- 4	0- 1	7- 7			
4- 4	0- 0	0- 0	HOME	0- 2	0- 0	4- 2			
3- 10	0- 1	0- 1	AWAY	0- 2	0- 1	3- 5			
0- 0	0- 0	0- 0	NEUTRAL	0- 0	0- 0	0- 0			
1- 5	0- 1	0- 1	NON-CONFERENCE	0- 1	0- 1	1- 1			
0- 1	0- 0	0- 0	HOME	0- 1	0- 0	0- 0			
1- 4	0- 1	0- 1	AWAY	0- 0	0- 1	1- 1			
0- 0	0- 0	0- 0	NEUTRAL	0- 0	0- 0	0- 0			
6- 9	0- 0	0- 0	CONFERENCE	0- 3	0- 0	6- 6			
4- 3	0- 0	0- 0	HOME	0- 1	0- 0	4- 2			
2- 6	0- 0	0- 0	AWAY	0- 2	0- 0	2- 4			
0- 0	0- 0	0- 0	NEUTRAL	0- 0	0- 0	0- 0			

RPI 1-25				RPI 26-50				RPI 51-100				RPI 101+ Team's RPI: 270			
RPI	S	Opponent	Score	RPI	S	Opponent	Score	RPI	S	Opponent	Score	RPI	S	Opponent	Score
16	A	Texas A&M	27 84	34	A	Kansas St.	54 70	62	A	Lamar University	37 57	130	A	Oklahoma	52 65
								79	A	SFA	43 79	159	A	Abilene Christian	70 77
								79	H	SFA	53 59	173	A	Nicholls St.	52 68
								96	H	South Alabama	50 58	173	H	Nicholls St.	60 64
												185	A	Sam Houston St.	62 66
												244	H	A&M-Corpus Christi	65 73
												279	A	Jackson St.	56 65
												291	A	New Orleans	62 60
												304	H	Incarinate Word	74 43
												306	A	Southeastern La.	53 62
												306	H	Southeastern La.	75 33
												323	H	McNeese	76 45
												328	H	Northwestern St.	74 52
												337	A	Houston Baptist	77 58
												351	A	Alcorn	57 46
LAST 12 Division I GAMES:															
		79	A	SFA	43	79				79	H	SFA	53	59	
		173	A	Nicholls St.	52	68				159	A	Abilene Christian	70	77	
		323	H	McNeese	76	45				291	A	New Orleans	62	60	
		337	A	Houston Baptist	77	58				173	H	Nicholls St.	60	64	
		306	H	Southeastern La.	75	33				304	H	Incarinate Word	74	43	
		328	H	Northwestern St.	74	52				62	A	Lamar University	37	57	

Non-Div I Games: Central Baptist 55 34 Crowley's Ridge 91 33 Williams Baptist 70 35 Hendrix 72 40
Central Ark.

Loss, Non-Conf, S Site, H Home A Away N Neutral

Average RPI Win:	290	WON-LOST	WINNING	LAST 10	STRENGTH OF	OPP. STRENGTH	TEAM	ADJ.	CONF.	ADJ CONF.
Average RPI Loss:	210	RECORD	PCT. RANK	GAMES	SCHEDULE	OF SCHEDULE	RPI	RPI	RPI	RPI
DIV. I ONLY	6- 19	301	0- 1	282	326	318	318	31	31	
DIV. I NON-CONF.	3- 7	256	0- 0	179	205	240	240	31	31	
TOTALS	RPI 1-25	RPI 26-50	W-L RECORDS	RPI 51-100	RPI 101-150	RPI 150+				
6- 19	0- 0	0- 2	OVERALL	0- 0	0- 3	6- 14				
4- 7	0- 0	0- 1	HOME	0- 0	0- 2	4- 4				
2- 12	0- 0	0- 1	AWAY	0- 0	0- 1	2- 10				
0- 0	0- 0	0- 0	NEUTRAL	0- 0	0- 0	0- 0				
3- 7	0- 0	0- 2	NON-CONFERENCE	0- 0	0- 3	3- 2				
1- 3	0- 0	0- 1	HOME	0- 0	0- 2	1- 0				
2- 4	0- 0	0- 1	AWAY	0- 0	0- 1	2- 2				
0- 0	0- 0	0- 0	NEUTRAL	0- 0	0- 0	0- 0				
3- 12	0- 0	0- 0	CONFERENCE	0- 0	0- 0	3- 12				
3- 4	0- 0	0- 0	HOME	0- 0	0- 0	3- 4				
0- 8	0- 0	0- 0	AWAY	0- 0	0- 0	0- 8				
0- 0	0- 0	0- 0	NEUTRAL	0- 0	0- 0	0- 0				

RPI S	Opponent	Score	RPI S	Opponent	Score	RPI S	Opponent	Score	RPI S	Opponent	Score	Team's RPI: 318
26	A Rutgers	44 73	36	H Buffalo	69 82				113	H Hartford	52 54	
									116	A Yale	46 58	
									140	H Lehigh	62 88	
									197	A Robert Morris	40 60	
									197	H Robert Morris	57 64	
									217	A Sacred Heart	61 66	
									217	H Sacred Heart	46 73	
									227	A Massachusetts	59 74	
									230	A Saint Francis (PA)	68 83	
									230	H Saint Francis (PA)	73 62	
									237	A Mt. St. Mary's	53 84	
									237	H Mt. St. Mary's	44 61	
									245	A Albany (NY)	60 53	
									262	A St. Francis Brooklyn	58 70	
									272	A Brown	63 68	
									299	A Bryant	60 72	
									299	H Bryant	66 65	
									308	A Morgan St.	60 36	
									310	A Wagner	62 70	
									310	H Wagner	63 75	
									314	H New Hampshire	56 47	
									346	H LIU Brooklyn	63 57	
									347	A Fairleigh Dickinson	67 74	
LAST 12 Division I GAMES:												
237	H Mt. St. Mary's	44 61	299	H Bryant	66 65							
217	H Sacred Heart	46 73	346	H LIU Brooklyn	63 57							
262	A St. Francis Brooklyn	58 70	299	A Bryant	60 72							
310	A Wagner	62 70	197	H Robert Morris	57 64							
197	A Robert Morris	40 60	230	H Saint Francis (PA)	73 62							
230	A Saint Francis (PA)	68 83	237	A Mt. St. Mary's	53 84							

Non-Div I Games:

Central Conn. St.

■ Loss,
 ■ Non-Conf,
 ■ S Site,
 ■ H Home
 ■ A Away
 N Neutral

Central Mich.

Through Games Of Feb. 28, 2019

Average RPI Win:	139	WON-LOST	WINNING	LAST 10	STRENGTH OF	OPP. STRENGTH	TEAM	ADJ.	CONF.	ADJ CONF.
Average RPI Loss:	61	RECORD	PCT. RANK	GAMES	SCHEDULE	OF SCHEDULE	RPI	RPI	RPI	RPI
DIV. I ONLY	21- 6	37	1- 0	49	64	24	24	7	7	
DIV. I NON-CONF.	9- 3	61	0- 0	90	6	42	42	9	9	
TOTALS	RPI 1-25	RPI 26-50	W-L RECORDS	RPI 51-100	RPI 101-150	RPI 150+				
21- 6	2- 1	4- 3	OVERALL	3- 1	3- 0	9- 1				
8- 4	1- 1	1- 3	HOME	1- 0	2- 0	3- 0				
12- 1	1- 0	3- 0	AWAY	2- 1	1- 0	5- 0				
1- 1	0- 0	0- 0	NEUTRAL	0- 0	0- 0	1- 1				
9- 3	2- 1	1- 1	NON-CONFERENCE	0- 0	2- 0	4- 1				
3- 2	1- 1	0- 1	HOME	0- 0	1- 0	1- 0				
5- 0	1- 0	1- 0	AWAY	0- 0	1- 0	2- 0				
1- 1	0- 0	0- 0	NEUTRAL	0- 0	0- 0	1- 1				
12- 3	0- 0	3- 2	CONFERENCE	3- 1	1- 0	5- 0				
5- 2	0- 0	1- 2	HOME	1- 0	1- 0	2- 0				
7- 1	0- 0	2- 0	AWAY	2- 1	0- 0	3- 0				
0- 0	0- 0	0- 0	NEUTRAL	0- 0	0- 0	0- 0				

RPI 1-25				RPI 26-50				RPI 51-100				RPI 101+			
RPI	S	Opponent	Score	RPI	S	Opponent	Score	RPI	S	Opponent	Score	RPI	S	Opponent	Score
3	H	Louisville	68 72	29	H	South Dakota St.	71 80	77	A	Kent St.	82 75	101	A	Virginia	74 61
17	A	Miami (FL)	90 80	36	A	Buffalo	100 95	88	A	Toledo	59 62	121	H	Western Ky.	108 90
18	H	UCF	75 68	36	H	Buffalo	76 65	97	A	Northern Ill.	89 66	141	H	Akron	94 71
				39	A	Ohio	88 70	97	H	Northern Ill.	76 52	164	N	Tulane	57 68
				39	H	Ohio	75 78					170	N	Chattanooga	73 50
				45	H	Miami (OH)	67 70					179	A	Vanderbilt	66 57
				46	A	Quinnipiac	67 52					199	H	Eastern Mich.	71 61
LAST 12 Division I GAMES:															
208	H	Ball St.	81 63	36	H	Buffalo	76 65					208	A	Ball St.	81 64
208	A	Ball St.	81 64	223	A	Bowling Green	92 54					208	H	Ball St.	81 63
97	H	Northern Ill.	76 52	199	H	Eastern Mich.	71 61					223	A	Bowling Green	92 54
36	A	Buffalo	100 95	88	A	Toledo	59 62					268	A	Western Mich.	87 53
268	A	Western Mich.	87 53	77	A	Kent St.	82 75					313	H	Oakland	104 61
39	H	Ohio	75 78	45	H	Miami (OH)	67 70					324	A	Iona	82 39

Non-Div I Games:

Central Mich.

■ Loss,
■ Non-Conf, S Site,
■ Home
■ Away
N Neutral

Charleston So.

Through Games Of Feb. 28, 2019

Average RPI Win:	284	WON-LOST	WINNING	LAST 10	STRENGTH OF	OPP. STRENGTH	TEAM	ADJ.	CONF.	ADJ CONF.
Average RPI Loss:	201	RECORD	PCT. RANK	GAMES	SCHEDULE	OF SCHEDULE	RPI	RPI	RPI	RPI
DIV. I ONLY	7- 16	276	1- 0	269	328	295	295	28	28	
DIV. I NON-CONF.	0- 8	336	0- 0	280	316	349	349	29	29	
TOTALS	RPI 1-25	RPI 26-50	W-L RECORDS	RPI 51-100	RPI 101-150	RPI 150+				
7- 16	0- 0	0- 0	OVERALL	0- 2	0- 2	7- 12				
3- 7	0- 0	0- 0	HOME	0- 1	0- 1	3- 5				
4- 9	0- 0	0- 0	AWAY	0- 1	0- 1	4- 7				
0- 0	0- 0	0- 0	NEUTRAL	0- 0	0- 0	0- 0				
0- 8	0- 0	0- 0	NON-CONFERENCE	0- 1	0- 0	0- 7				
0- 3	0- 0	0- 0	HOME	0- 0	0- 0	0- 3				
0- 5	0- 0	0- 0	AWAY	0- 1	0- 0	0- 4				
0- 0	0- 0	0- 0	NEUTRAL	0- 0	0- 0	0- 0				
7- 8	0- 0	0- 0	CONFERENCE	0- 1	0- 2	7- 5				
3- 4	0- 0	0- 0	HOME	0- 1	0- 1	3- 2				
4- 4	0- 0	0- 0	AWAY	0- 0	0- 1	4- 3				
0- 0	0- 0	0- 0	NEUTRAL	0- 0	0- 0	0- 0				

RPI 1-25			RPI 26-50			RPI 51-100				RPI 101+		Team's RPI: 295					
RPI	S	Opponent	Score	RPI	S	Opponent	Score	RPI	S	Opponent	Score	RPI	S	Opponent	Score		
								82	H	Radford	41	67	126	A	High Point	64	71
								98	A	Georgia	75	83	126	H	High Point	62	69
													158	H	Davidson	34	72
													161	H	Tennessee Tech	55	77
													190	H	UNC Asheville	70	59
													202	A	Hampton	72	57
													202	H	Hampton	66	74
													215	A	Campbell	51	52
													215	H	Campbell	58	60
													222	A	Florida	60	70
													229	H	Jacksonville	58	68
													251	A	Gardner-Webb	65	75
													251	H	Gardner-Webb	66	58
													253	A	North Florida	76	82
													289	A	Col. of Charleston	52	79
													292	A	Winthrop	52	57
													301	A	South Carolina St.	58	67
													329	A	Presbyterian	63	55
													336	A	Longwood	81	74
													341	A	USC Upstate	78	75
													341	H	USC Upstate	74	62
LAST 12 Division I GAMES:																	
				251	H	Gardner-Webb	66	58					329	A	Presbyterian	63	55
				215	A	Campbell	51	52					251	A	Gardner-Webb	65	75
				202	A	Hampton	72	57					126	A	High Point	64	71
				126	H	High Point	62	69					341	A	USC Upstate	78	75
				341	H	USC Upstate	74	62					82	H	Radford	41	67
				190	H	UNC Asheville	70	59					336	A	Longwood	81	74

Non-Div I Games: Converse 101 50 Columbia (SC) 89 57 Erskine 74 50

Charleston So.

Loss, Non-Conf, S Site, H Home A Away N Neutral

Average RPI Win:	197	WON-LOST	WINNING	LAST 10	STRENGTH OF	OPP. STRENGTH	TEAM	ADJ.	CONF.	ADJ CONF.
Average RPI Loss:	131	RECORD	PCT. RANK	GAMES	SCHEDULE	OF SCHEDULE	RPI	RPI	RPI	RPI
DIV. I ONLY	15- 11	134	1- 0	89	192	120	120	14	14	
DIV. I NON-CONF.	8- 4	91	1- 0	57	277	69	69	17	17	
TOTALS	RPI 1-25	RPI 26-50	W-L RECORDS	RPI 51-100	RPI 101-150	RPI 150+				
15- 11	0- 0	0- 1	OVERALL	3- 1	2- 5	10- 4				
12- 2	0- 0	0- 0	HOME	2- 1	1- 1	9- 0				
2- 9	0- 0	0- 1	AWAY	1- 0	1- 4	0- 4				
1- 0	0- 0	0- 0	NEUTRAL	0- 0	0- 0	1- 0				
8- 4	0- 0	0- 0	NON-CONFERENCE	1- 0	1- 4	6- 0				
6- 1	0- 0	0- 0	HOME	1- 0	0- 1	5- 0				
1- 3	0- 0	0- 0	AWAY	0- 0	1- 3	0- 0				
1- 0	0- 0	0- 0	NEUTRAL	0- 0	0- 0	1- 0				
7- 7	0- 0	0- 1	CONFERENCE	2- 1	1- 1	4- 4				
6- 1	0- 0	0- 0	HOME	1- 1	1- 0	4- 0				
1- 6	0- 0	0- 1	AWAY	1- 0	0- 1	0- 4				
0- 0	0- 0	0- 0	NEUTRAL	0- 0	0- 0	0- 0				

RPI S	Opponent	Score	RPI S	Opponent	Score	RPI S	Opponent	Score	RPI S	Opponent	Score	Team's RPI: 120
			32 A	Rice	51 61	59 H	Middle Tenn.	55 62	101 A	Virginia	61 65	
						68 H	Wright St.	88 85	103 H	UAB	60 56	
						89 A	Old Dominion	60 53	111 A	Fordham	64 71	
						89 H	Old Dominion	69 59	121 A	Western Ky.	58 76	
									140 A	Lehigh	62 60	
									142 H	Wake Forest	43 69	
									143 A	Mercer	40 57	
									158 H	Davidson	78 66	
									172 A	Louisiana Tech	51 88	
									176 A	North Texas	63 68	
									183 A	Southern Miss.	54 65	
									190 H	UNC Asheville	70 53	
									203 A	Marshall	62 63	
									204 H	Bethune-Cookman	73 69	
									212 N	Liberty	63 61	
									221 H	East Carolina	52 46	
									274 H	Wofford	85 63	
									280 H	UTEP	62 39	
									305 H	Fla. Atlantic	68 47	
									307 H	UTSA	66 54	
									315 H	FIU	69 54	
LAST 12 Division I GAMES:												
140 A	Lehigh	62 60	32 A	Rice	51 61							
89 A	Old Dominion	60 53	280 H	UTEP	62 39							
89 H	Old Dominion	69 59	307 H	UTSA	66 54							
103 H	UAB	60 56	172 A	Louisiana Tech	51 88							
59 H	Middle Tenn.	55 62	183 A	Southern Miss.	54 65							
176 A	North Texas	63 68	305 H	Fla. Atlantic	68 47							

Non-Div I Games:

Charlotte

■ Loss,
 ■ Non-Conf,
 S Site,
 ■ Home
 ■ Away
 N Neutral

Chattanooga

Through Games Of Feb. 28, 2019

Average RPI Win:	235	WON-LOST	WINNING	LAST 10	STRENGTH OF	OPP. STRENGTH	TEAM	ADJ.	CONF.	ADJ CONF.
Average RPI Loss:	112	RECORD	PCT. RANK	GAMES	SCHEDULE	OF SCHEDULE	RPI	RPI	RPI	RPI
DIV. I ONLY	11- 16	227	1- 0	54	212	170	170	27	27	
DIV. I NON-CONF.	4- 10	264	1- 0	2	55	89	89	24	24	
TOTALS	RPI 1-25	RPI 26-50	W-L RECORDS	RPI 51-100	RPI 101-150	RPI 150+				
11- 16	0- 4	0- 1	OVERALL	1- 4	0- 3	10- 4				
7- 6	0- 2	0- 1	HOME	0- 1	0- 2	7- 0				
2- 8	0- 1	0- 0	AWAY	0- 2	0- 1	2- 4				
2- 2	0- 1	0- 0	NEUTRAL	1- 1	0- 0	1- 0				
4- 10	0- 4	0- 1	NON-CONFERENCE	1- 4	0- 1	3- 0				
1- 5	0- 2	0- 1	HOME	0- 1	0- 1	1- 0				
1- 3	0- 1	0- 0	AWAY	0- 2	0- 0	1- 0				
2- 2	0- 1	0- 0	NEUTRAL	1- 1	0- 0	1- 0				
7- 6	0- 0	0- 0	CONFERENCE	0- 0	0- 2	7- 4				
6- 1	0- 0	0- 0	HOME	0- 0	0- 1	6- 0				
1- 5	0- 0	0- 0	AWAY	0- 0	0- 1	1- 4				
0- 0	0- 0	0- 0	NEUTRAL	0- 0	0- 0	0- 0				

RPI S	Opponent	Score	RPI S	Opponent	Score	RPI S	Opponent	Score	RPI S	Opponent	Score	Team's RPI: 170
3	H Louisville	49 75	29	H South Dakota St.	54 71	57	N Maine	66 61	118	H UT Martin	79 81	
7	H NC State	58 78				58	A Virginia Tech	59 74	143	A Mercer	58 65	
18	A UCF	37 75				59	N Middle Tenn.	47 58	143	H Mercer	56 62	
24	N Central Mich.	50 73				63	H Belmont	51 67	178	N Saint Louis	71 61	
						100	A Northern Colo.	65 68	202	A Hampton	58 50	
									210	A Furman	54 61	
									210	H Furman	73 53	
									212	H Liberty	75 60	
									248	A ETSU	54 64	
									248	H ETSU	76 67	
									274	A Wofford	60 64	
									274	H Wofford	89 82	
									281	A Samford	73 63	
									281	H Samford	61 56	
									298	A UNC Greensboro	49 53	
									298	H UNC Greensboro	64 54	
									340	H Western Caro.	72 58	
LAST 12 Division I GAMES:												
57	N Maine	66 61	248	A ETSU	54 64							
298	A UNC Greensboro	49 53	298	H UNC Greensboro	64 54							
143	H Mercer	56 62	340	H Western Caro.	72 58							
281	H Samford	61 56	281	A Samford	73 63							
274	A Wofford	60 64	143	A Mercer	58 65							
210	A Furman	54 61	210	H Furman	73 53							

Non-Div I Games: Lee 61 55

Chattanooga

Loss, Non-Conf, S Site, H Home A Away N Neutral

Average RPI Win:	339	WON-LOST	WINNING	LAST 10	STRENGTH OF	OPP. STRENGTH	TEAM	ADJ.	CONF.	ADJ CONF.
Average RPI Loss:	228	RECORD	PCT. RANK	GAMES	SCHEDULE	OF SCHEDULE	RPI	RPI	RPI	RPI
DIV. I ONLY	2- 25	349	0- 1	317	335	350	350	30	30	
DIV. I NON-CONF.	0- 13	336	0- 0	236	312	344	344	30	30	
TOTALS	RPI 1-25	RPI 26-50	W-L RECORDS	RPI 51-100	RPI 101-150	RPI 150+				
2- 25	0- 0	0- 0	OVERALL	0- 1	0- 4	2- 20				
2- 11	0- 0	0- 0	HOME	0- 0	0- 2	2- 9				
0- 13	0- 0	0- 0	AWAY	0- 1	0- 2	0- 10				
0- 1	0- 0	0- 0	NEUTRAL	0- 0	0- 0	0- 1				
0- 13	0- 0	0- 0	NON-CONFERENCE	0- 1	0- 3	0- 9				
0- 5	0- 0	0- 0	HOME	0- 0	0- 1	0- 4				
0- 7	0- 0	0- 0	AWAY	0- 1	0- 2	0- 4				
0- 1	0- 0	0- 0	NEUTRAL	0- 0	0- 0	0- 1				
2- 12	0- 0	0- 0	CONFERENCE	0- 0	0- 1	2- 11				
2- 6	0- 0	0- 0	HOME	0- 0	0- 1	2- 5				
0- 6	0- 0	0- 0	AWAY	0- 0	0- 0	0- 6				
0- 0	0- 0	0- 0	NEUTRAL	0- 0	0- 0	0- 0				

RPI 1-25			RPI 26-50			RPI 51-100			RPI 101+			Team's RPI: 350
RPI	S	Opponent	Score	RPI	S	Opponent	Score	RPI	S	Opponent	Score	
						97 A Northern Ill.	52 114	103 H UAB			45 90	
								112 A Northwestern			35 97	
								131 A Morehead St.			68 104	
								133 H New Mexico St.			66 87	
								160 A Bradley			59 89	
								188 A Xavier			57 91	
								189 A Wisconsin			38 85	
								219 H SIUE			66 82	
								226 H UMKC			58 111	
								235 A UTRGV			38 84	
								235 H UTRGV			55 71	
								243 A Loyola Chicago			40 76	
								255 A California Baptist			52 89	
								255 H California Baptist			67 93	
								262 N St. Francis Brooklyn			73 110	
								263 A CSU Bakersfield			47 80	
								263 H CSU Bakersfield			56 67	
								272 H Brown			65 90	
								273 A Utah Valley			61 76	
								273 H Utah Valley			65 70	
								312 H Valparaiso			70 76	
								333 H Evansville			58 67	
								334 A Grand Canyon			49 84	
								334 H Grand Canyon			50 48	
								344 A Seattle U			54 90	
								344 H Seattle U			64 61	
LAST 12 Division I GAMES:												
235 A		UTRGV	38 84	133 H		New Mexico St.	66 87	333 H				
344 H		Seattle U	64 61	235 H		UTRGV	55 71	334 A				
273 H		Utah Valley	65 70	273 A		Utah Valley	61 76	334 H				
334 A		Grand Canyon	49 84	344 A		Seattle U	54 90	344 A				
263 A		CSU Bakersfield	47 80	263 H		CSU Bakersfield	56 67	344 H				
255 H		California Baptist	67 93	334 H		Grand Canyon	50 48					

Non-Div I Games:

Chicago St.

Average RPI Win:	190	WON-LOST	WINNING	LAST 10	STRENGTH OF	OPP. STRENGTH	TEAM	ADJ.	CONF.	ADJ CONF.
Average RPI Loss:	82	RECORD	PCT. RANK	GAMES	SCHEDULE	OF SCHEDULE	RPI	RPI	RPI	RPI
DIV. I ONLY	18- 9	82	1- 0	131	85	84	84	9	9	
DIV. I NON-CONF.	8- 5	119	0- 0	182	140	140	140	8	8	
TOTALS	RPI 1-25	RPI 26-50	W-L RECORDS	RPI 51-100	RPI 101-150	RPI 150+				
18- 9	0- 3	0- 1	OVERALL	0- 2	6- 1	12- 2				
13- 2	0- 1	0- 0	HOME	0- 1	4- 0	9- 0				
5- 7	0- 2	0- 1	AWAY	0- 1	2- 1	3- 2				
0- 0	0- 0	0- 0	NEUTRAL	0- 0	0- 0	0- 0				
8- 5	0- 0	0- 1	NON-CONFERENCE	0- 2	2- 1	6- 1				
7- 1	0- 0	0- 0	HOME	0- 1	2- 0	5- 0				
1- 4	0- 0	0- 1	AWAY	0- 1	0- 1	1- 1				
0- 0	0- 0	0- 0	NEUTRAL	0- 0	0- 0	0- 0				
10- 4	0- 3	0- 0	CONFERENCE	0- 0	4- 0	6- 1				
6- 1	0- 1	0- 0	HOME	0- 0	2- 0	4- 0				
4- 3	0- 2	0- 0	AWAY	0- 0	2- 0	2- 1				
0- 0	0- 0	0- 0	NEUTRAL	0- 0	0- 0	0- 0				

RPI 1-25				RPI 26-50				RPI 51-100				Team's RPI: 84	RPI 101+			
RPI	S	Opponent	Score	RPI	S	Opponent	Score	RPI	S	Opponent	Score		RPI	S	Opponent	Score
6	A	UConn	38 82	45	A	Miami (OH)	65 78	72	A	Ohio St.	56 69		102	H	Houston	68 57
6	H	UConn	55 65					89	H	Old Dominion	72 76		107	H	VCU	66 54
18	A	UCF	55 56										116	H	Yale	66 52
													124	A	Pittsburgh	48 65
													125	A	South Fla.	57 56
													150	A	Tulsa	70 50
													150	H	Tulsa	74 47
													169	A	Temple	70 78
													169	H	Temple	72 52
													178	A	Saint Louis	51 50
													188	H	Xavier	79 61
													206	A	Memphis	89 69
													206	H	Memphis	80 56
													208	A	Ball St.	63 75
													209	H	SMU	69 57
													220	H	Howard	85 51
													221	A	East Carolina	68 57
													247	H	Wichita St.	82 54
													248	H	ETSU	77 64
													257	H	Austin Peay	69 48
													325	H	Lipscomb	71 55
LAST 12 Division I GAMES:																
221	A	East Carolina	68 57	125	A	South Fla.	57 56									
150	H	Tulsa	74 47	206	H	Memphis	80 56									
169	A	Temple	70 78	102	H	Houston	68 57									
206	A	Memphis	89 69	150	A	Tulsa	70 50									
247	H	Wichita St.	82 54	169	H	Temple	72 52									
6	H	UConn	55 65	18	A	UCF	55 56									

Non-Div I Games:

Cincinnati

■ Loss,
 ■ Non-Conf, S Site,
 ■ Home
 ■ Away
 N Neutral

Average RPI Win:	132	WON-LOST	WINNING	LAST 10	STRENGTH OF	OPP. STRENGTH	TEAM	ADJ.	CONF.	ADJ CONF.
Average RPI Loss:	52	RECORD	PCT. RANK	GAMES	SCHEDULE	OF SCHEDULE	RPI	RPI	RPI	RPI
DIV. I ONLY	18- 11	109	1- 0	36	17	53	53	1	1	
DIV. I NON-CONF.	9- 4	85	1- 0	160	124	112	112	1	1	
TOTALS	RPI 1-25	RPI 26-50	W-L RECORDS	RPI 51-100	RPI 101-150	RPI 150+				
18- 11	3- 5	1- 2	OVERALL	2- 2	7- 0	5- 2				
12- 5	1- 3	1- 1	HOME	2- 0	3- 0	5- 1				
5- 5	2- 2	0- 1	AWAY	0- 1	3- 0	0- 1				
1- 1	0- 0	0- 0	NEUTRAL	0- 1	1- 0	0- 0				
9- 4	0- 1	0- 0	NON-CONFERENCE	1- 1	3- 0	5- 2				
8- 1	0- 0	0- 0	HOME	1- 0	2- 0	5- 1				
0- 2	0- 1	0- 0	AWAY	0- 0	0- 0	0- 1				
1- 1	0- 0	0- 0	NEUTRAL	0- 1	1- 0	0- 0				
9- 7	3- 4	1- 2	CONFERENCE	1- 1	4- 0	0- 0				
4- 4	1- 3	1- 1	HOME	1- 0	1- 0	0- 0				
5- 3	2- 1	0- 1	AWAY	0- 1	3- 0	0- 0				
0- 0	0- 0	0- 0	NEUTRAL	0- 0	0- 0	0- 0				

RPI 1-25				RPI 26-50				RPI 51-100 Team's RPI: 53				RPI 101+			
RPI	S	Opponent	Score	RPI	S	Opponent	Score	RPI	S	Opponent	Score	RPI	S	Opponent	Score
1	H	Notre Dame	63 101	33	H	North Carolina	64 70	58	H	Virginia Tech	73 66	101	H	Virginia	71 65
3	H	Louisville	44 76	43	A	Georgia Tech	53 75	63	H	Belmont	65 62	117	A	Boston College	91 58
7	A	NC State	51 54	43	H	Georgia Tech	71 61	65	N	Tennessee	66 78	124	A	Pittsburgh	65 59
10	H	Syracuse	75 84					80	A	Duke	59 63	126	H	High Point	83 64
15	A	South Carolina	57 69									130	N	Oklahoma	74 62
17	A	Miami (FL)	76 67									142	A	Wake Forest	69 53
22	A	Florida St.	57 45									149	H	Appalachian St.	87 48
22	H	Florida St.	73 68									153	A	Alabama	56 76
												158	H	Davidson	80 90
												203	H	Marshall	68 54
												213	H	Illinois	69 67
												252	H	Rhode Island	80 67
												274	H	Wofford	85 77
												325	H	Lipscomb	68 26
LAST 12 Division I GAMES:															
130	N	Oklahoma	74 62	33	H	North Carolina	64 70	142	A	Wake Forest	69 53				
80	A	Duke	59 63					3	H	Louisville	44 76				
58	H	Virginia Tech	73 66					1	H	Notre Dame	63 101				
43	A	Georgia Tech	53 75					7	A	NC State	51 54				
117	A	Boston College	91 58					124	A	Pittsburgh	65 59				
22	H	Florida St.	73 68												

Non-Div I Games:

Clemson

■ Loss,
 ■ Non-Conf, S Site,
 ■ Home
 ■ Away
 N Neutral

Average RPI Win:	295	WON-LOST	WINNING	LAST 10	STRENGTH OF	OPP. STRENGTH	TEAM	ADJ.	CONF.	ADJ CONF.
Average RPI Loss:	145	RECORD	PCT. RANK	GAMES	SCHEDULE	OF SCHEDULE	RPI	RPI	RPI	RPI
DIV. I ONLY	8- 18	274	0- 1	244	229	285	285	20	20	
DIV. I NON-CONF.	1- 8	322	0- 0	133	229	306	306	18	18	
TOTALS	RPI 1-25	RPI 26-50	W-L RECORDS	RPI 51-100	RPI 101-150	RPI 150+				
8- 18	0- 0	0- 1	OVERALL	0- 5	0- 3	8- 9				
5- 6	0- 0	0- 0	HOME	0- 3	0- 1	5- 2				
3- 11	0- 0	0- 1	AWAY	0- 2	0- 2	3- 6				
0- 1	0- 0	0- 0	NEUTRAL	0- 0	0- 0	0- 1				
1- 8	0- 0	0- 1	NON-CONFERENCE	0- 1	0- 0	1- 6				
1- 2	0- 0	0- 0	HOME	0- 1	0- 0	1- 1				
0- 5	0- 0	0- 1	AWAY	0- 0	0- 0	0- 4				
0- 1	0- 0	0- 0	NEUTRAL	0- 0	0- 0	0- 1				
7- 10	0- 0	0- 0	CONFERENCE	0- 4	0- 3	7- 3				
4- 4	0- 0	0- 0	HOME	0- 2	0- 1	4- 1				
3- 6	0- 0	0- 0	AWAY	0- 2	0- 2	3- 2				
0- 0	0- 0	0- 0	NEUTRAL	0- 0	0- 0	0- 0				

RPI S	Opponent	Score	RPI S	Opponent	Score	RPI S	Opponent	Score	RPI S	Opponent	Score	Team's RPI: 285
39	A Ohio	54 72	68	A Wright St.	52 78	119	A Youngstown St.	55 73				
			68	H Wright St.	65 70	134	A IUPUI	36 64				
			69	A Green Bay	53 62	134	H IUPUI	50 75				
			69	H Green Bay	63 76	154	H Illinois St.	67 63				
			88	H Toledo	60 65	160	H Bradley	65 67				
						164	N Tulane	72 81				
						194	A Milwaukee	53 59				
						194	H Milwaukee	60 78				
						199	A Eastern Mich.	63 69				
						203	A Marshall	64 86				
						208	A Ball St.	62 67				
						240	A Northern Ky.	55 74				
						240	H Northern Ky.	76 47				
						266	A San Diego	82 83				
						313	A Oakland	64 62				
						313	H Oakland	98 90				
						331	A Detroit Mercy	67 49				
						331	H Detroit Mercy	67 51				
						339	A UIC	74 48				
						339	H UIC	71 53				
LAST 12 Division I GAMES:												
240	A Northern Ky.	55 74	313	H Oakland	98 90							
68	A Wright St.	52 78	331	H Detroit Mercy	67 51							
69	H Green Bay	63 76	119	A Youngstown St.	55 73							
194	H Milwaukee	60 78	68	H Wright St.	65 70							
134	A IUPUI	36 64	240	H Northern Ky.	76 47							
339	A UIC	74 48	194	A Milwaukee	53 59							

Non-Div I Games: Lake Erie 79 49 Salem (WV) 113 81

Cleveland St.

■ Loss,
 ■ Non-Conf,
 ■ S Site,
 ■ Home
 ■ A Away
 N Neutral

Average RPI Win: 247		WON-LOST	WINNING	LAST 10	STRENGTH OF	OPP. STRENGTH	TEAM	ADJ.	CONF.	ADJ CONF.
Average RPI Loss: 97		RECORD	PCT. RANK	GAMES	SCHEDULE	OF SCHEDULE	RPI	RPI	RPI	RPI
DIV. I ONLY		14- 10	131	1- 0	199	185	162	162	12	12
DIV. I NON-CONF.		6- 3	91	0- 0	282	283	164	164	14	14
TOTALS	RPI 1-25	RPI 26-50		W-L RECORDS	RPI 51-100		RPI 101-150		RPI 150+	
14- 10	0- 0	0- 2		OVERALL	0- 5		2- 2		12- 1	
8- 4	0- 0	0- 0		HOME	0- 4		1- 0		7- 0	
6- 4	0- 0	0- 0		AWAY	0- 1		1- 2		5- 1	
0- 2	0- 0	0- 2		NEUTRAL	0- 0		0- 0		0- 0	
6- 3	0- 0	0- 2		NON-CONFERENCE	0- 0		0- 1		6- 0	
4- 0	0- 0	0- 0		HOME	0- 0		0- 0		4- 0	
2- 1	0- 0	0- 0		AWAY	0- 0		0- 1		2- 0	
0- 2	0- 0	0- 2		NEUTRAL	0- 0		0- 0		0- 0	
8- 7	0- 0	0- 0		CONFERENCE	0- 5		2- 1		6- 1	
4- 4	0- 0	0- 0		HOME	0- 4		1- 0		3- 0	
4- 3	0- 0	0- 0		AWAY	0- 1		1- 1		3- 1	
0- 0	0- 0	0- 0		NEUTRAL	0- 0		0- 0		0- 0	

RPI 1-25				RPI 26-50				RPI 51-100				RPI 101+				Team's RPI: 162	
RPI	S	Opponent	Score	RPI	S	Opponent	Score	RPI	S	Opponent	Score	RPI	S	Opponent	Score		
				32	N	Rice	52 56	75	H	Little Rock	47 60	132	A	Georgia St.	67 62		
				50	N	Auburn	78 84	85	A	UT Arlington	53 79	136	A	UC Riverside	43 62		
								85	H	UT Arlington	64 67	149	A	Appalachian St.	53 67		
								92	H	Troy	81 82	149	H	Appalachian St.	74 66		
								96	H	South Alabama	78 88	166	A	Texas St.	58 73		
												166	H	Texas St.	77 70		
												180	H	Arkansas St.	88 72		
												206	H	Memphis	90 71		
												223	H	Bowling Green	81 80		
												261	A	Louisiana	76 58		
												261	H	Louisiana	67 62		
												284	A	Ga. Southern	76 73		
												298	A	UNC Greensboro	78 71		
												301	H	South Carolina St.	57 44		
												316	A	La.-Monroe	79 54		
												338	A	N.C. Central	89 66		
												340	H	Western Caro.	77 59		
LAST 12 Division I GAMES:																	
				261	H	Louisiana	67 62	261	A	Louisiana	76 58						
				132	A	Georgia St.	67 62	316	A	La.-Monroe	79 54						
				284	A	Ga. Southern	76 73	180	H	Arkansas St.	88 72						
				149	H	Appalachian St.	74 66	75	H	Little Rock	47 60						
				166	H	Texas St.	77 70	149	A	Appalachian St.	53 67						
				85	H	UT Arlington	64 67	85	A	UT Arlington	53 79						

Non-Div I Games:	N.C. Wesleyan	126	65	Meredith	128	39
------------------	---------------	-----	----	----------	-----	----

Coastal Caro.

Loss, Non-Conf, S Site, H Home A Away N Neutral

Average RPI Win:	247	WON-LOST	WINNING	LAST 10	STRENGTH OF	OPP. STRENGTH	TEAM	ADJ.	CONF.	ADJ CONF.
Average RPI Loss:	160	RECORD	PCT. RANK	GAMES	SCHEDULE	OF SCHEDULE	RPI	RPI	RPI	RPI
DIV. I ONLY	6- 19	301	0- 1	162	244	289	289	10	10	
DIV. I NON-CONF.	3- 7	256	0- 0	306	351	330	330	10	10	
TOTALS	RPI 1-25	RPI 26-50	W-L RECORDS	RPI 51-100	RPI 101-150	RPI 150+				
6- 19	0- 0	0- 2	OVERALL	0- 2	0- 7	6- 8				
4- 9	0- 0	0- 1	HOME	0- 1	0- 3	4- 4				
2- 10	0- 0	0- 1	AWAY	0- 1	0- 4	2- 4				
0- 0	0- 0	0- 0	NEUTRAL	0- 0	0- 0	0- 0				
3- 7	0- 0	0- 0	NON-CONFERENCE	0- 0	0- 1	3- 6				
2- 3	0- 0	0- 0	HOME	0- 0	0- 0	2- 3				
1- 4	0- 0	0- 0	AWAY	0- 0	0- 1	1- 3				
0- 0	0- 0	0- 0	NEUTRAL	0- 0	0- 0	0- 0				
3- 12	0- 0	0- 2	CONFERENCE	0- 2	0- 6	3- 2				
2- 6	0- 0	0- 1	HOME	0- 1	0- 3	2- 1				
1- 6	0- 0	0- 1	AWAY	0- 1	0- 3	1- 1				
0- 0	0- 0	0- 0	NEUTRAL	0- 0	0- 0	0- 0				

RPI S	Opponent	Score	RPI S	Opponent	Score	RPI S	Opponent	Score	RPI S	Opponent	Score	Team's RPI: 289
37	A James Madison	35 76	37	H James Madison	50 91	64	A Drexel	53 76	110	A Towson	61 87	
						64	H Drexel	42 65	110	H Towson	61 77	
									115	H Northeastern	56 87	
									123	A UNCW	49 71	
									148	A Delaware	50 74	
									148	H Delaware	60 72	
									149	A Appalachian St.	66 80	
									171	A William & Mary	66 54	
									171	H William & Mary	79 77	
									196	A George Mason	52 66	
									210	H Furman	67 70	
									214	A Elon	68 76	
									214	H Elon	52 72	
									215	A Campbell	65 66	
									218	H Hofstra	70 62	
									274	A Wofford	58 78	
									292	H Winthrop	64 71	
									295	H Charleston So.	79 52	
									301	H South Carolina St.	75 51	
									325	A Lipscomb	65 63	
									329	H Presbyterian	65 71	
LAST 12 Division I GAMES:												
64	H Drexel	42 65	218	H Hofstra	70 62							
148	H Delaware	60 72	115	H Northeastern	56 87							
110	A Towson	61 87	148	A Delaware	50 74							
37	A James Madison	35 76	64	A Drexel	53 76							
214	H Elon	52 72	37	H James Madison	50 91							
171	H William & Mary	79 77	110	H Towson	61 77							

Non-Div I Games: North Greenville 95 62

Col. of Charleston

■ Loss,
 ■ Non-Conf, S Site,
 ■ Home
 ■ Away
 N Neutral

Average RPI Win:	274	WON-LOST	WINNING	LAST 10	STRENGTH OF	OPP. STRENGTH	TEAM	ADJ.	CONF.	ADJ CONF.
Average RPI Loss:	161	RECORD	PCT. RANK	GAMES	SCHEDULE	OF SCHEDULE	RPI	RPI	RPI	RPI
DIV. I ONLY	11- 15	221	1- 0	262	251	246	246	18	18	
DIV. I NON-CONF.	4- 6	212	0- 0	327	335	299	299	21	21	
TOTALS	RPI 1-25	RPI 26-50	W-L RECORDS	RPI 51-100	RPI 101-150	RPI 150+				
11- 15	0- 0	0- 2	OVERALL	0- 2	0- 4	11- 7				
6- 6	0- 0	0- 1	HOME	0- 1	0- 1	6- 3				
5- 9	0- 0	0- 1	AWAY	0- 1	0- 3	5- 4				
0- 0	0- 0	0- 0	NEUTRAL	0- 0	0- 0	0- 0				
4- 6	0- 0	0- 0	NON-CONFERENCE	0- 0	0- 2	4- 4				
3- 1	0- 0	0- 0	HOME	0- 0	0- 0	3- 1				
1- 5	0- 0	0- 0	AWAY	0- 0	0- 2	1- 3				
0- 0	0- 0	0- 0	NEUTRAL	0- 0	0- 0	0- 0				
7- 9	0- 0	0- 2	CONFERENCE	0- 2	0- 2	7- 3				
3- 5	0- 0	0- 1	HOME	0- 1	0- 1	3- 2				
4- 4	0- 0	0- 1	AWAY	0- 1	0- 1	4- 1				
0- 0	0- 0	0- 0	NEUTRAL	0- 0	0- 0	0- 0				

RPI S	Opponent	Score	RPI S	Opponent	Score	RPI S	Opponent	Score	RPI S	Opponent	Score	Team's RPI: 246
48	A Bucknell	58 76	48	H Bucknell	62 90	71	A American	57 76	116	A Yale	61 80	
						71	H American	66 71	122	A Dayton	58 67	
									140	A Lehigh	58 86	
									140	H Lehigh	63 75	
									157	A Boston U.	81 72	
									157	H Boston U.	53 61	
									191	A Holy Cross	70 67	
									196	A George Mason	61 64	
									228	A Navy	52 67	
									228	H Navy	49 62	
									233	H Columbia	84 71	
									267	A Niagara	69 74	
									269	A Siena	53 55	
									278	H Canisius	67 53	
									282	A Army West Point	70 58	
									282	H Army West Point	85 80	
									296	A Loyola Maryland	58 47	
									296	H Loyola Maryland	73 64	
									319	H NJIT	53 71	
									321	A UMass Lowell	61 52	
									326	H Lafayette	60 49	
									347	H Fairleigh Dickinson	71 52	
LAST 12 Division I GAMES:												
282	H Army West Point	85 80	71	H American	66 71							
296	A Loyola Maryland	58 47	282	A Army West Point	70 58							
140	H Lehigh	63 75	296	H Loyola Maryland	73 64							
48	A Bucknell	58 76	140	A Lehigh	58 86							
157	H Boston U.	53 61	48	H Bucknell	62 90							
228	A Navy	52 67	157	A Boston U.	81 72							

Non-Div I Games:

Colgate

Colorado

Through Games Of Feb. 28, 2019

Average RPI Win:	176	WON-LOST	WINNING	LAST 10	STRENGTH OF	OPP. STRENGTH	TEAM	ADJ.	CONF.	ADJ CONF.
Average RPI Loss:	59	RECORD	PCT. RANK	GAMES	SCHEDULE	OF SCHEDULE	RPI	RPI	RPI	RPI
DIV. I ONLY	12- 15	204	0- 1	80	30	163	163	2	2	
DIV. I NON-CONF.	10- 1	17	0- 0	202	137	36	36	2	2	
TOTALS	RPI 1-25	RPI 26-50	W-L RECORDS	RPI 51-100	RPI 101-150	RPI 150+				
12- 15	0- 6	2- 2	OVERALL	2- 4	1- 1	7- 2				
10- 7	0- 2	2- 2	HOME	2- 2	1- 0	5- 1				
1- 8	0- 4	0- 0	AWAY	0- 2	0- 1	1- 1				
1- 0	0- 0	0- 0	NEUTRAL	0- 0	0- 0	1- 0				
10- 1	0- 1	1- 0	NON-CONFERENCE	2- 0	0- 0	7- 0				
8- 0	0- 0	1- 0	HOME	2- 0	0- 0	5- 0				
1- 1	0- 1	0- 0	AWAY	0- 0	0- 0	1- 0				
1- 0	0- 0	0- 0	NEUTRAL	0- 0	0- 0	1- 0				
2- 14	0- 5	1- 2	CONFERENCE	0- 4	1- 1	0- 2				
2- 7	0- 2	1- 2	HOME	0- 2	1- 0	0- 1				
0- 7	0- 3	0- 0	AWAY	0- 2	0- 1	0- 1				
0- 0	0- 0	0- 0	NEUTRAL	0- 0	0- 0	0- 0				

RPI S	Opponent	Score	RPI S	Opponent	Score	RPI S	Opponent	Score	RPI S	Opponent	Score	Team's RPI: 163
4	H Stanford	69 80	31	H UCLA	60 64	60	A Utah	59 78	145	A Washington St.	48 74	
5	A Oregon	43 102	33	H North Carolina	86 74	60	H Utah	61 76	145	H Washington St.	72 61	
17	A Miami (FL)	58 73	38	H California	60 80	78	A Arizona	51 63	155	A Washington	58 68	
19	A Arizona St.	49 66	42	H Southern California	81 76	78	H Arizona	67 69	155	H Washington	46 60	
19	H Arizona St.	70 76				94	H Pepperdine	80 65	184	N Utah St.	78 68	
20	A Oregon St.	65 89				100	H Northern Colo.	77 69	207	H Prairie View	79 38	
									225	A Nevada	65 52	
									228	H Navy	59 43	
									271	H Colorado St.	59 40	
									281	H Samford	81 39	
									303	H San Jose St.	76 64	
LAST 12 Division I GAMES:												
155	H Washington	46 60	5	A Oregon	43 102							
145	H Washington St.	72 61	20	A Oregon St.	65 89							
78	A Arizona	51 63	38	H California	60 80							
19	A Arizona St.	49 66	4	H Stanford	69 80							
42	H Southern California	81 76	60	A Utah	59 78							
31	H UCLA	60 64	145	A Washington St.	48 74							

Non-Div I Games:

Colorado

Loss, Non-Conf, S Site, H Home A Away N Neutral

Colorado St.

Through Games Of Feb. 28, 2019

Average RPI Win:	230	WON-LOST	WINNING	LAST 10	STRENGTH OF	OPP. STRENGTH	TEAM	ADJ.	CONF.	ADJ CONF.
Average RPI Loss:	125	RECORD	PCT. RANK	GAMES	SCHEDULE	OF SCHEDULE	RPI	RPI	RPI	RPI
DIV. I ONLY	6- 18	298	0- 1	96	139	271	271	15	15	
DIV. I NON-CONF.	4- 5	190	0- 0	43	123	159	159	13	13	
TOTALS	RPI 1-25	RPI 26-50	W-L RECORDS	RPI 51-100	RPI 101-150	RPI 150+				
6- 18	0- 2	0- 1	OVERALL	0- 8	0- 0	6- 7				
6- 8	0- 1	0- 0	HOME	0- 4	0- 0	6- 3				
0- 10	0- 1	0- 1	AWAY	0- 4	0- 0	0- 4				
0- 0	0- 0	0- 0	NEUTRAL	0- 0	0- 0	0- 0				
4- 5	0- 2	0- 1	NON-CONFERENCE	0- 1	0- 0	4- 1				
4- 2	0- 1	0- 0	HOME	0- 1	0- 0	4- 0				
0- 3	0- 1	0- 1	AWAY	0- 0	0- 0	0- 1				
0- 0	0- 0	0- 0	NEUTRAL	0- 0	0- 0	0- 0				
2- 13	0- 0	0- 0	CONFERENCE	0- 7	0- 0	2- 6				
2- 6	0- 0	0- 0	HOME	0- 3	0- 0	2- 3				
0- 7	0- 0	0- 0	AWAY	0- 4	0- 0	0- 3				
0- 0	0- 0	0- 0	NEUTRAL	0- 0	0- 0	0- 0				

RPI 1-25				RPI 26-50				RPI 51-100				RPI 101+ Team's RPI: 271			
RPI	S	Opponent	Score	RPI	S	Opponent	Score	RPI	S	Opponent	Score	RPI	S	Opponent	Score
13	A	Gonzaga	39 50	30	A	BYU	42 51	52	A	New Mexico	58 70	156	H	Denver	84 79
19	H	Arizona St.	39 70					54	A	Wyoming	32 56	163	A	Colorado	40 59
								54	H	Wyoming	49 60	184	H	Utah St.	53 72
								56	A	Boise St.	57 70	200	H	UNLV	52 49
								56	H	Boise St.	63 72	224	H	Cornell	56 53
								91	A	Fresno St.	54 57	225	A	Nevada	57 68
								91	H	Fresno St.	55 66	225	H	Nevada	38 62
								100	H	Northern Colo.	47 53	241	A	San Diego St.	45 54
												253	H	North Florida	61 59
												254	H	Northern Ariz.	65 54
												294	A	Air Force	48 63
												294	H	Air Force	55 48
												303	H	San Jose St.	70 78
LAST 12 Division I GAMES:															
56	H	Boise St.	63 72	294	H	Air Force	55 48								
54	A	Wyoming	32 56	56	A	Boise St.	57 70								
303	H	San Jose St.	70 78	91	A	Fresno St.	54 57								
241	A	San Diego St.	45 54	225	H	Nevada	38 62								
54	H	Wyoming	49 60	184	H	Utah St.	53 72								
225	A	Nevada	57 68	52	A	New Mexico	58 70								

Non-Div I Games: Chadron St. 91 38 Eastern N.M. 72 46

Colorado St.

Loss, Non-Conf, S Site, H Home A Away N Neutral

Average RPI Win: 203		WON-LOST	WINNING	LAST 10	STRENGTH OF	OPP. STRENGTH	TEAM	ADJ.	CONF.	ADJ CONF.
Average RPI Loss: 159		RECORD	PCT. RANK	GAMES	SCHEDULE	OF SCHEDULE	RPI	RPI	RPI	RPI
DIV. I ONLY		7- 16	276	0- 1	130	202	233	233	11	11
DIV. I NON-CONF.		4- 9	252	0- 0	204	291	258	258	11	11
TOTALS	RPI 1-25	RPI 26-50		W-L RECORDS		RPI 51-100	RPI 101-150	RPI 150+		
7- 16	0- 0	0- 0		OVERALL		1- 4	1- 4	5- 8		
4- 6	0- 0	0- 0		HOME		1- 2	0- 1	3- 3		
3- 10	0- 0	0- 0		AWAY		0- 2	1- 3	2- 5		
0- 0	0- 0	0- 0		NEUTRAL		0- 0	0- 0	0- 0		
4- 9	0- 0	0- 0		NON-CONFERENCE		0- 0	1- 3	3- 6		
2- 3	0- 0	0- 0		HOME		0- 0	0- 1	2- 2		
2- 6	0- 0	0- 0		AWAY		0- 0	1- 2	1- 4		
0- 0	0- 0	0- 0		NEUTRAL		0- 0	0- 0	0- 0		
3- 7	0- 0	0- 0		CONFERENCE		1- 4	0- 1	2- 2		
2- 3	0- 0	0- 0		HOME		1- 2	0- 0	1- 1		
1- 4	0- 0	0- 0		AWAY		0- 2	0- 1	1- 1		
0- 0	0- 0	0- 0		NEUTRAL		0- 0	0- 0	0- 0		

RPI 1-25				RPI 26-50				RPI 51-100				RPI 101+				Team's RPI: 233	
RPI	S	Opponent	Score	RPI	S	Opponent	Score	RPI	S	Opponent	Score	RPI	S	Opponent	Score		
								66	A	Princeton	59 65	102	H	Houston	72 83		
								66	H	Princeton	64 79	111	A	Fordham	49 68		
								73	A	Penn	56 79	116	A	Yale	61 69		
								73	H	Penn	60 72	117	A	Boston College	60 74		
								83	H	Harvard	75 65	143	A	Mercer	72 68		
												194	A	Milwaukee	65 78		
												198	H	Dartmouth	69 70		
												202	H	Hampton	88 63		
												213	A	Illinois	69 76		
												218	A	Hofstra	65 63		
												224	A	Cornell	51 60		
												224	H	Cornell	65 57		
												238	A	Saint Joseph's	61 68		
												245	H	Albany (NY)	58 62		
												246	A	Colgate	71 84		
												258	H	Cal St. Fullerton	58 61		
												272	A	Brown	83 81		
												282	H	Army West Point	70 49		
LAST 12 Division I GAMES:																	
				66	A	Princeton	59 65	73	H	Penn	60 72						
				73	A	Penn	56 79	66	H	Princeton	64 79						
				272	A	Brown	83 81	224	H	Cornell	65 57						
				116	A	Yale	61 69	224	A	Cornell	51 60						
				198	H	Dartmouth	69 70	143	A	Mercer	72 68						
				83	H	Harvard	75 65	202	H	Hampton	88 63						

Non-Div I Games:

Columbia

■ Loss, ■ Non-Conf, S Site, H Home A Away N Neutral

Average RPI Win:	345	WON-LOST	WINNING	LAST 10	STRENGTH OF	OPP. STRENGTH	TEAM	ADJ.	CONF.	ADJ CONF.
Average RPI Loss:	191	RECORD	PCT. RANK	GAMES	SCHEDULE	OF SCHEDULE	RPI	RPI	RPI	RPI
DIV. I ONLY	3- 23	341	1- 0	197	333	330	330	32	32	
DIV. I NON-CONF.	0- 12	336	0- 0	14	158	246	246	32	32	
TOTALS	RPI 1-25	RPI 26-50	W-L RECORDS	RPI 51-100	RPI 101-150	RPI 150+				
3- 23	0- 2	0- 1	OVERALL	0- 3	0- 3	3- 14				
2- 7	0- 0	0- 0	HOME	0- 0	0- 0	2- 7				
1- 15	0- 2	0- 1	AWAY	0- 3	0- 2	1- 7				
0- 1	0- 0	0- 0	NEUTRAL	0- 0	0- 1	0- 0				
0- 12	0- 2	0- 1	NON-CONFERENCE	0- 3	0- 3	0- 3				
0- 1	0- 0	0- 0	HOME	0- 0	0- 0	0- 1				
0- 10	0- 2	0- 1	AWAY	0- 3	0- 2	0- 2				
0- 1	0- 0	0- 0	NEUTRAL	0- 0	0- 1	0- 0				
3- 11	0- 0	0- 0	CONFERENCE	0- 0	0- 0	3- 11				
2- 6	0- 0	0- 0	HOME	0- 0	0- 0	2- 6				
1- 5	0- 0	0- 0	AWAY	0- 0	0- 0	1- 5				
0- 0	0- 0	0- 0	NEUTRAL	0- 0	0- 0	0- 0				

RPI 1-25				RPI 26-50				RPI 51-100				RPI 101+ Team's RPI: 330			
RPI	S	Opponent	Score	RPI	S	Opponent	Score	RPI	S	Opponent	Score	RPI	S	Opponent	Score
9	A	Mississippi St.	38 110	39	A	Ohio	62 87	70	A	FGCU	61 93	101	A	Virginia	41 55
14	A	Maryland	36 93					74	A	West Virginia	37 78	103	N	UAB	61 86
								89	A	Old Dominion	51 81	105	A	Minnesota	52 84
												192	A	UMES	54 74
												193	A	N.C. A&T	42 66
												203	A	Marshall	67 88
												204	H	Bethune-Cookman	65 71
												220	H	Howard	81 88
												264	H	Norfolk St.	63 68
												267	A	Niagara	69 71
												301	A	South Carolina St.	55 60
												301	H	South Carolina St.	59 75
												308	H	Morgan St.	57 74
												309	H	UMBC	52 57
												338	A	N.C. Central	57 62
												343	A	Delaware St.	71 57
												343	H	Delaware St.	85 59
												348	H	Florida A&M	73 53
												349	A	Savannah St.	57 68
												349	H	Savannah St.	70 76
LAST 12 Division I GAMES:															
343	H	Delaware St.	85 59	204	H	Bethune-Cookman	65 71								
220	H	Howard	81 88	348	H	Florida A&M	73 53								
192	A	UMES	54 74	193	A	N.C. A&T	42 66								
301	A	South Carolina St.	55 60	338	A	N.C. Central	57 62								
349	A	Savannah St.	57 68	301	H	South Carolina St.	59 75								
308	H	Morgan St.	57 74	264	H	Norfolk St.	63 68								

Non-Div I Games:

Coppin St.

■ Loss,
 ■ Non-Conf,
 ■ S Site,
 ■ Home
 ■ A Away
 N Neutral

Average RPI Win: 257	WON-LOST	WINNING	LAST 10	STRENGTH OF	OPP. STRENGTH	TEAM	ADJ.	CONF.	ADJ CONF.
Average RPI Loss: 142	RECORD	PCT. RANK	GAMES	SCHEDULE	OF SCHEDULE	RPI	RPI	RPI	RPI
DIV. I ONLY	9- 12	216	0- 1	218	215	224	224	11	11
DIV. I NON-CONF.	6- 5	143	0- 0	305	332	212	212	11	11
TOTALS	RPI 1-25	RPI 26-50	W-L RECORDS	RPI 51-100	RPI 101-150	RPI 150+			
9- 12	0- 0	0- 0	OVERALL	0- 5	1- 2	8- 5			
6- 4	0- 0	0- 0	HOME	0- 3	0- 0	6- 1			
3- 8	0- 0	0- 0	AWAY	0- 2	1- 2	2- 4			
0- 0	0- 0	0- 0	NEUTRAL	0- 0	0- 0	0- 0			
6- 5	0- 0	0- 0	NON-CONFERENCE	0- 0	0- 2	6- 3			
5- 0	0- 0	0- 0	HOME	0- 0	0- 0	5- 0			
1- 5	0- 0	0- 0	AWAY	0- 0	0- 2	1- 3			
0- 0	0- 0	0- 0	NEUTRAL	0- 0	0- 0	0- 0			
3- 7	0- 0	0- 0	CONFERENCE	0- 5	1- 0	2- 2			
1- 4	0- 0	0- 0	HOME	0- 3	0- 0	1- 1			
2- 3	0- 0	0- 0	AWAY	0- 2	1- 0	1- 1			
0- 0	0- 0	0- 0	NEUTRAL	0- 0	0- 0	0- 0			

RPI S	Opponent	Score	RPI S	Opponent	Score	RPI S	Opponent	Score	RPI S	Opponent	Score	Team's RPI: 224
						66	A Princeton	64 68	105	A Minnesota	45 65	
						66	H Princeton	46 75	116	A Yale	43 41	
						73	A Penn	58 69	140	A Lehigh	54 67	
						73	H Penn	46 59	151	A Stony Brook	61 63	
						83	H Harvard	61 68	198	H Dartmouth	56 63	
									202	H Hampton	79 53	
									233	A Columbia	57 65	
									233	H Columbia	60 51	
									245	H Albany (NY)	48 34	
									250	A Binghamton	61 72	
									259	H St. Bonaventure	58 44	
									271	A Colorado St.	53 56	
									272	A Brown	65 53	
									321	H UMass Lowell	63 54	
									326	A Lafayette	62 59	
									343	H Delaware St.	94 59	
LAST 12 Division I GAMES:												
73	A Penn	58 69	66	H Princeton	46 75							
66	A Princeton	64 68	73	H Penn	46 59							
116	A Yale	43 41	233	A Columbia	57 65							
272	A Brown	65 53	233	H Columbia	60 51							
83	H Harvard	61 68	259	H St. Bonaventure	58 44							
198	H Dartmouth	56 63	202	H Hampton	79 53							

Non-Div I Games:

Cornell

Creighton

Through Games Of Feb. 28, 2019

Average RPI Win:	163	WON-LOST	WINNING	LAST 10	STRENGTH OF	OPP. STRENGTH	TEAM	ADJ.	CONF.	ADJ CONF.
Average RPI Loss:	61	RECORD	PCT. RANK	GAMES	SCHEDULE	OF SCHEDULE	RPI	RPI	RPI	RPI
DIV. I ONLY	13- 14	183	1- 0	57	52	105	105	6	6	
DIV. I NON-CONF.	6- 5	143	0- 0	102	43	96	96	4	4	
TOTALS	RPI 1-25	RPI 26-50	W-L RECORDS	RPI 51-100	RPI 101-150	RPI 150+				
13- 14	1- 3	0- 6	OVERALL	2- 2	4- 3	6- 0				
5- 6	0- 1	0- 3	HOME	2- 0	1- 2	2- 0				
6- 8	1- 2	0- 3	AWAY	0- 2	2- 1	3- 0				
2- 0	0- 0	0- 0	NEUTRAL	0- 0	1- 0	1- 0				
6- 5	0- 2	0- 2	NON-CONFERENCE	1- 1	1- 0	4- 0				
2- 2	0- 1	0- 1	HOME	1- 0	0- 0	1- 0				
2- 3	0- 1	0- 1	AWAY	0- 1	0- 0	2- 0				
2- 0	0- 0	0- 0	NEUTRAL	0- 0	1- 0	1- 0				
7- 9	1- 1	0- 4	CONFERENCE	1- 1	3- 3	2- 0				
3- 4	0- 0	0- 2	HOME	1- 0	1- 2	1- 0				
4- 5	1- 1	0- 2	AWAY	0- 1	2- 1	1- 0				
0- 0	0- 0	0- 0	NEUTRAL	0- 0	0- 0	0- 0				

RPI S	Opponent	Score	RPI S	Opponent	Score	RPI S	Opponent	Score	RPI S	Opponent	Score	Team's RPI: 105
11	A Marquette	67 85	29	A South Dakota St.	48 74	87	H Nebraska	74 65	104	A St. John's (NY)	65 63	
22	A Florida St.	52 71	35	H South Dakota	65 77	90	A UNI	55 65	104	H St. John's (NY)	45 51	
23	H Drake	69 85	47	A Villanova	62 67	93	A Georgetown	53 62	114	A Providence	73 64	
25	A DePaul	85 82	47	H Villanova	52 54	93	H Georgetown	65 38	114	H Providence	63 77	
			49	A Butler	46 66				125	N South Fla.	83 76	
			49	H Butler	43 75				139	A Seton Hall	75 82	
									139	H Seton Hall	80 71	
									179	N Vanderbilt	75 55	
									188	A Xavier	53 52	
									188	H Xavier	66 62	
									247	A Wichita St.	83 71	
									311	A North Dakota St.	86 51	
									320	H Omaha	66 51	
LAST 12 Division I GAMES:												
114	A Providence	73 64	93	A Georgetown	53 62							
188	A Xavier	53 52	114	H Providence	63 77							
49	A Butler	46 66	49	H Butler	43 75							
139	H Seton Hall	80 71	188	H Xavier	66 62							
104	H St. John's (NY)	45 51	104	A St. John's (NY)	65 63							
47	A Villanova	62 67	139	A Seton Hall	75 82							

Non-Div I Games:

Creighton

Loss, Non-Conf, S Site, H Home A Away N Neutral

Davidson

Through Games Of Feb. 28, 2019

Average RPI Win:	206	WON-LOST	WINNING	LAST 10	STRENGTH OF	OPP. STRENGTH	TEAM	ADJ.	CONF.	ADJ CONF.
Average RPI Loss:	162	RECORD	PCT. RANK	GAMES	SCHEDULE	OF SCHEDULE	RPI	RPI	RPI	RPI
DIV. I ONLY	15- 12	146	0- 1	208	161	158	158	17	17	
DIV. I NON-CONF.	5- 7	206	0- 0	152	143	167	167	16	16	
TOTALS	RPI 1-25	RPI 26-50	W-L RECORDS	RPI 51-100	RPI 101-150	RPI 150+				
15- 12	0- 1	0- 0	OVERALL	1- 1	3- 4	11- 6				
8- 4	0- 0	0- 0	HOME	0- 0	1- 2	7- 2				
7- 8	0- 1	0- 0	AWAY	1- 1	2- 2	4- 4				
0- 0	0- 0	0- 0	NEUTRAL	0- 0	0- 0	0- 0				
5- 7	0- 1	0- 0	NON-CONFERENCE	1- 1	1- 2	3- 3				
3- 1	0- 0	0- 0	HOME	0- 0	1- 1	2- 0				
2- 6	0- 1	0- 0	AWAY	1- 1	0- 1	1- 3				
0- 0	0- 0	0- 0	NEUTRAL	0- 0	0- 0	0- 0				
10- 5	0- 0	0- 0	CONFERENCE	0- 0	2- 2	8- 3				
5- 3	0- 0	0- 0	HOME	0- 0	0- 1	5- 2				
5- 2	0- 0	0- 0	AWAY	0- 0	2- 1	3- 1				
0- 0	0- 0	0- 0	NEUTRAL	0- 0	0- 0	0- 0				

RPI 1-25				RPI 26-50				RPI 51-100				RPI 101+ Team's RPI: 158			
RPI	S	Opponent	Score	RPI	S	Opponent	Score	RPI	S	Opponent	Score	RPI	S	Opponent	Score
7	A	NC State	45 75					53	A	Clemson	90 80	111	A	Fordham	60 56
								66	A	Princeton	57 65	111	H	Fordham	42 58
												120	A	Charlotte	66 78
												122	A	Dayton	69 83
												126	H	High Point	71 62
												135	A	Duquesne	62 47
												149	H	Appalachian St.	78 81
												171	H	William & Mary	76 65
												178	H	Saint Louis	60 57
												190	A	UNC Asheville	56 69
												195	A	George Washington	62 42
												196	H	George Mason	67 59
												214	A	Elon	72 73
												227	A	Massachusetts	64 49
												227	H	Massachusetts	58 70
												238	A	Saint Joseph's	54 66
												251	A	Gardner-Webb	49 54
												252	A	Rhode Island	77 67
												252	H	Rhode Island	58 64
												259	H	St. Bonaventure	67 55
												276	H	Richmond	78 55
												288	H	La Salle	80 61
												295	A	Charleston So.	72 34
												329	H	Presbyterian	83 56
LAST 12 Division I GAMES:															
252	H	Rhode Island	58 64	238	A	Saint Joseph's	54 66								
178	H	Saint Louis	60 57	288	H	La Salle	80 61								
122	A	Dayton	69 83	195	A	George Washington	62 42								
227	A	Massachusetts	64 49	111	A	Fordham	60 56								
111	H	Fordham	42 58	227	H	Massachusetts	58 70								
259	H	St. Bonaventure	67 55	276	H	Richmond	78 55								

Non-Div I Games: Queens (NC) 80 47

Davidson

■ Loss,
 ■ Non-Conf,
 ■ S Site,
 ■ Home
 ■ A Away
 N Neutral

Average RPI Win:	196	WON-LOST	WINNING	LAST 10	STRENGTH OF	OPP. STRENGTH	TEAM	ADJ.	CONF.	ADJ CONF.
Average RPI Loss:	103	RECORD	PCT. RANK	GAMES	SCHEDULE	OF SCHEDULE	RPI	RPI	RPI	RPI
DIV. I ONLY	14- 12	154	0- 1	94	126	122	122	17	17	
DIV. I NON-CONF.	5- 6	177	0- 0	21	40	91	91	16	16	
TOTALS	RPI 1-25	RPI 26-50	W-L RECORDS	RPI 51-100	RPI 101-150	RPI 150+				
14- 12	0- 2	2- 1	OVERALL	1- 2	1- 4	10- 3				
11- 1	0- 0	1- 0	HOME	1- 0	1- 1	8- 0				
2- 10	0- 2	0- 1	AWAY	0- 1	0- 3	2- 3				
1- 1	0- 0	1- 0	NEUTRAL	0- 1	0- 0	0- 0				
5- 6	0- 2	2- 1	NON-CONFERENCE	1- 2	0- 1	2- 0				
4- 1	0- 0	1- 0	HOME	1- 0	0- 1	2- 0				
0- 4	0- 2	0- 1	AWAY	0- 1	0- 0	0- 0				
1- 1	0- 0	1- 0	NEUTRAL	0- 1	0- 0	0- 0				
9- 6	0- 0	0- 0	CONFERENCE	0- 0	1- 3	8- 3				
7- 0	0- 0	0- 0	HOME	0- 0	1- 0	6- 0				
2- 6	0- 0	0- 0	AWAY	0- 0	0- 3	2- 3				
0- 0	0- 0	0- 0	NEUTRAL	0- 0	0- 0	0- 0				

RPI S	Opponent	Score	RPI S	Opponent	Score	RPI S	Opponent	Score	RPI S	Opponent	Score	Team's RPI: 122
14	A Maryland	71 82	36	H Buffalo	72 59	58	N Virginia Tech	57 69	107	A VCU	62 64	
15	A South Carolina	55 65	37	A James Madison	55 68	69	A Green Bay	35 51	111	A Fordham	48 57	
			43	N Georgia Tech	85 66	88	H Toledo	70 49	111	H Fordham	72 50	
									115	H Northeastern	79 84	
									135	A Duquesne	57 85	
									158	H Davidson	83 69	
									178	A Saint Louis	65 68	
									195	A George Washington	45 46	
									195	H George Washington	62 53	
									196	A George Mason	51 54	
									227	H Massachusetts	75 47	
									238	H Saint Joseph's	72 65	
									246	H Colgate	67 58	
									252	A Rhode Island	74 62	
									259	A St. Bonaventure	62 49	
									276	H Richmond	71 50	
									288	H La Salle	84 45	
									333	H Evansville	69 30	
LAST 12 Division I GAMES:												
111	A Fordham	48 57	276	H Richmond	71 50							
196	A George Mason	51 54	252	A Rhode Island	74 62							
158	H Davidson	83 69	238	H Saint Joseph's	72 65							
195	H George Washington	62 53	178	A Saint Louis	65 68							
107	A VCU	62 64	111	H Fordham	72 50							
135	A Duquesne	57 85	259	A St. Bonaventure	62 49							

Non-Div I Games:

Dayton

Average RPI Win: 128	WON-LOST	WINNING	LAST 10	STRENGTH OF	OPP. STRENGTH	TEAM	ADJ.	CONF.	ADJ CONF.
Average RPI Loss: 40	RECORD	PCT. RANK	GAMES	SCHEDULE	OF SCHEDULE	RPI	RPI	RPI	RPI
DIV. I ONLY	21- 7	45	1- 0	43	25	25	25	6	6
DIV. I NON-CONF.	9- 3	61	0- 0	79	8	40	40	4	4
TOTALS	RPI 1-25	RPI 26-50	W-L RECORDS	RPI 51-100	RPI 101-150	RPI 150+			
21- 7	0- 5	5- 0	OVERALL	4- 0	6- 2	6- 0			
11- 4	0- 2	2- 0	HOME	2- 0	3- 2	4- 0			
8- 2	0- 2	2- 0	AWAY	1- 0	3- 0	2- 0			
2- 1	0- 1	1- 0	NEUTRAL	1- 0	0- 0	0- 0			
9- 3	0- 3	1- 0	NON-CONFERENCE	2- 0	2- 0	4- 0			
5- 1	0- 1	0- 0	HOME	1- 0	1- 0	3- 0			
2- 1	0- 1	0- 0	AWAY	0- 0	1- 0	1- 0			
2- 1	0- 1	1- 0	NEUTRAL	1- 0	0- 0	0- 0			
12- 4	0- 2	4- 0	CONFERENCE	2- 0	4- 2	2- 0			
6- 3	0- 1	2- 0	HOME	1- 0	2- 2	1- 0			
6- 1	0- 1	2- 0	AWAY	1- 0	2- 0	1- 0			
0- 0	0- 0	0- 0	NEUTRAL	0- 0	0- 0	0- 0			

RPI	S	Opponent	Score	RPI	S	Opponent	Score	RPI	S	Opponent	Score	RPI	S	Opponent	Score
1	H	Notre Dame	77 101	34	N	Kansas St.	79 59	66	N	Princeton	82 67	104	A	St. John's (NY)	70 62
6	A	UConn	63 99	47	A	Villanova	66 59	69	H	Green Bay	73 64	104	H	St. John's (NY)	73 64
10	N	Syracuse	81 83	47	H	Villanova	93 70	93	A	Georgetown	69 64	105	H	Creighton	82 85
11	A	Marquette	63 96	49	A	Butler	86 78	93	H	Georgetown	76 71	112	H	Northwestern	76 60
11	H	Marquette	87 93	49	H	Butler	76 62					114	H	Providence	88 62
LAST 12 Division I GAMES:															
49	H	Butler	76 62	11	H	Marquette	87 93	104	A	St. John's (NY)	70 62	139	A	Seton Hall	94 85
188	H	Xavier	81 48	188	A	Xavier	73 71	139	H	Seton Hall	73 84	169	H	Temple	102 88
104	A	St. John's (NY)	70 62	49	A	Butler	86 78	104	H	St. John's (NY)	73 64	188	A	Xavier	73 71
139	A	Seton Hall	94 85	139	H	Seton Hall	73 84	188	H	Xavier	81 48	243	A	Loyola Chicago	102 76
93	H	Georgetown	76 71	104	H	St. John's (NY)	73 64	302	H	Tennessee St.	95 73	349	H	Savannah St.	124 61
47	H	Villanova	93 70	47	A	Villanova	66 59								

Non-Div I Games:

DePaul

■ Loss,
 ■ Non-Conf,
 ■ S Site,
 ■ H Home
 ■ A Away
 N Neutral

Delaware

Through Games Of Feb. 28, 2019

Average RPI Win:	228	WON-LOST	WINNING	LAST 10	STRENGTH OF	OPP. STRENGTH	TEAM	ADJ.	CONF.	ADJ CONF.
Average RPI Loss:	99	RECORD	PCT. RANK	GAMES	SCHEDULE	OF SCHEDULE	RPI	RPI	RPI	RPI
DIV. I ONLY	13- 13	171	1- 0	99	176	148	148	10	10	
DIV. I NON-CONF.	5- 7	206	1- 0	107	301	184	184	10	10	
TOTALS	RPI 1-25	RPI 26-50	W-L RECORDS	RPI 51-100	RPI 101-150	RPI 150+				
13- 13	0- 2	0- 1	OVERALL	0- 3	2- 4	11- 3				
6- 5	0- 2	0- 1	HOME	0- 1	2- 1	4- 0				
5- 6	0- 0	0- 0	AWAY	0- 2	0- 2	5- 2				
2- 2	0- 0	0- 0	NEUTRAL	0- 0	0- 1	2- 1				
5- 7	0- 2	0- 0	NON-CONFERENCE	0- 1	0- 1	5- 3				
2- 2	0- 2	0- 0	HOME	0- 0	0- 0	2- 0				
1- 3	0- 0	0- 0	AWAY	0- 1	0- 0	1- 2				
2- 2	0- 0	0- 0	NEUTRAL	0- 0	0- 1	2- 1				
8- 6	0- 0	0- 1	CONFERENCE	0- 2	2- 3	6- 0				
4- 3	0- 0	0- 1	HOME	0- 1	2- 1	2- 0				
4- 3	0- 0	0- 0	AWAY	0- 1	0- 2	4- 0				
0- 0	0- 0	0- 0	NEUTRAL	0- 0	0- 0	0- 0				

RPI 1-25			RPI 26-50			RPI 51-100			RPI 101+			Team's RPI: 148
RPI	S	Opponent	Score	RPI	S	Opponent	Score	RPI	S	Opponent	Score	Score
14	H	Maryland	53 77	37	H	James Madison	43 68	64	A	Drexel	41 58	110 H Towson 48 56
18	H	UCF	60 71					64	H	Drexel	40 57	115 A Northeastern 62 75
								90	A	UNI	67 79	115 H Northeastern 77 63
												123 A UNCW 64 72
												123 H UNCW 65 53
												137 N Montana St. 60 69
												157 A Boston U. 61 72
												160 N Bradley 47 59
												171 A William & Mary 70 59
												173 N Nicholls St. 71 56
												196 A George Mason 46 72
												214 A Elon 74 63
												218 A Hofstra 78 59
												218 H Hofstra 57 47
												238 H Saint Joseph's 48 39
												251 H Gardner-Webb 69 45
												289 A Col. of Charleston 72 60
												289 H Col. of Charleston 74 50
												326 N Lafayette 65 47
												343 A Delaware St. 85 77
LAST 12 Division I GAMES:												
326	N	Lafayette	65 47	64	A	Drexel	41 58					
173	N	Nicholls St.	71 56	214	A	Elon	74 63					
123	A	UNCW	64 72	171	A	William & Mary	70 59					
289	A	Col. of Charleston	72 60	289	H	Col. of Charleston	74 50					
218	H	Hofstra	57 47	123	H	UNCW	65 53					
115	H	Northeastern	77 63	115	A	Northeastern	62 75					

Non-Div I Games:

Delaware

Loss, Non-Conf, S Site, H Home A Away N Neutral

Average RPI Win:	293	WON-LOST	WINNING	LAST 10	STRENGTH OF	OPP. STRENGTH	TEAM	ADJ.	CONF.	ADJ CONF.
Average RPI Loss:	216	RECORD	PCT. RANK	GAMES	SCHEDULE	OF SCHEDULE	RPI	RPI	RPI	RPI
DIV. I ONLY	3- 19	337	0- 1	302	344	343	343	32	32	
DIV. I NON-CONF.	0- 9	336	0- 0	128	212	324	324	32	32	
TOTALS	RPI 1-25	RPI 26-50	W-L RECORDS	RPI 51-100	RPI 101-150	RPI 150+				
3- 19	0- 0	0- 1	OVERALL	0- 0	0- 3	3- 15				
3- 5	0- 0	0- 1	HOME	0- 0	0- 1	3- 3				
0- 14	0- 0	0- 0	AWAY	0- 0	0- 2	0- 12				
0- 0	0- 0	0- 0	NEUTRAL	0- 0	0- 0	0- 0				
0- 9	0- 0	0- 1	NON-CONFERENCE	0- 0	0- 3	0- 5				
0- 2	0- 0	0- 1	HOME	0- 0	0- 1	0- 0				
0- 7	0- 0	0- 0	AWAY	0- 0	0- 2	0- 5				
0- 0	0- 0	0- 0	NEUTRAL	0- 0	0- 0	0- 0				
3- 10	0- 0	0- 0	CONFERENCE	0- 0	0- 0	3- 10				
3- 3	0- 0	0- 0	HOME	0- 0	0- 0	3- 3				
0- 7	0- 0	0- 0	AWAY	0- 0	0- 0	0- 7				
0- 0	0- 0	0- 0	NEUTRAL	0- 0	0- 0	0- 0				

RPI 1-25			RPI 26-50			RPI 51-100			RPI 101+ Team's RPI: 343					
RPI	S	Opponent	Score	RPI	S	Opponent	Score	RPI	S	Opponent	Score			
				37	H	James Madison	57 103							
										104	A	St. John's (NY)	44 82	
										107	A	VCU	55 97	
										148	H	Delaware	77 85	
										169	A	Temple	61 75	
										188	A	Xavier	59 80	
										192	H	UMES	65 62	
										193	A	N.C. A&T	49 72	
										193	H	N.C. A&T	47 67	
										197	A	Robert Morris	63 64	
										203	A	Marshall	63 75	
										204	A	Bethune-Cookman	55 67	
										220	A	Howard	62 78	
										224	A	Cornell	59 94	
										264	A	Norfolk St.	50 63	
										301	H	South Carolina St.	60 63	
										330	A	Coppin St.	59 85	
										330	H	Coppin St.	57 71	
										338	A	N.C. Central	64 65	
										338	H	N.C. Central	71 61	
										348	A	Florida A&M	52 57	
										349	H	Savannah St.	66 58	
LAST 12 Division I GAMES:														
				330	A	Coppin St.	59 85			220	A	Howard	62 78	
				192	H	UMES	65 62			348	A	Florida A&M	52 57	
				338	A	N.C. Central	64 65			204	A	Bethune-Cookman	55 67	
				193	A	N.C. A&T	49 72			338	H	N.C. Central	71 61	
				301	H	South Carolina St.	60 63			193	H	N.C. A&T	47 67	
				349	H	Savannah St.	66 58			330	H	Coppin St.	57 71	

Non-Div I Games: Post 65 53 Cheyney 79 59

Delaware St.

■ Loss,
 ■ Non-Conf,
 ■ S Site,
 ■ Home
 ■ A Away
 N Neutral

RPI 1-25				RPI 26-50				RPI 51-100				RPI 101+ Team's RPI: 156			
RPI	S	Opponent	Score	RPI	S	Opponent	Score	RPI	S	Opponent	Score	RPI	S	Opponent	Score
				29	A	South Dakota St.	59 76	54	A	Wyoming	74 78	108	H	Loyola Marymount	104 75
				29	H	South Dakota St.	67 83	62	H	Lamar University	117 110	133	A	New Mexico St.	64 66
				35	A	South Dakota	58 73	71	H	American	83 54	167	A	Oral Roberts	66 74
				35	H	South Dakota	104 99	87	A	Nebraska	71 96	167	H	Oral Roberts	93 76
								100	A	Northern Colo.	66 74	226	H	UMKC	92 75
												231	A	Western Ill.	78 87
												231	H	Western Ill.	94 85
												249	A	North Dakota	92 91
												249	H	North Dakota	87 66
												259	H	St. Bonaventure	76 62
												271	A	Colorado St.	79 84
												281	H	Samford	83 87
												286	A	Southern Utah	71 70
												294	H	Air Force	92 66
												311	A	North Dakota St.	87 67
												311	H	North Dakota St.	81 54
												320	A	Omaha	95 68
												335	A	Purdue Fort Wayne	55 70
												335	H	Purdue Fort Wayne	82 62
LAST 12 Division I GAMES:															
				231	H	Western Ill.	94 85	29	H	South Dakota St.	67 83				
				249	A	North Dakota	92 91	335	A	Purdue Fort Wayne	55 70				
				35	A	South Dakota	58 73	167	H	Oral Roberts	93 76				
				335	H	Purdue Fort Wayne	82 62	311	H	North Dakota St.	81 54				
				311	A	North Dakota St.	87 67	29	A	South Dakota St.	59 76				
				167	A	Oral Roberts	66 74	249	H	North Dakota	87 66				

Denver

Detroit Mercy

Through Games Of Feb. 28, 2019

Average RPI Win:	318	WON-LOST	WINNING	LAST 10	STRENGTH OF	OPP. STRENGTH	TEAM	ADJ.	CONF.	ADJ CONF.
Average RPI Loss:	171	RECORD	PCT. RANK	GAMES	SCHEDULE	OF SCHEDULE	RPI	RPI	RPI	RPI
DIV. I ONLY	3- 24	344	0- 1	264	210	331	331	20	20	
DIV. I NON-CONF.	1- 9	326	0- 0	260	172	322	322	18	18	
TOTALS	RPI 1-25	RPI 26-50	W-L RECORDS	RPI 51-100	RPI 101-150	RPI 150+				
3- 24	0- 0	0- 2	OVERALL	0- 6	0- 4	3- 12				
1- 10	0- 0	0- 1	HOME	0- 2	0- 2	1- 5				
2- 14	0- 0	0- 1	AWAY	0- 4	0- 2	2- 7				
0- 0	0- 0	0- 0	NEUTRAL	0- 0	0- 0	0- 0				
1- 9	0- 0	0- 2	NON-CONFERENCE	0- 2	0- 0	1- 5				
0- 3	0- 0	0- 1	HOME	0- 0	0- 0	0- 2				
1- 6	0- 0	0- 1	AWAY	0- 2	0- 0	1- 3				
0- 0	0- 0	0- 0	NEUTRAL	0- 0	0- 0	0- 0				
2- 15	0- 0	0- 0	CONFERENCE	0- 4	0- 4	2- 7				
1- 7	0- 0	0- 0	HOME	0- 2	0- 2	1- 3				
1- 8	0- 0	0- 0	AWAY	0- 2	0- 2	1- 4				
0- 0	0- 0	0- 0	NEUTRAL	0- 0	0- 0	0- 0				

RPI S	Opponent	Score	RPI S	Opponent	Score	RPI S	Opponent	Score	RPI S	Opponent	Score	Team's RPI: 331
44	A Michigan	62 95	68	A Wright St.	59 78	119	A Youngstown St.	45 91				
45	H Miami (OH)	59 78	68	H Wright St.	73 76	119	H Youngstown St.	59 85				
			69	A Green Bay	37 82	134	A IUPUI	47 82				
			69	H Green Bay	40 65	134	H IUPUI	41 58				
			72	A Ohio St.	41 55	194	A Milwaukee	34 59				
			88	A Toledo	60 77	194	H Milwaukee	44 62				
						199	A Eastern Mich.	53 60				
						223	A Bowling Green	73 79				
						240	A Northern Ky.	56 68				
						243	A Loyola Chicago	43 52				
						268	H Western Mich.	44 54				
						277	A Manhattan	58 56				
						285	A Cleveland St.	51 67				
						285	H Cleveland St.	49 67				
						313	A Oakland	67 74				
						313	H Oakland	65 76				
						320	H Omaha	42 51				
						339	A UIC	42 36				
						339	H UIC	62 45				
LAST 12 Division I GAMES:												
68	H Wright St.	73 76	119	A Youngstown St.	45 91							
69	A Green Bay	37 82	285	A Cleveland St.	51 67							
194	A Milwaukee	34 59	68	A Wright St.	59 78							
134	H IUPUI	41 58	240	A Northern Ky.	56 68							
339	H UIC	62 45	194	H Milwaukee	44 62							
313	H Oakland	65 76	69	H Green Bay	40 65							

Non-Div I Games: Mich.-Dearborn 68 60

Detroit Mercy

Loss, Non-Conf, S Site, H Home A Away N Neutral

Drake

Through Games Of Feb. 28, 2019

Average RPI Win:	172	WON-LOST	WINNING	LAST 10	STRENGTH OF	OPP. STRENGTH	TEAM	ADJ.	CONF.	ADJ CONF.
Average RPI Loss:	23	RECORD	PCT. RANK	GAMES	SCHEDULE	OF SCHEDULE	RPI	RPI	RPI	RPI
DIV. I ONLY	20- 5	24	1- 0	60	84	23	23	13	13	
DIV. I NON-CONF.	7- 4	108	1- 0	7	2	12	12	15	15	
TOTALS	RPI 1-25	RPI 26-50	W-L RECORDS	RPI 51-100	RPI 101-150	RPI 150+				
20- 5	1- 3	2- 1	OVERALL	3- 1	2- 0	12- 0				
8- 2	0- 1	1- 0	HOME	1- 1	1- 0	5- 0				
10- 2	0- 1	0- 1	AWAY	2- 0	1- 0	7- 0				
2- 1	1- 1	1- 0	NEUTRAL	0- 0	0- 0	0- 0				
7- 4	1- 3	2- 1	NON-CONFERENCE	1- 0	1- 0	2- 0				
2- 1	0- 1	1- 0	HOME	0- 0	0- 0	1- 0				
3- 2	0- 1	0- 1	AWAY	1- 0	1- 0	1- 0				
2- 1	1- 1	1- 0	NEUTRAL	0- 0	0- 0	0- 0				
13- 1	0- 0	0- 0	CONFERENCE	2- 1	1- 0	10- 0				
6- 1	0- 0	0- 0	HOME	1- 1	1- 0	4- 0				
7- 0	0- 0	0- 0	AWAY	1- 0	0- 0	6- 0				
0- 0	0- 0	0- 0	NEUTRAL	0- 0	0- 0	0- 0				

RPI	S	Opponent	Score
1	N	Notre Dame	64 82
8	H	Iowa	82 91
12	A	Iowa St.	81 86
15	N	South Carolina	90 85

RPI	S	Opponent	Score
26	N	Rutgers	69 59
29	A	South Dakota St.	71 80
35	H	South Dakota	76 64

RPI	S	Opponent	Score
67	H	Missouri St.	79 85
87	A	Nebraska	83 77
90	A	UNI	88 64
90	H	UNI	76 61

RPI	S	Opponent	Score
105	A	Creighton	85 69
146	H	Southern Ill.	94 66
152	H	CSUN	73 63
154	A	Illinois St.	82 64
160	A	Bradley	92 63
187	A	Indiana St.	70 68
187	H	Indiana St.	96 77
231	A	Western Ill.	98 71
243	A	Loyola Chicago	83 55
243	H	Loyola Chicago	69 60
312	A	Valparaiso	88 62
312	H	Valparaiso	84 53
333	A	Evansville	78 47
333	H	Evansville	66 39

LAST 12 Division I GAMES:

15	N	South Carolina	90 85	312	A	Valparaiso	88 62
1	N	Notre Dame	64 82	146	H	Southern Ill.	94 66
187	H	Indiana St.	96 77	67	H	Missouri St.	79 85
333	H	Evansville	66 39	333	A	Evansville	78 47
90	H	UNI	76 61	187	A	Indiana St.	70 68
243	A	Loyola Chicago	83 55	90	A	UNI	88 64

Non-Div I Games: Clarke 91 43

Drake

Loss, Non-Conf, S Site, H Home A Away N Neutral

Average RPI Win: 205	WON-LOST	WINNING	LAST 10	STRENGTH OF	OPP. STRENGTH	TEAM	ADJ.	CONF.	ADJ CONF.
Average RPI Loss: 67	RECORD	PCT. RANK	GAMES	SCHEDULE	OF SCHEDULE	RPI	RPI	RPI	RPI
DIV. I ONLY	20- 5	24	1- 0	135	145	64	64	10	10
DIV. I NON-CONF.	8- 3	72	1- 0	137	262	90	90	10	10
TOTALS	RPI 1-25	RPI 26-50	W-L RECORDS	RPI 51-100	RPI 101-150	RPI 150+			
20- 5	0- 0	1- 2	OVERALL	0- 2	6- 1	13- 0			
8- 4	0- 0	1- 2	HOME	0- 1	3- 1	4- 0			
11- 0	0- 0	0- 0	AWAY	0- 0	3- 0	8- 0			
1- 1	0- 0	0- 0	NEUTRAL	0- 1	0- 0	1- 0			
8- 3	0- 0	1- 1	NON-CONFERENCE	0- 2	0- 0	7- 0			
3- 2	0- 0	1- 1	HOME	0- 1	0- 0	2- 0			
4- 0	0- 0	0- 0	AWAY	0- 0	0- 0	4- 0			
1- 1	0- 0	0- 0	NEUTRAL	0- 1	0- 0	1- 0			
12- 2	0- 0	0- 1	CONFERENCE	0- 0	6- 1	6- 0			
5- 2	0- 0	0- 1	HOME	0- 0	3- 1	2- 0			
7- 0	0- 0	0- 0	AWAY	0- 0	3- 0	4- 0			
0- 0	0- 0	0- 0	NEUTRAL	0- 0	0- 0	0- 0			

RPI S	Opponent	Score	RPI S	Opponent	Score	RPI S	Opponent	Score	RPI S	Opponent	Score
37	H James Madison	35 51	46	H Quinnipiac	52 56	48	H Bucknell	64 42	68	N Wright St.	63 71
									39	H Penn	55
									110	H Towson	54 55
									115	A Northeastern	61 59
									115	H Northeastern	76 45
									123	A UNCW	65 53
									123	H UNCW	67 55
									148	A Delaware	57 40
									148	H Delaware	58 41
									171	A William & Mary	62 58
									214	A Elon	59 44
									218	A Hofstra	61 49
									218	H Hofstra	62 39
									238	H Saint Joseph's	51 34
									251	H Gardner-Webb	65 48
									269	N Siena	51 39
									276	A Richmond	58 35
									277	A Manhattan	53 39
									283	A Vermont	60 44
									288	A La Salle	58 43
									289	A Col. of Charleston	65 42
									289	H Col. of Charleston	76 53
LAST 12 Division I GAMES:											
283	A Vermont	60 44	171	A William & Mary	62 58						
289	A Col. of Charleston	65 42	214	A Elon	59 44						
123	A UNCW	65 53	123	H UNCW	67 55						
115	H Northeastern	76 45	289	H Col. of Charleston	76 53						
218	H Hofstra	62 39	218	A Hofstra	61 49						
148	H Delaware	58 41	115	A Northeastern	61 59						

Non-Div I Games:

Drexel

■ Loss,
■ Non-Conf, S Site,
■ Home
■ Away
N Neutral

Average RPI Win:	137	WON-LOST	WINNING	LAST 10	STRENGTH OF	OPP. STRENGTH	TEAM	ADJ.	CONF.	ADJ CONF.
Average RPI Loss:	50	RECORD	PCT. RANK	GAMES	SCHEDULE	OF SCHEDULE	RPI	RPI	RPI	RPI
DIV. I ONLY	13- 14	183	0- 1	29	5	80	80	1	1	
DIV. I NON-CONF.	8- 4	91	0- 1	88	54	60	60	1	1	
TOTALS	RPI 1-25	RPI 26-50	W-L RECORDS	RPI 51-100	RPI 101-150	RPI 150+				
13- 14	0- 7	1- 2	OVERALL	3- 1	4- 3	5- 1				
8- 4	0- 3	0- 0	HOME	2- 1	3- 0	3- 0				
4- 8	0- 4	1- 1	AWAY	1- 0	1- 3	1- 0				
1- 2	0- 0	0- 1	NEUTRAL	0- 0	0- 0	1- 1				
8- 4	0- 1	0- 1	NON-CONFERENCE	2- 0	1- 1	5- 1				
5- 0	0- 0	0- 0	HOME	1- 0	1- 0	3- 0				
2- 2	0- 1	0- 0	AWAY	1- 0	0- 1	1- 0				
1- 2	0- 0	0- 1	NEUTRAL	0- 0	0- 0	1- 1				
5- 10	0- 6	1- 1	CONFERENCE	1- 1	3- 2	0- 0				
3- 4	0- 3	0- 0	HOME	1- 1	2- 0	0- 0				
2- 6	0- 3	1- 1	AWAY	0- 0	1- 2	0- 0				
0- 0	0- 0	0- 0	NEUTRAL	0- 0	0- 0	0- 0				

RPI 1-25				RPI 26-50				RPI 51-100 Team's RPI: 80				RPI 101+			
RPI	S	Opponent	Score	RPI	S	Opponent	Score	RPI	S	Opponent	Score	RPI	S	Opponent	Score
1	A	Notre Dame	61 89	27	N	Missouri	54 62	53	H	Clemson	63 59	101	A	Virginia	47 53
3	H	Louisville	51 73	33	A	North Carolina	85 69	57	A	Maine	66 63	112	A	Northwestern	58 84
7	A	NC State	51 63	43	A	Georgia Tech	64 70	58	H	Virginia Tech	57 64	117	A	Boston College	90 92
10	H	Syracuse	55 64					70	H	FGCU	57 41	124	H	Pittsburgh	74 55
17	H	Miami (FL)	50 58									129	H	Marist	64 56
20	A	Oregon St.	57 71									142	A	Wake Forest	55 44
22	A	Florida St.	62 66									142	H	Wake Forest	66 52
												155	N	Washington	64 71
												189	A	Wisconsin	60 53
												200	H	UNLV	66 38
												208	N	Ball St.	79 62
												214	H	Elon	81 64
												221	H	East Carolina	83 66
LAST 12 Division I GAMES:															
				27	N	Missouri	54 62	101	A	Virginia	47 53				
				208	N	Ball St.	79 62	33	A	North Carolina	85 69				
				53	H	Clemson	63 59	124	H	Pittsburgh	74 55				
				142	A	Wake Forest	55 44	117	A	Boston College	90 92				
				1	A	Notre Dame	61 89	10	H	Syracuse	55 64				
				58	H	Virginia Tech	57 64	142	H	Wake Forest	66 52				

Non-Div I Games:

Duke

RPI 1-25				RPI 26-50				RPI 51-100				RPI 101+ Team's RPI: 135			
RPI	S	Opponent	Score	RPI	S	Opponent	Score	RPI	S	Opponent	Score	RPI	S	Opponent	Score
10	N	Syracuse	71 87	28	A	Texas	41 78	77	A	Kent St.	77 72	107	H	VCU	71 68
18	H	UCF	63 71	41	A	TCU	48 61	88	A	Toledo	52 65	111	A	Fordham	46 57
												122	H	Dayton	85 57
												124	H	Pittsburgh	58 66
												127	A	Penn St.	64 58
												158	H	Davidson	47 62
												169	H	Temple	54 53
												178	H	Saint Louis	63 67
												195	A	George Washington	64 53
												195	H	George Washington	54 55
												196	A	George Mason	60 57
												212	N	Liberty	51 55
												227	A	Massachusetts	66 69
												230	A	Saint Francis (PA)	93 73
												237	H	Mt. St. Mary's	73 64
												238	A	Saint Joseph's	67 56
												238	H	Saint Joseph's	81 73
												248	H	ETSU	66 58
												252	A	Rhode Island	75 58
												259	A	St. Bonaventure	60 54
												276	H	Richmond	80 54
												288	A	La Salle	66 62
LAST 12 Division I GAMES:															
195	A	George Washington	64 53	227	A	Massachusetts	66 69								
107	H	VCU	71 68	111	A	Fordham	46 57								
238	A	Saint Joseph's	67 56	195	H	George Washington	54 55								
252	A	Rhode Island	75 58	288	A	La Salle	66 62								
178	H	Saint Louis	63 67	276	H	Richmond	80 54								
122	H	Dayton	85 57	238	H	Saint Joseph's	81 73								

Page 74

ETSUETSU

ETSU

Page 75

East Carolina

Through Games Of Feb. 28, 2019

Average RPI Win:	247	WON-LOST	WINNING	LAST 10	STRENGTH OF	OPP. STRENGTH	TEAM	ADJ.	CONF.	ADJ CONF.
Average RPI Loss:	126	RECORD	PCT. RANK	GAMES	SCHEDULE	OF SCHEDULE	RPI	RPI	RPI	RPI
DIV. I ONLY	13- 14	183	0- 1	242	131	221	221	9	9	
DIV. I NON-CONF.	9- 4	85	0- 0	313	270	194	194	8	8	
TOTALS	RPI 1-25	RPI 26-50	W-L RECORDS	RPI 51-100	RPI 101-150	RPI 150+				
13- 14	0- 2	0- 0	OVERALL	0- 2	1- 5	12- 5				
10- 5	0- 1	0- 0	HOME	0- 1	1- 3	9- 0				
1- 9	0- 1	0- 0	AWAY	0- 1	0- 2	1- 5				
2- 0	0- 0	0- 0	NEUTRAL	0- 0	0- 0	2- 0				
9- 4	0- 0	0- 0	NON-CONFERENCE	0- 1	1- 2	8- 1				
7- 1	0- 0	0- 0	HOME	0- 0	1- 1	6- 0				
0- 3	0- 0	0- 0	AWAY	0- 1	0- 1	0- 1				
2- 0	0- 0	0- 0	NEUTRAL	0- 0	0- 0	2- 0				
4- 10	0- 2	0- 0	CONFERENCE	0- 1	0- 3	4- 4				
3- 4	0- 1	0- 0	HOME	0- 1	0- 2	3- 0				
1- 6	0- 1	0- 0	AWAY	0- 0	0- 1	1- 4				
0- 0	0- 0	0- 0	NEUTRAL	0- 0	0- 0	0- 0				

RPI S Opponent	Score	RPI S Opponent	Score	RPI S Opponent	Score	RPI S Opponent	Score	Team's RPI: 221
6 A UConn	55 118			80 A Duke	66 83	102 A Houston	52 63	
18 H UCF	58 61			84 H Cincinnati	57 68	120 A Charlotte	46 52	
						123 H UNCW	68 71	
						125 H South Fla.	50 63	
						142 H Wake Forest	70 61	
						150 H Tulsa	55 75	
						164 A Tulane	57 68	
						164 H Tulane	63 61	
						169 A Temple	62 84	
						171 A William & Mary	43 63	
						192 H UMES	84 69	
						206 A Memphis	46 58	
						206 H Memphis	68 59	
						209 A SMU	64 54	
						212 H Liberty	66 63	
						234 H Monmouth	73 67	
						247 A Wichita St.	47 57	
						247 H Wichita St.	78 56	
						297 H Kennesaw St.	68 56	
						301 N South Carolina St.	71 63	
						334 H Grand Canyon	59 47	
						336 N Longwood	61 52	
						341 H USC Upstate	63 53	
LAST 12 Division I GAMES:								
84 H Cincinnati	57 68	164 H Tulane	63 61					
125 H South Fla.	50 63	247 A Wichita St.	47 57					
102 A Houston	52 63	169 A Temple	62 84					
209 A SMU	64 54	18 H UCF	58 61					
206 H Memphis	68 59	206 A Memphis	46 58					
6 A UConn	55 118	150 H Tulsa	55 75					

Non-Div I Games:

East Carolina

Loss, Non-Conf, S Site, H Home A Away N Neutral

Average RPI Win: 243	WON-LOST	WINNING	LAST 10	STRENGTH OF	OPP. STRENGTH	TEAM	ADJ.	CONF.	ADJ CONF.
Average RPI Loss: 187	RECORD	PCT. RANK	GAMES	SCHEDULE	OF SCHEDULE	RPI	RPI	RPI	RPI
DIV. I ONLY	8- 17	270	1- 0	234	289	287	287	22	22
DIV. I NON-CONF.	3- 5	227	0- 0	248	249	235	235	22	22
TOTALS	RPI 1-25	RPI 26-50	W-L RECORDS	RPI 51-100	RPI 101-150	RPI 150+			
8- 17	0- 0	0- 1	OVERALL	0- 2	1- 3	7- 11			
6- 4	0- 0	0- 0	HOME	0- 0	1- 1	5- 3			
1- 13	0- 0	0- 1	AWAY	0- 2	0- 2	1- 8			
1- 0	0- 0	0- 0	NEUTRAL	0- 0	0- 0	1- 0			
3- 5	0- 0	0- 1	NON-CONFERENCE	0- 1	0- 1	3- 2			
2- 0	0- 0	0- 0	HOME	0- 0	0- 0	2- 0			
0- 5	0- 0	0- 1	AWAY	0- 1	0- 1	0- 2			
1- 0	0- 0	0- 0	NEUTRAL	0- 0	0- 0	1- 0			
5- 12	0- 0	0- 0	CONFERENCE	0- 1	1- 2	4- 9			
4- 4	0- 0	0- 0	HOME	0- 0	1- 1	3- 3			
1- 8	0- 0	0- 0	AWAY	0- 1	0- 1	1- 6			
0- 0	0- 0	0- 0	NEUTRAL	0- 0	0- 0	0- 0			

RPI S	Opponent	Score	RPI S	Opponent	Score	RPI S	Opponent	Score	RPI S	Opponent	Score	Team's RPI: 287
49	A Butler	37 72	63	A Belmont	57 98	118	A UT Martin	66 90	118	H UT Martin	77 71	
			97	A Northern Ill.	59 78	131	H Morehead St.	57 67	146	A Southern Ill.	59 73	
						160	A Bradley	64 67	161	A Tennessee Tech	88 99	
						187	H Indiana St.	63 39	216	A Jacksonville St.	49 78	
						216	H Jacksonville St.	52 49	219	A SIUE	62 78	
						219	H SIUE	56 65	231	N Western Ill.	64 62	
						232	A Southeast Mo. St.	57 72	232	H Southeast Mo. St.	54 80	
						257	A Austin Peay	67 57	257	H Austin Peay	60 73	
						265	A Murray St.	51 60	265	H Murray St.	75 67	
						302	A Tennessee St.	66 70	312	A Valparaiso	60 62	
						332	H Eastern Ky.	80 60	335	H Purdue Fort Wayne	72 63	
LAST 12 Division I GAMES:												
216	H Jacksonville St.	52 49	265	A Murray St.	51 60	131	H Morehead St.	57 67	232	A Southeast Mo. St.	57 72	
302	A Tennessee St.	66 70	332	H Eastern Ky.	80 60	118	A UT Martin	66 90	257	H Austin Peay	60 73	
63	A Belmont	57 98										
232	H Southeast Mo. St.	54 80										
219	A SIUE	62 78										
257	A Austin Peay	67 57										

Non-Div I Games: Lincoln Christian 97 34 Eureka 104 48 Oakland City 102 43

Eastern Ill.

Loss, Non-Conf, S Site, H Home A Away N Neutral

Average RPI Win:	0	WON-LOST	WINNING	LAST 10	STRENGTH OF	OPP. STRENGTH	TEAM	ADJ.	CONF.	ADJ CONF.
Average RPI Loss:	175	RECORD	PCT. RANK	GAMES	SCHEDULE	OF SCHEDULE	RPI	RPI	RPI	RPI
DIV. I ONLY	0- 26	351	0- 1	117	267	332	332	22	22	
DIV. I NON-CONF.	0- 9	336	0- 1	23	195	268	268	22	22	
TOTALS	RPI 1-25	RPI 26-50	W-L RECORDS	RPI 51-100	RPI 101-150	RPI 150+				
0- 26	0- 1	0- 2	OVERALL	0- 4	0- 3	0- 16				
0- 10	0- 0	0- 0	HOME	0- 1	0- 1	0- 8				
0- 14	0- 0	0- 2	AWAY	0- 2	0- 2	0- 8				
0- 2	0- 1	0- 0	NEUTRAL	0- 1	0- 0	0- 0				
0- 9	0- 1	0- 2	NON-CONFERENCE	0- 2	0- 1	0- 3				
0- 2	0- 0	0- 0	HOME	0- 0	0- 0	0- 2				
0- 5	0- 0	0- 2	AWAY	0- 1	0- 1	0- 1				
0- 2	0- 1	0- 0	NEUTRAL	0- 1	0- 0	0- 0				
0- 17	0- 0	0- 0	CONFERENCE	0- 2	0- 2	0- 13				
0- 8	0- 0	0- 0	HOME	0- 1	0- 1	0- 6				
0- 9	0- 0	0- 0	AWAY	0- 1	0- 1	0- 7				
0- 0	0- 0	0- 0	NEUTRAL	0- 0	0- 0	0- 0				

RPI S	Opponent	Score	RPI S	Opponent	Score	RPI S	Opponent	Score	RPI S	Opponent	Score	Team's RPI: 332
22 N	Florida St.	45 62	39 A	Ohio	60 100	63 A	Belmont	43 69	118 H	UT Martin	61 87	
			45 A	Miami (OH)	44 60	63 H	Belmont	52 87	131 A	Morehead St.	52 68	
						74 A	West Virginia	29 78	141 A	Akron	54 63	
						74 N	West Virginia	39 81	161 A	Tennessee Tech	57 77	
									161 H	Tennessee Tech	68 81	
									178 H	Saint Louis	43 70	
									196 H	George Mason	75 91	
									216 A	Jacksonville St.	64 69	
									216 H	Jacksonville St.	44 53	
									219 A	SIUE	55 74	
									232 H	Southeast Mo. St.	42 52	
									257 A	Austin Peay	65 100	
									257 H	Austin Peay	60 80	
									265 A	Murray St.	63 81	
									265 H	Murray St.	63 76	
									268 A	Western Mich.	53 64	
									287 A	Eastern Ill.	60 80	
									302 A	Tennessee St.	38 60	
									302 H	Tennessee St.	31 57	
LAST 12 Division I GAMES:												
74 N	West Virginia	39 81	302 H	Tennessee St.	31 57							
257 H	Austin Peay	60 80	63 H	Belmont	52 87							
216 A	Jacksonville St.	64 69	219 A	SIUE	55 74							
161 A	Tennessee Tech	57 77	287 A	Eastern Ill.	60 80							
131 A	Morehead St.	52 68	161 H	Tennessee Tech	68 81							
265 H	Murray St.	63 76	216 H	Jacksonville St.	44 53							

Non-Div I Games: Brescia 70 41 Ky. Christian 90 35

Eastern Ky.

Average RPI Win:	251	WON-LOST	WINNING	LAST 10	STRENGTH OF	OPP. STRENGTH	TEAM	ADJ.	CONF.	ADJ CONF.
Average RPI Loss:	101	RECORD	PCT. RANK	GAMES	SCHEDULE	OF SCHEDULE	RPI	RPI	RPI	RPI
DIV. I ONLY	11- 14	211	0- 1	201	114	199	199	7	7	
DIV. I NON-CONF.	6- 4	125	0- 0	343	242	259	259	9	9	
TOTALS	RPI 1-25	RPI 26-50	W-L RECORDS	RPI 51-100	RPI 101-150	RPI 150+				
11- 14	0- 2	0- 4	OVERALL	0- 5	2- 0	9- 3				
8- 3	0- 0	0- 1	HOME	0- 2	1- 0	7- 0				
3- 8	0- 1	0- 2	AWAY	0- 3	1- 0	2- 2				
0- 3	0- 1	0- 1	NEUTRAL	0- 0	0- 0	0- 1				
6- 4	0- 1	0- 1	NON-CONFERENCE	0- 0	0- 0	6- 2				
4- 0	0- 0	0- 0	HOME	0- 0	0- 0	4- 0				
2- 1	0- 0	0- 0	AWAY	0- 0	0- 0	2- 1				
0- 3	0- 1	0- 1	NEUTRAL	0- 0	0- 0	0- 1				
5- 10	0- 1	0- 3	CONFERENCE	0- 5	2- 0	3- 1				
4- 3	0- 0	0- 1	HOME	0- 2	1- 0	3- 0				
1- 7	0- 1	0- 2	AWAY	0- 3	1- 0	0- 1				
0- 0	0- 0	0- 0	NEUTRAL	0- 0	0- 0	0- 0				

RPI 1-25				RPI 26-50				RPI 51-100				RPI 101+				Team's RPI: 199	
RPI	S	Opponent	Score	RPI	S	Opponent	Score	RPI	S	Opponent	Score	RPI	S	Opponent	Score		
12	N	Iowa St.	59 85	36	H	Buffalo	84 91	77	A	Kent St.	64 71	141	A	Akron	72 60		
24	A	Central Mich.	61 71	39	A	Ohio	44 85	77	H	Kent St.	54 67	141	H	Akron	67 60		
				45	A	Miami (OH)	58 63	88	A	Toledo	43 63	154	H	Illinois St.	50 41		
				49	N	Butler	63 73	97	A	Northern Ill.	60 70	208	H	Ball St.	56 53		
								97	H	Northern Ill.	65 68	213	A	Illinois	66 72		
												223	H	Bowling Green	81 74		
												268	A	Western Mich.	68 71		
												268	H	Western Mich.	64 61		
												285	H	Cleveland St.	69 63		
												298	N	UNC Greensboro	44 49		
												331	H	Detroit Mercy	60 53		
												335	A	Purdue Fort Wayne	87 72		
												336	A	Longwood	64 45		
												339	H	UIC	52 38		
LAST 12 Division I GAMES:																	
				97	A	Northern Ill.	60 70	45	A	Miami (OH)	58 63						
				268	A	Western Mich.	68 71	97	H	Northern Ill.	65 68						
				141	H	Akron	67 60	24	A	Central Mich.	61 71						
				208	H	Ball St.	56 53	223	H	Bowling Green	81 74						
				77	H	Kent St.	54 67	39	A	Ohio	44 85						
				88	A	Toledo	43 63	141	A	Akron	72 60						

Non-Div I Games: Northwood 53 39

Eastern Mich.

■ Loss,
■ Non-Conf,
■ S Site,
■ H Home
■ A Away
N Neutral

Average RPI Win:	216	WON-LOST	WINNING	LAST 10	STRENGTH OF	OPP. STRENGTH	TEAM	ADJ.	CONF.	ADJ CONF.
Average RPI Loss:	119	RECORD	PCT. RANK	GAMES	SCHEDULE	OF SCHEDULE	RPI	RPI	RPI	RPI
DIV. I ONLY	9- 16	253	1- 0	88	149	181	181	16	16	
DIV. I NON-CONF.	0- 8	336	0- 0	11	112	220	220	12	12	
TOTALS	RPI 1-25	RPI 26-50	W-L RECORDS	RPI 51-100	RPI 101-150	RPI 150+				
9- 16	0- 2	0- 1	OVERALL	1- 6	1- 4	7- 3				
3- 8	0- 1	0- 0	HOME	0- 4	0- 2	3- 1				
6- 6	0- 0	0- 1	AWAY	1- 2	1- 1	4- 2				
0- 2	0- 1	0- 0	NEUTRAL	0- 0	0- 1	0- 0				
0- 8	0- 2	0- 1	NON-CONFERENCE	0- 3	0- 1	0- 1				
0- 3	0- 1	0- 0	HOME	0- 2	0- 0	0- 0				
0- 3	0- 0	0- 1	AWAY	0- 1	0- 0	0- 1				
0- 2	0- 1	0- 0	NEUTRAL	0- 0	0- 1	0- 0				
9- 8	0- 0	0- 0	CONFERENCE	1- 3	1- 3	7- 2				
3- 5	0- 0	0- 0	HOME	0- 2	0- 2	3- 1				
6- 3	0- 0	0- 0	AWAY	1- 1	1- 1	4- 1				
0- 0	0- 0	0- 0	NEUTRAL	0- 0	0- 0	0- 0				

RPI 1-25				RPI 26-50				RPI 51-100				RPI 101+ Team's RPI: 181			
RPI	S	Opponent	Score	RPI	S	Opponent	Score	RPI	S	Opponent	Score	RPI	S	Opponent	Score
13	H	Gonzaga	51 63	30	A	BYU	65 80	56	A	Boise St.	55 67	109	A	Idaho St.	48 63
20	N	Oregon St.	45 93					60	H	Utah	51 95	136	N	UC Riverside	45 57
								76	A	Idaho	68 84	137	A	Montana St.	89 87
								76	H	Idaho	74 75	137	H	Montana St.	47 61
								91	H	Fresno St.	58 68	138	H	Portland St.	64 76
								100	A	Northern Colo.	76 72	168	A	Montana	68 62
								100	H	Northern Colo.	62 67	168	H	Montana	67 64
												254	A	Northern Ariz.	64 62
												254	H	Northern Ariz.	81 76
												256	A	Sacramento St.	71 62
												256	H	Sacramento St.	70 73
												286	A	Southern Utah	63 73
												286	H	Southern Utah	80 66
												317	A	Cal Poly	55 59
												322	A	Weber St.	64 58
LAST 12 Division I GAMES:															
256	A	Sacramento St.	71 62	137	H	Montana St.	47 61								
254	H	Northern Ariz.	81 76	254	A	Northern Ariz.	64 62								
286	H	Southern Utah	80 66	286	A	Southern Utah	63 73								
76	H	Idaho	74 75	256	H	Sacramento St.	70 73								
100	A	Northern Colo.	76 72	138	H	Portland St.	64 76								
168	H	Montana	67 64	137	A	Montana St.	89 87								

Non-Div I Games: Eastern Ore. 66 45

Eastern Wash.

■ Loss,
■ Non-Conf,
■ S Site,
■ H Home
■ A Away
N Neutral

Average RPI Win: 241	WON-LOST	WINNING	LAST 10	STRENGTH OF	OPP. STRENGTH	TEAM	ADJ.	CONF.	ADJ CONF.
Average RPI Loss: 114	RECORD	PCT. RANK	GAMES	SCHEDULE	OF SCHEDULE	RPI	RPI	RPI	RPI
DIV. I ONLY	7- 17	281	0- 1	93	166	214	214	10	10
DIV. I NON-CONF.	4- 6	212	0- 0	114	248	185	185	10	10
TOTALS	RPI 1-25	RPI 26-50	W-L RECORDS	RPI 51-100	RPI 101-150	RPI 150+			
7- 17	0- 0	0- 4	OVERALL	0- 2	0- 8	7- 3			
3- 9	0- 0	0- 3	HOME	0- 1	0- 4	3- 1			
4- 8	0- 0	0- 1	AWAY	0- 1	0- 4	4- 2			
0- 0	0- 0	0- 0	NEUTRAL	0- 0	0- 0	0- 0			
4- 6	0- 0	0- 2	NON-CONFERENCE	0- 1	0- 2	4- 1			
2- 3	0- 0	0- 2	HOME	0- 0	0- 1	2- 0			
2- 3	0- 0	0- 0	AWAY	0- 1	0- 1	2- 1			
0- 0	0- 0	0- 0	NEUTRAL	0- 0	0- 0	0- 0			
3- 11	0- 0	0- 2	CONFERENCE	0- 1	0- 6	3- 2			
1- 6	0- 0	0- 1	HOME	0- 1	0- 3	1- 1			
2- 5	0- 0	0- 1	AWAY	0- 0	0- 3	2- 1			
0- 0	0- 0	0- 0	NEUTRAL	0- 0	0- 0	0- 0			

RPI S	Opponent	Score	RPI S	Opponent	Score	RPI S	Opponent	Score	RPI S	Opponent	Score	Team's RPI: 214
33	H North Carolina	69 100	64	H Drexel	44 59	110	A Towson	58 59				
37	A James Madison	30 82	80	A Duke	64 81	110	H Towson	50 59				
37	H James Madison	46 74				115	A Northeastern	71 79				
50	H Auburn	44 96				123	A UNCW	51 76				
						123	H UNCW	70 75				
						129	H Marist	57 61				
						148	H Delaware	63 74				
						149	A Appalachian St.	62 65				
						158	H Davidson	73 72				
						171	A William & Mary	60 65				
						171	H William & Mary	59 64				
						193	H N.C. A&T	73 64				
						202	A Hampton	77 62				
						218	A Hofstra	77 64				
						289	A Col. of Charleston	72 52				
						289	H Col. of Charleston	76 68				
						292	A Winthrop	57 58				
						338	A N.C. Central	83 54				
LAST 12 Division I GAMES:												
110	H Towson	50 59	64	H Drexel	44 59							
37	H James Madison	46 74	37	A James Madison	30 82							
171	H William & Mary	59 64	110	A Towson	58 59							
289	A Col. of Charleston	72 52	171	A William & Mary	60 65							
123	A UNCW	51 76	123	H UNCW	70 75							
148	H Delaware	63 74	289	H Col. of Charleston	76 68							

Non-Div I Games: Chowan 88 74

Elon

Average RPI Win:	306	WON-LOST	WINNING	LAST 10	STRENGTH OF	OPP. STRENGTH	TEAM	ADJ.	CONF.	ADJ CONF.
Average RPI Loss:	178	RECORD	PCT. RANK	GAMES	SCHEDULE	OF SCHEDULE	RPI	RPI	RPI	RPI
DIV. I ONLY	3- 23	341	0- 1	226	255	333	333	13	13	
DIV. I NON-CONF.	2- 9	297	0- 0	332	339	346	346	15	15	
TOTALS	RPI 1-25	RPI 26-50	W-L RECORDS	RPI 51-100	RPI 101-150	RPI 150+				
3- 23	0- 2	0- 0	OVERALL	0- 3	0- 3	3- 15				
2- 10	0- 1	0- 0	HOME	0- 1	0- 0	2- 8				
1- 13	0- 1	0- 0	AWAY	0- 2	0- 3	1- 7				
0- 0	0- 0	0- 0	NEUTRAL	0- 0	0- 0	0- 0				
2- 9	0- 0	0- 0	NON-CONFERENCE	0- 0	0- 2	2- 7				
1- 4	0- 0	0- 0	HOME	0- 0	0- 0	1- 4				
1- 5	0- 0	0- 0	AWAY	0- 0	0- 2	1- 3				
0- 0	0- 0	0- 0	NEUTRAL	0- 0	0- 0	0- 0				
1- 14	0- 2	0- 0	CONFERENCE	0- 3	0- 1	1- 8				
1- 6	0- 1	0- 0	HOME	0- 1	0- 0	1- 4				
0- 8	0- 1	0- 0	AWAY	0- 2	0- 1	0- 4				
0- 0	0- 0	0- 0	NEUTRAL	0- 0	0- 0	0- 0				

RPI 1-25				RPI 26-50				RPI 51-100				RPI 101+ Team's RPI: 333			
RPI	S	Opponent	Score	RPI	S	Opponent	Score	RPI	S	Opponent	Score	RPI	S	Opponent	Score
23	A	Drake	39 66					67	A	Missouri St.	66 88	122	A	Dayton	30 69
23	H	Drake	47 78					90	A	UNI	46 95	131	A	Morehead St.	63 85
								90	H	UNI	46 74	146	A	Southern Ill.	47 67
												154	A	Illinois St.	59 82
												154	H	Illinois St.	61 72
												160	A	Bradley	63 81
												160	H	Bradley	68 75
												187	H	Indiana St.	69 76
												189	A	Wisconsin	60 96
												203	A	Marshall	65 72
												219	H	SIUE	45 54
												232	H	Southeast Mo. St.	50 54
												243	A	Loyola Chicago	56 61
												243	H	Loyola Chicago	51 71
												257	H	Austin Peay	56 52
												265	A	Murray St.	53 81
												312	A	Valparaiso	49 93
												312	H	Valparaiso	77 65
												335	H	Purdue Fort Wayne	66 72
												339	H	UIC	54 62
												350	A	Chicago St.	67 58
LAST 12 Division I GAMES:															
90	A	UNI	46 95	187	H	Indiana St.	69 76								
23	A	Drake	39 66	23	H	Drake	47 78								
243	H	Loyola Chicago	51 71	90	H	UNI	46 74								
312	H	Valparaiso	77 65	312	A	Valparaiso	49 93								
160	A	Bradley	63 81	243	A	Loyola Chicago	56 61								
154	A	Illinois St.	59 82	154	H	Illinois St.	61 72								

Non-Div I Games:

Evansville

■ Loss,
■ Non-Conf,
■ S Site,
■ Home
■ A Away
N Neutral

Average RPI Win:	240	WON-LOST	WINNING	LAST 10	STRENGTH OF	OPP. STRENGTH	TEAM	ADJ.	CONF.	ADJ CONF.
Average RPI Loss:	54	RECORD	PCT. RANK	GAMES	SCHEDULE	OF SCHEDULE	RPI	RPI	RPI	RPI
DIV. I ONLY	21- 4	16	1- 0	214	223	70	70	24	24	
DIV. I NON-CONF.	7- 4	108	0- 0	92	95	75	75	26	26	
TOTALS	RPI 1-25	RPI 26-50	W-L RECORDS	RPI 51-100	RPI 101-150	RPI 150+				
21- 4	0- 1	0- 1	OVERALL	1- 1	1- 1	19- 0				
11- 1	0- 0	0- 0	HOME	0- 0	1- 1	10- 0				
9- 2	0- 0	0- 1	AWAY	0- 1	0- 0	9- 0				
1- 1	0- 1	0- 0	NEUTRAL	1- 0	0- 0	0- 0				
7- 4	0- 1	0- 1	NON-CONFERENCE	1- 1	1- 1	5- 0				
4- 1	0- 0	0- 0	HOME	0- 0	1- 1	3- 0				
2- 2	0- 0	0- 1	AWAY	0- 1	0- 0	2- 0				
1- 1	0- 1	0- 0	NEUTRAL	1- 0	0- 0	0- 0				
14- 0	0- 0	0- 0	CONFERENCE	0- 0	0- 0	14- 0				
7- 0	0- 0	0- 0	HOME	0- 0	0- 0	7- 0				
7- 0	0- 0	0- 0	AWAY	0- 0	0- 0	7- 0				
0- 0	0- 0	0- 0	NEUTRAL	0- 0	0- 0	0- 0				

RPI 1-25				RPI 26-50				RPI 51-100				Team's RPI: 70		RPI 101+			
RPI	S	Opponent	Score	RPI	S	Opponent	Score	RPI	S	Opponent	Score		RPI	S	Opponent	Score	
4	N	Stanford	65 88	29	A	South Dakota St.	62 80	71	N	American	90 71		102	H	Houston	76 71	
								80	A	Duke	41 57		103	H	UAB	60 62	
													159	H	Abilene Christian	81 65	
													175	A	North Ala.	68 52	
													175	H	North Ala.	76 51	
													205	A	Stetson	73 40	
													212	A	Liberty	65 64	
													212	H	Liberty	68 50	
													229	H	Jacksonville	82 58	
													230	A	Saint Francis (PA)	83 69	
													236	A	Hawaii	73 67	
													253	A	North Florida	105 66	
													253	H	North Florida	80 48	
													297	A	Kennesaw St.	69 46	
													297	H	Kennesaw St.	79 48	
													315	H	FIU	100 58	
													319	A	NJIT	67 35	
													319	H	NJIT	61 42	
													325	A	Lipscomb	80 46	
													325	H	Lipscomb	82 40	
													330	H	Coppin St.	93 61	
LAST 12 Division I GAMES:																	
				297	H	Kennesaw St.	79 48					229	H	Jacksonville	82 58		
				325	A	Lipscomb	80 46					319	A	NJIT	67 35		
				205	A	Stetson	73 40					253	H	North Florida	80 48		
				319	H	NJIT	61 42					325	H	Lipscomb	82 40		
				212	A	Liberty	65 64					297	A	Kennesaw St.	69 46		
				175	H	North Ala.	76 51					253	A	North Florida	105 66		

Non-Div I Games: Fla. Memorial 99 68 Johnson & Wales (FI109 64

FGCU

Loss, Non-Conf, S Site, H Home A Away N Neutral

Average RPI Win:	324	WON-LOST	WINNING	LAST 10	STRENGTH OF	OPP. STRENGTH	TEAM	ADJ.	CONF.	ADJ CONF.
Average RPI Loss:	156	RECORD	PCT. RANK	GAMES	SCHEDULE	OF SCHEDULE	RPI	RPI	RPI	RPI
DIV. I ONLY	5- 21	318	0- 1	167	253	315	315	14	14	
DIV. I NON-CONF.	3- 9	271	0- 1	167	346	311	311	17	17	
TOTALS	RPI 1-25	RPI 26-50	W-L RECORDS	RPI 51-100	RPI 101-150	RPI 150+				
5- 21	0- 1	0- 1	OVERALL	0- 4	0- 4	5- 11				
5- 11	0- 1	0- 0	HOME	0- 2	0- 3	5- 5				
0- 10	0- 0	0- 1	AWAY	0- 2	0- 1	0- 6				
0- 0	0- 0	0- 0	NEUTRAL	0- 0	0- 0	0- 0				
3- 9	0- 1	0- 0	NON-CONFERENCE	0- 2	0- 1	3- 5				
3- 6	0- 1	0- 0	HOME	0- 1	0- 1	3- 3				
0- 3	0- 0	0- 0	AWAY	0- 1	0- 0	0- 2				
0- 0	0- 0	0- 0	NEUTRAL	0- 0	0- 0	0- 0				
2- 12	0- 0	0- 1	CONFERENCE	0- 2	0- 3	2- 6				
2- 5	0- 0	0- 0	HOME	0- 1	0- 2	2- 2				
0- 7	0- 0	0- 1	AWAY	0- 1	0- 1	0- 4				
0- 0	0- 0	0- 0	NEUTRAL	0- 0	0- 0	0- 0				

RPI	S	Opponent	Score	RPI	S	Opponent	Score	RPI	S	Opponent	Score	RPI	S	Opponent	Score	Team's RPI: 315
17	H	Miami (FL)	43 94	32	A	Rice	44 76	59	H	Middle Tenn.	43 49	103	H	UAB	59 83	
								70	A	FGCU	58 100	120	A	Charlotte	54 69	
								89	A	Old Dominion	68 95	121	H	Western Ky.	82 94	
								96	H	South Alabama	77 84	132	H	Georgia St.	61 67	
												172	A	Louisiana Tech	72 90	
												176	A	North Texas	50 75	
												183	A	Southern Miss.	57 71	
												203	H	Marshall	58 86	
												204	A	Bethune-Cookman	57 68	
												215	H	Campbell	54 59	
												220	H	Howard	62 89	
												229	H	Jacksonville	62 73	
												253	A	North Florida	53 62	
												280	H	UTEP	55 60	
												305	A	Fla. Atlantic	55 77	
												305	H	Fla. Atlantic	56 49	
												307	H	UTSA	51 40	
												308	H	Morgan St.	59 50	
												348	H	Florida A&M	77 54	
												351	H	Alcorn	75 40	
LAST 12 Division I GAMES:																

Non-Div I Games: Palm Beach Atl. 63 66

FIU

Fairfield

Through Games Of Feb. 28, 2019

Average RPI Win:	303	WON-LOST	WINNING	LAST 10	STRENGTH OF	OPP. STRENGTH	TEAM	ADJ.	CONF.	ADJ CONF.
Average RPI Loss:	186	RECORD	PCT. RANK	GAMES	SCHEDULE	OF SCHEDULE	RPI	RPI	RPI	RPI
DIV. I ONLY	10- 18	257	1- 0	305	296	293	293	26	26	
DIV. I NON-CONF.	3- 8	267	0- 0	300	296	314	314	27	27	
TOTALS	RPI 1-25	RPI 26-50	W-L RECORDS	RPI 51-100	RPI 101-150	RPI 150+				
10- 18	0- 0	0- 3	OVERALL	0- 0	0- 3	10- 12				
5- 6	0- 0	0- 1	HOME	0- 0	0- 2	5- 3				
4- 9	0- 0	0- 1	AWAY	0- 0	0- 1	4- 7				
1- 3	0- 0	0- 1	NEUTRAL	0- 0	0- 0	1- 2				
3- 8	0- 0	0- 1	NON-CONFERENCE	0- 0	0- 1	3- 6				
1- 2	0- 0	0- 0	HOME	0- 0	0- 1	1- 1				
1- 3	0- 0	0- 0	AWAY	0- 0	0- 0	1- 3				
1- 3	0- 0	0- 1	NEUTRAL	0- 0	0- 0	1- 2				
7- 10	0- 0	0- 2	CONFERENCE	0- 0	0- 2	7- 6				
4- 4	0- 0	0- 1	HOME	0- 0	0- 1	4- 2				
3- 6	0- 0	0- 1	AWAY	0- 0	0- 1	3- 4				
0- 0	0- 0	0- 0	NEUTRAL	0- 0	0- 0	0- 0				

RPI 1-25				RPI 26-50				RPI 51-100				RPI 101+ Team's RPI: 293			
RPI	S	Opponent	Score	RPI	S	Opponent	Score	RPI	S	Opponent	Score	RPI	S	Opponent	Score
				46	A	Quinnipiac	36 81					115	H	Northeastern	50 59
				46	H	Quinnipiac	40 48					129	A	Marist	44 85
				48	N	Bucknell	54 77					129	H	Marist	46 56
												171	H	William & Mary	54 60
												177	A	Rider	59 62
												188	A	Xavier	35 48
												198	A	Dartmouth	46 59
												210	N	Furman	70 77
												227	N	Massachusetts	49 59
												234	H	Monmouth	63 73
												267	A	Niagara	68 71
												267	H	Niagara	55 54
												269	A	Siena	66 40
												269	H	Siena	59 55
												272	A	Brown	49 68
												276	A	Richmond	58 40
												277	A	Manhattan	41 47
												278	A	Canisius	50 53
												278	H	Canisius	72 65
												324	A	Iona	55 42
												324	H	Iona	67 56
												339	N	UIC	68 60
												342	A	Saint Peter's	69 61
												342	H	Saint Peter's	65 68
												346	H	LIU Brooklyn	71 43
LAST 12 Division I GAMES:															
				324	H	Iona	67 56					278	H	Canisius	72 65
				342	A	Saint Peter's	69 61					234	H	Monmouth	63 73
				129	A	Marist	44 85					277	A	Manhattan	41 47
				46	H	Quinnipiac	40 48					269	H	Siena	59 55
				269	A	Siena	66 40					324	A	Iona	55 42
				267	H	Niagara	55 54					267	A	Niagara	68 71

Non-Div I Games:

Fairfield

■ Loss,
 ■ Non-Conf,
 ■ S Site,
 ■ H Home
 ■ A Away
 N Neutral

Average RPI Win:	321	WON-LOST	WINNING	LAST 10	STRENGTH OF	OPP. STRENGTH	TEAM	ADJ.	CONF.	ADJ CONF.
Average RPI Loss:	254	RECORD	PCT. RANK	GAMES	SCHEDULE	OF SCHEDULE	RPI	RPI	RPI	RPI
DIV. I ONLY	4- 20	327	0- 1	335	351	347	347	31	31	
DIV. I NON-CONF.	1- 8	322	0- 0	333	350	350	350	31	31	
TOTALS	RPI 1-25	RPI 26-50	W-L RECORDS	RPI 51-100	RPI 101-150	RPI 150+				
4- 20	0- 0	0- 0	OVERALL	0- 0	0- 0	4- 20				
3- 8	0- 0	0- 0	HOME	0- 0	0- 0	3- 8				
1- 12	0- 0	0- 0	AWAY	0- 0	0- 0	1- 12				
0- 0	0- 0	0- 0	NEUTRAL	0- 0	0- 0	0- 0				
1- 8	0- 0	0- 0	NON-CONFERENCE	0- 0	0- 0	1- 8				
1- 2	0- 0	0- 0	HOME	0- 0	0- 0	1- 2				
0- 6	0- 0	0- 0	AWAY	0- 0	0- 0	0- 6				
0- 0	0- 0	0- 0	NEUTRAL	0- 0	0- 0	0- 0				
3- 12	0- 0	0- 0	CONFERENCE	0- 0	0- 0	3- 12				
2- 6	0- 0	0- 0	HOME	0- 0	0- 0	2- 6				
1- 6	0- 0	0- 0	AWAY	0- 0	0- 0	1- 6				
0- 0	0- 0	0- 0	NEUTRAL	0- 0	0- 0	0- 0				

RPI 1-25				RPI 26-50				RPI 51-100				RPI 101+				Team's RPI: 347	
RPI	S	Opponent	Score	RPI	S	Opponent	Score	RPI	S	Opponent	Score	RPI	S	Opponent	Score		
												151	A	Stony Brook	49	63	
												197	A	Robert Morris	49	71	
												197	H	Robert Morris	43	63	
												217	A	Sacred Heart	62	68	
												217	H	Sacred Heart	63	82	
												220	H	Howard	58	79	
												230	A	Saint Francis (PA)	64	75	
												230	H	Saint Francis (PA)	65	77	
												237	H	Mt. St. Mary's	47	63	
												246	A	Colgate	52	71	
												250	A	Binghamton	54	73	
												262	A	St. Francis Brooklyn	61	73	
												262	H	St. Francis Brooklyn	53	64	
												282	A	Army West Point	40	62	
												294	A	Air Force	37	85	
												299	A	Bryant	48	68	
												299	H	Bryant	63	53	
												310	A	Wagner	59	71	
												310	H	Wagner	44	60	
												318	H	Central Conn. St.	74	67	
												319	H	NJIT	64	43	
												326	H	Lafayette	57	63	
												342	A	Saint Peter's	58	75	
												346	A	LIU Brooklyn	69	52	
LAST 12 Division I GAMES:																	
				217	H	Sacred Heart	63	82				197	H	Robert Morris	43	63	
				310	H	Wagner	44	60				299	H	Bryant	63	53	
				299	A	Bryant	48	68				262	H	St. Francis Brooklyn	53	64	
				230	H	Saint Francis (PA)	65	77				237	H	Mt. St. Mary's	47	63	
				217	A	Sacred Heart	62	68				346	A	LIU Brooklyn	69	52	
				262	A	St. Francis Brooklyn	61	73				310	A	Wagner	59	71	

Non-Div I Games:	Georgian Court	70	45	Rutgers-Newark	97	51
------------------	----------------	----	----	----------------	----	----

Fairleigh Dickinson

Loss, Non-Conf, S Site, H Home A Away N Neutral

Average RPI Win:	299	WON-LOST	WINNING	LAST 10	STRENGTH OF	OPP. STRENGTH	TEAM	ADJ.	CONF.	ADJ CONF.
Average RPI Loss:	158	RECORD	PCT. RANK	GAMES	SCHEDULE	OF SCHEDULE	RPI	RPI	RPI	RPI
DIV. I ONLY	5- 22	321	0- 1	163	214	305	305	14	14	
DIV. I NON-CONF.	3- 10	278	0- 1	158	315	287	287	17	17	
TOTALS	RPI 1-25	RPI 26-50	W-L RECORDS	RPI 51-100	RPI 101-150	RPI 150+				
5- 22	0- 0	0- 2	OVERALL	0- 3	0- 4	5- 13				
4- 11	0- 0	0- 0	HOME	0- 1	0- 3	4- 7				
1- 11	0- 0	0- 2	AWAY	0- 2	0- 1	1- 6				
0- 0	0- 0	0- 0	NEUTRAL	0- 0	0- 0	0- 0				
3- 10	0- 0	0- 1	NON-CONFERENCE	0- 1	0- 1	3- 7				
2- 6	0- 0	0- 0	HOME	0- 0	0- 1	2- 5				
1- 4	0- 0	0- 1	AWAY	0- 1	0- 0	1- 2				
0- 0	0- 0	0- 0	NEUTRAL	0- 0	0- 0	0- 0				
2- 12	0- 0	0- 1	CONFERENCE	0- 2	0- 3	2- 6				
2- 5	0- 0	0- 0	HOME	0- 1	0- 2	2- 2				
0- 7	0- 0	0- 1	AWAY	0- 1	0- 1	0- 4				
0- 0	0- 0	0- 0	NEUTRAL	0- 0	0- 0	0- 0				

RPI	S	Opponent	Score	RPI	S	Opponent	Score	RPI	S	Opponent	Score	RPI	S	Opponent	Score	Team's RPI: 305
32	A	Rice	35 63	59	H	Middle Tenn.	55 74	103	H	UAB	64 89	120	A	Charlotte	47 68	
40	A	Michigan St.	74 89	75	A	Little Rock	38 61	121	H	Western Ky.	50 81	132	H	Georgia St.	59 75	
				89	A	Old Dominion	53 87	160	H	Bradley	59 80	164	A	Tulane	45 88	
								172	A	Louisiana Tech	55 86	176	A	North Texas	62 82	
								178	H	Saint Louis	61 93	183	A	Southern Miss.	45 67	
								193	H	N.C. A&T	65 67	202	H	Hampton	68 72	
								203	H	Marshall	67 72	210	A	Furman	57 73	
								268	H	Western Mich.	59 69	269	A	Siena	70 66	
								276	H	Richmond	69 55	280	H	UTEP	44 70	
								307	H	UTSA	86 70	315	A	FIU	49 56	
								315	H	FIU	77 55	326	H	Lafayette	53 49	
LAST 12 Division I GAMES:																
178	H	Saint Louis	61 93	280	H	UTEP	44 70									
160	H	Bradley	59 80	183	A	Southern Miss.	45 67									
315	A	FIU	49 56	172	A	Louisiana Tech	55 86									
32	A	Rice	35 63	315	H	FIU	77 55									
176	A	North Texas	62 82	121	H	Western Ky.	50 81									
307	H	UTSA	86 70	203	H	Marshall	67 72									

Non-Div I Games:

Fla. Atlantic

Average RPI Win:	195	WON-LOST	WINNING	LAST 10	STRENGTH OF	OPP. STRENGTH	TEAM	ADJ.	CONF.	ADJ CONF.
Average RPI Loss:	88	RECORD	PCT. RANK	GAMES	SCHEDULE	OF SCHEDULE	RPI	RPI	RPI	RPI
DIV. I ONLY	6- 22	311	0- 1	41	71	222	222	5	5	
DIV. I NON-CONF.	4- 9	252	0- 1	130	177	257	257	5	5	
TOTALS	RPI 1-25	RPI 26-50	W-L RECORDS	RPI 51-100	RPI 101-150	RPI 150+				
6- 22	0- 6	1- 1	OVERALL	0- 8	1- 3	4- 4				
6- 9	0- 3	1- 1	HOME	0- 2	1- 2	4- 1				
0- 12	0- 3	0- 0	AWAY	0- 5	0- 1	0- 3				
0- 1	0- 0	0- 0	NEUTRAL	0- 1	0- 0	0- 0				
4- 9	0- 1	0- 0	NON-CONFERENCE	0- 3	1- 3	3- 2				
4- 3	0- 0	0- 0	HOME	0- 0	1- 2	3- 1				
0- 5	0- 1	0- 0	AWAY	0- 2	0- 1	0- 1				
0- 1	0- 0	0- 0	NEUTRAL	0- 1	0- 0	0- 0				
2- 13	0- 5	1- 1	CONFERENCE	0- 5	0- 0	1- 2				
2- 6	0- 3	1- 1	HOME	0- 2	0- 0	1- 0				
0- 7	0- 2	0- 0	AWAY	0- 3	0- 0	0- 2				
0- 0	0- 0	0- 0	NEUTRAL	0- 0	0- 0	0- 0				

RPI	S	Opponent	Score	RPI	S	Opponent	Score	RPI	S	Opponent	Score	RPI	S	Opponent	Score	Team's RPI: 222
9	H	Mississippi St.	42 90	27	H	Missouri	58 56	51	A	Indiana	64 83	112	H	Northwestern	74 83	
15	A	South Carolina	40 71	50	H	Auburn	56 64	60	N	Utah	58 74	115	H	Northeastern	66 79	
15	H	South Carolina	77 96					61	A	LSU	51 69	143	A	Mercer	82 92	
16	H	Texas A&M	62 80					65	A	Tennessee	50 67	144	H	Texas Tech	72 67	
21	A	Kentucky	51 62					72	A	Ohio St.	41 46	153	A	Alabama	67 74	
22	A	Florida St.	56 63					98	A	Georgia	58 93	153	H	Alabama	57 55	
								98	H	Georgia	57 69	200	A	UNLV	53 56	
								99	H	Arkansas	73 83	204	H	Bethune-Cookman	64 53	
												211	A	Ole Miss	66 76	
												251	H	Gardner-Webb	58 60	
												295	H	Charleston So.	70 60	
												348	H	Florida A&M	62 38	
LAST 12 Division I GAMES:																
200	A	UNLV	53 56	153	H	Alabama	57 55	21	A	Kentucky	51 62					
98	H	Georgia	57 69	65	A	Tennessee	50 67	99	H	Arkansas	73 83					
16	H	Texas A&M	62 80	9	H	Mississippi St.	42 90	211	A	Ole Miss	66 76					
61	A	LSU	51 69													
15	H	South Carolina	77 96													
98	A	Georgia	58 93													

Non-Div I Games:

Florida

■ Loss,
 ■ Non-Conf,
 ■ S Site,
 ■ H Home
 ■ A Away
 N Neutral

Florida A&M

Through Games Of Feb. 28, 2019

Average RPI Win:	246	WON-LOST	WINNING	LAST 10	STRENGTH OF	OPP. STRENGTH	TEAM	ADJ.	CONF.	ADJ CONF.
Average RPI Loss:	238	RECORD	PCT. RANK	GAMES	SCHEDULE	OF SCHEDULE	RPI	RPI	RPI	RPI
DIV. I ONLY	3- 22	340	0- 1	328	340	348	348	32	32	
DIV. I NON-CONF.	1- 10	330	0- 1	262	186	339	339	32	32	
TOTALS	RPI 1-25	RPI 26-50	W-L RECORDS	RPI 51-100	RPI 101-150	RPI 150+				
3- 22	0- 1	1- 0	OVERALL	0- 1	0- 0	2- 20				
2- 8	0- 0	1- 0	HOME	0- 0	0- 0	1- 8				
1- 11	0- 1	0- 0	AWAY	0- 1	0- 0	1- 9				
0- 3	0- 0	0- 0	NEUTRAL	0- 0	0- 0	0- 3				
1- 10	0- 1	1- 0	NON-CONFERENCE	0- 1	0- 0	0- 8				
1- 1	0- 0	1- 0	HOME	0- 0	0- 0	0- 1				
0- 6	0- 1	0- 0	AWAY	0- 1	0- 0	0- 4				
0- 3	0- 0	0- 0	NEUTRAL	0- 0	0- 0	0- 3				
2- 12	0- 0	0- 0	CONFERENCE	0- 0	0- 0	2- 12				
1- 7	0- 0	0- 0	HOME	0- 0	0- 0	1- 7				
1- 5	0- 0	0- 0	AWAY	0- 0	0- 0	1- 5				
0- 0	0- 0	0- 0	NEUTRAL	0- 0	0- 0	0- 0				

RPI 1-25				RPI 26-50				RPI 51-100				RPI 101+ Team's RPI: 348			
RPI	S	Opponent	Score	RPI	S	Opponent	Score	RPI	S	Opponent	Score	RPI	S	Opponent	Score
17	A	Miami (FL)	54 103	45	H	Miami (OH)	57 56	65	A	Tennessee	31 96	164	N	Tulane	34 78
												192	H	UMES	36 68
												193	H	N.C. A&T	48 56
												204	H	Bethune-Cookman	50 52
												205	A	Stetson	44 69
												216	H	Jacksonville St.	31 62
												220	A	Howard	68 74
												220	H	Howard	59 81
												222	A	Florida	38 62
												253	A	North Florida	53 64
												264	A	Norfolk St.	58 60
												264	H	Norfolk St.	45 69
												268	N	Western Mich.	50 69
												301	A	South Carolina St.	48 61
												308	A	Morgan St.	71 75
												315	A	FIU	54 77
												320	N	Omaha	50 57
												330	A	Coppin St.	53 73
												338	H	N.C. Central	57 64
												343	H	Delaware St.	57 52
												349	A	Savannah St.	60 55
												349	H	Savannah St.	50 54
LAST 12 Division I GAMES:															
				320	N	Omaha	50 57					338	H	N.C. Central	57 64
				204	H	Bethune-Cookman	50 52					193	H	N.C. A&T	48 56
				301	A	South Carolina St.	48 61					308	A	Morgan St.	71 75
				349	A	Savannah St.	60 55					330	A	Coppin St.	53 73
				264	H	Norfolk St.	45 69					343	H	Delaware St.	57 52
				220	H	Howard	59 81					192	H	UMES	36 68

Non-Div I Games: Edward Waters 70 64

Florida A&M

■ Loss,
 ■ Non-Conf,
 ■ S Site,
 ■ Home
 ■ A Away
 N Neutral

Average RPI Win:	125	WON-LOST	WINNING	LAST 10	STRENGTH OF	OPP. STRENGTH	TEAM	ADJ.	CONF.	ADJ CONF.
Average RPI Loss:	28	RECORD	PCT. RANK	GAMES	SCHEDULE	OF SCHEDULE	RPI	RPI	RPI	RPI
DIV. I ONLY	21- 7	45	1- 0	35	14	22	22	1	1	
DIV. I NON-CONF.	12- 1	11	1- 0	139	89	29	29	1	1	
TOTALS	RPI 1-25	RPI 26-50	W-L RECORDS	RPI 51-100	RPI 101-150	RPI 150+				
21- 7	3- 4	1- 0	OVERALL	3- 3	9- 0	5- 0				
12- 4	2- 2	0- 0	HOME	2- 2	5- 0	3- 0				
7- 3	0- 2	1- 0	AWAY	1- 1	4- 0	1- 0				
2- 0	1- 0	0- 0	NEUTRAL	0- 0	0- 0	1- 0				
12- 1	1- 0	0- 0	NON-CONFERENCE	1- 1	5- 0	5- 0				
7- 1	0- 0	0- 0	HOME	1- 1	3- 0	3- 0				
3- 0	0- 0	0- 0	AWAY	0- 0	2- 0	1- 0				
2- 0	1- 0	0- 0	NEUTRAL	0- 0	0- 0	1- 0				
9- 6	2- 4	1- 0	CONFERENCE	2- 2	4- 0	0- 0				
5- 3	2- 2	0- 0	HOME	1- 1	2- 0	0- 0				
4- 3	0- 2	1- 0	AWAY	1- 1	2- 0	0- 0				
0- 0	0- 0	0- 0	NEUTRAL	0- 0	0- 0	0- 0				

RPI	S	Opponent	Score
1	A	Notre Dame	70 97
3	H	Louisville	49 68
7	H	NC State	75 70
8	N	Iowa	71 67
10	H	Syracuse	88 94
17	A	Miami (FL)	54 64
17	H	Miami (FL)	62 58

RPI	S	Opponent	Score
33	A	North Carolina	64 63

RPI	S	Opponent	Score
53	A	Clemson	68 73
53	H	Clemson	45 57
58	A	Virginia Tech	56 54
61	H	LSU	45 58
80	H	Duke	66 62
92	H	Troy	103 67

RPI	S	Opponent	Score
101	A	Virginia	63 61
104	A	St. John's (NY)	57 53
105	H	Creighton	71 52
117	A	Boston College	91 71
124	H	Pittsburgh	78 46
127	H	Penn St.	87 58
132	H	Georgia St.	79 43
142	H	Wake Forest	85 61
143	A	Mercer	57 56
194	A	Milwaukee	87 62
222	H	Florida	63 56
229	H	Jacksonville	79 46
253	H	North Florida	74 53
332	N	Eastern Ky.	62 45

LAST 12 Division I GAMES:

8	N	Iowa	71	67	7	H	NC State	75	70
10	H	Syracuse	88	94	142	H	Wake Forest	85	61
17	A	Miami (FL)	54	64	17	H	Miami (FL)	62	58
124	H	Pittsburgh	78	46	58	A	Virginia Tech	56	54
53	A	Clemson	68	73	3	H	Louisville	49	68
1	A	Notre Dame	70	97	80	H	Duke	66	62

Non-Div I Games:

Florida St.

Average RPI Win: 200	WON-LOST	WINNING	LAST 10	STRENGTH OF	OPP. STRENGTH	TEAM	ADJ.	CONF.	ADJ CONF.
Average RPI Loss: 109	RECORD	PCT. RANK	GAMES	SCHEDULE	OF SCHEDULE	RPI	RPI	RPI	RPI
DIV. I ONLY	21- 8	57	1- 0	225	101	111	111	17	17
DIV. I NON-CONF.	9- 5	104	1- 0	249	23	141	141	16	16
TOTALS	RPI 1-25	RPI 26-50	W-L RECORDS	RPI 51-100	RPI 101-150	RPI 150+			
21- 8	0- 0	0- 1	OVERALL	2- 1	3- 5	16- 1			
12- 3	0- 0	0- 0	HOME	2- 0	3- 2	7- 1			
7- 4	0- 0	0- 0	AWAY	0- 1	0- 3	7- 0			
2- 1	0- 0	0- 1	NEUTRAL	0- 0	0- 0	2- 0			
9- 5	0- 0	0- 1	NON-CONFERENCE	2- 1	1- 3	6- 0			
6- 1	0- 0	0- 0	HOME	2- 0	1- 1	3- 0			
1- 3	0- 0	0- 0	AWAY	0- 1	0- 2	1- 0			
2- 1	0- 0	0- 1	NEUTRAL	0- 0	0- 0	2- 0			
12- 3	0- 0	0- 0	CONFERENCE	0- 0	2- 2	10- 1			
6- 2	0- 0	0- 0	HOME	0- 0	2- 1	4- 1			
6- 1	0- 0	0- 0	AWAY	0- 0	0- 1	6- 0			
0- 0	0- 0	0- 0	NEUTRAL	0- 0	0- 0	0- 0			

RPI S	Opponent	Score	RPI S	Opponent	Score	RPI S	Opponent	Score	RPI S	Opponent	Score	Team's RPI: 111
28 N	Texas	54 72	57 H	Maine	72 64	107 H	VCU	44 47				
			59 H	Middle Tenn.	61 49	115 A	Northeastern	54 58				
			93 A	Georgetown	38 58	120 H	Charlotte	71 64				
						122 A	Dayton	50 72				
						122 H	Dayton	57 48				
						124 A	Pittsburgh	62 65				
						127 H	Penn St.	55 72				
						135 H	Duquesne	57 46				
						155 N	Washington	65 57				
						158 A	Davidson	58 42				
						158 H	Davidson	56 60				
						178 A	Saint Louis	56 53				
						178 H	Saint Louis	54 51				
						195 A	George Washington	50 38				
						196 H	George Mason	64 53				
						208 N	Ball St.	78 70				
						227 H	Massachusetts	76 64				
						233 H	Columbia	68 49				
						252 A	Rhode Island	56 38				
						259 A	St. Bonaventure	53 44				
						276 H	Richmond	60 48				
						277 H	Manhattan	65 61				
						288 A	La Salle	65 54				
						310 H	Wagner	80 59				
						324 A	Iona	57 40				
LAST 12 Division I GAMES:												
59 H	Middle Tenn.	61 49	158 A	Davidson	58 42							
28 N	Texas	54 72	196 H	George Mason	64 53							
155 N	Washington	65 57	178 H	Saint Louis	54 51							
122 H	Dayton	57 48	135 H	Duquesne	57 46							
227 H	Massachusetts	76 64	288 A	La Salle	65 54							
259 A	St. Bonaventure	53 44	158 H	Davidson	56 60							

Non-Div I Games:

Fordham

■ Loss,
 ■ Non-Conf,
 S Site,
 ■ Home
 ■ Away
 N Neutral

Average RPI Win:	201	WON-LOST	WINNING	LAST 10	STRENGTH OF	OPP. STRENGTH	TEAM	ADJ.	CONF.	ADJ CONF.
Average RPI Loss:	88	RECORD	PCT. RANK	GAMES	SCHEDULE	OF SCHEDULE	RPI	RPI	RPI	RPI
DIV. I ONLY	16- 9	97	1- 0	123	115	91	91	15	15	
DIV. I NON-CONF.	5- 4	139	0- 0	164	53	110	110	13	13	
TOTALS	RPI 1-25	RPI 26-50	W-L RECORDS	RPI 51-100	RPI 101-150	RPI 150+				
16- 9	0- 1	0- 2	OVERALL	3- 4	0- 0	13- 2				
9- 3	0- 0	0- 0	HOME	2- 2	0- 0	7- 1				
7- 6	0- 1	0- 2	AWAY	1- 2	0- 0	6- 1				
0- 0	0- 0	0- 0	NEUTRAL	0- 0	0- 0	0- 0				
5- 4	0- 1	0- 2	NON-CONFERENCE	1- 0	0- 0	4- 1				
4- 0	0- 0	0- 0	HOME	1- 0	0- 0	3- 0				
1- 4	0- 1	0- 2	AWAY	0- 0	0- 0	1- 1				
0- 0	0- 0	0- 0	NEUTRAL	0- 0	0- 0	0- 0				
11- 5	0- 0	0- 0	CONFERENCE	2- 4	0- 0	9- 1				
5- 3	0- 0	0- 0	HOME	1- 2	0- 0	4- 1				
6- 2	0- 0	0- 0	AWAY	1- 2	0- 0	5- 0				
0- 0	0- 0	0- 0	NEUTRAL	0- 0	0- 0	0- 0				

RPI 1-25			RPI 26-50			RPI 51-100			Team's RPI: 91	RPI 101+		
RPI	S	Opponent	Score	RPI	S	Opponent	Score	RPI	S	Opponent	Score	
19	A	Arizona St.	52 68	31	A	UCLA	80 89	52	A	New Mexico	73 82	165 H Santa Clara 80 53
				42	A	Southern California	61 62	52	H	New Mexico	77 70	181 A Eastern Wash. 68 58
								54	A	Wyoming	66 64	184 A Utah St. 64 53
								54	H	Wyoming	56 63	184 H Utah St. 70 59
								56	A	Boise St.	76 83	194 H Milwaukee 65 48
								56	H	Boise St.	60 72	200 H UNLV 73 55
								85	H	UT Arlington	70 61	225 A Nevada 79 63
												225 H Nevada 41 57
												241 A San Diego St. 87 81
												254 A Northern Ariz. 73 86
												271 A Colorado St. 66 55
												271 H Colorado St. 57 54
												294 A Air Force 77 70
												303 H San Jose St. 77 48
												317 H Cal Poly 76 58
LAST 12 Division I GAMES:												
54	A	Wyoming	66 64	184	A	Utah St.	64 53					
225	H	Nevada	41 57	52	A	New Mexico	73 82					
294	A	Air Force	77 70	54	H	Wyoming	56 63					
52	H	New Mexico	77 70	271	H	Colorado St.	57 54					
56	A	Boise St.	76 83	241	A	San Diego St.	87 81					
200	H	UNLV	73 55	56	H	Boise St.	60 72					

Non-Div I Games: Stanislaus St. 86 51 Fresno Pacific 90 51

Fresno St.

Loss, Non-Conf, S Site, H Home A Away N Neutral

Average RPI Win:	283	WON-LOST	WINNING	LAST 10	STRENGTH OF	OPP. STRENGTH	TEAM	ADJ.	CONF.	ADJ CONF.
Average RPI Loss:	153	RECORD	PCT. RANK	GAMES	SCHEDULE	OF SCHEDULE	RPI	RPI	RPI	RPI
DIV. I ONLY	15- 11	134	0- 1	320	248	210	210	27	27	
DIV. I NON-CONF.	7- 6	153	0- 0	269	240	207	207	24	24	
TOTALS	RPI 1-25	RPI 26-50	W-L RECORDS	RPI 51-100	RPI 101-150	RPI 150+				
15- 11	0- 2	0- 0	OVERALL	0- 2	0- 2	15- 5				
11- 2	0- 0	0- 0	HOME	0- 1	0- 1	11- 0				
3- 8	0- 2	0- 0	AWAY	0- 1	0- 1	3- 4				
1- 1	0- 0	0- 0	NEUTRAL	0- 0	0- 0	1- 1				
7- 6	0- 2	0- 0	NON-CONFERENCE	0- 2	0- 0	7- 2				
5- 1	0- 0	0- 0	HOME	0- 1	0- 0	5- 0				
1- 4	0- 2	0- 0	AWAY	0- 1	0- 0	1- 1				
1- 1	0- 0	0- 0	NEUTRAL	0- 0	0- 0	1- 1				
8- 5	0- 0	0- 0	CONFERENCE	0- 0	0- 2	8- 3				
6- 1	0- 0	0- 0	HOME	0- 0	0- 1	6- 0				
2- 4	0- 0	0- 0	AWAY	0- 0	0- 1	2- 3				
0- 0	0- 0	0- 0	NEUTRAL	0- 0	0- 0	0- 0				

RPI	S	Opponent	Score	RPI	S	Opponent	Score	RPI	S	Opponent	Score	RPI	S	Opponent	Score	Team's RPI: 210
9	A	Mississippi St.	41 106					59	H	Middle Tenn.	71 78	143	A	Mercer	62 66	
15	A	South Carolina	53 66					98	A	Georgia	38 61	143	H	Mercer	60 75	
												170	A	Chattanooga	53 73	
												170	H	Chattanooga	61 54	
												190	H	UNC Asheville	58 47	
												231	N	Western Ill.	78 85	
												248	A	ETSU	70 75	
												248	H	ETSU	57 55	
												251	H	Gardner-Webb	70 57	
												274	A	Wofford	75 84	
												274	H	Wofford	63 50	
												281	H	Samford	57 36	
												289	A	Col. of Charleston	70 67	
												293	N	Fairfield	77 70	
												297	A	Kennesaw St.	63 74	
												298	A	UNC Greensboro	59 49	
												298	H	UNC Greensboro	64 61	
												305	H	Fla. Atlantic	73 57	
												329	H	Presbyterian	76 68	
												340	A	Western Caro.	53 28	
												340	H	Western Caro.	65 55	
												341	H	USC Upstate	78 67	
LAST 12 Division I GAMES:																
143	A	Mercer	62 66	143	H	Mercer	60 75									
274	A	Wofford	75 84	281	H	Samford	57 36									
248	H	ETSU	57 55	274	H	Wofford	63 50									
170	H	Chattanooga	61 54	170	A	Chattanooga	53 73									
298	A	UNC Greensboro	59 49	248	A	ETSU	70 75									
340	A	Western Caro.	53 28	340	H	Western Caro.	65 55									

Non-Div I Games: Coker 71 42 North Greenville 74 78

Furman

Ga. Southern

Through Games Of Feb. 28, 2019

Average RPI Win:	267	WON-LOST	WINNING	LAST 10	STRENGTH OF	OPP. STRENGTH	TEAM	ADJ.	CONF.	ADJ CONF.
Average RPI Loss:	157	RECORD	PCT. RANK	GAMES	SCHEDULE	OF SCHEDULE	RPI	RPI	RPI	RPI
DIV. I ONLY	6- 20	304	0- 1	141	290	284	284	12	12	
DIV. I NON-CONF.	4- 6	212	0- 0	189	349	224	224	14	14	
TOTALS	RPI 1-25	RPI 26-50	W-L RECORDS	RPI 51-100	RPI 101-150	RPI 150+				
6- 20	0- 0	0- 0	OVERALL	0- 9	0- 3	6- 8				
3- 10	0- 0	0- 0	HOME	0- 3	0- 3	3- 4				
3- 10	0- 0	0- 0	AWAY	0- 6	0- 0	3- 4				
0- 0	0- 0	0- 0	NEUTRAL	0- 0	0- 0	0- 0				
4- 6	0- 0	0- 0	NON-CONFERENCE	0- 2	0- 1	4- 3				
2- 2	0- 0	0- 0	HOME	0- 0	0- 1	2- 1				
2- 4	0- 0	0- 0	AWAY	0- 2	0- 0	2- 2				
0- 0	0- 0	0- 0	NEUTRAL	0- 0	0- 0	0- 0				
2- 14	0- 0	0- 0	CONFERENCE	0- 7	0- 2	2- 5				
1- 8	0- 0	0- 0	HOME	0- 3	0- 2	1- 3				
1- 6	0- 0	0- 0	AWAY	0- 4	0- 0	1- 2				
0- 0	0- 0	0- 0	NEUTRAL	0- 0	0- 0	0- 0				

RPI 1-25				RPI 26-50				RPI 51-100				RPI 101+				Team's RPI: 284	
RPI	S	Opponent	Score	RPI	S	Opponent	Score	RPI	S	Opponent	Score	RPI	S	Opponent	Score		
								58	A	Virginia Tech	49	78	132	H	Georgia St.	66	83
								75	A	Little Rock	51	80	143	H	Mercer	72	79
								85	A	UT Arlington	48	81	149	H	Appalachian St.	52	70
								85	H	UT Arlington	53	74	151	A	Stony Brook	43	72
								92	A	Troy	78	100	162	H	Coastal Caro.	73	76
								92	H	Troy	81	97	166	A	Texas St.	65	55
								96	A	South Alabama	60	73	166	H	Texas St.	52	64
								96	H	South Alabama	53	69	204	H	Bethune-Cookman	77	76
								98	A	Georgia	38	81	261	A	Louisiana	48	59
													261	H	Louisiana	79	71
													274	H	Wofford	65	81
													292	H	Winthrop	64	55
													297	A	Kennesaw St.	59	78
													316	A	La.-Monroe	57	58
													316	H	La.-Monroe	62	80
													329	A	Presbyterian	69	68
													349	A	Savannah St.	82	71
LAST 12 Division I GAMES:																	
				75	A	Little Rock	51	80	261	H	Louisiana	79	71				
				149	H	Appalachian St.	52	70	132	H	Georgia St.	66	83				
				162	H	Coastal Caro.	73	76	166	A	Texas St.	65	55				
				92	A	Troy	78	100	85	A	UT Arlington	48	81				
				96	A	South Alabama	60	73	96	H	South Alabama	53	69				
				316	H	La.-Monroe	62	80	92	H	Troy	81	97				

Non-Div I Games: Coastal Ga. 68 46

Ga. Southern

■ Loss,
 ■ Non-Conf,
 ■ S Site,
 ■ Home
 ■ A Away
 N Neutral

Average RPI Win:	265	WON-LOST	WINNING	LAST 10	STRENGTH OF	OPP. STRENGTH	TEAM	ADJ.	CONF.	ADJ CONF.
Average RPI Loss:	196	RECORD	PCT. RANK	GAMES	SCHEDULE	OF SCHEDULE	RPI	RPI	RPI	RPI
DIV. I ONLY	11- 14	211	0- 1	274	318	251	251	28	28	
DIV. I NON-CONF.	3- 6	241	0- 0	216	304	241	241	29	29	
TOTALS	RPI 1-25	RPI 26-50	W-L RECORDS	RPI 51-100	RPI 101-150	RPI 150+				
11- 14	0- 0	0- 0	OVERALL	0- 2	0- 4	11- 8				
6- 5	0- 0	0- 0	HOME	0- 0	0- 2	6- 3				
5- 9	0- 0	0- 0	AWAY	0- 2	0- 2	5- 5				
0- 0	0- 0	0- 0	NEUTRAL	0- 0	0- 0	0- 0				
3- 6	0- 0	0- 0	NON-CONFERENCE	0- 1	0- 2	3- 3				
1- 2	0- 0	0- 0	HOME	0- 0	0- 1	1- 1				
2- 4	0- 0	0- 0	AWAY	0- 1	0- 1	2- 2				
0- 0	0- 0	0- 0	NEUTRAL	0- 0	0- 0	0- 0				
8- 8	0- 0	0- 0	CONFERENCE	0- 1	0- 2	8- 5				
5- 3	0- 0	0- 0	HOME	0- 0	0- 1	5- 2				
3- 5	0- 0	0- 0	AWAY	0- 1	0- 1	3- 3				
0- 0	0- 0	0- 0	NEUTRAL	0- 0	0- 0	0- 0				

RPI 1-25			RPI 26-50			RPI 51-100				RPI 101+			Team's RPI: 251		
RPI	S	Opponent	Score	RPI	S	Opponent	Score	RPI	S	Opponent	Score	RPI	S	Opponent	Score
								64	A	Drexel	48 65	126	A	High Point	70 78
								82	A	Radford	69 79	126	H	High Point	61 78
												131	H	Morehead St.	69 84
												148	A	Delaware	45 69
												158	H	Davidson	54 49
												190	H	UNC Asheville	69 59
												202	A	Hampton	80 82
												202	H	Hampton	68 46
												210	A	Furman	57 70
												215	A	Campbell	52 38
												215	H	Campbell	63 69
												222	A	Florida	60 58
												237	H	Mt. St. Mary's	62 69
												274	A	Wofford	53 59
												292	A	Winthrop	65 52
												292	H	Winthrop	62 64
												295	A	Charleston So.	58 66
												295	H	Charleston So.	75 65
												329	A	Presbyterian	66 58
												336	A	Longwood	79 85
												336	H	Longwood	80 78
												340	A	Western Caro.	62 52
												341	H	USC Upstate	92 72
LAST 12 Division I GAMES:															
				295	A	Charleston So.	58 66					82	A	Radford	69 79
				126	A	High Point	70 78					336	A	Longwood	79 85
				202	H	Hampton	68 46					295	H	Charleston So.	75 65
				215	H	Campbell	63 69					202	A	Hampton	80 82
				292	A	Winthrop	65 52					341	H	USC Upstate	92 72
				336	H	Longwood	80 78					292	H	Winthrop	62 64

Non-Div I Games: Converse 79 51 Pfeiffer 82 46 Warren Wilson 100 37

Gardner-Webb

Loss, Non-Conf, S Site, H Home A Away N Neutral

George Mason

Through Games Of Feb. 28, 2019

Average RPI Win:	239	WON-LOST	WINNING	LAST 10	STRENGTH OF	OPP. STRENGTH	TEAM	ADJ.	CONF.	ADJ CONF.
Average RPI Loss:	159	RECORD	PCT. RANK	GAMES	SCHEDULE	OF SCHEDULE	RPI	RPI	RPI	RPI
DIV. I ONLY	16- 12	137	1- 0	313	156	196	196	17	17	
DIV. I NON-CONF.	8- 5	119	0- 0	309	188	190	190	16	16	
TOTALS	RPI 1-25	RPI 26-50	W-L RECORDS	RPI 51-100	RPI 101-150	RPI 150+				
16- 12	0- 0	0- 0	OVERALL	0- 1	2- 5	14- 6				
10- 4	0- 0	0- 0	HOME	0- 0	2- 3	8- 1				
6- 8	0- 0	0- 0	AWAY	0- 1	0- 2	6- 5				
0- 0	0- 0	0- 0	NEUTRAL	0- 0	0- 0	0- 0				
8- 5	0- 0	0- 0	NON-CONFERENCE	0- 1	1- 2	7- 2				
5- 1	0- 0	0- 0	HOME	0- 0	1- 1	4- 0				
3- 4	0- 0	0- 0	AWAY	0- 1	0- 1	3- 2				
0- 0	0- 0	0- 0	NEUTRAL	0- 0	0- 0	0- 0				
8- 7	0- 0	0- 0	CONFERENCE	0- 0	1- 3	7- 4				
5- 3	0- 0	0- 0	HOME	0- 0	1- 2	4- 1				
3- 4	0- 0	0- 0	AWAY	0- 0	0- 1	3- 3				
0- 0	0- 0	0- 0	NEUTRAL	0- 0	0- 0	0- 0				

RPI S	Opponent	Score	RPI S	Opponent	Score	RPI S	Opponent	Score	RPI S	Opponent	Score	Team's RPI: 196
						71	A American	71 86	102	H Houston	56 66	
									107	H VCU	38 62	
									111	A Fordham	53 64	
									122	H Dayton	54 51	
									135	H Duquesne	57 60	
									147	A Kansas	56 77	
									148	H Delaware	72 46	
									155	A Washington	52 81	
									158	A Davidson	59 67	
									178	A Saint Louis	53 60	
									192	H UMES	70 49	
									195	A George Washington	64 60	
									195	H George Washington	61 46	
									220	A Howard	59 73	
									226	A UMKC	91 84	
									227	A Massachusetts	70 52	
									238	H Saint Joseph's	68 59	
									246	H Colgate	64 61	
									252	H Rhode Island	75 69	
									259	A St. Bonaventure	55 64	
									259	H St. Bonaventure	57 68	
									276	A Richmond	67 52	
									288	H La Salle	59 42	
									289	H Col. of Charleston	66 52	
									294	A Air Force	78 71	
									296	H Loyola Maryland	70 38	
LAST 12 Division I GAMES:												
238	H	Saint Joseph's	68	59	195	H	George Washington	61	46			
122	H	Dayton	54	51	259	A	St. Bonaventure	55	64			
276	A	Richmond	67	52	178	A	Saint Louis	53	60			
107	H	VCU	38	62	252	H	Rhode Island	75	69			
288	H	La Salle	59	42	195	A	George Washington	64	60			
111	A	Fordham	53	64	227	A	Massachusetts	70	52			

Non-Div I Games:

George Mason

■ Loss,
 ■ Non-Conf,
 ■ S Site,
 ■ H Home
 ■ A Away
 N Neutral

RPI	S	Opponent	Score
332	A	Eastern Ky.	91 75

G
e
o
r
g
e
M
a
s
o
n

G
e
o
r
g
e
M
a
s
o
n

George Mason

Average RPI Win:	177	WON-LOST	WINNING	LAST 10	STRENGTH OF	OPP. STRENGTH	TEAM	ADJ.	CONF.	ADJ CONF.
Average RPI Loss:	138	RECORD	PCT. RANK	GAMES	SCHEDULE	OF SCHEDULE	RPI	RPI	RPI	RPI
DIV. I ONLY	10- 18	257	0- 1	85	152	195	195	17	17	
DIV. I NON-CONF.	3- 10	278	0- 0	38	97	217	217	16	16	
TOTALS	RPI 1-25	RPI 26-50	W-L RECORDS	RPI 51-100	RPI 101-150	RPI 150+				
10- 18	0- 2	0- 3	OVERALL	1- 0	4- 5	5- 8				
6- 9	0- 1	0- 1	HOME	1- 0	3- 3	2- 4				
4- 7	0- 0	0- 1	AWAY	0- 0	1- 2	3- 4				
0- 2	0- 1	0- 1	NEUTRAL	0- 0	0- 0	0- 0				
3- 10	0- 2	0- 3	NON-CONFERENCE	1- 0	1- 2	1- 3				
3- 4	0- 1	0- 1	HOME	1- 0	1- 1	1- 1				
0- 4	0- 0	0- 1	AWAY	0- 0	0- 1	0- 2				
0- 2	0- 1	0- 1	NEUTRAL	0- 0	0- 0	0- 0				
7- 8	0- 0	0- 0	CONFERENCE	0- 0	3- 3	4- 5				
3- 5	0- 0	0- 0	HOME	0- 0	2- 2	1- 3				
4- 3	0- 0	0- 0	AWAY	0- 0	1- 1	3- 2				
0- 0	0- 0	0- 0	NEUTRAL	0- 0	0- 0	0- 0				

RPI 1-25				RPI 26-50				RPI 51-100				RPI 101+ Team's RPI: 195			
RPI	S	Opponent	Score	RPI	S	Opponent	Score	RPI	S	Opponent	Score	RPI	S	Opponent	Score
7	N	NC State	61 69	37	A	James Madison	37 50	66	H	Princeton	64 49	107	H	VCU	57 48
14	H	Maryland	30 69	43	N	Georgia Tech	55 70					110	H	Towson	76 63
				47	H	Villanova	45 60					111	H	Fordham	38 50
												122	A	Dayton	53 62
												122	H	Dayton	46 45
												125	A	South Fla.	30 63
												135	A	Duquesne	55 54
												135	H	Duquesne	53 64
												143	H	Mercer	53 61
												158	H	Davidson	42 62
												171	A	William & Mary	59 73
												178	A	Saint Louis	44 60
												196	A	George Mason	46 61
												196	H	George Mason	60 64
												206	H	Memphis	51 38
												227	A	Massachusetts	66 59
												234	H	Monmouth	51 55
												238	H	Saint Joseph's	38 41
												252	A	Rhode Island	64 59
												259	H	St. Bonaventure	57 44
												288	A	La Salle	67 59
												324	A	Iona	43 52
LAST 12 Division I GAMES:															
135	H	Duquesne	53 64	178	A	Saint Louis	44 60								
259	H	St. Bonaventure	57 44	158	H	Davidson	42 62								
227	A	Massachusetts	66 59	135	A	Duquesne	55 54								
122	A	Dayton	53 62	107	H	VCU	57 48								
238	H	Saint Joseph's	38 41	196	H	George Mason	60 64								
196	A	George Mason	46 61	288	A	La Salle	67 59								

Non-Div I Games:

George Washington

■ Loss,
 ■ Non-Conf,
 ■ S Site,
 ■ H Home
 ■ A Away
 N Neutral

Average RPI Win: 153		WON-LOST	WINNING	LAST 10	STRENGTH OF	OPP. STRENGTH	TEAM	ADJ.	CONF.	ADJ CONF.
Average RPI Loss: 50	RECORD	PCT. RANK	GAMES	SCHEDULE	OF SCHEDULE	RPI	RPI	RPI	RPI	
DIV. I ONLY	13- 14	183	1- 0	21	56	93	93	6	6	
DIV. I NON-CONF.	6- 5	143	0- 0	27	70	79	79	4	4	
TOTALS	RPI 1-25	RPI 26-50	W-L RECORDS	RPI 51-100	RPI 101-150	RPI 150+				
13- 14	0- 6	1- 4	OVERALL	0- 0	7- 4	5- 0				
10- 5	0- 3	1- 1	HOME	0- 0	6- 1	3- 0				
3- 7	0- 2	0- 2	AWAY	0- 0	1- 3	2- 0				
0- 2	0- 1	0- 1	NEUTRAL	0- 0	0- 0	0- 0				
6- 5	0- 2	0- 2	NON-CONFERENCE	0- 0	2- 1	4- 0				
4- 2	0- 1	0- 0	HOME	0- 0	2- 1	2- 0				
2- 1	0- 0	0- 1	AWAY	0- 0	0- 0	2- 0				
0- 2	0- 1	0- 1	NEUTRAL	0- 0	0- 0	0- 0				
7- 9	0- 4	1- 2	CONFERENCE	0- 0	5- 3	1- 0				
6- 3	0- 2	1- 1	HOME	0- 0	4- 0	1- 0				
1- 6	0- 2	0- 1	AWAY	0- 0	1- 3	0- 0				
0- 0	0- 0	0- 0	NEUTRAL	0- 0	0- 0	0- 0				

RPI S	Opponent	Score	RPI S	Opponent	Score	RPI S	Opponent	Score	RPI S	Opponent	Score
2	N Baylor	46 67	36	N Buffalo	64 73				104	A St. John's (NY)	51 59
7	H NC State	65 76	37	A James Madison	57 69				104	H St. John's (NY)	82 80
11	A Marquette	52 59	47	A Villanova	43 91				105	A Creighton	38 65
11	H Marquette	62 72	47	H Villanova	68 63				105	H Creighton	62 53
25	A DePaul	71 76	49	H Butler	50 59				107	H VCU	45 47
25	H DePaul	64 69							111	H Fordham	58 38
									114	A Providence	68 52
									114	H Providence	61 56
									124	H Pittsburgh	70 41
									139	A Seton Hall	63 76
									139	H Seton Hall	51 43
									177	A Rider	79 49
									188	H Xavier	68 61
									192	H UMES	74 55
									276	A Richmond	73 53
									296	H Loyola Maryland	45 30
LAST 12 Division I GAMES:											
104	H St. John's (NY)	82 80	105	H Creighton	62 53						
139	H Seton Hall	51 43	139	A Seton Hall	63 76						
47	A Villanova	43 91	104	A St. John's (NY)	51 59						
25	A DePaul	71 76	47	H Villanova	68 63						
11	A Marquette	52 59	11	H Marquette	62 72						
114	H Providence	61 56	25	H DePaul	64 69						

Non-Div I Games:

Georgetown

Average RPI Win:	209	WON-LOST	WINNING	LAST 10	STRENGTH OF	OPP. STRENGTH	TEAM	ADJ.	CONF.	ADJ CONF.
Average RPI Loss:	41	RECORD	PCT. RANK	GAMES	SCHEDULE	OF SCHEDULE	RPI	RPI	RPI	RPI
DIV. I ONLY	18- 10	93	1- 0	144	74	98	98	5	5	
DIV. I NON-CONF.	9- 4	85	0- 0	257	214	142	142	5	5	
TOTALS	RPI 1-25	RPI 26-50	W-L RECORDS	RPI 51-100	RPI 101-150	RPI 150+				
18- 10	0- 4	0- 5	OVERALL	4- 0	1- 0	13- 1				
13- 2	0- 1	0- 0	HOME	3- 0	1- 0	9- 1				
4- 7	0- 2	0- 5	AWAY	1- 0	0- 0	3- 0				
1- 1	0- 1	0- 0	NEUTRAL	0- 0	0- 0	1- 0				
9- 4	0- 1	0- 3	NON-CONFERENCE	0- 0	1- 0	8- 0				
8- 0	0- 0	0- 0	HOME	0- 0	1- 0	7- 0				
0- 3	0- 0	0- 3	AWAY	0- 0	0- 0	0- 0				
1- 1	0- 1	0- 0	NEUTRAL	0- 0	0- 0	1- 0				
9- 6	0- 3	0- 2	CONFERENCE	4- 0	0- 0	5- 1				
5- 2	0- 1	0- 0	HOME	3- 0	0- 0	2- 1				
4- 4	0- 2	0- 2	AWAY	1- 0	0- 0	3- 0				
0- 0	0- 0	0- 0	NEUTRAL	0- 0	0- 0	0- 0				

RPI 1-25				RPI 26-50				RPI 51-100				Team's RPI: 98	RPI 101+			
RPI	S	Opponent	Score	RPI	S	Opponent	Score	RPI	S	Opponent	Score		RPI	S	Opponent	Score
9	A	Mississippi St.	71 80	27	A	Missouri	35 61	61	H	LSU	63 50		143	H	Mercer	67 60
14	N	Maryland	51 58	31	A	UCLA	69 80	65	H	Tennessee	66 62		153	A	Alabama	76 67
15	A	South Carolina	57 65	43	A	Georgia Tech	53 63	99	A	Arkansas	80 72		153	H	Alabama	53 58
16	H	Texas A&M	66 76	47	A	Villanova	56 62	99	H	Arkansas	93 83		179	A	Vanderbilt	71 64
				50	A	Auburn	58 59						210	H	Furman	61 38
													211	H	Ole Miss	78 56
													222	A	Florida	69 57
													222	H	Florida	93 58
													259	H	St. Bonaventure	67 40
													284	H	Ga. Southern	81 38
													292	H	Winthrop	85 39
													295	H	Charleston So.	83 75
													308	N	Morgan St.	60 33
													325	H	Lipscomb	77 45
													329	H	Presbyterian	83 59
LAST 12 Division I GAMES:																
222	A	Florida	69 57	50	A	Auburn	58 59									
153	A	Alabama	76 67	99	A	Arkansas	80 72									
99	H	Arkansas	93 83	153	H	Alabama	53 58									
211	H	Ole Miss	78 56	16	H	Texas A&M	66 76									
15	A	South Carolina	57 65	27	A	Missouri	35 61									
222	H	Florida	93 58	65	H	Tennessee	66 62									

Non-Div I Games:

Georgia

■ Loss,
 ■ Non-Conf,
 ■ S Site,
 ■ H Home
 ■ A Away
 N Neutral

Average RPI Win:	231	WON-LOST	WINNING	LAST 10	STRENGTH OF	OPP. STRENGTH	TEAM	ADJ.	CONF.	ADJ CONF.
Average RPI Loss:	113	RECORD	PCT. RANK	GAMES	SCHEDULE	OF SCHEDULE	RPI	RPI	RPI	RPI
DIV. I ONLY	16- 11	123	1- 0	155	207	132	132	12	12	
DIV. I NON-CONF.	6- 5	143	0- 0	211	246	162	162	14	14	
TOTALS	RPI 1-25	RPI 26-50	W-L RECORDS	RPI 51-100	RPI 101-150	RPI 150+				
16- 11	0- 1	0- 2	OVERALL	3- 4	1- 0	12- 4				
9- 4	0- 0	0- 1	HOME	2- 1	1- 0	6- 2				
7- 7	0- 1	0- 1	AWAY	1- 3	0- 0	6- 2				
0- 0	0- 0	0- 0	NEUTRAL	0- 0	0- 0	0- 0				
6- 5	0- 1	0- 2	NON-CONFERENCE	0- 1	0- 0	6- 1				
4- 1	0- 0	0- 1	HOME	0- 0	0- 0	4- 0				
2- 4	0- 1	0- 1	AWAY	0- 1	0- 0	2- 1				
0- 0	0- 0	0- 0	NEUTRAL	0- 0	0- 0	0- 0				
10- 6	0- 0	0- 0	CONFERENCE	3- 3	1- 0	6- 3				
5- 3	0- 0	0- 0	HOME	2- 1	1- 0	2- 2				
5- 3	0- 0	0- 0	AWAY	1- 2	0- 0	4- 1				
0- 0	0- 0	0- 0	NEUTRAL	0- 0	0- 0	0- 0				

RPI 1-25				RPI 26-50				RPI 51-100				RPI 101+ Team's RPI: 132			
RPI	S	Opponent	Score	RPI	S	Opponent	Score	RPI	S	Opponent	Score	RPI	S	Opponent	Score
22	A	Florida St.	43 79	32	A	Rice	49 66	59	A	Middle Tenn.	54 69	149	H	Appalachian St.	85 75
				43	H	Georgia Tech	71 78	85	A	UT Arlington	45 69	162	H	Coastal Caro.	62 67
								85	H	UT Arlington	50 48	166	A	Texas St.	57 34
								92	A	Troy	85 70	166	H	Texas St.	60 69
								92	H	Troy	84 80	180	A	Arkansas St.	64 62
								96	A	South Alabama	59 62	204	H	Bethune-Cookman	62 57
								96	H	South Alabama	59 68	216	A	Jacksonville St.	56 61
												261	A	Louisiana	54 57
												261	H	Louisiana	74 71
												284	A	Ga. Southern	83 66
												297	H	Kennesaw St.	79 73
												298	H	UNC Greensboro	70 63
												305	A	Fla. Atlantic	75 59
												315	A	FIU	67 61
												316	A	La.-Monroe	56 41
												316	H	La.-Monroe	68 46
												338	H	N.C. Central	65 54
LAST 12 Division I GAMES:															
180	A	Arkansas St.	64 62	316	H	La.-Monroe	68 46								
162	H	Coastal Caro.	62 67	284	A	Ga. Southern	83 66								
149	H	Appalachian St.	85 75	85	A	UT Arlington	45 69								
96	A	South Alabama	59 62	166	A	Texas St.	57 34								
92	A	Troy	85 70	92	H	Troy	84 80								
261	H	Louisiana	74 71	96	H	South Alabama	59 68								

Non-Div I Games:

Georgia St.

■ Loss,
 ■ Non-Conf,
 ■ S Site,
 ■ H Home
 ■ A Away
 N Neutral

Average RPI Win:	152	WON-LOST	WINNING	LAST 10	STRENGTH OF	OPP. STRENGTH	TEAM	ADJ.	CONF.	ADJ CONF.
Average RPI Loss:	41	RECORD	PCT. RANK	GAMES	SCHEDULE	OF SCHEDULE	RPI	RPI	RPI	RPI
DIV. I ONLY	17- 11	113	0- 1	40	20	43	43	1	1	
DIV. I NON-CONF.	10- 3	59	0- 0	156	174	64	64	1	1	
TOTALS	RPI 1-25	RPI 26-50	W-L RECORDS	RPI 51-100	RPI 101-150	RPI 150+				
17- 11	1- 6	0- 1	OVERALL	4- 1	7- 3	5- 0				
11- 2	1- 2	0- 0	HOME	4- 0	2- 0	4- 0				
3- 8	0- 4	0- 1	AWAY	0- 1	3- 2	0- 0				
3- 1	0- 0	0- 0	NEUTRAL	0- 0	2- 1	1- 0				
10- 3	0- 1	0- 0	NON-CONFERENCE	1- 0	4- 2	5- 0				
6- 0	0- 0	0- 0	HOME	1- 0	1- 0	4- 0				
1- 2	0- 1	0- 0	AWAY	0- 0	1- 1	0- 0				
3- 1	0- 0	0- 0	NEUTRAL	0- 0	2- 1	1- 0				
7- 8	1- 5	0- 1	CONFERENCE	3- 1	3- 1	0- 0				
5- 2	1- 2	0- 0	HOME	3- 0	1- 0	0- 0				
2- 6	0- 3	0- 1	AWAY	0- 1	2- 1	0- 0				
0- 0	0- 0	0- 0	NEUTRAL	0- 0	0- 0	0- 0				

RPI 1-25				RPI 26-50				Team's RPI: 43	RPI 51-100				RPI 101+			
RPI	S	Opponent	Score	RPI	S	Opponent	Score		RPI	S	Opponent	Score	RPI	S	Opponent	Score
1	A	Notre Dame	50 90	33	A	North Carolina	90 91		53	A	Clemson	61 71	101	A	Virginia	45 53
1	H	Notre Dame	55 76						53	H	Clemson	75 53	102	A	Houston	89 95
3	A	Louisville	44 61						58	H	Virginia Tech	76 68	109	N	Idaho St.	74 51
7	H	NC State	60 68						80	H	Duke	70 64	117	A	Boston College	81 76
10	H	Syracuse	65 55						98	H	Georgia	63 53	122	N	Dayton	66 85
14	A	Maryland	54 67										124	H	Pittsburgh	67 55
17	A	Miami (FL)	56 69										132	A	Georgia St.	78 71
LAST 12 Division I GAMES:																
17	A	Miami (FL)	56 69	1	A	Notre Dame	50 90		53	A	Clemson	61 71	139	N	Seton Hall	84 73
101	A	Virginia	45 53	33	A	North Carolina	90 91		53	H	Clemson	75 53	142	A	Wake Forest	60 46
53	H	Clemson	75 53						58	H	Virginia Tech	76 68	149	H	Appalachian St.	71 53
58	H	Virginia Tech	76 68						80	H	Duke	70 64	195	N	George Washington	70 55
142	A	Wake Forest	60 46						98	H	Georgia	63 53	260	H	Alabama St.	69 42
124	H	Pittsburgh	67 55										274	H	Wofford	81 40
													297	H	Kennesaw St.	60 35
													340	H	Western Caro.	84 49

Non-Div I Games:

Georgia Tech

■ Loss,
■ Non-Conf,
■ S Site,
■ H Home
■ A Away
N Neutral

Gonzaga

Through Games Of Feb. 28, 2019

Average RPI Win:	141	WON-LOST	WINNING	LAST 10	STRENGTH OF	OPP. STRENGTH	TEAM	ADJ.	CONF.	ADJ CONF.
Average RPI Loss:	20	RECORD	PCT. RANK	GAMES	SCHEDULE	OF SCHEDULE	RPI	RPI	RPI	RPI
DIV. I ONLY	26- 3	5	1- 0	68	62	13	13	8	8	
DIV. I NON-CONF.	11- 1	13	1- 0	50	5	11	11	7	7	
TOTALS	RPI 1-25	RPI 26-50	W-L RECORDS	RPI 51-100	RPI 101-150	RPI 150+				
26- 3	1- 1	1- 2	OVERALL	8- 0	4- 0	12- 0				
13- 1	1- 0	0- 1	HOME	4- 0	2- 0	6- 0				
11- 1	0- 0	0- 1	AWAY	4- 0	1- 0	6- 0				
2- 1	0- 1	1- 0	NEUTRAL	0- 0	1- 0	0- 0				
11- 1	1- 1	1- 0	NON-CONFERENCE	2- 0	3- 0	4- 0				
6- 0	1- 0	0- 0	HOME	1- 0	2- 0	2- 0				
3- 0	0- 0	0- 0	AWAY	1- 0	0- 0	2- 0				
2- 1	0- 1	1- 0	NEUTRAL	0- 0	1- 0	0- 0				
15- 2	0- 0	0- 2	CONFERENCE	6- 0	1- 0	8- 0				
7- 1	0- 0	0- 1	HOME	3- 0	0- 0	4- 0				
8- 1	0- 0	0- 1	AWAY	3- 0	1- 0	4- 0				
0- 0	0- 0	0- 0	NEUTRAL	0- 0	0- 0	0- 0				

RPI 1-25				RPI 26-50				RPI 51-100				RPI 101+			
RPI	S	Opponent	Score	RPI	S	Opponent	Score	RPI	S	Opponent	Score	RPI	S	Opponent	Score
1	N	Notre Dame	65 81	26	N	Rutgers	57 40	55	A	Saint Mary's (CA)	66 52	108	A	Loyola Marymount	78 53
4	H	Stanford	79 73	30	A	BYU	68 70	55	H	Saint Mary's (CA)	74 62	109	H	Idaho St.	70 51
				30	H	BYU	64 66	67	A	Missouri St.	70 67	121	N	Western Ky.	76 55
								76	H	Idaho	88 51	145	H	Washington St.	76 53
								94	A	Pepperdine	79 54	165	A	Santa Clara	74 61
								94	H	Pepperdine	83 60	165	H	Santa Clara	78 61
								95	A	Pacific	63 51	168	H	Montana	76 52
								95	H	Pacific	88 65	181	A	Eastern Wash.	63 51
												186	A	Portland	93 62
												186	H	Portland	97 71
												200	A	UNLV	70 59
												239	A	San Francisco	64 44
												239	H	San Francisco	78 51
												266	A	San Diego	86 61
												266	H	San Diego	71 44
												271	H	Colorado St.	50 39
LAST 12 Division I GAMES:															
121	N	Western Ky.	76 55	266	H	San Diego	71 44								
26	N	Rutgers	57 40	186	A	Portland	93 62								
94	H	Pepperdine	83 60	55	A	Saint Mary's (CA)	66 52								
239	A	San Francisco	64 44	95	A	Pacific	63 51								
165	A	Santa Clara	74 61	165	H	Santa Clara	78 61								
30	H	BYU	64 66	239	H	San Francisco	78 51								

Non-Div I Games:

Gonzaga

■ Loss,
 ■ Non-Conf, S Site,
 ■ Home
 ■ Away
 N Neutral

Average RPI Win: 248	WON-LOST	WINNING	LAST 10	STRENGTH OF	OPP. STRENGTH	TEAM	ADJ.	CONF.	ADJ CONF.
Average RPI Loss: 170	RECORD	PCT. RANK	GAMES	SCHEDULE	OF SCHEDULE	RPI	RPI	RPI	RPI
DIV. I ONLY	12- 14	197	0- 1	254	278	201	201	29	29
DIV. I NON-CONF.	3- 9	271	0- 0	98	81	200	200	28	28
TOTALS	RPI 1-25	RPI 26-50	W-L RECORDS	RPI 51-100	RPI 101-150	RPI 150+			
12- 14	0- 0	0- 2	OVERALL	1- 1	1- 3	10- 8			
5- 3	0- 0	0- 0	HOME	0- 0	0- 0	5- 3			
5- 10	0- 0	0- 1	AWAY	0- 1	0- 3	5- 5			
2- 1	0- 0	0- 1	NEUTRAL	1- 0	1- 0	0- 0			
3- 9	0- 0	0- 2	NON-CONFERENCE	1- 1	1- 3	1- 3			
1- 0	0- 0	0- 0	HOME	0- 0	0- 0	1- 0			
0- 8	0- 0	0- 1	AWAY	0- 1	0- 3	0- 3			
2- 1	0- 0	0- 1	NEUTRAL	1- 0	1- 0	0- 0			
9- 5	0- 0	0- 0	CONFERENCE	0- 0	0- 0	9- 5			
4- 3	0- 0	0- 0	HOME	0- 0	0- 0	4- 3			
5- 2	0- 0	0- 0	AWAY	0- 0	0- 0	5- 2			
0- 0	0- 0	0- 0	NEUTRAL	0- 0	0- 0	0- 0			

RPI S	Opponent	Score	RPI S	Opponent	Score	RPI S	Opponent	Score	RPI S	Opponent	Score	Team's RPI: 201
35	N South Dakota	53 67	51	N Indiana	65 62	108	N Loyola Marymount	62 61				
50	A Auburn	48 97	85	A UT Arlington	54 78	125	A South Fla.	50 67				
						128	A Oklahoma St.	40 86				
						147	A Kansas	45 76				
						153	A Alabama	55 73				
						173	A Southern U.	65 71				
						173	H Southern U.	81 86				
						183	A Southern Miss.	47 68				
						207	A Prairie View	64 63				
						207	H Prairie View	73 57				
						242	A Texas Southern	75 67				
						242	H Texas Southern	72 55				
						247	A Wichita St.	61 70				
						260	A Alabama St.	80 72				
						279	A Jackson St.	60 89				
						279	H Jackson St.	74 77				
						290	A Alabama A&M	63 51				
						323	H McNeese	75 51				
						327	H Mississippi Val.	52 54				
						345	H Ark.-Pine Bluff	77 57				
						351	A Alcorn	79 63				
						351	H Alcorn	61 56				
LAST 12 Division I GAMES:												
279	A Jackson St.	60 89	345	H Ark.-Pine Bluff	77 57							
207	H Prairie View	73 57	279	H Jackson St.	74 77							
242	H Texas Southern	72 55	207	A Prairie View	64 63							
351	A Alcorn	79 63	242	A Texas Southern	75 67							
173	A Southern U.	65 71	351	H Alcorn	61 56							
327	H Mississippi Val.	52 54	173	H Southern U.	81 86							

Non-Div I Games:

Grambling

■ Loss,
 ■ Non-Conf,
 ■ S Site,
 ■ Home
 ■ A Away
 N Neutral

Grand Canyon				Through Games Of Feb. 10, 1919						
Average RPI Win:	289	WON-LOST	WINNING	LAST 10	STRENGTH OF	OPP. STRENGTH	TEAM	ADJ.	CONF.	ADJ CONF.
Average RPI Loss:	222	RECORD	PCT. RANK	GAMES	SCHEDULE	OF SCHEDULE	RPI	RPI	RPI	RPI
DIV. I ONLY	6- 17	292	0- 1	333	324	334	334	30	30	
DIV. I NON-CONF.	2- 8	293	0- 0	323	261	345	345	30	30	
TOTALS	RPI 1-25	RPI 26-50	W-L RECORDS	RPI 51-100	RPI 101-150	RPI 150+				
6- 17	0- 0	0- 0	OVERALL	0- 0	1- 3	5- 14				
5- 6	0- 0	0- 0	HOME	0- 0	1- 1	4- 5				
1- 11	0- 0	0- 0	AWAY	0- 0	0- 2	1- 9				
0- 0	0- 0	0- 0	NEUTRAL	0- 0	0- 0	0- 0				
2- 8	0- 0	0- 0	NON-CONFERENCE	0- 0	0- 2	2- 6				
2- 3	0- 0	0- 0	HOME	0- 0	0- 1	2- 2				
0- 5	0- 0	0- 0	AWAY	0- 0	0- 1	0- 4				
0- 0	0- 0	0- 0	NEUTRAL	0- 0	0- 0	0- 0				
4- 9	0- 0	0- 0	CONFERENCE	0- 0	1- 1	3- 8				
3- 3	0- 0	0- 0	HOME	0- 0	1- 0	2- 3				
1- 6	0- 0	0- 0	AWAY	0- 0	0- 1	1- 5				
0- 0	0- 0	0- 0	NEUTRAL	0- 0	0- 0	0- 0				

[illegible]

Non-Div I Games:

Grand Canyon

Loss, Non-Conf, S Site, H Home A Away N Neutral

Average RPI Win:	259	WON-LOST	WINNING	LAST 10	STRENGTH OF	OPP. STRENGTH	TEAM	ADJ.	CONF.	ADJ CONF.
Average RPI Loss:	188	RECORD	PCT. RANK	GAMES	SCHEDULE	OF SCHEDULE	RPI	RPI	RPI	RPI
DIV. I ONLY	14- 11	144	0- 1	306	276	202	202	28	28	
DIV. I NON-CONF.	3- 7	256	0- 1	222	151	274	274	29	29	
TOTALS	RPI 1-25	RPI 26-50	W-L RECORDS	RPI 51-100	RPI 101-150	RPI 150+				
14- 11	0- 1	1- 0	OVERALL	1- 1	0- 1	12- 8				
8- 3	0- 0	1- 0	HOME	1- 0	0- 0	6- 3				
6- 6	0- 1	0- 0	AWAY	0- 0	0- 1	6- 4				
0- 2	0- 0	0- 0	NEUTRAL	0- 1	0- 0	0- 1				
3- 7	0- 1	1- 0	NON-CONFERENCE	0- 1	0- 0	2- 5				
2- 2	0- 0	1- 0	HOME	0- 0	0- 0	1- 2				
1- 3	0- 1	0- 0	AWAY	0- 0	0- 0	1- 2				
0- 2	0- 0	0- 0	NEUTRAL	0- 1	0- 0	0- 1				
11- 4	0- 0	0- 0	CONFERENCE	1- 0	0- 1	10- 3				
6- 1	0- 0	0- 0	HOME	1- 0	0- 0	5- 1				
5- 3	0- 0	0- 0	AWAY	0- 0	0- 1	5- 2				
0- 0	0- 0	0- 0	NEUTRAL	0- 0	0- 0	0- 0				

RPI 1-25				RPI 26-50				RPI 51-100				RPI 101+ Team's RPI: 202			
RPI	S	Opponent	Score	RPI	S	Opponent	Score	RPI	S	Opponent	Score	RPI	S	Opponent	Score
7	A	NC State	51 83	37	H	James Madison	72 65	79	N	SFA	68 70	126	A	High Point	73 82
								82	H	Radford	68 54	170	H	Chattanooga	50 58
												190	A	UNC Asheville	61 58
												214	H	Elon	62 77
												215	A	Campbell	46 52
												215	H	Campbell	61 50
												224	A	Cornell	53 79
												233	A	Columbia	63 88
												251	A	Gardner-Webb	46 68
												251	H	Gardner-Webb	82 80
												256	N	Sacramento St.	61 65
												281	H	Samford	64 57
												292	A	Winthrop	84 63
												295	A	Charleston So.	74 66
												295	H	Charleston So.	57 72
												305	A	Fla. Atlantic	72 68
												329	A	Presbyterian	82 68
												329	H	Presbyterian	79 62
												336	A	Longwood	86 70
												336	H	Longwood	66 40
												341	H	USC Upstate	67 43
LAST 12 Division I GAMES:															
256	N	Sacramento St.	61 65	329	H	Presbyterian	79 62								
329	A	Presbyterian	82 68	126	A	High Point	73 82								
336	A	Longwood	86 70	341	H	USC Upstate	67 43								
251	A	Gardner-Webb	46 68	251	H	Gardner-Webb	82 80								
295	H	Charleston So.	57 72	292	A	Winthrop	84 63								
215	H	Campbell	61 50	215	A	Campbell	46 52								

Non-Div I Games: Mid-Atlantic Christ115 48

Hampton

■ Loss,
 ■ Non-Conf,
 ■ S Site,
 ■ Home
 ■ A Away
 N Neutral

Average RPI Win:	253	WON-LOST	WINNING	LAST 10	STRENGTH OF	OPP. STRENGTH	TEAM	ADJ.	CONF.	ADJ CONF.
Average RPI Loss:	75	RECORD	PCT. RANK	GAMES	SCHEDULE	OF SCHEDULE	RPI	RPI	RPI	RPI
DIV. I ONLY	20- 9	75	0- 1	187	199	113	113	23	23	
DIV. I NON-CONF.	7- 7	162	0- 1	116	93	133	133	25	25	
TOTALS	RPI 1-25	RPI 26-50	W-L RECORDS	RPI 51-100	RPI 101-150	RPI 150+				
20- 9	0- 2	0- 2	OVERALL	2- 3	0- 1	18- 1				
12- 2	0- 0	0- 1	HOME	2- 1	0- 0	10- 0				
8- 5	0- 1	0- 1	AWAY	0- 2	0- 0	8- 1				
0- 2	0- 1	0- 0	NEUTRAL	0- 0	0- 1	0- 0				
7- 7	0- 2	0- 2	NON-CONFERENCE	1- 2	0- 1	6- 0				
4- 2	0- 0	0- 1	HOME	1- 1	0- 0	3- 0				
3- 3	0- 1	0- 1	AWAY	0- 1	0- 0	3- 0				
0- 2	0- 1	0- 0	NEUTRAL	0- 0	0- 1	0- 0				
13- 2	0- 0	0- 0	CONFERENCE	1- 1	0- 0	12- 1				
8- 0	0- 0	0- 0	HOME	1- 0	0- 0	7- 0				
5- 2	0- 0	0- 0	AWAY	0- 1	0- 0	5- 1				
0- 0	0- 0	0- 0	NEUTRAL	0- 0	0- 0	0- 0				

RPI 1-25				RPI 26-50				RPI 51-100				RPI 101+ Team's RPI: 113			
RPI	S	Opponent	Score	RPI	S	Opponent	Score	RPI	S	Opponent	Score	RPI	S	Opponent	Score
3	N	Louisville	69 86	40	H	Michigan St.	66 74	52	A	New Mexico	65 72	146	N	Southern Ill.	50 72
17	A	Miami (FL)	62 75	47	A	Villanova	41 59	57	A	Maine	58 78	151	A	Stony Brook	64 36
								57	H	Maine	49 46	151	H	Stony Brook	73 62
								66	H	Princeton	38 75	171	H	William & Mary	50 45
								83	H	Harvard	73 60	245	H	Albany (NY)	82 35
												250	A	Binghamton	62 73
												250	H	Binghamton	63 50
												252	A	Rhode Island	65 51
												283	A	Vermont	76 48
												283	H	Vermont	61 32
												299	H	Bryant	67 57
												308	H	Morgan St.	80 59
												309	A	UMBC	66 52
												309	H	UMBC	92 47
												314	A	New Hampshire	66 48
												314	H	New Hampshire	56 49
												318	A	Central Conn. St.	54 52
												319	A	NJIT	84 53
												321	A	UMass Lowell	66 44
												321	H	UMass Lowell	69 45
LAST 12 Division I GAMES:															
52	A	New Mexico	65 72	57	A	Maine	58 78	309	H	UMBC	92 47				
17	A	Miami (FL)	62 75					151	H	Stony Brook	73 62				
250	H	Binghamton	63 50					250	A	Binghamton	62 73				
321	H	UMass Lowell	69 45					245	H	Albany (NY)	82 35				
314	H	New Hampshire	56 49					314	A	New Hampshire	66 48				
283	A	Vermont	76 48												

Non-Div I Games:

Hartford

■ Loss,
 ■ Non-Conf,
 ■ S Site,
 ■ Home
 ■ A Away
 N Neutral

Harvard

Through Games Of Feb. 28, 2019

Average RPI Win:	195	WON-LOST	WINNING	LAST 10	STRENGTH OF	OPP. STRENGTH	TEAM	ADJ.	CONF.	ADJ CONF.
Average RPI Loss:	82	RECORD	PCT. RANK	GAMES	SCHEDULE	OF SCHEDULE	RPI	RPI	RPI	RPI
DIV. I ONLY	14- 9	112	1- 0	76	106	83	83	11	11	
DIV. I NON-CONF.	7- 6	153	1- 0	54	39	78	78	11	11	
TOTALS	RPI 1-25	RPI 26-50	W-L RECORDS	RPI 51-100	RPI 101-150	RPI 150+				
14- 9	0- 1	1- 2	OVERALL	1- 3	1- 2	11- 1				
6- 4	0- 0	0- 2	HOME	1- 2	1- 0	4- 0				
7- 5	0- 1	1- 0	AWAY	0- 1	0- 2	6- 1				
1- 0	0- 0	0- 0	NEUTRAL	0- 0	0- 0	1- 0				
7- 6	0- 1	1- 2	NON-CONFERENCE	0- 2	0- 1	6- 0				
2- 3	0- 0	0- 2	HOME	0- 1	0- 0	2- 0				
4- 3	0- 1	1- 0	AWAY	0- 1	0- 1	3- 0				
1- 0	0- 0	0- 0	NEUTRAL	0- 0	0- 0	1- 0				
7- 3	0- 0	0- 0	CONFERENCE	1- 1	1- 1	5- 1				
4- 1	0- 0	0- 0	HOME	1- 1	1- 0	2- 0				
3- 2	0- 0	0- 0	AWAY	0- 0	0- 1	3- 1				
0- 0	0- 0	0- 0	NEUTRAL	0- 0	0- 0	0- 0				

RPI S	Opponent	Score	RPI S	Opponent	Score	RPI S	Opponent	Score	RPI S	Opponent	Score
1	A Notre Dame	58 103	26	H Rutgers	49 60	57	H Maine	60 67	113	A Hartford	60 73
			38	A California	85 79	66	H Princeton	71 75	116	A Yale	62 65
			46	H Quinnipiac	67 72	73	H Penn	80 72	116	H Yale	83 69
						81	A Purdue	65 66	152	A CSUN	75 55
									157	H Boston U.	67 47
									198	A Dartmouth	73 57
									198	H Dartmouth	56 46
									216	N Jacksonville St.	69 62
									224	A Cornell	68 61
									233	A Columbia	65 75
									252	A Rhode Island	80 47
									269	A Siena	73 54
									272	A Brown	100 83
									272	H Brown	98 55
									288	H La Salle	88 43
LAST 12 Division I GAMES:											
152	A CSUN	75 55	233	A Columbia	65 75						
116	H Yale	83 69	272	A Brown	100 83						
272	H Brown	98 55	116	A Yale	62 65						
73	H Penn	80 72	198	A Dartmouth	73 57						
66	H Princeton	71 75	198	H Dartmouth	56 46						
224	A Cornell	68 61	38	A California	85 79						

Non-Div I Games:

Harvard

Loss, Non-Conf, S Site, H Home A Away N Neutral

H
a
w
a
i
i

H
a
w
a
i
i

Non-Div I Games:	Hawaii Pacific	66	51
------------------	----------------	----	----

Average RPI Win:	276	WON-LOST	WINNING	LAST 10	STRENGTH OF	OPP. STRENGTH	TEAM	ADJ.	CONF.	ADJ CONF.
Average RPI Loss:	90	RECORD	PCT. RANK	GAMES	SCHEDULE	OF SCHEDULE	RPI	RPI	RPI	RPI
DIV. I ONLY	17- 7	61	1- 0	252	293	126	126	28	28	
DIV. I NON-CONF.	5- 4	139	0- 0	110	218	99	99	29	29	
TOTALS	RPI 1-25	RPI 26-50	W-L RECORDS	RPI 51-100	RPI 101-150	RPI 150+				
17- 7	0- 1	0- 1	OVERALL	1- 3	0- 0	16- 2				
11- 1	0- 0	0- 0	HOME	1- 1	0- 0	10- 0				
6- 6	0- 1	0- 1	AWAY	0- 2	0- 0	6- 2				
0- 0	0- 0	0- 0	NEUTRAL	0- 0	0- 0	0- 0				
5- 4	0- 1	0- 1	NON-CONFERENCE	1- 1	0- 0	4- 1				
4- 0	0- 0	0- 0	HOME	1- 0	0- 0	3- 0				
1- 4	0- 1	0- 1	AWAY	0- 1	0- 0	1- 1				
0- 0	0- 0	0- 0	NEUTRAL	0- 0	0- 0	0- 0				
12- 3	0- 0	0- 0	CONFERENCE	0- 2	0- 0	12- 1				
7- 1	0- 0	0- 0	HOME	0- 1	0- 0	7- 0				
5- 2	0- 0	0- 0	AWAY	0- 1	0- 0	5- 1				
0- 0	0- 0	0- 0	NEUTRAL	0- 0	0- 0	0- 0				

RPI S	Opponent	Score	RPI S	Opponent	Score	RPI S	Opponent	Score	RPI S	Opponent	Score	Team's RPI: 126
21	A Kentucky	49 71	45	A Miami (OH)	55 68	53	A Clemson	64 83	158	A Davidson	62 71	
						71	H American	66 61	190	A UNC Asheville	56 67	
						82	A Radford	58 80	202	H Hampton	82 73	
						82	H Radford	79 84	215	H Campbell	65 60	
									248	A ETSU	73 65	
									251	A Gardner-Webb	78 61	
									251	H Gardner-Webb	78 70	
									264	H Norfolk St.	83 51	
									292	H Winthrop	56 54	
									295	A Charleston So.	69 62	
									295	H Charleston So.	71 64	
									298	H UNC Greensboro	82 75	
									329	A Presbyterian	70 63	
									329	H Presbyterian	79 40	
									336	A Longwood	65 54	
									336	H Longwood	70 47	
									338	H N.C. Central	80 69	
									341	A USC Upstate	87 61	
LAST 12 Division I GAMES:												
336	H Longwood	70 47	202	H Hampton	82 73							
251	H Gardner-Webb	78 70	292	H Winthrop	56 54							
329	A Presbyterian	70 63	295	H Charleston So.	71 64							
295	A Charleston So.	69 62	215	H Campbell	65 60							
82	H Radford	79 84	190	A UNC Asheville	56 67							
336	A Longwood	65 54	251	A Gardner-Webb	78 61							

Non-Div I Games: Greensboro 102 50 Mars Hill 86 36

High Point

■ Loss,
 ■ Non-Conf,
 ■ S Site,
 ■ H Home
 ■ A Away
 N Neutral

Hofstra

Through Games Of Feb. 28, 2019

Average RPI Win: 228	WON-LOST	WINNING	LAST 10	STRENGTH OF	OPP. STRENGTH	TEAM	ADJ.	CONF.	ADJ CONF.
Average RPI Loss: 139	RECORD	PCT. RANK	GAMES	SCHEDULE	OF SCHEDULE	RPI	RPI	RPI	RPI
DIV. I ONLY	7- 18	286	1- 0	95	208	218	218	10	10
DIV. I NON-CONF.	5- 6	177	0- 0	214	336	210	210	10	10
TOTALS	RPI 1-25	RPI 26-50	W-L RECORDS	RPI 51-100	RPI 101-150	RPI 150+			
7- 18	0- 0	0- 2	OVERALL	0- 3	2- 6	5- 7			
2- 8	0- 0	0- 1	HOME	0- 1	1- 2	1- 4			
4- 8	0- 0	0- 1	AWAY	0- 1	1- 3	3- 3			
1- 2	0- 0	0- 0	NEUTRAL	0- 1	0- 1	1- 0			
5- 6	0- 0	0- 0	NON-CONFERENCE	0- 1	0- 1	5- 4			
1- 2	0- 0	0- 0	HOME	0- 0	0- 0	1- 2			
3- 2	0- 0	0- 0	AWAY	0- 0	0- 0	3- 2			
1- 2	0- 0	0- 0	NEUTRAL	0- 1	0- 1	1- 0			
2- 12	0- 0	0- 2	CONFERENCE	0- 2	2- 5	0- 3			
1- 6	0- 0	0- 1	HOME	0- 1	1- 2	0- 2			
1- 6	0- 0	0- 1	AWAY	0- 1	1- 3	0- 1			
0- 0	0- 0	0- 0	NEUTRAL	0- 0	0- 0	0- 0			

RPI S	Opponent	Score	RPI S	Opponent	Score	RPI S	Opponent	Score	RPI S	Opponent	Score	Team's RPI: 218
37	A James Madison	54 77	37	H James Madison	44 59	64	A Drexel	39 62	110	A Towson	68 92	
						64	H Drexel	49 61	110	H Towson	56 68	
						68	N Wright St.	64 93	115	A Northeastern	63 62	
									115	H Northeastern	78 61	
									123	A UNCW	54 89	
									129	N Marist	57 71	
									148	A Delaware	47 57	
									148	H Delaware	59 78	
									151	A Stony Brook	49 77	
									171	H William & Mary	55 60	
									191	A Holy Cross	66 72	
									205	N Stetson	53 50	
									214	H Elon	64 77	
									217	H Sacred Heart	64 70	
									233	H Columbia	63 65	
									259	A St. Bonaventure	67 59	
									269	A Siena	57 50	
									289	A Col. of Charleston	62 70	
									309	A UMBC	45 42	
									324	H Iona	74 49	
LAST 12 Division I GAMES:												
115	A Northeastern	63 62	123	A UNCW	54 89							
148	A Delaware	47 57	115	H Northeastern	78 61							
64	A Drexel	39 62	64	H Drexel	49 61							
37	H James Madison	44 59	148	H Delaware	59 78							
110	H Towson	56 68	110	A Towson	68 92							
289	A Col. of Charleston	62 70	37	A James Madison	54 77							

Non-Div I Games: Wilmington (DE) 77 56

Hofstra

■ Loss,
 ■ Non-Conf, S Site,
 ■ Home
 ■ Away
 N Neutral

RPI 1-25				RPI 26-50				RPI 51-100				RPI 101+				Team's RPI: 191	
RPI	S	Opponent	Score	RPI	S	Opponent	Score	RPI	S	Opponent	Score	RPI	S	Opponent	Score		
				48	A	Bucknell	71 75	71	A	American	58 70	117	A	Boston College	63 89		
				48	H	Bucknell	61 60	71	H	American	44 71	140	A	Lehigh	55 64		
												157	A	Boston U.	64 61		
												157	H	Boston U.	75 69		
												177	H	Rider	71 61		
												218	H	Hofstra	72 66		
												228	A	Navy	47 54		
												228	H	Navy	47 44		
												245	A	Albany (NY)	56 50		
												246	H	Colgate	67 70		
												252	H	Rhode Island	73 65		
												272	H	Brown	85 89		
												277	H	Manhattan	61 53		
												282	A	Army West Point	53 60		
												282	H	Army West Point	58 39		
												283	A	Vermont	65 40		
												296	A	Loyola Maryland	58 48		
												296	H	Loyola Maryland	78 60		
												299	A	Bryant	81 62		
												314	A	New Hampshire	62 74		
												321	H	UMass Lowell	63 54		
												326	A	Lafayette	63 73		
												326	H	Lafayette	56 53		
LAST 12 Division I GAMES:																	
				71	H	American	44 71	326	H	Lafayette	56 53						
				48	H	Bucknell	61 60	71	A	American	58 70						
				282	A	Army West Point	53 60	48	A	Bucknell	71 75						
				157	A	Boston U.	64 61	282	H	Army West Point	58 39						
				228	H	Navy	47 44	157	H	Boston U.	75 69						
				296	A	Loyola Maryland	58 48	228	A	Navy	47 54						

Non-Div I Games:

Head-to-Head				Through Games of Feb. 10, 1919						
Average RPI Win:	194	WON-LOST	WINNING	LAST 10	STRENGTH OF	OPP. STRENGTH	TEAM	ADJ.	CONF.	ADJ CONF.
Average RPI Loss:	79	RECORD	PCT. RANK	GAMES	SCHEDULE	OF SCHEDULE	RPI	RPI	RPI	RPI
DIV. I ONLY	15- 12	146	0- 1	84	87	102	102	9	9	
DIV. I NON-CONF.	6- 7	172	0- 0	70	94	107	107	8	8	
TOTALS	RPI 1-25	RPI 26-50	W-L RECORDS	RPI 51-100	RPI 101-150	RPI 150+				
15- 12	0- 3	1- 1	OVERALL	0- 4	2- 2	12- 2				
6- 6	0- 2	1- 0	HOME	0- 2	1- 2	4- 0				
9- 6	0- 1	0- 1	AWAY	0- 2	1- 0	8- 2				
0- 0	0- 0	0- 0	NEUTRAL	0- 0	0- 0	0- 0				
6- 7	0- 1	1- 1	NON-CONFERENCE	0- 3	0- 1	5- 1				
1- 4	0- 1	1- 0	HOME	0- 2	0- 1	0- 0				
5- 3	0- 0	0- 1	AWAY	0- 1	0- 0	5- 1				
0- 0	0- 0	0- 0	NEUTRAL	0- 0	0- 0	0- 0				
9- 5	0- 2	0- 0	CONFERENCE	0- 1	2- 1	7- 1				
5- 2	0- 1	0- 0	HOME	0- 0	1- 1	4- 0				
4- 3	0- 1	0- 0	AWAY	0- 1	1- 0	3- 1				
0- 0	0- 0	0- 0	NEUTRAL	0- 0	0- 0	0- 0				

RPI	S	Opponent	Score	RPI	S	Opponent	Score	RPI	S	Opponent	Score	RPI	S	Opponent	Score	Team's RPI: 102
6	H	UConn	61 81	38	A	California	79 80	52	H	New Mexico	84 89	117	H	Boston College	57 64	
16	H	Texas A&M	52 68	43	H	Georgia Tech	95 89	70	A	FGCU	71 76	125	A	South Fla.	54 52	
18	A	UCF	56 58					84	A	Cincinnati	57 68	125	H	South Fla.	49 59	
								85	H	UT Arlington	61 65	150	H	Tulsa	76 44	
												164	H	Tulane	83 82	
												169	A	Temple	65 76	
												169	H	Temple	78 65	
												172	A	Louisiana Tech	88 100	
												183	A	Southern Miss.	61 44	
												196	A	George Mason	66 56	
												206	A	Memphis	59 57	
												209	A	SMU	72 61	
												209	H	SMU	69 68	
												221	H	East Carolina	63 52	
												233	A	Columbia	83 72	
												247	A	Wichita St.	66 58	
												248	A	ETSU	84 77	
												304	A	Incarinate Word	79 60	
LAST 12 Division I GAMES:																
125	H	South Fla.	49 59	209	H	SMU	69 68									
206	A	Memphis	59 57	18	A	UCF	56 58									
164	H	Tulane	83 82	150	H	Tulsa	76 44									
221	H	East Carolina	63 52	84	A	Cincinnati	57 68									
125	A	South Fla.	54 52	247	A	Wichita St.	66 58									
169	A	Temple	65 76	169	H	Temple	78 65									

Non-Div I Games:

Houston

■ Loss,
 ■ Non-Conf, S Site,
 ■ Home
 ■ Away
 N Neutral

Houston Baptist

Through Games Of Feb. 28, 2019













































































































Average RPI Win:	304	WON-LOST	WINNING	LAST 10	STRENGTH OF	OPP. STRENGTH	TEAM	ADJ.	CONF.	ADJ CONF.
Average RPI Loss:	190	RECORD	PCT. RANK	GAMES	SCHEDULE	OF SCHEDULE	RPI	RPI	RPI	RPI
DIV. I ONLY	3- 18	335	0- 0	263	285	337	337	25	25	
DIV. I NON-CONF.	1- 5	311	0- 0	290	178	336	336	23	23	
TOTALS	RPI 1-25	RPI 26-50	W-L RECORDS	RPI 51-100	RPI 101-150	RPI 150+				
3- 18	0- 0	0- 0	OVERALL	0- 3	0- 2	3- 13				
3- 7	0- 0	0- 0	HOME	0- 1	0- 0	3- 6				
0- 11	0- 0	0- 0	AWAY	0- 2	0- 2	0- 7				
0- 0	0- 0	0- 0	NEUTRAL	0- 0	0- 0	0- 0				
1- 5	0- 0	0- 0	NON-CONFERENCE	0- 0	0- 2	1- 3				
1- 1	0- 0	0- 0	HOME	0- 0	0- 0	1- 1				
0- 4	0- 0	0- 0	AWAY	0- 0	0- 2	0- 2				
0- 0	0- 0	0- 0	NEUTRAL	0- 0	0- 0	0- 0				
2- 13	0- 0	0- 0	CONFERENCE	0- 3	0- 0	2- 10				
2- 6	0- 0	0- 0	HOME	0- 1	0- 0	2- 5				
0- 7	0- 0	0- 0	AWAY	0- 2	0- 0	0- 5				
0- 0	0- 0	0- 0	NEUTRAL	0- 0	0- 0	0- 0				

RPI S	Opponent	Score	RPI S	Opponent	Score	RPI S	Opponent	Score	RPI S	Opponent	Score	Team's RPI: 337
62	A Lamar University	50	63	128	A Oklahoma St.	44	77					
62	H Lamar University	49	97	144	A Texas Tech	76	82					
79	A SFA	53	65	159	H Abilene Christian	62	72					
				167	H Oral Roberts	56	74					
				173	A Nicholls St.	54	77					
				173	H Nicholls St.	55	58					
				176	A North Texas	75	100					
				185	A Sam Houston St.	64	83					
				185	H Sam Houston St.	63	74					
				244	H A&M-Corpus Christi	56	70					
				247	A Wichita St.	50	68					
				270	H Central Ark.	58	77					
				291	H New Orleans	83	74					
				304	H Incarnate Word	60	59					
				306	A Southeastern La.	65	73					
				316	H La.-Monroe	68	60					
				323	A McNeese	71	81					
				328	A Northwestern St.	46	63					
LAST 12 Division I GAMES:												
62	H Lamar University	49	97	244	H A&M-Corpus Christi	56	70					
185	A Sam Houston St.	64	83	304	H Incarnate Word	60	59					
328	A Northwestern St.	46	63	323	A McNeese	71	81					
173	H Nicholls St.	55	58	306	A Southeastern La.	65	73					
270	H Central Ark.	58	77	185	H Sam Houston St.	63	74					
79	A SFA	53	65	159	H Abilene Christian	62	72					

Non-Div I Games: Howard Payne 93 60 Tex. A&M Int'l 81 48 McMurry 92 41 Southwest (NM) 100 57
Houston Baptist




Loss, Non-Conf, S Site, H Home A Away N Neutral

Average RPI Win: 296	WON-LOST	WINNING	LAST 10	STRENGTH OF	OPP. STRENGTH	TEAM	ADJ.	CONF.	ADJ CONF.
Average RPI Loss: 187	RECORD	PCT. RANK	GAMES	SCHEDULE	OF SCHEDULE	RPI	RPI	RPI	RPI
DIV. I ONLY	16- 11	123	1- 0	337	342	220	220	32	32
DIV. I NON-CONF.	7- 6	153	0- 0	296	299	197	197	32	32
TOTALS	RPI 1-25	RPI 26-50	W-L RECORDS	RPI 51-100	RPI 101-150	RPI 150+			
16- 11	0- 0	0- 1	OVERALL	0- 1	0- 1	16- 8			
8- 4	0- 0	0- 0	HOME	0- 0	0- 1	8- 3			
8- 7	0- 0	0- 1	AWAY	0- 1	0- 0	8- 5			
0- 0	0- 0	0- 0	NEUTRAL	0- 0	0- 0	0- 0			
7- 6	0- 0	0- 1	NON-CONFERENCE	0- 1	0- 1	7- 3			
2- 2	0- 0	0- 0	HOME	0- 0	0- 1	2- 1			
5- 4	0- 0	0- 1	AWAY	0- 1	0- 0	5- 2			
0- 0	0- 0	0- 0	NEUTRAL	0- 0	0- 0	0- 0			
9- 5	0- 0	0- 0	CONFERENCE	0- 0	0- 0	9- 5			
6- 2	0- 0	0- 0	HOME	0- 0	0- 0	6- 2			
3- 3	0- 0	0- 0	AWAY	0- 0	0- 0	3- 3			
0- 0	0- 0	0- 0	NEUTRAL	0- 0	0- 0	0- 0			

RPI S	Opponent	Score	RPI S	Opponent	Score	RPI S	Opponent	Score	RPI S	Opponent	Score	Team's RPI: 220
			33   North Carolina	63   85		84   Cincinnati	51   85		143   Mercer	70   85		
									171   William & Mary	75   88		
									192   UMES	72   80		
									192   UMES	73   80		
									193   N.C. A&T	58   63		
									196   George Mason	73 59		
									204   Bethune-Cookman	63   76		
									204   Bethune-Cookman	61 40		
									215   Campbell	69 64		
									264   Norfolk St.	74 70		
									267   Niagara	68 61		
									269   Siena	81   86		
									276   Richmond	60   67		
									288   La Salle	57 54		
									301   South Carolina St.	63   72		
									308   Morgan St.	74 62		
									308   Morgan St.	79 56		
									315   FIU	89 62		
									319   NJIT	77 57		
									330   Coppin St.	88 81		
									338   N.C. Central	80 70		
									343   Delaware St.	78 62		
									347   Fairleigh Dickinson	79 58		
									348   Florida A&M	81 59		
									348   Florida A&M	74 68		
LAST 12 Division I GAMES:												
			308   Morgan St.	74 62		264   Norfolk St.	74 70					
			330   Coppin St.	88 81		192   UMES	73   80					
			338   N.C. Central	80 70		343   Delaware St.	78 62					
			193   N.C. A&T	58   63		301   South Carolina St.	63   72					
			204   Bethune-Cookman	63   76		308   Morgan St.	79 56					
			348   Florida A&M	81 59		204   Bethune-Cookman	61 40					

Non-Div I Games:

Howard

 Loss,
  Non-Conf,
  S Site,
  Home
  Away
 N Neutral

Average RPI Win: 240	WON-LOST	WINNING	LAST 10	STRENGTH OF	OPP. STRENGTH	TEAM	ADJ.	CONF.	ADJ CONF.
Average RPI Loss: 104	RECORD	PCT. RANK	GAMES	SCHEDULE	OF SCHEDULE	RPI	RPI	RPI	RPI
DIV. I ONLY	17- 10	103	0- 1	224	186	134	134	20	20
DIV. I NON-CONF.	5- 5	162	0- 0	78	108	98	98	18	18
TOTALS	RPI 1-25	RPI 26-50	W-L RECORDS	RPI 51-100	RPI 101-150	RPI 150+			
17- 10	0- 1	0- 1	OVERALL	1- 4	3- 2	13- 2			
7- 4	0- 0	0- 1	HOME	0- 3	2- 0	5- 0			
9- 6	0- 1	0- 0	AWAY	1- 1	0- 2	8- 2			
1- 0	0- 0	0- 0	NEUTRAL	0- 0	1- 0	0- 0			
5- 5	0- 1	0- 1	NON-CONFERENCE	0- 1	2- 1	3- 1			
1- 2	0- 0	0- 1	HOME	0- 1	1- 0	0- 0			
3- 3	0- 1	0- 0	AWAY	0- 0	0- 1	3- 1			
1- 0	0- 0	0- 0	NEUTRAL	0- 0	1- 0	0- 0			
12- 5	0- 0	0- 0	CONFERENCE	1- 3	1- 1	10- 1			
6- 2	0- 0	0- 0	HOME	0- 2	1- 0	5- 0			
6- 3	0- 0	0- 0	AWAY	1- 1	0- 1	5- 1			
0- 0	0- 0	0- 0	NEUTRAL	0- 0	0- 0	0- 0			

RPI 1-25				RPI 26-50				RPI 51-100				RPI 101+ Team's RPI: 134			
RPI	S	Opponent	Score	RPI	S	Opponent	Score	RPI	S	Opponent	Score	RPI	S	Opponent	Score
8	A	Iowa	58 72	39	H	Ohio	66 73	68	A	Wright St.	59 66	107	N	VCU	63 61
								68	H	Wright St.	75 78	118	H	UT Martin	73 72
								69	A	Green Bay	67 63	119	A	Youngstown St.	52 70
								69	H	Green Bay	43 45	119	H	Youngstown St.	64 44
								90	H	UNI	40 53	146	A	Southern Ill.	73 78
												187	A	Indiana St.	64 59
												189	A	Wisconsin	64 65
												194	A	Milwaukee	67 66
												211	A	Ole Miss	66 58
												240	A	Northern Ky.	57 60
												240	H	Northern Ky.	70 48
												285	A	Cleveland St.	75 50
												285	H	Cleveland St.	64 36
												307	A	UTSA	58 50
												313	A	Oakland	76 70
												313	H	Oakland	82 53
												331	A	Detroit Mercy	58 41
												331	H	Detroit Mercy	82 47
												339	A	UIC	73 44
												339	H	UIC	71 43
LAST 12 Division I GAMES:															
69	H	Green Bay	43 45	68	A	Wright St.	59 66								
339	A	UIC	73 44	240	A	Northern Ky.	57 60								
331	A	Detroit Mercy	58 41	69	A	Green Bay	67 63								
313	A	Oakland	76 70	194	A	Milwaukee	67 66								
285	H	Cleveland St.	64 36	339	H	UIC	71 43								
119	H	Youngstown St.	64 44	313	H	Oakland	82 53								

Non-Div I Games: Purdue Northwest 101 40

IUPUI

■ Loss,
 ■ Non-Conf, S Site,
 ■ Home
 ■ Away
 N Neutral

Average RPI Win: 199	WON-LOST	WINNING	LAST 10	STRENGTH OF	OPP. STRENGTH	TEAM	ADJ.	CONF.	ADJ CONF.
Average RPI Loss: 112	RECORD	PCT. RANK	GAMES	SCHEDULE	OF SCHEDULE	RPI	RPI	RPI	RPI
DIV. I ONLY	17- 9	86	1- 0	127	121	76	76	16	16
DIV. I NON-CONF.	3- 6	241	0- 0	62	27	145	145	12	12
TOTALS	RPI 1-25	RPI 26-50	W-L RECORDS	RPI 51-100	RPI 101-150	RPI 150+			
17- 9	0- 2	0- 0	OVERALL	0- 4	6- 0	11- 3			
9- 1	0- 0	0- 0	HOME	0- 1	2- 0	7- 0			
8- 7	0- 2	0- 0	AWAY	0- 2	4- 0	4- 3			
0- 1	0- 0	0- 0	NEUTRAL	0- 1	0- 0	0- 0			
3- 6	0- 2	0- 0	NON-CONFERENCE	0- 2	1- 0	2- 2			
2- 0	0- 0	0- 0	HOME	0- 0	0- 0	2- 0			
1- 5	0- 2	0- 0	AWAY	0- 1	1- 0	0- 2			
0- 1	0- 0	0- 0	NEUTRAL	0- 1	0- 0	0- 0			
14- 3	0- 0	0- 0	CONFERENCE	0- 2	5- 0	9- 1			
7- 1	0- 0	0- 0	HOME	0- 1	2- 0	5- 0			
7- 2	0- 0	0- 0	AWAY	0- 1	3- 0	4- 1			
0- 0	0- 0	0- 0	NEUTRAL	0- 0	0- 0	0- 0			

RPI 1-25				RPI 26-50				RPI 51-100 Team's RPI: 76				RPI 101+			
RPI	S	Opponent	Score	RPI	S	Opponent	Score	RPI	S	Opponent	Score	RPI	S	Opponent	Score
4	A	Stanford	71 115					54	A	Wyoming	61 64	109	A	Idaho St.	86 72
13	A	Gonzaga	51 88					56	N	Boise St.	85 91	137	A	Montana St.	82 66
								100	A	Northern Colo.	72 77	137	H	Montana St.	90 65
								100	H	Northern Colo.	72 86	138	A	Portland St.	81 68
												138	H	Portland St.	80 78
												144	A	Texas Tech	88 77
												152	H	CSUN	88 73
												168	A	Montana	79 82
												168	H	Montana	76 68
												181	A	Eastern Wash.	75 74
												181	H	Eastern Wash.	84 68
												236	A	Hawaii	61 69
												239	H	San Francisco	70 63
												254	A	Northern Ariz.	86 69
												254	H	Northern Ariz.	90 72
												256	H	Sacramento St.	104 66
												275	A	Long Beach St.	63 70
												286	A	Southern Utah	82 70
												286	H	Southern Utah	77 49
												322	A	Weber St.	79 74
LAST 12 Division I GAMES:															
138	A	Portland St.	81 68	168	H	Montana	76 68								
286	H	Southern Utah	77 49	286	A	Southern Utah	82 70								
254	H	Northern Ariz.	90 72	254	A	Northern Ariz.	86 69								
181	A	Eastern Wash.	75 74	138	H	Portland St.	80 78								
100	A	Northern Colo.	72 77	256	H	Sacramento St.	104 66								
137	H	Montana St.	90 65	168	A	Montana	79 82								

Non-Div I Games:

Idaho

■ Loss,
 ■ Non-Conf,
 ■ S Site,
 ■ Home
 ■ A Away
 N Neutral

Average RPI Win:	224	WON-LOST	WINNING	LAST 10	STRENGTH OF	OPP. STRENGTH	TEAM	ADJ.	CONF.	ADJ CONF.
Average RPI Loss:	99	RECORD	PCT. RANK	GAMES	SCHEDULE	OF SCHEDULE	RPI	RPI	RPI	RPI
DIV. I ONLY	17- 9	86	0- 1	142	188	109	109	16	16	
DIV. I NON-CONF.	4- 4	162	0- 0	32	211	70	70	12	12	
TOTALS	RPI 1-25	RPI 26-50	W-L RECORDS	RPI 51-100	RPI 101-150	RPI 150+				
17- 9	0- 1	0- 1	OVERALL	1- 5	4- 0	12- 2				
9- 3	0- 0	0- 0	HOME	1- 2	2- 0	6- 1				
7- 5	0- 1	0- 0	AWAY	0- 3	2- 0	5- 1				
1- 1	0- 0	0- 1	NEUTRAL	0- 0	0- 0	1- 0				
4- 4	0- 1	0- 1	NON-CONFERENCE	1- 2	0- 0	3- 0				
2- 0	0- 0	0- 0	HOME	1- 0	0- 0	1- 0				
1- 3	0- 1	0- 0	AWAY	0- 2	0- 0	1- 0				
1- 1	0- 0	0- 1	NEUTRAL	0- 0	0- 0	1- 0				
13- 5	0- 0	0- 0	CONFERENCE	0- 3	4- 0	9- 2				
7- 3	0- 0	0- 0	HOME	0- 2	2- 0	5- 1				
6- 2	0- 0	0- 0	AWAY	0- 1	2- 0	4- 1				
0- 0	0- 0	0- 0	NEUTRAL	0- 0	0- 0	0- 0				

RPI 1-25				RPI 26-50				RPI 51-100				RPI 101+ Team's RPI: 109			
RPI	S	Opponent	Score	RPI	S	Opponent	Score	RPI	S	Opponent	Score	RPI	S	Opponent	Score
13	A	Gonzaga	51 70	43	N	Georgia Tech	51 74	60	A	Utah	60 74	137	A	Montana St.	62 49
								76	H	Idaho	72 86	137	H	Montana St.	61 43
								78	A	Arizona	46 71	138	A	Portland St.	58 57
								94	H	Pepperdine	65 63	138	H	Portland St.	72 54
								100	A	Northern Colo.	56 60	168	A	Montana	59 60
								100	H	Northern Colo.	59 61	168	H	Montana	50 34
												181	H	Eastern Wash.	63 48
												254	A	Northern Ariz.	80 69
												254	H	Northern Ariz.	77 81
												255	A	California Baptist	72 57
												256	A	Sacramento St.	56 42
												256	H	Sacramento St.	73 43
												273	H	Utah Valley	80 68
												286	A	Southern Utah	69 57
												286	H	Southern Utah	80 47
												297	N	Kennesaw St.	60 49
												322	A	Weber St.	70 57
												322	H	Weber St.	84 57
LAST 12 Division I GAMES:															
100	H	Northern Colo.	59 61	254	H	Northern Ariz.	77 81								
322	H	Weber St.	84 57	138	A	Portland St.	58 57								
138	H	Portland St.	72 54	256	A	Sacramento St.	56 42								
168	A	Montana	59 60	137	H	Montana St.	61 43								
137	A	Montana St.	62 49	168	H	Montana	50 34								
286	H	Southern Utah	80 47	100	A	Northern Colo.	56 60								

Non-Div I Games: Benedictine Mesa 88 51

Idaho St.

■ Loss,
 ■ Non-Conf, S Site,
 ■ Home
 ■ Away
 N Neutral

Average RPI Win:	232	WON-LOST	WINNING	LAST 10	STRENGTH OF	OPP. STRENGTH	TEAM	ADJ.	CONF.	ADJ CONF.
Average RPI Loss:	80	RECORD	PCT. RANK	GAMES	SCHEDULE	OF SCHEDULE	RPI	RPI	RPI	RPI
DIV. I ONLY	10- 18	257	0- 1	115	76	213	213	4	4	
DIV. I NON-CONF.	8- 3	72	0- 0	295	260	178	178	6	6	
TOTALS	RPI 1-25	RPI 26-50	W-L RECORDS	RPI 51-100	RPI 101-150	RPI 150+				
10- 18	0- 3	0- 4	OVERALL	0- 5	1- 4	9- 2				
8- 9	0- 2	0- 3	HOME	0- 2	0- 2	8- 0				
2- 8	0- 1	0- 1	AWAY	0- 3	1- 2	1- 1				
0- 1	0- 0	0- 0	NEUTRAL	0- 0	0- 0	0- 1				
8- 3	0- 0	0- 1	NON-CONFERENCE	0- 1	0- 0	8- 1				
7- 1	0- 0	0- 1	HOME	0- 0	0- 0	7- 0				
1- 1	0- 0	0- 0	AWAY	0- 1	0- 0	1- 0				
0- 1	0- 0	0- 0	NEUTRAL	0- 0	0- 0	0- 1				
2- 15	0- 3	0- 3	CONFERENCE	0- 4	1- 4	1- 1				
1- 8	0- 2	0- 2	HOME	0- 2	0- 2	1- 0				
1- 7	0- 1	0- 1	AWAY	0- 2	1- 2	0- 1				
0- 0	0- 0	0- 0	NEUTRAL	0- 0	0- 0	0- 0				




















































RPI 1-25				RPI 26-50				RPI 51-100				RPI 101+ Team's RPI: 213			
RPI	S	Opponent	Score	RPI	S	Opponent	Score	RPI	S	Opponent	Score	RPI	S	Opponent	Score
8	A	Iowa	66 88	26	H	Rutgers	60 71	51	H	Indiana	83 85	105	A	Minnesota	66 62
8	H	Iowa	75 94	27	H	Missouri	45 67	53	A	Clemson	67 69	112	A	Northwestern	45 68
14	H	Maryland	66 80	40	A	Michigan St.	60 77	72	A	Ohio St.	70 78	112	H	Northwestern	56 64
				44	H	Michigan	56 70	81	A	Purdue	50 72	127	A	Penn St.	48 62
								87	H	Nebraska	67 77	127	H	Penn St.	65 76
												187	H	Indiana St.	75 57
												189	A	Wisconsin	67 75
												189	H	Wisconsin	78 68
												199	H	Eastern Mich.	72 66
												219	H	SIUE	74 57
												233	H	Columbia	76 69
												256	N	Sacramento St.	107 109
												265	H	Murray St.	84 52
												290	H	Alabama A&M	88 60
												312	H	Valparaiso	73 54
												317	A	Cal Poly	74 51
LAST 12 Division I GAMES:															
127	H	Penn St.	65 76	14	H	Maryland	66 80								
189	A	Wisconsin	67 75	72	A	Ohio St.	70 78								
44	H	Michigan	56 70	112	H	Northwestern	56 64								
8	A	Iowa	66 88	40	A	Michigan St.	60 77								
189	H	Wisconsin	78 68	8	H	Iowa	75 94								
81	A	Purdue	50 72	87	H	Nebraska	67 77								

Non-Div I Games:

Illinois

■ Loss,
■ Non-Conf,
■ S Site,
■ H Home
■ A Away
N Neutral

Average RPI Win: 221	WON-LOST	WINNING	LAST 10	STRENGTH OF	OPP. STRENGTH	TEAM	ADJ.	CONF.	ADJ CONF.
Average RPI Loss: 159	RECORD	PCT. RANK	GAMES	SCHEDULE	OF SCHEDULE	RPI	RPI	RPI	RPI
DIV. I ONLY	15- 10	117	1- 0	216	226	154	154	13	13
DIV. I NON-CONF.	6- 4	125	0- 0	289	313	166	166	15	15
TOTALS	RPI 1-25	RPI 26-50	W-L RECORDS	RPI 51-100	RPI 101-150	RPI 150+			
15- 10	0- 1	0- 1	OVERALL	2- 1	2- 0	11- 7			
9- 3	0- 1	0- 0	HOME	1- 1	1- 0	7- 1			
6- 7	0- 0	0- 1	AWAY	1- 0	1- 0	4- 6			
0- 0	0- 0	0- 0	NEUTRAL	0- 0	0- 0	0- 0			
6- 4	0- 0	0- 1	NON-CONFERENCE	0- 0	0- 0	6- 3			
4- 0	0- 0	0- 0	HOME	0- 0	0- 0	4- 0			
2- 4	0- 0	0- 1	AWAY	0- 0	0- 0	2- 3			
0- 0	0- 0	0- 0	NEUTRAL	0- 0	0- 0	0- 0			
9- 6	0- 1	0- 0	CONFERENCE	2- 1	2- 0	5- 4			
5- 3	0- 1	0- 0	HOME	1- 1	1- 0	3- 1			
4- 3	0- 0	0- 0	AWAY	1- 0	1- 0	2- 3			
0- 0	0- 0	0- 0	NEUTRAL	0- 0	0- 0	0- 0			

RPI S Opponent	Score	RPI S Opponent	Score	RPI S Opponent	Score	RPI S Opponent	Score	Team's RPI: 154
23  Drake	64 	49  Butler	56 	67  Missouri St.	60 56	146  Southern Ill.	68 66	
				67  Missouri St.	47 	146  Southern Ill.	60 52	
				90  UNI	66 64	160  Bradley	65 	
						160  Bradley	68 	
						178  Saint Louis	72 67	
						187  Indiana St.	44 	
						187  Indiana St.	78 70	
						199  Eastern Mich.	41 	
						219  SIUE	61 	
						226  UMKC	62 55	
						240  Northern Ky.	58 53	
						243  Loyola Chicago	59 	
						243  Loyola Chicago	65 52	
						249  North Dakota	67 55	
						257  Austin Peay	61 49	
						285  Cleveland St.	63 	
						312  Valparaiso	70 67	
						313  Oakland	62 56	
						333  Evansville	72 61	
						333  Evansville	82 59	
LAST 12 Division I GAMES:								
243  Loyola Chicago	65 52	312  Valparaiso	70 67					
160  Bradley	65 	243  Loyola Chicago	59 					
146  Southern Ill.	68 66	160  Bradley	68 					
67  Missouri St.	60 56	67  Missouri St.	47 					
187  Indiana St.	78 70	146  Southern Ill.	60 52					
333  Evansville	82 59	333  Evansville	72 61					

Non-Div I Games: Maryville (MO) 61 52

Illinois St.

Average RPI Win:	312	WON-LOST	WINNING	LAST 10	STRENGTH OF	OPP. STRENGTH	TEAM	ADJ.	CONF.	ADJ CONF.
Average RPI Loss:	160	RECORD	PCT. RANK	GAMES	SCHEDULE	OF SCHEDULE	RPI	RPI	RPI	RPI
DIV. I ONLY	4- 22	329	1- 0	137	280	304	304	25	25	
DIV. I NON-CONF.	0- 11	336	0- 0	75	202	307	307	23	23	
TOTALS	RPI 1-25	RPI 26-50	W-L RECORDS	RPI 51-100	RPI 101-150	RPI 150+				
4- 22	0- 1	0- 2	OVERALL	0- 6	0- 2	4- 11				
3- 8	0- 0	0- 1	HOME	0- 3	0- 1	3- 3				
1- 14	0- 1	0- 1	AWAY	0- 3	0- 1	1- 8				
0- 0	0- 0	0- 0	NEUTRAL	0- 0	0- 0	0- 0				
0- 11	0- 1	0- 2	NON-CONFERENCE	0- 2	0- 2	0- 4				
0- 4	0- 0	0- 1	HOME	0- 1	0- 1	0- 1				
0- 7	0- 1	0- 1	AWAY	0- 1	0- 1	0- 3				
0- 0	0- 0	0- 0	NEUTRAL	0- 0	0- 0	0- 0				
4- 11	0- 0	0- 0	CONFERENCE	0- 4	0- 0	4- 7				
3- 4	0- 0	0- 0	HOME	0- 2	0- 0	3- 2				
1- 7	0- 0	0- 0	AWAY	0- 2	0- 0	1- 5				
0- 0	0- 0	0- 0	NEUTRAL	0- 0	0- 0	0- 0				

RPI S	Opponent	Score	RPI S	Opponent	Score	RPI S	Opponent	Score	RPI S	Opponent	Score	Team's RPI: 304
19	A Arizona St.	43 81	32	H Rice	63 74	62	A Lamar University	53 79	102	H Houston	60 79	
			35	A South Dakota	43 96	62	H Lamar University	51 77	105	A Minnesota	39 75	
						78	A Arizona	42 84	159	H Abilene Christian	50 71	
						79	A SFA	48 65	173	A Nicholls St.	62 86	
						79	H SFA	56 66	185	H Sam Houston St.	56 76	
						85	H UT Arlington	49 97	227	A Massachusetts	59 71	
									241	A San Diego St.	38 81	
									244	A A&M-Corpus Christi	49 57	
									270	A Central Ark.	43 74	
									291	A New Orleans	55 58	
									291	H New Orleans	81 69	
									306	H Southeastern La.	76 69	
									322	H Weber St.	64 72	
									323	A McNeese	68 66	
									328	H Northwestern St.	100 91	
									334	A Grand Canyon	63 74	
									337	A Houston Baptist	59 60	
LAST 12 Division I GAMES:												
328	H Northwestern St.	100 91	291	A New Orleans	55 58							
79	A SFA	48 65	337	A Houston Baptist	59 60							
62	A Lamar University	53 79	291	H New Orleans	81 69							
159	H Abilene Christian	50 71	62	H Lamar University	51 77							
306	H Southeastern La.	76 69	79	H SFA	56 66							
244	A A&M-Corpus Christi	49 57	270	A Central Ark.	43 74							

Non-Div I Games:

Incarnate Word

Indiana

Through Games Of Feb. 28, 2019

Average RPI Win: 123		WON-LOST	WINNING	LAST 10	STRENGTH OF	OPP. STRENGTH	TEAM	ADJ.	CONF.	ADJ CONF.
Average RPI Loss: 76		RECORD	PCT. RANK	GAMES	SCHEDULE	OF SCHEDULE	RPI	RPI	RPI	RPI
DIV. I ONLY		18- 11	109	0- 1	46	55	51	51	4	4
DIV. I NON-CONF.		11- 1	13	0- 0	113	68	21	21	6	6
TOTALS		RPI 1-25	RPI 26-50		W-L RECORDS		RPI 51-100	RPI 101-150	RPI 150+	
18- 11	1- 1	5- 4		OVERALL		3- 2	3- 3	6- 1		
10- 4	1- 1	3- 1		HOME		2- 0	1- 2	3- 0		
6- 6	0- 0	1- 3		AWAY		1- 2	1- 1	3- 0		
2- 1	0- 0	1- 0		NEUTRAL		0- 0	1- 0	0- 1		
11- 1	0- 0	3- 0		NON-CONFERENCE		2- 0	2- 0	4- 1		
6- 0	0- 0	1- 0		HOME		2- 0	0- 0	3- 0		
3- 0	0- 0	1- 0		AWAY		0- 0	1- 0	1- 0		
2- 1	0- 0	1- 0		NEUTRAL		0- 0	1- 0	0- 1		
7- 10	1- 1	2- 4		CONFERENCE		1- 2	1- 3	2- 0		
4- 4	1- 1	2- 1		HOME		0- 0	1- 2	0- 0		
3- 6	0- 0	0- 3		AWAY		1- 2	0- 1	2- 0		
0- 0	0- 0	0- 0		NEUTRAL		0- 0	0- 0	0- 0		

RPI 1-25				RPI 26-50				RPI 51-100 Team's RPI: 51				RPI 101+			
RPI	S	Opponent	Score	RPI	S	Opponent	Score	RPI	S	Opponent	Score	RPI	S	Opponent	Score
8	H	Iowa	75 73	26	A	Rutgers	64 69	67	H	Missouri St.	98 74	105	H	Minnesota	61 65
14	H	Maryland	56 76	26	H	Rutgers	61 69	72	A	Ohio St.	50 55	108	N	Loyola Marymount	67 43
				31	A	UCLA	67 65	81	A	Purdue	53 56	112	A	Northwestern	49 69
				35	N	South Dakota	68 60	87	A	Nebraska	82 78	112	H	Northwestern	69 75
				40	A	Michigan St.	61 77	97	H	Northern Ill.	91 73	127	H	Penn St.	83 75
				40	H	Michigan St.	68 64					142	A	Wake Forest	87 73
				44	A	Michigan	58 67					189	A	Wisconsin	75 68
				44	H	Michigan	70 60					194	H	Milwaukee	68 66
				49	H	Butler	66 46					201	N	Grambling	62 65
LAST 12 Division I GAMES:															
112	A	Northwestern	49 69	87	A	Nebraska	82 78	213	A	Illinois	85 83	222	H	Florida	83 64
8	H	Iowa	75 73	26	A	Rutgers	64 69	253	H	North Florida	75 52	313	A	Oakland	59 32
26	H	Rutgers	61 69	14	H	Maryland	56 76								
44	A	Michigan	58 67	44	H	Michigan	70 60								
40	A	Michigan St.	61 77	81	A	Purdue	53 56								
105	H	Minnesota	61 65	112	H	Northwestern	69 75								

Non-Div I Games:

Indiana

■ Loss,
 ■ Non-Conf,
 ■ S Site,
 ■ H Home
 ■ A Away
 N Neutral

Average RPI Win:	254	WON-LOST	WINNING	LAST 10	STRENGTH OF	OPP. STRENGTH	TEAM	ADJ.	CONF.	ADJ CONF.
Average RPI Loss:	141	RECORD	PCT. RANK	GAMES	SCHEDULE	OF SCHEDULE	RPI	RPI	RPI	RPI
DIV. I ONLY	10- 15	231	0- 1	158	250	187	187	13	13	
DIV. I NON-CONF.	5- 5	162	0- 0	261	333	187	187	15	15	
TOTALS	RPI 1-25	RPI 26-50	W-L RECORDS	RPI 51-100	RPI 101-150	RPI 150+				
10- 15	0- 2	0- 1	OVERALL	0- 3	1- 1	9- 8				
3- 5	0- 1	0- 0	HOME	0- 1	0- 1	3- 2				
7- 9	0- 1	0- 1	AWAY	0- 2	1- 0	6- 5				
0- 1	0- 0	0- 0	NEUTRAL	0- 0	0- 0	0- 1				
5- 5	0- 0	0- 1	NON-CONFERENCE	0- 0	0- 1	5- 3				
1- 1	0- 0	0- 0	HOME	0- 0	0- 1	1- 0				
4- 3	0- 0	0- 1	AWAY	0- 0	0- 0	4- 2				
0- 1	0- 0	0- 0	NEUTRAL	0- 0	0- 0	0- 1				
5- 10	0- 2	0- 0	CONFERENCE	0- 3	1- 0	4- 5				
2- 4	0- 1	0- 0	HOME	0- 1	0- 0	2- 2				
3- 6	0- 1	0- 0	AWAY	0- 2	1- 0	2- 3				
0- 0	0- 0	0- 0	NEUTRAL	0- 0	0- 0	0- 0				

RPI S	Opponent	Score	RPI S	Opponent	Score	RPI S	Opponent	Score	RPI S	Opponent	Score	Team's RPI: 187
23	A Drake	77 96	49	A Butler	49 72	67	A Missouri St.	58 71	134	H IUPUI	59 64	
23	H Drake	68 70				90	A UNI	63 71	146	A Southern Ill.	61 58	
						90	H UNI	51 71	154	A Illinois St.	70 78	
									154	H Illinois St.	59 44	
									160	A Bradley	80 81	
									160	H Bradley	45 61	
									178	A Saint Louis	60 56	
									182	N UC Irvine	61 77	
									203	A Marshall	62 53	
									213	A Illinois	57 75	
									232	A Southeast Mo. St.	62 51	
									243	A Loyola Chicago	54 56	
									243	H Loyola Chicago	36 44	
									287	A Eastern Ill.	39 63	
									312	A Valparaiso	86 82	
									312	H Valparaiso	67 59	
									333	A Evansville	76 69	
									334	A Grand Canyon	88 81	
									339	H UIC	60 53	
LAST 12 Division I GAMES:												
23	A Drake	77 96	333	A Evansville	76 69							
90	A UNI	63 71	90	H UNI	51 71							
312	H Valparaiso	67 59	23	H Drake	68 70							
243	H Loyola Chicago	36 44	243	A Loyola Chicago	54 56							
154	A Illinois St.	70 78	312	A Valparaiso	86 82							
160	A Bradley	80 81	160	H Bradley	45 61							

Non-Div I Games: Davenport 79 43

Indiana St.

■ Loss,
 ■ Non-Conf,
 ■ S Site,
 ■ H Home
 ■ A Away
 N Neutral

Average RPI Win: 278	WON-LOST	WINNING	LAST 10	STRENGTH OF	OPP. STRENGTH	TEAM	ADJ.	CONF.	ADJ CONF.
Average RPI Loss: 187	RECORD	PCT. RANK	GAMES	SCHEDULE	OF SCHEDULE	RPI	RPI	RPI	RPI
DIV. I ONLY	4- 25	336	1- 0	221	252	324	324	26	26
DIV. I NON-CONF.	1- 10	330	0- 0	67	83	283	283	27	27
TOTALS	RPI 1-25	RPI 26-50	W-L RECORDS	RPI 51-100	RPI 101-150	RPI 150+			
4- 25	0- 1	0- 2	OVERALL	0- 2	0- 4	4- 16			
2- 13	0- 1	0- 1	HOME	0- 1	0- 2	2- 8			
2- 12	0- 0	0- 1	AWAY	0- 1	0- 2	2- 8			
0- 0	0- 0	0- 0	NEUTRAL	0- 0	0- 0	0- 0			
1- 10	0- 1	0- 1	NON-CONFERENCE	0- 2	0- 3	1- 3			
1- 5	0- 1	0- 0	HOME	0- 1	0- 2	1- 1			
0- 5	0- 0	0- 1	AWAY	0- 1	0- 1	0- 2			
0- 0	0- 0	0- 0	NEUTRAL	0- 0	0- 0	0- 0			
3- 15	0- 0	0- 1	CONFERENCE	0- 0	0- 1	3- 13			
1- 8	0- 0	0- 1	HOME	0- 0	0- 0	1- 7			
2- 7	0- 0	0- 0	AWAY	0- 0	0- 1	2- 6			
0- 0	0- 0	0- 0	NEUTRAL	0- 0	0- 0	0- 0			

RPI 1-25				RPI 26-50				RPI 51-100				RPI 101+ Team's RPI: 324			
RPI	S	Opponent	Score	RPI	S	Opponent	Score	RPI	S	Opponent	Score	RPI	S	Opponent	Score
24	H	Central Mich.	39 82	46	H	Quinnipiac	39 76	73	H	Penn	43 66	104	H	St. John's (NY)	35 61
				48	A	Bucknell	43 81	88	A	Toledo	38 84	111	H	Fordham	40 57
												129	A	Marist	36 76
												147	A	Kansas	44 75
												151	H	Stony Brook	51 53
												169	A	Temple	39 59
												177	A	Rider	64 75
												177	H	Rider	58 66
												195	H	George Washington	52 43
												218	A	Hofstra	49 74
												234	A	Monmouth	52 51
												234	H	Monmouth	38 55
												267	A	Niagara	53 72
												267	H	Niagara	46 58
												269	A	Siena	47 59
												269	H	Siena	45 66
												277	A	Manhattan	33 55
												277	H	Manhattan	52 54
												278	A	Canisius	47 67
												278	H	Canisius	40 48
												293	A	Fairfield	56 67
												293	H	Fairfield	42 55
												342	A	Saint Peter's	58 53
												342	H	Saint Peter's	61 57
LAST 12 Division I GAMES:															
				342	A	Saint Peter's	58 53					269	H	Siena	45 66
				293	A	Fairfield	56 67					267	A	Niagara	53 72
				277	H	Manhattan	52 54					278	A	Canisius	47 67
				342	H	Saint Peter's	61 57					46	H	Quinnipiac	39 76
				234	A	Monmouth	52 51					293	H	Fairfield	42 55
				177	A	Rider	64 75					129	A	Marist	36 76

Non-Div I Games:

Iona

■ Loss,
 ■ Non-Conf, S Site,
 ■ Home
 ■ Away
 N Neutral

Average RPI Win: 112		WON-LOST	WINNING	LAST 10	STRENGTH OF	OPP. STRENGTH	TEAM	ADJ.	CONF.	ADJ CONF.
Average RPI Loss: 40		RECORD	PCT. RANK	GAMES	SCHEDULE	OF SCHEDULE	RPI	RPI	RPI	RPI
DIV. I ONLY		22- 6	29	0- 1	12	44	8	8	4	4
DIV. I NON-CONF.		9- 2	43	0- 1	12	52	9	9	6	6
TOTALS		RPI 1-25	RPI 26-50		W-L RECORDS		RPI 51-100	RPI 101-150		RPI 150+
22- 6	3- 2	3- 2		OVERALL		6- 2	4- 0		6- 0	
14- 0	2- 0	3- 0		HOME		3- 0	1- 0		5- 0	
7- 5	1- 1	0- 2		AWAY		2- 2	3- 0		1- 0	
1- 1	0- 1	0- 0		NEUTRAL		1- 0	0- 0		0- 0	
9- 2	2- 2	0- 0		NON-CONFERENCE		2- 0	2- 0		3- 0	
6- 0	1- 0	0- 0		HOME		1- 0	1- 0		3- 0	
2- 1	1- 1	0- 0		AWAY		0- 0	1- 0		0- 0	
1- 1	0- 1	0- 0		NEUTRAL		1- 0	0- 0		0- 0	
13- 4	1- 0	3- 2		CONFERENCE		4- 2	2- 0		3- 0	
8- 0	1- 0	3- 0		HOME		2- 0	0- 0		2- 0	
5- 4	0- 0	0- 2		AWAY		2- 2	2- 0		1- 0	
0- 0	0- 0	0- 0		NEUTRAL		0- 0	0- 0		0- 0	

RPI 1-25				RPI 26-50				RPI 51-100				RPI 101+			
RPI	S	Opponent	Score	RPI	S	Opponent	Score	RPI	S	Opponent	Score	RPI	S	Opponent	Score
1	A	Notre Dame	71 105	26	H	Rutgers	72 66	51	A	Indiana	73 75	105	A	Minnesota	81 63
12	H	Iowa St.	73 70	40	A	Michigan St.	70 84	72	A	Ohio St.	78 52	121	A	Western Ky.	104 67
14	H	Maryland	86 73	40	H	Michigan St.	86 71	74	N	West Virginia	84 81	127	A	Penn St.	81 61
22	N	Florida St.	67 71	44	A	Michigan	81 90	81	A	Purdue	57 62	134	H	IUPUI	72 58
23	A	Drake	91 82	44	H	Michigan	75 61	81	H	Purdue	72 58	167	H	Oral Roberts	90 77
								87	A	Nebraska	74 58	189	H	Wisconsin	71 53
								87	H	Nebraska	77 71	197	H	Robert Morris	92 63
								90	H	UNI	83 57	213	A	Illinois	94 75
												213	H	Illinois	88 66
												338	H	N.C. Central	106 39
LAST 12 Division I GAMES:															
22	N	Florida St.	67 71	40	H	Michigan St.	86 71	127	A	Penn St.	81 61				
87	A	Nebraska	74 58	44	A	Michigan	81 90	81	H	Purdue	72 58				
51	A	Indiana	73 75	26	H	Rutgers	72 66	72	A	Ohio St.	78 52				
14	H	Maryland	86 73	74	N	West Virginia	84 81	81	H	Purdue	72 58				
213	H	Illinois	88 66	87	A	Nebraska	74 58	87	H	Nebraska	77 71				
72	A	Ohio St.	78 52	90	H	UNI	83 57	90	H	UNI	83 57				

Non-Div I Games:

Iowa

■ Loss,
■ Non-Conf, S Site,
■ Home
■ Away
N Neutral

Average RPI Win:	114	WON-LOST	WINNING	LAST 10	STRENGTH OF	OPP. STRENGTH	TEAM	ADJ.	CONF.	ADJ CONF.
Average RPI Loss:	27	RECORD	PCT. RANK	GAMES	SCHEDULE	OF SCHEDULE	RPI	RPI	RPI	RPI
DIV. I ONLY	21- 7	45	3- 0	6	33	12	12	3	3	
DIV. I NON-CONF.	10- 2	37	3- 0	13	107	10	10	3	3	
TOTALS	RPI 1-25	RPI 26-50	W-L RECORDS	RPI 51-100	RPI 101-150	RPI 150+				
21- 7	2- 3	5- 3	OVERALL	3- 1	7- 0	4- 0				
15- 2	2- 1	4- 1	HOME	3- 0	3- 0	3- 0				
5- 5	0- 2	1- 2	AWAY	0- 1	4- 0	0- 0				
1- 0	0- 0	0- 0	NEUTRAL	0- 0	0- 0	1- 0				
10- 2	2- 1	2- 1	NON-CONFERENCE	2- 0	0- 0	4- 0				
9- 0	2- 0	2- 0	HOME	2- 0	0- 0	3- 0				
0- 2	0- 1	0- 1	AWAY	0- 0	0- 0	0- 0				
1- 0	0- 0	0- 0	NEUTRAL	0- 0	0- 0	1- 0				
11- 5	0- 2	3- 2	CONFERENCE	1- 1	7- 0	0- 0				
6- 2	0- 1	2- 1	HOME	1- 0	3- 0	0- 0				
5- 3	0- 1	1- 1	AWAY	0- 1	4- 0	0- 0				
0- 0	0- 0	0- 0	NEUTRAL	0- 0	0- 0	0- 0				

RPI	S	Opponent	Score	RPI	S	Opponent	Score	RPI	S	Opponent	Score	RPI	S	Opponent	Score
2	A	Baylor	69 84	28	H	Texas	62 64	74	A	West Virginia	64 73	128	A	Oklahoma St.	84 71
2	H	Baylor	60 73	34	A	Kansas St.	81 52	74	H	West Virginia	77 61	128	H	Oklahoma St.	89 67
8	A	Iowa	70 73	34	H	Kansas St.	96 58	97	H	Northern Ill.	70 60	130	A	Oklahoma	91 70
17	H	Miami (FL)	75 52	35	A	South Dakota	59 64	99	H	Arkansas	91 82	130	H	Oklahoma	104 78
23	H	Drake	86 81	41	A	TCU	69 76					144	A	Texas Tech	64 62
				41	H	TCU	92 54					144	H	Texas Tech	105 66
				48	H	Bucknell	86 61					147	A	Kansas	82 73
				50	H	Auburn	67 64					199	N	Eastern Mich.	85 59
												207	H	Prairie View	94 46
												249	H	North Dakota	87 35
												267	H	Niagara	95 35
LAST 12 Division I GAMES:															
				97	H	Northern Ill.	70 60	128	H	Oklahoma St.	89 67				
				50	H	Auburn	67 64	41	A	TCU	69 76				
				17	H	Miami (FL)	75 52	74	H	West Virginia	77 61				
				144	A	Texas Tech	64 62	34	A	Kansas St.	81 52				
				2	H	Baylor	60 73	144	H	Texas Tech	105 66				
				130	A	Oklahoma	91 70	128	A	Oklahoma St.	84 71				

Non-Div I Games:

Iowa St.

■ Loss,
■ Non-Conf,
■ S Site,
■ H Home
■ A Away
N Neutral

Average RPI Win:	280	WON-LOST	WINNING	LAST 10	STRENGTH OF	OPP. STRENGTH	TEAM	ADJ.	CONF.	ADJ CONF.
Average RPI Loss:	191	RECORD	PCT. RANK	GAMES	SCHEDULE	OF SCHEDULE	RPI	RPI	RPI	RPI
DIV. I ONLY	10- 13	214	1- 0	321	314	279	279	29	29	
DIV. I NON-CONF.	2- 7	288	0- 0	229	230	295	295	28	28	
TOTALS	RPI 1-25	RPI 26-50	W-L RECORDS	RPI 51-100	RPI 101-150	RPI 150+				
10- 13	0- 1	0- 0	OVERALL	0- 2	0- 1	10- 9				
6- 3	0- 0	0- 0	HOME	0- 0	0- 0	6- 3				
3- 9	0- 1	0- 0	AWAY	0- 2	0- 0	3- 6				
1- 1	0- 0	0- 0	NEUTRAL	0- 0	0- 1	1- 0				
2- 7	0- 1	0- 0	NON-CONFERENCE	0- 2	0- 1	2- 3				
1- 1	0- 0	0- 0	HOME	0- 0	0- 0	1- 1				
0- 5	0- 1	0- 0	AWAY	0- 2	0- 0	0- 2				
1- 1	0- 0	0- 0	NEUTRAL	0- 0	0- 1	1- 0				
8- 6	0- 0	0- 0	CONFERENCE	0- 0	0- 0	8- 6				
5- 2	0- 0	0- 0	HOME	0- 0	0- 0	5- 2				
3- 4	0- 0	0- 0	AWAY	0- 0	0- 0	3- 4				
0- 0	0- 0	0- 0	NEUTRAL	0- 0	0- 0	0- 0				

RPI 1-25			RPI 26-50			RPI 51-100			RPI 101+ Team's RPI: 279		
RPI	S	Opponent	Score	RPI	S	RPI	S	Opponent	Score	RPI	S
9	A	Mississippi St.	38 105			85	A	UT Arlington	63 99	141	N
						99	A	Arkansas	57 76		A
										173	A
										173	H
										201	A
										201	H
										206	A
										207	A
										207	H
										242	A
										242	H
										260	A
										261	A
										270	H
										290	A
										306	H
										327	H
										339	N
										345	H
										351	A
										351	H
LAST 12 Division I GAMES:											
201	H	Grambling	89 60	327	H	Mississippi Val.	87 56				
242	H	Texas Southern	73 64	201	A	Grambling	77 74				
207	H	Prairie View	80 89	242	A	Texas Southern	67 76				
173	A	Southern U.	59 52	207	A	Prairie View	57 76				
351	A	Alcorn	82 61	173	H	Southern U.	74 76				
345	H	Ark.-Pine Bluff	60 41	351	H	Alcorn	88 66				

Non-Div I Games: Spring Hill 105 57 Millsaps 88 38

Jackson St.

Loss, Non-Conf, S Site, H Home A Away N Neutral

Jacksonville

Through Games Of Feb. 28, 2019

Average RPI Win: 280	WON-LOST	WINNING	LAST 10	STRENGTH OF	OPP. STRENGTH	TEAM	ADJ.	CONF.	ADJ CONF.
Average RPI Loss: 172	RECORD	PCT. RANK	GAMES	SCHEDULE	OF SCHEDULE	RPI	RPI	RPI	RPI
DIV. I ONLY	11- 14	211	0- 1	270	292	229	229	24	24
DIV. I NON-CONF.	4- 6	212	0- 0	144	287	176	176	26	26
TOTALS	RPI 1-25	RPI 26-50	W-L RECORDS	RPI 51-100	RPI 101-150	RPI 150+			
11- 14	0- 2	0- 0	OVERALL	0- 2	1- 1	10- 9			
5- 4	0- 0	0- 0	HOME	0- 0	1- 0	4- 4			
6- 8	0- 2	0- 0	AWAY	0- 1	0- 1	6- 4			
0- 2	0- 0	0- 0	NEUTRAL	0- 1	0- 0	0- 1			
4- 6	0- 2	0- 0	NON-CONFERENCE	0- 1	1- 1	3- 2			
1- 1	0- 0	0- 0	HOME	0- 0	1- 0	0- 1			
3- 3	0- 2	0- 0	AWAY	0- 0	0- 1	3- 0			
0- 2	0- 0	0- 0	NEUTRAL	0- 1	0- 0	0- 1			
7- 8	0- 0	0- 0	CONFERENCE	0- 1	0- 0	7- 7			
4- 3	0- 0	0- 0	HOME	0- 0	0- 0	4- 3			
3- 5	0- 0	0- 0	AWAY	0- 1	0- 0	3- 4			
0- 0	0- 0	0- 0	NEUTRAL	0- 0	0- 0	0- 0			

RPI 1-25			RPI 26-50			RPI 51-100			RPI 101+ Team's RPI: 229		
RPI	S	Opponent	Score	RPI	S	Opponent	Score	RPI	S	Opponent	Score
16	A	Texas A&M	53 73					127	A	Penn St.	61 80
22	A	Florida St.	46 79					143	H	Mercer	71 66
								175	A	North Ala.	59 68
								175	H	North Ala.	59 62
								204	H	Bethune-Cookman	56 58
								205	A	Stetson	46 54
								205	H	Stetson	56 69
								212	A	Liberty	64 52
								212	H	Liberty	75 85
								253	A	North Florida	80 72
								253	H	North Florida	75 63
								290	N	Alabama A&M	60 65
								295	A	Charleston So.	68 58
								297	A	Kennesaw St.	55 75
								297	H	Kennesaw St.	68 53
								315	A	FIU	73 62
								319	A	NJIT	61 56
								319	H	NJIT	69 55
								325	A	Lipscomb	58 61
								325	H	Lipscomb	62 47
								349	A	Savannah St.	68 58
LAST 12 Division I GAMES:											
175	A	North Ala.	59 68	70	A	FGCU	58 82				
319	H	NJIT	69 55	205	H	Stetson	56 69				
253	H	North Florida	75 63	212	H	Liberty	75 85				
205	A	Stetson	46 54	253	A	North Florida	80 72				
325	A	Lipscomb	58 61	319	A	NJIT	61 56				
297	H	Kennesaw St.	68 53	175	H	North Ala.	59 62				

Non-Div I Games: Webber Int'l 73 39 Edward Waters 100 48 Warner 105 55

Jacksonville

Loss, Non-Conf, S Site, H Home A Away N Neutral

Average RPI Win:	268	WON-LOST	WINNING	LAST 10	STRENGTH OF	OPP. STRENGTH	TEAM	ADJ.	CONF.	ADJ CONF.
Average RPI Loss:	141	RECORD	PCT. RANK	GAMES	SCHEDULE	OF SCHEDULE	RPI	RPI	RPI	RPI
DIV. I ONLY	13- 14	183	0- 1	266	234	216	216	22	22	
DIV. I NON-CONF.	5- 5	162	0- 1	253	185	192	192	22	22	
TOTALS	RPI 1-25	RPI 26-50	W-L RECORDS	RPI 51-100	RPI 101-150	RPI 150+				
13- 14	0- 0	0- 1	OVERALL	0- 4	2- 4	11- 5				
6- 6	0- 0	0- 1	HOME	0- 2	2- 0	4- 3				
7- 6	0- 0	0- 0	AWAY	0- 1	0- 3	7- 2				
0- 2	0- 0	0- 0	NEUTRAL	0- 1	0- 1	0- 0				
5- 5	0- 0	0- 1	NON-CONFERENCE	0- 2	1- 2	4- 0				
1- 2	0- 0	0- 1	HOME	0- 1	1- 0	0- 0				
4- 1	0- 0	0- 0	AWAY	0- 0	0- 1	4- 0				
0- 2	0- 0	0- 0	NEUTRAL	0- 1	0- 1	0- 0				
8- 9	0- 0	0- 0	CONFERENCE	0- 2	1- 2	7- 5				
5- 4	0- 0	0- 0	HOME	0- 1	1- 0	4- 3				
3- 5	0- 0	0- 0	AWAY	0- 1	0- 2	3- 2				
0- 0	0- 0	0- 0	NEUTRAL	0- 0	0- 0	0- 0				

RPI 1-25				RPI 26-50				RPI 51-100				RPI 101+ Team's RPI: 216			
RPI	S	Opponent	Score	RPI	S	Opponent	Score	RPI	S	Opponent	Score	RPI	S	Opponent	Score
				45	H	Miami (OH)	41 58					118	A	UT Martin	72 77
								63	A	Belmont	52 66	131	A	Morehead St.	55 66
								63	H	Belmont	41 64	131	H	Morehead St.	68 57
								83	N	Harvard	62 69	132	H	Georgia St.	61 56
								92	H	Troy	63 89	144	A	Texas Tech	58 71
												145	N	Washington St.	51 64
												161	A	Tennessee Tech	59 62
												161	H	Tennessee Tech	49 66
												211	A	Ole Miss	60 49
												219	H	SIUE	47 51
												232	A	Southeast Mo. St.	56 39
												257	H	Austin Peay	67 56
												265	H	Murray St.	59 64
												287	A	Eastern Ill.	49 52
												287	H	Eastern Ill.	78 49
												290	A	Alabama A&M	55 48
												302	A	Tennessee St.	62 52
												302	H	Tennessee St.	76 73
												325	A	Lipscomb	58 46
												332	A	Eastern Ky.	53 44
												332	H	Eastern Ky.	69 64
												348	A	Florida A&M	62 31
LAST 12 Division I GAMES:															
				145	N	Washington St.	51 64					232	A	Southeast Mo. St.	56 39
				287	A	Eastern Ill.	49 52					118	A	UT Martin	72 77
				332	H	Eastern Ky.	69 64					257	H	Austin Peay	67 56
				131	H	Morehead St.	68 57					265	H	Murray St.	59 64
				302	H	Tennessee St.	76 73					131	A	Morehead St.	55 66
				161	A	Tennessee Tech	59 62					332	A	Eastern Ky.	53 44

Non-Div I Games: Montevallo 84 52

Jacksonville St.

■ Loss,
 ■ Non-Conf, S Site,
 ■ Home
 ■ Away
 N Neutral

Average RPI Win:	183	WON-LOST	WINNING	LAST 10	STRENGTH OF	OPP. STRENGTH	TEAM	ADJ.	CONF.	ADJ CONF.
Average RPI Loss:	120	RECORD	PCT. RANK	GAMES	SCHEDULE	OF SCHEDULE	RPI	RPI	RPI	RPI
DIV. I ONLY	22- 4	13	1- 0	177	108	37	37	10	10	
DIV. I NON-CONF.	8- 3	72	0- 0	192	152	67	67	10	10	
TOTALS	RPI 1-25	RPI 26-50	W-L RECORDS	RPI 51-100	RPI 101-150	RPI 150+				
22- 4	0- 1	0- 0	OVERALL	2- 0	7- 2	13- 1				
12- 0	0- 0	0- 0	HOME	1- 0	5- 0	6- 0				
10- 4	0- 1	0- 0	AWAY	1- 0	2- 2	7- 1				
0- 0	0- 0	0- 0	NEUTRAL	0- 0	0- 0	0- 0				
8- 3	0- 1	0- 0	NON-CONFERENCE	1- 0	2- 1	5- 1				
5- 0	0- 0	0- 0	HOME	1- 0	2- 0	2- 0				
3- 3	0- 1	0- 0	AWAY	0- 0	0- 1	3- 1				
0- 0	0- 0	0- 0	NEUTRAL	0- 0	0- 0	0- 0				
14- 1	0- 0	0- 0	CONFERENCE	1- 0	5- 1	8- 0				
7- 0	0- 0	0- 0	HOME	0- 0	3- 0	4- 0				
7- 1	0- 0	0- 0	AWAY	1- 0	2- 1	4- 0				
0- 0	0- 0	0- 0	NEUTRAL	0- 0	0- 0	0- 0				

RPI 1-25				RPI 26-50		Team's RPI: 37		RPI 51-100				RPI 101+			
RPI	S	Opponent	Score	RPI	S	Opponent	Score	RPI	S	Opponent	Score	RPI	S	Opponent	Score
14	A	Maryland	63 87					64	A	Drexel	51 35	104	H	St. John's (NY)	64 51
								93	H	Georgetown	69 57	110	H	Towson	71 59
												115	A	Northeastern	58 51
												115	H	Northeastern	84 49
												122	H	Dayton	68 55
												123	A	UNCW	63 66
												123	H	UNCW	58 51
												142	A	Wake Forest	49 50
												148	A	Delaware	68 43
												171	A	William & Mary	78 65
												171	H	William & Mary	65 48
												195	H	George Washington	50 37
												197	A	Robert Morris	59 36
												202	A	Hampton	65 72
												212	A	Liberty	74 53
												214	A	Elon	74 46
												214	H	Elon	82 30
												218	A	Hofstra	59 44
												218	H	Hofstra	77 54
												289	A	Col. of Charleston	91 50
												289	H	Col. of Charleston	76 35
												292	H	Winthrop	56 39
												343	A	Delaware St.	103 57
LAST 12 Division I GAMES:															
				171	A	William & Mary	78 65					110	H	Towson	71 59
				214	A	Elon	74 46					214	H	Elon	82 30
				123	H	UNCW	58 51					171	H	William & Mary	65 48
				289	H	Col. of Charleston	76 35					289	A	Col. of Charleston	91 50
				218	A	Hofstra	59 44					123	A	UNCW	63 66
				115	A	Northeastern	58 51					115	H	Northeastern	84 49

Non-Div I Games:

James Madison

■ Loss,
 ■ Non-Conf, S Site,
 ■ Home
 ■ Away
 N Neutral

Kansas

Through Games Of Feb. 28, 2019

Average RPI Win:	181	WON-LOST	WINNING	LAST 10	STRENGTH OF	OPP. STRENGTH	TEAM	ADJ.	CONF.	ADJ CONF.
Average RPI Loss:	68	RECORD	PCT. RANK	GAMES	SCHEDULE	OF SCHEDULE	RPI	RPI	RPI	RPI
DIV. I ONLY	12- 15	204	1- 0	67	39	147	147	3	3	
DIV. I NON-CONF.	10- 1	17	1- 0	219	222	44	44	3	3	
TOTALS	RPI 1-25	RPI 26-50	W-L RECORDS	RPI 51-100	RPI 101-150	RPI 150+				
12- 15	0- 3	1- 5	OVERALL	1- 2	3- 5	7- 0				
8- 7	0- 2	0- 3	HOME	0- 0	1- 2	7- 0				
2- 8	0- 1	1- 2	AWAY	1- 2	0- 3	0- 0				
2- 0	0- 0	0- 0	NEUTRAL	0- 0	2- 0	0- 0				
10- 1	0- 0	0- 0	NON-CONFERENCE	1- 1	2- 0	7- 0				
7- 0	0- 0	0- 0	HOME	0- 0	0- 0	7- 0				
1- 1	0- 0	0- 0	AWAY	1- 1	0- 0	0- 0				
2- 0	0- 0	0- 0	NEUTRAL	0- 0	2- 0	0- 0				
2- 14	0- 3	1- 5	CONFERENCE	0- 1	1- 5	0- 0				
1- 7	0- 2	0- 3	HOME	0- 0	1- 2	0- 0				
1- 7	0- 1	1- 2	AWAY	0- 1	0- 3	0- 0				
0- 0	0- 0	0- 0	NEUTRAL	0- 0	0- 0	0- 0				

RPI	S	Opponent	Score	RPI	S	Opponent	Score	RPI	S	Opponent	Score	RPI	S	Opponent	Score	Team's RPI: 147
2	A	Baylor	40 80	28	A	Texas	43 62	61	A	LSU	68 61	112	N	Northwestern	66 57	
2	H	Baylor	68 94	28	H	Texas	73 91	74	A	West Virginia	50 71	128	A	Oklahoma St.	52 72	
12	H	Iowa St.	73 82	34	A	Kansas St.	61 54	87	A	Nebraska	52 58	128	H	Oklahoma St.	62 72	
				34	H	Kansas St.	62 72					130	A	Oklahoma	67 78	
				41	A	TCU	53 58					130	H	Oklahoma	88 79	
				41	H	TCU	66 76					144	A	Texas Tech	66 69	
												144	H	Texas Tech	71 75	
												145	N	Washington St.	71 63	
												167	H	Oral Roberts	70 58	
												196	H	George Mason	77 56	
												201	H	Grambling	76 45	
												226	H	UMKC	67 55	
												283	H	Vermont	77 36	
												290	H	Alabama A&M	65 54	
												324	H	Iona	75 44	
LAST 12 Division I GAMES:																
112	N	Northwestern	66 57	28	H	Texas	73 91									
41	H	TCU	66 76	34	H	Kansas St.	62 72									
128	A	Oklahoma St.	52 72	74	A	West Virginia	50 71									
2	A	Baylor	40 80	130	H	Oklahoma	88 79									
144	H	Texas Tech	71 75	41	A	TCU	53 58									
130	A	Oklahoma	67 78	28	A	Texas	43 62									

Non-Div I Games:

Kansas

Loss, Non-Conf, S Site, H Home A Away N Neutral

Average RPI Win:	129	WON-LOST	WINNING	LAST 10	STRENGTH OF	OPP. STRENGTH	TEAM	ADJ.	CONF.	ADJ CONF.
Average RPI Loss:	34	RECORD	PCT. RANK	GAMES	SCHEDULE	OF SCHEDULE	RPI	RPI	RPI	RPI
DIV. I ONLY	18- 10	93	1- 0	17	16	34	34	3	3	
DIV. I NON-CONF.	9- 3	61	0- 0	69	25	46	46	3	3	
TOTALS	RPI 1-25	RPI 26-50	W-L RECORDS	RPI 51-100	RPI 101-150	RPI 150+				
18- 10	0- 7	3- 1	OVERALL	5- 1	5- 1	5- 0				
11- 4	0- 2	1- 1	HOME	3- 0	2- 1	5- 0				
6- 3	0- 2	2- 0	AWAY	1- 1	3- 0	0- 0				
1- 3	0- 3	0- 0	NEUTRAL	1- 0	0- 0	0- 0				
9- 3	0- 3	0- 0	NON-CONFERENCE	4- 0	0- 0	5- 0				
7- 0	0- 0	0- 0	HOME	2- 0	0- 0	5- 0				
1- 0	0- 0	0- 0	AWAY	1- 0	0- 0	0- 0				
1- 3	0- 3	0- 0	NEUTRAL	1- 0	0- 0	0- 0				
9- 7	0- 4	3- 1	CONFERENCE	1- 1	5- 1	0- 0				
4- 4	0- 2	1- 1	HOME	1- 0	2- 1	0- 0				
5- 3	0- 2	2- 0	AWAY	0- 1	3- 0	0- 0				
0- 0	0- 0	0- 0	NEUTRAL	0- 0	0- 0	0- 0				

RPI	S	Opponent	Score	RPI	S	Opponent	Score	Team's RPI: 34	RPI	S	Opponent	Score	RPI	S	Opponent	Score
2	A	Baylor	50 65	28	A	Texas	69 60		62	H	Lamar University	73 55	128	H	Oklahoma St.	59 48
2	H	Baylor	48 71	28	H	Texas	87 69		66	N	Princeton	80 61	130	A	Oklahoma	83 75
10	N	Syracuse	61 70	41	A	TCU	75 72		74	A	West Virginia	30 60	130	H	Oklahoma	86 56
12	A	Iowa St.	58 96	41	H	TCU	47 61		74	H	West Virginia	90 79	144	A	Texas Tech	66 62
12	H	Iowa St.	52 81						75	A	Little Rock	53 47	147	A	Kansas	72 62
19	N	Arizona St.	51 65						90	H	UNI	72 62	147	H	Kansas	54 61
25	N	DePaul	59 79										176	H	North Texas	60 42
													179	H	Vanderbilt	72 61
													226	H	UMKC	61 50
													270	H	Central Ark.	70 54
													320	H	Omaha	61 46
LAST 12 Division I GAMES:																
74	H	West Virginia	90 79	12	H	Iowa St.	52 81		41	H	TCU	47 61				
41	A	TCU	75 72	74	A	West Virginia	30 60		128	H	Oklahoma St.	59 48				
28	A	Texas	69 60	144	A	Texas Tech	66 62		28	H	Texas	87 69				
2	H	Baylor	48 71													
130	A	Oklahoma	83 75													
147	A	Kansas	72 62													

Non-Div I Games:

Kansas St.

Average RPI Win:	269	WON-LOST	WINNING	LAST 10	STRENGTH OF	OPP. STRENGTH	TEAM	ADJ.	CONF.	ADJ CONF.
Average RPI Loss:	176	RECORD	PCT. RANK	GAMES	SCHEDULE	OF SCHEDULE	RPI	RPI	RPI	RPI
DIV. I ONLY	7- 19	291	0- 1	189	295	297	297	24	24	
DIV. I NON-CONF.	3- 9	271	0- 0	159	282	276	276	26	26	
TOTALS	RPI 1-25	RPI 26-50	W-L RECORDS	RPI 51-100	RPI 101-150	RPI 150+				
7- 19	0- 0	0- 2	OVERALL	0- 2	0- 4	7- 11				
6- 3	0- 0	0- 0	HOME	0- 1	0- 0	6- 2				
0- 12	0- 0	0- 1	AWAY	0- 1	0- 3	0- 7				
1- 4	0- 0	0- 1	NEUTRAL	0- 0	0- 1	1- 2				
3- 9	0- 0	0- 2	NON-CONFERENCE	0- 0	0- 4	3- 3				
2- 0	0- 0	0- 0	HOME	0- 0	0- 0	2- 0				
0- 5	0- 0	0- 1	AWAY	0- 0	0- 3	0- 1				
1- 4	0- 0	0- 1	NEUTRAL	0- 0	0- 1	1- 2				
4- 10	0- 0	0- 0	CONFERENCE	0- 2	0- 0	4- 8				
4- 3	0- 0	0- 0	HOME	0- 1	0- 0	4- 2				
0- 7	0- 0	0- 0	AWAY	0- 1	0- 0	0- 6				
0- 0	0- 0	0- 0	NEUTRAL	0- 0	0- 0	0- 0				

RPI 1-25				RPI 26-50				RPI 51-100				RPI 101+				Team's RPI: 297
RPI	S	Opponent	Score	RPI	S	Opponent	Score	RPI	S	Opponent	Score	RPI	S	Opponent	Score	
				40	N	Michigan St.	51 75	70	A	FGCU	48 79	109	N	Idaho St.	49 60	
				43	A	Georgia Tech	35 60	70	H	FGCU	46 69	132	A	Georgia St.	73 79	
												139	A	Seton Hall	80 102	
												143	A	Mercer	48 64	
												175	A	North Ala.	55 80	
												175	H	North Ala.	74 72	
												204	N	Bethune-Cookman	61 64	
												205	A	Stetson	69 76	
												210	H	Furman	74 63	
												212	A	Liberty	55 68	
												212	H	Liberty	61 67	
												221	A	East Carolina	56 68	
												229	A	Jacksonville	53 68	
												229	H	Jacksonville	75 55	
												253	A	North Florida	66 74	
												253	H	North Florida	60 71	
												284	H	Ga. Southern	78 59	
												309	N	UMBC	53 57	
												319	A	NJIT	60 66	
												319	H	NJIT	70 47	
												325	H	Lipscomb	67 36	
												338	N	N.C. Central	78 54	
LAST 12 Division I GAMES:																
				212	A	Liberty	55 68	229	A	Jacksonville	53 68					
				70	A	FGCU	48 79	205	A	Stetson	69 76					
				175	H	North Ala.	74 72	253	H	North Florida	60 71					
				325	H	Lipscomb	67 36	175	A	North Ala.	55 80					
				253	A	North Florida	66 74	70	H	FGCU	46 69					
				319	H	NJIT	70 47	212	H	Liberty	61 67					

Non-Div I Games: Middle Ga. St. 80 70

Kennesaw St.

■ Loss,
 ■ Non-Conf,
 ■ S Site,
 ■ H Home
 ■ A Away
 N Neutral

Average RPI Win:	198	WON-LOST	WINNING	LAST 10	STRENGTH OF	OPP. STRENGTH	TEAM	ADJ.	CONF.	ADJ CONF.
Average RPI Loss:	63	RECORD	PCT. RANK	GAMES	SCHEDULE	OF SCHEDULE	RPI	RPI	RPI	RPI
DIV. I ONLY	15- 10	117	1- 0	58	116	77	77	7	7	
DIV. I NON-CONF.	6- 4	125	0- 0	140	168	95	95	9	9	
TOTALS	RPI 1-25	RPI 26-50	W-L RECORDS	RPI 51-100	RPI 101-150	RPI 150+				
15- 10	0- 2	1- 5	OVERALL	2- 1	2- 1	10- 1				
9- 3	0- 1	1- 1	HOME	1- 0	2- 1	5- 0				
6- 7	0- 1	0- 4	AWAY	1- 1	0- 0	5- 1				
0- 0	0- 0	0- 0	NEUTRAL	0- 0	0- 0	0- 0				
6- 4	0- 1	0- 1	NON-CONFERENCE	0- 1	1- 1	5- 0				
3- 1	0- 0	0- 0	HOME	0- 0	1- 1	2- 0				
3- 3	0- 1	0- 1	AWAY	0- 1	0- 0	3- 0				
0- 0	0- 0	0- 0	NEUTRAL	0- 0	0- 0	0- 0				
9- 6	0- 1	1- 4	CONFERENCE	2- 0	1- 0	5- 1				
6- 2	0- 1	1- 1	HOME	1- 0	1- 0	3- 0				
3- 4	0- 0	0- 3	AWAY	1- 0	0- 0	2- 1				
0- 0	0- 0	0- 0	NEUTRAL	0- 0	0- 0	0- 0				

RPI 1-25				RPI 26-50				RPI 51-100				Team's RPI: 77	RPI 101+			
RPI	S	Opponent	Score	RPI	S	Opponent	Score	RPI	S	Opponent	Score		RPI	S	Opponent	Score
7	A	NC State	61 78	33	A	North Carolina	60 73	68	A	Wright St.	55 61		119	H	Youngstown St.	62 34
24	H	Central Mich.	75 82	36	A	Buffalo	66 75	88	A	Toledo	58 47		135	H	Duquesne	72 77
				39	A	Ohio	81 83	97	H	Northern Ill.	87 78		141	H	Akron	73 58
				39	H	Ohio	67 69						197	A	Robert Morris	54 46
				45	A	Miami (OH)	63 79						199	A	Eastern Mich.	67 54
				45	H	Miami (OH)	67 58						199	H	Eastern Mich.	71 64
													208	A	Ball St.	44 48
													223	H	Bowling Green	77 73
													240	H	Northern Ky.	62 61
													259	A	St. Bonaventure	76 64
													268	A	Western Mich.	56 52
													268	H	Western Mich.	55 51
													313	H	Oakland	75 65
													319	A	NJIT	57 40
LAST 12 Division I GAMES:																
				45	H	Miami (OH)	67 58	268	H	Western Mich.	55 51					
				39	H	Ohio	67 69	141	H	Akron	73 58					
				268	A	Western Mich.	56 52	45	A	Miami (OH)	63 79					
				223	H	Bowling Green	77 73	208	A	Ball St.	44 48					
				199	A	Eastern Mich.	67 54	24	H	Central Mich.	75 82					
				36	A	Buffalo	66 75	39	A	Ohio	81 83					

Non-Div I Games: Clarion 92 38

Kent St.

Average RPI Win: 132		WON-LOST	WINNING	LAST 10	STRENGTH OF	OPP. STRENGTH	TEAM	ADJ.	CONF.	ADJ CONF.
Average RPI Loss: 45		RECORD	PCT. RANK	GAMES	SCHEDULE	OF SCHEDULE	RPI	RPI	RPI	RPI
DIV. I ONLY		23- 6	28	0- 1	45	36	21	21	5	5
DIV. I NON-CONF.		13- 1	9	0- 0	99	82	17	17	5	5
TOTALS		RPI 1-25	RPI 26-50		W-L RECORDS		RPI 51-100	RPI 101-150	RPI 150+	
23- 6	1- 5	4- 0		OVERALL		5- 0	4- 0	9- 1		
15- 3	0- 2	1- 0		HOME		3- 0	3- 0	8- 1		
5- 3	1- 3	1- 0		AWAY		2- 0	0- 0	1- 0		
3- 0	0- 0	2- 0		NEUTRAL		0- 0	1- 0	0- 0		
13- 1	0- 1	2- 0		NON-CONFERENCE		1- 0	4- 0	6- 0		
10- 0	0- 0	0- 0		HOME		1- 0	3- 0	6- 0		
0- 1	0- 1	0- 0		AWAY		0- 0	0- 0	0- 0		
3- 0	0- 0	2- 0		NEUTRAL		0- 0	1- 0	0- 0		
10- 5	1- 4	2- 0		CONFERENCE		4- 0	0- 0	3- 1		
5- 3	0- 2	1- 0		HOME		2- 0	0- 0	2- 1		
5- 2	1- 2	1- 0		AWAY		2- 0	0- 0	1- 0		
0- 0	0- 0	0- 0		NEUTRAL		0- 0	0- 0	0- 0		

RPI	S	Opponent	Score	RPI	S	Opponent	Score	RPI	S	Opponent	Score	RPI	S	Opponent	Score
3	A	Louisville	75 80	27	H	Missouri	52 41	59	H	Middle Tenn.	72 55	101	H	Virginia	63 51
9	A	Mississippi St.	71 86	31	N	UCLA	75 74	61	A	LSU	64 60	125	N	South Fla.	85 63
15	A	South Carolina	65 57	33	N	North Carolina	85 75	61	H	LSU	57 52	126	H	High Point	71 49
15	H	South Carolina	70 74	50	A	Auburn	78 68	65	A	Tennessee	73 71	131	H	Morehead St.	87 57
16	A	Texas A&M	71 73					99	H	Arkansas	61 59	153	A	Alabama	68 53
16	H	Texas A&M	55 62									173	H	Southern U.	91 41
												179	H	Vanderbilt	77 55
												211	H	Ole Miss	49 55
												217	H	Sacred Heart	71 43
												222	H	Florida	62 51
												252	H	Rhode Island	75 52
												260	H	Alabama St.	87 35
												265	H	Murray St.	88 49
												340	H	Western Caro.	99 39
LAST 12 Division I GAMES:															
16	H	Texas A&M	55 62	222	H	Florida	62 51								
61	H	LSU	57 52	15	H	South Carolina	70 74								
15	A	South Carolina	65 57	16	A	Texas A&M	71 73								
99	H	Arkansas	61 59	27	H	Missouri	52 41								
153	A	Alabama	68 53	61	A	LSU	64 60								
50	A	Auburn	78 68	211	H	Ole Miss	49 55								

Non-Div I Games:

Kentucky

■ Loss,
 ■ Non-Conf, S Site,
 ■ Home
 ■ Away
 N Neutral

Average RPI Win:	155	WON-LOST	WINNING	LAST 10	STRENGTH OF	OPP. STRENGTH	TEAM	ADJ.	CONF.	ADJ CONF.
Average RPI Loss:	54	RECORD	PCT. RANK	GAMES	SCHEDULE	OF SCHEDULE	RPI	RPI	RPI	RPI
DIV. I ONLY	16- 11	123	0- 1	33	60	61	61	5	5	
DIV. I NON-CONF.	9- 3	61	0- 0	122	148	83	83	5	5	
TOTALS	RPI 1-25	RPI 26-50	W-L RECORDS	RPI 51-100	RPI 101-150	RPI 150+				
16- 11	2- 6	1- 1	OVERALL	3- 2	1- 1	9- 1				
11- 5	1- 3	1- 0	HOME	3- 0	1- 1	5- 1				
5- 6	1- 3	0- 1	AWAY	0- 2	0- 0	4- 0				
0- 0	0- 0	0- 0	NEUTRAL	0- 0	0- 0	0- 0				
9- 3	1- 0	0- 1	NON-CONFERENCE	2- 0	1- 1	5- 1				
7- 2	0- 0	0- 0	HOME	2- 0	1- 1	4- 1				
2- 1	1- 0	0- 1	AWAY	0- 0	0- 0	1- 0				
0- 0	0- 0	0- 0	NEUTRAL	0- 0	0- 0	0- 0				
7- 8	1- 6	1- 0	CONFERENCE	1- 2	0- 0	4- 0				
4- 3	1- 3	1- 0	HOME	1- 0	0- 0	1- 0				
3- 5	0- 3	0- 0	AWAY	0- 2	0- 0	3- 0				
0- 0	0- 0	0- 0	NEUTRAL	0- 0	0- 0	0- 0				

RPI S	Opponent	Score	RPI S	Opponent	Score	RPI S	Opponent	Score	RPI S	Opponent	Score
9	A Mississippi St.	56 76	26	A Rutgers	43 57	65	A Tennessee	65 74	125	H South Fla.	78 49
9	H Mississippi St.	35 68	27	H Missouri	61 51	75	H Little Rock	60 45	147	H Kansas	61 68
15	H South Carolina	53 76				98	A Georgia	50 63	153	A Alabama	62 56
16	A Texas A&M	55 59				99	H Arkansas	71 34	164	H Tulane	54 56
16	H Texas A&M	63 52				100	H Northern Colo.	62 57	173	H Nicholls St.	76 44
21	A Kentucky	52 57							179	A Vanderbilt	79 68
21	H Kentucky	60 64							185	H Sam Houston St.	66 52
22	A Florida St.	58 45							211	A Ole Miss	55 41
									222	H Florida	69 51
									261	A Louisiana	76 54
									306	H Southeastern La.	72 52
									323	H McNeese	86 36
LAST 12 Division I GAMES:											
9	A Mississippi St.	56 76	27	H Missouri	61 51	9	H Mississippi St.	35 68			
21	A Kentucky	52 57	65	A Tennessee	65 74	153	A Alabama	62 56			
222	H Florida	69 51	21	H Kentucky	60 64	15	H South Carolina	53 76			
179	A Vanderbilt	79 68									
16	A Texas A&M	55 59									
99	H Arkansas	71 34									

Non-Div I Games:

LSU

■ Loss,
■ Non-Conf,
■ S Site,
■ H Home
■ A Away
N Neutral

Average RPI Win:	222	WON-LOST	WINNING	LAST 10	STRENGTH OF	OPP. STRENGTH	TEAM	ADJ.	CONF.	ADJ CONF.
Average RPI Loss:	152	RECORD	PCT. RANK	GAMES	SCHEDULE	OF SCHEDULE	RPI	RPI	RPI	RPI
DIV. I ONLY	5- 24	325	1- 0	129	180	288	288	17	17	
DIV. I NON-CONF.	3- 11	292	0- 0	41	187	205	205	16	16	
TOTALS	RPI 1-25	RPI 26-50	W-L RECORDS	RPI 51-100	RPI 101-150	RPI 150+				
5- 24	0- 1	0- 1	OVERALL	1- 3	0- 7	4- 12				
2- 9	0- 0	0- 0	HOME	0- 1	0- 3	2- 5				
1- 15	0- 1	0- 1	AWAY	0- 2	0- 4	1- 7				
2- 0	0- 0	0- 0	NEUTRAL	1- 0	0- 0	1- 0				
3- 11	0- 1	0- 1	NON-CONFERENCE	1- 3	0- 3	2- 3				
1- 3	0- 0	0- 0	HOME	0- 1	0- 1	1- 1				
0- 8	0- 1	0- 1	AWAY	0- 2	0- 2	0- 2				
2- 0	0- 0	0- 0	NEUTRAL	1- 0	0- 0	1- 0				
2- 13	0- 0	0- 0	CONFERENCE	0- 0	0- 4	2- 9				
1- 6	0- 0	0- 0	HOME	0- 0	0- 2	1- 4				
1- 7	0- 0	0- 0	AWAY	0- 0	0- 2	1- 5				
0- 0	0- 0	0- 0	NEUTRAL	0- 0	0- 0	0- 0				

RPI 1-25				RPI 26-50				RPI 51-100				RPI 101+ Team's RPI: 288			
RPI	S	Opponent	Score	RPI	S	Opponent	Score	RPI	S	Opponent	Score	RPI	S	Opponent	Score
20	A	Oregon St.	46 100	47	A	Villanova	68 81	64	H	Drexel	43 58	104	H	St. John's (NY)	57 83
								73	A	Penn	34 65	107	A	VCU	38 68
								83	A	Harvard	43 88	110	A	Towson	68 92
								94	N	Pepperdine	62 55	111	H	Fordham	54 65
												114	A	Providence	47 77
												122	A	Dayton	45 84
												135	H	Duquesne	62 66
												158	A	Davidson	61 80
												169	A	Temple	47 75
												178	A	Saint Louis	58 69
												195	H	George Washington	59 67
												196	A	George Mason	42 59
												197	A	Robert Morris	39 67
												220	H	Howard	54 57
												227	H	Massachusetts	60 74
												238	A	Saint Joseph's	57 60
												238	H	Saint Joseph's	63 64
												240	N	Northern Ky.	74 56
												252	H	Rhode Island	77 71
												259	A	St. Bonaventure	52 45
												264	H	Norfolk St.	62 52
												276	A	Richmond	51 56
												276	H	Richmond	60 74
LAST 12 Division I GAMES:															
259	A	St. Bonaventure	52 45	158	A	Davidson	61 80								
276	A	Richmond	51 56	111	H	Fordham	54 65								
238	H	Saint Joseph's	63 64	276	H	Richmond	60 74								
196	A	George Mason	42 59	135	H	Duquesne	62 66								
178	A	Saint Louis	58 69	238	A	Saint Joseph's	57 60								
252	H	Rhode Island	77 71	195	H	George Washington	59 67								

Non-Div I Games:

La Salle

■ Loss,
 ■ Non-Conf,
 ■ S Site,
 ■ Home
 ■ A Away
 N Neutral

La.-Monroe

Through Games Of Feb. 28, 2019

Average RPI Win:	306	WON-LOST	WINNING	LAST 10	STRENGTH OF	OPP. STRENGTH	TEAM	ADJ.	CONF.	ADJ CONF.
Average RPI Loss:	173	RECORD	PCT. RANK	GAMES	SCHEDULE	OF SCHEDULE	RPI	RPI	RPI	RPI
DIV. I ONLY	6- 18	298	0- 1	319	197	316	316	12	12	
DIV. I NON-CONF.	4- 5	190	0- 0	349	337	319	319	14	14	
TOTALS	RPI 1-25	RPI 26-50	W-L RECORDS	RPI 51-100	RPI 101-150	RPI 150+				
6- 18	0- 0	0- 0	OVERALL	0- 4	0- 5	6- 9				
3- 7	0- 0	0- 0	HOME	0- 1	0- 2	3- 4				
3- 11	0- 0	0- 0	AWAY	0- 3	0- 3	3- 5				
0- 0	0- 0	0- 0	NEUTRAL	0- 0	0- 0	0- 0				
4- 5	0- 0	0- 0	NON-CONFERENCE	0- 0	0- 1	4- 4				
2- 1	0- 0	0- 0	HOME	0- 0	0- 0	2- 1				
2- 4	0- 0	0- 0	AWAY	0- 0	0- 1	2- 3				
0- 0	0- 0	0- 0	NEUTRAL	0- 0	0- 0	0- 0				
2- 13	0- 0	0- 0	CONFERENCE	0- 4	0- 4	2- 5				
1- 6	0- 0	0- 0	HOME	0- 1	0- 2	1- 3				
1- 7	0- 0	0- 0	AWAY	0- 3	0- 2	1- 2				
0- 0	0- 0	0- 0	NEUTRAL	0- 0	0- 0	0- 0				

RPI 1-25				RPI 26-50				RPI 51-100				RPI 101+				Team's RPI: 316	
RPI	S	Opponent	Score	RPI	S	Opponent	Score	RPI	S	Opponent	Score	RPI	S	Opponent	Score		
								75	A	Little Rock	44	63	132	A	Georgia St.	46	68
								85	H	UT Arlington	56	60	132	H	Georgia St.	41	56
								92	A	Troy	56	78	144	A	Texas Tech	42	86
								96	A	South Alabama	49	77	149	A	Appalachian St.	51	56
													149	H	Appalachian St.	58	80
													162	H	Coastal Caro.	54	79
													166	H	Texas St.	51	62
													173	H	Nicholls St.	54	55
													180	A	Arkansas St.	54	64
													209	A	SMU	38	49
													261	A	Louisiana	45	52
													261	H	Louisiana	52	55
													284	A	Ga. Southern	80	62
													284	H	Ga. Southern	58	57
													291	A	New Orleans	57	44
													306	A	Southeastern La.	42	49
													323	H	McNeese	69	60
													327	H	Mississippi Val.	72	65
													328	A	Northwestern St.	63	55
													337	A	Houston Baptist	60	68
LAST 12 Division I GAMES:																	
149	A	Appalachian St.	51	56	149	H	Appalachian St.	58	80								
85	H	UT Arlington	56	60	162	H	Coastal Caro.	54	79								
166	H	Texas St.	51	62	96	A	South Alabama	49	77								
261	H	Louisiana	52	55	92	A	Troy	56	78								
284	A	Ga. Southern	80	62	261	A	Louisiana	45	52								
132	A	Georgia St.	46	68	132	H	Georgia St.	41	56								

Non-Div I Games: LSU-Alexandria 93 62 Ark.-Monticello 70 39

La.-Monroe

■ Loss,
■ Non-Conf, S Site,
■ Home
■ Away
N Neutral

Lafayette

Through Games Of Feb. 28, 2019

Average RPI Win:	258	WON-LOST	WINNING	LAST 10	STRENGTH OF	OPP. STRENGTH	TEAM	ADJ.	CONF.	ADJ CONF.
Average RPI Loss:	208	RECORD	PCT. RANK	GAMES	SCHEDULE	OF SCHEDULE	RPI	RPI	RPI	RPI
DIV. I ONLY	7- 20	293	0- 1	316	271	326	326	18	18	
DIV. I NON-CONF.	5- 6	177	0- 1	348	343	328	328	21	21	
TOTALS	RPI 1-25	RPI 26-50	W-L RECORDS	RPI 51-100	RPI 101-150	RPI 150+				
7- 20	0- 0	0- 2	OVERALL	0- 2	0- 2	7- 14				
5- 8	0- 0	0- 1	HOME	0- 1	0- 1	5- 5				
2- 11	0- 0	0- 1	AWAY	0- 1	0- 0	2- 9				
0- 1	0- 0	0- 0	NEUTRAL	0- 0	0- 1	0- 0				
5- 6	0- 0	0- 0	NON-CONFERENCE	0- 0	0- 1	5- 5				
3- 2	0- 0	0- 0	HOME	0- 0	0- 0	3- 2				
2- 3	0- 0	0- 0	AWAY	0- 0	0- 0	2- 3				
0- 1	0- 0	0- 0	NEUTRAL	0- 0	0- 1	0- 0				
2- 14	0- 0	0- 2	CONFERENCE	0- 2	0- 1	2- 9				
2- 6	0- 0	0- 1	HOME	0- 1	0- 1	2- 3				
0- 8	0- 0	0- 1	AWAY	0- 1	0- 0	0- 6				
0- 0	0- 0	0- 0	NEUTRAL	0- 0	0- 0	0- 0				

RPI 1-25				RPI 26-50				RPI 51-100				RPI 101+				Team's RPI: 326
RPI	S	Opponent	Score	RPI	S	Opponent	Score	RPI	S	Opponent	Score	RPI	S	Opponent	Score	
				48	A	Bucknell	43 75	71	A	American	45 60	140	H	Lehigh	43 70	
				48	H	Bucknell	47 56	71	H	American	57 67	148	N	Delaware	47 65	
												157	A	Boston U.	49 50	
												157	H	Boston U.	44 47	
												191	A	Holy Cross	53 56	
												191	H	Holy Cross	73 63	
												224	H	Cornell	59 62	
												228	A	Navy	53 65	
												228	H	Navy	55 42	
												234	H	Monmouth	73 69	
												245	H	Albany (NY)	67 66	
												246	A	Colgate	49 60	
												250	H	Binghamton	59 50	
												277	A	Manhattan	49 60	
												282	A	Army West Point	50 65	
												282	H	Army West Point	40 64	
												296	A	Loyola Maryland	50 62	
												296	H	Loyola Maryland	52 55	
												305	A	Fla. Atlantic	49 53	
												310	A	Wagner	66 43	
												342	H	Saint Peter's	60 62	
												346	A	LIU Brooklyn	50 55	
												347	A	Fairleigh Dickinson	63 57	
LAST 12 Division I GAMES:																
				148	N	Delaware	47 65	48	A	Bucknell	43 75					
				157	A	Boston U.	49 50	191	A	Holy Cross	53 56					
				71	H	American	57 67	157	H	Boston U.	44 47					
				228	A	Navy	53 65	71	A	American	45 60					
				296	H	Loyola Maryland	52 55	228	H	Navy	55 42					
				282	H	Army West Point	40 64	296	A	Loyola Maryland	50 62					

Non-Div I Games:

Lafayette

■ Loss,
 ■ Non-Conf,
 ■ S Site,
 ■ Home
 ■ A Away
 N Neutral

Average RPI Win:	242	WON-LOST	WINNING	LAST 10	STRENGTH OF	OPP. STRENGTH	TEAM	ADJ.	CONF.	ADJ CONF.
Average RPI Loss:	63	RECORD	PCT. RANK	GAMES	SCHEDULE	OF SCHEDULE	RPI	RPI	RPI	RPI
DIV. I ONLY	18- 5	36	0- 0	202	220	62	62	25	25	
DIV. I NON-CONF.	3- 4	199	0- 0	10	20	30	30	23	23	
TOTALS	RPI 1-25	RPI 26-50	W-L RECORDS	RPI 51-100	RPI 101-150	RPI 150+				
18- 5	1- 1	0- 2	OVERALL	1- 1	0- 0	16- 1				
8- 0	0- 0	0- 0	HOME	1- 0	0- 0	7- 0				
10- 4	1- 1	0- 1	AWAY	0- 1	0- 0	9- 1				
0- 1	0- 0	0- 1	NEUTRAL	0- 0	0- 0	0- 0				
3- 4	1- 1	0- 2	NON-CONFERENCE	1- 0	0- 0	1- 1				
1- 0	0- 0	0- 0	HOME	1- 0	0- 0	0- 0				
2- 3	1- 1	0- 1	AWAY	0- 0	0- 0	1- 1				
0- 1	0- 0	0- 1	NEUTRAL	0- 0	0- 0	0- 0				
15- 1	0- 0	0- 0	CONFERENCE	0- 1	0- 0	15- 0				
7- 0	0- 0	0- 0	HOME	0- 0	0- 0	7- 0				
8- 1	0- 0	0- 0	AWAY	0- 1	0- 0	8- 0				
0- 0	0- 0	0- 0	NEUTRAL	0- 0	0- 0	0- 0				

RPI 1-25				RPI 26-50				RPI 51-100 Team's RPI: 62				RPI 101+			
RPI	S	Opponent	Score	RPI	S	Opponent	Score	RPI	S	Opponent	Score	RPI	S	Opponent	Score
9	A	Mississippi St.	53 104	34	A	Kansas St.	55 73	79	A	SFA	58 70	156	A	Denver	110 117
16	A	Texas A&M	74 68	39	N	Ohio	62 87	95	H	Pacific	82 66	159	A	Abilene Christian	63 60
												173	H	Nicholls St.	78 65
												185	A	Sam Houston St.	83 72
												185	H	Sam Houston St.	81 76
												244	A	A&M-Corpus Christi	72 47
												244	H	A&M-Corpus Christi	76 58
												261	A	Louisiana	79 77
												270	H	Central Ark.	57 37
												291	A	New Orleans	79 57
												304	A	Incarinate Word	77 51
												304	H	Incarinate Word	79 53
												306	H	Southeastern La.	94 54
												323	A	McNeese	64 62
												328	A	Northwestern St.	94 70
												337	A	Houston Baptist	97 49
												337	H	Houston Baptist	63 50
LAST 12 Division I GAMES:															
337	A	Houston Baptist	97 49	159	A	Abilene Christian	63 60								
244	A	A&M-Corpus Christi	72 47	323	A	McNeese	64 62								
304	H	Incarinate Word	79 53	173	H	Nicholls St.	78 65								
185	H	Sam Houston St.	81 76	185	A	Sam Houston St.	83 72								
328	A	Northwestern St.	94 70	304	A	Incarinate Word	77 51								
79	A	SFA	58 70	306	H	Southeastern La.	94 54								

Non-Div I Games: LeTourneau 104 27 Louisiana Col. 94 43 McMurry 100 37 Howard Payne 93 37 Lamar University

Average RPI Win: 263	WON-LOST	WINNING	LAST 10	STRENGTH OF	OPP. STRENGTH	TEAM	ADJ.	CONF.	ADJ CONF.
Average RPI Loss: 80	RECORD	PCT. RANK	GAMES	SCHEDULE	OF SCHEDULE	RPI	RPI	RPI	RPI
DIV. I ONLY	17- 9	86	0- 1	190	216	140	140	18	18
DIV. I NON-CONF.	7- 3	83	0- 1	191	244	132	132	21	21
TOTALS	RPI 1-25	RPI 26-50	W-L RECORDS	RPI 51-100	RPI 101-150	RPI 150+			
17- 9	0- 1	0- 3	OVERALL	0- 2	0- 1	17- 2			
10- 5	0- 0	0- 2	HOME	0- 1	0- 1	10- 1			
7- 4	0- 1	0- 1	AWAY	0- 1	0- 0	7- 1			
0- 0	0- 0	0- 0	NEUTRAL	0- 0	0- 0	0- 0			
7- 3	0- 1	0- 1	NON-CONFERENCE	0- 0	0- 1	7- 0			
5- 2	0- 0	0- 1	HOME	0- 0	0- 1	5- 0			
2- 1	0- 1	0- 0	AWAY	0- 0	0- 0	2- 0			
0- 0	0- 0	0- 0	NEUTRAL	0- 0	0- 0	0- 0			
10- 6	0- 0	0- 2	CONFERENCE	0- 2	0- 0	10- 2			
5- 3	0- 0	0- 1	HOME	0- 1	0- 0	5- 1			
5- 3	0- 0	0- 1	AWAY	0- 1	0- 0	5- 1			
0- 0	0- 0	0- 0	NEUTRAL	0- 0	0- 0	0- 0			

RPI 1-25				RPI 26-50				RPI 51-100				RPI 101+ Team's RPI: 140			
RPI	S	Opponent	Score	RPI	S	Opponent	Score	RPI	S	Opponent	Score	RPI	S	Opponent	Score
1	A	Notre Dame	68 95	47	H	Villanova	48 70	71	A	American	47 50	120	H	Charlotte	60 62
				48	A	Bucknell	53 71	71	H	American	53 61	157	A	Boston U.	45 58
				48	H	Bucknell	68 73					157	H	Boston U.	48 52
												191	H	Holy Cross	64 55
												217	H	Sacred Heart	70 66
												224	H	Cornell	67 54
												228	A	Navy	56 38
												228	H	Navy	66 55
												234	H	Monmouth	63 48
												246	A	Colgate	75 63
												246	H	Colgate	86 58
												250	A	Binghamton	65 55
												264	H	Norfolk St.	62 41
												282	A	Army West Point	73 50
												282	H	Army West Point	55 46
												296	A	Loyola Maryland	65 46
												296	H	Loyola Maryland	51 42
												318	A	Central Conn. St.	88 62
												326	A	Lafayette	70 43
												346	H	LIU Brooklyn	72 38
LAST 12 Division I GAMES:															
120	H	Charlotte	60 62	157	H	Boston U.	48 52								
296	A	Loyola Maryland	65 46	228	H	Navy	66 55								
282	H	Army West Point	55 46	296	H	Loyola Maryland	51 42								
246	A	Colgate	75 63	282	A	Army West Point	73 50								
71	A	American	47 50	246	H	Colgate	86 58								
48	H	Bucknell	68 73	71	H	American	53 61								

Non-Div I Games: Kutztown 73 39

Lehigh

■ Loss,
 ■ Non-Conf,
 ■ S Site,
 ■ H Home
 ■ A Away
 N Neutral

RPI 1-25				RPI 26-50				RPI 51-100				RPI 101+				Team's RPI: 212	
RPI	S	Opponent	Score	RPI	S	Opponent	Score	RPI	S	Opponent	Score	RPI	S	Opponent	Score		
18	N	UCF	45 53	37	H	James Madison	53 74	58	H	Virginia Tech	61 72	120	N	Charlotte	61 63		
								70	A	FGCU	50 68	135	N	Duquesne	55 51		
								70	H	FGCU	64 65	170	A	Chattanooga	60 75		
												175	A	North Ala.	61 57		
												204	A	Bethune-Cookman	76 81		
												205	A	Stetson	52 69		
												205	H	Stetson	56 68		
												221	A	East Carolina	63 66		
												229	A	Jacksonville	85 75		
												229	H	Jacksonville	52 64		
												230	H	Saint Francis (PA)	82 53		
												248	A	ETSU	89 86		
												253	A	North Florida	54 66		
												253	H	North Florida	69 53		
												264	N	Norfolk St.	53 66		
												297	A	Kennesaw St.	67 61		
												297	H	Kennesaw St.	68 55		
												298	A	UNC Greensboro	45 48		
												319	H	NJIT	58 47		
												325	A	Lipscomb	77 60		
												325	H	Lipscomb	74 60		
LAST 12 Division I GAMES:																	
				264	N	Norfolk St.	53 66	205	H	Stetson	56 68						
				297	H	Kennesaw St.	68 55	319	H	NJIT	58 47						
				253	A	North Florida	54 66	325	A	Lipscomb	77 60						
				175	A	North Ala.	61 57	229	A	Jacksonville	85 75						
				325	H	Lipscomb	74 60	253	H	North Florida	69 53						
				70	H	FGCU	64 65	297	A	Kennesaw St.	67 61						

Page 144

Average RPI Win:	274	WON-LOST	WINNING	LAST 10	STRENGTH OF	OPP. STRENGTH	TEAM	ADJ.	CONF.	ADJ CONF.
Average RPI Loss:	190	RECORD	PCT. RANK	GAMES	SCHEDULE	OF SCHEDULE	RPI	RPI	RPI	RPI
DIV. I ONLY	3- 24	344	0- 1	184	294	325	325	24	24	
DIV. I NON-CONF.	2- 11	316	0- 0	125	308	284	284	26	26	
TOTALS	RPI 1-25	RPI 26-50	W-L RECORDS	RPI 51-100	RPI 101-150	RPI 150+				
3- 24	0- 0	0- 0	OVERALL	0- 6	0- 2	3- 16				
2- 10	0- 0	0- 0	HOME	0- 1	0- 1	2- 8				
1- 14	0- 0	0- 0	AWAY	0- 5	0- 1	1- 8				
0- 0	0- 0	0- 0	NEUTRAL	0- 0	0- 0	0- 0				
2- 11	0- 0	0- 0	NON-CONFERENCE	0- 4	0- 2	2- 5				
1- 4	0- 0	0- 0	HOME	0- 0	0- 1	1- 3				
1- 7	0- 0	0- 0	AWAY	0- 4	0- 1	1- 2				
0- 0	0- 0	0- 0	NEUTRAL	0- 0	0- 0	0- 0				
1- 13	0- 0	0- 0	CONFERENCE	0- 2	0- 0	1- 11				
1- 6	0- 0	0- 0	HOME	0- 1	0- 0	1- 5				
0- 7	0- 0	0- 0	AWAY	0- 1	0- 0	0- 6				
0- 0	0- 0	0- 0	NEUTRAL	0- 0	0- 0	0- 0				

RPI S	Opponent	Score	RPI S	Opponent	Score	RPI S	Opponent	Score	RPI S	Opponent	Score	Team's RPI: 325
53	A Clemson	26 68	63	A Belmont	43 83	118	H UT Martin	53 62	131	A Morehead St.	44 79	
70	A FGCU	40 82	70	H FGCU	46 80	161	H Tennessee Tech	52 67	175	H North Ala.	60 81	
84	A Cincinnati	55 71	98	A Georgia	45 77	205	A Stetson	49 76	205	H Stetson	65 80	
						212	A Liberty	60 74	212	H Liberty	60 77	
						216	H Jacksonville St.	46 58	229	A Jacksonville	47 62	
						229	H Jacksonville	61 58	253	A North Florida	66 72	
						253	H North Florida	53 68	257	A Austin Peay	58 70	
						265	A Murray St.	61 97	289	H Col. of Charleston	63 65	
						290	A Alabama A&M	62 58	297	A Kennesaw St.	36 67	
						302	H Tennessee St.	64 62	319	A NJIT	67 80	
						319	H NJIT	53 69				
LAST 12 Division I GAMES:												
319	H NJIT	53 69	175	H North Ala.	60 81							
70	H FGCU	46 80	212	H Liberty	60 77							
297	A Kennesaw St.	36 67	205	A Stetson	49 76							
212	A Liberty	60 74	70	A FGCU	40 82							
229	H Jacksonville	61 58	319	A NJIT	67 80							
253	A North Florida	66 72	205	H Stetson	65 80							

Non-Div I Games:

Lipscomb

■ Loss,
 ■ Non-Conf,
 ■ S Site,
 ■ H Home
 ■ A Away
 N Neutral

Little Rock

Through Games Of Feb. 28, 2019

Average RPI Win:	175	WON-LOST	WINNING	LAST 10	STRENGTH OF	OPP. STRENGTH	TEAM	ADJ.	CONF.	ADJ CONF.
Average RPI Loss:	78	RECORD	PCT. RANK	GAMES	SCHEDULE	OF SCHEDULE	RPI	RPI	RPI	RPI
DIV. I ONLY	16- 10	111	1- 0	52	104	75	75	12	12	
DIV. I NON-CONF.	4- 7	228	0- 0	45	15	131	131	14	14	
TOTALS	RPI 1-25	RPI 26-50	W-L RECORDS	RPI 51-100	RPI 101-150	RPI 150+				
16- 10	0- 2	0- 2	OVERALL	5- 3	2- 1	9- 2				
9- 5	0- 2	0- 2	HOME	3- 0	0- 1	6- 0				
7- 5	0- 0	0- 0	AWAY	2- 3	2- 0	3- 2				
0- 0	0- 0	0- 0	NEUTRAL	0- 0	0- 0	0- 0				
4- 7	0- 2	0- 2	NON-CONFERENCE	0- 2	1- 1	3- 0				
1- 5	0- 2	0- 2	HOME	0- 0	0- 1	1- 0				
3- 2	0- 0	0- 0	AWAY	0- 2	1- 0	2- 0				
0- 0	0- 0	0- 0	NEUTRAL	0- 0	0- 0	0- 0				
12- 3	0- 0	0- 0	CONFERENCE	5- 1	1- 0	6- 2				
8- 0	0- 0	0- 0	HOME	3- 0	0- 0	5- 0				
4- 3	0- 0	0- 0	AWAY	2- 1	1- 0	1- 2				
0- 0	0- 0	0- 0	NEUTRAL	0- 0	0- 0	0- 0				

RPI 1-25				RPI 26-50				RPI 51-100				Team's RPI: 75		RPI 101+			
RPI	S	Opponent	Score	RPI	S	Opponent	Score	RPI	S	Opponent	Score			RPI	S	Opponent	Score
9	H	Mississippi St.	63 98	32	H	Rice	65 79	61	A	LSU	45 60			121	H	Western Ky.	56 68
16	H	Texas A&M	40 61	34	H	Kansas St.	47 53	67	A	Missouri St.	44 48			149	A	Appalachian St.	74 59
								85	A	UT Arlington	62 61			150	A	Tulsa	63 53
								85	H	UT Arlington	68 65			162	A	Coastal Caro.	60 47
								92	A	Troy	66 71			166	A	Texas St.	48 50
								92	H	Troy	76 72			166	H	Texas St.	62 47
								96	A	South Alabama	65 42			172	A	Louisiana Tech	69 58
								96	H	South Alabama	47 44			180	A	Arkansas St.	58 62
														180	H	Arkansas St.	68 55
														206	A	Memphis	63 60
														261	H	Louisiana	62 48
														284	H	Ga. Southern	80 51
														305	H	Fla. Atlantic	61 38
														316	H	La.-Monroe	63 44
LAST 12 Division I GAMES:																	
284	H	Ga. Southern	80 51	180	H	Arkansas St.	68 55										
180	A	Arkansas St.	58 62	149	A	Appalachian St.	74 59										
166	A	Texas St.	48 50	162	A	Coastal Caro.	60 47										
85	A	UT Arlington	62 61	85	H	UT Arlington	68 65										
96	H	South Alabama	47 44	166	H	Texas St.	62 47										
92	H	Troy	76 72	96	A	South Alabama	65 42										

Non-Div I Games:

Little Rock

Loss, Non-Conf, S Site, H Home A Away N Neutral

Average RPI Win:	230	WON-LOST	WINNING	LAST 10	STRENGTH OF	OPP. STRENGTH	TEAM	ADJ.	CONF.	ADJ CONF.
Average RPI Loss:	153	RECORD	PCT. RANK	GAMES	SCHEDULE	OF SCHEDULE	RPI	RPI	RPI	RPI
DIV. I ONLY	8- 19	278	0- 1	170	187	275	275	21	21	
DIV. I NON-CONF.	3- 10	278	0- 0	119	122	256	256	20	20	
TOTALS	RPI 1-25	RPI 26-50	W-L RECORDS	RPI 51-100	RPI 101-150	RPI 150+				
8- 19	0- 1	0- 1	OVERALL	1- 5	1- 3	6- 9				
5- 10	0- 0	0- 1	HOME	1- 3	0- 1	4- 5				
3- 9	0- 1	0- 0	AWAY	0- 2	1- 2	2- 4				
0- 0	0- 0	0- 0	NEUTRAL	0- 0	0- 0	0- 0				
3- 10	0- 1	0- 1	NON-CONFERENCE	1- 3	0- 2	2- 3				
2- 6	0- 0	0- 1	HOME	1- 2	0- 0	1- 3				
1- 4	0- 1	0- 0	AWAY	0- 1	0- 2	1- 0				
0- 0	0- 0	0- 0	NEUTRAL	0- 0	0- 0	0- 0				
5- 9	0- 0	0- 0	CONFERENCE	0- 2	1- 1	4- 6				
3- 4	0- 0	0- 0	HOME	0- 1	0- 1	3- 2				
2- 5	0- 0	0- 0	AWAY	0- 1	1- 0	1- 4				
0- 0	0- 0	0- 0	NEUTRAL	0- 0	0- 0	0- 0				

RPI 1-25				RPI 26-50				RPI 51-100				RPI 101+ Team's RPI: 275			
RPI	S	Opponent	Score	RPI	S	Opponent	Score	RPI	S	Opponent	Score	RPI	S	Opponent	Score
5	A	Oregon	48 110	42	H	Southern California	50 86	60	A	Utah	59 82	108	A	Loyola Marymount	62 71
								76	H	Idaho	70 63	136	A	UC Riverside	63 45
								78	H	Arizona	43 70	136	H	UC Riverside	59 73
								86	A	UC Davis	50 70	137	A	Montana St.	62 85
								86	H	UC Davis	49 66	152	A	CSUN	45 60
								90	H	UNI	64 71	152	H	CSUN	37 51
												182	H	UC Irvine	46 48
												184	A	Utah St.	50 48
												225	H	Nevada	67 76
												236	A	Hawaii	49 63
												236	H	Hawaii	56 40
												255	H	California Baptist	83 85
												258	A	Cal St. Fullerton	59 53
												266	H	San Diego	56 60
												300	A	UC Santa Barbara	54 60
												300	H	UC Santa Barbara	62 53
												317	A	Cal Poly	59 66
												317	H	Cal Poly	61 58
												334	H	Grand Canyon	57 50
LAST 12 Division I GAMES:															
				86	H	UC Davis	49 66	317	A	Cal Poly	59 66				
				300	H	UC Santa Barbara	62 53	258	A	Cal St. Fullerton	59 53				
				152	A	CSUN	45 60	86	A	UC Davis	50 70				
				236	A	Hawaii	49 63	152	H	CSUN	37 51				
				182	H	UC Irvine	46 48	136	H	UC Riverside	59 73				
				236	H	Hawaii	56 40	300	A	UC Santa Barbara	54 60				

Non-Div I Games:

Long Beach St.

■ Loss,
■ Non-Conf, S Site,
■ Home
■ Away
N Neutral

Average RPI Win:	261	WON-LOST	WINNING	LAST 10	STRENGTH OF	OPP. STRENGTH	TEAM	ADJ.	CONF.	ADJ CONF.
Average RPI Loss:	205	RECORD	PCT. RANK	GAMES	SCHEDULE	OF SCHEDULE	RPI	RPI	RPI	RPI
DIV. I ONLY	3- 23	341	0- 1	205	339	336	336	28	28	
DIV. I NON-CONF.	1- 9	326	0- 0	170	342	333	333	29	29	
TOTALS	RPI 1-25	RPI 26-50	W-L RECORDS	RPI 51-100	RPI 101-150	RPI 150+				
3- 23	0- 0	0- 0	OVERALL	0- 3	0- 4	3- 16				
3- 10	0- 0	0- 0	HOME	0- 1	0- 1	3- 8				
0- 12	0- 0	0- 0	AWAY	0- 2	0- 3	0- 7				
0- 1	0- 0	0- 0	NEUTRAL	0- 0	0- 0	0- 1				
1- 9	0- 0	0- 0	NON-CONFERENCE	0- 1	0- 2	1- 6				
1- 4	0- 0	0- 0	HOME	0- 0	0- 0	1- 4				
0- 4	0- 0	0- 0	AWAY	0- 1	0- 2	0- 1				
0- 1	0- 0	0- 0	NEUTRAL	0- 0	0- 0	0- 1				
2- 14	0- 0	0- 0	CONFERENCE	0- 2	0- 2	2- 10				
2- 6	0- 0	0- 0	HOME	0- 1	0- 1	2- 4				
0- 8	0- 0	0- 0	AWAY	0- 1	0- 1	0- 6				
0- 0	0- 0	0- 0	NEUTRAL	0- 0	0- 0	0- 0				

RPI S	Opponent	Score	RPI S	Opponent	Score	RPI S	Opponent	Score	RPI S	Opponent	Score	Team's RPI: 336
						58	A Virginia Tech	39 93	107	A VCU	55 84	
						82	A Radford	52 81	123	A UNCW	33 35	
						82	H Radford	34 68	126	A High Point	47 70	
									126	H High Point	54 65	
									190	A UNC Asheville	55 80	
									190	H UNC Asheville	57 68	
									192	H UMES	83 71	
									199	H Eastern Mich.	45 64	
									202	A Hampton	40 66	
									202	H Hampton	70 86	
									215	H Campbell	60 66	
									221	N East Carolina	52 61	
									230	H Saint Francis (PA)	88 91	
									251	A Gardner-Webb	78 80	
									251	H Gardner-Webb	85 79	
									264	A Norfolk St.	42 74	
									274	H Wofford	72 101	
									292	A Winthrop	69 77	
									295	H Charleston So.	74 81	
									310	H Wagner	60 86	
									329	A Presbyterian	66 81	
									341	A USC Upstate	67 72	
									341	H USC Upstate	80 58	
LAST 12 Division I GAMES:												
			126	A High Point	47 70		126	H High Point	54 65			
			202	H Hampton	70 86		251	H Gardner-Webb	85 79			
			190	H UNC Asheville	57 68		215	H Campbell	60 66			
			82	A Radford	52 81		341	A USC Upstate	67 72			
			341	H USC Upstate	80 58		190	A UNC Asheville	55 80			
			251	A Gardner-Webb	78 80		82	H Radford	34 68			

Non-Div I Games:

Longwood

■ Loss,
 ■ Non-Conf,
 ■ S Site,
 ■ H Home
 ■ A Away
 N Neutral

Average RPI Win:	257	WON-LOST	WINNING	LAST 10	STRENGTH OF	OPP. STRENGTH	TEAM	ADJ.	CONF.	ADJ CONF.
Average RPI Loss:	138	RECORD	PCT. RANK	GAMES	SCHEDULE	OF SCHEDULE	RPI	RPI	RPI	RPI
DIV. I ONLY	7- 18	286	0- 1	149	172	261	261	12	12	
DIV. I NON-CONF.	2- 8	293	0- 0	127	193	264	264	14	14	
TOTALS	RPI 1-25	RPI 26-50	W-L RECORDS	RPI 51-100	RPI 101-150	RPI 150+				
7- 18	0- 1	0- 1	OVERALL	0- 6	2- 1	5- 9				
5- 6	0- 0	0- 0	HOME	0- 3	2- 0	3- 3				
2- 11	0- 1	0- 1	AWAY	0- 3	0- 1	2- 5				
0- 1	0- 0	0- 0	NEUTRAL	0- 0	0- 0	0- 1				
2- 8	0- 1	0- 1	NON-CONFERENCE	0- 2	0- 0	2- 4				
1- 3	0- 0	0- 0	HOME	0- 2	0- 0	1- 1				
1- 4	0- 1	0- 1	AWAY	0- 0	0- 0	1- 2				
0- 1	0- 0	0- 0	NEUTRAL	0- 0	0- 0	0- 1				
5- 10	0- 0	0- 0	CONFERENCE	0- 4	2- 1	3- 5				
4- 3	0- 0	0- 0	HOME	0- 1	2- 0	2- 2				
1- 7	0- 0	0- 0	AWAY	0- 3	0- 1	1- 3				
0- 0	0- 0	0- 0	NEUTRAL	0- 0	0- 0	0- 0				

RPI S	Opponent	Score	RPI S	Opponent	Score	RPI S	Opponent	Score	RPI S	Opponent	Score	Team's RPI: 261
9	A Mississippi St.	36 104	50	A Auburn	59 71	61	H LSU	54 76	132	A Georgia St.	71 74	
						62	H Lamar University	77 79	132	H Georgia St.	57 54	
						75	A Little Rock	48 62	149	H Appalachian St.	73 55	
						85	H UT Arlington	61 76	162	A Coastal Caro.	62 67	
						92	A Troy	64 90	162	H Coastal Caro.	58 76	
						96	A South Alabama	60 83	166	H Texas St.	65 71	
									180	A Arkansas St.	75 87	
									185	H Sam Houston St.	62 68	
									211	A Ole Miss	57 79	
									235	A UTRGV	60 75	
									244	N A&M-Corpus Christi	63 64	
									279	H Jackson St.	68 61	
									284	A Ga. Southern	71 79	
									284	H Ga. Southern	59 48	
									316	A La.-Monroe	55 52	
									316	H La.-Monroe	52 45	
									323	A McNeese	70 59	
LAST 12 Division I GAMES:												
162	A Coastal Caro.	62 67	149	H Appalachian St.	73 55							
166	H Texas St.	65 71	85	H UT Arlington	61 76							
316	A La.-Monroe	55 52	92	A Troy	64 90							
132	A Georgia St.	71 74	96	A South Alabama	60 83							
284	A Ga. Southern	71 79	316	H La.-Monroe	52 45							
162	H Coastal Caro.	58 76	284	H Ga. Southern	59 48							

Non-Div I Games: Dillard

69 72

Louisiana

■ Loss,
 ■ Non-Conf,
 ■ S Site,
 ■ H Home
 ■ A Away
 N Neutral

2019-2020				Through Games of Feb. 19, 2019						
Average RPI Win:	214	WON-LOST	WINNING	LAST 10	STRENGTH OF	OPP. STRENGTH	TEAM	ADJ.	CONF.	ADJ CONF.
Average RPI Loss:	139	RECORD	PCT. RANK	GAMES	SCHEDULE	OF SCHEDULE	RPI	RPI	RPI	RPI
DIV. I ONLY	13- 13	171	1- 0	195	117	172	172	14	14	
DIV. I NON-CONF.	7- 5	132	1- 0	258	75	153	153	17	17	

TOTALS	RPI 1-25	RPI 26-50		W-L RECORDS		RPI 51-100	RPI 101-150	RPI 150+		
13- 13	0- 1	0- 1		OVERALL		0- 4	3- 1	10- 6		
7- 4	0- 0	0- 1		HOME		0- 2	2- 0	5- 1		
5- 8	0- 1	0- 0		AWAY		0- 1	1- 1	4- 5		
1- 1	0- 0	0- 0		NEUTRAL		0- 1	0- 0	1- 0		
7- 5	0- 1	0- 0		NON-CONFERENCE		0- 2	1- 0	6- 2		
3- 1	0- 0	0- 0		HOME		0- 1	1- 0	2- 0		
3- 3	0- 1	0- 0		AWAY		0- 0	0- 0	3- 2		
1- 1	0- 0	0- 0		NEUTRAL		0- 1	0- 0	1- 0		
6- 8	0- 0	0- 1		CONFERENCE		0- 2	2- 1	4- 4		
4- 3	0- 0	0- 1		HOME		0- 1	1- 0	3- 1		
2- 5	0- 0	0- 0		AWAY		0- 1	1- 1	1- 3		
0- 0	0- 0	0- 0		NEUTRAL		0- 0	0- 0	0- 0		

RPI 1-25				RPI 26-50				RPI 51-100				RPI 101+ Team's RPI: 172			
RPI	S	Opponent	Score	RPI	S	Opponent	Score	RPI	S	Opponent	Score	RPI	S	Opponent	Score
19	A	Arizona St.	44 80	32	H	Rice	51 61	59	A	Middle Tenn.	38 75	102	H	Houston	100 88
								67	N	Missouri St.	70 82	103	A	UAB	73 68
								75	H	Little Rock	58 69	120	H	Charlotte	88 51
								89	H	Old Dominion	59 70	121	A	Western Ky.	76 81
												153	N	Alabama	79 62
												176	H	North Texas	54 65
												180	A	Arkansas St.	80 70
												183	A	Southern Miss.	70 74
												183	H	Southern Miss.	106 85
												203	A	Marshall	88 90
												206	A	Memphis	66 50
												211	H	Ole Miss	80 71
												226	A	UMKC	70 80
												247	A	Wichita St.	56 70
												280	A	UTEP	74 64
												305	H	Fla. Atlantic	86 55
												306	H	Southeastern La.	72 53
												307	A	UTSA	68 70
												315	H	FIU	90 72
												323	A	McNeese	89 48
LAST 12 Division I GAMES:															
153	N	Alabama	79 62	305	H	Fla. Atlantic	86 55								
183	A	Southern Miss.	70 74	121	A	Western Ky.	76 81								
307	A	UTSA	68 70	203	A	Marshall	88 90								
280	A	UTEP	74 64	120	H	Charlotte	88 51								
183	H	Southern Miss.	106 85	89	H	Old Dominion	59 70								
315	H	FIU	90 72	59	A	Middle Tenn.	38 75								

Non-Div I Games: LSU-Alexandria 112 70

Louisiana Tech

Loss, Non-Conf, S Site, H Home A Away N Neutral

Louisville

Through Games Of Feb. 28, 2019

Average RPI Win:	85	WON-LOST	WINNING	LAST 10	STRENGTH OF	OPP. STRENGTH	TEAM	ADJ.	CONF.	ADJ CONF.
Average RPI Loss:	9	RECORD	PCT. RANK	GAMES	SCHEDULE	OF SCHEDULE	RPI	RPI	RPI	RPI
DIV. I ONLY	26- 2	2	1- 0	9	1	3	3	1	1	
DIV. I NON-CONF.	13- 0	1	0- 0	15	24	4	4	1	1	
TOTALS	RPI 1-25	RPI 26-50	W-L RECORDS	RPI 51-100	RPI 101-150	RPI 150+				
26- 2	7- 2	3- 0	OVERALL	5- 0	8- 0	3- 0				
14- 1	4- 1	3- 0	HOME	1- 0	4- 0	2- 0				
10- 1	2- 1	0- 0	AWAY	4- 0	3- 0	1- 0				
2- 0	1- 0	0- 0	NEUTRAL	0- 0	1- 0	0- 0				
13- 0	4- 0	1- 0	NON-CONFERENCE	2- 0	3- 0	3- 0				
7- 0	2- 0	1- 0	HOME	1- 0	1- 0	2- 0				
4- 0	1- 0	0- 0	AWAY	1- 0	1- 0	1- 0				
2- 0	1- 0	0- 0	NEUTRAL	0- 0	1- 0	0- 0				
13- 2	3- 2	2- 0	CONFERENCE	3- 0	5- 0	0- 0				
7- 1	2- 1	2- 0	HOME	0- 0	3- 0	0- 0				
6- 1	1- 1	0- 0	AWAY	3- 0	2- 0	0- 0				
0- 0	0- 0	0- 0	NEUTRAL	0- 0	0- 0	0- 0				

RPI	S	Opponent	Score	RPI	S	Opponent	Score	RPI	S	Opponent	Score	RPI	S	Opponent	Score
1	A	Notre Dame	68 82	33	H	North Carolina	73 66	53	A	Clemson	76 44	101	A	Virginia	71 49
6	H	UConn	78 69	43	H	Georgia Tech	61 44	56	A	Boise St.	74 55	101	H	Virginia	91 43
7	H	NC State	92 62	45	H	Miami (OH)	95 73	58	A	Virginia Tech	72 63	113	N	Hartford	86 69
10	H	Syracuse	76 51					80	A	Duke	73 51	117	H	Boston College	87 51
17	H	Miami (FL)	73 79					87	H	Nebraska	85 68	118	H	UT Martin	102 62
19	N	Arizona St.	58 56									121	A	Western Ky.	102 80
21	H	Kentucky	80 75									124	H	Pittsburgh	70 42
22	A	Florida St.	68 49									142	A	Wake Forest	73 49
24	A	Central Mich.	72 68									170	A	Chattanooga	75 49
												240	H	Northern Ky.	92 59
												302	H	Tennessee St.	107 52
LAST 12 Division I GAMES:															
7	H	NC State	92 62	53	A	Clemson	76 44								
117	H	Boston College	87 51	6	H	UConn	78 69								
101	A	Virginia	71 49	124	H	Pittsburgh	70 42								
17	H	Miami (FL)	73 79	22	A	Florida St.	68 49								
58	A	Virginia Tech	72 63	142	A	Wake Forest	73 49								
10	H	Syracuse	76 51	101	H	Virginia	91 43								

Non-Div I Games:

Louisville

■ Loss,
■ Non-Conf, S Site,
■ Home
■ Away
N Neutral

Average RPI Win:	279	WON-LOST	WINNING	LAST 10	STRENGTH OF	OPP. STRENGTH	TEAM	ADJ.	CONF.	ADJ CONF.
Average RPI Loss:	109	RECORD	PCT. RANK	GAMES	SCHEDULE	OF SCHEDULE	RPI	RPI	RPI	RPI
DIV. I ONLY	12- 15	204	0- 1	259	173	243	243	13	13	
DIV. I NON-CONF.	6- 5	143	0- 0	341	272	278	278	15	15	
TOTALS	RPI 1-25	RPI 26-50	W-L RECORDS	RPI 51-100	RPI 101-150	RPI 150+				
12- 15	0- 3	0- 0	OVERALL	0- 5	0- 3	12- 4				
8- 7	0- 2	0- 0	HOME	0- 2	0- 1	8- 2				
4- 8	0- 1	0- 0	AWAY	0- 3	0- 2	4- 2				
0- 0	0- 0	0- 0	NEUTRAL	0- 0	0- 0	0- 0				
6- 5	0- 1	0- 0	NON-CONFERENCE	0- 1	0- 1	6- 2				
4- 2	0- 1	0- 0	HOME	0- 0	0- 0	4- 1				
2- 3	0- 0	0- 0	AWAY	0- 1	0- 1	2- 1				
0- 0	0- 0	0- 0	NEUTRAL	0- 0	0- 0	0- 0				
6- 10	0- 2	0- 0	CONFERENCE	0- 4	0- 2	6- 2				
4- 5	0- 1	0- 0	HOME	0- 2	0- 1	4- 1				
2- 5	0- 1	0- 0	AWAY	0- 2	0- 1	2- 1				
0- 0	0- 0	0- 0	NEUTRAL	0- 0	0- 0	0- 0				

RPI 1-25				RPI 26-50				RPI 51-100				RPI 101+ Team's RPI: 243			
RPI	S	Opponent	Score	RPI	S	Opponent	Score	RPI	S	Opponent	Score	RPI	S	Opponent	Score
23	A	Drake	60 69					67	A	Missouri St.	49 84	119	A	Youngstown St.	63 74
23	H	Drake	55 83					67	H	Missouri St.	58 85	146	A	Southern Ill.	63 74
25	H	DePaul	76 102					81	A	Purdue	41 65	146	H	Southern Ill.	41 64
								90	A	UNI	52 64	154	A	Illinois St.	52 65
								90	H	UNI	65 71	154	H	Illinois St.	62 59
												160	H	Bradley	56 69
												187	A	Indiana St.	44 36
												187	H	Indiana St.	56 54
												219	H	SIUE	56 43
												223	A	Bowling Green	74 88
												226	H	UMKC	74 88
												268	A	Western Mich.	64 53
												312	H	Valparaiso	80 54
												331	H	Detroit Mercy	52 43
												333	A	Evansville	71 51
												333	H	Evansville	61 56
												335	H	Purdue Fort Wayne	81 67
												339	A	UIC	75 60
												350	H	Chicago St.	76 40
LAST 12 Division I GAMES:															
154	A	Illinois St.	52 65	90	H	UNI	65 71	160	H	Bradley	56 69				
67	H	Missouri St.	58 85	154	H	Illinois St.	62 59	146	A	Southern Ill.	63 74				
146	H	Southern Ill.	41 64	67	A	Missouri St.	49 84	187	H	Indiana St.	56 54				
333	A	Evansville	71 51	23	H	Drake	55 83								

Non-Div I Games:

Loyola Chicago

■ Loss,
■ Non-Conf,
■ S Site,
■ H Home
■ A Away
N Neutral

Average RPI Win: 292		WON-LOST	WINNING	LAST 10	STRENGTH OF	OPP. STRENGTH	TEAM	ADJ.	CONF.	ADJ CONF.
Average RPI Loss: 161		RECORD	PCT. RANK	GAMES	SCHEDULE	OF SCHEDULE	RPI	RPI	RPI	RPI
DIV. I ONLY		4- 23	334	0- 1	120	256	296	296	18	18
DIV. I NON-CONF.		1- 10	330	0- 1	132	258	288	288	21	21
TOTALS		RPI 1-25	RPI 26-50	W-L RECORDS	RPI 51-100	RPI 101-150	RPI 150+			
4- 23	0- 1		0- 2	OVERALL	0- 3	0- 4	4- 13			
2- 10	0- 0		0- 1	HOME	0- 1	0- 1	2- 7			
2- 12	0- 1		0- 1	AWAY	0- 2	0- 2	2- 6			
0- 1	0- 0		0- 0	NEUTRAL	0- 0	0- 1	0- 0			
1- 10	0- 1		0- 0	NON-CONFERENCE	0- 1	0- 2	1- 6			
0- 3	0- 0		0- 0	HOME	0- 0	0- 0	0- 3			
1- 6	0- 1		0- 0	AWAY	0- 1	0- 1	1- 3			
0- 1	0- 0		0- 0	NEUTRAL	0- 0	0- 1	0- 0			
3- 13	0- 0		0- 2	CONFERENCE	0- 2	0- 2	3- 7			
2- 7	0- 0		0- 1	HOME	0- 1	0- 1	2- 4			
1- 6	0- 0		0- 1	AWAY	0- 1	0- 1	1- 3			
0- 0	0- 0		0- 0	NEUTRAL	0- 0	0- 0	0- 0			

RPI 1-25					
RPI	S	Opponent	Score		
14	A	Maryland	48	83	
<div></div>					
RPI 26-50					
RPI	S	Opponent	Score		
48	A	Bucknell	55	87	
48	H	Bucknell	57	75	
<div></div>					
RPI 51-100					
RPI	S	Opponent	Score		
71	A	American	38	82	
71	H	American	56	67	
93	A	Georgetown	30	45	
<div></div>					
Team's RPI: 296					
RPI	S	Opponent	Score		
110	A	Towson	57	62	
117	N	Boston College	47	73	
140	A	Lehigh	42	51	
140	H	Lehigh	46	65	
157	H	Boston U.	62	64	
171	H	William & Mary	49	65	
191	A	Holy Cross	60	78	
191	H	Holy Cross	48	58	
196	A	George Mason	38	70	
198	A	Dartmouth	41	54	
228	H	Navy	46	58	
234	A	Monmouth	75	67	
237	H	Mt. St. Mary's	67	77	
238	A	Saint Joseph's	46	49	
246	A	Colgate	64	73	
246	H	Colgate	47	58	
262	H	St. Francis Brooklyn	70	75	
282	A	Army West Point	57	69	
282	H	Army West Point	70	51	
326	A	Lafayette	55	52	
326	H	Lafayette	62	50	
LAST 12 Division I GAMES:					
238	A	Saint Joseph's	46	49	
140	H	Lehigh	46	65	
246	H	Colgate	47	58	
48	A	Bucknell	55	87	
326	A	Lafayette	55	52	
71	H	American	56	67	
191	H	Holy Cross	48	58	
282	H	Army West Point	70	51	
140	A	Lehigh	42	51	
246	A	Colgate	64	73	
48	H	Bucknell	57	75	
326	H	Lafayette	62	50	

Non-Div I Games:

Loyola Maryland

■ Loss, ■ Non-Conf, S Site, H Home A Away N Neutral

Average RPI Win:	167	WON-LOST	WINNING	LAST 10	STRENGTH OF	OPP. STRENGTH	TEAM	ADJ.	CONF.	ADJ CONF.
Average RPI Loss:	104	RECORD	PCT. RANK	GAMES	SCHEDULE	OF SCHEDULE	RPI	RPI	RPI	RPI
DIV. I ONLY	17- 12	128	1- 0	86	102	108	108	8	8	
DIV. I NON-CONF.	7- 5	132	1- 0	93	194	102	102	7	7	
TOTALS	RPI 1-25	RPI 26-50	W-L RECORDS	RPI 51-100	RPI 101-150	RPI 150+				
17- 12	0- 1	2- 2	OVERALL	4- 5	0- 0	11- 4				
9- 5	0- 1	2- 0	HOME	2- 2	0- 0	5- 2				
8- 4	0- 0	0- 1	AWAY	2- 2	0- 0	6- 1				
0- 3	0- 0	0- 1	NEUTRAL	0- 1	0- 0	0- 1				
7- 5	0- 0	1- 1	NON-CONFERENCE	2- 1	0- 0	4- 3				
4- 1	0- 0	1- 0	HOME	1- 0	0- 0	2- 1				
3- 1	0- 0	0- 0	AWAY	1- 0	0- 0	2- 1				
0- 3	0- 0	0- 1	NEUTRAL	0- 1	0- 0	0- 1				
10- 7	0- 1	1- 1	CONFERENCE	2- 4	0- 0	7- 1				
5- 4	0- 1	1- 0	HOME	1- 2	0- 0	3- 1				
5- 3	0- 0	0- 1	AWAY	1- 2	0- 0	4- 0				
0- 0	0- 0	0- 0	NEUTRAL	0- 0	0- 0	0- 0				

RPI 1-25				RPI 26-50				RPI 51-100				RPI 101+ Team's RPI: 108			
RPI	S	Opponent	Score	RPI	S	Opponent	Score	RPI	S	Opponent	Score	RPI	S	Opponent	Score
13	H	Gonzaga	53 78	30	A	BYU	44 55	51	N	Indiana	43 67	152	A	CSUN	72 53
				30	H	BYU	61 58	55	A	Saint Mary's (CA)	62 86	156	A	Denver	75 104
				31	H	UCLA	69 63	55	H	Saint Mary's (CA)	69 56	165	A	Santa Clara	69 60
				35	N	South Dakota	40 67	78	A	Arizona	66 64	165	H	Santa Clara	75 83
								86	H	UC Davis	60 53	186	A	Portland	70 54
								94	A	Pepperdine	86 95	186	H	Portland	76 58
								94	H	Pepperdine	55 73	197	H	Robert Morris	61 53
								95	A	Pacific	72 67	201	N	Grambling	61 62
								95	H	Pacific	75 81	239	A	San Francisco	73 66
												239	H	San Francisco	66 58
												254	H	Northern Ariz.	62 63
												266	A	San Diego	69 52
												266	H	San Diego	83 57
												275	H	Long Beach St.	71 62
												300	A	UC Santa Barbara	70 57
LAST 12 Division I GAMES:															
197	H	Robert Morris	61 53	165	A	Santa Clara	69 60	266	H	San Diego	83 57	30	H	BYU	61 58
186	A	Portland	70 54	55	A	Saint Mary's (CA)	62 86	95	A	Pacific	72 67	94	A	Pepperdine	86 95
95	H	Pacific	75 81	94	H	Pepperdine	55 73								
55	H	Saint Mary's (CA)	69 56	239	A	San Francisco	73 66								

Non-Div I Games:

Loyola Marymount

■ Loss,
 ■ Non-Conf,
 ■ S Site,
 ■ H Home
 ■ A Away
 N Neutral

Average RPI Win: 221	WON-LOST	WINNING	LAST 10	STRENGTH OF	OPP. STRENGTH	TEAM	ADJ.	CONF.	ADJ CONF.
Average RPI Loss: 95	RECORD	PCT. RANK	GAMES	SCHEDULE	OF SCHEDULE	RPI	RPI	RPI	RPI
DIV. I ONLY	21- 7	45	0- 1	138	204	57	57	23	23
DIV. I NON-CONF.	7- 6	153	0- 1	42	66	56	56	25	25
TOTALS	RPI 1-25	RPI 26-50	W-L RECORDS	RPI 51-100	RPI 101-150	RPI 150+			
21- 7	0- 1	1- 0	OVERALL	3- 2	1- 3	16- 1			
10- 1	0- 0	0- 0	HOME	1- 1	1- 0	8- 0			
9- 5	0- 1	1- 0	AWAY	1- 1	0- 3	7- 0			
2- 1	0- 0	0- 0	NEUTRAL	1- 0	0- 0	1- 1			
7- 6	0- 1	1- 0	NON-CONFERENCE	3- 2	0- 2	3- 1			
2- 1	0- 0	0- 0	HOME	1- 1	0- 0	1- 0			
3- 4	0- 1	1- 0	AWAY	1- 1	0- 2	1- 0			
2- 1	0- 0	0- 0	NEUTRAL	1- 0	0- 0	1- 1			
14- 1	0- 0	0- 0	CONFERENCE	0- 0	1- 1	13- 0			
8- 0	0- 0	0- 0	HOME	0- 0	1- 0	7- 0			
6- 1	0- 0	0- 0	AWAY	0- 0	0- 1	6- 0			
0- 0	0- 0	0- 0	NEUTRAL	0- 0	0- 0	0- 0			

RPI 1-25				RPI 26-50				RPI 51-100 Team's RPI: 57				RPI 101+			
RPI	S	Opponent	Score	RPI	S	Opponent	Score	RPI	S	Opponent	Score	RPI	S	Opponent	Score
7	A	NC State	46 84	33	A	North Carolina	85 73	69	A	Green Bay	39 70	111	A	Fordham	64 72
								73	N	Penn	47 46	113	A	Hartford	46 49
								80	H	Duke	63 66	113	H	Hartford	78 58
								83	A	Harvard	67 60	115	A	Northeastern	55 63
								88	H	Toledo	73 59	151	A	Stony Brook	68 54
												151	H	Stony Brook	71 61
												170	N	Chattanooga	61 66
												193	N	N.C. A&T	58 52
												245	A	Albany (NY)	67 61
												245	H	Albany (NY)	76 65
												250	H	Binghamton	95 66
												272	H	Brown	102 96
												283	A	Vermont	63 51
												283	H	Vermont	66 45
												299	A	Bryant	74 57
												309	A	UMBC	58 45
												309	H	UMBC	84 44
												314	A	New Hampshire	69 45
												314	H	New Hampshire	67 46
												321	A	UMass Lowell	60 41
												321	H	UMass Lowell	79 45
LAST 12 Division I GAMES:															
170	N	Chattanooga	61 66	283	H	Vermont	66 45								
321	A	UMass Lowell	60 41	314	A	New Hampshire	69 45								
151	H	Stony Brook	71 61	321	H	UMass Lowell	79 45								
245	A	Albany (NY)	67 61	250	H	Binghamton	95 66								
113	H	Hartford	78 58	151	A	Stony Brook	68 54								
309	A	UMBC	58 45	113	A	Hartford	46 49								

Non-Div I Games:

Maine

■ Loss,
 ■ Non-Conf,
 ■ S Site,
 ■ Home
 ■ A Away
 N Neutral

Average RPI Win:	287	WON-LOST	WINNING	LAST 10	STRENGTH OF	OPP. STRENGTH	TEAM	ADJ.	CONF.	ADJ CONF.
Average RPI Loss:	186	RECORD	PCT. RANK	GAMES	SCHEDULE	OF SCHEDULE	RPI	RPI	RPI	RPI
DIV. I ONLY	10- 18	257	0- 1	213	327	277	277	26	26	
DIV. I NON-CONF.	2- 9	297	0- 0	157	348	321	321	27	27	
TOTALS	RPI 1-25	RPI 26-50	W-L RECORDS	RPI 51-100	RPI 101-150	RPI 150+				
10- 18	0- 0	0- 2	OVERALL	0- 2	1- 2	9- 12				
6- 9	0- 0	0- 1	HOME	0- 2	0- 1	6- 5				
4- 9	0- 0	0- 1	AWAY	0- 0	1- 1	3- 7				
0- 0	0- 0	0- 0	NEUTRAL	0- 0	0- 0	0- 0				
2- 9	0- 0	0- 0	NON-CONFERENCE	0- 2	0- 1	2- 6				
2- 5	0- 0	0- 0	HOME	0- 2	0- 0	2- 3				
0- 4	0- 0	0- 0	AWAY	0- 0	0- 1	0- 3				
0- 0	0- 0	0- 0	NEUTRAL	0- 0	0- 0	0- 0				
8- 9	0- 0	0- 2	CONFERENCE	0- 0	1- 1	7- 6				
4- 4	0- 0	0- 1	HOME	0- 0	0- 1	4- 2				
4- 5	0- 0	0- 1	AWAY	0- 0	1- 0	3- 4				
0- 0	0- 0	0- 0	NEUTRAL	0- 0	0- 0	0- 0				

RPI S	Opponent	Score	RPI S	Opponent	Score	RPI S	Opponent	Score	RPI S	Opponent	Score	Team's RPI: 277
46	A Quinnipiac	42 59	46	H Quinnipiac	39 64	64	H Drexel	39 53	111	A Fordham	61 65	
						68	H Wright St.	44 60	129	A Marist	69 51	
									129	H Marist	51 62	
									151	H Stony Brook	48 79	
									177	A Rider	60 57	
									177	H Rider	63 73	
									191	A Holy Cross	53 61	
									217	H Sacred Heart	46 74	
									234	A Monmouth	63 71	
									245	A Albany (NY)	54 60	
									262	A St. Francis Brooklyn	65 73	
									267	A Niagara	51 61	
									267	H Niagara	54 58	
									269	A Siena	56 62	
									269	H Siena	52 48	
									278	A Canisius	44 47	
									293	H Fairfield	47 41	
									324	A Iona	54 52	
									324	H Iona	55 33	
									326	H Lafayette	60 49	
									331	H Detroit Mercy	56 58	
									342	A Saint Peter's	62 44	
									342	H Saint Peter's	62 46	
									346	H LIU Brooklyn	61 46	
LAST 12 Division I GAMES:												
46	A Quinnipiac	42 59	342	A Saint Peter's	62 44	129	H Marist	51 62				
342	H Saint Peter's	62 46	269	H Siena	52 48	293	H Fairfield	47 41				
324	A Iona	54 52	129	A Marist	69 51	267	H Niagara	54 58				
177	A Rider	60 57										
46	H Quinnipiac	39 64										
234	A Monmouth	63 71										

Non-Div I Games:

Manhattan

■ Loss,
 ■ Non-Conf,
 ■ S Site,
 ■ H Home
 ■ A Away
 N Neutral

M
a
r
i
s
t

M
a
r
i
s
t

Marist

Loss, Non-Conf, S Site, H Home A Away N Neutral

Average RPI Win:	114	WON-LOST	WINNING	LAST 10	STRENGTH OF	OPP. STRENGTH	TEAM	ADJ.	CONF.	ADJ CONF.
Average RPI Loss:	36	RECORD	PCT. RANK	GAMES	SCHEDULE	OF SCHEDULE	RPI	RPI	RPI	RPI
DIV. I ONLY	23- 5	19	1- 0	13	49	11	11	6	6	
DIV. I NON-CONF.	9- 3	61	1- 0	17	34	18	18	4	4	
TOTALS	RPI 1-25	RPI 26-50	W-L RECORDS	RPI 51-100	RPI 101-150	RPI 150+				
23- 5	2- 3	5- 1	OVERALL	4- 0	7- 1	5- 0				
15- 2	1- 1	3- 1	HOME	3- 0	5- 0	3- 0				
8- 3	1- 2	2- 0	AWAY	1- 0	2- 1	2- 0				
0- 0	0- 0	0- 0	NEUTRAL	0- 0	0- 0	0- 0				
9- 3	0- 3	2- 0	NON-CONFERENCE	2- 0	2- 0	3- 0				
7- 1	0- 1	2- 0	HOME	2- 0	1- 0	2- 0				
2- 2	0- 2	0- 0	AWAY	0- 0	1- 0	1- 0				
0- 0	0- 0	0- 0	NEUTRAL	0- 0	0- 0	0- 0				
14- 2	2- 0	3- 1	CONFERENCE	2- 0	5- 1	2- 0				
8- 1	1- 0	1- 1	HOME	1- 0	4- 0	1- 0				
6- 1	1- 0	2- 0	AWAY	1- 0	1- 1	1- 0				
0- 0	0- 0	0- 0	NEUTRAL	0- 0	0- 0	0- 0				

RPI	S	Opponent	Score	RPI	S	Opponent	Score	RPI	S	Opponent	Score	RPI	S	Opponent	Score
1	H	Notre Dame	63 87	29	H	South Dakota St.	91 52	69	H	Green Bay	80 54	104	A	St. John's (NY)	74 81
9	A	Mississippi St.	82 87	44	H	Michigan	85 74	90	H	UNI	102 61	104	H	St. John's (NY)	83 73
17	A	Miami (FL)	55 63	47	A	Villanova	91 55	93	A	Georgetown	72 62	105	H	Creighton	85 67
25	A	DePaul	93 87	47	H	Villanova	93 55	93	H	Georgetown	59 52	112	A	Northwestern	76 57
25	H	DePaul	96 63	49	A	Butler	87 58					114	H	Providence	85 46
				49	H	Butler	57 61					137	H	Montana St.	100 52
LAST 12 Division I GAMES:															
				90	H	UNI	102 61	47	H	Villanova	93 55				
				17	A	Miami (FL)	55 63	93	H	Georgetown	59 52				
				188	H	Xavier	79 53	25	A	DePaul	93 87				
				49	H	Butler	57 61	49	A	Butler	87 58				
				139	A	Seton Hall	109 63	188	A	Xavier	90 44				
				104	A	St. John's (NY)	74 81	104	H	St. John's (NY)	83 73				

Non-Div I Games:

Marquette

■ Loss,
■ Non-Conf,
■ S Site,
■ H Home
■ A Away
N Neutral

Average RPI Win:	244	WON-LOST	WINNING	LAST 10	STRENGTH OF	OPP. STRENGTH	TEAM	ADJ.	CONF.	ADJ CONF.
Average RPI Loss:	135	RECORD	PCT. RANK	GAMES	SCHEDULE	OF SCHEDULE	RPI	RPI	RPI	RPI
DIV. I ONLY	14- 12	154	0- 1	298	137	203	203	14	14	
DIV. I NON-CONF.	5- 7	206	0- 0	342	196	327	327	17	17	
TOTALS	RPI 1-25	RPI 26-50	W-L RECORDS	RPI 51-100	RPI 101-150	RPI 150+				
14- 12	0- 0	0- 1	OVERALL	2- 1	1- 6	11- 4				
9- 5	0- 0	0- 1	HOME	1- 0	1- 2	7- 2				
5- 7	0- 0	0- 0	AWAY	1- 1	0- 4	4- 2				
0- 0	0- 0	0- 0	NEUTRAL	0- 0	0- 0	0- 0				
5- 7	0- 0	0- 0	NON-CONFERENCE	0- 1	0- 3	5- 3				
5- 2	0- 0	0- 0	HOME	0- 0	0- 1	5- 1				
0- 5	0- 0	0- 0	AWAY	0- 1	0- 2	0- 2				
0- 0	0- 0	0- 0	NEUTRAL	0- 0	0- 0	0- 0				
9- 5	0- 0	0- 1	CONFERENCE	2- 0	1- 3	6- 1				
4- 3	0- 0	0- 1	HOME	1- 0	1- 1	2- 1				
5- 2	0- 0	0- 0	AWAY	1- 0	0- 2	4- 0				
0- 0	0- 0	0- 0	NEUTRAL	0- 0	0- 0	0- 0				

RPI 1-25				RPI 26-50				RPI 51-100				RPI 101+				Team's RPI: 203	
RPI	S	Opponent	Score	RPI	S	Opponent	Score	RPI	S	Opponent	Score	RPI	S	Opponent	Score		
				32	H	Rice	67 79	53	A	Clemson	54 68	103	A	UAB	59 77		
								59	A	Middle Tenn.	59 53	110	H	Towson	69 76		
								89	H	Old Dominion	57 48	120	H	Charlotte	63 62		
												121	A	Western Ky.	55 85		
												121	H	Western Ky.	66 69		
												146	A	Southern Ill.	49 58		
												149	A	Appalachian St.	52 74		
												172	H	Louisiana Tech	90 88		
												176	H	North Texas	67 55		
												183	H	Southern Miss.	52 64		
												187	H	Indiana St.	53 62		
												189	A	Wisconsin	49 67		
												223	A	Bowling Green	76 99		
												280	A	UTEP	63 60		
												285	H	Cleveland St.	86 64		
												302	H	Tennessee St.	80 59		
												305	A	Fla. Atlantic	72 67		
												307	A	UTSA	79 72		
												315	A	FIU	86 58		
												330	H	Coppin St.	88 67		
												333	H	Evansville	72 65		
												343	H	Delaware St.	75 63		
LAST 12 Division I GAMES:																	
				121	H	Western Ky.	66 69	280	A	UTEP	63 60						
				59	A	Middle Tenn.	59 53	183	H	Southern Miss.	52 64						
				103	A	UAB	59 77	172	H	Louisiana Tech	90 88						
				32	H	Rice	67 79	315	A	FIU	86 58						
				176	H	North Texas	67 55	305	A	Fla. Atlantic	72 67						
				307	A	UTSA	79 72	121	A	Western Ky.	55 85						

Non-Div I Games: Bluefield St. 82 29

Marshall

■ Loss,
 ■ Non-Conf,
 ■ S Site,
 ■ Home
 ■ A Away
 N Neutral

Maryland

Through Games Of Feb. 28, 2019

Average RPI Win: 132	WON-LOST	WINNING	LAST 10	STRENGTH OF	OPP. STRENGTH	TEAM	ADJ.	CONF.	ADJ CONF.
Average RPI Loss: 25	RECORD	PCT. RANK	GAMES	SCHEDULE	OF SCHEDULE	RPI	RPI	RPI	RPI
DIV. I ONLY	25- 3	7	1- 0	83	35	14	14	4	4
DIV. I NON-CONF.	11- 0	1	0- 0	221	85	25	25	6	6
TOTALS	RPI 1-25	RPI 26-50	W-L RECORDS	RPI 51-100	RPI 101-150	RPI 150+			
25- 3	1- 1	4- 2	OVERALL	7- 0	6- 0	7- 0			
13- 1	0- 0	3- 1	HOME	2- 0	4- 0	4- 0			
10- 2	1- 1	1- 1	AWAY	4- 0	2- 0	2- 0			
2- 0	0- 0	0- 0	NEUTRAL	1- 0	0- 0	1- 0			
11- 0	1- 0	2- 0	NON-CONFERENCE	1- 0	2- 0	5- 0			
6- 0	0- 0	2- 0	HOME	0- 0	1- 0	3- 0			
3- 0	1- 0	0- 0	AWAY	0- 0	1- 0	1- 0			
2- 0	0- 0	0- 0	NEUTRAL	1- 0	0- 0	1- 0			
14- 3	0- 1	2- 2	CONFERENCE	6- 0	4- 0	2- 0			
7- 1	0- 0	1- 1	HOME	2- 0	3- 0	1- 0			
7- 2	0- 1	1- 1	AWAY	4- 0	1- 0	1- 0			
0- 0	0- 0	0- 0	NEUTRAL	0- 0	0- 0	0- 0			

RPI	S	Opponent	Score	RPI	S	Opponent	Score	RPI	S	Opponent	Score	RPI	S	Opponent	Score
8	A	Iowa	73 86	26	A	Rutgers	62 48	51	A	Indiana	76 56	105	H	Minnesota	71 69
15	A	South Carolina	85 61	26	H	Rutgers	65 73	72	A	Ohio St.	70 57	112	H	Northwestern	72 57
				37	H	James Madison	87 63	72	H	Ohio St.	75 69	122	H	Dayton	82 71
				40	A	Michigan St.	60 77	81	A	Purdue	58 55	127	A	Penn St.	77 61
				43	H	Georgia Tech	67 54	87	A	Nebraska	81 63	127	H	Penn St.	79 67
				44	H	Michigan	83 69	87	H	Nebraska	89 63	148	A	Delaware	77 53
								98	N	Georgia	58 51	189	H	Wisconsin	75 57
												195	A	George Washington	69 30
												213	A	Illinois	80 66
												296	H	Loyola Maryland	83 48
												308	N	Morgan St.	68 44
												309	H	UMBC	92 61
												330	H	Coppin St.	93 36
LAST 12 Division I GAMES:															
81	A	Purdue	58 55	213	A	Illinois	80 66								
105	H	Minnesota	71 69	189	H	Wisconsin	75 57								
8	A	Iowa	73 86	51	A	Indiana	76 56								
87	H	Nebraska	89 63	72	A	Ohio St.	70 57								
26	A	Rutgers	62 48	127	H	Penn St.	79 67								
112	H	Northwestern	72 57	40	A	Michigan St.	60 77								

Non-Div I Games:

Maryland

Loss, Non-Conf, S Site, H Home A Away N Neutral

Massachusetts

Through Games Of Feb. 28, 2019

Average RPI Win:	229	WON-LOST	WINNING	LAST 10	STRENGTH OF	OPP. STRENGTH	TEAM	ADJ.	CONF.	ADJ CONF.
Average RPI Loss:	185	RECORD	PCT. RANK	GAMES	SCHEDULE	OF SCHEDULE	RPI	RPI	RPI	RPI
DIV. I ONLY	14- 15	182	1- 0	256	245	227	227	17	17	
DIV. I NON-CONF.	8- 6	138	0- 0	243	329	195	195	16	16	
TOTALS	RPI 1-25	RPI 26-50	W-L RECORDS	RPI 51-100	RPI 101-150	RPI 150+				
14- 15	0- 0	0- 1	OVERALL	0- 0	2- 5	12- 9				
9- 6	0- 0	0- 0	HOME	0- 0	1- 0	8- 6				
4- 8	0- 0	0- 0	AWAY	0- 0	1- 5	3- 3				
1- 1	0- 0	0- 1	NEUTRAL	0- 0	0- 0	1- 0				
8- 6	0- 0	0- 1	NON-CONFERENCE	0- 0	1- 2	7- 3				
5- 2	0- 0	0- 0	HOME	0- 0	0- 0	5- 2				
2- 3	0- 0	0- 0	AWAY	0- 0	1- 2	1- 1				
1- 1	0- 0	0- 1	NEUTRAL	0- 0	0- 0	1- 0				
6- 9	0- 0	0- 0	CONFERENCE	0- 0	1- 3	5- 6				
4- 4	0- 0	0- 0	HOME	0- 0	1- 0	3- 4				
2- 5	0- 0	0- 0	AWAY	0- 0	0- 3	2- 2				
0- 0	0- 0	0- 0	NEUTRAL	0- 0	0- 0	0- 0				

RPI 1-25			RPI 26-50			RPI 51-100			RPI 101+ Team's RPI: 227		
RPI	S	Opponent	Score	RPI	S	Opponent	Score	RPI	S	Opponent	Score
				48	N	Bucknell	58 77				
LAST 12 Division I GAMES:											
276	H	Richmond	64 38	135	H	Duquesne	69 66	272	A	Brown	90 61
111	A	Fordham	64 76	276	A	Richmond	58 62	276	A	Richmond	58 62
195	H	George Washington	59 66	107	A	VCU	48 52	276	H	Richmond	64 38
158	H	Davidson	49 64	259	H	St. Bonaventure	63 64	288	A	La Salle	74 60
238	A	Saint Joseph's	54 55	158	A	Davidson	70 58	293	N	Fairfield	59 49
252	H	Rhode Island	56 34	196	H	George Mason	52 70	304	H	Incarnate Word	71 59

Non-Div I Games:

Massachusetts

■ Loss,
 ■ Non-Conf,
 ■ S Site,
 ■ H Home
 ■ A Away
 N Neutral

RPI	S	Opponent	Score	
318	H	Central Conn. St.	74	59
321	H	UMass Lowell	59	62

M
a
s
s
a
c
h
u
s
e
t
t
s

M
a
s
s
a
c
h
u
s
e
t
t
s

Massachusetts

Average RPI Win:	281	WON-LOST	WINNING	LAST 10	STRENGTH OF	OPP. STRENGTH	TEAM	ADJ.	CONF.	ADJ CONF.
Average RPI Loss:	192	RECORD	PCT. RANK	GAMES	SCHEDULE	OF SCHEDULE	RPI	RPI	RPI	RPI
DIV. I ONLY	4- 19	323	0- 1	249	300	323	323	25	25	
DIV. I NON-CONF.	0- 8	336	0- 0	101	200	312	312	23	23	
TOTALS	RPI 1-25	RPI 26-50	W-L RECORDS	RPI 51-100	RPI 101-150	RPI 150+				
4- 19	0- 0	0- 2	OVERALL	0- 3	0- 1	4- 13				
2- 9	0- 0	0- 0	HOME	0- 2	0- 0	2- 7				
2- 10	0- 0	0- 2	AWAY	0- 1	0- 1	2- 6				
0- 0	0- 0	0- 0	NEUTRAL	0- 0	0- 0	0- 0				
0- 8	0- 0	0- 2	NON-CONFERENCE	0- 1	0- 1	0- 4				
0- 2	0- 0	0- 0	HOME	0- 0	0- 0	0- 2				
0- 6	0- 0	0- 2	AWAY	0- 1	0- 1	0- 2				
0- 0	0- 0	0- 0	NEUTRAL	0- 0	0- 0	0- 0				
4- 11	0- 0	0- 0	CONFERENCE	0- 2	0- 0	4- 9				
2- 7	0- 0	0- 0	HOME	0- 2	0- 0	2- 5				
2- 4	0- 0	0- 0	AWAY	0- 0	0- 0	2- 4				
0- 0	0- 0	0- 0	NEUTRAL	0- 0	0- 0	0- 0				

RPI S	Opponent	Score	RPI S	Opponent	Score	RPI S	Opponent	Score	RPI S	Opponent	Score	Team's RPI: 323
28	A Texas	40 96	61	A LSU	36 86	103	A UAB	48 91				
32	A Rice	65 93	62	H Lamar University	62 64	159	A Abilene Christian	52 109				
			79	H SFA	48 97	172	H Louisiana Tech	48 89				
						173	A Nicholls St.	69 68				
						173	H Nicholls St.	55 78				
						185	H Sam Houston St.	80 93				
						201	A Grambling	51 75				
						261	H Louisiana	59 70				
						270	A Central Ark.	45 76				
						291	A New Orleans	76 88				
						291	H New Orleans	60 64				
						304	H Incarnate Word	66 68				
						306	A Southeastern La.	75 70				
						306	H Southeastern La.	62 56				
						316	A La.-Monroe	60 69				
						328	A Northwestern St.	63 82				
						328	H Northwestern St.	73 89				
						337	H Houston Baptist	81 71				
LAST 12 Division I GAMES:												
173	H Nicholls St.	55 78	185	H Sam Houston St.	80 93							
291	H New Orleans	60 64	62	H Lamar University	62 64							
270	A Central Ark.	45 76	337	H Houston Baptist	81 71							
306	A Southeastern La.	75 70	306	H Southeastern La.	62 56							
79	H SFA	48 97	173	A Nicholls St.	69 68							
328	H Northwestern St.	73 89	291	A New Orleans	76 88							

Non-Div I Games: LSU-Alexandria 60 68 Southern-N.O. 106 54 Louisiana Col. 86 68

McNeese

Loss, Non-Conf, S Site, H Home A Away N Neutral

Average RPI Win:	218	WON-LOST	WINNING	LAST 10	STRENGTH OF	OPP. STRENGTH	TEAM	ADJ.	CONF.	ADJ CONF.
Average RPI Loss:	138	RECORD	PCT. RANK	GAMES	SCHEDULE	OF SCHEDULE	RPI	RPI	RPI	RPI
DIV. I ONLY	10- 17	249	0- 1	107	170	206	206	9	9	
DIV. I NON-CONF.	5- 8	224	0- 0	186	306	271	271	8	8	
TOTALS	RPI 1-25	RPI 26-50	W-L RECORDS	RPI 51-100	RPI 101-150	RPI 150+				
10- 17	0- 2	0- 0	OVERALL	0- 4	3- 3	7- 8				
6- 9	0- 1	0- 0	HOME	0- 3	1- 1	5- 4				
3- 8	0- 1	0- 0	AWAY	0- 1	1- 2	2- 4				
1- 0	0- 0	0- 0	NEUTRAL	0- 0	1- 0	0- 0				
5- 8	0- 0	0- 0	NON-CONFERENCE	0- 2	1- 1	4- 5				
4- 4	0- 0	0- 0	HOME	0- 2	0- 0	4- 2				
0- 4	0- 0	0- 0	AWAY	0- 0	0- 1	0- 3				
1- 0	0- 0	0- 0	NEUTRAL	0- 0	1- 0	0- 0				
5- 9	0- 2	0- 0	CONFERENCE	0- 2	2- 2	3- 3				
2- 5	0- 1	0- 0	HOME	0- 1	1- 1	1- 2				
3- 4	0- 1	0- 0	AWAY	0- 1	1- 1	2- 1				
0- 0	0- 0	0- 0	NEUTRAL	0- 0	0- 0	0- 0				

RPI	S	Opponent	Score	RPI	S	Opponent	Score	RPI	S	Opponent	Score	RPI	S	Opponent	Score	Team's RPI: 206
6	A	UConn	45 102					75	H	Little Rock	60 63	102	H	Houston	57 59	
18	H	UCF	55 68					84	A	Cincinnati	56 80	103	A	UAB	54 85	
								84	H	Cincinnati	69 89	125	A	South Fla.	47 40	
								88	H	Toledo	48 58	143	N	Mercer	59 53	
												150	A	Tulsa	39 46	
												150	H	Tulsa	59 56	
												162	A	Coastal Caro.	71 90	
												164	A	Tulane	65 59	
												164	H	Tulane	61 62	
												172	H	Louisiana Tech	50 66	
												180	A	Arkansas St.	66 77	
												195	A	George Washington	38 51	
												221	A	East Carolina	59 68	
												221	H	East Carolina	58 46	
												232	H	Southeast Mo. St.	69 57	
												247	A	Wichita St.	71 50	
												247	H	Wichita St.	48 57	
												279	H	Jackson St.	68 67	
												281	H	Samford	53 48	
												291	H	New Orleans	59 66	
												338	H	N.C. Central	77 56	
LAST 12 Division I GAMES:																
102	H	Houston	57 59	150	H	Tulsa	59 56									
6	A	UConn	45 102	164	H	Tulane	61 62									
164	A	Tulane	65 59	84	A	Cincinnati	56 80									
84	H	Cincinnati	69 89	125	A	South Fla.	47 40									
221	A	East Carolina	59 68	221	H	East Carolina	58 46									
247	H	Wichita St.	48 57	247	A	Wichita St.	71 50									

Non-Div I Games:

Memphis

■ Loss,
 ■ Non-Conf,
 ■ S Site,
 ■ H Home
 ■ A Away
 N Neutral

Average RPI Win: 244	WON-LOST	WINNING	LAST 10	STRENGTH OF	OPP. STRENGTH	TEAM	ADJ.	CONF.	ADJ CONF.
Average RPI Loss: 135	RECORD	PCT. RANK	GAMES	SCHEDULE	OF SCHEDULE	RPI	RPI	RPI	RPI
DIV. I ONLY	21- 7	45	1- 0	323	155	143	143	27	27
DIV. I NON-CONF.	8- 7	160	0- 0	268	72	193	193	24	24
TOTALS	RPI 1-25	RPI 26-50	W-L RECORDS	RPI 51-100	RPI 101-150	RPI 150+			
21- 7	0- 2	0- 0	OVERALL	0- 1	1- 1	20- 3			
10- 3	0- 2	0- 0	HOME	0- 0	1- 0	9- 1			
10- 3	0- 0	0- 0	AWAY	0- 1	0- 1	10- 1			
1- 1	0- 0	0- 0	NEUTRAL	0- 0	0- 0	1- 1			
8- 7	0- 2	0- 0	NON-CONFERENCE	0- 1	1- 1	7- 3			
4- 3	0- 2	0- 0	HOME	0- 0	1- 0	3- 1			
3- 3	0- 0	0- 0	AWAY	0- 1	0- 1	3- 1			
1- 1	0- 0	0- 0	NEUTRAL	0- 0	0- 0	1- 1			
13- 0	0- 0	0- 0	CONFERENCE	0- 0	0- 0	13- 0			
6- 0	0- 0	0- 0	HOME	0- 0	0- 0	6- 0			
7- 0	0- 0	0- 0	AWAY	0- 0	0- 0	7- 0			
0- 0	0- 0	0- 0	NEUTRAL	0- 0	0- 0	0- 0			

RPI 1-25				RPI 26-50				RPI 51-100				RPI 101+ Team's RPI: 143			
RPI	S	Opponent	Score	RPI	S	Opponent	Score	RPI	S	Opponent	Score	RPI	S	Opponent	Score
18	H	UCF	42 76					98	A	Georgia	60 67	120	H	Charlotte	57 40
22	H	Florida St.	56 57									142	A	Wake Forest	54 69
												170	A	Chattanooga	62 56
												170	H	Chattanooga	65 58
												190	H	UNC Asheville	61 47
												195	A	George Washington	61 53
												206	N	Memphis	53 59
												210	A	Furman	75 60
												210	H	Furman	66 62
												220	A	Howard	85 70
												222	H	Florida	92 82
												223	N	Bowling Green	76 63
												229	A	Jacksonville	66 71
												233	H	Columbia	68 72
												248	A	ETSU	83 77
												248	H	ETSU	64 41
												274	A	Wofford	81 79
												281	A	Samford	68 52
												281	H	Samford	76 68
												284	A	Ga. Southern	79 72
												297	H	Kennesaw St.	64 48
												298	A	UNC Greensboro	71 58
												298	H	UNC Greensboro	85 73
												340	A	Western Caro.	69 67
												340	H	Western Caro.	71 55
LAST 12 Division I GAMES:															
210	H	Furman	66 62	210	A	Furman	75 60								
170	A	Chattanooga	62 56	274	A	Wofford	81 79								
248	A	ETSU	83 77	248	H	ETSU	64 41								
340	H	Western Caro.	71 55	170	H	Chattanooga	65 58								
298	H	UNC Greensboro	85 73	298	A	UNC Greensboro	71 58								
281	A	Samford	68 52	340	A	Western Caro.	69 67								

Non-Div I Games:

Mercer

■ Loss,
 ■ Non-Conf,
 ■ S Site,
 ■ H Home
 ■ A Away
 N Neutral

Average RPI Win:	118	WON-LOST	WINNING	LAST 10	STRENGTH OF	OPP. STRENGTH	TEAM	ADJ.	CONF.	ADJ CONF.
Average RPI Loss:	42	RECORD	PCT. RANK	GAMES	SCHEDULE	OF SCHEDULE	RPI	RPI	RPI	RPI
DIV. I ONLY	24- 6	24	2- 1	47	7	17	17	1	1	
DIV. I NON-CONF.	12- 3	52	2- 1	142	46	51	51	1	1	
TOTALS	RPI 1-25	RPI 26-50	W-L RECORDS	RPI 51-100	RPI 101-150	RPI 150+				
24- 6	5- 3	2- 0	OVERALL	4- 3	5- 0	8- 0				
16- 2	3- 1	2- 0	HOME	3- 1	3- 0	5- 0				
6- 4	2- 2	0- 0	AWAY	1- 2	2- 0	1- 0				
2- 0	0- 0	0- 0	NEUTRAL	0- 0	0- 0	2- 0				
12- 3	1- 2	0- 0	NON-CONFERENCE	2- 1	1- 0	8- 0				
9- 1	1- 1	0- 0	HOME	2- 0	1- 0	5- 0				
1- 2	0- 1	0- 0	AWAY	0- 1	0- 0	1- 0				
2- 0	0- 0	0- 0	NEUTRAL	0- 0	0- 0	2- 0				
12- 3	4- 1	2- 0	CONFERENCE	2- 2	4- 0	0- 0				
7- 1	2- 0	2- 0	HOME	1- 1	2- 0	0- 0				
5- 2	2- 1	0- 0	AWAY	1- 1	2- 0	0- 0				
0- 0	0- 0	0- 0	NEUTRAL	0- 0	0- 0	0- 0				

RPI	S	Opponent	Score	RPI	S	Opponent	Score	RPI	S	Opponent	Score	RPI	S	Opponent	Score
1	H	Notre Dame	72 65	33	H	North Carolina	76 68	53	H	Clemson	67 76	101	H	Virginia	72 59
3	A	Louisville	79 73	43	H	Georgia Tech	69 56	58	A	Virginia Tech	65 73	113	H	Hartford	75 62
10	A	Syracuse	84 71					58	H	Virginia Tech	68 61	117	H	Boston College	76 73
11	H	Marquette	63 55					79	H	SFA	81 60	124	A	Pittsburgh	65 51
12	A	Iowa St.	52 75					80	A	Duke	58 50	142	A	Wake Forest	72 57
22	A	Florida St.	58 62					81	A	Purdue	63 74	153	N	Alabama	101 74
22	H	Florida St.	64 54					87	H	Nebraska	82 68	163	H	Colorado	73 58
24	H	Central Mich.	80 90									169	H	Temple	73 61
												179	N	Vanderbilt	90 65
												192	H	UMES	71 53
												291	H	New Orleans	78 38
												315	A	FIU	94 43
												348	H	Florida A&M	103 54
LAST 12 Division I GAMES:															
113	H	Hartford	75 62	3	A	Louisville	79 73								
11	H	Marquette	63 55	124	A	Pittsburgh	65 51								
12	A	Iowa St.	52 75	1	H	Notre Dame	72 65								
43	H	Georgia Tech	69 56	101	H	Virginia	72 59								
22	H	Florida St.	64 54	22	A	Florida St.	58 62								
58	A	Virginia Tech	65 73	117	H	Boston College	76 73								

Non-Div I Games:

Miami (FL)

■ Loss,
■ Non-Conf, S Site,
■ Home
■ Away
N Neutral

Average RPI Win:	185	WON-LOST	WINNING	LAST 10	STRENGTH OF	OPP. STRENGTH	TEAM	ADJ.	CONF.	ADJ CONF.
Average RPI Loss:	112	RECORD	PCT. RANK	GAMES	SCHEDULE	OF SCHEDULE	RPI	RPI	RPI	RPI
DIV. I ONLY	20- 5	24	0- 1	169	113	45	45	7	7	
DIV. I NON-CONF.	8- 2	52	0- 0	325	278	122	122	9	9	
TOTALS	RPI 1-25	RPI 26-50	W-L RECORDS	RPI 51-100	RPI 101-150	RPI 150+				
20- 5	1- 1	1- 1	OVERALL	5- 2	2- 0	11- 1				
9- 1	0- 0	0- 1	HOME	4- 0	1- 0	4- 0				
11- 4	1- 1	1- 0	AWAY	1- 2	1- 0	7- 1				
0- 0	0- 0	0- 0	NEUTRAL	0- 0	0- 0	0- 0				
8- 2	0- 1	0- 0	NON-CONFERENCE	1- 0	1- 0	6- 1				
3- 0	0- 0	0- 0	HOME	1- 0	1- 0	1- 0				
5- 2	0- 1	0- 0	AWAY	0- 0	0- 0	5- 1				
0- 0	0- 0	0- 0	NEUTRAL	0- 0	0- 0	0- 0				
12- 3	1- 0	1- 1	CONFERENCE	4- 2	1- 0	5- 0				
6- 1	0- 0	0- 1	HOME	3- 0	0- 0	3- 0				
6- 2	1- 0	1- 0	AWAY	1- 2	1- 0	2- 0				
0- 0	0- 0	0- 0	NEUTRAL	0- 0	0- 0	0- 0				

RPI 1-25				RPI 26-50				Team's RPI: 45	RPI 51-100				RPI 101+			
RPI	S	Opponent	Score	RPI	S	Opponent	Score		RPI	S	Opponent	Score	RPI	S	Opponent	Score
3	A	Louisville	73 95	36	H	Buffalo	59 66		77	A	Kent St.	58 67	126	H	High Point	68 55
24	A	Central Mich.	70 67	39	A	Ohio	67 61		77	H	Kent St.	79 63	141	A	Akron	67 61
									84	H	Cincinnati	78 65	199	H	Eastern Mich.	63 58
									88	A	Toledo	65 56	208	H	Ball St.	60 57
									88	H	Toledo	65 64	216	A	Jacksonville St.	58 41
									97	A	Northern Ill.	71 82	223	A	Bowling Green	82 75
									97	H	Northern Ill.	70 45	223	H	Bowling Green	75 62
													268	A	Western Mich.	81 62
													278	A	Canisius	62 59
													312	A	Valparaiso	68 47
													331	A	Detroit Mercy	78 59
													332	H	Eastern Ky.	60 44
													339	A	UIC	65 56
													348	A	Florida A&M	56 57
LAST 12 Division I GAMES:																
				77	A	Kent St.	58 67		199	H	Eastern Mich.	63 58				
				223	H	Bowling Green	75 62		268	A	Western Mich.	81 62				
				88	A	Toledo	65 56		39	A	Ohio	67 61				
				141	A	Akron	67 61		77	H	Kent St.	79 63				
				97	H	Northern Ill.	70 45		208	H	Ball St.	60 57				
				223	A	Bowling Green	82 75		24	A	Central Mich.	70 67				

Non-Div I Games: Ohio Dominican 74 29

Miami (OH)

■ Loss,
 ■ Non-Conf, S Site,
 ■ Home
 ■ Away
 N Neutral

Average RPI Win:	166	WON-LOST	WINNING	LAST 10	STRENGTH OF	OPP. STRENGTH	TEAM	ADJ.	CONF.	ADJ CONF.
Average RPI Loss:	37	RECORD	PCT. RANK	GAMES	SCHEDULE	OF SCHEDULE	RPI	RPI	RPI	RPI
DIV. I ONLY	19- 10	85	1- 1	72	53	44	44	4	4	
DIV. I NON-CONF.	9- 3	61	1- 1	234	119	87	87	6	6	
TOTALS	RPI 1-25	RPI 26-50	W-L RECORDS	RPI 51-100	RPI 101-150	RPI 150+				
19- 10	1- 4	2- 3	OVERALL	3- 3	3- 0	10- 0				
12- 1	1- 0	1- 1	HOME	3- 0	2- 0	5- 0				
5- 8	0- 4	0- 1	AWAY	0- 3	1- 0	4- 0				
2- 1	0- 0	1- 1	NEUTRAL	0- 0	0- 0	1- 0				
9- 3	0- 2	1- 1	NON-CONFERENCE	0- 0	0- 0	8- 0				
5- 0	0- 0	0- 0	HOME	0- 0	0- 0	5- 0				
2- 2	0- 2	0- 0	AWAY	0- 0	0- 0	2- 0				
2- 1	0- 0	1- 1	NEUTRAL	0- 0	0- 0	1- 0				
10- 7	1- 2	1- 2	CONFERENCE	3- 3	3- 0	2- 0				
7- 1	1- 0	1- 1	HOME	3- 0	2- 0	0- 0				
3- 6	0- 2	0- 1	AWAY	0- 3	1- 0	2- 0				
0- 0	0- 0	0- 0	NEUTRAL	0- 0	0- 0	0- 0				

RPI 1-25				RPI 26-50				Team's RPI: 44	RPI 51-100				RPI 101+			
RPI	S	Opponent	Score	RPI	S	Opponent	Score		RPI	S	Opponent	Score	RPI	S	Opponent	Score
7	A	NC State	55 66	26	H	Rutgers	86 76		51	A	Indiana	60 70	105	H	Minnesota	76 60
8	A	Iowa	61 75	27	N	Missouri	70 54		51	H	Indiana	67 58	112	H	Northwestern	79 78
8	H	Iowa	90 81	28	N	Texas	52 69		72	H	Ohio St.	62 58	127	A	Penn St.	66 62
11	A	Marquette	74 85	40	A	Michigan St.	64 74		81	A	Purdue	70 71	155	N	Washington	80 73
14	A	Maryland	69 83	40	H	Michigan St.	73 77		87	A	Nebraska	56 70	173	H	Southern U.	76 35
									87	H	Nebraska	67 61	189	A	Wisconsin	76 70
													213	A	Illinois	70 56
													237	H	Mt. St. Mary's	88 40
													268	A	Western Mich.	79 42
													308	H	Morgan St.	70 47
													313	A	Oakland	85 59
													331	H	Detroit Mercy	95 62
													346	H	LIU Brooklyn	83 38
LAST 12 Division I GAMES:																
155	N	Washington	80 73	127	A	Penn St.	66 62		8	H	Iowa	90 81				
28	N	Texas	52 69	87	H	Nebraska	67 61		40	H	Michigan St.	73 77				
40	A	Michigan St.	64 74	189	A	Wisconsin	76 70		51	A	Indiana	60 70				
26	H	Rutgers	86 76	8	H	Iowa	90 81									
213	A	Illinois	70 56	40	H	Michigan St.	73 77									
51	H	Indiana	67 58	51	A	Indiana	60 70									

Non-Div I Games:

Michigan

Michigan St.

Through Games Of Feb. 28, 2019

Average RPI Win:	137	WON-LOST	WINNING	LAST 10	STRENGTH OF	OPP. STRENGTH	TEAM	ADJ.	CONF.	ADJ CONF.
Average RPI Loss:	69	RECORD	PCT. RANK	GAMES	SCHEDULE	OF SCHEDULE	RPI	RPI	RPI	RPI
DIV. I ONLY	19- 9	79	1- 0	55	32	40	40	4	4	
DIV. I NON-CONF.	10- 1	17	0- 0	181	49	35	35	6	6	
TOTALS	RPI 1-25	RPI 26-50	W-L RECORDS	RPI 51-100	RPI 101-150	RPI 150+				
19- 9	3- 2	2- 1	OVERALL	3- 4	4- 1	7- 1				
15- 1	3- 0	1- 0	HOME	3- 1	3- 0	5- 0				
3- 7	0- 1	1- 1	AWAY	0- 3	1- 1	1- 1				
1- 1	0- 1	0- 0	NEUTRAL	0- 0	0- 0	1- 0				
10- 1	1- 1	0- 0	NON-CONFERENCE	1- 0	2- 0	6- 0				
7- 0	1- 0	0- 0	HOME	1- 0	1- 0	4- 0				
2- 0	0- 0	0- 0	AWAY	0- 0	1- 0	1- 0				
1- 1	0- 1	0- 0	NEUTRAL	0- 0	0- 0	1- 0				
9- 8	2- 1	2- 1	CONFERENCE	2- 4	2- 1	1- 1				
8- 1	2- 0	1- 0	HOME	2- 1	2- 0	1- 0				
1- 7	0- 1	1- 1	AWAY	0- 3	0- 1	0- 1				
0- 0	0- 0	0- 0	NEUTRAL	0- 0	0- 0	0- 0				

RPI 1-25				RPI 26-50				Team's RPI: 40	RPI 51-100				RPI 101+			
RPI	S	Opponent	Score	RPI	S	Opponent	Score		RPI	S	Opponent	Score	RPI	S	Opponent	Score
5	H	Oregon	88 82	26	A	Rutgers	62 76		51	A	Indiana	64 68	101	H	Virginia	91 66
7	N	NC State	74 78	44	A	Michigan	77 73		51	H	Indiana	77 61	105	H	Minnesota	86 68
8	A	Iowa	71 86	44	H	Michigan	74 64		68	H	Wright St.	84 68	112	A	Northwestern	62 70
8	H	Iowa	84 70						72	A	Ohio St.	55 65	113	A	Hartford	74 66
14	H	Maryland	77 60						72	H	Ohio St.	70 77	127	H	Penn St.	57 48
									81	H	Purdue	74 66	189	A	Wisconsin	62 79
									87	A	Nebraska	71 82	213	H	Illinois	77 60
													223	H	Bowling Green	99 69
													242	H	Texas Southern	91 45
													248	H	ETSU	75 53
													297	N	Kennesaw St.	75 51
													305	H	Fla. Atlantic	89 74
													313	A	Oakland	102 58
LAST 12 Division I GAMES:																
44	H	Michigan	74 64	81	H	Purdue	74 66		127	H	Penn St.	57 48				
72	H	Ohio St.	70 77	44	A	Michigan	77 73		213	H	Illinois	77 60				
87	A	Nebraska	71 82	26	A	Rutgers	62 76		14	H	Maryland	77 60				
189	A	Wisconsin	62 79													
51	H	Indiana	77 61													
8	A	Iowa	71 86													

Non-Div I Games:

Michigan St.

■ Loss,
■ Non-Conf,
■ S Site,
■ H Home
■ A Away
N Neutral

Average RPI Win:	199	WON-LOST	WINNING	LAST 10	STRENGTH OF	OPP. STRENGTH	TEAM	ADJ.	CONF.	ADJ CONF.
Average RPI Loss:	98	RECORD	PCT. RANK	GAMES	SCHEDULE	OF SCHEDULE	RPI	RPI	RPI	RPI
DIV. I ONLY	19- 8	63	0- 1	90	184	59	59	14	14	
DIV. I NON-CONF.	9- 4	85	0- 1	73	225	50	50	17	17	
TOTALS	RPI 1-25	RPI 26-50	W-L RECORDS	RPI 51-100	RPI 101-150	RPI 150+				
19- 8	0- 1	0- 1	OVERALL	1- 2	4- 2	14- 2				
9- 3	0- 0	0- 1	HOME	0- 1	3- 0	6- 1				
8- 5	0- 1	0- 0	AWAY	1- 1	1- 2	6- 1				
2- 0	0- 0	0- 0	NEUTRAL	0- 0	0- 0	2- 0				
9- 4	0- 1	0- 0	NON-CONFERENCE	1- 1	1- 1	7- 1				
4- 1	0- 0	0- 0	HOME	0- 1	1- 0	3- 0				
3- 3	0- 1	0- 0	AWAY	1- 0	0- 1	2- 1				
2- 0	0- 0	0- 0	NEUTRAL	0- 0	0- 0	2- 0				
10- 4	0- 0	0- 1	CONFERENCE	0- 1	3- 1	7- 1				
5- 2	0- 0	0- 1	HOME	0- 0	2- 0	3- 1				
5- 2	0- 0	0- 0	AWAY	0- 1	1- 1	4- 0				
0- 0	0- 0	0- 0	NEUTRAL	0- 0	0- 0	0- 0				

RPI 1-25				RPI 26-50				RPI 51-100 Team's RPI: 59				RPI 101+			
RPI	S	Opponent	Score	RPI	S	Opponent	Score	RPI	S	Opponent	Score	RPI	S	Opponent	Score
21	A	Kentucky	55 72	32	H	Rice	47 60	63	H	Belmont	38 45	103	A	UAB	72 77
								89	A	Old Dominion	65 70	103	H	UAB	60 44
								92	A	Troy	67 64	111	A	Fordham	49 61
												120	A	Charlotte	62 55
												121	H	Western Ky.	81 69
												132	H	Georgia St.	69 54
												161	A	Tennessee Tech	64 68
												170	N	Chattanooga	58 47
												172	H	Louisiana Tech	75 38
												176	H	North Texas	61 46
												179	H	Vanderbilt	65 58
												183	H	Southern Miss.	66 49
												190	H	UNC Asheville	67 46
												198	N	Dartmouth	70 58
												200	A	UNLV	66 62
												203	H	Marshall	53 59
												210	A	Furman	78 71
												280	A	UTEP	79 49
												305	A	Fla. Atlantic	74 55
												307	A	UTSA	72 52
												315	A	FIU	49 43
												327	H	Mississippi Val.	101 51
LAST 12 Division I GAMES:															
111	A	Fordham	49 61	120	A	Charlotte	62 55								
200	A	UNLV	66 62	103	H	UAB	60 44								
103	A	UAB	72 77	176	H	North Texas	61 46								
203	H	Marshall	53 59	32	H	Rice	47 60								
121	H	Western Ky.	81 69	280	A	UTEP	79 49								
89	A	Old Dominion	65 70	307	A	UTSA	72 52								

Non-Div I Games:

Middle Tenn.

■ Loss,
 ■ Non-Conf, S Site,
 ■ Home
 ■ Away
 N Neutral

Average RPI Win:	277	WON-LOST	WINNING	LAST 10	STRENGTH OF	OPP. STRENGTH	TEAM	ADJ.	CONF.	ADJ CONF.
Average RPI Loss:	91	RECORD	PCT. RANK	GAMES	SCHEDULE	OF SCHEDULE	RPI	RPI	RPI	RPI
DIV. I ONLY	15- 13	161	1- 0	271	168	194	194	20	20	
DIV. I NON-CONF.	5- 6	177	0- 0	175	76	180	180	18	18	
TOTALS	RPI 1-25	RPI 26-50	W-L RECORDS	RPI 51-100	RPI 101-150	RPI 150+				
15- 13	0- 2	0- 0	OVERALL	0- 7	2- 2	13- 2				
8- 6	0- 2	0- 0	HOME	0- 2	1- 1	7- 1				
6- 7	0- 0	0- 0	AWAY	0- 5	0- 1	6- 1				
1- 0	0- 0	0- 0	NEUTRAL	0- 0	1- 0	0- 0				
5- 6	0- 2	0- 0	NON-CONFERENCE	0- 3	1- 0	4- 1				
2- 3	0- 2	0- 0	HOME	0- 0	0- 0	2- 1				
2- 3	0- 0	0- 0	AWAY	0- 3	0- 0	2- 0				
1- 0	0- 0	0- 0	NEUTRAL	0- 0	1- 0	0- 0				
10- 7	0- 0	0- 0	CONFERENCE	0- 4	1- 2	9- 1				
6- 3	0- 0	0- 0	HOME	0- 2	1- 1	5- 0				
4- 4	0- 0	0- 0	AWAY	0- 2	0- 1	4- 1				
0- 0	0- 0	0- 0	NEUTRAL	0- 0	0- 0	0- 0				

RPI 1-25			RPI 26-50			RPI 51-100			RPI 101+ Team's RPI: 194		
RPI	S	Opponent	Score	RPI	S	Opponent	Score	RPI	S	Opponent	Score
11	H	Marquette	74 83					119	A	Youngstown St.	47 67
22	H	Florida St.	62 87					119	H	Youngstown St.	71 68
								134	H	IUPUI	66 67
								136	N	UC Riverside	56 54
								189	H	Wisconsin	57 68
								233	H	Columbia	78 65
								240	A	Northern Ky.	54 55
								240	H	Northern Ky.	59 38
								249	A	North Dakota	64 46
								285	A	Cleveland St.	78 60
								285	H	Cleveland St.	59 53
								311	A	North Dakota St.	57 55
								313	A	Oakland	79 52
								313	H	Oakland	83 53
								331	A	Detroit Mercy	62 44
								331	H	Detroit Mercy	59 34
								335	H	Purdue Fort Wayne	70 48
								339	A	UIC	48 37
								339	H	UIC	72 53
LAST 12 Division I GAMES:											
339	A	UIC	48 37	68	H	Wright St.	69 73				
313	H	Oakland	83 53	69	A	Green Bay	45 59				
331	H	Detroit Mercy	59 34	339	H	UIC	72 53				
119	A	Youngstown St.	47 67	134	H	IUPUI	66 67				
285	A	Cleveland St.	78 60	331	A	Detroit Mercy	62 44				
240	H	Northern Ky.	59 38	313	A	Oakland	79 52				

Non-Div I Games:

Milwaukee

■ Loss,
 ■ Non-Conf,
 ■ S Site,
 ■ H Home
 ■ A Away
 N Neutral

Minnesota

Through Games Of Feb. 28, 2019

Average RPI Win:	186	WON-LOST	WINNING	LAST 10	STRENGTH OF	OPP. STRENGTH	TEAM	ADJ.	CONF.	ADJ CONF.
Average RPI Loss:	65	RECORD	PCT. RANK	GAMES	SCHEDULE	OF SCHEDULE	RPI	RPI	RPI	RPI
DIV. I ONLY	19- 9	79	0- 1	172	63	105	105	4	4	
DIV. I NON-CONF.	11- 0	1	0- 0	346	149	105	105	6	6	
TOTALS	RPI 1-25	RPI 26-50	W-L RECORDS	RPI 51-100	RPI 101-150	RPI 150+				
19- 9	1- 2	1- 3	OVERALL	2- 3	4- 0	11- 1				
13- 4	1- 1	1- 0	HOME	0- 2	2- 0	9- 1				
6- 5	0- 1	0- 3	AWAY	2- 1	2- 0	2- 0				
0- 0	0- 0	0- 0	NEUTRAL	0- 0	0- 0	0- 0				
11- 0	1- 0	0- 0	NON-CONFERENCE	0- 0	1- 0	9- 0				
9- 0	1- 0	0- 0	HOME	0- 0	0- 0	8- 0				
2- 0	0- 0	0- 0	AWAY	0- 0	1- 0	1- 0				
0- 0	0- 0	0- 0	NEUTRAL	0- 0	0- 0	0- 0				
8- 9	0- 2	1- 3	CONFERENCE	2- 3	3- 0	2- 1				
4- 4	0- 1	1- 0	HOME	0- 2	2- 0	1- 1				
4- 5	0- 1	0- 3	AWAY	2- 1	1- 0	1- 0				
0- 0	0- 0	0- 0	NEUTRAL	0- 0	0- 0	0- 0				

RPI	S	Opponent	Score	RPI	S	Opponent	Score	RPI	S	Opponent	Score	RPI	S	Opponent	Score	Team's RPI: 105
8	H	Iowa	63 81	26	A	Rutgers	54 60	51	A	Indiana	65 61	112	A	Northwestern	61 54	
10	H	Syracuse	72 68	26	H	Rutgers	60 46	72	H	Ohio St.	55 65	112	H	Northwestern	73 64	
14	A	Maryland	69 71	40	A	Michigan St.	68 86	81	A	Purdue	65 45	117	A	Boston College	77 69	
				44	A	Michigan	60 76	81	H	Purdue	53 64	127	H	Penn St.	97 67	
								87	A	Nebraska	57 63	188	A	Xavier	78 53	
												189	A	Wisconsin	78 50	
												189	H	Wisconsin	74 56	
												213	H	Illinois	62 66	
												224	H	Cornell	65 45	
												252	H	Rhode Island	91 71	
												266	H	San Diego	53 48	
												294	H	Air Force	67 50	
												304	H	Incarinate Word	75 39	
												314	H	New Hampshire	70 47	
												330	H	Coppin St.	84 52	
												345	H	Ark.-Pine Bluff	84 42	
LAST 12 Division I GAMES:																
26	A	Rutgers	54 60	26	H	Rutgers	60 46									
14	A	Maryland	69 71	112	A	Northwestern	61 54									
127	H	Penn St.	97 67	72	H	Ohio St.	55 65									
81	A	Purdue	65 45	81	H	Purdue	53 64									
112	H	Northwestern	73 64	87	A	Nebraska	57 63									
51	A	Indiana	65 61	189	A	Wisconsin	78 50									

Non-Div I Games:

Minnesota

■ Loss,
■ Non-Conf, S Site,
■ Home
■ Away
N Neutral

Average RPI Win:	130	WON-LOST	WINNING	LAST 10	STRENGTH OF	OPP. STRENGTH	TEAM	ADJ.	CONF.	ADJ CONF.
Average RPI Loss:	16	RECORD	PCT. RANK	GAMES	SCHEDULE	OF SCHEDULE	RPI	RPI	RPI	RPI
DIV. I ONLY	26- 2	2	1- 0	56	37	9	9	5	5	
DIV. I NON-CONF.	12- 1	11	0- 0	87	56	13	13	5	5	
TOTALS	RPI 1-25	RPI 26-50	W-L RECORDS	RPI 51-100	RPI 101-150	RPI 150+				
26- 2	4- 1	2- 1	OVERALL	7- 0	1- 0	12- 0				
14- 1	3- 0	0- 1	HOME	4- 0	0- 0	7- 0				
12- 1	1- 1	2- 0	AWAY	3- 0	1- 0	5- 0				
0- 0	0- 0	0- 0	NEUTRAL	0- 0	0- 0	0- 0				
12- 1	1- 1	1- 0	NON-CONFERENCE	2- 0	1- 0	7- 0				
7- 0	1- 0	0- 0	HOME	1- 0	0- 0	5- 0				
5- 1	0- 1	1- 0	AWAY	1- 0	1- 0	2- 0				
0- 0	0- 0	0- 0	NEUTRAL	0- 0	0- 0	0- 0				
14- 1	3- 0	1- 1	CONFERENCE	5- 0	0- 0	5- 0				
7- 1	2- 0	0- 1	HOME	3- 0	0- 0	2- 0				
7- 0	1- 0	1- 0	AWAY	2- 0	0- 0	3- 0				
0- 0	0- 0	0- 0	NEUTRAL	0- 0	0- 0	0- 0				

RPI	S	Opponent	Score	RPI	S	Opponent	Score	RPI	S	Opponent	Score	RPI	S	Opponent	Score
5	A	Oregon	74 82	27	H	Missouri	67 75	61	A	LSU	68 35	101	A	Virginia	72 44
11	H	Marquette	87 82	28	A	Texas	67 49	61	H	LSU	76 56	153	A	Alabama	65 49
15	H	South Carolina	89 74	50	A	Auburn	85 59	62	H	Lamar University	104 53	155	A	Washington	103 56
16	A	Texas A&M	92 64					65	H	Tennessee	91 63	179	H	Vanderbilt	86 70
21	H	Kentucky	86 71					75	A	Little Rock	98 63	183	A	Southern Miss.	86 42
								98	H	Georgia	80 71	210	H	Furman	106 41
								99	A	Arkansas	93 69	211	A	Ole Miss	80 66
												211	H	Ole Miss	80 49
												222	A	Florida	90 42
												232	H	Southeast Mo. St.	88 53
												261	H	Louisiana	104 36
												279	H	Jackson St.	105 38
												330	H	Coppin St.	110 38
LAST 12 Division I GAMES:															
61	H	LSU	76 56	153	A	Alabama	65 49								
179	H	Vanderbilt	86 70	61	A	LSU	68 35								
211	A	Ole Miss	80 66	211	H	Ole Miss	80 49								
16	A	Texas A&M	92 64	222	A	Florida	90 42								
27	H	Missouri	67 75	15	H	South Carolina	89 74								
65	H	Tennessee	91 63	50	A	Auburn	85 59								

Non-Div I Games:

Mississippi St.

Average RPI Win: 266		WON-LOST	WINNING	LAST 10	STRENGTH OF	OPP. STRENGTH	TEAM	ADJ.	CONF.	ADJ CONF.
Average RPI Loss: 210		RECORD	PCT. RANK	GAMES	SCHEDULE	OF SCHEDULE	RPI	RPI	RPI	RPI
DIV. I ONLY		4- 22	329	0- 1	286	338	327	327	29	29
DIV. I NON-CONF.		1- 10	330	0- 0	95	294	272	272	28	28
TOTALS		RPI 1-25	RPI 26-50	W-L RECORDS	RPI 51-100	RPI 101-150	RPI 150+			
4- 22	0- 0		0- 1	OVERALL	0- 2	0- 1	4- 18			
1- 6	0- 0		0- 0	HOME	0- 0	0- 0	1- 6			
3- 15	0- 0		0- 1	AWAY	0- 1	0- 1	3- 12			
0- 1	0- 0		0- 0	NEUTRAL	0- 1	0- 0	0- 0			
1- 10	0- 0		0- 1	NON-CONFERENCE	0- 2	0- 1	1- 6			
0- 1	0- 0		0- 0	HOME	0- 0	0- 0	0- 1			
1- 8	0- 0		0- 1	AWAY	0- 1	0- 1	1- 5			
0- 1	0- 0		0- 0	NEUTRAL	0- 1	0- 0	0- 0			
3- 12	0- 0		0- 0	CONFERENCE	0- 0	0- 0	3- 12			
1- 5	0- 0		0- 0	HOME	0- 0	0- 0	1- 5			
2- 7	0- 0		0- 0	AWAY	0- 0	0- 0	2- 7			
0- 0	0- 0		0- 0	NEUTRAL	0- 0	0- 0	0- 0			

[illegible]

Non-Div I Games:

Mississippi Val.

■ Loss, ■ Non-Conf, S Site, H Home A Away N Neutral

Average RPI Win: 125		WON-LOST	WINNING	LAST 10	STRENGTH OF	OPP. STRENGTH	TEAM	ADJ.	CONF.	ADJ CONF.
Average RPI Loss: 65		RECORD	PCT. RANK	GAMES	SCHEDULE	OF SCHEDULE	RPI	RPI	RPI	RPI
DIV. I ONLY		20- 9	75	1- 0	31	61	27	27	5	5
DIV. I NON-CONF.		11- 3	56	1- 0	61	104	37	37	5	5
TOTALS		RPI 1-25	RPI 26-50		W-L RECORDS		RPI 51-100	RPI 101-150	RPI 150+	
20- 9	2- 2	2- 3		OVERALL		7- 3	0- 0		9- 1	
11- 3	1- 0	1- 1		HOME		3- 2	0- 0		6- 0	
7- 5	1- 2	0- 1		AWAY		3- 1	0- 0		3- 1	
2- 1	0- 0	1- 1		NEUTRAL		1- 0	0- 0		0- 0	
11- 3	0- 0	1- 2		NON-CONFERENCE		3- 1	0- 0		7- 0	
5- 2	0- 0	0- 1		HOME		1- 1	0- 0		4- 0	
4- 0	0- 0	0- 0		AWAY		1- 0	0- 0		3- 0	
2- 1	0- 0	1- 1		NEUTRAL		1- 0	0- 0		0- 0	
9- 6	2- 2	1- 1		CONFERENCE		4- 2	0- 0		2- 1	
6- 1	1- 0	1- 0		HOME		2- 1	0- 0		2- 0	
3- 5	1- 2	0- 1		AWAY		2- 1	0- 0		0- 1	
0- 0	0- 0	0- 0		NEUTRAL		0- 0	0- 0		0- 0	

RPI S	Opponent	Score	RPI S	Opponent	Score	Team's RPI: 27	RPI S	Opponent	Score	RPI S	Opponent	Score	RPI S	Opponent	Score
9	A Mississippi St.	75 67	35	H South Dakota	61 74		61	A LSU	51 61	166	H Texas St.	69 50			
15	A South Carolina	65 79	44	N Michigan	54 70		65	A Tennessee	66 64	178	A Saint Louis	74 62			
16	H Texas A&M	70 65	46	N Quinnipiac	65 51		65	H Tennessee	60 62	179	H Vanderbilt	69 46			
21	A Kentucky	41 52	50	A Auburn	54 58		67	H Missouri St.	65 61	180	H Arkansas St.	70 50			
			50	H Auburn	74 65		69	H Green Bay	49 56	211	H Ole Miss	78 55			
							74	A West Virginia	68 51	213	A Illinois	67 45			
							80	N Duke	62 54	219	H SIUE	59 36			
							98	H Georgia	61 35	222	A Florida	56 58			
							99	A Arkansas	73 67	226	H UMKC	66 59			
							99	H Arkansas	71 53	231	A Western Ill.	89 64			
LAST 12 Division I GAMES:															
80	N Duke	62 54	179	H Vanderbilt	69 46										
46	N Quinnipiac	65 51	16	H Texas A&M	70 65										
99	A Arkansas	73 67	61	A LSU	51 61										
50	A Auburn	54 58	50	H Auburn	74 65										
65	H Tennessee	60 62	21	A Kentucky	41 52										
9	A Mississippi St.	75 67	15	A South Carolina	65 79										

Non-Div I Games:

Missouri

Average RPI Win:	187	WON-LOST	WINNING	LAST 10	STRENGTH OF	OPP. STRENGTH	TEAM	ADJ.	CONF.	ADJ CONF.
Average RPI Loss:	109	RECORD	PCT. RANK	GAMES	SCHEDULE	OF SCHEDULE	RPI	RPI	RPI	RPI
DIV. I ONLY	17- 8	78	1- 0	92	141	67	67	13	13	
DIV. I NON-CONF.	4- 7	228	0- 0	76	44	170	170	15	15	
TOTALS	RPI 1-25	RPI 26-50	W-L RECORDS	RPI 51-100	RPI 101-150	RPI 150+				
17- 8	1- 1	0- 2	OVERALL	2- 1	2- 0	12- 4				
8- 3	0- 1	0- 1	HOME	1- 0	1- 0	6- 1				
7- 5	1- 0	0- 1	AWAY	1- 1	1- 0	4- 3				
2- 0	0- 0	0- 0	NEUTRAL	0- 0	0- 0	2- 0				
4- 7	0- 1	0- 2	NON-CONFERENCE	1- 1	0- 0	3- 3				
2- 2	0- 1	0- 1	HOME	1- 0	0- 0	1- 0				
0- 5	0- 0	0- 1	AWAY	0- 1	0- 0	0- 3				
2- 0	0- 0	0- 0	NEUTRAL	0- 0	0- 0	2- 0				
13- 1	1- 0	0- 0	CONFERENCE	1- 0	2- 0	9- 1				
6- 1	0- 0	0- 0	HOME	0- 0	1- 0	5- 1				
7- 0	1- 0	0- 0	AWAY	1- 0	1- 0	4- 0				
0- 0	0- 0	0- 0	NEUTRAL	0- 0	0- 0	0- 0				

RPI 1-25				RPI 26-50				RPI 51-100 Team's RPI: 67				RPI 101+			
RPI	S	Opponent	Score	RPI	S	Opponent	Score	RPI	S	Opponent	Score	RPI	S	Opponent	Score
13	H	Gonzaga	67 70	27	A	Missouri	61 65	51	A	Indiana	74 98	146	A	Southern Ill.	70 58
23	A	Drake	85 79	35	H	South Dakota	74 85	75	H	Little Rock	48 44	146	H	Southern Ill.	66 51
								90	A	UNI	63 58	154	A	Illinois St.	59 47
												154	H	Illinois St.	56 60
												160	A	Bradley	68 56
												160	H	Bradley	82 60
												165	A	Santa Clara	73 77
												172	N	Louisiana Tech	82 70
												176	A	North Texas	76 83
												187	H	Indiana St.	71 58
												208	H	Ball St.	74 54
												219	N	SIUE	68 65
												243	A	Loyola Chicago	85 58
												243	H	Loyola Chicago	84 49
												247	A	Wichita St.	60 63
												312	A	Valparaiso	77 58
												312	H	Valparaiso	108 63
												333	H	Evansville	88 66
LAST 12 Division I GAMES:															
243	A	Loyola Chicago	85 58	23	A	Drake	85 79								
312	A	Valparaiso	77 58	312	H	Valparaiso	108 63								
160	H	Bradley	82 60	243	H	Loyola Chicago	84 49								
154	H	Illinois St.	56 60	154	A	Illinois St.	59 47								
146	A	Southern Ill.	70 58	160	A	Bradley	68 56								
90	A	UNI	63 58	146	H	Southern Ill.	66 51								

Non-Div I Games:

Missouri St.

■ Loss,
■ Non-Conf, S Site,
■ Home
■ Away
N Neutral

Average RPI Win: 267		WON-LOST	WINNING	LAST 10	STRENGTH OF	OPP. STRENGTH	TEAM	ADJ.	CONF.	ADJ CONF.
Average RPI Loss: 171		RECORD	PCT. RANK	GAMES	SCHEDULE	OF SCHEDULE	RPI	RPI	RPI	RPI
DIV. I ONLY		12- 16	216	0- 1	229	265	234	234	26	26
DIV. I NON-CONF.		4- 7	228	0- 0	205	224	231	231	27	27
TOTALS	RPI 1-25	RPI 26-50		W-L RECORDS	RPI 51-100		RPI 101-150		RPI 150+	
12- 16	0- 0	0- 3		OVERALL	0- 2		0- 3		12- 8	
6- 8	0- 0	0- 2		HOME	0- 1		0- 1		6- 4	
6- 8	0- 0	0- 1		AWAY	0- 1		0- 2		6- 4	
0- 0	0- 0	0- 0		NEUTRAL	0- 0		0- 0		0- 0	
4- 7	0- 0	0- 1		NON-CONFERENCE	0- 2		0- 1		4- 3	
2- 3	0- 0	0- 1		HOME	0- 1		0- 0		2- 1	
2- 4	0- 0	0- 0		AWAY	0- 1		0- 1		2- 2	
0- 0	0- 0	0- 0		NEUTRAL	0- 0		0- 0		0- 0	
8- 9	0- 0	0- 2		CONFERENCE	0- 0		0- 2		8- 5	
4- 5	0- 0	0- 1		HOME	0- 0		0- 1		4- 3	
4- 4	0- 0	0- 1		AWAY	0- 0		0- 1		4- 2	
0- 0	0- 0	0- 0		NEUTRAL	0- 0		0- 0		0- 0	

[illegible]

Non-Div I Games:

Monmouth

■ Loss, ■ Non-Conf, S Site, H Home A Away N Neutral

Montana

Through Games Of Feb. 28, 2019

Average RPI Win:	216	WON-LOST	WINNING	LAST 10	STRENGTH OF	OPP. STRENGTH	TEAM	ADJ.	CONF.	ADJ CONF.
Average RPI Loss:	111	RECORD	PCT. RANK	GAMES	SCHEDULE	OF SCHEDULE	RPI	RPI	RPI	RPI
DIV. I ONLY	11- 13	201	1- 0	118	153	168	168	16	16	
DIV. I NON-CONF.	4- 4	162	1- 0	33	162	80	80	12	12	
TOTALS	RPI 1-25	RPI 26-50	W-L RECORDS	RPI 51-100	RPI 101-150	RPI 150+				
11- 13	0- 1	0- 1	OVERALL	3- 4	1- 4	7- 3				
7- 4	0- 0	0- 1	HOME	3- 1	1- 1	3- 1				
3- 9	0- 1	0- 0	AWAY	0- 3	0- 3	3- 2				
1- 0	0- 0	0- 0	NEUTRAL	0- 0	0- 0	1- 0				
4- 4	0- 1	0- 1	NON-CONFERENCE	2- 1	0- 0	2- 1				
2- 1	0- 0	0- 1	HOME	2- 0	0- 0	0- 0				
1- 3	0- 1	0- 0	AWAY	0- 1	0- 0	1- 1				
1- 0	0- 0	0- 0	NEUTRAL	0- 0	0- 0	1- 0				
7- 9	0- 0	0- 0	CONFERENCE	1- 3	1- 4	5- 2				
5- 3	0- 0	0- 0	HOME	1- 1	1- 1	3- 1				
2- 6	0- 0	0- 0	AWAY	0- 2	0- 3	2- 1				
0- 0	0- 0	0- 0	NEUTRAL	0- 0	0- 0	0- 0				

RPI 1-25				RPI 26-50				RPI 51-100				RPI 101+				Team's RPI: 168	
RPI	S	Opponent	Score	RPI	S	Opponent	Score	RPI	S	Opponent	Score	RPI	S	Opponent	Score		
13	A	Gonzaga	52 76	35	H	South Dakota	41 64	76	A	Idaho	68 76	109	A	Idaho St.	34 50		
								76	H	Idaho	82 79	109	H	Idaho St.	60 59		
								78	A	Arizona	51 100	137	A	Montana St.	52 74		
								86	H	UC Davis	62 56	137	H	Montana St.	71 75		
								97	H	Northern Ill.	86 70	138	A	Portland St.	60 78		
								100	A	Northern Colo.	61 79	155	A	Washington	54 69		
								100	H	Northern Colo.	62 73	181	A	Eastern Wash.	64 67		
												181	H	Eastern Wash.	62 68		
												230	N	Saint Francis (PA)	79 77		
												254	H	Northern Ariz.	78 62		
												256	A	Sacramento St.	88 86		
												286	H	Southern Utah	79 57		
												322	A	Weber St.	72 60		
												322	H	Weber St.	64 56		
												334	A	Grand Canyon	69 47		
LAST 12 Division I GAMES:																	
230	N	Saint Francis (PA)	79 77	181	A	Eastern Wash.	64 67										
86	H	UC Davis	62 56	76	A	Idaho	68 76										
100	A	Northern Colo.	61 79	137	A	Montana St.	52 74										
137	H	Montana St.	71 75	322	A	Weber St.	72 60										
109	H	Idaho St.	60 59	109	A	Idaho St.	34 50										
322	H	Weber St.	64 56	76	H	Idaho	82 79										

Non-Div I Games: Providence (MT) 90 45

Montana

Loss, Non-Conf, S Site, H Home A Away N Neutral

Non-Conference				Through Games Of Feb. 10, 1919						
Average RPI Win:	228	WON-LOST	WINNING	LAST 10	STRENGTH OF	OPP. STRENGTH	TEAM	ADJ.	CONF.	ADJ CONF.
Average RPI Loss:	84	RECORD	PCT. RANK	GAMES	SCHEDULE	OF SCHEDULE	RPI	RPI	RPI	RPI
DIV. I ONLY	13- 12	164	1- 0	119	130	137	137	16	16	
DIV. I NON-CONF.	4- 5	190	1- 0	44	73	94	94	12	12	

TOTALS	RPI 1-25		RPI 26-50	W-L RECORDS	RPI 51-100	RPI 101-150	RPI 150+			
13- 12	0- 1		0- 2	OVERALL	1- 5	1- 3	11- 1			
6- 5	0- 0		0- 1	HOME	0- 2	0- 1	6- 1			
6- 7	0- 1		0- 1	AWAY	1- 3	0- 2	5- 0			
1- 0	0- 0		0- 0	NEUTRAL	0- 0	1- 0	0- 0			
4- 5	0- 1		0- 2	NON-CONFERENCE	0- 2	1- 0	3- 0			
2- 1	0- 0		0- 1	HOME	0- 0	0- 0	2- 0			
1- 4	0- 1		0- 1	AWAY	0- 2	0- 0	1- 0			
1- 0	0- 0		0- 0	NEUTRAL	0- 0	1- 0	0- 0			
9- 7	0- 0		0- 0	CONFERENCE	1- 3	0- 3	8- 1			
4- 4	0- 0		0- 0	HOME	0- 2	0- 1	4- 1			
5- 3	0- 0		0- 0	AWAY	1- 1	0- 2	4- 0			
0- 0	0- 0		0- 0	NEUTRAL	0- 0	0- 0	0- 0			

RPI 1-25				RPI 26-50				RPI 51-100				RPI 101+				Team's RPI: 137	
RPI	S	Opponent	Score	RPI	S	Opponent	Score	RPI	S	Opponent	Score	RPI	S	Opponent	Score		
11	A	Marquette	52 100	29	H	South Dakota St.	67 88	54	A	Wyoming	58 66	109	A	Idaho St.	43 61		
				41	A	TCU	49 71	76	A	Idaho	65 90	109	H	Idaho St.	49 62		
								76	H	Idaho	66 82	138	A	Portland St.	53 55		
								79	A	SFA	53 60	148	N	Delaware	69 60		
								100	A	Northern Colo.	79 66	166	A	Texas St.	67 59		
								100	H	Northern Colo.	73 84	168	A	Montana	75 71		
												168	H	Montana	74 52		
												181	A	Eastern Wash.	61 47		
												181	H	Eastern Wash.	87 89		
												254	H	Northern Ariz.	80 70		
												256	A	Sacramento St.	69 53		
												275	H	Long Beach St.	85 62		
												286	H	Southern Utah	69 64		
												320	H	Omaha	59 56		
												322	A	Weber St.	66 59		
												322	H	Weber St.	72 59		
LAST 12 Division I GAMES:																	
				166	A	Texas St.	67 59	100	H	Northern Colo.	73 84						
				168	A	Montana	75 71	168	H	Montana	74 52						
				322	H	Weber St.	72 59	109	A	Idaho St.	43 61						
				109	H	Idaho St.	49 62	322	A	Weber St.	66 59						
				76	A	Idaho	65 90	181	H	Eastern Wash.	87 89						
				181	A	Eastern Wash.	61 47	100	A	Northern Colo.	79 66						

Non-Div I Games:	Carroll (MT)	64	48
------------------	--------------	----	----

Montana St.

■ Loss, ■ Non-Conf, S Site, H Home A Away N Neutral

Average RPI Win:	248	WON-LOST	WINNING	LAST 10	STRENGTH OF	OPP. STRENGTH	TEAM	ADJ.	CONF.	ADJ CONF.
Average RPI Loss:	152	RECORD	PCT. RANK	GAMES	SCHEDULE	OF SCHEDULE	RPI	RPI	RPI	RPI
DIV. I ONLY	19- 9	79	1- 0	219	288	131	131	22	22	
DIV. I NON-CONF.	7- 4	108	0- 0	228	285	138	138	22	22	
TOTALS	RPI 1-25	RPI 26-50	W-L RECORDS	RPI 51-100	RPI 101-150	RPI 150+				
19- 9	0- 2	0- 0	OVERALL	1- 2	1- 0	17- 5				
11- 3	0- 0	0- 0	HOME	0- 1	1- 0	10- 2				
8- 6	0- 2	0- 0	AWAY	1- 1	0- 0	7- 3				
0- 0	0- 0	0- 0	NEUTRAL	0- 0	0- 0	0- 0				
7- 4	0- 2	0- 0	NON-CONFERENCE	1- 0	0- 0	6- 2				
4- 1	0- 0	0- 0	HOME	0- 0	0- 0	4- 1				
3- 3	0- 2	0- 0	AWAY	1- 0	0- 0	2- 1				
0- 0	0- 0	0- 0	NEUTRAL	0- 0	0- 0	0- 0				
12- 5	0- 0	0- 0	CONFERENCE	0- 2	1- 0	11- 3				
7- 2	0- 0	0- 0	HOME	0- 1	1- 0	6- 1				
5- 3	0- 0	0- 0	AWAY	0- 1	0- 0	5- 2				
0- 0	0- 0	0- 0	NEUTRAL	0- 0	0- 0	0- 0				

RPI 1-25				RPI 26-50				RPI 51-100				RPI 101+ Team's RPI: 131			
RPI	S	Opponent	Score	RPI	S	Opponent	Score	RPI	S	Opponent	Score	RPI	S	Opponent	Score
2	A	Baylor	58 96					63	A	Belmont	50 77	118	H	UT Martin	85 75
21	A	Kentucky	57 87					63	H	Belmont	57 77	161	A	Tennessee Tech	73 70
								82	A	Radford	79 72	161	H	Tennessee Tech	77 56
												193	A	N.C. A&T	72 67
												216	A	Jacksonville St.	57 68
												216	H	Jacksonville St.	66 55
												219	A	SIUE	73 67
												230	A	Saint Francis (PA)	83 89
												232	H	Southeast Mo. St.	82 54
												251	A	Gardner-Webb	84 69
												257	A	Austin Peay	80 81
												257	H	Austin Peay	75 84
												262	H	St. Francis Brooklyn	94 101
												265	A	Murray St.	83 61
												265	H	Murray St.	80 71
												287	A	Eastern Ill.	67 57
												302	A	Tennessee St.	85 62
												302	H	Tennessee St.	71 55
												312	H	Valparaiso	68 62
												325	H	Lipscomb	79 44
												332	H	Eastern Ky.	68 52
												333	H	Evansville	85 63
												350	H	Chicago St.	104 68
LAST 12 Division I GAMES:															
265	H	Murray St.	80 71	302	H	Tennessee St.	71 55								
161	A	Tennessee Tech	73 70	287	A	Eastern Ill.	67 57								
216	A	Jacksonville St.	57 68	219	A	SIUE	73 67								
332	H	Eastern Ky.	68 52	216	H	Jacksonville St.	66 55								
257	H	Austin Peay	75 84	161	H	Tennessee Tech	77 56								
63	H	Belmont	57 77	118	H	UT Martin	85 75								

Non-Div I Games: Alice Lloyd 121 56 Ky. Christian 119 28

Morehead St.

■ Loss,
 ■ Non-Conf,
 ■ S Site,
 ■ Home
 ■ A Away
 N Neutral

Average RPI Win: 327	WON-LOST	WINNING	LAST 10	STRENGTH OF	OPP. STRENGTH	TEAM	ADJ.	CONF.	ADJ CONF.
Average RPI Loss: 189	RECORD	PCT. RANK	GAMES	SCHEDULE	OF SCHEDULE	RPI	RPI	RPI	RPI
DIV. I ONLY	7- 18	286	0- 1	272	346	308	308	32	32
DIV. I NON-CONF.	1- 11	335	0- 1	172	226	323	323	32	32
TOTALS	RPI 1-25	RPI 26-50	W-L RECORDS	RPI 51-100	RPI 101-150	RPI 150+			
7- 18	0- 1	0- 1	OVERALL	0- 3	0- 2	7- 11			
4- 6	0- 0	0- 0	HOME	0- 0	0- 0	4- 6			
3- 9	0- 0	0- 1	AWAY	0- 2	0- 2	3- 4			
0- 3	0- 1	0- 0	NEUTRAL	0- 1	0- 0	0- 1			
1- 11	0- 1	0- 1	NON-CONFERENCE	0- 3	0- 2	1- 4			
1- 2	0- 0	0- 0	HOME	0- 0	0- 0	1- 2			
0- 6	0- 0	0- 1	AWAY	0- 2	0- 2	0- 1			
0- 3	0- 1	0- 0	NEUTRAL	0- 1	0- 0	0- 1			
6- 7	0- 0	0- 0	CONFERENCE	0- 0	0- 0	6- 7			
3- 4	0- 0	0- 0	HOME	0- 0	0- 0	3- 4			
3- 3	0- 0	0- 0	AWAY	0- 0	0- 0	3- 3			
0- 0	0- 0	0- 0	NEUTRAL	0- 0	0- 0	0- 0			

RPI 1-25				RPI 26-50				RPI 51-100				RPI 101+				Team's RPI: 308	
RPI	S	Opponent	Score	RPI	S	Opponent	Score	RPI	S	Opponent	Score	RPI	S	Opponent	Score		
14	N	Maryland	44 68	44	A	Michigan	47 70	74	A	West Virginia	37 72	113	A	Hartford	59 80		
								79	A	SFA	42 69	121	A	Western Ky.	43 90		
								98	N	Georgia	33 60	192	H	UMES	68 73		
												193	A	N.C. A&T	29 62		
												204	H	Bethune-Cookman	69 73		
												220	A	Howard	56 79		
												220	H	Howard	62 74		
												264	H	Norfolk St.	49 64		
												267	N	Niagara	57 67		
												301	A	South Carolina St.	63 61		
												301	H	South Carolina St.	62 51		
												309	H	UMBC	68 73		
												315	A	FIU	50 59		
												318	H	Central Conn. St.	36 60		
												321	H	UMass Lowell	61 49		
												330	A	Coppin St.	74 57		
												338	A	N.C. Central	65 62		
												348	H	Florida A&M	75 71		
												349	A	Savannah St.	35 53		
												349	H	Savannah St.	63 47		
LAST 12 Division I GAMES:																	
267	N	Niagara	57 67	348	H	Florida A&M	75 71										
220	H	Howard	62 74	204	H	Bethune-Cookman	69 73										
264	H	Norfolk St.	49 64	338	A	N.C. Central	65 62										
349	A	Savannah St.	35 53	193	A	N.C. A&T	29 62										
301	A	South Carolina St.	63 61	220	A	Howard	56 79										
330	A	Coppin St.	74 57	301	H	South Carolina St.	62 51										

Non-Div I Games: Lincoln (PA) 46 **51** Washington Adventis60 43

Morgan St.

■ Loss,
 ■ Non-Conf,
 ■ S Site,
 ■ Home
 ■ Away
 N Neutral

Average RPI Win:	262	WON-LOST	WINNING	LAST 10	STRENGTH OF	OPP. STRENGTH	TEAM	ADJ.	CONF.	ADJ CONF.
Average RPI Loss:	210	RECORD	PCT. RANK	GAMES	SCHEDULE	OF SCHEDULE	RPI	RPI	RPI	RPI
DIV. I ONLY	12- 13	188	1- 0	303	332	237	237	31	31	
DIV. I NON-CONF.	5- 5	162	0- 0	131	251	119	119	31	31	
TOTALS	RPI 1-25	RPI 26-50	W-L RECORDS	RPI 51-100	RPI 101-150	RPI 150+				
12- 13	0- 0	0- 1	OVERALL	1- 1	1- 1	10- 10				
7- 3	0- 0	0- 0	HOME	1- 0	1- 0	5- 3				
5- 10	0- 0	0- 1	AWAY	0- 1	0- 1	5- 7				
0- 0	0- 0	0- 0	NEUTRAL	0- 0	0- 0	0- 0				
5- 5	0- 0	0- 1	NON-CONFERENCE	1- 1	1- 1	3- 2				
2- 1	0- 0	0- 0	HOME	1- 0	1- 0	0- 1				
3- 4	0- 0	0- 1	AWAY	0- 1	0- 1	3- 1				
0- 0	0- 0	0- 0	NEUTRAL	0- 0	0- 0	0- 0				
7- 8	0- 0	0- 0	CONFERENCE	0- 0	0- 0	7- 8				
5- 2	0- 0	0- 0	HOME	0- 0	0- 0	5- 2				
2- 6	0- 0	0- 0	AWAY	0- 0	0- 0	2- 6				
0- 0	0- 0	0- 0	NEUTRAL	0- 0	0- 0	0- 0				

RPI 1-25				RPI 26-50				RPI 51-100				RPI 101+ Team's RPI: 237			
RPI	S	Opponent	Score	RPI	S	Opponent	Score	RPI	S	Opponent	Score	RPI	S	Opponent	Score
				44	A	Michigan	40 88	58	A	Virginia Tech	51 83	110	H	Towson	87 78
								82	H	Radford	89 77	135	A	Duquesne	64 73
												177	A	Rider	67 85
												192	H	UMES	73 86
												197	A	Robert Morris	58 70
												197	H	Robert Morris	61 55
												217	A	Sacred Heart	41 76
												230	A	Saint Francis (PA)	66 68
												230	H	Saint Francis (PA)	72 83
												251	A	Gardner-Webb	69 62
												262	H	St. Francis Brooklyn	78 75
												296	A	Loyola Maryland	77 67
												299	A	Bryant	59 77
												299	H	Bryant	68 73
												309	A	UMBC	65 52
												310	A	Wagner	76 92
												310	H	Wagner	81 66
												318	A	Central Conn. St.	61 44
												318	H	Central Conn. St.	84 53
												346	A	LIU Brooklyn	61 71
												346	H	LIU Brooklyn	61 45
												347	A	Fairleigh Dickinson	63 47
LAST 12 Division I GAMES:															
				318	A	Central Conn. St.	61 44	230	H	Saint Francis (PA)	72 83				
				299	A	Bryant	59 77	262	H	St. Francis Brooklyn	78 75				
				310	H	Wagner	81 66	346	H	LIU Brooklyn	61 45				
				197	H	Robert Morris	61 55	347	A	Fairleigh Dickinson	63 47				
				346	A	LIU Brooklyn	61 71	310	A	Wagner	76 92				
				217	A	Sacred Heart	41 76	318	H	Central Conn. St.	84 53				

Non-Div I Games: Washington Col. 74 50

Mt. St. Mary's

■ Loss,
 ■ Non-Conf,
 ■ S Site,
 ■ H Home
 ■ A Away
 N Neutral

Average RPI Win: 263	WON-LOST	WINNING	LAST 10	STRENGTH OF	OPP. STRENGTH	TEAM	ADJ.	CONF.	ADJ CONF.
Average RPI Loss: 165	RECORD	PCT. RANK	GAMES	SCHEDULE	OF SCHEDULE	RPI	RPI	RPI	RPI
DIV. I ONLY	10- 16	237	0- 1	265	225	265	265	22	22
DIV. I NON-CONF.	2- 7	288	0- 0	267	116	317	317	22	22
TOTALS	RPI 1-25	RPI 26-50	W-L RECORDS	RPI 51-100	RPI 101-150	RPI 150+			
10- 16	0- 1	0- 1	OVERALL	0- 2	1- 4	9- 8			
7- 5	0- 0	0- 0	HOME	0- 1	1- 2	6- 2			
3- 11	0- 1	0- 1	AWAY	0- 1	0- 2	3- 6			
0- 0	0- 0	0- 0	NEUTRAL	0- 0	0- 0	0- 0			
2- 7	0- 1	0- 1	NON-CONFERENCE	0- 1	0- 1	2- 3			
2- 2	0- 0	0- 0	HOME	0- 0	0- 1	2- 1			
0- 5	0- 1	0- 1	AWAY	0- 1	0- 0	0- 2			
0- 0	0- 0	0- 0	NEUTRAL	0- 0	0- 0	0- 0			
8- 9	0- 0	0- 0	CONFERENCE	0- 1	1- 3	7- 5			
5- 3	0- 0	0- 0	HOME	0- 1	1- 1	4- 1			
3- 6	0- 0	0- 0	AWAY	0- 0	0- 2	3- 4			
0- 0	0- 0	0- 0	NEUTRAL	0- 0	0- 0	0- 0			

RPI 1-25				RPI 26-50				RPI 51-100				RPI 101+ Team's RPI: 265			
RPI	S	Opponent	Score	RPI	S	Opponent	Score	RPI	S	Opponent	Score	RPI	S	Opponent	Score
21	A	Kentucky	49 88	49	A	Butler	65 86	63	H	Belmont	58 65	118	A	UT Martin	67 75
								65	A	Tennessee	77 98	118	H	UT Martin	76 73
												131	A	Morehead St.	71 80
												131	H	Morehead St.	61 83
												146	H	Southern Ill.	59 65
												161	A	Tennessee Tech	65 74
												180	A	Arkansas St.	63 74
												213	A	Illinois	52 84
												216	A	Jacksonville St.	64 59
												219	A	SIUE	54 71
												219	H	SIUE	81 75
												232	A	Southeast Mo. St.	64 59
												232	H	Southeast Mo. St.	82 74
												257	A	Austin Peay	56 59
												287	A	Eastern Ill.	67 75
												287	H	Eastern Ill.	60 51
												290	H	Alabama A&M	53 59
												302	H	Tennessee St.	61 65
												325	H	Lipscomb	97 61
												332	A	Eastern Ky.	76 63
												332	H	Eastern Ky.	81 63
												333	H	Evansville	81 53
LAST 12 Division I GAMES:															
131	A	Morehead St.	71 80	287	H	Eastern Ill.	60 51	161	A	Tennessee Tech	65 74	216	A	Jacksonville St.	64 59
232	H	Southeast Mo. St.	82 74	302	H	Tennessee St.	61 65	63	H	Belmont	58 65	219	A	SIUE	54 71
118	H	UT Martin	76 73												
257	A	Austin Peay	56 59												
332	A	Eastern Ky.	76 63												
219	H	SIUE	81 75												

Non-Div I Games: Oakland City 113 55 Bethel (TN) 86 50

Murray St.

■ Loss,
 ■ Non-Conf,
 ■ S Site,
 ■ Home
 ■ A Away
 N Neutral

Average RPI Win:	292	WON-LOST	WINNING	LAST 10	STRENGTH OF	OPP. STRENGTH	TEAM	ADJ.	CONF.	ADJ CONF.
Average RPI Loss:	149	RECORD	PCT. RANK	GAMES	SCHEDULE	OF SCHEDULE	RPI	RPI	RPI	RPI
DIV. I ONLY	16- 9	97	0- 1	334	317	193	193	32	32	
DIV. I NON-CONF.	2- 9	297	0- 1	281	133	302	302	32	32	
TOTALS	RPI 1-25	RPI 26-50	W-L RECORDS	RPI 51-100	RPI 101-150	RPI 150+				
16- 9	0- 0	0- 0	OVERALL	0- 1	0- 5	16- 3				
6- 3	0- 0	0- 0	HOME	0- 0	0- 3	6- 0				
10- 4	0- 0	0- 0	AWAY	0- 0	0- 1	10- 3				
0- 2	0- 0	0- 0	NEUTRAL	0- 1	0- 1	0- 0				
2- 9	0- 0	0- 0	NON-CONFERENCE	0- 1	0- 5	2- 3				
0- 3	0- 0	0- 0	HOME	0- 0	0- 3	0- 0				
2- 4	0- 0	0- 0	AWAY	0- 0	0- 1	2- 3				
0- 2	0- 0	0- 0	NEUTRAL	0- 1	0- 1	0- 0				
14- 0	0- 0	0- 0	CONFERENCE	0- 0	0- 0	14- 0				
6- 0	0- 0	0- 0	HOME	0- 0	0- 0	6- 0				
8- 0	0- 0	0- 0	AWAY	0- 0	0- 0	8- 0				
0- 0	0- 0	0- 0	NEUTRAL	0- 0	0- 0	0- 0				

RPI S	Opponent	Score	RPI S	Opponent	Score	RPI S	Opponent	Score	RPI S	Opponent	Score	Team's RPI: 193
						57 N	Maine	52 58	101 A	Virginia	57 67	
									107 H	VCU	48 54	
									116 N	Yale	49 59	
									131 H	Morehead St.	67 72	
									141 H	Akron	36 49	
									192 A	UMES	51 49	
									192 H	UMES	70 58	
									204 A	Bethune-Cookman	72 48	
									214 A	Elon	64 73	
									220 A	Howard	63 58	
									228 A	Navy	49 72	
									248 A	ETSU	56 61	
									264 A	Norfolk St.	49 44	
									301 A	South Carolina St.	58 44	
									301 H	South Carolina St.	59 52	
									305 A	Fla. Atlantic	67 65	
									308 H	Morgan St.	62 29	
									330 H	Coppin St.	66 42	
									338 A	N.C. Central	52 49	
									340 A	Western Caro.	69 51	
									343 A	Delaware St.	67 47	
									343 H	Delaware St.	72 49	
									348 A	Florida A&M	56 48	
									349 H	Savannah St.	73 69	
LAST 12 Division I GAMES:												
			116 N	Yale	49 59		343 H	Delaware St.	72 49			
			349 H	Savannah St.	73 69		204 A	Bethune-Cookman	72 48			
			301 H	South Carolina St.	59 52		348 A	Florida A&M	56 48			
			264 A	Norfolk St.	49 44		338 A	N.C. Central	52 49			
			220 A	Howard	63 58		330 H	Coppin St.	66 42			
			192 H	UMES	70 58		308 H	Morgan St.	62 29			

Non-Div I Games: Winston-Salem 60 56 Johnson C. Smith 50 53

N.C. A&T

Loss, Non-Conf, S Site, H Home A Away N Neutral

N.C. Central

Through Games Of Feb. 28, 2019

Average RPI Win:	327	WON-LOST	WINNING	LAST 10	STRENGTH OF	OPP. STRENGTH	TEAM	ADJ.	CONF.	ADJ CONF.
Average RPI Loss:	216	RECORD	PCT. RANK	GAMES	SCHEDULE	OF SCHEDULE	RPI	RPI	RPI	RPI
DIV. I ONLY	7- 20	293	0- 1	338	348	338	338	32	32	
DIV. I NON-CONF.	2- 10	311	0- 0	271	280	337	337	32	32	
TOTALS	RPI 1-25	RPI 26-50	W-L RECORDS	RPI 51-100	RPI 101-150	RPI 150+				
7- 20	0- 1	0- 0	OVERALL	0- 0	0- 3	7- 16				
5- 9	0- 0	0- 0	HOME	0- 0	0- 1	5- 8				
2- 10	0- 1	0- 0	AWAY	0- 0	0- 2	2- 7				
0- 1	0- 0	0- 0	NEUTRAL	0- 0	0- 0	0- 1				
2- 10	0- 1	0- 0	NON-CONFERENCE	0- 0	0- 3	2- 6				
2- 4	0- 0	0- 0	HOME	0- 0	0- 1	2- 3				
0- 5	0- 1	0- 0	AWAY	0- 0	0- 2	0- 2				
0- 1	0- 0	0- 0	NEUTRAL	0- 0	0- 0	0- 1				
5- 10	0- 0	0- 0	CONFERENCE	0- 0	0- 0	5- 10				
3- 5	0- 0	0- 0	HOME	0- 0	0- 0	3- 5				
2- 5	0- 0	0- 0	AWAY	0- 0	0- 0	2- 5				
0- 0	0- 0	0- 0	NEUTRAL	0- 0	0- 0	0- 0				

RPI 1-25				RPI 26-50				RPI 51-100				RPI 101+ Team's RPI: 338			
RPI	S	Opponent	Score	RPI	S	Opponent	Score	RPI	S	Opponent	Score	RPI	S	Opponent	Score
8	A	Iowa	39 106									123	H	UNCW	82 89
												126	A	High Point	69 80
												132	A	Georgia St.	54 65
												162	H	Coastal Caro.	66 89
												192	A	UMES	49 59
												192	H	UMES	61 69
												193	H	N.C. A&T	49 52
												204	A	Bethune-Cookman	54 72
												204	H	Bethune-Cookman	50 67
												206	A	Memphis	56 77
												214	H	Elon	54 83
												220	A	Howard	70 80
												264	A	Norfolk St.	48 62
												274	H	Wofford	66 59
												292	A	Winthrop	41 66
												297	N	Kennesaw St.	54 78
												298	H	UNC Greensboro	66 57
												301	H	South Carolina St.	60 72
												308	H	Morgan St.	62 65
												330	H	Coppin St.	62 57
												341	H	USC Upstate	63 82
												343	A	Delaware St.	61 71
												343	H	Delaware St.	65 64
												348	A	Florida A&M	64 57
												349	A	Savannah St.	71 67
												349	H	Savannah St.	77 65
LAST 12 Division I GAMES:															
301	H	South Carolina St.	60 72	348	A	Florida A&M	64 57								
349	H	Savannah St.	77 65	204	A	Bethune-Cookman	54 72								
220	A	Howard	70 80	349	A	Savannah St.	71 67								
264	A	Norfolk St.	48 62	193	H	N.C. A&T	49 52								
343	H	Delaware St.	65 64	308	H	Morgan St.	62 65								
192	H	UMES	61 69	330	H	Coppin St.	62 57								

Non-Div I Games: Wilberforce 55 49

N.C. Central

■ Loss,
 ■ Non-Conf, S Site,
 ■ Home
 ■ Away
 N Neutral

N
C
S
t
a
t
e

NC State				Through Games Of Feb. 28, 2019							
Average RPI Win:	98	WON-LOST	WINNING	LAST 10	STRENGTH OF	OPP. STRENGTH	TEAM	ADJ.	CONF.	ADJ CONF.	
Average RPI Loss:	15	RECORD	PCT. RANK	GAMES	SCHEDULE	OF SCHEDULE	RPI	RPI	RPI	RPI	
DIV. I ONLY	24- 4	10	0- 1	25	3	7	7	1	1		
DIV. I NON-CONF.	13- 0	1	0- 0	39	41	7	7	1	1		
<hr/>											
TOTALS	RPI 1-25	RPI 26-50	W-L RECORDS	RPI 51-100	RPI 101-150	RPI 150+					
24- 4	1- 3	4- 1	OVERALL	9- 0	5- 0	5- 0					
14- 2	0- 1	1- 1	HOME	8- 0	2- 0	3- 0					
8- 2	1- 2	2- 0	AWAY	1- 0	3- 0	1- 0					
2- 0	0- 0	1- 0	NEUTRAL	0- 0	0- 0	1- 0					
13- 0	0- 0	2- 0	NON-CONFERENCE	6- 0	0- 0	5- 0					
9- 0	0- 0	1- 0	HOME	5- 0	0- 0	3- 0					
2- 0	0- 0	0- 0	AWAY	1- 0	0- 0	1- 0					
2- 0	0- 0	1- 0	NEUTRAL	0- 0	0- 0	1- 0					
11- 4	1- 3	2- 1	CONFERENCE	3- 0	5- 0	0- 0					
5- 2	0- 1	0- 1	HOME	3- 0	2- 0	0- 0					
6- 2	1- 2	2- 0	AWAY	0- 0	3- 0	0- 0					
0- 0	0- 0	0- 0	NEUTRAL	0- 0	0- 0	0- 0					
<hr/>											
RPI 1-25		Team's RPI: 7	RPI 26-50		RPI 51-100		RPI 101+				
RPI	S	Opponent	Score	RPI	S	Opponent	Score	RPI	S	Opponent	Score
1	H	Notre Dame	72 95	33	A	North Carolina	74 69	53	H	Clemson	54 51
3	A	Louisville	62 92	33	H	North Carolina	51 64	57	H	Maine	84 46
10	A	Syracuse	77 73	40	N	Michigan St.	78 74	58	H	Virginia Tech	70 61
22	A	Florida St.	70 75	43	A	Georgia Tech	68 60	63	H	Belmont	77 62
				44	H	Michigan	66 55	77	H	Kent St.	78 61
								80	H	Duke	63 51
								82	H	Radford	75 58
								89	H	Old Dominion	85 56
								93	A	Georgetown	76 65

N
C
S
t
a
t
e

Non-Div I Games:

NC State

Average RPI Win:	313	WON-LOST	WINNING	LAST 10	STRENGTH OF	OPP. STRENGTH	TEAM	ADJ.	CONF.	ADJ CONF.
Average RPI Loss:	193	RECORD	PCT. RANK	GAMES	SCHEDULE	OF SCHEDULE	RPI	RPI	RPI	RPI
DIV. I ONLY	6- 21	310	1- 0	288	306	319	319	24	24	
DIV. I NON-CONF.	3- 10	278	0- 0	285	340	313	313	26	26	
TOTALS	RPI 1-25	RPI 26-50	W-L RECORDS	RPI 51-100	RPI 101-150	RPI 150+				
6- 21	0- 0	0- 0	OVERALL	0- 5	0- 1	6- 15				
3- 9	0- 0	0- 0	HOME	0- 2	0- 1	3- 6				
3- 12	0- 0	0- 0	AWAY	0- 3	0- 0	3- 9				
0- 0	0- 0	0- 0	NEUTRAL	0- 0	0- 0	0- 0				
3- 10	0- 0	0- 0	NON-CONFERENCE	0- 3	0- 1	3- 6				
1- 4	0- 0	0- 0	HOME	0- 1	0- 1	1- 2				
2- 6	0- 0	0- 0	AWAY	0- 2	0- 0	2- 4				
0- 0	0- 0	0- 0	NEUTRAL	0- 0	0- 0	0- 0				
3- 11	0- 0	0- 0	CONFERENCE	0- 2	0- 0	3- 9				
2- 5	0- 0	0- 0	HOME	0- 1	0- 0	2- 4				
1- 6	0- 0	0- 0	AWAY	0- 1	0- 0	1- 5				
0- 0	0- 0	0- 0	NEUTRAL	0- 0	0- 0	0- 0				

RPI 1-25				RPI 26-50				RPI 51-100				RPI 101+ Team's RPI: 319			
RPI	S	Opponent	Score	RPI	S	Opponent	Score	RPI	S	Opponent	Score	RPI	S	Opponent	Score
								70	A	FGCU	42 61	113	H	Hartford	53 84
								70	H	FGCU	35 67	175	A	North Ala.	60 72
								73	A	Penn	42 85	175	H	North Ala.	54 77
								74	A	West Virginia	50 95	177	A	Rider	46 67
								77	H	Kent St.	40 57	205	A	Stetson	48 74
												205	H	Stetson	47 56
												212	A	Liberty	47 58
												220	A	Howard	57 77
												229	A	Jacksonville	55 69
												229	H	Jacksonville	56 61
												232	H	Southeast Mo. St.	58 68
												246	A	Colgate	71 53
												253	H	North Florida	59 78
												283	H	Vermont	63 71
												297	A	Kennesaw St.	47 70
												297	H	Kennesaw St.	66 60
												325	A	Lipscomb	69 53
												325	H	Lipscomb	80 67
												340	H	Western Caro.	79 71
												342	A	Saint Peter's	57 70
												346	A	LIU Brooklyn	72 51
												347	A	Fairleigh Dickinson	43 64
LAST 12 Division I GAMES:															
325	A	Lipscomb	69 53	212	A	Liberty	47 58								
229	A	Jacksonville	55 69	70	H	FGCU	35 67								
205	H	Stetson	47 56	175	H	North Ala.	54 77								
253	H	North Florida	59 78	205	A	Stetson	48 74								
70	A	FGCU	42 61	229	H	Jacksonville	56 61								
297	A	Kennesaw St.	47 70	325	H	Lipscomb	80 67								

Non-Div I Games:

NJIT

■ Loss,
 ■ Non-Conf,
 ■ S Site,
 ■ H Home
 ■ A Away
 N Neutral

Average RPI Win:	245	WON-LOST	WINNING	LAST 10	STRENGTH OF	OPP. STRENGTH	TEAM	ADJ.	CONF.	ADJ CONF.
Average RPI Loss:	169	RECORD	PCT. RANK	GAMES	SCHEDULE	OF SCHEDULE	RPI	RPI	RPI	RPI
DIV. I ONLY	9- 16	253	0- 1	143	291	228	228	18	18	
DIV. I NON-CONF.	4- 5	190	0- 0	126	330	179	179	21	21	
TOTALS	RPI 1-25	RPI 26-50	W-L RECORDS	RPI 51-100	RPI 101-150	RPI 150+				
9- 16	0- 0	0- 2	OVERALL	0- 2	0- 3	9- 9				
5- 7	0- 0	0- 1	HOME	0- 2	0- 2	5- 2				
4- 9	0- 0	0- 1	AWAY	0- 0	0- 1	4- 7				
0- 0	0- 0	0- 0	NEUTRAL	0- 0	0- 0	0- 0				
4- 5	0- 0	0- 0	NON-CONFERENCE	0- 1	0- 1	4- 3				
2- 2	0- 0	0- 0	HOME	0- 1	0- 1	2- 0				
2- 3	0- 0	0- 0	AWAY	0- 0	0- 0	2- 3				
0- 0	0- 0	0- 0	NEUTRAL	0- 0	0- 0	0- 0				
5- 11	0- 0	0- 2	CONFERENCE	0- 1	0- 2	5- 6				
3- 5	0- 0	0- 1	HOME	0- 1	0- 1	3- 2				
2- 6	0- 0	0- 1	AWAY	0- 0	0- 1	2- 4				
0- 0	0- 0	0- 0	NEUTRAL	0- 0	0- 0	0- 0				

RPI S	Opponent	Score	RPI S	Opponent	Score	RPI S	Opponent	Score	RPI S	Opponent	Score	Team's RPI: 228
48	A Bucknell	48 90	48	H Bucknell	43 77	71	H American	45 58	129	H Marist	48 72	
48	H Bucknell					73	H Penn	61 65	140	A Lehigh	55 66	
									140	H Lehigh	38 56	
									157	A Boston U.	55 66	
									157	H Boston U.	35 49	
									163	A Colorado	43 59	
									177	A Rider	66 60	
									191	A Holy Cross	44 47	
									191	H Holy Cross	54 47	
									193	H N.C. A&T	72 49	
									234	A Monmouth	67 68	
									238	H Saint Joseph's	49 48	
									246	A Colgate	62 49	
									246	H Colgate	67 52	
									264	A Norfolk St.	58 65	
									282	A Army West Point	52 55	
									282	H Army West Point	48 60	
									294	A Air Force	54 47	
									296	A Loyola Maryland	58 46	
									326	A Lafayette	42 55	
									326	H Lafayette	65 53	
LAST 12 Division I GAMES:												
48	A Bucknell	48 90	140	A Lehigh	55 66							
157	A Boston U.	55 66	48	H Bucknell	43 77							
326	H Lafayette	65 53	157	H Boston U.	35 49							
282	H Army West Point	48 60	326	A Lafayette	42 55							
191	A Holy Cross	44 47	282	A Army West Point	52 55							
246	H Colgate	67 52	191	H Holy Cross	54 47							

Non-Div I Games: Catholic 81 36

Navy

Nebraska

Through Games Of Feb. 28, 2019

Average RPI Win:	137	WON-LOST	WINNING	LAST 10	STRENGTH OF	OPP. STRENGTH	TEAM	ADJ.	CONF.	ADJ CONF.
Average RPI Loss:	57	RECORD	PCT. RANK	GAMES	SCHEDULE	OF SCHEDULE	RPI	RPI	RPI	RPI
DIV. I ONLY	13- 15	195	0- 1	19	41	87	87	4	4	
DIV. I NON-CONF.	5- 6	177	0- 0	97	26	147	147	6	6	
TOTALS	RPI 1-25	RPI 26-50	W-L RECORDS	RPI 51-100	RPI 101-150	RPI 150+				
13- 15	0- 7	2- 2	OVERALL	4- 2	3- 3	4- 1				
8- 6	0- 3	2- 1	HOME	1- 1	2- 1	3- 0				
4- 9	0- 4	0- 1	AWAY	2- 1	1- 2	1- 1				
1- 0	0- 0	0- 0	NEUTRAL	1- 0	0- 0	0- 0				
5- 6	0- 3	0- 0	NON-CONFERENCE	1- 1	1- 2	3- 0				
4- 1	0- 1	0- 0	HOME	0- 0	1- 0	3- 0				
0- 5	0- 2	0- 0	AWAY	0- 1	0- 2	0- 0				
1- 0	0- 0	0- 0	NEUTRAL	1- 0	0- 0	0- 0				
8- 9	0- 4	2- 2	CONFERENCE	3- 1	2- 1	1- 1				
4- 5	0- 2	2- 1	HOME	1- 1	1- 1	0- 0				
4- 4	0- 2	0- 1	AWAY	2- 0	1- 0	1- 1				
0- 0	0- 0	0- 0	NEUTRAL	0- 0	0- 0	0- 0				

RPI	S	Opponent	Score	RPI	S	Opponent	Score	RPI	S	Opponent	Score	RPI	S	Opponent	Score
3	A	Louisville	68 85	26	H	Rutgers	56 62	51	H	Indiana	78 82	105	A	Creighton	65 74
8	A	Iowa	71 77	40	H	Michigan St.	82 71	72	A	Ohio St.	78 69	105	H	Minnesota	63 57
8	H	Iowa	58 74	44	A	Michigan	61 67	81	A	Purdue	84 64	112	A	Northwestern	71 64
14	A	Maryland	63 89	44	H	Michigan	70 56	81	H	Purdue	67 61	112	H	Northwestern	54 58
14	H	Maryland	63 81					82	N	Radford	77 39	145	A	Washington St.	84 87
17	A	Miami (FL)	68 82					99	A	Arkansas	80 84	147	H	Kansas	58 52
23	H	Drake	77 83									156	H	Denver	96 71
												189	A	Wisconsin	69 70
												213	A	Illinois	77 67
												303	H	San Jose St.	96 63
												341	H	USC Upstate	87 64
LAST 12 Division I GAMES:															
8	H	Iowa	58 74	51	H	Indiana	78 82								
112	A	Northwestern	71 64	81	A	Purdue	84 64								
40	H	Michigan St.	82 71	189	A	Wisconsin	69 70								
14	A	Maryland	63 89	112	H	Northwestern	54 58								
81	H	Purdue	67 61	105	H	Minnesota	63 57								
44	A	Michigan	61 67	213	A	Illinois	77 67								

Non-Div I Games:

Nebraska

■ Loss,
■ Non-Conf, S Site,
■ Home
■ Away
N Neutral

Nevada

Through Games Of Feb. 28, 2019

Average RPI Win:	248	WON-LOST	WINNING	LAST 10	STRENGTH OF	OPP. STRENGTH	TEAM	ADJ.	CONF.	ADJ CONF.
Average RPI Loss:	112	RECORD	PCT. RANK	GAMES	SCHEDULE	OF SCHEDULE	RPI	RPI	RPI	RPI
DIV. I ONLY	9- 16	253	0- 1	154	120	225	225	15	15	
DIV. I NON-CONF.	3- 7	256	0- 1	233	91	285	285	13	13	
TOTALS	RPI 1-25	RPI 26-50	W-L RECORDS	RPI 51-100	RPI 101-150	RPI 150+				
9- 16	0- 0	0- 1	OVERALL	1- 9	0- 1	8- 5				
5- 8	0- 0	0- 1	HOME	0- 5	0- 1	5- 1				
4- 6	0- 0	0- 0	AWAY	1- 2	0- 0	3- 4				
0- 2	0- 0	0- 0	NEUTRAL	0- 2	0- 0	0- 0				
3- 7	0- 0	0- 1	NON-CONFERENCE	0- 3	0- 1	3- 2				
2- 4	0- 0	0- 1	HOME	0- 1	0- 1	2- 1				
1- 1	0- 0	0- 0	AWAY	0- 0	0- 0	1- 1				
0- 2	0- 0	0- 0	NEUTRAL	0- 2	0- 0	0- 0				
6- 9	0- 0	0- 0	CONFERENCE	1- 6	0- 0	5- 3				
3- 4	0- 0	0- 0	HOME	0- 4	0- 0	3- 0				
3- 5	0- 0	0- 0	AWAY	1- 2	0- 0	2- 3				
0- 0	0- 0	0- 0	NEUTRAL	0- 0	0- 0	0- 0				

N
e
v
a
d
aN
e
v
a
d
a

RPI 1-25				RPI 26-50				RPI 51-100				RPI 101+				Team's RPI: 225	
RPI	S	Opponent	Score	RPI	S	Opponent	Score	RPI	S	Opponent	Score	RPI	S	Opponent	Score		
				42	H	Southern California	51 72	52	A	New Mexico	74 85	144	H	Texas Tech	67 86		
								52	H	New Mexico	64 66	163	H	Colorado	52 65		
								54	H	Wyoming	51 55	165	A	Santa Clara	48 56		
								56	A	Boise St.	65 80	184	A	Utah St.	76 79		
								56	H	Boise St.	74 75	200	A	UNLV	58 67		
								60	H	Utah	52 74	200	H	UNLV	70 62		
								86	N	UC Davis	68 84	236	H	Hawaii	79 78		
								91	A	Fresno St.	57 41	241	H	San Diego St.	74 69		
								91	H	Fresno St.	63 79	271	A	Colorado St.	62 38		
								97	N	Northern Ill.	69 98	271	H	Colorado St.	68 57		
												275	A	Long Beach St.	76 67		
												294	A	Air Force	74 79		
												303	A	San Jose St.	52 49		
												344	H	Seattle U	67 54		
LAST 12 Division I GAMES:																	
				97	N	Northern Ill.	69 98	271	H	Colorado St.	68 57						
				200	A	UNLV	58 67	56	A	Boise St.	65 80						
				91	A	Fresno St.	57 41	200	H	UNLV	70 62						
				241	H	San Diego St.	74 69	271	A	Colorado St.	62 38						
				54	H	Wyoming	51 55	294	A	Air Force	74 79						
				52	A	New Mexico	74 85	56	H	Boise St.	74 75						

Non-Div I Games: Stanislaus St. 75 52

Nevada

■ Loss,
 ■ Non-Conf,
 ■ S Site,
 ■ H Home
 ■ A Away
 N Neutral

New Hampshire

Through Games Of Feb. 28, 2019

Average RPI Win:	276	WON-LOST	WINNING	LAST 10	STRENGTH OF	OPP. STRENGTH	TEAM	ADJ.	CONF.	ADJ CONF.
Average RPI Loss:	188	RECORD	PCT. RANK	GAMES	SCHEDULE	OF SCHEDULE	RPI	RPI	RPI	RPI
DIV. I ONLY	5- 22	321	0- 1	215	284	314	314	23	23	
DIV. I NON-CONF.	2- 10	311	0- 0	224	290	325	325	25	25	
TOTALS	RPI 1-25	RPI 26-50	W-L RECORDS	RPI 51-100	RPI 101-150	RPI 150+				
5- 22	0- 0	0- 0	OVERALL	0- 3	0- 5	5- 14				
3- 9	0- 0	0- 0	HOME	0- 2	0- 1	3- 6				
2- 13	0- 0	0- 0	AWAY	0- 1	0- 4	2- 8				
0- 0	0- 0	0- 0	NEUTRAL	0- 0	0- 0	0- 0				
2- 10	0- 0	0- 0	NON-CONFERENCE	0- 1	0- 3	2- 6				
2- 3	0- 0	0- 0	HOME	0- 1	0- 0	2- 2				
0- 7	0- 0	0- 0	AWAY	0- 0	0- 3	0- 4				
0- 0	0- 0	0- 0	NEUTRAL	0- 0	0- 0	0- 0				
3- 12	0- 0	0- 0	CONFERENCE	0- 2	0- 2	3- 8				
1- 6	0- 0	0- 0	HOME	0- 1	0- 1	1- 4				
2- 6	0- 0	0- 0	AWAY	0- 1	0- 1	2- 4				
0- 0	0- 0	0- 0	NEUTRAL	0- 0	0- 0	0- 0				

RPI	S	Opponent	Score	RPI	S	Opponent	Score	RPI	S	Opponent	Score	RPI	S	Opponent	Score	Team's RPI: 314
57	A	Maine	46	67	105	A	Minnesota	47	70							
57	H	Maine	45	69	113	A	Hartford	49	56							
66	H	Princeton	42	90	113	H	Hartford	48	66							
					115	A	Northeastern	54	69							
					125	A	South Fla.	36	79							
					151	A	Stony Brook	37	67							
					151	H	Stony Brook	63	82							
					157	A	Boston U.	39	60							
					191	H	Holy Cross	74	62							
					198	H	Dartmouth	42	62							
					217	H	Sacred Heart	60	71							
					245	A	Albany (NY)	41	59							
					245	H	Albany (NY)	53	78							
					250	A	Binghamton	54	53							
					250	H	Binghamton	62	71							
					272	A	Brown	70	76							
					283	A	Vermont	60	69							
					283	H	Vermont	50	51							
					299	H	Bryant	79	74							
					309	A	UMBC	62	64							
					311	A	North Dakota St.	51	56							
					318	A	Central Conn. St.	47	56							
					321	A	UMass Lowell	56	53							
					321	H	UMass Lowell	54	46							
LAST 12 Division I GAMES:																
245	H	Albany (NY)	53	78	57	H	Maine	45	69							
113	A	Hartford	49	56	245	A	Albany (NY)	41	59							
151	A	Stony Brook	37	67	309	A	UMBC	62	64							
283	H	Vermont	50	51	113	H	Hartford	48	66							
250	A	Binghamton	54	53	283	A	Vermont	60	69							
321	H	UMass Lowell	54	46	151	H	Stony Brook	63	82							

Non-Div I Games: U New England 68 44

New Hampshire

■ Loss,
 ■ Non-Conf,
 ■ S Site,
 ■ H Home
 ■ A Away
 N Neutral

Average RPI Win:	192	WON-LOST	WINNING	LAST 10	STRENGTH OF	OPP. STRENGTH	TEAM	ADJ.	CONF.	ADJ CONF.
Average RPI Loss:	146	RECORD	PCT. RANK	GAMES	SCHEDULE	OF SCHEDULE	RPI	RPI	RPI	RPI
DIV. I ONLY	22- 4	13	1- 0	192	142	52	52	15	15	
DIV. I NON-CONF.	10- 1	17	1- 0	64	191	23	23	13	13	
TOTALS	RPI 1-25	RPI 26-50	W-L RECORDS	RPI 51-100	RPI 101-150	RPI 150+				
22- 4	0- 0	0- 1	OVERALL	3- 1	5- 0	14- 2				
15- 1	0- 0	0- 1	HOME	2- 0	3- 0	10- 0				
7- 3	0- 0	0- 0	AWAY	1- 1	2- 0	4- 2				
0- 0	0- 0	0- 0	NEUTRAL	0- 0	0- 0	0- 0				
10- 1	0- 0	0- 1	NON-CONFERENCE	1- 0	5- 0	4- 0				
7- 1	0- 0	0- 1	HOME	1- 0	3- 0	3- 0				
3- 0	0- 0	0- 0	AWAY	0- 0	2- 0	1- 0				
0- 0	0- 0	0- 0	NEUTRAL	0- 0	0- 0	0- 0				
12- 3	0- 0	0- 0	CONFERENCE	2- 1	0- 0	10- 2				
8- 0	0- 0	0- 0	HOME	1- 0	0- 0	7- 0				
4- 3	0- 0	0- 0	AWAY	1- 1	0- 0	3- 2				
0- 0	0- 0	0- 0	NEUTRAL	0- 0	0- 0	0- 0				

RPI 1-25				RPI 26-50				RPI 51-100				Team's RPI: 52		RPI 101+			
RPI	S	Opponent	Score	RPI	S	Opponent	Score	RPI	S	Opponent	Score			RPI	S	Opponent	Score
				50	H	Auburn	76 79	54	A	Wyoming	78 75			102	A	Houston	89 84
								79	H	SFA	74 33			113	H	Hartford	72 65
								91	A	Fresno St.	70 77			130	H	Oklahoma	84 80
								91	H	Fresno St.	82 73			133	A	New Mexico St.	75 50
														133	H	New Mexico St.	83 58
														166	H	Texas St.	82 51
														184	A	Utah St.	68 64
														184	H	Utah St.	74 56
														200	A	UNLV	57 66
														200	H	UNLV	80 77
														225	A	Nevada	66 64
														225	H	Nevada	85 74
														241	A	San Diego St.	59 61
														241	H	San Diego St.	70 62
														254	A	Northern Ariz.	84 55
														256	H	Sacramento St.	85 53
														271	H	Colorado St.	70 58
														280	H	UTEP	69 51
														294	H	Air Force	78 57
														303	A	San Jose St.	79 60
														303	H	San Jose St.	110 72
LAST 12 Division I GAMES:																	
				79	H	SFA	74 33	303	A	San Jose St.	79 60						
				113	H	Hartford	72 65	225	H	Nevada	85 74						
				50	H	Auburn	76 79	241	A	San Diego St.	59 61						
				303	H	San Jose St.	110 72	91	H	Fresno St.	82 73						
				184	H	Utah St.	74 56	184	A	Utah St.	68 64						
				91	A	Fresno St.	70 77	200	H	UNLV	80 77						

Non-Div I Games:

New Mexico

■ Loss,
■ Non-Conf, S Site,
■ Home
■ Away
N Neutral

Average RPI Win:	275	WON-LOST	WINNING	LAST 10	STRENGTH OF	OPP. STRENGTH	TEAM	ADJ.	CONF.	ADJ CONF.
Average RPI Loss:	138	RECORD	PCT. RANK	GAMES	SCHEDULE	OF SCHEDULE	RPI	RPI	RPI	RPI
DIV. I ONLY	19- 6	40	1- 0	299	331	133	133	30	30	
DIV. I NON-CONF.	6- 5	143	1- 0	168	307	148	148	30	30	
TOTALS	RPI 1-25	RPI 26-50	W-L RECORDS	RPI 51-100	RPI 101-150	RPI 150+				
19- 6	0- 0	0- 0	OVERALL	0- 3	0- 1	19- 2				
8- 2	0- 0	0- 0	HOME	0- 1	0- 0	8- 1				
10- 3	0- 0	0- 0	AWAY	0- 1	0- 1	10- 1				
1- 1	0- 0	0- 0	NEUTRAL	0- 1	0- 0	1- 0				
6- 5	0- 0	0- 0	NON-CONFERENCE	0- 3	0- 1	6- 1				
1- 2	0- 0	0- 0	HOME	0- 1	0- 0	1- 1				
4- 2	0- 0	0- 0	AWAY	0- 1	0- 1	4- 0				
1- 1	0- 0	0- 0	NEUTRAL	0- 1	0- 0	1- 0				
13- 1	0- 0	0- 0	CONFERENCE	0- 0	0- 0	13- 1				
7- 0	0- 0	0- 0	HOME	0- 0	0- 0	7- 0				
6- 1	0- 0	0- 0	AWAY	0- 0	0- 0	6- 1				
0- 0	0- 0	0- 0	NEUTRAL	0- 0	0- 0	0- 0				

RPI 1-25			RPI 26-50			RPI 51-100				RPI 101+		Team's RPI: 133					
RPI	S	Opponent	Score	RPI	S	Opponent	Score	RPI	S	Opponent	Score	RPI	S	Opponent	Score		
								52	A	New Mexico	58	83	136	A	UC Riverside	64	65
								52	H	New Mexico	50	75	156	H	Denver	66	64
								96	N	South Alabama	67	68	159	H	Abilene Christian	46	58
													226	A	UMKC	90	86
													226	H	UMKC	68	61
													235	A	UTRGV	70	67
													235	H	UTRGV	71	63
													244	A	A&M-Corpus Christi	67	65
													255	H	California Baptist	76	69
													263	A	CSU Bakersfield	61	59
													263	H	CSU Bakersfield	61	48
													268	A	Western Mich.	66	54
													273	A	Utah Valley	72	63
													273	H	Utah Valley	58	52
													280	A	UTEP	69	65
													300	A	UC Santa Barbara	81	73
													334	A	Grand Canyon	51	54
													334	H	Grand Canyon	81	52
													344	A	Seattle U	83	72
													344	H	Seattle U	75	55
													350	A	Chicago St.	87	66
													351	N	Alcorn	82	64
LAST 12 Division I GAMES:																	
				351	N	Alcorn	82	64		263	H	CSU Bakersfield	61	48			
				226	H	UMKC	68	61		350	A	Chicago St.	87	66			
				235	A	UTRGV	70	67		226	A	UMKC	90	86			
				344	A	Seattle U	83	72		235	H	UTRGV	71	63			
				273	A	Utah Valley	72	63		273	H	Utah Valley	58	52			
				334	H	Grand Canyon	81	52		344	H	Seattle U	75	55			

Non-Div I Games: Tex. Permian Basin 70 38 Northern N.M. 101 51

New Mexico St.

■ Loss,
 ■ Non-Conf,
 ■ S Site,
 ■ Home
 ■ A Away
 N Neutral

Average RPI Win:	295	WON-LOST	WINNING	LAST 10	STRENGTH OF	OPP. STRENGTH	TEAM	ADJ.	CONF.	ADJ CONF.
Average RPI Loss:	178	RECORD	PCT. RANK	GAMES	SCHEDULE	OF SCHEDULE	RPI	RPI	RPI	RPI
DIV. I ONLY	8- 14	252	0- 0	326	246	291	291	25	25	
DIV. I NON-CONF.	1- 5	311	0- 0	171	58	245	245	23	23	
TOTALS	RPI 1-25	RPI 26-50	W-L RECORDS	RPI 51-100	RPI 101-150	RPI 150+				
8- 14	0- 1	0- 1	OVERALL	0- 2	0- 1	8- 9				
4- 5	0- 0	0- 0	HOME	0- 1	0- 0	4- 4				
4- 9	0- 1	0- 1	AWAY	0- 1	0- 1	4- 5				
0- 0	0- 0	0- 0	NEUTRAL	0- 0	0- 0	0- 0				
1- 5	0- 1	0- 1	NON-CONFERENCE	0- 0	0- 1	1- 2				
0- 1	0- 0	0- 0	HOME	0- 0	0- 0	0- 1				
1- 4	0- 1	0- 1	AWAY	0- 0	0- 1	1- 1				
0- 0	0- 0	0- 0	NEUTRAL	0- 0	0- 0	0- 0				
7- 9	0- 0	0- 0	CONFERENCE	0- 2	0- 0	7- 7				
4- 4	0- 0	0- 0	HOME	0- 1	0- 0	4- 3				
3- 5	0- 0	0- 0	AWAY	0- 1	0- 0	3- 4				
0- 0	0- 0	0- 0	NEUTRAL	0- 0	0- 0	0- 0				

RPI	S	Opponent	Score	RPI	S	Opponent	Score	RPI	S	Opponent	Score	RPI	S	Opponent	Score	Team's RPI: 291
17	A	Miami (FL)	38 78	32	A	Rice	56 67	62	H	Lamar University	57 79	124	A	Pittsburgh	38 90	
								79	A	SFA	38 97	159	H	Abilene Christian	52 59	
												173	H	Nicholls St.	62 76	
												185	A	Sam Houston St.	62 86	
												188	A	Xavier	45 61	
												206	A	Memphis	66 59	
												244	A	A&M-Corpus Christi	51 57	
												244	H	A&M-Corpus Christi	56 54	
												270	H	Central Ark.	60 62	
												304	A	Incarnate Word	69 81	
												304	H	Incarnate Word	58 55	
												306	A	Southeastern La.	61 58	
												316	H	La.-Monroe	44 57	
												323	A	McNeese	64 60	
												323	H	McNeese	88 76	
												328	A	Northwestern St.	67 62	
												328	H	Northwestern St.	84 73	
												337	A	Houston Baptist	74 83	
LAST 12 Division I GAMES:																
185	A	Sam Houston St.	62 86	304	H	Incarnate Word	58 55									
323	A	McNeese	64 60	328	A	Northwestern St.	67 62									
306	A	Southeastern La.	61 58	304	A	Incarnate Word	69 81									
244	H	A&M-Corpus Christi	56 54	270	H	Central Ark.	60 62									
173	H	Nicholls St.	62 76	244	A	A&M-Corpus Christi	51 57									
328	H	Northwestern St.	84 73	79	A	SFA	38 97									

Non-Div I Games: Dillard 68 59 Centenary (LA) 104 42 Trinity Baptist 93 38

New Orleans

Loss, Non-Conf, S Site, H Home A Away N Neutral

Niagara

Through Games Of Feb. 28, 2019

Average RPI Win: 299	WON-LOST	WINNING	LAST 10	STRENGTH OF	OPP. STRENGTH	TEAM	ADJ.	CONF.	ADJ CONF.
Average RPI Loss: 157	RECORD	PCT. RANK	GAMES	SCHEDULE	OF SCHEDULE	RPI	RPI	RPI	RPI
DIV. I ONLY	12- 17	225	1- 0	283	242	267	267	26	26
DIV. I NON-CONF.	4- 8	241	1- 0	183	132	255	255	27	27
TOTALS	RPI 1-25	RPI 26-50	W-L RECORDS	RPI 51-100	RPI 101-150	RPI 150+			
12- 17	0- 2	0- 3	OVERALL	0- 1	0- 2	12- 9			
8- 6	0- 0	0- 1	HOME	0- 0	0- 1	8- 4			
3- 10	0- 2	0- 2	AWAY	0- 1	0- 0	3- 5			
1- 1	0- 0	0- 0	NEUTRAL	0- 0	0- 1	1- 0			
4- 8	0- 2	0- 1	NON-CONFERENCE	0- 1	0- 1	4- 3			
3- 2	0- 0	0- 0	HOME	0- 0	0- 0	3- 2			
0- 5	0- 2	0- 1	AWAY	0- 1	0- 0	0- 1			
1- 1	0- 0	0- 0	NEUTRAL	0- 0	0- 1	1- 0			
8- 9	0- 0	0- 2	CONFERENCE	0- 0	0- 1	8- 6			
5- 4	0- 0	0- 1	HOME	0- 0	0- 1	5- 2			
3- 5	0- 0	0- 1	AWAY	0- 0	0- 0	3- 4			
0- 0	0- 0	0- 0	NEUTRAL	0- 0	0- 0	0- 0			

RPI 1-25				RPI 26-50				RPI 51-100				RPI 101+ Team's RPI: 267			
RPI	S	Opponent	Score	RPI	S	Opponent	Score	RPI	S	Opponent	Score	RPI	S	Opponent	Score
10	A	Syracuse	45 94	36	A	Buffalo	61 88	74	A	West Virginia	32 84	116	N	Yale	64 67
12	A	Iowa St.	35 95	46	A	Quinnipiac	42 62					129	H	Marist	58 87
				46	H	Quinnipiac	55 96					177	H	Rider	64 79
												220	H	Howard	61 68
												234	A	Monmouth	54 76
												234	H	Monmouth	81 88
												238	A	Saint Joseph's	54 68
												246	H	Colgate	74 69
												250	H	Binghamton	79 72
												259	H	St. Bonaventure	48 76
												269	A	Siena	61 67
												277	A	Manhattan	58 54
												277	H	Manhattan	61 51
												278	A	Canisius	51 52
												278	H	Canisius	74 52
												293	A	Fairfield	54 55
												293	H	Fairfield	71 68
												308	N	Morgan St.	67 57
												324	A	Iona	58 46
												324	H	Iona	72 53
												330	H	Coppin St.	71 69
												342	A	Saint Peter's	75 66
												342	H	Saint Peter's	81 57
LAST 12 Division I GAMES:															
308	N	Morgan St.	67 57	278	H	Canisius	74 52								
116	N	Yale	64 67	293	A	Fairfield	54 55								
278	A	Canisius	51 52	46	A	Quinnipiac	42 62								
177	H	Rider	64 79	324	H	Iona	72 53								
234	H	Monmouth	81 88	342	H	Saint Peter's	81 57								
269	A	Siena	61 67	234	A	Monmouth	54 76								

Non-Div I Games:

Niagara

■ Loss,
 ■ Non-Conf, S Site,
 ■ Home
 ■ Away
 N Neutral

Average RPI Win:	291	WON-LOST	WINNING	LAST 10	STRENGTH OF	OPP. STRENGTH	TEAM	ADJ.	CONF.	ADJ CONF.
Average RPI Loss:	121	RECORD	PCT. RANK	GAMES	SCHEDULE	OF SCHEDULE	RPI	RPI	RPI	RPI
DIV. I ONLY	15- 10	117	0- 1	314	241	173	173	25	25	
DIV. I NON-CONF.	4- 6	212	0- 1	209	120	175	175	23	23	
TOTALS	RPI 1-25	RPI 26-50	W-L RECORDS	RPI 51-100	RPI 101-150	RPI 150+				
15- 10	0- 1	0- 1	OVERALL	0- 3	0- 1	15- 4				
7- 1	0- 0	0- 0	HOME	0- 0	0- 0	7- 1				
7- 8	0- 1	0- 1	AWAY	0- 3	0- 0	7- 3				
1- 1	0- 0	0- 0	NEUTRAL	0- 0	0- 1	1- 0				
4- 6	0- 1	0- 1	NON-CONFERENCE	0- 1	0- 1	4- 2				
1- 0	0- 0	0- 0	HOME	0- 0	0- 0	1- 0				
2- 5	0- 1	0- 1	AWAY	0- 1	0- 0	2- 2				
1- 1	0- 0	0- 0	NEUTRAL	0- 0	0- 1	1- 0				
11- 4	0- 0	0- 0	CONFERENCE	0- 2	0- 0	11- 2				
6- 1	0- 0	0- 0	HOME	0- 0	0- 0	6- 1				
5- 3	0- 0	0- 0	AWAY	0- 2	0- 0	5- 1				
0- 0	0- 0	0- 0	NEUTRAL	0- 0	0- 0	0- 0				

RPI 1-25				RPI 26-50				RPI 51-100				RPI 101+				Team's RPI: 173	
RPI	S	Opponent	Score	RPI	S	Opponent	Score	RPI	S	Opponent	Score	RPI	S	Opponent	Score		
2	A	Baylor	39 100	50	A	Auburn	59 80	61	A	LSU	44 76	148	N	Delaware	56 71		
								62	A	Lamar University	65 78	159	A	Abilene Christian	66 76		
								79	A	SFA	62 70	164	A	Tulane	46 71		
												166	A	Texas St.	67 72		
												185	H	Sam Houston St.	84 81		
												242	N	Texas Southern	58 57		
												244	H	A&M-Corpus Christi	85 55		
												270	A	Central Ark.	64 60		
												270	H	Central Ark.	68 52		
												280	A	UTEP	58 56		
												291	A	New Orleans	76 62		
												304	H	Incarnate Word	86 62		
												306	A	Southeastern La.	73 66		
												316	A	La.-Monroe	55 54		
												323	A	McNeese	78 55		
												323	H	McNeese	68 69		
												327	H	Mississippi Val.	72 47		
												328	H	Northwestern St.	97 86		
												337	A	Houston Baptist	58 55		
												337	H	Houston Baptist	77 54		
LAST 12 Division I GAMES:																	
148	N	Delaware	56 71	159	A	Abilene Christian	66 76										
166	A	Texas St.	67 72	291	A	New Orleans	76 62										
323	A	McNeese	78 55	306	A	Southeastern La.	73 66										
270	H	Central Ark.	68 52	62	A	Lamar University	65 78										
185	H	Sam Houston St.	84 81	244	H	A&M-Corpus Christi	85 55										
337	A	Houston Baptist	58 55	270	A	Central Ark.	64 60										

Non-Div I Games: Southern-N.O. 86 49 William Carey 86 45

Nicholls St.

Loss, Non-Conf, S Site, H Home A Away N Neutral

Average RPI Win:	304	WON-LOST	WINNING	LAST 10	STRENGTH OF	OPP. STRENGTH	TEAM	ADJ.	CONF.	ADJ CONF.
Average RPI Loss:	183	RECORD	PCT. RANK	GAMES	SCHEDULE	OF SCHEDULE	RPI	RPI	RPI	RPI
DIV. I ONLY	12- 12	171	1- 0	340	320	264	264	32	32	
DIV. I NON-CONF.	3- 8	267	1- 0	291	154	308	308	32	32	
TOTALS	RPI 1-25	RPI 26-50	W-L RECORDS	RPI 51-100	RPI 101-150	RPI 150+				
12- 12	0- 0	0- 0	OVERALL	0- 1	0- 3	12- 8				
6- 4	0- 0	0- 0	HOME	0- 0	0- 0	6- 4				
5- 8	0- 0	0- 0	AWAY	0- 1	0- 3	5- 4				
1- 0	0- 0	0- 0	NEUTRAL	0- 0	0- 0	1- 0				
3- 8	0- 0	0- 0	NON-CONFERENCE	0- 1	0- 3	3- 4				
2- 2	0- 0	0- 0	HOME	0- 0	0- 0	2- 2				
0- 6	0- 0	0- 0	AWAY	0- 1	0- 3	0- 2				
1- 0	0- 0	0- 0	NEUTRAL	0- 0	0- 0	1- 0				
9- 4	0- 0	0- 0	CONFERENCE	0- 0	0- 0	9- 4				
4- 2	0- 0	0- 0	HOME	0- 0	0- 0	4- 2				
5- 2	0- 0	0- 0	AWAY	0- 0	0- 0	5- 2				
0- 0	0- 0	0- 0	NEUTRAL	0- 0	0- 0	0- 0				

RPI 1-25			RPI 26-50			RPI 51-100			RPI 101+			Team's RPI: 264
RPI	S	Opponent	Score	RPI	S	Opponent	Score	RPI	S	Opponent	Score	
						89 A Old Dominion	53 69	126 A High Point		51 83		
								140 A Lehigh		41 62		
								142 A Wake Forest		61 63		
								171 H William & Mary		44 55		
								192 H UMES		43 59		
								193 H N.C. A&T		44 49		
								204 A Bethune-Cookman		58 65		
								204 H Bethune-Cookman		57 50		
								211 A Ole Miss		42 60		
								212 N Liberty		66 53		
								215 H Campbell		49 57		
								220 A Howard		70 74		
								228 H Navy		65 58		
								288 A La Salle		52 62		
								301 A South Carolina St.		57 50		
								308 A Morgan St.		64 49		
								330 A Coppin St.		68 63		
								336 H Longwood		74 42		
								338 H N.C. Central		62 48		
								343 H Delaware St.		63 50		
								348 A Florida A&M		69 45		
								348 H Florida A&M		60 58		
								349 A Savannah St.		78 42		
LAST 12 Division I GAMES:												
212 N		Liberty	66 53	220 A		Howard	70 74					
308 A		Morgan St.	64 49	192 H		UMES	43 59					
193 H		N.C. A&T	44 49	301 A		South Carolina St.	57 50					
338 H		N.C. Central	62 48	349 A		Savannah St.	78 42					
348 A		Florida A&M	69 45	204 H		Bethune-Cookman	57 50					
204 A		Bethune-Cookman	58 65	330 A		Coppin St.	68 63					

Non-Div I Games: Cheyney 93 40 Saint Augustine's 71 38

Norfolk St.

Average RPI Win:	269	WON-LOST	WINNING	LAST 10	STRENGTH OF	OPP. STRENGTH	TEAM	ADJ.	CONF.	ADJ CONF.
Average RPI Loss:	174	RECORD	PCT. RANK	GAMES	SCHEDULE	OF SCHEDULE	RPI	RPI	RPI	RPI
DIV. I ONLY	14- 6	68	0- 0	341	263	175	175	24	24	
DIV. I NON-CONF.	5- 1	37	0- 0	351	223	186	186	26	26	
TOTALS	RPI 1-25	RPI 26-50	W-L RECORDS	RPI 51-100	RPI 101-150	RPI 150+				
14- 6	0- 0	0- 0	OVERALL	0- 2	0- 0	14- 4				
6- 2	0- 0	0- 0	HOME	0- 1	0- 0	6- 1				
6- 4	0- 0	0- 0	AWAY	0- 1	0- 0	6- 3				
2- 0	0- 0	0- 0	NEUTRAL	0- 0	0- 0	2- 0				
5- 1	0- 0	0- 0	NON-CONFERENCE	0- 0	0- 0	5- 1				
1- 0	0- 0	0- 0	HOME	0- 0	0- 0	1- 0				
2- 1	0- 0	0- 0	AWAY	0- 0	0- 0	2- 1				
2- 0	0- 0	0- 0	NEUTRAL	0- 0	0- 0	2- 0				
9- 5	0- 0	0- 0	CONFERENCE	0- 2	0- 0	9- 3				
5- 2	0- 0	0- 0	HOME	0- 1	0- 0	5- 1				
4- 3	0- 0	0- 0	AWAY	0- 1	0- 0	4- 2				
0- 0	0- 0	0- 0	NEUTRAL	0- 0	0- 0	0- 0				

RPI 1-25			RPI 26-50			RPI 51-100			RPI 101+			Team's RPI: 175
RPI	S	Opponent	Score	RPI	S	Opponent	Score	RPI	S	Opponent	Score	
						70	A FGCU	51	76	179	A Vanderbilt	74 71
						70	H FGCU	52	68	188	A Xavier	81 94
										205	A Stetson	59 69
										205	H Stetson	71 55
										212	H Liberty	57 61
										229	A Jacksonville	62 59
										229	H Jacksonville	68 59
										232	N Southeast Mo. St.	80 67
										253	A North Florida	70 64
										253	H North Florida	77 62
										260	H Alabama St.	68 42
										297	A Kennesaw St.	72 74
										297	H Kennesaw St.	80 55
										319	A NJIT	77 54
										319	H NJIT	72 60
										325	A Lipscomb	81 60
										327	A Mississippi Val.	86 72
										340	N Western Caro.	89 66
LAST 12 Division I GAMES:												
						229	H Jacksonville	68	59	325	A Lipscomb	81 60
						205	A Stetson	59	69	319	A NJIT	77 54
						297	A Kennesaw St.	72	74	297	H Kennesaw St.	80 55
						212	H Liberty	57	61	205	H Stetson	71 55
						253	H North Florida	77	62	229	A Jacksonville	62 59
						70	A FGCU	51	76	319	H NJIT	72 60

Non-Div I Games: Stillman 99 43 Martin Methodist 79 48 Lane 98 57 Blue Mountain (MS) 70 42
North Ala.

North Carolina

Through Games Of Feb. 28, 2019

Average RPI Win:	103	WON-LOST	WINNING	LAST 10	STRENGTH OF	OPP. STRENGTH	TEAM	ADJ.	CONF.	ADJ CONF.
Average RPI Loss:	52	RECORD	PCT. RANK	GAMES	SCHEDULE	OF SCHEDULE	RPI	RPI	RPI	RPI
DIV. I ONLY	17- 12	128	0- 1	8	12	33	33	1	1	
DIV. I NON-CONF.	9- 5	104	0- 0	34	62	47	47	1	1	
TOTALS	RPI 1-25	RPI 26-50	W-L RECORDS	RPI 51-100	RPI 101-150	RPI 150+				
17- 12	2- 6	3- 1	OVERALL	3- 3	6- 1	3- 1				
10- 4	1- 2	1- 0	HOME	1- 2	5- 0	2- 0				
4- 6	1- 3	0- 0	AWAY	2- 1	0- 1	1- 1				
3- 2	0- 1	2- 1	NEUTRAL	0- 0	1- 0	0- 0				
9- 5	0- 1	2- 1	NON-CONFERENCE	1- 2	3- 0	3- 1				
5- 1	0- 0	0- 0	HOME	1- 1	2- 0	2- 0				
1- 2	0- 0	0- 0	AWAY	0- 1	0- 0	1- 1				
3- 2	0- 1	2- 1	NEUTRAL	0- 0	1- 0	0- 0				
8- 7	2- 5	1- 0	CONFERENCE	2- 1	3- 1	0- 0				
5- 3	1- 2	1- 0	HOME	0- 1	3- 0	0- 0				
3- 4	1- 3	0- 0	AWAY	2- 0	0- 1	0- 0				
0- 0	0- 0	0- 0	NEUTRAL	0- 0	0- 0	0- 0				

RPI S	Opponent	Score	RPI S	Opponent	Score	RPI S	Opponent	Score	RPI S	Opponent	Score
1	H Notre Dame	78 73	31	N UCLA	83 49	53	A Clemson	70 64	101	H Virginia	70 53
3	A Louisville	66 73	32	N Rice	71 50	57	H Maine	73 85	107	H VCU	59 47
7	A NC State	64 51	43	H Georgia Tech	91 90	58	A Virginia Tech	81 69	117	H Boston College	93 78
7	H NC State	69 74	50	N Auburn	81 86	72	A Ohio St.	69 76	123	H UNCW	82 55
10	A Syracuse	77 90				77	H Kent St.	73 60	124	A Pittsburgh	78 91
17	A Miami (FL)	68 76				80	H Duke	69 85	125	N South Fla.	71 69
21	N Kentucky	75 85							142	H Wake Forest	84 61
22	H Florida St.	63 64							163	A Colorado	74 86
									214	A Elon	100 69
									220	H Howard	85 63
									298	H UNC Greensboro	83 62
LAST 12 Division I GAMES:											
7	H NC State	69 74	7	A NC State	64 51						
117	H Boston College	93 78	43	H Georgia Tech	91 90						
101	H Virginia	70 53	1	H Notre Dame	78 73						
124	A Pittsburgh	78 91	58	A Virginia Tech	81 69						
53	A Clemson	70 64	17	A Miami (FL)	68 76						
80	H Duke	69 85	142	H Wake Forest	84 61						

Non-Div I Games:

North Carolina

■ Loss,
 ■ Non-Conf, S Site,
 ■ Home
 ■ Away
 N Neutral

North Dakota

Through Games Of Feb. 28, 2019

Average RPI Win:	283	WON-LOST	WINNING	LAST 10	STRENGTH OF	OPP. STRENGTH	TEAM	ADJ.	CONF.	ADJ CONF.
Average RPI Loss:	141	RECORD	PCT. RANK	GAMES	SCHEDULE	OF SCHEDULE	RPI	RPI	RPI	RPI
DIV. I ONLY	10- 17	249	1- 0	273	163	249	249	19	19	
DIV. I NON-CONF.	4- 8	241	0- 0	226	88	202	202	19	19	
TOTALS	RPI 1-25	RPI 26-50	W-L RECORDS	RPI 51-100	RPI 101-150	RPI 150+				
10- 17	0- 2	0- 3	OVERALL	0- 1	0- 1	10- 10				
3- 6	0- 0	0- 2	HOME	0- 0	0- 0	3- 4				
5- 11	0- 2	0- 1	AWAY	0- 1	0- 1	5- 6				
2- 0	0- 0	0- 0	NEUTRAL	0- 0	0- 0	2- 0				
4- 8	0- 2	0- 0	NON-CONFERENCE	0- 1	0- 1	4- 4				
0- 1	0- 0	0- 0	HOME	0- 0	0- 0	0- 1				
2- 7	0- 2	0- 0	AWAY	0- 1	0- 1	2- 3				
2- 0	0- 0	0- 0	NEUTRAL	0- 0	0- 0	2- 0				
6- 9	0- 0	0- 3	CONFERENCE	0- 0	0- 0	6- 6				
3- 5	0- 0	0- 2	HOME	0- 0	0- 0	3- 3				
3- 4	0- 0	0- 1	AWAY	0- 0	0- 0	3- 3				
0- 0	0- 0	0- 0	NEUTRAL	0- 0	0- 0	0- 0				

RPI 1-25				RPI 26-50				RPI 51-100				RPI 101+ Team's RPI: 249			
RPI	S	Opponent	Score	RPI	S	Opponent	Score	RPI	S	Opponent	Score	RPI	S	Opponent	Score
10	A	Syracuse	49 85	29	A	South Dakota St.	58 81	90	A	UNI	60 64	127	A	Penn St.	68 75
12	A	Iowa St.	35 87	29	H	South Dakota St.	48 66					154	A	Illinois St.	55 67
				35	H	South Dakota	50 80					156	A	Denver	66 87
												156	H	Denver	91 92
												167	A	Oral Roberts	75 67
												167	H	Oral Roberts	58 80
												194	H	Milwaukee	46 64
												205	A	Stetson	63 74
												227	A	Massachusetts	59 52
												231	A	Western Ill.	90 111
												231	H	Western Ill.	80 92
												239	N	San Francisco	100 97
												252	A	Rhode Island	63 77
												268	N	Western Mich.	62 50
												311	A	North Dakota St.	57 69
												311	H	North Dakota St.	70 58
												312	A	Valparaiso	62 56
												320	A	Omaha	69 68
												320	H	Omaha	68 57
												335	A	Purdue Fort Wayne	74 58
												335	H	Purdue Fort Wayne	79 60
LAST 12 Division I GAMES:															
335	A	Purdue Fort Wayne	74 58	231	A	Western Ill.	90 111								
156	H	Denver	91 92	35	H	South Dakota	50 80								
167	H	Oral Roberts	58 80	311	A	North Dakota St.	57 69								
29	A	South Dakota St.	58 81	29	H	South Dakota St.	48 66								
311	H	North Dakota St.	70 58	231	H	Western Ill.	80 92								
320	A	Omaha	69 68	320	H	Omaha	68 57								

Non-Div I Games: Mayville St. 84 50

North Dakota

Loss, Non-Conf, S Site, H Home A Away N Neutral

Average RPI Win:	294	WON-LOST	WINNING	LAST 10	STRENGTH OF	OPP. STRENGTH	TEAM	ADJ.	CONF.	ADJ CONF.
Average RPI Loss:	155	RECORD	PCT. RANK	GAMES	SCHEDULE	OF SCHEDULE	RPI	RPI	RPI	RPI
DIV. I ONLY	6- 20	304	0- 1	239	198	311	311	19	19	
DIV. I NON-CONF.	2- 9	297	0- 0	297	198	331	331	19	19	
TOTALS	RPI 1-25	RPI 26-50	W-L RECORDS	RPI 51-100	RPI 101-150	RPI 150+				
6- 20	0- 0	0- 4	OVERALL	0- 2	0- 1	6- 13				
5- 7	0- 0	0- 2	HOME	0- 0	0- 1	5- 4				
1- 11	0- 0	0- 2	AWAY	0- 2	0- 0	1- 7				
0- 2	0- 0	0- 0	NEUTRAL	0- 0	0- 0	0- 2				
2- 9	0- 0	0- 0	NON-CONFERENCE	0- 2	0- 1	2- 6				
1- 3	0- 0	0- 0	HOME	0- 0	0- 1	1- 2				
1- 4	0- 0	0- 0	AWAY	0- 2	0- 0	1- 2				
0- 2	0- 0	0- 0	NEUTRAL	0- 0	0- 0	0- 2				
4- 11	0- 0	0- 4	CONFERENCE	0- 0	0- 0	4- 7				
4- 4	0- 0	0- 2	HOME	0- 0	0- 0	4- 2				
0- 7	0- 0	0- 2	AWAY	0- 0	0- 0	0- 5				
0- 0	0- 0	0- 0	NEUTRAL	0- 0	0- 0	0- 0				

RPI S	Opponent	Score	RPI S	Opponent	Score	RPI S	Opponent	Score	RPI S	Opponent	Score	Team's RPI: 311
29	A South Dakota St.	33 86	29	H South Dakota St.	48 88	95	A Pacific	68 75	105	H Creighton	51 86	
35	A South Dakota	57 76	35	H South Dakota	41 67	97	A Northern Ill.	63 81	156	A Denver	54 81	
									156	H Denver	67 87	
									167	A Oral Roberts	72 101	
									167	H Oral Roberts	54 65	
									176	N North Texas	78 92	
									189	A Wisconsin	53 64	
									194	H Milwaukee	55 57	
									205	A Stetson	59 60	
									226	H UMKC	59 69	
									231	A Western Ill.	70 82	
									231	H Western Ill.	68 60	
									239	N San Francisco	42 75	
									249	A North Dakota	58 70	
									249	H North Dakota	69 57	
									312	A Valparaiso	51 48	
									314	H New Hampshire	56 51	
									320	A Omaha	61 78	
									320	H Omaha	55 48	
									335	H Purdue Fort Wayne	70 54	
LAST 12 Division I GAMES:												
35	A South Dakota	57 76	231	A Western Ill.	70 82							
320	H Omaha	55 48	167	A Oral Roberts	72 101							
29	H South Dakota St.	48 88	29	A South Dakota St.	33 86							
167	H Oral Roberts	54 65	249	H North Dakota	69 57							
156	H Denver	67 87	156	A Denver	54 81							
249	A North Dakota	58 70	231	H Western Ill.	68 60							

Non-Div I Games: Mayville St. 49 43

North Dakota St.

North Florida

Through Games Of Feb. 28, 2019

Average RPI Win:	286	WON-LOST	WINNING	LAST 10	STRENGTH OF	OPP. STRENGTH	TEAM	ADJ.	CONF.	ADJ CONF.
Average RPI Loss:	170	RECORD	PCT. RANK	GAMES	SCHEDULE	OF SCHEDULE	RPI	RPI	RPI	RPI
DIV. I ONLY	11- 13	201	1- 0	300	273	253	253	24	24	
DIV. I NON-CONF.	3- 6	241	0- 0	311	257	318	318	26	26	
TOTALS	RPI 1-25	RPI 26-50	W-L RECORDS	RPI 51-100	RPI 101-150	RPI 150+				
11- 13	0- 1	0- 0	OVERALL	0- 3	0- 0	11- 9				
7- 4	0- 0	0- 0	HOME	0- 1	0- 0	7- 3				
4- 9	0- 1	0- 0	AWAY	0- 2	0- 0	4- 6				
0- 0	0- 0	0- 0	NEUTRAL	0- 0	0- 0	0- 0				
3- 6	0- 1	0- 0	NON-CONFERENCE	0- 1	0- 0	3- 4				
3- 1	0- 0	0- 0	HOME	0- 0	0- 0	3- 1				
0- 5	0- 1	0- 0	AWAY	0- 1	0- 0	0- 3				
0- 0	0- 0	0- 0	NEUTRAL	0- 0	0- 0	0- 0				
8- 7	0- 0	0- 0	CONFERENCE	0- 2	0- 0	8- 5				
4- 3	0- 0	0- 0	HOME	0- 1	0- 0	4- 2				
4- 4	0- 0	0- 0	AWAY	0- 1	0- 0	4- 3				
0- 0	0- 0	0- 0	NEUTRAL	0- 0	0- 0	0- 0				

RPI 1-25				RPI 26-50				RPI 51-100				RPI 101+ Team's RPI: 253			
RPI	S	Opponent	Score	RPI	S	Opponent	Score	RPI	S	Opponent	Score	RPI	S	Opponent	Score
22	A	Florida St.	53 74					51	A	Indiana	52 75	175	A	North Ala.	62 77
								70	A	FGCU	48 80	175	H	North Ala.	64 70
								70	H	FGCU	66 105	204	A	Bethune-Cookman	60 76
												205	A	Stetson	75 62
												205	H	Stetson	71 57
												211	A	Ole Miss	69 82
												212	A	Liberty	53 69
												212	H	Liberty	66 54
												229	A	Jacksonville	63 75
												229	H	Jacksonville	72 80
												271	A	Colorado St.	59 61
												290	H	Alabama A&M	62 63
												295	H	Charleston So.	82 76
												297	A	Kennesaw St.	71 60
												297	H	Kennesaw St.	74 66
												315	H	FIU	62 53
												319	A	NJIT	78 59
												325	A	Lipscomb	68 53
												325	H	Lipscomb	72 66
												348	H	Florida A&M	64 53
LAST 12 Division I GAMES:															
205	A	Stetson	75 62	325	H	Lipscomb	72 66								
212	H	Liberty	66 54	297	A	Kennesaw St.	71 60								
229	A	Jacksonville	63 75	70	A	FGCU	48 80								
319	A	NJIT	78 59	229	H	Jacksonville	72 80								
297	H	Kennesaw St.	74 66	212	A	Liberty	53 69								
175	A	North Ala.	62 77	205	H	Stetson	71 57								

Non-Div I Games: Warner 67 36 Trinity Baptist 99 40

North Florida

Loss, Non-Conf, S Site, H Home A Away N Neutral

North Texas

Through Games Of Feb. 28, 2019

Average RPI Win:	225	WON-LOST	WINNING	LAST 10	STRENGTH OF	OPP. STRENGTH	TEAM	ADJ.	CONF.	ADJ CONF.
Average RPI Loss:	111	RECORD	PCT. RANK	GAMES	SCHEDULE	OF SCHEDULE	RPI	RPI	RPI	RPI
DIV. I ONLY	11- 12	193	0- 1	132	135	176	176	14	14	
DIV. I NON-CONF.	4- 5	190	0- 0	200	105	227	227	17	17	
TOTALS	RPI 1-25	RPI 26-50	W-L RECORDS	RPI 51-100	RPI 101-150	RPI 150+				
11- 12	0- 0	0- 4	OVERALL	1- 3	2- 1	8- 4				
7- 5	0- 0	0- 2	HOME	1- 1	1- 0	5- 2				
3- 6	0- 0	0- 2	AWAY	0- 1	1- 1	2- 2				
1- 1	0- 0	0- 0	NEUTRAL	0- 1	0- 0	1- 0				
4- 5	0- 0	0- 2	NON-CONFERENCE	1- 1	0- 0	3- 2				
3- 2	0- 0	0- 1	HOME	1- 0	0- 0	2- 1				
0- 2	0- 0	0- 1	AWAY	0- 0	0- 0	0- 1				
1- 1	0- 0	0- 0	NEUTRAL	0- 1	0- 0	1- 0				
7- 7	0- 0	0- 2	CONFERENCE	0- 2	2- 1	5- 2				
4- 3	0- 0	0- 1	HOME	0- 1	1- 0	3- 1				
3- 4	0- 0	0- 1	AWAY	0- 1	1- 1	2- 1				
0- 0	0- 0	0- 0	NEUTRAL	0- 0	0- 0	0- 0				

RPI 1-25				RPI 26-50				RPI 51-100				RPI 101+ Team's RPI: 176			
RPI	S	Opponent	Score	RPI	S	Opponent	Score	RPI	S	Opponent	Score	RPI	S	Opponent	Score
				28	H	Texas	54 64	54	N	Wyoming	49 53	103	A	UAB	60 70
				32	A	Rice	52 64	59	A	Middle Tenn.	46 61	120	H	Charlotte	68 63
				32	H	Rice	47 59	67	H	Missouri St.	83 76	121	A	Western Ky.	76 67
				34	A	Kansas St.	42 60	89	H	Old Dominion	71 72	172	A	Louisiana Tech	65 54
												183	A	Southern Miss.	62 48
												184	H	Utah St.	41 57
												203	A	Marshall	55 67
												209	A	SMU	66 73
												263	H	CSU Bakersfield	71 59
												280	H	UTEP	70 51
												305	H	Fla. Atlantic	82 62
												307	H	UTSA	54 57
												311	N	North Dakota St.	92 78
												315	H	FIU	75 50
												337	H	Houston Baptist	100 75
LAST 12 Division I GAMES:															
				32	H	Rice	47 59	89	H	Old Dominion	71 72				
				315	H	FIU	75 50	59	A	Middle Tenn.	46 61				
				305	H	Fla. Atlantic	82 62	103	A	UAB	60 70				
				121	A	Western Ky.	76 67	32	A	Rice	52 64				
				203	A	Marshall	55 67	307	H	UTSA	54 57				
				120	H	Charlotte	68 63	280	H	UTEP	70 51				

Non-Div I Games: Mid-Amer. Christian82 35 Xavier (LA) 59 46 Okla. Panhandle 93 52

North Texas

Loss, Non-Conf, S Site, H Home A Away N Neutral

Northeastern

Through Games Of Feb. 28, 2019

Average RPI Win:	190	WON-LOST	WINNING	LAST 10	STRENGTH OF	OPP. STRENGTH	TEAM	ADJ.	CONF.	ADJ CONF.
Average RPI Loss:	115	RECORD	PCT. RANK	GAMES	SCHEDULE	OF SCHEDULE	RPI	RPI	RPI	RPI
DIV. I ONLY	15- 10	117	0- 1	114	143	115	115	10	10	
DIV. I NON-CONF.	10- 1	17	0- 0	176	216	32	32	10	10	
TOTALS	RPI 1-25	RPI 26-50	W-L RECORDS	RPI 51-100	RPI 101-150	RPI 150+				
15- 10	0- 0	0- 2	OVERALL	1- 2	5- 4	9- 2				
10- 3	0- 0	0- 1	HOME	1- 1	3- 0	6- 1				
5- 7	0- 0	0- 1	AWAY	0- 1	2- 4	3- 1				
0- 0	0- 0	0- 0	NEUTRAL	0- 0	0- 0	0- 0				
10- 1	0- 0	0- 0	NON-CONFERENCE	1- 0	3- 1	6- 0				
6- 0	0- 0	0- 0	HOME	1- 0	1- 0	4- 0				
4- 1	0- 0	0- 0	AWAY	0- 0	2- 1	2- 0				
0- 0	0- 0	0- 0	NEUTRAL	0- 0	0- 0	0- 0				
5- 9	0- 0	0- 2	CONFERENCE	0- 2	2- 3	3- 2				
4- 3	0- 0	0- 1	HOME	0- 1	2- 0	2- 1				
1- 6	0- 0	0- 1	AWAY	0- 1	0- 3	1- 1				
0- 0	0- 0	0- 0	NEUTRAL	0- 0	0- 0	0- 0				

RPI 1-25				RPI 26-50				RPI 51-100				RPI 101+				Team's RPI: 115	
RPI	S	Opponent	Score	RPI	S	Opponent	Score	RPI	S	Opponent	Score	RPI	S	Opponent	Score		
				37	A	James Madison	49 84	57	H	Maine	63 55	110	A	Towson	83 88		
				37	H	James Madison	51 58	64	A	Drexel	45 76	110	H	Towson	77 68		
								64	H	Drexel	59 61	111	H	Fordham	58 54		
												114	A	Providence	65 59		
												122	A	Dayton	84 79		
												123	A	UNCW	70 83		
												129	A	Marist	84 90		
												148	A	Delaware	63 77		
												148	H	Delaware	75 62		
												157	H	Boston U.	81 51		
												171	H	William & Mary	88 74		
												214	H	Elon	79 71		
												218	A	Hofstra	61 78		
												218	H	Hofstra	62 63		
												222	A	Florida	79 66		
												227	H	Massachusetts	53 52		
												289	A	Col. of Charleston	87 56		
												293	A	Fairfield	59 50		
												294	H	Air Force	54 41		
												314	H	New Hampshire	69 54		
LAST 12 Division I GAMES:																	
218	H	Hofstra	62 63	289	A	Col. of Charleston	87 56										
64	A	Drexel	45 76	218	A	Hofstra	61 78										
148	A	Delaware	63 77	148	H	Delaware	75 62										
110	H	Towson	77 68	64	H	Drexel	59 61										
37	H	James Madison	51 58	37	A	James Madison	49 84										
123	A	UNCW	70 83	110	A	Towson	83 88										

Non-Div I Games:

Northeastern

■ Loss,
 ■ Non-Conf,
 ■ S Site,
 ■ H Home
 ■ A Away
 N Neutral

Average RPI Win:	233	WON-LOST	WINNING	LAST 10	STRENGTH OF	OPP. STRENGTH	TEAM	ADJ.	CONF.	ADJ CONF.
Average RPI Loss:	154	RECORD	PCT. RANK	GAMES	SCHEDULE	OF SCHEDULE	RPI	RPI	RPI	RPI
DIV. I ONLY	9- 17	262	0- 1	241	148	254	254	16	16	
DIV. I NON-CONF.	4- 5	190	0- 1	230	127	196	196	12	12	
TOTALS	RPI 1-25	RPI 26-50	W-L RECORDS	RPI 51-100	RPI 101-150	RPI 150+				
9- 17	0- 0	0- 0	OVERALL	1- 5	2- 4	6- 8				
4- 6	0- 0	0- 0	HOME	1- 2	0- 2	3- 2				
5- 10	0- 0	0- 0	AWAY	0- 3	2- 2	3- 5				
0- 1	0- 0	0- 0	NEUTRAL	0- 0	0- 0	0- 1				
4- 5	0- 0	0- 0	NON-CONFERENCE	1- 2	1- 0	2- 3				
2- 1	0- 0	0- 0	HOME	1- 1	0- 0	1- 0				
2- 3	0- 0	0- 0	AWAY	0- 1	1- 0	1- 2				
0- 1	0- 0	0- 0	NEUTRAL	0- 0	0- 0	0- 1				
5- 12	0- 0	0- 0	CONFERENCE	0- 3	1- 4	4- 5				
2- 5	0- 0	0- 0	HOME	0- 1	0- 2	2- 2				
3- 7	0- 0	0- 0	AWAY	0- 2	1- 2	2- 3				
0- 0	0- 0	0- 0	NEUTRAL	0- 0	0- 0	0- 0				

RPI 1-25			RPI 26-50			RPI 51-100			RPI 101+			Team's RPI: 254
RPI	S	Opponent	Score	RPI	S	Opponent	Score	RPI	S	Opponent	Score	Score
						52	H New Mexico	55	84	108	A Loyola Marymount	63 62
						76	A Idaho	72	90	109	A Idaho St.	81 77
						76	H Idaho	69	86	109	H Idaho St.	69 80
						78	A Arizona	47	71	137	A Montana St.	70 80
						91	H Fresno St.	86	73	138	A Portland St.	55 72
						100	A Northern Colo.	53	63	138	H Portland St.	59 74
										155	A Washington	59 81
										168	A Montana	62 78
										181	A Eastern Wash.	76 81
										181	H Eastern Wash.	62 64
										209	N SMU	48 55
										255	H California Baptist	91 88
										256	A Sacramento St.	61 65
										256	H Sacramento St.	71 69
										271	A Colorado St.	54 65
										286	A Southern Utah	78 69
										286	H Southern Utah	76 82
										322	A Weber St.	75 64
										322	H Weber St.	74 64
										344	A Seattle U	65 58
LAST 12 Division I GAMES:												
						209	N SMU	48	55	109	A Idaho St.	81 77
						181	A Eastern Wash.	76	81	181	H Eastern Wash.	62 64
						76	A Idaho	72	90	76	H Idaho	69 86
						256	H Sacramento St.	71	69	286	A Southern Utah	78 69
						138	H Portland St.	59	74	100	A Northern Colo.	53 63
						322	A Weber St.	75	64	138	A Portland St.	55 72

Non-Div I Games:

Northern Ariz.

■ Loss,
 ■ Non-Conf,
 ■ S Site,
 ■ H Home
 ■ A Away
 N Neutral

Average RPI Win:	181	WON-LOST	WINNING	LAST 10	STRENGTH OF	OPP. STRENGTH	TEAM	ADJ.	CONF.	ADJ CONF.
Average RPI Loss:	166	RECORD	PCT. RANK	GAMES	SCHEDULE	OF SCHEDULE	RPI	RPI	RPI	RPI
DIV. I ONLY	18- 8	69	1- 0	191	111	100	100	16	16	
DIV. I NON-CONF.	5- 4	139	0- 0	283	29	154	154	12	12	
TOTALS	RPI 1-25	RPI 26-50	W-L RECORDS	RPI 51-100	RPI 101-150	RPI 150+				
18- 8	0- 0	0- 1	OVERALL	2- 1	4- 2	12- 4				
9- 3	0- 0	0- 0	HOME	1- 0	2- 1	6- 2				
9- 5	0- 0	0- 1	AWAY	1- 1	2- 1	6- 2				
0- 0	0- 0	0- 0	NEUTRAL	0- 0	0- 0	0- 0				
5- 4	0- 0	0- 1	NON-CONFERENCE	0- 1	0- 0	5- 2				
3- 0	0- 0	0- 0	HOME	0- 0	0- 0	3- 0				
2- 4	0- 0	0- 1	AWAY	0- 1	0- 0	2- 2				
0- 0	0- 0	0- 0	NEUTRAL	0- 0	0- 0	0- 0				
13- 4	0- 0	0- 0	CONFERENCE	2- 0	4- 2	7- 2				
6- 3	0- 0	0- 0	HOME	1- 0	2- 1	3- 2				
7- 1	0- 0	0- 0	AWAY	1- 0	2- 1	4- 0				
0- 0	0- 0	0- 0	NEUTRAL	0- 0	0- 0	0- 0				

RPI 1-25				RPI 26-50				RPI 51-100				Team's RPI: 100		RPI 101+			
RPI	S	Opponent	Score	RPI	S	Opponent	Score	RPI	S	Opponent	Score			RPI	S	Opponent	Score
				30	A	BYU	50 70	61	A	LSU	57 62			109	A	Idaho St.	61 59
								76	A	Idaho	86 72			109	H	Idaho St.	60 56
								76	H	Idaho	77 72			137	A	Montana St.	84 73
														137	H	Montana St.	66 79
														138	A	Portland St.	66 85
														138	H	Portland St.	79 63
														156	H	Denver	74 66
														163	A	Colorado	69 77
														168	A	Montana	73 62
														168	H	Montana	79 61
														170	H	Chattanooga	68 65
														181	A	Eastern Wash.	67 62
														181	H	Eastern Wash.	72 76
														209	H	SMU	58 57
														239	A	San Francisco	68 63
														254	H	Northern Ariz.	63 53
														256	A	Sacramento St.	71 61
														256	H	Sacramento St.	82 69
														271	A	Colorado St.	53 47
														286	A	Southern Utah	71 44
														294	A	Air Force	57 69
														322	H	Weber St.	54 55
LAST 12 Division I GAMES:																	
				109	A	Idaho St.	61 59	137	A	Montana St.	84 73						
				168	H	Montana	79 61	254	H	Northern Ariz.	63 53						
				76	H	Idaho	77 72	286	A	Southern Utah	71 44						
				181	H	Eastern Wash.	72 76	109	H	Idaho St.	60 56						
				256	A	Sacramento St.	71 61	322	H	Weber St.	54 55						
				138	A	Portland St.	66 85	137	H	Montana St.	66 79						

Non-Div I Games:

Northern Colo.

■ Loss,
 ■ Non-Conf, S Site,
 ■ Home
 ■ Away
 N Neutral

Average RPI Win:	204	WON-LOST	WINNING	LAST 10	STRENGTH OF	OPP. STRENGTH	TEAM	ADJ.	CONF.	ADJ CONF.
Average RPI Loss:	62	RECORD	PCT. RANK	GAMES	SCHEDULE	OF SCHEDULE	RPI	RPI	RPI	RPI
DIV. I ONLY	17- 10	103	1- 0	121	98	97	97	7	7	
DIV. I NON-CONF.	8- 4	91	1- 0	274	129	134	134	9	9	
TOTALS	RPI 1-25	RPI 26-50	W-L RECORDS	RPI 51-100	RPI 101-150	RPI 150+				
17- 10	0- 3	1- 3	OVERALL	2- 2	2- 1	12- 1				
12- 2	0- 1	1- 1	HOME	2- 0	2- 0	7- 0				
3- 8	0- 2	0- 2	AWAY	0- 2	0- 1	3- 1				
2- 0	0- 0	0- 0	NEUTRAL	0- 0	0- 0	2- 0				
8- 4	0- 1	0- 0	NON-CONFERENCE	1- 1	1- 1	6- 1				
6- 0	0- 0	0- 0	HOME	1- 0	1- 0	4- 0				
0- 4	0- 1	0- 0	AWAY	0- 1	0- 1	0- 1				
2- 0	0- 0	0- 0	NEUTRAL	0- 0	0- 0	2- 0				
9- 6	0- 2	1- 3	CONFERENCE	1- 1	1- 0	6- 0				
6- 2	0- 1	1- 1	HOME	1- 0	1- 0	3- 0				
3- 4	0- 1	0- 2	AWAY	0- 1	0- 0	3- 0				
0- 0	0- 0	0- 0	NEUTRAL	0- 0	0- 0	0- 0				

RPI 1-25				RPI 26-50				RPI 51-100 Team's RPI: 97				RPI 101+			
RPI	S	Opponent	Score	RPI	S	Opponent	Score	RPI	S	Opponent	Score	RPI	S	Opponent	Score
12	A	Iowa St.	60 70	36	A	Buffalo	64 93	51	A	Indiana	73 91	116	H	Yale	89 80
24	A	Central Mich.	52 76	39	H	Ohio	53 69	77	A	Kent St.	78 87	141	H	Akron	70 59
24	H	Central Mich.	66 89	45	A	Miami (OH)	45 70	88	H	Toledo	54 52	146	A	Southern Ill.	73 82
				45	H	Miami (OH)	82 71	90	H	UNI	70 59	168	A	Montana	70 86
												199	A	Eastern Mich.	68 65
												199	H	Eastern Mich.	70 60
												208	A	Ball St.	93 83
												223	A	Bowling Green	66 52
												223	H	Bowling Green	88 47
												225	N	Nevada	98 69
												231	N	Western Ill.	86 61
												268	H	Western Mich.	77 64
												272	H	Brown	109 102
												287	H	Eastern Ill.	78 59
												311	H	North Dakota St.	81 63
												350	H	Chicago St.	114 52
LAST 12 Division I GAMES:															
225	N	Nevada	98 69	45	A	Miami (OH)	45 70								
90	H	UNI	70 59	208	A	Ball St.	93 83								
12	A	Iowa St.	60 70	223	H	Bowling Green	88 47								
199	H	Eastern Mich.	70 60	199	A	Eastern Mich.	68 65								
24	A	Central Mich.	52 76	268	H	Western Mich.	77 64								
88	H	Toledo	54 52	36	A	Buffalo	64 93								

Non-Div I Games:

Northern Ill.

Average RPI Win:	263	WON-LOST	WINNING	LAST 10	STRENGTH OF	OPP. STRENGTH	TEAM	ADJ.	CONF.	ADJ CONF.
Average RPI Loss:	129	RECORD	PCT. RANK	GAMES	SCHEDULE	OF SCHEDULE	RPI	RPI	RPI	RPI
DIV. I ONLY	9- 17	262	1- 0	148	213	240	240	20	20	
DIV. I NON-CONF.	0- 9	336	0- 0	47	141	286	286	18	18	
TOTALS	RPI 1-25	RPI 26-50	W-L RECORDS	RPI 51-100	RPI 101-150	RPI 150+				
9- 17	0- 1	0- 0	OVERALL	0- 7	2- 4	7- 5				
7- 4	0- 0	0- 0	HOME	0- 3	2- 0	5- 1				
2- 10	0- 1	0- 0	AWAY	0- 3	0- 3	2- 3				
0- 3	0- 0	0- 0	NEUTRAL	0- 1	0- 1	0- 1				
0- 9	0- 1	0- 0	NON-CONFERENCE	0- 3	0- 2	0- 3				
0- 2	0- 0	0- 0	HOME	0- 1	0- 0	0- 1				
0- 4	0- 1	0- 0	AWAY	0- 1	0- 1	0- 1				
0- 3	0- 0	0- 0	NEUTRAL	0- 1	0- 1	0- 1				
9- 8	0- 0	0- 0	CONFERENCE	0- 4	2- 2	7- 2				
7- 2	0- 0	0- 0	HOME	0- 2	2- 0	5- 0				
2- 6	0- 0	0- 0	AWAY	0- 2	0- 2	2- 2				
0- 0	0- 0	0- 0	NEUTRAL	0- 0	0- 0	0- 0				

RPI 1-25				RPI 26-50				RPI 51-100				RPI 101+ Team's RPI: 240			
RPI	S	Opponent	Score	RPI	S	Opponent	Score	RPI	S	Opponent	Score	RPI	S	Opponent	Score
3	A	Louisville	59 92					63	H	Belmont	53 71	114	A	Providence	43 48
								68	A	Wright St.	56 78	119	A	Youngstown St.	66 77
								68	H	Wright St.	55 61	119	H	Youngstown St.	65 62
								69	A	Green Bay	42 70	134	A	IUPUI	48 70
								69	H	Green Bay	61 81	134	H	IUPUI	60 57
								77	A	Kent St.	61 62	141	N	Akron	60 77
								94	N	Pepperdine	46 51	154	H	Illinois St.	53 58
												194	A	Milwaukee	38 59
												194	H	Milwaukee	55 54
												257	A	Austin Peay	48 52
												285	A	Cleveland St.	47 76
												285	H	Cleveland St.	74 55
												288	N	La Salle	56 74
												313	A	Oakland	74 63
												313	H	Oakland	72 50
												331	H	Detroit Mercy	68 56
												339	A	UIC	67 49
												339	H	UIC	78 44
LAST 12 Division I GAMES:															
313	A	Oakland	74 63	339	H	UIC	78 44	134	H	IUPUI	60 57				
285	H	Cleveland St.	74 55					313	H	Oakland	72 50				
119	H	Youngstown St.	65 62					331	H	Detroit Mercy	68 56				
68	A	Wright St.	56 78					119	A	Youngstown St.	66 77				
194	A	Milwaukee	38 59					285	A	Cleveland St.	47 76				
69	A	Green Bay	42 70												

Non-Div I Games: Alderson Broadus 73 32

Northern Ky.

■ Loss,
 ■ Non-Conf,
 ■ S Site,
 ■ Home
 ■ A Away
 N Neutral

Northwestern

Through Games Of Feb. 28, 2019

Average RPI Win:	154	WON-LOST	WINNING	LAST 10	STRENGTH OF	OPP. STRENGTH	TEAM	ADJ.	CONF.	ADJ CONF.
Average RPI Loss:	71	RECORD	PCT. RANK	GAMES	SCHEDULE	OF SCHEDULE	RPI	RPI	RPI	RPI
DIV. I ONLY	16- 12	137	0- 1	101	40	112	112	4	4	
DIV. I NON-CONF.	7- 4	108	0- 1	238	30	157	157	6	6	
TOTALS	RPI 1-25	RPI 26-50	W-L RECORDS	RPI 51-100	RPI 101-150	RPI 150+				
16- 12	0- 3	1- 2	OVERALL	6- 3	2- 4	7- 0				
10- 5	0- 1	1- 0	HOME	3- 2	2- 2	4- 0				
5- 6	0- 2	0- 2	AWAY	3- 1	0- 1	2- 0				
1- 1	0- 0	0- 0	NEUTRAL	0- 0	0- 1	1- 0				
7- 4	0- 2	0- 0	NON-CONFERENCE	2- 0	1- 2	4- 0				
4- 2	0- 1	0- 0	HOME	1- 0	1- 1	2- 0				
2- 1	0- 1	0- 0	AWAY	1- 0	0- 0	1- 0				
1- 1	0- 0	0- 0	NEUTRAL	0- 0	0- 1	1- 0				
9- 8	0- 1	1- 2	CONFERENCE	4- 3	1- 2	3- 0				
6- 3	0- 0	1- 0	HOME	2- 2	1- 1	2- 0				
3- 5	0- 1	0- 2	AWAY	2- 1	0- 1	1- 0				
0- 0	0- 0	0- 0	NEUTRAL	0- 0	0- 0	0- 0				

RPI S	Opponent	Score	RPI S	Opponent	Score	RPI S	Opponent	Score	RPI S	Opponent	Score	Team's RPI: 112
11	H Marquette	57 76	26	A Rutgers	41 45	51	A Indiana	75 69	105	A Minnesota	64 73	
14	A Maryland	57 72	40	H Michigan St.	70 62	51	H Indiana	69 49	105	H Minnesota	54 61	
25	A DePaul	60 76	44	A Michigan	78 79	69	A Green Bay	57 55	118	H UT Martin	90 64	
						72	H Ohio St.	76 59	124	H Pittsburgh	49 52	
						80	H Duke	84 58	127	H Penn St.	78 63	
						81	A Purdue	58 61	147	N Kansas	57 66	
						81	H Purdue	54 57	189	H Wisconsin	72 46	
						87	A Nebraska	58 54	213	A Illinois	64 56	
						87	H Nebraska	64 71	213	H Illinois	68 45	
									222	A Florida	83 74	
									247	N Wichita St.	65 43	
									339	H UIC	87 44	
									350	H Chicago St.	97 35	
LAST 12 Division I GAMES:												
147	N Kansas	57 66	14	A Maryland	57 72							
51	H Indiana	69 49	72	H Ohio St.	76 59							
87	H Nebraska	64 71	105	H Minnesota	54 61							
81	A Purdue	58 61	213	A Illinois	64 56							
127	H Penn St.	78 63	87	A Nebraska	58 54							
105	A Minnesota	64 73	189	H Wisconsin	72 46							

Non-Div I Games:

Northwestern

■ Loss,
 ■ Non-Conf, S Site,
 ■ Home
 ■ Away
 N Neutral

Average RPI Win:	328	WON-LOST	WINNING	LAST 10	STRENGTH OF	OPP. STRENGTH	TEAM	ADJ.	CONF.	ADJ CONF.
Average RPI Loss:	179	RECORD	PCT. RANK	GAMES	SCHEDULE	OF SCHEDULE	RPI	RPI	RPI	RPI
DIV. I ONLY	5- 17	309	0- 0	310	270	328	328	25	25	
DIV. I NON-CONF.	1- 6	318	0- 0	303	121	340	340	23	23	
TOTALS	RPI 1-25	RPI 26-50	W-L RECORDS	RPI 51-100	RPI 101-150	RPI 150+				
5- 17	0- 0	0- 1	OVERALL	0- 4	0- 1	5- 11				
4- 5	0- 0	0- 0	HOME	0- 2	0- 0	4- 3				
1- 12	0- 0	0- 1	AWAY	0- 2	0- 1	1- 8				
0- 0	0- 0	0- 0	NEUTRAL	0- 0	0- 0	0- 0				
1- 6	0- 0	0- 1	NON-CONFERENCE	0- 1	0- 1	1- 3				
1- 1	0- 0	0- 0	HOME	0- 0	0- 0	1- 1				
0- 5	0- 0	0- 1	AWAY	0- 1	0- 1	0- 2				
0- 0	0- 0	0- 0	NEUTRAL	0- 0	0- 0	0- 0				
4- 11	0- 0	0- 0	CONFERENCE	0- 3	0- 0	4- 8				
3- 4	0- 0	0- 0	HOME	0- 2	0- 0	3- 2				
1- 7	0- 0	0- 0	AWAY	0- 1	0- 0	1- 6				
0- 0	0- 0	0- 0	NEUTRAL	0- 0	0- 0	0- 0				

RPI 1-25			RPI 26-50			RPI 51-100			RPI 101+ Team's RPI: 328		
RPI	S	Opponent	Score	RPI	S	Opponent	Score	RPI	S	Opponent	Score
				28	A	Texas	66 104	62	H	Lamar University	70 94
								79	A	SFA	56 84
								79	H	SFA	67 87
								99	A	Arkansas	53 98
								130	A	Oklahoma	56 93
								153	A	Alabama	73 87
								159	H	Abilene Christian	63 72
								173	A	Nicholls St.	86 97
								183	A	Southern Miss.	54 69
								185	A	Sam Houston St.	55 66
								244	A	A&M-Corpus Christi	55 79
								270	A	Central Ark.	52 74
								291	A	New Orleans	73 84
								291	H	New Orleans	62 67
								304	A	Incarinate Word	91 100
								306	H	Southeastern La.	58 47
								316	H	La.-Monroe	55 63
								323	A	McNeese	89 73
								323	H	McNeese	82 63
								337	H	Houston Baptist	63 46
								351	H	Alcorn	78 65
LAST 12 Division I GAMES:											
304	A	Incarinate Word	91 100	270	A	Central Ark.	52 74				
337	H	Houston Baptist	63 46	291	H	New Orleans	62 67				
79	H	SFA	67 87	306	H	Southeastern La.	58 47				
62	H	Lamar University	70 94	185	A	Sam Houston St.	55 66				
323	A	McNeese	89 73	159	H	Abilene Christian	63 72				
291	A	New Orleans	73 84	79	A	SFA	56 84				

Non-Div I Games: Loyola (LA) 71 66 Central Baptist 82 56 LeTourneau 100 40 Centenary (LA) 94 51 Northwestern St.

Notre Dame

Through Games Of Feb. 28, 2019

Average RPI Win:	67	WON-LOST	WINNING	LAST 10	STRENGTH OF	OPP. STRENGTH	TEAM	ADJ.	CONF.	ADJ CONF.
Average RPI Loss:	19	RECORD	PCT. RANK	GAMES	SCHEDULE	OF SCHEDULE	RPI	RPI	RPI	RPI
DIV. I ONLY	26- 3	5	1- 0	1	2	1	1	1	1	1
DIV. I NON-CONF.	13- 1	9	1- 0	1	9	1	1	1	1	1
TOTALS	RPI 1-25	RPI 26-50	W-L RECORDS	RPI 51-100	RPI 101-150	RPI 150+				
26- 3	10- 2	2- 1	OVERALL	7- 0	6- 0	1- 0				
13- 1	3- 1	1- 0	HOME	3- 0	5- 0	1- 0				
10- 2	4- 1	1- 1	AWAY	4- 0	1- 0	0- 0				
3- 0	3- 0	0- 0	NEUTRAL	0- 0	0- 0	0- 0				
13- 1	6- 1	0- 0	NON-CONFERENCE	4- 0	2- 0	1- 0				
6- 1	1- 1	0- 0	HOME	2- 0	2- 0	1- 0				
4- 0	2- 0	0- 0	AWAY	2- 0	0- 0	0- 0				
3- 0	3- 0	0- 0	NEUTRAL	0- 0	0- 0	0- 0				
13- 2	4- 1	2- 1	CONFERENCE	3- 0	4- 0	0- 0				
7- 0	2- 0	1- 0	HOME	1- 0	3- 0	0- 0				
6- 2	2- 1	1- 1	AWAY	2- 0	1- 0	0- 0				
0- 0	0- 0	0- 0	NEUTRAL	0- 0	0- 0	0- 0				

RPI	S	Opponent	Score	RPI	S	Opponent	Score	RPI	S	Opponent	Score	RPI	S	Opponent	Score
3	H	Louisville	82 68	33	A	North Carolina	73 78	53	A	Clemson	101 63	117	A	Boston College	97 47
6	H	UConn	71 89	43	A	Georgia Tech	76 55	58	A	Virginia Tech	80 51	117	H	Boston College	92 63
7	A	NC State	95 72	43	H	Georgia Tech	90 50	65	A	Tennessee	77 62	121	H	Western Ky.	94 53
8	H	Iowa	105 71					73	H	Penn	75 55	124	H	Pittsburgh	100 44
10	A	Syracuse	98 68					80	H	Duke	89 61	140	H	Lehigh	95 68
11	A	Marquette	87 63					83	H	Harvard	103 58	142	H	Wake Forest	78 48
13	N	Gonzaga	81 65					88	A	Toledo	72 56	250	H	Binghamton	103 53
17	A	Miami (FL)	65 72												
20	N	Oregon St.	91 81												
22	H	Florida St.	97 70												
23	N	Drake	82 64												
25	A	DePaul	101 77												
LAST 12 Division I GAMES:															
20	N	Oregon St.	91 81	22	H	Florida St.	97 70								
23	N	Drake	82 64	17	A	Miami (FL)	65 72								
10	A	Syracuse	98 68	43	H	Georgia Tech	90 50								
80	H	Duke	89 61	53	A	Clemson	101 63								
7	A	NC State	95 72	33	A	North Carolina	73 78								
117	A	Boston College	97 47	65	A	Tennessee	77 62								

Non-Div I Games:

Notre Dame

Loss, Non-Conf, S Site, H Home A Away N Neutral

Average RPI Win: 320		WON-LOST	WINNING	LAST 10	STRENGTH OF	OPP. STRENGTH	TEAM	ADJ.	CONF.	ADJ CONF.
Average RPI Loss: 145		RECORD	PCT. RANK	GAMES	SCHEDULE	OF SCHEDULE	RPI	RPI	RPI	RPI
DIV. I ONLY		4- 22	329	0- 1	179	196	313	313	20	20
DIV. I NON-CONF.		1- 8	322	0- 0	28	102	239	239	18	18
TOTALS		RPI 1-25	RPI 26-50	W-L RECORDS	RPI 51-100	RPI 101-150	RPI 150+			
4- 22	0- 1		0- 2	OVERALL	0- 5	0- 5	4- 9			
3- 9	0- 0		0- 2	HOME	0- 2	0- 2	3- 3			
1- 12	0- 1		0- 0	AWAY	0- 3	0- 2	1- 6			
0- 1	0- 0		0- 0	NEUTRAL	0- 0	0- 1	0- 0			
1- 8	0- 1		0- 2	NON-CONFERENCE	0- 2	0- 1	1- 2			
1- 3	0- 0		0- 2	HOME	0- 1	0- 0	1- 0			
0- 4	0- 1		0- 0	AWAY	0- 1	0- 0	0- 2			
0- 1	0- 0		0- 0	NEUTRAL	0- 0	0- 1	0- 0			
3- 14	0- 0		0- 0	CONFERENCE	0- 3	0- 4	3- 7			
2- 6	0- 0		0- 0	HOME	0- 1	0- 2	2- 3			
1- 8	0- 0		0- 0	AWAY	0- 2	0- 2	1- 4			
0- 0	0- 0		0- 0	NEUTRAL	0- 0	0- 0	0- 0			

RPI 1-25				RPI 26-50				RPI 51-100				RPI 101+				Team's RPI: 313	
RPI	S	Opponent	Score	RPI	S	Opponent	Score	RPI	S	Opponent	Score	RPI	S	Opponent	Score		
24	A	Central Mich.	61 104	40	H	Michigan St.	58 102	51	H	Indiana	32 59	119	A	Youngstown St.	61 76		
				44	H	Michigan	59 85	68	A	Wright St.	58 69	119	H	Youngstown St.	55 69		
								69	A	Green Bay	32 72	134	A	IUPUI	53 82		
								69	H	Green Bay	53 77	134	H	IUPUI	70 76		
								77	A	Kent St.	65 75	141	N	Akron	65 85		
												154	A	Illinois St.	56 62		
												160	A	Bradley	64 73		
												194	A	Milwaukee	53 83		
												194	H	Milwaukee	52 79		
												240	A	Northern Ky.	50 72		
												240	H	Northern Ky.	63 74		
												278	H	Canisius	71 60		
												285	A	Cleveland St.	90 98		
												285	H	Cleveland St.	62 64		
												331	A	Detroit Mercy	76 65		
												331	H	Detroit Mercy	74 67		
												339	A	UIC	65 69		
												339	H	UIC	74 57		
LAST 12 Division I GAMES:																	
240	H	Northern Ky.	63 74	285	A	Cleveland St.	90 98										
194	A	Milwaukee	53 83	119	A	Youngstown St.	61 76										
69	A	Green Bay	32 72	240	A	Northern Ky.	50 72										
339	H	UIC	74 57	68	A	Wright St.	58 69										
134	H	IUPUI	70 76	69	H	Green Bay	53 77										
331	A	Detroit Mercy	76 65	194	H	Milwaukee	52 79										

Non-Div I Games:	Grace Bible (MI)	94	48	Rochester College	64	46
------------------	------------------	----	----	-------------------	----	----

Oakland

Loss, Non-Conf, S Site, H Home A Away N Neutral

Average RPI Win:	171	WON-LOST	WINNING	LAST 10	STRENGTH OF	OPP. STRENGTH	TEAM	ADJ.	CONF.	ADJ CONF.
Average RPI Loss:	48	RECORD	PCT. RANK	GAMES	SCHEDULE	OF SCHEDULE	RPI	RPI	RPI	RPI
DIV. I ONLY	22- 4	13	0- 1	125	88	39	39	7	7	
DIV. I NON-CONF.	11- 0	1	0- 0	276	184	43	43	9	9	
TOTALS	RPI 1-25	RPI 26-50	W-L RECORDS	RPI 51-100	RPI 101-150	RPI 150+				
22- 4	1- 1	1- 2	OVERALL	6- 1	3- 0	11- 0				
11- 3	0- 1	0- 2	HOME	2- 0	2- 0	7- 0				
9- 1	1- 0	1- 0	AWAY	3- 1	1- 0	3- 0				
2- 0	0- 0	0- 0	NEUTRAL	1- 0	0- 0	1- 0				
11- 0	0- 0	0- 0	NON-CONFERENCE	3- 0	2- 0	6- 0				
6- 0	0- 0	0- 0	HOME	1- 0	1- 0	4- 0				
3- 0	0- 0	0- 0	AWAY	1- 0	1- 0	1- 0				
2- 0	0- 0	0- 0	NEUTRAL	1- 0	0- 0	1- 0				
11- 4	1- 1	1- 2	CONFERENCE	3- 1	1- 0	5- 0				
5- 3	0- 1	0- 2	HOME	1- 0	1- 0	3- 0				
6- 1	1- 0	1- 0	AWAY	2- 1	0- 0	2- 0				
0- 0	0- 0	0- 0	NEUTRAL	0- 0	0- 0	0- 0				

RPI	S	Opponent	Score	RPI	S	Opponent	Score	Team's RPI: 39	RPI	S	Opponent	Score	RPI	S	Opponent	Score
24	A	Central Mich.	78 75	36	A	Buffalo	74 71		62	N	Lamar University	87 62	123	H	UNCW	95 72
24	H	Central Mich.	70 88	36	H	Buffalo	43 73		71	A	American	77 67	134	A	IUPUI	73 66
				45	H	Miami (OH)	61 67		77	A	Kent St.	69 67	141	H	Akron	92 70
									77	H	Kent St.	83 81	199	H	Eastern Mich.	85 44
									81	H	Purdue	80 73	208	A	Ball St.	90 75
									88	A	Toledo	50 76	208	H	Ball St.	94 62
									97	A	Northern Ill.	69 53	223	A	Bowling Green	82 79
													250	H	Binghamton	86 49
													259	N	St. Bonaventure	70 53
													268	H	Western Mich.	70 56
													276	A	Richmond	109 58
													285	H	Cleveland St.	72 54
													330	H	Coppin St.	87 62
													332	H	Eastern Ky.	100 60
LAST 12 Division I GAMES:																
36	H	Buffalo	43 73	208	H	Ball St.	94 62									
77	A	Kent St.	69 67	45	H	Miami (OH)	61 67									
268	H	Western Mich.	70 56	223	A	Bowling Green	82 79									
88	A	Toledo	50 76	97	A	Northern Ill.	69 53									
24	A	Central Mich.	78 75	199	H	Eastern Mich.	85 44									
141	H	Akron	92 70	77	H	Kent St.	83 81									

Non-Div I Games:

Ohio

Average RPI Win: 127		WON-LOST	WINNING	LAST 10	STRENGTH OF	OPP. STRENGTH	TEAM	ADJ.	CONF.	ADJ CONF.
Average RPI Loss: 63		RECORD	PCT. RANK	GAMES	SCHEDULE	OF SCHEDULE	RPI	RPI	RPI	RPI
DIV. I ONLY		14- 12	154	1- 0	34	27	72	72	4	4
DIV. I NON-CONF.		4- 5	190	0- 0	123	7	188	188	6	6
TOTALS		RPI 1-25	RPI 26-50		W-L RECORDS		RPI 51-100	RPI 101-150	RPI 150+	
14- 12	0- 4	4- 2		OVERALL		2- 3	3- 2		5- 1	
9- 4	0- 2	2- 0		HOME		2- 1	1- 1		4- 0	
5- 6	0- 2	2- 1		AWAY		0- 1	2- 1		1- 1	
0- 2	0- 0	0- 1		NEUTRAL		0- 1	0- 0		0- 0	
4- 5	0- 1	1- 1		NON-CONFERENCE		1- 1	0- 1		2- 1	
4- 1	0- 0	1- 0		HOME		1- 0	0- 1		2- 0	
0- 2	0- 1	0- 0		AWAY		0- 0	0- 0		0- 1	
0- 2	0- 0	0- 1		NEUTRAL		0- 1	0- 0		0- 0	
10- 7	0- 3	3- 1		CONFERENCE		1- 2	3- 1		3- 0	
5- 3	0- 2	1- 0		HOME		1- 1	1- 0		2- 0	
5- 4	0- 1	2- 1		AWAY		0- 1	2- 1		1- 0	
0- 0	0- 0	0- 0		NEUTRAL		0- 0	0- 0		0- 0	

RPI	S	Opponent	Score	RPI	S	Opponent	Score	RPI	S	Opponent	Score	RPI	S	Opponent	Score
6	A	UConn	53 85	26	A	Rutgers	59 39	51	H	Indiana	55 50	105	A	Minnesota	65 55
8	H	Iowa	52 78	33	H	North Carolina	76 69	58	N	Virginia Tech	73 81	112	A	Northwestern	59 76
14	A	Maryland	69 75	40	A	Michigan St.	77 70	81	A	Purdue	42 60	125	H	South Fla.	47 71
14	H	Maryland	57 70	40	H	Michigan St.	65 55	84	H	Cincinnati	69 56	127	A	Penn St.	76 71
				44	A	Michigan	58 62	87	H	Nebraska	69 78	127	H	Penn St.	78 73
				49	N	Butler	53 66					155	A	Washington	59 69
												189	A	Wisconsin	61 50
												189	H	Wisconsin	70 68
												213	H	Illinois	78 70
												222	H	Florida	46 41
												331	H	Detroit Mercy	55 41
LAST 12 Division I GAMES:															
189	A	Wisconsin	61 50	112	A	Northwestern	59 76								
40	A	Michigan St.	77 70	213	H	Illinois	78 70								
189	H	Wisconsin	70 68	105	A	Minnesota	65 55								
26	A	Rutgers	59 39	14	H	Maryland	57 70								
8	H	Iowa	52 78	44	A	Michigan	58 62								
127	H	Penn St.	78 73	127	A	Penn St.	76 71								

Non-Div I Games:

Ohio St.

■ Loss,
■ Non-Conf,
■ S Site,
■ H Home
■ A Away
N Neutral

Oklahoma

Through Games Of Feb. 28, 2019

Average RPI Win:	178	WON-LOST	WINNING	LAST 10	STRENGTH OF	OPP. STRENGTH	TEAM	ADJ.	CONF.	ADJ CONF.
Average RPI Loss:	50	RECORD	PCT. RANK	GAMES	SCHEDULE	OF SCHEDULE	RPI	RPI	RPI	RPI
DIV. I ONLY	8- 19	278	0- 1	7	27	130	130	3	3	
DIV. I NON-CONF.	4- 7	228	0- 1	36	79	156	156	3	3	
TOTALS	RPI 1-25	RPI 26-50	W-L RECORDS	RPI 51-100	RPI 101-150	RPI 150+				
8- 19	0- 6	0- 6	OVERALL	1- 3	4- 4	3- 0				
6- 7	0- 4	0- 2	HOME	0- 1	4- 0	2- 0				
2- 10	0- 2	0- 4	AWAY	1- 1	0- 3	1- 0				
0- 2	0- 0	0- 0	NEUTRAL	0- 1	0- 1	0- 0				
4- 7	0- 2	0- 1	NON-CONFERENCE	0- 2	1- 2	3- 0				
3- 2	0- 2	0- 0	HOME	0- 0	1- 0	2- 0				
1- 3	0- 0	0- 1	AWAY	0- 1	0- 1	1- 0				
0- 2	0- 0	0- 0	NEUTRAL	0- 1	0- 1	0- 0				
4- 12	0- 4	0- 5	CONFERENCE	1- 1	3- 2	0- 0				
3- 5	0- 2	0- 2	HOME	0- 1	3- 0	0- 0				
1- 7	0- 2	0- 3	AWAY	1- 0	0- 2	0- 0				
0- 0	0- 0	0- 0	NEUTRAL	0- 0	0- 0	0- 0				

RPI 1-25				RPI 26-50				RPI 51-100				RPI 101+ Team's RPI: 130			
RPI	S	Opponent	Score	RPI	S	Opponent	Score	RPI	S	Opponent	Score	RPI	S	Opponent	Score
2	A	Baylor	53 87	28	A	Texas	63 73	52	A	New Mexico	80 84	103	N	UAB	84 89
2	H	Baylor	53 74	28	H	Texas	67 76	53	N	Clemson	62 74	121	H	Western Ky.	90 83
6	H	UConn	63 72	34	A	Kansas St.	56 86	74	A	West Virginia	80 69	125	A	South Fla.	70 87
12	A	Iowa St.	78 104	34	H	Kansas St.	75 83	74	H	West Virginia	55 66	128	A	Oklahoma St.	74 84
12	H	Iowa St.	70 91	41	A	TCU	71 86					128	H	Oklahoma St.	75 66
25	H	DePaul	76 87	50	A	Auburn	79 95					144	H	Texas Tech	66 61
LAST 12 Division I GAMES:															
		53 N Clemson	62 74			34 H Kansas St.	75 83								
		128 H Oklahoma St.	75 66			128 A Oklahoma St.	74 84								
		74 A West Virginia	80 69			28 H Texas	67 76								
		12 H Iowa St.	70 91			147 A Kansas	79 88								
		2 A Baylor	53 87			2 H Baylor	53 74								
		147 H Kansas	78 67			41 A TCU	71 86								

Non-Div I Games:

Oklahoma

■ Loss,
■ Non-Conf,
■ S Site,
■ H Home
■ A Away
N Neutral

Average RPI Win:	181	WON-LOST	WINNING	LAST 10	STRENGTH OF	OPP. STRENGTH	TEAM	ADJ.	CONF.	ADJ CONF.
Average RPI Loss:	52	RECORD	PCT. RANK	GAMES	SCHEDULE	OF SCHEDULE	RPI	RPI	RPI	RPI
DIV. I ONLY	14- 13	169	0- 1	79	34	128	128	3	3	
DIV. I NON-CONF.	9- 2	43	0- 0	246	161	100	100	3	3	
TOTALS	RPI 1-25	RPI 26-50	W-L RECORDS	RPI 51-100	RPI 101-150	RPI 150+				
14- 13	0- 3	1- 5	OVERALL	0- 3	5- 2	8- 0				
12- 5	0- 2	1- 1	HOME	0- 2	4- 0	7- 0				
2- 8	0- 1	0- 4	AWAY	0- 1	1- 2	1- 0				
0- 0	0- 0	0- 0	NEUTRAL	0- 0	0- 0	0- 0				
9- 2	0- 0	0- 1	NON-CONFERENCE	0- 1	1- 0	8- 0				
8- 1	0- 0	0- 0	HOME	0- 1	1- 0	7- 0				
1- 1	0- 0	0- 1	AWAY	0- 0	0- 0	1- 0				
0- 0	0- 0	0- 0	NEUTRAL	0- 0	0- 0	0- 0				
5- 11	0- 3	1- 4	CONFERENCE	0- 2	4- 2	0- 0				
4- 4	0- 2	1- 1	HOME	0- 1	3- 0	0- 0				
1- 7	0- 1	0- 3	AWAY	0- 1	1- 2	0- 0				
0- 0	0- 0	0- 0	NEUTRAL	0- 0	0- 0	0- 0				

RPI S	Opponent	Score	RPI S	Opponent	Score	RPI S	Opponent	Score	RPI S	Opponent	Score	Team's RPI: 128
2	H Baylor	58 66	28	A Texas	51 60	65	H Tennessee	63 76	130	A Oklahoma	66 75	
12	A Iowa St.	67 89	28	H Texas	55 61	74	A West Virginia	58 67	130	H Oklahoma	84 74	
12	H Iowa St.	71 84	31	A UCLA	59 71	74	H West Virginia	54 77	136	H UC Riverside	76 51	
			34	A Kansas St.	48 59				144	A Texas Tech	78 90	
			41	A TCU	55 69				144	H Texas Tech	65 57	
			41	H TCU	75 71				147	A Kansas	72 62	
									147	H Kansas	72 52	
									166	H Texas St.	66 55	
									167	H Oral Roberts	89 69	
									180	H Arkansas St.	62 60	
									201	H Grambling	86 40	
									207	H Prairie View	70 50	
									247	A Wichita St.	60 47	
									281	H Samford	82 62	
									337	H Houston Baptist	77 44	
LAST 12 Division I GAMES:												
130	A Oklahoma	66 75	130	H Oklahoma	84 74							
147	H Kansas	72 52	41	A TCU	55 69							
74	H West Virginia	54 77	2	H Baylor	58 66							
12	A Iowa St.	67 89	12	H Iowa St.	71 84							
28	H Texas	55 61	34	A Kansas St.	48 59							
144	A Texas Tech	78 90	147	A Kansas	72 62							

Non-Div I Games:

Oklahoma St.

■ Loss,
 ■ Non-Conf,
 ■ S Site,
 ■ H Home
 ■ A Away
 N Neutral

Average RPI Win:	207	WON-LOST	WINNING	LAST 10	STRENGTH OF	OPP. STRENGTH	TEAM	ADJ.	CONF.	ADJ CONF.
Average RPI Loss:	96	RECORD	PCT. RANK	GAMES	SCHEDULE	OF SCHEDULE	RPI	RPI	RPI	RPI
DIV. I ONLY	17- 9	86	0- 1	109	154	89	89	14	14	
DIV. I NON-CONF.	9- 3	61	0- 1	71	203	45	45	17	17	
TOTALS	RPI 1-25	RPI 26-50	W-L RECORDS	RPI 51-100	RPI 101-150	RPI 150+				
17- 9	0- 1	0- 1	OVERALL	2- 1	1- 5	14- 1				
9- 3	0- 0	0- 0	HOME	1- 0	1- 3	7- 0				
6- 5	0- 1	0- 1	AWAY	1- 0	0- 2	5- 1				
2- 1	0- 0	0- 0	NEUTRAL	0- 1	0- 0	2- 0				
9- 3	0- 1	0- 0	NON-CONFERENCE	1- 1	1- 1	7- 0				
4- 1	0- 0	0- 0	HOME	0- 0	1- 1	3- 0				
3- 1	0- 1	0- 0	AWAY	1- 0	0- 0	2- 0				
2- 1	0- 0	0- 0	NEUTRAL	0- 1	0- 0	2- 0				
8- 6	0- 0	0- 1	CONFERENCE	1- 0	0- 4	7- 1				
5- 2	0- 0	0- 0	HOME	1- 0	0- 2	4- 0				
3- 4	0- 0	0- 1	AWAY	0- 0	0- 2	3- 1				
0- 0	0- 0	0- 0	NEUTRAL	0- 0	0- 0	0- 0				

RPI 1-25				RPI 26-50				RPI 51-100 Team's RPI: 89				RPI 101+			
RPI	S	Opponent	Score	RPI	S	Opponent	Score	RPI	S	Opponent	Score	RPI	S	Opponent	Score
7	A	NC State	56 85	32	A	Rice	42 48	55	N	Saint Mary's (CA)	65 83	101	H	Virginia	67 73
								59	H	Middle Tenn.	70 65	103	H	UAB	61 69
								84	A	Cincinnati	76 72	107	H	VCU	60 57
												120	A	Charlotte	59 69
												120	H	Charlotte	53 60
												121	A	Western Ky.	60 75
												161	N	Tennessee Tech	80 73
												164	A	Tulane	56 48
												171	H	William & Mary	83 69
												172	A	Louisiana Tech	70 59
												176	A	North Texas	72 71
												183	A	Southern Miss.	53 50
												203	A	Marshall	48 57
												215	A	Campbell	83 59
												229	N	Jacksonville	78 76
												264	H	Norfolk St.	69 53
												280	H	UTEP	78 59
												305	H	Fla. Atlantic	87 53
												307	H	UTSA	72 47
												315	H	FIU	95 68
												330	H	Coppin St.	81 51
LAST 12 Division I GAMES:															
		55	N	Saint Mary's (CA)	65	83	176	A	North Texas	72	71				
		120	H	Charlotte	53	60	307	H	UTSA	72	47				
		120	A	Charlotte	59	69	280	H	UTEP	78	59				
		59	H	Middle Tenn.	70	65	183	A	Southern Miss.	53	50				
		103	H	UAB	61	69	172	A	Louisiana Tech	70	59				
		32	A	Rice	42	48	315	H	FIU	95	68				

Non-Div I Games:

Old Dominion

■ Loss,
■ Non-Conf, S Site,
■ Home
■ Away
N Neutral

Average RPI Win:	221	WON-LOST	WINNING	LAST 10	STRENGTH OF	OPP. STRENGTH	TEAM	ADJ.	CONF.	ADJ CONF.
Average RPI Loss:	83	RECORD	PCT. RANK	GAMES	SCHEDULE	OF SCHEDULE	RPI	RPI	RPI	RPI
DIV. I ONLY	9- 20	272	0- 1	69	78	211	211	5	5	
DIV. I NON-CONF.	6- 8	199	0- 0	154	231	252	252	5	5	
TOTALS	RPI 1-25	RPI 26-50	W-L RECORDS	RPI 51-100	RPI 101-150	RPI 150+				
9- 20	1- 5	0- 3	OVERALL	0- 6	0- 2	8- 4				
8- 9	0- 2	0- 2	HOME	0- 3	0- 1	8- 1				
1- 8	1- 2	0- 1	AWAY	0- 2	0- 0	0- 3				
0- 3	0- 1	0- 0	NEUTRAL	0- 1	0- 1	0- 0				
6- 8	0- 1	0- 1	NON-CONFERENCE	0- 2	0- 2	6- 2				
6- 4	0- 0	0- 1	HOME	0- 1	0- 1	6- 1				
0- 1	0- 0	0- 0	AWAY	0- 0	0- 0	0- 1				
0- 3	0- 1	0- 0	NEUTRAL	0- 1	0- 1	0- 0				
3- 12	1- 4	0- 2	CONFERENCE	0- 4	0- 0	2- 2				
2- 5	0- 2	0- 1	HOME	0- 2	0- 0	2- 0				
1- 7	1- 2	0- 1	AWAY	0- 2	0- 0	0- 2				
0- 0	0- 0	0- 0	NEUTRAL	0- 0	0- 0	0- 0				

RPI S	Opponent	Score	RPI S	Opponent	Score	RPI S	Opponent	Score	RPI S	Opponent	Score	Team's RPI: 211
6 N	UConn	50 90	27 A	Missouri	55 78	61 H	LSU	41 55	104 N	St. John's (NY)	59 64	
9 A	Mississippi St.	49 80	41 H	TCU	50 55	81 N	Purdue	59 70	134 H	IUPUI	58 66	
9 H	Mississippi St.	66 80	50 H	Auburn	51 64	92 H	Troy	54 71	153 A	Alabama	43 46	
15 A	South Carolina	42 76				98 A	Georgia	56 78	169 H	Temple	62 55	
16 H	Texas A&M	60 72				99 A	Arkansas	61 73	172 A	Louisiana Tech	71 80	
21 A	Kentucky	55 49				99 H	Arkansas	55 85	179 A	Vanderbilt	68 80	
									179 H	Vanderbilt	65 60	
									216 H	Jacksonville St.	49 60	
									222 H	Florida	76 66	
									253 H	North Florida	82 69	
									261 H	Louisiana	79 57	
									264 H	Norfolk St.	60 42	
									268 H	Western Mich.	69 66	
									349 H	Savannah St.	74 51	
LAST 12 Division I GAMES:												
153 A	Alabama	43 46	16 H	Texas A&M	60 72							
99 A	Arkansas	61 73	50 H	Auburn	51 64							
9 H	Mississippi St.	66 80	9 A	Mississippi St.	49 80							
98 A	Georgia	56 78	179 A	Vanderbilt	68 80							
179 H	Vanderbilt	65 60	222 H	Florida	76 66							
15 A	South Carolina	42 76	21 A	Kentucky	55 49							

Non-Div I Games:

Ole Miss

■ Loss,
 ■ Non-Conf, S Site,
 ■ Home
 ■ Away
 N Neutral

Average RPI Win:	322	WON-LOST	WINNING	LAST 10	STRENGTH OF	OPP. STRENGTH	TEAM	ADJ.	CONF.	ADJ CONF.
Average RPI Loss:	156	RECORD	PCT. RANK	GAMES	SCHEDULE	OF SCHEDULE	RPI	RPI	RPI	RPI
DIV. I ONLY	6- 20	304	1- 0	285	240	320	320	19	19	
DIV. I NON-CONF.	4- 7	228	1- 0	279	288	282	282	19	19	
TOTALS	RPI 1-25	RPI 26-50	W-L RECORDS	RPI 51-100	RPI 101-150	RPI 150+				
6- 20	0- 0	0- 5	OVERALL	0- 1	0- 2	6- 12				
4- 8	0- 0	0- 2	HOME	0- 0	0- 0	4- 6				
1- 11	0- 0	0- 3	AWAY	0- 1	0- 2	1- 5				
1- 1	0- 0	0- 0	NEUTRAL	0- 0	0- 0	1- 1				
4- 7	0- 0	0- 1	NON-CONFERENCE	0- 1	0- 2	4- 3				
2- 2	0- 0	0- 0	HOME	0- 0	0- 0	2- 2				
1- 4	0- 0	0- 1	AWAY	0- 1	0- 2	1- 0				
1- 1	0- 0	0- 0	NEUTRAL	0- 0	0- 0	1- 1				
2- 13	0- 0	0- 4	CONFERENCE	0- 0	0- 0	2- 9				
2- 6	0- 0	0- 2	HOME	0- 0	0- 0	2- 4				
0- 7	0- 0	0- 2	AWAY	0- 0	0- 0	0- 5				
0- 0	0- 0	0- 0	NEUTRAL	0- 0	0- 0	0- 0				

RPI S	Opponent	Score	RPI S	Opponent	Score	RPI S	Opponent	Score	RPI S	Opponent	Score	Team's RPI: 320
29	A South Dakota St.	47 81	29	H South Dakota St.	38 82	90	A UNI	50 79	105	A Creighton	51 66	
34	A Kansas St.	46 61	35	A South Dakota	33 78				137	A Montana St.	56 59	
35	H South Dakota	49 80							152	H CSUN	52 64	
									156	H Denver	68 95	
									160	H Bradley	60 80	
									167	A Oral Roberts	64 65	
									167	H Oral Roberts	56 71	
									215	N Campbell	52 65	
									231	A Western Ill.	70 78	
									231	H Western Ill.	67 79	
									249	A North Dakota	57 68	
									249	H North Dakota	68 69	
									263	H CSU Bakersfield	53 46	
									311	A North Dakota St.	48 55	
									311	H North Dakota St.	78 61	
									331	A Detroit Mercy	51 42	
									335	A Purdue Fort Wayne	48 56	
									335	H Purdue Fort Wayne	70 61	
									341	H USC Upstate	96 69	
									348	N Florida A&M	57 50	
LAST 12 Division I GAMES:												
348	N Florida A&M	57 50	35	A South Dakota	33 78							
167	A Oral Roberts	64 65	249	H North Dakota	68 69							
311	A North Dakota St.	48 55	29	A South Dakota St.	47 81							
335	H Purdue Fort Wayne	70 61	335	A Purdue Fort Wayne	48 56							
29	H South Dakota St.	38 82	35	H South Dakota	49 80							
231	H Western Ill.	67 79	231	A Western Ill.	70 78							

Non-Div I Games: Peru St. 91 44 Graceland (IA) 81 39

Omaha

■ Loss,
 ■ Non-Conf,
 ■ S Site,
 ■ Home
 ■ A Away
 N Neutral

Overall Record				Through Games of Feb. 19, 1919						
Average RPI Win:	267	WON-LOST	WINNING	LAST 10	STRENGTH OF	OPP. STRENGTH	TEAM	ADJ.	CONF.	ADJ CONF.
Average RPI Loss:	96	RECORD	PCT. RANK	GAMES	SCHEDULE	OF SCHEDULE	RPI	RPI	RPI	RPI
DIV. I ONLY	15- 12	146	1- 0	233	175	167	167	19	19	
DIV. I NON-CONF.	5- 6	177	0- 0	196	98	173	173	19	19	

TOTALS	RPI 1-25		RPI 26-50		W-L RECORDS		RPI 51-100		RPI 101-150	RPI 150+
15- 12	0- 1		0- 4		OVERALL		0- 2		0- 3	15- 2
7- 5	0- 0		0- 2		HOME		0- 1		0- 1	7- 1
8- 7	0- 1		0- 2		AWAY		0- 1		0- 2	8- 1
0- 0	0- 0		0- 0		NEUTRAL		0- 0		0- 0	0- 0
5- 6	0- 1		0- 0		NON-CONFERENCE		0- 2		0- 3	5- 0
2- 2	0- 0		0- 0		HOME		0- 1		0- 1	2- 0
3- 4	0- 1		0- 0		AWAY		0- 1		0- 2	3- 0
0- 0	0- 0		0- 0		NEUTRAL		0- 0		0- 0	0- 0
10- 6	0- 0		0- 4		CONFERENCE		0- 0		0- 0	10- 2
5- 3	0- 0		0- 2		HOME		0- 0		0- 0	5- 1
5- 3	0- 0		0- 2		AWAY		0- 0		0- 0	5- 1
0- 0	0- 0		0- 0		NEUTRAL		0- 0		0- 0	0- 0

RPI 1-25				RPI 26-50				RPI 51-100				RPI 101+ Team's RPI: 167			
RPI	S	Opponent	Score	RPI	S	Opponent	Score	RPI	S	Opponent	Score	RPI	S	Opponent	Score
8	A	Iowa	77 90	29	A	South Dakota St.	55 68	85	H	UT Arlington	62 80	128	A	Oklahoma St.	69 89
				29	H	South Dakota St.	65 74	99	A	Arkansas	61 74	147	A	Kansas	58 70
				35	A	South Dakota	64 75					150	H	Tulsa	68 76
				35	H	South Dakota	72 76					156	A	Denver	76 93
												156	H	Denver	74 66
												166	A	Texas St.	81 64
												185	A	Sam Houston St.	73 62
												226	H	UMKC	75 64
												231	A	Western Ill.	92 85
												231	H	Western Ill.	68 64
												249	A	North Dakota	80 58
												249	H	North Dakota	67 75
												286	H	Southern Utah	64 59
												311	A	North Dakota St.	65 54
												311	H	North Dakota St.	101 72
												320	A	Omaha	71 56
												320	H	Omaha	65 64
												335	A	Purdue Fort Wayne	72 61
												335	H	Purdue Fort Wayne	66 56
												337	A	Houston Baptist	74 56
LAST 12 Division I GAMES:															
				320	H	Omaha	65 64	29	H	South Dakota St.	65 74				
				231	A	Western Ill.	92 85	335	H	Purdue Fort Wayne	66 56				
				249	A	North Dakota	80 58	311	H	North Dakota St.	101 72				
				311	A	North Dakota St.	65 54	156	A	Denver	76 93				
				35	A	South Dakota	64 75	35	H	South Dakota	72 76				
				156	H	Denver	74 66	29	A	South Dakota St.	55 68				

Non-Div I Games:	Harris-Stowe	74	46	Cent. Christian (KS94	47
------------------	--------------	----	----	-----------------------	----

Oral Roberts

Loss, Non-Conf, S Site, H Home A Away N Neutral

Oregon

Through Games Of Feb. 28, 2019

Average RPI Win:	96	WON-LOST	WINNING	LAST 10	STRENGTH OF	OPP. STRENGTH	TEAM	ADJ.	CONF.	ADJ CONF.
Average RPI Loss:	30	RECORD	PCT. RANK	GAMES	SCHEDULE	OF SCHEDULE	RPI	RPI	RPI	RPI
DIV. I ONLY	24- 3	8	1- 0	16	13	5	5	2	2	
DIV. I NON-CONF.	10- 1	17	0- 0	20	48	6	6	2	2	
TOTALS	RPI 1-25	RPI 26-50	W-L RECORDS	RPI 51-100	RPI 101-150	RPI 150+				
24- 3	5- 1	6- 2	OVERALL	3- 0	3- 0	7- 0				
14- 1	4- 0	2- 1	HOME	2- 0	1- 0	5- 0				
9- 2	1- 1	4- 1	AWAY	1- 0	1- 0	2- 0				
1- 0	0- 0	0- 0	NEUTRAL	0- 0	1- 0	0- 0				
10- 1	2- 0	2- 1	NON-CONFERENCE	1- 0	1- 0	4- 0				
6- 0	2- 0	1- 0	HOME	0- 0	0- 0	3- 0				
3- 1	0- 0	1- 1	AWAY	1- 0	0- 0	1- 0				
1- 0	0- 0	0- 0	NEUTRAL	0- 0	1- 0	0- 0				
14- 2	3- 1	4- 1	CONFERENCE	2- 0	2- 0	3- 0				
8- 1	2- 0	1- 1	HOME	2- 0	1- 0	2- 0				
6- 1	1- 1	3- 0	AWAY	0- 0	1- 0	1- 0				
0- 0	0- 0	0- 0	NEUTRAL	0- 0	0- 0	0- 0				

RPI S	Opponent	Score	RPI S	Opponent	Score	RPI S	Opponent	Score	RPI S	Opponent	Score
4	A Stanford	88 48	29	A South Dakota St.	87 79	55	A Saint Mary's (CA)	79 55	136	N UC Riverside	94 44
9	H Mississippi St.	82 74	31	A UCLA	72 52	60	H Utah	87 65	145	A Washington St.	79 64
10	H Syracuse	75 73	31	H UCLA	69 74	78	H Arizona	93 60	145	H Washington St.	98 58
19	H Arizona St.	77 71	36	H Buffalo	102 82				155	A Washington	76 57
20	A Oregon St.	62 67	38	A California	105 82				155	H Washington	84 71
20	H Oregon St.	77 68	40	A Michigan St.	82 88				163	H Colorado	102 43
			42	A Southern California	93 53				182	H UC Irvine	115 69
			42	H Southern California	96 78				184	A Utah St.	88 58
									275	H Long Beach St.	110 48
									294	H Air Force	82 36
LAST 12 Division I GAMES:											
42	H Southern California	96 78	163	H Colorado	102 43						
31	H UCLA	69 74	60	H Utah	87 65						
20	A Oregon St.	62 67	155	A Washington	76 57						
20	H Oregon St.	77 68	145	A Washington St.	79 64						
4	A Stanford	88 48	78	H Arizona	93 60						
38	A California	105 82	19	H Arizona St.	77 71						

Non-Div I Games: Alas. Fairbanks 115 36

Oregon

Loss, Non-Conf, S Site, H Home A Away N Neutral

Oregon St.

Through Games Of Feb. 28, 2019

Average RPI Win: 127		WON-LOST	WINNING	LAST 10	STRENGTH OF	OPP. STRENGTH	TEAM	ADJ.	CONF.	ADJ CONF.
Average RPI Loss: 9		RECORD	PCT. RANK	GAMES	SCHEDULE	OF SCHEDULE	RPI	RPI	RPI	RPI
DIV. I ONLY		23- 5	19	0- 1	62	4	20	20	2	2
DIV. I NON-CONF.		10- 2	37	0- 1	190	22	63	63	2	2
TOTALS		RPI 1-25	RPI 26-50		W-L RECORDS		RPI 51-100	RPI 101-150	RPI 150+	
23- 5	2- 5	5- 0		OVERALL		4- 0	3- 0	9- 0		
15- 1	1- 1	2- 0		HOME		4- 0	1- 0	7- 0		
5- 2	0- 2	3- 0		AWAY		0- 0	1- 0	1- 0		
3- 2	1- 2	0- 0		NEUTRAL		0- 0	1- 0	1- 0		
10- 2	1- 2	0- 0		NON-CONFERENCE		2- 0	1- 0	6- 0		
7- 0	0- 0	0- 0		HOME		2- 0	0- 0	5- 0		
0- 0	0- 0	0- 0		AWAY		0- 0	0- 0	0- 0		
3- 2	1- 2	0- 0		NEUTRAL		0- 0	1- 0	1- 0		
13- 3	1- 3	5- 0		CONFERENCE		2- 0	2- 0	3- 0		
8- 1	1- 1	2- 0		HOME		2- 0	1- 0	2- 0		
5- 2	0- 2	3- 0		AWAY		0- 0	1- 0	1- 0		
0- 0	0- 0	0- 0		NEUTRAL		0- 0	0- 0	0- 0		

RPI	S	Opponent	Score	RPI	S	Opponent	Score	RPI	S	Opponent	Score	RPI	S	Opponent	Score
1	N	Notre Dame	81 91	31	A	UCLA	83 73	55	H	Saint Mary's (CA)	89 56	121	N	Western Ky.	74 60
4	A	Stanford	44 61	31	H	UCLA	75 72	60	H	Utah	71 63	145	A	Washington St.	52 35
5	A	Oregon	68 77	38	A	California	82 74	78	H	Arizona	86 64	145	H	Washington St.	76 69
5	H	Oregon	67 62	42	A	Southern California	76 52	80	H	Duke	71 57	155	A	Washington	86 39
15	N	South Carolina	70 68	42	H	Southern California	68 61					155	H	Washington	78 67
16	N	Texas A&M	70 76									163	H	Colorado	89 65
19	H	Arizona St.	76 79									165	H	Santa Clara	82 31
												181	N	Eastern Wash.	93 45
												263	H	CSU Bakersfield	92 52
												288	H	La Salle	100 46
												317	H	Cal Poly	79 54
												345	H	Ark.-Pine Bluff	89 33
LAST 12 Division I GAMES:															
1	N	Notre Dame	81 91	38	A	California	82 74								
15	N	South Carolina	70 68	4	A	Stanford	44 61								
31	H	UCLA	75 72	60	H	Utah	71 63								
42	H	Southern California	68 61	163	H	Colorado	89 65								
5	H	Oregon	67 62	145	A	Washington St.	52 35								
5	A	Oregon	68 77	155	A	Washington	86 39								

Non-Div I Games:

Oregon St.

■ Loss,
■ Non-Conf,
■ S Site,
■ H Home
■ A Away
N Neutral

Average RPI Win:	204	WON-LOST	WINNING	LAST 10	STRENGTH OF	OPP. STRENGTH	TEAM	ADJ.	CONF.	ADJ CONF.
Average RPI Loss:	57	RECORD	PCT. RANK	GAMES	SCHEDULE	OF SCHEDULE	RPI	RPI	RPI	RPI
DIV. I ONLY	17- 10	103	1- 0	113	99	95	95	8	8	
DIV. I NON-CONF.	7- 3	83	0- 0	180	192	85	85	7	7	
TOTALS	RPI 1-25	RPI 26-50	W-L RECORDS	RPI 51-100	RPI 101-150	RPI 150+				
17- 10	0- 3	0- 3	OVERALL	4- 2	1- 1	12- 1				
9- 4	0- 1	0- 1	HOME	3- 0	0- 1	6- 1				
8- 5	0- 2	0- 1	AWAY	1- 2	1- 0	6- 0				
0- 1	0- 0	0- 1	NEUTRAL	0- 0	0- 0	0- 0				
7- 3	0- 1	0- 1	NON-CONFERENCE	2- 1	0- 0	5- 0				
4- 0	0- 0	0- 0	HOME	1- 0	0- 0	3- 0				
3- 2	0- 1	0- 0	AWAY	1- 1	0- 0	2- 0				
0- 1	0- 0	0- 1	NEUTRAL	0- 0	0- 0	0- 0				
10- 7	0- 2	0- 2	CONFERENCE	2- 1	1- 1	7- 1				
5- 4	0- 1	0- 1	HOME	2- 0	0- 1	3- 1				
5- 3	0- 1	0- 1	AWAY	0- 1	1- 0	4- 0				
0- 0	0- 0	0- 0	NEUTRAL	0- 0	0- 0	0- 0				

RPI 1-25				RPI 26-50				RPI 51-100 Team's RPI: 95				RPI 101+			
RPI	S	Opponent	Score	RPI	S	Opponent	Score	RPI	S	Opponent	Score	RPI	S	Opponent	Score
13	A	Gonzaga	65 88	30	A	BYU	49 75	54	H	Wyoming	70 64	108	A	Loyola Marymount	81 75
13	H	Gonzaga	51 63	30	H	BYU	74 77	55	H	Saint Mary's (CA)	76 67	108	H	Loyola Marymount	67 72
18	A	UCF	57 64	38	N	California	69 81	62	A	Lamar University	66 82	165	A	Santa Clara	74 70
								86	A	UC Davis	83 80	165	H	Santa Clara	83 88
								94	A	Pepperdine	76 96	186	A	Portland	76 66
								94	H	Pepperdine	78 67	186	H	Portland	87 77
												239	A	San Francisco	85 75
												239	H	San Francisco	74 48
												258	A	Cal St. Fullerton	72 64
												266	A	San Diego	70 53
												266	H	San Diego	79 47
												300	H	UC Santa Barbara	69 53
												303	A	San Jose St.	91 67
												311	H	North Dakota St.	75 68
												344	H	Seattle U	75 61
LAST 12 Division I GAMES:															
108	A	Loyola Marymount	81 75	186	H	Portland	87 77								
94	A	Pepperdine	76 96	13	H	Gonzaga	51 63								
165	H	Santa Clara	83 88	94	H	Pepperdine	78 67								
239	H	San Francisco	74 48	108	H	Loyola Marymount	67 72								
30	A	BYU	49 75	239	A	San Francisco	85 75								
266	A	San Diego	70 53	165	A	Santa Clara	74 70								

Non-Div I Games:

Pacific

■ Loss,
■ Non-Conf,
■ S Site,
■ H Home
■ A Away
N Neutral

Average RPI Win:	216	WON-LOST	WINNING	LAST 10	STRENGTH OF	OPP. STRENGTH	TEAM	ADJ.	CONF.	ADJ CONF.
Average RPI Loss:	51	RECORD	PCT. RANK	GAMES	SCHEDULE	OF SCHEDULE	RPI	RPI	RPI	RPI
DIV. I ONLY	17- 5	39	0- 1	182	109	73	73	11	11	
DIV. I NON-CONF.	9- 3	61	0- 0	215	106	86	86	11	11	
TOTALS	RPI 1-25	RPI 26-50	W-L RECORDS	RPI 51-100	RPI 101-150	RPI 150+				
17- 5	0- 1	0- 1	OVERALL	2- 3	1- 0	14- 0				
8- 2	0- 0	0- 1	HOME	0- 1	1- 0	7- 0				
9- 2	0- 1	0- 0	AWAY	2- 1	0- 0	7- 0				
0- 1	0- 0	0- 0	NEUTRAL	0- 1	0- 0	0- 0				
9- 3	0- 1	0- 1	NON-CONFERENCE	1- 1	0- 0	8- 0				
4- 1	0- 0	0- 1	HOME	0- 0	0- 0	4- 0				
5- 1	0- 1	0- 0	AWAY	1- 0	0- 0	4- 0				
0- 1	0- 0	0- 0	NEUTRAL	0- 1	0- 0	0- 0				
8- 2	0- 0	0- 0	CONFERENCE	1- 2	1- 0	6- 0				
4- 1	0- 0	0- 0	HOME	0- 1	1- 0	3- 0				
4- 1	0- 0	0- 0	AWAY	1- 1	0- 0	3- 0				
0- 0	0- 0	0- 0	NEUTRAL	0- 0	0- 0	0- 0				

RPI 1-25				RPI 26-50				RPI 51-100 Team's RPI: 73				RPI 101+			
RPI	S	Opponent	Score	RPI	S	Opponent	Score	RPI	S	Opponent	Score	RPI	S	Opponent	Score
1	A	Notre Dame	55 75	47	H	Villanova	50 58	57	N	Maine	46 47	116	H	Yale	54 48
								64	A	Drexel	55 39	169	H	Temple	71 62
								66	A	Princeton	66 60	198	A	Dartmouth	60 44
								66	H	Princeton	53 68	205	A	Stetson	75 53
								83	A	Harvard	72 80	224	A	Cornell	59 46
												224	H	Cornell	69 58
												228	A	Navy	65 61
												233	A	Columbia	72 60
												233	H	Columbia	79 56
												238	H	Saint Joseph's	65 45
												269	A	Siena	58 51
												272	H	Brown	83 43
												288	H	La Salle	65 34
												319	H	NJIT	85 42
												324	A	Iona	66 43
LAST 12 Division I GAMES:															
				66	H	Princeton	53 68	272	H	Brown	83 43				
				224	H	Cornell	69 58	233	A	Columbia	72 60				
				233	H	Columbia	79 56	224	A	Cornell	59 46				
				83	A	Harvard	72 80	169	H	Temple	71 62				
				198	A	Dartmouth	60 44	47	H	Villanova	50 58				
				116	H	Yale	54 48	66	A	Princeton	66 60				

Non-Div I Games: Haverford 81 46

Penn

■ Loss,
 ■ Non-Conf, S Site,
 ■ Home
 ■ Away
 N Neutral

Average RPI Win:	165	WON-LOST	WINNING	LAST 10	STRENGTH OF	OPP. STRENGTH	TEAM	ADJ.	CONF.	ADJ CONF.
Average RPI Loss:	58	RECORD	PCT. RANK	GAMES	SCHEDULE	OF SCHEDULE	RPI	RPI	RPI	RPI
DIV. I ONLY	12- 16	216	1- 0	24	72	127	127	4	4	
DIV. I NON-CONF.	7- 4	108	0- 0	46	144	93	93	6	6	
TOTALS	RPI 1-25	RPI 26-50	W-L RECORDS	RPI 51-100	RPI 101-150	RPI 150+				
12- 16	0- 4	0- 5	OVERALL	3- 3	2- 3	7- 1				
9- 8	0- 2	0- 3	HOME	3- 1	1- 1	5- 1				
3- 8	0- 2	0- 2	AWAY	0- 2	1- 2	2- 0				
0- 0	0- 0	0- 0	NEUTRAL	0- 0	0- 0	0- 0				
7- 4	0- 1	0- 1	NON-CONFERENCE	2- 0	2- 1	3- 1				
6- 3	0- 0	0- 1	HOME	2- 0	1- 1	3- 1				
1- 1	0- 1	0- 0	AWAY	0- 0	1- 0	0- 0				
0- 0	0- 0	0- 0	NEUTRAL	0- 0	0- 0	0- 0				
5- 12	0- 3	0- 4	CONFERENCE	1- 3	0- 2	4- 0				
3- 5	0- 2	0- 2	HOME	1- 1	0- 0	2- 0				
2- 7	0- 1	0- 2	AWAY	0- 2	0- 2	2- 0				
0- 0	0- 0	0- 0	NEUTRAL	0- 0	0- 0	0- 0				

RPI 1-25				RPI 26-50				RPI 51-100				RPI 101+ Team's RPI: 127			
RPI	S	Opponent	Score	RPI	S	Opponent	Score	RPI	S	Opponent	Score	RPI	S	Opponent	Score
8	H	Iowa	61 81	26	A	Rutgers	61 74	51	A	Indiana	75 83	105	A	Minnesota	67 97
14	A	Maryland	67 79	26	H	Rutgers	61 69	66	H	Princeton	79 71	111	A	Fordham	72 55
14	H	Maryland	61 77	38	H	California	58 75	71	H	American	80 59	112	A	Northwestern	63 78
22	A	Florida St.	58 87	40	A	Michigan St.	48 57	72	A	Ohio St.	73 78	114	H	Providence	74 72
				44	H	Michigan	62 66	72	H	Ohio St.	71 76	135	H	Duquesne	58 64
								81	H	Purdue	72 61	151	H	Stony Brook	70 81
												189	A	Wisconsin	65 59
												189	H	Wisconsin	71 64
												213	A	Illinois	76 65
												213	H	Illinois	62 48
												229	H	Jacksonville	80 61
												249	H	North Dakota	75 68
												259	H	St. Bonaventure	80 65
LAST 12 Division I GAMES:															
213	A	Illinois	76 65	8	H	Iowa	61 81	40	A	Michigan St.	48 57	26	H	Rutgers	61 69
81	H	Purdue	72 61	189	A	Wisconsin	65 59	14	A	Maryland	67 79	72	H	Ohio St.	71 76
105	A	Minnesota	67 97												
112	A	Northwestern	63 78												
44	H	Michigan	62 66												
72	A	Ohio St.	73 78												

Non-Div I Games:

Penn St.

■ Loss,
 ■ Non-Conf, S Site,
 ■ Home
 ■ Away
 N Neutral

Pepperdine

Through Games Of Feb. 28, 2019

Average RPI Win:	202	WON-LOST	WINNING	LAST 10	STRENGTH OF	OPP. STRENGTH	TEAM	ADJ.	CONF.	ADJ CONF.
Average RPI Loss:	98	RECORD	PCT. RANK	GAMES	SCHEDULE	OF SCHEDULE	RPI	RPI	RPI	RPI
DIV. I ONLY	18- 9	82	0- 0	200	92	94	94	8	8	
DIV. I NON-CONF.	6- 4	125	0- 0	345	209	214	214	7	7	
TOTALS	RPI 1-25	RPI 26-50	W-L RECORDS	RPI 51-100	RPI 101-150	RPI 150+				
18- 9	0- 2	1- 1	OVERALL	2- 2	2- 2	13- 2				
9- 1	0- 1	1- 0	HOME	2- 0	1- 0	5- 0				
7- 7	0- 1	0- 1	AWAY	0- 2	1- 2	6- 1				
2- 1	0- 0	0- 0	NEUTRAL	0- 0	0- 0	2- 1				
6- 4	0- 0	0- 0	NON-CONFERENCE	0- 0	0- 2	6- 2				
1- 0	0- 0	0- 0	HOME	0- 0	0- 0	1- 0				
3- 3	0- 0	0- 0	AWAY	0- 0	0- 2	3- 1				
2- 1	0- 0	0- 0	NEUTRAL	0- 0	0- 0	2- 1				
12- 5	0- 2	1- 1	CONFERENCE	2- 2	2- 0	7- 0				
8- 1	0- 1	1- 0	HOME	2- 0	1- 0	4- 0				
4- 4	0- 1	0- 1	AWAY	0- 2	1- 0	3- 0				
0- 0	0- 0	0- 0	NEUTRAL	0- 0	0- 0	0- 0				

RPI 1-25				RPI 26-50				RPI 51-100				Team's RPI: 94	RPI 101+			
RPI	S	Opponent	Score	RPI	S	Opponent	Score	RPI	S	Opponent	Score		RPI	S	Opponent	Score
13	A	Gonzaga	60 83	30	A	BYU	58 83	55	A	Saint Mary's (CA)	68 79		108	A	Loyola Marymount	73 55
13	H	Gonzaga	54 79	30	H	BYU	79 65	55	H	Saint Mary's (CA)	77 72		108	H	Loyola Marymount	95 86
								95	A	Pacific	67 78		109	A	Idaho St.	63 65
								95	H	Pacific	96 76		114	A	Providence	47 66
													163	A	Colorado	65 80
													165	A	Santa Clara	76 74
													165	H	Santa Clara	74 48
													186	H	Portland	82 68
													236	A	Hawaii	65 64
													239	A	San Francisco	72 66
													239	H	San Francisco	69 50
													240	N	Northern Ky.	51 46
													256	N	Sacramento St.	113 97
													266	A	San Diego	74 55
													266	H	San Diego	88 65
													288	N	La Salle	55 62
													317	A	Cal Poly	70 63
													322	H	Weber St.	68 47
													344	A	Seattle U	78 64
LAST 12 Division I GAMES:																
13	A	Gonzaga	60 83	30	H	BYU	79 65	266	H	San Diego	88 65					
55	H	Saint Mary's (CA)	77 72	95	A	Pacific	96 76	55	A	Saint Mary's (CA)	68 79					
108	A	Loyola Marymount	73 55	108	H	Loyola Marymount	95 86	239	H	San Francisco	69 50					
165	A	Santa Clara	76 74													

Non-Div I Games: Cal St. L.A. 80 56

Pepperdine

Loss, Non-Conf, S Site, H Home A Away N Neutral

Average RPI Win:	151	WON-LOST	WINNING	LAST 10	STRENGTH OF	OPP. STRENGTH	TEAM	ADJ.	CONF.	ADJ CONF.
Average RPI Loss:	56	RECORD	PCT. RANK	GAMES	SCHEDULE	OF SCHEDULE	RPI	RPI	RPI	RPI
DIV. I ONLY	11- 18	245	1- 0	20	23	124	124	1	1	
DIV. I NON-CONF.	9- 5	104	0- 0	68	146	88	88	1	1	
TOTALS	RPI 1-25	RPI 26-50	W-L RECORDS	RPI 51-100	RPI 101-150	RPI 150+				
11- 18	0- 8	1- 1	OVERALL	2- 5	5- 3	3- 1				
6- 9	0- 3	1- 0	HOME	1- 3	2- 3	2- 0				
3- 8	0- 5	0- 1	AWAY	0- 2	3- 0	0- 0				
2- 1	0- 0	0- 0	NEUTRAL	1- 0	0- 0	1- 1				
9- 5	0- 1	0- 0	NON-CONFERENCE	2- 2	4- 1	3- 1				
5- 3	0- 1	0- 0	HOME	1- 1	2- 1	2- 0				
2- 1	0- 0	0- 0	AWAY	0- 1	2- 0	0- 0				
2- 1	0- 0	0- 0	NEUTRAL	1- 0	0- 0	1- 1				
2- 13	0- 7	1- 1	CONFERENCE	0- 3	1- 2	0- 0				
1- 6	0- 2	1- 0	HOME	0- 2	0- 2	0- 0				
1- 7	0- 5	0- 1	AWAY	0- 1	1- 0	0- 0				
0- 0	0- 0	0- 0	NEUTRAL	0- 0	0- 0	0- 0				

RPI S	Opponent	Score	RPI S	Opponent	Score	RPI S	Opponent	Score	RPI S	Opponent	Score	Team's RPI: 124
1	A Notre Dame	44 100	33	H North Carolina	91 78	53	H Clemson	59 65	101	H Virginia	57 74	
3	A Louisville	42 70	43	A Georgia Tech	55 67	58	H Virginia Tech	58 74	111	H Fordham	65 62	
7	A NC State	34 63				74	H West Virginia	43 77	112	A Northwestern	52 49	
10	A Syracuse	63 90				80	A Duke	55 74	117	H Boston College	55 59	
10	H Syracuse	50 82				84	H Cincinnati	65 48	119	H Youngstown St.	55 64	
17	H Miami (FL)	51 65				93	A Georgetown	41 70	123	H UNCW	60 56	
18	H UCF	58 61				99	N Arkansas	61 54	135	A Duquesne	66 58	
22	A Florida St.	46 78							142	A Wake Forest	70 64	
									189	N Wisconsin	42 57	
									230	H Saint Francis (PA)	78 75	
									291	H New Orleans	90 38	
									302	N Tennessee St.	78 56	
LAST 12 Division I GAMES:												
142	A Wake Forest	70 64	80	A Duke	55 74							
10	A Syracuse	63 90	58	H Virginia Tech	58 74							
22	A Florida St.	46 78	3	A Louisville	42 70							
33	H North Carolina	91 78	101	H Virginia	57 74							
17	H Miami (FL)	51 65	53	H Clemson	59 65							
43	A Georgia Tech	55 67	10	H Syracuse	50 82							

Non-Div I Games:

Pittsburgh

■ Loss,
■ Non-Conf, S Site,
■ Home
■ Away
N Neutral

Average RPI Win:	258	WON-LOST	WINNING	LAST 10	STRENGTH OF	OPP. STRENGTH	TEAM	ADJ.	CONF.	ADJ CONF.
Average RPI Loss:	89	RECORD	PCT. RANK	GAMES	SCHEDULE	OF SCHEDULE	RPI	RPI	RPI	RPI
DIV. I ONLY	10- 16	237	0- 0	110	124	186	186	8	8	
DIV. I NON-CONF.	6- 3	91	0- 0	198	338	136	136	7	7	
TOTALS	RPI 1-25	RPI 26-50	W-L RECORDS	RPI 51-100	RPI 101-150	RPI 150+				
10- 16	0- 2	0- 2	OVERALL	0- 6	0- 3	10- 3				
5- 7	0- 1	0- 1	HOME	0- 2	0- 1	5- 2				
5- 8	0- 1	0- 1	AWAY	0- 3	0- 2	5- 1				
0- 1	0- 0	0- 0	NEUTRAL	0- 1	0- 0	0- 0				
6- 3	0- 0	0- 0	NON-CONFERENCE	0- 1	0- 1	6- 1				
3- 1	0- 0	0- 0	HOME	0- 0	0- 0	3- 1				
3- 1	0- 0	0- 0	AWAY	0- 0	0- 1	3- 0				
0- 1	0- 0	0- 0	NEUTRAL	0- 1	0- 0	0- 0				
4- 13	0- 2	0- 2	CONFERENCE	0- 5	0- 2	4- 2				
2- 6	0- 1	0- 1	HOME	0- 2	0- 1	2- 1				
2- 7	0- 1	0- 1	AWAY	0- 3	0- 1	2- 1				
0- 0	0- 0	0- 0	NEUTRAL	0- 0	0- 0	0- 0				

RPI 1-25				RPI 26-50				RPI 51-100				RPI 101+ Team's RPI: 186			
RPI	S	Opponent	Score	RPI	S	Opponent	Score	RPI	S	Opponent	Score	RPI	S	Opponent	Score
13	A	Gonzaga	71 97	30	A	BYU	71 79	55	A	Saint Mary's (CA)	85 113	108	A	Loyola Marymount	58 76
13	H	Gonzaga	62 93	30	H	BYU	69 70	55	H	Saint Mary's (CA)	91 98	108	H	Loyola Marymount	54 70
								78	N	Arizona	70 92	138	A	Portland St.	79 92
								94	A	Pepperdine	68 82	165	A	Santa Clara	68 106
								95	A	Pacific	77 87	165	H	Santa Clara	66 72
								95	H	Pacific	66 76	182	H	UC Irvine	69 84
												184	H	Utah St.	61 54
												236	A	Hawaii	72 65
												239	A	San Francisco	69 66
												239	H	San Francisco	78 73
												258	H	Cal St. Fullerton	83 74
												266	A	San Diego	69 60
												266	H	San Diego	96 74
												273	A	Utah Valley	65 60
												294	H	Air Force	79 60
												322	A	Weber St.	89 73
LAST 12 Division I GAMES:															
108	H	Loyola Marymount	54 70	95	A	Pacific	77 87								
165	A	Santa Clara	68 106	55	A	Saint Mary's (CA)	85 113								
239	A	San Francisco	69 66	239	H	San Francisco	78 73								
266	H	San Diego	96 74	165	H	Santa Clara	66 72								
30	H	BYU	69 70	30	A	BYU	71 79								
13	H	Gonzaga	62 93	266	A	San Diego	69 60								

Non-Div I Games: Warner Pacific 98 63 Willamette 82 27

Portland

Loss, Non-Conf, S Site, H Home A Away N Neutral

Average RPI Win:	240	WON-LOST	WINNING	LAST 10	STRENGTH OF	OPP. STRENGTH	TEAM	ADJ.	CONF.	ADJ CONF.
Average RPI Loss:	109	RECORD	PCT. RANK	GAMES	SCHEDULE	OF SCHEDULE	RPI	RPI	RPI	RPI
DIV. I ONLY	19- 6	40	0- 1	304	200	138	138	16	16	
DIV. I NON-CONF.	7- 1	30	0- 0	329	311	161	161	12	12	
TOTALS	RPI 1-25	RPI 26-50	W-L RECORDS	RPI 51-100	RPI 101-150	RPI 150+				
19- 6	0- 0	0- 0	OVERALL	2- 3	1- 2	16- 1				
12- 3	0- 0	0- 0	HOME	2- 1	1- 1	9- 1				
7- 3	0- 0	0- 0	AWAY	0- 2	0- 1	7- 0				
0- 0	0- 0	0- 0	NEUTRAL	0- 0	0- 0	0- 0				
7- 1	0- 0	0- 0	NON-CONFERENCE	1- 0	0- 0	6- 1				
5- 1	0- 0	0- 0	HOME	1- 0	0- 0	4- 1				
2- 0	0- 0	0- 0	AWAY	0- 0	0- 0	2- 0				
0- 0	0- 0	0- 0	NEUTRAL	0- 0	0- 0	0- 0				
12- 5	0- 0	0- 0	CONFERENCE	1- 3	1- 2	10- 0				
7- 2	0- 0	0- 0	HOME	1- 1	1- 1	5- 0				
5- 3	0- 0	0- 0	AWAY	0- 2	0- 1	5- 0				
0- 0	0- 0	0- 0	NEUTRAL	0- 0	0- 0	0- 0				

RPI 1-25				RPI 26-50				RPI 51-100				RPI 101+				Team's RPI: 138	
RPI	S	Opponent	Score	RPI	S	Opponent	Score	RPI	S	Opponent	Score	RPI	S	Opponent	Score		
								76	A	Idaho	78 80	109	A	Idaho St.	54 72		
								76	H	Idaho	68 81	109	H	Idaho St.	57 58		
								86	H	UC Davis	65 50	137	H	Montana St.	55 53		
								100	A	Northern Colo.	63 79	168	H	Montana	78 60		
								100	H	Northern Colo.	85 66	181	A	Eastern Wash.	76 64		
												182	H	UC Irvine	68 73		
												186	H	Portland	92 79		
												200	H	UNLV	58 49		
												254	A	Northern Ariz.	74 59		
												254	H	Northern Ariz.	72 55		
												256	A	Sacramento St.	75 57		
												256	H	Sacramento St.	74 58		
												280	A	UTEP	89 61		
												286	A	Southern Utah	81 56		
												286	H	Southern Utah	63 49		
												303	H	San Jose St.	80 51		
												322	A	Weber St.	77 59		
												322	H	Weber St.	65 38		
												334	A	Grand Canyon	60 55		
												344	H	Seattle U	68 43		
LAST 12 Division I GAMES:																	
				76	H	Idaho	68 81	256	H	Sacramento St.	74 58						
				256	A	Sacramento St.	75 57	109	H	Idaho St.	57 58						
				109	A	Idaho St.	54 72	322	H	Weber St.	65 38						
				286	A	Southern Utah	81 56	76	A	Idaho	78 80						
				254	A	Northern Ariz.	74 59	181	A	Eastern Wash.	76 64						
				100	H	Northern Colo.	85 66	254	H	Northern Ariz.	72 55						

Non-Div I Games: Warner Pacific 102 49

Portland St.

■ Loss,
 ■ Non-Conf,
 ■ S Site,
 ■ Home
 ■ A Away
 N Neutral

Prairie View

Through Games Of Feb. 28, 2019

Average RPI Win:	293	WON-LOST	WINNING	LAST 10	STRENGTH OF	OPP. STRENGTH	TEAM	ADJ.	CONF.	ADJ CONF.
Average RPI Loss:	143	RECORD	PCT. RANK	GAMES	SCHEDULE	OF SCHEDULE	RPI	RPI	RPI	RPI
DIV. I ONLY	11- 11	171	1- 0	296	286	207	207	29	29	
DIV. I NON-CONF.	1- 7	319	0- 0	37	31	209	209	28	28	
TOTALS	RPI 1-25	RPI 26-50	W-L RECORDS	RPI 51-100	RPI 101-150	RPI 150+				
11- 11	0- 2	0- 1	OVERALL	0- 1	0- 1	11- 6				
5- 3	0- 0	0- 1	HOME	0- 0	0- 0	5- 2				
5- 8	0- 2	0- 0	AWAY	0- 1	0- 1	5- 4				
1- 0	0- 0	0- 0	NEUTRAL	0- 0	0- 0	1- 0				
1- 7	0- 2	0- 1	NON-CONFERENCE	0- 1	0- 1	1- 2				
0- 1	0- 0	0- 1	HOME	0- 0	0- 0	0- 0				
0- 6	0- 2	0- 0	AWAY	0- 1	0- 1	0- 2				
1- 0	0- 0	0- 0	NEUTRAL	0- 0	0- 0	1- 0				
10- 4	0- 0	0- 0	CONFERENCE	0- 0	0- 0	10- 4				
5- 2	0- 0	0- 0	HOME	0- 0	0- 0	5- 2				
5- 2	0- 0	0- 0	AWAY	0- 0	0- 0	5- 2				
0- 0	0- 0	0- 0	NEUTRAL	0- 0	0- 0	0- 0				

RPI 1-25				RPI 26-50				RPI 51-100				RPI 101+ Team's RPI: 207			
RPI	S	Opponent	Score	RPI	S	Opponent	Score	RPI	S	Opponent	Score	RPI	S	Opponent	Score
12	A	Iowa St.	46 94	32	H	Rice	58 68	99	A	Arkansas	44 71	128	A	Oklahoma St.	50 70
16	A	Texas A&M	57 70									163	A	Colorado	38 79
												173	A	Southern U.	55 54
												201	A	Grambling	57 73
												201	H	Grambling	63 64
												235	A	UTRGV	50 57
												242	A	Texas Southern	67 73
												242	H	Texas Southern	44 52
												244	N	A&M-Corpus Christi	67 59
												260	H	Alabama St.	71 59
												279	A	Jackson St.	89 80
												279	H	Jackson St.	76 57
												290	H	Alabama A&M	77 65
												327	A	Mississippi Val.	75 65
												327	H	Mississippi Val.	91 55
												345	A	Ark.-Pine Bluff	80 41
												345	H	Ark.-Pine Bluff	79 46
												351	A	Alcorn	82 61
LAST 12 Division I GAMES:															
345	H	Ark.-Pine Bluff	79 46	290	H	Alabama A&M	77 65								
327	H	Mississippi Val.	91 55	345	A	Ark.-Pine Bluff	80 41								
201	A	Grambling	57 73	327	A	Mississippi Val.	75 65								
279	A	Jackson St.	89 80	201	H	Grambling	63 64								
242	A	Texas Southern	67 73	279	H	Jackson St.	76 57								
260	H	Alabama St.	71 59	242	H	Texas Southern	44 52								

Non-Div I Games: Jarvis Christian 117 32 Arlington Baptist 105 31

Prairie View

Loss, Non-Conf, S Site, H Home A Away N Neutral

Presbyterian

Through Games Of Feb. 28, 2019

Average RPI Win:	316	WON-LOST	WINNING	LAST 10	STRENGTH OF	OPP. STRENGTH	TEAM	ADJ.	CONF.	ADJ CONF.
Average RPI Loss:	198	RECORD	PCT. RANK	GAMES	SCHEDULE	OF SCHEDULE	RPI	RPI	RPI	RPI
DIV. I ONLY	5- 21	318	0- 1	292	310	329	329	28	28	
DIV. I NON-CONF.	2- 9	297	0- 0	284	273	320	320	29	29	
TOTALS	RPI 1-25	RPI 26-50	W-L RECORDS	RPI 51-100	RPI 101-150	RPI 150+				
5- 21	0- 0	0- 0	OVERALL	0- 3	0- 3	5- 15				
3- 8	0- 0	0- 0	HOME	0- 0	0- 1	3- 7				
2- 13	0- 0	0- 0	AWAY	0- 3	0- 2	2- 8				
0- 0	0- 0	0- 0	NEUTRAL	0- 0	0- 0	0- 0				
2- 9	0- 0	0- 0	NON-CONFERENCE	0- 2	0- 1	2- 6				
1- 2	0- 0	0- 0	HOME	0- 0	0- 0	1- 2				
1- 7	0- 0	0- 0	AWAY	0- 2	0- 1	1- 4				
0- 0	0- 0	0- 0	NEUTRAL	0- 0	0- 0	0- 0				
3- 12	0- 0	0- 0	CONFERENCE	0- 1	0- 2	3- 9				
2- 6	0- 0	0- 0	HOME	0- 0	0- 1	2- 5				
1- 6	0- 0	0- 0	AWAY	0- 1	0- 1	1- 4				
0- 0	0- 0	0- 0	NEUTRAL	0- 0	0- 0	0- 0				

RPI 1-25				RPI 26-50				RPI 51-100				RPI 101+ Team's RPI: 329					
RPI	S	Opponent	Score	RPI	S	Opponent	Score	RPI	S	Opponent	Score	RPI	S	Opponent	Score		
								65	A	Tennessee	49	97	123	A	UNCW	48	63
								82	A	Radford	49	59	126	A	High Point	40	79
								98	A	Georgia	59	83	126	H	High Point	63	70
													158	A	Davidson	56	83
													179	A	Vanderbilt	43	78
													190	A	UNC Asheville	45	51
													190	H	UNC Asheville	43	52
													202	A	Hampton	62	79
													202	H	Hampton	68	82
													210	A	Furman	68	76
													215	A	Campbell	46	51
													251	H	Gardner-Webb	58	66
													274	H	Wofford	61	50
													281	A	Samford	54	75
													284	H	Ga. Southern	68	69
													289	A	Col. of Charleston	71	65
													292	A	Winthrop	52	55
													292	H	Winthrop	54	62
													295	H	Charleston So.	55	63
													301	H	South Carolina St.	48	57
													336	H	Longwood	81	66
													341	A	USC Upstate	66	58
													341	H	USC Upstate	70	54
LAST 12 Division I GAMES:																	
202	H	Hampton	68	82	295	H	Charleston So.	55	63								
341	A	USC Upstate	66	58	190	H	UNC Asheville	43	52								
126	H	High Point	63	70	292	A	Winthrop	52	55								
190	A	UNC Asheville	45	51	82	A	Radford	49	59								
292	H	Winthrop	54	62	251	H	Gardner-Webb	58	66								
202	A	Hampton	62	79	341	H	USC Upstate	70	54								

Non-Div I Games:

Presbyterian

Loss, Non-Conf, S Site, H Home A Away N Neutral

Average RPI Win:	186	WON-LOST	WINNING	LAST 10	STRENGTH OF	OPP. STRENGTH	TEAM	ADJ.	CONF.	ADJ CONF.
Average RPI Loss:	85	RECORD	PCT. RANK	GAMES	SCHEDULE	OF SCHEDULE	RPI	RPI	RPI	RPI
DIV. I ONLY	16- 9	97	1- 0	71	110	66	66	11	11	
DIV. I NON-CONF.	8- 7	160	0- 0	59	65	74	74	11	11	
TOTALS	RPI 1-25	RPI 26-50	W-L RECORDS	RPI 51-100	RPI 101-150	RPI 150+				
16- 9	0- 2	1- 2	OVERALL	2- 1	2- 3	11- 1				
6- 3	0- 0	1- 0	HOME	0- 1	1- 2	4- 0				
10- 3	0- 0	0- 1	AWAY	2- 0	1- 1	7- 1				
0- 3	0- 2	0- 1	NEUTRAL	0- 0	0- 0	0- 0				
8- 7	0- 2	1- 2	NON-CONFERENCE	0- 0	2- 2	5- 1				
3- 1	0- 0	1- 0	HOME	0- 0	1- 1	1- 0				
5- 3	0- 0	0- 1	AWAY	0- 0	1- 1	4- 1				
0- 3	0- 2	0- 1	NEUTRAL	0- 0	0- 0	0- 0				
8- 2	0- 0	0- 0	CONFERENCE	2- 1	0- 1	6- 0				
3- 2	0- 0	0- 0	HOME	0- 1	0- 1	3- 0				
5- 0	0- 0	0- 0	AWAY	2- 0	0- 0	3- 0				
0- 0	0- 0	0- 0	NEUTRAL	0- 0	0- 0	0- 0				

RPI 1-25				RPI 26-50				RPI 51-100				Team's RPI: 66		RPI 101+			
RPI	S	Opponent	Score	RPI	S	Opponent	Score	RPI	S	Opponent	Score		RPI	S	Opponent	Score	
10	N	Syracuse	61 92	34	N	Kansas St.	61 80	73	A	Penn	68 53		113	A	Hartford	75 38	
25	N	DePaul	67 82	46	H	Quinnipiac	54 42	73	H	Penn	60 66		116	H	Yale	86 96	
				47	A	Villanova	46 67	83	A	Harvard	75 71		127	A	Penn St.	71 79	
													129	H	Marist	60 57	
													139	H	Seton Hall	66 70	
													158	H	Davidson	65 57	
													177	A	Rider	89 65	
													195	A	George Washington	49 64	
													198	A	Dartmouth	82 75	
													224	A	Cornell	75 46	
													224	H	Cornell	68 64	
													233	A	Columbia	79 64	
													233	H	Columbia	65 59	
													234	A	Monmouth	79 47	
													262	A	St. Francis Brooklyn	83 64	
													272	H	Brown	93 74	
													314	A	New Hampshire	90 42	
LAST 12 Division I GAMES:																	
				73	A	Penn	68 53			116	H	Yale	86 96				
				233	H	Columbia	65 59			224	A	Cornell	75 46				
				224	H	Cornell	68 64			233	A	Columbia	79 64				
				198	A	Dartmouth	82 75			73	H	Penn	60 66				
				83	A	Harvard	75 71			314	A	New Hampshire	90 42				
				272	H	Brown	93 74			113	A	Hartford	75 38				

Non-Div I Games:

Princeton

Average RPI Win:	160	WON-LOST	WINNING	LAST 10	STRENGTH OF	OPP. STRENGTH	TEAM	ADJ.	CONF.	ADJ CONF.
Average RPI Loss:	96	RECORD	PCT. RANK	GAMES	SCHEDULE	OF SCHEDULE	RPI	RPI	RPI	RPI
DIV. I ONLY	16- 12	137	1- 0	111	73	114	114	6	6	
DIV. I NON-CONF.	8- 4	91	1- 0	235	181	150	150	4	4	
TOTALS	RPI 1-25	RPI 26-50	W-L RECORDS	RPI 51-100	RPI 101-150	RPI 150+				
16- 12	0- 2	3- 2	OVERALL	1- 2	5- 5	7- 1				
9- 5	0- 0	2- 1	HOME	1- 1	2- 3	4- 0				
6- 7	0- 2	1- 1	AWAY	0- 1	3- 2	2- 1				
1- 0	0- 0	0- 0	NEUTRAL	0- 0	0- 0	1- 0				
8- 4	0- 0	0- 1	NON-CONFERENCE	1- 0	2- 2	5- 1				
5- 2	0- 0	0- 1	HOME	1- 0	1- 1	3- 0				
2- 2	0- 0	0- 0	AWAY	0- 0	1- 1	1- 1				
1- 0	0- 0	0- 0	NEUTRAL	0- 0	0- 0	1- 0				
8- 8	0- 2	3- 1	CONFERENCE	0- 2	3- 3	2- 0				
4- 3	0- 0	2- 0	HOME	0- 1	1- 2	1- 0				
4- 5	0- 2	1- 1	AWAY	0- 1	2- 1	1- 0				
0- 0	0- 0	0- 0	NEUTRAL	0- 0	0- 0	0- 0				

RPI S	Opponent	Score	RPI S	Opponent	Score	RPI S	Opponent	Score	RPI S	Opponent	Score	Team's RPI: 114
11	A Marquette	46 85	46	H Quinnipiac	44 48	93	A Georgetown	56 61	104	A St. John's (NY)	67 66	
25	A DePaul	62 88	47	A Villanova	33 53	93	H Georgetown	52 68	104	H St. John's (NY)	57 60	
			47	H Villanova	67 61	94	H Pepperdine	66 47	105	A Creighton	77 63	
			49	A Butler	66 63				105	H Creighton	64 73	
			49	H Butler	74 68				115	H Northeastern	59 65	
									116	H Yale	59 42	
									117	A Boston College	61 57	
									127	A Penn St.	72 74	
									139	A Seton Hall	73 79	
									139	H Seton Hall	82 75	
									188	A Xavier	63 55	
									188	H Xavier	71 58	
									217	H Sacred Heart	62 52	
									240	H Northern Ky.	48 43	
									252	A Rhode Island	65 72	
									288	H La Salle	77 47	
									299	N Bryant	72 64	
									321	A UMass Lowell	71 47	
LAST 12 Division I GAMES:												
299	N Bryant	72 64	93	A Georgetown	56 61							
105	H Creighton	64 73	47	A Villanova	33 53							
49	A Butler	66 63	105	A Creighton	77 63							
188	A Xavier	63 55	188	H Xavier	71 58							
104	H St. John's (NY)	57 60	49	H Butler	74 68							
139	H Seton Hall	82 75	139	A Seton Hall	73 79							

Non-Div I Games:

Providence

■ Loss,
■ Non-Conf,
■ S Site,
■ H Home
■ A Away
N Neutral

Average RPI Win:	144	WON-LOST	WINNING	LAST 10	STRENGTH OF	OPP. STRENGTH	TEAM	ADJ.	CONF.	ADJ CONF.
Average RPI Loss:	65	RECORD	PCT. RANK	GAMES	SCHEDULE	OF SCHEDULE	RPI	RPI	RPI	RPI
DIV. I ONLY	17- 13	143	0- 1	37	59	81	81	4	4	
DIV. I NON-CONF.	9- 4	85	0- 0	89	77	77	77	6	6	
TOTALS	RPI 1-25	RPI 26-50	W-L RECORDS	RPI 51-100	RPI 101-150	RPI 150+				
17- 13	2- 4	1- 3	OVERALL	3- 2	3- 3	8- 1				
13- 4	2- 2	1- 0	HOME	3- 1	1- 1	6- 0				
3- 7	0- 1	0- 3	AWAY	0- 1	2- 1	1- 1				
1- 2	0- 1	0- 0	NEUTRAL	0- 0	0- 1	1- 0				
9- 4	1- 2	0- 1	NON-CONFERENCE	1- 0	0- 1	7- 0				
7- 1	1- 1	0- 0	HOME	1- 0	0- 0	5- 0				
1- 1	0- 0	0- 1	AWAY	0- 0	0- 0	1- 0				
1- 2	0- 1	0- 0	NEUTRAL	0- 0	0- 1	1- 0				
8- 9	1- 2	1- 2	CONFERENCE	2- 2	3- 2	1- 1				
6- 3	1- 1	1- 0	HOME	2- 1	1- 1	1- 0				
2- 6	0- 1	0- 2	AWAY	0- 1	2- 1	0- 1				
0- 0	0- 0	0- 0	NEUTRAL	0- 0	0- 0	0- 0				

RPI S	Opponent	Score	RPI S	Opponent	Score	RPI S	Opponent	Score	RPI S	Opponent	Score
6 N	UConn	40 86	26 A	Rutgers	63 65	51 H	Indiana	56 53	104 N	St. John's (NY)	62 68
8 A	Iowa	58 72	39 A	Ohio	73 80	72 H	Ohio St.	60 42	105 A	Minnesota	64 53
8 H	Iowa	62 57	40 A	Michigan St.	66 74	83 H	Harvard	66 65	105 H	Minnesota	45 65
14 H	Maryland	55 58	44 H	Michigan	71 70	87 A	Nebraska	61 67	112 A	Northwestern	57 54
15 H	South Carolina	73 82				87 H	Nebraska	64 84	112 H	Northwestern	61 58
17 H	Miami (FL)	74 63							127 A	Penn St.	61 72
									160 H	Bradley	74 61
									189 A	Wisconsin	69 76
									208 A	Ball St.	80 38
									211 N	Ole Miss	70 59
									213 H	Illinois	72 50
									231 H	Western Ill.	81 60
									243 H	Loyola Chicago	65 41
									245 H	Albany (NY)	53 41
									335 H	Purdue Fort Wayne	78 44
LAST 12 Division I GAMES:											
14 H	Maryland	55 58	40 A	Michigan St.	66 74						
127 A	Penn St.	61 72	87 H	Nebraska	64 84						
112 H	Northwestern	61 58	8 A	Iowa	58 72						
105 H	Minnesota	45 65	105 A	Minnesota	64 53						
87 A	Nebraska	61 67	51 H	Indiana	56 53						
213 H	Illinois	72 50	26 A	Rutgers	63 65						

Non-Div I Games:

Purdue

■ Loss,
■ Non-Conf,
■ S Site,
■ H Home
■ A Away
N Neutral

Average RPI Win:	270	WON-LOST	WINNING	LAST 10	STRENGTH OF	OPP. STRENGTH	TEAM	ADJ.	CONF.	ADJ CONF.
Average RPI Loss:	191	RECORD	PCT. RANK	GAMES	SCHEDULE	OF SCHEDULE	RPI	RPI	RPI	RPI
DIV. I ONLY	3- 21	338	0- 1	289	239	335	335	19	19	
DIV. I NON-CONF.	1- 8	322	0- 0	338	293	347	347	19	19	
TOTALS	RPI 1-25	RPI 26-50	W-L RECORDS	RPI 51-100	RPI 101-150	RPI 150+				
3- 21	0- 0	0- 4	OVERALL	0- 1	0- 0	3- 16				
2- 8	0- 0	0- 2	HOME	0- 0	0- 0	2- 6				
1- 13	0- 0	0- 2	AWAY	0- 1	0- 0	1- 10				
0- 0	0- 0	0- 0	NEUTRAL	0- 0	0- 0	0- 0				
1- 8	0- 0	0- 0	NON-CONFERENCE	0- 1	0- 0	1- 7				
0- 3	0- 0	0- 0	HOME	0- 0	0- 0	0- 3				
1- 5	0- 0	0- 0	AWAY	0- 1	0- 0	1- 4				
0- 0	0- 0	0- 0	NEUTRAL	0- 0	0- 0	0- 0				
2- 13	0- 0	0- 4	CONFERENCE	0- 0	0- 0	2- 9				
2- 5	0- 0	0- 2	HOME	0- 0	0- 0	2- 3				
0- 8	0- 0	0- 2	AWAY	0- 0	0- 0	0- 6				
0- 0	0- 0	0- 0	NEUTRAL	0- 0	0- 0	0- 0				

RPI S	Opponent	Score	RPI S	Opponent	Score	RPI S	Opponent	Score	RPI S	Opponent	Score	Team's RPI: 335
29	A South Dakota St.	68 92	81	A Purdue	44 78	156	A Denver	62 82				
29	H South Dakota St.	52 85				156	H Denver	70 55				
35	A South Dakota	51 69				167	A Oral Roberts	56 66				
35	H South Dakota	49 71				167	H Oral Roberts	61 72				
						194	A Milwaukee	48 70				
						199	H Eastern Mich.	72 87				
						219	H SIUE	49 57				
						231	A Western Ill.	59 73				
						231	H Western Ill.	61 90				
						243	A Loyola Chicago	67 81				
						249	A North Dakota	60 79				
						249	H North Dakota	58 74				
						268	A Western Mich.	61 69				
						287	A Eastern Ill.	63 72				
						311	A North Dakota St.	54 70				
						312	H Valparaiso	64 68				
						320	A Omaha	61 70				
						320	H Omaha	56 48				
						333	A Evansville	72 66				
LAST 12 Division I GAMES:												
249	H North Dakota	58 74	167	A Oral Roberts	56 66							
29	A South Dakota St.	68 92	156	H Denver	70 55							
320	A Omaha	61 70	320	H Omaha	56 48							
156	A Denver	62 82	231	A Western Ill.	59 73							
231	H Western Ill.	61 90	35	A South Dakota	51 69							
35	H South Dakota	49 71	167	H Oral Roberts	61 72							

Non-Div I Games: Taylor (IN) 84 74 Goshen 86 45 Ind.-Kokomo 87 50

Purdue Fort Wayne

Loss, Non-Conf, S Site, H Home A Away N Neutral

Quinnipiac

Through Games Of Feb. 28, 2019

Average RPI Win:	227	WON-LOST	WINNING	LAST 10	STRENGTH OF	OPP. STRENGTH	TEAM	ADJ.	CONF.	ADJ CONF.
Average RPI Loss:	35	RECORD	PCT. RANK	GAMES	SCHEDULE	OF SCHEDULE	RPI	RPI	RPI	RPI
DIV. I ONLY	22- 6	29	1- 0	106	191	46	46	26	26	
DIV. I NON-CONF.	5- 6	177	1- 0	19	10	55	55	27	27	
TOTALS	RPI 1-25	RPI 26-50	W-L RECORDS	RPI 51-100	RPI 101-150	RPI 150+				
22- 6	0- 2	0- 3	OVERALL	2- 1	3- 0	17- 0				
10- 2	0- 2	0- 0	HOME	0- 0	1- 0	9- 0				
11- 2	0- 0	0- 1	AWAY	2- 1	2- 0	7- 0				
1- 2	0- 0	0- 2	NEUTRAL	0- 0	0- 0	1- 0				
5- 6	0- 2	0- 3	NON-CONFERENCE	2- 1	1- 0	2- 0				
1- 2	0- 2	0- 0	HOME	0- 0	0- 0	1- 0				
3- 2	0- 0	0- 1	AWAY	2- 1	1- 0	0- 0				
1- 2	0- 0	0- 2	NEUTRAL	0- 0	0- 0	1- 0				
17- 0	0- 0	0- 0	CONFERENCE	0- 0	2- 0	15- 0				
9- 0	0- 0	0- 0	HOME	0- 0	1- 0	8- 0				
8- 0	0- 0	0- 0	AWAY	0- 0	1- 0	7- 0				
0- 0	0- 0	0- 0	NEUTRAL	0- 0	0- 0	0- 0				

RPI 1-25				RPI 26-50				Team's RPI: 46		RPI 51-100				RPI 101+			
RPI	S	Opponent	Score	RPI	S	Opponent	Score		RPI	S	Opponent	Score	RPI	S	Opponent	Score	
18	H	UCF	45 47	27	N	Missouri	51 65		64	A	Drexel	56 52	114	A	Providence	48 44	
24	H	Central Mich.	52 67	28	N	Texas	55 56		66	A	Princeton	42 54	129	A	Marist	76 69	
				48	A	Bucknell	58 75		83	A	Harvard	72 67	129	H	Marist	78 66	
													177	A	Rider	66 60	
													177	H	Rider	72 56	
													208	N	Ball St.	69 66	
													234	A	Monmouth	58 46	
													234	H	Monmouth	67 38	
													267	A	Niagara	96 55	
													267	H	Niagara	62 42	
													269	H	Siena	68 31	
													276	H	Richmond	65 48	
													277	A	Manhattan	64 39	
													277	H	Manhattan	59 42	
													278	A	Canisius	55 42	
													278	H	Canisius	68 51	
													293	A	Fairfield	48 40	
													293	H	Fairfield	81 36	
													324	A	Iona	76 39	
													342	H	Saint Peter's	90 45	
LAST 12 Division I GAMES:																	
				208	N	Ball St.	69 66					277	A	Manhattan	64 39		
				27	N	Missouri	51 65					278	H	Canisius	68 51		
				277	H	Manhattan	59 42					267	H	Niagara	62 42		
				129	H	Marist	78 66					177	H	Rider	72 56		
				177	A	Rider	66 60					234	A	Monmouth	58 46		
				293	A	Fairfield	48 40					324	A	Iona	76 39		

Non-Div I Games:

Quinnipiac

Loss, Non-Conf, S Site, H Home A Away N Neutral

Average RPI Win: 235	WON-LOST	WINNING	LAST 10	STRENGTH OF	OPP. STRENGTH	TEAM	ADJ.	CONF.	ADJ CONF.
Average RPI Loss: 120	RECORD	PCT. RANK	GAMES	SCHEDULE	OF SCHEDULE	RPI	RPI	RPI	RPI
DIV. I ONLY	19- 6	40	1- 0	186	261	82	82	28	28
DIV. I NON-CONF.	5- 5	162	0- 0	121	68	114	114	29	29
TOTALS	RPI 1-25	RPI 26-50	W-L RECORDS	RPI 51-100	RPI 101-150	RPI 150+			
19- 6	0- 1	0- 0	OVERALL	0- 2	4- 1	15- 2			
9- 1	0- 0	0- 0	HOME	0- 0	1- 1	8- 0			
9- 4	0- 1	0- 0	AWAY	0- 1	3- 0	6- 2			
1- 1	0- 0	0- 0	NEUTRAL	0- 1	0- 0	1- 0			
5- 5	0- 1	0- 0	NON-CONFERENCE	0- 2	2- 1	3- 1			
2- 1	0- 0	0- 0	HOME	0- 0	0- 1	2- 0			
2- 3	0- 1	0- 0	AWAY	0- 1	2- 0	0- 1			
1- 1	0- 0	0- 0	NEUTRAL	0- 1	0- 0	1- 0			
14- 1	0- 0	0- 0	CONFERENCE	0- 0	2- 0	12- 1			
7- 0	0- 0	0- 0	HOME	0- 0	1- 0	6- 0			
7- 1	0- 0	0- 0	AWAY	0- 0	1- 0	6- 1			
0- 0	0- 0	0- 0	NEUTRAL	0- 0	0- 0	0- 0			

RPI 1-25				RPI 26-50				RPI 51-100				Team's RPI: 82	RPI 101+			
RPI	S	Opponent	Score	RPI	S	Opponent	Score	RPI	S	Opponent	Score		RPI	S	Opponent	Score
7	A	NC State	58 75					58	A	Virginia Tech	44 55		101	A	Virginia	57 44
								87	N	Nebraska	39 77		107	A	VCU	54 49
													126	A	High Point	84 79
													126	H	High Point	80 58
													131	H	Morehead St.	72 79
													169	N	Temple	56 50
													190	A	UNC Asheville	45 44
													190	H	UNC Asheville	60 46
													202	A	Hampton	54 68
													215	A	Campbell	56 52
													215	H	Campbell	61 57
													237	A	Mt. St. Mary's	77 89
													248	H	ETSU	79 64
													251	H	Gardner-Webb	79 69
													292	A	Winthrop	79 57
													292	H	Winthrop	70 49
													295	A	Charleston So.	67 41
													301	H	South Carolina St.	61 31
													329	H	Presbyterian	59 49
													336	A	Longwood	68 34
													336	H	Longwood	81 52
													341	A	USC Upstate	82 41
LAST 12 Division I GAMES:																
				190	A	UNC Asheville	45 44					341	A	USC Upstate	82 41	
				215	H	Campbell	61 57					215	A	Campbell	56 52	
				292	A	Winthrop	79 57					329	H	Presbyterian	59 49	
				336	H	Longwood	81 52					336	A	Longwood	68 34	
				126	A	High Point	84 79					295	A	Charleston So.	67 41	
				251	H	Gardner-Webb	79 69					292	H	Winthrop	70 49	

Non-Div I Games: Shepherd

60 46

Radford

■ Loss,
 ■ Non-Conf, S Site,
 ■ Home
 ■ Away
 N Neutral

Rhode Island

Through Games Of Feb. 28, 2019

Average RPI Win:	216	WON-LOST	WINNING	LAST 10	STRENGTH OF	OPP. STRENGTH	TEAM	ADJ.	CONF.	ADJ CONF.
Average RPI Loss:	157	RECORD	PCT. RANK	GAMES	SCHEDULE	OF SCHEDULE	RPI	RPI	RPI	RPI
DIV. I ONLY	8- 19	278	1- 0	160	174	252	252	17	17	
DIV. I NON-CONF.	5- 7	206	1- 0	72	175	160	160	16	16	
TOTALS	RPI 1-25	RPI 26-50	W-L RECORDS	RPI 51-100	RPI 101-150	RPI 150+				
8- 19	0- 1	0- 0	OVERALL	0- 2	1- 7	7- 9				
3- 10	0- 0	0- 0	HOME	0- 1	1- 5	2- 4				
5- 9	0- 1	0- 0	AWAY	0- 1	0- 2	5- 5				
0- 0	0- 0	0- 0	NEUTRAL	0- 0	0- 0	0- 0				
5- 7	0- 1	0- 0	NON-CONFERENCE	0- 2	1- 3	4- 1				
3- 3	0- 0	0- 0	HOME	0- 1	1- 2	2- 0				
2- 4	0- 1	0- 0	AWAY	0- 1	0- 1	2- 1				
0- 0	0- 0	0- 0	NEUTRAL	0- 0	0- 0	0- 0				
3- 12	0- 0	0- 0	CONFERENCE	0- 0	0- 4	3- 8				
0- 7	0- 0	0- 0	HOME	0- 0	0- 3	0- 4				
3- 5	0- 0	0- 0	AWAY	0- 0	0- 1	3- 4				
0- 0	0- 0	0- 0	NEUTRAL	0- 0	0- 0	0- 0				

RPI 1-25				RPI 26-50				RPI 51-100				RPI 101+ Team's RPI: 252			
RPI	S	Opponent	Score	RPI	S	Opponent	Score	RPI	S	Opponent	Score	RPI	S	Opponent	Score
21	A	Kentucky	52 75					53	A	Clemson	67 80	105	A	Minnesota	71 91
								83	H	Harvard	47 80	107	A	VCU	39 74
												111	H	Fordham	38 56
												113	H	Hartford	51 65
												114	H	Providence	72 65
												117	H	Boston College	64 88
												122	H	Dayton	62 74
												135	H	Duquesne	58 75
												158	A	Davidson	64 58
												158	H	Davidson	67 77
												178	A	Saint Louis	68 56
												191	A	Holy Cross	65 73
												195	H	George Washington	59 64
												196	A	George Mason	69 75
												197	A	Robert Morris	46 41
												227	A	Massachusetts	34 56
												238	H	Saint Joseph's	48 55
												249	H	North Dakota	77 63
												259	A	St. Bonaventure	61 62
												259	H	St. Bonaventure	68 84
												272	H	Brown	72 67
												276	A	Richmond	66 60
												283	A	Vermont	61 58
												288	A	La Salle	71 77
LAST 12 Division I GAMES:															
272	H	Brown	72 67	288	A	La Salle	71 77	122	H	Dayton	62 74	259	H	St. Bonaventure	68 84
158	A	Davidson	64 58	107	A	VCU	39 74	196	A	George Mason	69 75	111	H	Fordham	38 56
238	H	Saint Joseph's	48 55												
259	A	St. Bonaventure	61 62												
135	H	Duquesne	58 75												
227	A	Massachusetts	34 56												

Non-Div I Games:

Rhode Island

■ Loss,
 ■ Non-Conf,
 ■ S Site,
 ■ Home
 ■ A Away
 N Neutral

Average RPI Win:	198	WON-LOST	WINNING	LAST 10	STRENGTH OF	OPP. STRENGTH	TEAM	ADJ.	CONF.	ADJ CONF.
Average RPI Loss:	27	RECORD	PCT. RANK	GAMES	SCHEDULE	OF SCHEDULE	RPI	RPI	RPI	RPI
DIV. I ONLY	23- 3	9	1- 0	168	119	32	32	14	14	
DIV. I NON-CONF.	9- 3	61	0- 0	184	101	66	66	17	17	
TOTALS	RPI 1-25	RPI 26-50	W-L RECORDS	RPI 51-100	RPI 101-150	RPI 150+				
23- 3	0- 1	0- 2	OVERALL	3- 0	4- 0	16- 0				
12- 0	0- 0	0- 0	HOME	1- 0	2- 0	9- 0				
10- 2	0- 1	0- 1	AWAY	2- 0	2- 0	6- 0				
1- 1	0- 0	0- 1	NEUTRAL	0- 0	0- 0	1- 0				
9- 3	0- 1	0- 2	NON-CONFERENCE	1- 0	1- 0	7- 0				
5- 0	0- 0	0- 0	HOME	0- 0	1- 0	4- 0				
3- 2	0- 1	0- 1	AWAY	1- 0	0- 0	2- 0				
1- 1	0- 0	0- 1	NEUTRAL	0- 0	0- 0	1- 0				
14- 0	0- 0	0- 0	CONFERENCE	2- 0	3- 0	9- 0				
7- 0	0- 0	0- 0	HOME	1- 0	1- 0	5- 0				
7- 0	0- 0	0- 0	AWAY	1- 0	2- 0	4- 0				
0- 0	0- 0	0- 0	NEUTRAL	0- 0	0- 0	0- 0				

RPI 1-25					RPI 26-50					Team's RPI: 32					RPI 51-100					RPI 101+				
RPI	S	Opponent	Score		RPI	S	Opponent	Score		RPI	S	Opponent	Score		RPI	S	Opponent	Score						
16	A	Texas A&M	54	65	31	A	UCLA	50	59	59	A	Middle Tenn.	60	47	103	A	UAB	55	43					
					33	N	North Carolina	50	71	75	A	Little Rock	79	65	120	H	Charlotte	61	51					
										89	H	Old Dominion	48	42	121	A	Western Ky.	68	46					
															132	H	Georgia St.	66	49					
															162	N	Coastal Caro.	56	52					
															172	A	Louisiana Tech	61	51					
															176	A	North Texas	59	47					
															176	H	North Texas	64	52					
															183	A	Southern Miss.	58	47					
															203	A	Marshall	79	67					
															207	A	Prairie View	68	58					
															209	H	SMU	66	52					
															242	H	Texas Southern	76	71					
															280	H	UTEP	76	42					
															291	H	New Orleans	67	56					
															304	A	Incarinate Word	74	63					
															305	H	Fla. Atlantic	63	35					
															307	H	UTSA	85	54					
															315	H	FIU	76	44					
															323	H	McNeese	93	65					
LAST 12 Division I GAMES:																								
176	A	North Texas	59	47	120	H	Charlotte	61	51															
305	H	Fla. Atlantic	63	35	103	A	UAB	55	43															
315	H	FIU	76	44	59	A	Middle Tenn.	60	47															
203	A	Marshall	79	67	176	H	North Texas	64	52															
121	A	Western Ky.	68	46	280	H	UTEP	76	42															
89	H	Old Dominion	48	42	307	H	UTSA	85	54															

Non-Div I Games:

Rice

■ Loss,
 ■ Non-Conf, S Site,
 ■ Home
 ■ Away
 N Neutral

Average RPI Win: 251	WON-LOST	WINNING	LAST 10	STRENGTH OF	OPP. STRENGTH	TEAM	ADJ.	CONF.	ADJ CONF.
Average RPI Loss: 141	RECORD	PCT. RANK	GAMES	SCHEDULE	OF SCHEDULE	RPI	RPI	RPI	RPI
DIV. I ONLY	8- 20	284	0- 1	153	171	276	276	17	17
DIV. I NON-CONF.	3- 10	278	0- 0	108	136	269	269	16	16
TOTALS	RPI 1-25	RPI 26-50	W-L RECORDS	RPI 51-100	RPI 101-150	RPI 150+			
8- 20	0- 1	0- 2	OVERALL	0- 3	0- 6	8- 8			
7- 7	0- 0	0- 1	HOME	0- 2	0- 1	7- 3			
1- 12	0- 1	0- 1	AWAY	0- 0	0- 5	1- 5			
0- 1	0- 0	0- 0	NEUTRAL	0- 1	0- 0	0- 0			
3- 10	0- 1	0- 2	NON-CONFERENCE	0- 3	0- 1	3- 3			
3- 4	0- 0	0- 1	HOME	0- 2	0- 0	3- 1			
0- 5	0- 1	0- 1	AWAY	0- 0	0- 1	0- 2			
0- 1	0- 0	0- 0	NEUTRAL	0- 1	0- 0	0- 0			
5- 10	0- 0	0- 0	CONFERENCE	0- 0	0- 5	5- 5			
4- 3	0- 0	0- 0	HOME	0- 0	0- 1	4- 2			
1- 7	0- 0	0- 0	AWAY	0- 0	0- 4	1- 3			
0- 0	0- 0	0- 0	NEUTRAL	0- 0	0- 0	0- 0			

RPI 1-25				RPI 26-50				RPI 51-100				RPI 101+ Team's RPI: 276			
RPI	S	Opponent	Score	RPI	S	Opponent	Score	RPI	S	Opponent	Score	RPI	S	Opponent	Score
18	A	UCF	48 70	39	H	Ohio	58 109	58	N	Virginia Tech	57 85	107	A	VCU	37 58
				46	A	Quinnipiac	48 65	64	H	Drexel	35 58	107	H	VCU	43 68
								93	H	Georgetown	53 73	111	A	Fordham	48 60
												122	A	Dayton	50 71
												135	A	Duquesne	54 80
												142	A	Wake Forest	48 62
												158	A	Davidson	55 78
												171	A	William & Mary	55 65
												178	A	Saint Louis	48 78
												192	H	UMES	57 55
												196	H	George Mason	52 67
												220	H	Howard	67 60
												227	A	Massachusetts	38 64
												227	H	Massachusetts	62 58
												238	H	Saint Joseph's	46 45
												252	H	Rhode Island	60 66
												259	H	St. Bonaventure	57 49
												288	A	La Salle	74 60
												288	H	La Salle	56 51
												293	H	Fairfield	40 58
												298	H	UNC Greensboro	59 48
												305	A	Fla. Atlantic	55 69
LAST 12 Division I GAMES:															
227	A	Massachusetts	38 64	122	A	Dayton	50 71								
288	H	La Salle	56 51	227	H	Massachusetts	62 58								
196	H	George Mason	52 67	288	A	La Salle	74 60								
178	A	Saint Louis	48 78	238	H	Saint Joseph's	46 45								
259	H	St. Bonaventure	57 49	135	A	Duquesne	54 80								
107	A	VCU	37 58	158	A	Davidson	55 78								

Non-Div I Games:

Richmond

■ Loss,
■ Non-Conf, S Site,
■ Home
■ Away
N Neutral

Average RPI Win: 263	WON-LOST	WINNING	LAST 10	STRENGTH OF	OPP. STRENGTH	TEAM	ADJ.	CONF.	ADJ CONF.
Average RPI Loss: 152	RECORD	PCT. RANK	GAMES	SCHEDULE	OF SCHEDULE	RPI	RPI	RPI	RPI
DIV. I ONLY	17- 11	113	0- 1	258	262	177	177	26	26
DIV. I NON-CONF.	4- 7	228	0- 1	223	208	244	244	27	27
TOTALS	RPI 1-25	RPI 26-50	W-L RECORDS	RPI 51-100	RPI 101-150	RPI 150+			
17- 11	0- 0	0- 3	OVERALL	0- 2	2- 1	15- 5			
8- 6	0- 0	0- 1	HOME	0- 2	1- 0	7- 3			
9- 4	0- 0	0- 2	AWAY	0- 0	1- 0	8- 2			
0- 1	0- 0	0- 0	NEUTRAL	0- 0	0- 1	0- 0			
4- 7	0- 0	0- 1	NON-CONFERENCE	0- 2	0- 1	4- 3			
2- 3	0- 0	0- 0	HOME	0- 2	0- 0	2- 1			
2- 3	0- 0	0- 1	AWAY	0- 0	0- 0	2- 2			
0- 1	0- 0	0- 0	NEUTRAL	0- 0	0- 1	0- 0			
13- 4	0- 0	0- 2	CONFERENCE	0- 0	2- 0	11- 2			
6- 3	0- 0	0- 1	HOME	0- 0	1- 0	5- 2			
7- 1	0- 0	0- 1	AWAY	0- 0	1- 0	6- 0			
0- 0	0- 0	0- 0	NEUTRAL	0- 0	0- 0	0- 0			

RPI 1-25				RPI 26-50				RPI 51-100				RPI 101+ Team's RPI: 177			
RPI	S	Opponent	Score	RPI	S	Opponent	Score	RPI	S	Opponent	Score	RPI	S	Opponent	Score
				46	A	Quinnipiac	56 72	66	H	Princeton	65 89	117	N	Boston College	61 112
				46	H	Quinnipiac	60 66	93	H	Georgetown	49 79	129	A	Marist	68 58
				48	A	Bucknell	59 80					129	H	Marist	70 64
												191	A	Holy Cross	61 71
												228	H	Navy	60 66
												234	A	Monmouth	55 43
												234	H	Monmouth	65 50
												237	H	Mt. St. Mary's	85 67
												238	A	Saint Joseph's	56 54
												250	A	Binghamton	62 57
												267	A	Niagara	79 64
												269	A	Siena	55 52
												269	H	Siena	77 54
												277	A	Manhattan	73 63
												277	H	Manhattan	57 60
												278	H	Canisius	49 62
												283	A	Vermont	49 54
												293	H	Fairfield	62 59
												319	H	NJIT	67 46
												324	A	Iona	66 58
												324	H	Iona	75 64
												342	A	Saint Peter's	78 43
												342	H	Saint Peter's	60 38
LAST 12 Division I GAMES:															
				117	N	Boston College	61 112	324	H	Iona	75 64				
				269	H	Siena	77 54	129	H	Marist	70 64				
				267	A	Niagara	79 64	234	H	Monmouth	65 50				
				46	H	Quinnipiac	60 66	46	A	Quinnipiac	56 72				
				277	H	Manhattan	57 60	129	A	Marist	68 58				
				342	A	Saint Peter's	78 43	278	H	Canisius	49 62				

Non-Div I Games:

Rider

■ Loss,
 ■ Non-Conf,
 S Site,
 ■ Home
 ■ Away
 N Neutral

Average RPI Win:	298	WON-LOST	WINNING	LAST 10	STRENGTH OF	OPP. STRENGTH	TEAM	ADJ.	CONF.	ADJ CONF.
Average RPI Loss:	141	RECORD	PCT. RANK	GAMES	SCHEDULE	OF SCHEDULE	RPI	RPI	RPI	RPI
DIV. I ONLY	16- 9	97	0- 1	329	302	197	197	31	31	
DIV. I NON-CONF.	2- 8	293	0- 1	241	80	316	316	31	31	
TOTALS	RPI 1-25	RPI 26-50	W-L RECORDS	RPI 51-100	RPI 101-150	RPI 150+				
16- 9	0- 1	0- 1	OVERALL	0- 1	0- 2	16- 4				
10- 3	0- 0	0- 1	HOME	0- 1	0- 0	10- 1				
6- 5	0- 1	0- 0	AWAY	0- 0	0- 2	6- 2				
0- 1	0- 0	0- 0	NEUTRAL	0- 0	0- 0	0- 1				
2- 8	0- 1	0- 1	NON-CONFERENCE	0- 1	0- 2	2- 3				
2- 3	0- 0	0- 1	HOME	0- 1	0- 0	2- 1				
0- 4	0- 1	0- 0	AWAY	0- 0	0- 2	0- 1				
0- 1	0- 0	0- 0	NEUTRAL	0- 0	0- 0	0- 1				
14- 1	0- 0	0- 0	CONFERENCE	0- 0	0- 0	14- 1				
8- 0	0- 0	0- 0	HOME	0- 0	0- 0	8- 0				
6- 1	0- 0	0- 0	AWAY	0- 0	0- 0	6- 1				
0- 0	0- 0	0- 0	NEUTRAL	0- 0	0- 0	0- 0				

RPI 1-25				RPI 26-50				RPI 51-100				RPI 101+ Team's RPI: 197			
RPI	S	Opponent	Score	RPI	S	Opponent	Score	RPI	S	Opponent	Score	RPI	S	Opponent	Score
8	A	Iowa	63 92	37	H	James Madison	36 59	77	H	Kent St.	46 54	108	A	Loyola Marymount	53 61
												119	A	Youngstown St.	59 69
												209	N	SMU	55 60
												217	H	Sacred Heart	64 46
												223	A	Bowling Green	60 61
												230	A	Saint Francis (PA)	66 60
												237	A	Mt. St. Mary's	55 61
												237	H	Mt. St. Mary's	70 58
												252	H	Rhode Island	41 46
												262	A	St. Francis Brooklyn	75 56
												262	H	St. Francis Brooklyn	74 57
												288	H	La Salle	67 39
												299	A	Bryant	60 57
												299	H	Bryant	59 56
												310	H	Wagner	69 46
												318	A	Central Conn. St.	64 57
												318	H	Central Conn. St.	60 40
												343	H	Delaware St.	64 63
												346	A	LIU Brooklyn	89 37
												346	H	LIU Brooklyn	71 54
												347	A	Fairleigh Dickinson	63 43
												347	H	Fairleigh Dickinson	71 49
LAST 12 Division I GAMES:															
108	A	Loyola Marymount	53 61	299	H	Bryant	59 56								
346	H	LIU Brooklyn	71 54	347	A	Fairleigh Dickinson	63 43								
262	H	St. Francis Brooklyn	74 57	217	H	Sacred Heart	64 46								
230	A	Saint Francis (PA)	66 60	310	H	Wagner	69 46								
237	A	Mt. St. Mary's	55 61	318	A	Central Conn. St.	64 57								
318	H	Central Conn. St.	60 40	299	A	Bryant	60 57								

Non-Div I Games: Pitt.-Johnstown 73 53

Robert Morris

■ Loss,
 ■ Non-Conf,
 ■ S Site,
 ■ H Home
 ■ A Away
 N Neutral

Average RPI Win: 140		WON-LOST	WINNING	LAST 10	STRENGTH OF	OPP. STRENGTH	TEAM	ADJ.	CONF.	ADJ CONF.
Average RPI Loss: 42	RECORD	PCT. RANK	GAMES	SCHEDULE	OF SCHEDULE	RPI	RPI	RPI	RPI	
DIV. I ONLY	20- 8	59	1- 0	28	66	26	26	4	4	
DIV. I NON-CONF.	8- 3	72	1- 1	80	131	53	53	6	6	
<hr/>										
TOTALS	RPI 1-25	RPI 26-50		W-L RECORDS		RPI 51-100	RPI 101-150	RPI 150+		
20- 8	1- 4	1- 1		OVERALL		6- 2	4- 1	8- 0		
13- 2	0- 1	1- 0		HOME		3- 1	3- 0	6- 0		
6- 4	1- 1	0- 1		AWAY		3- 1	1- 1	1- 0		
1- 2	0- 2	0- 0		NEUTRAL		0- 0	0- 0	1- 0		
8- 3	0- 2	0- 0		NON-CONFERENCE		2- 1	0- 0	6- 0		
6- 0	0- 0	0- 0		HOME		1- 0	0- 0	5- 0		
1- 1	0- 0	0- 0		AWAY		1- 1	0- 0	0- 0		
1- 2	0- 2	0- 0		NEUTRAL		0- 0	0- 0	1- 0		
12- 5	1- 2	1- 1		CONFERENCE		4- 1	4- 1	2- 0		
7- 2	0- 1	1- 0		HOME		2- 1	3- 0	1- 0		
5- 3	1- 1	0- 1		AWAY		2- 0	1- 1	1- 0		
0- 0	0- 0	0- 0		NEUTRAL		0- 0	0- 0	0- 0		

RPI	S	Opponent	Score	RPI	S	Opponent	Score	RPI	S	Opponent	Score	RPI	S	Opponent	Score
8	A	Iowa	66 72	40	H	Michigan St.	76 62	51	A	Indiana	69 61	105	A	Minnesota	46 60
13	N	Gonzaga	40 57	44	A	Michigan	76 86	51	H	Indiana	69 64	105	H	Minnesota	60 54
14	A	Maryland	73 65					58	A	Virginia Tech	51 67	112	H	Northwestern	45 41
14	H	Maryland	48 62					61	H	LSU	57 43	127	A	Penn St.	69 61
23	N	Drake	59 69					72	H	Ohio St.	39 59	127	H	Penn St.	74 61
								81	H	Purdue	65 63	151	H	Stony Brook	61 47
								83	A	Harvard	60 49	189	H	Wisconsin	73 53
								87	A	Nebraska	62 56	213	A	Illinois	71 60
												230	H	Saint Francis (PA)	96 52
												245	H	Albany (NY)	65 39
												248	N	ETSU	68 44
												272	H	Brown	73 52
												318	H	Central Conn. St.	73 44
LAST 12 Division I GAMES:															
248	N	ETSU	68 44	72	H	Ohio St.	39 59	14	H	Maryland	48 62	105	A	Minnesota	46 60
13	N	Gonzaga	40 57	51	H	Indiana	69 64	127	A	Penn St.	69 61	8	A	Iowa	66 72
189	H	Wisconsin	73 53	51	H	Indiana	69 64								
44	A	Michigan	76 86	127	A	Penn St.	69 61								
51	A	Indiana	69 61												

Non-Div I Games:

Rutgers

■ Loss,
■ Non-Conf,
■ S Site,
■ H Home
■ A Away
N Neutral

SFA										
Average RPI Win:	240	WON-LOST	WINNING	LAST 10	STRENGTH OF	OPP. STRENGTH	TEAM	ADJ.	CONF.	ADJ CONF.
Average RPI Loss:	114	RECORD	PCT. RANK	GAMES	SCHEDULE	OF SCHEDULE	RPI	RPI	RPI	RPI
DIV. I ONLY	20- 4	17	0- 1	279	259	79	79	25	25	
DIV. I NON-CONF.	6- 3	91	0- 1	84	165	62	62	23	23	
<hr/>										
TOTALS	RPI 1-25	RPI 26-50	W-L RECORDS	RPI 51-100	RPI 101-150	RPI 150+				
20- 4	0- 1	0- 0	OVERALL	1- 1	3- 1	16- 1				
12- 0	0- 0	0- 0	HOME	1- 0	3- 0	8- 0				
7- 4	0- 1	0- 0	AWAY	0- 1	0- 1	7- 1				
1- 0	0- 0	0- 0	NEUTRAL	0- 0	0- 0	1- 0				
6- 3	0- 1	0- 0	NON-CONFERENCE	0- 1	3- 1	3- 0				
5- 0	0- 0	0- 0	HOME	0- 0	3- 0	2- 0				
0- 3	0- 1	0- 0	AWAY	0- 1	0- 1	0- 0				
1- 0	0- 0	0- 0	NEUTRAL	0- 0	0- 0	1- 0				
14- 1	0- 0	0- 0	CONFERENCE	1- 0	0- 0	13- 1				
7- 0	0- 0	0- 0	HOME	1- 0	0- 0	6- 0				
7- 1	0- 0	0- 0	AWAY	0- 0	0- 0	7- 1				
0- 0	0- 0	0- 0	NEUTRAL	0- 0	0- 0	0- 0				

RPI 1-25				RPI 26-50				RPI 51-100 Team's RPI: 79				RPI 101+			
RPI	S	Opponent	Score	RPI	S	Opponent	Score	RPI	S	Opponent	Score	RPI	S	Opponent	Score
17	A	Miami (FL)	60 81					52	A	New Mexico	33 74	116	H	Yale	67 57
								62	H	Lamar University	70 58	137	H	Montana St.	60 53
												144	A	Texas Tech	69 77
												150	H	Tulsa	76 34
												159	A	Abilene Christian	71 55
												173	H	Nicholls St.	70 62
												185	A	Sam Houston St.	78 68
												202	N	Hampton	70 68
												242	H	Texas Southern	74 55
												244	A	A&M-Corpus Christi	44 46
												270	A	Central Ark.	59 53
												270	H	Central Ark.	79 43
												291	H	New Orleans	97 38
												304	A	Incarinate Word	66 56
												304	H	Incarinate Word	65 48
												306	A	Southeastern La.	62 51
												308	H	Morgan St.	69 42
												323	A	McNeese	97 48
												328	A	Northwestern St.	87 67
												328	H	Northwestern St.	84 56
												337	H	Houston Baptist	65 53
<hr/>															
LAST 12 Division I GAMES:															
52	A	New Mexico	33 74	323	A	McNeese	97 48								
116	H	Yale	67 57	62	H	Lamar University	70 58								
270	H	Central Ark.	79 43	337	H	Houston Baptist	65 53								
304	H	Incarinate Word	65 48	185	A	Sam Houston St.	78 68								
244	A	A&M-Corpus Christi	44 46	270	A	Central Ark.	59 53								
328	A	Northwestern St.	87 67	159	A	Abilene Christian	71 55								

Non-Div I Games: Wiley 97 38 Cameron 86 59 Our Lady of the Lak93 77

SFA

Loss, Non-Conf, S Site, H Home A Away N Neutral

SIUE										
Average RPI Win:	273	WON-LOST	WINNING	LAST 10	STRENGTH OF	OPP. STRENGTH	TEAM	ADJ.	CONF.	ADJ CONF.
Average RPI Loss:	169	RECORD	PCT. RANK	GAMES	SCHEDULE	OF SCHEDULE	RPI	RPI	RPI	RPI
DIV. I ONLY	12- 15	204	1- 0	284	281	219	219	22	22	
DIV. I NON-CONF.	4- 6	212	0- 0	312	255	238	238	22	22	

TOTALS	RPI 1-25	RPI 26-50	W-L RECORDS	RPI 51-100	RPI 101-150	RPI 150+				
12- 15	0- 0	0- 1	OVERALL	0- 2	0- 3	12- 9				
6- 3	0- 0	0- 0	HOME	0- 0	0- 2	6- 1				
6- 11	0- 0	0- 1	AWAY	0- 1	0- 1	6- 8				
0- 1	0- 0	0- 0	NEUTRAL	0- 1	0- 0	0- 0				
4- 6	0- 0	0- 1	NON-CONFERENCE	0- 1	0- 0	4- 4				
1- 0	0- 0	0- 0	HOME	0- 0	0- 0	1- 0				
3- 5	0- 0	0- 1	AWAY	0- 0	0- 0	3- 4				
0- 1	0- 0	0- 0	NEUTRAL	0- 1	0- 0	0- 0				
8- 9	0- 0	0- 0	CONFERENCE	0- 1	0- 3	8- 5				
5- 3	0- 0	0- 0	HOME	0- 0	0- 2	5- 1				
3- 6	0- 0	0- 0	AWAY	0- 1	0- 1	3- 4				
0- 0	0- 0	0- 0	NEUTRAL	0- 0	0- 0	0- 0				

RPI 1-25				RPI 26-50				RPI 51-100				RPI 101+ Team's RPI: 219			
RPI	S	Opponent	Score	RPI	S	Opponent	Score	RPI	S	Opponent	Score	RPI	S	Opponent	Score
				27	A	Missouri	36 59	63	A	Belmont	54 87	118	A	UT Martin	55 68
								67	N	Missouri St.	65 68	118	H	UT Martin	48 75
												131	H	Morehead St.	67 73
												154	H	Illinois St.	68 61
												161	A	Tennessee Tech	55 79
												161	H	Tennessee Tech	63 61
												178	A	Saint Louis	56 63
												213	A	Illinois	57 74
												216	A	Jacksonville St.	51 47
												226	A	UMKC	75 80
												232	A	Southeast Mo. St.	58 63
												232	H	Southeast Mo. St.	52 62
												243	A	Loyola Chicago	43 56
												257	A	Austin Peay	65 77
												257	H	Austin Peay	69 68
												265	A	Murray St.	75 81
												265	H	Murray St.	71 54
												287	A	Eastern Ill.	65 56
												287	H	Eastern Ill.	78 62
												302	A	Tennessee St.	66 55
												332	H	Eastern Ky.	74 55
												333	A	Evansville	54 45
												335	A	Purdue Fort Wayne	57 49
												350	A	Chicago St.	82 66
LAST 12 Division I GAMES:															
				161	H	Tennessee Tech	63 61					257	A	Austin Peay	65 77
				63	A	Belmont	54 87					332	H	Eastern Ky.	74 55
				302	A	Tennessee St.	66 55					131	H	Morehead St.	67 73
				118	H	UT Martin	48 75					118	A	UT Martin	55 68
				287	H	Eastern Ill.	78 62					232	A	Southeast Mo. St.	58 63
				265	A	Murray St.	75 81					265	H	Murray St.	71 54

Non-Div I Games: McKendree 64 63

SIUE

■ Loss,
 ■ Non-Conf,
 ■ S Site,
 ■ Home
 ■ A Away
 N Neutral

SMU				STRENGTH OF SCHEDULE	OPP. STRENGTH OF SCHEDULE	TEAM RPI	ADJ. RPI	CONF. RPI	ADJ CONF. RPI
Average RPI Win:	224	WON-LOST RECORD	WINNING PCT. RANK						
Average RPI Loss:	115		LAST 10 GAMES						
DIV. I ONLY	10- 17	249	1- 0	104	129	209	209	9	9
DIV. I NON-CONF.	6- 7	172	1- 0	185	262	230	230	8	8

TOTALS	RPI 1-25	RPI 26-50	W-L RECORDS	RPI 51-100	RPI 101-150	RPI 150+			
10- 17	0- 3	0- 2	OVERALL	0- 3	1- 4	9- 5			
7- 8	0- 1	0- 0	HOME	0- 1	1- 2	6- 4			
1- 9	0- 2	0- 2	AWAY	0- 2	0- 2	1- 1			
2- 0	0- 0	0- 0	NEUTRAL	0- 0	0- 0	2- 0			
6- 7	0- 0	0- 2	NON-CONFERENCE	0- 2	0- 1	6- 2			
4- 4	0- 0	0- 0	HOME	0- 1	0- 1	4- 2			
0- 3	0- 0	0- 2	AWAY	0- 1	0- 0	0- 0			
2- 0	0- 0	0- 0	NEUTRAL	0- 0	0- 0	2- 0			
4- 10	0- 3	0- 0	CONFERENCE	0- 1	1- 3	3- 3			
3- 4	0- 1	0- 0	HOME	0- 0	1- 1	2- 2			
1- 6	0- 2	0- 0	AWAY	0- 1	0- 2	1- 1			
0- 0	0- 0	0- 0	NEUTRAL	0- 0	0- 0	0- 0			

RPI 1-25				RPI 26-50				RPI 51-100				RPI 101+ Team's RPI: 209			
RPI	S	Opponent	Score	RPI	S	Opponent	Score	RPI	S	Opponent	Score	RPI	S	Opponent	Score
6	A	UConn	39 79	32	A	Rice	52 66	84	A	Cincinnati	57 69	102	A	Houston	68 69
18	A	UCF	43 55	41	A	TCU	63 65	85	H	UT Arlington	41 66	102	H	Houston	61 72
18	H	UCF	54 66					100	A	Northern Colo.	57 58	125	H	South Fla.	46 44
												130	H	Oklahoma	61 77
												150	A	Tulsa	35 49
												153	H	Alabama	61 62
												164	A	Tulane	64 60
												164	H	Tulane	43 61
												169	H	Temple	53 52
												176	H	North Texas	73 66
												197	N	Robert Morris	60 55
												221	H	East Carolina	54 64
												247	A	Wichita St.	42 53
												247	H	Wichita St.	78 50
												254	N	Northern Ariz.	55 48
												263	H	CSU Bakersfield	49 43
												306	H	Southeastern La.	62 63
												316	H	La.-Monroe	49 38
												327	H	Mississippi Val.	62 47
LAST 12 Division I GAMES:															
254	N	Northern Ariz.	55 48	150	A	Tulsa	35 49								
164	A	Tulane	64 60	102	A	Houston	68 69								
169	H	Temple	53 52	125	H	South Fla.	46 44								
247	A	Wichita St.	42 53	6	A	UConn	39 79								
221	H	East Carolina	54 64	18	A	UCF	43 55								
18	H	UCF	54 66	247	H	Wichita St.	78 50								

Non-Div I Games:

SMU

■ Loss,
 ■ Non-Conf,
 ■ S Site,
 ■ Home
 ■ A Away
 N Neutral

Average RPI Win:	265	WON-LOST	WINNING	LAST 10	STRENGTH OF	OPP. STRENGTH	TEAM	ADJ.	CONF.	ADJ CONF.
Average RPI Loss:	132	RECORD	PCT. RANK	GAMES	SCHEDULE	OF SCHEDULE	RPI	RPI	RPI	RPI
DIV. I ONLY	9- 15	246	1- 0	209	194	256	256	16	16	
DIV. I NON-CONF.	3- 4	199	1- 0	149	266	213	213	12	12	
TOTALS	RPI 1-25	RPI 26-50	W-L RECORDS	RPI 51-100	RPI 101-150	RPI 150+				
9- 15	0- 0	0- 0	OVERALL	0- 6	0- 5	9- 4				
4- 8	0- 0	0- 0	HOME	0- 2	0- 3	4- 3				
3- 6	0- 0	0- 0	AWAY	0- 3	0- 2	3- 1				
2- 1	0- 0	0- 0	NEUTRAL	0- 1	0- 0	2- 0				
3- 4	0- 0	0- 0	NON-CONFERENCE	0- 3	0- 0	3- 1				
1- 2	0- 0	0- 0	HOME	0- 1	0- 0	1- 1				
0- 1	0- 0	0- 0	AWAY	0- 1	0- 0	0- 0				
2- 1	0- 0	0- 0	NEUTRAL	0- 1	0- 0	2- 0				
6- 11	0- 0	0- 0	CONFERENCE	0- 3	0- 5	6- 3				
3- 6	0- 0	0- 0	HOME	0- 1	0- 3	3- 2				
3- 5	0- 0	0- 0	AWAY	0- 2	0- 2	3- 1				
0- 0	0- 0	0- 0	NEUTRAL	0- 0	0- 0	0- 0				

RPI S	Opponent	Score	RPI S	Opponent	Score	RPI S	Opponent	Score	RPI S	Opponent	Score	Team's RPI: 256
						52	A New Mexico	63 85	109	A Idaho St.	43 73	
						76	A Idaho	66 104	109	H Idaho St.	42 56	
						86	H UC Davis	60 109	137	H Montana St.	53 69	
						94	N Pepperdine	97 113	138	A Portland St.	58 74	
						100	A Northern Colo.	69 82	138	H Portland St.	57 75	
						100	H Northern Colo.	61 71	168	H Montana	86 88	
									181	A Eastern Wash.	73 70	
									181	H Eastern Wash.	62 71	
									202	N Hampton	65 61	
									213	N Illinois	109 107	
									239	H San Francisco	75 86	
									254	A Northern Ariz.	69 71	
									254	H Northern Ariz.	65 61	
									286	A Southern Utah	75 69	
									286	H Southern Utah	77 76	
									317	H Cal Poly	88 85	
									322	A Weber St.	78 69	
									322	H Weber St.	77 62	
LAST 12 Division I GAMES:												
			202	N Hampton	65 61	100	H Northern Colo.	61 71				
			181	H Eastern Wash.	62 71	138	A Portland St.	58 74				
			138	H Portland St.	57 75	322	H Weber St.	77 62				
			322	A Weber St.	78 69	109	H Idaho St.	42 56				
			254	A Northern Ariz.	69 71	181	A Eastern Wash.	73 70				
			286	A Southern Utah	75 69	76	A Idaho	66 104				

Non-Div I Games: Antelope Valley 86 80

Sacramento St.

Average RPI Win: 298		WON-LOST	WINNING	LAST 10	STRENGTH OF	OPP. STRENGTH	TEAM	ADJ.	CONF.	ADJ CONF.
Average RPI Loss: 196		RECORD	PCT. RANK	GAMES	SCHEDULE	OF SCHEDULE	RPI	RPI	RPI	RPI
DIV. I ONLY		15- 11	134	1- 0	330	336	217	217	31	31
DIV. I NON-CONF.		4- 7	228	0- 0	213	250	219	219	31	31
TOTALS		RPI 1-25	RPI 26-50	W-L RECORDS	RPI 51-100	RPI 101-150	RPI 150+			
15- 11	0- 1		0- 0	OVERALL	0- 0	0- 2	15- 8			
7- 4	0- 0		0- 0	HOME	0- 0	0- 0	7- 4			
8- 7	0- 1		0- 0	AWAY	0- 0	0- 2	8- 4			
0- 0	0- 0		0- 0	NEUTRAL	0- 0	0- 0	0- 0			
4- 7	0- 1		0- 0	NON-CONFERENCE	0- 0	0- 2	4- 4			
1- 3	0- 0		0- 0	HOME	0- 0	0- 0	1- 3			
3- 4	0- 1		0- 0	AWAY	0- 0	0- 2	3- 1			
0- 0	0- 0		0- 0	NEUTRAL	0- 0	0- 0	0- 0			
11- 4	0- 0		0- 0	CONFERENCE	0- 0	0- 0	11- 4			
6- 1	0- 0		0- 0	HOME	0- 0	0- 0	6- 1			
5- 3	0- 0		0- 0	AWAY	0- 0	0- 0	5- 3			
0- 0	0- 0		0- 0	NEUTRAL	0- 0	0- 0	0- 0			

[illegible]

Non-Div I Games:

Sacred Heart

■ Loss, ■ Non-Conf, S Site, H Home A Away N Neutral

Average RPI Win:	282	WON-LOST	WINNING	LAST 10	STRENGTH OF	OPP. STRENGTH	TEAM	ADJ.	CONF.	ADJ CONF.
Average RPI Loss:	167	RECORD	PCT. RANK	GAMES	SCHEDULE	OF SCHEDULE	RPI	RPI	RPI	RPI
DIV. I ONLY	12- 14	197	0- 1	237	303	230	230	31	31	
DIV. I NON-CONF.	2- 9	297	0- 1	40	87	204	204	31	31	
TOTALS	RPI 1-25	RPI 26-50	W-L RECORDS	RPI 51-100	RPI 101-150	RPI 150+				
12- 14	0- 1	0- 1	OVERALL	0- 2	1- 3	11- 7				
8- 4	0- 0	0- 0	HOME	0- 1	1- 1	7- 2				
4- 8	0- 1	0- 1	AWAY	0- 0	0- 2	4- 4				
0- 2	0- 0	0- 0	NEUTRAL	0- 1	0- 0	0- 1				
2- 9	0- 1	0- 1	NON-CONFERENCE	0- 2	1- 3	1- 2				
1- 2	0- 0	0- 0	HOME	0- 1	1- 1	0- 0				
1- 5	0- 1	0- 1	AWAY	0- 0	0- 2	1- 1				
0- 2	0- 0	0- 0	NEUTRAL	0- 1	0- 0	0- 1				
10- 5	0- 0	0- 0	CONFERENCE	0- 0	0- 0	10- 5				
7- 2	0- 0	0- 0	HOME	0- 0	0- 0	7- 2				
3- 3	0- 0	0- 0	AWAY	0- 0	0- 0	3- 3				
0- 0	0- 0	0- 0	NEUTRAL	0- 0	0- 0	0- 0				

RPI 1-25				RPI 26-50				RPI 51-100				RPI 101+ Team's RPI: 230			
RPI	S	Opponent	Score	RPI	S	Opponent	Score	RPI	S	Opponent	Score	RPI	S	Opponent	Score
2	A	Baylor	58 116	26	A	Rutgers	52 96	56	N	Boise St.	64 78	119	A	Youngstown St.	56 80
								70	H	FGCU	69 83	124	A	Pittsburgh	75 78
												131	H	Morehead St.	89 83
												135	H	Duquesne	73 93
												168	N	Montana	77 79
												197	H	Robert Morris	60 66
												212	A	Liberty	53 82
												217	H	Sacred Heart	85 68
												237	A	Mt. St. Mary's	83 72
												237	H	Mt. St. Mary's	68 66
												262	A	St. Francis Brooklyn	65 78
												262	H	St. Francis Brooklyn	86 84
												299	A	Bryant	63 66
												299	H	Bryant	78 66
												310	H	Wagner	107 70
												318	A	Central Conn. St.	62 73
												318	H	Central Conn. St.	83 68
												336	A	Longwood	91 88
												346	A	LIU Brooklyn	80 66
												346	H	LIU Brooklyn	69 75
												347	A	Fairleigh Dickinson	77 65
												347	H	Fairleigh Dickinson	75 64
LAST 12 Division I GAMES:															
				168	N	Montana	77 79					318	H	Central Conn. St.	83 68
				262	H	St. Francis Brooklyn	86 84					237	A	Mt. St. Mary's	83 72
				346	H	LIU Brooklyn	69 75					310	H	Wagner	107 70
				197	H	Robert Morris	60 66					217	H	Sacred Heart	85 68
				347	A	Fairleigh Dickinson	77 65					299	A	Bryant	63 66
				299	H	Bryant	78 66					318	A	Central Conn. St.	62 73

Non-Div I Games: Seton Hill 86 74

Saint Francis (PA)

■ Loss,
 ■ Non-Conf,
 ■ S Site,
 ■ Home
 ■ A Away
 N Neutral

Saint Joseph's

Through Games Of Feb. 28, 2019

Average RPI Win:	244	WON-LOST	WINNING	LAST 10	STRENGTH OF	OPP. STRENGTH	TEAM	ADJ.	CONF.	ADJ CONF.
Average RPI Loss:	137	RECORD	PCT. RANK	GAMES	SCHEDULE	OF SCHEDULE	RPI	RPI	RPI	RPI
DIV. I ONLY	11- 17	234	1- 0	203	164	238	238	17	17	
DIV. I NON-CONF.	4- 9	252	1- 0	147	170	250	250	16	16	
TOTALS	RPI 1-25	RPI 26-50	W-L RECORDS	RPI 51-100	RPI 101-150	RPI 150+				
11- 17	0- 0	0- 2	OVERALL	0- 2	0- 7	11- 6				
7- 8	0- 0	0- 2	HOME	0- 0	0- 3	7- 3				
4- 9	0- 0	0- 0	AWAY	0- 2	0- 4	4- 3				
0- 0	0- 0	0- 0	NEUTRAL	0- 0	0- 0	0- 0				
4- 9	0- 0	0- 2	NON-CONFERENCE	0- 2	0- 2	4- 3				
3- 5	0- 0	0- 2	HOME	0- 0	0- 1	3- 2				
1- 4	0- 0	0- 0	AWAY	0- 2	0- 1	1- 1				
0- 0	0- 0	0- 0	NEUTRAL	0- 0	0- 0	0- 0				
7- 8	0- 0	0- 0	CONFERENCE	0- 0	0- 5	7- 3				
4- 3	0- 0	0- 0	HOME	0- 0	0- 2	4- 1				
3- 5	0- 0	0- 0	AWAY	0- 0	0- 3	3- 2				
0- 0	0- 0	0- 0	NEUTRAL	0- 0	0- 0	0- 0				

RPI S	Opponent	Score	RPI S	Opponent	Score	RPI S	Opponent	Score	RPI S	Opponent	Score	Team's RPI: 238
47	H Villanova	35 47	64	A Drexel	34 51	107	A VCU	40 59				
50	H Auburn	70 81	73	A Penn	45 65	107	H VCU	47 65				
						110	H Towson	52 73				
						122	A Dayton	65 72				
						135	A Duquesne	73 81				
						135	H Duquesne	56 67				
						148	A Delaware	39 48				
						158	H Davidson	66 54				
						169	H Temple	52 58				
						177	H Rider	54 56				
						178	H Saint Louis	49 62				
						195	A George Washington	41 38				
						196	A George Mason	59 68				
						217	A Sacred Heart	61 44				
						227	H Massachusetts	55 54				
						228	A Navy	48 49				
						233	H Columbia	68 61				
						252	A Rhode Island	55 48				
						259	H St. Bonaventure	66 41				
						267	H Niagara	68 54				
						276	A Richmond	45 46				
						288	A La Salle	64 63				
						288	H La Salle	60 57				
						296	H Loyola Maryland	49 46				
LAST 12 Division I GAMES:												
296	H Loyola Maryland	49 46	195	A George Washington	41 38							
196	A George Mason	59 68	158	H Davidson	66 54							
252	A Rhode Island	55 48	107	H VCU	47 65							
135	H Duquesne	56 67	122	A Dayton	65 72							
288	A La Salle	64 63	276	A Richmond	45 46							
227	H Massachusetts	55 54	288	H La Salle	60 57							

Non-Div I Games:

Saint Joseph's

■ Loss,
 ■ Non-Conf,
 ■ S Site,
 ■ Home
 ■ A Away
 N Neutral

Average RPI Win:	209	WON-LOST	WINNING	LAST 10	STRENGTH OF	OPP. STRENGTH	TEAM	ADJ.	CONF.	ADJ CONF.
Average RPI Loss:	133	RECORD	PCT. RANK	GAMES	SCHEDULE	OF SCHEDULE	RPI	RPI	RPI	RPI
DIV. I ONLY	14- 14	171	1- 0	180	122	178	178	17	17	
DIV. I NON-CONF.	5- 8	224	1- 0	212	38	216	216	16	16	
TOTALS	RPI 1-25	RPI 26-50	W-L RECORDS	RPI 51-100	RPI 101-150	RPI 150+				
14- 14	0- 1	0- 1	OVERALL	0- 1	5- 5	9- 6				
8- 6	0- 1	0- 1	HOME	0- 1	3- 1	5- 2				
6- 6	0- 0	0- 0	AWAY	0- 0	2- 3	4- 3				
0- 2	0- 0	0- 0	NEUTRAL	0- 0	0- 1	0- 1				
5- 8	0- 1	0- 1	NON-CONFERENCE	0- 1	2- 2	3- 3				
2- 4	0- 1	0- 1	HOME	0- 1	1- 0	1- 1				
3- 2	0- 0	0- 0	AWAY	0- 0	1- 1	2- 1				
0- 2	0- 0	0- 0	NEUTRAL	0- 0	0- 1	0- 1				
9- 6	0- 0	0- 0	CONFERENCE	0- 0	3- 3	6- 3				
6- 2	0- 0	0- 0	HOME	0- 0	2- 1	4- 1				
3- 4	0- 0	0- 0	AWAY	0- 0	1- 2	2- 2				
0- 0	0- 0	0- 0	NEUTRAL	0- 0	0- 0	0- 0				

RPI 1-25				RPI 26-50				RPI 51-100				RPI 101+ Team's RPI: 178			
RPI	S	Opponent	Score	RPI	S	Opponent	Score	RPI	S	Opponent	Score	RPI	S	Opponent	Score
6	H	UConn	42 98	27	H	Missouri	62 74	84	H	Cincinnati	50 51	101	A	Virginia	67 65
												107	A	VCU	47 57
												107	H	VCU	76 60
												111	A	Fordham	51 54
												111	H	Fordham	53 56
												116	N	Yale	52 58
												122	H	Dayton	68 65
												135	A	Duquesne	67 63
												146	H	Southern Ill.	62 58
												150	A	Tulsa	75 86
												154	A	Illinois St.	67 72
												158	A	Davidson	57 60
												170	N	Chattanooga	61 71
												187	H	Indiana St.	56 60
												195	H	George Washington	60 44
												196	H	George Mason	60 53
												219	H	SIUE	63 56
												227	A	Massachusetts	66 70
												238	A	Saint Joseph's	62 49
												252	H	Rhode Island	56 68
												259	A	St. Bonaventure	62 45
												276	H	Richmond	78 48
												288	H	La Salle	69 58
												305	A	Fla. Atlantic	93 61
												332	A	Eastern Ky.	70 43
LAST 12 Division I GAMES:															
305	A	Fla. Atlantic	93 61	111	A	Fordham	51 54	195	H	George Washington	60 44	107	H	VCU	76 60
107	H	VCU	76 60	196	H	George Mason	60 53	107	A	VCU	47 57	158	A	Davidson	57 60
158	A	Davidson	57 60	107	A	VCU	47 57	122	H	Dayton	68 65	276	H	Richmond	78 48
276	H	Richmond	78 48	122	H	Dayton	68 65	259	A	St. Bonaventure	62 45	135	A	Duquesne	67 63
135	A	Duquesne	67 63	259	A	St. Bonaventure	62 45					288	H	La Salle	69 58
288	H	La Salle	69 58												

Non-Div I Games:

Saint Louis

■ Loss,
 ■ Non-Conf,
 ■ S Site,
 ■ Home
 ■ A Away
 N Neutral

Saint Mary's (CA)

Through Games Of Feb. 28, 2019

Average RPI Win:	178	WON-LOST	WINNING	LAST 10	STRENGTH OF	OPP. STRENGTH	TEAM	ADJ.	CONF.	ADJ CONF.
Average RPI Loss:	50	RECORD	PCT. RANK	GAMES	SCHEDULE	OF SCHEDULE	RPI	RPI	RPI	RPI
DIV. I ONLY	18- 10	93	1- 0	64	82	55	55	8	8	
DIV. I NON-CONF.	7- 4	108	1- 0	60	50	54	54	7	7	
TOTALS	RPI 1-25	RPI 26-50	W-L RECORDS	RPI 51-100	RPI 101-150	RPI 150+				
18- 10	0- 4	1- 2	OVERALL	3- 3	2- 1	12- 0				
8- 4	0- 2	0- 2	HOME	2- 0	1- 0	5- 0				
8- 6	0- 2	1- 0	AWAY	0- 3	1- 1	6- 0				
2- 0	0- 0	0- 0	NEUTRAL	1- 0	0- 0	1- 0				
7- 4	0- 2	0- 1	NON-CONFERENCE	2- 1	1- 0	4- 0				
2- 2	0- 1	0- 1	HOME	1- 0	0- 0	1- 0				
3- 2	0- 1	0- 0	AWAY	0- 1	1- 0	2- 0				
2- 0	0- 0	0- 0	NEUTRAL	1- 0	0- 0	1- 0				
11- 6	0- 2	1- 1	CONFERENCE	1- 2	1- 1	8- 0				
6- 2	0- 1	0- 1	HOME	1- 0	1- 0	4- 0				
5- 4	0- 1	1- 0	AWAY	0- 2	0- 1	4- 0				
0- 0	0- 0	0- 0	NEUTRAL	0- 0	0- 0	0- 0				

RPI 1-25				RPI 26-50				RPI 51-100 Team's RPI: 55				RPI 101+			
RPI	S	Opponent	Score	RPI	S	Opponent	Score	RPI	S	Opponent	Score	RPI	S	Opponent	Score
5	H	Oregon	55 79	30	A	BYU	78 75	54	H	Wyoming	90 84	108	A	Loyola Marymount	56 69
13	A	Gonzaga	62 74	30	H	BYU	73 74	86	A	UC Davis	74 76	108	H	Loyola Marymount	86 62
13	H	Gonzaga	52 66	38	H	California	78 81	89	N	Old Dominion	83 65	145	A	Washington St.	70 64
20	A	Oregon St.	56 89					94	A	Pepperdine	72 77	165	A	Santa Clara	83 59
								94	H	Pepperdine	79 68	165	H	Santa Clara	81 68
								95	A	Pacific	67 76	166	N	Texas St.	89 62
												186	A	Portland	98 91
												186	H	Portland	113 85
												194	H	Milwaukee	73 71
												239	A	San Francisco	80 65
												239	H	San Francisco	88 63
												266	A	San Diego	80 49
												266	H	San Diego	74 60
												300	A	UC Santa Barbara	80 55
												317	A	Cal Poly	69 51
LAST 12 Division I GAMES:															
89	N	Old Dominion	83 65	30	A	BYU	78 75	13	H	Gonzaga	52 66				
94	A	Pepperdine	72 77	186	H	Portland	113 85	108	H	Loyola Marymount	86 62				
108	A	Loyola Marymount	56 69	94	H	Pepperdine	79 68	165	A	Santa Clara	83 59				
239	H	San Francisco	88 63	266	A	San Diego	80 49								

Non-Div I Games:

Saint Mary's (CA)

■ Loss,
 ■ Non-Conf,
 ■ S Site,
 ■ Home
 ■ A Away
 N Neutral

Saint Peter's

Through Games Of Feb. 28, 2019

Average RPI Win:	324	WON-LOST	WINNING	LAST 10	STRENGTH OF	OPP. STRENGTH	TEAM	ADJ.	CONF.	ADJ CONF.
Average RPI Loss:	232	RECORD	PCT. RANK	GAMES	SCHEDULE	OF SCHEDULE	RPI	RPI	RPI	RPI
DIV. I ONLY	6- 22	311	0- 1	346	313	342	342	26	26	
DIV. I NON-CONF.	5- 6	177	0- 0	340	344	303	303	27	27	
TOTALS	RPI 1-25	RPI 26-50	W-L RECORDS	RPI 51-100	RPI 101-150	RPI 150+				
6- 22	0- 0	0- 1	OVERALL	0- 0	0- 4	6- 17				
4- 9	0- 0	0- 0	HOME	0- 0	0- 1	4- 8				
2- 13	0- 0	0- 1	AWAY	0- 0	0- 3	2- 9				
0- 0	0- 0	0- 0	NEUTRAL	0- 0	0- 0	0- 0				
5- 6	0- 0	0- 0	NON-CONFERENCE	0- 0	0- 3	5- 3				
4- 1	0- 0	0- 0	HOME	0- 0	0- 0	4- 1				
1- 5	0- 0	0- 0	AWAY	0- 0	0- 3	1- 2				
0- 0	0- 0	0- 0	NEUTRAL	0- 0	0- 0	0- 0				
1- 16	0- 0	0- 1	CONFERENCE	0- 0	0- 1	1- 14				
0- 8	0- 0	0- 0	HOME	0- 0	0- 1	0- 7				
1- 8	0- 0	0- 1	AWAY	0- 0	0- 0	1- 7				
0- 0	0- 0	0- 0	NEUTRAL	0- 0	0- 0	0- 0				

RPI 1-25			RPI 26-50			RPI 51-100			RPI 101+ Team's RPI: 342		
RPI	S	Opponent	Score	RPI	S	Opponent	Score	RPI	S	Opponent	Score
				46	A	Quinnipiac	45 90				
								116	A	Yale	56 72
								117	A	Boston College	57 89
								129	H	Marist	42 62
								139	A	Seton Hall	47 90
								177	A	Rider	38 60
								177	H	Rider	43 78
								234	A	Monmouth	50 70
								258	H	Cal St. Fullerton	45 69
								262	A	St. Francis Brooklyn	70 74
								267	A	Niagara	57 81
								267	H	Niagara	66 75
								269	A	Siena	46 50
								269	H	Siena	57 84
								277	A	Manhattan	46 62
								277	H	Manhattan	44 62
								278	A	Canisius	59 78
								278	H	Canisius	62 75
								293	A	Fairfield	68 65
								293	H	Fairfield	61 69
								310	H	Wagner	69 57
								319	H	NJIT	70 57
								321	A	UMass Lowell	57 59
								324	A	Iona	57 61
								324	H	Iona	53 58
								326	A	Lafayette	62 60
								346	H	LIU Brooklyn	86 59
LAST 12 Division I GAMES:											
324	H	Iona	53 58	277	H	Manhattan	44 62				
277	A	Manhattan	46 62	278	A	Canisius	59 78				
293	H	Fairfield	61 69	267	A	Niagara	57 81				
234	A	Monmouth	50 70	269	A	Siena	46 50				
324	A	Iona	57 61	129	H	Marist	42 62				
177	H	Rider	43 78	177	A	Rider	38 60				

Non-Div I Games:

Saint Peter's

■ Loss,
 ■ Non-Conf,
 ■ S Site,
 ■ Home
 ■ A Away
 N Neutral

S
a
i
n
t
P
e
t
e
r
'
s

Saint Peter's
RPI S Opponent Score

Through Games Of Feb. 28, 2019

RPI	S	Opponent	Score
347	H	Fairleigh Dickinson	75 58

S
a
i
n
t
P
e
t
e
r
'
s

Saint Peter's

Average RPI Win:	279	WON-LOST	WINNING	LAST 10	STRENGTH OF	OPP. STRENGTH	TEAM	ADJ.	CONF.	ADJ CONF.
Average RPI Loss:	126	RECORD	PCT. RANK	GAMES	SCHEDULE	OF SCHEDULE	RPI	RPI	RPI	RPI
DIV. I ONLY	12- 11	162	1- 0	217	269	185	185	25	25	
DIV. I NON-CONF.	2- 5	264	0- 0	105	147	174	174	23	23	
TOTALS	RPI 1-25	RPI 26-50	W-L RECORDS	RPI 51-100	RPI 101-150	RPI 150+				
12- 11	0- 0	0- 1	OVERALL	0- 5	0- 0	12- 5				
6- 4	0- 0	0- 0	HOME	0- 2	0- 0	6- 2				
6- 6	0- 0	0- 1	AWAY	0- 2	0- 0	6- 3				
0- 1	0- 0	0- 0	NEUTRAL	0- 1	0- 0	0- 0				
2- 5	0- 0	0- 1	NON-CONFERENCE	0- 2	0- 0	2- 2				
0- 1	0- 0	0- 0	HOME	0- 0	0- 0	0- 1				
2- 3	0- 0	0- 1	AWAY	0- 1	0- 0	2- 1				
0- 1	0- 0	0- 0	NEUTRAL	0- 1	0- 0	0- 0				
10- 6	0- 0	0- 0	CONFERENCE	0- 3	0- 0	10- 3				
6- 3	0- 0	0- 0	HOME	0- 2	0- 0	6- 1				
4- 3	0- 0	0- 0	AWAY	0- 1	0- 0	4- 2				
0- 0	0- 0	0- 0	NEUTRAL	0- 0	0- 0	0- 0				

RPI S	Opponent	Score	RPI S	Opponent	Score	RPI S	Opponent	Score	RPI S	Opponent	Score	Team's RPI: 185
41	A TCU	59 72	61	A LSU	52 66	159	A Abilene Christian	72 63				
			62	A Lamar University	76 81	159	H Abilene Christian	79 91				
			62	H Lamar University	72 83	167	H Oral Roberts	62 73				
			79	H SFA	68 78	173	A Nicholls St.	81 84				
			92	N Troy	79 84	183	A Southern Miss.	65 61				
						244	A A&M-Corpus Christi	61 76				
						244	H A&M-Corpus Christi	61 59				
						247	A Wichita St.	55 63				
						261	A Louisiana	68 62				
						270	H Central Ark.	66 62				
						291	H New Orleans	86 62				
						304	A Incarnate Word	76 56				
						306	H Southeastern La.	94 63				
						323	A McNeese	93 80				
						328	H Northwestern St.	66 55				
						337	A Houston Baptist	74 63				
						337	H Houston Baptist	83 64				
LAST 12 Division I GAMES:												
291	H	New Orleans	86	62	323	A	McNeese	93	80			
337	H	Houston Baptist	83	64	79	H	SFA	68	78			
173	A	Nicholls St.	81	84	306	H	Southeastern La.	94	63			
62	A	Lamar University	76	81	62	H	Lamar University	72	83			
244	H	A&M-Corpus Christi	61	59	328	H	Northwestern St.	66	55			
159	A	Abilene Christian	72	63	337	A	Houston Baptist	74	63			

Non-Div I Games: UNKNOWN 94 46 Wiley 101 63 Jarvis Christian 100 55

Sam Houston St.

[illegible]

Page 256

Average RPI Win:	243	WON-LOST	WINNING	LAST 10	STRENGTH OF	OPP. STRENGTH	TEAM	ADJ.	CONF.	ADJ CONF.
Average RPI Loss:	115	RECORD	PCT. RANK	GAMES	SCHEDULE	OF SCHEDULE	RPI	RPI	RPI	RPI
DIV. I ONLY	7- 20	293	0- 1	150	96	266	266	8	8	
DIV. I NON-CONF.	6- 4	125	0- 0	326	200	233	233	7	7	
TOTALS	RPI 1-25	RPI 26-50	W-L RECORDS	RPI 51-100	RPI 101-150	RPI 150+				
7- 20	0- 2	0- 3	OVERALL	0- 6	0- 3	7- 6				
5- 9	0- 1	0- 2	HOME	0- 3	0- 1	5- 2				
2- 11	0- 1	0- 1	AWAY	0- 3	0- 2	2- 4				
0- 0	0- 0	0- 0	NEUTRAL	0- 0	0- 0	0- 0				
6- 4	0- 0	0- 1	NON-CONFERENCE	0- 0	0- 1	6- 2				
5- 1	0- 0	0- 1	HOME	0- 0	0- 0	5- 0				
1- 3	0- 0	0- 0	AWAY	0- 0	0- 1	1- 2				
0- 0	0- 0	0- 0	NEUTRAL	0- 0	0- 0	0- 0				
1- 16	0- 2	0- 2	CONFERENCE	0- 6	0- 2	1- 4				
0- 8	0- 1	0- 1	HOME	0- 3	0- 1	0- 2				
1- 8	0- 1	0- 1	AWAY	0- 3	0- 1	1- 2				
0- 0	0- 0	0- 0	NEUTRAL	0- 0	0- 0	0- 0				

RPI S Opponent	Score	RPI S Opponent	Score	RPI S Opponent	Score	RPI S Opponent	Score	Team's RPI: 266
13 Gonzaga	44 71	30 BYU	68 80	55 Saint Mary's (CA)	60 74	105 Minnesota	48 53	
13 Gonzaga	61 86	30 BYU	56 65	55 Saint Mary's (CA)	49 80	108 Loyola Marymount	57 83	
		38 California	53 70	94 Pepperdine	65 88	108 Loyola Marymount	52 69	
				94 Pepperdine	55 74	165 Santa Clara	57 49	
				95 Pacific	47 79	165 Santa Clara	68 77	
				95 Pacific	53 70	186 Portland	74 96	
						186 Portland	60 69	
						198 Dartmouth	78 76	
						236 Hawaii	58 50	
						239 San Francisco	57 68	
						241 San Diego St.	72 71	
						275 Long Beach St.	60 56	
						285 Cleveland St.	83 82	
						286 Southern Utah	59 69	
						303 San Jose St.	83 79	
						307 UTSA	77 87	
LAST 12 Division I GAMES:								
165 Santa Clara	68 77	108 Loyola Marymount	57 83					
30 BYU	68 80	94 Pepperdine	65 88					
186 Portland	74 96	30 BYU	56 65					
13 Gonzaga	44 71	13 Gonzaga	61 86					
55 Saint Mary's (CA)	49 80	186 Portland	60 69					
95 Pacific	53 70	95 Pacific	47 79					

Non-Div I Games: Cal St. San B'dino 76 58

San Diego

Loss, Non-Conf, S Site, H Home A Away N Neutral

Average RPI Win:	234	WON-LOST	WINNING	LAST 10	STRENGTH OF	OPP. STRENGTH	TEAM	ADJ.	CONF.	ADJ CONF.
Average RPI Loss:	151	RECORD	PCT. RANK	GAMES	SCHEDULE	OF SCHEDULE	RPI	RPI	RPI	RPI
DIV. I ONLY	10- 16	237	0- 1	178	189	241	241	15	15	
DIV. I NON-CONF.	5- 6	177	0- 0	255	264	232	232	13	13	
TOTALS	RPI 1-25	RPI 26-50	W-L RECORDS	RPI 51-100	RPI 101-150	RPI 150+				
10- 16	0- 0	0- 1	OVERALL	1- 6	0- 0	9- 9				
7- 7	0- 0	0- 1	HOME	1- 3	0- 0	6- 3				
3- 9	0- 0	0- 0	AWAY	0- 3	0- 0	3- 6				
0- 0	0- 0	0- 0	NEUTRAL	0- 0	0- 0	0- 0				
5- 6	0- 0	0- 1	NON-CONFERENCE	0- 1	0- 0	5- 4				
3- 3	0- 0	0- 1	HOME	0- 1	0- 0	3- 1				
2- 3	0- 0	0- 0	AWAY	0- 0	0- 0	2- 3				
0- 0	0- 0	0- 0	NEUTRAL	0- 0	0- 0	0- 0				
5- 10	0- 0	0- 0	CONFERENCE	1- 5	0- 0	4- 5				
4- 4	0- 0	0- 0	HOME	1- 2	0- 0	3- 2				
1- 6	0- 0	0- 0	AWAY	0- 3	0- 0	1- 3				
0- 0	0- 0	0- 0	NEUTRAL	0- 0	0- 0	0- 0				

RPI S	Opponent	Score	RPI S	Opponent	Score	RPI S	Opponent	Score	RPI S	Opponent	Score	Team's RPI: 241
41	H TCU	64 81	52	A New Mexico	62 70	152	A CSUN	74 77				
			52	H New Mexico	61 59	165	A Santa Clara	43 60				
			54	A Wyoming	45 87	182	A UC Irvine	78 70				
			56	A Boise St.	67 91	184	A Utah St.	56 54				
			56	H Boise St.	66 69	184	H Utah St.	52 65				
			78	H Arizona	60 69	200	A UNLV	57 71				
			91	H Fresno St.	81 87	200	H UNLV	49 62				
						225	A Nevada	69 74				
						236	H Hawaii	58 57				
						255	H California Baptist	83 67				
						258	A Cal St. Fullerton	83 72				
						266	A San Diego	71 72				
						271	H Colorado St.	54 45				
						294	A Air Force	66 75				
						294	H Air Force	70 61				
						300	H UC Santa Barbara	58 63				
						303	H San Jose St.	69 68				
						304	H Incarnate Word	81 38				
LAST 12 Division I GAMES:												
184	H Utah St.	52 65	52	H New Mexico	61 59							
200	H UNLV	49 62	303	H San Jose St.	69 68							
225	A Nevada	69 74	294	A Air Force	66 75							
56	A Boise St.	67 91	200	A UNLV	57 71							
271	H Colorado St.	54 45	91	H Fresno St.	81 87							
184	A Utah St.	56 54	52	A New Mexico	62 70							

Non-Div I Games:

San Diego St.

San Francisco

Through Games Of Feb. 28, 2019

Average RPI Win:	270	WON-LOST	WINNING	LAST 10	STRENGTH OF	OPP. STRENGTH	TEAM	ADJ.	CONF.	ADJ CONF.
Average RPI Loss:	94	RECORD	PCT. RANK	GAMES	SCHEDULE	OF SCHEDULE	RPI	RPI	RPI	RPI
DIV. I ONLY	6- 22	311	0- 1	82	97	239	239	8	8	
DIV. I NON-CONF.	4- 7	228	0- 0	194	171	229	229	7	7	
TOTALS	RPI 1-25	RPI 26-50	W-L RECORDS	RPI 51-100	RPI 101-150	RPI 150+				
6- 22	0- 3	0- 2	OVERALL	0- 10	0- 3	6- 4				
2- 11	0- 1	0- 1	HOME	0- 6	0- 1	2- 2				
2- 10	0- 2	0- 1	AWAY	0- 4	0- 2	2- 1				
2- 1	0- 0	0- 0	NEUTRAL	0- 0	0- 0	2- 1				
4- 7	0- 1	0- 0	NON-CONFERENCE	0- 4	0- 1	4- 1				
1- 3	0- 0	0- 0	HOME	0- 3	0- 0	1- 0				
1- 3	0- 1	0- 0	AWAY	0- 1	0- 1	1- 0				
2- 1	0- 0	0- 0	NEUTRAL	0- 0	0- 0	2- 1				
2- 15	0- 2	0- 2	CONFERENCE	0- 6	0- 2	2- 3				
1- 8	0- 1	0- 1	HOME	0- 3	0- 1	1- 2				
1- 7	0- 1	0- 1	AWAY	0- 3	0- 1	1- 1				
0- 0	0- 0	0- 0	NEUTRAL	0- 0	0- 0	0- 0				

RPI 1-25				RPI 26-50				RPI 51-100				RPI 101+ Team's RPI: 239			
RPI	S	Opponent	Score	RPI	S	Opponent	Score	RPI	S	Opponent	Score	RPI	S	Opponent	Score
4	A	Stanford	62 96	30	A	BYU	59 82	55	A	Saint Mary's (CA)	63 88	108	A	Loyola Marymount	58 66
13	A	Gonzaga	51 78	30	H	BYU	59 67	55	H	Saint Mary's (CA)	65 80	108	H	Loyola Marymount	66 73
13	H	Gonzaga	44 64					76	A	Idaho	63 70	145	A	Washington St.	61 91
								85	H	UT Arlington	73 80	165	A	Santa Clara	57 49
								86	H	UC Davis	68 70	165	H	Santa Clara	66 71
								94	A	Pepperdine	50 69	186	A	Portland	73 78
								94	H	Pepperdine	66 72	186	H	Portland	66 69
								95	A	Pacific	48 74	249	N	North Dakota	97 100
								95	H	Pacific	75 85	256	A	Sacramento St.	86 75
								100	H	Northern Colo.	63 68	266	H	San Diego	68 57
												303	H	San Jose St.	85 63
												311	N	North Dakota St.	75 42
												317	N	Cal Poly	65 62
LAST 12 Division I GAMES:															
30	A	BYU	59 82	94	H	Pepperdine	66 72								
13	H	Gonzaga	44 64	165	A	Santa Clara	57 49								
186	H	Portland	66 69	186	A	Portland	73 78								
55	A	Saint Mary's (CA)	63 88	13	A	Gonzaga	51 78								
95	A	Pacific	48 74	95	H	Pacific	75 85								
108	H	Loyola Marymount	66 73	55	H	Saint Mary's (CA)	65 80								

Non-Div I Games:

San Francisco

 Loss,
 Non-Conf,
 S Site,
 H Home
 A Away
N Neutral

Average RPI Win:	253	WON-LOST	WINNING	LAST 10	STRENGTH OF	OPP. STRENGTH	TEAM	ADJ.	CONF.	ADJ CONF.
Average RPI Loss:	152	RECORD	PCT. RANK	GAMES	SCHEDULE	OF SCHEDULE	RPI	RPI	RPI	RPI
DIV. I ONLY	4- 21	328	0- 1	166	158	303	303	15	15	
DIV. I NON-CONF.	1- 9	326	0- 0	245	169	335	335	13	13	
TOTALS	RPI 1-25	RPI 26-50	W-L RECORDS	RPI 51-100	RPI 101-150	RPI 150+				
4- 21	0- 0	0- 0	OVERALL	0- 8	0- 1	4- 12				
3- 8	0- 0	0- 0	HOME	0- 4	0- 0	3- 4				
1- 13	0- 0	0- 0	AWAY	0- 4	0- 1	1- 8				
0- 0	0- 0	0- 0	NEUTRAL	0- 0	0- 0	0- 0				
1- 9	0- 0	0- 0	NON-CONFERENCE	0- 2	0- 1	1- 6				
1- 3	0- 0	0- 0	HOME	0- 1	0- 0	1- 2				
0- 6	0- 0	0- 0	AWAY	0- 1	0- 1	0- 4				
0- 0	0- 0	0- 0	NEUTRAL	0- 0	0- 0	0- 0				
3- 12	0- 0	0- 0	CONFERENCE	0- 6	0- 0	3- 6				
2- 5	0- 0	0- 0	HOME	0- 3	0- 0	2- 2				
1- 7	0- 0	0- 0	AWAY	0- 3	0- 0	1- 4				
0- 0	0- 0	0- 0	NEUTRAL	0- 0	0- 0	0- 0				

RPI 1-25				RPI 26-50				RPI 51-100				RPI 101+				Team's RPI: 303	
RPI	S	Opponent	Score	RPI	S	Opponent	Score	RPI	S	Opponent	Score	RPI	S	Opponent	Score		
								52	A	New Mexico	72	110	138	A	Portland St.	51	80
								52	H	New Mexico	60	79	152	A	CSUN	40	76
								54	H	Wyoming	56	70	163	A	Colorado	64	76
								56	A	Boise St.	68	99	165	H	Santa Clara	56	62
								56	H	Boise St.	69	83	182	H	UC Irvine	66	74
								87	A	Nebraska	63	96	184	A	Utah St.	49	82
								91	A	Fresno St.	48	77	184	H	Utah St.	68	59
								95	H	Pacific	67	91	200	A	UNLV	70	74
													200	H	UNLV	43	53
													225	H	Nevada	49	52
													239	A	San Francisco	63	85
													241	A	San Diego St.	68	69
													263	H	CSU Bakersfield	82	72
													266	A	San Diego	79	83
													271	A	Colorado St.	78	70
													294	A	Air Force	77	88
													294	H	Air Force	73	60
LAST 12 Division I GAMES:																	
				52	A	New Mexico	72	110	241	A	San Diego St.	68	69				
				294	H	Air Force	73	60	184	H	Utah St.	68	59				
				271	A	Colorado St.	78	70	294	A	Air Force	77	88				
				200	A	UNLV	70	74	54	H	Wyoming	56	70				
				52	H	New Mexico	60	79	200	H	UNLV	43	53				
				56	H	Boise St.	69	83	184	A	Utah St.	49	82				

Non-Div I Games: San Fran. St. 66 73

San Jose St.

Average RPI Win:	209	WON-LOST	WINNING	LAST 10	STRENGTH OF	OPP. STRENGTH	TEAM	ADJ.	CONF.	ADJ CONF.
Average RPI Loss:	91	RECORD	PCT. RANK	GAMES	SCHEDULE	OF SCHEDULE	RPI	RPI	RPI	RPI
DIV. I ONLY	12- 15	204	1- 0	116	94	165	165	8	8	
DIV. I NON-CONF.	6- 4	125	0- 0	187	160	128	128	7	7	
TOTALS	RPI 1-25	RPI 26-50	W-L RECORDS	RPI 51-100	RPI 101-150	RPI 150+				
12- 15	0- 3	0- 2	OVERALL	2- 6	1- 1	9- 3				
5- 9	0- 1	0- 1	HOME	1- 3	0- 1	4- 3				
7- 6	0- 2	0- 1	AWAY	1- 3	1- 0	5- 0				
0- 0	0- 0	0- 0	NEUTRAL	0- 0	0- 0	0- 0				
6- 4	0- 1	0- 1	NON-CONFERENCE	1- 1	0- 0	5- 1				
4- 1	0- 0	0- 0	HOME	1- 0	0- 0	3- 1				
2- 3	0- 1	0- 1	AWAY	0- 1	0- 0	2- 0				
0- 0	0- 0	0- 0	NEUTRAL	0- 0	0- 0	0- 0				
6- 11	0- 2	0- 1	CONFERENCE	1- 5	1- 1	4- 2				
1- 8	0- 1	0- 1	HOME	0- 3	0- 1	1- 2				
5- 3	0- 1	0- 0	AWAY	1- 2	1- 0	3- 0				
0- 0	0- 0	0- 0	NEUTRAL	0- 0	0- 0	0- 0				

RPI 1-25				RPI 26-50				RPI 51-100				RPI 101+ Team's RPI: 165			
RPI	S	Opponent	Score	RPI	S	Opponent	Score	RPI	S	Opponent	Score	RPI	S	Opponent	Score
13	A	Gonzaga	61 78	30	H	BYU	44 54	55	A	Saint Mary's (CA)	68 81	108	A	Loyola Marymount	83 75
13	H	Gonzaga	61 74	42	A	Southern California	46 77	55	H	Saint Mary's (CA)	59 83	108	H	Loyola Marymount	60 69
20	A	Oregon St.	31 82					67	H	Missouri St.	77 73	152	H	CSUN	38 53
								91	A	Fresno St.	53 80	186	A	Portland	72 66
								94	A	Pepperdine	48 74	186	H	Portland	106 68
								94	H	Pepperdine	74 76	225	H	Nevada	56 48
								95	A	Pacific	88 83	239	A	San Francisco	71 66
								95	H	Pacific	70 74	239	H	San Francisco	49 57
												241	H	San Diego St.	60 43
												258	A	Cal St. Fullerton	64 60
												266	A	San Diego	77 68
												266	H	San Diego	49 57
												303	A	San Jose St.	62 56
												334	H	Grand Canyon	75 55
LAST 12 Division I GAMES:															
266	A	San Diego	77 68	108	H	Loyola Marymount	60 69								
186	H	Portland	106 68	239	H	San Francisco	49 57								
13	H	Gonzaga	61 74	13	A	Gonzaga	61 78								
95	A	Pacific	88 83	186	A	Portland	72 66								
55	A	Saint Mary's (CA)	68 81	55	H	Saint Mary's (CA)	59 83								
94	H	Pepperdine	74 76	95	H	Pacific	70 74								

Non-Div I Games: Sonoma St. 98 38

Santa Clara

■ Loss,
 ■ Non-Conf,
 ■ S Site,
 ■ Home
 ■ A Away
 N Neutral

Average RPI Win:	329	WON-LOST	WINNING	LAST 10	STRENGTH OF	OPP. STRENGTH	TEAM	ADJ.	CONF.	ADJ CONF.
Average RPI Loss:	241	RECORD	PCT. RANK	GAMES	SCHEDULE	OF SCHEDULE	RPI	RPI	RPI	RPI
DIV. I ONLY	4- 17	320	0- 1	351	323	349	349	32	32	
DIV. I NON-CONF.	0- 7	336	0- 0	252	118	343	343	32	32	
TOTALS	RPI 1-25	RPI 26-50	W-L RECORDS	RPI 51-100	RPI 101-150	RPI 150+				
4- 17	0- 1	0- 1	OVERALL	0- 0	0- 0	4- 15				
2- 8	0- 0	0- 0	HOME	0- 0	0- 0	2- 8				
2- 9	0- 1	0- 1	AWAY	0- 0	0- 0	2- 7				
0- 0	0- 0	0- 0	NEUTRAL	0- 0	0- 0	0- 0				
0- 7	0- 1	0- 1	NON-CONFERENCE	0- 0	0- 0	0- 5				
0- 3	0- 0	0- 0	HOME	0- 0	0- 0	0- 3				
0- 4	0- 1	0- 1	AWAY	0- 0	0- 0	0- 2				
0- 0	0- 0	0- 0	NEUTRAL	0- 0	0- 0	0- 0				
4- 10	0- 0	0- 0	CONFERENCE	0- 0	0- 0	4- 10				
2- 5	0- 0	0- 0	HOME	0- 0	0- 0	2- 5				
2- 5	0- 0	0- 0	AWAY	0- 0	0- 0	2- 5				
0- 0	0- 0	0- 0	NEUTRAL	0- 0	0- 0	0- 0				

RPI 1-25				RPI 26-50				RPI 51-100				RPI 101+ Team's RPI: 349			
RPI	S	Opponent	Score	RPI	S	Opponent	Score	RPI	S	Opponent	Score	RPI	S	Opponent	Score
25	A	DePaul	61 124	29	A	South Dakota St.	49 97					192	A	UMES	46 78
												193	A	N.C. A&T	69 73
												204	H	Bethune-Cookman	47 68
												211	A	Ole Miss	51 74
												229	H	Jacksonville	58 68
												242	H	Texas Southern	41 65
												247	A	Wichita St.	50 66
												264	H	Norfolk St.	42 78
												284	H	Ga. Southern	71 82
												301	H	South Carolina St.	60 71
												308	A	Morgan St.	47 63
												308	H	Morgan St.	53 35
												330	A	Coppin St.	76 70
												330	H	Coppin St.	68 57
												338	A	N.C. Central	65 77
												338	H	N.C. Central	67 71
												343	A	Delaware St.	58 66
												348	A	Florida A&M	54 50
												348	H	Florida A&M	55 60
LAST 12 Division I GAMES:															
193	A	N.C. A&T	69 73	192	A	UMES	46 78								
338	A	N.C. Central	65 77	343	A	Delaware St.	58 66								
204	H	Bethune-Cookman	47 68	338	H	N.C. Central	67 71								
348	H	Florida A&M	55 60	301	H	South Carolina St.	60 71								
308	H	Morgan St.	53 35	264	H	Norfolk St.	42 78								
330	H	Coppin St.	68 57	348	A	Florida A&M	54 50								

Non-Div I Games: Carver 101 49 Wesleyan (GA) 155 26

Savannah St.

■ Loss,
 ■ Non-Conf,
 ■ S Site,
 ■ Home
 ■ A Away
 N Neutral

Average RPI Win:	350	WON-LOST	WINNING	LAST 10	STRENGTH OF	OPP. STRENGTH	TEAM	ADJ.	CONF.	ADJ CONF.
Average RPI Loss:	207	RECORD	PCT. RANK	GAMES	SCHEDULE	OF SCHEDULE	RPI	RPI	RPI	RPI
DIV. I ONLY	1- 26	350	0- 1	230	325	344	344	30	30	
DIV. I NON-CONF.	0- 13	336	0- 0	143	265	334	334	30	30	
TOTALS	RPI 1-25	RPI 26-50	W-L RECORDS	RPI 51-100	RPI 101-150	RPI 150+				
1- 26	0- 0	0- 0	OVERALL	0- 5	0- 3	1- 18				
1- 12	0- 0	0- 0	HOME	0- 1	0- 1	1- 10				
0- 13	0- 0	0- 0	AWAY	0- 3	0- 2	0- 8				
0- 1	0- 0	0- 0	NEUTRAL	0- 1	0- 0	0- 0				
0- 13	0- 0	0- 0	NON-CONFERENCE	0- 5	0- 1	0- 7				
0- 5	0- 0	0- 0	HOME	0- 1	0- 0	0- 4				
0- 7	0- 0	0- 0	AWAY	0- 3	0- 1	0- 3				
0- 1	0- 0	0- 0	NEUTRAL	0- 1	0- 0	0- 0				
1- 13	0- 0	0- 0	CONFERENCE	0- 0	0- 2	1- 11				
1- 7	0- 0	0- 0	HOME	0- 0	0- 1	1- 6				
0- 6	0- 0	0- 0	AWAY	0- 0	0- 1	0- 5				
0- 0	0- 0	0- 0	NEUTRAL	0- 0	0- 0	0- 0				

RPI 1-25			RPI 26-50			RPI 51-100				RPI 101+			Team's RPI: 344		
RPI	S	Opponent	Score	RPI	S	Opponent	Score	RPI	S	Opponent	Score	RPI	S	Opponent	Score
								60	A	Utah	62 89	133	A	New Mexico St.	55 75
								78	N	Arizona	54 84	133	H	New Mexico St.	72 83
								86	A	UC Davis	59 76	138	A	Portland St.	43 68
								94	H	Pepperdine	64 78	155	H	Washington	58 69
								95	A	Pacific	61 75	182	A	UC Irvine	60 65
												225	A	Nevada	54 67
												226	A	UMKC	66 83
												226	H	UMKC	62 86
												235	A	UTRGV	56 69
												235	H	UTRGV	70 74
												236	A	Hawaii	51 67
												254	H	Northern Ariz.	58 65
												255	A	California Baptist	83 100
												255	H	California Baptist	64 86
												258	H	Cal St. Fullerton	54 57
												263	H	CSU Bakersfield	60 70
												273	A	Utah Valley	56 63
												273	H	Utah Valley	55 58
												317	H	Cal Poly	50 60
												334	H	Grand Canyon	73 74
												350	A	Chicago St.	61 64
												350	H	Chicago St.	90 54
LAST 12 Division I GAMES:															
255	H	California Baptist	64 86	255	A	California Baptist	83 100								
350	A	Chicago St.	61 64	226	H	UMKC	62 86								
226	A	UMKC	66 83	350	H	Chicago St.	90 54								
133	H	New Mexico St.	72 83	235	A	UTRGV	56 69								
235	H	UTRGV	70 74	133	A	New Mexico St.	55 75								
273	A	Utah Valley	56 63	273	H	Utah Valley	55 58								

Non-Div I Games:

Seattle U

■ Loss,
 ■ Non-Conf,
 ■ S Site,
 ■ Home
 ■ A Away
 N Neutral

Average RPI Win:	192	WON-LOST	WINNING	LAST 10	STRENGTH OF	OPP. STRENGTH	TEAM	ADJ.	CONF.	ADJ CONF.
Average RPI Loss:	68	RECORD	PCT. RANK	GAMES	SCHEDULE	OF SCHEDULE	RPI	RPI	RPI	RPI
DIV. I ONLY	14- 14	171	0- 1	91	75	139	139	6	6	
DIV. I NON-CONF.	8- 3	72	0- 0	263	245	121	121	4	4	
TOTALS	RPI 1-25	RPI 26-50	W-L RECORDS	RPI 51-100	RPI 101-150	RPI 150+				
14- 14	1- 4	1- 5	OVERALL	2- 1	3- 2	7- 2				
11- 4	0- 2	1- 1	HOME	1- 0	3- 0	6- 1				
2- 9	1- 2	0- 3	AWAY	1- 1	0- 2	0- 1				
1- 1	0- 0	0- 1	NEUTRAL	0- 0	0- 0	1- 0				
8- 3	0- 1	0- 2	NON-CONFERENCE	1- 0	0- 0	7- 0				
6- 0	0- 0	0- 0	HOME	0- 0	0- 0	6- 0				
1- 2	0- 1	0- 1	AWAY	1- 0	0- 0	0- 0				
1- 1	0- 0	0- 1	NEUTRAL	0- 0	0- 0	1- 0				
6- 11	1- 3	1- 3	CONFERENCE	1- 1	3- 2	0- 2				
5- 4	0- 2	1- 1	HOME	1- 0	3- 0	0- 1				
1- 7	1- 1	0- 2	AWAY	0- 1	0- 2	0- 1				
0- 0	0- 0	0- 0	NEUTRAL	0- 0	0- 0	0- 0				
































































RPI 1-25				RPI 26-50				RPI 51-100				RPI 101+ Team's RPI: 139			
RPI	S	Opponent	Score	RPI	S	Opponent	Score	RPI	S	Opponent	Score	RPI	S	Opponent	Score
6	A	UConn	61 99	31	A	UCLA	62 78	66	A	Princeton	70 66	104	H	St. John's (NY)	77 67
11	A	Marquette	60 96	43	N	Georgia Tech	73 84	93	A	Georgetown	43 51	105	A	Creighton	71 80
11	H	Marquette	63 109	47	A	Villanova	68 73	93	H	Georgetown	76 63	105	H	Creighton	82 75
25	A	DePaul	84 73	47	H	Villanova	66 70					114	A	Providence	75 82
25	H	DePaul	85 94	49	A	Butler	59 62					114	H	Providence	79 73
				49	H	Butler	83 62					188	A	Xavier	62 63
												188	H	Xavier	76 80
												262	H	St. Francis Brooklyn	100 77
												297	H	Kennesaw St.	102 80
												298	N	UNC Greensboro	71 64
												307	H	UTSA	84 53
												310	H	Wagner	95 40
												321	H	UMass Lowell	90 57
												342	H	Saint Peter's	90 47
LAST 12 Division I GAMES:															
47	A	Villanova	68 73	49	H	Butler	83 62								
93	A	Georgetown	43 51	188	H	Xavier	76 80								
11	H	Marquette	63 109	93	H	Georgetown	76 63								
25	H	DePaul	85 94	47	H	Villanova	66 70								
105	A	Creighton	71 80	25	A	DePaul	84 73								
114	A	Providence	75 82	11	A	Marquette	60 96								

Non-Div I Games:

Seton Hall






■ Loss,
■ Non-Conf,
■ S Site,
■ H Home
■ A Away
N Neutral

Average RPI Win: 283	WON-LOST	WINNING	LAST 10	STRENGTH OF	OPP. STRENGTH	TEAM	ADJ.	CONF.	ADJ CONF.
Average RPI Loss: 186	RECORD	PCT. RANK	GAMES	SCHEDULE	OF SCHEDULE	RPI	RPI	RPI	RPI
DIV. I ONLY	12- 16	216	1- 0	290	299	269	269	26	26
DIV. I NON-CONF.	4- 7	228	1- 0	208	305	270	270	27	27
TOTALS	RPI 1-25	RPI 26-50	W-L RECORDS	RPI 51-100	RPI 101-150	RPI 150+			
12- 16	0- 0	0- 1	OVERALL	0- 3	0- 2	12- 10			
6- 8	0- 0	0- 0	HOME	0- 2	0- 1	6- 5			
5- 7	0- 0	0- 1	AWAY	0- 0	0- 1	5- 5			
1- 1	0- 0	0- 0	NEUTRAL	0- 1	0- 0	1- 0			
4- 7	0- 0	0- 0	NON-CONFERENCE	0- 3	0- 0	4- 4			
2- 4	0- 0	0- 0	HOME	0- 2	0- 0	2- 2			
1- 2	0- 0	0- 0	AWAY	0- 0	0- 0	1- 2			
1- 1	0- 0	0- 0	NEUTRAL	0- 1	0- 0	1- 0			
8- 9	0- 0	0- 1	CONFERENCE	0- 0	0- 2	8- 6			
4- 4	0- 0	0- 0	HOME	0- 0	0- 1	4- 3			
4- 5	0- 0	0- 1	AWAY	0- 0	0- 1	4- 3			
0- 0	0- 0	0- 0	NEUTRAL	0- 0	0- 0	0- 0			

RPI S	Opponent	Score	RPI S	Opponent	Score	RPI S	Opponent	Score	RPI S	Opponent	Score	Team's RPI: 269
			46  Quinnipiac	31  68		64  Drexel	39  51		129  Marist	59  88		
						73  Penn	51  58		129  Marist	58  73		
						83  Harvard	54  73		177  Rider	54  77		
									177  Rider	52  55		
									217  Sacred Heart	50  72		
									218  Hofstra	50  57		
									220  Howard	86 81		
									227  Massachusetts	64 59		
									234  Monmouth	77 68		
									234  Monmouth	54  56		
									246  Colgate	55 53		
									259  St. Bonaventure	58  74		
									267  Niagara	67 61		
									277  Manhattan	48  52		
									277  Manhattan	62 56		
									278  Canisius	78 66		
									293  Fairfield	55  59		
									293  Fairfield	40  66		
									305  Fla. Atlantic	66  70		
									310  Wagner	74 71		
									324  Iona	66 45		
									324  Iona	59 47		
									342  Saint Peter's	84 57		
									342  Saint Peter's	50 46		
LAST 12 Division I GAMES:												
			310  Wagner	74 71		324  Iona	66 45					
			177  Rider	54  77		277  Manhattan	48  52					
			278  Canisius	78 66		129  Marist	58  73					
			267  Niagara	67 61		293  Fairfield	55  59					
			293  Fairfield	40  66		342  Saint Peter's	50 46					
			234  Monmouth	54  56		46  Quinnipiac	31  68					

Non-Div I Games:

Siena

 Loss,
  Non-Conf,
  S Site,
  H Home
  A Away
 N Neutral

South Alabama

Through Games Of Feb. 28, 2019

Average RPI Win:	218	WON-LOST	WINNING	LAST 10	STRENGTH OF	OPP. STRENGTH	TEAM	ADJ.	CONF.	ADJ CONF.
Average RPI Loss:	119	RECORD	PCT. RANK	GAMES	SCHEDULE	OF SCHEDULE	RPI	RPI	RPI	RPI
DIV. I ONLY	17- 7	61	1- 0	204	160	96	96	12	12	
DIV. I NON-CONF.	9- 0	1	1- 0	288	253	49	49	14	14	
TOTALS	RPI 1-25	RPI 26-50	W-L RECORDS	RPI 51-100	RPI 101-150	RPI 150+				
17- 7	0- 0	0- 0	OVERALL	1- 4	3- 1	13- 2				
8- 2	0- 0	0- 0	HOME	1- 1	1- 0	6- 1				
8- 5	0- 0	0- 0	AWAY	0- 3	1- 1	7- 1				
1- 0	0- 0	0- 0	NEUTRAL	0- 0	1- 0	0- 0				
9- 0	0- 0	0- 0	NON-CONFERENCE	0- 0	1- 0	8- 0				
3- 0	0- 0	0- 0	HOME	0- 0	0- 0	3- 0				
5- 0	0- 0	0- 0	AWAY	0- 0	0- 0	5- 0				
1- 0	0- 0	0- 0	NEUTRAL	0- 0	1- 0	0- 0				
8- 7	0- 0	0- 0	CONFERENCE	1- 4	2- 1	5- 2				
5- 2	0- 0	0- 0	HOME	1- 1	1- 0	3- 1				
3- 5	0- 0	0- 0	AWAY	0- 3	1- 1	2- 1				
0- 0	0- 0	0- 0	NEUTRAL	0- 0	0- 0	0- 0				

RPI 1-25			RPI 26-50			RPI 51-100			Team's RPI: 96	RPI 101+		
RPI	S	Opponent	Score	RPI	S	Opponent	Score	RPI	S	Opponent	Score	
						75	A Little Rock	44	47	132	A Georgia St.	68 59
						75	H Little Rock	42	65	132	H Georgia St.	62 59
						85	A UT Arlington	51	72	133	N New Mexico St.	68 67
						92	A Troy	58	66	149	A Appalachian St.	63 71
						92	H Troy	80	77	153	A Alabama	72 67
										162	A Coastal Caro.	88 78
										173	A Southern U.	53 49
										180	A Arkansas St.	58 69
										180	H Arkansas St.	64 77
										183	H Southern Miss.	77 68
										248	H ETSU	81 74
										260	H Alabama St.	77 65
										261	H Louisiana	83 60
										270	A Central Ark.	58 50
										284	A Ga. Southern	69 53
										284	H Ga. Southern	73 60
										302	A Tennessee St.	78 56
										315	A FIU	84 77
										316	H La.-Monroe	77 49
LAST 12 Division I GAMES:												
315	A	FIU	84 77	180	A	Arkansas St.	58 69					
85	A	UT Arlington	51 72	92	H	Troy	80 77					
92	A	Troy	58 66	316	H	La.-Monroe	77 49					
132	H	Georgia St.	62 59	261	H	Louisiana	83 60					
284	H	Ga. Southern	73 60	284	A	Ga. Southern	69 53					
75	A	Little Rock	44 47	132	A	Georgia St.	68 59					

Non-Div I Games: Faulkner 97 40 Spring Hill 75 57

South Alabama

Loss, Non-Conf, S Site, H Home A Away N Neutral

South Carolina

Through Games Of Feb. 28, 2019

Average RPI Win:	129	WON-LOST	WINNING	LAST 10	STRENGTH OF	OPP. STRENGTH	TEAM	ADJ.	CONF.	ADJ CONF.
Average RPI Loss:	14	RECORD	PCT. RANK	GAMES	SCHEDULE	OF SCHEDULE	RPI	RPI	RPI	RPI
DIV. I ONLY	21- 7	45	0- 1	15	24	15	15	5	5	
DIV. I NON-CONF.	8- 5	119	0- 1	16	16	39	39	5	5	
TOTALS	RPI 1-25	RPI 26-50	W-L RECORDS	RPI 51-100	RPI 101-150	RPI 150+				
21- 7	2- 7	2- 0	OVERALL	6- 0	2- 0	9- 0				
11- 3	0- 3	1- 0	HOME	2- 0	2- 0	6- 0				
9- 2	2- 2	1- 0	AWAY	4- 0	0- 0	2- 0				
1- 2	0- 2	0- 0	NEUTRAL	0- 0	0- 0	1- 0				
8- 5	0- 5	0- 0	NON-CONFERENCE	2- 0	2- 0	4- 0				
5- 2	0- 2	0- 0	HOME	1- 0	2- 0	2- 0				
2- 1	0- 1	0- 0	AWAY	1- 0	0- 0	1- 0				
1- 2	0- 2	0- 0	NEUTRAL	0- 0	0- 0	1- 0				
13- 2	2- 2	2- 0	CONFERENCE	4- 0	0- 0	5- 0				
6- 1	0- 1	1- 0	HOME	1- 0	0- 0	4- 0				
7- 1	2- 1	1- 0	AWAY	3- 0	0- 0	1- 0				
0- 0	0- 0	0- 0	NEUTRAL	0- 0	0- 0	0- 0				

RPI	S	Opponent	Score	RPI	S	Opponent	Score	RPI	S	Opponent	Score	RPI	S	Opponent	Score
2	H	Baylor	69 94	27	H	Missouri	79 65	53	H	Clemson	69 57	122	H	Dayton	65 55
6	A	UConn	79 97	50	A	Auburn	73 66	61	A	LSU	76 53	149	H	Appalachian St.	80 50
9	A	Mississippi St.	74 89					65	A	Tennessee	82 67	153	H	Alabama	62 59
14	H	Maryland	61 85					81	A	Purdue	82 73	169	H	Temple	88 60
16	A	Texas A&M	60 57					98	H	Georgia	65 57	179	H	Vanderbilt	80 69
20	N	Oregon St.	68 70					99	A	Arkansas	87 79	210	H	Furman	66 53
21	A	Kentucky	74 70									211	H	Ole Miss	76 42
21	H	Kentucky	57 65									222	A	Florida	96 77
23	N	Drake	85 90									222	H	Florida	71 40
												248	N	ETSU	101 55
												260	A	Alabama St.	94 38
LAST 12 Division I GAMES:															
23	N	Drake	85 90	98	H	Georgia	65 57								
20	N	Oregon St.	68 70	6	A	UConn	79 97								
50	A	Auburn	73 66	211	H	Ole Miss	76 42								
65	A	Tennessee	82 67	99	A	Arkansas	87 79								
21	H	Kentucky	57 65	21	A	Kentucky	74 70								
222	A	Florida	96 77	179	H	Vanderbilt	80 69								

Non-Div I Games:

South Carolina

Loss, Non-Conf, S Site, H Home A Away N Neutral

Average RPI Win:	314	WON-LOST	WINNING	LAST 10	STRENGTH OF	OPP. STRENGTH	TEAM	ADJ.	CONF.	ADJ CONF.
Average RPI Loss:	209	RECORD	PCT. RANK	GAMES	SCHEDULE	OF SCHEDULE	RPI	RPI	RPI	RPI
DIV. I ONLY	12- 14	197	1- 0	349	337	301	301	32	32	
DIV. I NON-CONF.	5- 7	206	1- 0	330	284	289	289	32	32	
TOTALS	RPI 1-25	RPI 26-50	W-L RECORDS	RPI 51-100	RPI 101-150	RPI 150+				
12- 14	0- 0	0- 0	OVERALL	0- 2	0- 1	12- 11				
6- 5	0- 0	0- 0	HOME	0- 0	0- 0	6- 5				
6- 7	0- 0	0- 0	AWAY	0- 2	0- 0	6- 5				
0- 2	0- 0	0- 0	NEUTRAL	0- 0	0- 1	0- 1				
5- 7	0- 0	0- 0	NON-CONFERENCE	0- 2	0- 1	5- 4				
3- 1	0- 0	0- 0	HOME	0- 0	0- 0	3- 1				
2- 4	0- 0	0- 0	AWAY	0- 2	0- 0	2- 2				
0- 2	0- 0	0- 0	NEUTRAL	0- 0	0- 1	0- 1				
7- 7	0- 0	0- 0	CONFERENCE	0- 0	0- 0	7- 7				
3- 4	0- 0	0- 0	HOME	0- 0	0- 0	3- 4				
4- 3	0- 0	0- 0	AWAY	0- 0	0- 0	4- 3				
0- 0	0- 0	0- 0	NEUTRAL	0- 0	0- 0	0- 0				

RPI S	Opponent	Score	RPI S	Opponent	Score	RPI S	Opponent	Score	RPI S	Opponent	Score	Team's RPI: 301
						78	A Arizona	32 73	142	N Wake Forest	44 58	
						82	A Radford	31 61	162	A Coastal Caro.	44 57	
									192	A UMES	43 63	
									193	A N.C. A&T	52 59	
									193	H N.C. A&T	44 58	
									200	H UNLV	58 49	
									204	H Bethune-Cookman	64 69	
									220	H Howard	72 63	
									221	N East Carolina	63 71	
									264	H Norfolk St.	50 57	
									289	A Col. of Charleston	51 75	
									292	H Winthrop	50 58	
									295	H Charleston So.	67 58	
									308	A Morgan St.	51 62	
									308	H Morgan St.	61 63	
									329	A Presbyterian	57 48	
									330	A Coppin St.	75 59	
									330	H Coppin St.	60 55	
									338	A N.C. Central	72 60	
									340	A Western Caro.	54 39	
									341	H USC Upstate	71 66	
									343	A Delaware St.	63 60	
									348	H Florida A&M	61 48	
									349	A Savannah St.	71 60	
LAST 12 Division I GAMES:												
200	H UNLV	58 49	308	H Morgan St.	61 63							
338	A N.C. Central	72 60	343	A Delaware St.	63 60							
193	A N.C. A&T	52 59	192	A UMES	43 63							
348	H Florida A&M	61 48	349	A Savannah St.	71 60							
204	H Bethune-Cookman	64 69	264	H Norfolk St.	50 57							
330	H Coppin St.	60 55	220	H Howard	72 63							

Non-Div I Games: Voorhees 88 61 UNKNOWN 67 51

South Carolina St.

Loss, Non-Conf, S Site, H Home A Away N Neutral

South Dakota

Through Games Of Feb. 28, 2019

Average RPI Win:	194	WON-LOST	WINNING	LAST 10	STRENGTH OF	OPP. STRENGTH	TEAM	ADJ.	CONF.	ADJ CONF.
Average RPI Loss:	65	RECORD	PCT. RANK	GAMES	SCHEDULE	OF SCHEDULE	RPI	RPI	RPI	RPI
DIV. I ONLY	23- 4	11	1- 0	164	128	35	35	19	19	
DIV. I NON-CONF.	10- 2	37	0- 0	51	17	15	15	19	19	
TOTALS	RPI 1-25	RPI 26-50	W-L RECORDS	RPI 51-100	RPI 101-150	RPI 150+				
23- 4	1- 1	2- 1	OVERALL	2- 1	2- 0	16- 1				
10- 0	1- 0	1- 0	HOME	1- 0	0- 0	7- 0				
10- 3	0- 1	1- 1	AWAY	1- 0	1- 0	7- 1				
3- 1	0- 0	0- 0	NEUTRAL	0- 1	1- 0	2- 0				
10- 2	1- 1	1- 0	NON-CONFERENCE	2- 1	2- 0	4- 0				
3- 0	1- 0	0- 0	HOME	1- 0	0- 0	1- 0				
4- 1	0- 1	1- 0	AWAY	1- 0	1- 0	1- 0				
3- 1	0- 0	0- 0	NEUTRAL	0- 1	1- 0	2- 0				
13- 2	0- 0	1- 1	CONFERENCE	0- 0	0- 0	12- 1				
7- 0	0- 0	1- 0	HOME	0- 0	0- 0	6- 0				
6- 2	0- 0	0- 1	AWAY	0- 0	0- 0	6- 1				
0- 0	0- 0	0- 0	NEUTRAL	0- 0	0- 0	0- 0				

RPI 1-25				RPI 26-50				Team's RPI: 35		RPI 51-100				RPI 101+			
RPI	S	Opponent	Score	RPI	S	Opponent	Score		RPI	S	Opponent	Score	RPI	S	Opponent	Score	
12	H	Iowa St.	64 59	27	A	Missouri	74 61		51	N	Indiana	60 68	105	A	Creighton	77 65	
23	A	Drake	64 76	29	A	South Dakota St.	78 82		67	A	Missouri St.	85 74	108	N	Loyola Marymount	67 40	
				29	H	South Dakota St.	105 98		69	H	Green Bay	55 49	156	A	Denver	99 104	
													156	H	Denver	73 58	
													167	A	Oral Roberts	76 72	
													167	H	Oral Roberts	75 64	
													168	A	Montana	64 41	
													201	N	Grambling	67 53	
													231	A	Western Ill.	83 61	
													231	H	Western Ill.	92 49	
													247	N	Wichita St.	73 64	
													249	A	North Dakota	80 50	
													304	H	Incarinate Word	96 43	
													311	A	North Dakota St.	67 41	
													311	H	North Dakota St.	76 57	
													320	A	Omaha	80 49	
													320	H	Omaha	78 33	
													335	A	Purdue Fort Wayne	71 49	
													335	H	Purdue Fort Wayne	69 51	
LAST 12 Division I GAMES:																	
311	H	North Dakota St.	76 57	335	A	Purdue Fort Wayne	71 49		231	H	Western Ill.	92 49					
29	A	South Dakota St.	78 82	249	A	North Dakota	80 50		320	A	Omaha	80 49					
156	H	Denver	73 58	167	A	Oral Roberts	76 72		335	H	Purdue Fort Wayne	69 51					
231	A	Western Ill.	83 61														
167	H	Oral Roberts	75 64														
320	H	Omaha	78 33														

Non-Div I Games: St. Mary (NE) 112 52 Bellevue 79 40

South Dakota

Loss, Non-Conf, S Site, H Home A Away N Neutral

Average RPI Win:	195	WON-LOST	WINNING	LAST 10	STRENGTH OF	OPP. STRENGTH	TEAM	ADJ.	CONF.	ADJ CONF.
Average RPI Loss:	24	RECORD	PCT. RANK	GAMES	SCHEDULE	OF SCHEDULE	RPI	RPI	RPI	RPI
DIV. I ONLY	22- 6	29	1- 0	65	136	29	29	19	19	
DIV. I NON-CONF.	8- 5	119	0- 0	5	12	19	19	19	19	
TOTALS	RPI 1-25	RPI 26-50	W-L RECORDS	RPI 51-100	RPI 101-150	RPI 150+				
22- 6	2- 3	1- 2	OVERALL	2- 1	2- 0	15- 0				
12- 1	1- 1	1- 0	HOME	2- 0	1- 0	7- 0				
10- 3	1- 1	0- 1	AWAY	0- 1	1- 0	8- 0				
0- 2	0- 1	0- 1	NEUTRAL	0- 0	0- 0	0- 0				
8- 5	2- 3	0- 1	NON-CONFERENCE	2- 1	2- 0	2- 0				
5- 1	1- 1	0- 0	HOME	2- 0	1- 0	1- 0				
3- 2	1- 1	0- 0	AWAY	0- 1	1- 0	1- 0				
0- 2	0- 1	0- 1	NEUTRAL	0- 0	0- 0	0- 0				
14- 1	0- 0	1- 1	CONFERENCE	0- 0	0- 0	13- 0				
7- 0	0- 0	1- 0	HOME	0- 0	0- 0	6- 0				
7- 1	0- 0	0- 1	AWAY	0- 0	0- 0	7- 0				
0- 0	0- 0	0- 0	NEUTRAL	0- 0	0- 0	0- 0				

RPI 1-25				RPI 26-50				Team's RPI: 29	RPI 51-100				RPI 101+			
RPI	S	Opponent	Score	RPI	S	Opponent	Score		RPI	S	Opponent	Score	RPI	S	Opponent	Score
2	N	Baylor	66 72	35	A	South Dakota	98 105		54	A	Wyoming	70 77	105	H	Creighton	74 48
5	H	Oregon	79 87	35	H	South Dakota	82 78		69	H	Green Bay	77 47	137	A	Montana St.	88 67
11	A	Marquette	52 91	36	N	Buffalo	55 61		70	H	FGCU	80 62	156	A	Denver	83 67
23	H	Drake	80 71										156	H	Denver	76 59
24	A	Central Mich.	80 71										167	A	Oral Roberts	74 65
													167	H	Oral Roberts	68 55
													170	A	Chattanooga	71 54
													231	A	Western Ill.	93 84
													249	A	North Dakota	66 48
													249	H	North Dakota	81 58
													311	A	North Dakota St.	88 48
													311	H	North Dakota St.	86 33
													320	A	Omaha	82 38
													320	H	Omaha	81 47
													335	A	Purdue Fort Wayne	85 52
													335	H	Purdue Fort Wayne	92 68
													349	H	Savannah St.	97 49
LAST 12 Division I GAMES:																
35	H	South Dakota	82 78	156	A	Denver	83 67									
335	H	Purdue Fort Wayne	92 68	320	H	Omaha	81 47									
311	A	North Dakota St.	88 48	311	H	North Dakota St.	86 33									
320	A	Omaha	82 38	249	A	North Dakota	66 48									
249	H	North Dakota	81 58	167	H	Oral Roberts	68 55									
167	A	Oral Roberts	74 65	156	H	Denver	76 59									

Non-Div I Games:

South Dakota St.

Average RPI Win:	181	WON-LOST	WINNING	LAST 10	STRENGTH OF	OPP. STRENGTH	TEAM	ADJ.	CONF.	ADJ CONF.
Average RPI Loss:	80	RECORD	PCT. RANK	GAMES	SCHEDULE	OF SCHEDULE	RPI	RPI	RPI	RPI
DIV. I ONLY	16- 12	137	1- 0	112	70	125	125	9	9	
DIV. I NON-CONF.	9- 5	104	0- 0	195	18	126	126	8	8	
TOTALS	RPI 1-25	RPI 26-50	W-L RECORDS	RPI 51-100	RPI 101-150	RPI 150+				
16- 12	0- 4	1- 1	OVERALL	1- 2	3- 3	11- 2				
10- 4	0- 1	0- 0	HOME	0- 1	2- 1	8- 1				
5- 4	0- 2	0- 0	AWAY	1- 1	1- 0	3- 1				
1- 4	0- 1	1- 1	NEUTRAL	0- 0	0- 2	0- 0				
9- 5	0- 1	1- 1	NON-CONFERENCE	1- 1	1- 2	6- 0				
7- 0	0- 0	0- 0	HOME	0- 0	1- 0	6- 0				
1- 1	0- 0	0- 0	AWAY	1- 1	0- 0	0- 0				
1- 4	0- 1	1- 1	NEUTRAL	0- 0	0- 2	0- 0				
7- 7	0- 3	0- 0	CONFERENCE	0- 1	2- 1	5- 2				
3- 4	0- 1	0- 0	HOME	0- 1	1- 1	2- 1				
4- 3	0- 2	0- 0	AWAY	0- 0	1- 0	3- 1				
0- 0	0- 0	0- 0	NEUTRAL	0- 0	0- 0	0- 0				

RPI 1-25				RPI 26-50				RPI 51-100				RPI 101+ Team's RPI: 125			
RPI	S	Opponent	Score	RPI	S	Opponent	Score	RPI	S	Opponent	Score	RPI	S	Opponent	Score
6	A	UConn	46 63	31	N	UCLA	60 56	61	A	LSU	49 78	101	N	Virginia	67 74
18	A	UCF	63 66	33	N	North Carolina	69 71	72	A	Ohio St.	71 47	102	A	Houston	59 49
18	H	UCF	49 62					84	H	Cincinnati	56 57	102	H	Houston	52 54
21	N	Kentucky	63 85									105	N	Creighton	76 83
												130	H	Oklahoma	87 70
												150	H	Tulsa	59 48
												164	A	Tulane	50 45
												164	H	Tulane	73 46
												169	A	Temple	63 53
												195	H	George Washington	63 30
												201	H	Grambling	67 50
												204	H	Bethune-Cookman	88 39
												206	H	Memphis	40 47
												209	A	SMU	44 46
												221	A	East Carolina	63 50
												245	H	Albany (NY)	74 37
												247	H	Wichita St.	55 46
												283	H	Vermont	102 55
												314	H	New Hampshire	79 36
LAST 12 Division I GAMES:															
102	A	Houston	59 49	18	A	UCF	63 66								
247	H	Wichita St.	55 46	84	H	Cincinnati	56 57								
221	A	East Carolina	63 50	209	A	SMU	44 46								
150	H	Tulsa	59 48	206	H	Memphis	40 47								
102	H	Houston	52 54	164	H	Tulane	73 46								
164	A	Tulane	50 45	6	A	UConn	46 63								

Non-Div I Games:

South Fla.

■ Loss,
 ■ Non-Conf,
 ■ S Site,
 ■ Home
 ■ A Away
 N Neutral

Average RPI Win:	268	WON-LOST	WINNING	LAST 10	STRENGTH OF	OPP. STRENGTH	TEAM	ADJ.	CONF.	ADJ CONF.
Average RPI Loss:	175	RECORD	PCT. RANK	GAMES	SCHEDULE	OF SCHEDULE	RPI	RPI	RPI	RPI
DIV. I ONLY	11- 15	221	1- 0	255	282	232	232	22	22	
DIV. I NON-CONF.	3- 6	241	0- 0	217	269	223	223	22	22	
TOTALS	RPI 1-25	RPI 26-50	W-L RECORDS	RPI 51-100	RPI 101-150	RPI 150+				
11- 15	0- 1	0- 0	OVERALL	0- 1	0- 4	11- 9				
6- 4	0- 0	0- 0	HOME	0- 0	0- 1	6- 3				
5- 10	0- 1	0- 0	AWAY	0- 1	0- 3	5- 5				
0- 1	0- 0	0- 0	NEUTRAL	0- 0	0- 0	0- 1				
3- 6	0- 1	0- 0	NON-CONFERENCE	0- 0	0- 1	3- 4				
1- 1	0- 0	0- 0	HOME	0- 0	0- 0	1- 1				
2- 4	0- 1	0- 0	AWAY	0- 0	0- 1	2- 2				
0- 1	0- 0	0- 0	NEUTRAL	0- 0	0- 0	0- 1				
8- 9	0- 0	0- 0	CONFERENCE	0- 1	0- 3	8- 5				
5- 3	0- 0	0- 0	HOME	0- 0	0- 1	5- 2				
3- 6	0- 0	0- 0	AWAY	0- 1	0- 2	3- 3				
0- 0	0- 0	0- 0	NEUTRAL	0- 0	0- 0	0- 0				

RPI 1-25				RPI 26-50				RPI 51-100				RPI 101+ Team's RPI: 232			
RPI	S	Opponent	Score	RPI	S	Opponent	Score	RPI	S	Opponent	Score	RPI	S	Opponent	Score
9	A	Mississippi St.	53 88					63	A	Belmont	57 91	118	A	UT Martin	50 61
												118	H	UT Martin	73 80
												131	A	Morehead St.	54 82
												146	A	Southern Ill.	40 60
												160	A	Bradley	79 85
												161	H	Tennessee Tech	62 53
												175	N	North Ala.	67 80
												187	H	Indiana St.	51 62
												206	A	Memphis	57 69
												216	H	Jacksonville St.	39 56
												219	A	SIUE	62 52
												219	H	SIUE	63 58
												231	H	Western Ill.	81 71
												257	A	Austin Peay	54 56
												257	H	Austin Peay	64 54
												265	A	Murray St.	74 82
												265	H	Murray St.	59 64
												287	A	Eastern Ill.	80 54
												287	H	Eastern Ill.	72 57
												302	A	Tennessee St.	59 62
												302	H	Tennessee St.	81 57
												319	A	NJIT	68 58
												332	A	Eastern Ky.	52 42
												333	A	Evansville	54 50
LAST 12 Division I GAMES:															
302	H	Tennessee St.	81 57	161	H	Tennessee Tech	62 53								
265	A	Murray St.	74 82	302	A	Tennessee St.	59 62								
257	A	Austin Peay	54 56	63	A	Belmont	57 91								
287	A	Eastern Ill.	80 54	287	H	Eastern Ill.	72 57								
118	A	UT Martin	50 61	219	H	SIUE	63 58								
216	H	Jacksonville St.	39 56	332	A	Eastern Ky.	52 42								

Non-Div I Games: Ill.-Springfield 82 46 Harris-Stowe 80 65

Southeast Mo. St.

■ Loss,
 ■ Non-Conf,
 ■ S Site,
 ■ Home
 ■ A Away
 N Neutral

Average RPI Win:	271	WON-LOST	WINNING	LAST 10	STRENGTH OF	OPP. STRENGTH	TEAM	ADJ.	CONF.	ADJ CONF.
Average RPI Loss:	210	RECORD	PCT. RANK	GAMES	SCHEDULE	OF SCHEDULE	RPI	RPI	RPI	RPI
DIV. I ONLY	8- 16	265	0- 1	327	301	306	306	25	25	
DIV. I NON-CONF.	4- 5	190	0- 0	298	322	218	218	23	23	
TOTALS	RPI 1-25	RPI 26-50	W-L RECORDS	RPI 51-100	RPI 101-150	RPI 150+				
8- 16	0- 0	0- 0	OVERALL	0- 3	0- 0	8- 13				
5- 5	0- 0	0- 0	HOME	0- 1	0- 0	5- 4				
3- 11	0- 0	0- 0	AWAY	0- 2	0- 0	3- 9				
0- 0	0- 0	0- 0	NEUTRAL	0- 0	0- 0	0- 0				
4- 5	0- 0	0- 0	NON-CONFERENCE	0- 1	0- 0	4- 4				
1- 1	0- 0	0- 0	HOME	0- 0	0- 0	1- 1				
3- 4	0- 0	0- 0	AWAY	0- 1	0- 0	3- 3				
0- 0	0- 0	0- 0	NEUTRAL	0- 0	0- 0	0- 0				
4- 11	0- 0	0- 0	CONFERENCE	0- 2	0- 0	4- 9				
4- 4	0- 0	0- 0	HOME	0- 1	0- 0	4- 3				
0- 7	0- 0	0- 0	AWAY	0- 1	0- 0	0- 6				
0- 0	0- 0	0- 0	NEUTRAL	0- 0	0- 0	0- 0				

RPI S	Opponent	Score	RPI S	Opponent	Score	RPI S	Opponent	Score	RPI S	Opponent	Score	Team's RPI: 306
						61	A LSU	52 72	153	A Alabama	40 88	
						62	A Lamar University	54 94	159	A Abilene Christian	66 86	
						79	H SFA	51 62	159	H Abilene Christian	74 71	
									172	A Louisiana Tech	53 72	
									173	H Nicholls St.	66 73	
									183	H Southern Miss.	52 59	
									185	A Sam Houston St.	63 94	
									209	A SMU	63 62	
									244	H A&M-Corpus Christi	56 45	
									270	A Central Ark.	33 75	
									270	H Central Ark.	62 53	
									279	A Jackson St.	50 45	
									290	A Alabama A&M	48 51	
									291	H New Orleans	58 61	
									304	A Incarnate Word	69 76	
									316	H La.-Monroe	49 42	
									323	A McNeese	56 62	
									323	H McNeese	70 75	
									328	A Northwestern St.	47 58	
									337	H Houston Baptist	73 65	
									351	A Alcorn	77 59	
LAST 12 Division I GAMES:												
159	A	Abilene Christian	66	86	173	H	Nicholls St.	66	73			
291	H	New Orleans	58	61	185	A	Sam Houston St.	63	94			
323	H	McNeese	70	75	328	A	Northwestern St.	47	58			
304	A	Incarnate Word	69	76	337	H	Houston Baptist	73	65			
270	A	Central Ark.	33	75	323	A	McNeese	56	62			
244	H	A&M-Corpus Christi	56	45	62	A	Lamar University	54	94			

Non-Div I Games: Mobile 70 57 Xavier (LA) 47 59

Southeastern La.

Loss, Non-Conf, S Site, H Home A Away N Neutral

Average RPI Win:	149	WON-LOST	WINNING	LAST 10	STRENGTH OF	OPP. STRENGTH	TEAM	ADJ.	CONF.	ADJ CONF.
Average RPI Loss:	34	RECORD	PCT. RANK	GAMES	SCHEDULE	OF SCHEDULE	RPI	RPI	RPI	RPI
DIV. I ONLY	15- 12	146	0- 1	23	22	42	42	2	2	
DIV. I NON-CONF.	10- 1	17	0- 0	146	139	24	24	2	2	
TOTALS	RPI 1-25	RPI 26-50	W-L RECORDS	RPI 51-100	RPI 101-150	RPI 150+				
15- 12	0- 8	2- 2	OVERALL	3- 1	2- 0	8- 1				
8- 4	0- 3	1- 1	HOME	1- 0	2- 0	4- 0				
6- 8	0- 5	1- 1	AWAY	2- 1	0- 0	3- 1				
1- 0	0- 0	0- 0	NEUTRAL	0- 0	0- 0	1- 0				
10- 1	0- 1	0- 0	NON-CONFERENCE	2- 0	1- 0	7- 0				
5- 0	0- 0	0- 0	HOME	1- 0	1- 0	3- 0				
4- 1	0- 1	0- 0	AWAY	1- 0	0- 0	3- 0				
1- 0	0- 0	0- 0	NEUTRAL	0- 0	0- 0	1- 0				
5- 11	0- 7	2- 2	CONFERENCE	1- 1	1- 0	1- 1				
3- 4	0- 3	1- 1	HOME	0- 0	1- 0	1- 0				
2- 7	0- 4	1- 1	AWAY	1- 1	0- 0	0- 1				
0- 0	0- 0	0- 0	NEUTRAL	0- 0	0- 0	0- 0				

RPI 1-25				RPI 26-50				Team's RPI: 42	RPI 51-100				RPI 101+			
RPI	S	Opponent	Score	RPI	S	Opponent	Score		RPI	S	Opponent	Score	RPI	S	Opponent	Score
4	A	Stanford	64 72	31	A	UCLA	72 67		60	A	Utah	84 80	136	H	UC Riverside	73 55
4	H	Stanford	67 69	31	H	UCLA	65 72		78	A	Arizona	68 71	145	H	Washington St.	81 73
5	A	Oregon	78 96	38	A	California	59 66		85	A	UT Arlington	73 61	152	H	CSUN	58 42
5	H	Oregon	53 93	38	H	California	86 76		91	H	Fresno St.	62 61	155	H	Washington	82 57
16	A	Texas A&M	51 71										163	A	Colorado	76 81
19	A	Arizona St.	59 68										165	H	Santa Clara	77 46
20	A	Oregon St.	61 68										184	N	Utah St.	55 46
20	H	Oregon St.	52 76										200	A	UNLV	86 72
													225	A	Nevada	72 51
													275	A	Long Beach St.	86 50
													300	H	UC Santa Barbara	82 39
LAST 12 Division I GAMES:																
5	A	Oregon	78 96	145	H	Washington St.	81 73									
20	A	Oregon St.	61 68	155	H	Washington	82 57									
4	H	Stanford	67 69	19	A	Arizona St.	59 68									
38	H	California	86 76	78	A	Arizona	68 71									
163	A	Colorado	76 81	31	A	UCLA	72 67									
60	A	Utah	84 80	20	H	Oregon St.	52 76									

Non-Div I Games:

Southern California

■ Loss,
 ■ Non-Conf,
 ■ S Site,
 ■ H Home
 ■ A Away
 N Neutral

Average RPI Win:	226	WON-LOST	WINNING	LAST 10	STRENGTH OF	OPP. STRENGTH	TEAM	ADJ.	CONF.	ADJ CONF.
Average RPI Loss:	112	RECORD	PCT. RANK	GAMES	SCHEDULE	OF SCHEDULE	RPI	RPI	RPI	RPI
DIV. I ONLY	13- 12	164	1- 0	100	211	146	146	13	13	
DIV. I NON-CONF.	7- 4	108	0- 0	91	217	75	75	15	15	
TOTALS	RPI 1-25	RPI 26-50	W-L RECORDS	RPI 51-100	RPI 101-150	RPI 150+				
13- 12	0- 2	0- 0	OVERALL	1- 3	2- 2	10- 5				
9- 3	0- 0	0- 0	HOME	1- 1	1- 0	7- 2				
3- 8	0- 1	0- 0	AWAY	0- 2	0- 2	3- 3				
1- 1	0- 1	0- 0	NEUTRAL	0- 0	1- 0	0- 0				
7- 4	0- 1	0- 0	NON-CONFERENCE	1- 0	2- 2	4- 1				
5- 0	0- 0	0- 0	HOME	1- 0	1- 0	3- 0				
1- 3	0- 0	0- 0	AWAY	0- 0	0- 2	1- 1				
1- 1	0- 1	0- 0	NEUTRAL	0- 0	1- 0	0- 0				
6- 8	0- 1	0- 0	CONFERENCE	0- 3	0- 0	6- 4				
4- 3	0- 0	0- 0	HOME	0- 1	0- 0	4- 2				
2- 5	0- 1	0- 0	AWAY	0- 2	0- 0	2- 2				
0- 0	0- 0	0- 0	NEUTRAL	0- 0	0- 0	0- 0				

RPI 1-25				RPI 26-50				RPI 51-100				RPI 101+ Team's RPI: 146			
RPI	S	Opponent	Score	RPI	S	Opponent	Score	RPI	S	Opponent	Score	RPI	S	Opponent	Score
19	N	Arizona St.	38 82					67	A	Missouri St.	51 66	113	N	Hartford	72 50
23	A	Drake	66 94					67	H	Missouri St.	58 70	118	A	UT Martin	94 95
								90	A	UNI	53 65	121	A	Western Ky.	76 83
								97	H	Northern Ill.	82 73	134	H	IUPUI	78 73
												154	A	Illinois St.	52 60
												154	H	Illinois St.	66 68
												160	A	Bradley	53 58
												160	H	Bradley	62 55
												178	A	Saint Louis	58 62
												187	H	Indiana St.	58 61
												203	H	Marshall	58 49
												232	H	Southeast Mo. St.	60 40
												243	A	Loyola Chicago	64 41
												243	H	Loyola Chicago	74 63
												265	A	Murray St.	65 59
												287	H	Eastern Ill.	73 59
												312	A	Valparaiso	58 47
												312	H	Valparaiso	87 65
												333	H	Evansville	67 47
LAST 12 Division I GAMES:															
312	A	Valparaiso	58 47	90	A	UNI	53 65								
243	A	Loyola Chicago	64 41	243	H	Loyola Chicago	74 63								
154	H	Illinois St.	66 68	312	H	Valparaiso	87 65								
160	H	Bradley	62 55	160	A	Bradley	53 58								
67	H	Missouri St.	58 70	154	A	Illinois St.	52 60								
23	A	Drake	66 94	67	A	Missouri St.	51 66								

Non-Div I Games:

Southern Ill.

■ Loss,
 ■ Non-Conf,
 ■ S Site,
 ■ Home
 ■ A Away
 N Neutral

Average RPI Win:	258	WON-LOST	WINNING	LAST 10	STRENGTH OF	OPP. STRENGTH	TEAM	ADJ.	CONF.	ADJ CONF.
Average RPI Loss:	108	RECORD	PCT. RANK	GAMES	SCHEDULE	OF SCHEDULE	RPI	RPI	RPI	RPI
DIV. I ONLY	14- 11	144	1- 0	210	218	183	183	14	14	
DIV. I NON-CONF.	6- 5	143	0- 0	273	324	247	247	17	17	
TOTALS	RPI 1-25	RPI 26-50	W-L RECORDS	RPI 51-100	RPI 101-150	RPI 150+				
14- 11	0- 1	0- 1	OVERALL	0- 3	2- 2	12- 4				
9- 6	0- 1	0- 1	HOME	0- 1	1- 1	8- 2				
5- 5	0- 0	0- 0	AWAY	0- 2	1- 1	4- 2				
0- 0	0- 0	0- 0	NEUTRAL	0- 0	0- 0	0- 0				
6- 5	0- 1	0- 0	NON-CONFERENCE	0- 1	0- 1	6- 2				
5- 3	0- 1	0- 0	HOME	0- 0	0- 1	5- 1				
1- 2	0- 0	0- 0	AWAY	0- 1	0- 0	1- 1				
0- 0	0- 0	0- 0	NEUTRAL	0- 0	0- 0	0- 0				
8- 6	0- 0	0- 1	CONFERENCE	0- 2	2- 1	6- 2				
4- 3	0- 0	0- 1	HOME	0- 1	1- 0	3- 1				
4- 3	0- 0	0- 0	AWAY	0- 1	1- 1	3- 1				
0- 0	0- 0	0- 0	NEUTRAL	0- 0	0- 0	0- 0				

RPI 1-25				RPI 26-50				RPI 51-100				RPI 101+ Team's RPI: 183			
RPI	S	Opponent	Score	RPI	S	Opponent	Score	RPI	S	Opponent	Score	RPI	S	Opponent	Score
9	H	Mississippi St.	42 86	32	H	Rice	47 58	59	A	Middle Tenn.	49 66	102	H	Houston	44 61
								89	H	Old Dominion	50 53	103	A	UAB	60 71
								96	A	South Alabama	68 77	120	H	Charlotte	65 54
												121	A	Western Ky.	69 56
												164	A	Tulane	54 71
												172	A	Louisiana Tech	85 106
												172	H	Louisiana Tech	74 70
												176	H	North Texas	48 62
												185	H	Sam Houston St.	61 65
												201	H	Grambling	68 47
												203	A	Marshall	64 52
												280	A	UTEP	64 63
												281	H	Samford	76 40
												305	H	Fla. Atlantic	67 45
												306	A	Southeastern La.	59 52
												307	A	UTSA	70 45
												315	H	FIU	71 57
												327	H	Mississippi Val.	67 60
												328	H	Northwestern St.	69 54
												351	H	Alcorn	66 47
LAST 12 Division I GAMES:															
172	H	Louisiana Tech	74 70	203	A	Marshall	64 52								
280	A	UTEP	64 63	121	A	Western Ky.	69 56								
307	A	UTSA	70 45	89	H	Old Dominion	50 53								
172	A	Louisiana Tech	85 106	120	H	Charlotte	65 54								
305	H	Fla. Atlantic	67 45	103	A	UAB	60 71								
315	H	FIU	71 57	59	A	Middle Tenn.	49 66								

Non-Div I Games: Blue Mountain (MS) 84 38 William Carey 74 48

Southern Miss.

Loss, Non-Conf, S Site, H Home A Away N Neutral

Average RPI Win:	288	WON-LOST	WINNING	LAST 10	STRENGTH OF	OPP. STRENGTH	TEAM	ADJ.	CONF.	ADJ CONF.
Average RPI Loss:	111	RECORD	PCT. RANK	GAMES	SCHEDULE	OF SCHEDULE	RPI	RPI	RPI	RPI
DIV. I ONLY	12- 10	152	0- 0	227	266	173	173	29	29	
DIV. I NON-CONF.	0- 7	336	0- 0	3	4	183	183	28	28	
TOTALS	RPI 1-25	RPI 26-50	W-L RECORDS	RPI 51-100	RPI 101-150	RPI 150+				
12- 10	0- 3	0- 2	OVERALL	0- 1	0- 1	12- 3				
6- 3	0- 0	0- 0	HOME	0- 1	0- 0	6- 2				
6- 7	0- 3	0- 2	AWAY	0- 0	0- 1	6- 1				
0- 0	0- 0	0- 0	NEUTRAL	0- 0	0- 0	0- 0				
0- 7	0- 3	0- 2	NON-CONFERENCE	0- 1	0- 1	0- 0				
0- 1	0- 0	0- 0	HOME	0- 1	0- 0	0- 0				
0- 6	0- 3	0- 2	AWAY	0- 0	0- 1	0- 0				
0- 0	0- 0	0- 0	NEUTRAL	0- 0	0- 0	0- 0				
12- 3	0- 0	0- 0	CONFERENCE	0- 0	0- 0	12- 3				
6- 2	0- 0	0- 0	HOME	0- 0	0- 0	6- 2				
6- 1	0- 0	0- 0	AWAY	0- 0	0- 0	6- 1				
0- 0	0- 0	0- 0	NEUTRAL	0- 0	0- 0	0- 0				

RPI 1-25				RPI 26-50				RPI 51-100				RPI 101+ Team's RPI: 173			
RPI	S	Opponent	Score	RPI	S	Opponent	Score	RPI	S	Opponent	Score	RPI	S	Opponent	Score
2	A	Baylor	49 94	41	A	TCU	40 69	96	H	South Alabama	49 53	144	A	Texas Tech	58 76
19	A	Arizona St.	47 69	44	A	Michigan	35 76					201	A	Grambling	86 81
21	A	Kentucky	41 91									201	H	Grambling	71 65
												207	H	Prairie View	54 55
												242	H	Texas Southern	63 61
												260	A	Alabama St.	61 78
												260	H	Alabama St.	62 52
												279	A	Jackson St.	76 74
												279	H	Jackson St.	52 59
												290	A	Alabama A&M	54 50
												290	H	Alabama A&M	68 60
												327	A	Mississippi Val.	67 46
												327	H	Mississippi Val.	74 67
												345	A	Ark.-Pine Bluff	56 45
												345	H	Ark.-Pine Bluff	73 41
												351	A	Alcorn	75 54
LAST 12 Division I GAMES:															
260	H	Alabama St.	62 52	351	A	Alcorn	75 54								
290	H	Alabama A&M	68 60	260	A	Alabama St.	61 78								
327	A	Mississippi Val.	67 46	290	A	Alabama A&M	54 50								
345	A	Ark.-Pine Bluff	56 45	327	H	Mississippi Val.	74 67								
279	H	Jackson St.	52 59	345	H	Ark.-Pine Bluff	73 41								
201	H	Grambling	71 65	279	A	Jackson St.	76 74								

Non-Div I Games: Dillard 61 63 Wiley 89 58 Louisiana Col. 77 53 Millsaps 71 36 Southern U.

Average RPI Win:	221	WON-LOST	WINNING	LAST 10	STRENGTH OF	OPP. STRENGTH	TEAM	ADJ.	CONF.	ADJ CONF.
Average RPI Loss:	155	RECORD	PCT. RANK	GAMES	SCHEDULE	OF SCHEDULE	RPI	RPI	RPI	RPI
DIV. I ONLY	6- 20	304	0- 1	136	222	286	286	16	16	
DIV. I NON-CONF.	3- 6	241	0- 1	35	309	182	182	12	12	
TOTALS	RPI 1-25	RPI 26-50	W-L RECORDS	RPI 51-100	RPI 101-150	RPI 150+				
6- 20	0- 0	1- 0	OVERALL	0- 5	0- 6	5- 9				
5- 7	0- 0	1- 0	HOME	0- 2	0- 2	4- 3				
1- 13	0- 0	0- 0	AWAY	0- 3	0- 4	1- 6				
0- 0	0- 0	0- 0	NEUTRAL	0- 0	0- 0	0- 0				
3- 6	0- 0	1- 0	NON-CONFERENCE	0- 2	0- 1	2- 3				
3- 1	0- 0	1- 0	HOME	0- 0	0- 0	2- 1				
0- 5	0- 0	0- 0	AWAY	0- 2	0- 1	0- 2				
0- 0	0- 0	0- 0	NEUTRAL	0- 0	0- 0	0- 0				
3- 14	0- 0	0- 0	CONFERENCE	0- 3	0- 5	3- 6				
2- 6	0- 0	0- 0	HOME	0- 2	0- 2	2- 2				
1- 8	0- 0	0- 0	AWAY	0- 1	0- 3	1- 4				
0- 0	0- 0	0- 0	NEUTRAL	0- 0	0- 0	0- 0				

RPI 1-25				RPI 26-50				RPI 51-100				RPI 101+				Team's RPI: 286	
RPI	S	Opponent	Score	RPI	S	Opponent	Score	RPI	S	Opponent	Score	RPI	S	Opponent	Score		
				30	H	BYU	67 64	56	A	Boise St.	53 88	109	A	Idaho St.	47 80		
								76	A	Idaho	49 77	109	H	Idaho St.	57 69		
								76	H	Idaho	70 82	136	A	UC Riverside	50 56		
								86	A	UC Davis	45 68	137	A	Montana St.	64 69		
								100	H	Northern Colo.	44 71	138	A	Portland St.	49 63		
												138	H	Portland St.	56 81		
												156	H	Denver	70 71		
												167	A	Oral Roberts	59 64		
												168	A	Montana	57 79		
												181	A	Eastern Wash.	66 80		
												181	H	Eastern Wash.	73 63		
												182	A	UC Irvine	58 75		
												254	A	Northern Ariz.	82 76		
												254	H	Northern Ariz.	69 78		
												256	A	Sacramento St.	76 77		
												256	H	Sacramento St.	69 75		
												266	H	San Diego	69 59		
												273	H	Utah Valley	60 59		
												322	A	Weber St.	66 67		
												322	H	Weber St.	84 79		
LAST 12 Division I GAMES:																	
				136	A	UC Riverside	50 56	322	A	Weber St.	66 67						
				76	A	Idaho	49 77	76	H	Idaho	70 82						
				181	A	Eastern Wash.	66 80	181	H	Eastern Wash.	73 63						
				138	H	Portland St.	56 81	254	H	Northern Ariz.	69 78						
				256	H	Sacramento St.	69 75	100	H	Northern Colo.	44 71						
				109	A	Idaho St.	47 80	256	A	Sacramento St.	76 77						

Non-Div I Games:

Southern Utah

■ Loss,
■ Non-Conf,
■ S Site,
■ H Home
■ A Away
N Neutral

Average RPI Win:	242	WON-LOST	WINNING	LAST 10	STRENGTH OF	OPP. STRENGTH	TEAM	ADJ.	CONF.	ADJ CONF.
Average RPI Loss:	149	RECORD	PCT. RANK	GAMES	SCHEDULE	OF SCHEDULE	RPI	RPI	RPI	RPI
DIV. I ONLY	8- 20	284	0- 1	157	177	259	259	17	17	
DIV. I NON-CONF.	3- 10	278	0- 0	112	156	242	242	16	16	
TOTALS	RPI 1-25	RPI 26-50	W-L RECORDS	RPI 51-100	RPI 101-150	RPI 150+				
8- 20	0- 0	0- 3	OVERALL	0- 2	0- 6	8- 9				
4- 9	0- 0	0- 1	HOME	0- 1	0- 4	4- 3				
4- 10	0- 0	0- 1	AWAY	0- 1	0- 2	4- 6				
0- 1	0- 0	0- 1	NEUTRAL	0- 0	0- 0	0- 0				
3- 10	0- 0	0- 3	NON-CONFERENCE	0- 2	0- 2	3- 3				
2- 3	0- 0	0- 1	HOME	0- 1	0- 0	2- 1				
1- 6	0- 0	0- 1	AWAY	0- 1	0- 2	1- 2				
0- 1	0- 0	0- 1	NEUTRAL	0- 0	0- 0	0- 0				
5- 10	0- 0	0- 0	CONFERENCE	0- 0	0- 4	5- 6				
2- 6	0- 0	0- 0	HOME	0- 0	0- 4	2- 2				
3- 4	0- 0	0- 0	AWAY	0- 0	0- 0	3- 4				
0- 0	0- 0	0- 0	NEUTRAL	0- 0	0- 0	0- 0				

RPI 1-25			RPI 26-50			RPI 51-100			RPI 101+			Team's RPI: 259
RPI	S	Opponent	Score	RPI	S	Opponent	Score	RPI	S	Opponent	Score	
36	A	Buffalo	43 90	77	H	Kent St.	64 76	107	H	VCU	50 59	
39	N	Ohio	53 70	98	A	Georgia	40 67	111	H	Fordham	44 53	
48	H	Bucknell	46 77					122	H	Dayton	49 62	
								127	A	Penn St.	65 80	
								135	H	Duquesne	54 60	
								141	A	Akron	58 67	
								156	A	Denver	62 76	
								158	A	Davidson	55 67	
								178	H	Saint Louis	45 62	
								195	A	George Washington	44 57	
								196	A	George Mason	68 57	
								196	H	George Mason	64 55	
								218	H	Hofstra	59 67	
								224	A	Cornell	44 58	
								227	A	Massachusetts	64 63	
								238	A	Saint Joseph's	41 66	
								252	A	Rhode Island	84 68	
								252	H	Rhode Island	62 61	
								267	A	Niagara	76 48	
								269	H	Siena	74 58	
								276	A	Richmond	49 57	
								278	H	Canisius	100 94	
								288	H	La Salle	45 52	
LAST 12 Division I GAMES:												
288	H	La Salle	45 52	107	H	VCU	50 59					
195	A	George Washington	44 57	196	H	George Mason	64 55					
252	H	Rhode Island	62 61	252	A	Rhode Island	84 68					
111	H	Fordham	44 53	227	A	Massachusetts	64 63					
276	A	Richmond	49 57	178	H	Saint Louis	45 62					
158	A	Davidson	55 67	122	H	Dayton	49 62					

Non-Div I Games:

St. Bonaventure

Average RPI Win:	297	WON-LOST	WINNING	LAST 10	STRENGTH OF	OPP. STRENGTH	TEAM	ADJ.	CONF.	ADJ CONF.
Average RPI Loss:	215	RECORD	PCT. RANK	GAMES	SCHEDULE	OF SCHEDULE	RPI	RPI	RPI	RPI
DIV. I ONLY	14- 12	154	0- 1	342	347	262	262	31	31	
DIV. I NON-CONF.	5- 6	177	0- 0	316	323	279	279	31	31	
TOTALS	RPI 1-25	RPI 26-50	W-L RECORDS	RPI 51-100	RPI 101-150	RPI 150+				
14- 12	0- 0	0- 0	OVERALL	0- 1	1- 1	13- 10				
7- 4	0- 0	0- 0	HOME	0- 1	0- 0	7- 3				
6- 7	0- 0	0- 0	AWAY	0- 0	1- 1	5- 6				
1- 1	0- 0	0- 0	NEUTRAL	0- 0	0- 0	1- 1				
5- 6	0- 0	0- 0	NON-CONFERENCE	0- 1	1- 1	4- 4				
2- 2	0- 0	0- 0	HOME	0- 1	0- 0	2- 1				
2- 3	0- 0	0- 0	AWAY	0- 0	1- 1	1- 2				
1- 1	0- 0	0- 0	NEUTRAL	0- 0	0- 0	1- 1				
9- 6	0- 0	0- 0	CONFERENCE	0- 0	0- 0	9- 6				
5- 2	0- 0	0- 0	HOME	0- 0	0- 0	5- 2				
4- 4	0- 0	0- 0	AWAY	0- 0	0- 0	4- 4				
0- 0	0- 0	0- 0	NEUTRAL	0- 0	0- 0	0- 0				

RPI 1-25			RPI 26-50			RPI 51-100			RPI 101+			Team's RPI: 262
RPI	S	Opponent	Score	RPI	S	Opponent	Score	RPI	S	Opponent	Score	
						66 H Princeton	64 83			131 A Morehead St.	101 94	
										139 A Seton Hall	77 100	
										151 A Stony Brook	67 74	
										197 A Robert Morris	57 74	
										197 H Robert Morris	56 75	
										217 A Sacred Heart	56 53	
										217 H Sacred Heart	66 68	
										230 A Saint Francis (PA)	84 86	
										230 H Saint Francis (PA)	78 65	
										237 A Mt. St. Mary's	75 78	
										245 H Albany (NY)	60 67	
										277 H Manhattan	73 65	
										282 A Army West Point	57 69	
										296 A Loyola Maryland	75 70	
										299 A Bryant	60 55	
										310 A Wagner	85 87	
										310 H Wagner	76 61	
										312 N Valparaiso	76 78	
										318 H Central Conn. St.	70 58	
										342 H Saint Peter's	74 70	
										346 A LIU Brooklyn	79 67	
										346 H LIU Brooklyn	87 64	
										347 A Fairleigh Dickinson	64 53	
										347 H Fairleigh Dickinson	73 61	
										350 N Chicago St.	110 73	
LAST 12 Division I GAMES:												
230	A	Saint Francis (PA)	84 86	217	A	Sacred Heart	56 53					
197	A	Robert Morris	57 74	237	A	Mt. St. Mary's	75 78					
318	H	Central Conn. St.	70 58	347	A	Fairleigh Dickinson	64 53					
346	H	LIU Brooklyn	87 64	346	A	LIU Brooklyn	79 67					
310	A	Wagner	85 87	217	H	Sacred Heart	66 68					
347	H	Fairleigh Dickinson	73 61	230	H	Saint Francis (PA)	78 65					

Non-Div I Games: Mercy 102 51

St. Francis Brooklyn

Average RPI Win:	171	WON-LOST	WINNING	LAST 10	STRENGTH OF	OPP. STRENGTH	TEAM	ADJ.	CONF.	ADJ CONF.
Average RPI Loss:	62	RECORD	PCT. RANK	GAMES	SCHEDULE	OF SCHEDULE	RPI	RPI	RPI	RPI
DIV. I ONLY	14- 14	171	0- 1	70	45	104	104	6	6	
DIV. I NON-CONF.	7- 4	108	0- 0	218	60	111	111	4	4	
TOTALS	RPI 1-25	RPI 26-50	W-L RECORDS	RPI 51-100	RPI 101-150	RPI 150+				
14- 14	1- 5	1- 4	OVERALL	2- 1	3- 4	7- 0				
5- 6	1- 2	0- 2	HOME	1- 0	1- 2	2- 0				
7- 7	0- 2	1- 2	AWAY	0- 1	2- 2	4- 0				
2- 1	0- 1	0- 0	NEUTRAL	1- 0	0- 0	1- 0				
7- 4	0- 2	0- 1	NON-CONFERENCE	1- 0	1- 1	5- 0				
2- 1	0- 1	0- 0	HOME	0- 0	1- 0	1- 0				
3- 2	0- 0	0- 1	AWAY	0- 0	0- 1	3- 0				
2- 1	0- 1	0- 0	NEUTRAL	1- 0	0- 0	1- 0				
7- 10	1- 3	1- 3	CONFERENCE	1- 1	2- 3	2- 0				
3- 5	1- 1	0- 2	HOME	1- 0	0- 2	1- 0				
4- 5	0- 2	1- 1	AWAY	0- 1	2- 1	1- 0				
0- 0	0- 0	0- 0	NEUTRAL	0- 0	0- 0	0- 0				

RPI 1-25				RPI 26-50				RPI 51-100				RPI 101+				Team's RPI: 104
RPI	S	Opponent	Score	RPI	S	Opponent	Score	RPI	S	Opponent	Score	RPI	S	Opponent	Score	
6	N	UConn	55 65	37	A	James Madison	51 64	81	N	Purdue	68 62	105	A	Creighton	51 45	
11	A	Marquette	73 83	47	A	Villanova	66 62	93	A	Georgetown	80 82	105	H	Creighton	63 65	
11	H	Marquette	81 74	47	H	Villanova	57 73	93	H	Georgetown	59 51	114	A	Providence	60 57	
22	H	Florida St.	53 57	49	A	Butler	45 66					114	H	Providence	66 67	
25	A	DePaul	64 73	49	H	Butler	68 73					116	H	Yale	56 52	
25	H	DePaul	62 70									139	A	Seton Hall	67 77	
												142	A	Wake Forest	59 64	
												188	A	Xavier	76 57	
												188	H	Xavier	70 41	
												211	N	Ole Miss	64 59	
												282	A	Army West Point	60 49	
												288	A	La Salle	83 57	
												324	A	Iona	61 35	
												343	H	Delaware St.	82 44	
LAST 12 Division I GAMES:																
93	A	Georgetown	80 82	188	H	Xavier	70 41									
47	A	Villanova	66 62	49	H	Butler	68 73									
25	H	DePaul	62 70	47	H	Villanova	57 73									
11	H	Marquette	81 74	93	H	Georgetown	59 51									
114	A	Providence	60 57	11	A	Marquette	73 83									
105	A	Creighton	51 45	25	A	DePaul	64 73									

Non-Div I Games:

St. John's (NY)

■ Loss,
■ Non-Conf,
■ S Site,
■ H Home
■ A Away
N Neutral

Team Record				Through Games of Feb. 10, 1919						
Average RPI Win:	82	WON-LOST	WINNING	LAST 10	STRENGTH OF	OPP. STRENGTH	TEAM	ADJ.	CONF.	ADJ CONF.
Average RPI Loss:	29	RECORD	PCT. RANK	GAMES	SCHEDULE	OF SCHEDULE	RPI	RPI	RPI	RPI
DIV. I ONLY	23- 4	11	1- 0	2	10	4	4	2	2	
DIV. I NON-CONF.	10- 1	17	0- 0	8	35	3	3	2	2	
TOTALS	RPI 1-25	RPI 26-50	W-L RECORDS	RPI 51-100	RPI 101-150	RPI 150+				
23- 4	4- 2	6- 1	OVERALL	7- 1	1- 0	5- 0				
13- 1	3- 1	3- 0	HOME	3- 0	1- 0	3- 0				
8- 3	1- 1	3- 1	AWAY	2- 1	0- 0	2- 0				
2- 0	0- 0	0- 0	NEUTRAL	2- 0	0- 0	0- 0				
10- 1	1- 1	1- 0	NON-CONFERENCE	5- 0	0- 0	3- 0				
5- 0	1- 0	0- 0	HOME	2- 0	0- 0	2- 0				
3- 1	0- 1	1- 0	AWAY	1- 0	0- 0	1- 0				
2- 0	0- 0	0- 0	NEUTRAL	2- 0	0- 0	0- 0				
13- 3	3- 1	5- 1	CONFERENCE	2- 1	1- 0	2- 0				
8- 1	2- 1	3- 0	HOME	1- 0	1- 0	1- 0				
5- 2	1- 0	2- 1	AWAY	1- 1	0- 0	1- 0				
0- 0	0- 0	0- 0	NEUTRAL	0- 0	0- 0	0- 0				

RPI	S	Opponent	Score	RPI	S	Opponent	Score	RPI	S	Opponent	Score	RPI	S	Opponent	Score
2	H	Baylor	68 63	31	A	UCLA	65 51	60	A	Utah	68 75	145	H	Washington St.	85 64
5	H	Oregon	48 88	31	H	UCLA	86 80	65	A	Tennessee	95 85	152	H	CSUN	69 43
13	A	Gonzaga	73 79	36	A	Buffalo	62 55	70	N	FGCU	88 65	155	H	Washington	91 54
19	A	Arizona St.	72 65	38	A	California	80 81	71	N	American	71 49	163	A	Colorado	80 69
19	H	Arizona St.	71 50	38	H	California	75 50	76	H	Idaho	115 71	236	A	Hawaii	81 59
20	H	Oregon St.	61 44	42	A	Southern California	69 67	78	A	Arizona	78 48	239	H	San Francisco	96 62
				42	H	Southern California	72 64	78	H	Arizona	56 54				
								86	H	UC Davis	71 43				
LAST 12 Division I GAMES:															
19	H	Arizona St.	71 50	38	H	California	75 50								
78	H	Arizona	56 54	38	A	California	80 81								
42	A	Southern California	69 67	60	A	Utah	68 75								
31	A	UCLA	65 51	163	A	Colorado	80 69								
5	H	Oregon	48 88	145	H	Washington St.	85 64								
20	H	Oregon St.	61 44	155	H	Washington	91 54								

Non-Div I Games:

Stanford

Average RPI Win: 273	WON-LOST	WINNING	LAST 10	STRENGTH OF	OPP. STRENGTH	TEAM	ADJ.	CONF.	ADJ CONF.
Average RPI Loss: 127	RECORD	PCT. RANK	GAMES	SCHEDULE	OF SCHEDULE	RPI	RPI	RPI	RPI
DIV. I ONLY	13- 13	171	0- 1	222	237	205	205	24	24
DIV. I NON-CONF.	3- 9	271	0- 0	141	125	277	277	26	26
TOTALS	RPI 1-25	RPI 26-50	W-L RECORDS	RPI 51-100	RPI 101-150	RPI 150+			
13- 13	0- 1	0- 1	OVERALL	0- 4	0- 2	13- 5			
9- 4	0- 1	0- 0	HOME	0- 2	0- 0	9- 1			
4- 6	0- 0	0- 1	AWAY	0- 1	0- 1	4- 3			
0- 3	0- 0	0- 0	NEUTRAL	0- 1	0- 1	0- 1			
3- 9	0- 1	0- 1	NON-CONFERENCE	0- 3	0- 2	3- 2			
3- 2	0- 1	0- 0	HOME	0- 1	0- 0	3- 0			
0- 4	0- 0	0- 1	AWAY	0- 1	0- 1	0- 1			
0- 3	0- 0	0- 0	NEUTRAL	0- 1	0- 1	0- 1			
10- 4	0- 0	0- 0	CONFERENCE	0- 1	0- 0	10- 3			
6- 2	0- 0	0- 0	HOME	0- 1	0- 0	6- 1			
4- 2	0- 0	0- 0	AWAY	0- 0	0- 0	4- 2			
0- 0	0- 0	0- 0	NEUTRAL	0- 0	0- 0	0- 0			

RPI 1-25				RPI 26-50				RPI 51-100				RPI 101+ Team's RPI: 205			
RPI	S	Opponent	Score	RPI	S	Opponent	Score	RPI	S	Opponent	Score	RPI	S	Opponent	Score
18	H	UCF	55 78	28	A	Texas	46 65	65	A	Tennessee	55 65	129	N	Marist	69 76
								68	N	Wright St.	44 57	150	A	Tulsa	54 55
								70	H	FGCU	40 73	153	A	Alabama	47 59
								73	H	Penn	53 75	175	A	North Ala.	55 71
												175	H	North Ala.	69 59
												212	A	Liberty	68 56
												212	H	Liberty	69 52
												218	N	Hofstra	50 53
												229	A	Jacksonville	69 56
												229	H	Jacksonville	54 46
												249	H	North Dakota	74 63
												253	A	North Florida	57 71
												253	H	North Florida	62 75
												297	H	Kennesaw St.	76 69
												311	H	North Dakota St.	60 59
												319	A	NJIT	56 47
												319	H	NJIT	74 48
												325	A	Lipscomb	80 65
												325	H	Lipscomb	76 49
												348	H	Florida A&M	69 44
LAST 12 Division I GAMES:															
253	H	North Florida	62 75	297	H	Kennesaw St.	76 69								
175	H	North Ala.	69 59	229	A	Jacksonville	69 56								
319	A	NJIT	56 47	325	H	Lipscomb	76 49								
70	H	FGCU	40 73	319	H	NJIT	74 48								
229	H	Jacksonville	54 46	175	A	North Ala.	55 71								
212	A	Liberty	68 56	253	A	North Florida	57 71								

Non-Div I Games: Central St. (OH) 81 51 Webber Int'l 80 52

Stetson

■ Loss,
 ■ Non-Conf,
 ■ S Site,
 ■ Home
 ■ Away
 N Neutral

Stony Brook

Through Games Of Feb. 28, 2019

Average RPI Win:	275	WON-LOST	WINNING	LAST 10	STRENGTH OF	OPP. STRENGTH	TEAM	ADJ.	CONF.	ADJ CONF.
Average RPI Loss:	100	RECORD	PCT. RANK	GAMES	SCHEDULE	OF SCHEDULE	RPI	RPI	RPI	RPI
DIV. I ONLY	20- 7	53	1- 0	315	257	151	151	23	23	
DIV. I NON-CONF.	10- 2	37	0- 0	304	267	92	92	25	25	
TOTALS	RPI 1-25	RPI 26-50	W-L RECORDS	RPI 51-100	RPI 101-150	RPI 150+				
20- 7	0- 0	0- 1	OVERALL	0- 3	1- 2	19- 1				
10- 3	0- 0	0- 0	HOME	0- 1	0- 1	10- 1				
10- 4	0- 0	0- 1	AWAY	0- 2	1- 1	9- 0				
0- 0	0- 0	0- 0	NEUTRAL	0- 0	0- 0	0- 0				
10- 2	0- 0	0- 1	NON-CONFERENCE	0- 1	1- 0	9- 0				
6- 0	0- 0	0- 0	HOME	0- 0	0- 0	6- 0				
4- 2	0- 0	0- 1	AWAY	0- 1	1- 0	3- 0				
0- 0	0- 0	0- 0	NEUTRAL	0- 0	0- 0	0- 0				
10- 5	0- 0	0- 0	CONFERENCE	0- 2	0- 2	10- 1				
4- 3	0- 0	0- 0	HOME	0- 1	0- 1	4- 1				
6- 2	0- 0	0- 0	AWAY	0- 1	0- 1	6- 0				
0- 0	0- 0	0- 0	NEUTRAL	0- 0	0- 0	0- 0				

RPI	S	Opponent	Score	RPI	S	Opponent	Score	RPI	S	Opponent	Score	RPI	S	Opponent	Score	Team's RPI: 151
26	A	Rutgers	47	61	57	A	Maine	61	71	113	A	Hartford	62	73		
					57	H	Maine	54	68	113	H	Hartford	36	64		
					88	A	Toledo	48	80	127	A	Penn St.	81	70		
										217	A	Sacred Heart	73	58		
										218	H	Hofstra	77	49		
										224	H	Cornell	63	61		
										245	A	Albany (NY)	68	52		
										245	H	Albany (NY)	49	54		
										250	A	Binghamton	65	56		
										250	H	Binghamton	68	53		
										262	H	St. Francis Brooklyn	74	67		
										277	A	Manhattan	79	48		
										283	A	Vermont	67	61		
										284	H	Ga. Southern	72	43		
										309	A	UMBC	70	59		
										309	H	UMBC	57	44		
										310	H	Wagner	70	45		
										314	A	New Hampshire	82	63		
										314	H	New Hampshire	67	37		
										321	A	UMass Lowell	64	47		
										321	H	UMass Lowell	76	56		
										324	A	Iona	53	51		
										347	H	Fairleigh Dickinson	63	49		
LAST 12 Division I GAMES:																
309	A	UMBC	70	59	113	A	Hartford	62	73							
57	A	Maine	61	71	309	H	UMBC	57	44							
245	A	Albany (NY)	68	52	283	A	Vermont	67	61							
314	H	New Hampshire	67	37	245	H	Albany (NY)	49	54							
321	A	UMass Lowell	64	47	57	H	Maine	54	68							
250	H	Binghamton	68	53	314	A	New Hampshire	82	63							

Non-Div I Games: SUNY New Paltz 87 50

Stony Brook

■ Loss,
 ■ Non-Conf,
 ■ S Site,
 ■ Home
 ■ A Away
 N Neutral

Average RPI Win:	96	WON-LOST	WINNING	LAST 10	STRENGTH OF	OPP. STRENGTH	TEAM	ADJ.	CONF.	ADJ CONF.
Average RPI Loss:	26	RECORD	PCT. RANK	GAMES	SCHEDULE	OF SCHEDULE	RPI	RPI	RPI	RPI
DIV. I ONLY	21- 7	45	1- 0	3	9	10	10	1	1	
DIV. I NON-CONF.	11- 2	32	0- 0	9	71	5	5	1	1	
TOTALS	RPI 1-25	RPI 26-50	W-L RECORDS	RPI 51-100	RPI 101-150	RPI 150+				
21- 7	4- 5	3- 1	OVERALL	4- 0	7- 1	3- 0				
11- 3	1- 3	2- 0	HOME	0- 0	5- 0	3- 0				
5- 4	1- 2	0- 1	AWAY	3- 0	1- 1	0- 0				
5- 0	2- 0	1- 0	NEUTRAL	1- 0	1- 0	0- 0				
11- 2	3- 1	2- 0	NON-CONFERENCE	1- 0	2- 1	3- 0				
6- 0	1- 0	1- 0	HOME	0- 0	1- 0	3- 0				
0- 2	0- 1	0- 0	AWAY	0- 0	0- 1	0- 0				
5- 0	2- 0	1- 0	NEUTRAL	1- 0	1- 0	0- 0				
10- 5	1- 4	1- 1	CONFERENCE	3- 0	5- 0	0- 0				
5- 3	0- 3	1- 0	HOME	0- 0	4- 0	0- 0				
5- 2	1- 1	0- 1	AWAY	3- 0	1- 0	0- 0				
0- 0	0- 0	0- 0	NEUTRAL	0- 0	0- 0	0- 0				

RPI	S	Opponent	Score
1	H	Notre Dame	68 98
3	A	Louisville	51 76
5	A	Oregon	73 75
7	H	NC State	73 77
16	H	Texas A&M	75 65
17	H	Miami (FL)	71 84
18	N	UCF	57 52
22	A	Florida St.	94 88
25	N	DePaul	83 81

RPI	S	Opponent	Score
33	H	North Carolina	90 77
34	N	Kansas St.	70 61
43	A	Georgia Tech	55 65
48	H	Bucknell	70 56

RPI	S	Opponent	Score
53	A	Clemson	84 75
58	A	Virginia Tech	75 73
66	N	Princeton	92 61
80	A	Duke	64 55

RPI	S	Opponent	Score
101	H	Virginia	72 68
105	A	Minnesota	68 72
110	H	Towson	98 55
117	H	Boston College	96 69
124	A	Pittsburgh	82 50
124	H	Pittsburgh	90 63
135	N	Duquesne	87 71
142	H	Wake Forest	77 57
192	H	UMES	96 51
249	H	North Dakota	85 49
267	H	Niagara	94 45

LAST 12 Division I GAMES:

22	A	Florida St.	94 88	3	A	Louisville	51 76
1	H	Notre Dame	68 98	101	H	Virginia	72 68
124	H	Pittsburgh	90 63	80	A	Duke	64 55
142	H	Wake Forest	77 57	17	H	Miami (FL)	71 84
7	H	NC State	73 77	43	A	Georgia Tech	55 65
117	H	Boston College	96 69	124	A	Pittsburgh	82 50

Non-Div I Games:

Syracuse

TCUTCU

TCU

Page 286

Average RPI Win:	222	WON-LOST	WINNING	LAST 10	STRENGTH OF	OPP. STRENGTH	TEAM	ADJ.	CONF.	ADJ CONF.
Average RPI Loss:	89	RECORD	PCT. RANK	GAMES	SCHEDULE	OF SCHEDULE	RPI	RPI	RPI	RPI
DIV. I ONLY	9- 18	265	0- 1	59	83	169	169	9	9	
DIV. I NON-CONF.	4- 9	252	0- 0	135	92	203	203	8	8	
TOTALS	RPI 1-25	RPI 26-50	W-L RECORDS	RPI 51-100	RPI 101-150	RPI 150+				
9- 18	0- 6	0- 1	OVERALL	1- 3	2- 5	6- 3				
6- 4	0- 1	0- 0	HOME	1- 0	1- 2	4- 1				
3- 13	0- 5	0- 1	AWAY	0- 2	1- 3	2- 2				
0- 1	0- 0	0- 0	NEUTRAL	0- 1	0- 0	0- 0				
4- 9	0- 3	0- 1	NON-CONFERENCE	0- 2	0- 2	4- 1				
3- 0	0- 0	0- 0	HOME	0- 0	0- 0	3- 0				
1- 8	0- 3	0- 1	AWAY	0- 1	0- 2	1- 1				
0- 1	0- 0	0- 0	NEUTRAL	0- 1	0- 0	0- 0				
5- 9	0- 3	0- 0	CONFERENCE	1- 1	2- 3	2- 2				
3- 4	0- 1	0- 0	HOME	1- 0	1- 2	1- 1				
2- 5	0- 2	0- 0	AWAY	0- 1	1- 1	1- 1				
0- 0	0- 0	0- 0	NEUTRAL	0- 0	0- 0	0- 0				

RPI S	Opponent	Score	RPI S	Opponent	Score	RPI S	Opponent	Score	RPI S	Opponent	Score	Team's RPI: 169
6	A UConn	74 109	47	A Villanova	68 76	73	A Penn	62 71	102	A Houston	65 78	
6	H UConn	67 88				82	N Radford	50 56	102	H Houston	76 65	
15	A South Carolina	60 88				84	A Cincinnati	52 72	125	H South Fla.	53 63	
17	A Miami (FL)	61 73				84	H Cincinnati	78 70	129	A Marist	68 74	
18	A UCF	54 62							135	A Duquesne	53 54	
25	A DePaul	88 102							150	A Tulsa	75 61	
									150	H Tulsa	61 64	
									164	H Tulane	57 66	
									209	A SMU	52 53	
									211	A Ole Miss	55 62	
									221	H East Carolina	84 62	
									238	A Saint Joseph's	58 52	
									247	A Wichita St.	65 40	
									288	H La Salle	75 47	
									324	H Iona	59 39	
									343	H Delaware St.	75 61	
LAST 12 Division I GAMES:												
150	H Tulsa	61 64	247	A Wichita St.	65 40							
18	A UCF	54 62	150	A Tulsa	75 61							
209	A SMU	52 53	221	H East Carolina	84 62							
84	H Cincinnati	78 70	73	A Penn	62 71							
6	A UConn	74 109	6	H UConn	67 88							
102	H Houston	76 65	84	A Cincinnati	52 72							

Non-Div I Games:

Temple

Tennessee

Through Games Of Feb. 28, 2019

Average RPI Win:	150	WON-LOST	WINNING	LAST 10	STRENGTH OF	OPP. STRENGTH	TEAM	ADJ.	CONF.	ADJ CONF.
Average RPI Loss:	57	RECORD	PCT. RANK	GAMES	SCHEDULE	OF SCHEDULE	RPI	RPI	RPI	RPI
DIV. I ONLY	17- 11	113	1- 0	32	47	65	65	5	5	
DIV. I NON-CONF.	11- 2	32	1- 0	55	84	31	31	5	5	
TOTALS	RPI 1-25	RPI 26-50	W-L RECORDS	RPI 51-100	RPI 101-150	RPI 150+				
17- 11	0- 6	4- 1	OVERALL	3- 2	2- 0	8- 2				
10- 7	0- 4	1- 1	HOME	2- 1	0- 0	7- 1				
5- 4	0- 2	3- 0	AWAY	0- 1	1- 0	1- 1				
2- 0	0- 0	0- 0	NEUTRAL	1- 0	1- 0	0- 0				
11- 2	0- 2	1- 0	NON-CONFERENCE	2- 0	2- 0	6- 0				
7- 2	0- 2	0- 0	HOME	1- 0	0- 0	6- 0				
2- 0	0- 0	1- 0	AWAY	0- 0	1- 0	0- 0				
2- 0	0- 0	0- 0	NEUTRAL	1- 0	1- 0	0- 0				
6- 9	0- 4	3- 1	CONFERENCE	1- 2	0- 0	2- 2				
3- 5	0- 2	1- 1	HOME	1- 1	0- 0	1- 1				
3- 4	0- 2	2- 0	AWAY	0- 1	0- 0	1- 1				
0- 0	0- 0	0- 0	NEUTRAL	0- 0	0- 0	0- 0				

RPI 1-25				RPI 26-50				RPI 51-100				RPI 101+			
RPI	S	Opponent	Score	RPI	S	Opponent	Score	RPI	S	Opponent	Score	RPI	S	Opponent	Score
1	H	Notre Dame	62 77	27	A	Missouri	62 60	53	N	Clemson	78 66	103	N	UAB	73 69
4	H	Stanford	85 95	27	H	Missouri	64 66	61	H	LSU	74 65	128	A	Oklahoma St.	76 63
9	A	Mississippi St.	63 91	28	A	Texas	88 82	63	H	Belmont	84 76	153	A	Alabama	65 86
15	H	South Carolina	67 82	50	A	Auburn	78 69	98	A	Georgia	62 66	179	A	Vanderbilt	82 65
16	A	Texas A&M	62 79	50	H	Auburn	73 62	99	H	Arkansas	79 80	179	H	Vanderbilt	69 76
21	H	Kentucky	71 73									190	H	UNC Asheville	73 46
												205	H	Stetson	65 55
												222	H	Florida	67 50
												248	H	ETSU	80 61
												265	H	Murray St.	98 77
												329	H	Presbyterian	97 49
												348	H	Florida A&M	96 31
LAST 12 Division I GAMES:															
103	N	UAB	73 69	9	A	Mississippi St.	63 91								
179	H	Vanderbilt	69 76	179	A	Vanderbilt	82 65								
15	H	South Carolina	67 82	222	H	Florida	67 50								
16	A	Texas A&M	62 79	61	H	LSU	74 65								
27	A	Missouri	62 60	1	H	Notre Dame	62 77								
50	H	Auburn	73 62	99	H	Arkansas	79 80								

Non-Div I Games:

Tennessee

■ Loss,
■ Non-Conf,
■ S Site,
■ H Home
■ A Away
N Neutral

Average RPI Win:	290	WON-LOST	WINNING	LAST 10	STRENGTH OF	OPP. STRENGTH	TEAM	ADJ.	CONF.	ADJ CONF.
Average RPI Loss:	158	RECORD	PCT. RANK	GAMES	SCHEDULE	OF SCHEDULE	RPI	RPI	RPI	RPI
DIV. I ONLY	5- 24	325	0- 1	183	195	302	302	22	22	
DIV. I NON-CONF.	0- 12	336	0- 0	177	74	332	332	22	22	
TOTALS	RPI 1-25	RPI 26-50	W-L RECORDS	RPI 51-100	RPI 101-150	RPI 150+				
5- 24	0- 2	0- 0	OVERALL	0- 5	0- 4	5- 13				
3- 7	0- 0	0- 0	HOME	0- 2	0- 2	3- 3				
2- 14	0- 2	0- 0	AWAY	0- 2	0- 1	2- 9				
0- 3	0- 0	0- 0	NEUTRAL	0- 1	0- 1	0- 1				
0- 12	0- 2	0- 0	NON-CONFERENCE	0- 3	0- 1	0- 6				
0- 1	0- 0	0- 0	HOME	0- 1	0- 0	0- 0				
0- 8	0- 2	0- 0	AWAY	0- 1	0- 0	0- 5				
0- 3	0- 0	0- 0	NEUTRAL	0- 1	0- 1	0- 1				
5- 12	0- 0	0- 0	CONFERENCE	0- 2	0- 3	5- 7				
3- 6	0- 0	0- 0	HOME	0- 1	0- 2	3- 3				
2- 6	0- 0	0- 0	AWAY	0- 1	0- 1	2- 4				
0- 0	0- 0	0- 0	NEUTRAL	0- 0	0- 0	0- 0				

RPI 1-25				RPI 26-50				RPI 51-100				RPI 101+ Team's RPI: 302			
RPI	S	Opponent	Score	RPI	S	Opponent	Score	RPI	S	Opponent	Score	RPI	S	Opponent	Score
3	A	Louisville	52 107					63	A	Belmont	46 80	118	H	UT Martin	61 73
25	A	DePaul	73 95					63	H	Belmont	65 89	124	N	Pittsburgh	56 78
								92	A	Troy	67 92	131	A	Morehead St.	55 71
								96	H	South Alabama	56 78	131	H	Morehead St.	62 85
								99	N	Arkansas	55 79	161	A	Tennessee Tech	65 76
												161	H	Tennessee Tech	59 69
												179	A	Vanderbilt	63 89
												189	N	Wisconsin	53 58
												203	A	Marshall	59 80
												208	A	Ball St.	51 90
												216	A	Jacksonville St.	73 76
												216	H	Jacksonville St.	52 62
												219	H	SIUE	55 66
												232	A	Southeast Mo. St.	57 81
												232	H	Southeast Mo. St.	62 59
												257	A	Austin Peay	47 74
												265	A	Murray St.	65 61
												287	H	Eastern Ill.	70 66
												290	A	Alabama A&M	57 67
												325	A	Lipscomb	62 64
												332	A	Eastern Ky.	57 31
												332	H	Eastern Ky.	60 38
LAST 12 Division I GAMES:															
232	A	Southeast Mo. St.	57 81	131	A	Morehead St.	55 71								
287	H	Eastern Ill.	70 66	232	H	Southeast Mo. St.	62 59								
219	H	SIUE	55 66	118	H	UT Martin	61 73								
216	A	Jacksonville St.	73 76	265	A	Murray St.	65 61								
63	H	Belmont	65 89	257	A	Austin Peay	47 74								
332	A	Eastern Ky.	57 31	63	A	Belmont	46 80								

Non-Div I Games:

Tennessee St.

■ Loss,
 ■ Non-Conf,
 ■ S Site,
 ■ Home
 ■ A Away
 N Neutral

Tennessee Tech

Through Games Of Feb. 28, 2019

Average RPI Win:	242	WON-LOST	WINNING	LAST 10	STRENGTH OF	OPP. STRENGTH	TEAM	ADJ.	CONF.	ADJ CONF.
Average RPI Loss:	157	RECORD	PCT. RANK	GAMES	SCHEDULE	OF SCHEDULE	RPI	RPI	RPI	RPI
DIV. I ONLY	17- 9	86	0- 1	294	238	161	161	22	22	
DIV. I NON-CONF.	6- 3	91	0- 0	293	190	143	143	22	22	
TOTALS	RPI 1-25	RPI 26-50	W-L RECORDS	RPI 51-100	RPI 101-150	RPI 150+				
17- 9	0- 0	0- 0	OVERALL	2- 3	1- 2	14- 4				
9- 3	0- 0	0- 0	HOME	1- 1	0- 1	8- 1				
8- 5	0- 0	0- 0	AWAY	1- 1	1- 1	6- 3				
0- 1	0- 0	0- 0	NEUTRAL	0- 1	0- 0	0- 0				
6- 3	0- 0	0- 0	NON-CONFERENCE	1- 2	0- 0	5- 1				
3- 0	0- 0	0- 0	HOME	1- 0	0- 0	2- 0				
3- 2	0- 0	0- 0	AWAY	0- 1	0- 0	3- 1				
0- 1	0- 0	0- 0	NEUTRAL	0- 1	0- 0	0- 0				
11- 6	0- 0	0- 0	CONFERENCE	1- 1	1- 2	9- 3				
6- 3	0- 0	0- 0	HOME	0- 1	0- 1	6- 1				
5- 3	0- 0	0- 0	AWAY	1- 0	1- 1	3- 2				
0- 0	0- 0	0- 0	NEUTRAL	0- 0	0- 0	0- 0				

RPI 1-25			RPI 26-50			RPI 51-100			RPI 101+			Team's RPI: 161			
RPI	S	Opponent	Score	RPI	S	Opponent	Score	RPI	S	Opponent	Score	RPI	S	Opponent	Score
								59	H	Middle Tenn.	68 64	118	A	UT Martin	80 76
								63	A	Belmont	77 72	131	A	Morehead St.	56 77
								63	H	Belmont	67 99	131	H	Morehead St.	70 73
								89	N	Old Dominion	73 80	188	A	Xavier	60 70
								99	A	Arkansas	42 65	190	H	UNC Asheville	60 53
												216	A	Jacksonville St.	66 49
												216	H	Jacksonville St.	62 59
												219	A	SIUE	61 63
												219	H	SIUE	79 55
												232	A	Southeast Mo. St.	53 62
												247	A	Wichita St.	55 45
												257	H	Austin Peay	65 72
												265	H	Murray St.	74 65
												287	H	Eastern Ill.	99 88
												295	A	Charleston So.	77 55
												302	A	Tennessee St.	69 59
												302	H	Tennessee St.	76 65
												325	A	Lipscomb	67 52
												332	A	Eastern Ky.	81 68
												332	H	Eastern Ky.	77 57
												340	H	Western Caro.	77 58
LAST 12 Division I GAMES:															
				219	A	SIUE	61 63					232	A	Southeast Mo. St.	53 62
				131	H	Morehead St.	70 73					265	H	Murray St.	74 65
				332	H	Eastern Ky.	77 57					257	H	Austin Peay	65 72
				63	H	Belmont	67 99					332	A	Eastern Ky.	81 68
				216	H	Jacksonville St.	62 59					131	A	Morehead St.	56 77
				118	A	UT Martin	80 76					216	A	Jacksonville St.	66 49

Non-Div I Games: Tenn. Wesleyan 100 58 Cumberland (TN) 88 55

Tennessee Tech

Loss, Non-Conf, S Site, H Home A Away N Neutral

Average RPI Win:	149	WON-LOST	WINNING	LAST 10	STRENGTH OF	OPP. STRENGTH	TEAM	ADJ.	CONF.	ADJ CONF.
Average RPI Loss:	31	RECORD	PCT. RANK	GAMES	SCHEDULE	OF SCHEDULE	RPI	RPI	RPI	RPI
DIV. I ONLY	21- 7	45	2- 0	42	51	28	28	3	3	
DIV. I NON-CONF.	10- 2	37	2- 0	103	197	48	48	3	3	
TOTALS	RPI 1-25	RPI 26-50	W-L RECORDS	RPI 51-100	RPI 101-150	RPI 150+				
21- 7	1- 3	3- 2	OVERALL	1- 2	10- 0	6- 0				
10- 5	0- 2	1- 1	HOME	0- 2	5- 0	4- 0				
8- 2	1- 1	0- 1	AWAY	1- 0	4- 0	2- 0				
3- 0	0- 0	2- 0	NEUTRAL	0- 0	1- 0	0- 0				
10- 2	0- 1	2- 0	NON-CONFERENCE	0- 1	2- 0	6- 0				
5- 2	0- 1	0- 0	HOME	0- 1	1- 0	4- 0				
2- 0	0- 0	0- 0	AWAY	0- 0	0- 0	2- 0				
3- 0	0- 0	2- 0	NEUTRAL	0- 0	1- 0	0- 0				
11- 5	1- 2	1- 2	CONFERENCE	1- 1	8- 0	0- 0				
5- 3	0- 1	1- 1	HOME	0- 1	4- 0	0- 0				
6- 2	1- 1	0- 1	AWAY	1- 0	4- 0	0- 0				
0- 0	0- 0	0- 0	NEUTRAL	0- 0	0- 0	0- 0				

RPI 1-25				RPI 26-50				Team's RPI: 28	RPI 51-100				RPI 101+			
RPI	S	Opponent	Score	RPI	S	Opponent	Score		RPI	S	Opponent	Score	RPI	S	Opponent	Score
2	A	Baylor	35 64	34	A	Kansas St.	69 87		65	H	Tennessee	82 88	111	N	Fordham	72 54
2	H	Baylor	68 74	34	H	Kansas St.	60 69		74	A	West Virginia	70 58	128	A	Oklahoma St.	61 55
9	H	Mississippi St.	49 67	41	H	TCU	73 67		74	H	West Virginia	58 64	128	H	Oklahoma St.	60 51
12	A	Iowa St.	64 62	44	N	Michigan	69 52						130	A	Oklahoma	76 67
				46	N	Quinnipiac	56 55						130	H	Oklahoma	73 63
LAST 12 Division I GAMES:																
				111	N	Fordham	72 54		147	A	Kansas	91 73				
				44	N	Michigan	69 52		2	H	Baylor	68 74				
				2	A	Baylor	35 64		130	A	Oklahoma	76 67				
				144	H	Texas Tech	81 57		74	H	West Virginia	58 64				
				34	H	Kansas St.	60 69		144	A	Texas Tech	78 71				
				128	A	Oklahoma St.	61 55		147	H	Kansas	62 43				

Non-Div I Games:

Texas

Average RPI Win:	127	WON-LOST	WINNING	LAST 10	STRENGTH OF	OPP. STRENGTH	TEAM	ADJ.	CONF.	ADJ CONF.
Average RPI Loss:	31	RECORD	PCT. RANK	GAMES	SCHEDULE	OF SCHEDULE	RPI	RPI	RPI	RPI
DIV. I ONLY	22- 6	29	1- 0	27	46	16	16	5	5	
DIV. I NON-CONF.	11- 2	32	0- 0	31	96	16	16	5	5	
TOTALS	RPI 1-25	RPI 26-50	W-L RECORDS	RPI 51-100	RPI 101-150	RPI 150+				
22- 6	3- 3	3- 1	OVERALL	4- 2	2- 0	10- 0				
12- 3	1- 2	2- 0	HOME	2- 1	0- 0	7- 0				
8- 3	1- 1	1- 1	AWAY	2- 1	1- 0	3- 0				
2- 0	1- 0	0- 0	NEUTRAL	0- 0	1- 0	0- 0				
11- 2	1- 1	2- 0	NON-CONFERENCE	1- 1	2- 0	5- 0				
7- 1	0- 0	2- 0	HOME	0- 1	0- 0	5- 0				
2- 1	0- 1	0- 0	AWAY	1- 0	1- 0	0- 0				
2- 0	1- 0	0- 0	NEUTRAL	0- 0	1- 0	0- 0				
11- 4	2- 2	1- 1	CONFERENCE	3- 1	0- 0	5- 0				
5- 2	1- 2	0- 0	HOME	2- 0	0- 0	2- 0				
6- 2	1- 0	1- 1	AWAY	1- 1	0- 0	3- 0				
0- 0	0- 0	0- 0	NEUTRAL	0- 0	0- 0	0- 0				

RPI 1-25				RPI 26-50				RPI 51-100				RPI 101+			
RPI	S	Opponent	Score	RPI	S	Opponent	Score	RPI	S	Opponent	Score	RPI	S	Opponent	Score
9	H	Mississippi St.	64 92	27	A	Missouri	65 70	61	A	LSU	52 63	102	A	Houston	68 52
10	A	Syracuse	65 75	32	H	Rice	65 54	61	H	LSU	59 55	136	N	UC Riverside	70 63
15	H	South Carolina	57 60	42	H	Southern California	71 51	62	H	Lamar University	68 74	153	H	Alabama	70 43
20	N	Oregon St.	76 70	50	A	Auburn	69 67	65	H	Tennessee	79 62	179	A	Vanderbilt	50 43
21	A	Kentucky	62 55					75	A	Little Rock	61 40	179	H	Vanderbilt	69 53
21	H	Kentucky	73 71					98	A	Georgia	76 66	180	H	Arkansas St.	97 56
												207	H	Prairie View	70 57
												211	A	Ole Miss	72 60
												222	A	Florida	80 62
												229	H	Jacksonville	73 53
												235	H	UTRGV	84 61
												270	H	Central Ark.	84 27
LAST 12 Division I GAMES:															
21	A	Kentucky	62 55	211	A	Ole Miss	72 60								
222	A	Florida	80 62	179	H	Vanderbilt	69 53								
65	H	Tennessee	79 62	21	H	Kentucky	73 71								
9	H	Mississippi St.	64 92	50	A	Auburn	69 67								
61	H	LSU	59 55	98	A	Georgia	76 66								
27	A	Missouri	65 70	153	H	Alabama	70 43								

Non-Div I Games:

Texas A&M

■ Loss,
■ Non-Conf, S Site,
■ Home
■ Away
N Neutral

Average RPI Win:	291	WON-LOST	WINNING	LAST 10	STRENGTH OF	OPP. STRENGTH	TEAM	ADJ.	CONF.	ADJ CONF.
Average RPI Loss:	174	RECORD	PCT. RANK	GAMES	SCHEDULE	OF SCHEDULE	RPI	RPI	RPI	RPI
DIV. I ONLY	10- 13	214	1- 0	287	341	242	242	29	29	
DIV. I NON-CONF.	2- 7	288	0- 0	48	317	171	171	28	28	
TOTALS	RPI 1-25	RPI 26-50	W-L RECORDS	RPI 51-100	RPI 101-150	RPI 150+				
10- 13	0- 0	0- 2	OVERALL	0- 1	0- 1	10- 9				
5- 2	0- 0	0- 0	HOME	0- 0	0- 0	5- 2				
5- 9	0- 0	0- 2	AWAY	0- 1	0- 1	5- 5				
0- 2	0- 0	0- 0	NEUTRAL	0- 0	0- 0	0- 2				
2- 7	0- 0	0- 2	NON-CONFERENCE	0- 1	0- 1	2- 3				
0- 0	0- 0	0- 0	HOME	0- 0	0- 0	0- 0				
2- 5	0- 0	0- 2	AWAY	0- 1	0- 1	2- 1				
0- 2	0- 0	0- 0	NEUTRAL	0- 0	0- 0	0- 2				
8- 6	0- 0	0- 0	CONFERENCE	0- 0	0- 0	8- 6				
5- 2	0- 0	0- 0	HOME	0- 0	0- 0	5- 2				
3- 4	0- 0	0- 0	AWAY	0- 0	0- 0	3- 4				
0- 0	0- 0	0- 0	NEUTRAL	0- 0	0- 0	0- 0				

RPI S	Opponent	Score	RPI S	Opponent	Score	RPI S	Opponent	Score	RPI S	Opponent	Score	Team's RPI: 242
32	A Rice	71 76	32	A Rice	71 76	79	A SFA	55 74	144	A Texas Tech	55 75	
40	A Michigan St.	45 91	40	A Michigan St.	45 91				159	N Abilene Christian	39 81	
									164	A Tulane	56 62	
									173	A Southern U.	61 63	
									173	N Nicholls St.	57 58	
									201	A Grambling	55 72	
									201	H Grambling	67 75	
									207	A Prairie View	52 44	
									207	H Prairie View	73 67	
									235	A UTRGV	69 55	
									260	H Alabama St.	51 58	
									279	A Jackson St.	64 73	
									279	H Jackson St.	76 67	
									290	H Alabama A&M	53 45	
									327	A Mississippi Val.	68 50	
									327	H Mississippi Val.	73 45	
									345	A Ark.-Pine Bluff	59 58	
									345	H Ark.-Pine Bluff	62 49	
									349	A Savannah St.	65 41	
									351	A Alcorn	52 53	
LAST 12 Division I GAMES:												
327	H Mississippi Val.	73 45	260	H Alabama St.	51 58							
345	H Ark.-Pine Bluff	62 49	327	A Mississippi Val.	68 50							
279	A Jackson St.	64 73	345	A Ark.-Pine Bluff	59 58							
201	A Grambling	55 72	279	H Jackson St.	76 67							
207	H Prairie View	73 67	201	H Grambling	67 75							
290	H Alabama A&M	53 45	207	A Prairie View	52 44							

Non-Div I Games: Huston-Tillotson 72 36 Paul Quinn 83 54

Texas Southern

Loss, Non-Conf, S Site, H Home A Away N Neutral

Average RPI Win:	210	WON-LOST	WINNING	LAST 10	STRENGTH OF	OPP. STRENGTH	TEAM	ADJ.	CONF.	ADJ CONF.
Average RPI Loss:	124	RECORD	PCT. RANK	GAMES	SCHEDULE	OF SCHEDULE	RPI	RPI	RPI	RPI
DIV. I ONLY	11- 15	221	0- 1	124	133	166	166	12	12	
DIV. I NON-CONF.	3- 7	256	0- 1	96	163	191	191	14	14	
TOTALS	RPI 1-25	RPI 26-50	W-L RECORDS	RPI 51-100	RPI 101-150	RPI 150+				
11- 15	0- 0	0- 1	OVERALL	1- 5	1- 5	9- 4				
4- 6	0- 0	0- 0	HOME	1- 1	0- 3	3- 2				
7- 8	0- 0	0- 1	AWAY	0- 3	1- 2	6- 2				
0- 1	0- 0	0- 0	NEUTRAL	0- 1	0- 0	0- 0				
3- 7	0- 0	0- 1	NON-CONFERENCE	0- 2	0- 2	3- 2				
1- 2	0- 0	0- 0	HOME	0- 0	0- 1	1- 1				
2- 4	0- 0	0- 1	AWAY	0- 1	0- 1	2- 1				
0- 1	0- 0	0- 0	NEUTRAL	0- 1	0- 0	0- 0				
8- 8	0- 0	0- 0	CONFERENCE	1- 3	1- 3	6- 2				
3- 4	0- 0	0- 0	HOME	1- 1	0- 2	2- 1				
5- 4	0- 0	0- 0	AWAY	0- 2	1- 1	4- 1				
0- 0	0- 0	0- 0	NEUTRAL	0- 0	0- 0	0- 0				

RPI S	Opponent	Score	RPI S	Opponent	Score	RPI S	Opponent	Score	RPI S	Opponent	Score	Team's RPI: 166
27	A Missouri	50 69	52	A New Mexico	51 82	128	A Oklahoma St.	55 66	132	A Georgia St.	69 60	
			55	N Saint Mary's (CA)	62 89	132	H Georgia St.	34 57	137	H Montana St.	59 67	
			75	A Little Rock	47 62	149	A Appalachian St.	56 77	149	H Appalachian St.	49 62	
			75	H Little Rock	50 48	162	A Coastal Caro.	70 77	162	H Coastal Caro.	73 58	
			85	A UT Arlington	53 68	164	A Tulane	61 67	167	H Oral Roberts	64 81	
			92	H Troy	63 82	173	H Nicholls St.	72 67	180	A Arkansas St.	85 62	
						180	H Arkansas St.	68 54	244	A A&M-Corpus Christi	60 53	
						261	A Louisiana	71 65	284	A Ga. Southern	64 52	
						284	H Ga. Southern	55 65	307	A UTSA	68 60	
						316	A La.-Monroe	62 51				
LAST 12 Division I GAMES:												
164	A Tulane	61 67	75	H Little Rock	50 48							
137	H Montana St.	59 67	180	H Arkansas St.	68 54							
173	H Nicholls St.	72 67	162	A Coastal Caro.	70 77							
92	H Troy	63 82	149	A Appalachian St.	56 77							
261	A Louisiana	71 65	85	A UT Arlington	53 68							
316	A La.-Monroe	62 51	284	H Ga. Southern	55 65							

Non-Div I Games: UNKNOWN 92 39 Tex. A&M Int'l 89 25

Texas St.

■ Loss,
 ■ Non-Conf,
 ■ S Site,
 ■ H Home
 ■ A Away
 N Neutral

Average RPI Win:	201	WON-LOST	WINNING	LAST 10	STRENGTH OF	OPP. STRENGTH	TEAM	ADJ.	CONF.	ADJ CONF.
Average RPI Loss:	60	RECORD	PCT. RANK	GAMES	SCHEDULE	OF SCHEDULE	RPI	RPI	RPI	RPI
DIV. I ONLY	12- 15	204	0- 1	48	69	144	144	3	3	
DIV. I NON-CONF.	9- 2	43	0- 0	242	295	108	108	3	3	
TOTALS	RPI 1-25	RPI 26-50	W-L RECORDS	RPI 51-100	RPI 101-150	RPI 150+				
12- 15	0- 4	0- 5	OVERALL	1- 3	3- 2	8- 1				
10- 7	0- 2	0- 3	HOME	1- 2	2- 0	7- 0				
2- 8	0- 2	0- 2	AWAY	0- 1	1- 2	1- 1				
0- 0	0- 0	0- 0	NEUTRAL	0- 0	0- 0	0- 0				
9- 2	0- 0	0- 0	NON-CONFERENCE	1- 1	0- 0	8- 1				
8- 1	0- 0	0- 0	HOME	1- 1	0- 0	7- 0				
1- 1	0- 0	0- 0	AWAY	0- 0	0- 0	1- 1				
0- 0	0- 0	0- 0	NEUTRAL	0- 0	0- 0	0- 0				
3- 13	0- 4	0- 5	CONFERENCE	0- 2	3- 2	0- 0				
2- 6	0- 2	0- 3	HOME	0- 1	2- 0	0- 0				
1- 7	0- 2	0- 2	AWAY	0- 1	1- 2	0- 0				
0- 0	0- 0	0- 0	NEUTRAL	0- 0	0- 0	0- 0				

RPI 1-25				RPI 26-50				RPI 51-100				RPI 101+ Team's RPI: 144			
RPI	S	Opponent	Score	RPI	S	Opponent	Score	RPI	S	Opponent	Score	RPI	S	Opponent	Score
2	A	Baylor	37 96	28	A	Texas	57 81	74	A	West Virginia	65 68	128	A	Oklahoma St.	57 65
2	H	Baylor	56 73	28	H	Texas	71 78	74	H	West Virginia	72 75	128	H	Oklahoma St.	90 78
12	A	Iowa St.	66 105	34	H	Kansas St.	62 66	76	H	Idaho	77 88	130	A	Oklahoma	61 66
12	H	Iowa St.	62 64	41	A	TCU	70 78	79	H	SFA	77 69	147	A	Kansas	75 71
				41	H	TCU	63 70					147	H	Kansas	69 66
												159	H	Abilene Christian	105 54
												173	H	Southern U.	76 58
												216	H	Jacksonville St.	71 58
												222	A	Florida	67 72
												225	A	Nevada	86 67
												242	H	Texas Southern	75 55
												244	H	A&M-Corpus Christi	78 61
												316	H	La.-Monroe	86 42
												337	H	Houston Baptist	82 76
LAST 12 Division I GAMES:															
12	H	Iowa St.	62 64	2	A	Baylor	37 96								
28	A	Texas	57 81	12	A	Iowa St.	66 105								
147	A	Kansas	75 71	28	H	Texas	71 78								
74	H	West Virginia	72 75	74	A	West Virginia	65 68								
128	H	Oklahoma St.	90 78	34	H	Kansas St.	62 66								
41	H	TCU	63 70	41	A	TCU	70 78								

Non-Div I Games:

Texas Tech

■ Loss,
 ■ Non-Conf, S Site,
 ■ Home
 ■ Away
 N Neutral

Average RPI Win:	204	WON-LOST	WINNING	LAST 10	STRENGTH OF	OPP. STRENGTH	TEAM	ADJ.	CONF.	ADJ CONF.
Average RPI Loss:	69	RECORD	PCT. RANK	GAMES	SCHEDULE	OF SCHEDULE	RPI	RPI	RPI	RPI
DIV. I ONLY	17- 9	86	1- 0	122	103	88	88	7	7	
DIV. I NON-CONF.	8- 3	72	0- 0	174	182	73	73	9	9	
TOTALS	RPI 1-25	RPI 26-50	W-L RECORDS	RPI 51-100	RPI 101-150	RPI 150+				
17- 9	1- 1	1- 3	OVERALL	1- 3	1- 2	13- 0				
10- 3	1- 1	1- 1	HOME	0- 1	1- 0	7- 0				
7- 6	0- 0	0- 2	AWAY	1- 2	0- 2	6- 0				
0- 0	0- 0	0- 0	NEUTRAL	0- 0	0- 0	0- 0				
8- 3	0- 1	0- 0	NON-CONFERENCE	1- 1	1- 1	6- 0				
4- 1	0- 1	0- 0	HOME	0- 0	1- 0	3- 0				
4- 2	0- 0	0- 0	AWAY	1- 1	0- 1	3- 0				
0- 0	0- 0	0- 0	NEUTRAL	0- 0	0- 0	0- 0				
9- 6	1- 0	1- 3	CONFERENCE	0- 2	0- 1	7- 0				
6- 2	1- 0	1- 1	HOME	0- 1	0- 0	4- 0				
3- 4	0- 0	0- 2	AWAY	0- 1	0- 1	3- 0				
0- 0	0- 0	0- 0	NEUTRAL	0- 0	0- 0	0- 0				

RPI 1-25				RPI 26-50				RPI 51-100 Team's RPI: 88				RPI 101+			
RPI	S	Opponent	Score	RPI	S	Opponent	Score	RPI	S	Opponent	Score	RPI	S	Opponent	Score
1	H	Notre Dame	56 72	36	A	Buffalo	63 73	57	A	Maine	59 73	122	A	Dayton	49 70
24	H	Central Mich.	62 59	39	H	Ohio	76 50	63	A	Belmont	78 69	135	H	Duquesne	65 52
				45	A	Miami (OH)	64 65	77	H	Kent St.	47 58	141	A	Akron	64 70
				45	H	Miami (OH)	56 65	97	A	Northern Ill.	52 54	151	H	Stony Brook	80 48
												199	H	Eastern Mich.	63 43
												206	A	Memphis	58 48
												208	A	Ball St.	63 62
												208	H	Ball St.	65 58
												223	A	Bowling Green	79 65
												223	H	Bowling Green	76 56
												268	A	Western Mich.	80 57
												268	H	Western Mich.	73 63
												285	A	Cleveland St.	65 60
												312	A	Valparaiso	65 59
												324	H	Iona	84 38
												331	H	Detroit Mercy	77 60
LAST 12 Division I GAMES:															
268	H	Western Mich.	73 63	36	A	Buffalo	63 73								
208	A	Ball St.	63 62	223	H	Bowling Green	76 56								
45	H	Miami (OH)	56 65	141	A	Akron	64 70								
97	A	Northern Ill.	52 54	24	H	Central Mich.	62 59								
39	H	Ohio	76 50	223	A	Bowling Green	79 65								
199	H	Eastern Mich.	63 43	268	A	Western Mich.	80 57								

Non-Div I Games:

Toledo

Average RPI Win: 213	WON-LOST	WINNING	LAST 10	STRENGTH OF	OPP. STRENGTH	TEAM	ADJ.	CONF.	ADJ CONF.
Average RPI Loss: 123	RECORD	PCT. RANK	GAMES	SCHEDULE	OF SCHEDULE	RPI	RPI	RPI	RPI
DIV. I ONLY	17- 9	86	1- 0	246	105	110	110	10	10
DIV. I NON-CONF.	6- 5	143	0- 0	299	134	165	165	10	10
TOTALS	RPI 1-25	RPI 26-50	W-L RECORDS	RPI 51-100	RPI 101-150	RPI 150+			
17- 9	0- 1	0- 1	OVERALL	1- 1	3- 3	13- 3			
8- 1	0- 0	0- 0	HOME	0- 0	2- 0	6- 1			
9- 8	0- 1	0- 1	AWAY	1- 1	1- 3	7- 2			
0- 0	0- 0	0- 0	NEUTRAL	0- 0	0- 0	0- 0			
6- 5	0- 1	0- 0	NON-CONFERENCE	0- 1	0- 1	6- 2			
3- 0	0- 0	0- 0	HOME	0- 0	0- 0	3- 0			
3- 5	0- 1	0- 0	AWAY	0- 1	0- 1	3- 2			
0- 0	0- 0	0- 0	NEUTRAL	0- 0	0- 0	0- 0			
11- 4	0- 0	0- 1	CONFERENCE	1- 0	3- 2	7- 1			
5- 1	0- 0	0- 0	HOME	0- 0	2- 0	3- 1			
6- 3	0- 0	0- 1	AWAY	1- 0	1- 2	4- 0			
0- 0	0- 0	0- 0	NEUTRAL	0- 0	0- 0	0- 0			

RPI 1-25				RPI 26-50				RPI 51-100				RPI 101+ Team's RPI: 110			
RPI	S	Opponent	Score	RPI	S	Opponent	Score	RPI	S	Opponent	Score	RPI	S	Opponent	Score
10	A	Syracuse	55 98	37	A	James Madison	59 71	64	A	Drexel	55 54	115	A	Northeastern	68 77
								74	A	West Virginia	43 90	115	H	Northeastern	88 83
												123	A	UNCW	73 77
												123	H	UNCW	82 61
												142	A	Wake Forest	53 60
												148	A	Delaware	56 48
												171	A	William & Mary	82 75
												171	H	William & Mary	69 80
												195	A	George Washington	63 76
												203	A	Marshall	76 69
												214	A	Elon	59 50
												214	H	Elon	59 58
												218	A	Hofstra	68 56
												218	H	Hofstra	92 68
												227	H	Massachusetts	78 53
												237	A	Mt. St. Mary's	78 87
												238	A	Saint Joseph's	73 52
												288	H	La Salle	92 68
												289	A	Col. of Charleston	77 61
												289	H	Col. of Charleston	87 61
												296	H	Loyola Maryland	62 57
												309	A	UMBC	71 62
LAST 12 Division I GAMES:															
214	A	Elon	59 50	37	A	James Madison	59 71	171	H	William & Mary	69 80	214	H	Elon	59 58
171	A	William & Mary	82 75	214	H	Elon	59 58	123	A	UNCW	73 77	289	A	Col. of Charleston	77 61
289	H	Col. of Charleston	87 61	123	A	UNCW	73 77	218	H	Hofstra	92 68				
123	H	UNCW	82 61												
115	A	Northeastern	68 77												
218	A	Hofstra	68 56												

Non-Div I Games:

Towson

Average RPI Win:	220	WON-LOST	WINNING	LAST 10	STRENGTH OF	OPP. STRENGTH	TEAM	ADJ.	CONF.	ADJ CONF.
Average RPI Loss:	86	RECORD	PCT. RANK	GAMES	SCHEDULE	OF SCHEDULE	RPI	RPI	RPI	RPI
DIV. I ONLY	19- 6	40	1- 0	243	132	92	92	12	12	
DIV. I NON-CONF.	8- 2	52	0- 0	302	189	115	115	14	14	
TOTALS	RPI 1-25	RPI 26-50	W-L RECORDS	RPI 51-100	RPI 101-150	RPI 150+				
19- 6	0- 1	0- 0	OVERALL	2- 3	1- 2	16- 0				
9- 2	0- 0	0- 0	HOME	2- 1	0- 1	7- 0				
8- 4	0- 1	0- 0	AWAY	0- 2	1- 1	7- 0				
2- 0	0- 0	0- 0	NEUTRAL	0- 0	0- 0	2- 0				
8- 2	0- 1	0- 0	NON-CONFERENCE	0- 1	0- 0	8- 0				
3- 1	0- 0	0- 0	HOME	0- 1	0- 0	3- 0				
3- 1	0- 1	0- 0	AWAY	0- 0	0- 0	3- 0				
2- 0	0- 0	0- 0	NEUTRAL	0- 0	0- 0	2- 0				
11- 4	0- 0	0- 0	CONFERENCE	2- 2	1- 2	8- 0				
6- 1	0- 0	0- 0	HOME	2- 0	0- 1	4- 0				
5- 3	0- 0	0- 0	AWAY	0- 2	1- 1	4- 0				
0- 0	0- 0	0- 0	NEUTRAL	0- 0	0- 0	0- 0				

RPI 1-25				RPI 26-50				RPI 51-100				Team's RPI: 92		RPI 101+			
RPI	S	Opponent	Score	RPI	S	Opponent	Score	RPI	S	Opponent	Score		RPI	S	Opponent	Score	
22	A	Florida St.	67 103					59	H	Middle Tenn.	64 67		132	A	Georgia St.	80 84	
								75	A	Little Rock	72 76		132	H	Georgia St.	70 85	
								75	H	Little Rock	71 66		149	A	Appalachian St.	83 72	
								96	A	South Alabama	77 80		162	A	Coastal Caro.	82 81	
								96	H	South Alabama	66 58		166	A	Texas St.	82 63	
													180	A	Arkansas St.	100 89	
													180	H	Arkansas St.	87 79	
													185	N	Sam Houston St.	84 79	
													211	A	Ole Miss	71 54	
													216	A	Jacksonville St.	89 63	
													248	A	ETSU	84 66	
													260	H	Alabama St.	116 46	
													261	H	Louisiana	90 64	
													281	H	Samford	72 52	
													284	A	Ga. Southern	97 81	
													284	H	Ga. Southern	100 78	
													302	H	Tennessee St.	92 67	
													316	H	La.-Monroe	78 56	
													327	N	Mississippi Val.	75 54	
LAST 12 Division I GAMES:																	
166	A	Texas St.	82 63	96	A	South Alabama	77 80										
96	H	South Alabama	66 58	261	H	Louisiana	90 64										
284	H	Ga. Southern	100 78	316	H	La.-Monroe	78 56										
132	H	Georgia St.	70 85	132	A	Georgia St.	80 84										
180	A	Arkansas St.	100 89	284	A	Ga. Southern	97 81										
75	A	Little Rock	72 76	180	H	Arkansas St.	87 79										

Non-Div I Games: Talladega 91 70

Troy

Average RPI Win:	184	WON-LOST	WINNING	LAST 10	STRENGTH OF	OPP. STRENGTH	TEAM	ADJ.	CONF.	ADJ CONF.
Average RPI Loss:	139	RECORD	PCT. RANK	GAMES	SCHEDULE	OF SCHEDULE	RPI	RPI	RPI	RPI
DIV. I ONLY	15- 12	146	1- 0	188	93	164	164	9	9	
DIV. I NON-CONF.	10- 3	59	1- 0	220	113	97	97	8	8	
TOTALS	RPI 1-25	RPI 26-50	W-L RECORDS	RPI 51-100	RPI 101-150	RPI 150+				
15- 12	2- 1	0- 1	OVERALL	1- 1	0- 4	12- 5				
8- 6	1- 1	0- 0	HOME	0- 1	0- 1	7- 3				
4- 5	0- 0	0- 0	AWAY	1- 0	0- 3	3- 2				
3- 1	1- 0	0- 1	NEUTRAL	0- 0	0- 0	2- 0				
10- 3	1- 0	0- 1	NON-CONFERENCE	1- 1	0- 0	8- 1				
6- 1	0- 0	0- 0	HOME	0- 1	0- 0	6- 0				
1- 1	0- 0	0- 0	AWAY	1- 0	0- 0	0- 1				
3- 1	1- 0	0- 1	NEUTRAL	0- 0	0- 0	2- 0				
5- 9	1- 1	0- 0	CONFERENCE	0- 0	0- 4	4- 4				
2- 5	1- 1	0- 0	HOME	0- 0	0- 1	1- 3				
3- 4	0- 0	0- 0	AWAY	0- 0	0- 3	3- 1				
0- 0	0- 0	0- 0	NEUTRAL	0- 0	0- 0	0- 0				

RPI 1-25				RPI 26-50				RPI 51-100				RPI 101+				Team's RPI: 164	
RPI	S	Opponent	Score	RPI	S	Opponent	Score	RPI	S	Opponent	Score	RPI	S	Opponent	Score		
6	H	UConn	33 75	38	N	California	57 65	61	A	LSU	56 54	102	A	Houston	82 83		
18	H	UCF	61 59					89	H	Old Dominion	48 56	125	A	South Fla.	46 73		
24	N	Central Mich.	68 57									125	H	South Fla.	45 50		
												150	A	Tulsa	67 72		
												153	A	Alabama	58 69		
												155	H	Washington	63 51		
												166	H	Texas St.	67 61		
												169	A	Temple	66 57		
												173	H	Nicholls St.	71 46		
												183	H	Southern Miss.	71 54		
												206	A	Memphis	62 61		
												206	H	Memphis	59 65		
												209	A	SMU	61 43		
												209	H	SMU	60 64		
												221	A	East Carolina	61 63		
												221	H	East Carolina	68 57		
												242	H	Texas Southern	62 56		
												247	H	Wichita St.	44 62		
												285	N	Cleveland St.	81 72		
												305	H	Fla. Atlantic	88 45		
												348	N	Florida A&M	78 34		
LAST 12 Division I GAMES:																	
166	H	Texas St.	67 61	125	H	South Fla.	45 50										
209	H	SMU	60 64	221	A	East Carolina	61 63										
102	A	Houston	82 83	206	A	Memphis	62 61										
206	H	Memphis	59 65	247	H	Wichita St.	44 62										
18	H	UCF	61 59	125	A	South Fla.	46 73										
150	A	Tulsa	67 72	6	H	UConn	33 75										

Non-Div I Games:

Tulane

Average RPI Win:	197	WON-LOST	WINNING	LAST 10	STRENGTH OF	OPP. STRENGTH	TEAM	ADJ.	CONF.	ADJ CONF.
Average RPI Loss:	92	RECORD	PCT. RANK	GAMES	SCHEDULE	OF SCHEDULE	RPI	RPI	RPI	RPI
DIV. I ONLY	12- 15	204	0- 1	73	91	150	150	9	9	
DIV. I NON-CONF.	6- 7	172	0- 1	52	115	116	116	8	8	
TOTALS	RPI 1-25	RPI 26-50	W-L RECORDS	RPI 51-100	RPI 101-150	RPI 150+				
12- 15	0- 3	0- 0	OVERALL	0- 7	0- 2	12- 3				
8- 5	0- 1	0- 0	HOME	0- 3	0- 0	8- 1				
3- 10	0- 2	0- 0	AWAY	0- 4	0- 2	3- 2				
1- 0	0- 0	0- 0	NEUTRAL	0- 0	0- 0	1- 0				
6- 7	0- 1	0- 0	NON-CONFERENCE	0- 5	0- 0	6- 1				
4- 2	0- 0	0- 0	HOME	0- 2	0- 0	4- 0				
1- 5	0- 1	0- 0	AWAY	0- 3	0- 0	1- 1				
1- 0	0- 0	0- 0	NEUTRAL	0- 0	0- 0	1- 0				
6- 8	0- 2	0- 0	CONFERENCE	0- 2	0- 2	6- 2				
4- 3	0- 1	0- 0	HOME	0- 1	0- 0	4- 1				
2- 5	0- 1	0- 0	AWAY	0- 1	0- 2	2- 1				
0- 0	0- 0	0- 0	NEUTRAL	0- 0	0- 0	0- 0				

RPI 1-25				RPI 26-50				RPI 51-100				RPI 101+ Team's RPI: 150			
RPI	S	Opponent	Score	RPI	S	Opponent	Score	RPI	S	Opponent	Score	RPI	S	Opponent	Score
6	H	UConn	49 68					63	A	Belmont	53 78	102	A	Houston	44 76
18	A	UCF	44 60					71	A	American	52 68	125	A	South Fla.	48 59
19	A	Arizona St.	52 70					75	H	Little Rock	53 63	153	N	Alabama	80 73
								79	A	SFA	34 76	159	H	Abilene Christian	75 63
								84	A	Cincinnati	47 74	164	H	Tulane	72 67
								84	H	Cincinnati	50 70	167	A	Oral Roberts	76 68
								99	H	Arkansas	59 61	169	A	Temple	64 61
												169	H	Temple	61 75
												178	H	Saint Louis	86 75
												180	A	Arkansas St.	60 73
												205	H	Stetson	55 54
												206	A	Memphis	56 59
												206	H	Memphis	46 39
												209	H	SMU	49 35
												221	A	East Carolina	75 55
												247	H	Wichita St.	63 49
												280	H	UTEP	66 45
LAST 12 Division I GAMES:															
19	A	Arizona St.	52 70	209	H	SMU	49 35								
169	A	Temple	64 61	206	A	Memphis	56 59								
6	H	UConn	49 68	169	H	Temple	61 75								
84	A	Cincinnati	47 74	102	A	Houston	44 76								
125	A	South Fla.	48 59	84	H	Cincinnati	50 70								
164	H	Tulane	72 67	18	A	UCF	44 60								

Non-Div I Games:

Tulsa

 Loss,
 Non-Conf,
 S Site,
 H Home
 A Away
N Neutral

Average RPI Win:	228	WON-LOST	WINNING	LAST 10	STRENGTH OF	OPP. STRENGTH	TEAM	ADJ.	CONF.	ADJ CONF.
Average RPI Loss:	90	RECORD	PCT. RANK	GAMES	SCHEDULE	OF SCHEDULE	RPI	RPI	RPI	RPI
DIV. I ONLY	21- 5	23	0- 1	280	179	103	103	14	14	
DIV. I NON-CONF.	11- 1	13	0- 1	331	276	113	113	17	17	
TOTALS	RPI 1-25	RPI 26-50	W-L RECORDS	RPI 51-100	RPI 101-150	RPI 150+				
21- 5	0- 0	0- 1	OVERALL	3- 2	3- 1	15- 1				
10- 2	0- 0	0- 1	HOME	1- 0	2- 0	7- 1				
9- 2	0- 0	0- 0	AWAY	2- 1	0- 1	7- 0				
2- 1	0- 0	0- 0	NEUTRAL	0- 1	1- 0	1- 0				
11- 1	0- 0	0- 0	NON-CONFERENCE	1- 1	2- 0	8- 0				
5- 0	0- 0	0- 0	HOME	0- 0	1- 0	4- 0				
4- 0	0- 0	0- 0	AWAY	1- 0	0- 0	3- 0				
2- 1	0- 0	0- 0	NEUTRAL	0- 1	1- 0	1- 0				
10- 4	0- 0	0- 1	CONFERENCE	2- 1	1- 1	7- 1				
5- 2	0- 0	0- 1	HOME	1- 0	1- 0	3- 1				
5- 2	0- 0	0- 0	AWAY	1- 1	0- 1	4- 0				
0- 0	0- 0	0- 0	NEUTRAL	0- 0	0- 0	0- 0				

RPI	S	Opponent	Score	RPI	S	Opponent	Score	RPI	S	Opponent	Score	RPI	S	Opponent	Score	Team's RPI: 103
32	H	Rice	43 55	59	A	Middle Tenn.	44 60	120	A	Charlotte	56 60	121	H	Western Ky.	70 63	
				59	H	Middle Tenn.	77 72	130	N	Oklahoma	89 84	149	H	Appalachian St.	80 61	
				65	N	Tennessee	69 73	172	H	Louisiana Tech	68 73	176	H	North Texas	70 60	
				70	A	FGCU	62 60	183	H	Southern Miss.	71 60	203	H	Marshall	77 59	
				89	A	Old Dominion	69 61	206	H	Memphis	85 54	260	A	Alabama St.	62 47	
								280	A	UTEP	74 48	281	A	Samford	66 41	
								290	H	Alabama A&M	82 47	305	A	Fla. Atlantic	89 64	
								307	A	UTSA	59 42	315	A	FIU	83 59	
								323	H	McNeese	91 48	330	N	Coppin St.	86 61	
								350	A	Chicago St.	90 45	351	H	Alcorn	80 53	
LAST 12 Division I GAMES:																
65	N	Tennessee	69 73	59	A	Middle Tenn.	44 60									
59	H	Middle Tenn.	77 72	32	H	Rice	43 55									
121	H	Western Ky.	70 63	176	H	North Texas	70 60									
203	H	Marshall	77 59	307	A	UTSA	59 42									
120	A	Charlotte	56 60	280	A	UTEP	74 48									
89	A	Old Dominion	69 61	183	H	Southern Miss.	71 60									

Non-Div I Games: Ala.-Huntsville 83 58

UAB

■ Loss,
 ■ Non-Conf,
 ■ S Site,
 ■ H Home
 ■ A Away
 N Neutral

Average RPI Win:	222	WON-LOST	WINNING	LAST 10	STRENGTH OF	OPP. STRENGTH	TEAM	ADJ.	CONF.	ADJ CONF.
Average RPI Loss:	125	RECORD	PCT. RANK	GAMES	SCHEDULE	OF SCHEDULE	RPI	RPI	RPI	RPI
DIV. I ONLY	19- 6	40	0- 1	245	147	86	86	21	21	
DIV. I NON-CONF.	7- 5	132	0- 1	254	51	135	135	20	20	
TOTALS	RPI 1-25	RPI 26-50	W-L RECORDS	RPI 51-100	RPI 101-150	RPI 150+				
19- 6	0- 1	0- 0	OVERALL	1- 1	3- 2	15- 2				
9- 1	0- 0	0- 0	HOME	1- 1	1- 0	7- 0				
9- 5	0- 1	0- 0	AWAY	0- 0	2- 2	7- 2				
1- 0	0- 0	0- 0	NEUTRAL	0- 0	0- 0	1- 0				
7- 5	0- 1	0- 0	NON-CONFERENCE	1- 1	1- 2	5- 1				
3- 1	0- 0	0- 0	HOME	1- 1	0- 0	2- 0				
3- 4	0- 1	0- 0	AWAY	0- 0	1- 2	2- 1				
1- 0	0- 0	0- 0	NEUTRAL	0- 0	0- 0	1- 0				
12- 1	0- 0	0- 0	CONFERENCE	0- 0	2- 0	10- 1				
6- 0	0- 0	0- 0	HOME	0- 0	1- 0	5- 0				
6- 1	0- 0	0- 0	AWAY	0- 0	1- 0	5- 1				
0- 0	0- 0	0- 0	NEUTRAL	0- 0	0- 0	0- 0				

RPI 1-25				RPI 26-50				RPI 51-100 Team's RPI: 86				RPI 101+			
RPI	S	Opponent	Score	RPI	S	Opponent	Score	RPI	S	Opponent	Score	RPI	S	Opponent	Score
4	A	Stanford	43 71					55	H	Saint Mary's (CA)	76 74	108	A	Loyola Marymount	53 60
								95	H	Pacific	80 83	136	A	UC Riverside	67 59
												136	H	UC Riverside	72 59
												138	A	Portland St.	50 65
												145	A	Washington St.	75 62
												152	A	CSUN	60 49
												152	H	CSUN	70 54
												168	A	Montana	56 62
												182	H	UC Irvine	80 57
												225	N	Nevada	84 68
												236	A	Hawaii	60 65
												236	H	Hawaii	72 46
												239	A	San Francisco	70 68
												256	A	Sacramento St.	109 60
												258	A	Cal St. Fullerton	75 39
												258	H	Cal St. Fullerton	75 51
												275	A	Long Beach St.	66 49
												275	H	Long Beach St.	70 50
												286	H	Southern Utah	68 45
												300	A	UC Santa Barbara	70 44
												317	A	Cal Poly	85 61
												344	H	Seattle U	76 59
LAST 12 Division I GAMES:															
168	A	Montana	56 62	152	H	CSUN	70 54								
275	A	Long Beach St.	66 49	275	H	Long Beach St.	70 50								
236	H	Hawaii	72 46	258	A	Cal St. Fullerton	75 39								
136	H	UC Riverside	72 59	152	A	CSUN	60 49								
317	A	Cal Poly	85 61	182	H	UC Irvine	80 57								
300	A	UC Santa Barbara	70 44	258	H	Cal St. Fullerton	75 51								

Non-Div I Games: Dominican (CA) 92 42

UC Davis

■ Loss,
 ■ Non-Conf,
 ■ S Site,
 ■ Home
 ■ A Away
 N Neutral

Average RPI Win:	257	WON-LOST	WINNING	LAST 10	STRENGTH OF	OPP. STRENGTH	TEAM	ADJ.	CONF.	ADJ CONF.
Average RPI Loss:	175	RECORD	PCT. RANK	GAMES	SCHEDULE	OF SCHEDULE	RPI	RPI	RPI	RPI
DIV. I ONLY	16- 8	82	0- 1	336	231	182	182	21	21	
DIV. I NON-CONF.	9- 2	43	0- 0	321	232	144	144	20	20	
TOTALS	RPI 1-25	RPI 26-50	W-L RECORDS	RPI 51-100	RPI 101-150	RPI 150+				
16- 8	0- 1	0- 0	OVERALL	0- 1	1- 2	15- 4				
8- 3	0- 0	0- 0	HOME	0- 0	0- 1	8- 2				
6- 5	0- 1	0- 0	AWAY	0- 1	1- 1	5- 2				
2- 0	0- 0	0- 0	NEUTRAL	0- 0	0- 0	2- 0				
9- 2	0- 1	0- 0	NON-CONFERENCE	0- 0	1- 0	8- 1				
4- 1	0- 0	0- 0	HOME	0- 0	0- 0	4- 1				
3- 1	0- 1	0- 0	AWAY	0- 0	1- 0	2- 0				
2- 0	0- 0	0- 0	NEUTRAL	0- 0	0- 0	2- 0				
7- 6	0- 0	0- 0	CONFERENCE	0- 1	0- 2	7- 3				
4- 2	0- 0	0- 0	HOME	0- 0	0- 1	4- 1				
3- 4	0- 0	0- 0	AWAY	0- 1	0- 1	3- 2				
0- 0	0- 0	0- 0	NEUTRAL	0- 0	0- 0	0- 0				

RPI	S	Opponent	Score	RPI	S	Opponent	Score	RPI	S	Opponent	Score	RPI	S	Opponent	Score	Team's RPI: 182
5	A	Oregon	69 115					86	A	UC Davis	57 80	136	A	UC Riverside	72 88	
												136	H	UC Riverside	65 66	
												138	A	Portland St.	73 68	
												152	H	CSUN	65 61	
												186	A	Portland	84 69	
												187	N	Indiana St.	77 61	
												200	H	UNLV	57 55	
												236	A	Hawaii	53 48	
												236	H	Hawaii	68 70	
												241	H	San Diego St.	70 78	
												258	A	Cal St. Fullerton	58 67	
												258	H	Cal St. Fullerton	65 61	
												263	H	CSU Bakersfield	85 78	
												275	A	Long Beach St.	48 46	
												286	H	Southern Utah	75 58	
												300	A	UC Santa Barbara	52 71	
												300	H	UC Santa Barbara	74 68	
												303	A	San Jose St.	74 66	
												317	A	Cal Poly	75 59	
												317	H	Cal Poly	73 57	
												344	H	Seattle U	65 60	
												346	N	LIU Brooklyn	84 71	
LAST 12 Division I GAMES:																
258	A	Cal St. Fullerton	58 67	236	H	Hawaii	68 70	300	H	UC Santa Barbara	74 68					
136	H	UC Riverside	65 66	317	H	Cal Poly	73 57	86	A	UC Davis	57 80					
236	A	Hawaii	53 48	136	A	UC Riverside	72 88									
300	A	UC Santa Barbara	52 71	152	H	CSUN	65 61									
275	A	Long Beach St.	48 46													
258	H	Cal St. Fullerton	65 61													

Non-Div I Games: LIFE Pacific 105 31

UC Irvine

■ Loss,
 ■ Non-Conf,
 ■ S Site,
 ■ Home
 ■ A Away
 N Neutral

UC Riverside

Through Games Of Feb. 28, 2019

Average RPI Win:	238	WON-LOST	WINNING	LAST 10	STRENGTH OF	OPP. STRENGTH	TEAM	ADJ.	CONF.	ADJ CONF.
Average RPI Loss:	129	RECORD	PCT. RANK	GAMES	SCHEDULE	OF SCHEDULE	RPI	RPI	RPI	RPI
DIV. I ONLY	15- 12	146	1- 0	146	224	136	136	21	21	
DIV. I NON-CONF.	6- 8	199	1- 0	117	180	155	155	20	20	
TOTALS	RPI 1-25	RPI 26-50	W-L RECORDS	RPI 51-100	RPI 101-150	RPI 150+				
15- 12	0- 2	0- 2	OVERALL	0- 2	1- 1	14- 5				
8- 2	0- 0	0- 0	HOME	0- 1	1- 0	7- 1				
6- 7	0- 0	0- 2	AWAY	0- 1	0- 1	6- 3				
1- 3	0- 2	0- 0	NEUTRAL	0- 0	0- 0	1- 1				
6- 8	0- 2	0- 2	NON-CONFERENCE	0- 0	1- 1	5- 3				
3- 0	0- 0	0- 0	HOME	0- 0	1- 0	2- 0				
2- 5	0- 0	0- 2	AWAY	0- 0	0- 1	2- 2				
1- 3	0- 2	0- 0	NEUTRAL	0- 0	0- 0	1- 1				
9- 4	0- 0	0- 0	CONFERENCE	0- 2	0- 0	9- 2				
5- 2	0- 0	0- 0	HOME	0- 1	0- 0	5- 1				
4- 2	0- 0	0- 0	AWAY	0- 1	0- 0	4- 1				
0- 0	0- 0	0- 0	NEUTRAL	0- 0	0- 0	0- 0				

RPI 1-25				RPI 26-50				RPI 51-100				RPI 101+ Team's RPI: 136			
RPI	S	Opponent	Score	RPI	S	Opponent	Score	RPI	S	Opponent	Score	RPI	S	Opponent	Score
5	N	Oregon	44 94	30	A	BYU	70 72	86	A	UC Davis	59 72	128	A	Oklahoma St.	51 76
16	N	Texas A&M	63 70	42	A	Southern California	55 73	86	H	UC Davis	59 67	133	H	New Mexico St.	65 64
												152	A	CSUN	56 69
												152	H	CSUN	63 51
												162	H	Coastal Caro.	62 43
												181	N	Eastern Wash.	57 45
												182	A	UC Irvine	66 65
												182	H	UC Irvine	88 72
												194	N	Milwaukee	54 56
												236	A	Hawaii	60 55
												255	A	California Baptist	57 65
												258	H	Cal St. Fullerton	62 59
												263	A	CSU Bakersfield	79 67
												273	A	Utah Valley	53 56
												275	A	Long Beach St.	73 59
												275	H	Long Beach St.	45 63
												286	H	Southern Utah	56 50
												300	H	UC Santa Barbara	73 60
												317	A	Cal Poly	75 68
												317	H	Cal Poly	80 66
												322	A	Weber St.	71 39
LAST 12 Division I GAMES:															
286	H	Southern Utah	56 50	258	H	Cal St. Fullerton	62 59								
152	H	CSUN	63 51	300	H	UC Santa Barbara	73 60								
182	A	UC Irvine	66 65	236	A	Hawaii	60 55								
317	A	Cal Poly	75 68	275	A	Long Beach St.	73 59								
317	H	Cal Poly	80 66	152	A	CSUN	56 69								
86	A	UC Davis	59 72	182	H	UC Irvine	88 72								

Non-Div I Games:

UC Riverside

■ Loss,
 ■ Non-Conf,
 ■ S Site,
 ■ Home
 ■ A Away
 N Neutral

Average RPI Win:	243	WON-LOST	WINNING	LAST 10	STRENGTH OF	OPP. STRENGTH	TEAM	ADJ.	CONF.	ADJ CONF.
Average RPI Loss:	180	RECORD	PCT. RANK	GAMES	SCHEDULE	OF SCHEDULE	RPI	RPI	RPI	RPI
DIV. I ONLY	7- 20	293	1- 0	212	249	300	300	21	21	
DIV. I NON-CONF.	3- 10	278	1- 0	155	234	273	273	20	20	
TOTALS	RPI 1-25	RPI 26-50	W-L RECORDS	RPI 51-100	RPI 101-150	RPI 150+				
7- 20	0- 0	0- 2	OVERALL	0- 3	0- 3	7- 12				
5- 8	0- 0	0- 0	HOME	0- 2	0- 2	5- 4				
1- 12	0- 0	0- 2	AWAY	0- 1	0- 1	1- 8				
1- 0	0- 0	0- 0	NEUTRAL	0- 0	0- 0	1- 0				
3- 10	0- 0	0- 2	NON-CONFERENCE	0- 2	0- 2	3- 4				
1- 5	0- 0	0- 0	HOME	0- 1	0- 2	1- 2				
1- 5	0- 0	0- 2	AWAY	0- 1	0- 0	1- 2				
1- 0	0- 0	0- 0	NEUTRAL	0- 0	0- 0	1- 0				
4- 10	0- 0	0- 0	CONFERENCE	0- 1	0- 1	4- 8				
4- 3	0- 0	0- 0	HOME	0- 1	0- 0	4- 2				
0- 7	0- 0	0- 0	AWAY	0- 0	0- 1	0- 6				
0- 0	0- 0	0- 0	NEUTRAL	0- 0	0- 0	0- 0				

RPI 1-25			RPI 26-50			RPI 51-100			RPI 101+ Team's RPI: 300		
RPI	S	Opponent	Score	RPI	S	Opponent	Score	RPI	S	Opponent	Score
				38	A	California	45 69	55	H	Saint Mary's (CA)	55 80
				42	A	Southern California	39 82	86	H	UC Davis	44 70
								95	A	Pacific	53 69
LAST 12 Division I GAMES:											
198	N	Dartmouth	62 56	152	H	CSUN	61 60	108	H	Loyola Marymount	57 70
317	H	Cal Poly	44 42	86	H	UC Davis	44 70	133	H	New Mexico St.	73 81
275	A	Long Beach St.	53 62	136	A	UC Riverside	60 73	136	A	UC Riverside	60 73
258	A	Cal St. Fullerton	62 74	182	A	UC Irvine	68 74	152	A	CSUN	65 73
182	H	UC Irvine	71 52	236	H	Hawaii	35 47	152	H	CSUN	61 60
236	A	Hawaii	49 72	258	H	Cal St. Fullerton	52 59	182	A	UC Irvine	68 74
				263	H	CSU Bakersfield	48 56	182	H	UC Irvine	71 52
				273	A	Utah Valley	54 63	198	N	Dartmouth	62 56
				275	A	Long Beach St.	53 62	200	A	UNLV	51 69
				275	H	Long Beach St.	60 54	236	A	Hawaii	49 72
				317	A	Cal Poly	67 75	236	H	Hawaii	35 47
				317	H	Cal Poly	44 42	241	A	San Diego St.	63 58
				334	H	Grand Canyon	66 55	255	H	California Baptist	64 76
								258	A	Cal St. Fullerton	62 74
								258	H	Cal St. Fullerton	52 59
								263	H	CSU Bakersfield	48 56
								273	A	Utah Valley	54 63
								275	A	Long Beach St.	53 62
								275	H	Long Beach St.	60 54
								317	A	Cal Poly	67 75
								317	H	Cal Poly	44 42
								334	H	Grand Canyon	66 55

Non-Div I Games:

UC Santa Barbara

■ Loss,
■ Non-Conf,
■ S Site,
■ H Home
■ A Away
N Neutral

Average RPI Win:	157	WON-LOST	WINNING	LAST 10	STRENGTH OF	OPP. STRENGTH	TEAM	ADJ.	CONF.	ADJ CONF.
Average RPI Loss:	42	RECORD	PCT. RANK	GAMES	SCHEDULE	OF SCHEDULE	RPI	RPI	RPI	RPI
DIV. I ONLY	22- 5	22	1- 0	53	79	18	18	9	9	
DIV. I NON-CONF.	11- 2	32	0- 0	49	36	14	14	8	8	
TOTALS	RPI 1-25	RPI 26-50	W-L RECORDS	RPI 51-100	RPI 101-150	RPI 150+				
22- 5	0- 4	2- 0	OVERALL	2- 0	8- 0	10- 1				
10- 1	0- 1	1- 0	HOME	2- 0	3- 0	4- 0				
11- 3	0- 2	1- 0	AWAY	0- 0	5- 0	5- 1				
1- 1	0- 1	0- 0	NEUTRAL	0- 0	0- 0	1- 0				
11- 2	0- 2	2- 0	NON-CONFERENCE	1- 0	4- 0	4- 0				
4- 0	0- 0	1- 0	HOME	1- 0	0- 0	2- 0				
6- 1	0- 1	1- 0	AWAY	0- 0	4- 0	1- 0				
1- 1	0- 1	0- 0	NEUTRAL	0- 0	0- 0	1- 0				
11- 3	0- 2	0- 0	CONFERENCE	1- 0	4- 0	6- 1				
6- 1	0- 1	0- 0	HOME	1- 0	3- 0	2- 0				
5- 2	0- 1	0- 0	AWAY	0- 0	1- 0	4- 1				
0- 0	0- 0	0- 0	NEUTRAL	0- 0	0- 0	0- 0				

RPI	S	Opponent	Score	RPI	S	Opponent	Score	RPI	S	Opponent	Score	RPI	S	Opponent	Score
6	A	UConn	57 93	46	A	Quinnipiac	47 45	84	H	Cincinnati	56 55	102	H	Houston	58 56
6	H	UConn	41 78	47	H	Villanova	71 56	95	H	Pacific	64 57	124	A	Pittsburgh	61 58
10	N	Syracuse	52 57									125	A	South Fla.	62 49
24	A	Central Mich.	68 75									125	H	South Fla.	66 63
												135	A	Duquesne	71 63
												143	A	Mercer	76 42
												148	A	Delaware	71 60
												150	H	Tulsa	60 44
												164	A	Tulane	59 61
												169	H	Temple	62 54
												170	H	Chattanooga	75 37
												205	A	Stetson	78 55
												206	A	Memphis	68 55
												209	A	SMU	66 54
												209	H	SMU	55 43
												212	N	Liberty	53 45
												221	A	East Carolina	61 58
												247	A	Wichita St.	57 49
												276	H	Richmond	70 48
LAST 12 Division I GAMES:															
169	H	Temple	62 54	102	H	Houston	58 56	6	A	UConn	57 93	221	A	East Carolina	61 58
247	A	Wichita St.	57 49	6	A	UConn	57 93	209	H	SMU	55 43	150	H	Tulsa	60 44
6	H	UConn	41 78	209	H	SMU	55 43	84	H	Cincinnati	56 55				
164	A	Tulane	59 61	150	H	Tulsa	60 44								
209	A	SMU	66 54												
125	H	South Fla.	66 63												

Non-Div I Games:

UCF

■ Loss,
 ■ Non-Conf,
 ■ S Site,
 ■ Home
 ■ A Away
 N Neutral

Average RPI Win:	111	WON-LOST	WINNING	LAST 10	STRENGTH OF	OPP. STRENGTH	TEAM	ADJ.	CONF.	ADJ CONF.
Average RPI Loss:	39	RECORD	PCT. RANK	GAMES	SCHEDULE	OF SCHEDULE	RPI	RPI	RPI	RPI
DIV. I ONLY	17- 11	113	0- 1	11	11	31	31	2	2	
DIV. I NON-CONF.	7- 5	132	0- 0	74	45	109	109	2	2	
TOTALS	RPI 1-25	RPI 26-50	W-L RECORDS	RPI 51-100	RPI 101-150	RPI 150+				
17- 11	2- 6	4- 2	OVERALL	4- 1	3- 2	4- 0				
9- 5	0- 3	2- 1	HOME	2- 1	3- 0	2- 0				
8- 3	2- 2	2- 0	AWAY	2- 0	0- 1	2- 0				
0- 3	0- 1	0- 1	NEUTRAL	0- 0	0- 1	0- 0				
7- 5	0- 1	1- 1	NON-CONFERENCE	2- 1	2- 2	2- 0				
6- 1	0- 0	1- 0	HOME	2- 1	2- 0	1- 0				
1- 1	0- 0	0- 0	AWAY	0- 0	0- 1	1- 0				
0- 3	0- 1	0- 1	NEUTRAL	0- 0	0- 1	0- 0				
10- 6	2- 5	3- 1	CONFERENCE	2- 0	1- 0	2- 0				
3- 4	0- 3	1- 1	HOME	0- 0	1- 0	1- 0				
7- 2	2- 2	2- 0	AWAY	2- 0	0- 0	1- 0				
0- 0	0- 0	0- 0	NEUTRAL	0- 0	0- 0	0- 0				

RPI 1-25				RPI 26-50				Team's RPI: 31	RPI 51-100				RPI 101+			
RPI	S	Opponent	Score	RPI	S	Opponent	Score		RPI	S	Opponent	Score	RPI	S	Opponent	Score
4	A	Stanford	80 86	32	H	Rice	59 50		51	H	Indiana	65 67	108	A	Loyola Marymount	63 69
4	H	Stanford	51 65	33	N	North Carolina	49 83		60	A	Utah	100 90	125	N	South Fla.	56 60
5	A	Oregon	74 69	38	A	California	84 79		78	A	Arizona	98 93	128	H	Oklahoma St.	71 59
5	H	Oregon	52 72	38	H	California	80 74		91	H	Fresno St.	89 80	139	H	Seton Hall	78 62
19	A	Arizona St.	61 59	42	A	Southern California	72 65		98	H	Georgia	80 69	145	H	Washington St.	83 56
20	A	Oregon St.	72 75	42	H	Southern California	67 72						155	H	Washington	76 60
20	H	Oregon St.	73 83										163	A	Colorado	64 60
21	N	Kentucky	74 75										317	H	Cal Poly	81 35
													339	A	UIC	78 47
LAST 12 Division I GAMES:																
20	A	Oregon St.	72 75	155	H	Washington	76 60									
5	A	Oregon	74 69	145	H	Washington St.	83 56									
38	H	California	80 74	78	A	Arizona	98 93									
4	H	Stanford	51 65	19	A	Arizona St.	61 59									
60	A	Utah	100 90	42	H	Southern California	67 72									
163	A	Colorado	64 60	5	H	Oregon	52 72									

Non-Div I Games:

UCLA

■ Loss,
 ■ Non-Conf,
 ■ S Site,
 ■ H Home
 ■ A Away
 N Neutral

Average RPI Win:	121	WON-LOST	WINNING	LAST 10	STRENGTH OF	OPP. STRENGTH	TEAM	ADJ.	CONF.	ADJ CONF.
Average RPI Loss:	3	RECORD	PCT. RANK	GAMES	SCHEDULE	OF SCHEDULE	RPI	RPI	RPI	RPI
DIV. I ONLY	26- 2	2	1- 0	38	21	6	6	9	9	
DIV. I NON-CONF.	12- 2	31	0- 0	29	1	7	7	8	8	
TOTALS	RPI 1-25	RPI 26-50	W-L RECORDS	RPI 51-100	RPI 101-150	RPI 150+				
26- 2	5- 2	1- 0	OVERALL	4- 0	6- 0	10- 0				
11- 0	3- 0	0- 0	HOME	2- 0	2- 0	4- 0				
11- 2	2- 2	1- 0	AWAY	1- 0	3- 0	4- 0				
4- 0	0- 0	0- 0	NEUTRAL	1- 0	1- 0	2- 0				
12- 2	3- 2	1- 0	NON-CONFERENCE	2- 0	3- 0	3- 0				
4- 0	2- 0	0- 0	HOME	1- 0	1- 0	0- 0				
4- 2	1- 2	1- 0	AWAY	0- 0	1- 0	1- 0				
4- 0	0- 0	0- 0	NEUTRAL	1- 0	1- 0	2- 0				
14- 0	2- 0	0- 0	CONFERENCE	2- 0	3- 0	7- 0				
7- 0	1- 0	0- 0	HOME	1- 0	1- 0	4- 0				
7- 0	1- 0	0- 0	AWAY	1- 0	2- 0	3- 0				
0- 0	0- 0	0- 0	NEUTRAL	0- 0	0- 0	0- 0				

RPI	S	Opponent	Score	RPI	S	Opponent	Score	RPI	S	Opponent	Score	RPI	S	Opponent	Score
1	A	Notre Dame	89 71	38	A	California	76 66	72	H	Ohio St.	85 53	102	A	Houston	81 61
2	A	Baylor	57 68					81	N	Purdue	86 40	104	N	St. John's (NY)	65 55
3	A	Louisville	69 78					84	A	Cincinnati	65 55	125	H	South Fla.	63 46
15	H	South Carolina	97 79					84	H	Cincinnati	82 38	130	A	Oklahoma	72 63
18	A	UCF	78 41									139	H	Seton Hall	99 61
18	H	UCF	93 57									150	A	Tulsa	68 49
25	H	DePaul	99 63									164	A	Tulane	75 33
												169	A	Temple	88 67
												169	H	Temple	109 74
												178	A	Saint Louis	98 42
												179	N	Vanderbilt	80 42
												206	H	Memphis	102 45
												209	H	SMU	79 39
												211	N	Ole Miss	90 50
												221	H	East Carolina	118 55
												247	A	Wichita St.	84 47
LAST 12 Division I GAMES:															
247	A	Wichita St.	84 47	221	H	East Carolina	118 55								
150	A	Tulsa	68 49	84	A	Cincinnati	65 55								
206	H	Memphis	102 45	3	A	Louisville	69 78								
18	A	UCF	78 41	18	H	UCF	93 57								
15	H	South Carolina	97 79	209	H	SMU	79 39								
169	H	Temple	109 74	169	A	Temple	88 67								

Non-Div I Games:

UConn

■ Loss,
 ■ Non-Conf, S Site,
 ■ Home
 ■ Away
 N Neutral

Average RPI Win:	319	WON-LOST	WINNING	LAST 10	STRENGTH OF	OPP. STRENGTH	TEAM	ADJ.	CONF.	ADJ CONF.
Average RPI Loss:	181	RECORD	PCT. RANK	GAMES	SCHEDULE	OF SCHEDULE	RPI	RPI	RPI	RPI
DIV. I ONLY	3- 25	347	0- 1	295	217	339	339	20	20	
DIV. I NON-CONF.	2- 9	297	0- 0	251	199	310	310	18	18	
TOTALS	RPI 1-25	RPI 26-50	W-L RECORDS	RPI 51-100	RPI 101-150	RPI 150+				
3- 25	0- 1	0- 2	OVERALL	0- 3	0- 5	3- 14				
2- 10	0- 0	0- 2	HOME	0- 1	0- 2	2- 5				
1- 13	0- 1	0- 0	AWAY	0- 2	0- 3	1- 7				
0- 2	0- 0	0- 0	NEUTRAL	0- 0	0- 0	0- 2				
2- 9	0- 1	0- 2	NON-CONFERENCE	0- 0	0- 1	2- 5				
1- 3	0- 0	0- 2	HOME	0- 0	0- 0	1- 1				
1- 4	0- 1	0- 0	AWAY	0- 0	0- 1	1- 2				
0- 2	0- 0	0- 0	NEUTRAL	0- 0	0- 0	0- 2				
1- 16	0- 0	0- 0	CONFERENCE	0- 3	0- 4	1- 9				
1- 7	0- 0	0- 0	HOME	0- 1	0- 2	1- 4				
0- 9	0- 0	0- 0	AWAY	0- 2	0- 2	0- 5				
0- 0	0- 0	0- 0	NEUTRAL	0- 0	0- 0	0- 0				

RPI 1-25				RPI 26-50				RPI 51-100				RPI 101+ Team's RPI: 339			
RPI	S	Opponent	Score	RPI	S	Opponent	Score	RPI	S	Opponent	Score	RPI	S	Opponent	Score
11	A	Marquette	32 96	31	H	UCLA	47 78	68	A	Wright St.	47 72	112	A	Northwestern	44 87
				45	H	Miami (OH)	56 65	68	H	Wright St.	46 79	119	A	Youngstown St.	29 81
								69	A	Green Bay	32 62	119	H	Youngstown St.	59 83
												134	A	IUPUI	43 71
												134	H	IUPUI	44 73
												187	A	Indiana St.	53 60
												194	A	Milwaukee	53 72
												194	H	Milwaukee	37 48
												199	A	Eastern Mich.	38 52
												240	A	Northern Ky.	44 78
												240	H	Northern Ky.	49 67
												243	H	Loyola Chicago	60 75
												279	N	Jackson St.	57 72
												285	A	Cleveland St.	53 71
												285	H	Cleveland St.	48 74
												293	N	Fairfield	60 68
												312	H	Valparaiso	75 65
												313	A	Oakland	57 74
												313	H	Oakland	69 65
												331	A	Detroit Mercy	45 62
												331	H	Detroit Mercy	36 42
												333	A	Evansville	62 54
LAST 12 Division I GAMES:															
				194	H	Milwaukee	37 48	240	A	Northern Ky.	44 78				
				134	H	IUPUI	44 73	68	A	Wright St.	47 72				
				313	A	Oakland	57 74	194	A	Milwaukee	53 72				
				331	A	Detroit Mercy	45 62	69	A	Green Bay	32 62				
				119	H	Youngstown St.	59 83	134	A	IUPUI	43 71				
				285	H	Cleveland St.	48 74	331	H	Detroit Mercy	36 42				

Non-Div I Games:

UIC

■ Loss,
■ Non-Conf,
■ S Site,
■ H Home
■ A Away
N Neutral

Average RPI Win:	300	WON-LOST	WINNING	LAST 10	STRENGTH OF	OPP. STRENGTH	TEAM	ADJ.	CONF.	ADJ CONF.
Average RPI Loss:	181	RECORD	PCT. RANK	GAMES	SCHEDULE	OF SCHEDULE	RPI	RPI	RPI	RPI
DIV. I ONLY	6- 19	301	0- 1	267	275	309	309	23	23	
DIV. I NON-CONF.	4- 6	212	0- 0	286	271	262	262	25	25	
TOTALS	RPI 1-25	RPI 26-50	W-L RECORDS	RPI 51-100	RPI 101-150	RPI 150+				
6- 19	0- 1	0- 0	OVERALL	0- 3	0- 3	6- 12				
2- 10	0- 0	0- 0	HOME	0- 1	0- 2	2- 7				
2- 9	0- 1	0- 0	AWAY	0- 2	0- 1	2- 5				
2- 0	0- 0	0- 0	NEUTRAL	0- 0	0- 0	2- 0				
4- 6	0- 1	0- 0	NON-CONFERENCE	0- 1	0- 1	4- 3				
0- 4	0- 0	0- 0	HOME	0- 0	0- 1	0- 3				
2- 2	0- 1	0- 0	AWAY	0- 1	0- 0	2- 0				
2- 0	0- 0	0- 0	NEUTRAL	0- 0	0- 0	2- 0				
2- 13	0- 0	0- 0	CONFERENCE	0- 2	0- 2	2- 9				
2- 6	0- 0	0- 0	HOME	0- 1	0- 1	2- 4				
0- 7	0- 0	0- 0	AWAY	0- 1	0- 1	0- 5				
0- 0	0- 0	0- 0	NEUTRAL	0- 0	0- 0	0- 0				

RPI 1-25				RPI 26-50				RPI 51-100				RPI 101+ Team's RPI: 309			
RPI	S	Opponent	Score	RPI	S	Opponent	Score	RPI	S	Opponent	Score	RPI	S	Opponent	Score
14	A	Maryland	61 92					57	A	Maine	44 84	110	H	Towson	62 71
								57	H	Maine	45 58	113	A	Hartford	47 92
								71	A	American	42 64	113	H	Hartford	52 66
												151	A	Stony Brook	44 57
												151	H	Stony Brook	59 70
												192	H	UMES	67 73
												218	H	Hofstra	42 45
												237	H	Mt. St. Mary's	52 65
												245	A	Albany (NY)	44 64
												245	H	Albany (NY)	69 60
												250	A	Binghamton	45 67
												250	H	Binghamton	46 58
												283	A	Vermont	50 58
												283	H	Vermont	44 58
												297	N	Kennesaw St.	57 53
												307	N	UTSA	72 58
												308	A	Morgan St.	73 68
												314	H	New Hampshire	64 62
												321	A	UMass Lowell	41 62
												321	H	UMass Lowell	55 67
												330	A	Coppin St.	57 52
LAST 12 Division I GAMES:															
151	H	Stony Brook	59 70	113	A	Hartford	47 92								
245	H	Albany (NY)	69 60	151	A	Stony Brook	44 57								
283	A	Vermont	50 58	314	H	New Hampshire	64 62								
321	A	UMass Lowell	41 62	283	H	Vermont	44 58								
250	H	Binghamton	46 58	245	A	Albany (NY)	44 64								
57	H	Maine	45 58	250	A	Binghamton	45 67								

Non-Div I Games: Notre Dame (MD) 81 43 Eastern 81 42 Gettysburg 65 51

UMBC

Loss, Non-Conf, S Site, H Home A Away N Neutral

UMES				STRENGTH OF SCHEDULE	OPP. STRENGTH OF SCHEDULE	TEAM RPI	ADJ. RPI	CONF. RPI	ADJ CONF. RPI
Average RPI Win:	290	WON-LOST RECORD	WINNING PCT. RANK						
Average RPI Loss:	171		LAST 10 GAMES						
DIV. I ONLY	13- 12	164	0- 1	307	307	192	192	32	32
DIV. I NON-CONF.	2- 9	297	0- 0	237	63	261	261	32	32

TOTALS	RPI 1-25	RPI 26-50	W-L RECORDS	RPI 51-100	RPI 101-150	RPI 150+			
13- 12	0- 2	0- 1	OVERALL	0- 1	0- 1	13- 7			
5- 2	0- 0	0- 1	HOME	0- 0	0- 0	5- 1			
8- 10	0- 2	0- 0	AWAY	0- 1	0- 1	8- 6			
0- 0	0- 0	0- 0	NEUTRAL	0- 0	0- 0	0- 0			
2- 9	0- 2	0- 1	NON-CONFERENCE	0- 1	0- 1	2- 4			
0- 1	0- 0	0- 1	HOME	0- 0	0- 0	0- 0			
2- 8	0- 2	0- 0	AWAY	0- 1	0- 1	2- 4			
0- 0	0- 0	0- 0	NEUTRAL	0- 0	0- 0	0- 0			
11- 3	0- 0	0- 0	CONFERENCE	0- 0	0- 0	11- 3			
5- 1	0- 0	0- 0	HOME	0- 0	0- 0	5- 1			
6- 2	0- 0	0- 0	AWAY	0- 0	0- 0	6- 2			
0- 0	0- 0	0- 0	NEUTRAL	0- 0	0- 0	0- 0			

RPI 1-25				RPI 26-50				RPI 51-100				RPI 101+ Team's RPI: 192			
RPI	S	Opponent	Score	RPI	S	Opponent	Score	RPI	S	Opponent	Score	RPI	S	Opponent	Score
10	A	Syracuse	51 96	36	H	Buffalo	63 69	93	A	Georgetown	55 74	142	A	Wake Forest	67 78
17	A	Miami (FL)	53 71									193	A	N.C. A&T	58 70
												193	H	N.C. A&T	49 51
												196	A	George Mason	49 70
												204	A	Bethune-Cookman	64 52
												220	A	Howard	80 73
												220	H	Howard	80 72
												221	A	East Carolina	69 84
												237	A	Mt. St. Mary's	86 73
												264	A	Norfolk St.	59 43
												276	A	Richmond	55 57
												301	H	South Carolina St.	63 43
												308	A	Morgan St.	73 68
												309	A	UMBC	73 67
												330	H	Coppin St.	74 54
												336	A	Longwood	71 83
												338	A	N.C. Central	69 61
												338	H	N.C. Central	59 49
												343	A	Delaware St.	62 65
												348	A	Florida A&M	68 36
												349	H	Savannah St.	78 46
LAST 12 Division I GAMES:															
343	A	Delaware St.	62 65	220	A	Howard	80 73								
330	H	Coppin St.	74 54	264	A	Norfolk St.	59 43								
193	A	N.C. A&T	58 70	204	A	Bethune-Cookman	64 52								
338	A	N.C. Central	69 61	348	A	Florida A&M	68 36								
349	H	Savannah St.	78 46	193	H	N.C. A&T	49 51								
301	H	South Carolina St.	63 43	338	H	N.C. Central	59 49								

Non-Div I Games: Regent 72 16 Cheyney 88 39

UMES

Loss, Non-Conf, S Site, H Home A Away N Neutral

Average RPI Win:	288	WON-LOST	WINNING	LAST 10	STRENGTH OF	OPP. STRENGTH	TEAM	ADJ.	CONF.	ADJ CONF.
Average RPI Loss:	166	RECORD	PCT. RANK	GAMES	SCHEDULE	OF SCHEDULE	RPI	RPI	RPI	RPI
DIV. I ONLY	12- 13	188	0- 1	277	312	226	226	30	30	
DIV. I NON-CONF.	4- 7	228	0- 0	151	207	199	199	30	30	
TOTALS	RPI 1-25	RPI 26-50	W-L RECORDS	RPI 51-100	RPI 101-150	RPI 150+				
12- 13	0- 0	0- 2	OVERALL	0- 0	0- 3	12- 8				
5- 6	0- 0	0- 0	HOME	0- 0	0- 1	5- 5				
7- 7	0- 0	0- 2	AWAY	0- 0	0- 2	7- 3				
0- 0	0- 0	0- 0	NEUTRAL	0- 0	0- 0	0- 0				
4- 7	0- 0	0- 2	NON-CONFERENCE	0- 0	0- 1	4- 4				
2- 2	0- 0	0- 0	HOME	0- 0	0- 0	2- 2				
2- 5	0- 0	0- 2	AWAY	0- 0	0- 1	2- 2				
0- 0	0- 0	0- 0	NEUTRAL	0- 0	0- 0	0- 0				
8- 6	0- 0	0- 0	CONFERENCE	0- 0	0- 2	8- 4				
3- 4	0- 0	0- 0	HOME	0- 0	0- 1	3- 3				
5- 2	0- 0	0- 0	AWAY	0- 0	0- 1	5- 1				
0- 0	0- 0	0- 0	NEUTRAL	0- 0	0- 0	0- 0				

RPI S	Opponent	Score	RPI S	Opponent	Score	RPI S	Opponent	Score	RPI S	Opponent	Score	Team's RPI: 226
27	A Missouri	59 66	27	A Missouri	59 66	133	A New Mexico St.	61 68	133	A New Mexico St.	61 68	
34	A Kansas St.	50 61	34	A Kansas St.	50 61	133	H New Mexico St.	86 90	133	H New Mexico St.	86 90	
						147	A Kansas	55 67	147	A Kansas	55 67	
						154	H Illinois St.	55 62	154	H Illinois St.	55 62	
						156	A Denver	75 92	156	A Denver	75 92	
						167	A Oral Roberts	64 75	167	A Oral Roberts	64 75	
						172	H Louisiana Tech	80 70	172	H Louisiana Tech	80 70	
						196	H George Mason	84 91	196	H George Mason	84 91	
						219	H SIUE	80 75	219	H SIUE	80 75	
						235	H UTRGV	56 75	235	H UTRGV	56 75	
						243	A Loyola Chicago	88 74	243	A Loyola Chicago	88 74	
						255	A California Baptist	78 74	255	A California Baptist	78 74	
						255	H California Baptist	92 95	255	H California Baptist	92 95	
						263	A CSU Bakersfield	71 85	263	A CSU Bakersfield	71 85	
						263	H CSU Bakersfield	57 67	263	H CSU Bakersfield	57 67	
						273	A Utah Valley	68 64	273	A Utah Valley	68 64	
						273	H Utah Valley	97 64	273	H Utah Valley	97 64	
						311	A North Dakota St.	69 59	311	A North Dakota St.	69 59	
						334	A Grand Canyon	65 56	334	A Grand Canyon	65 56	
						334	H Grand Canyon	73 45	334	H Grand Canyon	73 45	
						344	A Seattle U	86 62	344	A Seattle U	86 62	
						344	H Seattle U	83 66	344	H Seattle U	83 66	
						350	A Chicago St.	111 58	350	A Chicago St.	111 58	
LAST 12 Division I GAMES:												
133	A New Mexico St.	61 68	235	H UTRGV	56 75	133	H New Mexico St.	86 90	235	H UTRGV	56 75	
273	H Utah Valley	97 64	344	A Seattle U	86 62	273	A Utah Valley	68 64	344	A Seattle U	86 62	
344	H Seattle U	83 66	263	A CSU Bakersfield	71 85	344	H Grand Canyon	73 45	263	H CSU Bakersfield	57 67	
263	A CSU Bakersfield	71 85	334	A Grand Canyon	65 56	334	H California Baptist	92 95	334	H Grand Canyon	73 45	
334	A Grand Canyon	65 56	255	H California Baptist	92 95	255	H CSU Bakersfield	57 67	255	H California Baptist	92 95	

Non-Div I Games: Peru St. 98 62 Mo.-St. Louis 92 63

UMKC

Loss, Non-Conf, S Site, H Home A Away N Neutral

Average RPI Win:	303	WON-LOST	WINNING	LAST 10	STRENGTH OF	OPP. STRENGTH	TEAM	ADJ.	CONF.	ADJ CONF.
Average RPI Loss:	196	RECORD	PCT. RANK	GAMES	SCHEDULE	OF SCHEDULE	RPI	RPI	RPI	RPI
DIV. I ONLY	6- 22	311	0- 1	291	297	321	321	23	23	
DIV. I NON-CONF.	3- 9	271	0- 0	294	334	309	309	25	25	
TOTALS	RPI 1-25	RPI 26-50	W-L RECORDS	RPI 51-100	RPI 101-150	RPI 150+				
6- 22	0- 0	0- 1	OVERALL	0- 2	0- 4	6- 15				
3- 9	0- 0	0- 0	HOME	0- 1	0- 2	3- 6				
3- 13	0- 0	0- 1	AWAY	0- 1	0- 2	3- 9				
0- 0	0- 0	0- 0	NEUTRAL	0- 0	0- 0	0- 0				
3- 9	0- 0	0- 1	NON-CONFERENCE	0- 0	0- 2	3- 6				
1- 3	0- 0	0- 0	HOME	0- 0	0- 1	1- 2				
2- 6	0- 0	0- 1	AWAY	0- 0	0- 1	2- 4				
0- 0	0- 0	0- 0	NEUTRAL	0- 0	0- 0	0- 0				
3- 13	0- 0	0- 0	CONFERENCE	0- 2	0- 2	3- 9				
2- 6	0- 0	0- 0	HOME	0- 1	0- 1	2- 4				
1- 7	0- 0	0- 0	AWAY	0- 1	0- 1	1- 5				
0- 0	0- 0	0- 0	NEUTRAL	0- 0	0- 0	0- 0				

RPI S	Opponent	Score	RPI S	Opponent	Score	RPI S	Opponent	Score	RPI S	Opponent	Score	Team's RPI: 321
49	A Butler	36 89	57	A Maine	45 79	113	A Hartford	45 69				
			57	H Maine	41 60	113	H Hartford	44 66				
						114	H Providence	47 71				
						139	A Seton Hall	57 90				
						151	A Stony Brook	56 76				
						151	H Stony Brook	47 64				
						191	A Holy Cross	54 63				
						198	A Dartmouth	54 70				
						224	A Cornell	54 63				
						227	A Massachusetts	62 59				
						245	A Albany (NY)	56 63				
						245	H Albany (NY)	53 56				
						246	H Colgate	52 61				
						250	A Binghamton	53 58				
						250	H Binghamton	50 70				
						283	A Vermont	42 52				
						283	H Vermont	54 51				
						299	H Bryant	57 58				
						308	A Morgan St.	49 61				
						309	A UMBC	67 55				
						309	H UMBC	62 41				
						314	A New Hampshire	46 54				
						314	H New Hampshire	53 56				
						342	H Saint Peter's	59 57				
						346	A LIU Brooklyn	69 64				
LAST 12 Division I GAMES:												
57	H Maine	41 60	314	A New Hampshire	46 54							
113	A Hartford	45 69	283	A Vermont	42 52							
250	A Binghamton	53 58	57	A Maine	45 79							
309	H UMBC	62 41	250	H Binghamton	50 70							
245	H Albany (NY)	53 56	113	H Hartford	44 66							
151	H Stony Brook	47 64	245	A Albany (NY)	56 63							

Non-Div I Games: Fisher 79 45

UMass Lowell

■ Loss,
 ■ Non-Conf,
 ■ S Site,
 ■ H Home
 ■ A Away
 N Neutral

UNC Asheville

Through Games Of Feb. 28, 2019

Average RPI Win:	283	WON-LOST	WINNING	LAST 10	STRENGTH OF	OPP. STRENGTH	TEAM	ADJ.	CONF.	ADJ CONF.
Average RPI Loss:	157	RECORD	PCT. RANK	GAMES	SCHEDULE	OF SCHEDULE	RPI	RPI	RPI	RPI
DIV. I ONLY	14- 12	154	0- 1	257	315	190	190	28	28	
DIV. I NON-CONF.	4- 6	212	0- 0	129	281	198	198	29	29	
TOTALS	RPI 1-25	RPI 26-50	W-L RECORDS	RPI 51-100	RPI 101-150	RPI 150+				
14- 12	0- 0	0- 0	OVERALL	0- 4	1- 2	13- 6				
10- 2	0- 0	0- 0	HOME	0- 1	1- 0	9- 1				
4- 10	0- 0	0- 0	AWAY	0- 3	0- 2	4- 5				
0- 0	0- 0	0- 0	NEUTRAL	0- 0	0- 0	0- 0				
4- 6	0- 0	0- 0	NON-CONFERENCE	0- 2	0- 2	4- 2				
4- 0	0- 0	0- 0	HOME	0- 0	0- 0	4- 0				
0- 6	0- 0	0- 0	AWAY	0- 2	0- 2	0- 2				
0- 0	0- 0	0- 0	NEUTRAL	0- 0	0- 0	0- 0				
10- 6	0- 0	0- 0	CONFERENCE	0- 2	1- 0	9- 4				
6- 2	0- 0	0- 0	HOME	0- 1	1- 0	5- 1				
4- 4	0- 0	0- 0	AWAY	0- 1	0- 0	4- 3				
0- 0	0- 0	0- 0	NEUTRAL	0- 0	0- 0	0- 0				

RPI 1-25				RPI 26-50				RPI 51-100				RPI 101+				Team's RPI: 190	
RPI	S	Opponent	Score	RPI	S	Opponent	Score	RPI	S	Opponent	Score	RPI	S	Opponent	Score		
								59	A	Middle Tenn.	46	67	120	A	Charlotte	53	70
								65	A	Tennessee	46	73	126	H	High Point	67	56
								82	A	Radford	46	60	143	A	Mercer	47	61
								82	H	Radford	44	45	158	H	Davidson	69	56
													161	A	Tennessee Tech	53	60
													202	H	Hampton	58	61
													210	A	Furman	47	58
													215	A	Campbell	48	49
													215	H	Campbell	60	52
													248	H	ETSU	56	55
													251	A	Gardner-Webb	59	69
													274	H	Wofford	60	46
													292	A	Winthrop	55	43
													292	H	Winthrop	70	36
													295	A	Charleston So.	59	70
													329	A	Presbyterian	52	43
													329	H	Presbyterian	51	45
													336	A	Longwood	68	57
													336	H	Longwood	80	55
													340	H	Western Caro.	74	49
													341	A	USC Upstate	93	86
													341	H	USC Upstate	56	53
LAST 12 Division I GAMES:																	
				82	H	Radford	44	45	295	A	Charleston So.	59	70				
				341	H	USC Upstate	56	53	292	H	Winthrop	70	36				
				336	A	Longwood	68	57	329	A	Presbyterian	52	43				
				292	A	Winthrop	55	43	336	H	Longwood	80	55				
				329	H	Presbyterian	51	45	126	H	High Point	67	56				
				215	A	Campbell	48	49	341	A	USC Upstate	93	86				

Non-Div I Games: Warren Wilson 92 31

UNC Asheville

■ Loss,
 ■ Non-Conf,
 ■ S Site,
 ■ Home
 ■ A Away
 N Neutral

UNC Greensboro

Through Games Of Feb. 28, 2019

Average RPI Win:	259	WON-LOST	WINNING	LAST 10	STRENGTH OF	OPP. STRENGTH	TEAM	ADJ.	CONF.	ADJ CONF.
Average RPI Loss:	191	RECORD	PCT. RANK	GAMES	SCHEDULE	OF SCHEDULE	RPI	RPI	RPI	RPI
DIV. I ONLY	7- 17	281	1- 0	276	268	298	298	27	27	
DIV. I NON-CONF.	2- 9	297	0- 0	193	219	291	291	24	24	
TOTALS	RPI 1-25	RPI 26-50	W-L RECORDS	RPI 51-100	RPI 101-150	RPI 150+				
7- 17	0- 0	0- 1	OVERALL	0- 0	0- 6	7- 10				
5- 3	0- 0	0- 0	HOME	0- 0	0- 1	5- 2				
1- 13	0- 0	0- 1	AWAY	0- 0	0- 4	1- 8				
1- 1	0- 0	0- 0	NEUTRAL	0- 0	0- 1	1- 0				
2- 9	0- 0	0- 1	NON-CONFERENCE	0- 0	0- 4	2- 4				
1- 1	0- 0	0- 0	HOME	0- 0	0- 0	1- 1				
0- 7	0- 0	0- 1	AWAY	0- 0	0- 3	0- 3				
1- 1	0- 0	0- 0	NEUTRAL	0- 0	0- 1	1- 0				
5- 8	0- 0	0- 0	CONFERENCE	0- 0	0- 2	5- 6				
4- 2	0- 0	0- 0	HOME	0- 0	0- 1	4- 1				
1- 6	0- 0	0- 0	AWAY	0- 0	0- 1	1- 5				
0- 0	0- 0	0- 0	NEUTRAL	0- 0	0- 0	0- 0				

RPI 1-25				RPI 26-50				RPI 51-100				RPI 101+ Team's RPI: 298			
RPI	S	Opponent	Score	RPI	S	Opponent	Score	RPI	S	Opponent	Score	RPI	S	Opponent	Score
				33	A	North Carolina	62 83					126	A	High Point	75 82
												132	A	Georgia St.	63 70
												139	N	Seton Hall	64 71
												143	A	Mercer	73 85
												143	H	Mercer	58 71
												149	A	Appalachian St.	65 68
												162	H	Coastal Caro.	71 78
												170	A	Chattanooga	54 64
												170	H	Chattanooga	53 49
												199	N	Eastern Mich.	49 44
												210	A	Furman	61 64
												210	H	Furman	49 59
												212	H	Liberty	48 45
												215	A	Campbell	49 53
												248	A	ETSU	76 85
												274	A	Wofford	66 93
												274	H	Wofford	77 61
												276	A	Richmond	48 59
												281	A	Samford	53 57
												281	H	Samford	55 54
												338	A	N.C. Central	57 66
												340	A	Western Caro.	66 42
												340	H	Western Caro.	71 59
LAST 12 Division I GAMES:															
				170	H	Chattanooga	53 49					170	A	Chattanooga	54 64
				340	A	Western Caro.	66 42					248	A	ETSU	76 85
				281	A	Samford	53 57					340	H	Western Caro.	71 59
				143	A	Mercer	73 85					143	H	Mercer	58 71
				210	H	Furman	49 59					281	H	Samford	55 54
				274	H	Wofford	77 61					274	A	Wofford	66 93

Non-Div I Games: Pfeiffer 92 23 UNC Pembroke 72 32 Lees-McRae 92 36 Young Harris 62 29
UNC Greensboro

Loss, Non-Conf, S Site, H Home A Away N Neutral

Average RPI Win: 220	WON-LOST	WINNING	LAST 10	STRENGTH OF	OPP. STRENGTH	TEAM	ADJ.	CONF.	ADJ CONF.
Average RPI Loss: 90	RECORD	PCT. RANK	GAMES	SCHEDULE	OF SCHEDULE	RPI	RPI	RPI	RPI
DIV. I ONLY	14- 10	131	1- 0	139	140	123	123	10	10
DIV. I NON-CONF.	5- 4	139	0- 0	292	238	172	172	10	10
TOTALS	RPI 1-25	RPI 26-50	W-L RECORDS	RPI 51-100	RPI 101-150	RPI 150+			
14- 10	0- 0	1- 3	OVERALL	0- 2	3- 4	10- 1			
11- 1	0- 0	1- 0	HOME	0- 1	3- 0	7- 0			
3- 9	0- 0	0- 3	AWAY	0- 1	0- 4	3- 1			
0- 0	0- 0	0- 0	NEUTRAL	0- 0	0- 0	0- 0			
5- 4	0- 0	0- 2	NON-CONFERENCE	0- 0	0- 2	5- 0			
3- 0	0- 0	0- 0	HOME	0- 0	0- 0	3- 0			
2- 4	0- 0	0- 2	AWAY	0- 0	0- 2	2- 0			
0- 0	0- 0	0- 0	NEUTRAL	0- 0	0- 0	0- 0			
9- 6	0- 0	1- 1	CONFERENCE	0- 2	3- 2	5- 1			
8- 1	0- 0	1- 0	HOME	0- 1	3- 0	4- 0			
1- 5	0- 0	0- 1	AWAY	0- 1	0- 2	1- 1			
0- 0	0- 0	0- 0	NEUTRAL	0- 0	0- 0	0- 0			

RPI 1-25				RPI 26-50				RPI 51-100				RPI 101+ Team's RPI: 123			
RPI	S	Opponent	Score	RPI	S	Opponent	Score	RPI	S	Opponent	Score	RPI	S	Opponent	Score
				33	A	North Carolina	55 82	64	A	Drexel	55 67	107	A	VCU	47 58
				37	A	James Madison	51 58	64	H	Drexel	53 65	110	A	Towson	61 82
				37	H	James Madison	66 63					110	H	Towson	77 73
				39	A	Ohio	72 95					115	H	Northeastern	83 70
												124	A	Pittsburgh	56 60
												148	A	Delaware	53 65
												148	H	Delaware	72 64
												171	A	William & Mary	64 70
												171	H	William & Mary	66 58
												214	A	Elon	75 70
												214	H	Elon	76 51
												218	H	Hofstra	89 54
												221	A	East Carolina	71 68
												289	H	Col. of Charleston	71 49
												329	H	Presbyterian	63 48
												334	H	Grand Canyon	77 55
												336	H	Longwood	35 33
												338	A	N.C. Central	89 82
LAST 12 Division I GAMES:															
				148	H	Delaware	72 64	115	H	Northeastern	83 70				
				64	H	Drexel	53 65	218	H	Hofstra	89 54				
				37	A	James Madison	51 58	64	A	Drexel	55 67				
				110	A	Towson	61 82	148	A	Delaware	53 65				
				171	H	William & Mary	66 58	110	H	Towson	77 73				
				214	H	Elon	76 51	37	H	James Madison	66 63				

Non-Div I Games: Fayetteville St. 72 54 Belmont Abbey 74 58

UNCW

Loss, Non-Conf, S Site, H Home A Away N Neutral

Average RPI Win:	230	WON-LOST	WINNING	LAST 10	STRENGTH OF	OPP. STRENGTH	TEAM	ADJ.	CONF.	ADJ CONF.
Average RPI Loss:	53	RECORD	PCT. RANK	GAMES	SCHEDULE	OF SCHEDULE	RPI	RPI	RPI	RPI
DIV. I ONLY	16- 9	97	0- 1	127	134	90	90	13	13	
DIV. I NON-CONF.	6- 5	143	0- 1	65	57	72	72	15	15	
TOTALS	RPI 1-25	RPI 26-50	W-L RECORDS	RPI 51-100	RPI 101-150	RPI 150+				
16- 9	0- 4	0- 1	OVERALL	0- 3	4- 0	12- 1				
9- 2	0- 1	0- 0	HOME	0- 1	3- 0	6- 0				
7- 6	0- 3	0- 1	AWAY	0- 1	1- 0	6- 1				
0- 1	0- 0	0- 0	NEUTRAL	0- 1	0- 0	0- 0				
6- 5	0- 2	0- 1	NON-CONFERENCE	0- 2	3- 0	3- 0				
4- 0	0- 0	0- 0	HOME	0- 0	2- 0	2- 0				
2- 4	0- 2	0- 1	AWAY	0- 1	1- 0	1- 0				
0- 1	0- 0	0- 0	NEUTRAL	0- 1	0- 0	0- 0				
10- 4	0- 2	0- 0	CONFERENCE	0- 1	1- 0	9- 1				
5- 2	0- 1	0- 0	HOME	0- 1	1- 0	4- 0				
5- 2	0- 1	0- 0	AWAY	0- 0	0- 0	5- 1				
0- 0	0- 0	0- 0	NEUTRAL	0- 0	0- 0	0- 0				

RPI 1-25				RPI 26-50				RPI 51-100 Team's RPI: 90				RPI 101+			
RPI	S	Opponent	Score	RPI	S	Opponent	Score	RPI	S	Opponent	Score	RPI	S	Opponent	Score
8	A	Iowa	57 83	34	A	Kansas St.	62 72	56	N	Boise St.	60 61	105	H	Creighton	65 55
11	A	Marquette	61 102					67	H	Missouri St.	58 63	134	A	IUPUI	53 40
23	A	Drake	61 76					97	A	Northern Ill.	59 70	146	H	Southern Ill.	65 53
23	H	Drake	64 88									148	H	Delaware	79 67
												154	A	Illinois St.	64 66
												160	A	Bradley	81 78
												187	A	Indiana St.	71 51
												187	H	Indiana St.	71 63
												243	A	Loyola Chicago	71 65
												243	H	Loyola Chicago	64 52
												249	H	North Dakota	64 60
												275	A	Long Beach St.	71 64
												312	A	Valparaiso	64 56
												312	H	Valparaiso	71 52
												320	H	Omaha	79 50
												333	A	Evansville	74 46
												333	H	Evansville	95 46
LAST 12 Division I GAMES:															
97	A	Northern Ill.	59 70	243	A	Loyola Chicago	71 65								
11	A	Marquette	61 102	67	H	Missouri St.	58 63								
333	H	Evansville	95 46	146	H	Southern Ill.	65 53								
187	H	Indiana St.	71 63	187	A	Indiana St.	71 51								
23	A	Drake	61 76	333	A	Evansville	74 46								
312	A	Valparaiso	64 56	23	H	Drake	64 88								

Non-Div I Games: Minnesota St. 73 56

UNI

Loss, Non-Conf, S Site, H Home A Away N Neutral

Average RPI Win:	242	WON-LOST	WINNING	LAST 10	STRENGTH OF	OPP. STRENGTH	TEAM	ADJ.	CONF.	ADJ CONF.
Average RPI Loss:	120	RECORD	PCT. RANK	GAMES	SCHEDULE	OF SCHEDULE	RPI	RPI	RPI	RPI
DIV. I ONLY	11- 16	227	0- 1	133	151	200	200	15	15	
DIV. I NON-CONF.	2- 9	297	0- 1	94	173	281	281	13	13	
TOTALS	RPI 1-25	RPI 26-50	W-L RECORDS	RPI 51-100	RPI 101-150	RPI 150+				
11- 16	0- 1	0- 1	OVERALL	1- 8	0- 1	10- 5				
8- 7	0- 1	0- 1	HOME	1- 4	0- 0	7- 1				
3- 9	0- 0	0- 0	AWAY	0- 4	0- 1	3- 4				
0- 0	0- 0	0- 0	NEUTRAL	0- 0	0- 0	0- 0				
2- 9	0- 1	0- 1	NON-CONFERENCE	0- 3	0- 1	2- 3				
2- 5	0- 1	0- 1	HOME	0- 2	0- 0	2- 1				
0- 4	0- 0	0- 0	AWAY	0- 1	0- 1	0- 2				
0- 0	0- 0	0- 0	NEUTRAL	0- 0	0- 0	0- 0				
9- 7	0- 0	0- 0	CONFERENCE	1- 5	0- 0	8- 2				
6- 2	0- 0	0- 0	HOME	1- 2	0- 0	5- 0				
3- 5	0- 0	0- 0	AWAY	0- 3	0- 0	3- 2				
0- 0	0- 0	0- 0	NEUTRAL	0- 0	0- 0	0- 0				

RPI 1-25				RPI 26-50				RPI 51-100				RPI 101+ Team's RPI: 200			
RPI	S	Opponent	Score	RPI	S	Opponent	Score	RPI	S	Opponent	Score	RPI	S	Opponent	Score
13	H	Gonzaga	59 70	42	H	Southern California	72 86	52	A	New Mexico	77 80	138	A	Portland St.	49 58
								52	H	New Mexico	66 57	182	A	UC Irvine	55 57
								54	A	Wyoming	62 90	184	H	Utah St.	77 56
								54	H	Wyoming	49 64	222	H	Florida	56 53
								56	H	Boise St.	57 64	225	A	Nevada	62 70
								59	H	Middle Tenn.	62 66	225	H	Nevada	67 58
								68	H	Wright St.	52 68	236	H	Hawaii	61 66
								80	A	Duke	38 66	241	A	San Diego St.	62 49
								91	A	Fresno St.	55 73	241	H	San Diego St.	71 57
												271	A	Colorado St.	49 52
												294	A	Air Force	62 47
												294	H	Air Force	66 56
												300	H	UC Santa Barbara	69 51
												301	A	South Carolina St.	49 58
												303	A	San Jose St.	53 43
												303	H	San Jose St.	74 70
LAST 12 Division I GAMES:															
301	A	South Carolina St.	49 58	303	H	San Jose St.	74 70								
222	H	Florida	56 53	294	A	Air Force	62 47								
59	H	Middle Tenn.	62 66	91	A	Fresno St.	55 73								
225	H	Nevada	67 58	56	H	Boise St.	57 64								
241	A	San Diego St.	62 49	184	H	Utah St.	77 56								
54	H	Wyoming	49 64	225	A	Nevada	62 70								

Non-Div I Games:

UNLV

■ Loss,
 ■ Non-Conf,
 S Site,
 ■ Home
 ■ Away
 N Neutral

USC Upstate

Through Games Of Feb. 28, 2019

Average RPI Win:	315	WON-LOST	WINNING	LAST 10	STRENGTH OF	OPP. STRENGTH	TEAM	ADJ.	CONF.	ADJ CONF.
Average RPI Loss:	230	RECORD	PCT. RANK	GAMES	SCHEDULE	OF SCHEDULE	RPI	RPI	RPI	RPI
DIV. I ONLY	4- 19	323	1- 0	345	316	341	341	28	28	
DIV. I NON-CONF.	1- 7	319	0- 0	324	328	338	338	29	29	
TOTALS	RPI 1-25	RPI 26-50	W-L RECORDS	RPI 51-100	RPI 101-150	RPI 150+				
4- 19	0- 0	0- 0	OVERALL	0- 3	0- 1	4- 15				
2- 5	0- 0	0- 0	HOME	0- 1	0- 1	2- 3				
2- 14	0- 0	0- 0	AWAY	0- 2	0- 0	2- 12				
0- 0	0- 0	0- 0	NEUTRAL	0- 0	0- 0	0- 0				
1- 7	0- 0	0- 0	NON-CONFERENCE	0- 2	0- 0	1- 5				
0- 0	0- 0	0- 0	HOME	0- 0	0- 0	0- 0				
1- 7	0- 0	0- 0	AWAY	0- 2	0- 0	1- 5				
0- 0	0- 0	0- 0	NEUTRAL	0- 0	0- 0	0- 0				
3- 12	0- 0	0- 0	CONFERENCE	0- 1	0- 1	3- 10				
2- 5	0- 0	0- 0	HOME	0- 1	0- 1	2- 3				
1- 7	0- 0	0- 0	AWAY	0- 0	0- 0	1- 7				
0- 0	0- 0	0- 0	NEUTRAL	0- 0	0- 0	0- 0				

RPI 1-25				RPI 26-50				RPI 51-100				RPI 101+				Team's RPI: 341	
RPI	S	Opponent	Score	RPI	S	Opponent	Score	RPI	S	Opponent	Score	RPI	S	Opponent	Score		
								58	A	Virginia Tech	45	96	126	H	High Point	61	87
								82	H	Radford	41	82	190	A	UNC Asheville	53	56
								87	A	Nebraska	64	87	190	H	UNC Asheville	86	93
												202	A	Hampton	43	67	
												210	A	Furman	67	78	
												215	A	Campbell	41	61	
												221	A	East Carolina	53	63	
												251	A	Gardner-Webb	72	92	
												292	A	Winthrop	76	50	
												292	H	Winthrop	58	49	
												295	A	Charleston So.	62	74	
												295	H	Charleston So.	75	78	
												301	A	South Carolina St.	66	71	
												320	A	Omaha	69	96	
												329	A	Presbyterian	54	70	
												329	H	Presbyterian	58	66	
												336	A	Longwood	58	80	
												336	H	Longwood	72	67	
												338	A	N.C. Central	82	63	
												340	A	Western Caro.	64	68	
LAST 12 Division I GAMES:																	
292	H	Winthrop	58	49	82	H	Radford	41	82								
190	A	UNC Asheville	53	56	202	A	Hampton	43	67								
329	H	Presbyterian	58	66	336	H	Longwood	72	67								
336	A	Longwood	58	80	251	A	Gardner-Webb	72	92								
295	A	Charleston So.	62	74	295	H	Charleston So.	75	78								
215	A	Campbell	41	61	190	H	UNC Asheville	86	93								

Non-Div I Games: Brevard 71 53 Converse 69 51 UNKNOWN 101 53

USC Upstate

Loss, Non-Conf, S Site, H Home A Away N Neutral

Average RPI Win:	206	WON-LOST	WINNING	LAST 10	STRENGTH OF	OPP. STRENGTH	TEAM	ADJ.	CONF.	ADJ CONF.
Average RPI Loss:	86	RECORD	PCT. RANK	GAMES	SCHEDULE	OF SCHEDULE	RPI	RPI	RPI	RPI
DIV. I ONLY	21- 6	37	1- 0	220	112	85	85	12	12	
DIV. I NON-CONF.	8- 3	72	0- 0	278	128	127	127	14	14	
TOTALS	RPI 1-25	RPI 26-50	W-L RECORDS	RPI 51-100	RPI 101-150	RPI 150+				
21- 6	0- 0	0- 1	OVERALL	1- 4	4- 1	16- 0				
10- 3	0- 0	0- 1	HOME	1- 2	2- 0	7- 0				
11- 3	0- 0	0- 0	AWAY	0- 2	2- 1	9- 0				
0- 0	0- 0	0- 0	NEUTRAL	0- 0	0- 0	0- 0				
8- 3	0- 0	0- 1	NON-CONFERENCE	0- 2	1- 0	7- 0				
3- 2	0- 0	0- 1	HOME	0- 1	0- 0	3- 0				
5- 1	0- 0	0- 0	AWAY	0- 1	1- 0	4- 0				
0- 0	0- 0	0- 0	NEUTRAL	0- 0	0- 0	0- 0				
13- 3	0- 0	0- 0	CONFERENCE	1- 2	3- 1	9- 0				
7- 1	0- 0	0- 0	HOME	1- 1	2- 0	4- 0				
6- 2	0- 0	0- 0	AWAY	0- 1	1- 1	5- 0				
0- 0	0- 0	0- 0	NEUTRAL	0- 0	0- 0	0- 0				

RPI 1-25				RPI 26-50				RPI 51-100				Team's RPI: 85		RPI 101+			
RPI	S	Opponent	Score	RPI	S	Opponent	Score	RPI	S	Opponent	Score			RPI	S	Opponent	Score
				42	H	Southern California	61 73	75	A	Little Rock	65 68			102	A	Houston	65 61
								75	H	Little Rock	61 62			132	A	Georgia St.	48 50
								91	A	Fresno St.	61 70			132	H	Georgia St.	69 45
								96	H	South Alabama	72 51			149	A	Appalachian St.	72 65
								99	H	Arkansas	65 66			149	H	Appalachian St.	99 94
														162	A	Coastal Caro.	67 64
														162	H	Coastal Caro.	79 53
														166	H	Texas St.	68 53
														167	A	Oral Roberts	80 62
														180	A	Arkansas St.	100 73
														180	H	Arkansas St.	67 62
														201	H	Grambling	78 54
														209	A	SMU	66 41
														239	A	San Francisco	80 73
														261	A	Louisiana	76 61
														279	H	Jackson St.	99 63
														284	A	Ga. Southern	74 53
														284	H	Ga. Southern	81 48
														304	A	Incarnate Word	97 49
														307	H	UTSA	53 48
														316	A	La.-Monroe	60 56
LAST 12 Division I GAMES:																	
				96	H	South Alabama	72 51	166	H	Texas St.	68 53						
				316	A	La.-Monroe	60 56	261	A	Louisiana	76 61						
				180	H	Arkansas St.	67 62	132	H	Georgia St.	69 45						
				75	H	Little Rock	61 62	284	H	Ga. Southern	81 48						
				149	A	Appalachian St.	72 65	75	A	Little Rock	65 68						
				162	A	Coastal Caro.	67 64	180	A	Arkansas St.	100 73						

Non-Div I Games:

UT Arlington

■ Loss,
■ Non-Conf,
■ S Site,
■ H Home
■ A Away
N Neutral

Average RPI Win:	239	WON-LOST	WINNING	LAST 10	STRENGTH OF	OPP. STRENGTH	TEAM	ADJ.	CONF.	ADJ CONF.
Average RPI Loss:	145	RECORD	PCT. RANK	GAMES	SCHEDULE	OF SCHEDULE	RPI	RPI	RPI	RPI
DIV. I ONLY	18- 8	69	1- 0	240	236	118	118	22	22	
DIV. I NON-CONF.	6- 3	91	0- 0	264	90	106	106	22	22	
TOTALS	RPI 1-25	RPI 26-50	W-L RECORDS	RPI 51-100	RPI 101-150	RPI 150+				
18- 8	0- 1	0- 0	OVERALL	1- 1	1- 3	16- 3				
11- 1	0- 0	0- 0	HOME	1- 0	1- 0	9- 1				
7- 7	0- 1	0- 0	AWAY	0- 1	0- 3	7- 2				
0- 0	0- 0	0- 0	NEUTRAL	0- 0	0- 0	0- 0				
6- 3	0- 1	0- 0	NON-CONFERENCE	0- 0	1- 2	5- 0				
4- 0	0- 0	0- 0	HOME	0- 0	1- 0	3- 0				
2- 3	0- 1	0- 0	AWAY	0- 0	0- 2	2- 0				
0- 0	0- 0	0- 0	NEUTRAL	0- 0	0- 0	0- 0				
12- 5	0- 0	0- 0	CONFERENCE	1- 1	0- 1	11- 3				
7- 1	0- 0	0- 0	HOME	1- 0	0- 0	6- 1				
5- 4	0- 0	0- 0	AWAY	0- 1	0- 1	5- 2				
0- 0	0- 0	0- 0	NEUTRAL	0- 0	0- 0	0- 0				

RPI 1-25				RPI 26-50				RPI 51-100				RPI 101+ Team's RPI: 118			
RPI	S	Opponent	Score	RPI	S	Opponent	Score	RPI	S	Opponent	Score	RPI	S	Opponent	Score
3	A	Louisville	62 102					63	A	Belmont	86 100	112	A	Northwestern	64 90
								63	H	Belmont	71 68	131	A	Morehead St.	75 85
												134	A	IUPUI	72 73
												146	H	Southern Ill.	95 94
												161	H	Tennessee Tech	76 80
												170	A	Chattanooga	81 79
												180	H	Arkansas St.	97 91
												216	H	Jacksonville St.	77 72
												219	A	SIUE	75 48
												219	H	SIUE	68 55
												232	A	Southeast Mo. St.	80 73
												232	H	Southeast Mo. St.	61 50
												257	A	Austin Peay	59 58
												257	H	Austin Peay	74 65
												265	A	Murray St.	73 76
												265	H	Murray St.	75 67
												281	H	Samford	89 68
												287	A	Eastern Ill.	71 77
												287	H	Eastern Ill.	90 66
												302	A	Tennessee St.	73 61
												325	A	Lipscomb	62 53
												327	H	Mississippi Val.	110 51
												332	A	Eastern Ky.	87 61
LAST 12 Division I GAMES:															
63	H	Belmont	71 68	216	H	Jacksonville St.	77 72								
257	A	Austin Peay	59 58	63	A	Belmont	86 100								
265	A	Murray St.	73 76	302	A	Tennessee St.	73 61								
219	A	SIUE	75 48	219	H	SIUE	68 55								
232	H	Southeast Mo. St.	61 50	287	H	Eastern Ill.	90 66								
161	H	Tennessee Tech	76 80	131	A	Morehead St.	75 85								

Non-Div I Games: Ala.-Huntsville 100 69 Christian Bros. 108 82

UT Martin

Loss, Non-Conf, S Site, H Home A Away N Neutral

Average RPI Win:	297	WON-LOST	WINNING	LAST 10	STRENGTH OF	OPP. STRENGTH	TEAM	ADJ.	CONF.	ADJ CONF.
Average RPI Loss:	139	RECORD	PCT. RANK	GAMES	SCHEDULE	OF SCHEDULE	RPI	RPI	RPI	RPI
DIV. I ONLY	7- 20	293	1- 0	161	219	280	280	14	14	
DIV. I NON-CONF.	3- 10	278	0- 0	165	314	296	296	17	17	
TOTALS	RPI 1-25	RPI 26-50	W-L RECORDS	RPI 51-100	RPI 101-150	RPI 150+				
7- 20	0- 0	0- 1	OVERALL	0- 4	0- 7	7- 8				
3- 11	0- 0	0- 0	HOME	0- 1	0- 4	3- 6				
3- 8	0- 0	0- 1	AWAY	0- 3	0- 2	3- 2				
1- 1	0- 0	0- 0	NEUTRAL	0- 0	0- 1	1- 0				
3- 10	0- 0	0- 0	NON-CONFERENCE	0- 2	0- 4	3- 4				
2- 5	0- 0	0- 0	HOME	0- 0	0- 2	2- 3				
0- 4	0- 0	0- 0	AWAY	0- 2	0- 1	0- 1				
1- 1	0- 0	0- 0	NEUTRAL	0- 0	0- 1	1- 0				
4- 10	0- 0	0- 1	CONFERENCE	0- 2	0- 3	4- 4				
1- 6	0- 0	0- 0	HOME	0- 1	0- 2	1- 3				
3- 4	0- 0	0- 1	AWAY	0- 1	0- 1	3- 1				
0- 0	0- 0	0- 0	NEUTRAL	0- 0	0- 0	0- 0				

RPI 1-25			RPI 26-50			RPI 51-100			RPI 101+			Team's RPI: 280			
RPI	S	Opponent	Score	RPI	S	Opponent	Score	RPI	S	Opponent	Score				
				32	A	Rice	42 76	52	A	New Mexico	51 69	103	H	UAB	48 74
								59	H	Middle Tenn.	49 79	120	A	Charlotte	39 62
								78	A	Arizona	40 62	121	H	Western Ky.	61 64
								89	A	Old Dominion	59 78	133	H	New Mexico St.	65 69
												138	H	Portland St.	61 89
												141	N	Akron	57 64
												150	A	Tulsa	45 66
												159	H	Abilene Christian	69 70
												172	H	Louisiana Tech	64 74
												173	H	Nicholls St.	56 58
												176	A	North Texas	51 70
												180	H	Arkansas St.	66 67
												183	H	Southern Miss.	63 64
												203	H	Marshall	60 63
												231	N	Western Ill.	84 72
												263	H	CSU Bakersfield	53 47
												305	A	Fla. Atlantic	70 44
												307	A	UTSA	73 60
												307	H	UTSA	77 73
												315	A	FIU	60 55
												322	A	Weber St.	63 68
												351	H	Alcorn	77 51
LAST 12 Division I GAMES:															
				307	H	UTSA	77 73					203	H	Marshall	60 63
				183	H	Southern Miss.	63 64					120	A	Charlotte	39 62
				172	H	Louisiana Tech	64 74					89	A	Old Dominion	59 78
				315	A	FIU	60 55					59	H	Middle Tenn.	49 79
				305	A	Fla. Atlantic	70 44					103	H	UAB	48 74
				121	H	Western Ky.	61 64					32	A	Rice	42 76

Non-Div I Games:

UTEP

■ Loss,
■ Non-Conf,
■ S Site,
■ H Home
■ A Away
N Neutral

Average RPI Win: 292	WON-LOST	WINNING	LAST 10	STRENGTH OF	OPP. STRENGTH	TEAM	ADJ.	CONF.	ADJ CONF.
Average RPI Loss: 178	RECORD	PCT. RANK	GAMES	SCHEDULE	OF SCHEDULE	RPI	RPI	RPI	RPI
DIV. I ONLY	13- 12	164	1- 0	312	298	235	235	30	30
DIV. I NON-CONF.	4- 7	228	0- 0	166	157	211	211	30	30
TOTALS	RPI 1-25	RPI 26-50	W-L RECORDS	RPI 51-100	RPI 101-150	RPI 150+			
13- 12	0- 2	0- 1	OVERALL	0- 0	0- 2	13- 7			
7- 5	0- 0	0- 1	HOME	0- 0	0- 1	7- 3			
6- 7	0- 2	0- 0	AWAY	0- 0	0- 1	6- 4			
0- 0	0- 0	0- 0	NEUTRAL	0- 0	0- 0	0- 0			
4- 7	0- 2	0- 1	NON-CONFERENCE	0- 0	0- 0	4- 4			
2- 3	0- 0	0- 1	HOME	0- 0	0- 0	2- 2			
2- 4	0- 2	0- 0	AWAY	0- 0	0- 0	2- 2			
0- 0	0- 0	0- 0	NEUTRAL	0- 0	0- 0	0- 0			
9- 5	0- 0	0- 0	CONFERENCE	0- 0	0- 2	9- 3			
5- 2	0- 0	0- 0	HOME	0- 0	0- 1	5- 1			
4- 3	0- 0	0- 0	AWAY	0- 0	0- 1	4- 2			
0- 0	0- 0	0- 0	NEUTRAL	0- 0	0- 0	0- 0			

RPI 1-25				RPI 26-50				RPI 51-100				RPI 101+ Team's RPI: 235			
RPI	S	Opponent	Score	RPI	S	Opponent	Score	RPI	S	Opponent	Score	RPI	S	Opponent	Score
2	A	Baylor	37 98	28	H	Texas	66 81					133	A	New Mexico St.	63 71
16	A	Texas A&M	61 84									133	H	New Mexico St.	67 70
												207	H	Prairie View	57 50
												226	A	UMKC	75 56
												227	A	Massachusetts	70 74
												242	H	Texas Southern	55 69
												244	A	A&M-Corpus Christi	70 57
												244	H	A&M-Corpus Christi	49 59
												255	H	California Baptist	60 56
												261	H	Louisiana	75 60
												263	A	CSU Bakersfield	63 68
												263	H	CSU Bakersfield	64 56
												273	A	Utah Valley	57 72
												273	H	Utah Valley	55 57
												278	A	Canisius	57 53
												307	A	UTSA	58 61
												334	A	Grand Canyon	66 50
												334	H	Grand Canyon	49 42
												344	A	Seattle U	74 70
												344	H	Seattle U	69 56
												350	A	Chicago St.	71 55
												350	H	Chicago St.	84 38
LAST 12 Division I GAMES:															
				350	H	Chicago St.	84 38					226	A	UMKC	75 56
				133	H	New Mexico St.	67 70					350	A	Chicago St.	71 55
				273	A	Utah Valley	57 72					133	A	New Mexico St.	63 71
				344	A	Seattle U	74 70					344	H	Seattle U	69 56
				263	H	CSU Bakersfield	64 56					273	H	Utah Valley	55 57
				334	H	Grand Canyon	49 42					334	A	Grand Canyon	66 50

Non-Div I Games: Texas Lutheran 82 38 UNKNOWN 74 43

UTRGV

Loss, Non-Conf, S Site, H Home A Away N Neutral

Average RPI Win:	234	WON-LOST	WINNING	LAST 10	STRENGTH OF	OPP. STRENGTH	TEAM	ADJ.	CONF.	ADJ CONF.
Average RPI Loss:	165	RECORD	PCT. RANK	GAMES	SCHEDULE	OF SCHEDULE	RPI	RPI	RPI	RPI
DIV. I ONLY	5- 19	316	0- 1	206	165	307	307	14	14	
DIV. I NON-CONF.	3- 7	256	0- 0	244	227	305	305	17	17	
TOTALS	RPI 1-25	RPI 26-50	W-L RECORDS	RPI 51-100	RPI 101-150	RPI 150+				
5- 19	0- 0	0- 2	OVERALL	0- 3	0- 5	5- 9				
4- 9	0- 0	0- 0	HOME	0- 1	0- 3	4- 5				
1- 9	0- 0	0- 2	AWAY	0- 2	0- 2	1- 3				
0- 1	0- 0	0- 0	NEUTRAL	0- 0	0- 0	0- 1				
3- 7	0- 0	0- 1	NON-CONFERENCE	0- 1	0- 2	3- 3				
3- 3	0- 0	0- 0	HOME	0- 0	0- 1	3- 2				
0- 3	0- 0	0- 1	AWAY	0- 1	0- 1	0- 0				
0- 1	0- 0	0- 0	NEUTRAL	0- 0	0- 0	0- 1				
2- 12	0- 0	0- 1	CONFERENCE	0- 2	0- 3	2- 6				
1- 6	0- 0	0- 0	HOME	0- 1	0- 2	1- 3				
1- 6	0- 0	0- 1	AWAY	0- 1	0- 1	1- 3				
0- 0	0- 0	0- 0	NEUTRAL	0- 0	0- 0	0- 0				

RPI S	Opponent	Score	RPI S	Opponent	Score	RPI S	Opponent	Score	RPI S	Opponent	Score	Team's RPI: 307
28	A Texas	54 98	59	H Middle Tenn.	52 72	103	H UAB	42 59				
32	A Rice	54 85	85	A UT Arlington	48 53	120	A Charlotte	54 66				
			89	A Old Dominion	47 72	121	H Western Ky.	62 81				
						134	H IUPUI	50 58				
						139	A Seton Hall	53 84				
						166	H Texas St.	60 68				
						172	H Louisiana Tech	70 68				
						176	A North Texas	57 54				
						183	H Southern Miss.	45 70				
						184	H Utah St.	56 62				
						203	H Marshall	72 79				
						235	H UTRGV	61 58				
						266	H San Diego	87 77				
						280	A UTEP	73 77				
						280	H UTEP	60 73				
						305	A Fla. Atlantic	70 86				
						309	N UMBC	58 72				
						315	A FIU	40 51				
						322	H Weber St.	66 59				
LAST 12 Division I GAMES:												
280	A UTEP	73 77	121	H Western Ky.	62 81							
172	H Louisiana Tech	70 68	89	A Old Dominion	47 72							
183	H Southern Miss.	45 70	120	A Charlotte	54 66							
305	A Fla. Atlantic	70 86	103	H UAB	42 59							
315	A FIU	40 51	59	H Middle Tenn.	52 72							
203	H Marshall	72 79	176	A North Texas	57 54							

Non-Div I Games: Concordia (TX) 78 51 Tex. A&M-Kingsville 86 55

UTSA

Loss, Non-Conf, S Site, H Home A Away N Neutral

Average RPI Win:	171	WON-LOST	WINNING	LAST 10	STRENGTH OF	OPP. STRENGTH	TEAM	ADJ.	CONF.	ADJ CONF.
Average RPI Loss:	31	RECORD	PCT. RANK	GAMES	SCHEDULE	OF SCHEDULE	RPI	RPI	RPI	RPI
DIV. I ONLY	20- 7	53	1- 0	147	29	60	60	2	2	
DIV. I NON-CONF.	11- 0	1	1- 0	314	159	65	65	2	2	
TOTALS	RPI 1-25	RPI 26-50	W-L RECORDS	RPI 51-100	RPI 101-150	RPI 150+				
20- 7	1- 4	2- 2	OVERALL	1- 1	3- 0	13- 0				
13- 3	1- 1	2- 2	HOME	1- 0	2- 0	7- 0				
5- 4	0- 3	0- 0	AWAY	0- 1	1- 0	4- 0				
2- 0	0- 0	0- 0	NEUTRAL	0- 0	0- 0	2- 0				
11- 0	0- 0	1- 0	NON-CONFERENCE	0- 0	1- 0	9- 0				
7- 0	0- 0	1- 0	HOME	0- 0	1- 0	5- 0				
2- 0	0- 0	0- 0	AWAY	0- 0	0- 0	2- 0				
2- 0	0- 0	0- 0	NEUTRAL	0- 0	0- 0	2- 0				
9- 7	1- 4	1- 2	CONFERENCE	1- 1	2- 0	4- 0				
6- 3	1- 1	1- 2	HOME	1- 0	1- 0	2- 0				
3- 4	0- 3	0- 0	AWAY	0- 1	1- 0	2- 0				
0- 0	0- 0	0- 0	NEUTRAL	0- 0	0- 0	0- 0				

RPI S	Opponent	Score	RPI S	Opponent	Score	RPI S	Opponent	Score	RPI S	Opponent	Score
4	H Stanford	75 68	30	H BYU	78 67	78	A Arizona	55 66	109	H Idaho St.	74 60
5	A Oregon	65 87	31	H UCLA	90 100	78	H Arizona	80 64	145	A Washington St.	72 68
19	A Arizona St.	58 60	38	H California	87 74				145	H Washington St.	75 67
19	H Arizona St.	63 65	42	H Southern California	80 84				153	H Alabama	72 62
20	A Oregon St.	63 71							155	A Washington	58 43
									155	H Washington	88 56
									163	A Colorado	76 61
									163	H Colorado	78 59
									181	A Eastern Wash.	95 51
									222 N	Florida	74 58
									225	A Nevada	74 52
									236 N	Hawaii	73 48
									273	H Utah Valley	85 47
									275	H Long Beach St.	82 59
									322	H Weber St.	77 56
									344	H Seattle U	89 62
LAST 12 Division I GAMES:											
236 N	Hawaii	73 48	42	H Southern California	80 84						
145	H Washington St.	75 67	20	A Oregon St.	63 71						
155	H Washington	88 56	5	A Oregon	65 87						
19	A Arizona St.	58 60	4	H Stanford	75 68						
78	A Arizona	55 66	38	H California	87 74						
31	H UCLA	90 100	163	H Colorado	78 59						

Non-Div I Games:

Utah

Average RPI Win: 220	WON-LOST	WINNING	LAST 10	STRENGTH OF	OPP. STRENGTH	TEAM	ADJ.	CONF.	ADJ CONF.
Average RPI Loss: 128	RECORD	PCT. RANK	GAMES	SCHEDULE	OF SCHEDULE	RPI	RPI	RPI	RPI
DIV. I ONLY	12- 14	197	1- 0	176	107	184	184	15	15
DIV. I NON-CONF.	4- 6	212	0- 0	207	31	206	206	13	13
TOTALS	RPI 1-25	RPI 26-50	W-L RECORDS	RPI 51-100	RPI 101-150	RPI 150+			
12- 14	0- 1	0- 2	OVERALL	2- 5	1- 0	9- 6			
6- 6	0- 1	0- 1	HOME	2- 2	0- 0	4- 2			
6- 6	0- 0	0- 0	AWAY	0- 3	1- 0	5- 3			
0- 2	0- 0	0- 1	NEUTRAL	0- 0	0- 0	0- 1			
4- 6	0- 1	0- 2	NON-CONFERENCE	0- 0	1- 0	3- 3			
1- 3	0- 1	0- 1	HOME	0- 0	0- 0	1- 1			
3- 1	0- 0	0- 0	AWAY	0- 0	1- 0	2- 1			
0- 2	0- 0	0- 1	NEUTRAL	0- 0	0- 0	0- 1			
8- 8	0- 0	0- 0	CONFERENCE	2- 5	0- 0	6- 3			
5- 3	0- 0	0- 0	HOME	2- 2	0- 0	3- 1			
3- 5	0- 0	0- 0	AWAY	0- 3	0- 0	3- 2			
0- 0	0- 0	0- 0	NEUTRAL	0- 0	0- 0	0- 0			

RPI 1-25				RPI 26-50				RPI 51-100				RPI 101+ Team's RPI: 184			
RPI	S	Opponent	Score	RPI	S	Opponent	Score	RPI	S	Opponent	Score	RPI	S	Opponent	Score
5	H	Oregon	58 88	30	H	BYU	57 62	52	A	New Mexico	56 74	145	A	Washington St.	72 61
				42	N	Southern California	46 55	52	H	New Mexico	64 68	163	N	Colorado	68 78
								54	A	Wyoming	35 53	176	A	North Texas	57 41
								54	H	Wyoming	50 42	186	A	Portland	54 61
								56	H	Boise St.	81 68	200	A	UNLV	56 77
								91	A	Fresno St.	59 70	225	H	Nevada	79 76
								91	H	Fresno St.	53 64	241	A	San Diego St.	65 52
												241	H	San Diego St.	54 56
												271	A	Colorado St.	72 53
												273	H	Utah Valley	67 62
												275	H	Long Beach St.	48 50
												294	A	Air Force	48 44
												294	H	Air Force	64 55
												303	A	San Jose St.	59 68
												303	H	San Jose St.	82 49
												307	A	UTSA	62 56
LAST 12 Division I GAMES:															
241	A	San Diego St.	65 52	91	H	Fresno St.	53 64	200	A	UNLV	56 77	303	A	San Jose St.	59 68
56	H	Boise St.	81 68	52	H	New Mexico	64 68	271	A	Colorado St.	72 53	303	H	San Jose St.	82 49
52	A	New Mexico	56 74	54	A	Wyoming	35 53	241	H	San Diego St.	54 56				
294	H	Air Force	64 55												

Non-Div I Games: Northern N.M. 106 35

Utah St.

Utah Valley

Through Games Of Feb. 28, 2019

Average RPI Win:	292	WON-LOST	WINNING	LAST 10	STRENGTH OF	OPP. STRENGTH	TEAM	ADJ.	CONF.	ADJ CONF.
Average RPI Loss:	174	RECORD	PCT. RANK	GAMES	SCHEDULE	OF SCHEDULE	RPI	RPI	RPI	RPI
DIV. I ONLY	11- 12	193	0- 1	318	304	273	273	30	30	
DIV. I NON-CONF.	3- 7	256	0- 0	247	204	294	294	30	30	
TOTALS	RPI 1-25	RPI 26-50	W-L RECORDS	RPI 51-100	RPI 101-150	RPI 150+				
11- 12	0- 0	0- 1	OVERALL	0- 1	1- 3	10- 7				
8- 4	0- 0	0- 1	HOME	0- 0	1- 1	7- 2				
3- 8	0- 0	0- 0	AWAY	0- 1	0- 2	3- 5				
0- 0	0- 0	0- 0	NEUTRAL	0- 0	0- 0	0- 0				
3- 7	0- 0	0- 1	NON-CONFERENCE	0- 1	1- 1	2- 4				
3- 2	0- 0	0- 1	HOME	0- 0	1- 0	2- 1				
0- 5	0- 0	0- 0	AWAY	0- 1	0- 1	0- 3				
0- 0	0- 0	0- 0	NEUTRAL	0- 0	0- 0	0- 0				
8- 5	0- 0	0- 0	CONFERENCE	0- 0	0- 2	8- 3				
5- 2	0- 0	0- 0	HOME	0- 0	0- 1	5- 1				
3- 3	0- 0	0- 0	AWAY	0- 0	0- 1	3- 2				
0- 0	0- 0	0- 0	NEUTRAL	0- 0	0- 0	0- 0				

RPI 1-25			RPI 26-50			RPI 51-100			RPI 101+			Team's RPI: 273
RPI	S	Opponent	Score	RPI	S	Opponent	Score	RPI	S	Opponent	Score	
				30	H	BYU	51 77	60	A	Utah	47 85	
								109	A	Idaho St.	68 80	
								133	A	New Mexico St.	52 58	
								133	H	New Mexico St.	63 72	
								136	H	UC Riverside	56 53	
								184	A	Utah St.	62 67	
								186	H	Portland	60 65	
								226	A	UMKC	64 97	
								226	H	UMKC	64 68	
								235	A	UTRGV	57 55	
								235	H	UTRGV	72 57	
								255	A	California Baptist	54 83	
								258	A	Cal St. Fullerton	55 56	
								263	H	CSU Bakersfield	78 70	
								286	A	Southern Utah	59 60	
								300	H	UC Santa Barbara	63 54	
								322	H	Weber St.	65 59	
								334	H	Grand Canyon	57 46	
								344	A	Seattle U	58 55	
								344	H	Seattle U	63 56	
								350	A	Chicago St.	70 65	
								350	H	Chicago St.	76 61	
LAST 12 Division I GAMES:												
				226	A	UMKC	64 97	350	H	Chicago St.	76 61	
				350	A	Chicago St.	70 65	226	H	UMKC	64 68	
				235	H	UTRGV	72 57	133	A	New Mexico St.	52 58	
				133	H	New Mexico St.	63 72	235	A	UTRGV	57 55	
				344	H	Seattle U	63 56	344	A	Seattle U	58 55	
				255	A	California Baptist	54 83	263	H	CSU Bakersfield	78 70	

Non-Div I Games: Ottawa (AZ) 90 61 La Verne 86 79 Arizona Christian 76 68

Utah Valley

Loss, Non-Conf, S Site, H Home A Away N Neutral

Average RPI Win: 219	WON-LOST	WINNING	LAST 10	STRENGTH OF	OPP. STRENGTH	TEAM	ADJ.	CONF.	ADJ CONF.
Average RPI Loss: 116	RECORD	PCT. RANK	GAMES	SCHEDULE	OF SCHEDULE	RPI	RPI	RPI	RPI
DIV. I ONLY	20- 8	59	0- 1	247	144	107	107	17	17
DIV. I NON-CONF.	8- 5	119	0- 0	199	126	118	118	16	16
TOTALS	RPI 1-25	RPI 26-50	W-L RECORDS	RPI 51-100	RPI 101-150	RPI 150+			
20- 8	0- 0	0- 1	OVERALL	1- 3	4- 2	15- 2			
11- 1	0- 0	0- 0	HOME	0- 1	3- 0	8- 0			
8- 6	0- 0	0- 1	AWAY	1- 2	1- 1	6- 2			
1- 1	0- 0	0- 0	NEUTRAL	0- 0	0- 1	1- 0			
8- 5	0- 0	0- 1	NON-CONFERENCE	1- 3	2- 1	5- 0			
4- 1	0- 0	0- 0	HOME	0- 1	2- 0	2- 0			
3- 3	0- 0	0- 1	AWAY	1- 2	0- 0	2- 0			
1- 1	0- 0	0- 0	NEUTRAL	0- 0	0- 1	1- 0			
12- 3	0- 0	0- 0	CONFERENCE	0- 0	2- 1	10- 2			
7- 0	0- 0	0- 0	HOME	0- 0	1- 0	6- 0			
5- 3	0- 0	0- 0	AWAY	0- 0	1- 1	4- 2			
0- 0	0- 0	0- 0	NEUTRAL	0- 0	0- 0	0- 0			

RPI S	Opponent	Score	RPI S	Opponent	Score	RPI S	Opponent	Score	RPI S	Opponent	Score	Team's RPI: 107
33	A North Carolina	47 59	82	H Radford	49 54	111	A Fordham	47 44				
			84	A Cincinnati	54 66	122	H Dayton	64 62				
			89	A Old Dominion	57 60	123	H UNCW	58 47				
			93	A Georgetown	47 45	134	N IUPUI	61 63				
						135	A Duquesne	68 71				
						142	H Wake Forest	53 40				
						171	A William & Mary	72 55				
						178	A Saint Louis	60 76				
						178	H Saint Louis	57 47				
						193	A N.C. A&T	54 48				
						195	A George Washington	48 57				
						196	A George Mason	62 38				
						227	H Massachusetts	52 48				
						238	A Saint Joseph's	65 47				
						238	H Saint Joseph's	59 40				
						252	H Rhode Island	74 39				
						259	A St. Bonaventure	59 50				
						276	A Richmond	68 43				
						276	H Richmond	58 37				
						288	H La Salle	68 38				
						322	N Weber St.	64 36				
						336	H Longwood	84 55				
						343	H Delaware St.	97 55				
LAST 12 Division I GAMES:												
178	A Saint Louis	60 76	238	A Saint Joseph's	65 47							
135	A Duquesne	68 71	227	H Massachusetts	52 48							
196	A George Mason	62 38	178	H Saint Louis	57 47							
122	H Dayton	64 62	195	A George Washington	48 57							
276	H Richmond	58 37	252	H Rhode Island	74 39							
259	A St. Bonaventure	59 50	111	A Fordham	47 44							

Non-Div I Games:

VCU

■ Loss,
 ■ Non-Conf,
 ■ S Site,
 ■ H Home
 ■ A Away
 N Neutral

Valparaiso

Through Games Of Feb. 28, 2019

Average RPI Win:	288	WON-LOST	WINNING	LAST 10	STRENGTH OF	OPP. STRENGTH	TEAM	ADJ.	CONF.	ADJ CONF.
Average RPI Loss:	160	RECORD	PCT. RANK	GAMES	SCHEDULE	OF SCHEDULE	RPI	RPI	RPI	RPI
DIV. I ONLY	6- 22	311	0- 1	250	206	312	312	13	13	
DIV. I NON-CONF.	4- 8	241	0- 0	334	319	329	329	15	15	
TOTALS	RPI 1-25	RPI 26-50	W-L RECORDS	RPI 51-100	RPI 101-150	RPI 150+				
6- 22	0- 2	0- 1	OVERALL	0- 5	0- 3	6- 11				
3- 11	0- 1	0- 1	HOME	0- 3	0- 1	3- 5				
2- 11	0- 1	0- 0	AWAY	0- 2	0- 2	2- 6				
1- 0	0- 0	0- 0	NEUTRAL	0- 0	0- 0	1- 0				
4- 8	0- 0	0- 1	NON-CONFERENCE	0- 1	0- 1	4- 5				
1- 5	0- 0	0- 1	HOME	0- 1	0- 0	1- 3				
2- 3	0- 0	0- 0	AWAY	0- 0	0- 1	2- 2				
1- 0	0- 0	0- 0	NEUTRAL	0- 0	0- 0	1- 0				
2- 14	0- 2	0- 0	CONFERENCE	0- 4	0- 2	2- 6				
2- 6	0- 1	0- 0	HOME	0- 2	0- 1	2- 2				
0- 8	0- 1	0- 0	AWAY	0- 2	0- 1	0- 4				
0- 0	0- 0	0- 0	NEUTRAL	0- 0	0- 0	0- 0				

RPI 1-25				RPI 26-50				RPI 51-100				RPI 101+ Team's RPI: 312			
RPI	S	Opponent	Score	RPI	S	Opponent	Score	RPI	S	Opponent	Score	RPI	S	Opponent	Score
23	A	Drake	53 84	45	H	Miami (OH)	47 68	67	A	Missouri St.	63 108	131	A	Morehead St.	62 68
23	H	Drake	62 88					67	H	Missouri St.	58 77	146	A	Southern Ill.	65 87
								88	H	Toledo	59 65	146	H	Southern Ill.	47 58
								90	A	UNI	52 71	154	H	Illinois St.	67 70
								90	H	UNI	56 64	160	A	Bradley	76 87
												160	H	Bradley	76 73
												187	A	Indiana St.	59 67
												187	H	Indiana St.	82 86
												213	A	Illinois	54 73
												223	H	Bowling Green	72 79
												243	A	Loyola Chicago	54 80
												249	H	North Dakota	56 62
												262	N	St. Francis Brooklyn	78 76
												287	H	Eastern Ill.	62 60
												311	H	North Dakota St.	48 51
												333	A	Evansville	65 77
												333	H	Evansville	93 49
												335	A	Purdue Fort Wayne	68 64
												339	A	UIC	65 75
												350	A	Chicago St.	76 70
LAST 12 Division I GAMES:															
160	A	Bradley	76 87	23	H	Drake	62 88								
146	H	Southern Ill.	47 58	154	H	Illinois St.	67 70								
67	H	Missouri St.	58 77	160	H	Bradley	76 73								
187	A	Indiana St.	59 67	67	A	Missouri St.	63 108								
333	A	Evansville	65 77	146	A	Southern Ill.	65 87								
90	H	UNI	56 64	333	H	Evansville	93 49								

Non-Div I Games:

Valparaiso

■ Loss,
 ■ Non-Conf,
 ■ S Site,
 ■ Home
 ■ A Away
 N Neutral

Average RPI Win:	236	WON-LOST	WINNING	LAST 10	STRENGTH OF	OPP. STRENGTH	TEAM	ADJ.	CONF.	ADJ CONF.
Average RPI Loss:	60	RECORD	PCT. RANK	GAMES	SCHEDULE	OF SCHEDULE	RPI	RPI	RPI	RPI
DIV. I ONLY	7- 21	298	1- 0	30	42	179	179	5	5	
DIV. I NON-CONF.	5- 8	224	0- 0	76	61	181	181	5	5	
TOTALS	RPI 1-25	RPI 26-50	W-L RECORDS	RPI 51-100	RPI 101-150	RPI 150+				
7- 21	0- 9	0- 3	OVERALL	1- 5	0- 1	6- 3				
5- 8	0- 2	0- 1	HOME	0- 3	0- 0	5- 2				
2- 10	0- 5	0- 2	AWAY	1- 2	0- 0	1- 1				
0- 3	0- 2	0- 0	NEUTRAL	0- 0	0- 1	0- 0				
5- 8	0- 4	0- 1	NON-CONFERENCE	0- 1	0- 1	5- 1				
4- 2	0- 1	0- 0	HOME	0- 0	0- 0	4- 1				
1- 3	0- 1	0- 1	AWAY	0- 1	0- 0	1- 0				
0- 3	0- 2	0- 0	NEUTRAL	0- 0	0- 1	0- 0				
2- 13	0- 5	0- 2	CONFERENCE	1- 4	0- 0	1- 2				
1- 6	0- 1	0- 1	HOME	0- 3	0- 0	1- 1				
1- 7	0- 4	0- 1	AWAY	1- 1	0- 0	0- 1				
0- 0	0- 0	0- 0	NEUTRAL	0- 0	0- 0	0- 0				

RPI	S	Opponent	Score	RPI	S	Opponent	Score	RPI	S	Opponent	Score	RPI	S	Opponent	Score	Team's RPI: 179
6	N	UConn	42 80	27	A	Missouri	46 69	59	A	Middle Tenn.	58 65	105	N	Creighton	55 75	
7	A	NC State	54 74	34	A	Kansas St.	61 72	61	H	LSU	68 79	153	H	Alabama	65 84	
9	A	Mississippi St.	70 86	50	H	Auburn	70 72	65	A	Tennessee	76 69	175	H	North Ala.	71 74	
15	A	South Carolina	69 80					65	H	Tennessee	65 82	208	A	Ball St.	60 43	
16	A	Texas A&M	53 69					98	H	Georgia	64 71	211	A	Ole Miss	60 65	
16	H	Texas A&M	43 50					99	A	Arkansas	62 83	211	H	Ole Miss	80 68	
17	N	Miami (FL)	65 90									257	H	Austin Peay	99 70	
21	A	Kentucky	55 77									281	H	Samford	77 52	
24	H	Central Mich.	57 66									302	H	Tennessee St.	89 63	
												329	H	Presbyterian	78 43	
LAST 12 Division I GAMES:																
65	A	Tennessee	76 69	65	H	Tennessee	65 82	16	A	Texas A&M	53 69	15	A	South Carolina	69 80	
9	A	Mississippi St.	70 86	61	H	LSU	68 79	211	H	Ole Miss	80 68	50	H	Auburn	70 72	
153	H	Alabama	65 84	27	A	Missouri	46 69	99	A	Arkansas	62 83					

Non-Div I Games:

Vanderbilt

■ Loss,
■ Non-Conf,
■ S Site,
■ H Home
■ A Away
N Neutral

Average RPI Win: 287	WON-LOST	WINNING	LAST 10	STRENGTH OF	OPP. STRENGTH	TEAM	ADJ.	CONF.	ADJ CONF.
Average RPI Loss: 167	RECORD	PCT. RANK	GAMES	SCHEDULE	OF SCHEDULE	RPI	RPI	RPI	RPI
DIV. I ONLY	10- 16	237	0- 1	261	277	283	283	23	23
DIV. I NON-CONF.	3- 8	267	0- 1	206	300	290	290	25	25
TOTALS	RPI 1-25	RPI 26-50	W-L RECORDS	RPI 51-100	RPI 101-150	RPI 150+			
10- 16	0- 0	0- 0	OVERALL	0- 3	0- 5	10- 8			
6- 9	0- 0	0- 0	HOME	0- 2	0- 2	6- 5			
4- 7	0- 0	0- 0	AWAY	0- 1	0- 3	4- 3			
0- 0	0- 0	0- 0	NEUTRAL	0- 0	0- 0	0- 0			
3- 8	0- 0	0- 0	NON-CONFERENCE	0- 1	0- 3	3- 4			
2- 5	0- 0	0- 0	HOME	0- 1	0- 1	2- 3			
1- 3	0- 0	0- 0	AWAY	0- 0	0- 2	1- 1			
0- 0	0- 0	0- 0	NEUTRAL	0- 0	0- 0	0- 0			
7- 8	0- 0	0- 0	CONFERENCE	0- 2	0- 2	7- 4			
4- 4	0- 0	0- 0	HOME	0- 1	0- 1	4- 2			
3- 4	0- 0	0- 0	AWAY	0- 1	0- 1	3- 2			
0- 0	0- 0	0- 0	NEUTRAL	0- 0	0- 0	0- 0			

RPI S	Opponent	Score	RPI S	Opponent	Score	RPI S	Opponent	Score	RPI S	Opponent	Score	Team's RPI: 283
57	A Maine	45 66	113	A Hartford	32 61	57	H Maine	51 63	113	H Hartford	48 76	
64	H Drexel	44 60	116	H Yale	55 58	64	H Drexel	44 60	125	A South Fla.	55 102	
			147	A Kansas	36 77				151	H Stony Brook	61 67	
			177	H Rider	54 49				191	H Holy Cross	40 65	
			198	H Dartmouth	42 66				198	H Dartmouth	42 66	
			245	A Albany (NY)	40 65				245	A Albany (NY)	52 39	
			245	H Albany (NY)	52 39				250	A Binghamton	58 57	
			250	A Binghamton	58 57				250	H Binghamton	50 59	
			252	H Rhode Island	58 61				252	H Rhode Island	58 61	
			278	A Canisius	46 67				278	A Canisius	46 67	
			309	A UMBC	58 44				309	A UMBC	58 44	
			309	H UMBC	58 50				309	H UMBC	58 50	
			310	H Wagner	56 54				310	H Wagner	56 54	
			314	A New Hampshire	51 50				314	A New Hampshire	51 50	
			314	H New Hampshire	69 60				314	H New Hampshire	69 60	
			319	A NJIT	71 63				319	A NJIT	71 63	
			321	A UMass Lowell	51 54				321	A UMass Lowell	51 54	
			321	H UMass Lowell	52 42				321	H UMass Lowell	52 42	

LAST 12 Division I GAMES:

64	H Drexel	44 60	57	A Maine	45 66
250	H Binghamton	50 59	321	H UMass Lowell	52 42
309	H UMBC	58 50	151	H Stony Brook	61 67
113	H Hartford	48 76	309	A UMBC	58 44
314	A New Hampshire	51 50	250	A Binghamton	58 57
245	A Albany (NY)	40 65	314	H New Hampshire	69 60

Non-Div I Games: Norwich 78 28

Vermont

■ Loss,
 ■ Non-Conf,
 ■ S Site,
 ■ H Home
 ■ A Away
 N Neutral

Average RPI Win:	139	WON-LOST	WINNING	LAST 10	STRENGTH OF	OPP. STRENGTH	TEAM	ADJ.	CONF.	ADJ CONF.
Average RPI Loss:	51	RECORD	PCT. RANK	GAMES	SCHEDULE	OF SCHEDULE	RPI	RPI	RPI	RPI
DIV. I ONLY	17- 10	103	1- 0	44	50	47	47	6	6	
DIV. I NON-CONF.	9- 2	43	0- 0	63	67	22	22	4	4	
TOTALS	RPI 1-25	RPI 26-50	W-L RECORDS	RPI 51-100	RPI 101-150	RPI 150+				
17- 10	0- 5	0- 1	OVERALL	4- 2	8- 2	5- 0				
10- 4	0- 2	0- 1	HOME	3- 0	4- 1	3- 0				
7- 5	0- 3	0- 0	AWAY	1- 1	4- 1	2- 0				
0- 1	0- 0	0- 0	NEUTRAL	0- 1	0- 0	0- 0				
9- 2	0- 1	0- 0	NON-CONFERENCE	3- 1	2- 0	4- 0				
5- 0	0- 0	0- 0	HOME	2- 0	1- 0	2- 0				
4- 1	0- 1	0- 0	AWAY	1- 0	1- 0	2- 0				
0- 1	0- 0	0- 0	NEUTRAL	0- 1	0- 0	0- 0				
8- 8	0- 4	0- 1	CONFERENCE	1- 1	6- 2	1- 0				
5- 4	0- 2	0- 1	HOME	1- 0	3- 1	1- 0				
3- 4	0- 2	0- 0	AWAY	0- 1	3- 1	0- 0				
0- 0	0- 0	0- 0	NEUTRAL	0- 0	0- 0	0- 0				

RPI 1-25				RPI 26-50				Team's RPI: 47	RPI 51-100				RPI 101+			
RPI	S	Opponent	Score	RPI	S	Opponent	Score		RPI	S	Opponent	Score	RPI	S	Opponent	Score
11	A	Marquette	55 93	49	H	Butler	55 63		58	N	Virginia Tech	59 61	104	A	St. John's (NY)	73 57
11	H	Marquette	55 91						66	H	Princeton	67 46	104	H	St. John's (NY)	62 66
18	A	UCF	56 71						73	A	Penn	58 50	105	A	Creighton	54 52
25	A	DePaul	70 93						93	A	Georgetown	63 68	105	H	Creighton	67 62
25	H	DePaul	59 66						93	H	Georgetown	91 43	113	H	Hartford	59 41
									98	H	Georgia	62 56	114	A	Providence	61 67
													114	H	Providence	53 33
													139	A	Seton Hall	70 66
													139	H	Seton Hall	73 68
													140	A	Lehigh	70 48
													169	H	Temple	76 68
													188	H	Xavier	75 71
													195	A	George Washington	60 45
													238	A	Saint Joseph's	47 35
													288	H	La Salle	81 68
LAST 12 Division I GAMES:																
139	H	Seton Hall	73 68	114	H	Providence	53 33									
104	H	St. John's (NY)	62 66	104	A	St. John's (NY)	73 57									
93	H	Georgetown	91 43	139	A	Seton Hall	70 66									
11	A	Marquette	55 93	93	A	Georgetown	63 68									
25	A	DePaul	70 93	73	A	Penn	58 50									
105	H	Creighton	67 62	25	H	DePaul	59 66									

Non-Div I Games:

Villanova

■ Loss,
■ Non-Conf,
■ S Site,
■ H Home
■ A Away
N Neutral

Average RPI Win:	123	WON-LOST	WINNING	LAST 10	STRENGTH OF	OPP. STRENGTH	TEAM	ADJ.	CONF.	ADJ CONF.
Average RPI Loss:	50	RECORD	PCT. RANK	GAMES	SCHEDULE	OF SCHEDULE	RPI	RPI	RPI	RPI
DIV. I ONLY	11- 17	234	0- 1	5	19	101	101	1	1	
DIV. I NON-CONF.	6- 7	172	0- 0	22	64	104	104	1	1	
TOTALS	RPI 1-25	RPI 26-50	W-L RECORDS	RPI 51-100	RPI 101-150	RPI 150+				
11- 17	0- 9	1- 2	OVERALL	4- 3	4- 1	2- 2				
8- 8	0- 5	1- 0	HOME	3- 1	2- 1	2- 1				
2- 8	0- 4	0- 2	AWAY	1- 2	1- 0	0- 0				
1- 1	0- 0	0- 0	NEUTRAL	0- 0	1- 0	0- 1				
6- 7	0- 3	0- 1	NON-CONFERENCE	2- 1	2- 0	2- 2				
4- 4	0- 2	0- 0	HOME	1- 1	1- 0	2- 1				
1- 2	0- 1	0- 1	AWAY	1- 0	0- 0	0- 0				
1- 1	0- 0	0- 0	NEUTRAL	0- 0	1- 0	0- 1				
5- 10	0- 6	1- 1	CONFERENCE	2- 2	2- 1	0- 0				
4- 4	0- 3	1- 0	HOME	2- 0	1- 1	0- 0				
1- 6	0- 3	0- 1	AWAY	0- 2	1- 0	0- 0				
0- 0	0- 0	0- 0	NEUTRAL	0- 0	0- 0	0- 0				

RPI 1-25				RPI 26-50				RPI 51-100				RPI 101+ Team's RPI: 101			
RPI	S	Opponent	Score	RPI	S	Opponent	Score	RPI	S	Opponent	Score	RPI	S	Opponent	Score
3	A	Louisville	43 91	33	A	North Carolina	53 70	53	A	Clemson	65 71	117	H	Boston College	79 77
3	H	Louisville	49 71	40	A	Michigan St.	66 91	58	A	Virginia Tech	45 63	120	H	Charlotte	65 61
7	H	NC State	38 66	43	H	Georgia Tech	53 45	58	H	Virginia Tech	62 58	124	A	Pittsburgh	74 57
9	H	Mississippi St.	44 72					71	H	American	57 54	125	N	South Fla.	74 67
10	A	Syracuse	68 72					80	H	Duke	53 47	142	H	Wake Forest	42 52
17	A	Miami (FL)	59 72					82	H	Radford	44 57	153	N	Alabama	52 64
21	A	Kentucky	51 63					89	A	Old Dominion	73 67	178	H	Saint Louis	65 67
22	H	Florida St.	61 63									193	H	N.C. A&T	67 57
24	H	Central Mich.	61 74									330	H	Coppin St.	55 41
LAST 12 Division I GAMES:															
58	A	Virginia Tech	45 63	17	A	Miami (FL)	59 72								
43	H	Georgia Tech	53 45	10	A	Syracuse	68 72								
3	H	Louisville	49 71	142	H	Wake Forest	42 52								
33	A	North Carolina	53 70	124	A	Pittsburgh	74 57								
80	H	Duke	53 47	3	A	Louisville	43 91								
117	H	Boston College	79 77	7	H	NC State	38 66								

Non-Div I Games:

Virginia

■ Loss,
■ Non-Conf,
■ S Site,
■ H Home
■ A Away
N Neutral

Average RPI Win:	160	WON-LOST	WINNING	LAST 10	STRENGTH OF	OPP. STRENGTH	TEAM	ADJ.	CONF.	ADJ CONF.
Average RPI Loss:	29	RECORD	PCT. RANK	GAMES	SCHEDULE	OF SCHEDULE	RPI	RPI	RPI	RPI
DIV. I ONLY	18- 10	93	1- 0	61	18	58	58	1	1	
DIV. I NON-CONF.	13- 0	1	0- 0	256	135	33	33	1	1	
TOTALS	RPI 1-25	RPI 26-50	W-L RECORDS	RPI 51-100	RPI 101-150	RPI 150+				
18- 10	1- 6	2- 2	OVERALL	3- 1	4- 1	8- 0				
10- 5	1- 4	1- 1	HOME	1- 0	1- 0	6- 0				
4- 5	0- 2	0- 1	AWAY	1- 1	2- 1	1- 0				
4- 0	0- 0	1- 0	NEUTRAL	1- 0	1- 0	1- 0				
13- 0	0- 0	2- 0	NON-CONFERENCE	2- 0	1- 0	8- 0				
8- 0	0- 0	1- 0	HOME	1- 0	0- 0	6- 0				
1- 0	0- 0	0- 0	AWAY	0- 0	0- 0	1- 0				
4- 0	0- 0	1- 0	NEUTRAL	1- 0	1- 0	1- 0				
5- 10	1- 6	0- 2	CONFERENCE	1- 1	3- 1	0- 0				
2- 5	1- 4	0- 1	HOME	0- 0	1- 0	0- 0				
3- 5	0- 2	0- 1	AWAY	1- 1	2- 1	0- 0				
0- 0	0- 0	0- 0	NEUTRAL	0- 0	0- 0	0- 0				

RPI 1-25				RPI 26-50				RPI 51-100 Team's RPI: 58				RPI 101+			
RPI	S	Opponent	Score	RPI	S	Opponent	Score	RPI	S	Opponent	Score	RPI	S	Opponent	Score
1	H	Notre Dame	51 80	26	H	Rutgers	67 51	53	A	Clemson	66 73	101	A	Virginia	58 62
3	H	Louisville	63 72	33	H	North Carolina	69 81	72	N	Ohio St.	81 73	101	H	Virginia	63 45
7	A	NC State	61 70	43	A	Georgia Tech	68 76	80	A	Duke	64 57	117	A	Boston College	95 86
10	H	Syracuse	73 75	47	N	Villanova	61 59	82	H	Radford	55 44	122	N	Dayton	69 57
17	A	Miami (FL)	61 68									124	A	Pittsburgh	74 58
17	H	Miami (FL)	73 65									170	H	Chattanooga	74 59
22	H	Florida St.	54 56									212	A	Liberty	72 61
LAST 12 Division I GAMES:															
101	H	Virginia	63 45	117	A	Boston College	95 86								
53	A	Clemson	66 73	124	A	Pittsburgh	74 58								
17	H	Miami (FL)	73 65	22	H	Florida St.	54 56								
43	A	Georgia Tech	68 76	33	H	North Carolina	69 81								
80	A	Duke	64 57	7	A	NC State	61 70								
3	H	Louisville	63 72	1	H	Notre Dame	51 80								

Non-Div I Games:

Virginia Tech

■ Loss,
 ■ Non-Conf, S Site,
 ■ Home
 ■ Away
 N Neutral

W
a
g
n
e
rW
a
g
n
e
r

Wagner

Page 335

Wake Forest

Through Games Of Feb. 28, 2019

Average RPI Win:	165	WON-LOST	WINNING	LAST 10	STRENGTH OF	OPP. STRENGTH	TEAM	ADJ.	CONF.	ADJ CONF.
Average RPI Loss:	65	RECORD	PCT. RANK	GAMES	SCHEDULE	OF SCHEDULE	RPI	RPI	RPI	RPI
DIV. I ONLY	10- 18	257	0- 1	18	54	142	142	1	1	
DIV. I NON-CONF.	9- 4	85	0- 0	58	292	84	84	1	1	
TOTALS	RPI 1-25	RPI 26-50	W-L RECORDS	RPI 51-100	RPI 101-150	RPI 150+				
10- 18	0- 7	1- 2	OVERALL	0- 4	5- 3	4- 2				
7- 10	0- 3	1- 1	HOME	0- 3	3- 2	3- 1				
2- 8	0- 4	0- 1	AWAY	0- 1	2- 1	0- 1				
1- 0	0- 0	0- 0	NEUTRAL	0- 0	0- 0	1- 0				
9- 4	0- 0	1- 0	NON-CONFERENCE	0- 1	4- 1	4- 2				
7- 2	0- 0	1- 0	HOME	0- 1	3- 0	3- 1				
1- 2	0- 0	0- 0	AWAY	0- 0	1- 1	0- 1				
1- 0	0- 0	0- 0	NEUTRAL	0- 0	0- 0	1- 0				
1- 14	0- 7	0- 2	CONFERENCE	0- 3	1- 2	0- 0				
0- 8	0- 3	0- 1	HOME	0- 2	0- 2	0- 0				
1- 6	0- 4	0- 1	AWAY	0- 1	1- 0	0- 0				
0- 0	0- 0	0- 0	NEUTRAL	0- 0	0- 0	0- 0				

RPI	S	Opponent	Score	RPI	S	Opponent	Score	RPI	S	Opponent	Score	RPI	S	Opponent	Score	Team's RPI: 142
1	A	Notre Dame	48 78	33	A	North Carolina	61 84	51	H	Indiana	73 87	101	A	Virginia	52 42	
3	H	Louisville	49 73	37	H	James Madison	50 49	53	H	Clemson	53 69	104	H	St. John's (NY)	64 59	
7	A	NC State	46 80	43	H	Georgia Tech	46 60	80	A	Duke	52 66	107	A	VCU	40 53	
7	H	NC State	50 59					80	H	Duke	44 55	110	H	Towson	60 53	
10	A	Syracuse	57 77									117	H	Boston College	64 65	
17	H	Miami (FL)	57 72									120	A	Charlotte	69 43	
22	A	Florida St.	61 85									124	H	Pittsburgh	64 70	
												143	H	Mercer	69 54	
												188	H	Xavier	50 62	
												192	H	UMES	78 67	
												221	A	East Carolina	61 70	
												264	H	Norfolk St.	63 61	
												276	H	Richmond	62 48	
												301	N	South Carolina St.	58 44	
LAST 12 Division I GAMES:																
124	H	Pittsburgh	64 70	22	A	Florida St.	61 85									
80	H	Duke	44 55	7	H	NC State	50 59									
7	A	NC State	46 80	101	A	Virginia	52 42									
10	A	Syracuse	57 77	80	A	Duke	52 66									
43	H	Georgia Tech	46 60	3	H	Louisville	49 73									
53	H	Clemson	53 69	33	A	North Carolina	61 84									

Non-Div I Games:

Wake Forest

■ Loss,
■ Non-Conf,
■ S Site,
■ H Home
■ A Away
N Neutral

Washington

Through Games Of Feb. 28, 2019

Average RPI Win:	189	WON-LOST	WINNING	LAST 10	STRENGTH OF	OPP. STRENGTH	TEAM	ADJ.	CONF.	ADJ CONF.
Average RPI Loss:	58	RECORD	PCT. RANK	GAMES	SCHEDULE	OF SCHEDULE	RPI	RPI	RPI	RPI
DIV. I ONLY	9- 18	265	0- 1	26	58	155	155	2	2	
DIV. I NON-CONF.	7- 5	132	0- 1	85	179	124	124	2	2	
TOTALS	RPI 1-25	RPI 26-50	W-L RECORDS	RPI 51-100	RPI 101-150	RPI 150+				
9- 18	0- 6	0- 4	OVERALL	2- 4	0- 3	7- 1				
6- 7	0- 3	0- 0	HOME	1- 3	0- 1	5- 0				
2- 9	0- 3	0- 3	AWAY	0- 1	0- 1	2- 1				
1- 2	0- 0	0- 1	NEUTRAL	1- 0	0- 1	0- 0				
7- 5	0- 1	0- 1	NON-CONFERENCE	2- 1	0- 1	5- 1				
5- 2	0- 1	0- 0	HOME	1- 1	0- 0	4- 0				
1- 1	0- 0	0- 0	AWAY	0- 0	0- 0	1- 1				
1- 2	0- 0	0- 1	NEUTRAL	1- 0	0- 1	0- 0				
2- 13	0- 5	0- 3	CONFERENCE	0- 3	0- 2	2- 0				
1- 5	0- 2	0- 0	HOME	0- 2	0- 1	1- 0				
1- 8	0- 3	0- 3	AWAY	0- 1	0- 1	1- 0				
0- 0	0- 0	0- 0	NEUTRAL	0- 0	0- 0	0- 0				

RPI 1-25				RPI 26-50				RPI 51-100				RPI 101+ Team's RPI: 155			
RPI	S	Opponent	Score	RPI	S	Opponent	Score	RPI	S	Opponent	Score	RPI	S	Opponent	Score
4	A	Stanford	54 91	31	A	UCLA	60 76	56	H	Boise St.	69 73	111	N	Fordham	57 65
5	A	Oregon	71 84	38	A	California	70 79	60	A	Utah	56 88	145	A	Washington St.	61 94
5	H	Oregon	57 76	42	A	Southern California	57 82	60	H	Utah	43 58	145	H	Washington St.	76 79
9	H	Mississippi St.	56 103	44	N	Michigan	73 80	72	H	Ohio St.	69 59	163	A	Colorado	60 46
20	A	Oregon St.	67 78					78	H	Arizona	59 69	163	H	Colorado	68 58
20	H	Oregon St.	39 86					80	N	Duke	71 64	164	A	Tulane	51 63

Average RPI Win:	155	WON-LOST	WINNING	LAST 10	STRENGTH OF	OPP. STRENGTH	TEAM	ADJ.	CONF.	ADJ CONF.
Average RPI Loss:	61	RECORD	PCT. RANK	GAMES	SCHEDULE	OF SCHEDULE	RPI	RPI	RPI	RPI
DIV. I ONLY	9- 18	265	1- 0	22	31	145	145	2	2	
DIV. I NON-CONF.	5- 6	177	1- 0	81	99	169	169	2	2	
TOTALS	RPI 1-25	RPI 26-50	W-L RECORDS	RPI 51-100	RPI 101-150	RPI 150+				
9- 18	0- 7	0- 3	OVERALL	3- 4	0- 1	6- 3				
6- 7	0- 3	0- 0	HOME	3- 3	0- 0	3- 1				
1- 10	0- 4	0- 3	AWAY	0- 1	0- 0	1- 2				
2- 1	0- 0	0- 0	NEUTRAL	0- 0	0- 1	2- 0				
5- 6	0- 1	0- 0	NON-CONFERENCE	2- 2	0- 1	3- 2				
3- 3	0- 0	0- 0	HOME	2- 2	0- 0	1- 1				
0- 2	0- 1	0- 0	AWAY	0- 0	0- 0	0- 1				
2- 1	0- 0	0- 0	NEUTRAL	0- 0	0- 1	2- 0				
4- 12	0- 6	0- 3	CONFERENCE	1- 2	0- 0	3- 1				
3- 4	0- 3	0- 0	HOME	1- 1	0- 0	2- 0				
1- 8	0- 3	0- 3	AWAY	0- 1	0- 0	1- 1				
0- 0	0- 0	0- 0	NEUTRAL	0- 0	0- 0	0- 0				

RPI 1-25				RPI 26-50				RPI 51-100				RPI 101+ Team's RPI: 145			
RPI	S	Opponent	Score	RPI	S	Opponent	Score	RPI	S	Opponent	Score	RPI	S	Opponent	Score
4	A	Stanford	64 85	31	A	UCLA	56 83	55	H	Saint Mary's (CA)	64 70	147	N	Kansas	63 71
5	A	Oregon	58 98	38	A	California	63 77	56	H	Boise St.	95 71	152	A	CSUN	52 65
5	H	Oregon	64 79	42	A	Southern California	73 81	60	A	Utah	67 75	155	A	Washington	79 76
13	A	Gonzaga	53 76					60	H	Utah	68 72	155	H	Washington	94 61
19	H	Arizona St.	46 61					78	H	Arizona	90 88	163	A	Colorado	61 72
20	A	Oregon St.	69 76					86	H	UC Davis	62 75	163	H	Colorado	74 48
20	H	Oregon St.	35 52					87	H	Nebraska	87 84	184	H	Utah St.	61 72
LAST 12 Division I GAMES:															
247	N	Wichita St.	85 59	19	H	Arizona St.	46 61					216	N	Jacksonville St.	64 51
216	N	Jacksonville St.	64 51	42	A	Southern California	73 81					239	H	San Francisco	91 61
60	A	Utah	67 75	31	A	UCLA	56 83					247	N	Wichita St.	85 59
163	A	Colorado	61 72	20	H	Oregon St.	35 52								
155	H	Washington	94 61	5	H	Oregon	64 79								
78	H	Arizona	90 88	4	A	Stanford	64 85								

Non-Div I Games:

Washington St.

■ Loss,
 ■ Non-Conf,
 ■ S Site,
 ■ H Home
 ■ A Away
 N Neutral

Average RPI Win:	243	WON-LOST	WINNING	LAST 10	STRENGTH OF	OPP. STRENGTH	TEAM	ADJ.	CONF.	ADJ CONF.
Average RPI Loss:	174	RECORD	PCT. RANK	GAMES	SCHEDULE	OF SCHEDULE	RPI	RPI	RPI	RPI
DIV. I ONLY	4- 22	329	0- 0	251	183	322	322	16	16	
DIV. I NON-CONF.	2- 7	288	0- 0	266	247	300	300	12	12	
TOTALS	RPI 1-25	RPI 26-50	W-L RECORDS	RPI 51-100	RPI 101-150	RPI 150+				
4- 22	0- 0	0- 0	OVERALL	1- 3	0- 8	3- 11				
2- 10	0- 0	0- 0	HOME	0- 1	0- 4	2- 5				
2- 11	0- 0	0- 0	AWAY	1- 2	0- 3	1- 6				
0- 1	0- 0	0- 0	NEUTRAL	0- 0	0- 1	0- 0				
2- 7	0- 0	0- 0	NON-CONFERENCE	0- 2	0- 2	2- 3				
1- 2	0- 0	0- 0	HOME	0- 0	0- 1	1- 1				
1- 4	0- 0	0- 0	AWAY	0- 2	0- 0	1- 2				
0- 1	0- 0	0- 0	NEUTRAL	0- 0	0- 1	0- 0				
2- 15	0- 0	0- 0	CONFERENCE	1- 1	0- 6	1- 8				
1- 8	0- 0	0- 0	HOME	0- 1	0- 3	1- 4				
1- 7	0- 0	0- 0	AWAY	1- 0	0- 3	0- 4				
0- 0	0- 0	0- 0	NEUTRAL	0- 0	0- 0	0- 0				

RPI 1-25			RPI 26-50			RPI 51-100			RPI 101+			Team's RPI: 322
RPI	S	Opponent	Score	RPI	S	Opponent	Score	RPI	S	Opponent	Score	
								60	A	Utah	56 77	107 N VCU 36 64
								76	H	Idaho	74 79	109 A Idaho St. 57 84
								94	A	Pepperdine	47 68	109 H Idaho St. 57 70
								100	A	Northern Colo.	55 54	136 H UC Riverside 39 71
												137 A Montana St. 59 72
												137 H Montana St. 59 66
												138 A Portland St. 38 65
												138 H Portland St. 59 77
												168 A Montana 56 64
												168 H Montana 60 72
												181 H Eastern Wash. 58 64
												186 H Portland 73 89
												254 A Northern Ariz. 64 74
												254 H Northern Ariz. 64 75
												256 A Sacramento St. 62 77
												256 H Sacramento St. 69 78
												273 A Utah Valley 59 65
												280 H UTEP 68 63
												286 A Southern Utah 79 84
												286 H Southern Utah 67 66
												304 A Incarnate Word 72 64
												307 A UTSA 59 66
LAST 12 Division I GAMES:												
109	A	Idaho St.	57 84	256	A	Sacramento St.	62 77					
256	H	Sacramento St.	69 78	138	A	Portland St.	38 65					
137	A	Montana St.	59 72	168	H	Montana	60 72					
168	A	Montana	56 64	137	H	Montana St.	59 66					
254	H	Northern Ariz.	64 75	100	A	Northern Colo.	55 54					
286	H	Southern Utah	67 66	138	H	Portland St.	59 77					

Non-Div I Games: La Verne 105 43

Weber St.

West Virginia

Through Games Of Feb. 28, 2019

Average RPI Win:	177	WON-LOST	WINNING	LAST 10	STRENGTH OF	OPP. STRENGTH	TEAM	ADJ.	CONF.	ADJ CONF.
Average RPI Loss:	35	RECORD	PCT. RANK	GAMES	SCHEDULE	OF SCHEDULE	RPI	RPI	RPI	RPI
DIV. I ONLY	19- 8	63	1- 0	134	26	74	74	3	3	
DIV. I NON-CONF.	9- 2	43	1- 0	337	145	189	189	3	3	
TOTALS	RPI 1-25	RPI 26-50	W-L RECORDS	RPI 51-100	RPI 101-150	RPI 150+				
19- 8	1- 3	3- 4	OVERALL	0- 0	8- 1	7- 0				
13- 3	1- 0	2- 2	HOME	0- 0	4- 1	6- 0				
5- 4	0- 2	1- 2	AWAY	0- 0	4- 0	0- 0				
1- 1	0- 1	0- 0	NEUTRAL	0- 0	0- 0	1- 0				
9- 2	0- 1	0- 1	NON-CONFERENCE	0- 0	2- 0	7- 0				
7- 1	0- 0	0- 1	HOME	0- 0	1- 0	6- 0				
1- 0	0- 0	0- 0	AWAY	0- 0	1- 0	0- 0				
1- 1	0- 1	0- 0	NEUTRAL	0- 0	0- 0	1- 0				
10- 6	1- 2	3- 3	CONFERENCE	0- 0	6- 1	0- 0				
6- 2	1- 0	2- 1	HOME	0- 0	3- 1	0- 0				
4- 4	0- 2	1- 2	AWAY	0- 0	3- 0	0- 0				
0- 0	0- 0	0- 0	NEUTRAL	0- 0	0- 0	0- 0				

RPI 1-25				RPI 26-50				RPI 51-100				Team's RPI: 74				RPI 101+			
RPI	S	Opponent	Score	RPI	S	Opponent	Score	RPI	S	Opponent	Score	RPI	S	Opponent	Score	RPI	S	Opponent	Score
2	A	Baylor	47 79	27	H	Missouri	51 68									110	H	Towson	90 43
8	N	Iowa	81 84	28	A	Texas	64 58									124	A	Pittsburgh	77 43
12	A	Iowa St.	61 77	28	H	Texas	58 70									128	A	Oklahoma St.	77 54
12	H	Iowa St.	73 64	34	A	Kansas St.	79 90									128	H	Oklahoma St.	67 58
				34	H	Kansas St.	60 30									130	A	Oklahoma	66 55
				41	A	TCU	48 62									130	H	Oklahoma	69 80
				41	H	TCU	79 65									144	A	Texas Tech	75 72
																144	H	Texas Tech	68 65
																147	H	Kansas	71 50
																267	H	Niagara	84 32
																299	H	Bryant	94 48
																308	H	Morgan St.	72 37
																319	H	NJIT	95 50
																330	H	Coppin St.	78 37
																332	H	Eastern Ky.	78 29
																332	N	Eastern Ky.	81 39
LAST 12 Division I GAMES:																			
332	N	Eastern Ky.	81 39	12	A	Iowa St.	61 77												
34	A	Kansas St.	79 90	147	H	Kansas	71 50												
130	H	Oklahoma	69 80	28	A	Texas	64 58												
128	A	Oklahoma St.	77 54	34	H	Kansas St.	60 30												
41	H	TCU	79 65	144	H	Texas Tech	68 65												
144	A	Texas Tech	75 72	2	A	Baylor	47 79												

Non-Div I Games:

West Virginia

■ Loss,
 ■ Non-Conf,
 ■ S Site,
 ■ Home
 ■ A Away
 N Neutral

Average RPI Win:	317	WON-LOST	WINNING	LAST 10	STRENGTH OF	OPP. STRENGTH	TEAM	ADJ.	CONF.	ADJ CONF.
Average RPI Loss:	213	RECORD	PCT. RANK	GAMES	SCHEDULE	OF SCHEDULE	RPI	RPI	RPI	RPI
DIV. I ONLY	2- 24	348	0- 1	248	329	340	340	27	27	
DIV. I NON-CONF.	2- 11	316	0- 0	153	345	301	301	24	24	
TOTALS	RPI 1-25	RPI 26-50	W-L RECORDS	RPI 51-100	RPI 101-150	RPI 150+				
2- 24	0- 1	0- 1	OVERALL	0- 0	0- 2	2- 20				
1- 10	0- 0	0- 0	HOME	0- 0	0- 1	1- 9				
1- 13	0- 1	0- 1	AWAY	0- 0	0- 1	1- 10				
0- 1	0- 0	0- 0	NEUTRAL	0- 0	0- 0	0- 1				
2- 11	0- 1	0- 1	NON-CONFERENCE	0- 0	0- 0	2- 9				
1- 4	0- 0	0- 0	HOME	0- 0	0- 0	1- 4				
1- 6	0- 1	0- 1	AWAY	0- 0	0- 0	1- 4				
0- 1	0- 0	0- 0	NEUTRAL	0- 0	0- 0	0- 1				
0- 13	0- 0	0- 0	CONFERENCE	0- 0	0- 2	0- 11				
0- 6	0- 0	0- 0	HOME	0- 0	0- 1	0- 5				
0- 7	0- 0	0- 0	AWAY	0- 0	0- 1	0- 6				
0- 0	0- 0	0- 0	NEUTRAL	0- 0	0- 0	0- 0				

RPI 1-25				RPI 26-50				RPI 51-100				RPI 101+ Team's RPI: 340			
RPI	S	Opponent	Score	RPI	S	Opponent	Score	RPI	S	Opponent	Score	RPI	S	Opponent	Score
21	A	Kentucky	39 99	43	A	Georgia Tech	49 84					143	A	Mercer	55 71
												143	H	Mercer	67 69
												161	A	Tennessee Tech	58 77
												162	A	Coastal Caro.	59 77
												170	A	Chattanooga	58 72
												175	N	North Ala.	66 89
												190	A	UNC Asheville	49 74
												193	H	N.C. A&T	51 69
												210	A	Furman	55 65
												210	H	Furman	28 53
												215	H	Campbell	37 63
												248	A	ETSU	80 88
												248	H	ETSU	41 72
												251	H	Gardner-Webb	52 62
												274	A	Wofford	65 91
												274	H	Wofford	55 63
												281	A	Samford	43 58
												281	H	Samford	42 75
												292	A	Winthrop	65 57
												298	A	UNC Greensboro	59 71
												298	H	UNC Greensboro	42 66
												301	H	South Carolina St.	39 54
												319	A	NJIT	71 79
												341	H	USC Upstate	68 64
LAST 12 Division I GAMES:															
248	H	ETSU	41 72	248	A	ETSU	80 88								
298	H	UNC Greensboro	42 66	170	A	Chattanooga	58 72								
143	A	Mercer	55 71	298	A	UNC Greensboro	59 71								
281	A	Samford	43 58	281	H	Samford	42 75								
274	H	Wofford	55 63	143	H	Mercer	67 69								
210	H	Furman	28 53	210	A	Furman	55 65								

Non-Div I Games: North Greenville 71 44 Young Harris 63 54

Western Caro.

Loss, Non-Conf, S Site, H Home A Away N Neutral

Average RPI Win:	274	WON-LOST	WINNING	LAST 10	STRENGTH OF	OPP. STRENGTH	TEAM	ADJ.	CONF.	ADJ CONF.
Average RPI Loss:	134	RECORD	PCT. RANK	GAMES	SCHEDULE	OF SCHEDULE	RPI	RPI	RPI	RPI
DIV. I ONLY	10- 16	237	0- 1	174	235	231	231	19	19	
DIV. I NON-CONF.	2- 9	297	0- 0	86	206	260	260	19	19	
TOTALS	RPI 1-25	RPI 26-50	W-L RECORDS	RPI 51-100	RPI 101-150	RPI 150+				
10- 16	0- 1	0- 5	OVERALL	0- 2	0- 0	10- 8				
6- 5	0- 1	0- 3	HOME	0- 0	0- 0	6- 1				
3- 8	0- 0	0- 2	AWAY	0- 1	0- 0	3- 5				
1- 3	0- 0	0- 0	NEUTRAL	0- 1	0- 0	1- 2				
2- 9	0- 1	0- 2	NON-CONFERENCE	0- 2	0- 0	2- 4				
1- 2	0- 1	0- 1	HOME	0- 0	0- 0	1- 0				
0- 4	0- 0	0- 1	AWAY	0- 1	0- 0	0- 2				
1- 3	0- 0	0- 0	NEUTRAL	0- 1	0- 0	1- 2				
8- 7	0- 0	0- 3	CONFERENCE	0- 0	0- 0	8- 4				
5- 3	0- 0	0- 2	HOME	0- 0	0- 0	5- 1				
3- 4	0- 0	0- 1	AWAY	0- 0	0- 0	3- 3				
0- 0	0- 0	0- 0	NEUTRAL	0- 0	0- 0	0- 0				

RPI 1-25				RPI 26-50				RPI 51-100				RPI 101+ Team's RPI: 231			
RPI	S	Opponent	Score	RPI	S	Opponent	Score	RPI	S	Opponent	Score	RPI	S	Opponent	Score
23	H	Drake	71 98	27	H	Missouri	64 89	81	A	Purdue	60 81	156	A	Denver	85 94
				29	H	South Dakota St.	84 93	97	N	Northern Ill.	61 86	156	H	Denver	87 78
				35	A	South Dakota	49 92					160	A	Bradley	68 82
				35	H	South Dakota	61 83					167	A	Oral Roberts	64 68
				49	A	Butler	51 92					167	H	Oral Roberts	85 92
												210	N	Furman	85 78
												232	A	Southeast Mo. St.	71 81
												249	A	North Dakota	92 80
												249	H	North Dakota	111 90
												257	H	Austin Peay	77 72
												280	N	UTEP	72 84
												287	N	Eastern Ill.	62 64
												311	A	North Dakota St.	60 68
												311	H	North Dakota St.	82 70
												320	A	Omaha	79 67
												320	H	Omaha	78 70
												335	A	Purdue Fort Wayne	90 61
												335	H	Purdue Fort Wayne	73 59
LAST 12 Division I GAMES:															
156	A	Denver	85 94	249	H	North Dakota	111 90								
167	H	Oral Roberts	85 92	35	A	South Dakota	49 92								
35	H	South Dakota	61 83	335	H	Purdue Fort Wayne	73 59								
320	A	Omaha	79 67	320	H	Omaha	78 70								
335	A	Purdue Fort Wayne	90 61	249	A	North Dakota	92 80								
311	H	North Dakota St.	82 70	311	A	North Dakota St.	60 68								

Non-Div I Games: MacMurray 136 39 William Woods 81 73

Western Ill.

Loss, Non-Conf, S Site, H Home A Away N Neutral

Average RPI Win:	213	WON-LOST	WINNING	LAST 10	STRENGTH OF	OPP. STRENGTH	TEAM	ADJ.	CONF.	ADJ CONF.
Average RPI Loss:	74	RECORD	PCT. RANK	GAMES	SCHEDULE	OF SCHEDULE	RPI	RPI	RPI	RPI
DIV. I ONLY	13- 13	171	0- 1	63	80	121	121	14	14	
DIV. I NON-CONF.	4- 8	241	0- 1	30	3	125	125	17	17	
TOTALS	RPI 1-25	RPI 26-50	W-L RECORDS	RPI 51-100	RPI 101-150	RPI 150+				
13- 13	0- 6	0- 1	OVERALL	2- 1	2- 2	9- 3				
6- 6	0- 2	0- 1	HOME	1- 0	2- 0	3- 3				
6- 5	0- 2	0- 0	AWAY	1- 1	0- 2	5- 0				
1- 2	0- 2	0- 0	NEUTRAL	0- 0	0- 0	1- 0				
4- 8	0- 6	0- 0	NON-CONFERENCE	1- 0	1- 1	2- 1				
2- 3	0- 2	0- 0	HOME	0- 0	1- 0	1- 1				
1- 3	0- 2	0- 0	AWAY	1- 0	0- 1	0- 0				
1- 2	0- 2	0- 0	NEUTRAL	0- 0	0- 0	1- 0				
9- 5	0- 0	0- 1	CONFERENCE	1- 1	1- 1	7- 2				
4- 3	0- 0	0- 1	HOME	1- 0	1- 0	2- 2				
5- 2	0- 0	0- 0	AWAY	0- 1	0- 1	5- 0				
0- 0	0- 0	0- 0	NEUTRAL	0- 0	0- 0	0- 0				

RPI 1-25				RPI 26-50				RPI 51-100				RPI 101+ Team's RPI: 121			
RPI	S	Opponent	Score	RPI	S	Opponent	Score	RPI	S	Opponent	Score	RPI	S	Opponent	Score
1	A	Notre Dame	53 94	32	H	Rice	46 68	59	A	Middle Tenn.	69 81	103	A	UAB	63 70
3	H	Louisville	80 102					75	A	Little Rock	68 56	120	H	Charlotte	76 58
8	H	Iowa	67 104					89	H	Old Dominion	75 60	130	A	Oklahoma	83 90
13	N	Gonzaga	55 76									146	H	Southern Ill.	83 76
20	N	Oregon St.	60 74									172	H	Louisiana Tech	81 76
24	A	Central Mich.	90 108									176	H	North Texas	67 76
												183	H	Southern Miss.	56 69
												203	A	Marshall	69 66
												203	H	Marshall	85 55
												208	H	Ball St.	83 86
												248	N	ETSU	82 68
												280	A	UTEP	64 61
												305	A	Fla. Atlantic	81 50
												307	A	UTSA	81 62
												308	H	Morgan St.	90 43
												315	A	FIU	94 82
LAST 12 Division I GAMES:															
13	N	Gonzaga	55 76	32	H	Rice	46 68	280	A	UTEP	64 61				
248	N	ETSU	82 68					307	A	UTSA	81 62				
203	A	Marshall	69 66					172	H	Louisiana Tech	81 76				
103	A	UAB	63 70					183	H	Southern Miss.	56 69				
59	A	Middle Tenn.	69 81					305	A	Fla. Atlantic	81 50				
176	H	North Texas	67 76												

Non-Div I Games: Union (TN) 77 65 Bellarmine 95 57

Western Ky.

Loss, Non-Conf, S Site, H Home A Away N Neutral

WON-LOST				Through Games of Feb. 10, 1919						
Average RPI Win:	285	WON-LOST	WINNING	LAST 10	STRENGTH OF	OPP. STRENGTH	TEAM	ADJ.	CONF.	ADJ CONF.
Average RPI Loss:	114	RECORD	PCT. RANK	GAMES	SCHEDULE	OF SCHEDULE	RPI	RPI	RPI	RPI
DIV. I ONLY	8- 17	270	0- 1	231	127	268	268	7	7	
DIV. I NON-CONF.	5- 5	162	0- 0	350	286	326	326	9	9	
TOTALS	RPI 1-25	RPI 26-50	W-L RECORDS	RPI 51-100	RPI 101-150	RPI 150+				
8- 17	0- 1	0- 4	OVERALL	0- 5	0- 3	8- 4				
3- 9	0- 1	0- 3	HOME	0- 2	0- 2	3- 1				
4- 7	0- 0	0- 1	AWAY	0- 3	0- 1	4- 2				
1- 1	0- 0	0- 0	NEUTRAL	0- 0	0- 0	1- 1				
5- 5	0- 0	0- 1	NON-CONFERENCE	0- 0	0- 1	5- 3				
2- 3	0- 0	0- 1	HOME	0- 0	0- 1	2- 1				
2- 1	0- 0	0- 0	AWAY	0- 0	0- 0	2- 1				
1- 1	0- 0	0- 0	NEUTRAL	0- 0	0- 0	1- 1				
3- 12	0- 1	0- 3	CONFERENCE	0- 5	0- 2	3- 1				
1- 6	0- 1	0- 2	HOME	0- 2	0- 1	1- 0				
2- 6	0- 0	0- 1	AWAY	0- 3	0- 1	2- 1				
0- 0	0- 0	0- 0	NEUTRAL	0- 0	0- 0	0- 0				

RPI 1-25				RPI 26-50				RPI 51-100				RPI 101+				Team's RPI: 268
RPI	S	Opponent	Score	RPI	S	Opponent	Score	RPI	S	Opponent	Score	RPI	S	Opponent	Score	
24	H	Central Mich.	53 87	36	H	Buffalo	59 61	77	A	Kent St.	51 55	133	H	New Mexico St.	54 66	
				39	A	Ohio	56 70	77	H	Kent St.	52 56	141	A	Akron	62 69	
				44	H	Michigan	42 79	88	A	Toledo	63 73	141	H	Akron	59 72	
				45	H	Miami (OH)	62 81	88	H	Toledo	57 80	199	A	Eastern Mich.	61 64	
								97	A	Northern Ill.	64 77	199	H	Eastern Mich.	71 68	
												208	A	Ball St.	65 62	
												211	A	Ole Miss	66 69	
												223	A	Bowling Green	84 82	
												243	H	Loyola Chicago	53 64	
												249	N	North Dakota	50 62	
												305	A	Fla. Atlantic	69 59	
												331	A	Detroit Mercy	54 44	
												332	H	Eastern Ky.	64 53	
												335	H	Purdue Fort Wayne	69 61	
												348	N	Florida A&M	69 50	
LAST 12 Division I GAMES:																
				88	A	Toledo	63 73	77	A	Kent St.	51 55					
				199	H	Eastern Mich.	71 68	45	H	Miami (OH)	62 81					
				77	H	Kent St.	52 56	97	A	Northern Ill.	64 77					
				39	A	Ohio	56 70	208	A	Ball St.	65 62					
				24	H	Central Mich.	53 87	36	H	Buffalo	59 61					
				141	A	Akron	62 69	88	H	Toledo	57 80					

Non-Div I Games:	Saginaw Valley	75	51
------------------	----------------	----	----

Western Mich.

■ Loss, ■ Non-Conf, S Site, H Home A Away N Neutral

Average RPI Win:	223	WON-LOST	WINNING	LAST 10	STRENGTH OF	OPP. STRENGTH	TEAM	ADJ.	CONF.	ADJ CONF.
Average RPI Loss:	124	RECORD	PCT. RANK	GAMES	SCHEDULE	OF SCHEDULE	RPI	RPI	RPI	RPI
DIV. I ONLY	11- 16	227	0- 1	175	118	247	247	9	9	
DIV. I NON-CONF.	7- 6	153	0- 1	240	241	254	254	8	8	
TOTALS	RPI 1-25	RPI 26-50	W-L RECORDS	RPI 51-100	RPI 101-150	RPI 150+				
11- 16	0- 2	0- 1	OVERALL	1- 1	0- 7	10- 5				
9- 8	0- 2	0- 0	HOME	1- 0	0- 3	8- 3				
2- 5	0- 0	0- 0	AWAY	0- 1	0- 2	2- 2				
0- 3	0- 0	0- 1	NEUTRAL	0- 0	0- 2	0- 0				
7- 6	0- 0	0- 1	NON-CONFERENCE	1- 0	0- 4	6- 1				
7- 3	0- 0	0- 0	HOME	1- 0	0- 2	6- 1				
0- 0	0- 0	0- 0	AWAY	0- 0	0- 0	0- 0				
0- 3	0- 0	0- 1	NEUTRAL	0- 0	0- 2	0- 0				
4- 10	0- 2	0- 0	CONFERENCE	0- 1	0- 3	4- 4				
2- 5	0- 2	0- 0	HOME	0- 0	0- 1	2- 2				
2- 5	0- 0	0- 0	AWAY	0- 1	0- 2	2- 2				
0- 0	0- 0	0- 0	NEUTRAL	0- 0	0- 0	0- 0				

RPI 1-25				RPI 26-50				RPI 51-100				RPI 101+ Team's RPI: 247			
RPI	S	Opponent	Score	RPI	S	Opponent	Score	RPI	S	Opponent	Score	RPI	S	Opponent	Score
6	H	UConn	47 84	35	N	South Dakota	64 73	67	H	Missouri St.	63 60	102	H	Houston	58 66
18	H	UCF	49 57					84	A	Cincinnati	54 82	105	H	Creighton	71 83
												112	N	Northwestern	43 65
												125	A	South Fla.	46 55
												128	H	Oklahoma St.	47 60
												145	N	Washington St.	59 85
												150	A	Tulsa	49 63
												161	H	Tennessee Tech	45 55
												164	A	Tulane	62 44
												169	H	Temple	40 65
												172	H	Louisiana Tech	70 56
												185	H	Sam Houston St.	63 55
												201	H	Grambling	70 61
												206	A	Memphis	57 48
												206	H	Memphis	50 71
												209	A	SMU	50 78
												209	H	SMU	53 42
												221	A	East Carolina	56 78
												221	H	East Carolina	57 47
												337	H	Houston Baptist	68 50
												345	H	Ark.-Pine Bluff	76 39
												349	H	Savannah St.	66 50
LAST 12 Division I GAMES:															
145	N	Washington St.	59 85	206	A	Memphis	57 48								
6	H	UConn	47 84	169	H	Temple	40 65								
125	A	South Fla.	46 55	221	H	East Carolina	57 47								
18	H	UCF	49 57	164	A	Tulane	62 44								
209	H	SMU	53 42	102	H	Houston	58 66								
84	A	Cincinnati	54 82	209	A	SMU	50 78								

Non-Div I Games:

Wichita St.

■ Loss,
 ■ Non-Conf,
 ■ S Site,
 ■ Home
 ■ A Away
 N Neutral

William & Mary

Through Games Of Feb. 28, 2019

Average RPI Win:	220	WON-LOST	WINNING	LAST 10	STRENGTH OF	OPP. STRENGTH	TEAM	ADJ.	CONF.	ADJ CONF.
Average RPI Loss:	129	RECORD	PCT. RANK	GAMES	SCHEDULE	OF SCHEDULE	RPI	RPI	RPI	RPI
DIV. I ONLY	12- 13	188	0- 1	145	182	171	171	10	10	
DIV. I NON-CONF.	7- 4	108	0- 0	188	303	117	117	10	10	
TOTALS	RPI 1-25	RPI 26-50	W-L RECORDS	RPI 51-100	RPI 101-150	RPI 150+				
12- 13	0- 0	0- 2	OVERALL	0- 2	2- 6	10- 3				
6- 6	0- 0	0- 1	HOME	0- 1	1- 3	5- 1				
6- 7	0- 0	0- 1	AWAY	0- 1	1- 3	5- 2				
0- 0	0- 0	0- 0	NEUTRAL	0- 0	0- 0	0- 0				
7- 4	0- 0	0- 0	NON-CONFERENCE	0- 1	0- 2	7- 1				
4- 1	0- 0	0- 0	HOME	0- 0	0- 1	4- 0				
3- 3	0- 0	0- 0	AWAY	0- 1	0- 1	3- 1				
0- 0	0- 0	0- 0	NEUTRAL	0- 0	0- 0	0- 0				
5- 9	0- 0	0- 2	CONFERENCE	0- 1	2- 4	3- 2				
2- 5	0- 0	0- 1	HOME	0- 1	1- 2	1- 1				
3- 4	0- 0	0- 1	AWAY	0- 0	1- 2	2- 1				
0- 0	0- 0	0- 0	NEUTRAL	0- 0	0- 0	0- 0				

RPI S	Opponent	Score	RPI S	Opponent	Score	RPI S	Opponent	Score	RPI S	Opponent	Score	Team's RPI: 171
37	A James Madison	48 65	37	H James Madison	65 78	64	H Drexel	58 62	107	H VCU	55 72	
						89	A Old Dominion	69 83	110	A Towson	80 69	
									110	H Towson	75 82	
									113	A Hartford	45 50	
									115	A Northeastern	74 88	
									123	A UNCW	58 66	
									123	H UNCW	70 64	
									148	H Delaware	59 70	
									158	A Davidson	65 76	
									195	H George Washington	73 59	
									214	A Elon	64 59	
									214	H Elon	65 60	
									218	A Hofstra	60 55	
									220	H Howard	88 75	
									221	H East Carolina	63 43	
									264	A Norfolk St.	55 44	
									276	H Richmond	65 55	
									289	A Col. of Charleston	77 79	
									289	H Col. of Charleston	54 66	
									293	A Fairfield	60 54	
									296	A Loyola Maryland	65 49	
LAST 12 Division I GAMES:												
37	H James Madison	65 78	148	H Delaware	59 70							
110	H Towson	75 82	110	A Towson	80 69							
214	A Elon	64 59	37	A James Madison	48 65							
123	A UNCW	58 66	214	H Elon	65 60							
289	A Col. of Charleston	77 79	289	H Col. of Charleston	54 66							
64	H Drexel	58 62	123	H UNCW	70 64							

Non-Div I Games:

William & Mary

Loss, Non-Conf, S Site, H Home A Away N Neutral

Winthrop

Through Games Of Feb. 28, 2019

Average RPI Win:	290	WON-LOST	WINNING	LAST 10	STRENGTH OF	OPP. STRENGTH	TEAM	ADJ.	CONF.	ADJ CONF.
Average RPI Loss:	202	RECORD	PCT. RANK	GAMES	SCHEDULE	OF SCHEDULE	RPI	RPI	RPI	RPI
DIV. I ONLY	10- 15	231	0- 1	332	319	292	292	28	28	
DIV. I NON-CONF.	4- 6	212	0- 0	319	327	280	280	29	29	
TOTALS	RPI 1-25	RPI 26-50	W-L RECORDS	RPI 51-100	RPI 101-150	RPI 150+				
10- 15	0- 0	0- 1	OVERALL	0- 3	0- 1	10- 10				
5- 6	0- 0	0- 0	HOME	0- 1	0- 0	5- 5				
5- 9	0- 0	0- 1	AWAY	0- 2	0- 1	5- 5				
0- 0	0- 0	0- 0	NEUTRAL	0- 0	0- 0	0- 0				
4- 6	0- 0	0- 1	NON-CONFERENCE	0- 1	0- 0	4- 4				
2- 1	0- 0	0- 0	HOME	0- 0	0- 0	2- 1				
2- 5	0- 0	0- 1	AWAY	0- 1	0- 0	2- 3				
0- 0	0- 0	0- 0	NEUTRAL	0- 0	0- 0	0- 0				
6- 9	0- 0	0- 0	CONFERENCE	0- 2	0- 1	6- 6				
3- 5	0- 0	0- 0	HOME	0- 1	0- 0	3- 4				
3- 4	0- 0	0- 0	AWAY	0- 1	0- 1	3- 2				
0- 0	0- 0	0- 0	NEUTRAL	0- 0	0- 0	0- 0				

RPI 1-25				RPI 26-50				RPI 51-100				RPI 101+				Team's RPI: 292	
RPI	S	Opponent	Score	RPI	S	Opponent	Score	RPI	S	Opponent	Score	RPI	S	Opponent	Score		
				37	A	James Madison	39 56	82	A	Radford	49 70	126	A	High Point	54 56		
								82	H	Radford	57 79	189	A	Wisconsin	41 76		
								98	A	Georgia	39 85	190	A	UNC Asheville	36 70		
												190	H	UNC Asheville	43 55		
												202	H	Hampton	63 84		
												214	H	Elon	58 57		
												215	A	Campbell	59 46		
												251	A	Gardner-Webb	64 62		
												251	H	Gardner-Webb	52 65		
												274	A	Wofford	53 70		
												284	A	Ga. Southern	55 64		
												289	A	Col. of Charleston	71 64		
												295	H	Charleston So.	57 52		
												301	A	South Carolina St.	58 50		
												329	A	Presbyterian	62 54		
												329	H	Presbyterian	55 52		
												336	H	Longwood	77 69		
												338	H	N.C. Central	66 41		
												340	H	Western Caro.	57 65		
												341	A	USC Upstate	49 58		
												341	H	USC Upstate	50 76		
LAST 12 Division I GAMES:																	
				341	A	USC Upstate	49 58	126	A	High Point	54 56						
				82	H	Radford	57 79	329	H	Presbyterian	55 52						
				190	H	UNC Asheville	43 55	202	H	Hampton	63 84						
				251	H	Gardner-Webb	52 65	251	A	Gardner-Webb	64 62						
				329	A	Presbyterian	62 54	215	A	Campbell	59 46						
				190	A	UNC Asheville	36 70	82	A	Radford	49 70						

Non-Div I Games: Newberry

63 67

Winthrop

Loss, Non-Conf, S Site, H Home A Away N Neutral

Average RPI Win:	205	WON-LOST	WINNING	LAST 10	STRENGTH OF	OPP. STRENGTH	TEAM	ADJ.	CONF.	ADJ CONF.
Average RPI Loss:	83	RECORD	PCT. RANK	GAMES	SCHEDULE	OF SCHEDULE	RPI	RPI	RPI	RPI
DIV. I ONLY	13- 16	203	0- 1	151	77	189	189	4	4	
DIV. I NON-CONF.	9- 3	61	0- 0	307	235	168	168	6	6	
TOTALS	RPI 1-25	RPI 26-50	W-L RECORDS	RPI 51-100	RPI 101-150	RPI 150+				
13- 16	0- 2	1- 2	OVERALL	2- 6	2- 5	8- 1				
10- 6	0- 0	1- 1	HOME	2- 3	1- 2	6- 0				
1- 9	0- 2	0- 1	AWAY	0- 2	0- 3	1- 1				
2- 1	0- 0	0- 0	NEUTRAL	0- 1	1- 0	1- 0				
9- 3	0- 0	0- 0	NON-CONFERENCE	0- 3	2- 0	7- 0				
6- 1	0- 0	0- 0	HOME	0- 1	1- 0	5- 0				
1- 1	0- 0	0- 0	AWAY	0- 1	0- 0	1- 0				
2- 1	0- 0	0- 0	NEUTRAL	0- 1	1- 0	1- 0				
4- 13	0- 2	1- 2	CONFERENCE	2- 3	0- 5	1- 1				
4- 5	0- 0	1- 1	HOME	2- 2	0- 2	1- 0				
0- 8	0- 2	0- 1	AWAY	0- 1	0- 3	0- 1				
0- 0	0- 0	0- 0	NEUTRAL	0- 0	0- 0	0- 0				

RPI	S	Opponent	Score	RPI	S	Opponent	Score	RPI	S	Opponent	Score	RPI	S	Opponent	Score	Team's RPI: 189
8	A	Iowa	53 71	26	A	Rutgers	53 73	51	H	Indiana	68 75	105	A	Minnesota	56 74	
14	A	Maryland	57 75	40	H	Michigan St.	79 62	69	A	Green Bay	46 55	105	H	Minnesota	50 78	
				44	H	Michigan	70 76	72	A	Ohio St.	68 70	112	A	Northwestern	46 72	
								72	H	Ohio St.	50 61	124	N	Pittsburgh	57 42	
								80	H	Duke	53 60	127	A	Penn St.	64 71	
								81	H	Purdue	76 69	127	H	Penn St.	59 65	
								87	H	Nebraska	70 69	134	H	IUPUI	65 64	
								99	N	Arkansas	68 69	194	A	Milwaukee	68 57	
												203	H	Marshall	67 49	
												213	A	Illinois	68 78	
												213	H	Illinois	75 67	
												292	H	Winthrop	76 41	
												302	N	Tennessee St.	58 53	
												311	H	North Dakota St.	64 53	
												333	H	Evansville	96 60	
												350	H	Chicago St.	85 38	
LAST 12 Division I GAMES:																
72	H	Ohio St.	50 61	44	H	Michigan	70 76									
26	A	Rutgers	53 73	14	A	Maryland	57 75									
213	H	Illinois	75 67	87	H	Nebraska	70 69									
72	A	Ohio St.	68 70	127	H	Penn St.	59 65									
40	H	Michigan St.	79 62	112	A	Northwestern	46 72									
213	A	Illinois	68 78	105	H	Minnesota	50 78									

Non-Div I Games:

Wisconsin

■ Loss,
■ Non-Conf,
■ S Site,
■ H Home
■ A Away
N Neutral

Average RPI Win:	278	WON-LOST	WINNING	LAST 10	STRENGTH OF	OPP. STRENGTH	TEAM	ADJ.	CONF.	ADJ CONF.
Average RPI Loss:	198	RECORD	PCT. RANK	GAMES	SCHEDULE	OF SCHEDULE	RPI	RPI	RPI	RPI
DIV. I ONLY	12- 13	188	0- 1	348	233	274	274	27	27	
DIV. I NON-CONF.	5- 7	206	0- 0	320	243	251	251	24	24	
TOTALS	RPI 1-25	RPI 26-50	W-L RECORDS	RPI 51-100	RPI 101-150	RPI 150+				
12- 13	0- 0	0- 1	OVERALL	0- 1	0- 3	12- 8				
9- 1	0- 0	0- 0	HOME	0- 0	0- 1	9- 0				
3- 12	0- 0	0- 1	AWAY	0- 1	0- 2	3- 8				
0- 0	0- 0	0- 0	NEUTRAL	0- 0	0- 0	0- 0				
5- 7	0- 0	0- 1	NON-CONFERENCE	0- 1	0- 2	5- 3				
3- 0	0- 0	0- 0	HOME	0- 0	0- 0	3- 0				
2- 7	0- 0	0- 1	AWAY	0- 1	0- 2	2- 3				
0- 0	0- 0	0- 0	NEUTRAL	0- 0	0- 0	0- 0				
7- 6	0- 0	0- 0	CONFERENCE	0- 0	0- 1	7- 5				
6- 1	0- 0	0- 0	HOME	0- 0	0- 1	6- 0				
1- 5	0- 0	0- 0	AWAY	0- 0	0- 0	1- 5				
0- 0	0- 0	0- 0	NEUTRAL	0- 0	0- 0	0- 0				

RPI S	Opponent	Score	RPI S	Opponent	Score	RPI S	Opponent	Score	RPI S	Opponent	Score	Team's RPI: 274
43	A Georgia Tech	40 81	53	A Clemson	77 85	120	A Charlotte	63 85	143	H Mercer	79 81	
						149	A Appalachian St.	70 94	170	A Chattanooga	82 89	
						170	H Chattanooga	64 60	190	A UNC Asheville	46 60	
						210	A Furman	50 63	210	H Furman	84 75	
						248	A ETSU	79 92	248	H ETSU	77 74	
						251	H Gardner-Webb	59 53	281	A Samford	62 79	
						281	H Samford	71 62	284	A Ga. Southern	81 65	
						289	H Col. of Charleston	78 58	292	H Winthrop	70 53	
						298	A UNC Greensboro	61 77	298	H UNC Greensboro	93 66	
						329	A Presbyterian	50 61	336	A Longwood	101 72	
						338	A N.C. Central	59 66	340	A Western Caro.	63 55	
						340	H Western Caro.	91 65				
LAST 12 Division I GAMES:												
281	A Samford	62 79	281	H Samford	71 62							
210	H Furman	84 75	143	H Mercer	79 81							
170	H Chattanooga	64 60	210	A Furman	50 63							
248	H ETSU	77 74	248	A ETSU	79 92							
340	A Western Caro.	63 55	170	A Chattanooga	82 89							
298	A UNC Greensboro	61 77	298	H UNC Greensboro	93 66							

Non-Div I Games: Warren Wilson 107 30 Southern Wesleyan 110 47 Brevard 106 52

Wofford

Average RPI Win:	214	WON-LOST	WINNING	LAST 10	STRENGTH OF	OPP. STRENGTH	TEAM	ADJ.	CONF.	ADJ CONF.
Average RPI Loss:	112	RECORD	PCT. RANK	GAMES	SCHEDULE	OF SCHEDULE	RPI	RPI	RPI	RPI
DIV. I ONLY	22- 6	29	1- 0	194	205	68	68	20	20	
DIV. I NON-CONF.	7- 4	108	0- 0	82	150	59	59	18	18	
TOTALS	RPI 1-25	RPI 26-50	W-L RECORDS	RPI 51-100	RPI 101-150	RPI 150+				
22- 6	0- 0	0- 1	OVERALL	3- 2	4- 2	15- 1				
10- 1	0- 0	0- 0	HOME	2- 1	2- 0	6- 0				
8- 5	0- 0	0- 1	AWAY	0- 1	1- 2	7- 1				
4- 0	0- 0	0- 0	NEUTRAL	1- 0	1- 0	2- 0				
7- 4	0- 0	0- 1	NON-CONFERENCE	2- 1	1- 1	4- 1				
1- 1	0- 0	0- 0	HOME	1- 1	0- 0	0- 0				
2- 3	0- 0	0- 1	AWAY	0- 0	0- 1	2- 1				
4- 0	0- 0	0- 0	NEUTRAL	1- 0	1- 0	2- 0				
15- 2	0- 0	0- 0	CONFERENCE	1- 1	3- 1	11- 0				
9- 0	0- 0	0- 0	HOME	1- 0	2- 0	6- 0				
6- 2	0- 0	0- 0	AWAY	0- 1	1- 1	5- 0				
0- 0	0- 0	0- 0	NEUTRAL	0- 0	0- 0	0- 0				

RPI S	Opponent	Score	RPI S	Opponent	Score	RPI S	Opponent	Score	RPI S	Opponent	Score
40	A Michigan St.	68 84	63	H Belmont	63 79	119	A Youngstown St.	68 83			
			64	N Drexel	71 63	119	H Youngstown St.	70 65			
			69	A Green Bay	37 56	120	A Charlotte	85 88			
			69	H Green Bay	85 67	129	N Marist	76 60			
			77	H Kent St.	61 55	134	A IUPUI	78 75			
						134	H IUPUI	66 59			
						194	A Milwaukee	73 69			
						194	H Milwaukee	61 57			
						200	A UNLV	68 52			
						205	N Stetson	57 44			
						218	N Hofstra	93 64			
						240	A Northern Ky.	61 55			
						240	H Northern Ky.	78 56			
						263	A CSU Bakersfield	74 76			
						277	A Manhattan	60 44			
						285	A Cleveland St.	70 65			
						285	H Cleveland St.	78 52			
						313	H Oakland	69 58			
						331	A Detroit Mercy	76 73			
						331	H Detroit Mercy	78 59			
						339	A UIC	79 46			
						339	H UIC	72 47			
LAST 12 Division I GAMES:											
331	A Detroit Mercy	76 73	134	H IUPUI	66 59						
119	H Youngstown St.	70 65	339	H UIC	72 47						
285	H Cleveland St.	78 52	331	H Detroit Mercy	78 59						
240	H Northern Ky.	78 56	313	H Oakland	69 58						
69	A Green Bay	37 56	285	A Cleveland St.	70 65						
194	A Milwaukee	73 69	119	A Youngstown St.	68 83						

Non-Div I Games: Kentucky St. 83 53

Wright St.

Loss, Non-Conf, S Site, H Home A Away N Neutral

Wyoming

Through Games Of Feb. 28, 2019

Average RPI Win:	182	WON-LOST	WINNING	LAST 10	STRENGTH OF	OPP. STRENGTH	TEAM	ADJ.	CONF.	ADJ CONF.
Average RPI Loss:	89	RECORD	PCT. RANK	GAMES	SCHEDULE	OF SCHEDULE	RPI	RPI	RPI	RPI
DIV. I ONLY	16- 6	56	0- 1	97	125	54	54	15	15	
DIV. I NON-CONF.	5- 2	82	0- 0	24	59	20	20	13	13	
TOTALS	RPI 1-25	RPI 26-50	W-L RECORDS	RPI 51-100	RPI 101-150	RPI 150+				
16- 6	0- 0	1- 0	OVERALL	3- 5	1- 0	11- 1				
10- 2	0- 0	1- 0	HOME	2- 2	1- 0	6- 0				
5- 4	0- 0	0- 0	AWAY	1- 3	0- 0	4- 1				
1- 0	0- 0	0- 0	NEUTRAL	0- 0	0- 0	1- 0				
5- 2	0- 0	1- 0	NON-CONFERENCE	1- 2	1- 0	2- 0				
4- 0	0- 0	1- 0	HOME	1- 0	1- 0	1- 0				
0- 2	0- 0	0- 0	AWAY	0- 2	0- 0	0- 0				
1- 0	0- 0	0- 0	NEUTRAL	0- 0	0- 0	1- 0				
11- 4	0- 0	0- 0	CONFERENCE	2- 3	0- 0	9- 1				
6- 2	0- 0	0- 0	HOME	1- 2	0- 0	5- 0				
5- 2	0- 0	0- 0	AWAY	1- 1	0- 0	4- 1				
0- 0	0- 0	0- 0	NEUTRAL	0- 0	0- 0	0- 0				

RPI 1-25				RPI 26-50				RPI 51-100				Team's RPI: 54	RPI 101+			
RPI	S	Opponent	Score	RPI	S	Opponent	Score	RPI	S	Opponent	Score		RPI	S	Opponent	Score
				29	H	South Dakota St.	77 70						137	H	Montana St.	66 58
								52	H	New Mexico	75 78		156	H	Denver	78 74
								55	A	Saint Mary's (CA)	84 90		176	N	North Texas	53 49
								56	A	Boise St.	64 72		184	A	Utah St.	42 50
								56	H	Boise St.	64 52		184	H	Utah St.	53 35
								76	H	Idaho	64 61		200	A	UNLV	64 49
								91	A	Fresno St.	63 56		200	H	UNLV	90 62
								91	H	Fresno St.	64 66		225	A	Nevada	55 51
								95	A	Pacific	64 70		241	H	San Diego St.	87 45
													271	A	Colorado St.	60 49
													271	H	Colorado St.	56 32
													294	H	Air Force	80 60
													303	A	San Jose St.	70 56
LAST 12 Division I GAMES:																
				91	H	Fresno St.	64 66	294	H	Air Force	80 60					
				271	H	Colorado St.	56 32	91	A	Fresno St.	63 56					
				200	A	UNLV	64 49	56	H	Boise St.	64 52					
				225	A	Nevada	55 51	303	A	San Jose St.	70 56					
				184	H	Utah St.	53 35	52	H	New Mexico	75 78					
				271	A	Colorado St.	60 49	184	A	Utah St.	42 50					

Non-Div I Games: Chadron St. 80 33 UC-Colo. Springs 98 37

Wyoming

■ Loss,
 ■ Non-Conf,
 ■ S Site,
 ■ Home
 ■ A Away
 N Neutral

Average RPI Win:	229	WON-LOST	WINNING	LAST 10	STRENGTH OF	OPP. STRENGTH	TEAM	ADJ.	CONF.	ADJ CONF.
Average RPI Loss:	72	RECORD	PCT. RANK	GAMES	SCHEDULE	OF SCHEDULE	RPI	RPI	RPI	RPI
DIV. I ONLY	11- 16	227	0- 1	105	86	188	188	6	6	
DIV. I NON-CONF.	9- 2	43	0- 0	287	318	137	137	4	4	
TOTALS	RPI 1-25	RPI 26-50	W-L RECORDS	RPI 51-100	RPI 101-150	RPI 150+				
11- 16	0- 4	0- 3	OVERALL	0- 2	3- 7	8- 0				
9- 7	0- 2	0- 1	HOME	0- 0	1- 4	8- 0				
2- 9	0- 2	0- 2	AWAY	0- 2	2- 3	0- 0				
0- 0	0- 0	0- 0	NEUTRAL	0- 0	0- 0	0- 0				
9- 2	0- 0	0- 0	NON-CONFERENCE	0- 1	1- 1	8- 0				
8- 1	0- 0	0- 0	HOME	0- 0	0- 1	8- 0				
1- 1	0- 0	0- 0	AWAY	0- 1	1- 0	0- 0				
0- 0	0- 0	0- 0	NEUTRAL	0- 0	0- 0	0- 0				
2- 14	0- 4	0- 3	CONFERENCE	0- 1	2- 6	0- 0				
1- 6	0- 2	0- 1	HOME	0- 0	1- 3	0- 0				
1- 8	0- 2	0- 2	AWAY	0- 1	1- 3	0- 0				
0- 0	0- 0	0- 0	NEUTRAL	0- 0	0- 0	0- 0				

RPI	S	Opponent	Score	RPI	S	Opponent	Score	RPI	S	Opponent	Score	RPI	S	Opponent	Score	Team's RPI: 188
11	A	Marquette	53 79	47	A	Villanova	71 75	84	A	Cincinnati	61 79	104	A	St. John's (NY)	41 70	
11	H	Marquette	44 90	49	A	Butler	38 63	93	A	Georgetown	61 68	104	H	St. John's (NY)	57 76	
25	A	DePaul	48 81	49	H	Butler	41 63					105	A	Creighton	62 66	
25	H	DePaul	71 73									105	H	Creighton	52 53	
												105	H	Minnesota	53 78	
												114	A	Providence	58 71	
												114	H	Providence	55 63	
												139	A	Seton Hall	80 76	
												139	H	Seton Hall	63 62	
												142	A	Wake Forest	62 50	
												161	H	Tennessee Tech	70 60	
												175	H	North Ala.	94 81	
												223	H	Bowling Green	65 49	
												260	H	Alabama St.	87 58	
												291	H	New Orleans	61 45	
												293	H	Fairfield	48 35	
												343	H	Delaware St.	80 59	
												350	H	Chicago St.	91 57	
LAST 12 Division I GAMES:																
11	A	Marquette	53 79	139	A	Seton Hall	80 76									
25	A	DePaul	48 81	25	H	DePaul	71 73									
105	H	Creighton	52 53	11	H	Marquette	44 90									
114	H	Providence	55 63	114	A	Providence	58 71									
49	A	Butler	38 63	105	A	Creighton	62 66									
104	A	St. John's (NY)	41 70	49	H	Butler	41 63									

Non-Div I Games:

Xavier

Average RPI Win:	226	WON-LOST	WINNING	LAST 10	STRENGTH OF	OPP. STRENGTH	TEAM	ADJ.	CONF.	ADJ CONF.
Average RPI Loss:	133	RECORD	PCT. RANK	GAMES	SCHEDULE	OF SCHEDULE	RPI	RPI	RPI	RPI
DIV. I ONLY	15- 10	117	1- 0	156	247	116	116	11	11	
DIV. I NON-CONF.	10- 5	91	1- 0	169	331	82	82	11	11	
TOTALS	RPI 1-25	RPI 26-50	W-L RECORDS	RPI 51-100	RPI 101-150	RPI 150+				
15- 10	0- 0	0- 0	OVERALL	2- 5	1- 2	12- 3				
7- 1	0- 0	0- 0	HOME	1- 0	0- 0	6- 1				
5- 9	0- 0	0- 0	AWAY	1- 5	1- 2	3- 2				
3- 0	0- 0	0- 0	NEUTRAL	0- 0	0- 0	3- 0				
10- 5	0- 0	0- 0	NON-CONFERENCE	0- 3	1- 2	9- 0				
3- 0	0- 0	0- 0	HOME	0- 0	0- 0	3- 0				
4- 5	0- 0	0- 0	AWAY	0- 3	1- 2	3- 0				
3- 0	0- 0	0- 0	NEUTRAL	0- 0	0- 0	3- 0				
5- 5	0- 0	0- 0	CONFERENCE	2- 2	0- 0	3- 3				
4- 1	0- 0	0- 0	HOME	1- 0	0- 0	3- 1				
1- 4	0- 0	0- 0	AWAY	1- 2	0- 0	0- 2				
0- 0	0- 0	0- 0	NEUTRAL	0- 0	0- 0	0- 0				

RPI 1-25			RPI 26-50			RPI 51-100			RPI 101+			Team's RPI: 116			
RPI	S	Opponent	Score	RPI	S	Opponent	Score	RPI	S	Opponent	Score	RPI	S	Opponent	Score
								66	A	Princeton	96 86	104	A	St. John's (NY)	52 56
								73	A	Penn	48 54	114	A	Providence	42 59
								79	A	SFA	57 67	119	A	Youngstown St.	58 56
								83	A	Harvard	69 83	178	N	Saint Louis	58 52
								83	H	Harvard	65 62	193	N	N.C. A&T	59 49
								84	A	Cincinnati	52 66	198	A	Dartmouth	54 56
								97	A	Northern Ill.	80 89	198	H	Dartmouth	64 49
												224	H	Cornell	41 43
												233	H	Columbia	69 61
												246	H	Colgate	80 61
												267	N	Niagara	67 64
												272	A	Brown	71 86
												272	H	Brown	84 72
												282	A	Army West Point	62 51
												283	A	Vermont	58 55
												310	A	Wagner	74 41
												318	H	Central Conn. St.	58 46
												342	H	Saint Peter's	72 56
LAST 12 Division I GAMES:															
193	N	N.C. A&T	59 49	233	H	Columbia	69 61								
79	A	SFA	57 67	73	A	Penn	48 54								
267	N	Niagara	67 64	66	A	Princeton	96 86								
83	A	Harvard	69 83	198	H	Dartmouth	64 49								
198	A	Dartmouth	54 56	83	H	Harvard	65 62								
224	H	Cornell	41 43	272	H	Brown	84 72								

Non-Div I Games:

Yale

 Loss,
 Non-Conf,
 S Site,
 H Home
 A Away
N Neutral

Average RPI Win:	232	WON-LOST	WINNING	LAST 10	STRENGTH OF	OPP. STRENGTH	TEAM	ADJ.	CONF.	ADJ CONF.
Average RPI Loss:	118	RECORD	PCT. RANK	GAMES	SCHEDULE	OF SCHEDULE	RPI	RPI	RPI	RPI
DIV. I ONLY	18- 8	69	0- 1	223	227	119	119	20	20	
DIV. I NON-CONF.	6- 3	91	0- 0	83	221	71	71	18	18	
TOTALS	RPI 1-25	RPI 26-50	W-L RECORDS	RPI 51-100	RPI 101-150	RPI 150+				
18- 8	0- 0	0- 1	OVERALL	2- 3	3- 2	13- 2				
13- 1	0- 0	0- 0	HOME	2- 0	2- 1	9- 0				
5- 7	0- 0	0- 1	AWAY	0- 3	1- 1	4- 2				
0- 0	0- 0	0- 0	NEUTRAL	0- 0	0- 0	0- 0				
6- 3	0- 0	0- 1	NON-CONFERENCE	0- 1	2- 1	4- 0				
4- 1	0- 0	0- 0	HOME	0- 0	1- 1	3- 0				
2- 2	0- 0	0- 1	AWAY	0- 1	1- 0	1- 0				
0- 0	0- 0	0- 0	NEUTRAL	0- 0	0- 0	0- 0				
12- 5	0- 0	0- 0	CONFERENCE	2- 2	1- 1	9- 2				
9- 0	0- 0	0- 0	HOME	2- 0	1- 0	6- 0				
3- 5	0- 0	0- 0	AWAY	0- 2	0- 1	3- 2				
0- 0	0- 0	0- 0	NEUTRAL	0- 0	0- 0	0- 0				

RPI 1-25	RPI 26-50	RPI 51-100	RPI 101+ Team's RPI: 119
RPI S Opponent Score	RPI S Opponent Score	RPI S Opponent Score	RPI S Opponent Score
	48 A Bucknell 68 73	68 A Wright St. 65 70	116 H Yale 56 58
		68 H Wright St. 83 68	124 A Pittsburgh 64 55
		69 A Green Bay 42 60	134 A IUPUI 44 64
		69 H Green Bay 70 59	134 H IUPUI 70 52
		77 A Kent St. 34 62	141 H Akron 72 61
			194 A Milwaukee 68 71
			194 H Milwaukee 67 47
			197 H Robert Morris 69 59
			230 H Saint Francis (PA) 80 56
			240 A Northern Ky. 62 65
			240 H Northern Ky. 77 66
			243 H Loyola Chicago 74 63
			278 A Canisius 62 36
			285 H Cleveland St. 73 55
			313 A Oakland 69 55
			313 H Oakland 76 61
			331 A Detroit Mercy 85 59
			331 H Detroit Mercy 91 45
			339 A UIC 83 59
			339 H UIC 81 29
LAST 12 Division I GAMES:			
	68 A Wright St. 65 70	331 H Detroit Mercy 91 45	
	240 A Northern Ky. 62 65	313 H Oakland 76 61	
	194 H Milwaukee 67 47	285 H Cleveland St. 73 55	
	69 H Green Bay 70 59	240 H Northern Ky. 77 66	
	339 A UIC 83 59	68 H Wright St. 83 68	
	134 A IUPUI 44 64	69 A Green Bay 42 60	

Non-Div I Games: Thiel 76 53 Carlow 90 31

Youngstown St.

Loss, Non-Conf, S Site, H Home A Away N Neutral