

Average RPI Win:	295	WON-LOST	WINNING	LAST 10	STRENGTH OF	OPP. STRENGTH	TEAM	ADJ.	CONF.	ADJ CONF.
Average RPI Loss:	181	RECORD	PCT. RANK	GAMES	SCHEDULE	OF SCHEDULE	RPI	RPI	RPI	RPI
DIV. I ONLY	13- 11	149	7- 3	320	341	236	236	27	27	
DIV. I NON-CONF.	3- 4	209	0- 0	237	349	245	245	26	26	

TOTALS	RPI 1-25	RPI 26-50	W-L RECORDS	RPI 51-100	RPI 101-999	RPI 201+				
13- 11	0- 0	0- 0	OVERALL	0- 2	13- 9	13- 5				
8- 3	0- 0	0- 0	HOME	0- 1	8- 2	8- 0				
3- 8	0- 0	0- 0	AWAY	0- 0	3- 1	3- 1				
2- 0	0- 0	0- 0	NEUTRAL	0- 0	2- 0	2- 0				
3- 4	0- 0	0- 0	NON-CONFERENCE	0- 0	3- 4	3- 2				
1- 1	0- 0	0- 0	HOME	0- 0	1- 1	1- 0				
0- 3	0- 0	0- 0	AWAY	0- 0	0- 3	0- 2				
2- 0	0- 0	0- 0	NEUTRAL	0- 0	2- 0	2- 0				
10- 7	0- 0	0- 0	CONFERENCE	0- 2	10- 5	10- 3				
7- 2	0- 0	0- 0	HOME	0- 1	7- 1	7- 0				
3- 5	0- 0	0- 0	AWAY	0- 1	3- 4	3- 3				
0- 0	0- 0	0- 0	NEUTRAL	0- 0	0- 0	0- 0				

RPI 1-25				RPI 26-50				RPI 51-100				RPI 101+ Team's RPI: 236			
RPI	S	Opponent	Score	RPI	S	Opponent	Score	RPI	S	Opponent	Score	RPI	S	Opponent	Score
								94	A	Lamar University	59 65	103	H	Rice	56 67
								94	H	Lamar University	31 70	110	A	SFA	58 59
												121	H	Central Ark.	50 58
												194	A	UTEP	49 69
												219	A	New Mexico St.	61 70
												223	A	New Orleans	49 66
												223	H	New Orleans	75 68
												230	H	Nicholls St.	76 55
												239	A	Abilene Christian	59 61
												239	H	Abilene Christian	70 51
												252	N	Prairie View	72 62
												280	A	McNeese	64 70
												290	H	Southeastern La.	56 52
												308	H	Houston Baptist	50 49
												311	A	UTRGV	53 56
												311	H	UTRGV	71 41
												315	A	Incarnate Word	62 58
												315	H	Incarnate Word	75 59
												335	A	Sam Houston St.	67 57
												335	H	Sam Houston St.	62 48
												336	A	Northwestern St.	62 56
												344	N	Florida A&M	58 55

LAST 12 Division I GAMES:															
				280	A	McNeese	64 70	335	H	Sam Houston St.	62 48				
				315	H	Incarnate Word	75 59	315	A	Incarnate Word	62 58				
				239	H	Abilene Christian	70 51	290	H	Southeastern La.	56 52				
				94	A	Lamar University	59 65	308	H	Houston Baptist	50 49				
				110	A	SFA	58 59	239	A	Abilene Christian	59 61				
				223	H	New Orleans	75 68	230	H	Nicholls St.	76 55				

Non-Div I Games: Tex. A&M Int'l 53 34 St. Thomas Houston 72 42 McMurry 62 43 Texas Lutheran 87 56 A&M-Corpus Christi

Loss, Non-Conf, S Site, H Home A Away N Neutral

Average RPI Win:	281	WON-LOST	WINNING	LAST 10	STRENGTH OF	OPP. STRENGTH	TEAM	ADJ.	CONF.	ADJ CONF.
Average RPI Loss:	154	RECORD	PCT. RANK	GAMES	SCHEDULE	OF SCHEDULE	RPI	RPI	RPI	RPI

DIV. I ONLY	11- 12	195	3- 7	260	304	239	239	27	27
DIV. I NON-CONF.	2- 4	239	0- 0	116	192	226	226	26	26
TOTALS	RPI 1-25	RPI 26-50	W-L RECORDS	RPI 51-100	RPI 101-999	RPI 201+			
11- 12	0- 0	0- 0	OVERALL	0- 2	11- 10	10- 4			
8- 3	0- 0	0- 0	HOME	0- 1	8- 2	7- 0			
2- 8	0- 0	0- 0	AWAY	0- 1	2- 7	2- 4			
1- 1	0- 0	0- 0	NEUTRAL	0- 0	1- 1	1- 0			
2- 4	0- 0	0- 0	NON-CONFERENCE	0- 1	2- 3	1- 1			
1- 1	0- 0	0- 0	HOME	0- 1	1- 0	0- 0			
0- 2	0- 0	0- 0	AWAY	0- 0	0- 2	0- 1			
1- 1	0- 0	0- 0	NEUTRAL	0- 0	1- 1	1- 0			
9- 8	0- 0	0- 0	CONFERENCE	0- 1	9- 7	9- 3			
7- 2	0- 0	0- 0	HOME	0- 0	7- 2	7- 0			
2- 6	0- 0	0- 0	AWAY	0- 1	2- 5	2- 3			
0- 0	0- 0	0- 0	NEUTRAL	0- 0	0- 0	0- 0			

RPI 1-25	RPI 26-50	RPI 51-100	RPI 101+	Team's RPI: 239
RPI S Opponent Score	RPI S Opponent Score	RPI S Opponent Score	RPI S Opponent Score	
		52 H FGCU 55 94	110 A SFA 55 66	
		94 A Lamar University 71 77	110 H SFA 52 78	
			121 A Central Ark. 45 63	
			121 H Central Ark. 61 73	
			137 N Radford 65 71	
			138 A Arkansas 65 79	
			148 H Idaho 82 72	
			207 A SMU 44 65	
			223 H New Orleans 80 70	
			230 A Nicholls St. 60 81	
			236 A A&M-Corpus Christi 51 70	
			236 H A&M-Corpus Christi 61 59	
			280 A McNeese 80 75	
			281 N Old Dominion 74 60	
			290 A Southeastern La. 76 78	
			290 H Southeastern La. 86 80	
			308 H Houston Baptist 80 68	
			315 H Incarnate Word 58 56	
			335 A Sam Houston St. 75 72	
			335 H Sam Houston St. 83 65	
			336 H Northwestern St. 80 41	
LAST 12 Division I GAMES:				
110 H SFA 52 78	335 A Sam Houston St. 75 72			
121 H Central Ark. 61 73	94 A Lamar University 71 77			
236 A A&M-Corpus Christi 51 70	236 H A&M-Corpus Christi 61 59			
290 A Southeastern La. 76 78	121 A Central Ark. 45 63			
315 H Incarnate Word 58 56	110 A SFA 55 66			
230 A Nicholls St. 60 81	336 H Northwestern St. 80 41			

Non-Div I Games:	Southwest (NM)	91 47	Schreiner	97 48	Howard Payne	88 46	Midwestern St.	88 67	Abilene Christian
------------------	----------------	-------	-----------	-------	--------------	-------	----------------	-------	-------------------

Average RPI Win:	228	WON-LOST	WINNING	LAST 10	STRENGTH OF	OPP. STRENGTH	TEAM	ADJ.	CONF.	ADJ CONF.
Average RPI Loss:	155	RECORD	PCT. RANK	GAMES	SCHEDULE	OF SCHEDULE	RPI	RPI	RPI	RPI
DIV. I ONLY	4- 23	328	3- 7	119	184	298	298	16	16	
DIV. I NON-CONF.	0- 10	337	0- 0	96	268	316	316	15	15	

TOTALS	RPI 1-25	RPI 26-50	W-L RECORDS	RPI 51-100	RPI 101-999	RPI 201+				
4- 23	0- 1	0- 0	OVERALL	1- 5	3- 17	3- 5				
3- 11	0- 1	0- 0	HOME	1- 2	2- 8	2- 1				
1- 12	0- 0	0- 0	AWAY	0- 3	1- 9	1- 4				
0- 0	0- 0	0- 0	NEUTRAL	0- 0	0- 0	0- 0				
0- 10	0- 1	0- 0	NON-CONFERENCE	0- 1	0- 8	0- 2				
0- 5	0- 1	0- 0	HOME	0- 0	0- 4	0- 0				
0- 5	0- 0	0- 0	AWAY	0- 1	0- 4	0- 2				
0- 0	0- 0	0- 0	NEUTRAL	0- 0	0- 0	0- 0				
4- 13	0- 0	0- 0	CONFERENCE	1- 4	3- 9	3- 3				
3- 6	0- 0	0- 0	HOME	1- 2	2- 4	2- 1				
1- 7	0- 0	0- 0	AWAY	0- 2	1- 5	1- 2				
0- 0	0- 0	0- 0	NEUTRAL	0- 0	0- 0	0- 0				

RPI 1-25				RPI 26-50				RPI 51-100				RPI 101+				Team's RPI: 298
RPI	S	Opponent	Score	RPI	S	Opponent	Score	RPI	S	Opponent	Score	RPI	S	Opponent	Score	
5	H	Louisville	50 62					73	H	Wyoming	57 47	120	A	Colorado St.	50 61	
								81	A	Navy	64 71	120	H	Colorado St.	39 40	
								83	A	UNLV	57 69	132	A	Fresno St.	48 64	
								83	H	UNLV	59 67	132	H	Fresno St.	58 64	
								87	A	New Mexico	49 57	141	A	Boise St.	46 49	
								87	H	New Mexico	59 88	141	H	Boise St.	47 58	
												142	H	Eastern Wash.	63 65	
												149	H	Colorado	43 68	
												151	A	Weber St.	52 62	
												161	H	Army West Point	59 65	
												162	A	SIUE	40 76	
												171	H	Denver	54 75	
												208	A	Nevada	60 70	
												268	A	San Diego St.	56 48	
												268	H	San Diego St.	61 51	
												270	H	San Jose St.	74 75	
												303	A	Utah St.	55 57	
												303	H	Utah St.	57 50	
												309	A	FIU	69 70	
												323	A	Utah Valley	56 59	

LAST 12 Division I GAMES:																
				73	H	Wyoming	57 47	120	A	Colorado St.	50 61					
				303	A	Utah St.	55 57	268	H	San Diego St.	61 51					
				268	A	San Diego St.	56 48	132	A	Fresno St.	48 64					
				141	H	Boise St.	47 58	141	A	Boise St.	46 49					
				83	H	UNLV	59 67	303	H	Utah St.	57 50					
				87	A	New Mexico	49 57	120	H	Colorado St.	39 40					

Non-Div I Games: Colo. Christian 66 68

Air Force

Loss,
Non-Conf, S Site,
H Home
A Away
N Neutral

Average RPI Win:	233	WON-LOST	WINNING	LAST 10	STRENGTH OF	OPP. STRENGTH	TEAM	ADJ.	CONF.	ADJ CONF.
Average RPI Loss:	83	RECORD	PCT. RANK	GAMES	SCHEDULE	OF SCHEDULE	RPI	RPI	RPI	RPI
DIV. I ONLY	7- 20	294	2- 8	60	95	220	220	7	7	
DIV. I NON-CONF.	5- 5	170	0- 0	90	198	170	170	8	8	

TOTALS	RPI 1-25	RPI 26-50	W-L RECORDS	RPI 51-100	RPI 101-999	RPI 201+				
7- 20	0- 4	0- 2	OVERALL	0- 8	7- 6	4- 2				
5- 9	0- 3	0- 1	HOME	0- 2	5- 3	3- 1				
1- 10	0- 1	0- 1	AWAY	0- 5	1- 3	1- 1				
1- 1	0- 0	0- 0	NEUTRAL	0- 1	1- 0	0- 0				
5- 5	0- 1	0- 0	NON-CONFERENCE	0- 4	5- 0	3- 0				
4- 2	0- 1	0- 0	HOME	0- 1	4- 0	3- 0				
0- 2	0- 0	0- 0	AWAY	0- 2	0- 0	0- 0				
1- 1	0- 0	0- 0	NEUTRAL	0- 1	1- 0	0- 0				
2- 15	0- 3	0- 2	CONFERENCE	0- 4	2- 6	1- 2				
1- 7	0- 2	0- 1	HOME	0- 1	1- 3	0- 1				
1- 8	0- 1	0- 1	AWAY	0- 3	1- 3	1- 1				
0- 0	0- 0	0- 0	NEUTRAL	0- 0	0- 0	0- 0				

RPI 1-25				RPI 26-50				RPI 51-100				RPI 101+ Team's RPI: 220			
RPI	S	Opponent	Score	RPI	S	Opponent	Score	RPI	S	Opponent	Score	RPI	S	Opponent	Score
16	A	Buffalo	71 85	36	A	Ball St.	65 97	52	H	FGCU	63 82	114	H	Northern Ill.	61 84
16	H	Buffalo	66 89	36	H	Ball St.	61 74	56	N	Harvard	63 76	122	A	Western Mich.	60 76
20	H	Maryland	54 75					67	A	Toledo	54 60	122	H	Western Mich.	51 59
23	H	Central Mich.	86 95					71	A	Duquesne	60 66	154	H	Youngstown St.	75 58
								80	A	Miami (OH)	67 75	159	A	Kent St.	55 60
								80	H	Miami (OH)	50 77	159	H	Kent St.	75 60
								88	A	Bucknell	52 63	162	N	SIUE	59 58
								90	A	Ohio	67 70	210	A	Bowling Green	63 84
												210	H	Bowling Green	64 66
												214	A	Eastern Mich.	77 65
												290	H	Southeastern La.	66 54
												312	H	Eastern Ky.	62 45
												340	H	Winthrop	69 43

LAST 12 Division I GAMES:															
210	A	Bowling Green	63 84	122	A	Western Mich.	60 76								
159	A	Kent St.	55 60	36	A	Ball St.	65 97								
80	H	Miami (OH)	50 77	159	H	Kent St.	75 60								
16	A	Buffalo	71 85	122	H	Western Mich.	51 59								
214	A	Eastern Mich.	77 65	23	H	Central Mich.	86 95								
114	H	Northern Ill.	61 84	80	A	Miami (OH)	67 75								

Non-Div I Games: Ohio Christian 93 33

Akron

Loss,
Non-Conf,
S Site,
H Home
A Away
N Neutral

Average RPI Win:	318	WON-LOST	WINNING	LAST 10	STRENGTH OF	OPP. STRENGTH	TEAM	ADJ.	CONF.	ADJ CONF.
Average RPI Loss:	224	RECORD	PCT. RANK	GAMES	SCHEDULE	OF SCHEDULE	RPI	RPI	RPI	RPI
DIV. I ONLY	10- 17	242	2- 8	348	345	317	317	32	32	
DIV. I NON-CONF.	5- 6	187	0- 0	305	338	238	238	32	32	

TOTALS	RPI 1-25	RPI 26-50	W-L RECORDS	RPI 51-100	RPI 101-999	RPI 201+				
10- 17	0- 0	0- 0	OVERALL	0- 2	10- 15	10- 11				
5- 5	0- 0	0- 0	HOME	0- 0	5- 5	5- 4				
5- 11	0- 0	0- 0	AWAY	0- 0	5- 6	5- 5				
0- 1	0- 0	0- 0	NEUTRAL	0- 0	0- 1	0- 0				
5- 6	0- 0	0- 0	NON-CONFERENCE	0- 2	5- 4	5- 2				
2- 1	0- 0	0- 0	HOME	0- 0	2- 1	2- 1				
3- 4	0- 0	0- 0	AWAY	0- 2	3- 2	3- 1				
0- 1	0- 0	0- 0	NEUTRAL	0- 0	0- 1	0- 0				
5- 11	0- 0	0- 0	CONFERENCE	0- 0	5- 11	5- 9				
3- 4	0- 0	0- 0	HOME	0- 0	3- 4	3- 3				
2- 7	0- 0	0- 0	AWAY	0- 0	2- 7	2- 6				
0- 0	0- 0	0- 0	NEUTRAL	0- 0	0- 0	0- 0				

RPI 1-25				RPI 26-50				RPI 51-100				RPI 101+				Team's RPI: 317
RPI	S	Opponent	Score	RPI	S	Opponent	Score	RPI	S	Opponent	Score	RPI	S	Opponent	Score	
								84	A	UAB	58	85				
								85	A	Alabama	32	90				
												145	N	Hartford	47	56
												174	A	Southern U.	62	77
												174	H	Southern U.	46	58
												180	A	Jacksonville St.	33	49
												227	A	Grambling	49	78
												234	A	Texas Southern	43	60
												234	H	Texas Southern	49	55
												242	H	Austin Peay	52	55
												252	A	Prairie View	73	84
												252	H	Prairie View	48	55
												264	A	Lipscomb	50	66
												289	H	Murray St.	71	54
												290	A	Southeastern La.	76	74
												297	A	Alcorn	52	57
												297	H	Alcorn	74	63
												306	A	Alabama St.	78	69
												306	H	Alabama St.	44	55
												309	A	FIU	58	51
												320	A	Jackson St.	43	59
												330	A	Tennessee St.	77	75
												331	A	Ark.-Pine Bluff	48	57
												331	H	Ark.-Pine Bluff	52	49
												338	A	Mississippi Val.	57	49
												338	H	Mississippi Val.	65	48
												349	H	Evansville	70	56
LAST 12 Division I GAMES:																
				252	A	Prairie View	73	84	331	A	Ark.-Pine Bluff	48	57			
				234	A	Texas Southern	43	60	252	H	Prairie View	48	55			
				174	H	Southern U.	46	58	234	H	Texas Southern	49	55			
				297	H	Alcorn	74	63	174	A	Southern U.	62	77			
				306	H	Alabama St.	44	55	297	A	Alcorn	52	57			
				338	A	Mississippi Val.	57	49	306	A	Alabama St.	78	69			

Non-Div I Games:

Alabama A&M

■ Loss,
 ■ Non-Conf,
 ■ S Site,
 ■ Home
 ■ A Away
 N Neutral

Average RPI Win: 299	WON-LOST RECORD	WINNING PCT. RANK	LAST 10 GAMES	STRENGTH OF SCHEDULE	OPP. STRENGTH OF SCHEDULE	TEAM RPI	ADJ. RPI	CONF. RPI	ADJ CONF. RPI
Average RPI Loss: 192									
DIV. I ONLY	7- 19	286	4- 6	263	336	306	306	32	32
DIV. I NON-CONF.	1- 9	318	0- 0	38	154	262	262	32	32

TOTALS	RPI 1-25	RPI 26-50	W-L RECORDS	RPI 51-100	RPI 101-999	RPI 201+			
7- 19	0- 2	0- 1	OVERALL	0- 1	7- 15	6- 10			
5- 5	0- 0	0- 0	HOME	0- 0	5- 5	4- 3			
2- 13	0- 2	0- 1	AWAY	0- 1	2- 9	2- 7			
0- 1	0- 0	0- 0	NEUTRAL	0- 0	0- 1	0- 0			
1- 9	0- 2	0- 1	NON-CONFERENCE	0- 1	1- 5	1- 1			
1- 2	0- 0	0- 0	HOME	0- 0	1- 2	1- 0			
0- 6	0- 2	0- 1	AWAY	0- 1	0- 2	0- 1			
0- 1	0- 0	0- 0	NEUTRAL	0- 0	0- 1	0- 0			
6- 10	0- 0	0- 0	CONFERENCE	0- 0	6- 10	5- 9			
4- 3	0- 0	0- 0	HOME	0- 0	4- 3	3- 3			
2- 7	0- 0	0- 0	AWAY	0- 0	2- 7	2- 6			
0- 0	0- 0	0- 0	NEUTRAL	0- 0	0- 0	0- 0			

RPI 1-25				RPI 26-50				RPI 51-100				RPI 101+ Team's RPI: 306			
RPI	S	Opponent	Score	RPI	S	Opponent	Score	RPI	S	Opponent	Score	RPI	S	Opponent	Score
9	A	Tennessee	51 104	49	A	Miami (FL)	31 79	84	A	UAB	44 61	110	N	SFA	50 77
17	A	South Carolina	31 99									163	H	South Ala.	47 59
												167	H	Troy	63 93
												170	A	Samford	39 58
												174	A	Southern U.	58 66
												174	H	Southern U.	58 56
												205	A	Southern Miss.	35 72
												227	A	Grambling	71 93
												234	A	Texas Southern	48 76
												234	H	Texas Southern	39 71
												252	A	Prairie View	63 69
												252	H	Prairie View	70 68
												297	A	Alcorn	41 73
												297	H	Alcorn	57 65
												317	A	Alabama A&M	55 44
												317	H	Alabama A&M	69 78
												320	A	Jackson St.	61 70
												331	A	Ark. -Pine Bluff	53 55
												331	H	Ark. -Pine Bluff	63 54
												338	A	Mississippi Val.	70 62
												338	H	Mississippi Val.	76 41
												343	H	Savannah St.	81 61
LAST 12 Division I GAMES:															
234	A	Texas Southern	48 76	338	A	Mississippi Val.	70 62								
252	A	Prairie View	63 69	234	H	Texas Southern	39 71								
297	H	Alcorn	57 65	252	H	Prairie View	70 68								
174	H	Southern U.	58 56	297	A	Alcorn	41 73								
317	A	Alabama A&M	55 44	174	A	Southern U.	58 66								
331	A	Ark. -Pine Bluff	53 55	317	H	Alabama A&M	69 78								

Non-Div I Games: Mobile 61 50

Alabama St.

■ Loss,
 ■ Non-Conf,
 ■ S Site,
 ■ Home
 ■ A Away
 N Neutral

Average RPI Win:	218	WON-LOST	WINNING	LAST 10	STRENGTH OF	OPP. STRENGTH	TEAM	ADJ.	CONF.	ADJ CONF.
Average RPI Loss:	131	RECORD	PCT. RANK	GAMES	SCHEDULE	OF SCHEDULE	RPI	RPI	RPI	RPI
DIV. I ONLY	23- 6	27	7- 3	231	227	77	77	20	20	
DIV. I NON-CONF.	11- 2	22	0- 0	224	155	63	63	24	24	

TOTALS	RPI 1-25	RPI 26-50	W-L RECORDS	RPI 51-100	RPI 101-999	RPI 201+				
23- 6	0- 1	0- 0	OVERALL	2- 2	21- 3	11- 1				
12- 1	0- 0	0- 0	HOME	2- 1	10- 0	5- 0				
9- 5	0- 1	0- 0	AWAY	0- 1	9- 3	6- 1				
2- 0	0- 0	0- 0	NEUTRAL	0- 0	2- 0	0- 0				
11- 2	0- 1	0- 0	NON-CONFERENCE	1- 1	10- 0	6- 0				
4- 1	0- 0	0- 0	HOME	1- 1	3- 0	2- 0				
5- 1	0- 1	0- 0	AWAY	0- 0	5- 0	4- 0				
2- 0	0- 0	0- 0	NEUTRAL	0- 0	2- 0	0- 0				
12- 4	0- 0	0- 0	CONFERENCE	1- 1	11- 3	5- 1				
8- 0	0- 0	0- 0	HOME	1- 0	7- 0	3- 0				
4- 4	0- 0	0- 0	AWAY	0- 1	4- 3	2- 1				
0- 0	0- 0	0- 0	NEUTRAL	0- 0	0- 0	0- 0				

RPI 1-25				RPI 26-50				RPI 51-100				RPI 101+			
RPI	S	Opponent	Score	RPI	S	Opponent	Score	RPI	S	Opponent	Score	RPI	S	Opponent	Score
20	A	Maryland	58 91					69	H	St. John's (NY)	66 71	108	H	Dartmouth	76 61
								75	A	Maine	69 74	114	N	Northern Ill.	97 91
								75	H	Maine	68 54	145	A	Hartford	55 70
								79	H	Fordham	59 52	145	H	Hartford	66 53
												152	A	Binghamton	57 53
												152	H	Binghamton	63 46
												156	N	Southern Ill.	68 57
												178	A	Stony Brook	72 68
												178	H	Stony Brook	64 58
												184	A	New Hampshire	68 74
												184	H	New Hampshire	66 53
												195	A	Siena	78 63
												233	A	Holy Cross	65 56
												248	H	St. Bonaventure	69 52
												259	A	Manhattan	62 56
												291	A	Vermont	57 62
												291	H	Vermont	67 55
												293	A	Monmouth	68 44
												296	A	Central Conn. St.	72 60
												324	A	UMBC	78 75
												324	H	UMBC	79 45
												333	H	Wagner	89 44
												348	A	UMass Lowell	61 52
												348	H	UMass Lowell	93 60
LAST 12 Division I GAMES:															
75	A	Maine	69 74	184	A	New Hampshire	68 74								
152	A	Binghamton	57 53	178	H	Stony Brook	64 58								
324	H	UMBC	79 45	291	H	Vermont	67 55								
145	H	Hartford	66 53	324	A	UMBC	78 75								
291	A	Vermont	57 62	348	A	UMass Lowell	61 52								
348	H	UMass Lowell	93 60	152	H	Binghamton	63 46								

Non-Div I Games:

Albany (NY)

Loss,
Non-Conf,
S Site,
H Home
A Away
N Neutral

Average RPI Win: 309

Average RPI Loss: 211

WON-LOST
RECORDWINNING
PCT. RANKLAST 10
GAMESSTRENGTH OF
SCHEDULEOPP. STRENGTH
OF SCHEDULETEAM
RPIADJ.
RPICONF.
RPIADJ CONF.
RPIDIV. I ONLY
DIV. I NON-CONF.8- 16
1- 7260
3104- 6
0- 0323
111349
317297
264297
26432
3232
32

TOTALS

RPI 1-25

RPI 26-50

W-L RECORDS

RPI 51-100

RPI 101-999

RPI 201+

8- 16

0- 0

0- 0

OVERALL

0- 0

8- 16

8- 8

3- 4

0- 0

0- 0

HOME

0- 0

3- 4

3- 3

5- 10

0- 0

0- 0

AWAY

0- 0

5- 4

5- 2

0- 2

0- 0

0- 0

NEUTRAL

0- 0

0- 2

0- 0

1- 7

0- 0

0- 0

NON-CONFERENCE

0- 0

1- 7

1- 1

0- 0

0- 0

0- 0

HOME

0- 0

0- 0

0- 0

1- 5

0- 0

0- 0

AWAY

0- 0

1- 5

1- 1

0- 2

0- 0

0- 0

NEUTRAL

0- 0

0- 2

0- 0

7- 9

0- 0

0- 0

CONFERENCE

0- 0

7- 9

7- 7

3- 4

0- 0

0- 0

HOME

0- 0

3- 4

3- 3

4- 5

0- 0

0- 0

AWAY

0- 0

4- 5

4- 4

0- 0

0- 0

0- 0

NEUTRAL

0- 0

0- 0

0- 0

RPI 1-25

RPI 26-50

RPI 51-100

RPI 101+

Team's RPI: 297

RPI S Opponent Score

RPI S Opponent Score

RPI S Opponent Score

RPI S Opponent Score

110 N SFA 79 83

121 A Central Ark. 52 75

133 A Wi chi ta St. 46 87

136 A Loui si ana Tech 50 87

158 A Loui si ana 47 67

174 A Southern U. 56 64

174 H Southern U. 55 75

179 N Oral Roberts 52 76

205 A Southern Miss. 67 72

227 A Grambl ing 51 68

227 H Grambl ing 68 75

234 A Texas Southern 57 91

252 A Prai rie View 73 72

290 A Southeastern La. 84 77

306 A Al abama St. 65 57

306 H Al abama St. 73 41

317 A Al abama A&M 63 74

317 H Al abama A&M 57 52

320 A Jackson St. 69 94

320 H Jackson St. 51 74

331 A Ark. -Pi ne Bl uff 80 77

331 H Ark. -Pi ne Bl uff 76 58

338 A Mi ssi ssi ppi Val . 76 70

338 H Mi ssi ssi ppi Val . 61 62

LAST 12 Di vi si on I GAMES:

174 H Southern U. 55 75 320 A Jackson St. 69 94

306 A Al abama St. 65 57 174 A Southern U. 56 64

317 A Al abama A&M 63 74 306 H Al abama St. 73 41

331 H Ark. -Pi ne Bl uff 76 58 317 H Al abama A&M 57 52

338 H Mi ssi ssi ppi Val . 61 62 331 A Ark. -Pi ne Bl uff 80 77

227 A Grambl ing 51 68 338 A Mi ssi ssi ppi Val . 76 70

Non-Di v I Games:

Tougal oo

76 64

Blue Mountain (MS) 76

35

LeMoyne-Owen

81 54

Alcorn

Loss, Non-Conf, S Site, H Home A Away N Neutral

Average RPI Win:	208	WON-LOST	WINNING	LAST 10	STRENGTH OF	OPP. STRENGTH	TEAM	ADJ.	CONF.	ADJ CONF.
Average RPI Loss:	87	RECORD	PCT. RANK	GAMES	SCHEDULE	OF SCHEDULE	RPI	RPI	RPI	RPI
DIV. I ONLY	23- 6	27	8- 2	178	159	60	60	15	15	
DIV. I NON-CONF.	7- 4	102	0- 0	221	106	104	104	18	18	

TOTALS	RPI 1-25	RPI 26-50	W-L RECORDS	RPI 51-100	RPI 101-999	RPI 201+				
23- 6	0- 0	0- 1	OVERALL	3- 2	20- 3	16- 0				
13- 0	0- 0	0- 0	HOME	3- 0	10- 0	7- 0				
10- 5	0- 0	0- 0	AWAY	0- 2	10- 3	9- 0				
0- 1	0- 0	0- 1	NEUTRAL	0- 0	0- 0	0- 0				
7- 4	0- 0	0- 1	NON-CONFERENCE	1- 0	6- 3	4- 0				
4- 0	0- 0	0- 0	HOME	1- 0	3- 0	1- 0				
3- 3	0- 0	0- 0	AWAY	0- 0	3- 3	3- 0				
0- 1	0- 0	0- 1	NEUTRAL	0- 0	0- 0	0- 0				
16- 2	0- 0	0- 0	CONFERENCE	2- 2	14- 0	12- 0				
9- 0	0- 0	0- 0	HOME	2- 0	7- 0	6- 0				
7- 2	0- 0	0- 0	AWAY	0- 2	7- 0	6- 0				
0- 0	0- 0	0- 0	NEUTRAL	0- 0	0- 0	0- 0				

American

American

RPI S Opponent	Score	RPI S Opponent	Score	RPI S Opponent	Score	RPI S Opponent	Score
		27 N Villanova	60 65	81 A Navy	49 76	101 A George Washington	44 61
				81 H Navy	46 41	105 A George Mason	53 71
				86 H Penn St.	75 66	117 A Delaware	56 72
				88 A Bucknell I	52 57	154 H Youngstown St.	78 72
				88 H Bucknell I	68 58	161 A Army West Point	64 46
						161 H Army West Point	71 63
						171 H Denver	66 53
						202 A Lehigh	60 44
						202 H Lehigh	82 64
						209 A Tulsa	72 67
						217 A Boston U.	61 54
						217 H Boston U.	66 50
						231 A Loyol a Maryl and	71 58
						231 H Loyol a Maryl and	69 56
						233 A Holy Cross	68 63
						233 H Holy Cross	72 57
						243 H La Salle	66 48
						244 A Lafayette	74 67
						244 H Lafayette	74 66
						282 A Col gate	77 55
						282 H Col gate	67 44
						291 A Vermont	64 62
						324 A UMBC	61 48
LAST 12 Division I GAMES:							
		81 A Navy	49 76	231 H Loyol a Maryl and	69 56		
		88 A Bucknell I	52 57	161 H Army West Point	71 63		
		233 H Holy Cross	72 57	282 H Col gate	67 44		
		244 H Lafayette	74 66	233 A Holy Cross	68 63		
		217 A Boston U.	61 54	244 A Lafayette	74 67		
		202 A Lehigh	60 44	217 H Boston U.	66 50		

Non-Div I Games:

American

Average RPI Win:	274	WON-LOST	WINNING	LAST 10	STRENGTH OF	OPP. STRENGTH	TEAM	ADJ.	CONF.	ADJ CONF.
Average RPI Loss:	149	RECORD	PCT. RANK	GAMES	SCHEDULE	OF SCHEDULE	RPI	RPI	RPI	RPI
DIV. I ONLY	7- 21	297	2- 8	144	258	271	271	22	22	
DIV. I NON-CONF.	2- 9	295	0- 0	152	194	260	260	23	23	

TOTALS	RPI 1-25	RPI 26-50	W-L RECORDS	RPI 51-100	RPI 101-999	RPI 201+				
7- 21	0- 0	0- 0	OVERALL	0- 2	7- 19	6- 3				
4- 8	0- 0	0- 0	HOME	0- 2	4- 6	3- 0				
3- 13	0- 0	0- 0	AWAY	0- 0	3- 6	3- 2				
0- 0	0- 0	0- 0	NEUTRAL	0- 0	0- 0	0- 0				
2- 9	0- 0	0- 0	NON-CONFERENCE	0- 2	2- 7	2- 1				
0- 4	0- 0	0- 0	HOME	0- 2	0- 2	0- 0				
2- 5	0- 0	0- 0	AWAY	0- 0	2- 5	2- 1				
0- 0	0- 0	0- 0	NEUTRAL	0- 0	0- 0	0- 0				
5- 12	0- 0	0- 0	CONFERENCE	0- 0	5- 12	4- 2				
4- 4	0- 0	0- 0	HOME	0- 0	4- 4	3- 0				
1- 8	0- 0	0- 0	AWAY	0- 0	1- 8	1- 2				
0- 0	0- 0	0- 0	NEUTRAL	0- 0	0- 0	0- 0				

RPI 1-25				RPI 26-50				RPI 51-100				RPI 101+				Team's RPI: 271
RPI	S	Opponent	Score	RPI	S	Opponent	Score	RPI	S	Opponent	Score	RPI	S	Opponent	Score	
								62	H	Georgi a Tech	41 75	102	A	Little Rock	35 61	
								84	H	UAB	59 70	102	H	Little Rock	40 52	
												104	A	Wake Forest	49 78	
												111	A	North Carolina	43 56	
												113	H	ETSU	57 70	
												137	A	Radford	40 61	
												143	A	Texas St.	50 92	
												143	H	Texas St.	54 69	
												158	A	Louisiana	45 61	
												163	A	South Ala.	52 54	
												163	H	South Ala.	57 56	
												167	A	Troy	74 81	
												167	H	Troy	64 93	
												168	A	UT Arlington	48 49	
												168	H	UT Arlington	60 64	
												172	A	N. C. A&T	56 81	
												185	H	Davi dson	57 59	
												212	A	Arkansas St.	52 69	
												212	H	Arkansas St.	68 66	
												232	A	UNC Asheville	60 69	
												235	A	Coastal Caro.	68 73	
												272	A	Col. of Charleston	76 70	
												302	A	Marshall	56 54	
												307	H	Georgi a St.	77 62	
												326	H	Ga. Southern	87 56	
												337	A	La. -Monroe	71 67	
LAST 12 Division I GAMES:																
				102	A	Little Rock	35 61	168	A	UT Arlington	48 49					
				212	A	Arkansas St.	52 69	212	H	Arkansas St.	68 66					
				167	H	Troy	64 93	102	H	Little Rock	40 52					
				163	H	South Ala.	57 56	163	A	South Ala.	52 54					
				235	A	Coastal Caro.	68 73	167	A	Troy	74 81					
				143	A	Texas St.	50 92	326	H	Ga. Southern	87 56					

Non-Div I Games:

Appalachian St.

Average RPI	Win:	161	WON-LOST	WINNING	LAST 10	STRENGTH OF	OPP. STRENGTH	TEAM	ADJ.	CONF.	ADJ CONF.
Average RPI	Loss:	25	RECORD	PCT. RANK	GAMES	SCHEDULE	OF SCHEDULE	RPI	RPI	RPI	RPI
DIV. I ONLY		19- 11		100	5- 5	33	44	57	57	5	5
DIV. I NON-CONF.		9- 3		61	0- 0	89	49	54	54	3	3

TOTALS	RPI 1-25		RPI 26-50		W-L RECORDS	RPI 51-100		RPI 101-999		RPI 201+	
19- 11	2- 7		2- 3		OVERALL	1- 1		14- 0		7- 0	
13- 3	2- 1		1- 1		HOME	0- 1		10- 0		5- 0	
5- 6	0- 4		1- 2		AWAY	1- 0		3- 0		1- 0	
1- 2	0- 2		0- 0		NEUTRAL	0- 0		1- 0		1- 0	
9- 3	1- 3		0- 0		NON-CONFERENCE	0- 0		8- 0		5- 0	
7- 0	1- 0		0- 0		HOME	0- 0		6- 0		4- 0	
1- 1	0- 1		0- 0		AWAY	0- 0		1- 0		0- 0	
1- 2	0- 2		0- 0		NEUTRAL	0- 0		1- 0		1- 0	
10- 8	1- 4		2- 3		CONFERENCE	1- 1		6- 0		2- 0	
6- 3	1- 1		1- 1		HOME	0- 1		4- 0		1- 0	
4- 5	0- 3		1- 2		AWAY	1- 0		2- 0		1- 0	
0- 0	0- 0		0- 0		NEUTRAL	0- 0		0- 0		0- 0	

RPI 1-25				RPI 26-50				RPI 51-100				RPI 101+			
RPI	S	Opponent	Score	RPI	S	Opponent	Score	RPI	S	Opponent	Score	RPI	S	Opponent	Score
3	N	Mississippi St.	57 65	33	A	Oregon St.	54 57	97	A	Utah	83 81	107	H	Washington St.	77 51
7	A	Florida St.	66 77	33	H	Oregon St.	60 64	97	H	Utah	56 58	132	A	Fresno St.	81 49
8	A	Oregon	64 74	39	A	Cal i forni a	57 42					138	H	Arkansas	89 43
8	H	Oregon	44 57	39	H	Cal i forni a	80 71					148	H	Idaho	77 33
10	A	UCLA	63 71	45	A	Southern Cal i forni a	62 77					149	A	Col orado	72 47
14	A	Stanford	50 74									149	H	Col orado	73 59
14	H	Stanford	73 66									196	H	Washi ngton	61 41
16	H	Buffalo	76 57									204	N	Col umbi a	72 48
22	N	Green Bay	48 61									247	H	UC Ri versi de	73 48
												269	H	UTSA	74 42
												275	A	Ari zona	69 45
												275	H	Ari zona	75 50
												278	H	Sacramento St.	106 58
												282	H	Col gate	65 54

LAST 12 Division I GAMES:															
33	H	Oregon St.	60 64	107	H	Washington St.	77 51								
8	H	Oregon	44 57	196	H	Washington	61 41								
275	A	Ari zona	69 45	39	A	Cal i forni a	57 42								
275	H	Ari zona	75 50	14	A	Stanford	50 74								
10	A	UCLA	63 71	149	H	Col orado	73 59								
45	A	Southern Cal i forni a	62 77	97	H	Utah	56 58								

Non-Div I Games:

Ari zona St.

Average RPI Win:	303	WON-LOST	WINNING	LAST 10	STRENGTH OF	OPP. STRENGTH	TEAM	ADJ.	CONF.	ADJ CONF.
Average RPI Loss:	216	RECORD	PCT. RANK	GAMES	SCHEDULE	OF SCHEDULE	RPI	RPI	RPI	RPI
DIV. I ONLY	5- 20	319	4- 6	302	342	331	331	32	32	
DIV. I NON-CONF.	0- 8	337	0- 0	167	81	332	332	32	32	

TOTALS	RPI 1-25	RPI 26-50	W-L RECORDS	RPI 51-100	RPI 101-999	RPI 201+				
5- 20	0- 1	0- 1	OVERALL	0- 1	5- 17	5- 14				
3- 5	0- 0	0- 0	HOME	0- 0	3- 5	3- 4				
2- 13	0- 0	0- 0	AWAY	0- 0	2- 0	2- 0				
0- 2	0- 0	0- 0	NEUTRAL	0- 0	0- 2	0- 1				
0- 8	0- 1	0- 1	NON-CONFERENCE	0- 1	0- 5	0- 4				
0- 0	0- 0	0- 0	HOME	0- 0	0- 0	0- 0				
0- 6	0- 1	0- 1	AWAY	0- 1	0- 3	0- 3				
0- 2	0- 0	0- 0	NEUTRAL	0- 0	0- 2	0- 1				
5- 12	0- 0	0- 0	CONFERENCE	0- 0	5- 12	5- 10				
3- 5	0- 0	0- 0	HOME	0- 0	3- 5	3- 4				
2- 7	0- 0	0- 0	AWAY	0- 0	2- 7	2- 6				
0- 0	0- 0	0- 0	NEUTRAL	0- 0	0- 0	0- 0				

RPI 1-25				RPI 26-50				RPI 51-100				RPI 101+				Team's RPI: 331
RPI	S	Opponent	Score	RPI	S	Opponent	Score	RPI	S	Opponent	Score	RPI	S	Opponent	Score	
15	A	Iowa	45 85	31	A	Dayton	43 81	63	A	Nebraska	52 73	174	A	Southern U.	46 59	
												174	H	Southern U.	52 71	
												187	N	Oakland	37 69	
												209	A	Tulsa	37 87	
												227	A	Grambling	63 73	
												227	H	Grambling	57 66	
												234	A	Texas Southern	52 58	
												234	H	Texas Southern	61 59	
												241	A	Texas Tech	47 74	
												242	A	Austin Peay	61 97	
												252	A	Prairie View	52 64	
												252	H	Prairie View	72 89	
												262	N	Towson	44 70	
												297	A	Alcorn	58 76	
												297	H	Alcorn	77 80	
												306	A	Alabama St.	54 63	
												306	H	Alabama St.	55 53	
												317	A	Alabama A&M	49 52	
												317	H	Alabama A&M	57 48	
												320	A	Jackson St.	66 60	
												320	H	Jackson St.	54 60	
												338	A	Mississippi Val.	64 59	
LAST 12 Division I GAMES:																
320	A	Jackson St.	66 60	306	H	Alabama St.	55 53									
227	A	Grambling	63 73	317	H	Alabama A&M	57 48									
234	H	Texas Southern	61 59	320	H	Jackson St.	54 60									
252	H	Prairie View	72 89	227	H	Grambling	57 66									
297	A	Alcorn	58 76	234	A	Texas Southern	52 58									
174	A	Southern U.	46 59	252	A	Prairie View	52 64									

Non-Div I Games: Tougalo 71 51 Philander Smith 81 73

Ark. -Pine Bluff

Loss,
Non-Conf, S Site,
H Home
A Away
N Neutral

Average RPI	Win:	183	WON-LOST	WINNING	LAST 10	STRENGTH OF	OPP. STRENGTH	TEAM	ADJ.	CONF.	ADJ CONF.
Average RPI	Loss:	70	RECORD	PCT. RANK	GAMES	SCHEDULE	OF SCHEDULE	RPI	RPI	RPI	RPI
DIV. I ONLY		13- 17	218	2- 8	71	57	138	138	2	2	
DIV. I NON-CONF.		9- 4	82	0- 0	186	228	85	85	2	2	

TOTALS	RPI 1-25		RPI 26-50		W-L RECORDS		RPI 51-100		RPI 101-999		RPI 201+
13- 17	0- 6		0- 2		OVERALL		2- 5		11- 4		5- 0
8- 7	0- 3		0- 1		HOME		0- 2		8- 1		4- 0
3- 10	0- 3		0- 1		AWAY		2- 3		1- 3		0- 0
2- 0	0- 0		0- 0		NEUTRAL		0- 0		2- 0		1- 0
9- 4	0- 0		0- 0		NON-CONFERENCE		0- 2		9- 2		5- 0
7- 0	0- 0		0- 0		HOME		0- 0		7- 0		4- 0
1- 4	0- 0		0- 0		AWAY		0- 2		1- 2		0- 0
1- 0	0- 0		0- 0		NEUTRAL		0- 0		1- 0		1- 0
4- 13	0- 6		0- 2		CONFERENCE		2- 3		2- 2		0- 0
1- 7	0- 3		0- 1		HOME		0- 2		1- 1		0- 0
2- 6	0- 3		0- 1		AWAY		2- 1		0- 1		0- 0
1- 0	0- 0		0- 0		NEUTRAL		0- 0		1- 0		0- 0

RPI	S	Opponent	Score	RPI	S	Opponent	Score	RPI	S	Opponent	Score	RPI	S	Opponent	Score	Team's RPI: 138
3	A	Mississippi St.	69 111	26	H	LSU	57 62	57	A	Arizona St.	43 89	144	A	Vanderbilt	73 78	
9	H	Tennessee	85 90	28	A	Georgia	65 78	63	A	Nebraska	69 80	144	N	Vanderbilt	88 76	
17	A	South Carolina	42 90					85	A	Alabama	74 66	153	H	Charlotte	73 72	
18	A	Missouri	54 88					85	H	Alabama	76 83	157	H	Ole Miss	73 72	
18	H	Missouri	58 84					90	A	Kentucky	57 78	166	H	Florida	51 65	
19	H	Texas A&M	60 104					90	H	Kentucky	65 76	168	H	UT Arlington	91 57	
								96	A	Auburn	68 58	169	A	Kansas	60 71	
												170	H	Samford	84 63	
												179	A	Oral Roberts	77 66	
												194	A	UTEP	61 64	
												209	H	Tulsa	67 41	
												219	N	New Mexico St.	69 60	
												227	H	Grambling	79 62	
												239	H	Abilene Christian	79 65	
												335	H	Sam Houston St.	65 54	

LAST 12 Division I GAMES:																
144	N	Vanderbilt	88 76	9	H	Tennessee	85 90	85	A	Alabama	74 66					
144	A	Vanderbilt	73 78	85	A	Alabama	74 66	90	H	Kentucky	65 76					
19	H	Texas A&M	60 104	17	A	South Carolina	42 90									
26	H	LSU	57 62	18	A	Missouri	54 88									
90	A	Kentucky	57 78	166	H	Florida	51 65									
18	H	Missouri	58 84													

Non-Div I Games:

Arkansas

Average RPI	Win:	252	WON-LOST	WINNING	LAST 10	STRENGTH OF	OPP. STRENGTH	TEAM	ADJ.	CONF.	ADJ CONF.
Average RPI	Loss:	142	RECORD	PCT. RANK	GAMES	SCHEDULE	OF SCHEDULE	RPI	RPI	RPI	RPI
DIV. I ONLY		14- 13		166	5- 5	276	175	212	212	22	22
DIV. I NON-CONF.		5- 6		187	0- 0	180	73	177	177	23	23

TOTALS	RPI 1-25		RPI 26-50		W-L RECORDS	RPI 51-100		RPI 101-999		RPI 201+	
14- 13	0- 1		0- 0		OVERALL	0- 2		14- 10		9- 3	
9- 5	0- 0		0- 0		HOME	0- 1		9- 4		6- 1	
5- 8	0- 1		0- 0		AWAY	0- 1		5- 6		3- 2	
0- 0	0- 0		0- 0		NEUTRAL	0- 0		0- 0		0- 0	
5- 6	0- 1		0- 0		NON-CONFERENCE	0- 2		5- 3		2- 1	
4- 1	0- 0		0- 0		HOME	0- 1		4- 0		2- 0	
1- 5	0- 1		0- 0		AWAY	0- 1		1- 3		0- 1	
0- 0	0- 0		0- 0		NEUTRAL	0- 0		0- 0		0- 0	
9- 7	0- 0		0- 0		CONFERENCE	0- 0		9- 7		7- 2	
5- 4	0- 0		0- 0		HOME	0- 0		5- 4		4- 1	
4- 3	0- 0		0- 0		AWAY	0- 0		4- 3		3- 1	
0- 0	0- 0		0- 0		NEUTRAL	0- 0		0- 0		0- 0	

RPI 1-25				RPI 26-50				RPI 51-100				RPI 101+				Team's RPI: 212
RPI	S	Opponent	Score	RPI	S	Opponent	Score	RPI	S	Opponent	Score	RPI	S	Opponent	Score	
13	A	South Fla.	55 98					54	A	Indiana	51 93	102	A	Little Rock	43 53	
								66	H	Belmont	52 83	102	H	Little Rock	58 64	
												143	H	Texas St.	55 67	
												157	A	Ole Miss	48 74	
												158	H	Louisiana	75 77	
												163	A	South Ala.	75 60	
												164	H	UT Martin	84 73	
												166	A	Florida	70 69	
												167	A	Troy	78 95	
												168	H	UT Arlington	85 80	
												175	A	Pittsburgh	47 87	
												194	H	UTEP	76 73	
												209	A	Tulsa	58 68	
												227	H	Grambling	76 56	
												235	A	Coastal Caro.	70 63	
												235	H	Coastal Caro.	65 73	
												271	A	Appalachian St.	66 68	
												271	H	Appalachian St.	69 52	
												307	A	Georgia St.	75 58	
												307	H	Georgia St.	76 63	
												326	A	Ga. Southern	71 62	
												326	H	Ga. Southern	69 48	
												330	H	Tennessee St.	68 62	
												337	H	La.-Monroe	76 62	
LAST 12 Division I GAMES:																
235	H	Coastal Caro.	65 73	307	H	Georgia St.	76 63									
271	H	Appalachian St.	69 52	271	A	Appalachian St.	66 68									
102	H	Little Rock	58 64	235	A	Coastal Caro.	70 63									
163	A	South Ala.	75 60	102	A	Little Rock	43 53									
167	A	Troy	78 95	168	H	UT Arlington	85 80									
326	H	Ga. Southern	69 48	143	H	Texas St.	55 67									

Non-Div I Games:

Arkansas St.

■ Loss,
 ■ Non-Conf,
 ■ S Site,
 ■ Home
 ■ A Away
 N Neutral

Average RPI Win:	231	WON-LOST	WINNING	LAST 10	STRENGTH OF	OPP. STRENGTH	TEAM	ADJ.	CONF.	ADJ CONF.
Average RPI Loss:	138	RECORD	PCT. RANK	GAMES	SCHEDULE	OF SCHEDULE	RPI	RPI	RPI	RPI
DIV. I ONLY	15- 13	156	7- 3	174	215	161	161	15	15	
DIV. I NON-CONF.	6- 4	122	0- 0	220	286	145	145	18	18	

TOTALS	RPI 1-25	RPI 26-50	W-L RECORDS	RPI 51-100	RPI 101-999	RPI 201+				
15- 13	0- 1	0- 0	OVERALL	0- 6	15- 6	12- 5				
8- 6	0- 0	0- 0	HOME	0- 3	8- 3	6- 2				
7- 7	0- 1	0- 0	AWAY	0- 3	7- 3	6- 3				
0- 0	0- 0	0- 0	NEUTRAL	0- 0	0- 0	0- 0				
6- 4	0- 1	0- 0	NON-CONFERENCE	0- 0	6- 3	3- 2				
4- 1	0- 0	0- 0	HOME	0- 0	4- 1	2- 0				
2- 3	0- 1	0- 0	AWAY	0- 0	2- 2	1- 2				
0- 0	0- 0	0- 0	NEUTRAL	0- 0	0- 0	0- 0				
9- 9	0- 0	0- 0	CONFERENCE	0- 6	9- 3	9- 3				
4- 5	0- 0	0- 0	HOME	0- 3	4- 2	4- 2				
5- 4	0- 0	0- 0	AWAY	0- 3	5- 1	5- 1				
0- 0	0- 0	0- 0	NEUTRAL	0- 0	0- 0	0- 0				

RPI 1-25				RPI 26-50				RPI 51-100				RPI 101+				Team's RPI: 161
RPI	S	Opponent	Score	RPI	S	Opponent	Score	RPI	S	Opponent	Score	RPI	S	Opponent	Score	
25	A	Marquette	53 83					60	A	American	63 71	108	H	Dartmouth	71 56	
								60	H	American	46 64	117	H	Delaware	59 70	
								81	A	Navy	44 70	128	A	Yale	82 65	
								81	H	Navy	46 55	152	H	Binghamton	73 61	
								88	A	Bucknell	36 60	202	A	Lehigh	55 59	
								88	H	Bucknell	55 75	202	H	Lehigh	55 50	
												217	A	Boston U.	48 47	
												217	H	Boston U.	59 60	
												231	A	Loyola Maryland	69 62	
												231	H	Loyola Maryland	62 47	
												233	A	Holy Cross	66 57	
												233	H	Holy Cross	62 70	
												244	A	Lafayette	65 60	
												244	H	Lafayette	48 39	
												253	A	St. Francis Brooklyn	52 73	
												277	H	LIU Brooklyn	71 37	
												282	A	Colgate	62 54	
												282	H	Colgate	69 49	
												286	A	Fairleigh Dickinson	56 58	
												298	A	Air Force	65 59	
												342	H	NJIT	79 49	

LAST 12 Division I GAMES:																
				88	H	Bucknell	55 75	244	H	Lafayette	48 39					
				217	A	Boston U.	48 47	60	A	American	63 71					
				282	H	Colgate	69 49	231	H	Loyola Maryland	62 47					
				202	H	Lehigh	55 50	282	A	Colgate	62 54					
				233	A	Holy Cross	66 57	202	A	Lehigh	55 59					
				81	H	Navy	46 55	233	H	Holy Cross	62 70					

Non-Div I Games: St. Joseph's (Brklyn) 107 46

Army West Point

Average RPI Win:	155	WON-LOST	WINNING	LAST 10	STRENGTH OF	OPP. STRENGTH	TEAM	ADJ.	CONF.	ADJ CONF.
Average RPI Loss:	56	RECORD	PCT. RANK	GAMES	SCHEDULE	OF SCHEDULE	RPI	RPI	RPI	RPI
DIV. I ONLY	13- 14	187	4- 6	42	35	96	96	2	2	
DIV. I NON-CONF.	8- 3	65	0- 0	183	127	81	81	2	2	

TOTALS	RPI 1-25	RPI 26-50	W-L RECORDS	RPI 51-100	RPI 101-999	RPI 201+				
13- 14	0- 6	1- 2	OVERALL	2- 4	10- 2	2- 0				
10- 3	0- 2	1- 0	HOME	1- 0	8- 1	2- 0				
2- 9	0- 4	0- 2	AWAY	1- 3	1- 0	0- 0				
1- 2	0- 0	0- 0	NEUTRAL	0- 1	1- 1	0- 0				
8- 3	0- 0	0- 0	NON-CONFERENCE	1- 2	7- 1	2- 0				
5- 0	0- 0	0- 0	HOME	0- 0	5- 0	2- 0				
2- 1	0- 0	0- 0	AWAY	1- 1	1- 0	0- 0				
1- 2	0- 0	0- 0	NEUTRAL	0- 1	1- 1	0- 0				
5- 11	0- 6	1- 2	CONFERENCE	1- 2	3- 1	0- 0				
5- 3	0- 2	1- 0	HOME	1- 0	3- 1	0- 0				
0- 8	0- 4	0- 2	AWAY	0- 2	0- 0	0- 0				
0- 0	0- 0	0- 0	NEUTRAL	0- 0	0- 0	0- 0				

RPI 1-25				RPI 26-50				RPI 51-100				Team's RPI : 96				RPI 101+			
RPI	S	Opponent	Score	RPI	S	Opponent	Score	RPI	S	Opponent	Score	RPI	S	Opponent	Score	RPI	S	Opponent	Score
3	A	Mississippi St.	61 82	26	A	LSU	56 59	54	A	Indiana	65 53	112	N	Georgetown	60 40				
9	A	Tennessee	59 70	26	H	LSU	70 62	74	A	Virginia Tech	63 72	136	H	Louisiana Tech	75 59				
17	A	South Carolina	63 71	28	A	Georgia	48 60	85	A	Alabama	60 70	138	H	Arkansas	58 68				
18	H	Missouri	51 59					85	H	Alabama	69 60	144	H	Vanderbilt	63 60				
19	A	Texas A&M	59 78					90	A	Kentucky	48 65	157	H	Ole Miss	60 55				
19	H	Texas A&M	73 82					98	N	Chattanooga	41 50	158	A	Louisiana	70 60				
												165	N	Northwestern	48 49				
												166	H	Florida	84 55				
												172	H	N. C. A&T	63 53				
												174	H	Southern U.	65 47				
												290	H	Southeastern La.	80 46				
												337	H	La. -Monroe	67 41				
LAST 12 Division I GAMES:																			
157	H	Ole Miss	60 55	19	A	Texas A&M	59 78	90	A	Kentucky	48 65								
3	A	Mississippi St.	61 82	85	A	Alabama	60 70	85	H	Alabama	69 60								
18	H	Missouri	51 59	28	A	Georgia	48 60	26	A	LSU	56 59								
144	H	Vanderbilt	63 60	26	H	LSU	70 62	138	H	Arkansas	58 68								

Non-Div I Games: Xavier (LA) 70 44

Auburn

Average RPI Win:	290	WON-LOST	WINNING	LAST 10	STRENGTH OF	OPP. STRENGTH	TEAM	ADJ.	CONF.	ADJ CONF.
Average RPI Loss:	168	RECORD	PCT. RANK	GAMES	SCHEDULE	OF SCHEDULE	RPI	RPI	RPI	RPI
DIV. I ONLY	14- 13	166	5- 5	337	282	242	242	25	25	
DIV. I NON-CONF.	5- 4	146	0- 0	329	294	223	223	27	27	

TOTALS	RPI 1-25	RPI 26-50	W-L RECORDS	RPI 51-100	RPI 101-999	RPI 201+				
14- 13	0- 0	0- 1	OVERALL	0- 2	14- 10	13- 3				
8- 4	0- 0	0- 0	HOME	0- 1	8- 3	7- 0				
6- 9	0- 0	0- 0	AWAY	0- 1	6- 1	6- 0				
0- 0	0- 0	0- 0	NEUTRAL	0- 0	0- 0	0- 0				
5- 4	0- 0	0- 1	NON-CONFERENCE	0- 1	5- 2	5- 1				
2- 1	0- 0	0- 0	HOME	0- 1	2- 0	2- 0				
3- 3	0- 0	0- 1	AWAY	0- 0	3- 2	3- 1				
0- 0	0- 0	0- 0	NEUTRAL	0- 0	0- 0	0- 0				
9- 9	0- 0	0- 0	CONFERENCE	0- 1	9- 8	8- 2				
6- 3	0- 0	0- 0	HOME	0- 0	6- 3	5- 0				
3- 6	0- 0	0- 0	AWAY	0- 1	3- 5	3- 2				
0- 0	0- 0	0- 0	NEUTRAL	0- 0	0- 0	0- 0				

RPI 1-25				RPI 26-50				RPI 51-100				RPI 101+ Team's RPI: 242			
RPI	S	Opponent	Score	RPI	S	Opponent	Score	RPI	S	Opponent	Score	RPI	S	Opponent	Score
				36	A	Ball St.	57 89	66	A	Belmont	75 78	123	A	Butler	54 75
								99	H	Western Ill.	68 81	162	A	SIUE	55 67
												162	H	SIUE	38 61
												164	A	UT Martin	66 100
												164	H	UT Martin	69 62
												180	A	Jacksonville St.	47 65
												180	H	Jacksonville St.	50 51
												186	H	Morehead St.	59 66
												224	A	Illinois	47 59
												225	A	Southeast Mo. St.	61 50
												225	H	Southeast Mo. St.	66 65
												255	A	Northern Ky.	53 52
												264	A	Lipscomb	71 63
												289	A	Murray St.	65 91
												289	H	Murray St.	75 69
												310	A	Tennessee Tech	59 63
												310	H	Tennessee Tech	53 52
												312	H	Eastern Ky.	59 45
												317	A	Alabama A&M	55 52
												330	A	Tennessee St.	75 59
												331	H	Ark.-Pine Bluff	97 61
												346	A	Eastern Ill.	75 66
												346	H	Eastern Ill.	69 59
												349	H	Evansville	82 73
LAST 12 Division I GAMES:															
				289	H	Murray St.	75 69	225	A	Southeast Mo. St.	61 50				
				162	A	SIUE	55 67	164	A	UT Martin	66 100				
				180	H	Jacksonville St.	50 51	186	H	Morehead St.	59 66				
				310	H	Tennessee Tech	53 52	312	H	Eastern Ky.	59 45				
				346	A	Eastern Ill.	75 66	66	A	Belmont	75 78				
				289	A	Murray St.	65 91	330	A	Tennessee St.	75 59				

Non-Div I Games: Christian Bros. 73 50 Trevecca Nazarene 80 72

Austin Peay

■ Loss,
 ■ Non-Conf, S Site,
 ■ Home
 ■ Away
 N Neutral

Average RPI Win:	216	WON-LOST	WINNING	LAST 10	STRENGTH OF	OPP. STRENGTH	TEAM	ADJ.	CONF.	ADJ CONF.
Average RPI Loss:	121	RECORD	PCT. RANK	GAMES	SCHEDULE	OF SCHEDULE	RPI	RPI	RPI	RPI
DIV. I ONLY	16- 13	140	5- 5	164	123	140	140	14	14	
DIV. I NON-CONF.	5- 6	187	0- 0	182	121	204	204	11	11	

TOTALS	RPI 1-25	RPI 26-50	W-L RECORDS	RPI 51-100	RPI 101-999	RPI 201+				
16- 13	0- 0	0- 5	OVERALL	2- 1	14- 7	9- 1				
11- 4	0- 0	0- 2	HOME	2- 0	9- 2	6- 1				
5- 9	0- 0	0- 3	AWAY	0- 1	5- 5	3- 0				
0- 0	0- 0	0- 0	NEUTRAL	0- 0	0- 0	0- 0				
5- 6	0- 0	0- 3	NON-CONFERENCE	1- 0	4- 3	3- 1				
4- 2	0- 0	0- 1	HOME	1- 0	3- 1	3- 1				
1- 4	0- 0	0- 2	AWAY	0- 0	1- 2	0- 0				
0- 0	0- 0	0- 0	NEUTRAL	0- 0	0- 0	0- 0				
11- 7	0- 0	0- 2	CONFERENCE	1- 1	10- 4	6- 0				
7- 2	0- 0	0- 1	HOME	1- 0	6- 1	3- 0				
4- 5	0- 0	0- 1	AWAY	0- 1	4- 3	3- 0				
0- 0	0- 0	0- 0	NEUTRAL	0- 0	0- 0	0- 0				

RPI 1-25				RPI 26-50				RPI 51-100				RPI 101+				Team's RPI: 140	
RPI	S	Opponent	Score	RPI	S	Opponent	Score	RPI	S	Opponent	Score	RPI	S	Opponent	Score		
				28	H	Georgi a	63 79	72	A	Saint Mary's (CA)	49 57	120	A	Col orado St.	54 56		
				37	A	Northern Colo.	74 79	72	H	Saint Mary's (CA)	63 54	131	A	San Franci sco	73 76		
				39	A	Cal i forni a	45 70	97	H	Utah	77 68	131	H	San Franci sco	70 66		
				40	A	Gonzaga	37 62					134	A	Loyol a Marymount	67 55		
				40	H	Gonzaga	70 84					134	H	Loyol a Marymount	62 52		
LAST 12 Division I GAMES:																	
				40	A	Gonzaga	37 62	40	H	Gonzaga	70 84						
				313	H	Portland	73 35	134	H	Loyol a Marymount	62 52						
				188	H	San Di ego	60 66	190	A	Paci fi c	76 83						
				246	H	Pepperdi ne	78 43	72	H	Saint Mary's (CA)	63 54						
				131	A	San Franci sco	73 76	188	A	San Di ego	69 70						
				283	A	Santa Clara	55 34	134	A	Loyol a Marymount	67 55						

Non-Div I Games:

BYU

Average RPI Win:	158	WON-LOST	WINNING	LAST 10	STRENGTH OF	OPP. STRENGTH	TEAM	ADJ.	CONF.	ADJ CONF.
Average RPI Loss:	44	RECORD	PCT. RANK	GAMES	SCHEDULE	OF SCHEDULE	RPI	RPI	RPI	RPI
DIV. I ONLY	22- 5	19	8- 2	109	85	36	36	7	7	
DIV. I NON-CONF.	10- 0	1	0- 0	170	105	19	19	8	8	

TOTALS	RPI 1-25	RPI 26-50	W-L RECORDS	RPI 51-100	RPI 101-999	RPI 201+				
22- 5	0- 3	1- 0	OVERALL	4- 2	17- 0	9- 0				
13- 2	0- 2	1- 0	HOME	3- 0	9- 0	6- 0				
9- 3	0- 1	0- 0	AWAY	1- 2	8- 0	3- 0				
0- 0	0- 0	0- 0	NEUTRAL	0- 0	0- 0	0- 0				
10- 0	0- 0	1- 0	NON-CONFERENCE	2- 0	7- 0	4- 0				
6- 0	0- 0	1- 0	HOME	1- 0	4- 0	3- 0				
4- 0	0- 0	0- 0	AWAY	1- 0	3- 0	1- 0				
0- 0	0- 0	0- 0	NEUTRAL	0- 0	0- 0	0- 0				
12- 5	0- 3	0- 0	CONFERENCE	2- 2	10- 0	5- 0				
7- 2	0- 2	0- 0	HOME	2- 0	5- 0	3- 0				
5- 3	0- 1	0- 0	AWAY	0- 2	5- 0	2- 0				
0- 0	0- 0	0- 0	NEUTRAL	0- 0	0- 0	0- 0				

RPI 1-25				RPI 26-50				RPI 51-100				RPI 101+			
RPI	S	Opponent	Score	RPI	S	Opponent	Score	RPI	S	Opponent	Score	RPI	S	Opponent	Score
16	H	Buffalo	80 84	43	H	Western Ky.	93 81	55	A	Purdue	66 60	114	A	Northern Ill.	72 50
23	A	Central Mich.	80 88					67	A	Toledo	66 72	114	H	Northern Ill.	81 72
23	H	Central Mich.	65 69					67	H	Toledo	78 73	116	A	Cleveland St.	76 64
								80	H	Miami (OH)	86 61	122	A	Western Mich.	81 71
								90	A	Ohio	76 80	122	H	Western Mich.	85 58
								92	H	Missouri St.	70 58	123	H	Butler	87 75
												144	A	Vanderbilt	88 79
												159	A	Kent St.	79 58
												210	A	Bowling Green	84 73
												210	H	Bowling Green	82 41
												214	H	Eastern Mich.	91 85
												220	A	Akron	74 61
												220	H	Akron	97 65
												225	H	Southeast Mo. St.	69 56
												242	H	Austin Peay	89 57
												264	H	Lipscomb	84 46
												330	A	Tennessee St.	85 65

LAST 12 Division I GAMES:															
23	A	Central Mich.	80 88	90	A	Ohio	76 80	220	H	Akron	97 65				
67	H	Toledo	78 73	114	H	Northern Ill.	81 72	210	H	Bowling Green	82 41				
122	H	Western Mich.	85 58	159	A	Kent St.	79 58	67	A	Toledo	66 72				
114	A	Northern Ill.	72 50												
122	A	Western Mich.	81 71												
214	H	Eastern Mich.	91 85												

Non-Div I Games: Oakland City 126 55

Ball St.

Average RPI	Win: 113	WON-LOST	WINNING	LAST 10	STRENGTH OF	OPP. STRENGTH	TEAM	ADJ.	CONF.	ADJ CONF.
Average RPI	Loss: 10	RECORD	PCT. RANK	GAMES	SCHEDULE	OF SCHEDULE	RPI	RPI	RPI	RPI
DIV. I ONLY	28- 1	3	10- 0	32	21	4	4	4	4	
DIV. I NON-CONF.	10- 1	15	0- 0	73	61	12	12	5	5	

TOTALS	RPI 1-25	RPI 26-50	W-L RECORDS	RPI 51-100	RPI 101-999	RPI 201+				
28- 1	3- 1	2- 0	OVERALL	12- 0	11- 0	5- 0				
16- 0	2- 0	1- 0	HOME	6- 0	7- 0	3- 0				
10- 1	1- 1	1- 0	AWAY	4- 0	4- 0	2- 0				
2- 0	0- 0	0- 0	NEUTRAL	2- 0	0- 0	0- 0				
10- 1	1- 1	0- 0	NON-CONFERENCE	4- 0	5- 0	3- 0				
7- 0	1- 0	0- 0	HOME	2- 0	4- 0	2- 0				
1- 1	0- 1	0- 0	AWAY	0- 0	1- 0	1- 0				
2- 0	0- 0	0- 0	NEUTRAL	2- 0	0- 0	0- 0				
18- 0	2- 0	2- 0	CONFERENCE	8- 0	6- 0	2- 0				
9- 0	1- 0	1- 0	HOME	4- 0	3- 0	1- 0				
9- 0	1- 0	1- 0	AWAY	4- 0	3- 0	1- 0				
0- 0	0- 0	0- 0	NEUTRAL	0- 0	0- 0	0- 0				

RPI	S	Opponent	Score	RPI	S	Opponent	Score	RPI	S	Opponent	Score	RPI	S	Opponent	Score
10	A	UCLA	68 82	30	A	Okl ahoma	74 52	51	A	Okl ahoma St.	87 45	109	A	Iowa St.	79 50
11	A	Texas	93 87	30	H	Okl ahoma	74 65	51	H	Okl ahoma St.	77 64	109	H	Iowa St.	89 49
11	H	Texas	81 56					62	N	Georgi a Tech	80 57	121	H	Central Ark.	86 55
14	H	Stanford	81 57					65	A	West Vi rgi ni a	83 72	169	A	Kansas	83 48
								65	H	West Vi rgi ni a	80 54	169	H	Kansas	88 51
								78	A	TCU	85 53	183	H	North Dakota	105 43
								78	H	TCU	83 63	230	A	Ni choll s St.	85 43
								90	H	Kentucky	90 63	241	A	Texas Tech	90 44
								92	N	Missouri St.	100 58	241	H	Texas Tech	97 49
								93	A	Kansas St.	88 58	280	H	McNeese	95 34
								93	H	Kansas St.	75 50	314	H	Coppin St.	100 54
								94	H	Lamar Uni versi ty	121 62				
LAST 12 Di vi si on I GAMES:															
65	H	West Vi rgi ni a	80 54	30	H	Okl ahoma	74 65	241	A	Texas Tech	90 44				
78	A	TCU	85 53	51	H	Okl ahoma St.	77 64	65	A	West Vi rgi ni a	83 72				
11	A	Texas	93 87	11	H	Texas	81 56	11	H	Texas	81 56				
169	H	Kansas	88 51	93	H	Kansas St.	75 50	93	H	Kansas St.	75 50				
51	A	Okl ahoma St.	87 45												
78	H	TCU	83 63												

Non-Di v I Games:

Bayl or

Average RPI Win:	233	WON-LOST	WINNING	LAST 10	STRENGTH OF	OPP. STRENGTH	TEAM	ADJ.	CONF.	ADJ CONF.
Average RPI Loss:	46	RECORD	PCT. RANK	GAMES	SCHEDULE	OF SCHEDULE	RPI	RPI	RPI	RPI
DIV. I ONLY	28- 3	7	10- 0	268	220	66	66	25	25	
DIV. I NON-CONF.	9- 3	61	0- 0	154	42	61	61	27	27	

TOTALS	RPI 1-25	RPI 26-50	W-L RECORDS	RPI 51-100	RPI 101-999	RPI 201+				
28- 3	0- 1	1- 1	OVERALL	1- 1	26- 0	17- 0				
12- 1	0- 0	0- 0	HOME	0- 1	12- 0	8- 0				
13- 1	0- 0	0- 0	AWAY	0- 0	13- 0	8- 0				
3- 1	0- 1	1- 0	NEUTRAL	1- 0	1- 0	1- 0				
9- 3	0- 1	1- 1	NON-CONFERENCE	1- 1	7- 0	5- 0				
3- 1	0- 0	0- 0	HOME	0- 1	3- 0	2- 0				
4- 1	0- 0	0- 1	AWAY	0- 0	4- 0	3- 0				
2- 1	0- 1	1- 0	NEUTRAL	1- 0	0- 0	0- 0				
19- 0	0- 0	0- 0	CONFERENCE	0- 0	19- 0	12- 0				
9- 0	0- 0	0- 0	HOME	0- 0	9- 0	6- 0				
9- 0	0- 0	0- 0	AWAY	0- 0	9- 0	5- 0				
1- 0	0- 0	0- 0	NEUTRAL	0- 0	1- 0	1- 0				

RPI 1-25				RPI 26-50				RPI 51-100 Team's RPI: 66				RPI 101+			
RPI	S	Opponent	Score	RPI	S	Opponent	Score	RPI	S	Opponent	Score	RPI	S	Opponent	Score
14	N	Stanford	53 74	30	A	Oklahoma	73 96	52	N	FGCU	75 65	144	A	Vanderbilt	111 74
				40	N	Gonzaga	71 63	95	H	Wright St.	81 91	162	A	SIUE	72 55
												162	H	SIUE	86 64
												164	A	UT Martin	65 63
												170	H	Samford	83 46
												180	A	Jacksonville St.	66 35
												180	H	Jacksonville St.	71 55
												186	A	Morehead St.	83 62
												186	H	Morehead St.	80 56
												209	A	Tulsa	90 65
												212	A	Arkansas St.	83 52
												225	A	Southeast Mo. St.	67 57
												242	H	Austin Peay	78 75
												245	H	Presbyterian	90 48
												264	A	Lipscomb	91 59
												289	H	Murray St.	70 65
												289	N	Murray St.	88 64
												310	A	Tennessee Tech	68 60
												310	H	Tennessee Tech	78 59
												312	A	Eastern Ky.	77 55
												312	H	Eastern Ky.	95 62
												327	H	Fort Wayne	74 42
												330	A	Tennessee St.	87 70
												330	H	Tennessee St.	84 42
												346	A	Eastern Ill.	86 58
												346	H	Eastern Ill.	59 37
LAST 12 Division I GAMES:															
				289	N	Murray St.	88 64					330	A	Tennessee St.	87 70
				330	H	Tennessee St.	84 42					186	A	Morehead St.	83 62
				180	A	Jacksonville St.	66 35					312	A	Eastern Ky.	77 55
				186	H	Morehead St.	80 56					162	H	SIUE	86 64
				312	H	Eastern Ky.	95 62					346	H	Eastern Ill.	59 37
				310	A	Tennessee Tech	68 60					242	H	Austin Peay	78 75

Non-Div I Games: Trevecca Nazarene 97 39

Belmont

Average RPI Win:	264	WON-LOST	WINNING	LAST 10	STRENGTH OF	OPP. STRENGTH	TEAM	ADJ.	CONF.	ADJ CONF.
Average RPI Loss:	172	RECORD	PCT. RANK	GAMES	SCHEDULE	OF SCHEDULE	RPI	RPI	RPI	RPI
DIV. I ONLY	20- 5	22	9- 1	301	343	126	126	30	30	
DIV. I NON-CONF.	6- 4	122	0- 0	177	339	155	155	30	30	

TOTALS	RPI 1-25	RPI 26-50	W-L RECORDS	RPI 51-100	RPI 101-999	RPI 201+				
20- 5	0- 0	0- 1	OVERALL	0- 1	20- 3	14- 2				
10- 3	0- 0	0- 0	HOME	0- 1	10- 2	8- 1				
8- 2	0- 0	0- 1	AWAY	0- 0	8- 1	6- 1				
2- 0	0- 0	0- 0	NEUTRAL	0- 0	2- 0	0- 0				
6- 4	0- 0	0- 1	NON-CONFERENCE	0- 1	6- 2	3- 2				
3- 2	0- 0	0- 0	HOME	0- 1	3- 1	2- 1				
1- 2	0- 0	0- 1	AWAY	0- 0	1- 1	1- 1				
2- 0	0- 0	0- 0	NEUTRAL	0- 0	2- 0	0- 0				
14- 1	0- 0	0- 0	CONFERENCE	0- 0	14- 1	11- 0				
7- 1	0- 0	0- 0	HOME	0- 0	7- 1	6- 0				
7- 0	0- 0	0- 0	AWAY	0- 0	7- 0	5- 0				
0- 0	0- 0	0- 0	NEUTRAL	0- 0	0- 0	0- 0				

RPI S Opponent	Score	RPI S Opponent	Score	RPI S Opponent	Score	RPI S Opponent	Score	Team's RPI: 126
49 A Miami (FL)	39 85	100 H Jacksonville	58 68	143 N Texas St.	62 56	172 H N. C. A&T	55 62	
				174 H Southern U.	68 56	192 A Norfolk St.	58 51	
				192 H Norfolk St.	60 45	198 A Hampton	61 56	
				199 N Richmond	63 50	251 A North Florida	63 70	
				252 H Prairie View	77 52	263 H Grand Canyon	69 60	
				265 A Howard	59 55	266 A Morgan St.	64 57	
				274 A UMES	55 48	274 H UMES	73 61	
				290 H Southeastern La.	58 60	309 A FIU	77 59	
				314 A Coppin St.	75 63	314 H Coppin St.	64 38	
				318 H N. C. Central	57 47	321 H South Carolina St.	68 50	
				334 A Delaware St.	68 60	334 H Savannah St.	75 54	
				344 H Florida A&M	44 42			
LAST 12 Division I GAMES:								
172 H N. C. A&T	55 62	192 H Norfolk St.	60 45					
343 H Savannah St.	75 54	314 H Coppin St.	64 38					
266 A Morgan St.	64 57	198 A Hampton	61 56					
314 A Coppin St.	75 63	192 A Norfolk St.	58 51					
318 H N. C. Central	57 47	334 A Delaware St.	68 60					
274 H UMES	73 61	344 H Florida A&M	44 42					

Non-Div I Games: Edward Waters 101 60 Palm Beach Atl. 61 48

Bethune-Cookman

Average RPI Win: 247	WON-LOST RECORD	WINNING PCT. RANK	LAST 10 GAMES	STRENGTH OF SCHEDULE	OPP. STRENGTH OF SCHEDULE	TEAM RPI	ADJ. RPI	CONF. RPI	ADJ CONF. RPI
Average RPI Loss: 132									
DIV. I ONLY	18- 10	94	7- 3	261	255	152	152	20	20
DIV. I NON-CONF.	8- 4	87	0- 0	301	253	154	154	24	24

TOTALS	RPI 1-25	RPI 26-50	W-L RECORDS	RPI 51-100	RPI 101-999	RPI 201+			
18- 10	0- 0	0- 0	OVERALL	2- 4	16- 6	12- 1			
7- 5	0- 0	0- 0	HOME	1- 2	6- 3	4- 0			
10- 4	0- 0	0- 0	AWAY	1- 2	9- 2	7- 0			
1- 1	0- 0	0- 0	NEUTRAL	0- 0	1- 1	1- 1			
8- 4	0- 0	0- 0	NON-CONFERENCE	1- 1	7- 3	6- 1			
3- 1	0- 0	0- 0	HOME	1- 0	2- 1	1- 0			
4- 2	0- 0	0- 0	AWAY	0- 1	4- 1	4- 0			
1- 1	0- 0	0- 0	NEUTRAL	0- 0	1- 1	1- 1			
10- 6	0- 0	0- 0	CONFERENCE	1- 3	9- 3	6- 0			
4- 4	0- 0	0- 0	HOME	0- 2	4- 2	3- 0			
6- 2	0- 0	0- 0	AWAY	1- 1	5- 1	3- 0			
0- 0	0- 0	0- 0	NEUTRAL	0- 0	0- 0	0- 0			

RPI S Opponent	Score	RPI S Opponent	Score	RPI S Opponent	Score	RPI S Opponent	Score	Team's RPI: 152
				68 H Penn	77 72	108 H Dartmouth	80 64	
				75 A Mai ne	66 62	128 H Yale	69 73	
				75 H Mai ne	38 61	145 A Hartford	45 61	
				77 A Al bany (NY)	46 63	145 H Hartford	64 59	
				77 H Al bany (NY)	53 57	161 A Army West Point	61 73	
				88 A Bucknel l	59 64	178 A Stony Brook	69 64	
						178 H Stony Brook	59 67	
						184 A New Hampshi re	54 52	
						184 H New Hampshi re	61 63	
						209 N Tul sa	55 60	
						261 A Ri der	76 54	
						273 A Cornel l	66 58	
						274 N UMES	68 51	
						287 A Bryant	55 47	
						291 A Vermont	62 48	
						291 H Vermont	52 38	
						324 A UMBC	68 53	
						324 H UMBC	81 51	
						328 A Southern Utah	72 66	
						342 H NJIT	67 36	
						348 A UMass Lowel l	76 46	
						348 H UMass Lowel l	52 38	
LAST 12 Division I GAMES:								
145 A Hartford	45 61	75 H Mai ne	38 61					
77 H Al bany (NY)	53 57	291 A Vermont	62 48					
348 H UMass Lowel l	52 38	184 A New Hampshi re	54 52					
291 H Vermont	52 38	324 H UMBC	81 51					
324 A UMBC	68 53	348 A UMass Lowel l	76 46					
178 A Stony Brook	69 64	178 H Stony Brook	59 67					

Non-Div I Games: SUNY Cortland 90 36

Binghamton

Average RPI Win: 207

Average RPI Loss: 148

WON-LOST
RECORDWINNING
PCT. RANKLAST 10
GAMESSTRENGTH OF
SCHEDULEOPP. STRENGTH
OF SCHEDULETEAM
RPIADJ.
RPICONF.
RPIADJ CONF.
RPI

DIV. I ONLY	17- 9	92	8- 2	251	122	141	141	16	16
DIV. I NON-CONF.	4- 5	202	0- 0	288	135	261	261	15	15

TOTALS	RPI 1-25	RPI 26-50	W-L RECORDS	RPI 51-100	RPI 101-999	RPI 201+			
17- 9	0- 0	0- 0	OVERALL	2- 4	15- 5	9- 3			
9- 5	0- 0	0- 0	HOME	2- 2	7- 3	3- 2			
8- 2	0- 0	0- 0	AWAY	0- 2	8- 0	6- 0			
0- 2	0- 0	0- 0	NEUTRAL	0- 0	0- 2	0- 1			
4- 5	0- 0	0- 0	NON-CONFERENCE	0- 1	4- 4	1- 2			
2- 3	0- 0	0- 0	HOME	0- 1	2- 2	0- 1			
2- 0	0- 0	0- 0	AWAY	0- 0	2- 0	1- 0			
0- 2	0- 0	0- 0	NEUTRAL	0- 0	0- 2	0- 1			
13- 4	0- 0	0- 0	CONFERENCE	2- 3	11- 1	8- 1			
7- 2	0- 0	0- 0	HOME	2- 1	5- 1	3- 1			
6- 2	0- 0	0- 0	AWAY	0- 2	6- 0	5- 0			
0- 0	0- 0	0- 0	NEUTRAL	0- 0	0- 0	0- 0			

RPI 1-25				RPI 26-50				RPI 51-100				RPI 101+ Team's RPI: 141			
RPI	S	Opponent	Score	RPI	S	Opponent	Score	RPI	S	Opponent	Score	RPI	S	Opponent	Score
								72	H	Saint Mary's (CA)	72 74	107	H	Washington St.	53 61
								73	H	Wyoming	51 66	115	H	Saint Francis (PA)	87 59
								83	A	UNLV	54 77	120	A	Colorado St.	62 58
								83	H	UNLV	69 60	120	H	Colorado St.	55 49
								87	A	New Mexico	83 100	132	H	Fresno St.	75 66
								87	H	New Mexico	91 85	142	A	Eastern Wash.	61 57
												188	N	San Diego	52 72
												196	H	Washington	85 62
												206	H	CSU Bakersfield	59 65
												208	A	Nevada	63 55
												208	H	Nevada	68 72
												268	A	San Diego St.	86 70
												268	H	San Diego St.	64 53
												270	A	San Jose St.	112 80
												298	A	Air Force	58 47
												298	H	Air Force	49 46
												303	A	Utah St.	64 42
												303	H	Utah St.	68 60
												305	N	Northern Ariz.	60 62
												313	A	Portland	73 47

LAST 12 Division I GAMES:															
				268	H	San Diego St.	64 53	83	A	UNLV	54 77				
				120	H	Colorado St.	55 49	298	H	Air Force	49 46				
				298	A	Air Force	58 47	270	A	San Jose St.	112 80				
				208	A	Nevada	63 55	208	H	Nevada	68 72				
				303	H	Utah St.	68 60	303	A	Utah St.	64 42				
				87	H	New Mexico	91 85	268	A	San Diego St.	86 70				

Non-Div I Games: Corban 94 50 Northwest Chrst. 83 51

Boi se St.

■ Loss,
 ■ Non-Conf,
 ■ S Site,
 ■ Home
 ■ Away
 N Neutral

Average RPI Win:	163	WON-LOST	WINNING	LAST 10	STRENGTH OF	OPP. STRENGTH	TEAM	ADJ.	CONF.	ADJ CONF.
Average RPI Loss:	85	RECORD	PCT. RANK	GAMES	SCHEDULE	OF SCHEDULE	RPI	RPI	RPI	RPI
DIV. I ONLY	7- 23	307	1- 9	21	38	200	200	1	1	
DIV. I NON-CONF.	5- 8	220	0- 0	157	178	227	227	1	1	

TOTALS	RPI 1-25	RPI 26-50	W-L RECORDS	RPI 51-100	RPI 101-999	RPI 201+				
7- 23	0- 6	0- 5	OVERALL	2- 3	5- 9	2- 4				
6- 9	0- 2	0- 3	HOME	2- 1	4- 3	1- 1				
1- 13	0- 4	0- 2	AWAY	0- 2	1- 4	1- 2				
0- 1	0- 0	0- 0	NEUTRAL	0- 0	0- 1	0- 0				
5- 8	0- 0	0- 1	NON-CONFERENCE	2- 1	3- 6	2- 4				
4- 3	0- 0	0- 0	HOME	2- 1	2- 2	1- 1				
1- 5	0- 0	0- 1	AWAY	0- 0	1- 4	1- 3				
0- 0	0- 0	0- 0	NEUTRAL	0- 0	0- 0	0- 0				
2- 15	0- 6	0- 4	CONFERENCE	0- 2	2- 3	0- 0				
2- 6	0- 2	0- 3	HOME	0- 0	2- 1	0- 0				
0- 8	0- 4	0- 1	AWAY	0- 2	0- 1	0- 0				
0- 1	0- 0	0- 0	NEUTRAL	0- 0	0- 1	0- 0				

RPI 1-25				RPI 26-50				RPI 51-100				RPI 101+ Team's RPI: 200			
RPI	S	Opponent	Score	RPI	S	Opponent	Score	RPI	S	Opponent	Score	RPI	S	Opponent	Score
1	A	Notre Dame	60 89	29	A	Syracuse	63 69	62	A	Georgia Tech	43 67	104	H	Wake Forest	59 67
1	H	Notre Dame	55 89	29	H	Syracuse	57 75	70	H	Houston	79 74	108	A	Dartmouth	57 68
5	H	Louisville	52 87	35	H	Virginia	57 68	74	A	Virginia Tech	58 89	111	H	North Carolina	77 64
7	A	Florida St.	39 67	46	A	Minnesota	68 78	75	H	Maine	40 61	111	N	North Carolina	64 69
12	A	Duke	50 75	49	H	Miami (FL)	43 65	79	H	Fordham	55 52	125	H	Seton Hall	53 73
21	A	NC State	54 72									160	A	Clemson	61 65
												175	H	Pittsburgh	72 61
												184	H	New Hampshire	64 55
												204	A	Columbia	60 68
												211	A	Providence	55 63
												217	A	Boston U.	57 61
												233	A	Holy Cross	70 61
												267	H	Fairfield	58 66
												287	H	Bryant	65 42

LAST 12 Division I GAMES:															
111	N	North Carolina	64 69	62	A	Georgia Tech	43 67								
29	A	Syracuse	63 69	21	A	NC State	54 72								
7	A	Florida St.	39 67	104	H	Wake Forest	59 67								
1	H	Notre Dame	55 89	29	H	Syracuse	57 75								
5	H	Louisville	52 87	12	A	Duke	50 75								
175	H	Pittsburgh	72 61	49	H	Miami (FL)	43 65								

Non-Div I Games:

Boston College

Average RPI Win: 222	WON-LOST RECORD	WINNING PCT. RANK	LAST 10 GAMES	STRENGTH OF SCHEDULE	OPP. STRENGTH OF SCHEDULE	TEAM RPI	ADJ. RPI	CONF. RPI	ADJ CONF. RPI
Average RPI Loss: 145									
DIV. I ONLY	10- 18	250	2- 8	147	191	217	217	15	15
DIV. I NON-CONF.	5- 5	170	0- 0	159	174	142	142	18	18

TOTALS	RPI 1-25	RPI 26-50	W-L RECORDS	RPI 51-100	RPI 101-999	RPI 201+			
10- 18	0- 0	0- 1	OVERALL	0- 7	10- 10	6- 6			
4- 9	0- 0	0- 1	HOME	0- 3	4- 5	2- 3			
6- 9	0- 0	0- 0	AWAY	0- 4	6- 5	4- 3			
0- 0	0- 0	0- 0	NEUTRAL	0- 0	0- 0	0- 0			
5- 5	0- 0	0- 1	NON-CONFERENCE	0- 1	5- 3	2- 0			
2- 2	0- 0	0- 1	HOME	0- 0	2- 1	0- 0			
3- 3	0- 0	0- 0	AWAY	0- 1	3- 2	2- 0			
0- 0	0- 0	0- 0	NEUTRAL	0- 0	0- 0	0- 0			
5- 13	0- 0	0- 0	CONFERENCE	0- 6	5- 7	4- 6			
2- 7	0- 0	0- 0	HOME	0- 3	2- 4	2- 3			
3- 6	0- 0	0- 0	AWAY	0- 3	3- 3	2- 3			
0- 0	0- 0	0- 0	NEUTRAL	0- 0	0- 0	0- 0			

RPI 1-25				RPI 26-50				RPI 51-100				RPI 101+				Team's RPI: 217			
RPI	S	Opponent	Score	RPI	S	Opponent	Score	RPI	S	Opponent	Score	RPI	S	Opponent	Score				
				44	H	UCF	32 47					56	A	Harvard	70 80	117	A	Del aware	85 79
												60	A	Ameri can	50 66	135	H	Northeastern	74 73
												60	H	Ameri can	54 61	161	A	Army West Point	60 59
												81	A	Navy	48 59	161	H	Army West Point	47 48
												81	H	Navy	59 64	173	H	Mari st	52 80
												88	A	Bucknel I	57 67	176	A	Brown	68 92
												88	H	Bucknel I	58 63	184	A	New Hampshi re	57 72
																200	H	Boston Colle ge	61 57
																202	A	Lehi gh	58 74
																202	H	Lehi gh	56 65
																231	A	Loyol a Maryl and	52 65
																231	H	Loyol a Maryl and	75 56
																233	A	Hol y Cross	64 58
																233	H	Hol y Cross	57 60
																244	A	Lafayette	41 44
																244	H	Lafayette	45 47
																282	A	Col gate	62 49
																282	H	Col gate	66 64
																287	A	Bryant	78 61
																291	A	Vermont	57 41
LAST 12 Division I GAMES:																			
				231	A	Loyol a Maryl and	52 65	282	H	Col gate	66 64								
				161	H	Army West Point	47 48	202	H	Lehi gh	56 65								
				244	A	Lafayette	41 44	88	A	Bucknel I	57 67								
				81	A	Navy	48 59	244	H	Lafayette	45 47								
				60	H	Ameri can	54 61	81	H	Navy	59 64								
				233	A	Hol y Cross	64 58	60	A	Ameri can	50 66								

Non-Div I Games:

Boston U.

Average RPI Win: 229

Average RPI Loss: 99

WON-LOST
RECORDWINNING
PCT. RANKLAST 10
GAMESSTRENGTH OF
SCHEDULEOPP. STRENGTH
OF SCHEDULETEAM
RPIADJ.
RPICONF.
RPIADJ CONF.
RPIDIV. I ONLY
DIV. I NON-CONF.10- 17
7- 3242
741- 9
0- 0127
214104
329210
110210
1107
87
8

TOTALS

RPI 1-25

RPI 26-50

W-L RECORDS

RPI 51-100

RPI 101-999

RPI 201+

10- 17

0- 2

0- 3

OVERALL

0- 5

10- 7

7- 2

5- 8

0- 1

0- 1

HOME

0- 3

5- 3

4- 2

3- 9

0- 1

0- 2

AWAY

0- 2

3- 4

2- 0

2- 0

0- 0

0- 0

NEUTRAL

0- 0

2- 0

1- 0

7- 3

0- 0

0- 1

NON-CONFERENCE

0- 0

7- 2

5- 1

3- 1

0- 0

0- 0

HOME

0- 0

3- 1

3- 1

2- 2

0- 0

0- 1

AWAY

0- 0

2- 1

1- 0

2- 0

0- 0

0- 0

NEUTRAL

0- 0

2- 0

1- 0

3- 14

0- 2

0- 2

CONFERENCE

0- 5

3- 5

2- 1

2- 7

0- 1

0- 1

HOME

0- 3

2- 2

1- 1

1- 7

0- 1

0- 1

AWAY

0- 2

1- 3

1- 0

0- 0

0- 0

0- 0

NEUTRAL

0- 0

0- 0

0- 0

RPI 1-25

RPI 26-50

RPI 51-100

RPI 101+

Team's RPI: 210

RPI	S	Opponent	Score
16	H	Buffalo	67 88
23	A	Central Mich.	54 90

RPI	S	Opponent	Score
34	A	South Dakota St.	44 76
36	A	Ball St.	41 82
36	H	Ball St.	73 84

RPI	S	Opponent	Score
67	H	Toledo	67 77
80	A	Miami (OH)	64 92
80	H	Miami (OH)	62 66
90	A	Ohio	58 69
90	H	Ohio	63 70

RPI	S	Opponent	Score
114	A	Northern Ill.	68 73
118	A	Cincinnati	51 75
122	A	Western Mich.	58 67
122	H	Western Mich.	67 81
129	A	Robert Morris	64 62
159	A	Kent St.	57 81
159	H	Kent St.	60 50
192	N	Norfolk St.	59 50
214	H	Eastern Mich.	52 54
216	H	Xavier	63 53
220	A	Akron	66 64
220	H	Akron	84 63
229	N	Fla. Atlantic	66 55
279	H	Canisius	57 71
294	H	Valparaiso	90 77
312	H	Eastern Ky.	77 60
319	A	Detroit Mercy	85 81

LAST 12 Division I GAMES:

220	H	Akron	84 63	80	H	Miami (OH)	62 66
80	A	Miami (OH)	64 92	159	A	Kent St.	57 81
16	H	Buffalo	67 88	67	H	Toledo	67 77
90	A	Ohio	58 69	36	A	Ball St.	41 82
114	A	Northern Ill.	68 73	90	H	Ohio	63 70
122	H	Western Mich.	67 81	159	H	Kent St.	60 50

Non-Div I Games:

Ferris St.

82 73

Bowling Green

Loss, Non-Conf, S Site, H Home A Away N Neutral

Average RPI Win:	280	WON-LOST	WINNING	LAST 10	STRENGTH OF	OPP. STRENGTH	TEAM	ADJ.	CONF.	ADJ CONF.
Average RPI Loss:	153	RECORD	PCT. RANK	GAMES	SCHEDULE	OF SCHEDULE	RPI	RPI	RPI	RPI
DIV. I ONLY	11- 16	228	2- 8	298	250	260	260	23	23	
DIV. I NON-CONF.	5- 5	170	0- 0	242	264	198	198	21	21	

TOTALS	RPI 1-25	RPI 26-50	W-L RECORDS	RPI 51-100	RPI 101-999	RPI 201+				
11- 16	0- 1	0- 0	OVERALL	1- 4	10- 11	10- 5				
5- 7	0- 0	0- 0	HOME	1- 2	4- 5	4- 2				
5- 9	0- 1	0- 0	AWAY	0- 2	5- 6	5- 3				
1- 0	0- 0	0- 0	NEUTRAL	0- 0	1- 0	1- 0				
5- 5	0- 1	0- 0	NON-CONFERENCE	1- 0	4- 4	4- 2				
3- 1	0- 0	0- 0	HOME	1- 0	2- 1	2- 0				
1- 4	0- 1	0- 0	AWAY	0- 0	1- 3	1- 2				
1- 0	0- 0	0- 0	NEUTRAL	0- 0	1- 0	1- 0				
6- 11	0- 0	0- 0	CONFERENCE	0- 4	6- 7	6- 3				
2- 6	0- 0	0- 0	HOME	0- 2	2- 4	2- 2				
4- 5	0- 0	0- 0	AWAY	0- 2	4- 3	4- 1				
0- 0	0- 0	0- 0	NEUTRAL	0- 0	0- 0	0- 0				

RPI 1-25				RPI 26-50				RPI 51-100				RPI 101+ Team's RPI: 260			
RPI	S	Opponent	Score	RPI	S	Opponent	Score	RPI	S	Opponent	Score	RPI	S	Opponent	Score
22	A	Green Bay	40 72					76	A	Drake	71 77	114	A	Northern Ill.	52 76
								76	H	Drake	75 84	116	H	Cleveland St.	65 67
								92	A	Missouri St.	54 74	139	A	UNI	50 63
								92	H	Missouri St.	65 71	139	H	UNI	40 51
								99	H	Western Ill.	87 80	156	A	Southern Ill.	53 62
												156	H	Southern Ill.	62 63
												224	A	Illinois	62 74
												225	A	Southeast Mo. St.	53 57
												230	N	Nicholls St.	75 65
												238	H	Omaha	69 56
												249	A	Illinois St.	62 42
												258	A	Indiana St.	50 65
												258	H	Indiana St.	70 74
												294	A	Valparaiso	88 69
												294	H	Valparaiso	69 58
												304	A	Loyola Chicago	59 57
												304	H	Loyola Chicago	61 71
												329	H	Ill.-Chicago	58 48
												346	A	Eastern Ill.	67 52
												349	A	Evansville	117 59
												349	H	Evansville	92 47

LAST 12 Division I GAMES:															
139	A	UNI	50 63	304	H	Loyola Chicago	61 71								
76	A	Drake	71 77	294	H	Valparaiso	69 58								
258	H	Indiana St.	70 74	76	H	Drake	75 84								
349	H	Evansville	92 47	139	H	UNI	40 51								
156	A	Southern Ill.	53 62	349	A	Evansville	117 59								
92	A	Missouri St.	54 74	258	A	Indiana St.	50 65								

Non-Div I Games: Lincoln (MO) 88 44

Bradley

Loss,
Non-Conf, S Site,
H Home
A Away
N Neutral

Average RPI Win: 238	WON-LOST RECORD	WINNING PCT. RANK	LAST 10 GAMES	STRENGTH OF SCHEDULE	OPP. STRENGTH OF SCHEDULE	TEAM RPI	ADJ. RPI	CONF. RPI	ADJ. CONF. RPI
Average RPI Loss: 107									
DIV. I ONLY	14- 10	129	2- 8	266	117	176	176	9	9
DIV. I NON-CONF.	11- 1	13	0- 0	317	257	95	95	9	9

TOTALS	RPI 1-25	RPI 26-50	W-L RECORDS	RPI 51-100	RPI 101-999	RPI 201+			
14- 10	0- 0	0- 2	OVERALL	0- 3	14- 5	11- 2			
6- 6	0- 0	0- 2	HOME	0- 2	6- 2	5- 1			
6- 4	0- 0	0- 0	AWAY	0- 1	6- 3	5- 1			
2- 0	0- 0	0- 0	NEUTRAL	0- 0	2- 0	1- 0			
11- 1	0- 0	0- 1	NON-CONFERENCE	0- 0	11- 0	9- 0			
4- 1	0- 0	0- 1	HOME	0- 0	4- 0	4- 0			
5- 0	0- 0	0- 0	AWAY	0- 0	5- 0	4- 0			
2- 0	0- 0	0- 0	NEUTRAL	0- 0	2- 0	1- 0			
3- 9	0- 0	0- 1	CONFERENCE	0- 3	3- 5	2- 2			
2- 5	0- 0	0- 1	HOME	0- 2	2- 2	1- 1			
1- 4	0- 0	0- 0	AWAY	0- 1	1- 3	1- 1			
0- 0	0- 0	0- 0	NEUTRAL	0- 0	0- 0	0- 0			

Brown

Brown

RPI 1-25				RPI 26-50				RPI 51-100				RPI 101+				Team's RPI: 176	
RPI	S	Opponent	Score	RPI	S	Opponent	Score	RPI	S	Opponent	Score	RPI	S	Opponent	Score		
				32	H	Princeton	62 77	56	A	Harvard	85 87	108	A	Dartmouth	73 78		
				39	H	Cal i forni a	79 89	56	H	Harvard	74 86	108	H	Dartmouth	60 77		
								68	H	Penn	55 88	128	A	Yal e	63 77		
												128	H	Yal e	81 71		
												190	A	Paci fi c	74 57		
												198	N	Hampton	73 66		
												204	A	Col umbi a	84 80		
												204	H	Col umbi a	74 90		
												211	A	Provi dence	64 59		
												217	H	Boston U.	92 68		
												233	H	Holy Cross	82 78		
												257	H	Sacred Heart	102 77		
												265	A	Howard	85 81		
												273	A	Cornel I	68 70		
												273	H	Cornel I	85 59		
												282	A	Col gate	83 73		
												287	H	Bryant	85 62		
												287	N	Bryant	72 60		
												296	A	Central Conn. St.	78 55		

LAST 12 Di v i s i o n I GAMES:																	
				273	H	Cornel I	85 59	32	H	Princeton	62 77						
				204	H	Col umbi a	74 90	68	H	Penn	55 88						
				108	H	Dartmouth	60 77	56	A	Harvard	85 87						
				56	H	Harvard	74 86	108	A	Dartmouth	73 78						
				204	A	Col umbi a	84 80	128	H	Yal e	81 71						
				273	A	Cornel I	68 70	128	A	Yal e	63 77						

Non-Di v I Games: Johnson & Wales (RI) 100 79

Brown

Average RPI Win: 287
 Average RPI Loss: 184

WON-LOST
RECORD

WINNING
PCT. RANK

LAST 10
GAMES

STRENGTH OF
SCHEDULE

OPP. STRENGTH
OF SCHEDULE

TEAM
RPI

ADJ.
RPI

CONF.
RPI

ADJ CONF.
RPI

DIV. I ONLY	9- 18	260	4- 6	262	311	287	287	29	29
DIV. I NON-CONF.	1- 10	327	0- 0	222	233	330	330	29	29
<hr/>									
TOTALS	RPI 1-25	RPI 26-50	W-L RECORDS	RPI 51-100	RPI 101-999	RPI 201+			
9- 18	0- 0	0- 0	OVERALL	0- 2	9- 16	9- 6			
4- 9	0- 0	0- 0	HOME	0- 0	4- 9	4- 4			
4- 8	0- 0	0- 0	AWAY	0- 2	4- 6	4- 2			
1- 1	0- 0	0- 0	NEUTRAL	0- 0	1- 1	1- 0			
1- 10	0- 0	0- 0	NON-CONFERENCE	0- 2	1- 8	1- 2			
0- 4	0- 0	0- 0	HOME	0- 0	0- 4	0- 1			
0- 5	0- 0	0- 0	AWAY	0- 2	0- 3	0- 1			
1- 1	0- 0	0- 0	NEUTRAL	0- 0	1- 1	1- 0			
8- 8	0- 0	0- 0	CONFERENCE	0- 0	8- 8	8- 4			
4- 5	0- 0	0- 0	HOME	0- 0	4- 5	4- 3			
4- 3	0- 0	0- 0	AWAY	0- 0	4- 3	4- 1			
0- 0	0- 0	0- 0	NEUTRAL	0- 0	0- 0	0- 0			

RPI 1-25				RPI 26-50				RPI 51-100				RPI 101+				Team's RPI: 287
RPI	S	Opponent	Score	RPI	S	Opponent	Score	RPI	S	Opponent	Score	RPI	S	Opponent	Score	
								64	A	James Madison	36 67	115	A	Saint Francis (PA)	69 87	
								75	A	Maine	68 70	115	H	Saint Francis (PA)	78 94	
												129	A	Robert Morris	49 72	
												129	H	Robert Morris	61 67	
												145	H	Hartford	47 59	
												152	H	Binghamton	47 55	
												176	A	Brown	62 85	
												176	N	Brown	60 72	
												184	H	New Hampshire	65 74	
												200	A	Boston College	42 65	
												217	H	Boston U.	61 78	
												233	A	Holy Cross	57 59	
												253	H	St. Francis Brooklyn	73 63	
												257	A	Sacred Heart	81 73	
												257	H	Sacred Heart	60 56	
												277	H	LIU Brooklyn	75 56	
												286	A	Fairleigh Dickinson	65 48	
												286	H	Fairleigh Dickinson	69 77	
												292	A	Mt. St. Mary's	67 64	
												292	H	Mt. St. Mary's	63 68	
												296	A	Central Conn. St.	59 66	
												296	H	Central Conn. St.	66 50	
												332	N	Rhode Island	58 52	
												333	A	Wagner	70 60	
												333	H	Wagner	66 75	
<hr/>																
LAST 12 Division I GAMES:																
115	H	Saint Francis (PA)	78 94	286	H	Fairleigh Dickinson	69 77									
129	H	Robert Morris	61 67	115	A	Saint Francis (PA)	69 87									
333	A	Wagner	70 60	129	A	Robert Morris	49 72									
292	A	Mt. St. Mary's	67 64	253	H	St. Francis Brooklyn	73 63									
296	A	Central Conn. St.	59 66	277	H	LIU Brooklyn	75 56									
257	H	Sacred Heart	60 56	257	A	Sacred Heart	81 73									

Non-Div I Games:

Bryant

Loss, Non-Conf, S Site, H Home A Away N Neutral

B
u
c
k
n
e
l
lB
u
c
k
n
e
l
l

Bucknel I

Average RPI Win:	139	WON-LOST	WINNING	LAST 10	STRENGTH OF	OPP. STRENGTH	TEAM	ADJ.	CONF.	ADJ CONF.
Average RPI Loss:	106	RECORD	PCT. RANK	GAMES	SCHEDULE	OF SCHEDULE	RPI	RPI	RPI	RPI
DIV. I ONLY	24- 4	10	9- 1	96	73	16	16	7	7	
DIV. I NON-CONF.	9- 2	33	0- 0	217	45	45	45	8	8	

TOTALS	RPI 1-25	RPI 26-50	W-L RECORDS	RPI 51-100	RPI 101-999	RPI 201+				
24- 4	1- 1	1- 0	OVERALL	9- 1	13- 2	8- 1				
11- 0	1- 0	0- 0	HOME	3- 0	7- 0	4- 0				
10- 4	0- 1	1- 0	AWAY	4- 1	5- 2	4- 1				
3- 0	0- 0	0- 0	NEUTRAL	2- 0	1- 0	0- 0				
9- 2	0- 0	0- 0	NON-CONFERENCE	3- 1	6- 1	4- 1				
3- 0	0- 0	0- 0	HOME	0- 0	3- 0	2- 0				
3- 2	0- 0	0- 0	AWAY	1- 1	2- 1	2- 1				
3- 0	0- 0	0- 0	NEUTRAL	2- 0	1- 0	0- 0				
15- 2	1- 1	1- 0	CONFERENCE	6- 0	7- 1	4- 0				
8- 0	1- 0	0- 0	HOME	3- 0	4- 0	2- 0				
7- 2	0- 1	1- 0	AWAY	3- 0	3- 1	2- 0				
0- 0	0- 0	0- 0	NEUTRAL	0- 0	0- 0	0- 0				

RPI	S	Opponent	Score	RPI	S	Opponent	Score	RPI	S	Opponent	Score	RPI	S	Opponent	Score
23	A	Central Mich.	79 86	36	A	Ball St.	84 80	57	A	Arizona St.	57 76	114	A	Northern Ill.	84 86
23	H	Central Mich.	85 82					63	N	Nebraska	82 72	117	H	Delaware	87 73
								67	A	Toledo	84 73	122	H	Western Mich.	71 49
								67	H	Toledo	87 69	159	A	Kent St.	81 51
								69	A	St. John's (NY)	73 72	159	H	Kent St.	80 42
								80	A	Miami (OH)	64 49	160	N	Clemson	61 41
								80	H	Miami (OH)	72 67	204	A	Columbia	65 63
								83	N	UNLV	80 53	210	A	Bowling Green	88 67
								90	A	Ohio	67 63	214	H	Eastern Mich.	97 92
								90	H	Ohio	70 53	220	A	Akron	89 66
												220	H	Akron	85 71
												228	A	Niagara	62 75
												248	A	St. Bonaventure	76 59
												274	H	UMES	76 41
												279	H	Canisius	73 47
LAST 12 Division I GAMES:															
159	A	Kent St.	81 51	159	H	Kent St.	80 42	67	A	Toledo	84 73	23	A	Central Mich.	79 86
90	H	Ohio	70 53									214	H	Eastern Mich.	97 92
210	A	Bowling Green	88 67									67	H	Toledo	87 69
220	H	Akron	85 71									90	A	Ohio	67 63
23	H	Central Mich.	85 82												
80	A	Miami (OH)	64 49												

Non-Div I Games:

Buffalo

Average RPI Win: 187

Average RPI Loss: 72

WON-LOST
RECORDWINNING
PCT. RANKLAST 10
GAMESSTRENGTH OF
SCHEDULEOPP. STRENGTH
OF SCHEDULETEAM
RPIADJ.
RPICONF.
RPIADJ CONF.
RPIDIV. I ONLY
DIV. I NON-CONF.14- 16
8- 4197
872- 8
0- 077
11578
214123
71123
716
66
6

TOTALS

RPI 1-25

RPI 26-50

W-L RECORDS

RPI 51-100

RPI 101-999

RPI 201+

14- 16

0- 5

2- 4

OVERALL

1- 3

11- 4

9- 2

7- 6

0- 2

1- 1

HOME

0- 1

6- 2

5- 1

6- 8

0- 3

1- 2

AWAY

0- 1

5- 2

4- 1

1- 2

0- 0

0- 1

NEUTRAL

1- 1

0- 0

0- 0

8- 4

0- 1

0- 2

NON-CONFERENCE

1- 1

7- 0

7- 0

4- 0

0- 0

0- 0

HOME

0- 0

4- 0

4- 0

3- 2

0- 1

0- 1

AWAY

0- 0

3- 0

3- 0

1- 2

0- 0

0- 1

NEUTRAL

1- 1

0- 0

0- 0

6- 12

0- 4

2- 2

CONFERENCE

0- 2

4- 4

2- 2

3- 6

0- 2

1- 1

HOME

0- 1

2- 2

1- 1

3- 6

0- 2

1- 1

AWAY

0- 1

2- 2

1- 1

0- 0

0- 0

0- 0

NEUTRAL

0- 0

0- 0

0- 0

RPI 1-25

RPI 26-50

RPI 51-100

RPI 101+

Team's RPI: 123

RPI	S	Opponent	Score
13	A	South Fla.	55 71
24	A	DePaul	65 87
24	H	DePaul	68 86
25	A	Marquette	67 69
25	H	Marquette	59 78

RPI	S	Opponent	Score
27	A	Villanova	76 53
27	H	Villanova	67 69
36	A	Ball St.	75 87
48	N	Drexel	62 76
50	A	Creighton	55 64
50	H	Creighton	59 53

RPI	S	Opponent	Score
65	N	West Virginia	68 75
69	A	St. John's (NY)	38 76
69	H	St. John's (NY)	55 73
74	N	Virginia Tech	79 77

RPI	S	Opponent	Score
112	A	Georgetown	66 57
112	H	Georgetown	52 63
125	A	Seton Hall	64 75
125	H	Seton Hall	66 48
203	H	Wisconsin	69 62
211	A	Providence	69 48
211	H	Providence	68 57
216	A	Xavier	54 57
216	H	Xavier	62 69
242	H	Austin Peay	75 54
249	A	Illinois St.	56 45
258	A	Indiana St.	60 51
264	H	Lipscomb	70 58
289	A	Murray St.	88 59
304	H	Loyola Chicago	64 52

LAST 12 Division I GAMES:

216	A	Xavier	54 57	69	A	St. John's (NY)	38 76
50	A	Creighton	55 64	27	H	Villanova	67 69
211	A	Providence	69 48	112	H	Georgetown	52 63
25	H	Marquette	59 78	211	H	Providence	68 57
24	H	DePaul	68 86	50	H	Creighton	59 53
125	A	Seton Hall	64 75	24	A	DePaul	65 87

Non-Div I Games:

Butler

Loss,
 Non-Conf, S Site,
 H Home
A Away
 N Neutral

Average RPI Win:	284	WON-LOST	WINNING	LAST 10	STRENGTH OF	OPP. STRENGTH	TEAM	ADJ.	CONF.	ADJ CONF.
Average RPI Loss:	186	RECORD	PCT. RANK	GAMES	SCHEDULE	OF SCHEDULE	RPI	RPI	RPI	RPI
DIV. I ONLY	14- 11	134	8- 2	327	302	206	206	31	31	
DIV. I NON-CONF.	4- 8	239	0- 0	276	202	244	244	31	31	

TOTALS	RPI 1-25	RPI 26-50	W-L RECORDS	RPI 51-100	RPI 101-999	RPI 201+				
14- 11	0- 1	0- 0	OVERALL	0- 1	14- 9	13- 6				
7- 2	0- 0	0- 0	HOME	0- 0	7- 2	7- 1				
7- 9	0- 1	0- 0	AWAY	0- 1	7- 7	6- 5				
0- 0	0- 0	0- 0	NEUTRAL	0- 0	0- 0	0- 0				
4- 8	0- 1	0- 0	NON-CONFERENCE	0- 1	4- 6	3- 3				
2- 1	0- 0	0- 0	HOME	0- 0	2- 1	2- 0				
2- 7	0- 1	0- 0	AWAY	0- 1	2- 5	1- 3				
0- 0	0- 0	0- 0	NEUTRAL	0- 0	0- 0	0- 0				
10- 3	0- 0	0- 0	CONFERENCE	0- 0	10- 3	10- 3				
5- 1	0- 0	0- 0	HOME	0- 0	5- 1	5- 1				
5- 2	0- 0	0- 0	AWAY	0- 0	5- 2	5- 2				
0- 0	0- 0	0- 0	NEUTRAL	0- 0	0- 0	0- 0				

RPI 1-25				RPI 26-50				RPI 51-100				RPI 101+				Team's RPI: 206
RPI	S	Opponent	Score	RPI	S	Opponent	Score	RPI	S	Opponent	Score	RPI	S	Opponent	Score	
14	A	Stanford	34 57					59	A	South Dakota	50 66	141	A	Boise St.	65 59	
												147	A	Cal Poly	57 59	
												181	H	UC Irvine	59 72	
												194	A	UTEP	56 67	
												207	A	SMU	29 41	
												219	A	New Mexico St.	48 56	
												219	H	New Mexico St.	62 52	
												222	A	Seattle U	56 64	
												222	H	Seattle U	75 68	
												238	H	Omaha	52 43	
												247	A	UC Riverside	65 68	
												263	A	Grand Canyon	69 40	
												270	A	San Jose St.	57 67	
												284	A	UMKC	76 62	
												284	H	UMKC	58 60	
												311	A	UTRGV	67 64	
												311	H	UTRGV	71 30	
												323	A	Utah Valley	64 60	
												323	H	Utah Valley	63 58	
												325	H	Cal St. Fullerton	55 43	
												328	A	Southern Utah	46 45	
												345	A	Chi cago St.	63 36	
												345	H	Chi cago St.	63 49	

LAST 12 Division I GAMES:																
				222	A	Seattle U	56 64	345	A	Chi cago St.	63 36					
				323	A	Utah Valley	64 60	222	H	Seattle U	75 68					
				263	A	Grand Canyon	69 40	345	H	Chi cago St.	63 49					
				311	H	UTRGV	71 30	284	H	UMKC	58 60					
				219	H	New Mexico St.	62 52	219	A	New Mexico St.	48 56					
				284	A	UMKC	76 62	311	A	UTRGV	67 64					

Non-Div I Games: Fresno Pacific 74 63 Whittier 72 35

Average RPI Win:	222	WON-LOST	WINNING	LAST 10	STRENGTH OF	OPP. STRENGTH	TEAM	ADJ.	CONF.	ADJ CONF.
Average RPI Loss:	181	RECORD	PCT. RANK	GAMES	SCHEDULE	OF SCHEDULE	RPI	RPI	RPI	RPI
DIV. I ONLY	13- 14	187	5- 5	223	235	213	213	21	21	
DIV. I NON-CONF.	6- 7	184	0- 0	201	269	220	220	19	19	

TOTALS	RPI 1-25	RPI 26-50	W-L RECORDS	RPI 51-100	RPI 101-999	RPI 201+				
13- 14	0- 1	0- 0	OVERALL	1- 1	12- 12	8- 6				
8- 6	0- 0	0- 0	HOME	1- 0	7- 6	5- 3				
5- 7	0- 1	0- 0	AWAY	0- 1	5- 5	3- 3				
0- 1	0- 0	0- 0	NEUTRAL	0- 0	0- 1	0- 0				
6- 7	0- 1	0- 0	NON-CONFERENCE	0- 0	6- 6	4- 3				
4- 3	0- 0	0- 0	HOME	0- 0	4- 3	3- 1				
2- 3	0- 1	0- 0	AWAY	0- 0	2- 2	1- 2				
0- 1	0- 0	0- 0	NEUTRAL	0- 0	0- 1	0- 0				
7- 7	0- 0	0- 0	CONFERENCE	1- 1	6- 6	4- 3				
4- 3	0- 0	0- 0	HOME	1- 0	3- 3	2- 2				
3- 4	0- 0	0- 0	AWAY	0- 1	3- 3	2- 1				
0- 0	0- 0	0- 0	NEUTRAL	0- 0	0- 0	0- 0				

RPI 1-25				RPI 26-50				RPI 51-100				RPI 101+				Team's RPI: 213
RPI	S	Opponent	Score	RPI	S	Opponent	Score	RPI	S	Opponent	Score	RPI	S	Opponent	Score	
8	A	Oregon	43 91					58	A	UC Davis	46 72	119	N	Milwaukee	50 58	
								58	H	UC Davis	75 71	132	H	Fresno St.	85 72	
												134	A	Loyola Marymount	75 68	
												147	A	Cal Poly	71 84	
												147	H	Cal Poly	86 66	
												148	H	Idaho	75 80	
												151	H	Weber St.	61 64	
												181	A	UC Irvine	47 56	
												191	A	UC Santa Barbara	48 30	
												191	H	UC Santa Barbara	73 74	
												222	H	Seattle U	67 62	
												223	A	New Orleans	73 76	
												238	H	Omaha	60 68	
												247	A	UC Riverside	58 69	
												247	H	UC Riverside	60 55	
												250	A	Hawaii	70 58	
												250	H	Hawaii	54 56	
												268	A	San Diego St.	55 58	
												270	A	San Jose St.	76 59	
												275	H	Arizona	66 63	
												301	H	Long Beach St.	51 59	
												305	H	Northern Ariz.	78 69	
												325	A	Cal St. Fullerton	70 68	
												325	H	Cal St. Fullerton	65 41	
LAST 12 Division I GAMES:																
250	H	Hawaii	54 56	191	A	UC Santa Barbara	48 30									
147	H	Cal Poly	86 66	181	A	UC Irvine	47 56									
247	A	UC Riverside	58 69	250	A	Hawaii	70 58									
58	A	UC Davis	46 72	247	H	UC Riverside	60 55									
301	H	Long Beach St.	51 59	325	H	Cal St. Fullerton	65 41									
58	H	UC Davis	75 71	147	A	Cal Poly	71 84									

Non-Div I Games: Biola

68 51

CSUN

Average RPI Win: 252

Average RPI Loss: 140

WON-LOST
RECORDWINNING
PCT. RANKLAST 10
GAMESSTRENGTH OF
SCHEDULEOPP. STRENGTH
OF SCHEDULETEAM
RPIADJ.
RPICONF.
RPIADJ CONF.
RPI

DIV. I ONLY	15- 11	130	7- 3	210	265	147	147	21	21
DIV. I NON-CONF.	5- 6	187	0- 0	155	319	162	162	19	19
<hr/>									
TOTALS	RPI 1-25	RPI 26-50	W-L RECORDS	RPI 51-100	RPI 101-999	RPI 201+			
15- 11	0- 0	0- 1	OVERALL	0- 3	15- 7	12- 2			
10- 2	0- 0	0- 0	HOME	0- 1	10- 1	7- 0			
5- 9	0- 0	0- 1	AWAY	0- 2	5- 6	5- 2			
0- 0	0- 0	0- 0	NEUTRAL	0- 0	0- 0	0- 0			
5- 6	0- 0	0- 1	NON-CONFERENCE	0- 1	5- 4	4- 1			
3- 1	0- 0	0- 0	HOME	0- 0	3- 1	2- 0			
2- 5	0- 0	0- 1	AWAY	0- 1	2- 3	2- 1			
0- 0	0- 0	0- 0	NEUTRAL	0- 0	0- 0	0- 0			
10- 5	0- 0	0- 0	CONFERENCE	0- 2	10- 3	8- 1			
7- 1	0- 0	0- 0	HOME	0- 1	7- 0	5- 0			
3- 4	0- 0	0- 0	AWAY	0- 1	3- 3	3- 1			
0- 0	0- 0	0- 0	NEUTRAL	0- 0	0- 0	0- 0			

RPI 1-25				RPI 26-50				RPI 51-100				RPI 101+ Team's RPI: 147			
RPI	S	Opponent	Score	RPI	S	Opponent	Score	RPI	S	Opponent	Score	RPI	S	Opponent	Score
				46	A	Minnesota	68 112	58	A	UC Davis	77 85	129	H	Robert Morris	50 66
								58	H	UC Davis	76 80	131	A	San Francisco	71 83
								72	A	Saint Mary's (CA)	64 82	131	H	San Francisco	88 83
												142	A	Eastern Wash.	72 75
												181	A	UC Irvine	66 107
												181	H	UC Irvine	79 76
												191	A	UC Santa Barbara	68 73
												191	H	UC Santa Barbara	73 72
												206	H	CSU Bakersfield	59 57
												213	A	CSUN	66 86
												213	H	CSUN	84 71
												247	A	UC Riverside	87 82
												247	H	UC Riverside	91 73
												250	H	Hawaii	52 50
												263	H	Grand Canyon	75 69
												288	A	North Dakota St.	73 69
												301	A	Long Beach St.	75 64
												301	H	Long Beach St.	70 61
												305	A	Northern Ariz.	89 73
												323	A	Utah Valley	70 89
												325	A	Cal St. Fullerton	72 63
												325	H	Cal St. Fullerton	63 56
<hr/>															
LAST 12 Division I GAMES:															
				325	H	Cal St. Fullerton	63 56	247	H	UC Riverside	91 73				
				191	H	UC Santa Barbara	73 72	250	H	Hawaii	52 50				
				213	A	CSUN	66 86	325	A	Cal St. Fullerton	72 63				
				181	A	UC Irvine	66 107	301	A	Long Beach St.	75 64				
				301	H	Long Beach St.	70 61	58	H	UC Davis	76 80				
				58	A	UC Davis	77 85	181	H	UC Irvine	79 76				

Non-Div I Games: Cal St. Monterey Bay 77 44

Cal Poly

■ Loss,
 ■ Non-Conf,
 ■ S Site,
 ■ Home
 ■ A Away
 N Neutral

Average RPI Win: 284

Average RPI Loss: 197

WON-LOST
RECORDWINNING
PCT. RANKLAST 10
GAMESSTRENGTH OF
SCHEDULEOPP. STRENGTH
OF SCHEDULETEAM
RPIADJ.
RPICONF.
RPIADJ CONF.
RPIDIV. I ONLY
DIV. I NON-CONF.7- 19
4- 8286
2391- 9
0- 0326
308243
324325
288325
28821
1921
19

TOTALS

RPI 1-25

RPI 26-50

W-L RECORDS

RPI 51-100

RPI 101-999

RPI 201+

7- 19

0- 0

0- 0

OVERALL

0- 1

7- 18

7- 8

5- 6

0- 0

0- 0

HOME

0- 0

5- 6

5- 1

2- 12

0- 0

0- 0

AWAY

0- 1

2- 11

2- 7

0- 1

0- 0

0- 0

NEUTRAL

0- 0

0- 1

0- 0

4- 8

0- 0

0- 0

NON-CONFERENCE

0- 0

4- 8

4- 3

2- 2

0- 0

0- 0

HOME

0- 0

2- 2

2- 0

2- 5

0- 0

0- 0

AWAY

0- 0

2- 5

2- 3

0- 1

0- 0

0- 0

NEUTRAL

0- 0

0- 1

0- 0

3- 11

0- 0

0- 0

CONFERENCE

0- 1

3- 10

3- 5

3- 4

0- 0

0- 0

HOME

0- 0

3- 4

3- 1

0- 7

0- 0

0- 0

AWAY

0- 1

0- 6

0- 4

0- 0

0- 0

0- 0

NEUTRAL

0- 0

0- 0

0- 0

RPI 1-25

RPI 26-50

RPI 51-100

RPI 101+

Team's RPI: 325

RPI S Opponent Score

RPI S Opponent Score

RPI S Opponent Score

RPI S Opponent Score

58 A UC Davis 53 67

147 A Cal Poly 56 63

147 H Cal Poly 63 72

148 A Idaho 60 80

171 H Denver 58 83

179 N Oral Roberts 50 60

181 H UC Irvine 60 76

190 A Pacific 65 81

191 A UC Santa Barbara 59 78

191 H UC Santa Barbara 52 59

194 H UTEP 91 92

206 A CSU Bakersfield 43 55

213 A CSUN 41 65

213 H CSUN 68 70

240 A Montana 47 68

247 A UC Riverside 50 63

247 H UC Riverside 71 62

250 A Hawaii 54 59

250 H Hawaii 69 57

268 A San Diego St. 58 59

269 H UTSA 55 46

283 A Santa Clara 73 69

301 A Long Beach St. 47 67

301 H Long Beach St. 67 61

313 H Portland 66 61

323 A Utah Valley 73 36

LAST 12 Division I GAMES:

147 A Cal Poly 56 63 181 H UC Irvine 60 76

247 H UC Riverside 71 62 147 H Cal Poly 63 72

301 A Long Beach St. 47 67 58 A UC Davis 53 67

191 A UC Santa Barbara 59 78 213 A CSUN 41 65

191 H UC Santa Barbara 52 59 247 A UC Riverside 50 63

250 A Hawaii 54 59 301 H Long Beach St. 67 61

Cal St. Fullerton

Cal St. Fullerton

Non-Div I Games: Antelope Valley 74 48

Cal St. Fullerton

Loss, Non-Conf, S Site, H Home A Away N Neutral

Average RPI	Win:	156	WON-LOST	WINNING	LAST 10	STRENGTH OF	OPP. STRENGTH	TEAM	ADJ.	CONF.	ADJ CONF.
Average RPI	Loss:	23	RECORD	PCT. RANK	GAMES	SCHEDULE	OF SCHEDULE	RPI	RPI	RPI	RPI
DIV. I ONLY		20- 9	68	6- 4	54	25	39	39	5	5	
DIV. I NON-CONF.		9- 2	33	0- 0	51	98	24	24	3	3	

TOTALS	RPI 1-25		RPI 26-50		W-L RECORDS	RPI 51-100	RPI 101-999		RPI 201+		
20- 9	1- 6		2- 1		OVERALL	3- 2	14- 0		5- 0		
12- 3	1- 2		1- 0		HOME	2- 1	8- 0		3- 0		
8- 6	0- 4		1- 1		AWAY	1- 1	6- 0		2- 0		
0- 0	0- 0		0- 0		NEUTRAL	0- 0	0- 0		0- 0		
9- 2	0- 2		0- 0		NON-CONFERENCE	2- 0	7- 0		3- 0		
5- 1	0- 1		0- 0		HOME	1- 0	4- 0		2- 0		
4- 1	0- 1		0- 0		AWAY	1- 0	3- 0		1- 0		
0- 0	0- 0		0- 0		NEUTRAL	0- 0	0- 0		0- 0		
11- 7	1- 4		2- 1		CONFERENCE	1- 2	7- 0		2- 0		
7- 2	1- 1		1- 0		HOME	1- 1	4- 0		1- 0		
4- 5	0- 3		1- 1		AWAY	0- 1	3- 0		1- 0		
0- 0	0- 0		0- 0		NEUTRAL	0- 0	0- 0		0- 0		

RPI	S	Opponent	Score	RPI	S	Opponent	Score	RPI	S	Opponent	Score	RPI	S	Opponent	Score
2	A	UConn	47 82	33	A	Oregon St.	48 68	57	A	Arizona St.	71 80	107	A	Washington St.	67 54
8	A	Oregon	54 91	45	A	Southern Cal i forni a	62 59	57	H	Arizona St.	42 57	107	H	Washington St.	66 60
10	A	UCLA	52 60	45	H	Southern Cal i forni a	76 64	72	H	Saint Mary's (CA)	87 80	140	H	BYU	70 45
10	H	UCLA	46 82					90	A	Kentucky	62 52	149	H	Colorado	78 76
14	A	Stanford	69 74					97	H	Utah	84 73	176	A	Brown	89 79
14	H	Stanford	78 66									188	H	San Diego	89 64
18	H	Missouri	52 55									190	A	Paci fic	92 85

Team's RPI: 39															
RPI 1-25															
RPI 26-50															
RPI 51-100															
RPI 101+															
LAST 12 Division I GAMES:															
196	A	Washington	83 67	33	A	Oregon St.	48 68	8	A	Oregon	54 91	275	H	Arizona	63 39
107	A	Washington St.	67 54	8	A	Oregon	54 91	45	A	Southern Cal i forni a	62 59	275	H	Arizona	63 39
14	H	Stanford	78 66	57	H	Arizona St.	42 57	10	A	UCLA	52 60	283	A	Santa Clara	79 41
14	A	Stanford	69 74	275	H	Arizona	63 39								
97	H	Utah	84 73	45	A	Southern Cal i forni a	62 59								
149	H	Colorado	78 76	10	A	UCLA	52 60								

Non-Div I Games:

Cal i forni a

C
a
m
p
b
e
l
l

Campbell				Through Games Of Feb. 28, 2018						
Average RPI Win: 281		WON-LOST RECORD	WINNING PCT. RANK	LAST 10 GAMES	STRENGTH OF SCHEDULE	OPP. STRENGTH OF SCHEDULE	TEAM RPI	ADJ. RPI	CONF. RPI	ADJ CONF. RPI
Average RPI Loss: 197										
DIV. I ONLY		13- 13	176	5- 5	328	318	254	254	26	26
DIV. I NON-CONF.		5- 4	146	0- 0	310	301	225	225	28	28

TOTALS		RPI 1-25	RPI 26-50	W-L RECORDS		RPI 51-100	RPI 101-999	RPI 201+		
13- 13		0- 0	0- 0	OVERALL		0- 3	13- 10	12- 6		
7- 6		0- 0	0- 0	HOME		0- 2	7- 4	7- 1		
6- 7		0- 0	0- 0	AWAY		0- 0	6- 4	5- 4		
0- 0		0- 0	0- 0	NEUTRAL		0- 0	0- 0	0- 0		
5- 4		0- 0	0- 0	NON-CONFERENCE		0- 1	5- 3	5- 1		
2- 2		0- 0	0- 0	HOME		0- 1	2- 1	2- 0		
3- 2		0- 0	0- 0	AWAY		0- 0	3- 2	3- 1		
0- 0		0- 0	0- 0	NEUTRAL		0- 0	0- 0	0- 0		
8- 9		0- 0	0- 0	CONFERENCE		0- 2	8- 7	7- 5		
5- 4		0- 0	0- 0	HOME		0- 1	5- 3	5- 1		
3- 5		0- 0	0- 0	AWAY		0- 1	3- 4	2- 4		
0- 0		0- 0	0- 0	NEUTRAL		0- 0	0- 0	0- 0		

RPI 1-25				RPI 26-50				RPI 51-100				RPI 101+ Team's RPI: 254			
RPI	S	Opponent	Score	RPI	S	Opponent	Score	RPI	S	Opponent	Score	RPI	S	Opponent	Score
								53	H	Mercer	57 58	137	H	Radford	50 51
								89	A	Liberty	42 60	169	A	Kansas	48 66
								89	H	Liberty	33 46	192	H	Norfolk St.	27 53
												196	A	High Point	51 44
												196	H	High Point	53 62
												218	A	Gardner-Webb	73 44
												218	H	Gardner-Webb	63 55
												226	A	UNCG	72 61
												232	A	UNC Asheville	33 38
												232	H	UNC Asheville	52 60
												245	A	Presbyterian	59 65
												245	H	Presbyterian	53 40
												265	A	Howard	61 63
												272	A	Col. of Charleston	53 45
												295	H	USC Upstate	69 49
												316	H	Western Caro.	58 51
												318	A	N.C. Central	58 51
												322	A	Charleston So.	59 63
												322	H	Charleston So.	58 49
												340	A	Winthrop	72 48
												340	H	Winthrop	57 45
												341	A	Longwood	50 57
												341	H	Longwood	58 48

LAST 12 Division I GAMES:															
				218	H	Gardner-Webb	63 55	322	A	Charleston So.	59 63				
				340	H	Winthrop	57 45	196	A	High Point	51 44				
				232	A	UNC Asheville	33 38	137	H	Radford	50 51				
				341	A	Longwood	50 57	341	H	Longwood	58 48				
				245	H	Presbyterian	53 40	218	A	Gardner-Webb	73 44				
				89	H	Liberty	33 46	89	A	Liberty	42 60				

Non-Div I Games: William Peace 94 42 Columbia Int'l 78 39

Campbell

C
a
m
p
b
e
l
l

C
a
n
i
s
i
u
s

Canisius				Through Games Of Feb. 28, 2018						
Average RPI Win:	273	WON-LOST	WINNING	LAST 10	STRENGTH OF	OPP. STRENGTH	TEAM	ADJ.	CONF.	ADJ CONF.
Average RPI Loss:	182	RECORD	PCT. RANK	GAMES	SCHEDULE	OF SCHEDULE	RPI	RPI	RPI	RPI
DIV. I ONLY	10- 19	254	4- 6	256	291	279	279	28	28	
DIV. I NON-CONF.	2- 9	295	0- 0	194	261	292	292	25	25	

TOTALS	RPI 1-25	RPI 26-50	W-L RECORDS	RPI 51-100	RPI 101-999	RPI 201+				
10- 19	0- 1	0- 2	OVERALL	0- 2	10- 14	9- 8				
5- 9	0- 0	0- 1	HOME	0- 0	5- 8	4- 5				
5- 9	0- 0	0- 0	AWAY	0- 1	5- 0	5- 0				
0- 1	0- 0	0- 0	NEUTRAL	0- 0	0- 1	0- 0				
2- 9	0- 1	0- 0	NON-CONFERENCE	0- 2	2- 6	2- 3				
1- 4	0- 0	0- 0	HOME	0- 0	1- 4	1- 2				
1- 4	0- 1	0- 0	AWAY	0- 2	1- 1	1- 1				
0- 1	0- 0	0- 0	NEUTRAL	0- 0	0- 1	0- 0				
8- 10	0- 0	0- 2	CONFERENCE	0- 0	8- 8	7- 5				
4- 5	0- 0	0- 1	HOME	0- 0	4- 4	3- 3				
4- 5	0- 0	0- 1	AWAY	0- 0	4- 4	4- 2				
0- 0	0- 0	0- 0	NEUTRAL	0- 0	0- 0	0- 0				

RPI 1-25				RPI 26-50				RPI 51-100				RPI 101+ Team's RPI: 279			
RPI	S	Opponent	Score	RPI	S	Opponent	Score	RPI	S	Opponent	Score	RPI	S	Opponent	Score
16	A	Buffalo	47 73	41	A	Qui nni pi ac	39 64	80	A	Mi ami (OH)	47 72	106	N	Middle Tenn.	45 55
				41	H	Qui nni pi ac	55 84	88	A	Bucknel l	57 76	173	A	Mari st	47 58
												173	H	Mari st	53 78
												186	H	Morehead St.	52 76
												187	H	Oakl and	48 83
												195	A	Si ena	59 68
												195	H	Si ena	65 57
												210	A	Bowl ing Green	71 57
												228	A	Ni agara	72 66
												228	H	Ni agara	64 60
												248	H	St. Bonaventure	71 69
												259	A	Manhattan	39 58
												259	H	Manhattan	56 59
												261	A	Ri der	54 70
												261	H	Ri der	54 62
												267	H	Fai rfi el d	52 56
												273	H	Cornel l	59 67
												282	H	Col gate	63 70
												293	A	Monmouth	60 48
												293	H	Monmouth	62 50
												311	A	UTRGV	46 63
												338	A	Iona	53 49
												347	A	Sai nt Peter' s	66 53
												347	H	Sai nt Peter' s	52 49
LAST 12 Division I GAMES:															
				195	A	Si ena	59 68	347	H	Sai nt Peter' s	52 49				
				228	A	Ni agara	72 66	228	H	Ni agara	64 60				
				261	H	Ri der	54 62	173	H	Mari st	53 78				
				293	H	Monmouth	62 50	41	H	Qui nni pi ac	55 84				
				173	A	Mari st	47 58	293	A	Monmouth	60 48				
				41	A	Qui nni pi ac	39 64	347	A	Sai nt Peter' s	66 53				

C
a
n
i
s
i
u
s

Non-Div I Games:

Canisius

Average RPI Win:	263	WON-LOST	WINNING	LAST 10	STRENGTH OF	OPP. STRENGTH	TEAM	ADJ.	CONF.	ADJ CONF.
Average RPI Loss:	116	RECORD	PCT. RANK	GAMES	SCHEDULE	OF SCHEDULE	RPI	RPI	RPI	RPI
DIV. I ONLY	16- 8	80	7- 3	249	248	121	121	27	27	
DIV. I NON-CONF.	3- 4	209	0- 0	62	22	87	87	26	26	

TOTALS	RPI 1-25	RPI 26-50	W-L RECORDS	RPI 51-100	RPI 101-999	RPI 201+				
16- 8	0- 3	0- 0	OVERALL	1- 0	15- 5	14- 2				
7- 2	0- 0	0- 0	HOME	1- 0	6- 2	6- 1				
7- 6	0- 0	0- 0	AWAY	0- 0	7- 0	7- 0				
2- 0	0- 0	0- 0	NEUTRAL	0- 0	2- 0	1- 0				
3- 4	0- 3	0- 0	NON-CONFERENCE	0- 0	3- 1	2- 0				
1- 0	0- 0	0- 0	HOME	0- 0	1- 0	1- 0				
0- 4	0- 3	0- 0	AWAY	0- 0	0- 1	0- 0				
2- 0	0- 0	0- 0	NEUTRAL	0- 0	2- 0	1- 0				
13- 4	0- 0	0- 0	CONFERENCE	1- 0	12- 4	12- 2				
6- 2	0- 0	0- 0	HOME	1- 0	5- 2	5- 1				
7- 2	0- 0	0- 0	AWAY	0- 0	7- 2	7- 1				
0- 0	0- 0	0- 0	NEUTRAL	0- 0	0- 0	0- 0				

RPI 1-25				RPI 26-50				RPI 51-100				RPI 101+ Team's RPI: 121			
RPI	S	Opponent	Score	RPI	S	Opponent	Score	RPI	S	Opponent	Score	RPI	S	Opponent	Score
4	A	Baylor	55 86					94	H	Lamar Uni versi ty	51 39	110	A	SFA	46 59
9	A	Tennessee	34 77									110	H	SFA	50 55
19	A	Texas A&M	61 72									160	N	Clemson	53 47
												163	A	South Ala.	43 64
												223	H	New Orleans	48 52
												230	A	Nicholls St.	69 48
												230	H	Nicholls St.	60 42
												236	A	A&M-Corpus Christi	58 50
												239	A	Abilene Christian	73 61
												239	H	Abilene Christian	63 45
												280	A	McNeese	51 45
												288	N	North Dakota St.	68 45
												290	A	Southeastern La.	70 78
												290	H	Southeastern La.	63 47
												297	H	Alcorn	75 52
												308	H	Houston Baptist	64 56
												315	A	Incarinate Word	57 35
												335	A	Sam Houston St.	73 53
												335	H	Sam Houston St.	69 44
												336	A	Northwestern St.	61 53

LAST 12 Division I GAMES:															
335	A	Sam Houston St.	73 53	290	A	Southeastern La.	70 78								
239	A	Abilene Christian	73 61	336	A	Northwestern St.	61 53								
110	H	SFA	50 55	110	A	SFA	46 59								
230	H	Nicholls St.	60 42	239	H	Abilene Christian	63 45								
280	A	McNeese	51 45	223	H	New Orleans	48 52								
308	H	Houston Baptist	64 56	230	A	Nicholls St.	69 48								

Non-Div I Games: Central Baptist 75 34 Williams Baptist 77 31 Crowley's Ridge 106 23 Hendrix 79 22 Central Ark.

Central Conn. St.			Through Games Of Feb. 28, 2018								
Average RPI	Win:	292	WON-LOST	WINNING	LAST 10	STRENGTH OF	OPP. STRENGTH	TEAM	ADJ.	CONF.	ADJ CONF.
Average RPI	Loss:	176	RECORD	PCT. RANK	GAMES	SCHEDULE	OF SCHEDULE	RPI	RPI	RPI	RPI
DIV. I ONLY			6- 21	309	4- 6	159	316	296	296	29	29
DIV. I NON-CONF.			0- 11	337	0- 0	57	196	294	294	29	29

TOTALS		RPI 1-25		RPI 26-50		W-L RECORDS		RPI 51-100	RPI 101-999	RPI 201+	
6- 21		0- 0		0- 1		OVERALL		0- 4	6- 16	6- 8	
4- 9		0- 0		0- 0		HOME		0- 1	4- 8	4- 4	
2- 12		0- 0		0- 1		AWAY		0- 3	2- 8	2- 4	
0- 0		0- 0		0- 0		NEUTRAL		0- 0	0- 0	0- 0	
0- 11		0- 0		0- 1		NON-CONFERENCE		0- 4	0- 6	0- 2	
0- 4		0- 0		0- 0		HOME		0- 1	0- 3	0- 1	
0- 7		0- 0		0- 1		AWAY		0- 3	0- 3	0- 1	
0- 0		0- 0		0- 0		NEUTRAL		0- 0	0- 0	0- 0	
6- 10		0- 0		0- 0		CONFERENCE		0- 0	6- 10	6- 6	
4- 5		0- 0		0- 0		HOME		0- 0	4- 5	4- 3	
2- 5		0- 0		0- 0		AWAY		0- 0	2- 5	2- 3	
0- 0		0- 0		0- 0		NEUTRAL		0- 0	0- 0	0- 0	

RPI 1-25				RPI 26-50				RPI 51-100				RPI 101+ Team's RPI: 296			
RPI	S	Opponent	Score	RPI	S	Opponent	Score	RPI	S	Opponent	Score	RPI	S	Opponent	Score
				35	A	Virginia	59 103	65	A	West Virginia	52 102	115	A	Saint Francis (PA)	59 87
								71	A	Duquesne	58 83	115	H	Saint Francis (PA)	75 85
								77	H	Albany (NY)	60 72	128	H	Yale	62 75
								86	A	Penn St.	66 83	129	A	Robert Morris	47 66
												129	H	Robert Morris	51 67
												145	A	Hartford	52 68
												176	H	Brown	55 78
												178	A	Stony Brook	55 60
												253	H	St. Francis Brooklyn	70 78
												257	A	Sacred Heart	73 71
												257	H	Sacred Heart	69 59
												266	H	Morgan St.	41 61
												277	H	LIU Brooklyn	54 61
												286	A	Fairleigh Dickinson	49 78
												286	H	Fairleigh Dickinson	76 56
												287	A	Bryant	50 66
												287	H	Bryant	66 59
												291	A	Vermont	48 62
												292	A	Mt. St. Mary's	56 76
												292	H	Mt. St. Mary's	56 68
												333	A	Wagner	66 64
												333	H	Wagner	59 56

LAST 12 Division I GAMES:															
				129	H	Robert Morris	51 67	257	A	Sacred Heart	73 71				
				115	H	Saint Francis (PA)	75 85	129	A	Robert Morris	47 66				
				292	A	Mt. St. Mary's	56 76	115	A	Saint Francis (PA)	59 87				
				333	A	Wagner	66 64	277	H	LIU Brooklyn	54 61				
				287	H	Bryant	66 59	253	H	St. Francis Brooklyn	70 78				
				286	H	Fairleigh Dickinson	76 56	286	A	Fairleigh Dickinson	49 78				

Non-Div I Games:

Central Mich.				Through Games Of Feb. 28, 2018							
Average RPI	Win:	144	WON-LOST	WINNING	LAST 10	STRENGTH OF	OPP. STRENGTH	TEAM	ADJ.	CONF.	ADJ CONF.
Average RPI	Loss:	46	RECORD	PCT. RANK	GAMES	SCHEDULE	OF SCHEDULE	RPI	RPI	RPI	RPI
DIV. I ONLY			23- 4	12	9- 1	72	84	23	23	7	7
DIV. I NON-CONF.			7- 3	74	0- 0	187	65	91	91	8	8

TOTALS		RPI 1-25		RPI 26-50		W-L RECORDS		RPI 51-100	RPI 101-999	RPI 201+	
23- 4		1- 1		2- 1		OVERALL		4- 2	16- 0	7- 0	
11- 2		1- 0		1- 1		HOME		2- 1	7- 0	3- 0	
10- 2		0- 1		1- 0		AWAY		2- 1	7- 0	3- 0	
2- 0		0- 0		0- 0		NEUTRAL		0- 0	2- 0	1- 0	
7- 3		0- 0		0- 1		NON-CONFERENCE		0- 2	7- 0	3- 0	
2- 2		0- 0		0- 1		HOME		0- 1	2- 0	1- 0	
3- 1		0- 0		0- 0		AWAY		0- 1	3- 0	1- 0	
2- 0		0- 0		0- 0		NEUTRAL		0- 0	2- 0	1- 0	
16- 1		1- 1		2- 0		CONFERENCE		4- 0	9- 0	4- 0	
9- 0		1- 0		1- 0		HOME		2- 0	5- 0	2- 0	
7- 1		0- 1		1- 0		AWAY		2- 0	4- 0	2- 0	
0- 0		0- 0		0- 0		NEUTRAL		0- 0	0- 0	0- 0	

RPI 1-25				Team's RPI: 23				RPI 26-50				RPI 51-100				RPI 101+			
RPI	S	Opponent	Score					RPI	S	Opponent	Score	RPI	S	Opponent	Score	RPI	S	Opponent	Score
16	A	Buffalo	82	85				36	A	Ball St.	69 65	55	H	Purdue	69 79	109	N	Iowa St.	81 60
16	H	Buffalo	86	79				36	H	Ball St.	88 80	67	H	Tol edo	85 47	114	A	Northern Ill.	81 78
								41	H	Qui nni pi ac	70 84	71	A	Duquesne	61 64	114	H	Northern Ill.	91 77
												80	A	Mi ami (OH)	84 66	122	A	Western Mi ch.	78 62
												90	A	Ohi o	74 72	122	H	Western Mi ch.	74 70
												90	H	Ohi o	82 58	144	H	Vanderbi l t	92 75
																159	H	Kent St.	88 84
																162	A	SIUE	94 56
																187	A	Oakl and	103 85
																210	H	Bowl ing Green	90 54
																214	A	Eastern Mi ch.	95 72
																214	H	Eastern Mi ch.	95 82
																220	A	Akron	95 86
																258	A	Indi ana St.	77 67
																268	N	San Diego St.	85 76
																272	H	Col. of Charleston	79 58

												LAST 12 Division I GAMES:							
								36	H	Ball St.	88 80	90	A	Ohi o	74 72				
								122	A	Western Mi ch.	78 62	214	A	Eastern Mi ch.	95 72				
								114	H	Northern Ill.	91 77	16	H	Buffal o	86 79				
								214	H	Eastern Mi ch.	95 82	122	H	Western Mi ch.	74 70				
								16	A	Buffal o	82 85	220	A	Akron	95 86				
								67	H	Tol edo	85 47	114	A	Northern Ill.	81 78				

Non-Div I Games: Aquinas 96 47

Central Mich.

Average RPI Win:	305	WON-LOST	WINNING	LAST 10	STRENGTH OF	OPP. STRENGTH	TEAM	ADJ.	CONF.	ADJ CONF.
Average RPI Loss:	200	RECORD	PCT. RANK	GAMES	SCHEDULE	OF SCHEDULE	RPI	RPI	RPI	RPI
DIV. I ONLY	7- 18	283	3- 7	321	322	322	322	26	26	
DIV. I NON-CONF.	2- 6	280	0- 0	339	251	338	338	28	28	

TOTALS	RPI 1-25	RPI 26-50	W-L RECORDS	RPI 51-100	RPI 101-999	RPI 201+				
7- 18	0- 0	0- 0	OVERALL	0- 3	7- 15	7- 9				
4- 7	0- 0	0- 0	HOME	0- 1	4- 6	4- 4				
3- 10	0- 0	0- 0	AWAY	0- 0	3- 4	3- 2				
0- 1	0- 0	0- 0	NEUTRAL	0- 0	0- 1	0- 0				
2- 6	0- 0	0- 0	NON-CONFERENCE	0- 1	2- 5	2- 3				
1- 2	0- 0	0- 0	HOME	0- 0	1- 2	1- 2				
1- 3	0- 0	0- 0	AWAY	0- 1	1- 2	1- 1				
0- 1	0- 0	0- 0	NEUTRAL	0- 0	0- 1	0- 0				
5- 12	0- 0	0- 0	CONFERENCE	0- 2	5- 10	5- 6				
3- 5	0- 0	0- 0	HOME	0- 1	3- 4	3- 2				
2- 7	0- 0	0- 0	AWAY	0- 1	2- 6	2- 4				
0- 0	0- 0	0- 0	NEUTRAL	0- 0	0- 0	0- 0				

RPI 1-25				RPI 26-50				RPI 51-100				RPI 101+				Team's RPI: 322
RPI	S	Opponent	Score	RPI	S	Opponent	Score	RPI	S	Opponent	Score	RPI	S	Opponent	Score	
								62	A	Georgi a Tech	51 78	137	A	Radford	57 74	
								89	A	Li berty	53 63	137	H	Radford	56 61	
								89	H	Li berty	57 95	145	N	Hartford	43 62	
												160	A	Clemson	30 66	
												196	A	Hi gh Point	49 52	
												196	H	Hi gh Point	74 75	
												218	A	Gardner-Webb	52 68	
												218	H	Gardner-Webb	59 75	
												232	A	UNC Asheville	69 71	
												232	H	UNC Asheville	61 78	
												245	A	Presbyteri an	64 61	
												254	A	Campbel l	49 58	
												254	H	Campbel l	63 59	
												264	H	Li pscomb	54 58	
												299	A	Wofford	68 45	
												309	A	FIU	70 77	
												314	H	Coppin St.	72 58	
												321	H	South Carolina St.	58 60	
												340	A	Wi nthrop	56 62	
												340	H	Wi nthrop	81 45	
												341	A	Longwood	78 61	
												341	H	Longwood	73 57	

LAST 12 Division I GAMES:																
				340	A	Wi nthrop	56 62	254	H	Campbel l	63 59					
				89	H	Li berty	57 95	341	A	Longwood	78 61					
				196	A	Hi gh Point	49 52	245	A	Presbyteri an	64 61					
				218	H	Gardner-Webb	59 75	196	H	Hi gh Point	74 75					
				232	A	UNC Asheville	69 71	232	H	UNC Asheville	61 78					
				137	A	Radford	57 74	218	A	Gardner-Webb	52 68					

Non-Div I Games: Southern Wesleyan 94 56 Erskine 79 43

Charleston So.

Average RPI Win:	227	WON-LOST	WINNING	LAST 10	STRENGTH OF	OPP. STRENGTH	TEAM	ADJ.	CONF.	ADJ CONF.
Average RPI Loss:	117	RECORD	PCT. RANK	GAMES	SCHEDULE	OF SCHEDULE	RPI	RPI	RPI	RPI
DIV. I ONLY	12- 15	211	6- 4	99	169	153	153	18	18	
DIV. I NON-CONF.	4- 9	249	0- 0	101	110	222	222	20	20	

TOTALS	RPI 1-25	RPI 26-50	W-L RECORDS	RPI 51-100	RPI 101-999	RPI 201+				
12- 15	0- 1	0- 3	OVERALL	2- 1	10- 10	9- 2				
7- 4	0- 0	0- 1	HOME	1- 1	6- 2	6- 0				
5- 9	0- 0	0- 1	AWAY	1- 0	4- 8	3- 2				
0- 2	0- 1	0- 1	NEUTRAL	0- 0	0- 0	0- 0				
4- 9	0- 1	0- 2	NON-CONFERENCE	1- 1	3- 5	3- 1				
3- 2	0- 0	0- 1	HOME	1- 1	2- 0	2- 0				
1- 5	0- 0	0- 0	AWAY	0- 0	1- 5	1- 1				
0- 2	0- 1	0- 1	NEUTRAL	0- 0	0- 0	0- 0				
8- 6	0- 0	0- 1	CONFERENCE	1- 0	7- 5	6- 1				
4- 2	0- 0	0- 0	HOME	0- 0	4- 2	4- 0				
4- 4	0- 0	0- 1	AWAY	1- 0	3- 3	2- 1				
0- 0	0- 0	0- 0	NEUTRAL	0- 0	0- 0	0- 0				

RPI 1-25				RPI 26-50				RPI 51-100				RPI 101+				Team's RPI: 153
RPI	S	Opponent	Score	RPI	S	Opponent	Score	RPI	S	Opponent	Score	RPI	S	Opponent	Score	
15	N	Iowa	64 77	34	N	South Dakota St.	70 71	53	H	Mercer	74 90	103	H	Rice	55 62	
				42	H	Rutgers	54 77	71	H	Duquesne	75 72	104	A	Wake Forest	69 71	
				43	A	Western Ky.	61 83	84	A	UAB	80 71	106	A	Middle Tenn.	45 64	
												106	H	Middle Tenn.	53 54	
												136	A	Louisiana Tech	64 51	
												138	A	Arkansas	72 73	
												185	A	Davidson	66 68	
												194	A	UTEP	58 67	
												201	A	East Carolina	55 58	
												203	A	Wisconsin	66 80	
												205	A	Southern Miss.	85 79	
												205	H	Southern Miss.	66 56	
												221	A	North Texas	68 73	
												232	A	UNC Asheville	51 47	
												269	H	UTSA	88 75	
												281	A	Old Dominion	63 60	
												302	H	Marshall	67 61	
												309	H	FIU	80 57	
												314	H	Coppin St.	78 49	
												321	H	South Carolina St.	64 49	

LAST 12 Division I GAMES:																
106	H	Middle Tenn.	53 54	302	H	Marshall	67 61									
43	A	Western Ky.	61 83	106	A	Middle Tenn.	45 64									
84	A	UAB	80 71	205	A	Southern Miss.	85 79									
136	A	Louisiana Tech	64 51	103	H	Rice	55 62									
269	H	UTSA	88 75	221	A	North Texas	68 73									
309	H	FIU	80 57	194	A	UTEP	58 67									

Non-Div I Games:

Charlotte

Average RPI Win:	193	WON-LOST	WINNING	LAST 10	STRENGTH OF	OPP. STRENGTH	TEAM	ADJ.	CONF.	ADJ CONF.
Average RPI Loss:	95	RECORD	PCT. RANK	GAMES	SCHEDULE	OF SCHEDULE	RPI	RPI	RPI	RPI
DIV. I ONLY	17- 11	107	5- 5	98	114	98	98	17	17	
DIV. I NON-CONF.	9- 5	99	0- 0	42	48	58	58	17	17	

TOTALS	RPI 1-25	RPI 26-50	W-L RECORDS	RPI 51-100	RPI 101-999	RPI 201+				
17- 11	0- 1	0- 2	OVERALL	3- 3	14- 5	7- 0				
8- 5	0- 0	0- 1	HOME	1- 2	7- 2	4- 0				
6- 5	0- 1	0- 0	AWAY	1- 1	5- 3	3- 0				
3- 1	0- 0	0- 1	NEUTRAL	1- 0	2- 0	0- 0				
9- 5	0- 1	0- 2	NON-CONFERENCE	3- 1	6- 1	1- 0				
4- 2	0- 0	0- 1	HOME	1- 1	3- 0	1- 0				
2- 2	0- 1	0- 0	AWAY	1- 0	1- 1	0- 0				
3- 1	0- 0	0- 1	NEUTRAL	1- 0	2- 0	0- 0				
8- 6	0- 0	0- 0	CONFERENCE	0- 2	8- 4	6- 0				
4- 3	0- 0	0- 0	HOME	0- 1	4- 2	3- 0				
4- 3	0- 0	0- 0	AWAY	0- 1	4- 2	3- 0				
0- 0	0- 0	0- 0	NEUTRAL	0- 0	0- 0	0- 0				

RPI 1-25				RPI 26-50				RPI 51-100 Team's RPI: 98				RPI 101+			
RPI	S	Opponent	Score	RPI	S	Opponent	Score	RPI	S	Opponent	Score	RPI	S	Opponent	Score
22	A	Green Bay	30 60	32	N	Princeton	49 59	52	H	FGCU	68 61	112	N	Georgetown	54 41
				44	H	UCF	57 58	53	A	Mercer	56 65	113	A	ETSU	58 65
								53	H	Mercer	50 71	113	H	ETSU	55 61
								54	A	Indiana	64 61	164	H	UT Martin	87 82
								74	H	Virginia Tech	44 64	165	N	Northwestern	61 44
								96	N	Auburn	50 41	166	A	Florida	65 60
												170	A	Samford	71 65
												170	H	Samford	68 58
												177	A	Furman	57 58
												177	H	Furman	45 50
												182	A	Stetson	67 78
												198	H	Hampton	64 52
												226	A	UNCG	73 57
												226	H	UNCG	49 42
												245	H	Presbyterian	71 51
												299	A	Wofford	54 47
												299	H	Wofford	76 46
												316	A	Western Caro.	58 41
												316	H	Western Caro.	47 32
LAST 12 Division I GAMES:															
170	A	Samford	71 65	316	A	Western Caro.	58 41	53	A	Mercer	50 71	170	H	Samford	68 58
53	A	Mercer	56 65	177	A	Furman	57 58	299	H	Wofford	54 47	113	A	ETSU	55 61
299	H	Wofford	76 46	113	H	ETSU	55 61	226	A	UNCG	73 57	166	A	Florida	65 60
177	H	Furman	45 50	52	H	FGCU	68 61	53	H	Mercer	50 71	170	H	Samford	68 58
113	H	ETSU	55 61	53	A	Mercer	56 65	53	H	Mercer	50 71	177	A	Furman	57 58
226	A	UNCG	73 57	54	A	Indiana	64 61	54	A	Indiana	64 61	299	H	Wofford	76 46
				74	H	Virginia Tech	44 64	74	H	Virginia Tech	44 64	316	A	Western Caro.	58 41
				96	N	Auburn	50 41	96	N	Auburn	50 41	316	H	Western Caro.	47 32

Non-Div I Games:

Chattanooga

Average RPI Win:	323	WON-LOST	WINNING	LAST 10	STRENGTH OF	OPP. STRENGTH	TEAM	ADJ.	CONF.	ADJ CONF.
Average RPI Loss:	209	RECORD	PCT. RANK	GAMES	SCHEDULE	OF SCHEDULE	RPI	RPI	RPI	RPI
DIV. I ONLY	1- 27	349	1- 9	253	334	345	345	31	31	
DIV. I NON-CONF.	0- 15	337	0- 0	205	274	340	340	31	31	

TOTALS	RPI 1-25	RPI 26-50	W-L RECORDS	RPI 51-100	RPI 101-999	RPI 201+				
1- 27	0- 0	0- 0	OVERALL	0- 4	1- 23	1- 16				
0- 13	0- 0	0- 0	HOME	0- 1	0- 12	0- 8				
1- 13	0- 0	0- 0	AWAY	0- 3	1- 10	1- 8				
0- 1	0- 0	0- 0	NEUTRAL	0- 0	0- 1	0- 0				
0- 15	0- 0	0- 0	NON-CONFERENCE	0- 4	0- 11	0- 4				
0- 7	0- 0	0- 0	HOME	0- 1	0- 6	0- 2				
0- 7	0- 0	0- 0	AWAY	0- 3	0- 4	0- 2				
0- 1	0- 0	0- 0	NEUTRAL	0- 0	0- 1	0- 0				
1- 12	0- 0	0- 0	CONFERENCE	0- 0	1- 12	1- 12				
0- 6	0- 0	0- 0	HOME	0- 0	0- 6	0- 6				
1- 6	0- 0	0- 0	AWAY	0- 0	1- 6	1- 6				
0- 0	0- 0	0- 0	NEUTRAL	0- 0	0- 0	0- 0				

RPI 1-25				RPI 26-50				RPI 51-100				RPI 101+ Team's RPI: 345					
RPI	S	Opponent	Score	RPI	S	Opponent	Score	RPI	S	Opponent	Score	RPI	S	Opponent	Score		
								93	A	Kansas St.	51	99	114	H	Northern Ill.	59	80
								95	A	Wright St.	39	84	119	H	Milwaukee	59	84
								99	A	Western Ill.	54	71	133	A	Wichita St.	63	66
								99	H	Western Ill.	45	83	165	H	Northwestern	36	63
												175	A	Pittsburgh	49	87	
												179	N	Oral Roberts	43	73	
												186	H	Morehead St.	40	79	
												206	A	CSU Bakersfield	49	63	
												206	H	CSU Bakersfield	36	63	
												219	A	New Mexico St.	59	74	
												219	H	New Mexico St.	55	63	
												222	A	Seattle U	60	72	
												222	H	Seattle U	56	63	
												224	A	Illinois	56	66	
												263	A	Grand Canyon	36	64	
												263	H	Grand Canyon	43	59	
												284	A	UMKC	47	106	
												294	A	Valparaiso	60	71	
												304	H	Loyola Chicago	28	46	
												311	A	UTRGV	44	81	
												311	H	UTRGV	62	69	
												320	H	Jackson St.	69	87	
												323	A	Utah Valley	84	74	
												323	H	Utah Valley	30	68	
LAST 12 Division I GAMES:																	
311	H	UTRGV	62	69	206	H	CSU Bakersfield	36	63								
219	H	New Mexico St.	55	63	311	A	UTRGV	44	81								
284	A	UMKC	47	106	206	A	CSU Bakersfield	49	63								
222	A	Seattle U	60	72	263	A	Grand Canyon	36	64								
323	A	Utah Valley	84	74	323	H	Utah Valley	30	68								
263	H	Grand Canyon	43	59	222	H	Seattle U	56	63								

Non-Div I Games:

Chicago St.

Average RPI Win:	191	WON-LOST	WINNING	LAST 10	STRENGTH OF	OPP. STRENGTH	TEAM	ADJ.	CONF.	ADJ CONF.
Average RPI Loss:	101	RECORD	PCT. RANK	GAMES	SCHEDULE	OF SCHEDULE	RPI	RPI	RPI	RPI
DIV. I ONLY	17- 11	107	6- 4	134	87	118	118	8	8	
DIV. I NON-CONF.	7- 5	132	0- 0	256	130	209	209	7	7	

TOTALS	RPI 1-25	RPI 26-50	W-L RECORDS	RPI 51-100	RPI 101-999	RPI 201+				
17- 11	0- 4	0- 1	OVERALL	3- 0	14- 6	8- 2				
11- 6	0- 2	0- 1	HOME	2- 0	9- 3	6- 0				
6- 5	0- 2	0- 0	AWAY	1- 0	5- 3	2- 2				
0- 0	0- 0	0- 0	NEUTRAL	0- 0	0- 0	0- 0				
7- 5	0- 1	0- 0	NON-CONFERENCE	1- 0	6- 4	6- 1				
6- 3	0- 1	0- 0	HOME	1- 0	5- 2	5- 0				
1- 2	0- 0	0- 0	AWAY	0- 0	1- 2	1- 1				
0- 0	0- 0	0- 0	NEUTRAL	0- 0	0- 0	0- 0				
10- 6	0- 3	0- 1	CONFERENCE	2- 0	8- 2	2- 1				
5- 3	0- 1	0- 1	HOME	1- 0	4- 1	1- 0				
5- 3	0- 2	0- 0	AWAY	1- 0	4- 1	1- 1				
0- 0	0- 0	0- 0	NEUTRAL	0- 0	0- 0	0- 0				

RPI 1-25				RPI 26-50				RPI 51-100				RPI 101+ Team's RPI: 118			
RPI	S	Opponent	Score	RPI	S	Opponent	Score	RPI	S	Opponent	Score	RPI	S	Opponent	Score
2	A	UConn	65 106	44	H	UCF	38 50	70	A	Houston	88 82	113	A	ETSU	77 87
6	H	Ohio St.	76 87					70	H	Houston	61 57	115	H	Saint Francis (PA)	73 77
13	A	South Fla.	65 84					80	H	Miami (OH)	73 62	127	H	Tulane	83 52
13	H	South Fla.	46 69									133	A	Wichita St.	75 69
												175	H	Pittsburgh	46 66
												189	H	Memphis	64 53
												193	A	Temple	70 52
												193	H	Temple	80 72
												201	A	East Carolina	66 54
												201	H	East Carolina	70 79
												207	A	SMU	58 40
												209	A	Tulsa	51 64
												209	H	Tulsa	78 41
												210	H	Bowling Green	75 51
												216	A	Xavier	50 53
												225	H	Southeast Mo. St.	65 52
												265	H	Howard	87 53
												281	A	Old Dominion	54 33
												290	H	Southeastern La.	82 43
												312	H	Eastern Ky.	64 53
LAST 12 Division I GAMES:															
70	H	Houston	61 57	2	A	UConn	65 106								
13	A	South Fla.	65 84	44	H	UCF	38 50								
193	A	Temple	70 52	201	H	East Carolina	70 79								
209	H	Tulsa	78 41	207	A	SMU	58 40								
127	H	Tulane	83 52	189	H	Memphis	64 53								
133	A	Wichita St.	75 69	193	H	Temple	80 72								

Non-Div I Games: Slippery Rock 85 52

Cincinnati

C
l
e
m
s
o
n

Clemson				Through Games Of Feb. 28, 2018							
Average RPI	Win:	245	WON-LOST	WINNING	LAST 10	STRENGTH OF	OPP. STRENGTH	TEAM	ADJ.	CONF.	ADJ CONF.
Average RPI	Loss:	51	RECORD	PCT. RANK	GAMES	SCHEDULE	OF SCHEDULE	RPI	RPI	RPI	RPI
DIV. I ONLY			11- 19	246	0- 10	52	62	160	160	1	1
DIV. I NON-CONF.			10- 3	52	0- 0	209	295	106	106	1	1

TOTALS		RPI 1-25		RPI 26-50		W-L RECORDS		RPI 51-100	RPI 101-999		RPI 201+
11- 19		0- 8		0- 3		OVERALL		1- 4	10- 4		7- 0
7- 8		0- 4		0- 1		HOME		0- 1	7- 2		5- 0
3- 8		0- 3		0- 2		AWAY		1- 2	2- 1		1- 0
1- 3		0- 1		0- 0		NEUTRAL		0- 1	1- 1		1- 0
10- 3		0- 2		0- 0		NON-CONFERENCE		1- 0	9- 1		7- 0
6- 1		0- 1		0- 0		HOME		0- 0	6- 0		5- 0
3- 0		0- 0		0- 0		AWAY		1- 0	2- 0		1- 0
1- 2		0- 1		0- 0		NEUTRAL		0- 0	1- 1		1- 0
1- 16		0- 6		0- 3		CONFERENCE		0- 4	1- 3		0- 0
1- 7		0- 3		0- 1		HOME		0- 1	1- 2		0- 0
0- 8		0- 3		0- 2		AWAY		0- 2	0- 1		0- 0
0- 1		0- 0		0- 0		NEUTRAL		0- 1	0- 0		0- 0

RPI 1-25				RPI 26-50				RPI 51-100				RPI 101+ Team's RPI: 160			
RPI	S	Opponent	Score	RPI	S	Opponent	Score	RPI	S	Opponent	Score	RPI	S	Opponent	Score
1	A	Notre Dame	37 90	29	A	Syracuse	51 86	62	A	Georgi a Tech	33 66	104	H	Wake Forest	55 61
5	A	Louisville	46 65	35	A	Virginia	41 70	62	H	Georgi a Tech	48 60	111	A	North Carolina	52 59
7	A	Florida St.	43 91	49	H	Miami (FL)	60 72	62	N	Georgi a Tech	52 61	121	N	Central Ark.	47 53
7	H	Florida St.	47 69					63	A	Nebraska	67 66	136	A	Louisiana Tech	55 47
12	H	Duke	35 60					74	A	Virginia Tech	45 53	175	H	Pittsburgh	42 58
16	N	Buffalo	41 61									180	H	Jacksonville St.	53 45
17	H	South Carolina	36 66									200	H	Boston College	65 61
21	H	NC State	41 62									252	H	Prairie View	64 58
LAST 12 Division I GAMES:															
62	N	Georgi a Tech	52 61	62	H	Georgi a Tech	48 60	104	H	Wake Forest	55 61	175	H	Pittsburgh	42 58
74	A	Virginia Tech	45 53	21	H	NC State	41 62	29	A	Syracuse	51 86				
7	A	Florida St.	43 91	1	A	Notre Dame	37 90								
12	H	Duke	35 60	200	H	Boston College	65 61								
5	A	Louisville	46 65												

Non-Div I Games:

Clemson

C
l
e
m
s
o
n

Average RPI Win:	223	WON-LOST	WINNING	LAST 10	STRENGTH OF	OPP. STRENGTH	TEAM	ADJ.	CONF.	ADJ CONF.
Average RPI Loss:	96	RECORD	PCT. RANK	GAMES	SCHEDULE	OF SCHEDULE	RPI	RPI	RPI	RPI
DIV. I ONLY	19- 10	89	7- 3	189	157	116	116	11	11	
DIV. I NON-CONF.	8- 3	65	0- 0	253	184	116	116	14	14	

TOTALS	RPI 1-25	RPI 26-50	W-L RECORDS	RPI 51-100	RPI 101-999	RPI 201+				
19- 10	1- 1	0- 1	OVERALL	3- 3	15- 5	12- 0				
10- 4	1- 0	0- 1	HOME	2- 1	7- 2	6- 0				
8- 5	0- 1	0- 0	AWAY	1- 2	7- 2	6- 0				
1- 1	0- 0	0- 0	NEUTRAL	0- 0	1- 1	0- 0				
8- 3	0- 0	0- 1	NON-CONFERENCE	1- 1	7- 1	6- 0				
4- 1	0- 0	0- 1	HOME	1- 0	3- 0	3- 0				
3- 1	0- 0	0- 0	AWAY	0- 1	3- 0	3- 0				
1- 1	0- 0	0- 0	NEUTRAL	0- 0	1- 1	0- 0				
11- 7	1- 1	0- 0	CONFERENCE	2- 2	8- 4	6- 0				
6- 3	1- 0	0- 0	HOME	1- 1	4- 2	3- 0				
5- 4	0- 1	0- 0	AWAY	1- 1	4- 2	3- 0				
0- 0	0- 0	0- 0	NEUTRAL	0- 0	0- 0	0- 0				

RPI 1-25				RPI 26-50				RPI 51-100				RPI 101+ Team's RPI: 116			
RPI	S	Opponent	Score	RPI	S	Opponent	Score	RPI	S	Opponent	Score	RPI	S	Opponent	Score
22	A	Green Bay	43 69	36	H	Ball St.	64 76	67	A	Toledo	56 65	119	A	Milwaukee	72 79
22	H	Green Bay	71 60					82	A	IUPUI	56 94	119	H	Milwaukee	63 69
								82	H	IUPUI	64 77	124	N	Saint Louis	64 80
								90	H	Ohio	71 64	154	A	Youngstown St.	69 76
								95	A	Wright St.	70 63	154	H	Youngstown St.	52 66
								95	H	Wright St.	71 70	158	N	Louisiana	54 45
												187	A	Oakland	86 66
												187	H	Oakland	70 62
												214	H	Eastern Mich.	77 65
												228	A	Niagara	70 61
												249	A	Illinois St.	56 47
												255	A	Northern Ky.	70 65
												255	H	Northern Ky.	72 49
												260	A	Bradley	67 65
												302	H	Marshall	85 76
												319	A	Detroit Mercy	90 76
												319	H	Detroit Mercy	75 50
												329	A	Ill. -Chicago	64 42
												329	H	Ill. -Chicago	70 67
												346	H	Eastern Ill.	77 69

LAST 12 Division I GAMES:															
154	A	Youngstown St.	69 76	187	A	Oakland	86 66								
95	A	Wright St.	70 63	319	A	Detroit Mercy	90 76								
119	H	Milwaukee	63 69	255	H	Northern Ky.	72 49								
22	H	Green Bay	71 60	95	H	Wright St.	71 70								
82	A	IUPUI	56 94	154	H	Youngstown St.	52 66								
329	A	Ill. -Chicago	64 42	255	A	Northern Ky.	70 65								

Non-Div I Games:

Cleveland and St.

Loss,
Non-Conf,
S Site,
H Home
A Away
N Neutral

Average RPI Win:	240	WON-LOST	WINNING	LAST 10	STRENGTH OF	OPP. STRENGTH	TEAM	ADJ.	CONF.	ADJ CONF.
Average RPI Loss:	169	RECORD	PCT. RANK	GAMES	SCHEDULE	OF SCHEDULE	RPI	RPI	RPI	RPI
DIV. I ONLY	13- 13	176	5- 5	242	270	235	235	22	22	
DIV. I NON-CONF.	4- 5	202	0- 0	328	258	323	323	23	23	

TOTALS	RPI 1-25	RPI 26-50	W-L RECORDS	RPI 51-100	RPI 101-999	RPI 201+				
13- 13	0- 0	0- 1	OVERALL	0- 1	13- 11	8- 5				
11- 4	0- 0	0- 0	HOME	0- 0	11- 4	7- 3				
2- 6	0- 0	0- 0	AWAY	0- 0	2- 6	1- 1				
0- 3	0- 0	0- 1	NEUTRAL	0- 1	0- 1	0- 1				
4- 5	0- 0	0- 1	NON-CONFERENCE	0- 1	4- 3	4- 3				
4- 2	0- 0	0- 0	HOME	0- 0	4- 2	4- 2				
0- 0	0- 0	0- 0	AWAY	0- 0	0- 0	0- 0				
0- 3	0- 0	0- 1	NEUTRAL	0- 1	0- 1	0- 1				
9- 8	0- 0	0- 0	CONFERENCE	0- 0	9- 8	4- 2				
7- 2	0- 0	0- 0	HOME	0- 0	7- 2	3- 1				
2- 6	0- 0	0- 0	AWAY	0- 0	2- 6	1- 1				
0- 0	0- 0	0- 0	NEUTRAL	0- 0	0- 0	0- 0				

RPI 1-25	RPI 26-50	RPI 51-100	RPI 101+	Team's RPI: 235
RPI S Opponent Score	RPI S Opponent Score	RPI S Opponent Score	RPI S Opponent Score	RPI S Opponent Score
	29 N Syracuse 57 69	63 N Nebraska 47 55	102 A Little Rock 44 53	
			102 H Little Rock 49 51	
			143 A Texas St. 69 78	
			143 H Texas St. 65 64	
			158 A Louisiana 55 59	
			163 A South Ala. 62 68	
			163 H South Ala. 71 56	
			167 A Troy 97 92	
			167 H Troy 84 71	
			168 A UT Arlington 63 65	
			168 H UT Arlington 89 76	
			212 A Arkansas St. 73 65	
			212 H Arkansas St. 63 70	
			221 N North Texas 34 50	
			226 H UNCG 54 60	
			256 H UNCW 57 41	
			271 H Appalachian St. 73 68	
			272 H Col. of Charleston 70 72	
			299 H Wofford 67 51	
			307 H Georgia St. 64 49	
			318 H N.C. Central 68 65	
			326 H Ga. Southern 54 51	
			327 H Fort Wayne 67 58	
			337 A La.-Monroe 56 62	
LAST 12 Division I GAMES:				
	212 A Arkansas St. 73 65	143 A Texas St. 69 78		
	102 A Little Rock 44 53	102 H Little Rock 49 51		
	163 H South Ala. 71 56	212 H Arkansas St. 63 70		
	167 H Troy 84 71	167 A Troy 97 92		
	271 H Appalachian St. 73 68	163 A South Ala. 62 68		
	168 A UT Arlington 63 65	307 H Georgia St. 64 49		

Non-Div I Games: Lees-McRae 73 47 Allen 93 49

Coastal Caro.

Loss, Non-Conf, S Site, H Home A Away N Neutral

Average RPI Win:	261	WON-LOST	WINNING	LAST 10	STRENGTH OF	OPP. STRENGTH	TEAM	ADJ.	CONF.	ADJ CONF.
Average RPI Loss:	136	RECORD	PCT. RANK	GAMES	SCHEDULE	OF SCHEDULE	RPI	RPI	RPI	RPI
DIV. I ONLY	6- 22	316	1- 9	143	145	272	272	10	10	
DIV. I NON-CONF.	4- 7	226	0- 0	191	170	229	229	12	12	

TOTALS	RPI 1-25	RPI 26-50	W-L RECORDS	RPI 51-100	RPI 101-999	RPI 201+				
6- 22	0- 2	0- 3	OVERALL	0- 3	6- 14	6- 6				
2- 12	0- 0	0- 2	HOME	0- 1	2- 9	2- 5				
4- 10	0- 2	0- 1	AWAY	0- 2	4- 5	4- 1				
0- 0	0- 0	0- 0	NEUTRAL	0- 0	0- 0	0- 0				
4- 7	0- 2	0- 0	NON-CONFERENCE	0- 1	4- 4	4- 2				
2- 3	0- 0	0- 0	HOME	0- 0	2- 3	2- 2				
2- 4	0- 2	0- 0	AWAY	0- 1	2- 1	2- 0				
0- 0	0- 0	0- 0	NEUTRAL	0- 0	0- 0	0- 0				
2- 15	0- 0	0- 3	CONFERENCE	0- 2	2- 10	2- 4				
0- 9	0- 0	0- 2	HOME	0- 1	0- 6	0- 3				
2- 6	0- 0	0- 1	AWAY	0- 1	2- 4	2- 1				
0- 0	0- 0	0- 0	NEUTRAL	0- 0	0- 0	0- 0				

RPI 1-25				RPI 26-50				RPI 51-100				RPI 101+ Team's RPI: 272			
RPI	S	Opponent	Score	RPI	S	Opponent	Score	RPI	S	Opponent	Score	RPI	S	Opponent	Score
17	A	South Carolina	43 69	47	A	El on	44 97	61	A	Michigan St.	43 107	104	H	Wake Forest	40 77
23	A	Central Mich.	58 79	47	H	El on	55 77	64	A	James Madi son	53 67	117	A	Del aware	51 79
				48	H	Drexel	53 80	64	H	James Madi son	45 67	117	H	Del aware	59 68
												135	A	Northeastern	37 59
												135	H	Northeastern	48 67
												154	A	William & Mary	66 79
												154	H	William & Mary	54 68
												177	A	Furman	58 72
												235	A	Coastal Caro.	72 70
												237	A	Hofstra	60 65
												237	H	Hofstra	60 75
												251	A	North Florida	73 69
												254	H	Campbel l	45 53
												256	A	UNCW	72 63
												256	H	UNCW	60 76
												262	A	Towson	80 67
												262	H	Towson	58 83
												264	H	Li pscomb	85 69
												271	H	Appal achi an St.	70 76
												299	H	Wofford	59 51
LAST 12 Division I GAMES:															
135	H	Northeastern	48 67	47	H	El on	55 77								
256	H	UNCW	60 76	64	A	James Madi son	53 67								
117	A	Del aware	51 79	154	A	William & Mary	66 79								
47	A	El on	44 97	262	H	Towson	58 83								
256	A	UNCW	72 63	64	H	James Madi son	45 67								
48	H	Drexel	53 80	237	A	Hofstra	60 65								

Non-Div I Games:

Col. of Charleston

Average RPI Win: 263

Average RPI Loss: 157

WON-LOST
RECORDWINNING
PCT. RANKLAST 10
GAMESSTRENGTH OF
SCHEDULEOPP. STRENGTH
OF SCHEDULETEAM
RPIADJ.
RPICONF.
RPIADJ CONF.
RPIDIV. I ONLY
DIV. I NON-CONF.7- 22
4- 7301
2263- 7
0- 0182
257222
305282
241282
24115
1815
18

TOTALS

RPI 1-25

RPI 26-50

W-L RECORDS

RPI 51-100

RPI 101-999

RPI 201+

7- 22

0- 0

0- 1

OVERALL

0- 7

7- 14

7- 9

3- 10

0- 0

0- 0

HOME

0- 3

3- 7

3- 4

4- 12

0- 0

0- 1

AWAY

0- 4

4- 7

4- 5

0- 0

0- 0

0- 0

NEUTRAL

0- 0

0- 0

0- 0

4- 7

0- 0

0- 1

NON-CONFERENCE

0- 1

4- 5

4- 2

1- 3

0- 0

0- 0

HOME

0- 0

1- 3

1- 1

3- 4

0- 0

0- 1

AWAY

0- 1

3- 2

3- 1

0- 0

0- 0

0- 0

NEUTRAL

0- 0

0- 0

0- 0

3- 15

0- 0

0- 0

CONFERENCE

0- 6

3- 9

3- 7

2- 7

0- 0

0- 0

HOME

0- 3

2- 4

2- 3

1- 8

0- 0

0- 0

AWAY

0- 3

1- 5

1- 4

0- 0

0- 0

0- 0

NEUTRAL

0- 0

0- 0

0- 0

RPI 1-25

RPI 26-50

RPI 51-100

RPI 101+

Team's RPI: 282

RPI S Opponent Score

RPI S Opponent Score

RPI S Opponent Score

RPI S Opponent Score

29 A Syracuse 39 79

57 A Arizona St. 54 65

128 A Yale 56 82

60 A American 44 67

161 A Army West Point 49 69

60 H American 55 77

161 H Army West Point 54 62

81 A Navy 54 70

176 H Brown 73 83

81 H Navy 42 69

195 H Siena 70 73

88 A Bucknell I 57 77

202 A Lehigh 54 48

88 H Bucknell I 42 63

202 H Lehigh 51 59

217 A Boston U. 64 66

217 H Boston U. 49 62

228 H Niagara 44 81

231 A Loyola Maryland 55 70

231 H Loyola Maryland 71 60

233 A Holy Cross 52 61

233 H Holy Cross 64 71

244 A Lafayette 48 63

244 H Lafayette 60 55

262 A Towson 65 61

273 A Cornell 74 70

279 A Canisius 70 63

286 A Fairleigh Dickinson 51 61

348 H UMass Lowell 84 64

LAST 12 Division I GAMES:

244 H Lafayette 60 55

217 A Boston U. 64 66

233 A Holy Cross 52 61

81 H Navy 42 69

161 A Army West Point 49 69

60 A American 44 67

231 H Loyola Maryland 71 60

161 H Army West Point 54 62

202 A Lehigh 54 48

231 A Loyola Maryland 55 70

88 H Bucknell I 42 63

202 H Lehigh 51 59

C
o
l
l
e
g
eC
o
l
l
e
g
e

Non-Div I Games:

Colgate

Loss, Non-Conf, S Site, H Home A Away N Neutral

C
o
l
o
r
a
d
o

Col orado				Through Games Of Feb. 28, 2018							
Average RPI	Win:	190	WON-LOST	WINNING	LAST 10	STRENGTH OF	OPP. STRENGTH	TEAM	ADJ.	CONF.	ADJ CONF.
Average RPI	Loss:	68	RECORD	PCT. RANK	GAMES	SCHEDULE	OF SCHEDULE	RPI	RPI	RPI	RPI
DIV. I ONLY		13- 15	202	3- 7		130	29	149	149	5	5
DIV. I NON-CONF.		8- 2	44	0- 0		251	99	82	82	3	3

TOTALS		RPI 1-25		RPI 26-50		W-L RECORDS		RPI 51-100	RPI 101-999		RPI 201+
13- 15		0- 4		1- 4		OVERALL		1- 3	11- 4		5- 1
8- 7		0- 2		1- 2		HOME		0- 2	7- 1		4- 0
5- 8		0- 2		0- 2		AWAY		1- 1	4- 3		1- 1
0- 0		0- 0		0- 0		NEUTRAL		0- 0	0- 0		0- 0
8- 2		0- 0		1- 0		NON-CONFERENCE		0- 0	7- 2		4- 0
5- 1		0- 0		1- 0		HOME		0- 0	4- 1		3- 0
3- 1		0- 0		0- 0		AWAY		0- 0	3- 1		1- 0
0- 0		0- 0		0- 0		NEUTRAL		0- 0	0- 0		0- 0
5- 13		0- 4		0- 4		CONFERENCE		1- 3	4- 2		1- 1
3- 6		0- 2		0- 2		HOME		0- 2	3- 0		1- 0
2- 7		0- 2		0- 2		AWAY		1- 1	1- 2		0- 1
0- 0		0- 0		0- 0		NEUTRAL		0- 0	0- 0		0- 0

RPI 1-25				RPI 26-50				RPI 51-100				RPI 101+ Team's RPI: 149			
RPI	S	Opponent	Score	RPI	S	Opponent	Score	RPI	S	Opponent	Score	RPI	S	Opponent	Score
8	H	Oregon	55 74	33	H	Oregon St.	71 86	57	A	Arizona St.	59 73	105	H	George Mason	76 61
10	A	UCLA	67 73	39	A	Cal i forn i a	76 78	57	H	Ari zona St.	47 72	107	A	Washington St.	75 89
10	H	UCLA	55 93	45	A	Southern Cal i forn i a	53 65	97	A	Utah	69 65	107	H	Washington St.	72 69
14	A	Stanford	53 62	45	H	Southern Cal i forn i a	51 86	97	H	Utah	74 78	108	H	Dartmouth	75 81
				49	H	Mi ami (FL)	67 61					111	A	North Carolina	80 87

LAST 12 Di vi si on I GAMES:															
45	A	Southern Cal i forn i a	53 65	97	H	Utah	74 78	105	H	George Mason	76 61	107	A	Washington St.	75 89
10	A	UCLA	67 73	97	A	Utah	69 65	107	H	Washington St.	72 69	108	H	Dartmouth	75 81
107	H	Washington St.	72 69	33	H	Oregon St.	71 86	111	A	North Carolina	80 87	120	A	Colorado St.	70 67
196	H	Washington	76 56	8	H	Oregon	55 74	170	A	Samford	71 60	196	A	Washington	66 61
14	A	Stanford	53 62	57	A	Ari zona St.	59 73	196	H	Washington	76 56	229	H	Fla. Atlantic	76 69
39	A	Cal i forn i a	76 78	275	A	Ari zona	63 72	275	A	Ari zona	63 72	275	H	Ari zona	79 60

Non-Di v I Games: Westminster (MO) 106 47

Col orado

C
o
l
o
r
a
d
o

Average RPI Win:	210	WON-LOST	WINNING	LAST 10	STRENGTH OF	OPP. STRENGTH	TEAM	ADJ.	CONF.	ADJ CONF.
Average RPI Loss:	112	RECORD	PCT. RANK	GAMES	SCHEDULE	OF SCHEDULE	RPI	RPI	RPI	RPI
DIV. I ONLY	18- 10	94	7- 3	146	148	120	120	16	16	
DIV. I NON-CONF.	7- 3	74	0- 0	79	197	93	93	15	15	

TOTALS	RPI 1-25	RPI 26-50	W-L RECORDS	RPI 51-100	RPI 101-999	RPI 201+				
18- 10	0- 0	2- 1	OVERALL	2- 3	14- 6	12- 0				
11- 6	0- 0	1- 1	HOME	1- 1	9- 4	8- 0				
7- 4	0- 0	1- 0	AWAY	1- 2	5- 2	4- 0				
0- 0	0- 0	0- 0	NEUTRAL	0- 0	0- 0	0- 0				
7- 3	0- 0	2- 1	NON-CONFERENCE	0- 0	5- 2	3- 0				
5- 3	0- 0	1- 1	HOME	0- 0	4- 2	3- 0				
2- 0	0- 0	1- 0	AWAY	0- 0	1- 0	0- 0				
0- 0	0- 0	0- 0	NEUTRAL	0- 0	0- 0	0- 0				
11- 7	0- 0	0- 0	CONFERENCE	2- 3	9- 4	9- 0				
6- 3	0- 0	0- 0	HOME	1- 1	5- 2	5- 0				
5- 4	0- 0	0- 0	AWAY	1- 2	4- 2	4- 0				
0- 0	0- 0	0- 0	NEUTRAL	0- 0	0- 0	0- 0				

RPI	S	Opponent	Score	RPI	S	Opponent	Score	RPI	S	Opponent	Score	RPI	S	Opponent	Score	Team's RPI: 120
30	H	Oklahoma	46 78	73	A	Wyoming	64 53	132	A	Fresno St.	45 56					
37	A	Northern Colo.	55 44	73	H	Wyoming	49 53	132	H	Fresno St.	64 75					
40	H	Gonzaga	65 49	83	A	UNLV	52 56	140	H	BYU	56 54					
				87	A	New Mexico	48 54	141	A	Boise St.	49 55					
				87	H	New Mexico	74 71	141	H	Boise St.	58 62					
								148	H	Idaho	69 83					
								149	H	Colorado	67 70					
								171	A	Denver	61 56					
								208	A	Nevada	65 59					
								208	H	Nevada	75 64					
								252	H	Prairie View	71 59					
								266	H	Morgan St.	60 44					
								268	A	San Diego St.	65 63					
								268	H	San Diego St.	72 43					
								270	A	San Jose St.	73 66					
								270	H	San Jose St.	63 48					
								298	A	Air Force	40 39					
								298	H	Air Force	61 50					
								303	H	Utah St.	56 45					
								318	H	N.C. Central	85 48					

LAST 12 Division I GAMES:																
87	A	New Mexico	48 54	208	A	Nevada	65 59									
208	H	Nevada	75 64	73	A	Wyoming	64 53									
141	A	Boise St.	49 55	87	H	New Mexico	74 71									
132	H	Fresno St.	64 75	268	H	San Diego St.	72 43									
270	A	San Jose St.	73 66	83	A	UNLV	52 56									
298	H	Air Force	61 50	298	A	Air Force	40 39									

Non-Div I Games: Eastern N.M. 75 35

Colorado St.

C
o
l
u
m
b
i
a

Col umbi a				Through Games Of Feb. 28, 2018							
Average RPI	Win:	228	WON-LOST	WINNING	LAST 10	STRENGTH OF	OPP. STRENGTH	TEAM	ADJ.	CONF.	ADJ CONF.
Average RPI	Loss:	110	RECORD	PCT. RANK	GAMES	SCHEDULE	OF SCHEDULE	RPI	RPI	RPI	RPI
DIV. I ONLY		8- 19	276	2- 8	84	130	204	204	9	9	
DIV. I NON-CONF.		6- 9	214	0- 0	137	162	182	182	9	9	

TOTALS	RPI 1-25		RPI 26-50		W-L RECORDS	RPI 51-100		RPI 101-999		RPI 201+	
8- 19	0- 3		0- 2		OVERALL	0- 5		8- 9		5- 2	
3- 7	0- 1		0- 1		HOME	0- 1		3- 4		1- 1	
5- 9	0- 0		0- 1		AWAY	0- 3		5- 5		4- 1	
0- 3	0- 2		0- 0		NEUTRAL	0- 1		0- 0		0- 0	
6- 9	0- 3		0- 0		NON-CONFERENCE	0- 2		6- 4		4- 1	
3- 2	0- 1		0- 0		HOME	0- 0		3- 1		1- 0	
3- 4	0- 0		0- 0		AWAY	0- 1		3- 3		3- 1	
0- 3	0- 2		0- 0		NEUTRAL	0- 1		0- 0		0- 0	
2- 10	0- 0		0- 2		CONFERENCE	0- 3		2- 5		1- 1	
0- 5	0- 0		0- 1		HOME	0- 1		0- 3		0- 1	
2- 5	0- 0		0- 1		AWAY	0- 2		2- 2		1- 0	
0- 0	0- 0		0- 0		NEUTRAL	0- 0		0- 0		0- 0	

RPI 1-25				RPI 26-50				RPI 51-100				RPI 101+ Team's RPI: 204			
RPI	S	Opponent	Score	RPI	S	Opponent	Score	RPI	S	Opponent	Score	RPI	S	Opponent	Score
3	N	Mississippi St.	54 90	32	A	Princeton	47 69	56	A	Harvard	67 85	103	A	Rice	44 67
16	H	Buffalo	63 65	32	H	Princeton	46 74	57	N	Arizona St.	48 72	108	A	Dartmouth	65 88
22	N	Green Bay	43 61					68	A	Penn	51 70	115	H	Saint Francis (PA)	94 81
								68	H	Penn	39 75	128	A	Yale	59 66
								70	A	Houston	53 77	128	H	Yale	50 73
												176	A	Brown	90 74
												176	H	Brown	80 84
												198	A	Hampton	58 60
												199	H	Richmond	79 85
												200	H	Boston College	68 60
												211	A	Providence	73 64
												237	H	Hofstra	75 53
												273	A	Cornell	72 54
												273	H	Cornell	47 57
												291	A	Vermont	73 66
												324	A	UMBC	60 44
												348	A	UMass Lowell	70 77

LAST 12 Division I GAMES:															
128	A	Yale	59 66	108	A	Dartmouth	65 88								
176	A	Brown	90 74	56	A	Harvard	67 85								
32	H	Princeton	46 74	273	A	Cornell	72 54								
68	H	Penn	39 75	273	H	Cornell	47 57								
176	H	Brown	80 84	68	A	Penn	51 70								
128	H	Yale	50 73	32	A	Princeton	47 69								

C
o
l
u
m
b
i
a

Non-Div I Games:

Col umbi a

Average RPI Win: 307

Average RPI Loss: 184

WON-LOST
RECORDWINNING
PCT. RANKLAST 10
GAMESSTRENGTH OF
SCHEDULEOPP. STRENGTH
OF SCHEDULETEAM
RPIADJ.
RPICONF.
RPIADJ CONF.
RPIDIV. I ONLY
DIV. I NON-CONF.6- 21
1- 11309
3313- 7
0- 0199
106327
153314
293314
29330
3030
30

TOTALS

RPI 1-25

RPI 26-50

W-L RECORDS

RPI 51-100

RPI 101-999

RPI 201+

6- 21

0- 3

0- 0

OVERALL

0- 1

6- 17

6- 8

6- 3

0- 1

0- 0

HOME

0- 0

6- 2

6- 0

0- 16

0- 0

0- 0

AWAY

0- 0

0- 5

0- 5

0- 2

0- 1

0- 0

NEUTRAL

0- 0

0- 1

0- 1

1- 11

0- 3

0- 0

NON-CONFERENCE

0- 1

1- 7

1- 4

1- 1

0- 1

0- 0

HOME

0- 0

1- 0

1- 0

0- 8

0- 1

0- 0

AWAY

0- 1

0- 6

0- 3

0- 2

0- 1

0- 0

NEUTRAL

0- 0

0- 1

0- 1

5- 10

0- 0

0- 0

CONFERENCE

0- 0

5- 10

5- 4

5- 2

0- 0

0- 0

HOME

0- 0

5- 2

5- 0

0- 8

0- 0

0- 0

AWAY

0- 0

0- 8

0- 4

0- 0

0- 0

0- 0

NEUTRAL

0- 0

0- 0

0- 0

RPI 1-25

RPI 26-50

RPI 51-100

RPI 101+

Team's RPI: 314

RPI	S	Opponent	Score
4	A	Baylor	54 100
18	N	Missouri	50 73
20	H	Maryland	49 113

RPI	S	Opponent	Score
-----	---	----------	-------

RPI	S	Opponent	Score
65	A	West Virginia	43 101

RPI	S	Opponent	Score
106	A	Middle Tenn.	39 69
110	A	SFA	59 72
126	A	Bethune-Cookman	38 64
126	H	Bethune-Cookman	63 75
153	A	Charlotte	49 78
172	A	N.C. A&T	63 64
192	A	Norfolk St.	57 71
198	A	Hampton	35 67
198	H	Hampton	48 83
259	N	Manhattan	56 74
266	A	Morgan St.	59 73
266	H	Morgan St.	55 53
274	H	UMES	69 63
281	A	Old Dominion	67 75
285	A	VCU	47 62
292	H	Mt. St. Mary's	68 54
318	A	N.C. Central	52 60
321	A	South Carolina St.	65 67
321	H	South Carolina St.	56 39
322	A	Charleston So.	58 72
334	A	Delaware St.	66 70
343	H	Savannah St.	66 57
344	H	Florida A&M	62 56

LAST 12 Division I GAMES:

266	A	Morgan St.	59 73	198	A	Hampton	35 67
334	A	Delaware St.	66 70	274	H	UMES	69 63
126	H	Bethune-Cookman	63 75	321	H	South Carolina St.	56 39
198	H	Hampton	48 83	266	H	Morgan St.	55 53
321	A	South Carolina St.	65 67	172	A	N.C. A&T	63 64
126	A	Bethune-Cookman	38 64	318	A	N.C. Central	52 60

C
o
p
p
i
n
s
t
.C
o
p
p
i
n
s
t
.

Non-Div I Games:

Coppin St.

Loss,
 Non-Conf,
 S Site,
 H Home
A Away
 N Neutral

Average RPI Win: 255	WON-LOST RECORD	WINNING PCT. RANK	LAST 10 GAMES	STRENGTH OF SCHEDULE	OPP. STRENGTH OF SCHEDULE	TEAM RPI	ADJ. RPI	CONF. RPI	ADJ. CONF. RPI
Average RPI Loss: 142									
DIV. I ONLY	6- 19	305	2- 8	177	173	273	273	9	9
DIV. I NON-CONF.	4- 9	249	0- 0	318	304	300	300	9	9

TOTALS	RPI 1-25	RPI 26-50	W-L RECORDS	RPI 51-100	RPI 101-999	RPI 201+			
6- 19	0- 0	0- 3	OVERALL	0- 3	6- 13	4- 5			
2- 9	0- 0	0- 1	HOME	0- 1	2- 7	0- 4			
4- 10	0- 0	0- 2	AWAY	0- 2	4- 6	4- 1			
0- 0	0- 0	0- 0	NEUTRAL	0- 0	0- 0	0- 0			
4- 9	0- 0	0- 1	NON-CONFERENCE	0- 0	4- 8	3- 4			
1- 5	0- 0	0- 0	HOME	0- 0	1- 5	0- 3			
3- 4	0- 0	0- 1	AWAY	0- 0	3- 3	3- 1			
0- 0	0- 0	0- 0	NEUTRAL	0- 0	0- 0	0- 0			
2- 10	0- 0	0- 2	CONFERENCE	0- 3	2- 5	1- 1			
1- 4	0- 0	0- 1	HOME	0- 1	1- 2	0- 1			
1- 6	0- 0	0- 1	AWAY	0- 2	1- 3	1- 0			
0- 0	0- 0	0- 0	NEUTRAL	0- 0	0- 0	0- 0			

RPI 1-25				RPI 26-50				RPI 51-100				RPI 101+ Team's RPI : 273			
RPI	S	Opponent	Score	RPI	S	Opponent	Score	RPI	S	Opponent	Score	RPI	S	Opponent	Score
32	A	Princeton	54 75	54	A	Harvard	58 80	108	A	Dartmouth	40 55				
32	H	Princeton	40 72	68	A	Penn	48 68	128	A	Yale	56 69				
48	A	Drexel	39 61	68	H	Penn	39 53	128	H	Yale	55 65				
								152	H	Binghamton	58 66				
								175	A	Pittsburgh	39 51				
								176	A	Brown	59 85				
								176	H	Brown	70 68				
								178	H	Stony Brook	48 40				
								184	A	New Hampshire	45 48				
								187	H	Oakland	77 79				
								202	H	Lehigh	57 62				
								204	A	Columbia	57 47				
								204	H	Columbia	54 72				
								231	A	Loyola Maryland	63 78				
								244	H	Lafayette	58 59				
								279	A	Canisius	67 59				
								282	H	Colgate	70 74				
								342	A	NJIT	61 46				
								348	A	UMass Lowell	71 53				
LAST 12 Division I GAMES:															
176	A	Brown	59 85	56	A	Harvard	58 80								
128	A	Yale	56 69	108	A	Dartmouth	40 55								
68	H	Penn	39 53	204	H	Columbia	54 72								
32	H	Princeton	40 72	204	A	Columbia	57 47								
128	H	Yale	55 65	32	A	Princeton	54 75								
176	H	Brown	70 68	68	A	Penn	48 68								

Non-Div I Games:

Cornell

Average RPI	Win:	208	WON-LOST	WINNING	LAST 10	STRENGTH OF	OPP. STRENGTH	TEAM	ADJ.	CONF.	ADJ CONF.
Average RPI	Loss:	78	RECORD	PCT. RANK	GAMES	SCHEDULE	OF SCHEDULE	RPI	RPI	RPI	RPI
DIV. I ONLY		14- 11	134	5- 5	87	132	108	108	9	9	
DIV. I NON-CONF.		8- 5	111	0- 0	212	210	121	121	9	9	

TOTALS	RPI 1-25		RPI 26-50		W-L RECORDS	RPI 51-100		RPI 101-999		RPI 201+	
14- 11	0- 1		0- 2		OVERALL	1- 5		13- 3		6- 0	
9- 4	0- 0		0- 1		HOME	1- 2		8- 1		5- 0	
5- 7	0- 1		0- 1		AWAY	0- 3		5- 2		1- 0	
0- 0	0- 0		0- 0		NEUTRAL	0- 0		0- 0		0- 0	
8- 5	0- 1		0- 0		NON-CONFERENCE	0- 2		8- 2		4- 0	
5- 1	0- 0		0- 0		HOME	0- 1		5- 0		3- 0	
3- 4	0- 1		0- 0		AWAY	0- 1		3- 2		1- 0	
0- 0	0- 0		0- 0		NEUTRAL	0- 0		0- 0		0- 0	
6- 6	0- 0		0- 2		CONFERENCE	1- 3		5- 1		2- 0	
4- 3	0- 0		0- 1		HOME	1- 1		3- 1		2- 0	
2- 3	0- 0		0- 1		AWAY	0- 2		2- 0		0- 0	
0- 0	0- 0		0- 0		NEUTRAL	0- 0		0- 0		0- 0	

RPI 1-25				RPI 26-50				RPI 51-100				RPI 101+				Team's RPI: 108
RPI	S	Opponent	Score	RPI	S	Opponent	Score	RPI	S	Opponent	Score	RPI	S	Opponent	Score	
6	A	Ohio St.	70 103	32	A	Princeton	63 82	56	A	Harvard	65 76	128	A	Yale	64 62	
				32	H	Princeton	67 79	56	H	Harvard	63 56	128	H	Yale	39 57	
								68	A	Penn	47 65	149	A	Colorado	81 75	
								68	H	Penn	50 79	152	A	Binghamton	64 80	
								75	H	Maine	51 64	161	A	Army West Point	56 71	
								77	A	Albany (NY)	61 76	173	A	Marist	60 51	
												176	A	Brown	77 60	
												176	H	Brown	78 73	
												184	H	New Hampshire	57 49	
												200	H	Boston College	68 57	
												204	H	Columbia	88 65	
												233	A	Holy Cross	76 74	
												273	H	Cornell	55 40	
												291	H	Vermont	66 56	
												332	H	Rhode Island	70 54	
												342	H	NJIT	81 50	

LAST 12 Division I GAMES:																
				68	H	Penn	50 79	204	H	Columbia	88 65					
				32	H	Princeton	67 79	273	H	Cornell	55 40					
				176	A	Brown	77 60	128	H	Yale	39 57					
				128	A	Yale	64 62	176	H	Brown	78 73					
				32	A	Princeton	63 82	56	A	Harvard	65 76					
				68	A	Penn	47 65	56	H	Harvard	63 56					

Non-Div I Games:

Dartmouth

Average RPI Win: 257	WON-LOST RECORD	WINNING PCT. RANK	LAST 10 GAMES	STRENGTH OF SCHEDULE	OPP. STRENGTH OF SCHEDULE	TEAM RPI	ADJ. RPI	CONF. RPI	ADJ. CONF. RPI
Average RPI Loss: 109									
DIV. I ONLY	12- 18	229	4- 6	126	174	185	185	13	13
DIV. I NON-CONF.	5- 8	220	0- 0	67	181	138	138	10	10

TOTALS	RPI 1-25	RPI 26-50	W-L RECORDS	RPI 51-100	RPI 101-999	RPI 201+			
12- 18	0- 1	0- 4	OVERALL	0- 4	12- 9	9- 2			
5- 8	0- 0	0- 3	HOME	0- 2	5- 3	4- 1			
7- 10	0- 1	0- 1	AWAY	0- 2	7- 6	5- 1			
0- 0	0- 0	0- 0	NEUTRAL	0- 0	0- 0	0- 0			
5- 8	0- 1	0- 3	NON-CONFERENCE	0- 1	5- 3	3- 1			
2- 3	0- 0	0- 2	HOME	0- 0	2- 1	1- 1			
3- 5	0- 1	0- 1	AWAY	0- 1	3- 2	2- 0			
0- 0	0- 0	0- 0	NEUTRAL	0- 0	0- 0	0- 0			
7- 10	0- 0	0- 1	CONFERENCE	0- 3	7- 6	6- 1			
3- 5	0- 0	0- 1	HOME	0- 2	3- 2	3- 0			
4- 5	0- 0	0- 0	AWAY	0- 1	4- 4	3- 1			
0- 0	0- 0	0- 0	NEUTRAL	0- 0	0- 0	0- 0			

RPI 1-25				RPI 26-50				RPI 51-100				RPI 101+ Team's RPI: 185			
RPI	S	Opponent	Score	RPI	S	Opponent	Score	RPI	S	Opponent	Score	RPI	S	Opponent	Score
21	A	NC State	49 73	31	H	Dayton	68 85	53	A	Mercer	54 69	101	H	George Washington	48 53
				32	H	Princeton	57 63	71	H	Duquesne	54 79	105	A	George Mason	61 74
				44	A	UCF	54 62	79	A	Fordham	58 66	124	A	Saint Louis	72 88
				47	H	Elon	58 75	79	H	Fordham	45 58	146	H	Saint Joseph's	62 64
												153	H	Charlotte	68 66
												154	A	William & Mary	55 73
												177	A	Furman	62 65
												196	A	High Point	82 74
												199	A	Richmond	68 65
												199	A	Richmond	53 62
												218	H	Gardner-Webb	65 70
												232	H	UNC Asheville	58 50
												243	A	La Salle	58 51
												248	A	St. Bonaventure	75 68
												271	A	Appalachian St.	59 57
												276	A	Massachusetts	68 70
												276	H	Massachusetts	87 81
												285	H	VCU	69 63
												316	A	Western Caro.	70 57
												332	A	Rhode Island	79 67
												332	H	Rhode Island	77 67

LAST 12 Division I GAMES:															
276	A	Massachusetts	68 70	124	A	Saint Louis	72 88								
199	A	Richmond	53 62	332	A	Rhode Island	79 67								
285	H	VCU	69 63	31	H	Dayton	68 85								
243	A	La Salle	58 51	276	H	Massachusetts	87 81								
146	H	Saint Joseph's	62 64	248	A	St. Bonaventure	75 68								
79	H	Fordham	45 58	101	H	George Washington	48 53								

Non-Div I Games:

Davidson

Average RPI Win: 172

Average RPI Loss: 53

WON-LOST
RECORDWINNING
PCT. RANKLAST 10
GAMESSTRENGTH OF
SCHEDULEOPP. STRENGTH
OF SCHEDULETEAM
RPIADJ.
RPICONF.
RPIADJ CONF.
RPIDIV. I ONLY
DIV. I NON-CONF.22- 5
7- 419
1029- 1
0- 089
59103
4331
6631
6613
1013
10

TOTALS

RPI 1-25

RPI 26-50

W-L RECORDS

RPI 51-100

RPI 101-999

RPI 201+

22- 5

0- 2

1- 1

OVERALL

5- 1

16- 1

8- 0

12- 1

0- 1

1- 0

HOME

3- 0

8- 0

5- 0

7- 3

0- 0

0- 1

AWAY

1- 1

6- 1

2- 0

3- 1

0- 1

0- 0

NEUTRAL

1- 0

2- 0

1- 0

7- 4

0- 2

1- 1

NON-CONFERENCE

2- 1

4- 0

3- 0

4- 1

0- 1

1- 0

HOME

1- 0

2- 0

2- 0

0- 2

0- 0

0- 1

AWAY

0- 1

0- 0

0- 0

3- 1

0- 1

0- 0

NEUTRAL

1- 0

2- 0

1- 0

15- 1

0- 0

0- 0

CONFERENCE

3- 0

12- 1

5- 0

8- 0

0- 0

0- 0

HOME

2- 0

6- 0

3- 0

7- 1

0- 0

0- 0

AWAY

1- 0

6- 1

2- 0

0- 0

0- 0

0- 0

NEUTRAL

0- 0

0- 0

0- 0

RPI 1-25

RPI 26-50

Team's RPI: 31

RPI 51-100

RPI 101+

RPI	S	Opponent	Score
13	N	South Fla.	87 93
22	H	Green Bay	64 75

RPI	S	Opponent	Score
35	H	Virginia	61 46
41	A	Quinnipiac	66 72

RPI	S	Opponent	Score
56	N	Harvard	72 66
64	H	James Madison	82 54
67	A	Tolledo	50 68
71	H	Duquesne	79 70
79	A	Fordham	63 62
79	H	Fordham	79 54

RPI	S	Opponent	Score
101	A	George Washington	57 53
101	H	George Washington	66 55
105	H	George Mason	71 66
124	A	Saint Louis	72 85
124	H	Saint Louis	101 76
127	N	Tulane	71 65
146	A	Saint Joseph's	65 59
185	A	Davidson	85 68
199	A	Richmond	66 59
243	A	La Salle	76 47
248	H	St. Bonaventure	80 59
266	H	Morgan St.	88 52
276	A	Massachusetts	78 49
285	H	VCU	74 64
331	H	Ark.-Pine Bluff	81 43
332	H	Rhode Island	116 58
338	N	Mississippi Val.	65 46

LAST 12 Division I GAMES:

124	A	Saint Louis	72 85	71	H	Duquesne	79 70
105	H	George Mason	71 66	185	A	Davidson	85 68
79	H	Fordham	79 54	199	A	Richmond	66 59
101	A	George Washington	57 53	101	H	George Washington	66 55
276	A	Massachusetts	78 49	79	A	Fordham	63 62
285	H	VCU	74 64	124	H	Saint Louis	101 76

Non-Div I Games:

Dayton

Loss,
 Non-Conf, S Site,
 H Home
A Away
 N Neutral

Average RPI Win:	131	WON-LOST	WINNING	LAST 10	STRENGTH OF	OPP. STRENGTH	TEAM	ADJ.	CONF.	ADJ CONF.
Average RPI Loss:	37	RECORD	PCT. RANK	GAMES	SCHEDULE	OF SCHEDULE	RPI	RPI	RPI	RPI
DIV. I ONLY	23- 7	44	9- 1	28	33	24	24	6	6	
DIV. I NON-CONF.	8- 4	87	0- 0	18	17	43	43	6	6	

TOTALS	RPI 1-25	RPI 26-50	W-L RECORDS	RPI 51-100	RPI 101-999	RPI 201+				
23- 7	1- 3	5- 2	OVERALL	3- 1	14- 1	6- 0				
13- 3	1- 1	3- 1	HOME	2- 0	7- 1	4- 0				
8- 3	0- 2	1- 1	AWAY	1- 0	6- 0	2- 0				
2- 1	0- 0	1- 0	NEUTRAL	0- 1	1- 0	0- 0				
8- 4	0- 2	2- 1	NON-CONFERENCE	1- 1	5- 0	2- 0				
5- 2	0- 1	1- 1	HOME	1- 0	3- 0	2- 0				
1- 1	0- 1	0- 0	AWAY	0- 0	1- 0	0- 0				
2- 1	0- 0	1- 0	NEUTRAL	0- 1	1- 0	0- 0				
15- 3	1- 1	3- 1	CONFERENCE	2- 0	9- 1	4- 0				
8- 1	1- 0	2- 0	HOME	1- 0	4- 1	2- 0				
7- 2	0- 1	1- 1	AWAY	1- 0	5- 0	2- 0				
0- 0	0- 0	0- 0	NEUTRAL	0- 0	0- 0	0- 0				

RPI 1-25				RPI 26-50				RPI 51-100				RPI 101+			
RPI	S	Opponent	Score	RPI	S	Opponent	Score	RPI	S	Opponent	Score	RPI	S	Opponent	Score
1	A	Notre Dame	82 91	27	A	Villanova	58 84	52	N	FGCU	84 89	112	A	Georgetown	78 62
2	H	UConn	69 103	27	H	Villanova	71 66	69	A	St. John's (NY)	67 54	112	H	Georgetown	85 86
25	A	Marquette	81 93	30	H	Oklahoma	111 108	69	H	St. John's (NY)	76 67	123	A	Butler	86 68
25	H	Marquette	95 83	37	H	Northern Colo.	88 94	82	H	IUPUI	85 71	123	H	Butler	87 65
				40	N	Gonzaga	88 71					124	H	Saint Louis	86 78
				50	A	Creighton	82 54					125	A	Seton Hall	72 68
				50	H	Creighton	77 67					125	H	Seton Hall	89 66
LAST 12 Division I GAMES:															
125	A	Seton Hall	72 68	211	H	Providence	81 47								
69	A	St. John's (NY)	67 54	50	H	Creighton	77 67								
27	H	Villanova	71 66	25	H	Marquette	95 83								
112	H	Georgetown	85 86	112	A	Georgetown	78 62								
216	A	Xavier	73 72	27	A	Villanova	58 84								
123	A	Butler	86 68	123	H	Butler	87 65								

Non-Div I Games:

DePaul

Delaware

Delaware				Through Games Of Feb. 28, 2018						
Average RPI Win:	216	WON-LOST	WINNING	LAST 10	STRENGTH OF	OPP. STRENGTH	TEAM	ADJ.	CONF.	ADJ CONF.
Average RPI Loss:	111	RECORD	PCT. RANK	GAMES	SCHEDULE	OF SCHEDULE	RPI	RPI	RPI	RPI
DIV. I ONLY	17- 10	102	5- 5	184	159	117	117	10	10	
DIV. I NON-CONF.	7- 4	102	0- 0	265	245	146	146	12	12	

TOTALS	RPI 1-25	RPI 26-50	W-L RECORDS	RPI 51-100	RPI 101-999	RPI 201+				
17- 10	0- 1	1- 3	OVERALL	1- 2	15- 4	11- 2				
9- 3	0- 0	1- 0	HOME	1- 1	7- 2	6- 1				
7- 6	0- 1	0- 3	AWAY	0- 1	7- 1	4- 0				
1- 1	0- 0	0- 0	NEUTRAL	0- 0	1- 1	1- 1				
7- 4	0- 1	0- 1	NON-CONFERENCE	1- 0	6- 2	4- 2				
3- 1	0- 0	0- 0	HOME	1- 0	2- 1	2- 1				
3- 2	0- 1	0- 1	AWAY	0- 0	3- 0	1- 0				
1- 1	0- 0	0- 0	NEUTRAL	0- 0	1- 1	1- 1				
10- 6	0- 0	1- 2	CONFERENCE	0- 2	9- 2	7- 0				
6- 2	0- 0	1- 0	HOME	0- 1	5- 1	4- 0				
4- 4	0- 0	0- 2	AWAY	0- 1	4- 1	3- 0				
0- 0	0- 0	0- 0	NEUTRAL	0- 0	0- 0	0- 0				

RPI 1-25				RPI 26-50				RPI 51-100				RPI 101+ Team's RPI: 117			
RPI	S	Opponent	Score	RPI	S	Opponent	Score	RPI	S	Opponent	Score	RPI	S	Opponent	Score
16	A	Buffalo	73 87	32	A	Princeton	60 78	60	H	American	72 56	135	A	Northeastern	59 73
				47	A	Elon	51 64	64	A	James Madison	56 67	135	H	Northeastern	53 64
				47	H	Elon	80 66	64	H	James Madison	53 56	145	A	Hartford	72 63
				48	A	Drexel	53 74					154	A	William & Mary	61 52
												154	H	William & Mary	68 59
												161	A	Army West Point	70 59
												217	H	Boston U.	79 85
												231	H	Loyola Maryland	71 38
												237	A	Hofstra	58 51
												237	H	Hofstra	61 41
												248	A	St. Bonaventure	53 52
												256	A	UNCW	82 49
												256	H	UNCW	80 62
												262	H	Towson	51 49
												272	A	Col. of Charleston	68 59
												272	H	Col. of Charleston	79 51
												334	H	Delaware St.	84 49
												346	N	Eastern Ill.	66 37
												347	N	Saint Peter's	87 90

LAST 12 Division I GAMES:															
				64	A	James Madison	56 67	135	A	Northeastern	59 73				
				154	A	William & Mary	61 52	256	H	UNCW	80 62				
				272	H	Col. of Charleston	79 51	135	H	Northeastern	53 64				
				64	H	James Madison	53 56	47	A	Elon	51 64				
				237	H	Hofstra	61 41	256	A	UNCW	82 49				
				154	H	William & Mary	68 59	262	H	Towson	51 49				

Non-Div I Games:

Delaware

Average RPI Win: 317		WON-LOST RECORD		WINNING PCT. RANK		LAST 10 GAMES		STRENGTH OF SCHEDULE		OPP. STRENGTH OF SCHEDULE		TEAM RPI		ADJ. RPI		CONF. RPI		ADJ CONF. RPI	
DIV. I ONLY		5- 23		327		3- 7		290		277		334		334		30		30	
DIV. I NON-CONF.		1- 12		335		0- 0		172		97		315		315		30		30	
TOTALS		RPI 1-25		RPI 26-50		W-L RECORDS		RPI 51-100		RPI 101-999		RPI 201+							
5- 23		0- 1		0- 2		OVERALL		0- 0		5- 20		5- 8							
4- 7		0- 0		0- 1		HOME		0- 0		4- 6		4- 3							
1- 14		0- 0		0- 0		AWAY		0- 0		1- 6		1- 3							
0- 2		0- 0		0- 0		NEUTRAL		0- 0		0- 2		0- 0							
1- 12		0- 1		0- 2		NON-CONFERENCE		0- 0		1- 9		1- 2							
1- 3		0- 0		0- 1		HOME		0- 0		1- 2		1- 1							
0- 7		0- 1		0- 1		AWAY		0- 0		0- 5		0- 1							
0- 2		0- 0		0- 0		NEUTRAL		0- 0		0- 2		0- 0							
4- 11		0- 0		0- 0		CONFERENCE		0- 0		4- 11		4- 6							
3- 4		0- 0		0- 0		HOME		0- 0		3- 4		3- 2							
1- 7		0- 0		0- 0		AWAY		0- 0		1- 7		1- 4							
0- 0		0- 0		0- 0		NEUTRAL		0- 0		0- 0		0- 0							

RPI 1-25				RPI 26-50				RPI 51-100				RPI 101+ Team's RPI: 334			
RPI	S	Opponent	Score	RPI	S	Opponent	Score	RPI	S	Opponent	Score	RPI	S	Opponent	Score
24	A	DePaul	71 110	38	A	Michigan	36 105					117	A	Delaware	49 84
				48	H	Drexel	52 73					126	H	Bethune-Cookman	60 68
												129	H	Robert Morris	42 65
												157	N	Ole Miss	58 110
												166	A	Florida	51 85
												169	A	Kansas	49 81
												172	A	N.C. A&T	55 75
												172	H	N.C. A&T	48 66
												182	N	Stetson	43 58
												192	A	Norfolk St.	50 72
												193	A	Temple	72 96
												198	A	Hampton	62 66
												229	A	Fla. Atlantic	67 90
												243	H	La Salle	48 71
												265	A	Howard	70 78
												266	A	Morgan St.	62 54
												274	A	UMES	56 76
												314	H	Coppin St.	70 66
												318	A	N.C. Central	60 76
												318	H	N.C. Central	67 74
												321	H	South Carolina St.	58 44
												341	H	Longwood	60 56
												343	H	Savannah St.	93 79
												344	A	Florida A&M	54 59
												344	H	Florida A&M	65 73
LAST 12 Division I GAMES:															
274	A	UMES	56 76	172	A	N.C. A&T	55 75								
265	A	Howard	70 78	343	H	Savannah St.	93 79								
314	H	Coppin St.	70 66	266	A	Morgan St.	62 54								
344	H	Florida A&M	65 73	126	H	Bethune-Cookman	60 68								
192	A	Norfolk St.	50 72	344	A	Florida A&M	54 59								
318	A	N.C. Central	60 76	198	A	Hampton	62 66								

Non-Div I Games:

Del aware St.

■ Loss,
 ■ Non-Conf,
 ■ S Site,
 ■ Home
 ■ Away
 N Neutral

Average RPI Win: 284

Average RPI Loss: 79

WON-LOST
RECORDWINNING
PCT. RANKLAST 10
GAMESSTRENGTH OF
SCHEDULEOPP. STRENGTH
OF SCHEDULETEAM
RPIADJ.
RPICONF.
RPIADJ CONF.
RPIDIV. I ONLY
DIV. I NON-CONF.15- 13
8- 6156
1435- 5
0- 0207
278193
249171
192171
19212
1612
16

TOTALS

RPI 1-25

RPI 26-50

W-L RECORDS

RPI 51-100

RPI 101-999

RPI 201+

15- 13

0- 0

0- 3

OVERALL

0- 8

15- 2

14- 0

6- 6

0- 0

0- 2

HOME

0- 3

6- 1

5- 0

8- 5

0- 0

0- 1

AWAY

0- 3

8- 1

8- 0

1- 2

0- 0

0- 0

NEUTRAL

0- 2

1- 0

1- 0

8- 6

0- 0

0- 1

NON-CONFERENCE

0- 4

8- 1

8- 0

2- 3

0- 0

0- 1

HOME

0- 1

2- 1

2- 0

5- 1

0- 0

0- 0

AWAY

0- 1

5- 0

5- 0

1- 2

0- 0

0- 0

NEUTRAL

0- 2

1- 0

1- 0

7- 7

0- 0

0- 2

CONFERENCE

0- 4

7- 1

6- 0

4- 3

0- 0

0- 1

HOME

0- 2

4- 0

3- 0

3- 4

0- 0

0- 1

AWAY

0- 2

3- 1

3- 0

0- 0

0- 0

0- 0

NEUTRAL

0- 0

0- 0

0- 0

RPI 1-25

RPI 26-50

RPI 51-100

RPI 101+

Team's RPI: 171

RPI S Opponent Score

RPI S Opponent Score

RPI S Opponent Score

RPI S Opponent Score

34 A South Dakota St. 59 95

34 H South Dakota St. 58 69

37 H Northern Colo. 63 71

59 A South Dakota 51 79

59 H South Dakota 60 82

60 A American 53 66

73 H Wyoming 51 61

80 N Miami (OH) 52 69

89 N Liberty 69 82

99 A Western Ill. 93 118

99 H Western Ill. 61 77

120 H Colorado St. 56 61

179 A Oral Roberts 60 90

179 H Oral Roberts 70 54

214 N Eastern Mich. 60 54

238 A Omaha 85 74

238 H Omaha 81 60

284 A UMKC 77 68

288 A North Dakota St. 78 73

288 H North Dakota St. 98 79

298 A Air Force 75 54

303 A Utah St. 74 72

305 H Northern Ariz. 80 73

323 H Utah Valley 72 53

324 A UMBC 70 48

325 A Cal St. Fullerton 83 58

327 A Fort Wayne 73 55

327 H Fort Wayne 86 65

LAST 12 Division I GAMES:

99 H Western Ill. 61 77

238 H Omaha 81 60

179 H Oral Roberts 70 54

288 A North Dakota St. 78 73

34 A South Dakota St. 59 95

327 H Fort Wayne 86 65

59 H South Dakota 60 82

99 A Western Ill. 93 118

179 A Oral Roberts 60 90

238 A Omaha 85 74

288 H North Dakota St. 98 79

34 H South Dakota St. 58 69

Non-Div I Games:

Chadron St.

99 55

Denver

Average RPI Win:	329	WON-LOST	WINNING	LAST 10	STRENGTH OF	OPP. STRENGTH	TEAM	ADJ.	CONF.	ADJ CONF.
Average RPI Loss:	134	RECORD	PCT. RANK	GAMES	SCHEDULE	OF SCHEDULE	RPI	RPI	RPI	RPI
DIV. I ONLY	2- 27	345	1- 9	142	111	319	319	11	11	
DIV. I NON-CONF.	0- 11	337	0- 0	245	35	339	339	14	14	

TOTALS	RPI 1-25	RPI 26-50	W-L RECORDS	RPI 51-100	RPI 101-999	RPI 201+				
2- 27	0- 2	0- 1	OVERALL	0- 7	2- 17	2- 6				
1- 13	0- 1	0- 1	HOME	0- 4	1- 7	1- 3				
1- 12	0- 1	0- 0	AWAY	0- 3	1- 8	1- 2				
0- 2	0- 0	0- 0	NEUTRAL	0- 0	0- 2	0- 1				
0- 11	0- 0	0- 1	NON-CONFERENCE	0- 3	0- 7	0- 4				
0- 5	0- 0	0- 1	HOME	0- 2	0- 2	0- 2				
0- 4	0- 0	0- 0	AWAY	0- 1	0- 3	0- 1				
0- 2	0- 0	0- 0	NEUTRAL	0- 0	0- 2	0- 1				
2- 16	0- 2	0- 0	CONFERENCE	0- 4	2- 10	2- 2				
1- 8	0- 1	0- 0	HOME	0- 2	1- 5	1- 1				
1- 8	0- 1	0- 0	AWAY	0- 2	1- 5	1- 1				
0- 0	0- 0	0- 0	NEUTRAL	0- 0	0- 0	0- 0				

RPI 1-25				RPI 26-50				RPI 51-100				RPI 101+ Team's RPI: 319			
RPI	S	Opponent	Score	RPI	S	Opponent	Score	RPI	S	Opponent	Score	RPI	S	Opponent	Score
22	A	Green Bay	45 88	38	H	Michigan	50 86	61	H	Michigan St.	60 97	116	A	Cleveland St.	50 75
22	H	Green Bay	27 85					67	H	Tol edo	64 81	116	H	Cleveland St.	76 90
								80	A	Mi ami (OH)	64 91	119	A	Milwaukee	45 90
								82	A	IUPUI	62 90	119	H	Milwaukee	61 70
								82	H	IUPUI	59 91	122	A	Western Mi ch.	62 74
								95	A	Wright St.	55 85	154	A	Youngstown St.	59 76
								95	H	Wright St.	60 88	154	H	Youngstown St.	52 72
												159	A	Kent St.	74 82
												160	N	Clemson	44 72
												187	A	Oakland	50 83
												187	H	Oakland	74 85
												210	H	Bowling Green	81 85
												214	H	Eastern Mi ch.	76 78
												221	N	North Texas	57 63
												224	A	Illinois	65 73
												255	A	Northern Ky.	60 64
												255	H	Northern Ky.	67 78
												329	A	Ill. -Chicago	61 58
												329	H	Ill. -Chicago	73 60

LAST 12 Division I GAMES:															
22	A	Green Bay	45 88	95	A	Wright St.	55 85								
119	A	Milwaukee	45 90	154	H	Youngstown St.	52 72								
187	H	Oakland	74 85	116	H	Cleveland St.	76 90								
82	H	IUPUI	59 91	187	A	Oakland	50 83								
329	H	Ill. -Chicago	73 60	119	H	Milwaukee	61 70								
255	A	Northern Ky.	60 64	22	H	Green Bay	27 85								

Non-Div I Games:

Detroit Mercy

Average RPI Win:	213	WON-LOST	WINNING	LAST 10	STRENGTH OF	OPP. STRENGTH	TEAM	ADJ.	CONF.	ADJ CONF.
Average RPI Loss:	50	RECORD	PCT. RANK	GAMES	SCHEDULE	OF SCHEDULE	RPI	RPI	RPI	RPI
DIV. I ONLY	20- 7	51	10- 0	118	180	76	76	23	23	
DIV. I NON-CONF.	4- 7	226	0- 0	11	33	129	129	21	21	

TOTALS	RPI 1-25	RPI 26-50	W-L RECORDS	RPI 51-100	RPI 101-999	RPI 201+				
20- 7	0- 2	0- 2	OVERALL	3- 2	17- 1	11- 0				
12- 3	0- 0	0- 2	HOME	2- 1	10- 0	6- 0				
7- 3	0- 2	0- 0	AWAY	1- 1	6- 0	4- 0				
1- 1	0- 0	0- 0	NEUTRAL	0- 0	1- 1	1- 0				
4- 7	0- 2	0- 2	NON-CONFERENCE	1- 2	3- 1	1- 0				
3- 3	0- 0	0- 2	HOME	1- 1	2- 0	0- 0				
0- 3	0- 2	0- 0	AWAY	0- 1	0- 0	0- 0				
1- 1	0- 0	0- 0	NEUTRAL	0- 0	1- 1	1- 0				
16- 0	0- 0	0- 0	CONFERENCE	2- 0	14- 0	10- 0				
9- 0	0- 0	0- 0	HOME	1- 0	8- 0	6- 0				
7- 0	0- 0	0- 0	AWAY	1- 0	6- 0	4- 0				
0- 0	0- 0	0- 0	NEUTRAL	0- 0	0- 0	0- 0				

RPI 1-25				RPI 26-50				RPI 51-100				Team's RPI: 76				RPI 101+			
RPI	S	Opponent	Score	RPI	S	Opponent	Score	RPI	S	Opponent	Score	RPI	S	Opponent	Score	RPI	S	Opponent	Score
8	A	Oregon	77 110	34	H	South Dakota St.	78 85	63	H	Nebraska	84 89	105	N	George Mason	75 87				
15	A	Iowa	66 79	50	H	Creighton	100 108	73	A	Wyoming	61 75	109	H	Iowa St.	83 80				
								89	H	Liberty	96 68	119	H	Milwaukee	77 73				
								92	A	Missouri St.	80 68	139	A	UNI	72 67				
								92	H	Missouri St.	84 65	139	H	UNI	81 64				
												156	A	Southern Ill.	75 64				
												156	H	Southern Ill.	84 73				
												249	A	Illinois St.	65 58				
												249	H	Illinois St.	80 64				
												258	A	Indiana St.	84 51				
												258	H	Indiana St.	85 64				
												260	A	Bradley	84 75				
												260	H	Bradley	77 71				
												294	H	Valparaiso	86 50				
												304	H	Loyola Chicago	72 46				
												338	N	Mississippi Val.	96 60				
												349	A	Evansville	101 50				
												349	H	Evansville	107 66				
LAST 12 Division I GAMES:																			
249	H	Illinois St.	80 64	156	H	Southern Ill.	84 73												
260	H	Bradley	77 71	260	A	Bradley	84 75												
139	A	UNI	72 67	249	A	Illinois St.	65 58												
258	A	Indiana St.	84 51	139	H	UNI	81 64												
349	A	Evansville	101 50	349	H	Evansville	107 66												
92	H	Missouri St.	84 65	258	H	Indiana St.	85 64												

Non-Div I Games: Iowa Wesleyan 102 25

Drake

Average RPI Win: 194

Average RPI Loss: 61

WON-LOST
RECORDWINNING
PCT. RANKLAST 10
GAMESSTRENGTH OF
SCHEDULEOPP. STRENGTH
OF SCHEDULETEAM
RPIADJ.
RPICONF.
RPIADJ CONF.
RPIDIV. I ONLY
DIV. I NON-CONF.22- 6
8- 438
879- 1
0- 0135
207119
9248
9648
9610
1210
12

TOTALS

RPI 1-25

RPI 26-50

W-L RECORDS

RPI 51-100

RPI 101-999

RPI 201+

22- 6

0- 0

1- 2

OVERALL

2- 4

19- 0

12- 0

12- 0

0- 0

1- 0

HOME

2- 0

9- 0

6- 0

9- 4

0- 0

0- 2

AWAY

0- 2

9- 0

6- 0

1- 2

0- 0

0- 0

NEUTRAL

0- 2

1- 0

0- 0

8- 4

0- 0

0- 1

NON-CONFERENCE

1- 3

7- 0

5- 0

4- 0

0- 0

0- 0

HOME

1- 0

3- 0

3- 0

3- 2

0- 0

0- 1

AWAY

0- 1

3- 0

2- 0

1- 2

0- 0

0- 0

NEUTRAL

0- 2

1- 0

0- 0

14- 2

0- 0

1- 1

CONFERENCE

1- 1

12- 0

7- 0

8- 0

0- 0

1- 0

HOME

1- 0

6- 0

3- 0

6- 2

0- 0

0- 1

AWAY

0- 1

6- 0

4- 0

0- 0

0- 0

0- 0

NEUTRAL

0- 0

0- 0

0- 0

RPI 1-25

RPI 26-50

Team's RPI: 48

RPI 51-100


RPI 101+

RPI S Opponent Score


RPI S Opponent Score



RPI S Opponent Score


RPI S Opponent Score



29  Syracuse 62  72



47  El on 58  70



47  El on 58 56


64  James Madi son 48  56


64  James Madi son 73 71


65 N  West Vi rginia 42  75


74 N  Vi rginia Tech 67  79


86  Penn St. 70  84


88  Bucknel l 63 54


117  Delaware 74 53


123 N  Butler 76 62


135  Northeastern 69 58


135  Northeastern 58 50


146  Saint Joseph's 65 58


154  William & Mary 65 58


154  William & Mary 54 34


228  Ni agara 66 65


237  Hofstra 58 47


237  Hofstra 47 38


243  La Salle 79 54


244  Lafayette 52 37


256  UNCW 58 40


256  UNCW 68 42

262  Towson 62 54


262  Towson 78 53


272  Col. of Charl eston 80 53


273  Cornel l 61 39


334  Delaware St. 73 52



LAST 12 Di vi si on I GAMES:


262  Towson 62 54


64  James Madi son 73 71


154  William & Mary 54 34


256  UNCW 58 40


47  El on 58  70


272  Col. of Charl eston 80 53


262  Towson 78 53

135  Northeastern 58 50

47  El on 58 56



237  Hofstra 58 47

135  Northeastern 69 58

256  UNCW 68 42

Non-Di v I Games:

Drexel

 Loss,  Non-Conf, S Site,  Home  Away N Neutral

Average RPI Win:	131	WON-LOST	WINNING	LAST 10	STRENGTH OF	OPP. STRENGTH	TEAM	ADJ.	CONF.	ADJ CONF.
Average RPI Loss:	34	RECORD	PCT. RANK	GAMES	SCHEDULE	OF SCHEDULE	RPI	RPI	RPI	RPI
DIV. I ONLY	22- 7	45	7- 3	20	26	12	12	1	1	
DIV. I NON-CONF.	11- 2	22	0- 0	54	103	16	16	1	1	

TOTALS	RPI 1-25	RPI 26-50	W-L RECORDS	RPI 51-100	RPI 101-999	RPI 201+				
22- 7	3- 3	2- 3	OVERALL	5- 0	12- 1	5- 0				
16- 1	3- 1	2- 0	HOME	4- 0	7- 0	3- 0				
6- 6	0- 2	0- 3	AWAY	1- 0	5- 1	2- 0				
0- 0	0- 0	0- 0	NEUTRAL	0- 0	0- 0	0- 0				
11- 2	1- 1	1- 1	NON-CONFERENCE	3- 0	6- 0	5- 0				
9- 0	1- 0	1- 0	HOME	3- 0	4- 0	3- 0				
2- 2	0- 1	0- 1	AWAY	0- 0	2- 0	2- 0				
0- 0	0- 0	0- 0	NEUTRAL	0- 0	0- 0	0- 0				
11- 5	2- 2	1- 2	CONFERENCE	2- 0	6- 1	0- 0				
7- 1	2- 1	1- 0	HOME	1- 0	3- 0	0- 0				
4- 4	0- 1	0- 2	AWAY	1- 0	3- 1	0- 0				
0- 0	0- 0	0- 0	NEUTRAL	0- 0	0- 0	0- 0				

RPI	S	Opponent	Score	RPI	S	Opponent	Score	RPI	S	Opponent	Score	RPI	S	Opponent	Score
1	H	Notre Dame	54 72	27	A	Villanova	55 64	62	H	Georgia Tech	77 59	104	A	Wake Forest	80 67
5	A	Louisville	60 66	29	A	Syracuse	65 68	73	H	Wyoming	63 40	104	H	Wake Forest	59 51
6	H	Ohio St.	69 60	33	H	Oregon St.	72 65	74	A	Virginia Tech	86 75	111	A	North Carolina	86 92
7	H	Florida St.	79 66	35	H	Virginia	55 48	75	H	Maine	69 39	111	H	North Carolina	70 54
17	A	South Carolina	52 72	49	A	Miami (FL)	48 51	89	H	Liberty	68 51	160	A	Clemson	60 35
21	H	NC State	69 56									175	A	Pittsburgh	58 46
												196	H	High Point	77 50
												200	H	Boston College	75 50
												226	H	UNCG	85 54
												245	H	Presbyterian	79 45
												263	A	Grand Canyon	74 61
												281	A	Old Dominion	84 51
												340	H	Winthrop	101 30

LAST 12 Division I GAMES:															
111	H	North Carolina	70 54	62	H	Georgia Tech	77 59	175	A	Pittsburgh	58 46	200	H	Boston College	75 50
7	H	Florida St.	79 66	74	A	Virginia Tech	86 75	111	A	North Carolina	86 92	74	A	Grand Canyon	74 61
29	A	Syracuse	65 68	35	H	Virginia	55 48	89	H	Liberty	68 51	281	A	Old Dominion	84 51
160	A	Clemson	60 35									340	H	Winthrop	101 30
104	H	Wake Forest	59 51												
1	H	Notre Dame	54 72												

Non-Div I Games:

Duke

Average RPI Win:	220	WON-LOST	WINNING	LAST 10	STRENGTH OF	OPP. STRENGTH	TEAM	ADJ.	CONF.	ADJ CONF.
Average RPI Loss:	89	RECORD	PCT. RANK	GAMES	SCHEDULE	OF SCHEDULE	RPI	RPI	RPI	RPI
DIV. I ONLY	17- 11	107	7- 3	165	96	113	113	17	17	
DIV. I NON-CONF.	6- 8	209	0- 0	173	21	174	174	17	17	

TOTALS	RPI 1-25	RPI 26-50	W-L RECORDS	RPI 51-100	RPI 101-999	RPI 201+				
17- 11	0- 3	0- 0	OVERALL	3- 4	14- 4	9- 2				
9- 3	0- 0	0- 0	HOME	2- 2	7- 1	4- 1				
8- 5	0- 2	0- 0	AWAY	1- 2	7- 1	5- 1				
0- 3	0- 1	0- 0	NEUTRAL	0- 0	0- 2	0- 0				
6- 8	0- 3	0- 0	NON-CONFERENCE	1- 2	5- 3	4- 1				
3- 2	0- 0	0- 0	HOME	1- 1	2- 1	1- 1				
3- 3	0- 2	0- 0	AWAY	0- 1	3- 0	3- 0				
0- 3	0- 1	0- 0	NEUTRAL	0- 0	0- 2	0- 0				
11- 3	0- 0	0- 0	CONFERENCE	2- 2	9- 1	5- 1				
6- 1	0- 0	0- 0	HOME	1- 1	5- 0	3- 0				
5- 2	0- 0	0- 0	AWAY	1- 1	4- 1	2- 1				
0- 0	0- 0	0- 0	NEUTRAL	0- 0	0- 0	0- 0				

RPI 1-25				RPI 26-50				RPI 51-100				RPI 101+ Team's RPI: 113			
RPI	S	Opponent	Score	RPI	S	Opponent	Score	RPI	S	Opponent	Score	RPI	S	Opponent	Score
1	N	Notre Dame	46 77					53	A	Mercer	48 63	107	N	Washington St.	76 80
9	A	Tennessee	49 87					53	H	Mercer	65 85	118	H	Cincinnati	87 77
21	A	NC State	58 70					61	H	Michigan St.	74 83	122	N	Western Mich.	79 87
								70	A	Houston	69 88	170	A	Samford	64 52
								71	H	Duquesne	81 77	170	H	Samford	76 48
								98	A	Chattanooga	61 55	177	A	Furman	69 57
								98	H	Chattanooga	65 58	177	H	Furman	56 46
												226	A	UNCG	61 65
												226	H	UNCG	60 52
												255	H	Northern Ky.	45 57
												271	A	Appalachian St.	70 57
												289	A	Murray St.	96 68
												299	A	Wofford	61 58
												299	H	Wofford	82 53
												310	H	Tennessee Tech	74 55
												316	A	Western Caro.	76 46
												316	H	Western Caro.	66 50
												340	A	Winthrop	74 63

LAST 12 Division I GAMES:															
				53	A	Mercer	48 63	226	A	UNCG	61 65				
				170	A	Samford	64 52	170	H	Samford	76 48				
				177	H	Furman	56 46	53	H	Mercer	65 85				
				299	H	Wofford	82 53	299	A	Wofford	61 58				
				98	A	Chattanooga	61 55	177	A	Furman	69 57				
				316	A	Western Caro.	76 46	98	H	Chattanooga	65 58				

Non-Div I Games: North Greenville 90 67

ETSU

■ Loss,
 ■ Non-Conf,
 ■ S Site,
 ■ Home
 ■ Away
 N Neutral

Average RPI Win:	218	WON-LOST	WINNING	LAST 10	STRENGTH OF	OPP. STRENGTH	TEAM	ADJ.	CONF.	ADJ CONF.
Average RPI Loss:	139	RECORD	PCT. RANK	GAMES	SCHEDULE	OF SCHEDULE	RPI	RPI	RPI	RPI
DIV. I ONLY	15- 14	172	5- 5	229	113	201	201	8	8	
DIV. I NON-CONF.	8- 5	111	0- 0	312	342	246	246	7	7	

TOTALS	RPI 1-25	RPI 26-50	W-L RECORDS	RPI 51-100	RPI 101-999	RPI 201+				
15- 14	0- 2	0- 1	OVERALL	1- 1	14- 10	9- 2				
11- 5	0- 1	0- 0	HOME	1- 0	10- 4	6- 0				
3- 7	0- 0	0- 0	AWAY	0- 1	3- 1	2- 0				
1- 2	0- 0	0- 0	NEUTRAL	0- 0	1- 2	1- 0				
8- 5	0- 0	0- 0	NON-CONFERENCE	0- 0	8- 5	6- 1				
6- 2	0- 0	0- 0	HOME	0- 0	6- 2	4- 0				
1- 1	0- 0	0- 0	AWAY	0- 0	1- 1	1- 1				
1- 2	0- 0	0- 0	NEUTRAL	0- 0	1- 2	1- 0				
7- 9	0- 2	0- 1	CONFERENCE	1- 1	6- 5	3- 1				
5- 3	0- 1	0- 0	HOME	1- 0	4- 2	2- 0				
2- 6	0- 1	0- 1	AWAY	0- 1	2- 3	1- 1				
0- 0	0- 0	0- 0	NEUTRAL	0- 0	0- 0	0- 0				

RPI 1-25				RPI 26-50				RPI 51-100				RPI 101+				Team's RPI: 201
RPI	S	Opponent	Score	RPI	S	Opponent	Score	RPI	S	Opponent	Score	RPI	S	Opponent	Score	
2	H	UConn	35 96	44	A	UCF	54 75	70	A	Houston	81 97	118	A	Cincinnati	79 70	
13	A	South Fla.	47 88					70	H	Houston	80 78	118	H	Cincinnati	54 66	
												127	A	Tulane	58 64	
												133	H	Wichita St.	77 67	
												153	H	Charlotte	58 55	
												154	H	William & Mary	65 71	
												180	N	Jacksonville St.	73 82	
												189	A	Memphis	36 72	
												189	H	Memphis	75 62	
												192	H	Norfolk St.	51 46	
												193	H	Temple	64 65	
												194	N	UTEP	79 93	
												199	H	Richmond	64 65	
												207	A	SMU	51 65	
												207	H	SMU	76 47	
												209	A	Tulsa	59 57	
												209	H	Tulsa	73 67	
												256	A	UNCW	62 66	
												261	N	Rider	66 63	
												274	H	UMES	64 54	
												295	H	USC Upstate	66 53	
												300	A	Kennesaw St.	66 56	
												318	H	N. C. Central	73 61	
												343	H	Savannah St.	103 37	

LAST 12 Division I GAMES:																
				44	A	UCF	54 75	207	H	SMU	76 47					
				193	H	Temple	64 65	133	H	Wichita St.	77 67					
				209	A	Tulsa	59 57	118	A	Cincinnati	79 70					
				70	A	Houston	81 97	127	A	Tulane	58 64					
				189	H	Memphis	75 62	70	H	Houston	80 78					
				13	A	South Fla.	47 88	207	A	SMU	51 65					

Non-Div I Games:

East Carolina

■ Loss,
 ■ Non-Conf,
 ■ S Site,
 ■ Home
 ■ A Away
 N Neutral

Average RPI Win:	280	WON-LOST	WINNING	LAST 10	STRENGTH OF	OPP. STRENGTH	TEAM	ADJ.	CONF.	ADJ CONF.
Average RPI Loss:	204	RECORD	PCT. RANK	GAMES	SCHEDULE	OF SCHEDULE	RPI	RPI	RPI	RPI
DIV. I ONLY	3- 26	338	1- 9	275	310	346	346	25	25	
DIV. I NON-CONF.	1- 10	327	0- 0	293	320	345	345	27	27	

TOTALS	RPI 1-25	RPI 26-50	W-L RECORDS	RPI 51-100	RPI 101-999	RPI 201+				
3- 26	0- 0	0- 0	OVERALL	0- 3	3- 23	2- 13				
3- 11	0- 0	0- 0	HOME	0- 1	3- 10	2- 7				
0- 14	0- 0	0- 0	AWAY	0- 2	0- 12	0- 6				
0- 1	0- 0	0- 0	NEUTRAL	0- 0	0- 1	0- 0				
1- 10	0- 0	0- 0	NON-CONFERENCE	0- 1	1- 9	1- 4				
1- 4	0- 0	0- 0	HOME	0- 0	1- 4	1- 3				
0- 5	0- 0	0- 0	AWAY	0- 1	0- 4	0- 1				
0- 1	0- 0	0- 0	NEUTRAL	0- 0	0- 1	0- 0				
2- 16	0- 0	0- 0	CONFERENCE	0- 2	2- 14	1- 9				
2- 7	0- 0	0- 0	HOME	0- 1	2- 6	1- 4				
0- 9	0- 0	0- 0	AWAY	0- 1	0- 8	0- 5				
0- 0	0- 0	0- 0	NEUTRAL	0- 0	0- 0	0- 0				

RPI 1-25				RPI 26-50				RPI 51-100				RPI 101+ Team's RPI: 346			
RPI	S	Opponent	Score	RPI	S	Opponent	Score	RPI	S	Opponent	Score	RPI	S	Opponent	Score
								66	A	Bel mont	37 59	114	H	Northern Ill.	64 93
								66	H	Bel mont	58 86	116	A	Cleveland St.	69 77
								95	A	Wright St.	46 81	117	N	Del aware	37 66
												146	A	Saint Joseph's	62 80
												162	A	SIUE	52 62
												162	H	SIUE	76 72
												164	A	UT Martin	57 85
												164	H	UT Martin	44 72
												165	A	Northwestern	40 74
												180	H	Jacksonville St.	50 59
												186	A	Morehead St.	81 89
												221	H	North Texas	61 63
												225	A	Southeast Mo. St.	48 51
												225	H	Southeast Mo. St.	54 77
												242	A	Austin Peay	59 69
												242	H	Austin Peay	66 75
												260	H	Bradley	52 67
												289	A	Murray St.	61 72
												289	H	Murray St.	63 70
												294	H	Valparaiso	67 76
												310	H	Tennessee Tech	57 60
												312	A	Eastern Ky.	51 67
												327	A	Fort Wayne	77 93
												330	A	Tennessee St.	68 86
												330	H	Tennessee St.	66 59
												349	H	Evansville	79 52

								LAST 12 Division I GAMES:							
				162	H	SIUE	76 72	310	H	Tennessee Tech	57 60				
				289	H	Murray St.	63 70	180	H	Jacksonville St.	50 59				
				164	A	UT Martin	57 85	330	A	Tennessee St.	68 86				
				225	A	Southeast Mo. St.	48 51	66	A	Bel mont	37 59				
				242	H	Austin Peay	66 75	225	H	Southeast Mo. St.	54 77				
				162	A	SIUE	52 62	164	H	UT Martin	44 72				

Non-Div I Games:

Eastern Ill.

■ Loss,
 ■ Non-Conf,
 ■ S Site,
 ■ H Home
 ■ A Away
 N Neutral

Average RPI Win:	268	WON-LOST	WINNING	LAST 10	STRENGTH OF	OPP. STRENGTH	TEAM	ADJ.	CONF.	ADJ CONF.
Average RPI Loss:	186	RECORD	PCT. RANK	GAMES	SCHEDULE	OF SCHEDULE	RPI	RPI	RPI	RPI
DIV. I ONLY	7- 19	286	1- 9	284	252	312	312	25	25	
DIV. I NON-CONF.	2- 6	280	0- 0	309	80	301	301	27	27	

TOTALS	RPI 1-25	RPI 26-50	W-L RECORDS	RPI 51-100	RPI 101-999	RPI 201+				
7- 19	0- 0	0- 0	OVERALL	0- 3	7- 16	5- 8				
5- 7	0- 0	0- 0	HOME	0- 2	5- 5	3- 2				
2- 12	0- 0	0- 0	AWAY	0- 1	2- 11	2- 6				
0- 0	0- 0	0- 0	NEUTRAL	0- 0	0- 0	0- 0				
2- 6	0- 0	0- 0	NON-CONFERENCE	0- 1	2- 5	2- 2				
1- 2	0- 0	0- 0	HOME	0- 1	1- 1	1- 0				
1- 4	0- 0	0- 0	AWAY	0- 0	1- 4	1- 2				
0- 0	0- 0	0- 0	NEUTRAL	0- 0	0- 0	0- 0				
5- 13	0- 0	0- 0	CONFERENCE	0- 2	5- 11	3- 6				
4- 5	0- 0	0- 0	HOME	0- 1	4- 4	2- 2				
1- 8	0- 0	0- 0	AWAY	0- 1	1- 7	1- 4				
0- 0	0- 0	0- 0	NEUTRAL	0- 0	0- 0	0- 0				

E
a
s
t
e
r
n
K
y
.E
a
s
t
e
r
n
K
y
.

RPI 1-25				RPI 26-50				RPI 51-100				RPI 101+ Team's RPI: 312					
RPI	S	Opponent	Score	RPI	S	Opponent	Score	RPI	S	Opponent	Score	RPI	S	Opponent	Score		
								66	A	Belmont	62	95	105	A	George Mason	41	64
								66	H	Belmont	55	77	118	A	Cincinnati	53	64
								90	H	Ohio	57	69	159	H	Kent St.	57	65
												162	H	SIUE	60	62	
												164	A	UT Martin	49	77	
												164	H	UT Martin	54	72	
												180	A	Jacksonville St.	51	65	
												180	H	Jacksonville St.	48	44	
												186	A	Morehead St.	51	62	
												186	H	Morehead St.	59	56	
												210	A	Bowling Green	60	77	
												220	A	Akron	45	62	
												225	A	Southeast Mo. St.	55	69	
												225	H	Southeast Mo. St.	52	66	
												226	H	UNCG	70	59	
												242	A	Austin Peay	45	59	
												289	A	Murray St.	68	75	
												310	A	Tennessee Tech	76	68	
												310	H	Tennessee Tech	55	53	
												316	A	Western Caro.	62	59	
												330	A	Tennessee St.	58	69	
												330	H	Tennessee St.	58	59	
												346	H	Eastern Ill.	67	51	
LAST 12 Division I GAMES:																	
				186	A	Morehead St.	51	62	330	H	Tennessee St.	58	59				
				225	H	Southeast Mo. St.	52	66	66	H	Belmont	55	77				
				330	A	Tennessee St.	58	69	289	A	Murray St.	68	75				
				66	A	Belmont	62	95	242	A	Austin Peay	45	59				
				186	H	Morehead St.	59	56	180	H	Jacksonville St.	48	44				
				164	H	UT Martin	54	72	310	H	Tennessee Tech	55	53				

Non-Div I Games: Ohio Christian 69 45

Eastern Ky.

Average RPI Win: 187

Average RPI Loss: 128

WON-LOST
RECORDWINNING
PCT. RANKLAST 10
GAMESSTRENGTH OF
SCHEDULEOPP. STRENGTH
OF SCHEDULETEAM
RPIADJ.
RPICONF.
RPIADJ CONF.
RPIDIV. I ONLY
DIV. I NON-CONF.9- 18
3- 7260
2541- 9
0- 0145
330102
326214
307214
3077
87
8

TOTALS

RPI 1-25

RPI 26-50

W-L RECORDS

RPI 51-100

RPI 101-999

RPI 201+

9- 18

0- 3

0- 2

OVERALL

3- 2

6- 11

4- 4

5- 5

0- 1

0- 0

HOME

2- 1

3- 3

2- 1

4- 12

0- 2

0- 2

AWAY

1- 1

3- 7

2- 3

0- 1

0- 0

0- 0

NEUTRAL

0- 0

0- 1

0- 0

3- 7

0- 0

0- 1

NON-CONFERENCE

0- 0

3- 6

3- 3

2- 0

0- 0

0- 0

HOME

0- 0

2- 0

2- 0

1- 6

0- 0

0- 1

AWAY

0- 0

1- 5

1- 3

0- 1

0- 0

0- 0

NEUTRAL

0- 0

0- 1

0- 0

6- 11

0- 3

0- 1

CONFERENCE

3- 2

3- 5

1- 1

3- 5

0- 1

0- 0

HOME

2- 1

1- 3

0- 1

3- 6

0- 2

0- 1

AWAY

1- 1

2- 2

1- 0

0- 0

0- 0

0- 0

NEUTRAL

0- 0

0- 0

0- 0

RPI 1-25

RPI 26-50

RPI 51-100

RPI 101+

Team's RPI: 214

RPI	S	Opponent	Score
16	A	Buffalo	92 97
23	A	Central Mich.	82 95
23	H	Central Mich.	72 95

RPI	S	Opponent	Score
36	A	Ball St.	85 91
46	A	Minnesota	56 80

RPI	S	Opponent	Score
67	A	Toledo	69 80
67	H	Toledo	70 57
80	A	Miami (OH)	74 59
80	H	Miami (OH)	69 73
90	H	Ohio	73 58

RPI	S	Opponent	Score
114	A	Northern Ill.	83 76
114	H	Northern Ill.	75 84
116	A	Cleveland St.	65 77
122	A	Western Mich.	66 74
122	H	Western Mich.	69 67
134	A	Loyola Marymount	64 73
159	A	Kent St.	69 76
159	H	Kent St.	60 67
171	N	Denver	54 60
210	A	Bowling Green	54 52
220	H	Akron	65 77
248	A	St. Bonaventure	51 70
249	A	Illinois St.	56 65
319	A	Detroit Mercy	78 76
329	A	Ill. -Chicago	70 73
341	H	Longwood	73 44
344	H	Florida A&M	83 61

LAST 12 Division I GAMES:

122	A	Western Mich.	66 74	36	A	Ball St.	85 91
114	H	Northern Ill.	75 84	23	H	Central Mich.	72 95
67	A	Toledo	69 80	16	A	Buffalo	92 97
23	A	Central Mich.	82 95	80	H	Miami (OH)	69 73
90	H	Ohio	73 58	114	A	Northern Ill.	83 76
220	H	Akron	65 77	122	H	Western Mich.	69 67

Non-Div I Games: Rochester College 62 29

Eastern Mich.

Average RPI Win:	230	WON-LOST	WINNING	LAST 10	STRENGTH OF	OPP. STRENGTH	TEAM	ADJ.	CONF.	ADJ CONF.
Average RPI Loss:	103	RECORD	PCT. RANK	GAMES	SCHEDULE	OF SCHEDULE	RPI	RPI	RPI	RPI
DIV. I ONLY	15- 13	156	6- 4	153	144	142	142	19	19	
DIV. I NON-CONF.	4- 7	226	0- 0	50	132	152	152	13	13	

TOTALS	RPI 1-25	RPI 26-50	W-L RECORDS	RPI 51-100	RPI 101-999	RPI 201+				
15- 13	0- 1	0- 3	OVERALL	0- 2	15- 7	8- 1				
10- 3	0- 0	0- 1	HOME	0- 0	10- 2	4- 0				
4- 9	0- 1	0- 2	AWAY	0- 1	4- 5	4- 1				
1- 1	0- 0	0- 0	NEUTRAL	0- 1	1- 0	0- 0				
4- 7	0- 1	0- 1	NON-CONFERENCE	0- 2	4- 3	2- 0				
2- 2	0- 0	0- 0	HOME	0- 0	2- 2	1- 0				
1- 4	0- 1	0- 1	AWAY	0- 1	1- 1	1- 0				
1- 1	0- 0	0- 0	NEUTRAL	0- 1	1- 0	0- 0				
11- 6	0- 0	0- 2	CONFERENCE	0- 0	11- 4	6- 1				
8- 1	0- 0	0- 1	HOME	0- 0	8- 0	3- 0				
3- 5	0- 0	0- 1	AWAY	0- 0	3- 4	3- 1				
0- 0	0- 0	0- 0	NEUTRAL	0- 0	0- 0	0- 0				

RPI 1-25				RPI 26-50				RPI 51-100				RPI 101+ Team's RPI: 142			
RPI	S	Opponent	Score	RPI	S	Opponent	Score	RPI	S	Opponent	Score	RPI	S	Opponent	Score
8	A	Oregon	40 81	37	A	Northern Colo.	62 68	55	A	Purdue	40 65	130	A	Portland St.	60 75
				37	H	Northern Colo.	65 70	72	N	Saint Mary's (CA)	56 76	130	H	Portland St.	64 57
				40	A	Gonzaga	45 69					132	A	Fresno St.	56 81
												140	H	BYU	69 73
												141	H	Boise St.	57 61
												147	H	Cal Poly	75 72
												148	A	Idaho	71 85
												148	H	Idaho	71 64
												150	H	Idaho St.	66 64
												151	H	Weber St.	77 68
												164	N	UT Martin	61 58
												183	A	North Dakota	79 81
												183	H	North Dakota	74 70
												215	A	Montana St.	74 77
												240	A	Montana	75 72
												278	A	Sacramento St.	83 72
												278	H	Sacramento St.	83 76
												298	A	Air Force	65 63
												305	H	Northern Ariz.	82 62
												323	H	Utah Valley	61 41
												328	A	Southern Utah	70 49
												328	H	Southern Utah	58 41

LAST 12 Division I GAMES:															
328	A	Southern Utah	70 49	130	H	Portland St.	64 57	278	H	Sacramento St.	83 76	37	A	Northern Colo.	62 68
150	H	Idaho St.	66 64	278	H	Sacramento St.	83 76	183	A	North Dakota	79 81	328	H	Southern Utah	58 41
151	H	Weber St.	77 68	37	A	Northern Colo.	62 68	305	H	Northern Ariz.	82 62				
215	A	Montana St.	74 77												
240	A	Montana	75 72												
148	A	Idaho	71 85												

Non-Div I Games: Multnomah 88 42

Eastern Wash.

■ Loss,
 ■ Non-Conf,
 ■ S Site,
 ■ Home
 ■ Away
 N Neutral

Average RPI Win:	289	WON-LOST	WINNING	LAST 10	STRENGTH OF	OPP. STRENGTH	TEAM	ADJ.	CONF.	ADJ CONF.
Average RPI Loss:	216	RECORD	PCT. RANK	GAMES	SCHEDULE	OF SCHEDULE	RPI	RPI	RPI	RPI

DIV. I ONLY	1- 24	348	0- 10	315	301	349	349	23	23
DIV. I NON-CONF.	1- 8	313	0- 0	304	340	347	347	21	21

TOTALS	RPI 1-25	RPI 26-50	W-L RECORDS	RPI 51-100	RPI 101-999	RPI 201+			
1- 24	0- 0	0- 1	OVERALL	0- 4	1- 19	1- 15			
1- 10	0- 0	0- 0	HOME	0- 2	1- 8	1- 5			
0- 14	0- 0	0- 0	AWAY	0- 1	0- 3	0- 3			
0- 0	0- 0	0- 0	NEUTRAL	0- 0	0- 0	0- 0			
1- 8	0- 0	0- 1	NON-CONFERENCE	0- 1	1- 6	1- 5			
1- 1	0- 0	0- 0	HOME	0- 0	1- 1	1- 0			
0- 7	0- 0	0- 1	AWAY	0- 1	0- 5	0- 5			
0- 0	0- 0	0- 0	NEUTRAL	0- 0	0- 0	0- 0			
0- 16	0- 0	0- 0	CONFERENCE	0- 3	0- 13	0- 10			
0- 9	0- 0	0- 0	HOME	0- 2	0- 7	0- 5			
0- 7	0- 0	0- 0	AWAY	0- 1	0- 6	0- 5			
0- 0	0- 0	0- 0	NEUTRAL	0- 0	0- 0	0- 0			

RPI 1-25	RPI 26-50	RPI 51-100	RPI 101+	Team's RPI: 349
RPI S Opponent Score	RPI S Opponent Score	RPI S Opponent Score	RPI S Opponent Score	
	43 A Western Ky. 54 92	76 A Drake 66 107	139 A UNI 41 65	
		76 H Drake 50 101	139 H UNI 60 85	
		90 A Kentucky 62 100	156 H Southern Ill. 62 74	
		92 H Missouri St. 65 95	186 H Morehead St. 75 82	
			225 A Southeast Mo. St. 65 74	
			242 A Austin Peay 73 82	
			249 A Illinois St. 44 70	
			249 H Illinois St. 43 67	
			258 A Indiana St. 48 56	
			258 H Indiana St. 57 66	
			260 A Bradley 47 92	
			260 H Bradley 59 117	
			289 H Murray St. 89 81	
			294 A Valparaiso 59 101	
			294 H Valparaiso 54 67	
			304 A Loyola Chicago 63 82	
			304 H Loyola Chicago 47 60	
			317 A Alabama A&M 56 70	
			329 A Ill. -Chicago 77 96	
			346 A Eastern Ill. 52 79	
LAST 12 Division I GAMES:				
	294 H Valparaiso 54 67	258 H Indiana St. 57 66		
	304 H Loyola Chicago 47 60	304 A Loyola Chicago 63 82		
	249 A Illinois St. 44 70	294 A Valparaiso 59 101		
	260 A Bradley 47 92	260 H Bradley 59 117		
	139 H UNI 60 85	249 H Illinois St. 43 67		
	76 H Drake 50 101	76 A Drake 66 107		

Non-Div I Games: Oakland City 96 59 Westminster (MO) 79 53

Average RPI Win:	205	WON-LOST	WINNING	LAST 10	STRENGTH OF	OPP. STRENGTH	TEAM	ADJ.	CONF.	ADJ CONF.
Average RPI Loss:	105	RECORD	PCT. RANK	GAMES	SCHEDULE	OF SCHEDULE	RPI	RPI	RPI	RPI
DIV. I ONLY	24- 4	10	9- 1	187	177	52	52	24	24	
DIV. I NON-CONF.	11- 3	45	0- 0	72	44	27	27	22	22	

TOTALS	RPI 1-25	RPI 26-50	W-L RECORDS	RPI 51-100	RPI 101-999	RPI 201+				
24- 4	1- 1	1- 0	OVERALL	4- 2	18- 1	13- 1				
12- 0	0- 0	1- 0	HOME	3- 0	8- 0	6- 0				
10- 2	0- 0	0- 0	AWAY	1- 0	9- 0	7- 0				
2- 2	1- 1	0- 0	NEUTRAL	0- 1	1- 0	0- 0				
11- 3	1- 1	1- 0	NON-CONFERENCE	2- 2	7- 0	4- 0				
5- 0	0- 0	1- 0	HOME	2- 0	2- 0	1- 0				
4- 1	0- 0	0- 0	AWAY	0- 1	4- 0	3- 0				
2- 2	1- 1	0- 0	NEUTRAL	0- 1	1- 0	0- 0				
13- 1	0- 0	0- 0	CONFERENCE	2- 0	11- 1	9- 1				
7- 0	0- 0	0- 0	HOME	1- 0	6- 0	5- 0				
6- 1	0- 0	0- 0	AWAY	1- 0	5- 1	4- 1				
0- 0	0- 0	0- 0	NEUTRAL	0- 0	0- 0	0- 0				

F
G
C
UF
G
C
U

RPI 1-25				RPI 26-50				RPI 51-100 Team's RPI: 52				RPI 101+			
RPI	S	Opponent	Score	RPI	S	Opponent	Score	RPI	S	Opponent	Score	RPI	S	Opponent	Score
6	N	Ohio St.	62 104	34	H	South Dakota St.	87 78	56	H	Harvard	65 56	159	N	Kent St.	80 62
24	N	DePaul	89 84					66	N	Belmont	65 75	162	H	SIUE	66 49
								90	H	Kentucky	70 64	182	A	Stetson	74 60
								98	A	Chattanooga	61 68	182	H	Stetson	80 40
								100	A	Jacksonville	65 63	195	A	Siena	63 50
								100	H	Jacksonville	63 58	220	A	Akron	82 63
												224	H	Illinois	85 61
												239	A	Abilene Christian	94 55
												251	A	North Florida	73 75
												251	H	North Florida	67 52
												264	A	Lipscomb	68 54
												264	H	Lipscomb	88 52
												295	A	USC Upstate	88 44
												295	H	USC Upstate	93 60
												300	A	Kennesaw St.	78 57
												300	H	Kennesaw St.	78 51
												309	A	FIU	88 52
												342	A	NJIT	89 43
												342	H	NJIT	90 66
LAST 12 Division I GAMES:															
182	A	Stetson	74 60	100	A	Jacksonville	65 63	251	A	North Florida	73 75				
300	H	Kennesaw St.	78 51	251	A	North Florida	73 75	100	H	Jacksonville	63 58				
264	H	Lipscomb	88 52	100	H	Jacksonville	63 58	264	A	Lipscomb	68 54				
342	A	NJIT	89 43	264	A	Lipscomb	68 54	300	A	Kennesaw St.	78 57				
295	A	USC Upstate	88 44	295	H	USC Upstate	93 60								
251	H	North Florida	67 52												

Non-Div I Games: Southeastern (FL) 76 66 Ave Maria 99 35 Fla. Memorial 82 43

FGCU

Loss,
Non-Conf,
S Site,
H Home
A Away
N Neutral

Average RPI Win:	240	WON-LOST	WINNING	LAST 10	STRENGTH OF	OPP. STRENGTH	TEAM	ADJ.	CONF.	ADJ CONF.
Average RPI Loss:	177	RECORD	PCT. RANK	GAMES	SCHEDULE	OF SCHEDULE	RPI	RPI	RPI	RPI
DIV. I ONLY	7- 20	294	2- 8	195	221	309	309	18	18	
DIV. I NON-CONF.	3- 10	285	0- 0	246	254	321	321	20	20	

TOTALS	RPI 1-25	RPI 26-50	W-L RECORDS	RPI 51-100	RPI 101-999	RPI 201+				
7- 20	0- 1	0- 2	OVERALL	0- 2	7- 15	5- 9				
7- 10	0- 1	0- 0	HOME	0- 2	7- 7	5- 3				
0- 10	0- 0	0- 2	AWAY	0- 0	0- 8	0- 6				
0- 0	0- 0	0- 0	NEUTRAL	0- 0	0- 0	0- 0				
3- 10	0- 1	0- 1	NON-CONFERENCE	0- 1	3- 7	3- 4				
3- 6	0- 1	0- 0	HOME	0- 1	3- 4	3- 2				
0- 4	0- 0	0- 1	AWAY	0- 0	0- 3	0- 2				
0- 0	0- 0	0- 0	NEUTRAL	0- 0	0- 0	0- 0				
4- 10	0- 0	0- 1	CONFERENCE	0- 1	4- 8	2- 5				
4- 4	0- 0	0- 0	HOME	0- 1	4- 3	2- 1				
0- 6	0- 0	0- 1	AWAY	0- 0	0- 5	0- 4				
0- 0	0- 0	0- 0	NEUTRAL	0- 0	0- 0	0- 0				

RPI 1-25				RPI 26-50				RPI 51-100				RPI 101+ Team's RPI: 309			
RPI	S	Opponent	Score	RPI	S	Opponent	Score	RPI	S	Opponent	Score	RPI	S	Opponent	Score
13	H	South Fla.	52 82	43	A	Western Ky.	47 101	52	H	FGCU	52 88	103	H	Rice	68 58
				49	A	Miami (FL)	69 77	84	H	UAB	61 71	106	H	Middle Tenn.	59 63
												112	A	Georgetown	56 77
												126	H	Bethune-Cookman	59 77
												136	H	Louisiana Tech	57 54
												153	A	Charlotte	57 80
												160	H	Clemson	65 67
												194	H	UTEP	76 77
												221	H	North Texas	46 92
												229	A	Fla. Atlantic	63 67
												229	H	Fla. Atlantic	86 65
												265	A	Howard	62 69
												266	A	Morgan St.	51 62
												269	A	UTSA	66 69
												281	A	Old Dominion	60 68
												288	H	North Dakota St.	68 71
												291	H	Vermont	80 70
												298	H	Air Force	70 69
												302	A	Marshall	75 78
												302	H	Marshall	67 54
												317	H	Alabama A&M	51 58
												322	H	Charleston So.	77 70
LAST 12 Division I GAMES:															
229	A	Fla. Atlantic	63 67	281	A	Old Dominion	60 68								
229	H	Fla. Atlantic	86 65	302	A	Marshall	75 78								
269	A	UTSA	66 69	84	H	UAB	61 71								
106	H	Middle Tenn.	59 63	136	H	Louisiana Tech	57 54								
221	H	North Texas	46 92	103	H	Rice	68 58								
153	A	Charlotte	57 80	43	A	Western Ky.	47 101								

Non-Div I Games:

FIU

Average RPI Win:	287	WON-LOST	WINNING	LAST 10	STRENGTH OF	OPP. STRENGTH	TEAM	ADJ.	CONF.	ADJ CONF.
Average RPI Loss:	175	RECORD	PCT. RANK	GAMES	SCHEDULE	OF SCHEDULE	RPI	RPI	RPI	RPI
DIV. I ONLY	13- 16	207	6- 4	325	279	267	267	28	28	
DIV. I NON-CONF.	3- 8	268	0- 0	300	239	305	305	25	25	

TOTALS	RPI 1-25	RPI 26-50	W-L RECORDS	RPI 51-100	RPI 101-999	RPI 201+				
13- 16	0- 0	0- 3	OVERALL	0- 0	13- 13	11- 5				
8- 5	0- 0	0- 2	HOME	0- 0	8- 3	7- 1				
5- 10	0- 0	0- 1	AWAY	0- 0	5- 9	4- 4				
0- 1	0- 0	0- 0	NEUTRAL	0- 0	0- 1	0- 0				
3- 8	0- 0	0- 1	NON-CONFERENCE	0- 0	3- 7	2- 2				
2- 2	0- 0	0- 1	HOME	0- 0	2- 1	2- 0				
1- 5	0- 0	0- 0	AWAY	0- 0	1- 5	0- 2				
0- 1	0- 0	0- 0	NEUTRAL	0- 0	0- 1	0- 0				
10- 8	0- 0	0- 2	CONFERENCE	0- 0	10- 6	9- 3				
6- 3	0- 0	0- 1	HOME	0- 0	6- 2	5- 1				
4- 5	0- 0	0- 1	AWAY	0- 0	4- 4	4- 2				
0- 0	0- 0	0- 0	NEUTRAL	0- 0	0- 0	0- 0				

RPI	S	Opponent	Score	RPI	S	Opponent	Score	RPI	S	Opponent	Score	RPI	S	Opponent	Score
27	H	Villanova	44 73	41	A	Quinnipiac	45 77	41	H	Quinnipiac	39 58	125	A	Seton Hall	61 80
												135	A	Northeastern	43 63
												154	A	William & Mary	47 57
												173	A	Marist	63 71
												173	H	Marist	34 48
												184	N	New Hampshire	61 71
												195	A	Siena	40 51
												195	H	Siena	44 43
												199	H	Richmond	67 72
												200	A	Boston College	66 58
												202	A	Lehigh	53 56
												228	H	Niagara	59 53
												259	A	Manhattan	44 55
												259	H	Manhattan	55 52
												261	A	Rider	68 57
												261	H	Rider	45 61
												279	A	Canisius	56 52
												292	H	Mt. St. Mary's	76 65
												293	A	Monmouth	65 73
												293	H	Monmouth	61 55
												332	A	Rhode Island	47 62
												338	A	Iona	78 68
												338	H	Iona	59 39
												347	A	Saint Peter's	62 40
												347	H	Saint Peter's	62 41
												348	H	UMass Lowell	78 67

LAST 12 Division I GAMES:															
338	H	Iona	59 39	338	A	Iona	78 68	259	H	Manhattan	55 52	41	H	Quinnipiac	39 58
293	A	Monmouth	65 73	259	H	Manhattan	55 52	41	H	Quinnipiac	39 58	261	A	Rider	68 57
347	A	Saint Peter's	62 40	41	H	Quinnipiac	39 58	261	A	Rider	68 57	195	A	Siena	40 51
195	H	Siena	44 43	261	A	Rider	68 57	195	A	Siena	40 51	41	A	Quinnipiac	45 77
173	H	Marist	34 48	195	A	Siena	40 51	41	A	Quinnipiac	45 77				
259	A	Manhattan	44 55	41	A	Quinnipiac	45 77								

Non-Div I Games:

Fairfield

Average RPI		Win: 296	WON-LOST RECORD	WINNING PCT. RANK	LAST 10 GAMES	STRENGTH OF SCHEDULE	OPP. STRENGTH OF SCHEDULE	TEAM RPI	ADJ. RPI	CONF. RPI	ADJ. CONF. RPI
Loss: 205											
DIV. I ONLY		14- 13	166	4- 6	347	332	286	286	29	29	
DIV. I NON-CONF.		7- 3	74	0- 0	344	337	242	242	29	29	
TOTALS		RPI 1-25	RPI 26-50	W-L RECORDS		RPI 51-100	RPI 101-999	RPI 201+			
14- 13	0- 0		0- 1	OVERALL		0- 0	14- 12	13- 7			
8- 7	0- 0		0- 0	HOME		0- 0	8- 7	7- 4			
6- 6	0- 0		0- 1	AWAY		0- 0	6- 5	6- 3			
0- 0	0- 0		0- 0	NEUTRAL		0- 0	0- 0	0- 0			
7- 3	0- 0		0- 1	NON-CONFERENCE		0- 0	7- 2	6- 1			
5- 1	0- 0		0- 0	HOME		0- 0	5- 1	4- 0			
2- 2	0- 0		0- 1	AWAY		0- 0	2- 1	2- 1			
0- 0	0- 0		0- 0	NEUTRAL		0- 0	0- 0	0- 0			
7- 10	0- 0		0- 0	CONFERENCE		0- 0	7- 10	7- 6			
3- 6	0- 0		0- 0	HOME		0- 0	3- 6	3- 4			
4- 4	0- 0		0- 0	AWAY		0- 0	4- 4	4- 2			
0- 0	0- 0		0- 0	NEUTRAL		0- 0	0- 0	0- 0			

[illegible]

Non-Div I Games:	Rutgers-Newark	76	40
------------------	----------------	----	----

Fairleigh Dickinson

■ Loss, ■ Non-Conf, S Site, H Home A Away N Neutral

Average RPI Win:	259	WON-LOST	WINNING	LAST 10	STRENGTH OF	OPP. STRENGTH	TEAM	ADJ.	CONF.	ADJ CONF.
Average RPI Loss:	160	RECORD	PCT. RANK	GAMES	SCHEDULE	OF SCHEDULE	RPI	RPI	RPI	RPI
DIV. I ONLY	12- 13	191	4- 6	244	242	229	229	18	18	
DIV. I NON-CONF.	6- 5	153	0- 0	290	300	233	233	20	20	

TOTALS	RPI 1-25	RPI 26-50	W-L RECORDS	RPI 51-100	RPI 101-999	RPI 201+				
12- 13	0- 0	0- 1	OVERALL	0- 3	12- 9	10- 5				
9- 5	0- 0	0- 0	HOME	0- 1	9- 4	7- 2				
3- 7	0- 0	0- 1	AWAY	0- 2	3- 4	3- 2				
0- 1	0- 0	0- 0	NEUTRAL	0- 0	0- 1	0- 1				
6- 5	0- 0	0- 0	NON-CONFERENCE	0- 2	6- 3	6- 2				
4- 2	0- 0	0- 0	HOME	0- 1	4- 1	4- 1				
2- 2	0- 0	0- 0	AWAY	0- 1	2- 1	2- 0				
0- 1	0- 0	0- 0	NEUTRAL	0- 0	0- 1	0- 1				
6- 8	0- 0	0- 1	CONFERENCE	0- 1	6- 6	4- 3				
5- 3	0- 0	0- 0	HOME	0- 0	5- 3	3- 1				
1- 5	0- 0	0- 1	AWAY	0- 1	1- 3	1- 2				
0- 0	0- 0	0- 0	NEUTRAL	0- 0	0- 0	0- 0				

RPI	S	Opponent	Score	RPI	S	Opponent	Score	RPI	S	Opponent	Score	RPI	S	Opponent	Score
43	A	Western Ky.	63 82	53	H	Mercer	55 66	103	H	Rice	53 67	106	H	Middle Tenn.	65 69
				63	A	Nebraska	69 86	136	H	Louisiana Tech	86 72	149	A	Colorado	69 76
				84	A	UAB	57 90	194	A	UTEP	70 75	194	H	UTEP	72 66
								205	H	Southern Miss.	89 74	210	N	Bowling Green	55 66
								221	H	North Texas	51 65	251	H	North Florida	83 75
								253	H	St. Francis Brooklyn	80 60	258	A	Indiana St.	66 58
								263	H	Grand Canyon	73 77	269	A	UTSA	99 65
								281	A	Old Dominion	54 59	284	H	UMKC	65 55
								302	H	Marshall	79 59	307	A	Georgia St.	82 50
								309	A	FIU	65 86	309	H	FIU	67 63
								334	H	Delaware St.	90 67				
LAST 12 Division I GAMES:															
309	H	FIU	67 63	43	A	Western Ky.	63 82								
205	H	Southern Miss.	89 74	84	A	UAB	57 90								
309	A	FIU	65 86	269	A	UTSA	99 65								
281	A	Old Dominion	54 59	136	H	Louisiana Tech	86 72								
221	H	North Texas	51 65	194	A	UTEP	70 75								
106	H	Middle Tenn.	65 69	103	H	Rice	53 67								

Non-Div I Games:

Fla. Atlantic

Average RPI Win:	200	WON-LOST	WINNING	LAST 10	STRENGTH OF	OPP. STRENGTH	TEAM	ADJ.	CONF.	ADJ CONF.
Average RPI Loss:	65	RECORD	PCT. RANK	GAMES	SCHEDULE	OF SCHEDULE	RPI	RPI	RPI	RPI
DIV. I ONLY	11- 19	246	1- 9	51	51	166	166	2	2	
DIV. I NON-CONF.	8- 5	111	0- 0	198	146	179	179	2	2	

TOTALS	RPI 1-25	RPI 26-50	W-L RECORDS	RPI 51-100	RPI 101-999	RPI 201+				
11- 19	0- 8	1- 3	OVERALL	1- 4	9- 4	4- 1				
7- 10	0- 4	0- 2	HOME	1- 3	6- 1	3- 1				
2- 7	0- 4	1- 1	AWAY	0- 1	1- 1	0- 0				
2- 2	0- 0	0- 0	NEUTRAL	0- 0	2- 2	1- 0				
8- 5	0- 2	1- 0	NON-CONFERENCE	1- 1	6- 2	4- 1				
5- 4	0- 2	0- 0	HOME	1- 1	4- 1	3- 1				
1- 0	0- 0	1- 0	AWAY	0- 0	0- 0	0- 0				
2- 1	0- 0	0- 0	NEUTRAL	0- 0	2- 1	1- 0				
3- 14	0- 6	0- 3	CONFERENCE	0- 3	3- 2	0- 0				
2- 6	0- 2	0- 2	HOME	0- 2	2- 0	0- 0				
1- 7	0- 4	0- 1	AWAY	0- 1	1- 1	0- 0				
0- 1	0- 0	0- 0	NEUTRAL	0- 0	0- 1	0- 0				

RPI	S	Opponent	Score	RPI	S	Opponent	Score	RPI	S	Opponent	Score	RPI	S	Opponent	Score	Team's RPI: 166
3	A	Mississippi St.	53 90	26	H	LSU	59 66	85	H	Alabama	54 63	138	A	Arkansas	65 51	
3	H	Mississippi St.	50 98	28	A	Georgia	43 63	90	H	Kentucky	53 56	144	H	Vanderbilt	88 71	
6	H	Ohio St.	77 103	28	H	Georgia	57 66	96	A	Auburn	55 84	146	H	Saint Joseph's	71 51	
7	H	Florida St.	54 84	30	A	Oklahoma	80 61	98	H	Chattanooga	60 65	157	A	Ole Miss	75 78	
9	H	Tennessee	42 70					100	H	Jacksonville	69 59	157	H	Ole Miss	61 60	
17	A	South Carolina	57 64									157	N	Ole Miss	43 48	
18	A	Missouri	64 66									182	N	Stetson	71 85	
19	A	Texas A&M	80 85									199	N	Richmond	87 80	
												212	H	Arkansas St.	69 70	
												302	H	Marshall	74 69	
												307	H	Georgia St.	82 66	
												334	H	Delaware St.	85 51	
												343	N	Savannah St.	90 40	

LAST 12 Division I GAMES:																
157	N	Ole Miss	43 48	3	H	Mississippi St.	50 98	18	A	Missouri	64 66	28	H	Georgia	57 66	
28	A	Georgia	43 63	18	A	Missouri	64 66	28	H	Georgia	57 66	3	A	Mississippi St.	53 90	
9	H	Tennessee	42 70	28	H	Georgia	57 66	3	A	Mississippi St.	53 90	157	H	Ole Miss	61 60	
144	H	Vanderbilt	88 71	3	A	Mississippi St.	53 90	157	H	Ole Miss	61 60	138	A	Arkansas	65 51	
19	A	Texas A&M	80 85	157	H	Ole Miss	61 60									
17	A	South Carolina	57 64	138	A	Arkansas	65 51									

Non-Div I Games:

Florida

Average RPI Win:	313	WON-LOST	WINNING	LAST 10	STRENGTH OF	OPP. STRENGTH	TEAM	ADJ.	CONF.	ADJ CONF.
Average RPI Loss:	225	RECORD	PCT. RANK	GAMES	SCHEDULE	OF SCHEDULE	RPI	RPI	RPI	RPI
DIV. I ONLY	5- 22	323	2- 8	340	308	344	344	30	30	
DIV. I NON-CONF.	1- 11	331	0- 0	326	199	344	344	30	30	

TOTALS	RPI 1-25	RPI 26-50	W-L RECORDS	RPI 51-100	RPI 101-999	RPI 201+				
5- 22	0- 0	0- 0	OVERALL	0- 3	5- 19	5- 15				
3- 6	0- 0	0- 0	HOME	0- 0	3- 6	3- 5				
2- 15	0- 0	0- 0	AWAY	0- 3	2- 12	2- 9				
0- 1	0- 0	0- 0	NEUTRAL	0- 0	0- 1	0- 1				
1- 11	0- 0	0- 0	NON-CONFERENCE	0- 3	1- 8	1- 8				
0- 2	0- 0	0- 0	HOME	0- 0	0- 2	0- 2				
1- 8	0- 0	0- 0	AWAY	0- 3	1- 5	1- 5				
0- 1	0- 0	0- 0	NEUTRAL	0- 0	0- 1	0- 1				
4- 11	0- 0	0- 0	CONFERENCE	0- 0	4- 11	4- 7				
3- 4	0- 0	0- 0	HOME	0- 0	3- 4	3- 3				
1- 7	0- 0	0- 0	AWAY	0- 0	1- 7	1- 4				
0- 0	0- 0	0- 0	NEUTRAL	0- 0	0- 0	0- 0				

RPI 1-25				RPI 26-50				RPI 51-100				RPI 101+ Team's RPI: 344			
RPI	S	Opponent	Score	RPI	S	Opponent	Score	RPI	S	Opponent	Score	RPI	S	Opponent	Score
								80	A	Miami (OH)	33 73	126	A	Bethune-Cookman	42 44
								85	A	Alabama	55 91	172	H	N. C. A&T	52 73
								93	A	Kansas St.	57 81	192	A	Norfolk St.	49 70
												198	A	Hampton	65 66
												214	A	Eastern Mich.	61 83
												216	A	Xavier	52 70
												236	N	A&M-Corpus Christi	55 58
												238	A	Omaha	73 78
												241	A	Texas Tech	63 82
												251	H	North Florida	68 77
												257	H	Sacred Heart	68 73
												265	A	Howard	65 76
												265	H	Howard	74 59
												266	A	Morgan St.	56 61
												266	H	Morgan St.	44 59
												274	A	UMES	70 87
												311	A	UTRGV	38 51
												314	A	Coppin St.	56 62
												316	A	Western Caro.	80 63
												318	H	N. C. Central	84 81
												321	H	South Carolina St.	49 82
												334	A	Delaware St.	73 65
												334	H	Delaware St.	59 54
												343	H	Savannah St.	47 65

LAST 12 Division I GAMES:															
				321	H	South Carolina St.	49 82	265	A	Howard	65 76				
				172	H	N. C. A&T	52 73	343	H	Savannah St.	47 65				
				334	A	Delaware St.	73 65	192	A	Norfolk St.	49 70				
				266	H	Morgan St.	44 59	198	A	Hampton	65 66				
				318	H	N. C. Central	84 81	334	H	Delaware St.	59 54				
				274	A	UMES	70 87	126	A	Bethune-Cookman	42 44				

Non-Div I Games: Lynn 74 37

Florida A&M

Average RPI Win:	121	WON-LOST	WINNING	LAST 10	STRENGTH OF	OPP. STRENGTH	TEAM	ADJ.	CONF.	ADJ CONF.
Average RPI Loss:	15	RECORD	PCT. RANK	GAMES	SCHEDULE	OF SCHEDULE	RPI	RPI	RPI	RPI
DIV. I ONLY	24- 5	14	7- 3	13	27	7	7	1	1	
DIV. I NON-CONF.	12- 1	6	0- 0	30	95	5	5	1	1	

TOTALS	RPI 1-25	RPI 26-50	W-L RECORDS	RPI 51-100	RPI 101-999	RPI 201+				
24- 5	2- 4	4- 1	OVERALL	5- 0	13- 0	3- 0				
13- 1	0- 1	2- 0	HOME	4- 0	7- 0	2- 0				
11- 4	2- 3	2- 1	AWAY	1- 0	6- 0	1- 0				
0- 0	0- 0	0- 0	NEUTRAL	0- 0	0- 0	0- 0				
12- 1	1- 1	1- 0	NON-CONFERENCE	3- 0	7- 0	3- 0				
6- 0	0- 0	0- 0	HOME	2- 0	4- 0	2- 0				
6- 1	1- 1	1- 0	AWAY	1- 0	3- 0	1- 0				
0- 0	0- 0	0- 0	NEUTRAL	0- 0	0- 0	0- 0				
12- 4	1- 3	3- 1	CONFERENCE	2- 0	6- 0	0- 0				
7- 1	0- 1	2- 0	HOME	2- 0	3- 0	0- 0				
5- 3	1- 2	1- 1	AWAY	0- 0	3- 0	0- 0				
0- 0	0- 0	0- 0	NEUTRAL	0- 0	0- 0	0- 0				

RPI	S	Opponent	Score	RPI	S	Opponent	Score	RPI	S	Opponent	Score	RPI	S	Opponent	Score
1	H	Notre Dame	69 100	29	A	Syracuse	69 76	57	H	Arizona St.	77 66	104	A	Wake Forest	81 79
5	A	Louisville	50 49	35	H	Virginia	77 62	62	H	Georgia Tech	64 61	111	H	North Carolina	103 65
11	A	Texas	72 87	49	A	Miami (FL)	91 71	64	A	James Madison	79 63	160	A	Clemson	69 47
12	A	Duke	66 79	49	H	Miami (FL)	105 67	74	H	Virginia Tech	107 62	160	H	Clemson	91 43
15	A	Iowa	94 93	50	A	Creighton	92 82	100	H	Jacksonville	82 50	166	A	Florida	84 54
21	A	NC State	56 65									170	H	Samford	87 62

LAST 12 Division I GAMES:															
62	H	Georgia Tech	64 61	175	A	Pittsburgh	66 59								
200	H	Boston College	67 39	21	A	NC State	56 65								
12	A	Duke	66 79	1	H	Notre Dame	69 100								
160	H	Clemson	91 43	5	A	Louisville	50 49								
49	A	Miami (FL)	91 71	104	A	Wake Forest	81 79								
35	H	Virginia	77 62	74	H	Virginia Tech	107 62								

Non-Div I Games:

Florida St.

Average RPI Win: 190	WON-LOST RECORD	WINNING PCT. RANK	LAST 10 GAMES	STRENGTH OF SCHEDULE	OPP. STRENGTH OF SCHEDULE	TEAM RPI	ADJ. RPI	CONF. RPI	ADJ. CONF. RPI
Average RPI Loss: 88									
DIV. I ONLY	22- 8	54	7- 3	151	107	79	79	13	13
DIV. I NON-CONF.	9- 4	82	0- 0	120	63	68	68	10	10

TOTALS	RPI 1-25	RPI 26-50	W-L RECORDS	RPI 51-100	RPI 101-999	RPI 201+			
22- 8	0- 1	1- 2	OVERALL	4- 2	17- 3	9- 0			
14- 3	0- 1	1- 1	HOME	2- 0	11- 1	6- 0			
8- 5	0- 0	0- 1	AWAY	2- 2	6- 2	3- 0			
0- 0	0- 0	0- 0	NEUTRAL	0- 0	0- 0	0- 0			
9- 4	0- 1	1- 0	NON-CONFERENCE	3- 2	5- 1	3- 0			
7- 1	0- 1	1- 0	HOME	2- 0	4- 0	2- 0			
2- 3	0- 0	0- 0	AWAY	1- 2	1- 1	1- 0			
0- 0	0- 0	0- 0	NEUTRAL	0- 0	0- 0	0- 0			
13- 4	0- 0	0- 2	CONFERENCE	1- 0	12- 2	6- 0			
7- 2	0- 0	0- 1	HOME	0- 0	7- 1	4- 0			
6- 2	0- 0	0- 1	AWAY	1- 0	5- 1	2- 0			
0- 0	0- 0	0- 0	NEUTRAL	0- 0	0- 0	0- 0			

RPI S Opponent Score	RPI S Opponent Score	RPI S Opponent Score	RPI S Opponent Score
10 UCLA 30 67	31 Dayton 54 79	58 UC Davis 70 62	101 George Washington 61 50
	31 Dayton 62 63	69 St. John's (NY) 67 64	105 George Mason 67 62
	37 Northern Colo. 48 33	71 Duquesne 51 43	124 Saint Louis 85 91
		77 Albany (NY) 52 59	124 Saint Louis 66 63
		86 Penn St. 60 65	145 Hartford 69 44
		88 Bucknell 71 62	146 Saint Joseph's 50 52
			175 Pittsburgh 58 55
			185 Davidson 58 45
			185 Davidson 66 58
			199 Richmond 43 38
			200 Boston College 52 55
			243 La Salle 66 45
			248 St. Bonaventure 72 48
			259 Manhattan 54 48
			276 Massachusetts 62 51
			285 VCU 64 54
			324 UMBC 55 46
			332 Rhode Island 75 53
			332 Rhode Island 76 64
			338 Iona 78 48
LAST 12 Division I GAMES:			
332 Rhode Island 75 53	332 Rhode Island 76 64		
146 Saint Joseph's 50 52	124 Saint Louis 85 91		
71 Duquesne 51 43	105 George Mason 67 62		
31 Dayton 54 79	248 St. Bonaventure 72 48		
243 La Salle 66 45	199 Richmond 43 38		
185 Davidson 58 45	31 Dayton 62 63		

Non-Div I Games:

Fordham

Average RPI Win:	296	WON-LOST	WINNING	LAST 10	STRENGTH OF	OPP. STRENGTH	TEAM	ADJ.	CONF.	ADJ CONF.
Average RPI Loss:	163	RECORD	PCT. RANK	GAMES	SCHEDULE	OF SCHEDULE	RPI	RPI	RPI	RPI
DIV. I ONLY	3- 21	331	0- 10	172	218	327	327	12	12	
DIV. I NON-CONF.	2- 8	290	0- 0	295	313	334	334	16	16	

TOTALS	RPI 1-25	RPI 26-50	W-L RECORDS	RPI 51-100	RPI 101-999	RPI 201+				
3- 21	0- 0	0- 3	OVERALL	0- 5	3- 13	3- 8				
3- 8	0- 0	0- 1	HOME	0- 2	3- 5	3- 2				
0- 13	0- 0	0- 2	AWAY	0- 3	0- 8	0- 6				
0- 0	0- 0	0- 0	NEUTRAL	0- 0	0- 0	0- 0				
2- 8	0- 0	0- 1	NON-CONFERENCE	0- 1	2- 6	2- 5				
2- 2	0- 0	0- 0	HOME	0- 0	2- 2	2- 1				
0- 6	0- 0	0- 1	AWAY	0- 1	0- 4	0- 4				
0- 0	0- 0	0- 0	NEUTRAL	0- 0	0- 0	0- 0				
1- 13	0- 0	0- 2	CONFERENCE	0- 4	1- 7	1- 3				
1- 6	0- 0	0- 1	HOME	0- 2	1- 3	1- 1				
0- 7	0- 0	0- 1	AWAY	0- 2	0- 4	0- 2				
0- 0	0- 0	0- 0	NEUTRAL	0- 0	0- 0	0- 0				

RPI 1-25				RPI 26-50				RPI 51-100				RPI 101+ Team's RPI: 327			
RPI	S	Opponent	Score	RPI	S	Opponent	Score	RPI	S	Opponent	Score	RPI	S	Opponent	Score
				34	A	South Dakota St.	49 105	59	A	South Dakota	43 85	119	H	Milwaukee	48 60
				34	H	South Dakota St.	55 77	59	H	South Dakota	60 79	171	A	Denver	65 86
				38	A	Michigan	45 77	66	A	Belmont	42 74	171	H	Denver	55 73
								99	A	Western Ill.	44 91	179	A	Oral Roberts	45 66
								99	H	Western Ill.	64 100	179	H	Oral Roberts	48 73
												216	A	Xavier	50 62
												224	A	Illinois	50 64
												235	A	Coastal Caro.	58 67
												238	A	Omaha	61 77
												238	H	Omaha	76 65
												288	A	North Dakota St.	56 72
												288	H	North Dakota St.	52 66
												294	A	Valparaiso	50 68
												304	H	Loyola Chicago	79 70
												329	H	Ill.-Chicago	51 67
												346	H	Eastern Ill.	93 77
LAST 12 Division I GAMES:															
				34	H	South Dakota St.	55 77	34	A	South Dakota St.	49 105				
				288	H	North Dakota St.	52 66	288	A	North Dakota St.	56 72				
				238	A	Omaha	61 77	99	A	Western Ill.	44 91				
				59	H	South Dakota	60 79	59	A	South Dakota	43 85				
				171	A	Denver	65 86	238	H	Omaha	76 65				
				179	A	Oral Roberts	45 66	171	H	Denver	55 73				

Non-Div I Games: Quincy 73 72 Maryville (MO) 70 76 Findlay 55 75

Fort Wayne

Average RPI Win:	201	WON-LOST	WINNING	LAST 10	STRENGTH OF	OPP. STRENGTH	TEAM	ADJ.	CONF.	ADJ CONF.
Average RPI Loss:	155	RECORD	PCT. RANK	GAMES	SCHEDULE	OF SCHEDULE	RPI	RPI	RPI	RPI
DIV. I ONLY	16- 12	133	7- 3	168	155	132	132	16	16	
DIV. I NON-CONF.	5- 6	187	0- 0	134	250	187	187	15	15	

TOTALS	RPI 1-25	RPI 26-50	W-L RECORDS	RPI 51-100	RPI 101-999	RPI 201+				
16- 12	0- 0	0- 0	OVERALL	2- 4	14- 8	8- 4				
11- 3	0- 0	0- 0	HOME	1- 2	10- 1	6- 1				
5- 9	0- 0	0- 0	AWAY	1- 2	4- 7	2- 3				
0- 0	0- 0	0- 0	NEUTRAL	0- 0	0- 0	0- 0				
5- 6	0- 0	0- 0	NON-CONFERENCE	0- 1	5- 5	1- 2				
4- 2	0- 0	0- 0	HOME	0- 1	4- 1	1- 1				
1- 4	0- 0	0- 0	AWAY	0- 0	1- 4	0- 1				
0- 0	0- 0	0- 0	NEUTRAL	0- 0	0- 0	0- 0				
11- 6	0- 0	0- 0	CONFERENCE	2- 3	9- 3	7- 2				
7- 1	0- 0	0- 0	HOME	1- 1	6- 0	5- 0				
4- 5	0- 0	0- 0	AWAY	1- 2	3- 3	2- 2				
0- 0	0- 0	0- 0	NEUTRAL	0- 0	0- 0	0- 0				

RPI 1-25				RPI 26-50				RPI 51-100				RPI 101+				Team's RPI: 132
RPI	S	Opponent	Score	RPI	S	Opponent	Score	RPI	S	Opponent	Score	RPI	S	Opponent	Score	
								57	H	Arizona St.	49	81	120	A	Colorado St.	75 64
								73	A	Wyomi ng	57	74	120	H	Colorado St.	56 45
								73	H	Wyomi ng	60	47	131	A	San Francisco	62 70
								83	A	UNLV	74	72	141	A	Boise St.	66 75
								83	H	UNLV	58	73	142	H	Eastern Wash.	81 56
								87	A	New Mexi co	75	88	143	A	Texas St.	59 76
													151	H	Weber St.	81 78
													168	A	UT Arling ton	54 67
													190	H	Paci fic	81 70
													191	A	UC Santa Barbara	64 57
													208	A	Nevada	73 90
													208	H	Nevada	68 55
													213	A	CSUN	72 85
													240	H	Montana	61 58
													247	H	UC Ri versi de	56 68
													268	A	San Diego St.	66 60
													268	H	San Diego St.	64 53
													270	H	San Jose St.	81 71
													298	A	Air Force	64 58
													298	H	Air Force	64 48
													303	A	Utah St.	52 60
													303	H	Utah St.	57 56
LAST 12 Division I GAMES:																
								73	A	Wyomi ng	57	74	208	H	Nevada	68 55
								83	H	UNLV	58	73	298	H	Air Force	64 48
								120	A	Colorado St.	75	64	303	A	Utah St.	52 60
								270	H	San Jose St.	81	71	83	A	UNLV	74 72
								268	A	San Diego St.	66	60	268	H	San Diego St.	64 53
								73	H	Wyomi ng	60	47	87	A	New Mexico	75 88

Non-Div I Games:

Fresno St.

Average RPI Win: 225
Average RPI Loss: 154

WON-LOST
RECORD

WINNING
PCT. RANK

LAST 10
GAMES

STRENGTH OF
SCHEDULE

OPP. STRENGTH
OF SCHEDULE

TEAM
RPI

ADJ.
RPI

CONF.
RPI

ADJ CONF.
RPI

DIV. I ONLY	14- 12	151	5- 4	257	149	177	177	17	17
DIV. I NON-CONF.	7- 5	132	0- 0	294	176	167	167	17	17

TOTALS	RPI 1-25	RPI 26-50	W-L RECORDS	RPI 51-100	RPI 101-999	RPI 201+			
14- 12	0- 0	0- 1	OVERALL	3- 2	11- 9	9- 5			
9- 2	0- 0	0- 0	HOME	1- 1	8- 1	6- 0			
4- 9	0- 0	0- 0	AWAY	1- 0	3- 3	3- 2			
1- 1	0- 0	0- 0	NEUTRAL	1- 0	0- 1	0- 1			
7- 5	0- 0	0- 1	NON-CONFERENCE	1- 0	6- 4	5- 3			
4- 0	0- 0	0- 0	HOME	0- 0	4- 0	3- 0			
2- 4	0- 0	0- 1	AWAY	0- 0	2- 3	2- 2			
1- 1	0- 0	0- 0	NEUTRAL	1- 0	0- 1	0- 1			
7- 7	0- 0	0- 0	CONFERENCE	2- 2	5- 5	4- 2			
5- 2	0- 0	0- 0	HOME	1- 1	4- 1	3- 0			
2- 5	0- 0	0- 0	AWAY	1- 1	1- 4	1- 2			
0- 0	0- 0	0- 0	NEUTRAL	0- 0	0- 0	0- 0			

RPI S Opponent	Score	RPI S Opponent	Score	RPI S Opponent	Score	RPI S Opponent	Score	Team's RPI: 177
		28 A Georgia	44 79	53 A Mercer	53 65	111 A North Carolina	56 84	
				53 H Mercer	64 86	113 A ETSU	46 56	
				90 N Ohio	70 68	113 H ETSU	57 69	
				98 A Chattanooga	50 45	170 A Samford	58 62	
				98 H Chattanooga	58 57	170 H Samford	45 41	
						185 H Davidson	65 62	
						216 N Xavier	62 75	
						218 A Gardner-Webb	57 71	
						226 A UNCG	74 76	
						226 H UNCG	55 54	
						232 A UNC Asheville	71 63	
						245 A Presbyterian	75 76	
						256 H UNCW	76 71	
						272 H Col. of Charleston	72 58	
						295 A USC Upstate	80 59	
						299 A Wofford	48 79	
						299 H Wofford	63 57	
						300 H Kennesaw St.	78 59	
						316 A Western Caro.	68 59	
						316 H Western Caro.	66 46	
LAST 12 Division I GAMES:								
299 H Wofford	63 57	53 A Mercer	53 65					
113 A ETSU	46 56	299 A Wofford	48 79					
98 A Chattanooga	50 45	98 H Chattanooga	58 57					
316 H Western Caro.	66 46	113 H ETSU	57 69					
226 H UNCG	55 54	226 A UNCG	74 76					
170 A Samford	58 62	316 A Western Caro.	68 59					

Non-Div I Games:

Pfeiffer

102 51

Bob Jones

93 46

Converse

80 41

Furman

Average RPI Win:	275	WON-LOST	WINNING	LAST 10	STRENGTH OF	OPP. STRENGTH	TEAM	ADJ.	CONF.	ADJ CONF.
Average RPI Loss:	179	RECORD	PCT. RANK	GAMES	SCHEDULE	OF SCHEDULE	RPI	RPI	RPI	RPI
DIV. I ONLY	3- 22	333	2- 8	170	293	326	326	22	22	
DIV. I NON-CONF.	1- 8	313	0- 0	128	328	291	291	23	23	

TOTALS	RPI 1-25	RPI 26-50	W-L RECORDS	RPI 51-100	RPI 101-999	RPI 201+				
3- 22	0- 0	0- 1	OVERALL	0- 3	3- 18	2- 8				
2- 10	0- 0	0- 0	HOME	0- 2	2- 8	1- 4				
1- 12	0- 0	0- 1	AWAY	0- 1	1- 10	1- 4				
0- 0	0- 0	0- 0	NEUTRAL	0- 0	0- 0	0- 0				
1- 8	0- 0	0- 1	NON-CONFERENCE	0- 3	1- 4	1- 2				
0- 5	0- 0	0- 0	HOME	0- 2	0- 3	0- 2				
1- 3	0- 0	0- 1	AWAY	0- 1	1- 1	1- 0				
0- 0	0- 0	0- 0	NEUTRAL	0- 0	0- 0	0- 0				
2- 14	0- 0	0- 0	CONFERENCE	0- 0	2- 14	1- 6				
2- 5	0- 0	0- 0	HOME	0- 0	2- 5	1- 2				
0- 9	0- 0	0- 0	AWAY	0- 0	0- 9	0- 4				
0- 0	0- 0	0- 0	NEUTRAL	0- 0	0- 0	0- 0				

RPI 1-25				RPI 26-50				RPI 51-100				RPI 101+				Team's RPI: 326
RPI	S	Opponent	Score	RPI	S	Opponent	Score	RPI	S	Opponent	Score	RPI	S	Opponent	Score	
				44	A	UCF	38 62					102	A	Little Rock	52 92	
								53	A	Mercer	45 72	102	H	Little Rock	34 64	
								82	H	IUPUI	52 72	143	A	Texas St.	51 60	
								85	H	Alabama	36 84	143	H	Texas St.	56 81	
												158	H	Louisiana	48 58	
												163	A	South Ala.	52 79	
												167	A	Troy	47 88	
												168	A	UT Arlington	49 70	
												168	H	UT Arlington	73 68	
												172	A	N. C. A&T	49 60	
												178	H	Stony Brook	49 68	
												212	A	Arkansas St.	48 69	
												212	H	Arkansas St.	62 71	
												235	A	Coastal Caro.	51 54	
												271	A	Appalachian St.	56 87	
												300	H	Kennesaw St.	58 60	
												307	A	Georgia St.	56 71	
												307	H	Georgia St.	58 66	
												321	A	South Carolina St.	61 58	
												337	H	La. -Monroe	75 45	
												343	H	Savannah St.	67 71	
LAST 12 Division I GAMES:																
				143	A	Texas St.	51 60					102	A	Little Rock	52 92	
				168	A	UT Arlington	49 70					168	H	UT Arlington	73 68	
				307	H	Georgia St.	58 66					143	H	Texas St.	56 81	
				158	H	Louisiana	48 58					307	A	Georgia St.	56 71	
				337	H	La. -Monroe	75 45					271	A	Appalachian St.	56 87	
				212	A	Arkansas St.	48 69					235	A	Coastal Caro.	51 54	

Non-Div I Games: Coastal Ga. 68 63 Thomas (GA) 79 51

Ga. Southern

Average RPI Win:	273	WON-LOST	WINNING	LAST 10	STRENGTH OF	OPP. STRENGTH	TEAM	ADJ.	CONF.	ADJ CONF.
Average RPI Loss:	170	RECORD	PCT. RANK	GAMES	SCHEDULE	OF SCHEDULE	RPI	RPI	RPI	RPI
DIV. I ONLY	15- 11	130	5- 5	317	302	218	218	26	26	
DIV. I NON-CONF.	7- 2	51	0- 0	296	237	122	122	28	28	

TOTALS	RPI 1-25	RPI 26-50	W-L RECORDS	RPI 51-100	RPI 101-999	RPI 201+				
15- 11	0- 0	0- 1	OVERALL	0- 3	15- 7	10- 5				
9- 5	0- 0	0- 1	HOME	0- 1	9- 3	6- 3				
6- 6	0- 0	0- 0	AWAY	0- 0	6- 3	4- 1				
0- 0	0- 0	0- 0	NEUTRAL	0- 0	0- 0	0- 0				
7- 2	0- 0	0- 1	NON-CONFERENCE	0- 1	7- 0	4- 0				
4- 1	0- 0	0- 1	HOME	0- 0	4- 0	3- 0				
3- 1	0- 0	0- 0	AWAY	0- 1	3- 0	1- 0				
0- 0	0- 0	0- 0	NEUTRAL	0- 0	0- 0	0- 0				
8- 9	0- 0	0- 0	CONFERENCE	0- 2	8- 7	6- 5				
5- 4	0- 0	0- 0	HOME	0- 1	5- 3	3- 3				
3- 5	0- 0	0- 0	AWAY	0- 1	3- 4	3- 2				
0- 0	0- 0	0- 0	NEUTRAL	0- 0	0- 0	0- 0				

RPI 1-25				RPI 26-50				RPI 51-100				RPI 101+				Team's RPI: 218
RPI	S	Opponent	Score	RPI	S	Opponent	Score	RPI	S	Opponent	Score	RPI	S	Opponent	Score	
				44	H	UCF	30 65	89	A	Liberty	41 59	137	A	Radford	46 66	
								89	H	Liberty	60 85	137	H	Radford	69 53	
								90	A	Kentucky	34 72	177	H	Furman	71 57	
												185	A	Davi dson	70 65	
												186	A	Morehead St.	68 60	
												196	A	High Point	80 83	
												196	H	High Point	54 47	
												232	H	UNC Asheville	60 61	
												245	A	Presbyteri an	69 72	
												245	H	Presbyteri an	50 60	
												254	A	Campbel l	55 63	
												254	H	Campbel l	44 73	
												292	A	Mt. St. Mary's	75 67	
												295	H	USC Upstate	60 39	
												299	H	Wofford	73 55	
												316	H	Western Caro.	70 67	
												322	A	Charleston So.	75 59	
												322	H	Charleston So.	68 52	
												340	A	Winthrop	66 59	
												340	H	Winthrop	68 55	
												341	A	Longwood	61 54	
												341	H	Longwood	52 41	

LAST 12 Division I GAMES:																
				254	A	Campbel l	55 63	89	A	Liberty	41 59					
				196	H	High Point	54 47	137	A	Radford	46 66					
				245	H	Presbyteri an	50 60	232	H	UNC Asheville	60 61					
				322	A	Charleston So.	75 59	340	A	Winthrop	66 59					
				341	H	Longwood	52 41	254	H	Campbel l	44 73					
				340	H	Winthrop	68 55	322	H	Charleston So.	68 52					

Non-Div I Games: Montreat 83 26 Pfeiffer 72 53 Converse 82 59

Gardner-Webb

Average RPI Win:	236	WON-LOST	WINNING	LAST 10	STRENGTH OF	OPP. STRENGTH	TEAM	ADJ.	CONF.	ADJ CONF.
Average RPI Loss:	80	RECORD	PCT. RANK	GAMES	SCHEDULE	OF SCHEDULE	RPI	RPI	RPI	RPI
DIV. I ONLY	23- 8	50	7- 3	270	138	105	105	13	13	
DIV. I NON-CONF.	11- 3	45	0- 0	272	238	92	92	10	10	

TOTALS	RPI 1-25	RPI 26-50	W-L RECORDS	RPI 51-100	RPI 101-999	RPI 201+				
23- 8	0- 0	0- 2	OVERALL	2- 3	21- 3	17- 0				
16- 2	0- 0	0- 0	HOME	1- 1	15- 1	12- 0				
6- 6	0- 0	0- 0	AWAY	0- 0	6- 2	5- 0				
1- 0	0- 0	0- 0	NEUTRAL	1- 0	0- 0	0- 0				
11- 3	0- 0	0- 1	NON-CONFERENCE	2- 1	9- 1	9- 0				
9- 0	0- 0	0- 0	HOME	1- 0	8- 0	8- 0				
1- 3	0- 0	0- 1	AWAY	0- 1	1- 1	1- 0				
1- 0	0- 0	0- 0	NEUTRAL	1- 0	0- 0	0- 0				
12- 5	0- 0	0- 1	CONFERENCE	0- 2	12- 2	8- 0				
7- 2	0- 0	0- 0	HOME	0- 1	7- 1	4- 0				
5- 3	0- 0	0- 1	AWAY	0- 1	5- 1	4- 0				
0- 0	0- 0	0- 0	NEUTRAL	0- 0	0- 0	0- 0				

RPI	S	Opponent	Score	RPI	S	Opponent	Score	RPI	S	Opponent	Score	RPI	S	Opponent	Score	Team's RPI: 105
31	A	Dayton	66 71	60	H	American	71 53	101	A	George Washington	52 62	101	H	George Washington	61 65	
38	A	Michigan	61 75	70	A	Houston	73 82	124	H	Saint Louis	81 72	146	A	Saint Joseph's	65 57	
				71	A	Duquesne	64 71	149	A	Colorado	61 76	185	H	Davidson	74 61	
				76	N	Drake	87 75	199	H	Richmond	77 56	225	H	Southeast Mo. St.	57 38	
				79	H	Fordham	62 67	231	A	Loyola Maryland	80 72	243	A	La Salle	69 56	
								243	H	La Salle	65 55	248	A	St. Bonaventure	76 63	
								248	H	St. Bonaventure	89 79	248	H	St. Bonaventure	78 63	
								249	H	Illinois St.	56 37	274	H	UMES	82 68	
								276	H	Massachusetts	71 60	277	H	LIU Brooklyn	73 70	
								281	H	Old Dominion	66 53	285	A	VCU	65 42	
								312	H	Eastern Ky.	64 41	324	H	UMBC	58 38	
								332	A	Rhode Island	92 53	341	H	Longwood	60 41	
LAST 12 Division I GAMES:																
248	H	St. Bonaventure	89 79	101	H	George Washington	61 65	146	A	Saint Joseph's	65 57	248	A	St. Bonaventure	76 63	
243	H	La Salle	65 55	79	H	Fordham	62 67	124	H	Saint Louis	81 72	71	A	Duquesne	64 71	
31	A	Dayton	66 71													
248	H	St. Bonaventure	78 63													
285	A	VCU	65 42													
276	H	Massachusetts	71 60													

Non-Div I Games:

George Mason

Average RPI	Win: 201	WON-LOST RECORD	WINNING PCT. RANK	LAST 10 GAMES	STRENGTH OF SCHEDULE	OPP. STRENGTH OF SCHEDULE	TEAM RPI	ADJ. RPI	CONF. RPI	ADJ CONF. RPI
Average RPI	Loss: 66									
DIV. I ONLY	16- 13	140	7- 3	62	105	101	101	13	13	
DIV. I NON-CONF.	5- 7	212	0- 0	22	31	112	112	10	10	

TOTALS	RPI 1-25	RPI 26-50	W-L RECORDS	RPI 51-100	RPI 101-999	RPI 201+				
16- 13	0- 2	0- 5	OVERALL	1- 3	15- 3	9- 0				
8- 8	0- 1	0- 3	HOME	1- 1	7- 3	5- 0				
8- 5	0- 0	0- 0	AWAY	0- 0	8- 0	4- 0				
0- 0	0- 0	0- 0	NEUTRAL	0- 0	0- 0	0- 0				
5- 7	0- 2	0- 3	NON-CONFERENCE	1- 1	4- 1	3- 0				
3- 4	0- 1	0- 2	HOME	1- 0	2- 1	1- 0				
2- 3	0- 1	0- 1	AWAY	0- 1	2- 0	2- 0				
0- 0	0- 0	0- 0	NEUTRAL	0- 0	0- 0	0- 0				
11- 6	0- 0	0- 2	CONFERENCE	0- 2	11- 2	6- 0				
5- 4	0- 0	0- 1	HOME	0- 1	5- 2	4- 0				
6- 2	0- 0	0- 1	AWAY	0- 1	6- 0	2- 0				
0- 0	0- 0	0- 0	NEUTRAL	0- 0	0- 0	0- 0				

RPI 1-25				RPI 26-50				RPI 51-100				RPI 101+				Team's RPI: 101
RPI	S	Opponent	Score	RPI	S	Opponent	Score	RPI	S	Opponent	Score	RPI	S	Opponent	Score	
13	H	South Fla.	78 83	29	H	Syracuse	62 74	53	A	Mercer	44 61	105	A	George Mason	65 61	
20	A	Maryland	54 80	31	A	Dayton	55 66	60	H	American	61 44	105	H	George Mason	62 52	
				31	H	Dayton	53 57	71	H	Duquesne	53 54	112	H	Georgetown	65 54	
				32	A	Princeton	52 72	79	A	Fordham	50 61	124	A	Saint Louis	71 58	
				34	H	South Dakota St.	88 97					124	H	Saint Louis	69 72	
												144	H	Vanderbilt	59 69	
												146	A	Saint Joseph's	49 46	
												185	A	Davidson	53 48	
												199	H	Richmond	36 49	
												203	H	Wisconsin	61 46	
												243	H	La Salle	69 49	
												243	H	La Salle	60 45	
												248	A	St. Bonaventure	63 56	
												262	A	Towson	66 43	
												276	H	Massachusetts	55 49	
												285	A	VCU	61 39	
												293	A	Monmouth	59 45	
												332	H	Rhode Island	65 52	

LAST 12 Division I GAMES:																
243	H	La Salle	69 49	105	A	George Mason	65 61	248	A	St. Bonaventure	63 56	243	H	La Salle	60 45	
199	H	Richmond	36 49	248	A	St. Bonaventure	63 56	243	H	La Salle	60 45	124	H	Saint Louis	69 72	
146	A	Saint Joseph's	49 46	243	H	La Salle	60 45	332	H	Rhode Island	65 52	31	A	Dayton	55 66	
124	A	Saint Louis	71 58	31	A	Dayton	55 66									
276	H	Massachusetts	55 49													
31	H	Dayton	53 57													

Non-Div I Games:

George Washington

Average RPI Win: 148

Average RPI Loss: 13

WON-LOST
RECORDWINNING
PCT. RANKLAST 10
GAMESSTRENGTH OF
SCHEDULEOPP. STRENGTH
OF SCHEDULETEAM
RPIADJ.
RPICONF.
RPIADJ CONF.
RPIDIV. I ONLY
DIV. I NON-CONF.24- 5
12- 114
67- 3
0- 076
11945
15228
3028
302
22
2

TOTALS

RPI 1-25

RPI 26-50

W-L RECORDS

RPI 51-100

RPI 101-999

RPI 201+

24- 5

2- 4

1- 1

OVERALL

6- 0

15- 0

5- 0

14- 3

1- 3

0- 0

HOME

3- 0

10- 0

5- 0

10- 2

1- 1

1- 1

AWAY

3- 0

5- 0

0- 0

0- 0

0- 0

0- 0

NEUTRAL

0- 0

0- 0

0- 0

12- 1

0- 1

1- 0

NON-CONFERENCE

3- 0

8- 0

5- 0

8- 1

0- 1

0- 0

HOME

2- 0

6- 0

5- 0

4- 0

0- 0

1- 0

AWAY

1- 0

2- 0

0- 0

0- 0

0- 0

0- 0

NEUTRAL

0- 0

0- 0

0- 0

12- 4

2- 3

0- 1

CONFERENCE

3- 0

7- 0

0- 0

6- 2

1- 2

0- 0

HOME

1- 0

4- 0

0- 0

6- 2

1- 1

0- 1

AWAY

2- 0

3- 0

0- 0

0- 0

0- 0

0- 0

NEUTRAL

0- 0

0- 0

0- 0

RPI 1-25

RPI 26-50

Team's RPI: 28

RPI 51-100

RPI 101+

RPI	S	Opponent	Score
3	H	Mississippi St.	62 86
9	A	Tennessee	46 62
11	H	Texas	53 81
17	H	South Carolina	65 77
18	H	Missouri	62 50
19	A	Texas A&M	92 84

RPI	S	Opponent	Score
26	A	LSU	60 71
35	A	Virginia	64 61

RPI	S	Opponent	Score
53	A	Mercer	72 54
62	H	Georgia Tech	60 53
85	A	Alabama	49 43
90	A	Kentucky	56 42
95	H	Wright St.	87 71
96	H	Auburn	60 48

RPI	S	Opponent	Score
138	H	Arkansas	78 65
140	A	BYU	79 63
144	A	Vanderbilt	81 52
144	H	Vanderbilt	67 55
157	A	Ole Miss	66 52
157	H	Ole Miss	69 45
166	A	Florida	66 57
166	H	Florida	63 43
172	A	N. C. A&T	73 63
177	H	Furman	79 44
251	H	North Florida	75 37
265	H	Howard	87 47
299	H	Wofford	95 56
310	H	Tennessee Tech	56 48
316	H	Western Caro.	76 50

LAST 12 Division I GAMES:

166	H	Florida	63 43	157	H	Ole Miss	69 45
85	A	Alabama	49 43	26	A	LSU	60 71
157	A	Ole Miss	66 52	166	A	Florida	66 57
17	H	South Carolina	65 77	18	H	Missouri	62 50
9	A	Tennessee	46 62	96	H	Auburn	60 48
144	H	Vanderbilt	67 55	19	A	Texas A&M	92 84

Non-Div I Games:

Georgia

Average RPI Win: 291	WON-LOST RECORD	WINNING PCT. RANK	LAST 10 GAMES	STRENGTH OF SCHEDULE	OPP. STRENGTH OF SCHEDULE	TEAM RPI	ADJ. RPI	CONF. RPI	ADJ. CONF. RPI
Average RPI Loss: 165									
DIV. I ONLY	5- 20	319	3- 7	197	233	307	307	22	22
DIV. I NON-CONF.	2- 7	286	0- 0	168	112	278	278	23	23

TOTALS	RPI 1-25	RPI 26-50	W-L RECORDS	RPI 51-100	RPI 101-999	RPI 201+			
5- 20	0- 1	0- 1	OVERALL	0- 1	5- 17	4- 7			
4- 7	0- 0	0- 1	HOME	0- 0	4- 6	3- 2			
1- 13	0- 0	0- 0	AWAY	0- 0	1- 1	1- 0			
0- 0	0- 0	0- 0	NEUTRAL	0- 0	0- 0	0- 0			
2- 7	0- 1	0- 1	NON-CONFERENCE	0- 1	2- 4	1- 3			
2- 2	0- 0	0- 1	HOME	0- 0	2- 1	1- 1			
0- 5	0- 1	0- 0	AWAY	0- 1	0- 3	0- 2			
0- 0	0- 0	0- 0	NEUTRAL	0- 0	0- 0	0- 0			
3- 13	0- 0	0- 0	CONFERENCE	0- 0	3- 13	3- 4			
2- 5	0- 0	0- 0	HOME	0- 0	2- 5	2- 1			
1- 8	0- 0	0- 0	AWAY	0- 0	1- 8	1- 3			
0- 0	0- 0	0- 0	NEUTRAL	0- 0	0- 0	0- 0			

RPI 1-25				RPI 26-50				RPI 51-100				RPI 101+ Team's RPI: 307			
RPI	S	Opponent	Score	RPI	S	Opponent	Score	RPI	S	Opponent	Score	RPI	S	Opponent	Score
3	A	Mississippi St.	50 106	43	H	Western Ky.	63 74	62	A	Georgia Tech	51 75	102	A	Little Rock	47 54
												102	H	Little Rock	50 65
												143	A	Texas St.	40 62
												143	H	Texas St.	63 83
												158	H	Louisiana	60 75
												163	A	South Ala.	52 88
												166	A	Florida	66 82
												167	A	Troy	86 90
												168	A	UT Arlington	57 62
												168	H	UT Arlington	76 81
												180	H	Jacksonville St.	55 41
												212	A	Arkansas St.	63 76
												212	H	Arkansas St.	58 75
												229	H	Fla. Atlantic	50 82
												235	A	Coastal Caro.	49 64
												256	A	UNCW	62 74
												271	A	Appalachian St.	62 77
												285	H	VCU	61 56
												300	A	Kennesaw St.	61 71
												326	A	Ga. Southern	66 58
												326	H	Ga. Southern	71 56
												337	H	La.-Monroe	70 57
LAST 12 Division I GAMES:															
168	A	UT Arlington	57 62	212	A	Arkansas St.	63 76								
143	A	Texas St.	40 62	143	H	Texas St.	63 83								
326	A	Ga. Southern	66 58	168	H	UT Arlington	76 81								
337	H	La.-Monroe	70 57	326	H	Ga. Southern	71 56								
158	H	Louisiana	60 75	235	A	Coastal Caro.	49 64								
102	A	Little Rock	47 54	271	A	Appalachian St.	62 77								

Non-Div I Games: Allen 101 56 North Greenville 91 89

Georgia St.

Loss,
Non-Conf, S Site,
H Home
A Away
N Neutral

Average RPI Win: 180	WON-LOST RECORD	WINNING PCT. RANK	LAST 10 GAMES	STRENGTH OF SCHEDULE	OPP. STRENGTH OF SCHEDULE	TEAM RPI	ADJ. RPI	CONF. RPI	ADJ CONF. RPI
Average RPI Loss: 73									
DIV. I ONLY	24- 5	14	9- 1	94	127	40	40	14	14
DIV. I NON-CONF.	7- 4	102	0- 0	24	104	55	55	11	11

TOTALS	RPI 1-25	RPI 26-50	W-L RECORDS	RPI 51-100	RPI 101-999	RPI 201+			
24- 5	0- 1	0- 0	OVERALL	2- 3	22- 1	7- 0			
12- 2	0- 0	0- 0	HOME	1- 2	11- 0	3- 0			
11- 1	0- 0	0- 0	AWAY	1- 0	10- 1	4- 0			
1- 2	0- 1	0- 0	NEUTRAL	0- 1	1- 0	0- 0			
7- 4	0- 1	0- 0	NON-CONFERENCE	1- 2	6- 1	1- 0			
4- 1	0- 0	0- 0	HOME	1- 1	3- 0	0- 0			
2- 1	0- 0	0- 0	AWAY	0- 0	2- 1	1- 0			
1- 2	0- 1	0- 0	NEUTRAL	0- 1	1- 0	0- 0			
17- 1	0- 0	0- 0	CONFERENCE	1- 1	16- 0	6- 0			
8- 1	0- 0	0- 0	HOME	0- 1	8- 0	3- 0			
9- 0	0- 0	0- 0	AWAY	1- 0	8- 0	3- 0			
0- 0	0- 0	0- 0	NEUTRAL	0- 0	0- 0	0- 0			

RPI 1-25				RPI 26-50				Team's RPI: 40				RPI 51-100				RPI 101+			
RPI	S	Opponent	Score	RPI	S	Opponent	Score	RPI	S	Opponent	Score	RPI	S	Opponent	Score	RPI	S	Opponent	Score
24	N	DePaul	71 88									66	N	Belmont	63 71	107	A	Washington St.	64 56
												72	A	Saint Mary's (CA)	73 65	115	H	Saint Francis (PA)	97 74
												72	H	Saint Mary's (CA)	56 72	120	A	Colorado St.	49 65
												83	H	UNLV	50 52	130	H	Portland St.	91 52
												99	H	Western Ill.	80 65	131	A	San Francisco	81 57
																131	H	San Francisco	74 47
																134	A	Loyola Marymount	75 69
																134	H	Loyola Marymount	77 67
																140	A	BYU	84 70
																140	H	BYU	62 37
																142	H	Eastern Wash.	69 45
																159	N	Kent St.	77 57
																188	A	San Diego	63 44
																188	H	San Diego	58 54
																190	A	Pacific	99 72
																190	H	Pacific	90 66
																240	A	Montana	70 55
																246	A	Pepperdine	67 48
																246	H	Pepperdine	73 51
																283	A	Santa Clara	63 51
																283	H	Santa Clara	71 44
																313	A	Portland	70 56
																313	H	Portland	75 36

										LAST 12 Division I GAMES:									
140	H	BYU	62 37	140	A	BYU	84 70												
188	H	San Diego	58 54	188	A	San Diego	63 44												
246	A	Pepperdine	67 48	131	A	San Francisco	81 57												
134	A	Loyola Marymount	75 69	313	H	Portland	75 36												
72	H	Saint Mary's (CA)	56 72	283	H	Santa Clara	71 44												
190	H	Pacific	90 66	72	A	Saint Mary's (CA)	73 65												

Non-Div I Games:

Gonzaga

Average RPI	Win:	297	WON-LOST	WINNING	LAST 10	STRENGTH OF	OPP. STRENGTH	TEAM	ADJ.	CONF.	ADJ CONF.
Average RPI	Loss:	171	RECORD	PCT. RANK	GAMES	SCHEDULE	OF SCHEDULE	RPI	RPI	RPI	RPI
DIV. I ONLY	15- 12	138	8- 2	335	323	227	227	32	32		
DIV. I NON-CONF.	3- 8	268	0- 0	285	89	275	275	32	32		

TOTALS	RPI 1-25	RPI 26-50	W-L RECORDS	RPI 51-100	RPI 101-999	RPI 201+					
15- 12	0- 1	0- 0	OVERALL	0- 1	15- 10	14- 5					
10- 2	0- 1	0- 0	HOME	0- 0	10- 1	9- 1					
5- 9	0- 0	0- 0	AWAY	0- 0	5- 1	5- 1					
0- 1	0- 0	0- 0	NEUTRAL	0- 0	0- 1	0- 0					
3- 8	0- 1	0- 0	NON-CONFERENCE	0- 1	3- 6	3- 2					
2- 1	0- 1	0- 0	HOME	0- 0	2- 0	2- 0					
1- 6	0- 0	0- 0	AWAY	0- 1	1- 5	1- 2					
0- 1	0- 0	0- 0	NEUTRAL	0- 0	0- 1	0- 0					
12- 4	0- 0	0- 0	CONFERENCE	0- 0	12- 4	11- 3					
8- 1	0- 0	0- 0	HOME	0- 0	8- 1	7- 1					
4- 3	0- 0	0- 0	AWAY	0- 0	4- 3	4- 2					
0- 0	0- 0	0- 0	NEUTRAL	0- 0	0- 0	0- 0					

RPI	S	Opponent	Score	RPI	S	Opponent	Score	RPI	S	Opponent	Score	RPI	S	Opponent	Score	Team's RPI: 227
7	H	Florida St.	53 96					85	A	Alabama	49 73	111	N	North Carolina	63 79	
												136	A	Louisiana Tech	53 64	
												138	A	Arkansas	62 79	
												174	A	Southern U.	44 63	
												174	H	Southern U.	79 71	
												189	A	Memphis	48 57	
												212	A	Arkansas St.	56 76	
												216	A	Xavier	67 72	
												234	A	Texas Southern	56 66	
												234	H	Texas Southern	63 73	
												252	A	Prairie View	75 68	
												252	H	Prairie View	81 79	
												280	A	McNeese	75 60	
												290	H	Southeastern La.	61 52	
												297	A	Alcorn	75 68	
												297	H	Alcorn	68 51	
												306	H	Alabama St.	93 71	
												317	H	Alabama A&M	78 49	
												320	A	Jackson St.	70 82	
												320	H	Jackson St.	93 89	
												331	A	Ark. -Pine Bluff	66 57	
												331	H	Ark. -Pine Bluff	73 63	
												337	H	La. -Monroe	61 52	
												338	A	Mississippi Val.	64 62	
												338	H	Mississippi Val.	64 55	
LAST 12 Division I GAMES:																
338	H	Mississippi Val.	64 55	174	H	Southern U.	79 71									
331	H	Ark. -Pine Bluff	73 63	338	A	Mississippi Val.	64 62									
320	H	Jackson St.	93 89	331	A	Ark. -Pine Bluff	66 57									
234	A	Texas Southern	56 66	320	A	Jackson St.	70 82									
252	A	Prairie View	75 68	234	H	Texas Southern	63 73									
297	H	Alcorn	68 51	252	H	Prairie View	81 79									

Non-Div I Games:

Grambling

Grand Canyon

Through Games Of Feb. 28, 2018

Average RPI Win: 287

Average RPI Loss: 198

WON-LOST
RECORDWINNING
PCT. RANKLAST 10
GAMESSTRENGTH OF
SCHEDULEOPP. STRENGTH
OF SCHEDULETEAM
RPIADJ.
RPICONF.
RPIADJ CONF.
RPIDIV. I ONLY
DIV. I NON-CONF.12- 13
4- 8191
2396- 4
0- 0329
274326
265263
269263
26931
3131
31

TOTALS

RPI 1-25

RPI 26-50

W-L RECORDS

RPI 51-100

RPI 101-999

RPI 201+

12- 13
7- 5
5- 8
0- 00- 1
0- 1
0- 0
0- 00- 0
0- 0
0- 0
0- 0OVERALL
HOME
AWAY
NEUTRAL0- 1
0- 0
0- 1
0- 012- 11
7- 4
5- 7
0- 012- 7
7- 3
5- 4
0- 04- 8
2- 3
2- 5
0- 00- 1
0- 1
0- 0
0- 00- 0
0- 0
0- 0
0- 0NON-CONFERENCE
HOME
AWAY
NEUTRAL0- 1
0- 0
0- 1
0- 04- 6
2- 2
2- 4
0- 04- 2
2- 1
2- 1
0- 08- 5
5- 2
3- 3
0- 00- 0
0- 0
0- 0
0- 00- 0
0- 0
0- 0
0- 0CONFERENCE
HOME
AWAY
NEUTRAL0- 0
0- 0
0- 0
0- 08- 5
5- 2
3- 3
0- 08- 5
5- 2
3- 3
0- 0

RPI 1-25

RPI S Opponent Score
12 H Duke 61 74

RPI 26-50

RPI S Opponent Score

RPI 51-100

RPI S Opponent Score
83 A UNLV 47 76

RPI 101+

Team's RPI: 263

RPI	S	Opponent	Score
103	H	Rice	59 69
126	A	Bethune-Cookman	60 69
147	A	Cal Poly	69 75
196	A	Washington	65 79
206	H	CSU Bakersfield	40 69
219	A	New Mexico St.	60 64
219	H	New Mexico St.	50 34
222	A	Seattle U	64 57
222	H	Seattle U	74 63
229	A	Fla. Atlantic	77 73
283	H	Santa Clara	39 38
284	A	UMKC	82 84
284	H	UMKC	59 62
294	A	Valparaiso	75 80
301	H	Long Beach St.	63 65
305	A	Northern Ariz.	72 54
311	A	UTRGV	65 59
311	H	UTRGV	59 58
323	A	Utah Valley	64 84
323	H	Utah Valley	81 61
328	H	Southern Utah	59 54
345	A	Chicago St.	59 43
345	H	Chicago St.	64 36

LAST 12 Division I GAMES:

323	A	Utah Valley	64	84	284	A	UMKC	82	84
222	A	Seattle U	64	57	323	H	Utah Valley	81	61
206	H	CSU Bakersfield	40	69	284	H	UMKC	59	62
219	H	New Mexico St.	50	34	345	H	Chicago St.	64	36
311	H	UTRGV	59	58	311	A	UTRGV	65	59
345	A	Chicago St.	59	43	219	A	New Mexico St.	60	64

Grand Canyon

Grand Canyon

Non-Div I Games:

Arizona Christian 75 51

Benedictine Mesa 67 53

Grand Canyon

Loss,
 Non-Conf,
 S Site,
 H Home
A Away
 N Neutral

Average RPI Win:	166	WON-LOST	WINNING	LAST 10	STRENGTH OF	OPP. STRENGTH	TEAM	ADJ.	CONF.	ADJ CONF.
Average RPI Loss:	125	RECORD	PCT. RANK	GAMES	SCHEDULE	OF SCHEDULE	RPI	RPI	RPI	RPI
DIV. I ONLY	26- 3	8	9- 1	107	112	22	22	11	11	
DIV. I NON-CONF.	10- 1	15	0- 0	48	29	10	10	14	14	

TOTALS	RPI 1-25	RPI 26-50	W-L RECORDS	RPI 51-100	RPI 101-999	RPI 201+				
26- 3	1- 1	2- 0	OVERALL	6- 0	17- 2	9- 1				
13- 0	1- 0	1- 0	HOME	3- 0	8- 0	4- 0				
11- 2	0- 0	1- 0	AWAY	2- 0	8- 2	4- 1				
2- 1	0- 1	0- 0	NEUTRAL	1- 0	1- 0	1- 0				
10- 1	1- 1	2- 0	NON-CONFERENCE	2- 0	5- 0	4- 0				
4- 0	1- 0	1- 0	HOME	1- 0	1- 0	1- 0				
4- 0	0- 0	1- 0	AWAY	0- 0	3- 0	2- 0				
2- 1	0- 1	0- 0	NEUTRAL	1- 0	1- 0	1- 0				
16- 2	0- 0	0- 0	CONFERENCE	4- 0	12- 2	5- 1				
9- 0	0- 0	0- 0	HOME	2- 0	7- 0	3- 0				
7- 2	0- 0	0- 0	AWAY	2- 0	5- 2	2- 1				
0- 0	0- 0	0- 0	NEUTRAL	0- 0	0- 0	0- 0				

RPI	S	Opponent	Score	RPI	S	Opponent	Score	RPI	S	Opponent	Score	RPI	S	Opponent	Score
3	N	Mississippi St.	46 67	31	A	Dayton	75 64	57	N	Arizona St.	61 48	116	A	Cleveland St.	60 71
25	H	Marquette	63 55	34	H	South Dakota St.	55 41	82	A	IUPUI	60 34	116	H	Cleveland St.	69 43
								82	H	IUPUI	52 45	119	A	Milwaukee	65 36
								95	A	Wright St.	58 51	119	H	Milwaukee	52 29
								95	H	Wright St.	75 68	154	A	Youngstown St.	67 42
								98	H	Chattanooga	60 30	154	H	Youngstown St.	65 56
												165	A	Northwestern	63 57
												187	A	Oakland	81 48
												187	H	Oakland	78 48
												203	A	Wisconsin	67 34
												204	N	Columbia	61 43
												255	A	Northern Ky.	54 62
												255	H	Northern Ky.	58 41
												260	H	Bradley	72 40
												304	A	Loyola Chicago	76 39
												319	A	Detroit Mercy	85 27
												319	H	Detroit Mercy	88 45
												329	A	Ill. - Chicago	66 37
												329	H	Ill. - Chicago	65 36

LAST 12 Division I GAMES:															
319	H	Detroit Mercy	88 45	95	H	Wright St.	75 68								
187	H	Oakland	78 48	255	H	Northern Ky.	58 41								
329	A	Ill. - Chicago	66 37	82	H	IUPUI	52 45								
154	A	Youngstown St.	67 42	329	H	Ill. - Chicago	65 36								
116	A	Cleveland St.	60 71	187	A	Oakland	81 48								
119	A	Milwaukee	65 36	319	A	Detroit Mercy	85 27								

Non-Div I Games:

Green Bay

Loss,
Non-Conf, S Site,
H Home
A Away
N Neutral

Average RPI Win: 281	WON-LOST RECORD	WINNING PCT. RANK	LAST 10 GAMES	STRENGTH OF SCHEDULE	OPP. STRENGTH OF SCHEDULE	TEAM RPI	ADJ. RPI	CONF. RPI	ADJ CONF. RPI
Average RPI Loss: 135									
DIV. I ONLY	15- 13	156	8- 2	297	224	198	198	30	30
DIV. I NON-CONF.	4- 9	249	0- 0	122	18	189	189	30	30

TOTALS	RPI 1-25	RPI 26-50	W-L RECORDS	RPI 51-100	RPI 101-999	RPI 201+			
15- 13	0- 1	0- 3	OVERALL	0- 2	15- 7	13- 2			
8- 3	0- 0	0- 1	HOME	0- 0	8- 2	8- 0			
6- 9	0- 1	0- 2	AWAY	0- 2	6- 4	4- 2			
1- 1	0- 0	0- 0	NEUTRAL	0- 0	1- 1	1- 0			
4- 9	0- 1	0- 3	NON-CONFERENCE	0- 2	4- 3	3- 0			
2- 1	0- 0	0- 1	HOME	0- 0	2- 0	2- 0			
1- 7	0- 1	0- 2	AWAY	0- 2	1- 2	0- 0			
1- 1	0- 0	0- 0	NEUTRAL	0- 0	1- 1	1- 0			
11- 4	0- 0	0- 0	CONFERENCE	0- 0	11- 4	10- 2			
6- 2	0- 0	0- 0	HOME	0- 0	6- 2	6- 0			
5- 2	0- 0	0- 0	AWAY	0- 0	5- 2	4- 2			
0- 0	0- 0	0- 0	NEUTRAL	0- 0	0- 0	0- 0			

RPI 1-25				RPI 26-50				RPI 51-100				RPI 101+ Team's RPI: 198			
RPI	S	Opponent	Score	RPI	S	Opponent	Score	RPI	S	Opponent	Score	RPI	S	Opponent	Score
8	A	Oregon	45 87	35	A	Virginia	62 66	78	A	TCU	68 90	111	A	North Carolina	70 66
				41	H	Quinnipiac	58 64	98	A	Chattanooga	52 64	126	H	Bethune-Cookman	56 61
				47	A	Elon	59 82					170	A	Samford	61 66
												172	A	N. C. A&T	63 51
												176	N	Brown	66 73
												192	H	Norfolk St.	48 63
												193	A	Temple	56 65
												204	H	Columbia	60 58
												265	A	Howard	63 68
												266	H	Morgan St.	63 60
												270	N	San Jose St.	81 73
												274	A	UMES	70 65
												281	H	Old Dominion	50 42
												314	A	Coppin St.	83 48
												314	H	Coppin St.	67 35
												318	A	N. C. Central	62 53
												321	A	South Carolina St.	70 78
												321	H	South Carolina St.	60 42
												334	H	Delaware St.	66 62
												343	A	Savannah St.	81 53
												343	H	Savannah St.	88 41
												344	H	Florida A&M	66 65

LAST 12 Division I GAMES:															
				266	H	Morgan St.	63 60	318	A	N. C. Central	62 53				
				343	H	Savannah St.	88 41	314	H	Coppin St.	67 35				
				321	H	South Carolina St.	60 42	126	H	Bethune-Cookman	56 61				
				314	A	Coppin St.	83 48	344	H	Florida A&M	66 65				
				192	H	Norfolk St.	48 63	321	A	South Carolina St.	70 78				
				172	A	N. C. A&T	63 51	343	A	Savannah St.	81 53				

Non-Div I Games:

Hampton

Average RPI Win:	249	WON-LOST	WINNING	LAST 10	STRENGTH OF	OPP. STRENGTH	TEAM	ADJ.	CONF.	ADJ CONF.
Average RPI Loss:	116	RECORD	PCT. RANK	GAMES	SCHEDULE	OF SCHEDULE	RPI	RPI	RPI	RPI
DIV. I ONLY	17- 12	122	5- 5	173	260	145	145	20	20	
DIV. I NON-CONF.	8- 5	111	0- 0	165	240	127	127	24	24	

TOTALS	RPI 1-25	RPI 26-50	W-L RECORDS	RPI 51-100	RPI 101-999	RPI 201+				
17- 12	0- 0	0- 2	OVERALL	1- 4	16- 6	11- 1				
10- 4	0- 0	0- 1	HOME	1- 1	9- 2	6- 0				
4- 8	0- 0	0- 0	AWAY	0- 0	4- 1	3- 1				
3- 0	0- 0	0- 0	NEUTRAL	0- 0	3- 0	2- 0				
8- 5	0- 0	0- 2	NON-CONFERENCE	0- 1	8- 2	6- 0				
4- 2	0- 0	0- 1	HOME	0- 0	4- 1	3- 0				
1- 3	0- 0	0- 1	AWAY	0- 1	1- 1	1- 0				
3- 0	0- 0	0- 0	NEUTRAL	0- 0	3- 0	2- 0				
9- 7	0- 0	0- 0	CONFERENCE	1- 3	8- 4	5- 1				
6- 2	0- 0	0- 0	HOME	1- 1	5- 1	3- 0				
3- 5	0- 0	0- 0	AWAY	0- 2	3- 3	2- 1				
0- 0	0- 0	0- 0	NEUTRAL	0- 0	0- 0	0- 0				

H
a
r
t
f
o
r
dH
a
r
t
f
o
r
d

RPI 1-25				RPI 26-50				RPI 51-100				RPI 101+				Team's RPI: 145	
RPI	S	Opponent	Score	RPI	S	Opponent	Score	RPI	S	Opponent	Score	RPI	S	Opponent	Score		
				27	H	Villanova	53 71	75	A	Maine	56 59	111	A	North Carolina	70 90		
				29	A	Syracuse	63 75	75	H	Maine	44 59	117	H	Delaware	63 72		
								77	A	Albany (NY)	53 66	128	N	Yale	78 70		
								77	H	Albany (NY)	70 55	152	A	Binghamton	59 64		
								79	A	Fordham	44 69	152	H	Binghamton	61 45		
												178	A	Stony Brook	75 68		
												178	H	Stony Brook	58 66		
												184	A	New Hampshire	58 76		
												184	H	New Hampshire	85 49		
												195	H	Siena	71 62		
												228	H	Niagara	83 65		
												237	H	Hofstra	60 49		
												287	A	Bryant	59 47		
												291	A	Vermont	47 53		
												291	H	Vermont	91 52		
												296	H	Central Conn. St.	68 52		
												317	N	Alabama A&M	56 47		
												322	N	Charleston So.	62 43		
												324	A	UMBC	61 54		
												324	H	UMBC	65 54		
												348	A	UMass Lowell	81 42		
												348	H	UMass Lowell	78 56		
LAST 12 Division I GAMES:																	
				152	H	Binghamton	61 45	178	H	Stony Brook	58 66						
				324	A	UMBC	61 54	184	H	New Hampshire	85 49						
				291	H	Vermont	91 52	348	H	UMass Lowell	78 56						
				184	A	New Hampshire	58 76	291	A	Vermont	47 53						
				77	A	Albany (NY)	53 66	75	H	Maine	44 59						
				75	A	Maine	56 59	324	H	UMBC	65 54						

Non-Div I Games:

Hartford

Average RPI Win:	174	WON-LOST	WINNING	LAST 10	STRENGTH OF	OPP. STRENGTH	TEAM	ADJ.	CONF.	ADJ CONF.
Average RPI Loss:	80	RECORD	PCT. RANK	GAMES	SCHEDULE	OF SCHEDULE	RPI	RPI	RPI	RPI
DIV. I ONLY	16- 9	99	7- 3	45	115	56	56	9	9	
DIV. I NON-CONF.	8- 5	111	1- 0	97	137	74	74	9	9	
TOTALS	RPI 1-25	RPI 26-50	W-L RECORDS	RPI 51-100	RPI 101-999	RPI 201+				
16- 9	0- 0	1- 3	OVERALL	1- 3	14- 3	6- 0				
12- 0	0- 0	1- 0	HOME	1- 0	10- 0	5- 0				
2- 8	0- 0	0- 2	AWAY	0- 3	2- 3	0- 0				
2- 1	0- 0	0- 1	NEUTRAL	0- 0	2- 0	1- 0				
8- 5	0- 0	0- 2	NON-CONFERENCE	0- 2	8- 1	4- 0				
5- 0	0- 0	0- 0	HOME	0- 0	5- 0	3- 0				
1- 4	0- 0	0- 1	AWAY	0- 2	1- 1	0- 0				
2- 1	0- 0	0- 1	NEUTRAL	0- 0	2- 0	1- 0				
8- 4	0- 0	1- 1	CONFERENCE	1- 1	6- 2	2- 0				
7- 0	0- 0	1- 0	HOME	1- 0	5- 0	2- 0				
1- 4	0- 0	0- 1	AWAY	0- 1	1- 2	0- 0				
0- 0	0- 0	0- 0	NEUTRAL	0- 0	0- 0	0- 0				

RPI S Opponent	Score	RPI S Opponent	Score	RPI S Opponent	Score	RPI S Opponent	Score
31 N Dayton	66 72	52 A FGCU	56 65	108 A Dartmouth	56 63		
32 A Princeton	47 80	68 A Penn	49 69	108 H Dartmouth	76 65		
32 H Princeton	72 58	68 H Penn	55 52	128 A Yale	63 69		
35 A Virginia	48 50	75 A Maine	51 76	128 H Yale	97 73		
				135 A Northeastern	79 69		
				172 N N.C. A&T	64 60		
				176 A Brown	86 74		
				176 H Brown	87 85		
				178 H Stony Brook	60 53		
				193 A Temple	64 86		
				195 H Siena	75 67		
				204 H Col umbi a	85 67		
				217 H Boston U.	80 70		
				220 N Akron	76 63		
				243 H La Salle	70 61		
				257 H Sacred Heart	70 62		
				273 H Cornell	80 58		
LAST 12 Division I GAMES:							
32 H Princeton	72 58	273 H Cornell	80 58				
68 H Penn	55 52	204 H Col umbi a	85 67				
128 A Yale	63 69	176 H Brown	87 85				
176 A Brown	86 74	128 H Yale	97 73				
68 A Penn	49 69	108 H Dartmouth	76 65				
32 A Princeton	47 80	243 H La Salle	70 61				

Non-Div I Games:

Harvard

Average RPI Win:	246	WON-LOST	WINNING	LAST 10	STRENGTH OF	OPP. STRENGTH	TEAM	ADJ.	CONF.	ADJ CONF.
Average RPI Loss:	156	RECORD	PCT. RANK	GAMES	SCHEDULE	OF SCHEDULE	RPI	RPI	RPI	RPI
DIV. I ONLY	10- 16	236	3- 7	219	199	250	250	21	21	
DIV. I NON-CONF.	6- 6	170	0- 0	144	118	180	180	19	19	

TOTALS	RPI 1-25	RPI 26-50	W-L RECORDS	RPI 51-100	RPI 101-999	RPI 201+				
10- 16	0- 2	0- 1	OVERALL	0- 3	10- 10	8- 5				
7- 6	0- 0	0- 1	HOME	0- 2	7- 3	5- 1				
3- 8	0- 0	0- 0	AWAY	0- 1	3- 7	3- 4				
0- 2	0- 2	0- 0	NEUTRAL	0- 0	0- 0	0- 0				
6- 6	0- 2	0- 1	NON-CONFERENCE	0- 1	6- 2	4- 1				
4- 3	0- 0	0- 1	HOME	0- 1	4- 1	2- 0				
2- 1	0- 0	0- 0	AWAY	0- 0	2- 1	2- 1				
0- 2	0- 2	0- 0	NEUTRAL	0- 0	0- 0	0- 0				
4- 10	0- 0	0- 0	CONFERENCE	0- 2	4- 8	4- 4				
3- 3	0- 0	0- 0	HOME	0- 1	3- 2	3- 1				
1- 7	0- 0	0- 0	AWAY	0- 1	1- 6	1- 3				
0- 0	0- 0	0- 0	NEUTRAL	0- 0	0- 0	0- 0				

H
a
w
a
i
iH
a
w
a
i
i

RPI 1-25				RPI 26-50				RPI 51-100				RPI 101+ Team's RPI: 250			
RPI	S	Opponent	Score	RPI	S	Opponent	Score	RPI	S	Opponent	Score	RPI	S	Opponent	Score
8	N	Oregon	44 85	45	H	Southern Cal i forn i a	60 71	55	H	Purdue	67 79	147	A	Cal Poly	50 52
19	N	Texas A&M	59 103					58	A	UC Davi s	52 76	150	H	Idaho St.	62 64
								58	H	UC Davi s	56 68	173	H	Marist	70 63
												181	A	UC Irvi ne	66 70
												181	H	UC Irvi ne	67 74
												188	H	San Diego	64 63
												191	A	UC Santa Barbara	61 71
												213	A	CSUN	56 54
												213	H	CSUN	58 70
												215	H	Montana St.	81 75
												222	A	Seattle U	73 58
												247	A	UC Ri versi de	57 79
												247	H	UC Ri versi de	63 57
												275	A	Arizona	65 60
												301	A	Long Beach St.	80 85
												301	H	Long Beach St.	74 66
												305	H	Northern Ariz.	84 68
												313	A	Portland	47 76
												325	A	Cal St. Fullerton	57 69
												325	H	Cal St. Fullerton	59 54
LAST 12 Division I GAMES:															
301	A	Long Beach St.	80 85	247	H	UC Ri versi de	63 57	213	H	CSUN	58 70				
213	A	CSUN	56 54	181	A	UC Irvi ne	66 70	247	A	UC Ri versi de	57 79				
58	H	UC Davi s	56 68	301	H	Long Beach St.	74 66	181	H	UC Irvi ne	67 74				
325	H	Cal St. Fullerton	59 54												
191	A	UC Santa Barbara	61 71												
147	A	Cal Poly	50 52												

Non-Div I Games: Hawai i Paci fi c 67 57

Hawai i

Average RPI Win:	277	WON-LOST	WINNING	LAST 10	STRENGTH OF	OPP. STRENGTH	TEAM	ADJ.	CONF.	ADJ CONF.
Average RPI Loss:	146	RECORD	PCT. RANK	GAMES	SCHEDULE	OF SCHEDULE	RPI	RPI	RPI	RPI
DIV. I ONLY	14- 12	151	4- 6	255	281	196	196	26	26	
DIV. I NON-CONF.	4- 5	202	0- 0	131	93	136	136	28	28	

TOTALS	RPI 1-25	RPI 26-50	W-L RECORDS	RPI 51-100	RPI 101-999	RPI 201+				
14- 12	0- 1	0- 0	OVERALL	0- 4	14- 7	12- 4				
6- 6	0- 0	0- 0	HOME	0- 2	6- 4	6- 2				
8- 6	0- 0	0- 0	AWAY	0- 1	8- 2	6- 1				
0- 0	0- 0	0- 0	NEUTRAL	0- 0	0- 0	0- 0				
4- 5	0- 1	0- 0	NON-CONFERENCE	0- 3	4- 1	2- 0				
1- 2	0- 0	0- 0	HOME	0- 1	1- 1	1- 0				
3- 3	0- 1	0- 0	AWAY	0- 2	3- 0	1- 0				
0- 0	0- 0	0- 0	NEUTRAL	0- 0	0- 0	0- 0				
10- 7	0- 0	0- 0	CONFERENCE	0- 1	10- 6	10- 4				
5- 4	0- 0	0- 0	HOME	0- 1	5- 3	5- 2				
5- 3	0- 0	0- 0	AWAY	0- 0	5- 3	5- 2				
0- 0	0- 0	0- 0	NEUTRAL	0- 0	0- 0	0- 0				

RPI 1-25				RPI 26-50				RPI 51-100				RPI 101+ Team's RPI: 196			
RPI	S	Opponent	Score	RPI	S	Opponent	Score	RPI	S	Opponent	Score	RPI	S	Opponent	Score
12	A	Duke	50 77					74	A	Virginia Tech	63 86	137	A	Radford	47 50
								84	H	UAB	61 77	137	H	Radford	48 63
								89	H	Liberty	42 65	182	A	Stetson	69 64
								90	A	Ohio	61 64	185	H	Davidson	74 82
												192	A	Norfolk St.	59 56
												218	A	Gardner-Webb	47 54
												218	H	Gardner-Webb	83 80
												226	A	UNCG	81 72
												232	A	UNC Asheville	58 45
												232	H	UNC Asheville	59 78
												245	A	Presbyterian	55 62
												245	H	Presbyterian	81 55
												254	A	Campbell	62 53
												254	H	Campbell	44 51
												316	H	Western Caro.	75 69
												322	A	Charleston So.	75 74
												322	H	Charleston So.	52 49
												340	A	Winthrop	79 58
												340	H	Winthrop	77 40
												341	A	Longwood	75 39
												341	H	Longwood	62 41
LAST 12 Division I GAMES:															
137	H	Radford	48 63	341	A	Longwood	75 39								
218	A	Gardner-Webb	47 54	254	H	Campbell	44 51								
322	H	Charleston So.	52 49	89	H	Liberty	42 65								
245	A	Presbyterian	55 62	322	A	Charleston So.	75 74								
340	H	Winthrop	77 40	137	A	Radford	47 50								
232	H	UNC Asheville	59 78	341	H	Longwood	62 41								

Non-Div I Games: N. C. Wesleyan 111 54 Barton 82 69

High Point

H
o
f
s
t
r
a

Hofstra				Through Games Of Feb. 28, 2018							
Average RPI	Win:	247	WON-LOST	WINNING	LAST 10	STRENGTH OF	OPP. STRENGTH	TEAM	ADJ.	CONF.	ADJ CONF.
Average RPI	Loss:	127	RECORD	PCT. RANK	GAMES	SCHEDULE	OF SCHEDULE	RPI	RPI	RPI	RPI
DIV. I ONLY			11- 17	232	1- 9	215	152	237	237	10	10
DIV. I NON-CONF.			6- 5	153	0- 0	321	222	235	235	12	12

TOTALS		RPI 1-25	RPI 26-50		W-L RECORDS		RPI 51-100	RPI 101-999		RPI 201+	
11- 17		0- 0	0- 4		OVERALL		0- 3	11- 10		9- 3	
6- 8		0- 0	0- 2		HOME		0- 1	6- 5		5- 1	
4- 9		0- 0	0- 2		AWAY		0- 2	4- 5		4- 2	
1- 0		0- 0	0- 0		NEUTRAL		0- 0	1- 0		0- 0	
6- 5		0- 0	0- 0		NON-CONFERENCE		0- 1	6- 4		5- 1	
3- 2		0- 0	0- 0		HOME		0- 0	3- 2		3- 0	
2- 3		0- 0	0- 0		AWAY		0- 1	2- 2		2- 1	
1- 0		0- 0	0- 0		NEUTRAL		0- 0	1- 0		0- 0	
5- 12		0- 0	0- 4		CONFERENCE		0- 2	5- 6		4- 2	
3- 6		0- 0	0- 2		HOME		0- 1	3- 3		2- 1	
2- 6		0- 0	0- 2		AWAY		0- 1	2- 3		2- 1	
0- 0		0- 0	0- 0		NEUTRAL		0- 0	0- 0		0- 0	

H
o
f
s
t
r
a

RPI 1-25				RPI 26-50				RPI 51-100				RPI 101+ Team's RPI: 237			
RPI	S	Opponent	Score	RPI	S	Opponent	Score	RPI	S	Opponent	Score	RPI	S	Opponent	Score
47	A	El on	55 80	47	H	El on	65 72	64	A	James Madi son	56 73	104	N	Wake Forest	69 66
47	H	El on	65 72	47	H	El on	65 72	64	H	James Madi son	42 55	117	A	Del aware	41 61
48	A	Drexel	38 47	48	A	Drexel	38 47	83	A	UNLV	52 68	117	H	Del aware	51 58
48	H	Drexel	47 58	48	H	Drexel	47 58					135	H	Northeastern	50 55
LAST 12 Division I GAMES:															
47	A	El on	55 80	256	H	UNCW	55 59	154	A	William & Mary	53 63	145	A	Hartford	49 60
135	H	Northeastern	50 55	64	A	James Madi son	56 73	48	H	Drexel	47 58	154	A	William & Mary	53 63
262	H	Towson	83 72	154	A	William & Mary	53 63	154	H	William & Mary	65 54	178	H	Stony Brook	49 73
47	H	El on	65 72	64	A	James Madi son	56 73	272	A	Col. of Charleston	75 60	195	H	Siena	60 70
117	A	Del aware	41 61	48	H	Drexel	47 58	272	H	Col. of Charleston	65 60	204	A	Col umbi a	53 75
262	A	Towson	72 73	154	H	William & Mary	65 54	324	H	UMBC	71 55	233	H	Holy Cross	69 63
				272	H	Col. of Charleston	65 60	338	A	Iona	68 43	248	H	St. Bonaventure	71 68

Non-Div I Games:

Hofstra

Average RPI Win: 259
Average RPI Loss: 148

DIV. I ONLY	12- 17	222	3- 7	248	213	233	233	15	15
DIV. I NON-CONF.	5- 6	187	0- 0	325	308	268	268	18	18
TOTALS	RPI 1-25	RPI 26-50	W-L RECORDS	RPI 51-100	RPI 101-999	RPI 201+			
12- 17	0- 0	0- 0	OVERALL	0- 7	12- 10	11- 5			
4- 10	0- 0	0- 0	HOME	0- 4	4- 3	4- 3			
8- 7	0- 0	0- 0	AWAY	0- 3	8- 4	7- 2			
0- 0	0- 0	0- 0	NEUTRAL	0- 0	0- 0	0- 0			
5- 6	0- 0	0- 0	NON-CONFERENCE	0- 1	5- 5	5- 1			
2- 3	0- 0	0- 0	HOME	0- 1	2- 2	2- 0			
3- 3	0- 0	0- 0	AWAY	0- 0	3- 3	3- 1			
0- 0	0- 0	0- 0	NEUTRAL	0- 0	0- 0	0- 0			
7- 11	0- 0	0- 0	CONFERENCE	0- 6	7- 5	6- 4			
2- 7	0- 0	0- 0	HOME	0- 3	2- 4	2- 3			
5- 4	0- 0	0- 0	AWAY	0- 3	5- 1	4- 1			
0- 0	0- 0	0- 0	NEUTRAL	0- 0	0- 0	0- 0			

RPI 1-25				RPI 26-50				RPI 51-100				RPI 101+				Team's RPI: 233	
RPI	S	Opponent	Score	RPI	S	Opponent	Score	RPI	S	Opponent	Score	RPI	S	Opponent	Score		
								60	A	American	57	72	108	H	Dartmouth	74	76
								60	H	American	63	68	161	A	Army West Point	70	62
								77	H	Albany (NY)	56	65	161	H	Army West Point	57	66
								81	A	Navy	54	62	173	A	Marist	74	85
								81	H	Navy	58	65	176	A	Brown	78	82
								88	A	Bucknell I	63	72	200	H	Boston College	61	70
								88	H	Bucknell I	47	71	202	A	Lehigh	65	62
													202	H	Lehigh	54	49
													217	A	Boston U.	60	57
													217	H	Boston U.	58	64
													231	A	Loyola Maryl and	60	77
													231	H	Loyola Maryl and	58	65
													237	A	Hofstra	63	69
													244	A	Lafayette	69	56
													244	H	Lafayette	65	69
													261	A	Rider	83	56
													282	A	Colgate	71	64
													282	H	Colgate	61	52
													287	H	Bryant	59	57
													291	H	Vermont	64	53
													332	A	Rhode Island	69	63
													348	A	UMass Lowell	84	56
LAST 12 Division I GAMES:																	
				202	A	Lehigh	65	62	81	A	Navy	54	62				
				282	H	Colgate	61	52	231	H	Loyola Maryl and	58	65				
				60	A	American	57	72	244	A	Lafayette	69	56				
				88	A	Bucknell I	63	72	60	H	American	63	68				
				161	H	Army West Point	57	66	88	H	Bucknell I	47	71				
				217	H	Boston U.	58	64	161	A	Army West Point	70	62				

Non-Div I Games:

Hol y Cross

■ Loss, ■ Non-Conf, S Site, H Home A Away N Neutral

Average RPI Win: 169

Average RPI Loss: 97

WON-LOST
RECORDWINNING
PCT. RANKLAST 10
GAMESSTRENGTH OF
SCHEDULEOPP. STRENGTH
OF SCHEDULETEAM
RPIADJ.
RPICONF.
RPIADJ CONF.
RPIDIV. I ONLY
DIV. I NON-CONF.20- 10
11- 380
455- 5
0- 0100
11088
12970
3570
358
78
7

TOTALS

RPI 1-25

RPI 26-50

W-L RECORDS

RPI 51-100

RPI 101-999

RPI 201+

20- 10

0- 3

0- 2

OVERALL

1- 0

19- 5

6- 1

10- 3

0- 1

0- 1

HOME

0- 0

10- 1

4- 0

7- 7

0- 2

0- 1

AWAY

0- 0

7- 4

2- 1

3- 0

0- 0

0- 0

NEUTRAL

1- 0

2- 0

0- 0

11- 3

0- 1

0- 1

NON-CONFERENCE

1- 0

10- 1

4- 0

5- 0

0- 0

0- 0

HOME

0- 0

5- 0

3- 0

3- 3

0- 1

0- 1

AWAY

0- 0

3- 1

1- 0

3- 0

0- 0

0- 0

NEUTRAL

1- 0

2- 0

0- 0

9- 7

0- 2

0- 1

CONFERENCE

0- 0

9- 4

2- 1

5- 3

0- 1

0- 1

HOME

0- 0

5- 1

1- 0

4- 4

0- 1

0- 0

AWAY

0- 0

4- 3

1- 1

0- 0

0- 0

0- 0

NEUTRAL

0- 0

0- 0

0- 0

RPI 1-25

RPI 26-50

RPI 51-100 Team's RPI: 70

RPI 101+

RPI	S	Opponent	Score
2	H	UConn	35 95
13	A	South Fla.	65 81
19	A	Texas A&M	65 83

RPI	S	Opponent	Score
42	A	Rutgers	57 75
44	H	UCF	59 64

RPI	S	Opponent	Score
89	N	Liberty	75 68

RPI	S	Opponent	Score
105	H	George Mason	82 73
113	H	ETSU	88 69
118	A	Cincinnati	57 61
118	H	Cincinnati	82 88
119	N	Milwaukee	74 59
127	A	Tulane	98 92
127	H	Tulane	72 48
133	A	Wichita St.	73 62
133	H	Wichita St.	73 55
135	N	Northeastern	72 64
143	A	Texas St.	72 67
168	A	UT Arlington	62 58
189	H	Memphis	66 55
193	A	Temple	99 75
200	A	Boston College	74 79
201	A	East Carolina	78 80
201	H	East Carolina	97 81
204	H	Columbia	77 53
207	A	SMU	85 75
207	H	SMU	60 56
209	A	Tulsa	77 83
223	A	New Orleans	78 66
241	H	Texas Tech	79 75
315	H	Incarnate Word	98 67

LAST 12 Division I GAMES:

118	A	Cincinnati	57 61	133	A	Wichita St.	73 62
44	H	UCF	59 64	127	H	Tulane	72 48
13	A	South Fla.	65 81	207	H	SMU	60 56
201	H	East Carolina	97 81	201	A	East Carolina	78 80
209	A	Tulsa	77 83	193	A	Temple	99 75
189	H	Memphis	66 55	2	H	UConn	35 95

Houston

Houston

Non-Div I Games:

Houston

Loss, Non-Conf, S Site, H Home A Away N Neutral

Average RPI Win:	319	WON-LOST	WINNING	LAST 10	STRENGTH OF	OPP. STRENGTH	TEAM	ADJ.	CONF.	ADJ CONF.
Average RPI Loss:	183	RECORD	PCT. RANK	GAMES	SCHEDULE	OF SCHEDULE	RPI	RPI	RPI	RPI
DIV. I ONLY	6- 17	293	5- 5	306	296	308	308	27	27	
DIV. I NON-CONF.	0- 6	337	0- 0	118	271	329	329	26	26	

TOTALS	RPI 1-25	RPI 26-50	W-L RECORDS	RPI 51-100	RPI 101-999	RPI 201+				
6- 17	0- 1	0- 0	OVERALL	0- 2	6- 14	6- 8				
3- 5	0- 0	0- 0	HOME	0- 1	3- 4	3- 3				
3- 12	0- 1	0- 0	AWAY	0- 1	3- 10	3- 5				
0- 0	0- 0	0- 0	NEUTRAL	0- 0	0- 0	0- 0				
0- 6	0- 1	0- 0	NON-CONFERENCE	0- 0	0- 5	0- 1				
0- 0	0- 0	0- 0	HOME	0- 0	0- 0	0- 0				
0- 6	0- 1	0- 0	AWAY	0- 0	0- 5	0- 1				
0- 0	0- 0	0- 0	NEUTRAL	0- 0	0- 0	0- 0				
6- 11	0- 0	0- 0	CONFERENCE	0- 2	6- 9	6- 7				
3- 5	0- 0	0- 0	HOME	0- 1	3- 4	3- 3				
3- 6	0- 0	0- 0	AWAY	0- 1	3- 5	3- 4				
0- 0	0- 0	0- 0	NEUTRAL	0- 0	0- 0	0- 0				

RPI 1-25				RPI 26-50				RPI 51-100				RPI 101+ Team's RPI: 308			
RPI	S	Opponent	Score	RPI	S	Opponent	Score	RPI	S	Opponent	Score	RPI	S	Opponent	Score
13	A	South Fla.	43 90					94	A	Lamar University	55 90	103	A	Rice	45 67
								94	H	Lamar University	51 79	110	H	SFA	54 76
												121	A	Central Ark.	56 64
												136	A	Louisiana Tech	62 85
												179	A	Oral Roberts	56 78
												194	A	UTEP	62 69
												223	A	New Orleans	52 70
												230	A	Nicholls St.	45 63
												230	H	Nicholls St.	61 73
												236	A	A&M-Corpus Christi	49 50
												239	A	Abilene Christian	68 80
												280	A	McNeese	67 61
												280	H	McNeese	74 86
												290	H	Southeastern La.	61 76
												315	A	Incarnate Word	58 56
												315	H	Incarnate Word	67 56
												335	A	Sam Houston St.	69 61
												335	H	Sam Houston St.	65 62
												336	H	Northwestern St.	57 51
												337	A	La. -Monroe	73 77
LAST 12 Division I GAMES:															
315	H	Incarnate Word	67 56	121	A	Central Ark.	56 64								
280	A	McNeese	67 61	110	H	SFA	54 76								
94	A	Lamar University	55 90	236	A	A&M-Corpus Christi	49 50								
335	H	Sam Houston St.	65 62	315	A	Incarnate Word	58 56								
336	H	Northwestern St.	57 51	280	H	McNeese	74 86								
230	A	Nicholls St.	45 63	290	H	Southeastern La.	61 76								

Non-Div I Games: LeTourneau 88 43 Paul Quinn 74 54 Huston-Tillotson 76 72 Jarvis Christian 78 30
Houston Baptist

Average RPI Win: 293
Average RPI Loss: 178

WON-LOST
RECORD

WINNING
PCT. RANK

LAST 10
GAMES

STRENGTH OF
SCHEDULE

OPP. STRENGTH
OF SCHEDULE

TEAM
RPI

ADJ.
RPI

CONF.
RPI

ADJ CONF.
RPI

DIV. I ONLY	11- 17	232	4- 6	236	339	265	265	30	30
DIV. I NON-CONF.	4- 9	249	0- 0	78	295	231	231	30	30

TOTALS	RPI 1-25	RPI 26-50	W-L RECORDS	RPI 51-100	RPI 101-999	RPI 201+			
11- 17	0- 1	0- 1	OVERALL	0- 1	11- 14	10- 5			
8- 6	0- 0	0- 0	HOME	0- 0	8- 6	7- 1			
3- 11	0- 0	0- 0	AWAY	0- 0	3- 1	3- 1			
0- 0	0- 0	0- 0	NEUTRAL	0- 0	0- 0	0- 0			
4- 9	0- 1	0- 1	NON-CONFERENCE	0- 1	4- 6	4- 1			
4- 2	0- 0	0- 0	HOME	0- 0	4- 2	4- 0			
0- 7	0- 1	0- 1	AWAY	0- 1	0- 4	0- 1			
0- 0	0- 0	0- 0	NEUTRAL	0- 0	0- 0	0- 0			
7- 8	0- 0	0- 0	CONFERENCE	0- 0	7- 8	6- 4			
4- 4	0- 0	0- 0	HOME	0- 0	4- 4	3- 1			
3- 4	0- 0	0- 0	AWAY	0- 0	3- 4	3- 3			
0- 0	0- 0	0- 0	NEUTRAL	0- 0	0- 0	0- 0			

RPI 1-25				RPI 26-50				RPI 51-100				RPI 101+ Team's RPI: 265			
RPI	S	Opponent	Score	RPI	S	Opponent	Score	RPI	S	Opponent	Score	RPI	S	Opponent	Score
20	A	Maryland	49 111	28	A	Georgia	47 87	53	A	Mercer	44 70	112	A	Georgetown	41 93
												118	A	Cincinnati	53 87
												126	H	Bethune-Cookman	55 59
												154	H	William & Mary	71 83
												172	A	N.C. A&T	53 91
												172	H	N.C. A&T	68 76
												176	H	Brown	81 85
												192	H	Norfolk St.	53 59
												195	A	Siena	61 72
												198	H	Hampton	68 63
												253	H	St. Francis Brooklyn	72 69
												254	H	Campbell	63 61
												266	A	Morgan St.	68 61
												274	A	UMES	52 58
												274	H	UMES	79 83
												286	H	Fairleigh Dickinson	68 65
												291	A	Vermont	65 88
												309	H	FIU	69 62
												318	A	N.C. Central	77 78
												318	H	N.C. Central	69 54
												321	A	South Carolina St.	68 58
												334	H	Delaware St.	78 70
												343	A	Savannah St.	87 59
												344	A	Florida A&M	59 74
												344	H	Florida A&M	76 65
LAST 12 Division I GAMES:															
192	H	Norfolk St.	53 59	344	H	Florida A&M	76 65								
334	H	Delaware St.	78 70	274	A	UMES	52 58								
318	A	N.C. Central	77 78	172	H	N.C. A&T	68 76								
172	A	N.C. A&T	53 91	318	H	N.C. Central	69 54								
274	H	UMES	79 83	343	A	Savannah St.	87 59								
266	A	Morgan St.	68 61	321	A	South Carolina St.	68 58								

Howard

Howard

Non-Div I Games:

Howard

Loss, Non-Conf, S Site, H Home A Away N Neutral

Average RPI Win:	208	WON-LOST	WINNING	LAST 10	STRENGTH OF	OPP. STRENGTH	TEAM	ADJ.	CONF.	ADJ CONF.
Average RPI Loss:	70	RECORD	PCT. RANK	GAMES	SCHEDULE	OF SCHEDULE	RPI	RPI	RPI	RPI
DIV. I ONLY	20- 8	62	6- 4	156	118	82	82	11	11	
DIV. I NON-CONF.	7- 3	74	0- 0	176	54	64	64	14	14	

TOTALS	RPI 1-25	RPI 26-50	W-L RECORDS	RPI 51-100	RPI 101-999	RPI 201+				
20- 8	0- 3	0- 1	OVERALL	3- 2	17- 2	9- 0				
6- 5	0- 1	0- 0	HOME	0- 2	6- 2	4- 0				
13- 3	0- 2	0- 1	AWAY	2- 0	11- 0	5- 0				
1- 0	0- 0	0- 0	NEUTRAL	1- 0	0- 0	0- 0				
7- 3	0- 1	0- 1	NON-CONFERENCE	2- 1	5- 0	3- 0				
1- 1	0- 0	0- 0	HOME	0- 1	1- 0	1- 0				
5- 2	0- 1	0- 1	AWAY	1- 0	4- 0	2- 0				
1- 0	0- 0	0- 0	NEUTRAL	1- 0	0- 0	0- 0				
13- 5	0- 2	0- 0	CONFERENCE	1- 1	12- 2	6- 0				
5- 4	0- 1	0- 0	HOME	0- 1	5- 2	3- 0				
8- 1	0- 1	0- 0	AWAY	1- 0	7- 0	3- 0				
0- 0	0- 0	0- 0	NEUTRAL	0- 0	0- 0	0- 0				

RPI 1-25				RPI 26-50				RPI 51-100				Team's RPI: 82				RPI 101+			
RPI	S	Opponent	Score	RPI	S	Opponent	Score	RPI	S	Opponent	Score	RPI	S	Opponent	Score	RPI	S	Opponent	Score
22	A	Green Bay	45 52	44	A	UCF	59 63	73	N	Wyomi ng	65 59	116	A	Clevel and St.	77 64	116	H	Clevel and St.	94 56
22	H	Green Bay	34 60					80	H	Mi ami (OH)	83 96	119	A	Milwaukee	70 68				
24	A	DePaul	71 85					90	A	Ohio	76 52	119	H	Milwaukee	60 67				
								95	A	Wright St.	64 61	139	A	UNI	54 48	154	A	Youngstown St.	65 43
								95	H	Wright St.	63 66	154	H	Youngstown St.	67 70	187	A	Oakl and	73 55
												187	H	Oakl and	80 64	189	A	Memphi s	80 57
												255	A	Northern Ky.	71 35	255	H	Northern Ky.	56 54
												258	H	Indiana St.	86 57	310	A	Tennessee Tech	68 54
												319	A	Detroit Mercy	91 59	319	H	Detroit Mercy	90 62
												326	A	Ga. Southern	72 52	329	A	Ill. -Chi cago	82 46
												329	H	Ill. -Chi cago	68 43				
LAST 12 Division I GAMES:																			
255	H	Northern Ky.	56 54	154	H	Youngstown St.	67 70												
95	H	Wright St.	63 66	329	H	Ill. -Chi cago	68 43												
119	H	Milwaukee	60 67	22	A	Green Bay	45 52												
319	A	Detroit Mercy	91 59	119	A	Milwaukee	70 68												
187	A	Oakl and	73 55	95	A	Wright St.	64 61												
116	H	Clevel and St.	94 56	255	A	Northern Ky.	71 35												

Non-Div I Games: Georgetown (KY) 85 52

IUPUI

Average RPI Win:	209	WON-LOST	WINNING	LAST 10	STRENGTH OF	OPP. STRENGTH	TEAM	ADJ.	CONF.	ADJ CONF.
Average RPI Loss:	136	RECORD	PCT. RANK	GAMES	SCHEDULE	OF SCHEDULE	RPI	RPI	RPI	RPI
DIV. I ONLY	15- 12	138	8- 2	179	134	148	148	19	19	
DIV. I NON-CONF.	3- 7	254	0- 0	124	88	208	208	13	13	

TOTALS	RPI 1-25	RPI 26-50	W-L RECORDS	RPI 51-100	RPI 101-999	RPI 201+				
15- 12	0- 1	1- 1	OVERALL	0- 3	14- 7	8- 3				
7- 6	0- 0	0- 1	HOME	0- 1	7- 4	4- 1				
8- 5	0- 0	1- 0	AWAY	0- 0	7- 0	4- 0				
0- 1	0- 0	0- 0	NEUTRAL	0- 1	0- 0	0- 0				
3- 7	0- 1	0- 0	NON-CONFERENCE	0- 3	3- 3	2- 2				
1- 3	0- 0	0- 0	HOME	0- 1	1- 2	1- 1				
2- 3	0- 1	0- 0	AWAY	0- 1	2- 1	1- 1				
0- 1	0- 0	0- 0	NEUTRAL	0- 1	0- 0	0- 0				
12- 5	0- 0	1- 1	CONFERENCE	0- 0	11- 4	6- 1				
6- 3	0- 0	0- 1	HOME	0- 0	6- 2	3- 0				
6- 2	0- 0	1- 0	AWAY	0- 0	5- 2	3- 1				
0- 0	0- 0	0- 0	NEUTRAL	0- 0	0- 0	0- 0				

RPI 1-25				RPI 26-50				RPI 51-100				RPI 101+				Team's RPI: 148
RPI	S	Opponent	Score	RPI	S	Opponent	Score	RPI	S	Opponent	Score	RPI	S	Opponent	Score	
6	A	Ohio St.	56 99	37	A	Northern Colo.	79 71	57	A	Arizona St.	33 77	120	A	Colorado St.	83 69	
				37	H	Northern Colo.	72 78	73	H	Wyoming	64 70	130	A	Portland St.	101 90	
								78	N	TCU	76 86	130	H	Portland St.	61 60	
												142	A	Eastern Wash.	64 71	
												142	H	Eastern Wash.	85 71	
												150	H	Idaho St.	52 62	
												151	H	Weber St.	88 105	
												183	A	North Dakota	78 64	
												183	H	North Dakota	80 75	
												196	H	Washington	69 81	
												213	A	CSUN	80 75	
												215	A	Montana St.	95 77	
												222	H	Seattle U	60 68	
												239	A	Abilene Christian	72 82	
												240	A	Montana	67 56	
												278	A	Sacramento St.	64 79	
												278	H	Sacramento St.	101 66	
												305	A	Northern Ariz.	93 83	
												305	H	Northern Ariz.	83 68	
												325	H	Cal St. Fullerton	80 60	
												328	H	Southern Utah	74 51	

LAST 12 Division I GAMES:																
305	A	Northern Ariz.	93 83	278	H	Sacramento St.	101 66	130	H	Portland St.	61 60	183	A	North Dakota	78 64	
151	H	Weber St.	88 105	37	A	Northern Colo.	79 71	305	H	Northern Ariz.	83 68	328	H	Southern Utah	74 51	
150	H	Idaho St.	52 62													
240	A	Montana	67 56													
215	A	Montana St.	95 77													
142	H	Eastern Wash.	85 71													

Non-Div I Games: Eastern Ore. 84 70

Idaho

Average RPI Win: 234

Average RPI Loss: 149

WON-LOST
RECORDWINNING
PCT. RANKLAST 10
GAMESSTRENGTH OF
SCHEDULEOPP. STRENGTH
OF SCHEDULETEAM
RPIADJ.
RPICONF.
RPIADJ CONF.
RPI

DIV. I ONLY	16- 10	105	6- 4	307	164	150	150	19	19
DIV. I NON-CONF.	6- 3	87	0- 0	313	180	118	118	13	13

TOTALS	RPI 1-25	RPI 26-50	W-L RECORDS	RPI 51-100	RPI 101-999	RPI 201+			
16- 10	0- 0	0- 2	OVERALL	0- 1	16- 7	9- 3			
6- 3	0- 0	0- 1	HOME	0- 0	6- 2	4- 1			
10- 7	0- 0	0- 0	AWAY	0- 0	10- 0	5- 0			
0- 0	0- 0	0- 0	NEUTRAL	0- 0	0- 0	0- 0			
6- 3	0- 0	0- 0	NON-CONFERENCE	0- 1	6- 2	4- 1			
1- 0	0- 0	0- 0	HOME	0- 0	1- 0	1- 0			
5- 3	0- 0	0- 0	AWAY	0- 1	5- 2	3- 1			
0- 0	0- 0	0- 0	NEUTRAL	0- 0	0- 0	0- 0			
10- 7	0- 0	0- 2	CONFERENCE	0- 0	10- 5	5- 2			
5- 3	0- 0	0- 1	HOME	0- 0	5- 2	3- 1			
5- 4	0- 0	0- 1	AWAY	0- 0	5- 3	2- 1			
0- 0	0- 0	0- 0	NEUTRAL	0- 0	0- 0	0- 0			

RPI 1-25				RPI 26-50				RPI 51-100				RPI 101+				Team's RPI: 150
RPI	S	Opponent	Score	RPI	S	Opponent	Score	RPI	S	Opponent	Score	RPI	S	Opponent	Score	
				37	A	Northern Colo.	52 75	73	A	Wyoming	53 61	107	A	Washington St.	55 72	
				37	H	Northern Colo.	57 63					130	A	Portland St.	88 59	
												130	H	Portland St.	72 64	
												142	A	Eastern Wash.	64 66	
												148	A	Idaho	62 52	
												151	A	Weber St.	73 84	
												151	H	Weber St.	70 76	
												181	A	UC Irvine	78 72	
												183	A	North Dakota	68 55	
												183	H	North Dakota	57 46	
												196	A	Washington	79 59	
												215	H	Montana St.	60 61	
												222	A	Seattle U	74 69	
												246	A	Pepperdine	74 80	
												250	A	Hawaii	64 62	
												278	A	Sacramento St.	85 71	
												278	H	Sacramento St.	83 71	
												303	H	Utah St.	64 44	
												305	A	Northern Ariz.	75 55	
												305	H	Northern Ariz.	76 59	
												323	A	Utah Valley	70 58	
												328	A	Southern Utah	70 76	
												328	H	Southern Utah	66 39	
LAST 12 Division I GAMES:																
				215	H	Montana St.	60 61	37	A	Northern Colo.	52 75					
				142	A	Eastern Wash.	64 66	328	H	Southern Utah	66 39					
				148	A	Idaho	62 52	305	H	Northern Ariz.	76 59					
				130	H	Portland St.	72 64	151	A	Weber St.	73 84					
				278	H	Sacramento St.	83 71	278	A	Sacramento St.	85 71					
				183	A	North Dakota	68 55	130	A	Portland St.	88 59					

Non-Div I Games: Westminster (UT) 83 45 Col. of Idaho 89 32

Idaho St.

■ Loss,
 ■ Non-Conf,
 ■ S Site,
 ■ Home
 ■ A Away
 N Neutral

Average RPI Win: 271	WON-LOST RECORD	WINNING PCT. RANK	LAST 10 GAMES	STRENGTH OF SCHEDULE	OPP. STRENGTH OF SCHEDULE	TEAM RPI	ADJ. RPI	CONF. RPI	ADJ CONF. RPI
Average RPI Loss: 172									
DIV. I ONLY	6- 21	309	1- 9	280	223	329	329	11	11
DIV. I NON-CONF.	5- 4	146	0- 0	347	347	326	326	14	14

TOTALS	RPI 1-25	RPI 26-50	W-L RECORDS	RPI 51-100	RPI 101-999	RPI 201+			
6- 21	0- 2	0- 0	OVERALL	0- 4	6- 15	6- 7			
5- 10	0- 1	0- 0	HOME	0- 2	5- 7	5- 3			
1- 11	0- 1	0- 0	AWAY	0- 2	1- 8	1- 4			
0- 0	0- 0	0- 0	NEUTRAL	0- 0	0- 0	0- 0			
5- 4	0- 0	0- 0	NON-CONFERENCE	0- 0	5- 4	5- 4			
4- 2	0- 0	0- 0	HOME	0- 0	4- 2	4- 2			
1- 2	0- 0	0- 0	AWAY	0- 0	1- 2	1- 2			
0- 0	0- 0	0- 0	NEUTRAL	0- 0	0- 0	0- 0			
1- 17	0- 2	0- 0	CONFERENCE	0- 4	1- 11	1- 3			
1- 8	0- 1	0- 0	HOME	0- 2	1- 5	1- 1			
0- 9	0- 1	0- 0	AWAY	0- 2	0- 6	0- 2			
0- 0	0- 0	0- 0	NEUTRAL	0- 0	0- 0	0- 0			

RPI 1-25				RPI 26-50				RPI 51-100				RPI 101+ Team's RPI: 329			
RPI	S	Opponent	Score	RPI	S	Opponent	Score	RPI	S	Opponent	Score	RPI	S	Opponent	Score
22	A	Green Bay	36 65					82	A	IUPUI	43 68	116	A	Cleveland St.	67 70
22	H	Green Bay	37 66					82	H	IUPUI	46 82	116	H	Cleveland St.	42 64
								95	A	Wright St.	50 60	119	A	Milwaukee	44 59
								95	H	Wright St.	53 80	119	H	Milwaukee	53 76
												154	A	Youngstown St.	63 76
												154	H	Youngstown St.	52 71
												187	A	Oakland	78 95
												187	H	Oakland	63 67
												214	H	Eastern Mich.	73 70
												221	H	North Texas	70 67
												255	A	Northern Ky.	53 61
												255	H	Northern Ky.	73 55
												258	H	Indiana St.	55 46
												260	A	Bradley	48 58
												283	H	Santa Clara	36 45
												304	A	Loyola Chicago	55 57
												319	A	Detroit Mercy	60 73
												319	H	Detroit Mercy	58 61
												320	H	Jackson St.	63 76
												327	A	Fort Wayne	67 51
												349	H	Evansville	96 77

LAST 12 Division I GAMES:															
				95	H	Wright St.	53 80					116	H	Cleveland St.	42 64
				255	H	Northern Ky.	73 55					82	A	IUPUI	43 68
				22	H	Green Bay	37 66					119	A	Milwaukee	44 59
				187	A	Oakland	78 95					22	A	Green Bay	36 65
				319	A	Detroit Mercy	60 73					255	A	Northern Ky.	53 61
				154	H	Youngstown St.	52 71					95	A	Wright St.	50 60

Non-Div I Games: Bethel (IN) 66 46 Ind.-Northwest 74 56

Average RPI Win: 250	WON-LOST RECORD	WINNING PCT. RANK	LAST 10 GAMES	STRENGTH OF SCHEDULE	OPP. STRENGTH OF SCHEDULE	TEAM RPI	ADJ. RPI	CONF. RPI	ADJ. CONF. RPI
Average RPI Loss: 71									
DIV. I ONLY	9- 22	278	0- 10	91	71	224	224	3	3
DIV. I NON-CONF.	9- 5	99	0- 0	229	212	147	147	4	4

TOTALS	RPI 1-25	RPI 26-50	W-L RECORDS	RPI 51-100	RPI 101-999	RPI 201+			
9- 22	0- 4	0- 3	OVERALL	0- 12	9- 3	6- 1			
6- 10	0- 2	0- 1	HOME	0- 5	6- 2	6- 1			
1- 11	0- 2	0- 2	AWAY	0- 6	1- 1	0- 0			
2- 1	0- 0	0- 0	NEUTRAL	0- 1	2- 0	0- 0			
9- 5	0- 1	0- 0	NON-CONFERENCE	0- 4	9- 0	6- 0			
6- 2	0- 0	0- 0	HOME	0- 2	6- 0	6- 0			
1- 3	0- 1	0- 0	AWAY	0- 2	1- 0	0- 0			
2- 0	0- 0	0- 0	NEUTRAL	0- 0	2- 0	0- 0			
0- 17	0- 3	0- 3	CONFERENCE	0- 8	0- 3	0- 1			
0- 8	0- 2	0- 1	HOME	0- 3	0- 2	0- 1			
0- 8	0- 1	0- 2	AWAY	0- 4	0- 1	0- 0			
0- 1	0- 0	0- 0	NEUTRAL	0- 1	0- 0	0- 0			

RPI 1-25				RPI 26-50				RPI 51-100				RPI 101+ Team's RPI: 224			
RPI	S	Opponent	Score	RPI	S	Opponent	Score	RPI	S	Opponent	Score	RPI	S	Opponent	Score
6	H	Ohio St.	69 88	38	A	Michigan	42 86	52	A	FGCU	61 85	133	N	Wichita St.	68 67
15	H	Iowa	71 84	42	A	Rutgers	37 76	54	A	Indiana	54 70	165	A	Northwestern	61 68
18	A	Missouri	55 72	46	H	Minnesota	75 84	55	A	Purdue	51 64	165	H	Northwestern	59 74
20	A	Maryland	65 100					55	H	Purdue	54 73	181	N	UC Irvine	65 59
								61	H	Michigan St.	55 67	189	A	Memphis	63 47
								63	A	Nebraska	47 62	203	H	Wisconsin	61 70
								63	H	Nebraska	72 80	242	H	Austin Peay	59 47
								74	H	Virginia Tech	49 96	258	H	Indiana St.	81 52
								86	A	Penn St.	59 68	260	H	Bradley	74 62
								86	N	Penn St.	57 83	319	H	Detroit Mercy	73 65
								87	A	New Mexico	68 97	327	H	Fort Wayne	64 50
								99	H	Western Ill.	67 77	345	H	Chicago St.	66 56

LAST 12 Division I GAMES:															
				86	N	Penn St.	57 83	55	H	Purdue	54 73				
				46	H	Minnesota	75 84	63	A	Nebraska	47 62				
				55	A	Purdue	51 64	203	H	Wisconsin	61 70				
				165	A	Northwestern	61 68	86	A	Penn St.	59 68				
				6	H	Ohio St.	69 88	38	A	Michigan	42 86				
				54	A	Indiana	54 70	61	H	Michigan St.	55 67				

Non-Div I Games:

Illinois

Average RPI Win: 247		WON-LOST RECORD	WINNING PCT. RANK	LAST 10 GAMES	STRENGTH OF SCHEDULE	OPP. STRENGTH OF SCHEDULE	TEAM RPI	ADJ. RPI	CONF. RPI	ADJ. CONF. RPI
Average RPI Loss: 159										
DIV. I ONLY		13- 15	202	5- 5	287	237	249	249	23	23
DIV. I NON-CONF.		6- 5	153	0- 0	233	220	196	196	21	21
TOTALS		RPI 1-25	RPI 26-50	W-L RECORDS		RPI 51-100	RPI 101-999	RPI 201+		
13- 15	0- 0		0- 0	OVERALL		0- 4	13- 11	9- 4		
9- 6	0- 0		0- 0	HOME		0- 2	9- 4	7- 1		
3- 9	0- 0		0- 0	AWAY		0- 0	3- 1	2- 1		
1- 0	0- 0		0- 0	NEUTRAL		0- 0	1- 0	0- 0		
6- 5	0- 0		0- 0	NON-CONFERENCE		0- 0	6- 5	4- 0		
4- 2	0- 0		0- 0	HOME		0- 0	4- 2	3- 0		
1- 3	0- 0		0- 0	AWAY		0- 0	1- 3	1- 0		
1- 0	0- 0		0- 0	NEUTRAL		0- 0	1- 0	0- 0		
7- 10	0- 0		0- 0	CONFERENCE		0- 4	7- 6	5- 4		
5- 4	0- 0		0- 0	HOME		0- 2	5- 2	4- 1		
2- 6	0- 0		0- 0	AWAY		0- 2	2- 4	1- 3		
0- 0	0- 0		0- 0	NEUTRAL		0- 0	0- 0	0- 0		

RPI 1-25				RPI 26-50				RPI 51-100				RPI 101+				Team's RPI: 249	
RPI	S	Opponent	Score	RPI	S	Opponent	Score	RPI	S	Opponent	Score	RPI	S	Opponent	Score		
								76	A	Drake	64	80	105	A	George Mason	37	56
								76	H	Drake	58	65	116	H	Cleveland St.	47	56
								92	A	Missouri St.	58	75	119	A	Milwaukee	59	61
								92	H	Missouri St.	50	56	123	H	Butler	45	56
													135	N	Northeastern	65	55
													139	A	UNI	48	66
													139	H	UNI	36	58
													156	A	Southern Ill.	39	36
													156	H	Southern Ill.	49	46
													162	H	SIUE	62	47
													187	A	Oakland	43	64
													214	H	Eastern Mich.	65	56
													255	H	Northern Ky.	49	37
													258	A	Indiana St.	49	52
													258	H	Indiana St.	63	53
													260	H	Bradley	42	62
													284	H	UMKC	64	53
													294	A	Valparaiso	50	56
													294	H	Valparaiso	63	55
													301	A	Long Beach St.	59	51
													304	A	Loyola Chicago	59	62
													304	H	Loyola Chicago	57	49
													349	A	Evansville	67	43
													349	H	Evansville	70	44
LAST 12 Division I GAMES:																	
								76	A	Drake	64	80	294	H	Valparaiso	63	55
								139	A	UNI	48	66	304	H	Loyola Chicago	57	49
								349	H	Evansville	70	44	139	H	UNI	36	58
								258	H	Indiana St.	63	53	76	H	Drake	58	65
								92	A	Missouri St.	58	75	258	A	Indiana St.	49	52
								156	A	Southern Ill.	39	36	349	A	Evansville	67	43

Non-Div I Games:

Illinois St.

Loss, Non-Conf, S Site, H Home A Away N Neutral

Average RPI Win:	300	WON-LOST	WINNING	LAST 10	STRENGTH OF	OPP. STRENGTH	TEAM	ADJ.	CONF.	ADJ CONF.
Average RPI Loss:	176	RECORD	PCT. RANK	GAMES	SCHEDULE	OF SCHEDULE	RPI	RPI	RPI	RPI

DIV. I ONLY	3- 24	334	1- 9	141	330	315	315	27	27
DIV. I NON-CONF.	0- 10	337	0- 0	28	298	282	282	26	26

TOTALS	RPI 1-25	RPI 26-50	W-L RECORDS	RPI 51-100	RPI 101-999	RPI 201+			
3- 24	0- 0	0- 0	OVERALL	0- 6	3- 18	3- 11			
1- 10	0- 0	0- 0	HOME	0- 2	1- 8	1- 5			
2- 14	0- 0	0- 0	AWAY	0- 1	2- 1	2- 1			
0- 0	0- 0	0- 0	NEUTRAL	0- 0	0- 0	0- 0			
0- 10	0- 0	0- 0	NON-CONFERENCE	0- 4	0- 6	0- 2			
0- 3	0- 0	0- 0	HOME	0- 1	0- 2	0- 1			
0- 7	0- 0	0- 0	AWAY	0- 3	0- 4	0- 1			
0- 0	0- 0	0- 0	NEUTRAL	0- 0	0- 0	0- 0			
3- 14	0- 0	0- 0	CONFERENCE	0- 2	3- 12	3- 9			
1- 7	0- 0	0- 0	HOME	0- 1	1- 6	1- 4			
2- 7	0- 0	0- 0	AWAY	0- 1	2- 6	2- 5			
0- 0	0- 0	0- 0	NEUTRAL	0- 0	0- 0	0- 0			

RPI 1-25	RPI 26-50	RPI 51-100	RPI 101+	Team's RPI: 315
RPI S Opponent Score	RPI S Opponent Score	RPI S Opponent Score	RPI S Opponent Score	
		51 A Oklahoma St. 35 86	103 A Rice 43 60	
		59 H South Dakota 51 81	110 A SFA 49 60	
		70 A Houston 67 98	110 H SFA 50 75	
		94 A Lamar University 54 77	121 H Central Ark. 35 57	
		94 H Lamar University 47 71	143 H Texas St. 33 74	
		97 A Utah 31 90	151 A Weber St. 55 79	
			168 A UT Arlington 48 61	
			223 A New Orleans 50 52	
			223 H New Orleans 45 72	
			230 H Nicholls St. 64 62	
			236 A A&M-Corpus Christi 59 75	
			236 H A&M-Corpus Christi 58 62	
			239 A Abilene Christian 56 58	
			241 A Texas Tech 54 80	
			276 H Massachusetts 45 64	
			280 H McNeese 57 66	
			290 A Southeastern La. 54 65	
			308 A Houston Baptist 56 67	
			308 H Houston Baptist 56 58	
			335 A Sam Houston St. 56 49	
			336 A Northwestern St. 57 53	
LAST 12 Division I GAMES:				
308 A Houston Baptist 56 67	290 A Southeastern La. 54 65			
236 A A&M-Corpus Christi 59 75	236 H A&M-Corpus Christi 58 62			
336 A Northwestern St. 57 53	223 H New Orleans 45 72			
110 H SFA 50 75	308 H Houston Baptist 56 58			
94 H Lamar University 47 71	223 A New Orleans 50 52			
239 A Abilene Christian 56 58	94 A Lamar University 54 77			

Non-Div I Games: Mary Hardin-Baylor 76 58

Incarnate Word

Average RPI Win:	127	WON-LOST	WINNING	LAST 10	STRENGTH OF	OPP. STRENGTH	TEAM	ADJ.	CONF.	ADJ CONF.
Average RPI Loss:	43	RECORD	PCT. RANK	GAMES	SCHEDULE	OF SCHEDULE	RPI	RPI	RPI	RPI
DIV. I ONLY	16- 13	140	8- 2	9	37	54	54	3	3	
DIV. I NON-CONF.	7- 6	165	0- 0	14	68	72	72	4	4	

TOTALS	RPI 1-25	RPI 26-50	W-L RECORDS	RPI 51-100	RPI 101-999	RPI 201+				
16- 13	0- 6	3- 2	OVERALL	5- 5	8- 0	5- 0				
10- 5	0- 2	2- 0	HOME	2- 3	6- 0	4- 0				
5- 6	0- 3	1- 1	AWAY	2- 2	2- 0	1- 0				
1- 2	0- 1	0- 1	NEUTRAL	1- 0	0- 0	0- 0				
7- 6	0- 2	1- 1	NON-CONFERENCE	1- 3	5- 0	3- 0				
4- 3	0- 1	1- 0	HOME	0- 2	3- 0	2- 0				
2- 1	0- 0	0- 0	AWAY	0- 1	2- 0	1- 0				
1- 2	0- 1	0- 1	NEUTRAL	1- 0	0- 0	0- 0				
9- 7	0- 4	2- 1	CONFERENCE	4- 2	3- 0	2- 0				
6- 2	0- 1	1- 0	HOME	2- 1	3- 0	2- 0				
3- 5	0- 3	1- 1	AWAY	2- 1	0- 0	0- 0				
0- 0	0- 0	0- 0	NEUTRAL	0- 0	0- 0	0- 0				

RPI 1-25				RPI 26-50				RPI 51-100				RPI 101+			
RPI	S	Opponent	Score	RPI	S	Opponent	Score	RPI	S	Opponent	Score	RPI	S	Opponent	Score
5	H	Louisville	59 72	35	N	Virginia	72 82	55	A	Purdue	52 44	128	A	Yale	72 68
6	A	Ohio St.	70 85	38	A	Michigan	79 84	55	H	Purdue	72 54	165	H	Northwestern	78 73
6	H	Ohio St.	62 77	42	H	Rutgers	64 58	61	A	Michigan St.	69 65	174	H	Southern U.	64 49
15	A	Iowa	62 75	43	H	Western Ky.	73 71	61	H	Michigan St.	46 68	203	H	Wisconsin	69 55
18	N	Missouri	55 75	46	A	Minnesota	82 70	63	H	Nebraska	83 75	212	H	Arkansas St.	93 51
20	A	Maryland	70 74					72	A	Saint Mary's (CA)	82 88	221	H	North Texas	68 63
								84	N	UAB	71 63	224	H	Illinois	70 54
								86	A	Penn St.	74 77	255	A	Northern Ky.	67 56
								96	H	Auburn	53 65				
								98	H	Chattanooga	61 64				
LAST 12 Division I GAMES:															
15	A	Iowa	62 75	42	H	Rutgers	64 58	203	H	Wisconsin	69 55				
46	A	Minnesota	82 70	61	A	Michigan St.	69 65	20	A	Maryland	70 74				
63	H	Nebraska	83 75	6	H	Ohio St.	62 77	38	A	Michigan	79 84				
55	A	Purdue	52 44												
224	H	Illinois	70 54												
165	H	Northwestern	78 73												

Non-Div I Games:

Indiana

Average RPI Win:	290	WON-LOST	WINNING	LAST 10	STRENGTH OF	OPP. STRENGTH	TEAM	ADJ.	CONF.	ADJ CONF.
Average RPI Loss:	138	RECORD	PCT. RANK	GAMES	SCHEDULE	OF SCHEDULE	RPI	RPI	RPI	RPI
DIV. I ONLY	10- 16	236	7- 3	232	244	258	258	23	23	
DIV. I NON-CONF.	1- 9	318	0- 0	108	145	285	285	21	21	
<hr/>										
TOTALS	RPI 1-25	RPI 26-50	W-L RECORDS	RPI 51-100	RPI 101-999	RPI 201+				
10- 16	0- 1	0- 0	OVERALL	0- 6	10- 9	10- 4				
5- 9	0- 1	0- 0	HOME	0- 3	5- 5	5- 1				
4- 6	0- 0	0- 0	AWAY	0- 2	4- 4	4- 3				
1- 1	0- 0	0- 0	NEUTRAL	0- 1	1- 0	1- 0				
1- 9	0- 1	0- 0	NON-CONFERENCE	0- 3	1- 5	1- 3				
0- 5	0- 1	0- 0	HOME	0- 1	0- 3	0- 1				
0- 3	0- 0	0- 0	AWAY	0- 1	0- 2	0- 2				
1- 1	0- 0	0- 0	NEUTRAL	0- 1	1- 0	1- 0				
9- 7	0- 0	0- 0	CONFERENCE	0- 3	9- 4	9- 1				
5- 4	0- 0	0- 0	HOME	0- 2	5- 2	5- 0				
4- 3	0- 0	0- 0	AWAY	0- 1	4- 2	4- 1				
0- 0	0- 0	0- 0	NEUTRAL	0- 0	0- 0	0- 0				

RPI 1-25				RPI 26-50				RPI 51-100				RPI 101+				Team's RPI: 258
RPI	S	Opponent	Score	RPI	S	Opponent	Score	RPI	S	Opponent	Score	RPI	S	Opponent	Score	
23	H	Central Mich.	67 77					59	N	South Dakota	59 71	123	H	Butler	51 60	
								76	A	Drake	64 85	124	H	Saint Louis	59 60	
								76	H	Drake	51 84	139	A	UNI	53 59	
								80	H	Miami (OH)	56 68	139	H	UNI	46 56	
								82	A	IUPUI	57 86	156	H	Southern Ill.	45 64	
								92	H	Missouri St.	63 77	224	A	Illinois	52 81	
												229	H	Fla. Atlantic	58 66	
												240	N	Montana	57 45	
												249	A	Illinois St.	53 63	
												249	H	Illinois St.	52 49	
												260	A	Bradley	74 70	
												260	H	Bradley	65 50	
												294	A	Valparaiso	67 54	
												294	H	Valparaiso	64 46	
												304	A	Loyola Chicago	73 65	
												304	H	Loyola Chicago	74 67	
												329	A	Ill. -Chicago	46 55	
												349	A	Evansville	66 57	
												349	H	Evansville	56 48	
<hr/>																
LAST 12 Division I GAMES:																
304	H	Loyola Chicago	74 67	349	A	Evansville	66 57									
294	H	Valparaiso	64 46	294	A	Valparaiso	67 54									
260	A	Bradley	74 70	304	A	Loyola Chicago	73 65									
249	A	Illinois St.	53 63	249	H	Illinois St.	52 49									
76	H	Drake	51 84	260	H	Bradley	65 50									
139	H	UNI	46 56	139	A	UNI	53 59									

Non-Div I Games: Missouri S&T 84 51

Indiana St.

Average RPI Win:	347	WON-LOST	WINNING	LAST 10	STRENGTH OF	OPP. STRENGTH	TEAM	ADJ.	CONF.	ADJ CONF.
Average RPI Loss:	192	RECORD	PCT. RANK	GAMES	SCHEDULE	OF SCHEDULE	RPI	RPI	RPI	RPI
DIV. I ONLY	2- 27	345	2- 8	239	286	338	338	28	28	
DIV. I NON-CONF.	0- 11	337	0- 0	123	205	324	324	25	25	

TOTALS	RPI 1-25	RPI 26-50	W-L RECORDS	RPI 51-100	RPI 101-999	RPI 201+				
2- 27	0- 0	0- 2	OVERALL	0- 5	2- 20	2- 13				
1- 13	0- 0	0- 1	HOME	0- 2	1- 10	1- 6				
1- 14	0- 0	0- 1	AWAY	0- 3	1- 10	1- 7				
0- 0	0- 0	0- 0	NEUTRAL	0- 0	0- 0	0- 0				
0- 11	0- 0	0- 0	NON-CONFERENCE	0- 5	0- 6	0- 3				
0- 5	0- 0	0- 0	HOME	0- 2	0- 3	0- 1				
0- 6	0- 0	0- 0	AWAY	0- 3	0- 3	0- 2				
0- 0	0- 0	0- 0	NEUTRAL	0- 0	0- 0	0- 0				
2- 16	0- 0	0- 2	CONFERENCE	0- 0	2- 14	2- 10				
1- 8	0- 0	0- 1	HOME	0- 0	1- 7	1- 5				
1- 8	0- 0	0- 1	AWAY	0- 0	1- 7	1- 5				
0- 0	0- 0	0- 0	NEUTRAL	0- 0	0- 0	0- 0				

RPI	S	Opponent	Score	RPI	S	Opponent	Score	RPI	S	Opponent	Score	RPI	S	Opponent	Score
41	A	Qui nni pi ac	47 90	67	H	Toledo	57 74	169	H	Kansas	58 72				
41	H	Qui nni pi ac	38 74	71	A	Duquesne	59 80	173	A	Marist	55 75				
				79	A	Fordham	48 78	173	H	Marist	45 55				
				88	H	Bucknell	53 60	178	A	Stony Brook	46 63				
				100	A	Jacksonville	62 71	193	H	Temple	54 59				
								195	A	Siena	51 64				
								195	H	Siena	48 70				
								228	A	Niagara	59 73				
								237	H	Hofstra	43 68				
								253	A	St. Francis Brooklyn	63 72				
								259	A	Manhattan	63 67				
								259	H	Manhattan	48 57				
								261	A	Rider	53 80				
								261	H	Rider	49 62				
								267	A	Fairfield	39 59				
								267	H	Fairfield	68 78				
								275	A	Arizona	58 71				
								279	H	Canisius	49 53				
								293	A	Monmouth	56 68				
								293	H	Monmouth	56 62				
								347	A	Saint Peter's	55 31				
								347	H	Saint Peter's	52 42				
LAST 12 Division I GAMES:															
267	A	Fairfield	39 59	41	A	Qui nni pi ac	47 90								
173	H	Marist	45 55	173	A	Marist	55 75								
259	H	Manhattan	48 57	347	H	Saint Peter's	52 42								
347	A	Saint Peter's	55 31	261	H	Rider	49 62								
261	A	Rider	53 80	293	A	Monmouth	56 68								
267	H	Fairfield	68 78	195	H	Siena	48 70								

Non-Div I Games:

Iona

Average RPI Win: 119	WON-LOST RECORD	WINNING PCT. RANK	LAST 10 GAMES	STRENGTH OF SCHEDULE	OPP. STRENGTH OF SCHEDULE	TEAM RPI	ADJ. RPI	CONF. RPI	ADJ. CONF. RPI
Average RPI Loss: 42									
DIV. I ONLY	23- 6	27	8- 2	18	59	15	15	3	3
DIV. I NON-CONF.	12- 1	6	0- 0	34	82	11	11	4	4

TOTALS	RPI 1-25	RPI 26-50	W-L RECORDS	RPI 51-100	RPI 101-999	RPI 201+			
23- 6	1- 2	6- 1	OVERALL	4- 3	12- 0	5- 0			
13- 3	1- 1	4- 0	HOME	3- 2	5- 0	2- 0			
7- 3	0- 1	1- 1	AWAY	1- 1	5- 0	2- 0			
3- 0	0- 0	1- 0	NEUTRAL	0- 0	2- 0	1- 0			
12- 1	0- 1	3- 0	NON-CONFERENCE	1- 0	8- 0	2- 0			
7- 1	0- 1	2- 0	HOME	1- 0	4- 0	1- 0			
2- 0	0- 0	0- 0	AWAY	0- 0	2- 0	0- 0			
3- 0	0- 0	1- 0	NEUTRAL	0- 0	2- 0	1- 0			
11- 5	1- 1	3- 1	CONFERENCE	3- 3	4- 0	3- 0			
6- 2	1- 0	2- 0	HOME	2- 2	1- 0	1- 0			
5- 3	0- 1	1- 1	AWAY	1- 1	3- 0	2- 0			
0- 0	0- 0	0- 0	NEUTRAL	0- 0	0- 0	0- 0			

RPI	S	Opponent	Score	RPI	S	Opponent	Score	RPI	S	Opponent	Score	RPI	S	Opponent	Score
6	H	Ohio St.	103 89	38	H	Michigan	82 72	54	H	Indiana	75 62	109	A	Iowa St.	61 55
7	H	Florida St.	93 94	41	H	Quinnipiac	83 67	55	H	Purdue	70 76	114	H	Northern Ill.	105 80
20	A	Maryland	64 80	42	A	Rutgers	77 67	61	A	Michigan St.	71 68	122	H	Western Mich.	79 56
				43	H	Western Ky.	104 97	63	A	Nebraska	65 74	139	A	UNI	71 47
				46	A	Minnesota	72 77	63	H	Nebraska	74 92	153	N	Charlotte	77 64
				46	H	Minnesota	92 84	76	H	Drake	79 66	165	A	Northwestern	70 61
				47	N	Elon	74 61	86	H	Penn St.	80 76	170	H	Samford	80 59

LAST 12 Division I GAMES:															
				54	H	Indiana	75 62	61	A	Michigan St.	71 68				
				42	A	Rutgers	77 67	63	H	Nebraska	74 92				
				203	H	Wisconsin	88 61	6	H	Ohio St.	103 89				
				165	A	Northwestern	70 61	46	A	Minnesota	72 77				
				86	H	Penn St.	80 76	63	A	Nebraska	65 74				
				46	H	Minnesota	92 84	55	H	Purdue	70 76				

Non-Div I Games:

Iowa

Average RPI Win: 177

Average RPI Loss: 52

WON-LOST
RECORDWINNING
PCT. RANKLAST 10
GAMESSTRENGTH OF
SCHEDULEOPP. STRENGTH
OF SCHEDULETEAM
RPIADJ.
RPICONF.
RPIADJ CONF.
RPI

DIV. I ONLY	13- 16	207	5- 5	39	24	109	109	4	4
DIV. I NON-CONF.	6- 5	153	0- 0	130	75	144	144	5	5
<hr/>									
TOTALS	RPI 1-25	RPI 26-50	W-L RECORDS	RPI 51-100	RPI 101-999	RPI 201+			
13- 16	0- 6	0- 2	OVERALL	4- 6	9- 2	6- 0			
7- 8	0- 3	0- 1	HOME	1- 4	6- 0	5- 0			
5- 7	0- 2	0- 1	AWAY	3- 2	2- 2	1- 0			
1- 1	0- 1	0- 0	NEUTRAL	0- 0	1- 0	0- 0			
6- 5	0- 2	0- 0	NON-CONFERENCE	1- 1	5- 2	4- 0			
5- 1	0- 1	0- 0	HOME	1- 0	4- 0	4- 0			
0- 3	0- 0	0- 0	AWAY	0- 1	0- 2	0- 0			
1- 1	0- 1	0- 0	NEUTRAL	0- 0	1- 0	0- 0			
7- 11	0- 4	0- 2	CONFERENCE	3- 5	4- 0	2- 0			
2- 7	0- 2	0- 1	HOME	0- 4	2- 0	1- 0			
5- 4	0- 2	0- 1	AWAY	3- 1	2- 0	1- 0			
0- 0	0- 0	0- 0	NEUTRAL	0- 0	0- 0	0- 0			

RPI 1-25				RPI 26-50				RPI 51-100				RPI 101+ Team's RPI: 109			
RPI	S	Opponent	Score	RPI	S	Opponent	Score	RPI	S	Opponent	Score	RPI	S	Opponent	Score
4	A	Bayl or	49 89	30	A	Okl ahoma	71 80	51	A	Okl ahoma St.	78 69	127	N	Tul ane	67 64
4	H	Bayl or	50 79	30	H	Okl ahoma	69 74	51	H	Okl ahoma St.	73 81	139	A	UNI	53 57
11	A	Texas	55 87					59	H	South Dakota	81 76	144	A	Vanderbi l t	74 77
11	H	Texas	59 72					65	A	West Vi rgi ni a	49 57	169	A	Kansas	65 56
15	H	Iowa	55 61					65	H	West Vi rgi ni a	59 69	169	H	Kansas	71 69
23	N	Central Mich.	60 81					76	A	Drake	80 83	230	H	Ni choll s St.	75 47
								78	A	TCU	66 63	241	A	Texas Tech	66 54
								78	H	TCU	52 75	241	H	Texas Tech	69 57
								93	A	Kansas St.	80 45	247	H	UC Ri versi de	89 66
								93	H	Kansas St.	60 67	284	H	UMKC	61 45
												318	H	N. C. Central	99 58
<hr/>															
LAST 12 Division I GAMES:															
169	A	Kansas	65 56	93	A	Kansas St.	80 45								
11	H	Texas	59 72	78	H	TCU	52 75								
30	A	Okl ahoma	71 80	11	A	Texas	55 87								
241	H	Texas Tech	69 57	51	A	Okl ahoma St.	78 69								
78	A	TCU	66 63	65	H	West Vi rgi ni a	59 69								
51	H	Okl ahoma St.	73 81	4	H	Bayl or	50 79								

Non-Div I Games:

Iowa St.

■ Loss,
 ■ Non-Conf,
 ■ S Site,
 ■ Home
 ■ A Away
 N Neutral

Average RPI Win: 304

Average RPI Loss: 247

WON-LOST
RECORDWINNING
PCT. RANKLAST 10
GAMESSTRENGTH OF
SCHEDULEOPP. STRENGTH
OF SCHEDULETEAM
RPIADJ.
RPICONF.
RPIADJ CONF.
RPIDIV. I ONLY
DIV. I NON-CONF.10- 11
2- 3196
2144- 6
0- 0349
349346
293320
342320
34232
3232
32

TOTALS

RPI 1-25

RPI 26-50

W-L RECORDS

RPI 51-100

RPI 101-999

RPI 201+

10- 11

0- 0

0- 0

OVERALL

0- 0

10- 11

10- 8

6- 4

0- 0

0- 0

HOME

0- 0

6- 4

6- 3

4- 7

0- 0

0- 0

AWAY

0- 0

4- 0

4- 0

0- 0

0- 0

0- 0

NEUTRAL

0- 0

0- 0

0- 0

2- 3

0- 0

0- 0

NON-CONFERENCE

0- 0

2- 3

2- 2

0- 1

0- 0

0- 0

HOME

0- 0

0- 1

0- 1

2- 2

0- 0

0- 0

AWAY

0- 0

2- 2

2- 1

0- 0

0- 0

0- 0

NEUTRAL

0- 0

0- 0

0- 0

8- 8

0- 0

0- 0

CONFERENCE

0- 0

8- 8

8- 6

6- 3

0- 0

0- 0

HOME

0- 0

6- 3

6- 2

2- 5

0- 0

0- 0

AWAY

0- 0

2- 5

2- 4

0- 0

0- 0

0- 0

NEUTRAL

0- 0

0- 0

0- 0

RPI 1-25

RPI 26-50

RPI 51-100

RPI 101+

Team's RPI: 320

RPI S Opponent Score

RPI S Opponent Score

RPI S Opponent Score

RPI S Opponent Score

174 A Southern U. 76 86

174 H Southern U. 58 68

189 A Memphis 53 64

227 A Grambling 89 93

227 H Grambling 82 70

230 H Nicholls St. 64 90

234 A Texas Southern 66 71

234 H Texas Southern 74 77

252 A Prairie View 73 85

252 H Prairie View 70 61

297 A Alcorn 74 51

297 H Alcorn 94 69

306 H Alabama St. 70 61

317 H Alabama A&M 59 43

329 A Ill. -Chicago 76 63

331 A Ark. -Pine Bluff 60 54

331 H Ark. -Pine Bluff 60 66

335 A Sam Houston St. 68 74

338 A Mississippi Val. 61 72

338 H Mississippi Val. 68 67

345 A Chicago St. 87 69

LAST 12 Division I GAMES:

331 H Ark. -Pine Bluff 60 66 297 H Alcorn 94 69

338 H Mississippi Val. 68 67 331 A Ark. -Pine Bluff 60 54

227 A Grambling 89 93 338 A Mississippi Val. 61 72

252 A Prairie View 73 85 227 H Grambling 82 70

234 A Texas Southern 66 71 252 H Prairie View 70 61

174 H Southern U. 58 68 234 H Texas Southern 74 77

Non-Div I Games:

Philerander Smith

88 56

Millsaps

79 41

LSU-Shreveport

85 86

Spring Hill

77 50

Jackson St.

Average RPI Win:	264	WON-LOST	WINNING	LAST 10	STRENGTH OF	OPP. STRENGTH	TEAM	ADJ.	CONF.	ADJ CONF.
Average RPI Loss:	79	RECORD	PCT. RANK	GAMES	SCHEDULE	OF SCHEDULE	RPI	RPI	RPI	RPI
DIV. I ONLY	19- 7	56	8- 2	279	228	100	100	24	24	
DIV. I NON-CONF.	7- 5	132	0- 0	226	165	108	108	22	22	
<hr/>										
TOTALS	RPI 1-25	RPI 26-50	W-L RECORDS	RPI 51-100	RPI 101-999	RPI 201+				
19- 7	0- 2	0- 0	OVERALL	0- 3	19- 2	15- 0				
9- 1	0- 0	0- 0	HOME	0- 1	9- 0	8- 0				
9- 6	0- 2	0- 0	AWAY	0- 2	9- 2	6- 0				
1- 0	0- 0	0- 0	NEUTRAL	0- 0	1- 0	1- 0				
7- 5	0- 2	0- 0	NON-CONFERENCE	0- 1	7- 2	5- 0				
3- 0	0- 0	0- 0	HOME	0- 0	3- 0	3- 0				
3- 5	0- 2	0- 0	AWAY	0- 1	3- 2	1- 0				
1- 0	0- 0	0- 0	NEUTRAL	0- 0	1- 0	1- 0				
12- 2	0- 0	0- 0	CONFERENCE	0- 2	12- 0	10- 0				
6- 1	0- 0	0- 0	HOME	0- 1	6- 0	5- 0				
6- 1	0- 0	0- 0	AWAY	0- 1	6- 0	5- 0				
0- 0	0- 0	0- 0	NEUTRAL	0- 0	0- 0	0- 0				

RPI 1-25				RPI 26-50				RPI 51-100 Team's RPI: 100				RPI 101+			
RPI	S	Opponent	Score	RPI	S	Opponent	Score	RPI	S	Opponent	Score	RPI	S	Opponent	Score
7	A	Florida St.	50 82					52	A	FGCU	58 63	126	A	Bethune-Cookman	68 58
21	A	NC State	44 64					52	H	FGCU	63 65	163	A	South Ala.	60 58
								85	A	Alabama	60 75	166	A	Florida	59 69
												167	A	Troy	88 89
												182	A	Stetson	61 54
												182	H	Stetson	73 63
												230	A	Nicholls St.	69 61
												251	A	North Florida	66 48
												251	H	North Florida	64 43
												255	N	Northern Ky.	61 49
												264	A	Lipscomb	70 63
												264	H	Lipscomb	70 48
												293	H	Monmouth	74 65
												295	A	USC Upstate	71 45
												295	H	USC Upstate	65 49
												300	A	Kennesaw St.	67 49
												300	H	Kennesaw St.	84 49
												338	H	Iona	71 62
												342	A	NJIT	88 58
												342	H	NJIT	73 53
												343	H	Savannah St.	74 46
<hr/>															
LAST 12 Division I GAMES:															
251	H	North Florida	64 43	52	H	FGCU	63 65	182	H	Stetson	73 63				
342	H	NJIT	73 53	52	A	FGCU	58 63	295	A	USC Upstate	71 45				
295	H	USC Upstate	65 49	300	A	Kennesaw St.	67 49	342	A	NJIT	88 58				
264	A	Lipscomb	70 63	182	A	Stetson	61 54	300	H	Kennesaw St.	84 49				

Non-Div I Games: Flagler 79 52 Edward Waters 79 58 Webber Int'l 64 43

Jacksonville

Average RPI Win:	273	WON-LOST	WINNING	LAST 10	STRENGTH OF	OPP. STRENGTH	TEAM	ADJ.	CONF.	ADJ CONF.
Average RPI Loss:	160	RECORD	PCT. RANK	GAMES	SCHEDULE	OF SCHEDULE	RPI	RPI	RPI	RPI
DIV. I ONLY	16- 11	119	6- 4	283	284	180	180	25	25	
DIV. I NON-CONF.	4- 5	202	0- 0	269	190	221	221	27	27	

TOTALS	RPI 1-25	RPI 26-50	W-L RECORDS	RPI 51-100	RPI 101-999	RPI 201+				
16- 11	0- 1	0- 0	OVERALL	0- 3	16- 7	13- 3				
8- 4	0- 1	0- 0	HOME	0- 1	8- 2	7- 1				
7- 7	0- 0	0- 0	AWAY	0- 2	7- 1	6- 0				
1- 0	0- 0	0- 0	NEUTRAL	0- 0	1- 0	0- 0				
4- 5	0- 1	0- 0	NON-CONFERENCE	0- 1	4- 3	3- 1				
2- 1	0- 1	0- 0	HOME	0- 0	2- 0	2- 0				
1- 4	0- 0	0- 0	AWAY	0- 1	1- 3	1- 1				
1- 0	0- 0	0- 0	NEUTRAL	0- 0	1- 0	0- 0				
12- 6	0- 0	0- 0	CONFERENCE	0- 2	12- 4	10- 2				
6- 3	0- 0	0- 0	HOME	0- 1	6- 2	5- 1				
6- 3	0- 0	0- 0	AWAY	0- 1	6- 2	5- 1				
0- 0	0- 0	0- 0	NEUTRAL	0- 0	0- 0	0- 0				

RPI 1-25				RPI 26-50				RPI 51-100				RPI 101+				Team's RPI: 180
RPI	S	Opponent	Score	RPI	S	Opponent	Score	RPI	S	Opponent	Score	RPI	S	Opponent	Score	
7	H	Florida St.	51 75					66	A	Bel mont	55 71	125	A	Seton Hall	54 73	
								66	H	Bel mont	35 66	160	A	Clemson	45 53	
								80	A	Mi ami (OH)	55 58	162	A	SIUE	41 65	
												164	H	UT Martin	57 61	
												186	A	Morehead St.	67 65	
												186	H	Morehead St.	70 64	
												201	N	East Carolina	82 73	
												223	A	New Orleans	59 54	
												225	H	Southeast Mo. St.	55 48	
												242	A	Austin Peay	51 50	
												242	H	Austin Peay	65 47	
												289	A	Murray St.	59 55	
												289	H	Murray St.	97 65	
												307	A	Georgia St.	41 55	
												310	A	Tennessee Tech	73 59	
												310	H	Tennessee Tech	58 60	
												312	A	Eastern Ky.	44 48	
												312	H	Eastern Ky.	65 51	
												317	H	Alabama A&M	49 33	
												330	A	Tennessee St.	75 56	
												330	H	Tennessee St.	62 61	
												332	H	Rhode Island	63 53	
												346	A	Eastern Ill.	59 50	

LAST 12 Division I GAMES:																
310	A	Tennessee Tech	73 59	162	A	SIUE	41 65									
66	H	Belmont	35 66	346	A	Eastern Ill.	59 50									
242	A	Austin Peay	51 50	225	H	Southeast Mo. St.	55 48									
289	A	Murray St.	59 55	164	H	UT Martin	57 61									
330	H	Tennessee St.	62 61	312	A	Eastern Ky.	44 48									
310	H	Tennessee Tech	58 60	186	A	Morehead St.	67 65									

Non-Div I Games: Stillman 93 38 Brewton-Parker 103 44

Jacksonville St.

Loss,
Non-Conf,
S Site,
H Home
A Away
N Neutral

Average RPI Win:	200	WON-LOST	WINNING	LAST 10	STRENGTH OF	OPP. STRENGTH	TEAM	ADJ.	CONF.	ADJ CONF.
Average RPI Loss:	47	RECORD	PCT. RANK	GAMES	SCHEDULE	OF SCHEDULE	RPI	RPI	RPI	RPI
DIV. I ONLY	19- 9	77	8- 2	78	106	64	64	10	10	
DIV. I NON-CONF.	4- 7	226	0- 0	52	25	161	161	12	12	

TOTALS	RPI 1-25	RPI 26-50	W-L RECORDS	RPI 51-100	RPI 101-999	RPI 201+				
19- 9	0- 2	2- 5	OVERALL	1- 1	16- 1	11- 0				
11- 3	0- 1	2- 1	HOME	1- 0	8- 1	6- 0				
8- 5	0- 1	0- 3	AWAY	0- 1	8- 0	5- 0				
0- 1	0- 0	0- 1	NEUTRAL	0- 0	0- 0	0- 0				
4- 7	0- 2	0- 3	NON-CONFERENCE	1- 1	3- 1	3- 0				
3- 3	0- 1	0- 1	HOME	1- 0	2- 1	2- 0				
1- 3	0- 1	0- 1	AWAY	0- 1	1- 0	1- 0				
0- 1	0- 0	0- 1	NEUTRAL	0- 0	0- 0	0- 0				
15- 2	0- 0	2- 2	CONFERENCE	0- 0	13- 0	8- 0				
8- 0	0- 0	2- 0	HOME	0- 0	6- 0	4- 0				
7- 2	0- 0	0- 2	AWAY	0- 0	7- 0	4- 0				
0- 0	0- 0	0- 0	NEUTRAL	0- 0	0- 0	0- 0				

RPI 1-25				RPI 26-50				RPI 51-100				Team's RPI: 64				RPI 101+			
RPI	S	Opponent	Score	RPI	S	Opponent	Score	RPI	S	Opponent	Score	RPI	S	Opponent	Score	RPI	S	Opponent	Score
7	H	Florida St.	63 79	27	N	Villanova	57 60	69	A	St. John's (NY)	64 81	117	A	Delaware	56 53				
9	A	Tennessee	60 89	31	A	Dayton	54 82	89	H	Liberty	58 47	117	H	Delaware	67 56				
				42	H	Rutgers	63 76					135	A	Northeastern	60 57				
				47	A	Elon	43 50					135	H	Northeastern	72 43				
				47	H	Elon	70 67					146	H	Saint Joseph's	66 73				
				48	A	Drexel	71 73					154	A	William & Mary	86 41				
				48	H	Drexel	56 48					237	A	Hofstra	55 42				
LAST 12 Division I GAMES:																237	H	Hofstra	73 56
				117	H	Delaware	67 56	47	A	Elon	43 50	256	A	UNCW	63 48				
				48	A	Drexel	71 73	154	A	William & Mary	86 41	256	H	UNCW	65 48				
				256	H	UNCW	65 48	272	H	Col. of Charleston	67 53	262	A	Towson	64 55				
				117	A	Delaware	56 53	237	H	Hofstra	73 56	262	H	Towson	69 45				
				262	A	Towson	64 55	256	A	UNCW	63 48	272	A	Col. of Charleston	67 45				
				135	H	Northeastern	72 43	272	A	Col. of Charleston	67 45	287	H	Bryant	67 36				
												291	A	Vermont	68 56				
												333	H	Wagner	68 45				

Non-Div I Games:

James Madison

Average RPI Win: 201
Average RPI Loss: 66

WON-LOST
RECORD

WINNING
PCT. RANK

LAST 10
GAMES

STRENGTH OF
SCHEDULE

OPP. STRENGTH
OF SCHEDULE

TEAM
RPI

ADJ.
RPI

CONF.
RPI

ADJ CONF.
RPI

DIV. I ONLY	12- 17	222	1- 9	73	63	169	169	4	4
DIV. I NON-CONF.	9- 2	33	0- 0	234	277	101	101	5	5
TOTALS	RPI 1-25	RPI 26-50	W-L RECORDS	RPI 51-100	RPI 101-999	RPI 201+			
12- 17	0- 4	0- 2	OVERALL	2- 8	10- 3	7- 1			
10- 8	0- 2	0- 1	HOME	2- 3	8- 2	5- 1			
2- 9	0- 2	0- 1	AWAY	0- 5	2- 1	2- 0			
0- 0	0- 0	0- 0	NEUTRAL	0- 0	0- 0	0- 0			
9- 2	0- 0	0- 0	NON-CONFERENCE	0- 2	9- 0	6- 0			
8- 1	0- 0	0- 0	HOME	0- 1	8- 0	5- 0			
1- 1	0- 0	0- 0	AWAY	0- 1	1- 0	1- 0			
0- 0	0- 0	0- 0	NEUTRAL	0- 0	0- 0	0- 0			
3- 15	0- 4	0- 2	CONFERENCE	2- 6	1- 3	1- 1			
2- 7	0- 2	0- 1	HOME	2- 2	0- 2	0- 1			
1- 8	0- 2	0- 1	AWAY	0- 4	1- 1	1- 0			
0- 0	0- 0	0- 0	NEUTRAL	0- 0	0- 0	0- 0			

RPI 1-25				RPI 26-50				RPI 51-100				RPI 101+ Team's RPI: 169			
RPI	S	Opponent	Score	RPI	S	Opponent	Score	RPI	S	Opponent	Score	RPI	S	Opponent	Score
4	A	Bayl or	51 88	30	A	Okl ahoma	64 97	51	A	Okl ahoma St.	63 92	103	H	Ri ce	73 65
4	H	Bayl or	48 83	30	H	Okl ahoma	52 72	51	H	Okl ahoma St.	66 59	109	A	Iowa St.	69 71
11	A	Texas	62 79					63	H	Nebraska	49 66	109	H	Iowa St.	56 65
11	H	Texas	41 55					65	A	West Vi rgi ni a	46 76	128	H	Yale	81 75
								65	H	West Vi rgi ni a	54 74	138	H	Arkansas	71 60
								69	A	St. John' s (NY)	53 65	225	H	Southeast Mo. St.	51 50
								78	A	TCU	66 76	234	H	Texas Southern	72 37
								78	H	TCU	86 77	241	A	Texas Tech	60 47
								93	A	Kansas St.	67 91	241	H	Texas Tech	56 68
								93	H	Kansas St.	59 63	254	H	Campbel l	66 48
												284	H	UMKC	63 48
												334	H	Del aware St.	81 49
												338	A	Iona	72 58
LAST 12 Division I GAMES:															
109	H	Iowa St.	56 65	51	A	Okl ahoma St.	63 92								
93	A	Kansas St.	67 91	11	H	Texas	41 55								
51	H	Okl ahoma St.	66 59	93	H	Kansas St.	59 63								
4	A	Bayl or	51 88	30	A	Okl ahoma	64 97								
65	A	West Vi rgi ni a	46 76	78	A	TCU	66 76								
30	H	Okl ahoma	52 72	241	H	Texas Tech	56 68								

Non-Div I Games:

Kansas

Average RPI Win:	291	WON-LOST	WINNING	LAST 10	STRENGTH OF	OPP. STRENGTH	TEAM	ADJ.	CONF.	ADJ CONF.
Average RPI Loss:	164	RECORD	PCT. RANK	GAMES	SCHEDULE	OF SCHEDULE	RPI	RPI	RPI	RPI
DIV. I ONLY	6- 18	297	3- 7	277	203	300	300	24	24	
DIV. I NON-CONF.	3- 7	254	0- 0	264	78	251	251	22	22	

TOTALS	RPI 1-25	RPI 26-50	W-L RECORDS	RPI 51-100	RPI 101-999	RPI 201+				
6- 18	0- 1	0- 0	OVERALL	0- 6	6- 11	5- 6				
3- 6	0- 0	0- 0	HOME	0- 2	3- 4	2- 3				
3- 10	0- 0	0- 0	AWAY	0- 3	3- 7	3- 3				
0- 2	0- 1	0- 0	NEUTRAL	0- 1	0- 0	0- 0				
3- 7	0- 1	0- 0	NON-CONFERENCE	0- 2	3- 4	3- 0				
1- 1	0- 0	0- 0	HOME	0- 0	1- 1	1- 0				
2- 4	0- 0	0- 0	AWAY	0- 1	2- 3	2- 0				
0- 2	0- 1	0- 0	NEUTRAL	0- 1	0- 0	0- 0				
3- 11	0- 0	0- 0	CONFERENCE	0- 4	3- 7	2- 6				
2- 5	0- 0	0- 0	HOME	0- 2	2- 3	1- 3				
1- 6	0- 0	0- 0	AWAY	0- 2	1- 4	1- 3				
0- 0	0- 0	0- 0	NEUTRAL	0- 0	0- 0	0- 0				

RPI 1-25				RPI 26-50				RPI 51-100				RPI 101+ Team's RPI: 300			
RPI	S	Opponent	Score	RPI	S	Opponent	Score	RPI	S	Opponent	Score	RPI	S	Opponent	Score
20	N	Maryland	35 89					52	A	FGCU	51 78	157	A	Ole Miss	63 92
								52	H	FGCU	57 78	160	A	Clemson	28 41
								62	A	Georgia Tech	48 86	177	A	Furman	59 78
								75	N	Maine	39 75	182	A	Stetson	53 96
								100	A	Jacksonville	49 84	182	H	Stetson	66 49
								100	H	Jacksonville	49 67	201	H	East Carolina	56 66
												245	A	Presbyterian	60 51
												251	A	North Florida	72 77
												251	H	North Florida	44 68
												264	A	Lipscomb	52 69
												264	H	Lipscomb	62 64
												295	A	USC Upstate	61 65
												295	H	USC Upstate	64 70
												307	H	Georgia St.	71 61
												326	A	Ga. Southern	60 58
												342	A	NJIT	61 58
												342	H	NJIT	80 65

LAST 12 Division I GAMES:															
264	A	Lipscomb	52 69	295	H	USC Upstate	64 70								
52	A	FGCU	51 78	342	H	NJIT	80 65								
182	A	Stetson	53 96	295	A	USC Upstate	61 65								
251	H	North Florida	44 68	182	H	Stetson	66 49								
100	H	Jacksonville	49 67	52	H	FGCU	57 78								
342	A	NJIT	61 58	100	A	Jacksonville	49 84								

Non-Div I Games: Middle Ga. St. 81 65

Kennesaw St.

Average RPI Win: 214

Average RPI Loss: 81

WON-LOST
RECORDWINNING
PCT. RANKLAST 10
GAMESSTRENGTH OF
SCHEDULEOPP. STRENGTH
OF SCHEDULETEAM
RPIADJ.
RPICONF.
RPIADJ CONF.
RPIDIV. I ONLY
DIV. I NON-CONF.12- 17
7- 5222
1323- 7
0- 0112
13689
116159
98159
987
87
8

TOTALS

RPI 1-25

RPI 26-50

W-L RECORDS

RPI 51-100

RPI 101-999

RPI 201+

12- 17

0- 4

0- 3

OVERALL

1- 5

11- 5

8- 2

4- 7

0- 1

0- 1

HOME

0- 3

4- 2

4- 0

6- 7

0- 0

0- 0

AWAY

1- 1

5- 1

3- 0

2- 3

0- 1

0- 1

NEUTRAL

0- 1

2- 0

1- 0

7- 5

0- 1

0- 2

NON-CONFERENCE

0- 2

7- 0

4- 0

1- 1

0- 0

0- 0

HOME

0- 1

1- 0

1- 0

4- 1

0- 0

0- 1

AWAY

0- 0

4- 0

2- 0

2- 3

0- 1

0- 1

NEUTRAL

0- 1

2- 0

1- 0

5- 12

0- 3

0- 1

CONFERENCE

1- 3

4- 5

4- 2

3- 6

0- 1

0- 1

HOME

0- 2

3- 2

3- 0

2- 6

0- 2

0- 0

AWAY

1- 1

1- 3

1- 2

0- 0

0- 0

0- 0

NEUTRAL

0- 0

0- 0

0- 0

RPI 1-25

RPI 26-50

RPI 51-100

RPI 101+

Team's RPI: 159

RPI	S	Opponent	Score
14	N	Stanford	54 79
16	A	Buffalo	42 80
16	H	Buffalo	51 81
23	A	Central Mich.	84 88

RPI	S	Opponent	Score
36	H	Ball St.	58 79
38	A	Michigan	41 54
40	N	Gonzaga	57 77

RPI	S	Opponent	Score
52	N	FGCU	62 80
67	A	Toledo	62 55
80	H	Miami (OH)	59 65
90	A	Ohio	78 79
90	H	Ohio	65 78
95	H	Wright St.	60 72

RPI	S	Opponent	Score
114	A	Northern Ill.	79 81
114	H	Northern Ill.	62 72
122	H	Western Mich.	61 66
129	A	Robert Morris	46 31
154	A	Youngstown St.	55 44
189	N	Memphis	70 55
210	A	Bowling Green	50 60
210	H	Bowling Green	81 57
214	A	Eastern Mich.	67 60
214	H	Eastern Mich.	76 69
220	A	Akron	60 75
220	H	Akron	60 55
255	A	Northern Ky.	59 54
290	N	Southeastern La.	81 60
312	A	Eastern Ky.	65 57
319	H	Detroit Mercy	82 74

LAST 12 Division I GAMES:

16	H	Buffalo	51 81	114	H	Northern Ill.	62 72
220	H	Akron	60 55	210	H	Bowling Green	81 57
90	A	Ohio	78 79	220	A	Akron	60 75
80	H	Miami (OH)	59 65	67	A	Toledo	62 55
90	H	Ohio	65 78	36	H	Ball St.	58 79
16	A	Buffalo	42 80	210	A	Bowling Green	50 60

Non-Div I Games:

Kent St.

Average RPI Win:	198	WON-LOST	WINNING	LAST 10	STRENGTH OF	OPP. STRENGTH	TEAM	ADJ.	CONF.	ADJ CONF.
Average RPI Loss:	34	RECORD	PCT. RANK	GAMES	SCHEDULE	OF SCHEDULE	RPI	RPI	RPI	RPI
DIV. I ONLY	14- 16	197	5- 5	17	56	90	90	2	2	
DIV. I NON-CONF.	8- 6	143	0- 0	105	134	113	113	2	2	

TOTALS	RPI 1-25	RPI 26-50	W-L RECORDS	RPI 51-100	RPI 101-999	RPI 201+				
14- 16	0- 9	0- 4	OVERALL	2- 1	12- 2	6- 0				
9- 7	0- 4	0- 3	HOME	2- 0	7- 0	5- 0				
5- 9	0- 5	0- 1	AWAY	0- 1	5- 2	1- 0				
0- 0	0- 0	0- 0	NEUTRAL	0- 0	0- 0	0- 0				
8- 6	0- 2	0- 2	NON-CONFERENCE	0- 1	8- 1	6- 0				
6- 2	0- 1	0- 1	HOME	0- 0	6- 0	5- 0				
2- 4	0- 1	0- 1	AWAY	0- 1	2- 1	1- 0				
0- 0	0- 0	0- 0	NEUTRAL	0- 0	0- 0	0- 0				
6- 10	0- 7	0- 2	CONFERENCE	2- 0	4- 1	0- 0				
3- 5	0- 3	0- 2	HOME	2- 0	1- 0	0- 0				
3- 5	0- 4	0- 0	AWAY	0- 0	3- 1	0- 0				
0- 0	0- 0	0- 0	NEUTRAL	0- 0	0- 0	0- 0				

RPI 1-25				RPI 26-50				RPI 51-100				RPI 101+			
RPI	S	Opponent	Score	RPI	S	Opponent	Score	RPI	S	Opponent	Score	RPI	S	Opponent	Score
3	A	Mississippi St.	55 74	26	H	LSU	70 72	52	A	FGCU	64 70	106	A	Middle Tenn.	57 62
3	H	Mississippi St.	63 85	28	H	Georgia	42 56	85	H	Alabama	79 54	107	A	Washington St.	73 68
4	A	Baylor	63 90	39	H	California	52 62	96	H	Auburn	65 48	138	A	Arkansas	76 65
5	H	Louisville	63 87	49	A	Miami (FL)	54 65					138	H	Arkansas	78 57
9	H	Tennessee	49 63									144	A	Vanderbilt	55 70
17	A	South Carolina	63 81									157	A	Ole Miss	79 71
17	H	South Carolina	64 81									166	A	Florida	56 53
18	A	Missouri	78 83									186	H	Morehead St.	86 53
19	A	Texas A&M	70 74									218	H	Gardner-Webb	72 34

LAST 12 Division I GAMES:															
3	H	Mississippi St.	63 85	26	H	LSU	70 72	96	H	Auburn	65 48	138	A	Arkansas	76 65
157	A	Ole Miss	79 71	96	H	Auburn	65 48	85	H	Alabama	79 54	17	H	South Carolina	64 81
17	A	South Carolina	63 81	138	A	Arkansas	76 65	17	H	South Carolina	64 81	144	A	Vanderbilt	55 70
138	H	Arkansas	78 57	85	H	Alabama	79 54								
3	A	Mississippi St.	55 74	17	H	South Carolina	64 81								
18	A	Missouri	78 83	144	A	Vanderbilt	55 70								

Non-Div I Games:

Kentucky

Average RPI Win: 297	WON-LOST RECORD	WINNING PCT. RANK	LAST 10 GAMES	STRENGTH OF SCHEDULE	OPP. STRENGTH OF SCHEDULE	TEAM RPI	ADJ. RPI	CONF. RPI	ADJ. CONF. RPI
Average RPI Loss: 187									
DIV. I ONLY	10- 17	242	3- 7	274	335	277	277	29	29
DIV. I NON-CONF.	4- 7	226	0- 0	263	321	265	265	29	29
<hr/>									
TOTALS	RPI 1-25	RPI 26-50	W-L RECORDS	RPI 51-100	RPI 101-999	RPI 201+			
10- 17	0- 0	0- 1	OVERALL	0- 1	10- 15	10- 8			
5- 7	0- 0	0- 1	HOME	0- 1	5- 5	5- 3			
5- 10	0- 0	0- 0	AWAY	0- 0	5- 1	5- 1			
0- 0	0- 0	0- 0	NEUTRAL	0- 0	0- 0	0- 0			
4- 7	0- 0	0- 1	NON-CONFERENCE	0- 1	4- 5	4- 2			
2- 3	0- 0	0- 1	HOME	0- 1	2- 1	2- 1			
2- 4	0- 0	0- 0	AWAY	0- 0	2- 4	2- 1			
0- 0	0- 0	0- 0	NEUTRAL	0- 0	0- 0	0- 0			
6- 10	0- 0	0- 0	CONFERENCE	0- 0	6- 10	6- 6			
3- 4	0- 0	0- 0	HOME	0- 0	3- 4	3- 2			
3- 6	0- 0	0- 0	AWAY	0- 0	3- 6	3- 4			
0- 0	0- 0	0- 0	NEUTRAL	0- 0	0- 0	0- 0			

RPI S Opponent	Score	RPI S Opponent	Score	RPI S Opponent	Score	RPI S Opponent	Score	Team's RPI: 277
		38 Michigan	49 86	81 Navy	47 79	105 George Mason	70 73	
						115 Saint Francis (PA)	71 101	
						115 Saint Francis (PA)	54 85	
						128 Yale	51 62	
						129 Robert Morris	53 60	
						129 Robert Morris	44 55	
						161 Army West Point	37 71	
						202 Lehigh	72 69	
						244 Lafayette	53 69	
						253 St. Francis Brooklyn	54 64	
						253 St. Francis Brooklyn	61 59	
						257 Sacred Heart	43 63	
						257 Sacred Heart	46 50	
						259 Manhattan	38 72	
						286 Fairleigh Dickinson	62 53	
						286 Fairleigh Dickinson	49 61	
						287 Bryant	56 75	
						292 Mt. St. Mary's	61 59	
						292 Mt. St. Mary's	53 48	
						296 Central Conn. St.	61 54	
						324 UMBC	66 52	
						333 Wagner	44 52	
						333 Wagner	74 69	
						342 NJIT	67 49	
						347 Saint Peter's	57 46	
LAST 12 Division I GAMES:								
257 Sacred Heart	43 63	292 Mt. St. Mary's	61 59					
286 Fairleigh Dickinson	62 53	286 Fairleigh Dickinson	49 61					
253 St. Francis Brooklyn	54 64	257 Sacred Heart	46 50					
115 Saint Francis (PA)	54 85	296 Central Conn. St.	61 54					
129 Robert Morris	44 55	287 Bryant	56 75					
333 Wagner	44 52	292 Mt. St. Mary's	53 48					

Non-Div I Games:

LIU Brooklyn

Average RPI	Win:	135	WON-LOST	WINNING	LAST 10	STRENGTH OF	OPP. STRENGTH	TEAM	ADJ.	CONF.	ADJ CONF.
Average RPI	Loss:	35	RECORD	PCT. RANK	GAMES	SCHEDULE	OF SCHEDULE	RPI	RPI	RPI	RPI
DIV. I ONLY		19- 8	65	7- 3	35	16	26	26	2	2	
DIV. I NON-CONF.		8- 3	65	0- 0	135	69	53	53	2	2	

TOTALS	RPI 1-25		RPI 26-50		W-L RECORDS		RPI 51-100		RPI 101-999		RPI 201+
19- 8	3- 5		1- 1		OVERALL		3- 2		12- 0		4- 0
11- 1	2- 1		1- 0		HOME		2- 0		6- 0		3- 0
7- 6	1- 3		0- 1		AWAY		1- 2		5- 0		1- 0
1- 1	0- 1		0- 0		NEUTRAL		0- 0		1- 0		0- 0
8- 3	0- 2		0- 1		NON-CONFERENCE		0- 0		8- 0		4- 0
4- 0	0- 0		0- 0		HOME		0- 0		4- 0		3- 0
3- 2	0- 1		0- 1		AWAY		0- 0		3- 0		1- 0
1- 1	0- 1		0- 0		NEUTRAL		0- 0		1- 0		0- 0
11- 5	3- 3		1- 0		CONFERENCE		3- 2		4- 0		0- 0
7- 1	2- 1		1- 0		HOME		2- 0		2- 0		0- 0
4- 4	1- 2		0- 0		AWAY		1- 2		2- 0		0- 0
0- 0	0- 0		0- 0		NEUTRAL		0- 0		0- 0		0- 0

RPI	S	Opponent	Score	RPI	S	Opponent	Score	RPI	S	Opponent	Score	RPI	S	Opponent	Score
3	H	Mississippi St.	70 83	28	H	Georgia	71 60	85	A	Alabama	51 65	102	A	Little Rock	56 37
9	H	Tennessee	70 59	37	A	Northern Colo.	50 58	85	H	Alabama	79 78	124	N	Saint Louis	71 59
11	N	Texas	66 75					90	A	Kentucky	72 70	127	A	Tulane	73 50
13	A	South Fla.	55 61					96	A	Auburn	62 70	138	A	Arkansas	62 57
17	A	South Carolina	48 57					96	H	Auburn	59 56	144	H	Vanderbilt	85 65
18	A	Missouri	69 65									157	H	Ole Miss	84 55
19	A	Texas A&M	59 69									158	H	Louisiana	60 45
19	H	Texas A&M	80 78									166	A	Florida	66 59

Team's RPI: 26															
RPI 1-25															
RPI 26-50															
RPI 51-100															
RPI 101+															
LAST 12 Division I GAMES:															
85	H	Alabama	79 78	90	A	Kentucky	72 70								
17	A	South Carolina	48 57	28	H	Georgia	71 60								
138	A	Arkansas	62 57	9	H	Tennessee	70 59								
157	H	Ole Miss	84 55	19	A	Texas A&M	59 69								
19	H	Texas A&M	80 78	96	H	Auburn	59 56								
96	A	Auburn	62 70	166	A	Florida	66 59								

Non-Div I Games:

LSU

■ Loss,
 ■ Non-Conf,
 ■ S Site,
 ■ Home
 ■ Away
 N Neutral

Average RPI Win:	211	WON-LOST	WINNING	LAST 10	STRENGTH OF	OPP. STRENGTH	TEAM	ADJ.	CONF.	ADJ CONF.
Average RPI Loss:	143	RECORD	PCT. RANK	GAMES	SCHEDULE	OF SCHEDULE	RPI	RPI	RPI	RPI
DIV. I ONLY	8- 22	291	1- 9	124	165	243	243	13	13	
DIV. I NON-CONF.	5- 8	220	0- 0	114	213	160	160	10	10	

TOTALS	RPI 1-25	RPI 26-50	W-L RECORDS	RPI 51-100	RPI 101-999	RPI 201+				
8- 22	0- 0	0- 3	OVERALL	1- 4	7- 15	5- 5				
4- 8	0- 0	0- 2	HOME	1- 0	3- 6	2- 1				
3- 14	0- 0	0- 1	AWAY	0- 4	3- 9	3- 4				
1- 0	0- 0	0- 0	NEUTRAL	0- 0	1- 0	0- 0				
5- 8	0- 0	0- 2	NON-CONFERENCE	1- 2	4- 4	3- 3				
1- 3	0- 0	0- 1	HOME	1- 0	0- 2	0- 1				
3- 5	0- 0	0- 1	AWAY	0- 2	3- 2	3- 2				
1- 0	0- 0	0- 0	NEUTRAL	0- 0	1- 0	0- 0				
3- 14	0- 0	0- 1	CONFERENCE	0- 2	3- 11	2- 2				
3- 5	0- 0	0- 1	HOME	0- 0	3- 4	2- 0				
0- 9	0- 0	0- 0	AWAY	0- 2	0- 7	0- 2				
0- 0	0- 0	0- 0	NEUTRAL	0- 0	0- 0	0- 0				

RPI 1-25				RPI 26-50				RPI 51-100				RPI 101+ Team's RPI: 243			
RPI	S	Opponent	Score	RPI	S	Opponent	Score	RPI	S	Opponent	Score	RPI	S	Opponent	Score
27	H	Villanova	49 76	27	H	Villanova	49 76	56	A	Harvard	61 70	101	A	George Washington	45 60
31	H	Dayton	47 76	31	H	Dayton	47 76	60	A	American	48 66	101	A	George Washington	49 69
48	A	Drexel	54 79	48	A	Drexel	54 79	68	H	Penn	66 59	105	A	George Mason	55 65
								71	A	Duquesne	50 78	105	H	George Mason	56 69
								79	A	Fordham	45 66	124	H	Saint Louis	87 76
												146	A	Saint Joseph's	49 70
												146	H	Saint Joseph's	64 75
												184	N	New Hampshire	59 51
												185	H	Davidson	51 58
												193	H	Temple	52 69
												199	A	Richmond	51 77
												199	H	Richmond	57 60
												202	A	Lehigh	69 61
												203	A	Wisconsin	60 71
												221	A	North Texas	44 70
												244	A	Lafayette	74 47
												248	H	St. Bonaventure	66 63
												261	H	Rider	55 76
												276	A	Massachusetts	66 69
												285	H	VCU	62 57
												332	A	Rhode Island	63 72
												334	A	Delaware St.	71 48
LAST 12 Division I GAMES:															
101	A	George Washington	49 69	124	H	Saint Louis	87 76								
105	A	George Mason	55 65	276	A	Massachusetts	66 69								
185	H	Davidson	51 58	101	A	George Washington	45 60								
146	A	Saint Joseph's	49 70	146	H	Saint Joseph's	64 75								
79	A	Fordham	45 66	285	H	VCU	62 57								
199	H	Richmond	57 60	332	A	Rhode Island	63 72								

Non-Div I Games:

La Salle

Average RPI Win:	272	WON-LOST	WINNING	LAST 10	STRENGTH OF	OPP. STRENGTH	TEAM	ADJ.	CONF.	ADJ CONF.
Average RPI Loss:	186	RECORD	PCT. RANK	GAMES	SCHEDULE	OF SCHEDULE	RPI	RPI	RPI	RPI
DIV. I ONLY	2- 23	342	0- 10	194	288	337	337	22	22	
DIV. I NON-CONF.	1- 8	313	0- 0	248	327	335	335	23	23	

TOTALS	RPI 1-25	RPI 26-50	W-L RECORDS	RPI 51-100	RPI 101-999	RPI 201+				
2- 23	0- 0	0- 0	OVERALL	0- 2	2- 21	2- 8				
2- 8	0- 0	0- 0	HOME	0- 0	2- 8	2- 3				
0- 15	0- 0	0- 0	AWAY	0- 1	0- 4	0- 1				
0- 0	0- 0	0- 0	NEUTRAL	0- 0	0- 0	0- 0				
1- 8	0- 0	0- 0	NON-CONFERENCE	0- 2	1- 6	1- 4				
1- 2	0- 0	0- 0	HOME	0- 0	1- 2	1- 2				
0- 6	0- 0	0- 0	AWAY	0- 2	0- 4	0- 2				
0- 0	0- 0	0- 0	NEUTRAL	0- 0	0- 0	0- 0				
1- 15	0- 0	0- 0	CONFERENCE	0- 0	1- 15	1- 4				
1- 6	0- 0	0- 0	HOME	0- 0	1- 6	1- 1				
0- 9	0- 0	0- 0	AWAY	0- 0	0- 9	0- 3				
0- 0	0- 0	0- 0	NEUTRAL	0- 0	0- 0	0- 0				

RPI 1-25				RPI 26-50				RPI 51-100				RPI 101+				Team's RPI : 337	
RPI	S	Opponent	Score	RPI	S	Opponent	Score	RPI	S	Opponent	Score	RPI	S	Opponent	Score		
								51	A	Oklahoma St.	58	112	102	A	Little Rock	37	57
								96	A	Auburn	41	67	103	A	Rice	47	63
													136	A	Louisiana Tech	49	71
													143	A	Texas St.	52	86
													143	H	Texas St.	45	81
													158	A	Louisiana	55	63
													158	H	Louisiana	48	76
													163	A	South Ala.	55	72
													163	H	South Ala.	60	67
													167	A	Troy	62	94
													167	H	Troy	79	86
													168	A	UT Arlington	61	70
													168	H	UT Arlington	53	80
													212	A	Arkansas St.	62	76
													223	H	New Orleans	51	89
													227	A	Grambling	52	61
													235	H	Coastal Caro.	62	56
													271	H	Appalachian St.	67	71
													280	A	McNeese	61	65
													307	A	Georgia St.	57	70
													308	H	Houston Baptist	77	73
													326	A	Ga. Southern	45	75
													336	H	Northwestern St.	48	70
LAST 12 Division I GAMES:																	

Non-Div I Games: Millsaps 73 41 Centenary (LA) 90 53

La. -Monroe

Average RPI Win:	256	WON-LOST	WINNING	LAST 10	STRENGTH OF	OPP. STRENGTH	TEAM	ADJ.	CONF.	ADJ CONF.
Average RPI Loss:	143	RECORD	PCT. RANK	GAMES	SCHEDULE	OF SCHEDULE	RPI	RPI	RPI	RPI
DIV. I ONLY	10- 18	250	3- 7	170	231	244	244	15	15	
DIV. I NON-CONF.	4- 6	214	0- 0	241	330	253	253	18	18	

TOTALS	RPI 1-25	RPI 26-50	W-L RECORDS	RPI 51-100	RPI 101-999	RPI 201+				
10- 18	0- 0	0- 2	OVERALL	0- 7	10- 9	10- 6				
6- 8	0- 0	0- 1	HOME	0- 3	6- 4	6- 3				
4- 10	0- 0	0- 1	AWAY	0- 4	4- 5	4- 3				
0- 0	0- 0	0- 0	NEUTRAL	0- 0	0- 0	0- 0				
4- 6	0- 0	0- 2	NON-CONFERENCE	0- 1	4- 3	4- 2				
3- 2	0- 0	0- 1	HOME	0- 0	3- 1	3- 1				
1- 4	0- 0	0- 1	AWAY	0- 1	1- 2	1- 1				
0- 0	0- 0	0- 0	NEUTRAL	0- 0	0- 0	0- 0				
6- 12	0- 0	0- 0	CONFERENCE	0- 6	6- 6	6- 4				
3- 6	0- 0	0- 0	HOME	0- 3	3- 3	3- 2				
3- 6	0- 0	0- 0	AWAY	0- 3	3- 3	3- 2				
0- 0	0- 0	0- 0	NEUTRAL	0- 0	0- 0	0- 0				

RPI	S	Opponent	Score	RPI	S	Opponent	Score	RPI	S	Opponent	Score	RPI	S	Opponent	Score
32	H	Princeton	45 53	60	A	American	66 74	129	A	Robert Morris	42 63				
48	A	Drexel	37 52	60	H	American	67 74	161	A	Army West Point	39 48				
				68	A	Penn	42 55	161	H	Army West Point	60 65				
				81	A	Navy	59 65	202	A	Lehigh	45 70				
				81	H	Navy	43 59	202	H	Lehigh	62 72				
				88	A	Bucknell I	53 83	217	A	Boston U.	47 45				
				88	H	Bucknell I	57 80	217	H	Boston U.	44 41				
								231	A	Loyola Maryland	73 64				
								231	H	Loyola Maryland	65 54				
								233	A	Holy Cross	69 65				
								233	H	Holy Cross	56 69				
								243	H	La Salle	47 74				
								261	H	Rider	60 45				
								273	A	Cornell	59 58				
								277	H	LIU Brooklyn	69 53				
								282	A	Colgate	55 60				
								282	H	Colgate	63 48				
								333	H	Wagner	70 52				
								347	A	Saint Peter's	61 64				

Team's RPI: 244															
LAST 12 Division I GAMES:															
282	A	Colgate	55 60	161	A	Army West Point	39 48								
202	H	Lehigh	62 72	88	H	Bucknell I	57 80								
217	H	Boston U.	44 41	233	H	Holy Cross	56 69								
60	A	American	66 74	217	A	Boston U.	47 45								
81	H	Navy	43 59	60	H	American	67 74								
231	A	Loyola Maryland	73 64	81	A	Navy	59 65								

Non-Div I Games:

Lafayette

Average RPI Win: 254
Average RPI Loss: 107

WON-LOST
RECORD

WINNING
PCT. RANK

LAST 10
GAMES

STRENGTH OF
SCHEDULE

OPP. STRENGTH
OF SCHEDULE

TEAM
RPI

ADJ.
RPI

CONF.
RPI

ADJ CONF.
RPI

DIV. I ONLY	17- 6	53	10- 0	258	246	94	94	27	27
DIV. I NON-CONF.	1- 5	300	0- 0	37	10	185	185	26	26
<hr/>									
TOTALS	RPI 1-25	RPI 26-50	W-L RECORDS	RPI 51-100	RPI 101-999	RPI 201+			
17- 6	0- 1	0- 0	OVERALL	0- 2	17- 3	14- 0			
9- 0	0- 0	0- 0	HOME	0- 0	9- 0	8- 0			
7- 5	0- 1	0- 0	AWAY	0- 2	7- 2	6- 0			
1- 1	0- 0	0- 0	NEUTRAL	0- 0	1- 1	0- 0			
1- 5	0- 1	0- 0	NON-CONFERENCE	0- 2	1- 2	0- 0			
0- 0	0- 0	0- 0	HOME	0- 0	0- 0	0- 0			
0- 4	0- 1	0- 0	AWAY	0- 2	0- 1	0- 0			
1- 1	0- 0	0- 0	NEUTRAL	0- 0	1- 1	0- 0			
16- 1	0- 0	0- 0	CONFERENCE	0- 0	16- 1	14- 0			
9- 0	0- 0	0- 0	HOME	0- 0	9- 0	8- 0			
7- 1	0- 0	0- 0	AWAY	0- 0	7- 1	6- 0			
0- 0	0- 0	0- 0	NEUTRAL	0- 0	0- 0	0- 0			

RPI 1-25				RPI 26-50				RPI 51-100 Team's RPI: 94				RPI 101+			
RPI	S	Opponent	Score	RPI	S	Opponent	Score	RPI	S	Opponent	Score	RPI	S	Opponent	Score
4	A	Baylor	62 121					55	A	Purdue	64 79	110	A	SFA	75 58
								87	A	New Mexico	58 90	110	H	SFA	79 65
												114	N	Northern Ill.	90 80
												121	A	Central Ark.	39 51
												183	N	North Dakota	70 73
												190	A	Pacific	75 80
												223	H	New Orleans	100 77
												230	A	Nicholls St.	76 61
												236	A	A&M-Corpus Christi	70 31
												236	H	A&M-Corpus Christi	65 59
												239	H	Abilene Christian	77 71
												280	H	McNeese	83 58
												290	A	Southeastern La.	75 58
												308	A	Houston Baptist	79 51
												308	H	Houston Baptist	90 55
												315	A	Incarnate Word	71 47
												315	H	Incarnate Word	77 54
												335	A	Sam Houston St.	68 44
												335	H	Sam Houston St.	91 44
												336	H	Northwestern St.	71 44
<hr/>															
LAST 12 Division I GAMES:															
110	A	SFA	75 58	110	H	SFA	79 65								
308	H	Houston Baptist	90 55	239	H	Abilene Christian	77 71								
236	H	A&M-Corpus Christi	65 59	280	H	McNeese	83 58								
315	A	Incarnate Word	71 47	230	A	Nicholls St.	76 61								
335	A	Sam Houston St.	68 44	335	H	Sam Houston St.	91 44								
336	H	Northwestern St.	71 44	315	H	Incarnate Word	77 54								

Non-Div I Games:

Howard Payne

101 37

Schreiner

116 37

Louisiana Col.

93 62

S' western Assemblies

92 49
Lamar University

Loss, Non-Conf, S Site, H Home A Away N Neutral

Average RPI Win: 231
Average RPI Loss: 163

WON-LOST
RECORD

WINNING
PCT. RANK

LAST 10
GAMES

STRENGTH OF
SCHEDULE

OPP. STRENGTH
OF SCHEDULE

TEAM
RPI

ADJ.
RPI

CONF.
RPI

ADJ CONF.
RPI

DIV. I ONLY	14- 14	176	3- 7	243	212	202	202	15	15
DIV. I NON-CONF.	5- 5	170	0- 0	322	309	248	248	18	18
<hr/>									
TOTALS	RPI 1-25	RPI 26-50	W-L RECORDS	RPI 51-100	RPI 101-999	RPI 201+			
14- 14	0- 0	0- 2	OVERALL	2- 4	12- 8	11- 7			
9- 4	0- 0	0- 0	HOME	2- 1	7- 3	6- 3			
5- 9	0- 0	0- 1	AWAY	0- 3	5- 5	5- 4			
0- 1	0- 0	0- 1	NEUTRAL	0- 0	0- 0	0- 0			
5- 5	0- 0	0- 2	NON-CONFERENCE	0- 0	5- 3	5- 3			
3- 1	0- 0	0- 0	HOME	0- 0	3- 1	3- 1			
2- 3	0- 0	0- 1	AWAY	0- 0	2- 2	2- 2			
0- 1	0- 0	0- 1	NEUTRAL	0- 0	0- 0	0- 0			
9- 9	0- 0	0- 0	CONFERENCE	2- 4	7- 5	6- 4			
6- 3	0- 0	0- 0	HOME	2- 1	4- 2	3- 2			
3- 6	0- 0	0- 0	AWAY	0- 3	3- 3	3- 2			
0- 0	0- 0	0- 0	NEUTRAL	0- 0	0- 0	0- 0			

RPI 1-25				RPI 26-50				RPI 51-100				RPI 101+				Team's RPI: 202	
RPI	S	Opponent	Score	RPI	S	Opponent	Score	RPI	S	Opponent	Score	RPI	S	Opponent	Score		
				27	N	Villanova	42 62	60	A	American	64 82	161	A	Army West Point	50 55		
				46	A	Minnesota	73 107	60	H	American	44 60	161	H	Army West Point	59 55		
								81	A	Navy	50 53	217	A	Boston U.	65 56		
								81	H	Navy	66 63	217	H	Boston U.	74 58		
								88	A	Bucknell I	52 59	231	A	Loyol a Maryl and	64 67		
								88	H	Bucknell I	66 62	231	H	Loyol a Maryl and	64 55		
												233	A	Holy Cross	49 54		
												233	H	Holy Cross	62 65		
												243	H	La Salle	61 69		
												244	A	Lafayette	72 62		
												244	H	Lafayette	70 45		
												257	A	Sacred Heart	55 65		
												267	H	Fairfield	56 53		
												273	A	Cornell	62 57		
												277	A	LIU Brooklyn	69 72		
												282	A	Colgate	59 51		
												282	H	Colgate	48 54		
												292	H	Mt. St. Mary's	75 71		
												293	A	Monmouth	75 57		
												342	H	NJIT	64 50		
LAST 12 Division I GAMES:																	
				233	H	Holy Cross	62 65	88	A	Bucknell I	52 59						
				244	A	Lafayette	72 62	217	A	Boston U.	65 56						
				231	H	Loyol a Maryl and	64 55	81	A	Navy	50 53						
				161	A	Army West Point	50 55	231	A	Loyol a Maryl and	64 67						
				282	H	Colgate	48 54	161	H	Army West Point	59 55						
				60	H	American	44 60	282	A	Colgate	59 51						

Non-Div I Games: Mansfield 77 47

Lehigh

Liberty

Liberty				Through Games Of Feb. 28, 2018							
Average RPI	Win:	264	WON-LOST	WINNING	LAST 10	STRENGTH OF	OPP. STRENGTH	TEAM	ADJ.	CONF.	ADJ CONF.
Average RPI	Loss:	105	RECORD	PCT. RANK	GAMES	SCHEDULE	OF SCHEDULE	RPI	RPI	RPI	RPI
DIV. I ONLY			18- 9	80	7- 2	166	290	89	89	26	26
DIV. I NON-CONF.			3- 7	254	0- 1	32	123	135	135	28	28

TOTALS	RPI 1-25			RPI 26-50		W-L RECORDS	RPI 51-100	RPI 101-999		RPI 201+	
18- 9	0- 1			0- 2		OVERALL	0- 3	18- 3		15- 2	
9- 0	0- 0			0- 0		HOME	0- 0	9- 0		8- 0	
8- 7	0- 1			0- 1		AWAY	0- 2	8- 3		7- 2	
1- 2	0- 0			0- 1		NEUTRAL	0- 1	1- 0		0- 0	
3- 7	0- 1			0- 2		NON-CONFERENCE	0- 3	3- 1		2- 1	
1- 0	0- 0			0- 0		HOME	0- 0	1- 0		1- 0	
1- 5	0- 1			0- 1		AWAY	0- 2	1- 1		1- 1	
1- 2	0- 0			0- 1		NEUTRAL	0- 1	1- 0		0- 0	
15- 2	0- 0			0- 0		CONFERENCE	0- 0	15- 2		13- 1	
8- 0	0- 0			0- 0		HOME	0- 0	8- 0		7- 0	
7- 2	0- 0			0- 0		AWAY	0- 0	7- 2		6- 1	
0- 0	0- 0			0- 0		NEUTRAL	0- 0	0- 0		0- 0	

RPI 1-25				RPI 26-50				RPI 51-100 Team's RPI: 89				RPI 101+			
RPI	S	Opponent	Score	RPI	S	Opponent	Score	RPI	S	Opponent	Score	RPI	S	Opponent	Score
12	A	Duke	51 68	37	N	Northern Colo.	57 65	64	A	James Madi son	47 58	137	A	Radford	45 52
				38	A	Mi chi gan	50 74	70	N	Houston	68 75	137	H	Radford	61 56
								76	A	Drake	68 96	171	N	Denver	82 69
												196	A	High Point	65 42
												218	A	Gardner-Webb	85 60
												218	H	Gardner-Webb	59 41
												232	A	UNC Asheville	41 48
												232	H	UNC Asheville	53 48
												245	A	Presbyteria n	76 64
												245	H	Presbyteria n	63 55
												254	A	Campbel l	46 33
												254	H	Campbel l	60 42
												276	A	Massachusetts	61 64
												281	A	Old Domini on	63 55
												294	H	Val parai so	61 40
												322	A	Charleston So.	95 57
												322	H	Charleston So.	63 53
												340	A	Winthrop	73 53
												340	H	Winthrop	63 37
												341	A	Longwood	63 51
												341	H	Longwood	73 36
LAST 12 Division I GAMES:															
				76	A	Drake	68 96	254	A	Campbel l	46 33				
				341	H	Longwood	73 36	218	H	Gardner-Webb	59 41				
				322	A	Charleston So.	95 57	245	H	Presbyteria n	63 55				
				340	A	Winthrop	73 53	196	A	High Point	65 42				
				232	H	UNC Asheville	53 48	137	H	Radford	61 56				
				137	A	Radford	45 52	341	A	Longwood	63 51				

Liberty

Non-Div I Games: Shippensburg 105 43 Limestone 68 38

Liberty

Average RPI Win:	302	WON-LOST	WINNING	LAST 10	STRENGTH OF	OPP. STRENGTH	TEAM	ADJ.	CONF.	ADJ CONF.
Average RPI Loss:	149	RECORD	PCT. RANK	GAMES	SCHEDULE	OF SCHEDULE	RPI	RPI	RPI	RPI
DIV. I ONLY	11- 18	239	5- 5	273	257	264	264	24	24	
DIV. I NON-CONF.	4- 11	279	0- 0	266	266	284	284	22	22	

TOTALS	RPI 1-25	RPI 26-50	W-L RECORDS	RPI 51-100	RPI 101-999	RPI 201+				
11- 18	0- 0	0- 1	OVERALL	0- 6	11- 11	11- 4				
6- 7	0- 0	0- 0	HOME	0- 4	6- 3	6- 1				
5- 11	0- 0	0- 1	AWAY	0- 2	5- 8	5- 3				
0- 0	0- 0	0- 0	NEUTRAL	0- 0	0- 0	0- 0				
4- 11	0- 0	0- 1	NON-CONFERENCE	0- 2	4- 8	4- 3				
2- 4	0- 0	0- 0	HOME	0- 2	2- 2	2- 1				
2- 7	0- 0	0- 1	AWAY	0- 0	2- 6	2- 2				
0- 0	0- 0	0- 0	NEUTRAL	0- 0	0- 0	0- 0				
7- 7	0- 0	0- 0	CONFERENCE	0- 4	7- 3	7- 1				
4- 3	0- 0	0- 0	HOME	0- 2	4- 1	4- 0				
3- 4	0- 0	0- 0	AWAY	0- 2	3- 2	3- 1				
0- 0	0- 0	0- 0	NEUTRAL	0- 0	0- 0	0- 0				

RPI 1-25				RPI 26-50				RPI 51-100				RPI 101+ Team's RPI: 264			
RPI	S	Opponent	Score	RPI	S	Opponent	Score	RPI	S	Opponent	Score	RPI	S	Opponent	Score
				36	A	Ball St.	46 84	52	A	FGCU	52 88	106	A	Middle Tenn.	48 72
								52	H	FGCU	54 68	123	A	Butler	58 70
								66	H	Belmont	59 91	124	A	Saint Louis	57 101
								85	H	Alabama	51 73	144	A	Vanderbilt	82 92
								100	A	Jacksonville	48 70	182	A	Stetson	71 91
								100	H	Jacksonville	63 70	182	H	Stetson	55 59
												186	H	Morehead St.	55 75
												242	H	Austin Peay	63 71
												251	A	North Florida	73 69
												251	H	North Florida	78 57
												272	A	Col. of Charleston	69 85
												289	H	Murray St.	65 64
												295	A	USC Upstate	64 80
												295	H	USC Upstate	97 78
												300	A	Kennesaw St.	64 62
												300	H	Kennesaw St.	69 52
												310	A	Tennessee Tech	61 57
												317	H	Alabama A&M	66 50
												322	A	Charleston So.	58 54
												330	A	Tennessee St.	64 71
												342	A	NJIT	74 58
												342	H	NJIT	66 58
LAST 12 Division I GAMES:															
				300	H	Kennesaw St.	69 52	342	H	NJIT	66 58				
				182	A	Stetson	71 91	295	H	USC Upstate	97 78				
				52	A	FGCU	52 88	342	A	NJIT	74 58				
				100	H	Jacksonville	63 70	52	H	FGCU	54 68				
				251	H	North Florida	78 57	182	H	Stetson	55 59				
				295	A	USC Upstate	64 80	251	A	North Florida	73 69				

Non-Div I Games:

Lipscomb

Average RPI Win:	221	WON-LOST	WINNING	LAST 10	STRENGTH OF	OPP. STRENGTH	TEAM	ADJ.	CONF.	ADJ CONF.
Average RPI Loss:	98	RECORD	PCT. RANK	GAMES	SCHEDULE	OF SCHEDULE	RPI	RPI	RPI	RPI
DIV. I ONLY	18- 9	80	9- 1	175	129	102	102	22	22	
DIV. I NON-CONF.	3- 8	268	0- 0	27	6	186	186	23	23	

TOTALS	RPI 1-25	RPI 26-50	W-L RECORDS	RPI 51-100	RPI 101-999	RPI 201+				
18- 9	0- 2	1- 1	OVERALL	1- 1	16- 5	11- 1				
12- 3	0- 0	1- 1	HOME	1- 0	10- 2	6- 1				
6- 6	0- 2	0- 0	AWAY	0- 1	6- 3	5- 0				
0- 0	0- 0	0- 0	NEUTRAL	0- 0	0- 0	0- 0				
3- 8	0- 2	1- 1	NON-CONFERENCE	1- 1	1- 4	0- 1				
3- 3	0- 0	1- 1	HOME	1- 0	1- 2	0- 1				
0- 5	0- 2	0- 0	AWAY	0- 1	0- 2	0- 0				
0- 0	0- 0	0- 0	NEUTRAL	0- 0	0- 0	0- 0				
15- 1	0- 0	0- 0	CONFERENCE	0- 0	15- 1	11- 0				
9- 0	0- 0	0- 0	HOME	0- 0	9- 0	6- 0				
6- 1	0- 0	0- 0	AWAY	0- 0	6- 1	5- 0				
0- 0	0- 0	0- 0	NEUTRAL	0- 0	0- 0	0- 0				

RPI 1-25				RPI 26-50				RPI 51-100				RPI 101+ Team's RPI: 102			
RPI	S	Opponent	Score	RPI	S	Opponent	Score	RPI	S	Opponent	Score	RPI	S	Opponent	Score
3	A	Mississippi St.	48 86	26	H	LSU	37 56	92	H	Missouri St.	63 51	103	A	Rice	51 58
19	A	Texas A&M	49 66	30	H	Oklahoma	68 56	93	A	Kansas St.	51 66	124	A	Saint Louis	45 48
												136	H	Louisiana Tech	49 58
												143	H	Texas St.	63 48
												158	H	Louisiana	78 43
												163	A	South Ala.	47 35
												167	A	Troy	70 76
												168	H	UT Arlington	59 57
												189	H	Memphis	86 57
												209	H	Tulsa	61 74
												212	A	Arkansas St.	64 58
												212	H	Arkansas St.	53 43
												235	A	Coastal Caro.	51 49
												235	H	Coastal Caro.	53 44
												271	A	Appalachian St.	52 40
												271	H	Appalachian St.	61 35
												307	A	Georgia St.	65 50
												307	H	Georgia St.	54 47
												326	A	Ga. Southern	64 34
												326	H	Ga. Southern	92 52
												337	H	La.-Monroe	57 37
LAST 12 Division I GAMES:															
271	H	Appalachian St.	61 35	326	H	Ga. Southern	92 52								
235	H	Coastal Caro.	53 44	235	A	Coastal Caro.	51 49								
212	A	Arkansas St.	64 58	271	A	Appalachian St.	52 40								
167	A	Troy	70 76	212	H	Arkansas St.	53 43								
163	A	South Ala.	47 35	143	H	Texas St.	63 48								
307	H	Georgia St.	54 47	168	H	UT Arlington	59 57								

Non-Div I Games:

Little Rock

Average RPI Win:	251	WON-LOST	WINNING	LAST 10	STRENGTH OF	OPP. STRENGTH	TEAM	ADJ.	CONF.	ADJ CONF.
Average RPI Loss:	188	RECORD	PCT. RANK	GAMES	SCHEDULE	OF SCHEDULE	RPI	RPI	RPI	RPI
DIV. I ONLY	6- 22	316	4- 6	246	245	301	301	21	21	
DIV. I NON-CONF.	2- 12	306	0- 0	275	272	325	325	19	19	

TOTALS	RPI 1-25	RPI 26-50	W-L RECORDS	RPI 51-100	RPI 101-999	RPI 201+				
6- 22	0- 1	0- 1	OVERALL	0- 2	6- 18	5- 10				
2- 10	0- 1	0- 0	HOME	0- 1	2- 8	2- 4				
4- 10	0- 0	0- 0	AWAY	0- 0	4- 0	3- 0				
0- 2	0- 0	0- 0	NEUTRAL	0- 0	0- 2	0- 1				
2- 12	0- 1	0- 1	NON-CONFERENCE	0- 0	2- 10	2- 7				
0- 6	0- 1	0- 0	HOME	0- 0	0- 5	0- 4				
2- 4	0- 0	0- 1	AWAY	0- 0	2- 3	2- 2				
0- 2	0- 0	0- 0	NEUTRAL	0- 0	0- 2	0- 1				
4- 10	0- 0	0- 0	CONFERENCE	0- 2	4- 8	3- 3				
2- 4	0- 0	0- 0	HOME	0- 1	2- 3	2- 0				
2- 6	0- 0	0- 0	AWAY	0- 1	2- 5	1- 3				
0- 0	0- 0	0- 0	NEUTRAL	0- 0	0- 0	0- 0				

RPI 1-25				RPI 26-50				RPI 51-100				RPI 101+				Team's RPI: 301
RPI	S	Opponent	Score	RPI	S	Opponent	Score	RPI	S	Opponent	Score	RPI	S	Opponent	Score	
9	H	Tennessee	61 90	45	A	Southern California	60 75	58	A	UC Davis	49 79	134	H	Loyola Marymount	69 84	
								58	H	UC Davis	71 83	147	A	Cal Poly	61 70	
												147	H	Cal Poly	64 75	
												179	N	Oral Roberts	58 64	
												181	A	UC Irvine	80 73	
												181	H	UC Irvine	81 100	
												188	A	San Diego	40 74	
												191	A	UC Santa Barbara	44 51	
												191	H	UC Santa Barbara	74 90	
												213	A	CSUN	59 51	
												215	H	Montana St.	51 62	
												219	H	New Mexico St.	63 72	
												240	A	Montana	60 67	
												246	H	Pepperdine	71 83	
												247	A	UC Riverside	53 77	
												249	H	Illinois St.	51 59	
												250	A	Hawaii	66 74	
												250	H	Hawaii	85 80	
												263	A	Grand Canyon	65 63	
												275	A	Arizona	80 72	
												285	N	VCU	59 69	
												325	A	Cal St. Fullerton	61 67	
												325	H	Cal St. Fullerton	67 47	
												342	A	NJIT	57 73	

LAST 12 Division I GAMES:																
250	H	Hawaii	85 80	181	H	UC Irvine	81 100									
181	A	UC Irvine	80 73	58	H	UC Davis	71 83									
325	H	Cal St. Fullerton	67 47	147	H	Cal Poly	64 75									
58	A	UC Davis	49 79	191	H	UC Santa Barbara	74 90									
147	A	Cal Poly	61 70	250	A	Hawaii	66 74									
213	A	CSUN	59 51	325	A	Cal St. Fullerton	61 67									

Non-Div I Games:

Long Beach St.

Average RPI Win: 265

Average RPI Loss: 233

WON-LOST
RECORDWINNING
PCT. RANKLAST 10
GAMESSTRENGTH OF
SCHEDULEOPP. STRENGTH
OF SCHEDULETEAM
RPIADJ.
RPICONF.
RPIADJ CONF.
RPIDIV. I ONLY
DIV. I NON-CONF.5- 22
1- 9323
3183- 7
0- 0308
341347
348341
349341
34926
2826
28

TOTALS

RPI 1-25

RPI 26-50

W-L RECORDS

RPI 51-100

RPI 101-999

RPI 201+

5- 22

0- 0

0- 0

OVERALL

0- 2

5- 20

5- 14

4- 8

0- 0

0- 0

HOME

0- 1

4- 7

4- 4

1- 14

0- 0

0- 0

AWAY

0- 0

1- 1

1- 0

0- 0

0- 0

0- 0

NEUTRAL

0- 0

0- 0

0- 0

1- 9

0- 0

0- 0

NON-CONFERENCE

0- 0

1- 9

1- 7

1- 3

0- 0

0- 0

HOME

0- 0

1- 3

1- 2

0- 6

0- 0

0- 0

AWAY

0- 0

0- 6

0- 5

0- 0

0- 0

0- 0

NEUTRAL

0- 0

0- 0

0- 0

4- 13

0- 0

0- 0

CONFERENCE

0- 2

4- 11

4- 7

3- 5

0- 0

0- 0

HOME

0- 1

3- 4

3- 2

1- 8

0- 0

0- 0

AWAY

0- 1

1- 7

1- 5

0- 0

0- 0

0- 0

NEUTRAL

0- 0

0- 0

0- 0

RPI 1-25

RPI 26-50

RPI 51-100

RPI 101+

Team's RPI: 341

RPI S Opponent Score

RPI S Opponent Score

RPI S Opponent Score

RPI S Opponent Score

89 A Liberty 36 73
89 H Liberty 51 63

105	A	George Mason	41	60
137	A	Radford	39	81
137	H	Radford	33	52
192	H	Norfolk St.	45	64
196	A	High Point	41	62
196	H	High Point	39	75
214	A	Eastern Mich.	44	73
218	A	Gardner-Webb	41	52
218	H	Gardner-Webb	54	61
232	A	UNC Asheville	52	82
232	H	UNC Asheville	67	54
245	A	Presbyterian	75	60
245	H	Presbyterian	66	56
254	A	Campbell	48	58
254	H	Campbell	57	50
286	H	Fairleigh Dickinson	52	72
294	H	Valparaiso	68	81
302	A	Marshall	45	90
318	A	N.C. Central	75	87
322	A	Charleston So.	57	73
322	H	Charleston So.	61	78
333	A	Wagner	43	60
334	A	Delaware St.	56	60
340	A	Winthrop	60	69
348	H	UMass Lowell	84	82

LAST 12 Division I GAMES:

89	A	Liberty	36	73	196	H	High Point	39	75
232	H	UNC Asheville	67	54	322	H	Charleston So.	61	78
137	A	Radford	39	81	340	A	Winthrop	60	69
254	H	Campbell	57	50	254	A	Campbell	48	58
218	A	Gardner-Webb	41	52	89	H	Liberty	51	63
245	A	Presbyterian	75	60	196	A	High Point	41	62

Longwood

Longwood

Non-Div I Games:

Milligan

66 56

Longwood

Loss, Non-Conf, S Site, H Home A Away N Neutral

Average RPI Win: 261	WON-LOST RECORD	WINNING PCT. RANK	LAST 10 GAMES	STRENGTH OF SCHEDULE	OPP. STRENGTH OF SCHEDULE	TEAM RPI	ADJ. RPI	CONF. RPI	ADJ. CONF. RPI
Average RPI Loss: 108									
DIV. I ONLY	14- 13	166	5- 5	160	226	158	158	22	22
DIV. I NON-CONF.	5- 6	187	0- 0	87	108	141	141	23	23

TOTALS	RPI 1-25	RPI 26-50	W-L RECORDS	RPI 51-100	RPI 101-999	RPI 201+			
14- 13	0- 2	0- 1	OVERALL	0- 2	14- 8	12- 0			
6- 5	0- 0	0- 0	HOME	0- 1	6- 4	6- 0			
7- 6	0- 1	0- 0	AWAY	0- 1	7- 1	5- 0			
1- 2	0- 1	0- 0	NEUTRAL	0- 0	1- 1	1- 0			
5- 6	0- 2	0- 1	NON-CONFERENCE	0- 2	5- 1	5- 0			
3- 1	0- 0	0- 0	HOME	0- 1	3- 0	3- 0			
1- 3	0- 1	0- 1	AWAY	0- 1	1- 0	1- 0			
1- 2	0- 1	0- 0	NEUTRAL	0- 0	1- 1	1- 0			
9- 7	0- 0	0- 0	CONFERENCE	0- 0	9- 7	7- 0			
3- 4	0- 0	0- 0	HOME	0- 0	3- 4	3- 0			
6- 3	0- 0	0- 0	AWAY	0- 0	6- 3	4- 0			
0- 0	0- 0	0- 0	NEUTRAL	0- 0	0- 0	0- 0			

RPI 1-25				RPI 26-50				RPI 51-100				RPI 101+ Team's RPI: 158			
RPI	S	Opponent	Score	RPI	S	Opponent	Score	RPI	S	Opponent	Score	RPI	S	Opponent	Score
3	N	Mississippi St.	37 94	26	A	LSU	45 60	67	A	Toledo	55 79	102	A	Little Rock	43 78
19	A	Texas A&M	62 83					96	H	Auburn	60 70	116	N	Cleveland St.	45 54
												143	A	Texas St.	65 58
												143	H	Texas St.	53 56
												163	A	South Ala.	59 56
												163	H	South Ala.	57 72
												167	A	Troy	53 72
												167	H	Troy	55 62
												168	A	UT Arlington	61 63
												168	H	UT Arlington	34 38
												212	A	Arkansas St.	77 75
												223	H	New Orleans	66 57
												228	N	Niagara	68 52
												235	H	Coastal Caro.	59 55
												271	H	Appalachian St.	61 45
												280	H	McNeese	98 86
												290	A	Southeastern La.	68 56
												297	H	Alcorn	67 47
												307	A	Georgia St.	75 60
												326	A	Ga. Southern	58 48
												337	A	La. -Monroe	76 48
												337	H	La. -Monroe	63 55
LAST 12 Division I GAMES:															
				163	A	South Ala.	59 56	337	A	La. -Monroe	76 48				
				167	A	Troy	53 72	167	H	Troy	55 62				
				168	H	UT Arlington	34 38	163	H	South Ala.	57 72				
				143	H	Texas St.	53 56	143	A	Texas St.	65 58				
				326	A	Ga. Southern	58 48	168	A	UT Arlington	61 63				
				307	A	Georgia St.	75 60	337	H	La. -Monroe	63 55				

Non-Div I Games: Dillard

53 60

Louisiana

Average RPI Win: 211	WON-LOST RECORD	WINNING PCT. RANK	LAST 10 GAMES	STRENGTH OF SCHEDULE	OPP. STRENGTH OF SCHEDULE	TEAM RPI	ADJ. RPI	CONF. RPI	ADJ CONF. RPI
Average RPI Loss: 152									

DIV. I ONLY	17- 10	102	6- 4	188	196	136	136	18	18
DIV. I NON-CONF.	8- 4	87	0- 0	281	172	165	165	20	20

TOTALS	RPI 1-25	RPI 26-50	W-L RECORDS	RPI 51-100	RPI 101-999	RPI 201+			
17- 10	0- 1	0- 1	OVERALL	2- 2	15- 6	10- 4			
11- 4	0- 0	0- 1	HOME	0- 1	11- 2	9- 0			
5- 5	0- 1	0- 0	AWAY	1- 1	4- 3	1- 3			
1- 1	0- 0	0- 0	NEUTRAL	1- 0	0- 1	0- 1			
8- 4	0- 1	0- 0	NON-CONFERENCE	1- 1	7- 2	5- 1			
6- 1	0- 0	0- 0	HOME	0- 0	6- 1	5- 0			
1- 2	0- 1	0- 0	AWAY	0- 1	1- 0	0- 0			
1- 1	0- 0	0- 0	NEUTRAL	1- 0	0- 1	0- 1			
9- 6	0- 0	0- 1	CONFERENCE	1- 1	8- 4	5- 3			
5- 3	0- 0	0- 1	HOME	0- 1	5- 1	4- 0			
4- 3	0- 0	0- 0	AWAY	1- 0	3- 3	1- 3			
0- 0	0- 0	0- 0	NEUTRAL	0- 0	0- 0	0- 0			

RPI 1-25				RPI 26-50				RPI 51-100				RPI 101+ Team's RPI: 136			
RPI S	Opponent	Score		RPI S	Opponent	Score		RPI S	Opponent	Score		RPI S	Opponent	Score	
11 A	Texas	54	88	43 H	Western Ky.	64	74	84 A	UAB	70	60	102 A	Little Rock	58	49
								84 H	UAB	61	66	103 H	Rice	75	55
								86 N	Penn St.	71	59	106 A	Middle Tenn.	66	49
								96 A	Auburn	59	75	153 H	Charlotte	51	64
												160 H	Clemson	47	55
												189 H	Memphis	65	40
												194 A	UTEP	65	62
												205 A	Southern Miss.	50	65
												205 H	Southern Miss.	89	57
												221 H	North Texas	61	53
												227 H	Grambling	64	53
												228 N	Niagara	67	73
												229 A	Fla. Atlantic	72	86
												269 H	UTSA	63	55
												280 H	McNeese	78	62
												281 H	Old Dominion	59	45
												297 H	Alcorn	87	50
												302 A	Marshall	74	65
												308 H	Houston Baptist	85	62
												309 A	FIU	54	57
												337 H	La.-Monroe	71	49

LAST 12 Division I GAMES:															
84 A	UAB	70	60	106 A	Middle Tenn.	66	49								
205 H	Southern Miss.	89	57	43 H	Western Ky.	64	74								
153 H	Charlotte	51	64	281 H	Old Dominion	59	45								
194 A	UTEP	65	62	229 A	Fla. Atlantic	72	86								
103 H	Rice	75	55	309 A	FIU	54	57								
84 H	UAB	61	66	302 A	Marshall	74	65								

Non-Div I Games: LSU-Alexandria 87 47

Louisiana Tech

Average RPI		Win: 107	WON-LOST RECORD	WINNING PCT. RANK	LAST 10 GAMES	STRENGTH OF SCHEDULE	OPP. STRENGTH OF SCHEDULE	TEAM RPI	ADJ. RPI	CONF. RPI	ADJ. CONF. RPI
Loss: 5											
DIV. I ONLY			29- 2	4	9- 1	26	1	5	5	1	1
DIV. I NON-CONF.			14- 1	5	0- 1	71	7	8	8	1	1
TOTALS		RPI 1-25		RPI 26-50		W-L RECORDS	RPI 51-100	RPI 101-999		RPI 201+	
29- 2	5- 2			6- 0		OVERALL	5- 0	13- 0		4- 0	
16- 1	3- 1			2- 0		HOME	2- 0	9- 0		3- 0	
13- 1	2- 1			4- 0		AWAY	3- 0	4- 0		1- 0	
0- 0	0- 0			0- 0		NEUTRAL	0- 0	0- 0		0- 0	
14- 1	2- 1			2- 0		NON-CONFERENCE	3- 0	7- 0		4- 0	
9- 0	1- 0			1- 0		HOME	1- 0	6- 0		3- 0	
5- 1	1- 1			1- 0		AWAY	2- 0	1- 0		1- 0	
0- 0	0- 0			0- 0		NEUTRAL	0- 0	0- 0		0- 0	
15- 1	3- 1			4- 0		CONFERENCE	2- 0	6- 0		0- 0	
7- 1	2- 1			1- 0		HOME	1- 0	3- 0		0- 0	
8- 0	1- 0			3- 0		AWAY	1- 0	3- 0		0- 0	
0- 0	0- 0			0- 0		NEUTRAL	0- 0	0- 0		0- 0	

Non-Div I Games:

Loui svi l l e

■ Loss, ■ Non-Conf, S Site, H Home A Away N Neutral

Average RPI Win:	291	WON-LOST	WINNING	LAST 10	STRENGTH OF	OPP. STRENGTH	TEAM	ADJ.	CONF.	ADJ CONF.
Average RPI Loss:	160	RECORD	PCT. RANK	GAMES	SCHEDULE	OF SCHEDULE	RPI	RPI	RPI	RPI
DIV. I ONLY	7- 20	294	4- 6	292	206	304	304	23	23	
DIV. I NON-CONF.	2- 9	295	0- 0	223	86	283	283	21	21	

TOTALS	RPI 1-25	RPI 26-50	W-L RECORDS	RPI 51-100	RPI 101-999	RPI 201+				
7- 20	0- 3	0- 0	OVERALL	0- 3	7- 14	6- 7				
4- 7	0- 1	0- 0	HOME	0- 1	4- 5	3- 3				
3- 13	0- 2	0- 0	AWAY	0- 2	3- 9	3- 4				
0- 0	0- 0	0- 0	NEUTRAL	0- 0	0- 0	0- 0				
2- 9	0- 3	0- 0	NON-CONFERENCE	0- 0	2- 6	2- 1				
1- 3	0- 1	0- 0	HOME	0- 0	1- 2	1- 0				
1- 6	0- 2	0- 0	AWAY	0- 0	1- 4	1- 1				
0- 0	0- 0	0- 0	NEUTRAL	0- 0	0- 0	0- 0				
5- 11	0- 0	0- 0	CONFERENCE	0- 3	5- 8	4- 6				
3- 4	0- 0	0- 0	HOME	0- 1	3- 3	2- 3				
2- 7	0- 0	0- 0	AWAY	0- 2	2- 5	2- 3				
0- 0	0- 0	0- 0	NEUTRAL	0- 0	0- 0	0- 0				

RPI 1-25				RPI 26-50				RPI 51-100				RPI 101+				Team's RPI: 304
RPI	S	Opponent	Score	RPI	S	Opponent	Score	RPI	S	Opponent	Score	RPI	S	Opponent	Score	
22	H	Green Bay	39 76					76	A	Drake	46 72	114	A	Northern Ill.	71 80	
24	A	DePaul	47 88					92	A	Missouri St.	36 75	119	A	Milwaukee	41 63	
25	A	Marquette	30 92					92	H	Missouri St.	58 69	122	H	Western Mich.	47 65	
												123	A	Butler	52 64	
												139	A	UNI	41 70	
												154	H	Youngstown St.	49 73	
												156	A	Southern Ill.	46 62	
												156	H	Southern Ill.	62 53	
												249	A	Illinois St.	49 57	
												249	H	Illinois St.	62 59	
												258	A	Indiana St.	67 74	
												258	H	Indiana St.	65 73	
												260	A	Bradley	71 61	
												260	H	Bradley	57 59	
												294	A	Valparaiso	60 76	
												294	H	Valparaiso	53 63	
												327	A	Fort Wayne	70 79	
												329	H	Ill.-Chicago	57 55	
												345	A	Chicago St.	46 28	
												349	A	Evansville	60 47	
												349	H	Evansville	82 63	

LAST 12 Division I GAMES:																
258	A	Indiana St.	67 74	249	A	Illinois St.	49 57									
349	A	Evansville	60 47	349	H	Evansville	82 63									
156	H	Southern Ill.	62 53	258	H	Indiana St.	65 73									
92	H	Missouri St.	58 69	92	A	Missouri St.	36 75									
294	H	Valparaiso	53 63	156	A	Southern Ill.	46 62									
260	A	Bradley	71 61	294	A	Valparaiso	60 76									

Non-Div I Games:

Loyol a Chi cago

Average RPI Win: 200	WON-LOST RECORD	WINNING PCT. RANK	LAST 10 GAMES	STRENGTH OF SCHEDULE	OPP. STRENGTH OF SCHEDULE	TEAM RPI	ADJ. RPI	CONF. RPI	ADJ CONF. RPI
Average RPI Loss: 157									
DIV. I ONLY	9- 20	272	4- 6	115	214	231	231	15	15
DIV. I NON-CONF.	2- 9	295	0- 0	109	260	263	263	18	18

TOTALS	RPI 1-25	RPI 26-50	W-L RECORDS	RPI 51-100	RPI 101-999	RPI 201+			
9- 20	0- 2	0- 0	OVERALL	2- 4	7- 14	6- 8			
6- 7	0- 0	0- 0	HOME	1- 2	5- 5	5- 2			
3- 13	0- 2	0- 0	AWAY	1- 2	2- 9	1- 6			
0- 0	0- 0	0- 0	NEUTRAL	0- 0	0- 0	0- 0			
2- 9	0- 2	0- 0	NON-CONFERENCE	0- 0	2- 7	1- 3			
1- 3	0- 0	0- 0	HOME	0- 0	1- 3	1- 1			
1- 6	0- 2	0- 0	AWAY	0- 0	1- 4	0- 2			
0- 0	0- 0	0- 0	NEUTRAL	0- 0	0- 0	0- 0			
7- 11	0- 0	0- 0	CONFERENCE	2- 4	5- 7	5- 5			
5- 4	0- 0	0- 0	HOME	1- 2	4- 2	4- 1			
2- 7	0- 0	0- 0	AWAY	1- 2	1- 5	1- 4			
0- 0	0- 0	0- 0	NEUTRAL	0- 0	0- 0	0- 0			

RPI 1-25				RPI 26-50				RPI 51-100				RPI 101+ Team's RPI: 231			
RPI	S	Opponent	Score	RPI	S	Opponent	Score	RPI	S	Opponent	Score	RPI	S	Opponent	Score
20	A	Maryland	45 114					60	A	American	56 69	105	H	George Mason	72 80
25	A	Marquette	63 83					60	H	American	58 71	112	H	Georgetown	54 72
								81	A	Navy	44 73	117	A	Delaware	38 71
								81	H	Navy	58 40	154	A	William & Mary	49 70
								88	A	Bucknell	68 65	161	A	Army West Point	47 62
								88	H	Bucknell	69 74	161	H	Army West Point	62 69
												192	A	Norfolk St.	61 58
												202	A	Lehigh	55 64
												202	H	Lehigh	67 64
												217	A	Boston U.	56 75
												217	H	Boston U.	65 52
												233	A	Holy Cross	65 58
												233	H	Holy Cross	77 60
												244	A	Lafayette	54 65
												244	H	Lafayette	64 73
												253	A	St. Francis Brooklyn	47 64
												262	H	Towson	67 76
												273	H	Cornell	78 63
												282	A	Colgate	60 71
												282	H	Colgate	70 55
												292	A	Mt. St. Mary's	63 71

LAST 12 Division I GAMES:															
217	H	Boston U.	65 52	60	A	American	56 69	233	A	Holy Cross	65 58				
81	H	Navy	58 40	161	A	Army West Point	47 62	202	H	Lehigh	67 64				
202	A	Lehigh	55 64	282	H	Colgate	70 55	88	A	Bucknell	68 65				
282	A	Colgate	60 71												
88	H	Bucknell	69 74												
244	H	Lafayette	64 73												

Non-Div I Games:

Loyola Maryl and

Average RPI Win:	206	WON-LOST	WINNING	LAST 10	STRENGTH OF	OPP. STRENGTH	TEAM	ADJ.	CONF.	ADJ CONF.
Average RPI Loss:	139	RECORD	PCT. RANK	GAMES	SCHEDULE	OF SCHEDULE	RPI	RPI	RPI	RPI
DIV. I ONLY	18- 10	94	7- 3	247	110	134	134	14	14	
DIV. I NON-CONF.	7- 3	74	0- 0	299	96	158	158	11	11	

TOTALS	RPI 1-25	RPI 26-50	W-L RECORDS	RPI 51-100	RPI 101-999	RPI 201+				
18- 10	0- 0	0- 3	OVERALL	3- 0	15- 7	9- 3				
10- 5	0- 0	0- 2	HOME	2- 0	8- 3	5- 1				
8- 5	0- 0	0- 1	AWAY	1- 0	7- 4	4- 2				
0- 0	0- 0	0- 0	NEUTRAL	0- 0	0- 0	0- 0				
7- 3	0- 0	0- 1	NON-CONFERENCE	1- 0	6- 2	4- 2				
4- 2	0- 0	0- 1	HOME	1- 0	3- 1	2- 1				
3- 1	0- 0	0- 0	AWAY	0- 0	3- 1	2- 1				
0- 0	0- 0	0- 0	NEUTRAL	0- 0	0- 0	0- 0				
11- 7	0- 0	0- 2	CONFERENCE	2- 0	9- 5	5- 1				
6- 3	0- 0	0- 1	HOME	1- 0	5- 2	3- 0				
5- 4	0- 0	0- 1	AWAY	1- 0	4- 3	2- 1				
0- 0	0- 0	0- 0	NEUTRAL	0- 0	0- 0	0- 0				

RPI 1-25				RPI 26-50				RPI 51-100				RPI 101+ Team's RPI: 134			
RPI	S	Opponent	Score	RPI	S	Opponent	Score	RPI	S	Opponent	Score	RPI	S	Opponent	Score
40	A	Gonzaga	67 77	40	H	Gonzaga	69 75	72	A	Saint Mary's (CA)	75 65	124	A	Saint Louis	62 60
40	H	Gonzaga						72	H	Saint Mary's (CA)	69 57	131	A	San Francisco	60 78
45	H	Southern Cal i forni a	70 80					80	H	Mi ami (OH)	84 71	131	H	San Franci sco	65 60
												140	A	BYU	52 62
												140	H	BYU	55 67
												188	A	San Di ego	67 53
												188	H	San Di ego	54 60
												190	A	Paci fi c	79 77
												190	H	Paci fi c	75 60
												191	H	UC Santa Barbara	67 61
												207	A	SMU	60 63
												213	H	CSUN	68 75
												214	H	Eastern Mich.	73 64
												246	A	Pepperdi ne	74 85
												246	H	Pepperdi ne	75 60
												247	A	UC Ri versi de	67 59
												275	H	Ari zona	84 70
												283	A	Santa Clara	65 51
												283	H	Santa Clara	64 45
												301	A	Long Beach St.	84 69
												313	A	Portl and	63 60
												313	H	Portl and	76 55
LAST 12 Di vi si on I GAMES:															
190	A	Paci fi c	79 77	313	H	Portl and	76 55								
283	H	Santa Clara	64 45	140	A	BYU	52 62								
131	H	San Franci sco	65 60	188	A	San Di ego	67 53								
40	H	Gonzaga	69 75	246	H	Pepperdi ne	75 60								
246	A	Pepperdi ne	74 85	313	A	Portl and	63 60								
72	A	Saint Mary's (CA)	75 65	140	H	BYU	55 67								

Non-Div I Games: Cal St. Dom. Hills 84 52

Average RPI Win: 219

Average RPI Loss: 75

WON-LOST
RECORDWINNING
PCT. RANKLAST 10
GAMESSTRENGTH OF
SCHEDULEOPP. STRENGTH
OF SCHEDULETEAM
RPIADJ.
RPICONF.
RPIADJ CONF.
RPIDIV. I ONLY
DIV. I NON-CONF.18- 9
5- 680
1879- 1
0- 0117
60156
375
7775
7720
2420
24

TOTALS

RPI 1-25

RPI 26-50

W-L RECORDS

RPI 51-100

RPI 101-999

RPI 201+

18- 9

0- 3

0- 1

OVERALL

2- 2

16- 3

8- 0

9- 2

0- 0

0- 0

HOME

2- 0

7- 2

4- 0

8- 7

0- 3

0- 1

AWAY

0- 2

8- 1

3- 0

1- 0

0- 0

0- 0

NEUTRAL

0- 0

1- 0

1- 0

5- 6

0- 3

0- 1

NON-CONFERENCE

1- 1

4- 1

2- 0

2- 1

0- 0

0- 0

HOME

1- 0

1- 1

1- 0

2- 5

0- 3

0- 1

AWAY

0- 1

2- 0

0- 0

1- 0

0- 0

0- 0

NEUTRAL

0- 0

1- 0

1- 0

13- 3

0- 0

0- 0

CONFERENCE

1- 1

12- 2

6- 0

7- 1

0- 0

0- 0

HOME

1- 0

6- 1

3- 0

6- 2

0- 0

0- 0

AWAY

0- 1

6- 1

3- 0

0- 0

0- 0

0- 0

NEUTRAL

0- 0

0- 0

0- 0

RPI 1-25

RPI 26-50

RPI 51-100 Team's RPI: 75

RPI 101+

RPI	S	Opponent	Score
3	A	Mississippi St.	43 83
6	A	Ohio St.	70 83
12	A	Duke	39 69

RPI	S	Opponent	Score
49	A	Miami (FL)	70 80

RPI	S	Opponent	Score
56	H	Harvard	76 51
67	A	Tolledo	64 65
77	A	Albany (NY)	54 68
77	H	Albany (NY)	74 69

RPI	S	Opponent	Score
108	A	Dartmouth	64 51
127	H	Tulane	34 42
145	A	Hartford	59 44
145	H	Hartford	59 56
152	A	Binghamton	61 38
152	H	Binghamton	62 66
178	A	Stony Brook	68 76
178	H	Stony Brook	64 56
184	A	New Hampshire	56 46
184	H	New Hampshire	77 46
200	A	Boston College	61 40
287	H	Bryant	70 68
291	A	Vermont	79 47
291	H	Vermont	64 55
300	N	Kennesaw St.	75 39
324	A	UMBC	64 50
324	H	UMBC	69 36
348	A	UMass Lowell	69 51
348	H	UMass Lowell	70 65

LAST 12 Division I GAMES:

77	H	Albany (NY)	74 69	152	A	Binghamton	61 38
291	A	Vermont	79 47	348	A	UMass Lowell	69 51
348	H	UMass Lowell	70 65	324	H	UMBC	69 36
178	A	Stony Brook	68 76	184	A	New Hampshire	56 46
184	H	New Hampshire	77 46	145	A	Hartford	59 44
145	H	Hartford	59 56	291	H	Vermont	64 55

Non-Div I Games:

Maine Maritime

89 49

Me.-Fort Kent

100 40

Maine

■ Loss,
 ■ Non-Conf,
 ■ S Site,
 ■ Home
 ■ A Away
 N Neutral

Average RPI Win:	297	WON-LOST	WINNING	LAST 10	STRENGTH OF	OPP. STRENGTH	TEAM	ADJ.	CONF.	ADJ CONF.
Average RPI Loss:	168	RECORD	PCT. RANK	GAMES	SCHEDULE	OF SCHEDULE	RPI	RPI	RPI	RPI
DIV. I ONLY	12- 17	222	5- 5	294	285	259	259	28	28	
DIV. I NON-CONF.	3- 8	268	0- 0	100	223	214	214	25	25	

TOTALS	RPI 1-25	RPI 26-50	W-L RECORDS	RPI 51-100	RPI 101-999	RPI 201+				
12- 17	0- 0	0- 3	OVERALL	0- 3	12- 11	12- 6				
7- 5	0- 0	0- 1	HOME	0- 2	7- 2	7- 1				
4- 12	0- 0	0- 2	AWAY	0- 1	4- 9	4- 5				
1- 0	0- 0	0- 0	NEUTRAL	0- 0	1- 0	1- 0				
3- 8	0- 0	0- 2	NON-CONFERENCE	0- 3	3- 3	3- 1				
1- 2	0- 0	0- 0	HOME	0- 2	1- 0	1- 0				
1- 6	0- 0	0- 2	AWAY	0- 1	1- 3	1- 1				
1- 0	0- 0	0- 0	NEUTRAL	0- 0	1- 0	1- 0				
9- 9	0- 0	0- 1	CONFERENCE	0- 0	9- 8	9- 5				
6- 3	0- 0	0- 1	HOME	0- 0	6- 2	6- 1				
3- 6	0- 0	0- 0	AWAY	0- 0	3- 6	3- 4				
0- 0	0- 0	0- 0	NEUTRAL	0- 0	0- 0	0- 0				

RPI 1-25				RPI 26-50				RPI 51-100				RPI 101+				Team's RPI: 259	
RPI	S	Opponent	Score	RPI	S	Opponent	Score	RPI	S	Opponent	Score	RPI	S	Opponent	Score		
				35	A	Vi rgi ni a	47 69	77	H	Al bany (NY)	56 62	173	A	Marist	40 65		
				39	A	Cal i forni a	66 87	79	H	Fordham	48 54	178	A	Stony Brook	59 74		
				41	H	Qui nni pi ac	64 80	86	A	Penn St.	46 78	184	A	New Hampshi re	55 68		
												195	A	Si ena	51 56		
												195	H	Si ena	54 56		
												228	A	Ni agara	64 65		
												228	H	Ni agara	82 64		
												253	H	St. Franci s Brookl yn	57 54		
												257	A	Sacred Heart	61 65		
												261	A	Ri der	51 67		
												261	H	Ri der	50 53		
												267	A	Fai rfi el d	52 55		
												267	H	Fai rfi el d	55 44		
												277	A	LIU Brookl yn	72 38		
												279	A	Can i si us	59 56		
												279	H	Can i si us	58 39		
												293	A	Monmouth	59 63		
												293	H	Monmouth	63 53		
												314	N	Coppi n St.	74 56		
												338	A	I ona	57 48		
												338	H	I ona	67 63		
												347	A	Sai nt Peter' s	60 39		
												347	H	Sai nt Peter' s	76 64		
LAST 12 Division I GAMES:																	
				261	H	Ri der	50 53	228	H	Ni agara	82 64						
				347	A	Sai nt Peter' s	60 39	267	A	Fai rfi el d	52 55						
				338	A	I ona	57 48	261	A	Ri der	51 67						
				195	H	Si ena	54 56	293	H	Monmouth	63 53						
				293	A	Monmouth	59 63	195	A	Si ena	51 56						
				267	H	Fai rfi el d	55 44	338	H	I ona	67 63						

Non-Div I Games:

Manhattan

■ Loss,
■ Non-Conf,
■ S Site,
■ H Home
■ A Away
N Neutral

Average RPI Win:	276	WON-LOST	WINNING	LAST 10	STRENGTH OF	OPP. STRENGTH	TEAM	ADJ.	CONF.	ADJ CONF.
Average RPI Loss:	125	RECORD	PCT. RANK	GAMES	SCHEDULE	OF SCHEDULE	RPI	RPI	RPI	RPI
DIV. I ONLY	18- 12	114	8- 2	285	239	173	173	28	28	
DIV. I NON-CONF.	4- 8	239	0- 0	235	113	240	240	25	25	

TOTALS	RPI 1-25	RPI 26-50	W-L RECORDS	RPI 51-100	RPI 101-999	RPI 201+				
18- 12	0- 0	0- 3	OVERALL	0- 2	18- 7	17- 2				
9- 4	0- 0	0- 1	HOME	0- 1	9- 2	8- 1				
9- 6	0- 0	0- 1	AWAY	0- 0	9- 5	9- 1				
0- 2	0- 0	0- 1	NEUTRAL	0- 1	0- 0	0- 0				
4- 8	0- 0	0- 1	NON-CONFERENCE	0- 2	4- 5	4- 1				
2- 2	0- 0	0- 0	HOME	0- 1	2- 1	2- 0				
2- 4	0- 0	0- 0	AWAY	0- 0	2- 4	2- 1				
0- 2	0- 0	0- 1	NEUTRAL	0- 1	0- 0	0- 0				
14- 4	0- 0	0- 2	CONFERENCE	0- 0	14- 2	13- 1				
7- 2	0- 0	0- 1	HOME	0- 0	7- 1	6- 1				
7- 2	0- 0	0- 1	AWAY	0- 0	7- 1	7- 0				
0- 0	0- 0	0- 0	NEUTRAL	0- 0	0- 0	0- 0				

RPI	S	Opponent	Score	RPI	S	Opponent	Score	RPI	S	Opponent	Score	RPI	S	Opponent	Score
41	A	Qui nni pi ac	56 62	55	N	Purdue	47 61	108	H	Dartmouth	51 60	125	A	Seton Hall	60 85
41	H	Qui nni pi ac	74 80	81	H	Navy	70 77	135	A	Northeastern	72 78	193	A	Temple	77 83
45	N	Southern Cal i forni a	57 78					195	A	Si ena	53 58	195	H	Si ena	73 54
								217	A	Boston U.	80 52	228	A	Ni agara	84 78
								228	H	Ni agara	61 68	233	H	Holy Cross	85 74
								250	A	Hawai i	63 70	259	H	Manhattan	65 40
								261	A	Ri der	80 69	261	H	Ri der	68 67
								267	A	Fai rfi el d	48 34	267	H	Fai rfi el d	71 63
								276	A	Massachusetts	88 60	279	A	Can i si us	78 53
								279	H	Can i si us	58 47	293	A	Monmouth	85 57
								293	H	Monmouth	69 46	332	H	Rhode Island	64 42
								338	A	I ona	55 45	338	H	I ona	75 55
								338	H	I ona	75 55	347	A	Saint Peter's	86 53
LAST 12 Di vi si on I GAMES:															
228	H	Ni agara	61 68	195	H	Si ena	73 54								
338	A	I ona	55 45	338	H	I ona	75 55								
41	H	Qui nni pi ac	74 80	279	A	Can i si us	78 53								
267	A	Fai rfi el d	48 34	228	A	Ni agara	84 78								
279	H	Can i si us	58 47	261	H	Ri der	68 67								
293	A	Monmouth	85 57	195	A	Si ena	53 58								

Non-Di v I Games:

Marist

MarquetteMarquette

Marquette

Average RPI Win:	286	WON-LOST	WINNING	LAST 10	STRENGTH OF	OPP. STRENGTH	TEAM	ADJ.	CONF.	ADJ CONF.
Average RPI Loss:	155	RECORD	PCT. RANK	GAMES	SCHEDULE	OF SCHEDULE	RPI	RPI	RPI	RPI
DIV. I ONLY	7- 19	286	3- 7	259	172	302	302	18	18	
DIV. I NON-CONF.	4- 7	226	0- 0	333	144	320	320	20	20	

TOTALS	RPI 1-25	RPI 26-50	W-L RECORDS	RPI 51-100	RPI 101-999	RPI 201+				
7- 19	0- 0	0- 2	OVERALL	0- 4	7- 13	6- 6				
5- 9	0- 0	0- 1	HOME	0- 3	5- 5	4- 2				
2- 10	0- 0	0- 1	AWAY	0- 1	2- 8	2- 4				
0- 0	0- 0	0- 0	NEUTRAL	0- 0	0- 0	0- 0				
4- 7	0- 0	0- 0	NON-CONFERENCE	0- 3	4- 4	4- 1				
3- 4	0- 0	0- 0	HOME	0- 2	3- 2	3- 1				
1- 3	0- 0	0- 0	AWAY	0- 1	1- 2	1- 0				
0- 0	0- 0	0- 0	NEUTRAL	0- 0	0- 0	0- 0				
3- 12	0- 0	0- 2	CONFERENCE	0- 1	3- 9	2- 5				
2- 5	0- 0	0- 1	HOME	0- 1	2- 3	1- 1				
1- 7	0- 0	0- 1	AWAY	0- 0	1- 6	1- 4				
0- 0	0- 0	0- 0	NEUTRAL	0- 0	0- 0	0- 0				

RPI 1-25				RPI 26-50				RPI 51-100				RPI 101+ Team's RPI: 302			
RPI	S	Opponent	Score	RPI	S	Opponent	Score	RPI	S	Opponent	Score	RPI	S	Opponent	Score
				43	A	Western Ky.	50 77	84	H	UAB	62 69	103	A	Rice	44 87
				43	H	Western Ky.	66 86	86	H	Penn St.	65 80	106	H	Middle Tenn.	57 73
								90	A	Kentucky	39 69	116	A	Cleveland St.	76 85
								90	H	Ohio	52 54	136	H	Louisiana Tech	65 74
												153	A	Charlotte	61 67
												156	H	Southern Ill.	59 64
												166	A	Florida	69 74
												194	H	UTEP	66 64
												205	A	Southern Miss.	61 70
												221	A	North Texas	62 54
												229	A	Fla. Atlantic	59 79
												266	H	Morgan St.	73 68
												269	H	UTSA	59 72
												271	H	Appalachian St.	54 56
												281	A	Old Dominion	53 69
												309	A	FIU	54 67
												309	H	FIU	78 75
												330	A	Tennessee St.	71 65
												340	H	Winthrop	70 40
												341	H	Longwood	90 45

LAST 12 Division I GAMES:															
				221	A	North Texas	62 54	205	A	Southern Miss.	61 70				
				103	A	Rice	44 87	153	A	Charlotte	61 67				
				43	A	Western Ky.	50 77	309	H	FIU	78 75				
				194	H	UTEP	66 64	106	H	Middle Tenn.	57 73				
				84	H	UAB	62 69	43	H	Western Ky.	66 86				
				269	H	UTSA	59 72	281	A	Old Dominion	53 69				

Non-Div I Games: Ky. Christian 111 38 Alice Lloyd 96 46

Marshall

Average RPI Win:	136	WON-LOST	WINNING	LAST 10	STRENGTH OF	OPP. STRENGTH	TEAM	ADJ.	CONF.	ADJ CONF.
Average RPI Loss:	37	RECORD	PCT. RANK	GAMES	SCHEDULE	OF SCHEDULE	RPI	RPI	RPI	RPI
DIV. I ONLY	23- 6	27	7- 3	47	31	20	20	3	3	
DIV. I NON-CONF.	11- 2	22	1- 0	139	51	40	40	4	4	

TOTALS	RPI 1-25	RPI 26-50	W-L RECORDS	RPI 51-100	RPI 101-999	RPI 201+				
23- 6	2- 2	4- 2	OVERALL	6- 2	11- 0	9- 0				
12- 3	2- 1	1- 0	HOME	3- 2	6- 0	5- 0				
10- 3	0- 1	3- 2	AWAY	3- 0	4- 0	3- 0				
1- 0	0- 0	0- 0	NEUTRAL	0- 0	1- 0	1- 0				
11- 2	0- 2	2- 0	NON-CONFERENCE	1- 0	8- 0	7- 0				
6- 1	0- 1	0- 0	HOME	1- 0	5- 0	4- 0				
4- 1	0- 1	2- 0	AWAY	0- 0	2- 0	2- 0				
1- 0	0- 0	0- 0	NEUTRAL	0- 0	1- 0	1- 0				
12- 4	2- 0	2- 2	CONFERENCE	5- 2	3- 0	2- 0				
6- 2	2- 0	1- 0	HOME	2- 2	1- 0	1- 0				
6- 2	0- 0	1- 2	AWAY	3- 0	2- 0	1- 0				
0- 0	0- 0	0- 0	NEUTRAL	0- 0	0- 0	0- 0				

RPI	S	Opponent	Score	RPI	S	Opponent	Score	RPI	S	Opponent	Score	RPI	S	Opponent	Score
2	A	UConn	72 97	35	A	Virginia	60 59	54	H	Indiana	74 70	101	H	George Washington	80 54
6	H	Ohio St.	99 69	38	A	Michigan	65 71	55	H	Purdue	65 75	165	A	Northwestern	68 65
15	H	Iowa	80 64	42	A	Rutgers	72 54	61	A	Michigan St.	76 68	203	A	Wisconsin	71 44
17	H	South Carolina	86 94	42	H	Rutgers	88 60	61	H	Michigan St.	68 82	220	A	Akron	75 54
				46	A	Minnesota	74 93	63	A	Nebraska	64 57	224	H	Illinois	100 65
				49	A	Miami (FL)	79 71	63	H	Nebraska	77 75	228	H	Niagara	92 65
								77	H	Albany (NY)	91 58	231	H	Loyola Maryland	114 45
								86	A	Penn St.	69 65	265	H	Howard	111 49
												292	H	Mt. St. Mary's	97 57
												300	N	Kennesaw St.	89 35
												314	A	Coppin St.	113 49
LAST 12 Division I GAMES:															
49	A	Miami (FL)	79 71	61	A	Michigan St.	76 68								
63	H	Nebraska	77 75	63	A	Nebraska	64 57								
38	A	Michigan	65 71	42	H	Rutgers	88 60								
46	A	Minnesota	74 93	165	A	Northwestern	68 65								
55	H	Purdue	65 75	6	H	Ohio St.	99 69								
42	A	Rutgers	72 54	54	H	Indiana	74 70								

Non-Div I Games:

Maryland

Average RPI Win:	273	WON-LOST	WINNING	LAST 10	STRENGTH OF	OPP. STRENGTH	TEAM	ADJ.	CONF.	ADJ CONF.
Average RPI Loss:	156	RECORD	PCT. RANK	GAMES	SCHEDULE	OF SCHEDULE	RPI	RPI	RPI	RPI
DIV. I ONLY	12- 16	219	5- 5	333	192	276	276	13	13	
DIV. I NON-CONF.	6- 5	153	0- 0	345	333	287	287	10	10	

TOTALS	RPI 1-25	RPI 26-50	W-L RECORDS	RPI 51-100	RPI 101-999	RPI 201+				
12- 16	0- 0	0- 1	OVERALL	1- 2	11- 13	9- 3				
7- 6	0- 0	0- 1	HOME	1- 1	6- 4	5- 0				
4- 10	0- 0	0- 0	AWAY	0- 1	4- 9	3- 3				
1- 0	0- 0	0- 0	NEUTRAL	0- 0	1- 0	1- 0				
6- 5	0- 0	0- 0	NON-CONFERENCE	1- 0	5- 5	5- 2				
3- 2	0- 0	0- 0	HOME	1- 0	2- 2	2- 0				
2- 3	0- 0	0- 0	AWAY	0- 0	2- 3	2- 2				
1- 0	0- 0	0- 0	NEUTRAL	0- 0	1- 0	1- 0				
6- 11	0- 0	0- 1	CONFERENCE	0- 2	6- 8	4- 1				
4- 4	0- 0	0- 1	HOME	0- 1	4- 2	3- 0				
2- 7	0- 0	0- 0	AWAY	0- 1	2- 6	1- 1				
0- 0	0- 0	0- 0	NEUTRAL	0- 0	0- 0	0- 0				

RPI	S	Opponent	Score	RPI	S	Opponent	Score	RPI	S	Opponent	Score	RPI	S	Opponent	Score
				31	H	Dayton	49 78	71	A	Duquesne	57 60	101	A	George Washington	49 55
								79	H	Fordham	51 62	105	A	George Mason	60 71
								89	H	Liberty	64 61	124	A	Saint Louis	63 64
												124	A	Saint Louis	64 70
												135	H	Northeastern	54 64
												146	H	Saint Joseph's	79 84
												173	H	Marist	60 88
												183	A	North Dakota	52 82
												185	A	Davison	81 87
												185	H	Davison	70 68
												199	A	Richmond	58 49
												199	H	Richmond	39 51
												243	H	La Salle	69 66
												248	A	St. Bonaventure	59 69
												262	H	Towson	72 49
												285	H	VCU	79 75
												288	A	North Dakota St.	70 82
												311	A	UTRGV	59 67
												315	A	Incarinate Word	64 45
												332	A	Rhode Island	61 59
												332	H	Rhode Island	87 50
												338	N	Mi ssi ssi ppi Val.	85 46
												347	H	Saint Peter's	81 65
												348	A	UMass Lowell	73 63
LAST 12 Division I GAMES:															
124	A	Saint Louis	64 70	31	H	Dayton	49 78	243	H	La Salle	69 66	199	H	Richmond	39 51
332	H	Rhode Island	87 50					332	A	Rhode Island	61 59	185	A	Davison	81 87
199	A	Richmond	58 49					185	A	Davison	79 75				
101	A	George Washington	49 55					285	H	VCU					
105	A	George Mason	60 71												

Non-Div I Games: Me.-Fort Kent 111 45 Fisher 121 38

Massachusetts

Average RPI Win: **309**
 Average RPI Loss: **166**

WON-LOST
RECORD

WINNING
PCT. RANK

LAST 10
GAMES

STRENGTH OF
SCHEDULE

OPP. STRENGTH
OF SCHEDULE

TEAM
RPI

ADJ.
RPI

CONF.
RPI

ADJ CONF.
RPI

DIV. I ONLY	9- 16	248	4- 6	304	268	280	280	27	27
DIV. I NON-CONF.	1- 7	310	0- 0	113	79	281	281	26	26
<hr/>									
TOTALS	RPI 1-25	RPI 26-50	W-L RECORDS	RPI 51-100	RPI 101-999	RPI 201+			
9- 16	0- 2	0- 0	OVERALL	0- 1	9- 13	9- 8			
4- 7	0- 0	0- 0	HOME	0- 0	4- 7	4- 5			
5- 9	0- 2	0- 0	AWAY	0- 1	5- 6	5- 3			
0- 0	0- 0	0- 0	NEUTRAL	0- 0	0- 0	0- 0			
1- 7	0- 2	0- 0	NON-CONFERENCE	0- 0	1- 5	1- 2			
1- 2	0- 0	0- 0	HOME	0- 0	1- 2	1- 1			
0- 5	0- 2	0- 0	AWAY	0- 0	0- 3	0- 1			
0- 0	0- 0	0- 0	NEUTRAL	0- 0	0- 0	0- 0			
8- 9	0- 0	0- 0	CONFERENCE	0- 1	8- 8	8- 6			
3- 5	0- 0	0- 0	HOME	0- 0	3- 5	3- 4			
5- 4	0- 0	0- 0	AWAY	0- 1	5- 3	5- 2			
0- 0	0- 0	0- 0	NEUTRAL	0- 0	0- 0	0- 0			

RPI 1-25				RPI 26-50				RPI 51-100				RPI 101+ Team's RPI: 280			
RPI	S	Opponent	Score	RPI	S	Opponent	Score	RPI	S	Opponent	Score	RPI	S	Opponent	Score
4	A	Baylor	34 95					94	A	Lamar University	58 83	110	A	SFA	58 73
11	A	Texas	34 100									121	H	Central Ark.	45 51
												127	H	Tulane	66 70
												136	A	Louisiana Tech	62 78
												158	A	Louisiana	86 98
												207	A	SMU	59 65
												223	A	New Orleans	62 84
												223	H	New Orleans	64 77
												227	H	Grambling	60 75
												230	A	Nicholls St.	51 63
												230	H	Nicholls St.	54 61
												236	H	A&M-Corpus Christi	70 64
												239	H	Abilene Christian	75 80
												290	A	Southeastern La.	77 65
												290	H	Southeastern La.	69 47
												308	A	Houston Baptist	86 74
												308	H	Houston Baptist	61 67
												315	A	Incarinate Word	66 57
												335	A	Sam Houston St.	66 63
												336	A	Northwestern St.	60 44
												336	H	Northwestern St.	72 67
												337	H	La.-Monroe	65 61
<hr/>															
LAST 12 Division I GAMES:															
236	H	A&M-Corpus Christi	70 64	110	A	SFA	58 73								
308	H	Houston Baptist	61 67	336	A	Northwestern St.	60 44								
230	A	Nicholls St.	51 63	335	A	Sam Houston St.	66 63								
223	A	New Orleans	62 84	94	A	Lamar University	58 83								
121	H	Central Ark.	45 51	308	A	Houston Baptist	86 74								
290	H	Southeastern La.	69 47	290	A	Southeastern La.	77 65								

Non-Div I Games: LSU-Alexandria 73 53 Louisiana Col. 84 46 Southern-N. O. 76 61

McNeese

Loss, Non-Conf, S Site, H Home A Away N Neutral

Average RPI Win:	204	WON-LOST	WINNING	LAST 10	STRENGTH OF	OPP. STRENGTH	TEAM	ADJ.	CONF.	ADJ CONF.
Average RPI Loss:	98	RECORD	PCT. RANK	GAMES	SCHEDULE	OF SCHEDULE	RPI	RPI	RPI	RPI
DIV. I ONLY	10- 19	254	3- 7	63	86	189	189	8	8	
DIV. I NON-CONF.	5- 8	220	0- 0	103	143	210	210	7	7	

TOTALS	RPI 1-25	RPI 26-50	W-L RECORDS	RPI 51-100	RPI 101-999	RPI 201+				
10- 19	0- 5	0- 2	OVERALL	1- 2	9- 10	5- 2				
7- 8	0- 2	0- 1	HOME	1- 1	6- 4	4- 2				
3- 8	0- 1	0- 1	AWAY	0- 1	3- 5	1- 0				
0- 3	0- 2	0- 0	NEUTRAL	0- 0	0- 1	0- 0				
5- 8	0- 2	0- 0	NON-CONFERENCE	1- 1	4- 5	3- 1				
4- 3	0- 0	0- 0	HOME	1- 1	3- 2	3- 1				
1- 2	0- 0	0- 0	AWAY	0- 0	1- 2	0- 0				
0- 3	0- 2	0- 0	NEUTRAL	0- 0	0- 1	0- 0				
5- 11	0- 3	0- 2	CONFERENCE	0- 1	5- 5	2- 1				
3- 5	0- 2	0- 1	HOME	0- 0	3- 2	1- 1				
2- 6	0- 1	0- 1	AWAY	0- 1	2- 3	1- 0				
0- 0	0- 0	0- 0	NEUTRAL	0- 0	0- 0	0- 0				

RPI 1-25				RPI 26-50				RPI 51-100				RPI 101+ Team's RPI: 189			
RPI	S	Opponent	Score	RPI	S	Opponent	Score	RPI	S	Opponent	Score	RPI	S	Opponent	Score
2	A	UConn	49 97	44	A	UCF	41 61	70	A	Houston	55 66	102	A	Little Rock	57 86
2	H	UConn	36 93	44	H	UCF	40 63	82	H	IUPUI	57 80	118	A	Cincinnati	53 64
6	N	Ohio St.	69 100									127	H	Tulane	73 60
13	H	South Fla.	62 81									133	A	Wichita St.	61 69
24	N	DePaul	67 81									133	H	Wichita St.	64 77
												136	A	Louisiana Tech	40 65
												144	A	Vanderbilt	71 60
												156	H	Southern Ill.	56 68
												159	N	Kent St.	55 70
												193	A	Temple	83 78
												201	A	East Carolina	62 75
												201	H	East Carolina	72 36
												207	H	SMU	35 53
												209	A	Tulsa	69 48
												209	H	Tulsa	65 56
												224	H	Illinois	47 63
												227	H	Grambling	57 48
												320	H	Jackson St.	64 53
												330	H	Tennessee St.	79 75

LAST 12 Division I GAMES:															
193	A	Temple	83 78	70	A	Houston	55 66								
209	H	Tulsa	65 56	44	A	UCF	41 61								
44	H	UCF	40 63	133	H	Wichita St.	64 77								
127	H	Tulane	73 60	2	H	UConn	36 93								
201	A	East Carolina	62 75	118	A	Cincinnati	53 64								
207	H	SMU	35 53	13	H	South Fla.	62 81								

Non-Div I Games:

Memphis

Average RPI	Win:	209	WON-LOST	WINNING	LAST 10	STRENGTH OF	OPP. STRENGTH	TEAM	ADJ.	CONF.	ADJ CONF.
Average RPI	Loss:	36	RECORD	PCT. RANK	GAMES	SCHEDULE	OF SCHEDULE	RPI	RPI	RPI	RPI
DIV. I ONLY		27- 2		5	10- 0	252	153	53	53	17	17
DIV. I NON-CONF.		13- 2		20	0- 0	249	179	69	69	17	17

TOTALS	RPI 1-25		RPI 26-50		W-L RECORDS	RPI 51-100		RPI 101-999		RPI 201+	
27- 2	0- 0		1- 2		OVERALL	2- 0		24- 0		14- 0	
13- 1	0- 0		0- 1		HOME	1- 0		12- 0		7- 0	
13- 0	0- 0		1- 0		AWAY	1- 0		11- 0		6- 0	
1- 1	0- 0		0- 1		NEUTRAL	0- 0		1- 0		1- 0	
13- 2	0- 0		1- 2		NON-CONFERENCE	0- 0		12- 0		8- 0	
6- 1	0- 0		0- 1		HOME	0- 0		6- 0		4- 0	
6- 0	0- 0		1- 0		AWAY	0- 0		5- 0		3- 0	
1- 1	0- 0		0- 1		NEUTRAL	0- 0		1- 0		1- 0	
14- 0	0- 0		0- 0		CONFERENCE	2- 0		12- 0		6- 0	
7- 0	0- 0		0- 0		HOME	1- 0		6- 0		3- 0	
7- 0	0- 0		0- 0		AWAY	1- 0		6- 0		3- 0	
0- 0	0- 0		0- 0		NEUTRAL	0- 0		0- 0		0- 0	

RPI	S	Opponent	Score	RPI	S	Opponent	Score	RPI	S	Opponent	Score	RPI	S	Opponent	Score
28	H	Georgia	54 72	43	N	Western Ky.	62 67	44	A	UCF	73 64	98	A	Chattanooga	71 50
												98	H	Chattanooga	65 56
												101	H	George Washington	61 44
												111	A	North Carolina	97 86
												113	A	ETSU	85 65
												113	H	ETSU	63 48
												153	A	Charlotte	90 74
												170	A	Samford	73 59
												170	H	Samford	48 45
												177	A	Furman	86 64
												177	H	Furman	65 53
												185	H	Davids on	69 54
												226	A	UNCG	57 54
												226	H	UNCG	80 57
												229	A	Fla. Atlantic	66 55
												232	A	UNC Asheville	67 56
												254	A	Campbell	58 57
												265	H	Howard	70 44
												285	N	VCU	70 54
												299	A	Wofford	71 46
												299	H	Wofford	80 39
												316	A	Western Caro.	53 46
												316	H	Western Caro.	72 50
												321	H	South Carolina St.	74 53
												326	H	Ga. Southern	72 45
												340	H	W nthrop	93 45
LAST 12 Division I GAMES:															
113	H	ETSU	63 48	177	H	Furman	65 53	98	A	Chattanooga	71 50	113	A	ETSU	85 65
98	H	Chattanooga	65 56	316	H	Western Caro.	72 50	226	A	UNCG	80 57	170	H	Samford	48 45
226	A	UNCG	57 54	170	A	Samford	73 59	299	H	Wofford	80 39				

Non-Div I Games:

Mercer

Average RPI Win:	191	WON-LOST	WINNING	LAST 10	STRENGTH OF	OPP. STRENGTH	TEAM	ADJ.	CONF.	ADJ CONF.
Average RPI Loss:	82	RECORD	PCT. RANK	GAMES	SCHEDULE	OF SCHEDULE	RPI	RPI	RPI	RPI
DIV. I ONLY	19- 9	77	9- 1	138	101	80	80	7	7	
DIV. I NON-CONF.	8- 3	65	0- 0	236	313	88	88	8	8	

TOTALS	RPI 1-25	RPI 26-50	W-L RECORDS	RPI 51-100	RPI 101-999	RPI 201+				
19- 9	0- 3	0- 1	OVERALL	4- 1	15- 4	10- 1				
10- 3	0- 2	0- 0	HOME	2- 0	8- 1	6- 1				
8- 6	0- 1	0- 1	AWAY	2- 1	6- 3	4- 0				
1- 0	0- 0	0- 0	NEUTRAL	0- 0	1- 0	0- 0				
8- 3	0- 0	0- 0	NON-CONFERENCE	1- 1	7- 2	5- 0				
5- 0	0- 0	0- 0	HOME	0- 0	5- 0	4- 0				
2- 3	0- 0	0- 0	AWAY	1- 1	1- 2	1- 0				
1- 0	0- 0	0- 0	NEUTRAL	0- 0	1- 0	0- 0				
11- 6	0- 3	0- 1	CONFERENCE	3- 0	8- 2	5- 1				
5- 3	0- 2	0- 0	HOME	2- 0	3- 1	2- 1				
6- 3	0- 1	0- 1	AWAY	1- 0	5- 1	3- 0				
0- 0	0- 0	0- 0	NEUTRAL	0- 0	0- 0	0- 0				

RPI	S	Opponent	Score	RPI	S	Opponent	Score	RPI	S	Opponent	Score	RPI	S	Opponent	Score
16	A	Buffalo	67 72	36	A	Ball St.	61 86	55	A	Purdue	66 75	114	A	Northern Ill.	77 62
16	H	Buffalo	49 64					67	H	Tol edo	67 58	114	H	Northern Ill.	67 65
23	H	Central Mich.	66 84					82	A	IUPUI	96 83	118	A	Cincinnati	62 73
								90	A	Ohio	78 56	122	A	Western Mich.	70 81
								90	H	Ohio	64 55	134	A	Loyola Marymount	71 84
												159	A	Kent St.	65 59
												171	N	Denver	69 52
												180	H	Jacksonville St.	58 55
												210	A	Bowling Green	66 62
												210	H	Bowling Green	92 64
												214	A	Eastern Mich.	73 69
												214	H	Eastern Mich.	59 74
												220	A	Akron	77 50
												220	H	Akron	75 67
												258	A	Indiana St.	68 56
												279	H	Canisius	72 47
												294	H	Valparaiso	77 68
												319	H	Detroit Mercy	91 64
												344	H	Florida A&M	73 33
LAST 12 Division I GAMES:															
90	A	Ohio	78 56	210	A	Bowling Green	66 62								
210	H	Bowling Green	92 64	114	A	Northern Ill.	77 62								
220	A	Akron	77 50	90	H	Ohio	64 55								
159	A	Kent St.	65 59	214	A	Eastern Mich.	73 69								
16	H	Buffalo	49 64	122	A	Western Mich.	70 81								
67	H	Tol edo	67 58	220	H	Akron	75 67								

Non-Div I Games:

Miami (OH)

Average RPI Win:	153	WON-LOST	WINNING	LAST 10	STRENGTH OF	OPP. STRENGTH	TEAM	ADJ.	CONF.	ADJ CONF.
Average RPI Loss:	29	RECORD	PCT. RANK	GAMES	SCHEDULE	OF SCHEDULE	RPI	RPI	RPI	RPI
DIV. I ONLY	21- 8	59	6- 4	59	42	38	38	3	3	
DIV. I NON-CONF.	11- 2	22	0- 0	156	87	46	46	4	4	

TOTALS	RPI 1-25	RPI 26-50	W-L RECORDS	RPI 51-100	RPI 101-999	RPI 201+				
21- 8	3- 4	0- 2	OVERALL	6- 2	12- 0	7- 0				
14- 3	2- 2	0- 0	HOME	4- 1	8- 0	4- 0				
7- 5	1- 2	0- 2	AWAY	2- 1	4- 0	3- 0				
0- 0	0- 0	0- 0	NEUTRAL	0- 0	0- 0	0- 0				
11- 2	1- 2	0- 0	NON-CONFERENCE	2- 0	8- 0	5- 0				
8- 1	1- 1	0- 0	HOME	1- 0	6- 0	3- 0				
3- 1	0- 1	0- 0	AWAY	1- 0	2- 0	2- 0				
0- 0	0- 0	0- 0	NEUTRAL	0- 0	0- 0	0- 0				
10- 6	2- 2	0- 2	CONFERENCE	4- 2	4- 0	2- 0				
6- 2	1- 1	0- 0	HOME	3- 1	2- 0	1- 0				
4- 4	1- 1	0- 2	AWAY	1- 1	2- 0	1- 0				
0- 0	0- 0	0- 0	NEUTRAL	0- 0	0- 0	0- 0				

RPI 1-25				RPI 26-50				Team's RPI: 38				RPI 51-100				RPI 101+			
RPI	S	Opponent	Score	RPI	S	Opponent	Score	RPI	S	Opponent	Score	RPI	S	Opponent	Score	RPI	S	Opponent	Score
1	H	Notre Dame	63 83	42	A	Rutgers	56 63	54	H	Indiana	84 79	105	H	George Mason	75 61				
5	A	Louisville	49 74	46	A	Minnesota	87 93	55	H	Purdue	79 81	159	H	Kent St.	54 41				
6	A	Ohio St.	84 75					61	A	Michigan St.	61 66	165	A	Northwestern	80 59				
6	H	Ohio St.	71 78					61	H	Michigan St.	74 48	165	H	Northwestern	84 63				
15	A	Iowa	72 82					63	A	Nebraska	69 64	187	H	Oakland	78 69				
20	H	Maryland	71 65					86	H	Penn St.	89 69	203	A	Wisconsin	80 57				
25	H	Marquette	82 76					89	H	Liberty	74 50	224	H	Illinois	86 42				
								90	A	Ohio	74 61	251	H	North Florida	79 34				
												277	A	LIU Brooklyn	86 49				
												319	A	Detroit Mercy	86 50				
												327	H	Fort Wayne	77 45				
												334	H	Delaware St.	105 36				

LAST 12 Division I GAMES:																			
20	H	Maryland	71 65	165	A	Northwestern	80 59												
46	A	Minnesota	87 93	61	H	Michigan St.	74 48												
61	A	Michigan St.	61 66	224	H	Illinois	86 42												
165	H	Northwestern	84 63	6	A	Ohio St.	84 75												
42	A	Rutgers	56 63	63	A	Nebraska	69 64												
55	H	Purdue	79 81	54	H	Indiana	84 79												

Non-Div I Games:

Michigan

Average RPI Win:	220	WON-LOST	WINNING	LAST 10	STRENGTH OF	OPP. STRENGTH	TEAM	ADJ.	CONF.	ADJ CONF.
Average RPI Loss:	90	RECORD	PCT. RANK	GAMES	SCHEDULE	OF SCHEDULE	RPI	RPI	RPI	RPI
DIV. I ONLY	17- 11	107	6- 4	139	128	106	106	18	18	
DIV. I NON-CONF.	8- 5	111	0- 0	254	47	123	123	20	20	

TOTALS	RPI 1-25	RPI 26-50	W-L RECORDS	RPI 51-100	RPI 101-999	RPI 201+				
17- 11	0- 1	0- 3	OVERALL	1- 3	16- 4	10- 1				
8- 4	0- 0	0- 1	HOME	1- 1	7- 2	4- 1				
8- 6	0- 1	0- 1	AWAY	0- 2	8- 2	5- 0				
1- 1	0- 0	0- 1	NEUTRAL	0- 0	1- 0	1- 0				
8- 5	0- 1	0- 1	NON-CONFERENCE	1- 1	7- 2	5- 0				
5- 0	0- 0	0- 0	HOME	1- 0	4- 0	3- 0				
2- 4	0- 1	0- 0	AWAY	0- 1	2- 2	1- 0				
1- 1	0- 0	0- 1	NEUTRAL	0- 0	1- 0	1- 0				
9- 6	0- 0	0- 2	CONFERENCE	0- 2	9- 2	5- 1				
3- 4	0- 0	0- 1	HOME	0- 1	3- 2	1- 1				
6- 2	0- 0	0- 1	AWAY	0- 1	6- 0	4- 0				
0- 0	0- 0	0- 0	NEUTRAL	0- 0	0- 0	0- 0				

RPI 1-25				RPI 26-50				RPI 51-100				RPI 101+ Team's RPI: 106			
RPI	S	Opponent	Score	RPI	S	Opponent	Score	RPI	S	Opponent	Score	RPI	S	Opponent	Score
5	A	Louisville	26 80	43	A	Western Ky.	43 57	62	A	Georgia Tech	45 48	103	H	Rice	51 41
				43	H	Western Ky.	60 76	84	A	UAB	58 65	127	A	Tulane	44 62
				45	N	Southern California	57 72	84	H	UAB	51 59	136	H	Louisiana Tech	49 66
								90	H	Kentucky	62 57	144	A	Vanderbilt	65 54
												153	A	Charlotte	54 53
												153	H	Charlotte	64 45
												157	A	Ole Miss	56 65
												167	H	Troy	73 57
												194	A	UTEP	54 45
												205	H	Southern Miss.	53 61
												221	H	North Texas	56 48
												229	A	Fla. Atlantic	69 65
												232	A	UNC Asheville	72 57
												264	H	Lipscomb	72 48
												269	A	UTSA	62 47
												279	N	Canisius	55 45
												302	A	Marshall	73 57
												309	A	FIU	63 59
												310	H	Tennessee Tech	58 44
												314	H	Coppin St.	69 39

LAST 12 Division I GAMES:															
				153	A	Charlotte	54 53	136	H	Louisiana Tech	49 66				
				84	A	UAB	58 65	153	H	Charlotte	64 45				
				103	H	Rice	51 41	302	A	Marshall	73 57				
				43	H	Western Ky.	60 76	205	H	Southern Miss.	53 61				
				309	A	FIU	63 59	221	H	North Texas	56 48				
				229	A	Fla. Atlantic	69 65	194	A	UTEP	54 45				

Non-Div I Games:

Middle Tenn.

Average RPI Win:	225	WON-LOST	WINNING	LAST 10	STRENGTH OF	OPP. STRENGTH	TEAM	ADJ.	CONF.	ADJ CONF.
Average RPI Loss:	99	RECORD	PCT. RANK	GAMES	SCHEDULE	OF SCHEDULE	RPI	RPI	RPI	RPI
DIV. I ONLY	20- 10	80	5- 5	221	147	119	119	11	11	
DIV. I NON-CONF.	9- 3	61	0- 0	289	171	115	115	14	14	

TOTALS	RPI 1-25	RPI 26-50	W-L RECORDS	RPI 51-100	RPI 101-999	RPI 201+				
20- 10	0- 3	0- 0	OVERALL	3- 4	17- 3	12- 1				
8- 5	0- 2	0- 0	HOME	1- 1	7- 2	5- 1				
11- 4	0- 1	0- 0	AWAY	2- 2	9- 1	6- 0				
1- 1	0- 0	0- 0	NEUTRAL	0- 1	1- 0	1- 0				
9- 3	0- 1	0- 0	NON-CONFERENCE	1- 2	8- 0	7- 0				
3- 1	0- 1	0- 0	HOME	0- 0	3- 0	3- 0				
5- 1	0- 0	0- 0	AWAY	1- 1	4- 0	3- 0				
1- 1	0- 0	0- 0	NEUTRAL	0- 1	1- 0	1- 0				
11- 7	0- 2	0- 0	CONFERENCE	2- 2	9- 3	5- 1				
5- 4	0- 1	0- 0	HOME	1- 1	4- 2	2- 1				
6- 3	0- 1	0- 0	AWAY	1- 1	5- 1	3- 0				
0- 0	0- 0	0- 0	NEUTRAL	0- 0	0- 0	0- 0				

RPI	S	Opponent	Score	RPI	S	Opponent	Score	RPI	S	Opponent	Score	RPI	S	Opponent	Score	Team's RPI: 119
22	A	Green Bay	29 52					70	N	Houston	59 74	116	A	Cleveland St.	69 63	
22	H	Green Bay	36 65					76	A	Drake	73 77	116	H	Cleveland St.	79 72	
25	H	Marquette	68 83					82	A	IUPUI	67 60	154	A	Youngstown St.	85 86	
								82	H	IUPUI	68 70	154	H	Youngstown St.	62 61	
								95	A	Wright St.	51 56	165	A	Northwestern	66 57	
								95	H	Wright St.	59 53	187	A	Oakland	74 62	
								99	A	Western Ill.	77 67	187	H	Oakland	75 80	
												203	A	Wisconsin	67 64	
												213	N	CSUN	58 50	
												249	H	Illinois St.	61 59	
												255	A	Northern Ky.	52 49	
												255	H	Northern Ky.	57 60	
												288	H	North Dakota St.	74 38	
												304	H	Loyola Chicago	63 41	
												319	A	Detroit Mercy	70 61	
												319	H	Detroit Mercy	90 45	
												327	A	Fort Wayne	60 48	
												329	A	Ill. -Chicago	76 53	
												329	H	Ill. -Chicago	59 44	
												345	A	Chicago St.	84 59	

LAST 12 Division I GAMES:																
187	H	Oakland	75 80	255	H	Northern Ky.	57 60									
319	H	Detroit Mercy	90 45	95	H	Wright St.	59 53									
82	A	IUPUI	67 60	329	H	Ill. -Chicago	59 44									
116	A	Cleveland St.	69 63	82	H	IUPUI	68 70									
154	A	Youngstown St.	85 86	319	A	Detroit Mercy	70 61									
22	H	Green Bay	36 65	187	A	Oakland	74 62									

Non-Div I Games:

Milwaukee

Average RPI Win: 150		WON-LOST	WINNING	LAST 10	STRENGTH OF	OPP. STRENGTH	TEAM	ADJ.	CONF.	ADJ CONF.
Average RPI Loss: 68		RECORD	PCT. RANK	GAMES	SCHEDULE	OF SCHEDULE	RPI	RPI	RPI	RPI
DIV. I ONLY		22- 7	45	8- 2	131	36	46	46	3	3
DIV. I NON-CONF.		11- 2	22	0- 0	307	66	79	79	4	4

TOTALS		RPI 1-25		RPI 26-50	W-L RECORDS		RPI 51-100	RPI 101-999		RPI 201+
22- 7	2- 2			1- 1	OVERALL		5- 2	14- 2		9- 0
13- 2	2- 0			1- 0	HOME		2- 2	8- 0		6- 0
8- 5	0- 2			0- 1	AWAY		3- 0	5- 2		3- 0
1- 0	0- 0			0- 0	NEUTRAL		0- 0	1- 0		0- 0
11- 2	0- 0			0- 0	NON-CONFERENCE		1- 0	10- 2		6- 0
7- 0	0- 0			0- 0	HOME		0- 0	7- 0		5- 0
3- 2	0- 0			0- 0	AWAY		1- 0	2- 2		1- 0
1- 0	0- 0			0- 0	NEUTRAL		0- 0	1- 0		0- 0
11- 5	2- 2			1- 1	CONFERENCE		4- 2	4- 0		3- 0
6- 2	2- 0			1- 0	HOME		2- 2	1- 0		1- 0
5- 3	0- 2			0- 1	AWAY		2- 0	3- 0		2- 0
0- 0	0- 0			0- 0	NEUTRAL		0- 0	0- 0		0- 0

RPI 1-25				RPI 26-50				Team's RPI: 46				RPI 51-100				RPI 101+			
RPI	S	Opponent	Score	RPI	S	Opponent	Score	RPI	S	Opponent	Score	RPI	S	Opponent	Score	RPI	S	Opponent	Score
6	A	Ohio St.	75 91	38	H	Michigan	93 87	54	H	Indiana	70 82	104	N	Wake Forest	93 81				
15	A	Iowa	84 92	42	A	Rutgers	70 80	55	A	Purdue	78 74	111	A	North Carolina	83 88				
15	H	Iowa	77 72					61	H	Michigan St.	83 77	112	A	Georgetown	73 63				
20	H	Maryland	93 74					63	H	Nebraska	74 79	147	H	Cal Poly	112 68				
								83	A	UNLV	79 72	165	A	Northwestern	90 63				
								86	A	Penn St.	91 71	188	A	San Diego	69 72				
								86	H	Penn St.	101 68	200	H	Boston College	78 68				
												202	H	Lehigh	107 73				
												203	A	Wisconsin	71 61				
												203	H	Wisconsin	90 65				
												214	H	Eastern Mich.	80 56				
												216	H	Xavier	74 62				
												224	A	Illinois	84 75				
												247	H	UC Riverside	101 75				
												285	H	VCU	108 63				
												332	A	Rhode Island	82 60				

LAST 12 Division I GAMES:																			
224	A	Illinois	84 75	15	A	Iowa	84 92												
54	H	Indiana	70 82	203	A	Wisconsin	71 61												
20	H	Maryland	93 74	15	H	Iowa	77 72												
38	H	Michigan	93 87	203	H	Wisconsin	90 65												
86	H	Penn St.	101 68	42	A	Rutgers	70 80												
55	A	Purdue	78 74	86	A	Penn St.	91 71												

Non-Div I Games:

Minnesota

Average RPI	Win:	103	WON-LOST	WINNING	LAST 10	STRENGTH OF	OPP. STRENGTH	TEAM	ADJ.	CONF.	ADJ CONF.
Average RPI	Loss:	0	RECORD	PCT. RANK	GAMES	SCHEDULE	OF SCHEDULE	RPI	RPI	RPI	RPI
DIV. I ONLY		30- 0		1	10- 0	31	12	3	3	2	2
DIV. I NON-CONF.		14- 0		1	0- 0	39	28	4	4	2	2

TOTALS	RPI 1-25		RPI 26-50		W-L RECORDS	RPI 51-100		RPI 101-999		RPI 201+	
30- 0	6- 0		4- 0		OVERALL	8- 0		12- 0		4- 0	
16- 0	3- 0		1- 0		HOME	5- 0		7- 0		3- 0	
9- 0	2- 0		2- 0		AWAY	2- 0		3- 0		0- 0	
5- 0	1- 0		1- 0		NEUTRAL	1- 0		2- 0		1- 0	
14- 0	2- 0		2- 0		NON-CONFERENCE	4- 0		6- 0		4- 0	
8- 0	1- 0		1- 0		HOME	2- 0		4- 0		3- 0	
1- 0	0- 0		0- 0		AWAY	1- 0		0- 0		0- 0	
5- 0	1- 0		1- 0		NEUTRAL	1- 0		2- 0		1- 0	
16- 0	4- 0		2- 0		CONFERENCE	4- 0		6- 0		0- 0	
8- 0	2- 0		0- 0		HOME	3- 0		3- 0		0- 0	
8- 0	2- 0		2- 0		AWAY	1- 0		3- 0		0- 0	
0- 0	0- 0		0- 0		NEUTRAL	0- 0		0- 0		0- 0	

RPI	S	Opponent	Score	RPI	S	Opponent	Score	RPI	S	Opponent	Score	RPI	S	Opponent	Score
8	H	Oregon	90 79	26	A	LSU	83 70	51	H	Oklahoma St.	79 76	102	H	Little Rock	86 48
9	A	Tennessee	71 52	28	A	Georgia	86 62	57	N	Arizona St.	65 57	138	H	Arkansas	111 69
17	H	South Carolina	67 53	29	N	Syracuse	76 65	75	H	Maine	83 43	144	A	Vanderbilt	95 50
18	A	Missouri	57 53	35	H	Virginia	68 53	83	A	UNLV	103 63	157	A	Ole Miss	69 49
19	H	Texas A&M	76 55					85	H	Alabama	75 61	157	H	Ole Miss	76 45
22	N	Green Bay	67 46					90	A	Kentucky	85 63	158	N	Louisiana	94 37
								90	H	Kentucky	74 55	166	A	Florida	98 50
								96	H	Auburn	82 61	166	H	Florida	90 53
												204	N	Columbia	90 54
												205	H	Southern Miss.	91 56
												307	H	Georgia St.	106 50
												338	H	Mississippi Val.	112 36

LAST 12 Division I GAMES:															
90	A	Kentucky	85 63	17	H	South Carolina	67 53								
96	H	Auburn	82 61	18	A	Missouri	57 53								
19	H	Texas A&M	76 55	157	A	Ole Miss	69 49								
144	A	Vanderbilt	95 50	166	H	Florida	90 53								
90	H	Kentucky	74 55	9	A	Tennessee	71 52								
166	A	Florida	98 50	85	H	Alabama	75 61								

Non-Div I Games:

Mississippi St.

Average RPI Win:	309	WON-LOST	WINNING	LAST 10	STRENGTH OF	OPP. STRENGTH	TEAM	ADJ.	CONF.	ADJ CONF.
Average RPI Loss:	211	RECORD	PCT. RANK	GAMES	SCHEDULE	OF SCHEDULE	RPI	RPI	RPI	RPI
DIV. I ONLY	2- 27	345	2- 8	220	340	338	338	32	32	
DIV. I NON-CONF.	0- 12	337	0- 0	46	169	286	286	32	32	

TOTALS	RPI 1-25	RPI 26-50	W-L RECORDS	RPI 51-100	RPI 101-999	RPI 201+				
2- 27	0- 1	0- 2	OVERALL	0- 3	2- 21	2- 18				
1- 9	0- 0	0- 0	HOME	0- 0	1- 9	1- 8				
1- 13	0- 0	0- 0	AWAY	0- 0	1- 2	1- 1				
0- 5	0- 0	0- 1	NEUTRAL	0- 2	0- 2	0- 2				
0- 12	0- 1	0- 2	NON-CONFERENCE	0- 3	0- 6	0- 5				
0- 1	0- 0	0- 0	HOME	0- 0	0- 1	0- 1				
0- 6	0- 1	0- 1	AWAY	0- 1	0- 3	0- 2				
0- 5	0- 0	0- 1	NEUTRAL	0- 2	0- 2	0- 2				
2- 15	0- 0	0- 0	CONFERENCE	0- 0	2- 15	2- 13				
1- 8	0- 0	0- 0	HOME	0- 0	1- 8	1- 7				
1- 7	0- 0	0- 0	AWAY	0- 0	1- 7	1- 6				
0- 0	0- 0	0- 0	NEUTRAL	0- 0	0- 0	0- 0				

RPI 1-25				RPI 26-50				RPI 51-100				RPI 101+ Team's RPI: 338			
RPI	S	Opponent	Score	RPI	S	Opponent	Score	RPI	S	Opponent	Score	RPI	S	Opponent	Score
3	A	Mississippi St.	36 112	31	N	Dayton	46 65	61	N	Michigan St.	64 83	149	A	Colorado	48 85
				43	A	Western Ky.	48 87	76	N	Drake	60 96	174	A	Southern U.	58 66
								84	A	UAB	72 87	174	H	Southern U.	54 70
												205	A	Southern Miss.	69 84
												227	A	Grambling	55 64
												227	H	Grambling	62 64
												230	H	Nicholls St.	57 62
												234	A	Texas Southern	39 55
												234	H	Texas Southern	53 72
												252	A	Prairie View	73 78
												252	H	Prairie View	74 75
												269	N	UTSA	55 68
												276	N	Massachusetts	46 85
												289	A	Murray St.	63 64
												297	A	Alcorn	62 61
												297	H	Alcorn	70 76
												306	A	Alabama St.	41 76
												306	H	Alabama St.	62 70
												317	A	Alabama A&M	48 65
												317	H	Alabama A&M	49 57
												320	A	Jackson St.	67 68
												320	H	Jackson St.	72 61
												331	H	Ark. -Pine Bluff	59 64

LAST 12 Division I GAMES:															
227	A	Grambling	55 64	317	H	Alabama A&M	49 57								
320	A	Jackson St.	67 68	306	H	Alabama St.	62 70								
252	H	Prairie View	74 75	227	H	Grambling	62 64								
234	H	Texas Southern	53 72	320	H	Jackson St.	72 61								
174	A	Southern U.	58 66	252	A	Prairie View	73 78								
297	A	Alcorn	62 61	234	A	Texas Southern	39 55								

Non-Div I Games:

Mississippi Val.

Average RPI Win: 124		WON-LOST	WINNING	LAST 10	STRENGTH OF	OPP. STRENGTH	TEAM	ADJ.	CONF.	ADJ CONF.
Average RPI Loss: 23		RECORD	PCT. RANK	GAMES	SCHEDULE	OF SCHEDULE	RPI	RPI	RPI	RPI
DIV. I ONLY		23- 6	27	6- 4	36	17	18	18	2	2
DIV. I NON-CONF.		12- 1	6	0- 0	77	57	14	14	2	2

TOTALS		RPI 1-25		RPI 26-50	W-L RECORDS		RPI 51-100	RPI 101-999		RPI 201+
23- 6	2- 3			2- 3	OVERALL		7- 0	12- 0		4- 0
12- 2	2- 1			0- 1	HOME		3- 0	7- 0		2- 0
7- 3	0- 2			1- 1	AWAY		3- 0	3- 0		0- 0
4- 1	0- 0			1- 1	NEUTRAL		1- 0	2- 0		2- 0
12- 1	0- 0			2- 1	NON-CONFERENCE		4- 0	6- 0		4- 0
6- 0	0- 0			0- 0	HOME		2- 0	4- 0		2- 0
2- 0	0- 0			1- 0	AWAY		1- 0	0- 0		0- 0
4- 1	0- 0			1- 1	NEUTRAL		1- 0	2- 0		2- 0
11- 5	2- 3			0- 2	CONFERENCE		3- 0	6- 0		0- 0
6- 2	2- 1			0- 1	HOME		1- 0	3- 0		0- 0
5- 3	0- 2			0- 1	AWAY		2- 0	3- 0		0- 0
0- 0	0- 0			0- 0	NEUTRAL		0- 0	0- 0		0- 0

RPI	S	Opponent	Score	RPI	S	Opponent	Score	RPI	S	Opponent	Score	RPI	S	Opponent	Score
3	H	Mississippi St.	53 57	26	H	LSU	65 69	54	N	Indiana	75 55	124	H	Saint Louis	70 58
9	H	Tennessee	77 73	28	A	Georgia	50 62	85	A	Alabama	62 56	138	A	Arkansas	84 58
17	A	South Carolina	54 64	39	A	California	55 52	90	H	Kentucky	83 78	138	H	Arkansas	88 54
17	H	South Carolina	83 74	41	N	Quinnipiac	66 51	92	A	Missouri St.	69 59	144	A	Vanderbilt	81 70
19	A	Texas A&M	63 82	43	N	Western Ky.	76 79	93	H	Kansas St.	73 59	144	H	Vanderbilt	83 68
								95	H	Wright St.	82 80	157	A	Ole Miss	67 48
								96	A	Auburn	59 51	162	H	SIUE	78 48
												166	H	Florida	66 64
												216	N	Xavier	74 48
												223	H	New Orleans	81 45
												224	H	Illinois	72 55
												314	N	Coppin St.	73 50

LAST 12 Division I GAMES:															
19	A	Texas A&M	63 82	166	H	Florida	66 64	3	H	Mississippi St.	53 57				
144	H	Vanderbilt	83 68	3	H	Mississippi St.	53 57	17	A	South Carolina	54 64				
9	H	Tennessee	77 73	17	A	South Carolina	54 64	28	A	Georgia	50 62				
96	A	Auburn	59 51	28	A	Georgia	50 62	138	H	Arkansas	88 54				
138	A	Arkansas	84 58	138	H	Arkansas	88 54	157	A	Ole Miss	67 48				
90	H	Kentucky	83 78	157	A	Ole Miss	67 48								

Non-Div I Games:

Missouri

Average RPI Win:	233	WON-LOST	WINNING	LAST 10	STRENGTH OF	OPP. STRENGTH	TEAM	ADJ.	CONF.	ADJ CONF.
Average RPI Loss:	75	RECORD	PCT. RANK	GAMES	SCHEDULE	OF SCHEDULE	RPI	RPI	RPI	RPI
DIV. I ONLY	16- 10	105	8- 2	106	200	92	92	23	23	
DIV. I NON-CONF.	3- 7	254	0- 0	12	37	149	149	21	21	

TOTALS	RPI 1-25	RPI 26-50	W-L RECORDS	RPI 51-100	RPI 101-999	RPI 201+				
16- 10	0- 2	0- 1	OVERALL	0- 4	16- 3	10- 0				
9- 2	0- 1	0- 0	HOME	0- 1	9- 0	4- 0				
7- 6	0- 0	0- 1	AWAY	0- 2	7- 3	6- 0				
0- 2	0- 1	0- 0	NEUTRAL	0- 1	0- 0	0- 0				
3- 7	0- 2	0- 1	NON-CONFERENCE	0- 2	3- 2	0- 0				
3- 1	0- 1	0- 0	HOME	0- 0	3- 0	0- 0				
0- 4	0- 0	0- 1	AWAY	0- 1	0- 2	0- 0				
0- 2	0- 1	0- 0	NEUTRAL	0- 1	0- 0	0- 0				
13- 3	0- 0	0- 0	CONFERENCE	0- 2	13- 1	10- 0				
6- 1	0- 0	0- 0	HOME	0- 1	6- 0	4- 0				
7- 2	0- 0	0- 0	AWAY	0- 1	7- 1	6- 0				
0- 0	0- 0	0- 0	NEUTRAL	0- 0	0- 0	0- 0				

RPI 1-25				RPI 26-50				RPI 51-100				RPI 101+			
RPI	S	Opponent	Score	RPI	S	Opponent	Score	RPI	S	Opponent	Score	RPI	S	Opponent	Score
4	N	Bayl or	58 100	36	A	Bal l St.	58 70	68	N	Penn	60 65	102	A	Little Rock	51 63
18	H	Missouri	59 69					76	A	Drake	65 84	133	A	Wichita St.	58 72
								76	H	Drake	68 80	133	H	Wichita St.	94 71
								85	A	Alabama	61 65	139	A	UNI	57 52
												139	H	UNI	62 52
												156	A	Southern Ill.	69 71
												156	H	Southern Ill.	79 61
												165	H	Northwestern	90 59
												179	H	Oral Roberts	76 66
												249	A	Illinois St.	56 50
												249	H	Illinois St.	75 58
												258	A	Indiana St.	77 63
												260	A	Bradley	71 65
												260	H	Bradley	74 54
												294	A	Valparaiso	66 60
												294	H	Valparaiso	83 60
												304	A	Loyola Chicago	69 58
												304	H	Loyola Chicago	75 36
												349	A	Evansville	95 65

LAST 12 Division I GAMES:															
156	H	Southern Ill.	79 61	139	A	UNI	57 52	156	A	Southern Ill.	69 71	304	H	Loyola Chicago	75 36
294	A	Valparaiso	66 60	156	A	Southern Ill.	69 71	294	H	Valparaiso	83 60	260	H	Bradley	71 65
304	A	Loyola Chicago	69 58	294	H	Valparaiso	83 60	260	A	Bradley	71 65	249	A	Illinois St.	56 50
249	H	Illinois St.	75 58	249	H	Valparaiso	83 60	249	A	Illinois St.	56 50				
260	H	Bradley	74 54												
76	A	Drake	65 84												

Non-Div I Games: Central Mo. 62 36

Missouri St.

Average RPI Win: 283	WON-LOST RECORD	WINNING PCT. RANK	LAST 10 GAMES	STRENGTH OF SCHEDULE	OPP. STRENGTH OF SCHEDULE	TEAM RPI	ADJ. RPI	CONF. RPI	ADJ CONF. RPI
Average RPI Loss: 175									
DIV. I ONLY	9- 20	272	4- 6	240	312	293	293	28	28
DIV. I NON-CONF.	2- 9	295	0- 0	66	289	255	255	25	25

TOTALS	RPI 1-25	RPI 26-50	W-L RECORDS	RPI 51-100	RPI 101-999	RPI 201+			
9- 20	0- 0	0- 2	OVERALL	0- 4	9- 14	9- 8			
7- 7	0- 0	0- 1	HOME	0- 2	7- 4	7- 2			
1- 13	0- 0	0- 1	AWAY	0- 2	1- 10	1- 6			
1- 0	0- 0	0- 0	NEUTRAL	0- 0	1- 0	1- 0			
2- 9	0- 0	0- 0	NON-CONFERENCE	0- 4	2- 5	2- 2			
1- 4	0- 0	0- 0	HOME	0- 2	1- 2	1- 1			
0- 5	0- 0	0- 0	AWAY	0- 2	0- 3	0- 1			
1- 0	0- 0	0- 0	NEUTRAL	0- 0	1- 0	1- 0			
7- 11	0- 0	0- 2	CONFERENCE	0- 0	7- 9	7- 6			
6- 3	0- 0	0- 1	HOME	0- 0	6- 2	6- 1			
1- 8	0- 0	0- 1	AWAY	0- 0	1- 7	1- 5			
0- 0	0- 0	0- 0	NEUTRAL	0- 0	0- 0	0- 0			

RPI S Opponent	Score	RPI S Opponent	Score	RPI S Opponent	Score	RPI S Opponent	Score	Team's RPI: 293
41 A Qui nni pi ac	57 77	74 H Virginia Tech	34 84	101 H George Washington	45 59			
41 H Qui nni pi ac	55 76	77 H Albany (NY)	44 68	129 A Robert Morris	38 56			
		81 A Navy	49 73	160 A Cl emson	54 57			
		100 A Jacksonvi lle	65 74	173 A Mari st	46 69			
				173 H Mari st	57 85			
				195 A Si ena	41 44			
				202 H Lehi gh	57 75			
				228 A Ni agara	65 68			
				228 H Ni agara	65 63			
				251 N North Florida	67 57			
				257 H Sacred Heart	69 64			
				259 A Manhattan	53 63			
				259 H Manhattan	63 59			
				261 H Ri der	63 56			
				267 A Fai rfi el d	55 61			
				267 H Fai rfi el d	73 65			
				279 A Cani si us	50 62			
				279 H Cani si us	48 60			
				286 A Fai rlei gh Di cki nson	61 78			
				338 A I ona	62 56			
				338 H I ona	68 56			
				347 A Saint Peter's	47 67			
				347 H Saint Peter's	51 44			
LAST 12 Di vi si on I GAMES:								
41 A Qui nni pi ac	57 77	173 H Mari st	57 85					
267 H Fai rfi el d	73 65	195 A Si ena	41 44					
228 A Ni agara	65 68	261 H Ri der	63 56					
279 A Cani si us	50 62	259 A Manhattan	53 63					
259 H Manhattan	63 59	347 A Saint Peter's	47 67					
228 H Ni agara	65 63	338 H I ona	68 56					

Non-Di v I Games:

Monmouth

Average RPI Win:	249	WON-LOST	WINNING	LAST 10	STRENGTH OF	OPP. STRENGTH	TEAM	ADJ.	CONF.	ADJ CONF.
Average RPI Loss:	132	RECORD	PCT. RANK	GAMES	SCHEDULE	OF SCHEDULE	RPI	RPI	RPI	RPI
DIV. I ONLY	12- 15	211	4- 6	237	168	240	240	19	19	
DIV. I NON-CONF.	3- 7	254	0- 0	104	204	258	258	13	13	
TOTALS	RPI 1-25	RPI 26-50	W-L RECORDS	RPI 51-100	RPI 101-999	RPI 201+				
12- 15	0- 1	0- 3	OVERALL	0- 2	12- 9	8- 4				
9- 6	0- 0	0- 2	HOME	0- 1	9- 3	6- 1				
3- 7	0- 0	0- 1	AWAY	0- 1	3- 5	2- 2				
0- 2	0- 1	0- 0	NEUTRAL	0- 0	0- 1	0- 1				
3- 7	0- 1	0- 1	NON-CONFERENCE	0- 2	3- 3	2- 2				
3- 3	0- 0	0- 1	HOME	0- 1	3- 1	2- 1				
0- 2	0- 0	0- 0	AWAY	0- 1	0- 1	0- 0				
0- 2	0- 1	0- 0	NEUTRAL	0- 0	0- 1	0- 1				
9- 8	0- 0	0- 2	CONFERENCE	0- 0	9- 6	6- 2				
6- 3	0- 0	0- 1	HOME	0- 0	6- 2	4- 0				
3- 5	0- 0	0- 1	AWAY	0- 0	3- 4	2- 2				
0- 0	0- 0	0- 0	NEUTRAL	0- 0	0- 0	0- 0				

RPI 1-25				RPI 26-50				RPI 51-100				RPI 101+ Team's RPI: 240			
RPI	S	Opponent	Score	RPI	S	Opponent	Score	RPI	S	Opponent	Score	RPI	S	Opponent	Score
25	N	Marquette	68 87	37	A	Northern Colo.	50 68	73	A	Wyoming	62 67	110	H	SFA	60 52
				37	H	Northern Colo.	58 64	90	H	Kentucky	54 71	130	A	Portland St.	53 70
				40	H	Gonzaga	55 70					130	H	Portland St.	69 53
												132	A	Fresno St.	58 61
												142	H	Eastern Wash.	72 75
												148	H	Idaho	56 67
												151	A	Weber St.	73 89
												183	A	North Dakota	54 43
												183	H	North Dakota	53 51
												215	A	Montana St.	64 81
												215	H	Montana St.	87 63
												222	H	Seattle U	64 78
												258	N	Indiana St.	45 57
												278	A	Sacramento St.	64 79
												278	H	Sacramento St.	68 59
												301	H	Long Beach St.	67 60
												305	A	Northern Ariz.	69 52
												305	H	Northern Ariz.	70 62
												325	H	Cal St. Fullerton	68 47
												328	A	Southern Utah	74 65
												328	H	Southern Utah	81 71
LAST 12 Division I GAMES:															
				151	A	Weber St.	73 89					183	H	North Dakota	53 51
				215	H	Montana St.	87 63					37	H	Northern Colo.	58 64
				148	H	Idaho	56 67					305	A	Northern Ariz.	69 52
				142	H	Eastern Wash.	72 75					328	A	Southern Utah	74 65
				278	A	Sacramento St.	64 79					215	A	Montana St.	64 81
				130	A	Portland St.	53 70					130	H	Portland St.	69 53

Non-Div I Games: Rocky Mountain 54 38

Montana

Average RPI Win:	234	WON-LOST	WINNING	LAST 10	STRENGTH OF	OPP. STRENGTH	TEAM	ADJ.	CONF.	ADJ CONF.
Average RPI Loss:	159	RECORD	PCT. RANK	GAMES	SCHEDULE	OF SCHEDULE	RPI	RPI	RPI	RPI
DIV. I ONLY	13- 13	176	5- 5	300	162	215	215	19	19	
DIV. I NON-CONF.	4- 5	202	0- 0	219	227	184	184	13	13	

TOTALS	RPI 1-25	RPI 26-50	W-L RECORDS	RPI 51-100	RPI 101-999	RPI 201+				
13- 13	0- 0	0- 3	OVERALL	1- 0	12- 10	8- 5				
8- 3	0- 0	0- 1	HOME	1- 0	7- 2	4- 0				
4- 9	0- 0	0- 2	AWAY	0- 0	4- 7	3- 4				
1- 1	0- 0	0- 0	NEUTRAL	0- 0	1- 1	1- 1				
4- 5	0- 0	0- 1	NON-CONFERENCE	1- 0	3- 4	2- 3				
2- 0	0- 0	0- 0	HOME	1- 0	1- 0	0- 0				
1- 4	0- 0	0- 1	AWAY	0- 0	1- 3	1- 2				
1- 1	0- 0	0- 0	NEUTRAL	0- 0	1- 1	1- 1				
9- 8	0- 0	0- 2	CONFERENCE	0- 0	9- 6	6- 2				
6- 3	0- 0	0- 1	HOME	0- 0	6- 2	4- 0				
3- 5	0- 0	0- 1	AWAY	0- 0	3- 4	2- 2				
0- 0	0- 0	0- 0	NEUTRAL	0- 0	0- 0	0- 0				

RPI	S	Opponent	Score	RPI	S	Opponent	Score	RPI	S	Opponent	Score	RPI	S	Opponent	Score
37	A	Northern Colo.	69 82	37	H	Northern Colo.	63 78	73	H	Wyoming	50 46	110	H	SFA	59 54
45	A	Southern California	47 98									130	A	Portland St.	53 62
												130	H	Portland St.	60 69
												140	A	BYU	54 75
												142	H	Eastern Wash.	77 74
												148	H	Idaho	77 95
												150	A	Idaho St.	61 60
												183	A	North Dakota	70 79
												183	H	North Dakota	72 56
												208	N	Nevada	53 67
												238	A	Omaha	53 64
												240	A	Montana	63 87
												240	H	Montana	81 64
												250	A	Hawaii	75 81
												278	A	Sacramento St.	77 88
												278	H	Sacramento St.	85 50
												301	A	Long Beach St.	62 51
												303	N	Utah St.	64 52
												305	A	Northern Ariz.	78 56
												305	H	Northern Ariz.	81 39
												328	A	Southern Utah	63 57
												328	H	Southern Utah	91 71

LAST 12 Division I GAMES:															
150	A	Idaho St.	61 60	37	H	Northern Colo.	63 78								
240	A	Montana	63 87	183	H	North Dakota	72 56								
142	H	Eastern Wash.	77 74	328	A	Southern Utah	63 57								
148	H	Idaho	77 95	305	A	Northern Ariz.	78 56								
130	A	Portland St.	53 62	240	H	Montana	81 64								
278	A	Sacramento St.	77 88	278	H	Sacramento St.	85 50								

Non-Div I Games: Mont. St. Billings 67 47 Providence (MT) 66 31

Montana St.

Average RPI Win:	272	WON-LOST	WINNING	LAST 10	STRENGTH OF	OPP. STRENGTH	TEAM	ADJ.	CONF.	ADJ CONF.
Average RPI Loss:	159	RECORD	PCT. RANK	GAMES	SCHEDULE	OF SCHEDULE	RPI	RPI	RPI	RPI
DIV. I ONLY	19- 10	89	7- 3	330	274	186	186	25	25	
DIV. I NON-CONF.	7- 4	102	0- 0	337	281	219	219	27	27	

TOTALS	RPI 1-25	RPI 26-50	W-L RECORDS	RPI 51-100	RPI 101-999	RPI 201+				
19- 10	0- 0	0- 0	OVERALL	0- 4	19- 6	16- 3				
8- 5	0- 0	0- 0	HOME	0- 1	8- 4	6- 2				
11- 5	0- 0	0- 0	AWAY	0- 0	11- 0	10- 0				
0- 0	0- 0	0- 0	NEUTRAL	0- 0	0- 0	0- 0				
7- 4	0- 0	0- 0	NON-CONFERENCE	0- 2	7- 2	6- 2				
2- 2	0- 0	0- 0	HOME	0- 0	2- 2	1- 2				
5- 2	0- 0	0- 0	AWAY	0- 2	5- 0	5- 0				
0- 0	0- 0	0- 0	NEUTRAL	0- 0	0- 0	0- 0				
12- 6	0- 0	0- 0	CONFERENCE	0- 2	12- 4	10- 1				
6- 3	0- 0	0- 0	HOME	0- 1	6- 2	5- 0				
6- 3	0- 0	0- 0	AWAY	0- 1	6- 2	5- 1				
0- 0	0- 0	0- 0	NEUTRAL	0- 0	0- 0	0- 0				

RPI 1-25				RPI 26-50				RPI 51-100				RPI 101+				Team's RPI: 186
RPI	S	Opponent	Score	RPI	S	Opponent	Score	RPI	S	Opponent	Score	RPI	S	Opponent	Score	
								65	A	West Virginia	56 66	156	H	Southern Ill.	85 81	
								66	A	Belmont	56 80	162	H	SIUE	51 66	
								66	H	Belmont	62 83	164	A	UT Martin	81 76	
								90	A	Kentucky	53 86	164	H	UT Martin	88 75	
												180	A	Jacksonville St.	64 70	
												180	H	Jacksonville St.	65 67	
												218	H	Gardner-Webb	60 68	
												225	A	Southeast Mo. St.	59 56	
												225	H	Southeast Mo. St.	60 58	
												242	A	Austin Peay	66 59	
												251	H	North Florida	56 61	
												253	A	St. Francis Brooklyn	73 59	
												264	A	Lipscomb	75 55	
												278	H	Sacramento St.	75 71	
												279	A	Canisius	76 52	
												289	A	Murray St.	82 80	
												310	A	Tennessee Tech	74 67	
												310	H	Tennessee Tech	53 51	
												312	A	Eastern Ky.	56 59	
												312	H	Eastern Ky.	62 51	
												330	A	Tennessee St.	71 69	
												330	H	Tennessee St.	97 81	
												345	A	Chicago St.	79 40	
												346	H	Eastern Ill.	89 81	
												349	A	Evansville	82 75	

LAST 12 Division I GAMES:																
				312	H	Eastern Ky.	62 51	66	H	Belmont	62 83					
				164	H	UT Martin	88 75	330	H	Tennessee St.	97 81					
				66	A	Belmont	56 80	242	A	Austin Peay	66 59					
				330	A	Tennessee St.	71 69	289	A	Murray St.	82 80					
				312	A	Eastern Ky.	56 59	310	H	Tennessee Tech	53 51					
				225	H	Southeast Mo. St.	60 58	180	H	Jacksonville St.	65 67					

Non-Div I Games: Brescia 120 41 Ky. Christian 115 39

Morehead St.

Average RPI Win: 312
Average RPI Loss: 176

WON-LOST
RECORD

WINNING
PCT. RANK

LAST 10
GAMES

STRENGTH OF
SCHEDULE

OPP. STRENGTH
OF SCHEDULE

TEAM
RPI

ADJ.
RPI

CONF.
RPI

ADJ CONF.
RPI

DIV. I ONLY	13- 13	176	5- 5	342	313	266	266	30	30
DIV. I NON-CONF.	5- 6	187	0- 0	271	193	203	203	30	30

TOTALS	RPI 1-25	RPI 26-50	W-L RECORDS	RPI 51-100	RPI 101-999	RPI 201+			
13- 13	0- 1	0- 2	OVERALL	0- 1	13- 9	12- 5			
8- 3	0- 0	0- 0	HOME	0- 0	8- 3	8- 2			
5- 9	0- 0	0- 0	AWAY	0- 0	5- 0	4- 0			
0- 1	0- 1	0- 0	NEUTRAL	0- 0	0- 0	0- 0			
5- 6	0- 1	0- 2	NON-CONFERENCE	0- 1	5- 2	5- 1			
3- 0	0- 0	0- 0	HOME	0- 0	3- 0	3- 0			
2- 5	0- 0	0- 2	AWAY	0- 1	2- 2	2- 1			
0- 1	0- 1	0- 0	NEUTRAL	0- 0	0- 0	0- 0			
8- 7	0- 0	0- 0	CONFERENCE	0- 0	8- 7	7- 4			
5- 3	0- 0	0- 0	HOME	0- 0	5- 3	5- 2			
3- 4	0- 0	0- 0	AWAY	0- 0	3- 4	2- 2			
0- 0	0- 0	0- 0	NEUTRAL	0- 0	0- 0	0- 0			

RPI 1-25				RPI 26-50				RPI 51-100				RPI 101+				Team's RPI: 266
RPI	S	Opponent	Score	RPI	S	Opponent	Score	RPI	S	Opponent	Score	RPI	S	Opponent	Score	
15	N	Iowa	46 90	29	A	Syracuse	68 95	65	A	West Virginia	41 84	120	A	Colorado St.	44 60	
				31	A	Dayton	52 88					126	H	Bethune-Cookman	57 64	
												172	A	N. C. A&T	60 67	
												192	A	Norfolk St.	55 53	
												198	A	Hampton	60 63	
												265	H	Howard	61 68	
												274	H	UMES	63 50	
												292	H	Mt. St. Mary's	75 67	
												296	A	Central Conn. St.	61 41	
												302	A	Marshall	68 73	
												309	H	FIU	62 51	
												314	A	Coppin St.	53 55	
												314	H	Coppin St.	73 59	
												318	A	N. C. Central	57 60	
												321	H	South Carolina St.	65 55	
												334	H	Delaware St.	54 62	
												342	H	NJIT	55 43	
												343	A	Savannah St.	70 41	
												343	H	Savannah St.	73 67	
												344	A	Florida A&M	59 44	
												344	H	Florida A&M	61 56	
												348	A	UMass Lowell	65 59	
LAST 12 Division I GAMES:																
314	H	Coppin St.	73 59	192	A	Norfolk St.	55 53									
198	A	Hampton	60 63	321	H	South Carolina St.	65 55									
126	H	Bethune-Cookman	57 64	334	H	Delaware St.	54 62									
344	A	Florida A&M	59 44	314	A	Coppin St.	53 55									
343	A	Savannah St.	70 41	318	A	N. C. Central	57 60									
265	H	Howard	61 68	172	A	N. C. A&T	60 67									

Non-Div I Games: Cheyney 123 53 Lincoln (PA) 60 41

Morgan St.

Loss, Non-Conf, S Site, H Home A Away N Neutral

Average RPI Win:	283	WON-LOST	WINNING	LAST 10	STRENGTH OF	OPP. STRENGTH	TEAM	ADJ.	CONF.	ADJ CONF.
Average RPI Loss:	219	RECORD	PCT. RANK	GAMES	SCHEDULE	OF SCHEDULE	RPI	RPI	RPI	RPI
DIV. I ONLY	9- 18	260	3- 7	311	306	292	292	29	29	
DIV. I NON-CONF.	3- 8	268	0- 0	211	248	259	259	29	29	

TOTALS	RPI 1-25	RPI 26-50	W-L RECORDS	RPI 51-100	RPI 101-999	RPI 201+				
9- 18	0- 2	0- 0	OVERALL	0- 0	9- 16	9- 14				
5- 6	0- 0	0- 0	HOME	0- 0	5- 6	5- 5				
4- 12	0- 0	0- 0	AWAY	0- 0	4- 0	4- 0				
0- 0	0- 0	0- 0	NEUTRAL	0- 0	0- 0	0- 0				
3- 8	0- 2	0- 0	NON-CONFERENCE	0- 0	3- 6	3- 6				
2- 1	0- 0	0- 0	HOME	0- 0	2- 1	2- 1				
1- 7	0- 2	0- 0	AWAY	0- 0	1- 5	1- 5				
0- 0	0- 0	0- 0	NEUTRAL	0- 0	0- 0	0- 0				
6- 10	0- 0	0- 0	CONFERENCE	0- 0	6- 10	6- 8				
3- 5	0- 0	0- 0	HOME	0- 0	3- 5	3- 4				
3- 5	0- 0	0- 0	AWAY	0- 0	3- 5	3- 4				
0- 0	0- 0	0- 0	NEUTRAL	0- 0	0- 0	0- 0				

RPI 1-25				RPI 26-50				RPI 51-100				RPI 101+				Team's RPI: 292
RPI	S	Opponent	Score	RPI	S	Opponent	Score	RPI	S	Opponent	Score	RPI	S	Opponent	Score	
1	A	Notre Dame	65 121									115	A	Saint Francis (PA)	88 92	
20	A	Maryland	57 97									129	H	Robert Morris	68 77	
												202	A	Lehigh	71 75	
												216	A	Xavier	45 66	
												218	H	Gardner-Webb	67 75	
												231	H	Loyola Maryland	71 63	
												253	A	St. Francis Brooklyn	73 82	
												253	H	St. Francis Brooklyn	56 75	
												257	A	Sacred Heart	44 56	
												257	H	Sacred Heart	52 82	
												261	H	Rider	82 78	
												266	A	Morgan St.	67 75	
												267	A	Fairfield	65 76	
												274	A	UMES	66 63	
												277	A	LIU Brooklyn	48 53	
												277	H	LIU Brooklyn	59 61	
												286	A	Fairleigh Dickinson	55 53	
												286	H	Fairleigh Dickinson	55 52	
												287	A	Bryant	68 63	
												287	H	Bryant	64 67	
												296	A	Central Conn. St.	68 56	
												296	H	Central Conn. St.	76 56	
												314	A	Coppin St.	54 68	
												333	A	Wagner	68 69	
												333	H	Wagner	79 56	
LAST 12 Division I GAMES:																
333	A	Wagner	68 69	277	H	LIU Brooklyn	59 61									
296	H	Central Conn. St.	76 56	333	H	Wagner	79 56									
287	H	Bryant	64 67	129	H	Robert Morris	68 77									
257	A	Sacred Heart	44 56	115	A	Saint Francis (PA)	88 92									
286	A	Fairleigh Dickinson	55 53	277	A	LIU Brooklyn	48 53									
253	H	St. Francis Brooklyn	56 75	253	A	St. Francis Brooklyn	73 82									

Non-Div I Games:

Mt. St. Mary's

Average RPI Win:	302	WON-LOST	WINNING	LAST 10	STRENGTH OF	OPP. STRENGTH	TEAM	ADJ.	CONF.	ADJ CONF.
Average RPI Loss:	173	RECORD	PCT. RANK	GAMES	SCHEDULE	OF SCHEDULE	RPI	RPI	RPI	RPI
DIV. I ONLY	10- 19	254	4- 6	305	271	289	289	25	25	
DIV. I NON-CONF.	3- 7	254	0- 0	324	218	310	310	27	27	

TOTALS	RPI 1-25	RPI 26-50	W-L RECORDS	RPI 51-100	RPI 101-999	RPI 201+				
10- 19	0- 1	0- 0	OVERALL	0- 3	10- 15	10- 6				
6- 7	0- 0	0- 0	HOME	0- 0	6- 7	6- 1				
4- 11	0- 1	0- 0	AWAY	0- 2	4- 8	4- 5				
0- 1	0- 0	0- 0	NEUTRAL	0- 1	0- 0	0- 0				
3- 7	0- 1	0- 0	NON-CONFERENCE	0- 1	3- 5	3- 3				
2- 2	0- 0	0- 0	HOME	0- 0	2- 2	2- 0				
1- 5	0- 1	0- 0	AWAY	0- 1	1- 3	1- 3				
0- 0	0- 0	0- 0	NEUTRAL	0- 0	0- 0	0- 0				
7- 12	0- 0	0- 0	CONFERENCE	0- 2	7- 10	7- 3				
4- 5	0- 0	0- 0	HOME	0- 0	4- 5	4- 1				
3- 6	0- 0	0- 0	AWAY	0- 1	3- 5	3- 2				
0- 1	0- 0	0- 0	NEUTRAL	0- 1	0- 0	0- 0				

RPI 1-25				RPI 26-50				RPI 51-100				RPI 101+ Team's RPI: 289			
RPI	S	Opponent	Score	RPI	S	Opponent	Score	RPI	S	Opponent	Score	RPI	S	Opponent	Score
5	A	Louisville	51 115					66	A	Belmont	65 70	113	H	ETSU	68 96
								66	N	Belmont	64 88	123	H	Butler	59 88
								85	A	Alabama	47 68	162	A	SIUE	68 77
												162	H	SIUE	70 75
												164	A	UT Martin	67 85
												164	H	UT Martin	80 97
												180	A	Jacksonville St.	65 97
												180	H	Jacksonville St.	55 59
												186	H	Morehead St.	80 82
												225	A	Southeast Mo. St.	70 80
												225	H	Southeast Mo. St.	74 85
												226	A	UNCG	63 52
												242	A	Austin Peay	69 75
												242	H	Austin Peay	91 65
												255	H	Northern Ky.	98 87
												264	A	Lipscomb	64 65
												310	A	Tennessee Tech	72 63
												310	H	Tennessee Tech	80 73
												312	H	Eastern Ky.	75 68
												317	A	Alabama A&M	54 71
												330	A	Tennessee St.	85 73
												338	H	Mississippi Val.	64 63
												346	A	Eastern Ill.	70 63
												346	H	Eastern Ill.	72 61
												349	A	Evansville	81 89
LAST 12 Division I GAMES:															
				66	N	Belmont	64 88	242	H	Austin Peay	91 65				
				242	A	Austin Peay	69 75	164	A	UT Martin	67 85				
				346	A	Eastern Ill.	70 63	225	A	Southeast Mo. St.	70 80				
				310	H	Tennessee Tech	80 73	312	H	Eastern Ky.	75 68				
				180	H	Jacksonville St.	55 59	186	H	Morehead St.	80 82				
				162	A	SIUE	68 77	330	A	Tennessee St.	85 73				

Non-Div I Games: Bethel (TN) 81 76

Murray St.

Loss,
Non-Conf,
S Site,
H Home
A Away
N Neutral

Average RPI Win: 287

Average RPI Loss: 94

WON-LOST
RECORDWINNING
PCT. RANKLAST 10
GAMESSTRENGTH OF
SCHEDULEOPP. STRENGTH
OF SCHEDULETEAM
RPIADJ.
RPICONF.
RPIADJ CONF.
RPI

DIV. I ONLY	17- 8	76	9- 1	313	261	172	172	30	30
DIV. I NON-CONF.	3- 7	254	0- 0	189	52	270	270	30	30
<hr/>									
TOTALS	RPI 1-25	RPI 26-50	W-L RECORDS	RPI 51-100	RPI 101-999	RPI 201+			
17- 8	0- 0	0- 2	OVERALL	0- 4	17- 2	15- 0			
10- 3	0- 0	0- 2	HOME	0- 0	10- 1	9- 0			
7- 3	0- 0	0- 0	AWAY	0- 2	7- 1	6- 0			
0- 2	0- 0	0- 0	NEUTRAL	0- 2	0- 0	0- 0			
3- 7	0- 0	0- 2	NON-CONFERENCE	0- 4	3- 1	3- 0			
3- 2	0- 0	0- 2	HOME	0- 0	3- 0	3- 0			
0- 3	0- 0	0- 0	AWAY	0- 2	0- 1	0- 0			
0- 2	0- 0	0- 0	NEUTRAL	0- 2	0- 0	0- 0			
14- 1	0- 0	0- 0	CONFERENCE	0- 0	14- 1	12- 0			
7- 1	0- 0	0- 0	HOME	0- 0	7- 1	6- 0			
7- 0	0- 0	0- 0	AWAY	0- 0	7- 0	6- 0			
0- 0	0- 0	0- 0	NEUTRAL	0- 0	0- 0	0- 0			

RPI 1-25				RPI 26-50				RPI 51-100				RPI 101+ Team's RPI: 172			
RPI	S	Opponent	Score	RPI	S	Opponent	Score	RPI	S	Opponent	Score	RPI	S	Opponent	Score
				28	H	Georgia	63 73	56	N	Harvard	60 64	126	A	Bethune-Cookman	62 55
				47	H	Elon	59 90	71	N	Duquesne	60 73	164	A	UT Martin	63 76
								90	A	Ohio	65 72	192	H	Norfolk St.	53 51
								96	A	Auburn	53 63	198	H	Hampton	51 63
												265	A	Howard	76 68
												265	H	Howard	91 53
												266	H	Morgan St.	67 60
												271	H	Appalachian St.	81 56
												274	A	UMES	57 45
												274	H	UMES	65 60
												314	H	Coppin St.	64 63
												316	H	Western Caro.	68 59
												318	H	N.C. Central	67 54
												321	A	South Carolina St.	74 54
												326	H	Ga. Southern	60 49
												334	A	Delaware St.	66 48
												334	H	Delaware St.	75 55
												343	A	Savannah St.	69 44
												344	A	Florida A&M	73 52
LAST 12 Division I GAMES:															
				126	A	Bethune-Cookman	62 55	198	H	Hampton	51 63				
				344	A	Florida A&M	73 52	334	H	Delaware St.	75 55				
				274	H	UMES	65 60	192	H	Norfolk St.	53 51				
				265	H	Howard	91 53	318	H	N.C. Central	67 54				
				343	A	Savannah St.	69 44	265	A	Howard	76 68				
				321	A	South Carolina St.	74 54	274	A	UMES	57 45				

Non-Div I Games: Saint Augustine's 94 42 St. Andrews 90 40

N. C. A&T

■ Loss,
 ■ Non-Conf,
 ■ S Site,
 ■ Home
 ■ A Away
 N Neutral

Average RPI Win:	315	WON-LOST	WINNING	LAST 10	STRENGTH OF	OPP. STRENGTH	TEAM	ADJ.	CONF.	ADJ CONF.
Average RPI Loss:	207	RECORD	PCT. RANK	GAMES	SCHEDULE	OF SCHEDULE	RPI	RPI	RPI	RPI
DIV. I ONLY	8- 19	276	4- 6	332	324	318	318	30	30	
DIV. I NON-CONF.	1- 11	331	0- 0	268	270	341	341	30	30	

TOTALS	RPI 1-25	RPI 26-50	W-L RECORDS	RPI 51-100	RPI 101-999	RPI 201+				
8- 19	0- 0	0- 2	OVERALL	0- 0	8- 17	8- 10				
5- 5	0- 0	0- 1	HOME	0- 0	5- 4	5- 2				
3- 14	0- 0	0- 1	AWAY	0- 0	3- 13	3- 8				
0- 0	0- 0	0- 0	NEUTRAL	0- 0	0- 0	0- 0				
1- 11	0- 0	0- 2	NON-CONFERENCE	0- 0	1- 9	1- 6				
1- 2	0- 0	0- 1	HOME	0- 0	1- 1	1- 1				
0- 9	0- 0	0- 1	AWAY	0- 0	0- 8	0- 5				
0- 0	0- 0	0- 0	NEUTRAL	0- 0	0- 0	0- 0				
7- 8	0- 0	0- 0	CONFERENCE	0- 0	7- 8	7- 4				
4- 3	0- 0	0- 0	HOME	0- 0	4- 3	4- 1				
3- 5	0- 0	0- 0	AWAY	0- 0	3- 5	3- 3				
0- 0	0- 0	0- 0	NEUTRAL	0- 0	0- 0	0- 0				

RPI 1-25				RPI 26-50				RPI 51-100				RPI 101+ Team's RPI: 318			
RPI	S	Opponent	Score	RPI	S	Opponent	Score	RPI	S	Opponent	Score	RPI	S	Opponent	Score
				33	H	Oregon St.	44 97					109	A	Iowa St.	58 99
				47	A	Elon	50 78					120	A	Colorado St.	48 85
												126	A	Bethune-Cookman	47 57
												172	A	N. C. A&T	54 67
												192	H	Norfolk St.	60 75
												198	H	Hampton	53 62
												201	A	East Carolina	61 73
												235	A	Coastal Caro.	65 68
												245	A	Presbyterian	60 69
												254	H	Campbell	51 58
												256	A	UNCW	63 89
												265	A	Howard	54 69
												265	H	Howard	78 77
												266	H	Morgan St.	60 57
												274	A	UMES	73 84
												274	H	UMES	69 80
												295	A	USC Upstate	61 66
												299	A	Wofford	56 77
												314	H	Coppin St.	60 52
												321	A	South Carolina St.	81 63
												334	A	Delaware St.	74 67
												334	H	Delaware St.	76 60
												341	H	Longwood	87 75
												343	A	Savannah St.	74 61
												344	A	Florida A&M	81 84

				LAST 12 Division I GAMES:											
				343	A	Savannah St.	74 61	334	H	Delaware St.	76 60				
				321	A	South Carolina St.	81 63	198	H	Hampton	53 62				
				265	H	Howard	78 77	172	A	N. C. A&T	54 67				
				274	H	UMES	69 80	274	A	UMES	73 84				
				126	A	Bethune-Cookman	47 57	265	A	Howard	54 69				
				344	A	Florida A&M	81 84	266	H	Morgan St.	60 57				

Non-Div I Games: Johnson & Wales (NC) 8 51

N. C. Central

N
C
S
t
a
t
e

NC State				Through Games Of Feb. 28, 2018							
Average RPI	Win:	124	WON-LOST	WINNING	LAST 10	STRENGTH OF	OPP. STRENGTH	TEAM	ADJ.	CONF.	ADJ CONF.
Average RPI	Loss:	25	RECORD	PCT. RANK	GAMES	SCHEDULE	OF SCHEDULE	RPI	RPI	RPI	RPI
DIV. I ONLY		22- 7	45	8- 2	30	9	21	21	1	1	
DIV. I NON-CONF.		11- 2	22	0- 0	86	53	26	26	1	1	

TOTALS	RPI 1-25	RPI 26-50		W-L RECORDS		RPI 51-100		RPI 101-999		RPI 201+	
22- 7	1- 3	2- 4		OVERALL		4- 0		15- 0		2- 0	
14- 2	1- 1	2- 1		HOME		2- 0		9- 0		1- 0	
7- 4	0- 2	0- 2		AWAY		1- 0		6- 0		1- 0	
1- 1	0- 0	0- 1		NEUTRAL		1- 0		0- 0		0- 0	
11- 2	0- 0	1- 2		NON-CONFERENCE		2- 0		8- 0		2- 0	
8- 0	0- 0	1- 0		HOME		1- 0		6- 0		1- 0	
2- 1	0- 0	0- 1		AWAY		0- 0		2- 0		1- 0	
1- 1	0- 0	0- 1		NEUTRAL		1- 0		0- 0		0- 0	
11- 5	1- 3	1- 2		CONFERENCE		2- 0		7- 0		0- 0	
6- 2	1- 1	1- 1		HOME		1- 0		3- 0		0- 0	
5- 3	0- 2	0- 1		AWAY		1- 0		4- 0		0- 0	
0- 0	0- 0	0- 0		NEUTRAL		0- 0		0- 0		0- 0	

RPI 1-25		Team's RPI: 21		RPI 26-50		RPI 51-100		RPI 101+			
RPI	S	Opponent	Score	RPI	S	Opponent	Score	RPI	S	Opponent	Score
1	A	Notre Dame	67 86	29	H	Syracuse	60 56	62	H	Georgia Tech	56 43
5	H	Louisville	47 55	34	N	South Dakota St.	67 75	74	A	Virginia Tech	68 51
7	H	Florida St.	65 56	35	H	Virginia	63 73	85	N	Alabama	68 49
12	A	Duke	56 69	42	A	Rutgers	53 57	100	H	Jacksonville	64 44
				47	H	Elon	70 57				
				49	A	Miami (FL)	48 52				

LAST 12 Division I GAMES:											
1	A	Notre Dame	67 86	7	H	Florida St.	65 56				
175	A	Pittsburgh	77 66	160	A	Clemson	62 41				
104	H	Wake Forest	74 61	104	A	Wake Forest	82 68				
111	H	North Carolina	73 54	111	A	North Carolina	66 53				
49	A	Miami (FL)	48 52	29	H	Syracuse	60 56				
200	H	Boston College	72 54	62	H	Georgia Tech	56 43				

N
C
S
t
a
t
e

Non-Div I Games:

NC State

Average RPI Win:	268	WON-LOST	WINNING	LAST 10	STRENGTH OF	OPP. STRENGTH	TEAM	ADJ.	CONF.	ADJ CONF.
Average RPI Loss:	204	RECORD	PCT. RANK	GAMES	SCHEDULE	OF SCHEDULE	RPI	RPI	RPI	RPI
DIV. I ONLY	3- 25	336	2- 8	271	295	342	342	24	24	
DIV. I NON-CONF.	1- 13	336	0- 0	284	336	346	346	22	22	

TOTALS	RPI 1-25	RPI 26-50	W-L RECORDS	RPI 51-100	RPI 101-999	RPI 201+				
3- 25	0- 0	0- 1	OVERALL	0- 5	3- 19	3- 14				
2- 12	0- 0	0- 0	HOME	0- 3	2- 9	2- 8				
1- 13	0- 0	0- 1	AWAY	0- 2	1- 10	1- 6				
0- 0	0- 0	0- 0	NEUTRAL	0- 0	0- 0	0- 0				
1- 13	0- 0	0- 1	NON-CONFERENCE	0- 1	1- 11	1- 8				
1- 6	0- 0	0- 0	HOME	0- 1	1- 5	1- 5				
0- 7	0- 0	0- 1	AWAY	0- 0	0- 6	0- 3				
0- 0	0- 0	0- 0	NEUTRAL	0- 0	0- 0	0- 0				
2- 12	0- 0	0- 0	CONFERENCE	0- 4	2- 8	2- 6				
1- 6	0- 0	0- 0	HOME	0- 2	1- 4	1- 3				
1- 6	0- 0	0- 0	AWAY	0- 2	1- 4	1- 3				
0- 0	0- 0	0- 0	NEUTRAL	0- 0	0- 0	0- 0				

RPI 1-25				RPI 26-50				RPI 51-100				RPI 101+ Team's RPI: 342			
RPI	S	Opponent	Score	RPI	S	Opponent	Score	RPI	S	Opponent	Score	RPI	S	Opponent	Score
				34	A	South Dakota St.	48 92	52	A	FGCU	66 90	108	A	Dartmouth	50 81
								52	H	FGCU	43 89	152	A	Binghamton	36 67
								68	H	Penn	38 77	161	A	Army West Point	49 79
								100	A	Jacksonville	53 73	182	A	Stetson	55 73
								100	H	Jacksonville	58 88	182	H	Stetson	53 72
												202	A	Lehigh	50 64
												251	A	North Florida	66 62
												251	H	North Florida	75 65
												261	H	Rider	64 79
												264	A	Lipscomb	58 66
												264	H	Lipscomb	58 74
												266	A	Morgan St.	43 55
												273	H	Cornell	46 61
												277	H	LIU Brooklyn	49 67
												286	H	Fairleigh Dickinson	70 74
												288	A	North Dakota St.	58 105
												295	A	USC Upstate	67 74
												295	H	USC Upstate	57 95
												300	A	Kennesaw St.	65 80
												300	H	Kennesaw St.	58 61
												301	H	Long Beach St.	73 57
												347	H	Saint Peter's	52 59

LAST 12 Division I GAMES:															
				295	A	USC Upstate	67 74	264	A	Lipscomb	58 66				
				100	A	Jacksonville	53 73	300	A	Kennesaw St.	65 80				
				251	A	North Florida	66 62	264	H	Lipscomb	58 74				
				52	H	FGCU	43 89	251	H	North Florida	75 65				
				182	H	Stetson	53 72	100	H	Jacksonville	58 88				
				300	H	Kennesaw St.	58 61	182	A	Stetson	55 73				

Non-Div I Games: St. Joseph's (Brkln)106 42

NJIT

Average RPI Win:	227	WON-LOST	WINNING	LAST 10	STRENGTH OF	OPP. STRENGTH	TEAM	ADJ.	CONF.	ADJ CONF.
Average RPI Loss:	126	RECORD	PCT. RANK	GAMES	SCHEDULE	OF SCHEDULE	RPI	RPI	RPI	RPI
DIV. I ONLY	22- 6	38	7- 3	241	219	81	81	15	15	
DIV. I NON-CONF.	9- 1	19	0- 0	292	322	70	70	18	18	

TOTALS	RPI 1-25	RPI 26-50	W-L RECORDS	RPI 51-100	RPI 101-999	RPI 201+				
22- 6	0- 0	0- 0	OVERALL	1- 4	21- 2	16- 2				
14- 1	0- 0	0- 0	HOME	1- 1	13- 0	11- 0				
8- 5	0- 0	0- 0	AWAY	0- 3	8- 2	5- 2				
0- 0	0- 0	0- 0	NEUTRAL	0- 0	0- 0	0- 0				
9- 1	0- 0	0- 0	NON-CONFERENCE	0- 1	9- 0	6- 0				
6- 0	0- 0	0- 0	HOME	0- 0	6- 0	5- 0				
3- 1	0- 0	0- 0	AWAY	0- 1	3- 0	1- 0				
0- 0	0- 0	0- 0	NEUTRAL	0- 0	0- 0	0- 0				
13- 5	0- 0	0- 0	CONFERENCE	1- 3	12- 2	10- 2				
8- 1	0- 0	0- 0	HOME	1- 1	7- 0	6- 0				
5- 4	0- 0	0- 0	AWAY	0- 2	5- 2	4- 2				
0- 0	0- 0	0- 0	NEUTRAL	0- 0	0- 0	0- 0				

RPI 1-25				RPI 26-50				RPI 51-100				RPI 101+			
RPI	S	Opponent	Score	RPI	S	Opponent	Score	RPI	S	Opponent	Score	RPI	S	Opponent	Score
								60	A	American	41 46	161	A	Army West Point	55 46
								60	H	American	76 49	161	H	Army West Point	70 44
								87	A	New Mexico	87 94	173	A	Marist	77 70
								88	A	Bucknell	39 47	192	H	Norfolk St.	70 51
								88	H	Bucknell	40 49	199	A	Richmond	76 56
												202	A	Lehigh	63 66
												202	H	Lehigh	53 50
												217	A	Boston U.	64 59
												217	H	Boston U.	59 48
												231	A	Loyola Maryland	40 58
												231	H	Loyola Maryland	73 44
												233	A	Holy Cross	65 58
												233	H	Holy Cross	62 54
												244	A	Lafayette	59 43
												244	H	Lafayette	65 59
												248	H	St. Bonaventure	86 48
												261	H	Rider	63 44
												277	A	LIU Brooklyn	79 47
												282	A	Colgate	69 42
												282	H	Colgate	70 54
												288	H	North Dakota St.	67 54
												293	H	Monmouth	73 49
												298	H	Air Force	71 64
LAST 12 Division I GAMES:															
								60	H	American	76 49	233	H	Holy Cross	62 54
								231	A	Loyola Maryland	40 58	282	A	Colgate	69 42
								88	H	Bucknell	40 49	202	H	Lehigh	53 50
								217	H	Boston U.	59 48	88	A	Bucknell	39 47
								244	A	Lafayette	59 43	217	A	Boston U.	64 59
								161	A	Army West Point	55 46	244	H	Lafayette	65 59

Non-Div I Games: Emory & Henry 88 57

Navy

Average RPI	Win:	214	WON-LOST	WINNING	LAST 10	STRENGTH OF	OPP. STRENGTH	TEAM	ADJ.	CONF.	ADJ CONF.
Average RPI	Loss:	137	RECORD	PCT. RANK	GAMES	SCHEDULE	OF SCHEDULE	RPI	RPI	RPI	RPI
DIV. I ONLY		12- 15	211	2- 8	158	121	208	208	16	16	
DIV. I NON-CONF.		6- 4	122	0- 0	150	111	143	143	15	15	

TOTALS	RPI 1-25		RPI 26-50		W-L RECORDS	RPI 51-100	RPI 101-999		RPI 201+		
12- 15	0- 1		0- 1		OVERALL	1- 5	11- 8		8- 4		
9- 5	0- 1		0- 0		HOME	1- 1	8- 3		6- 1		
2- 9	0- 0		0- 0		AWAY	0- 4	2- 5		1- 3		
1- 1	0- 0		0- 1		NEUTRAL	0- 0	1- 0		1- 0		
6- 4	0- 1		0- 1		NON-CONFERENCE	0- 1	6- 1		5- 1		
4- 2	0- 1		0- 0		HOME	0- 0	4- 1		3- 1		
1- 1	0- 0		0- 0		AWAY	0- 1	1- 0		1- 0		
1- 1	0- 0		0- 1		NEUTRAL	0- 0	1- 0		1- 0		
6- 11	0- 0		0- 0		CONFERENCE	1- 4	5- 7		3- 3		
5- 3	0- 0		0- 0		HOME	1- 1	4- 2		3- 0		
1- 8	0- 0		0- 0		AWAY	0- 3	1- 5		0- 3		
0- 0	0- 0		0- 0		NEUTRAL	0- 0	0- 0		0- 0		

RPI 1-25				RPI 26-50				RPI 51-100				RPI 101+ Team's RPI: 208			
RPI	S	Opponent	Score	RPI	S	Opponent	Score	RPI	S	Opponent	Score	RPI	S	Opponent	Score
2	H	UConn	57 88	33	N	Oregon St.	49 89	73	A	Wyomi ng	60 66	120	A	Colorado St.	64 75
								73	H	Wyomi ng	62 65	120	H	Colorado St.	59 65
								83	A	UNLV	75 77	130	H	Portland St.	67 55
								83	H	UNLV	75 55	132	A	Fresno St.	55 68
								87	A	New Mexi co	68 72	132	H	Fresno St.	90 73
								97	A	Utah	61 87	141	A	Boise St.	72 68
												141	H	Boise St.	55 63
												207	H	SMU	80 72
												215	N	Montana St.	67 53
												222	A	Seattle U	74 65
												246	H	Pepperdine	72 77
												268	A	San Diego St.	72 75
												270	A	San Jose St.	54 57
												270	H	San Jose St.	91 63
												278	H	Sacramento St.	95 68
												283	H	Santa Clara	52 41
												298	H	Air Force	70 60
												303	A	Utah St.	57 79
												303	H	Utah St.	85 78

LAST 12 Division I GAMES:															
83	H	UNLV	75 55	83	A	UNLV	75 77	120	H	Colorado St.	59 65	132	A	Fresno St.	55 68
120	A	Colorado St.	64 75	120	H	Colorado St.	59 65	73	H	Wyomi ng	62 65	141	A	Boise St.	72 68
270	A	San Jose St.	54 57	132	A	Fresno St.	55 68	141	A	Boise St.	72 68	270	H	San Jose St.	91 63
303	H	Utah St.	85 78	73	H	Wyomi ng	62 65	270	H	San Jose St.	91 63				
141	H	Boise St.	55 63	141	A	Boise St.	72 68								
268	A	San Di ego St.	72 75	270	H	San Jose St.	91 63								

Non-Div I Games: Stanislaus St. 81 60

Nevada

Average RPI Win:	248	WON-LOST	WINNING	LAST 10	STRENGTH OF	OPP. STRENGTH	TEAM	ADJ.	CONF.	ADJ CONF.
Average RPI Loss:	160	RECORD	PCT. RANK	GAMES	SCHEDULE	OF SCHEDULE	RPI	RPI	RPI	RPI
DIV. I ONLY	17- 11	107	4- 6	309	238	184	184	20	20	
DIV. I NON-CONF.	8- 4	87	0- 0	338	229	193	193	24	24	

TOTALS	RPI 1-25	RPI 26-50	W-L RECORDS	RPI 51-100	RPI 101-999	RPI 201+				
17- 11	0- 0	0- 0	OVERALL	1- 3	16- 8	12- 3				
8- 4	0- 0	0- 0	HOME	1- 1	7- 3	5- 1				
8- 6	0- 0	0- 0	AWAY	0- 2	8- 4	6- 1				
1- 1	0- 0	0- 0	NEUTRAL	0- 0	1- 1	1- 1				
8- 4	0- 0	0- 0	NON-CONFERENCE	0- 0	8- 4	7- 2				
4- 0	0- 0	0- 0	HOME	0- 0	4- 0	3- 0				
3- 3	0- 0	0- 0	AWAY	0- 0	3- 3	3- 1				
1- 1	0- 0	0- 0	NEUTRAL	0- 0	1- 1	1- 1				
9- 7	0- 0	0- 0	CONFERENCE	1- 3	8- 4	5- 1				
4- 4	0- 0	0- 0	HOME	1- 1	3- 3	2- 1				
5- 3	0- 0	0- 0	AWAY	0- 2	5- 1	3- 0				
0- 0	0- 0	0- 0	NEUTRAL	0- 0	0- 0	0- 0				

RPI 1-25				RPI 26-50				RPI 51-100				RPI 101+				Team's RPI: 184
RPI	S	Opponent	Score	RPI	S	Opponent	Score	RPI	S	Opponent	Score	RPI	S	Opponent	Score	
								75	A	Maine	46 77	108	A	Dartmouth	49 57	
								75	H	Maine	46 56	135	H	Northeastern	65 50	
								77	A	Albany (NY)	53 66	145	A	Hartford	49 85	
								77	H	Albany (NY)	74 68	145	H	Hartford	76 58	
												152	A	Binghamton	63 61	
												152	H	Binghamton	52 54	
												178	A	Stony Brook	51 50	
												178	H	Stony Brook	56 62	
												200	A	Boston College	55 64	
												216	A	Xavier	66 71	
												217	H	Boston U.	72 57	
												243	N	La Salle	51 59	
												257	A	Sacred Heart	74 47	
												259	H	Manhattan	68 55	
												267	N	Fairfield	71 61	
												273	H	Cornell	48 45	
												287	A	Bryant	74 65	
												291	A	Vermont	52 49	
												291	H	Vermont	53 58	
												324	A	UMBC	51 46	
												324	H	UMBC	56 51	
												333	A	Wagner	65 53	
												348	A	UMass Lowell	70 49	
												348	H	UMass Lowell	66 45	

LAST 12 Division I GAMES:																
				348	A	UMass Lowell	70 49	77	H	Albany (NY)	74 68					
				178	H	Stony Brook	56 62	145	A	Hartford	49 85					
				145	H	Hartford	76 58	152	H	Binghamton	52 54					
				324	A	UMBC	51 46	75	H	Maine	46 56					
				75	A	Maine	46 77	178	A	Stony Brook	51 50					
				291	H	Vermont	53 58	291	A	Vermont	52 49					

Non-Div I Games: Colby-Sawyer 64 40

New Hampshire

■ Loss,
 ■ Non-Conf,
 ■ S Site,
 ■ Home
 ■ A Away
 N Neutral

Average RPI Win:	190	WON-LOST	WINNING	LAST 10	STRENGTH OF	OPP. STRENGTH	TEAM	ADJ.	CONF.	ADJ CONF.
Average RPI Loss:	127	RECORD	PCT. RANK	GAMES	SCHEDULE	OF SCHEDULE	RPI	RPI	RPI	RPI
DIV. I ONLY	20- 9	68	5- 5	155	124	87	87	16	16	
DIV. I NON-CONF.	11- 1	13	0- 0	74	141	13	13	15	15	

TOTALS	RPI 1-25	RPI 26-50	W-L RECORDS	RPI 51-100	RPI 101-999	RPI 201+				
20- 9	1- 0	0- 1	OVERALL	2- 4	17- 4	10- 2				
16- 2	1- 0	0- 0	HOME	2- 2	13- 0	7- 0				
4- 7	0- 0	0- 1	AWAY	0- 2	4- 4	3- 2				
0- 0	0- 0	0- 0	NEUTRAL	0- 0	0- 0	0- 0				
11- 1	1- 0	0- 1	NON-CONFERENCE	2- 0	8- 0	4- 0				
9- 0	1- 0	0- 0	HOME	2- 0	6- 0	3- 0				
2- 1	0- 0	0- 1	AWAY	0- 0	2- 0	1- 0				
0- 0	0- 0	0- 0	NEUTRAL	0- 0	0- 0	0- 0				
9- 8	0- 0	0- 0	CONFERENCE	0- 4	9- 4	6- 2				
7- 2	0- 0	0- 0	HOME	0- 2	7- 0	4- 0				
2- 6	0- 0	0- 0	AWAY	0- 2	2- 4	2- 2				
0- 0	0- 0	0- 0	NEUTRAL	0- 0	0- 0	0- 0				

RPI 1-25				RPI 26-50				RPI 51-100				RPI 101+			
RPI	S	Opponent	Score	RPI	S	Opponent	Score	RPI	S	Opponent	Score	RPI	S	Opponent	Score
25	H	Marquette	88 87	30	A	Oklahoma	63 105	73	A	Wyoming	55 66	120	A	Colorado St.	71 74
								73	H	Wyoming	62 63	120	H	Colorado St.	54 48
								81	H	Navy	94 87	122	H	Western Mich.	88 76
								83	A	UNLV	62 74	132	H	Fresno St.	88 75
								83	H	UNLV	66 68	133	H	Wichita St.	76 62
								94	H	Lamar University	90 58	141	A	Boise St.	85 91
												141	H	Boise St.	100 83
												181	H	UC Irvine	83 61
												194	A	UTEP	59 35
												208	H	Nevada	72 68
												219	A	New Mexico St.	101 93
												219	H	New Mexico St.	86 75
												224	H	Illinois	97 68
												241	H	Texas Tech	90 56
												268	A	San Diego St.	89 97
												270	A	San Jose St.	86 95
												270	H	San Jose St.	92 62
												298	A	Air Force	88 59
												298	H	Air Force	57 49
												303	A	Utah St.	74 50
												303	H	Utah St.	80 47

LAST 12 Division I GAMES:															
120	H	Colorado St.	54 48	270	H	San Jose St.	92 62								
83	A	UNLV	62 74	303	H	Utah St.	80 47								
73	H	Wyoming	62 63	120	A	Colorado St.	71 74								
303	A	Utah St.	74 50	268	A	San Diego St.	89 97								
298	H	Air Force	57 49	83	H	UNLV	66 68								
141	A	Boise St.	85 91	132	H	Fresno St.	88 75								

Non-Div I Games: Northern N.M. 107 66

New Mexico

■ Loss,
 ■ Non-Conf, S Site,
 ■ Home
 ■ Away
 N Neutral

Average RPI Win: 277		WON-LOST RECORD	WINNING PCT. RANK	LAST 10 GAMES	STRENGTH OF SCHEDULE	OPP. STRENGTH OF SCHEDULE	TEAM RPI	ADJ. RPI	CONF. RPI	ADJ CONF. RPI
Average RPI Loss: 178										
DIV. I ONLY		14- 11	134	7- 3	318	315	219	219	31	31
DIV. I NON-CONF.		4- 8	239	0- 0	252	232	267	267	31	31
TOTALS		RPI 1-25	RPI 26-50	W-L RECORDS		RPI 51-100	RPI 101-999	RPI 201+		
14- 11	0- 0		0- 0	OVERALL		0- 2	14- 9	13- 5		
8- 3	0- 0		0- 0	HOME		0- 1	8- 2	7- 0		
6- 5	0- 0		0- 0	AWAY		0- 1	6- 4	6- 4		
0- 3	0- 0		0- 0	NEUTRAL		0- 0	0- 3	0- 1		
4- 8	0- 0		0- 0	NON-CONFERENCE		0- 2	4- 6	3- 2		
2- 3	0- 0		0- 0	HOME		0- 1	2- 2	1- 0		
2- 2	0- 0		0- 0	AWAY		0- 1	2- 1	2- 1		
0- 3	0- 0		0- 0	NEUTRAL		0- 0	0- 3	0- 1		
10- 3	0- 0		0- 0	CONFERENCE		0- 0	10- 3	10- 3		
6- 0	0- 0		0- 0	HOME		0- 0	6- 0	6- 0		
4- 3	0- 0		0- 0	AWAY		0- 0	4- 3	4- 3		
0- 0	0- 0		0- 0	NEUTRAL		0- 0	0- 0	0- 0		

RPI 1-25				RPI 26-50				RPI 51-100				RPI 101+ Team's RPI: 219					
RPI	S	Opponent	Score	RPI	S	Opponent	Score	RPI	S	Opponent	Score	RPI	S	Opponent	Score		
								87	A	New Mexico	75	86	122	H	Western Mi ch.	55	64
								87	H	New Mexico	93	101	135	N	Northeastern	64	65
												138	N	Arkansas	60	69	
												191	H	UC Santa Barbara	47	77	
												194	H	UTEP	76	68	
												206	A	CSU Bakersfi el d	52	62	
												206	H	CSU Bakersfi el d	56	48	
												222	A	Seattle U	59	69	
												222	H	Seattle U	64	53	
												234	N	Texas Southern	50	66	
												236	H	A&M-Corpus Christi	70	61	
												246	A	Pepperdi ne	86	64	
												263	A	Grand Canyon	34	50	
												263	H	Grand Canyon	64	60	
												275	A	Ari zona	44	83	
												284	A	UMKC	76	67	
												284	H	UMKC	70	62	
												301	A	Long Beach St.	72	63	
												311	A	UTRGV	79	77	
												323	A	Utah Valley	82	72	
												323	H	Utah Valley	59	51	
												345	A	Chi cago St.	63	55	
												345	H	Chi cago St.	74	59	
LAST 12 Division I GAMES:																	
				284	A	UMKC	76	67				311	A	UTRGV	79	77	
				345	A	Chi cago St.	63	55				284	H	UMKC	70	62	
				222	H	Seattle U	64	53				323	A	Utah Valley	82	72	
				323	H	Utah Valley	59	51				222	A	Seattle U	59	69	
				263	A	Grand Canyon	34	50				206	H	CSU Bakersfi el d	56	48	
				206	A	CSU Bakersfi el d	52	62				263	H	Grand Canyon	64	60	

Non-Div I Games:	Tex. Permian Basin	85	58	Western N. M.	89	60
------------------	--------------------	----	----	---------------	----	----

New Mexico St.

■ Loss, ■ Non-Conf, S Site, H Home A Away N Neutral

Average RPI Win:	278	WON-LOST	WINNING	LAST 10	STRENGTH OF	OPP. STRENGTH	TEAM	ADJ.	CONF.	ADJ CONF.
Average RPI Loss:	160	RECORD	PCT. RANK	GAMES	SCHEDULE	OF SCHEDULE	RPI	RPI	RPI	RPI
DIV. I ONLY	14- 14	176	6- 4	299	273	223	223	27	27	
DIV. I NON-CONF.	3- 7	254	0- 0	102	168	216	216	26	26	

TOTALS	RPI 1-25	RPI 26-50	W-L RECORDS	RPI 51-100	RPI 101-999	RPI 201+				
14- 14	0- 1	0- 1	OVERALL	0- 2	14- 10	13- 5				
9- 4	0- 0	0- 0	HOME	0- 1	9- 3	9- 1				
5- 10	0- 0	0- 0	AWAY	0- 0	5- 2	4- 1				
0- 0	0- 0	0- 0	NEUTRAL	0- 0	0- 0	0- 0				
3- 7	0- 1	0- 1	NON-CONFERENCE	0- 1	3- 4	3- 0				
2- 2	0- 0	0- 0	HOME	0- 1	2- 1	2- 0				
1- 5	0- 1	0- 1	AWAY	0- 0	1- 3	1- 0				
0- 0	0- 0	0- 0	NEUTRAL	0- 0	0- 0	0- 0				
11- 7	0- 0	0- 0	CONFERENCE	0- 1	11- 6	10- 5				
7- 2	0- 0	0- 0	HOME	0- 0	7- 2	7- 1				
4- 5	0- 0	0- 0	AWAY	0- 1	4- 4	3- 4				
0- 0	0- 0	0- 0	NEUTRAL	0- 0	0- 0	0- 0				

RPI 1-25				RPI 26-50				RPI 51-100				RPI 101+ Team's RPI: 223			
RPI	S	Opponent	Score	RPI	S	Opponent	Score	RPI	S	Opponent	Score	RPI	S	Opponent	Score
18	A	Missouri	45 81	49	A	Miami (FL)	46 76	70	H	Houston	66 78	110	H	SFA	67 74
								94	A	Lamar University	77 100	121	A	Central Ark.	52 48
												127	A	Tulane	56 79
												158	A	Louisiana	57 66
												163	A	South Ala.	45 67
												180	H	Jacksonville St.	54 59
												213	H	CSUN	76 73
												230	A	Nicholls St.	48 72
												230	H	Nicholls St.	61 62
												234	H	Texas Southern	72 69
												236	A	A&M-Corpus Christi	68 75
												236	H	A&M-Corpus Christi	66 49
												239	A	Abilene Christian	70 80
												280	A	McNeese	77 64
												280	H	McNeese	84 62
												290	A	Southeastern La.	74 71
												290	H	Southeastern La.	82 73
												308	H	Houston Baptist	70 52
												315	A	Incarnate Word	72 45
												315	H	Incarnate Word	52 50
												335	H	Sam Houston St.	77 50
												336	A	Northwestern St.	47 52
												336	H	Northwestern St.	81 63
												337	A	La.-Monroe	89 51
LAST 12 Division I GAMES:															
290	A	Southeastern La.	74 71	230	H	Nicholls St.	61 62								
230	A	Nicholls St.	48 72	336	A	Northwestern St.	47 52								
335	H	Sam Houston St.	77 50	315	A	Incarnate Word	72 45								
280	H	McNeese	84 62	336	H	Northwestern St.	81 63								
290	H	Southeastern La.	82 73	315	H	Incarnate Word	52 50								
236	A	A&M-Corpus Christi	68 75	121	A	Central Ark.	52 48								

Non-Div I Games: Xavier (LA) 85 50

New Orleans

■ Loss,
 ■ Non-Conf,
 ■ S Site,
 ■ Home
 ■ Away
 N Neutral

Average RPI Win: 237
Average RPI Loss: 174

WON-LOST
RECORD

WINNING
PCT. RANK

LAST 10
GAMES

STRENGTH OF
SCHEDULE

OPP. STRENGTH
OF SCHEDULE

TEAM
RPI

ADJ.
RPI

CONF.
RPI

ADJ CONF.
RPI

DIV. I ONLY	12- 17	222	4- 6	193	269	228	228	28	28
DIV. I NON-CONF.	3- 8	268	0- 0	64	142	200	200	25	25
TOTALS	RPI 1-25	RPI 26-50	W-L RECORDS	RPI 51-100	RPI 101-999	RPI 201+			
12- 17	1- 1	0- 3	OVERALL	0- 0	11- 13	7- 7			
7- 6	1- 0	0- 2	HOME	0- 0	6- 4	5- 1			
4- 10	0- 1	0- 1	AWAY	0- 0	4- 8	2- 6			
1- 1	0- 0	0- 0	NEUTRAL	0- 0	1- 1	0- 0			
3- 8	1- 1	0- 1	NON-CONFERENCE	0- 0	2- 6	1- 1			
1- 3	1- 0	0- 1	HOME	0- 0	0- 2	0- 0			
1- 4	0- 1	0- 0	AWAY	0- 0	1- 3	1- 1			
1- 1	0- 0	0- 0	NEUTRAL	0- 0	1- 1	0- 0			
9- 9	0- 0	0- 2	CONFERENCE	0- 0	9- 7	6- 6			
6- 3	0- 0	0- 1	HOME	0- 0	6- 2	5- 1			
3- 6	0- 0	0- 1	AWAY	0- 0	3- 5	1- 5			
0- 0	0- 0	0- 0	NEUTRAL	0- 0	0- 0	0- 0			

RPI	S	Opponent	Score	RPI	S	Opponent	Score	RPI	S	Opponent	Score	RPI	S	Opponent	Score
16	H	Buffalo	75 62	41	A	Quinnipiac	61 77					116	H	Cleveland St.	61 70
20	A	Maryland	65 92	41	H	Quinnipiac	55 84					136	N	Louisiana Tech	73 67
				48	H	Drexel	65 66					145	A	Hartford	65 83
												146	H	Saint Joseph's	69 93
												158	N	Louisiana	52 68
												173	A	Marist	68 61
												173	H	Marist	78 84
												187	A	Oakland	59 67
												195	A	Siena	73 68
												195	H	Siena	65 50
												248	A	St. Bonaventure	58 76
												259	A	Manhattan	64 82
												259	H	Manhattan	65 64
												261	A	Rider	58 65
												261	H	Rider	69 61
												267	A	Fairfield	53 59
												279	A	Canisius	60 64
												279	H	Canisius	66 72
												282	A	Colgate	81 44
												293	A	Monmouth	63 65
												293	H	Monmouth	68 65
												338	H	Iona	73 59
												347	A	Saint Peter's	87 52
												347	H	Saint Peter's	64 54
LAST 12 Division I GAMES:															
173	A	Marist	68 61	347	H	Saint Peter's	64 54								
279	H	Canisius	66 72	279	A	Canisius	60 64								
293	H	Monmouth	68 65	41	H	Quinnipiac	55 84								
261	H	Rider	69 61	173	H	Marist	78 84								
293	A	Monmouth	63 65	347	A	Saint Peter's	87 52								
259	A	Manhattan	64 82	261	A	Rider	58 65								

Non-Div I Games:

Niagara

Loss, Non-Conf, S Site, H Home A Away N Neutral

Average RPI Win:	294	WON-LOST	WINNING	LAST 10	STRENGTH OF	OPP. STRENGTH	TEAM	ADJ.	CONF.	ADJ CONF.
Average RPI Loss:	153	RECORD	PCT. RANK	GAMES	SCHEDULE	OF SCHEDULE	RPI	RPI	RPI	RPI
DIV. I ONLY	12- 13	191	7- 3	289	287	230	230	27	27	
DIV. I NON-CONF.	2- 6	280	0- 0	160	191	234	234	26	26	

TOTALS	RPI 1-25	RPI 26-50	W-L RECORDS	RPI 51-100	RPI 101-999	RPI 201+				
12- 13	0- 1	0- 1	OVERALL	0- 2	12- 9	12- 5				
5- 6	0- 1	0- 0	HOME	0- 2	5- 3	5- 1				
7- 6	0- 0	0- 1	AWAY	0- 0	7- 5	7- 3				
0- 1	0- 0	0- 0	NEUTRAL	0- 0	0- 1	0- 1				
2- 6	0- 1	0- 1	NON-CONFERENCE	0- 1	2- 3	2- 2				
0- 2	0- 1	0- 0	HOME	0- 1	0- 0	0- 0				
2- 3	0- 0	0- 1	AWAY	0- 0	2- 2	2- 1				
0- 1	0- 0	0- 0	NEUTRAL	0- 0	0- 1	0- 1				
10- 7	0- 0	0- 0	CONFERENCE	0- 1	10- 6	10- 3				
5- 4	0- 0	0- 0	HOME	0- 1	5- 3	5- 1				
5- 3	0- 0	0- 0	AWAY	0- 0	5- 3	5- 2				
0- 0	0- 0	0- 0	NEUTRAL	0- 0	0- 0	0- 0				

RPI 1-25				RPI 26-50				RPI 51-100				RPI 101+				Team's RPI: 230
RPI	S	Opponent	Score	RPI	S	Opponent	Score	RPI	S	Opponent	Score	RPI	S	Opponent	Score	
4	H	Baylor	43 85	26	A	LSU	50 65	94	H	Lamar University	61 76	109	A	Iowa St.	47 75	
								100	H	Jacksonville	61 69	110	H	SFA	73 86	
												121	A	Central Ark.	42 60	
												121	H	Central Ark.	48 69	
												207	A	SMU	61 68	
												223	A	New Orleans	62 61	
												223	H	New Orleans	72 48	
												236	A	A&M-Corpus Christi	55 76	
												239	H	Abilene Christian	81 60	
												260	N	Bradley	65 75	
												280	A	McNeese	61 54	
												280	H	McNeese	63 51	
												290	H	Southeastern La.	57 66	
												308	A	Houston Baptist	73 61	
												308	H	Houston Baptist	63 45	
												315	A	Incarnate Word	62 64	
												320	A	Jackson St.	90 64	
												335	A	Sam Houston St.	70 65	
												336	A	Northwestern St.	79 63	
												336	H	Northwestern St.	85 53	
												338	A	Mississippi Val.	62 57	
LAST 12 Division I GAMES:																
336	H	Northwestern St.	85 53	239	H	Abilene Christian	81 60									
223	H	New Orleans	72 48	223	A	New Orleans	62 61									
280	H	McNeese	63 51	290	H	Southeastern La.	57 66									
121	A	Central Ark.	42 60	94	H	Lamar University	61 76									
335	A	Sam Houston St.	70 65	236	A	A&M-Corpus Christi	55 76									
308	H	Houston Baptist	63 45	121	H	Central Ark.	48 69									

Non-Div I Games: Spring Hill 78 70 Evangel 72 55 Southern-N. O. 83 45

Nicholls St.

Loss, Non-Conf, S Site, H Home A Away N Neutral

Average RPI Win:	286	WON-LOST	WINNING	LAST 10	STRENGTH OF	OPP. STRENGTH	TEAM	ADJ.	CONF.	ADJ CONF.
Average RPI Loss:	179	RECORD	PCT. RANK	GAMES	SCHEDULE	OF SCHEDULE	RPI	RPI	RPI	RPI
DIV. I ONLY	18- 9	80	7- 3	334	337	192	192	30	30	
DIV. I NON-CONF.	7- 5	132	0- 0	291	318	195	195	30	30	

TOTALS	RPI 1-25	RPI 26-50	W-L RECORDS	RPI 51-100	RPI 101-999	RPI 201+				
18- 9	0- 0	0- 0	OVERALL	0- 1	18- 8	16- 3				
7- 4	0- 0	0- 0	HOME	0- 0	7- 4	7- 2				
10- 4	0- 0	0- 0	AWAY	0- 1	10- 3	8- 0				
1- 1	0- 0	0- 0	NEUTRAL	0- 0	1- 1	1- 1				
7- 5	0- 0	0- 0	NON-CONFERENCE	0- 1	7- 4	6- 2				
2- 2	0- 0	0- 0	HOME	0- 0	2- 2	2- 1				
4- 2	0- 0	0- 0	AWAY	0- 1	4- 1	3- 0				
1- 1	0- 0	0- 0	NEUTRAL	0- 0	1- 1	1- 1				
11- 4	0- 0	0- 0	CONFERENCE	0- 0	11- 4	10- 1				
5- 2	0- 0	0- 0	HOME	0- 0	5- 2	5- 1				
6- 2	0- 0	0- 0	AWAY	0- 0	6- 2	5- 0				
0- 0	0- 0	0- 0	NEUTRAL	0- 0	0- 0	0- 0				

RPI 1-25				RPI 26-50				RPI 51-100				RPI 101+				Team's RPI: 192	
RPI	S	Opponent	Score	RPI	S	Opponent	Score	RPI	S	Opponent	Score	RPI	S	Opponent	Score		
								81	A	Navy	51	70	126	A	Bethune-Cookman	45	60
												126	H	Bethune-Cookman	51	58	
												154	A	William & Mary	80	74	
												172	A	N. C. A&T	51	53	
												196	H	High Point	56	59	
												198	A	Hampton	63	48	
												201	A	East Carolina	46	51	
												210	N	Bowling Green	50	59	
												226	H	UNCG	64	63	
												231	H	Loyola Maryland	58	61	
												253	N	St. Francis Brooklyn	52	51	
												254	A	Campbell	53	27	
												262	H	Towson	86	76	
												265	A	Howard	59	53	
												266	H	Morgan St.	53	55	
												274	A	UMES	63	53	
												285	A	VCU	66	52	
												314	H	Coppin St.	71	57	
												318	A	N. C. Central	75	60	
												321	A	South Carolina St.	71	67	
												321	H	South Carolina St.	63	49	
												334	H	Delaware St.	72	50	
												341	A	Longwood	64	45	
												343	A	Savannah St.	78	58	
												343	H	Savannah St.	83	51	
												344	H	Florida A&M	70	49	
LAST 12 Division I GAMES:																	
				265	A	Howard	59	53				126	A	Bethune-Cookman	45	60	
				274	A	UMES	63	53				266	H	Morgan St.	53	55	
				321	H	South Carolina St.	63	49				172	A	N. C. A&T	51	53	
				343	H	Savannah St.	83	51				344	H	Florida A&M	70	49	
				334	H	Delaware St.	72	50				126	H	Bethune-Cookman	51	58	
				198	A	Hampton	63	48				343	A	Savannah St.	78	58	

Non-Div I Games:

Norfolk St.

Average RPI Win: 167

Average RPI Loss: 62

WON-LOST
RECORDWINNING
PCT. RANKLAST 10
GAMESSTRENGTH OF
SCHEDULEOPP. STRENGTH
OF SCHEDULETEAM
RPIADJ.
RPICONF.
RPIADJ CONF.
RPI

DIV. I ONLY	15- 15	176	1- 9	29	66	111	111	1	1
DIV. I NON-CONF.	10- 3	52	0- 0	99	290	100	100	1	1

TOTALS	RPI 1-25	RPI 26-50	W-L RECORDS	RPI 51-100	RPI 101-999	RPI 201+			
15- 15	1- 6	1- 3	OVERALL	0- 3	13- 3	4- 0			
11- 8	1- 2	1- 2	HOME	0- 2	9- 2	3- 0			
1- 7	0- 4	0- 1	AWAY	0- 1	1- 1	0- 0			
3- 0	0- 0	0- 0	NEUTRAL	0- 0	3- 0	1- 0			
10- 3	0- 0	1- 0	NON-CONFERENCE	0- 1	9- 2	4- 0			
8- 3	0- 0	1- 0	HOME	0- 1	7- 2	3- 0			
0- 0	0- 0	0- 0	AWAY	0- 0	0- 0	0- 0			
2- 0	0- 0	0- 0	NEUTRAL	0- 0	2- 0	1- 0			
5- 12	1- 6	0- 3	CONFERENCE	0- 2	4- 1	0- 0			
3- 5	1- 2	0- 2	HOME	0- 1	2- 0	0- 0			
1- 7	0- 4	0- 1	AWAY	0- 1	1- 1	0- 0			
1- 0	0- 0	0- 0	NEUTRAL	0- 0	1- 0	0- 0			

RPI 1-25				RPI 26-50				RPI 51-100				RPI 101+ Team's RPI: 111			
RPI	S	Opponent	Score	RPI	S	Opponent	Score	RPI	S	Opponent	Score	RPI	S	Opponent	Score
1	A	Notre Dame	62 94	29	H	Syracuse	80 86	53	H	Mercer	86 97	104	A	Wake Forest	79 76
5	H	Louisville	57 67	35	A	Virginia	70 82	62	A	Georgia Tech	61 79	137	H	Radford	79 46
7	A	Florida St.	65 103	46	H	Minnesota	88 83	74	H	Virginia Tech	74 90	145	H	Hartford	90 70
12	A	Duke	54 70	49	H	Miami (FL)	72 92					149	H	Colorado	87 80
12	H	Duke	92 86									160	H	Clemson	59 52
21	A	NC State	54 73									163	H	South Ala.	84 85
21	H	NC State	53 66									175	H	Pittsburgh	68 67
												177	H	Furman	84 56
												196	N	Washington	90 78
												198	H	Hampton	66 70
												200	A	Boston College	64 77
												200	N	Boston College	69 64
												227	N	Grambling	79 63
												245	H	Presbyterian	91 56
												256	H	UNCW	86 60
												271	H	Appalachian St.	56 43
LAST 12 Division I GAMES:															
200	N	Boston College	69 64	74	H	Virginia Tech	74 90								
12	A	Duke	54 70	49	H	Miami (FL)	72 92								
29	H	Syracuse	80 86	1	A	Notre Dame	62 94								
5	H	Louisville	57 67	35	A	Virginia	70 82								
62	A	Georgia Tech	61 79	12	H	Duke	92 86								
21	A	NC State	54 73	21	H	NC State	53 66								

Non-Div I Games:

North Carolina

Loss,
Non-Conf,
S Site,
H Home
A Away
N Neutral

Average RPI Win:	194	WON-LOST	WINNING	LAST 10	STRENGTH OF	OPP. STRENGTH	TEAM	ADJ.	CONF.	ADJ CONF.
Average RPI Loss:	146	RECORD	PCT. RANK	GAMES	SCHEDULE	OF SCHEDULE	RPI	RPI	RPI	RPI
DIV. I ONLY	10- 16	236	3- 7	82	210	183	183	19	19	
DIV. I NON-CONF.	5- 4	146	0- 0	16	164	41	41	13	13	

TOTALS	RPI 1-25	RPI 26-50	W-L RECORDS	RPI 51-100	RPI 101-999	RPI 201+				
10- 16	0- 1	1- 3	OVERALL	1- 1	8- 11	5- 5				
7- 4	0- 0	1- 0	HOME	0- 0	6- 4	3- 2				
2- 12	0- 1	0- 3	AWAY	0- 1	2- 7	2- 3				
1- 0	0- 0	0- 0	NEUTRAL	1- 0	0- 0	0- 0				
5- 4	0- 1	0- 2	NON-CONFERENCE	1- 1	4- 0	3- 0				
3- 0	0- 0	0- 0	HOME	0- 0	3- 0	2- 0				
1- 4	0- 1	0- 2	AWAY	0- 1	1- 0	1- 0				
1- 0	0- 0	0- 0	NEUTRAL	1- 0	0- 0	0- 0				
5- 12	0- 0	1- 1	CONFERENCE	0- 0	4- 11	2- 5				
4- 4	0- 0	1- 0	HOME	0- 0	3- 4	1- 2				
1- 8	0- 0	0- 1	AWAY	0- 0	1- 7	1- 3				
0- 0	0- 0	0- 0	NEUTRAL	0- 0	0- 0	0- 0				

RPI 1-25				RPI 26-50				RPI 51-100				RPI 101+				Team's RPI: 183
RPI	S	Opponent	Score	RPI	S	Opponent	Score	RPI	S	Opponent	Score	RPI	S	Opponent	Score	
4	A	Baylor	43 105	33	A	Oregon St.	55 65	59	A	South Dakota	71 76	139	H	UNI	80 72	
				34	A	South Dakota St.	52 66	94	N	Lamar University	73 70	142	A	Eastern Wash.	70 74	
				37	A	Northern Colo.	45 51					142	H	Eastern Wash.	81 79	
				37	H	Northern Colo.	78 70					148	A	Idaho	75 80	
												148	H	Idaho	64 78	
												150	A	Idaho St.	46 57	
												150	H	Idaho St.	55 68	
												151	A	Weber St.	69 80	
												151	H	Weber St.	80 67	
												215	A	Montana St.	56 72	
												215	H	Montana St.	79 70	
												240	A	Montana	51 53	
												240	H	Montana	43 54	
												269	A	UTSA	60 47	
												276	H	Massachusetts	82 52	
												278	H	Sacramento St.	66 72	
												288	H	North Dakota St.	79 68	
												305	A	Northern Ariz.	59 79	
												328	A	Southern Utah	68 53	

LAST 12 Division I GAMES:																
				278	H	Sacramento St.	66 72	240	A	Montana	51 53					
				37	A	Northern Colo.	45 51	215	A	Montana St.	56 72					
				305	A	Northern Ariz.	59 79	148	H	Idaho	64 78					
				328	A	Southern Utah	68 53	142	H	Eastern Wash.	81 79					
				150	H	Idaho St.	55 68	37	H	Northern Colo.	78 70					
				151	H	Weber St.	80 67	151	A	Weber St.	69 80					

Non-Div I Games: Mayville St. 82 54 Southwest Minn. St. 85 62

North Dakota

■ Loss,
■ Non-Conf,
■ S Site,
■ H Home
■ A Away
N Neutral

Average RPI Win:	318	WON-LOST	WINNING	LAST 10	STRENGTH OF	OPP. STRENGTH	TEAM	ADJ.	CONF.	ADJ CONF.
Average RPI Loss:	141	RECORD	PCT. RANK	GAMES	SCHEDULE	OF SCHEDULE	RPI	RPI	RPI	RPI
DIV. I ONLY	6- 19	305	2- 8	183	229	288	288	12	12	
DIV. I NON-CONF.	4- 7	226	0- 0	282	331	273	273	16	16	

TOTALS	RPI 1-25	RPI 26-50	W-L RECORDS	RPI 51-100	RPI 101-999	RPI 201+				
6- 19	0- 0	0- 2	OVERALL	0- 5	6- 12	6- 3				
3- 8	0- 0	0- 1	HOME	0- 2	3- 5	3- 2				
2- 10	0- 0	0- 1	AWAY	0- 3	2- 6	2- 1				
1- 1	0- 0	0- 0	NEUTRAL	0- 0	1- 1	1- 0				
4- 7	0- 0	0- 0	NON-CONFERENCE	0- 1	4- 6	4- 1				
2- 2	0- 0	0- 0	HOME	0- 0	2- 2	2- 1				
1- 4	0- 0	0- 0	AWAY	0- 1	1- 3	1- 0				
1- 1	0- 0	0- 0	NEUTRAL	0- 0	1- 1	1- 0				
2- 12	0- 0	0- 2	CONFERENCE	0- 4	2- 6	2- 2				
1- 6	0- 0	0- 1	HOME	0- 2	1- 3	1- 1				
1- 6	0- 0	0- 1	AWAY	0- 2	1- 3	1- 1				
0- 0	0- 0	0- 0	NEUTRAL	0- 0	0- 0	0- 0				

RPI 1-25				RPI 26-50				RPI 51-100				RPI 101+				Team's RPI: 288
RPI	S	Opponent	Score	RPI	S	Opponent	Score	RPI	S	Opponent	Score	RPI	S	Opponent	Score	
				34	A	South Dakota St.	63 83	59	A	South Dakota	54 80	119	A	Milwaukee	38 74	
				34	H	South Dakota St.	64 85	59	H	South Dakota	67 82	121	N	Central Ark.	45 68	
								81	A	Navy	54 67	147	H	Cal Poly	69 73	
								99	A	Western Ill.	72 97	149	A	Colorado	59 108	
								99	H	Western Ill.	60 77	171	A	Denver	79 98	
												171	H	Denver	73 78	
												179	A	Oral Roberts	48 71	
												179	H	Oral Roberts	57 64	
												183	A	North Dakota	68 79	
												238	A	Omaha	67 80	
												238	H	Omaha	57 59	
												276	H	Massachusetts	82 70	
												309	A	FIU	71 68	
												311	H	UTRGV	79 82	
												324	N	UMBC	67 53	
												327	A	Fort Wayne	66 52	
												327	H	Fort Wayne	72 56	
												342	H	NJIT	105 58	

LAST 12 Division I GAMES:																
				238	H	Omaha	57 59	34	H	South Dakota St.	64 85					
				99	H	Western Ill.	60 77	99	A	Western Ill.	72 97					
				327	A	Fort Wayne	66 52	238	A	Omaha	67 80					
				171	H	Denver	73 78	327	H	Fort Wayne	72 56					
				179	H	Oral Roberts	57 64	171	A	Denver	79 98					
				59	A	South Dakota	54 80	179	A	Oral Roberts	48 71					

Non-Div I Games: Valley City St. 67 58 Mayville St. 87 43 Dakota St. 97 42

North Dakota St.

Average RPI Win: 239

Average RPI Loss: 180

WON-LOST
RECORDWINNING
PCT. RANKLAST 10
GAMESSTRENGTH OF
SCHEDULEOPP. STRENGTH
OF SCHEDULETEAM
RPIADJ.
RPICONF.
RPIADJ CONF.
RPIDIV. I ONLY
DIV. I NON-CONF.9- 17
4- 8252
2393- 7
0- 0225
153249
209251
205251
20524
2224
22

TOTALS

RPI 1-25

RPI 26-50

W-L RECORDS

RPI 51-100

RPI 101-999

RPI 201+

9- 17 0- 1
5- 5 0- 0
4- 11 0- 1
0- 1 0- 00- 2
0- 0
0- 2
0- 0OVERALL
HOME
AWAY
NEUTRAL1- 4
1- 1
0- 3
0- 08- 10
4- 4
4- 5
0- 16- 8
3- 3
3- 4
0- 14- 8 0- 1
2- 1 0- 0
2- 6 0- 1
0- 1 0- 00- 2
0- 0
0- 2
0- 0NON-CONFERENCE
HOME
AWAY
NEUTRAL0- 1
0- 0
0- 1
0- 04- 4
2- 1
2- 2
0- 12- 4
1- 1
1- 2
0- 15- 9 0- 0
3- 4 0- 0
2- 5 0- 0
0- 0 0- 00- 0
0- 0
0- 0
0- 0CONFERENCE
HOME
AWAY
NEUTRAL1- 3
1- 1
0- 2
0- 04- 6
2- 3
2- 3
0- 04- 4
2- 2
2- 2
0- 0

RPI 1-25

RPI 26-50

RPI 51-100

RPI 101+

Team's RPI: 251

RPI S Opponent Score
7 A Florida St. 51 109RPI S Opponent Score
28 A Georgi a 37 75
38 A Mi chi gan 34 79RPI S Opponent Score
52 A FGCU 52 67
52 H FGCU 75 73
65 A West Vi rgini a 59 87
100 A Jacksonv ille 43 64
100 H Jacksonv ille 48 66RPI S Opponent Score
126 H Bethune-Cookman 70 63
182 A Stetson 55 68
182 H Stetson 51 68
186 A Morehead St. 61 56
229 A Fla. Atlantic 75 83
255 H Northern Ky. 58 50
264 A Lipscomb 57 78
264 H Lipscomb 69 73
272 H Col. of Charleston 69 73
293 N Monmouth 57 67
295 A USC Upstate 65 61
295 H USC Upstate 79 61
299 A Wofford 57 69
300 A Kennesaw St. 68 44
300 H Kennesaw St. 77 72
342 A NJIT 65 75
342 H NJIT 62 66
344 A Florida A&M 77 68

LAST 12 Division I GAMES:

100 A Jacksonville	43 64	182 H Stetson	51 68
295 H USC Upstate	79 61	52 H FGCU	75 73
342 H NJIT	62 66	182 A Stetson	55 68
300 A Kennesaw St.	68 44	342 A NJIT	65 75
264 A Lipscomb	57 78	295 A USC Upstate	65 61
52 A FGCU	52 67	264 H Lipscomb	69 73

Non-Div I Games:

Warner

74 38

Edward Waters

73 47

Webber Int'l

81 53

North Florida

Loss, Non-Conf, S Site, H Home A Away N Neutral

Average RPI Win:	251	WON-LOST	WINNING	LAST 10	STRENGTH OF	OPP. STRENGTH	TEAM	ADJ.	CONF.	ADJ CONF.
Average RPI Loss:	156	RECORD	PCT. RANK	GAMES	SCHEDULE	OF SCHEDULE	RPI	RPI	RPI	RPI
DIV. I ONLY	12- 11	165	4- 6	316	142	221	221	18	18	
DIV. I NON-CONF.	6- 3	87	0- 0	346	76	237	237	20	20	

TOTALS	RPI 1-25	RPI 26-50	W-L RECORDS	RPI 51-100	RPI 101-999	RPI 201+				
12- 11	0- 0	0- 1	OVERALL	0- 3	12- 7	11- 3				
6- 5	0- 0	0- 1	HOME	0- 1	6- 3	5- 1				
4- 6	0- 0	0- 0	AWAY	0- 2	4- 4	4- 2				
2- 0	0- 0	0- 0	NEUTRAL	0- 0	2- 0	2- 0				
6- 3	0- 0	0- 0	NON-CONFERENCE	0- 2	6- 1	6- 1				
3- 1	0- 0	0- 0	HOME	0- 1	3- 0	3- 0				
1- 2	0- 0	0- 0	AWAY	0- 1	1- 1	1- 1				
2- 0	0- 0	0- 0	NEUTRAL	0- 0	2- 0	2- 0				
6- 8	0- 0	0- 1	CONFERENCE	0- 1	6- 6	5- 2				
3- 4	0- 0	0- 1	HOME	0- 0	3- 3	2- 1				
3- 4	0- 0	0- 0	AWAY	0- 1	3- 3	3- 1				
0- 0	0- 0	0- 0	NEUTRAL	0- 0	0- 0	0- 0				

RPI 1-25				RPI 26-50				RPI 51-100				RPI 101+				Team's RPI: 221
RPI	S	Opponent	Score	RPI	S	Opponent	Score	RPI	S	Opponent	Score	RPI	S	Opponent	Score	
				43	H	Western Ky.	65 79	54	A	Indiana	63 68	103	H	Rice	49 50	
								84	A	UAB	52 68	106	A	Middle Tenn.	48 56	
								93	H	Kansas St.	54 55	136	A	Louisiana Tech	53 61	
												153	H	Charlotte	73 68	
												194	H	UTEP	48 50	
												205	H	Southern Miss.	71 62	
												207	H	SMU	47 40	
												209	H	Tulsa	66 43	
												229	A	Fla. Atlantic	65 51	
												235	N	Coastal Caro.	50 34	
												243	H	La Salle	70 44	
												269	A	UTSA	58 70	
												281	A	Old Dominion	55 52	
												281	H	Old Dominion	63 46	
												302	H	Marshall	54 62	
												309	A	FIU	92 46	
												319	N	Detroit Mercy	63 57	
												329	A	Ill. -Chicago	67 70	
												346	A	Eastern Ill.	63 61	
LAST 12 Division I GAMES:																
				302	H	Marshall	54 62	194	H	UTEP	48 50					
				281	A	Old Dominion	55 52	43	H	Western Ky.	65 79					
				205	H	Southern Miss.	71 62	84	A	UAB	52 68					
				229	A	Fla. Atlantic	65 51	106	A	Middle Tenn.	48 56					
				309	A	FIU	92 46	153	H	Charlotte	73 68					
				269	A	UTSA	58 70	281	H	Old Dominion	63 46					

Non-Div I Games: Mid-Amer. Christian 86 52 Tex. A&M Int'l 64 38 Okla. Panhandle 63 41

North Texas

Average RPI Win:	229	WON-LOST	WINNING	LAST 10	STRENGTH OF	OPP. STRENGTH	TEAM	ADJ.	CONF.	ADJ CONF.
Average RPI Loss:	112	RECORD	PCT. RANK	GAMES	SCHEDULE	OF SCHEDULE	RPI	RPI	RPI	RPI
DIV. I ONLY	15- 13	156	6- 4	129	197	135	135	10	10	
DIV. I NON-CONF.	5- 6	187	0- 0	206	323	211	211	12	12	

TOTALS	RPI 1-25	RPI 26-50	W-L RECORDS	RPI 51-100	RPI 101-999	RPI 201+				
15- 13	0- 0	0- 4	OVERALL	0- 4	15- 5	11- 3				
7- 5	0- 0	0- 2	HOME	0- 2	7- 1	4- 1				
7- 6	0- 0	0- 2	AWAY	0- 1	7- 3	6- 1				
1- 2	0- 0	0- 0	NEUTRAL	0- 1	1- 1	1- 1				
5- 6	0- 0	0- 0	NON-CONFERENCE	0- 2	5- 4	4- 3				
2- 2	0- 0	0- 0	HOME	0- 1	2- 1	1- 1				
2- 2	0- 0	0- 0	AWAY	0- 0	2- 2	2- 1				
1- 2	0- 0	0- 0	NEUTRAL	0- 1	1- 1	1- 1				
10- 7	0- 0	0- 4	CONFERENCE	0- 2	10- 1	7- 0				
5- 3	0- 0	0- 2	HOME	0- 1	5- 0	3- 0				
5- 4	0- 0	0- 2	AWAY	0- 1	5- 1	4- 0				
0- 0	0- 0	0- 0	NEUTRAL	0- 0	0- 0	0- 0				

RPI	S	Opponent	Score	RPI	S	Opponent	Score	RPI	S	Opponent	Score	RPI	S	Opponent	Score
47	A	Elon	71 78	47	H	Elon	46 65	56	H	Harvard	69 79	117	A	Delaware	64 53
48	A	Drexel	50 58	48	H	Drexel	58 69	64	A	James Madison	43 72	117	H	Delaware	73 59
								64	H	James Madison	57 60	154	A	William & Mary	53 71
								70	N	Houston	64 72	154	H	William & Mary	64 46

Team's RPI: 135															
												173	H	Marist	78 72
												184	A	New Hampshire	50 65
												211	H	Providence	95 98
												217	A	Boston U.	73 74
												219	N	New Mexico St.	65 64
												237	A	Hofstra	55 50
												249	N	Illinois St.	55 65
												256	A	UNCW	54 47
												256	H	UNCW	56 39
												262	A	Towson	70 61
												262	H	Towson	79 61
												267	H	Fairfield	63 43
												272	A	Col. of Charleston	67 48
												272	H	Col. of Charleston	59 37
												276	A	Massachusetts	64 54
												291	A	Vermont	71 66

LAST 12 Division I GAMES:															
272	A	Col. of Charleston	67 48	117	H	Delaware	73 59	256	H	UNCW	56 39	48	A	Drexel	50 58
237	A	Hofstra	55 50	48	A	Drexel	50 58	117	A	Delaware	64 53	154	A	William & Mary	64 46
47	H	Elon	46 65	117	A	Delaware	64 53	154	H	William & Mary	64 46	48	H	Drexel	58 69
262	H	Towson	79 61	48	H	Drexel	58 69								

Non-Div I Games:

Northeastern

Average RPI Win: 226		WON-LOST RECORD		WINNING PCT. RANK		LAST 10 GAMES		STRENGTH OF SCHEDULE		OPP. STRENGTH OF SCHEDULE		TEAM RPI		ADJ. RPI		CONF. RPI		ADJ. CONF. RPI	
Average RPI Loss: 180																			
DIV. I ONLY		6- 21		309		3- 7		230		253		305		305		19		19	
DIV. I NON-CONF.		2- 8		290		0- 0		204		312		302		302		13		13	
TOTALS		RPI 1-25		RPI 26-50		W-L RECORDS		RPI 51-100		RPI 101-999		RPI 201+							
6- 21		0- 0		0- 1		OVERALL		0- 0		6- 20		3- 8							
3- 10		0- 0		0- 1		HOME		0- 0		3- 9		1- 4							
2- 11		0- 0		0- 0		AWAY		0- 0		2- 11		2- 4							
1- 0		0- 0		0- 0		NEUTRAL		0- 0		1- 0		0- 0							
2- 8		0- 0		0- 0		NON-CONFERENCE		0- 0		2- 8		1- 3							
1- 4		0- 0		0- 0		HOME		0- 0		1- 4		1- 1							
0- 4		0- 0		0- 0		AWAY		0- 0		0- 4		0- 2							
1- 0		0- 0		0- 0		NEUTRAL		0- 0		1- 0		0- 0							
4- 13		0- 0		0- 1		CONFERENCE		0- 0		4- 12		2- 5							
2- 6		0- 0		0- 1		HOME		0- 0		2- 5		0- 3							
2- 7		0- 0		0- 0		AWAY		0- 0		2- 7		2- 2							
0- 0		0- 0		0- 0		NEUTRAL		0- 0		0- 0		0- 0							

RPI 1-25				RPI 26-50				RPI 51-100				RPI 101+				Team's RPI: 305	
RPI	S	Opponent	Score	RPI	S	Opponent	Score	RPI	S	Opponent	Score	RPI	S	Opponent	Score		
				37	H	Northern Colo.	63 85					103	H	Rice	83 88		
												130	A	Portland St.	59 68		
												141	N	Boise St.	62 60		
												142	A	Eastern Wash.	62 82		
												147	H	Cal Poly	73 89		
												148	A	Idaho	68 83		
												148	H	Idaho	83 93		
												150	A	Idaho St.	59 76		
												150	H	Idaho St.	55 75		
												151	A	Weber St.	63 77		
												151	H	Weber St.	76 75		
												154	A	Youngstown St.	67 69		
												171	A	Denver	73 80		
												183	H	North Dakota	79 59		
												191	H	UC Santa Barbara	93 96		
												213	A	CSUN	69 78		
												215	A	Montana St.	39 81		
												215	H	Montana St.	56 78		
												240	A	Montana	62 70		
												240	H	Montana	52 69		
												250	A	Hawaii	68 84		
												263	H	Grand Canyon	54 72		
												275	H	Arizona	84 66		
												278	A	Sacramento St.	95 90		
												328	A	Southern Utah	72 55		
												328	H	Southern Utah	57 60		
				LAST 12 Division I GAMES:													
				148	H	Idaho	83 93	151	A	Weber St.	63 77						
				130	A	Portland St.	59 68	150	A	Idaho St.	59 76						
				278	A	Sacramento St.	95 90	240	H	Montana	52 69						
				183	H	North Dakota	79 59	215	H	Montana St.	56 78						
				37	H	Northern Colo.	63 85	148	A	Idaho	68 83						
				328	A	Southern Utah	72 55	142	A	Eastern Wash.	62 82						

Non-Div I Games:	Antelope Valley	104	49
------------------	-----------------	-----	----

Northern Ari z.

■ Loss, ■ Non-Conf, S Site, H Home A Away N Neutral

Average RPI	Win:	172	WON-LOST	WINNING	LAST 10	STRENGTH OF	OPP. STRENGTH	TEAM	ADJ.	CONF.	ADJ CONF.
Average RPI	Loss:	120	RECORD	PCT. RANK	GAMES	SCHEDULE	OF SCHEDULE	RPI	RPI	RPI	RPI
DIV. I ONLY		22- 6		38	9- 1	70	189	37	37	19	19
DIV. I NON-CONF.		8- 3		65	0- 0	20	84	21	21	13	13

TOTALS	RPI 1-25		RPI 26-50		W-L RECORDS	RPI 51-100		RPI 101-999		RPI 201+	
22- 6	1- 0		1- 1		OVERALL	1- 1		19- 4		7- 0	
11- 2	0- 0		1- 0		HOME	0- 0		10- 2		2- 0	
10- 4	1- 0		0- 1		AWAY	0- 1		9- 2		5- 0	
1- 0	0- 0		0- 0		NEUTRAL	1- 0		0- 0		0- 0	
8- 3	1- 0		1- 1		NON-CONFERENCE	1- 1		5- 1		1- 0	
4- 1	0- 0		1- 0		HOME	0- 0		3- 1		0- 0	
3- 2	1- 0		0- 1		AWAY	0- 1		2- 0		1- 0	
1- 0	0- 0		0- 0		NEUTRAL	1- 0		0- 0		0- 0	
14- 3	0- 0		0- 0		CONFERENCE	0- 0		14- 3		6- 0	
7- 1	0- 0		0- 0		HOME	0- 0		7- 1		2- 0	
7- 2	0- 0		0- 0		AWAY	0- 0		7- 2		4- 0	
0- 0	0- 0		0- 0		NEUTRAL	0- 0		0- 0		0- 0	

RPI	S	Opponent	Score	RPI	S	Opponent	Score	Team's RPI: 37	RPI	S	Opponent	Score	RPI	S	Opponent	Score
24	A	DePaul	94 88	26	H	LSU	58 50		79	A	Fordham	33 48	120	H	Colorado St.	44 55
				41	A	Quinnipiac	49 60		89	N	Liberty	65 57	130	H	Portland St.	63 60
													131	H	San Francisco	73 60
													140	H	BYU	79 74
													142	A	Eastern Wash.	70 65
													142	H	Eastern Wash.	68 62
													148	A	Idaho	78 72
													148	H	Idaho	71 79
													150	A	Idaho St.	63 57
													150	H	Idaho St.	75 52
													151	A	Weber St.	73 82
													151	H	Weber St.	71 69
													171	A	Denver	71 63
													183	A	North Dakota	70 78
													183	H	North Dakota	51 45
													190	H	Pacific	80 55
													215	A	Montana St.	78 63
													215	H	Montana St.	82 69
													240	A	Montana	64 58
													240	H	Montana	68 50
													284	A	UMKC	88 73
													305	A	Northern Ariz.	85 63
													328	A	Southern Utah	60 54
LAST 12 Division I GAMES:																
130	H	Portland St.	63 60	215	A	Montana St.	78 63		240	A	Montana	64 58				
183	H	North Dakota	51 45						142	H	Eastern Wash.	68 62				
328	A	Southern Utah	60 54						148	H	Idaho	71 79				
305	A	Northern Ariz.	85 63						183	A	North Dakota	70 78				
151	H	Weber St.	71 69						150	A	Idaho St.	63 57				
150	H	Idaho St.	75 52													

Non-Div I Games:

Northern Colo.

Average RPI Win:	207	WON-LOST	WINNING	LAST 10	STRENGTH OF	OPP. STRENGTH	TEAM	ADJ.	CONF.	ADJ CONF.
Average RPI Loss:	74	RECORD	PCT. RANK	GAMES	SCHEDULE	OF SCHEDULE	RPI	RPI	RPI	RPI
DIV. I ONLY	15- 13	156	5- 5	111	100	114	114	7	7	
DIV. I NON-CONF.	8- 3	65	0- 0	267	287	111	111	8	8	

TOTALS	RPI 1-25	RPI 26-50	W-L RECORDS	RPI 51-100	RPI 101-999	RPI 201+				
15- 13	1- 3	0- 2	OVERALL	2- 6	12- 2	9- 1				
7- 4	1- 1	0- 1	HOME	2- 1	4- 1	3- 1				
7- 7	0- 0	0- 0	AWAY	0- 1	7- 0	5- 0				
1- 2	0- 0	0- 0	NEUTRAL	0- 2	1- 0	1- 0				
8- 3	0- 1	0- 0	NON-CONFERENCE	1- 2	7- 0	6- 0				
3- 0	0- 0	0- 0	HOME	1- 0	2- 0	2- 0				
4- 1	0- 1	0- 0	AWAY	0- 0	4- 0	3- 0				
1- 2	0- 0	0- 0	NEUTRAL	0- 2	1- 0	1- 0				
7- 10	1- 2	0- 2	CONFERENCE	1- 4	5- 2	3- 1				
4- 4	1- 1	0- 1	HOME	1- 1	2- 1	1- 1				
3- 6	0- 1	0- 1	AWAY	0- 3	3- 1	2- 0				
0- 0	0- 0	0- 0	NEUTRAL	0- 0	0- 0	0- 0				

RPI 1-25				RPI 26-50				RPI 51-100				RPI 101+ Team's RPI: 114			
RPI	S	Opponent	Score	RPI	S	Opponent	Score	RPI	S	Opponent	Score	RPI	S	Opponent	Score
15	A	Iowa	80 105	36	A	Ball St.	72 81	67	A	Toledo	60 63	122	A	Western Mi ch.	83 88
16	H	Buffalo	86 84	36	H	Ball St.	50 72	67	H	Toledo	89 79	159	A	Kent St.	72 62
23	A	Central Mich.	77 91					77	N	Albany (NY)	91 97	159	H	Kent St.	81 79
23	H	Central Mich.	78 81					80	A	Miami (OH)	65 67	162	A	SIUE	86 75
								80	H	Miami (OH)	62 77	210	H	Bowling Green	73 68
								90	A	Ohio	75 77	214	A	Eastern Mich.	84 75
								94	N	Lamar University	80 90	214	H	Eastern Mich.	76 83
								99	H	Western Ill.	96 94	220	A	Akron	84 61
												260	H	Bradley	76 52
												269	A	UTSA	69 55
												278	N	Sacramento St.	84 75
												304	H	Loyola Chicago	80 71
												345	A	Chicago St.	80 59
												346	A	Eastern Ill.	93 64

LAST 12 Division I GAMES:															
				67	H	Toledo	89 79	159	A	Kent St.	72 62				
				214	A	Eastern Mich.	84 75	80	H	Miami (OH)	62 77				
				23	A	Central Mich.	77 91	36	A	Ball St.	72 81				
				36	H	Ball St.	50 72	90	A	Ohio	75 77				
				210	H	Bowling Green	73 68	214	H	Eastern Mich.	76 83				
				220	A	Akron	84 61	23	H	Central Mich.	78 81				

Non-Div I Games:

Northern Ill.

Average RPI Win:	201	WON-LOST	WINNING	LAST 10	STRENGTH OF	OPP. STRENGTH	TEAM	ADJ.	CONF.	ADJ CONF.
Average RPI Loss:	153	RECORD	PCT. RANK	GAMES	SCHEDULE	OF SCHEDULE	RPI	RPI	RPI	RPI
DIV. I ONLY	7- 21	297	3- 7	116	204	255	255	11	11	
DIV. I NON-CONF.	1- 9	318	0- 0	149	311	296	296	14	14	

TOTALS	RPI 1-25	RPI 26-50	W-L RECORDS	RPI 51-100	RPI 101-999	RPI 201+				
7- 21	1- 1	0- 0	OVERALL	0- 6	6- 14	3- 5				
4- 9	1- 0	0- 0	HOME	0- 3	3- 6	2- 1				
3- 11	0- 1	0- 0	AWAY	0- 2	3- 8	1- 4				
0- 1	0- 0	0- 0	NEUTRAL	0- 1	0- 0	0- 0				
1- 9	0- 0	0- 0	NON-CONFERENCE	0- 2	1- 7	0- 4				
0- 4	0- 0	0- 0	HOME	0- 1	0- 3	0- 1				
1- 4	0- 0	0- 0	AWAY	0- 0	1- 4	0- 3				
0- 1	0- 0	0- 0	NEUTRAL	0- 1	0- 0	0- 0				
6- 12	1- 1	0- 0	CONFERENCE	0- 4	5- 7	3- 1				
4- 5	1- 0	0- 0	HOME	0- 2	3- 3	2- 0				
2- 7	0- 1	0- 0	AWAY	0- 2	2- 4	1- 1				
0- 0	0- 0	0- 0	NEUTRAL	0- 0	0- 0	0- 0				

RPI S Opponent	Score	RPI S Opponent	Score	RPI S Opponent	Score	RPI S Opponent	Score
22 A Green Bay	41 58			54 H Indiana	56 67	113 A ETSU	57 45
22 H Green Bay	62 54			82 A IUPUI	54 56	116 A Cleveland St.	49 72
				82 H IUPUI	35 71	116 H Cleveland St.	65 70
				95 A Wright St.	60 73	119 A Milwaukee	60 57
				95 H Wright St.	63 68	119 H Milwaukee	49 52
				100 N Jacksonville	49 61	129 H Robert Morris	50 59
						154 A Youngstown St.	51 54
						154 H Youngstown St.	59 60
						159 H Kent St.	54 59
						182 A Stetson	56 67
						187 A Oakland	53 79
						187 H Oakland	66 59
						242 H Austin Peay	52 53
						249 A Illinois St.	37 49
						251 A North Florida	50 58
						289 A Murray St.	87 98
						319 A Detroit Mercy	78 67
						319 H Detroit Mercy	64 60
						329 A Ill. -Chicago	55 73
						329 H Ill. -Chicago	61 53
LAST 12 Division I GAMES:							
82 A IUPUI	54 56	119 A Milwaukee	60 57				
329 A Ill. -Chicago	55 73	22 A Green Bay	41 58				
154 H Youngstown St.	59 60	116 A Cleveland St.	49 72				
95 A Wright St.	60 73	154 A Youngstown St.	51 54				
319 H Detroit Mercy	64 60	329 H Ill. -Chicago	61 53				
187 H Oakland	66 59	82 H IUPUI	35 71				

Non-Div I Games: Oakland City 103 25

Northern Ky.

Average RPI	Win:	208	WON-LOST	WINNING	LAST 10	STRENGTH OF	OPP. STRENGTH	TEAM	ADJ.	CONF.	ADJ CONF.
Average RPI	Loss:	62	RECORD	PCT. RANK	GAMES	SCHEDULE	OF SCHEDULE	RPI	RPI	RPI	RPI
DIV. I ONLY	12- 19	235	3- 7	79	65	165	165	3	3		
DIV. I NON-CONF.	7- 7	170	0- 0	133	140	159	159	4	4		

TOTALS	RPI 1-25	RPI 26-50	W-L RECORDS	RPI 51-100	RPI 101-999	RPI 201+					
12- 19	0- 5	1- 4	OVERALL	1- 7	10- 3	7- 1					
7- 8	0- 4	1- 2	HOME	0- 1	6- 1	4- 0					
3- 9	0- 0	0- 0	AWAY	0- 1	3- 0	2- 0					
2- 2	0- 0	0- 0	NEUTRAL	1- 1	1- 1	1- 0					
7- 7	0- 2	0- 1	NON-CONFERENCE	1- 2	6- 2	3- 0					
4- 3	0- 2	0- 0	HOME	0- 0	4- 1	2- 0					
2- 2	0- 0	0- 1	AWAY	0- 1	2- 0	1- 0					
1- 2	0- 0	0- 0	NEUTRAL	1- 1	0- 1	0- 0					
5- 12	0- 3	1- 3	CONFERENCE	0- 5	4- 1	4- 1					
3- 5	0- 2	1- 2	HOME	0- 1	2- 0	2- 0					
1- 7	0- 1	0- 1	AWAY	0- 4	1- 1	1- 1					
1- 0	0- 0	0- 0	NEUTRAL	0- 0	1- 0	1- 0					

RPI 1-25				RPI 26-50				RPI 51-100				RPI 101+ Team's RPI: 165			
RPI	S	Opponent	Score	RPI	S	Opponent	Score	RPI	S	Opponent	Score	RPI	S	Opponent	Score
6	A	Ohio St.	54 88	29	A	Syracuse	74 81	54	A	Indiana	73 78	112	N	Georgetown	54 55
15	H	Iowa	61 70	38	A	Michigan	63 84	55	A	Purdue	60 63	119	H	Milwaukee	57 66
20	H	Maryland	65 68	38	H	Michigan	59 80	61	A	Michigan St.	51 81	164	A	UT Martin	71 63
22	H	Green Bay	57 63	42	H	Rutgers	63 50	63	H	Nebraska	59 69	178	H	Stony Brook	68 36
24	H	DePaul	63 92	46	H	Minnesota	63 90	86	A	Penn St.	59 67	187	H	Oakland	88 70
								92	A	Missouri St.	59 90	203	A	Wisconsin	46 58
								96	N	Auburn	49 48	203	H	Wisconsin	69 60
								98	N	Chattanooga	44 61	203	N	Wisconsin	68 63
												224	A	Illinois	74 59
												224	H	Illinois	68 61
												283	H	Santa Clara	57 47
												345	A	Chicago St.	63 36
												346	H	Eastern Ill.	74 40

LAST 12 Division I GAMES:															
203	N	Wisconsin	68 63	38	A	Michigan	63 84	54	A	Indiana	73 78				
42	H	Rutgers	63 50	54	A	Indiana	73 78	38	H	Michigan	59 80				
6	A	Ohio St.	54 88	38	H	Michigan	59 80	20	H	Maryland	65 68				
224	H	Illinois	68 61	203	A	Wisconsin	46 58	55	A	Purdue	60 63				
86	A	Penn St.	59 67												
15	H	Iowa	61 70												

Non-Div I Games:

Northwestern

Average RPI Win:	298	WON-LOST	WINNING	LAST 10	STRENGTH OF	OPP. STRENGTH	TEAM	ADJ.	CONF.	ADJ CONF.
Average RPI Loss:	195	RECORD	PCT. RANK	GAMES	SCHEDULE	OF SCHEDULE	RPI	RPI	RPI	RPI
DIV. I ONLY	3- 21	331	1- 9	265	276	336	336	27	27	
DIV. I NON-CONF.	1- 6	306	0- 0	146	91	256	256	26	26	

TOTALS	RPI 1-25	RPI 26-50	W-L RECORDS	RPI 51-100	RPI 101-999	RPI 201+				
3- 21	0- 1	0- 0	OVERALL	0- 3	3- 17	3- 13				
2- 8	0- 0	0- 0	HOME	0- 0	2- 8	2- 6				
1- 12	0- 0	0- 0	AWAY	0- 0	1- 1	1- 0				
0- 1	0- 0	0- 0	NEUTRAL	0- 0	0- 1	0- 1				
1- 6	0- 1	0- 0	NON-CONFERENCE	0- 2	1- 3	1- 2				
0- 1	0- 0	0- 0	HOME	0- 0	0- 1	0- 1				
1- 4	0- 1	0- 0	AWAY	0- 2	1- 1	1- 0				
0- 1	0- 0	0- 0	NEUTRAL	0- 0	0- 1	0- 1				
2- 15	0- 0	0- 0	CONFERENCE	0- 1	2- 14	2- 11				
2- 7	0- 0	0- 0	HOME	0- 0	2- 7	2- 5				
0- 8	0- 0	0- 0	AWAY	0- 1	0- 7	0- 6				
0- 0	0- 0	0- 0	NEUTRAL	0- 0	0- 0	0- 0				

RPI 1-25				RPI 26-50				RPI 51-100				RPI 101+ Team's RPI: 336			
RPI	S	Opponent	Score	RPI	S	Opponent	Score	RPI	S	Opponent	Score	RPI	S	Opponent	Score
11	A	Texas	44 68					51	A	Oklahoma St.	44 78	110	A	SFA	48 83
								78	A	TCU	51 89	110	H	SFA	62 70
								94	A	Lamar University	44 71	121	H	Central Ark.	53 61
												157	A	Ole Miss	44 75
												205	H	Southern Miss.	59 71
												223	A	New Orleans	63 81
												223	H	New Orleans	52 47
												230	A	Nicholls St.	53 85
												230	H	Nicholls St.	63 79
												234	N	Texas Southern	43 56
												236	H	A&M-Corpus Christi	56 62
												239	A	Abilene Christian	41 80
												280	A	McNeese	67 72
												280	H	McNeese	44 60
												290	A	Southeastern La.	65 71
												290	H	Southeastern La.	54 64
												308	A	Houston Baptist	51 57
												315	H	Incarinate Word	53 57
												335	H	Sam Houston St.	63 60
												337	A	La. -Monroe	70 48

LAST 12 Division I GAMES:															
230	A	Nicholls St.	53 85	280	H	McNeese	44 60	223	H	New Orleans	52 47	121	H	Central Ark.	53 61
290	H	Southeastern La.	54 64	223	H	New Orleans	52 47	223	A	New Orleans	63 81	290	A	Southeastern La.	65 71
315	H	Incarinate Word	53 57	121	H	Central Ark.	53 61	223	A	New Orleans	63 81	290	A	Southeastern La.	65 71
308	A	Houston Baptist	51 57	223	A	New Orleans	63 81	290	A	Southeastern La.	65 71	335	H	Sam Houston St.	63 60
110	A	SFA	48 83	290	A	Southeastern La.	65 71	335	H	Sam Houston St.	63 60				
94	A	Lamar University	44 71												

Non-Div I Games: LeTourneau 82 39 LSU-Shreveport 62 42 LSU-Alexandria 85 55 Central Baptist 87 22 Northwestern St.

Average RPI	Win:	75	WON-LOST	WINNING	LAST 10	STRENGTH OF	OPP. STRENGTH	TEAM	ADJ.	CONF.	ADJ CONF.
Average RPI	Loss:	4	RECORD	PCT. RANK	GAMES	SCHEDULE	OF SCHEDULE	RPI	RPI	RPI	RPI
DIV. I ONLY		27- 2	5	10- 0	1	2	1	1	1	1	1
DIV. I NON-CONF.		12- 1	6	1- 0	2	5	2	2	1	1	1

TOTALS	RPI 1-25		RPI 26-50		W-L RECORDS	RPI 51-100		RPI 101-999		RPI 201+	
27- 2	8- 2		6- 0		OVERALL	5- 0		8- 0		1- 0	
13- 0	4- 0		2- 0		HOME	3- 0		4- 0		1- 0	
11- 2	2- 2		4- 0		AWAY	2- 0		3- 0		0- 0	
3- 0	2- 0		0- 0		NEUTRAL	0- 0		1- 0		0- 0	
12- 1	5- 1		3- 0		NON-CONFERENCE	2- 0		2- 0		1- 0	
5- 0	3- 0		0- 0		HOME	1- 0		1- 0		1- 0	
4- 1	0- 1		3- 0		AWAY	1- 0		0- 0		0- 0	
3- 0	2- 0		0- 0		NEUTRAL	0- 0		1- 0		0- 0	
15- 1	3- 1		3- 0		CONFERENCE	3- 0		6- 0		0- 0	
8- 0	1- 0		2- 0		HOME	2- 0		3- 0		0- 0	
7- 1	2- 1		1- 0		AWAY	1- 0		3- 0		0- 0	
0- 0	0- 0		0- 0		NEUTRAL	0- 0		0- 0		0- 0	

RPI	S	Opponent	Score	RPI	S	Opponent	Score	RPI	S	Opponent	Score	RPI	S	Opponent	Score
2	A	UConn	71 80	29	H	Syracuse	87 72	61	H	Michigan St.	90 59	104	A	Wake Forest	96 73
5	A	Louisville	67 100	33	A	Oregon St.	72 67	62	A	Georgia Tech	77 54	111	H	North Carolina	94 62
7	A	Florida St.	100 69	35	A	Virginia	83 69	62	H	Georgia Tech	85 69	113	N	ETSU	77 46
9	H	Tennessee	84 70	38	A	Michigan	83 63	68	A	Penn	66 54	160	H	Clemson	90 37
12	A	Duke	72 54	43	A	Western Ky.	78 65	74	H	Virginia Tech	89 59	175	A	Pittsburgh	87 53
13	N	South Fla.	76 66	49	H	Miami (FL)	83 76					200	A	Boston College	89 55
17	N	South Carolina	92 85									200	H	Boston College	89 60
21	H	NC State	86 67									292	H	Mt. St. Mary's	121 65
24	H	DePaul	91 82												
25	H	Marquette	91 85												

LAST 12 Division I GAMES:															
21	H	NC State	86 67	111	H	North Carolina	94 62								
74	H	Virginia Tech	89 59	7	A	Florida St.	100 69								
200	A	Boston College	89 55	175	A	Pittsburgh	87 53								
35	A	Virginia	83 69	160	H	Clemson	90 37								
62	H	Georgia Tech	85 69	9	H	Tennessee	84 70								
12	A	Duke	72 54	200	H	Boston College	89 60								

Non-Div I Games:

Notre Dame

Average RPI Win:	267	WON-LOST	WINNING	LAST 10	STRENGTH OF	OPP. STRENGTH	TEAM	ADJ.	CONF.	ADJ CONF.
Average RPI Loss:	96	RECORD	PCT. RANK	GAMES	SCHEDULE	OF SCHEDULE	RPI	RPI	RPI	RPI
DIV. I ONLY	13- 15	202	4- 6	185	140	187	187	11	11	
DIV. I NON-CONF.	6- 4	122	0- 0	262	139	140	140	14	14	

TOTALS	RPI 1-25	RPI 26-50	W-L RECORDS	RPI 51-100	RPI 101-999	RPI 201+				
13- 15	0- 3	0- 1	OVERALL	0- 5	13- 6	11- 1				
5- 7	0- 2	0- 0	HOME	0- 2	5- 3	5- 0				
6- 8	0- 1	0- 1	AWAY	0- 3	6- 3	4- 1				
2- 0	0- 0	0- 0	NEUTRAL	0- 0	2- 0	2- 0				
6- 4	0- 1	0- 1	NON-CONFERENCE	0- 1	6- 1	6- 0				
2- 1	0- 1	0- 0	HOME	0- 0	2- 0	2- 0				
2- 3	0- 0	0- 1	AWAY	0- 1	2- 1	2- 0				
2- 0	0- 0	0- 0	NEUTRAL	0- 0	2- 0	2- 0				
7- 11	0- 2	0- 0	CONFERENCE	0- 4	7- 5	5- 1				
3- 6	0- 1	0- 0	HOME	0- 2	3- 3	3- 0				
4- 5	0- 1	0- 0	AWAY	0- 2	4- 2	2- 1				
0- 0	0- 0	0- 0	NEUTRAL	0- 0	0- 0	0- 0				

RPI 1-25				RPI 26-50				RPI 51-100				RPI 101+				Team's RPI: 187
RPI	S	Opponent	Score	RPI	S	Opponent	Score	RPI	S	Opponent	Score	RPI	S	Opponent	Score	
22	A	Green Bay	48 78	38	A	Michigan	69 78	61	A	Michigan St.	63 95	116	A	Cleveland St.	62 70	
22	H	Green Bay	48 81					82	A	IUPUI	64 80	116	H	Cleveland St.	66 86	
23	H	Central Mich.	85 103					82	H	IUPUI	55 73	119	A	Milwaukee	80 75	
								95	A	Wright St.	75 80	119	H	Milwaukee	62 74	
								95	H	Wright St.	57 77	154	A	Youngstown St.	58 48	
												154	H	Youngstown St.	76 86	
												165	A	Northwestern	70 88	
												228	H	Niagara	67 59	
												249	H	Illinois St.	64 43	
												255	A	Northern Ky.	59 66	
												255	H	Northern Ky.	79 53	
												273	A	Cornell	79 77	
												279	A	Cani si us	83 48	
												281	N	Old Domini on	80 59	
												319	A	Detroit Mercy	85 74	
												319	H	Detroit Mercy	83 50	
												329	A	III. -Chi cago	67 63	
												329	H	III. -Chi cago	95 78	
												331	N	Ark. -Pi ne Bl uff	69 37	

LAST 12 Division I GAMES:																
119	A	Milwaukee	80 75	255	A	Northern Ky.	59 66									
22	A	Green Bay	48 78	116	H	Cleveland St.	66 86									
319	A	Detroit Mercy	85 74	154	H	Youngstown St.	76 86									
329	H	III. -Chi cago	95 78	319	H	Detroit Mercy	83 50									
82	H	IUPUI	55 73	22	H	Green Bay	48 81									
95	A	Wright St.	75 80	119	H	Milwaukee	62 74									

Non-Div I Games: Mich. -Dearborn 104 44

Oakland

Average RPI Win:	167	WON-LOST	WINNING	LAST 10	STRENGTH OF	OPP. STRENGTH	TEAM	ADJ.	CONF.	ADJ CONF.
Average RPI Loss:	74	RECORD	PCT. RANK	GAMES	SCHEDULE	OF SCHEDULE	RPI	RPI	RPI	RPI
DIV. I ONLY	14- 13	166	5- 5	40	92	90	90	7	7	
DIV. I NON-CONF.	5- 5	170	0- 0	80	157	117	117	8	8	

TOTALS	RPI 1-25	RPI 26-50	W-L RECORDS	RPI 51-100	RPI 101-999	RPI 201+				
14- 13	0- 4	1- 2	OVERALL	2- 4	11- 3	5- 1				
8- 5	0- 2	1- 1	HOME	1- 2	6- 0	2- 0				
6- 6	0- 0	0- 0	AWAY	1- 1	5- 0	3- 0				
0- 2	0- 0	0- 1	NEUTRAL	0- 0	0- 1	0- 0				
5- 5	0- 0	0- 2	NON-CONFERENCE	1- 1	4- 2	2- 0				
2- 2	0- 0	0- 1	HOME	0- 1	2- 0	0- 0				
3- 1	0- 0	0- 0	AWAY	1- 0	2- 1	2- 0				
0- 2	0- 0	0- 1	NEUTRAL	0- 0	0- 1	0- 0				
9- 8	0- 4	1- 0	CONFERENCE	1- 3	7- 1	3- 1				
6- 3	0- 2	1- 0	HOME	1- 1	4- 0	2- 0				
3- 5	0- 2	0- 0	AWAY	0- 2	3- 1	1- 1				
0- 0	0- 0	0- 0	NEUTRAL	0- 0	0- 0	0- 0				

RPI 1-25				RPI 26-50				RPI 51-100 Team's RPI: 90				RPI 101+			
RPI	S	Opponent	Score	RPI	S	Opponent	Score	RPI	S	Opponent	Score	RPI	S	Opponent	Score
16	A	Buffalo	53 70	35	N	Virginia	59 77	55	A	Purdue	77 71	114	H	Northern Ill.	77 75
16	H	Buffalo	63 67	36	H	Ball St.	80 76	67	A	Tol edo	57 75	116	A	Cleveland St.	64 71
23	A	Central Mich.	58 82	38	H	Mi chi gan	61 74	67	H	Tol edo	78 61	122	A	Western Mi ch.	69 54
23	H	Central Mich.	72 74					80	A	Mi ami (OH)	55 64	159	A	Kent St.	78 65
								80	H	Mi ami (OH)	56 78	159	H	Kent St.	79 78
								82	H	IUPUI	52 76	172	H	N. C. A&T	72 65
												177	N	Furman	68 70
												196	H	High Point	64 61
												210	A	Bowling Green	70 63
												210	H	Bowling Green	69 58
												214	A	Eastern Mi ch.	58 73
												220	H	Akron	70 67
												302	A	Marshall	54 52
												312	A	Eastern Ky.	69 57
LAST 12 Division I GAMES:															
80	H	Mi ami (OH)	56 78	23	H	Central Mich.	72 74								
16	A	Buffalo	53 70	36	H	Ball St.	80 76								
159	H	Kent St.	79 78	80	A	Mi ami (OH)	55 64								
210	H	Bowling Green	69 58	114	H	Northern Ill.	77 75								
214	A	Eastern Mi ch.	58 73	210	A	Bowling Green	70 63								
159	A	Kent St.	78 65	16	H	Buffalo	63 67								

Non-Div I Games: Notre Dame (OH) 93 37

Ohio

Average RPI	Win:	96	WON-LOST	WINNING	LAST 10	STRENGTH OF	OPP. STRENGTH	TEAM	ADJ.	CONF.	ADJ CONF.
Average RPI	Loss:	17	RECORD	PCT. RANK	GAMES	SCHEDULE	OF SCHEDULE	RPI	RPI	RPI	RPI
DIV. I ONLY		24- 6	22	8- 2	6	4	6	6	3	3	
DIV. I NON-CONF.		11- 3	45	0- 1	9	2	6	6	4	4	

TOTALS	RPI 1-25		RPI 26-50		W-L RECORDS	RPI 51-100		RPI 101-999		RPI 201+	
24- 6	2- 5		4- 1		OVERALL	9- 0		9- 0		2- 0	
13- 2	1- 1		3- 1		HOME	5- 0		4- 0		0- 0	
8- 4	0- 4		1- 0		AWAY	3- 0		4- 0		2- 0	
3- 0	1- 0		0- 0		NEUTRAL	1- 0		1- 0		0- 0	
11- 3	2- 3		1- 0		NON-CONFERENCE	2- 0		6- 0		0- 0	
6- 1	1- 1		1- 0		HOME	1- 0		3- 0		0- 0	
2- 2	0- 2		0- 0		AWAY	0- 0		2- 0		0- 0	
3- 0	1- 0		0- 0		NEUTRAL	1- 0		1- 0		0- 0	
13- 3	0- 2		3- 1		CONFERENCE	7- 0		3- 0		2- 0	
7- 1	0- 0		2- 1		HOME	4- 0		1- 0		0- 0	
6- 2	0- 2		1- 0		AWAY	3- 0		2- 0		2- 0	
0- 0	0- 0		0- 0		NEUTRAL	0- 0		0- 0		0- 0	

RPI	S	Opponent	Score	RPI	S	Opponent	Score	RPI	S	Opponent	Score	RPI	S	Opponent	Score
5	H	Louisville	90 95	38	A	Michigan	78 71	52	N	FGCU	104 62	108	H	Dartmouth	103 70
12	A	Duke	60 69	38	H	Michigan	75 84	54	A	Indiana	77 62	118	A	Cincinnati	87 76
13	A	South Fla.	65 84	41	H	Quinnipiac	95 63	54	H	Indiana	85 70	148	H	Idaho	99 56
14	H	Stanford	85 64	42	H	Rutgers	90 68	55	H	Purdue	73 60	165	H	Northwestern	88 54
14	N	Stanford	94 82	46	H	Minnesota	91 75	61	H	Michigan St.	78 62	166	A	Florida	103 77
15	A	Iowa	89 103					63	A	Nebraska	73 61	189	N	Memphis	100 69
20	A	Maryland	69 99					75	H	Maine	83 70	196	H	Washington	85 76
								86	A	Penn St.	89 64	203	A	Wisconsin	68 55
								86	H	Penn St.	94 64	224	A	Illinois	88 69

LAST 12 Division I GAMES:															
86	A	Penn St.	89 64	203	A	Wisconsin	68 55								
165	H	Northwestern	88 54	86	H	Penn St.	94 64								
55	H	Purdue	73 60	61	H	Michigan St.	78 62								
224	A	Illinois	88 69	15	A	Iowa	89 103								
13	A	South Fla.	65 84	20	A	Maryland	69 99								
42	H	Rutgers	90 68	38	H	Michigan	75 84								

Non-Div I Games:

Ohio St.

Average RPI Win:	120	WON-LOST	WINNING	LAST 10	STRENGTH OF	OPP. STRENGTH	TEAM	ADJ.	CONF.	ADJ CONF.
Average RPI Loss:	42	RECORD	PCT. RANK	GAMES	SCHEDULE	OF SCHEDULE	RPI	RPI	RPI	RPI
DIV. I ONLY	16- 13	140	7- 3	2	13	30	30	4	4	
DIV. I NON-CONF.	5- 6	187	0- 0	3	15	36	36	5	5	

TOTALS	RPI 1-25	RPI 26-50	W-L RECORDS	RPI 51-100	RPI 101-999	RPI 201+				
16- 13	1- 7	0- 1	OVERALL	7- 3	8- 2	3- 0				
10- 4	1- 2	0- 0	HOME	5- 1	4- 1	2- 0				
6- 8	0- 4	0- 1	AWAY	2- 2	4- 1	1- 0				
0- 1	0- 1	0- 0	NEUTRAL	0- 0	0- 0	0- 0				
5- 6	1- 3	0- 1	NON-CONFERENCE	2- 0	2- 2	1- 0				
4- 1	1- 0	0- 0	HOME	2- 0	1- 1	1- 0				
1- 4	0- 2	0- 1	AWAY	0- 0	1- 1	0- 0				
0- 1	0- 1	0- 0	NEUTRAL	0- 0	0- 0	0- 0				
11- 7	0- 4	0- 0	CONFERENCE	5- 3	6- 0	2- 0				
6- 3	0- 2	0- 0	HOME	3- 1	3- 0	1- 0				
5- 4	0- 2	0- 0	AWAY	2- 2	3- 0	1- 0				
0- 0	0- 0	0- 0	NEUTRAL	0- 0	0- 0	0- 0				

RPI 1-25				RPI 26-50				Team's RPI: 30				RPI 51-100				RPI 101+			
RPI	S	Opponent	Score	RPI	S	Opponent	Score	RPI	S	Opponent	Score	RPI	S	Opponent	Score	RPI	S	Opponent	Score
2	N	UConn	64 88	34	A	South Dakota St.	61 67	51	A	Oklahoma St.	82 96	102	A	Little Rock	56 68				
4	A	Bayl or	65 74					51	H	Oklahoma St.	67 70	109	A	Iowa St.	74 69				
4	H	Bayl or	52 74					65	A	West Vi rgi ni a	79 77	109	H	Iowa St.	80 71				
8	A	Oregon	74 92					65	H	West Vi rgi ni a	76 57	120	A	Colorado St.	78 46				
11	A	Texas	66 79					66	H	Bel mont	96 73	166	H	Fl ori da	61 80				
11	H	Texas	78 88					78	A	TCU	58 62	169	A	Kansas	72 52				
13	H	South Fl a.	79 74					78	H	TCU	84 71	169	H	Kansas	97 64				
24	A	DePaul	108 111					87	H	New Mexi co	105 63	207	H	SMU	87 75				
								93	A	Kansas St.	76 71	241	A	Texas Tech	73 52				
								93	H	Kansas St.	68 49	241	H	Texas Tech	79 61				
LAST 12 Division I GAMES:																			
				11	A	Texas	66 79	65	H	West Vi rgi ni a	76 57								
				241	H	Texas Tech	79 61	93	H	Kansas St.	68 49								
				109	H	Iowa St.	80 71	78	A	TCU	58 62								
				65	A	West Vi rgi ni a	79 77	169	H	Kansas	97 64								
				169	A	Kansas	72 52	51	H	Oklahoma St.	67 70								
				4	A	Bayl or	65 74	93	A	Kansas St.	76 71								

Non-Div I Games:

Oklahoma

Average RPI Win:	158	WON-LOST	WINNING	LAST 10	STRENGTH OF	OPP. STRENGTH	TEAM	ADJ.	CONF.	ADJ CONF.
Average RPI Loss:	46	RECORD	PCT. RANK	GAMES	SCHEDULE	OF SCHEDULE	RPI	RPI	RPI	RPI
DIV. I ONLY	20- 9	68	6- 4	58	39	51	51	4	4	
DIV. I NON-CONF.	9- 2	33	0- 0	162	122	62	62	5	5	
<hr/>										
TOTALS	RPI 1-25	RPI 26-50	W-L RECORDS	RPI 51-100	RPI 101-999	RPI 201+				
20- 9	1- 6	2- 0	OVERALL	6- 1	11- 2	7- 0				
14- 3	1- 2	1- 0	HOME	3- 0	9- 1	6- 0				
5- 5	0- 3	1- 0	AWAY	2- 1	2- 1	1- 0				
1- 1	0- 1	0- 0	NEUTRAL	1- 0	0- 0	0- 0				
9- 2	1- 2	0- 0	NON-CONFERENCE	1- 0	7- 0	5- 0				
8- 0	1- 0	0- 0	HOME	0- 0	7- 0	5- 0				
0- 1	0- 1	0- 0	AWAY	0- 0	0- 0	0- 0				
1- 1	0- 1	0- 0	NEUTRAL	1- 0	0- 0	0- 0				
11- 7	0- 4	2- 0	CONFERENCE	5- 1	4- 2	2- 0				
6- 3	0- 2	1- 0	HOME	3- 0	2- 1	1- 0				
5- 4	0- 2	1- 0	AWAY	2- 1	2- 1	1- 0				
0- 0	0- 0	0- 0	NEUTRAL	0- 0	0- 0	0- 0				

RPI 1-25				RPI 26-50				RPI 51-100				RPI 101+			
RPI	S	Opponent	Score	RPI	S	Opponent	Score	RPI	S	Opponent	Score	RPI	S	Opponent	Score
3	A	Mississippi St.	76 79	30	A	Oklahoma	70 67	59	N	South Dakota	76 68	109	A	Iowa St.	81 73
4	A	Baylor	64 77	30	H	Oklahoma	96 82	65	A	West Virginia	79 69	109	H	Iowa St.	69 78
4	H	Baylor	45 87					65	H	West Virginia	79 73	133	H	Wichita St.	91 67
9	N	Tennessee	69 79					78	A	TCU	71 54	169	A	Kansas	59 66
10	H	UCLA	87 72					78	H	TCU	85 72	169	H	Kansas	92 63
11	A	Texas	79 84					93	A	Kansas St.	64 80	174	H	Southern U.	94 66
11	H	Texas	62 77					93	H	Kansas St.	76 68	241	A	Texas Tech	98 57
<hr/>															
Team's RPI: 51															
<hr/>															
LAST 12 Division I GAMES:															
78	H	TCU	85 72	78	A	TCU	71 54	169	H	Kansas	92 63	241	H	Texas Tech	80 62
65	A	West Virginia	79 69	169	H	Kansas	92 63	4	A	Baylor	64 77	109	H	Iowa St.	69 78
169	A	Kansas	59 66	4	A	Baylor	64 77	109	H	Iowa St.	69 78	30	A	Oklahoma	70 67
11	H	Texas	62 77	241	H	Texas Tech	80 62								
4	H	Baylor	45 87	109	H	Iowa St.	69 78								
109	A	Iowa St.	81 73												

Non-Div I Games:

Oklahoma St.

Average RPI Win: 268	WON-LOST RECORD	WINNING PCT. RANK	LAST 10 GAMES	STRENGTH OF SCHEDULE	OPP. STRENGTH OF SCHEDULE	TEAM RPI	ADJ. RPI	CONF. RPI	ADJ. CONF. RPI
Average RPI Loss: 148									
DIV. I ONLY	8- 20	279	6- 4	139	230	281	281	18	18
DIV. I NON-CONF.	2- 12	306	0- 1	132	256	299	299	20	20

TOTALS	RPI 1-25	RPI 26-50	W-L RECORDS	RPI 51-100	RPI 101-999	RPI 201+			
8- 20	0- 2	0- 1	OVERALL	0- 2	8- 15	7- 5			
7- 8	0- 2	0- 0	HOME	0- 2	7- 4	6- 1			
1- 9	0- 0	0- 1	AWAY	0- 0	1- 8	1- 3			
0- 3	0- 0	0- 0	NEUTRAL	0- 0	0- 3	0- 1			
2- 12	0- 2	0- 0	NON-CONFERENCE	0- 1	2- 9	2- 2			
2- 5	0- 2	0- 0	HOME	0- 1	2- 2	2- 0			
0- 4	0- 0	0- 0	AWAY	0- 0	0- 4	0- 1			
0- 3	0- 0	0- 0	NEUTRAL	0- 0	0- 3	0- 1			
6- 8	0- 0	0- 1	CONFERENCE	0- 1	6- 6	5- 3			
5- 3	0- 0	0- 0	HOME	0- 1	5- 2	4- 1			
1- 5	0- 0	0- 1	AWAY	0- 0	1- 4	1- 2			
0- 0	0- 0	0- 0	NEUTRAL	0- 0	0- 0	0- 0			

RPI 1-25				RPI 26-50				RPI 51-100				RPI 101+ Team's RPI: 281			
RPI	S	Opponent	Score	RPI	S	Opponent	Score	RPI	S	Opponent	Score	RPI	S	Opponent	Score
12	H	Duke	51 84	43	A	Western Ky.	48 62	84	H	UAB	61 74	103	A	Rice	45 53
21	H	NC State	56 73					89	H	Liberty	55 63	105	A	George Mason	53 66
												115	N	Saint Francis (PA)	68 79
												118	H	Cincinnati	33 54
												136	A	Louisiana Tech	45 59
												153	H	Charlotte	60 63
												154	A	William & Mary	58 75
												187	N	Oakland	59 80
												194	H	UTEP	56 52
												198	A	Hampton	42 50
												199	H	Richmond	45 54
												205	A	Southern Miss.	74 55
												221	A	North Texas	46 63
												221	H	North Texas	52 55
												229	H	Fla. Atlantic	59 54
												239	N	Abilene Christian	60 74
												269	A	UTSA	56 64
												269	H	UTSA	69 63
												285	A	VCU	39 68
												302	H	Marshall	69 53
												309	H	FIU	68 60
												314	H	Coppin St.	75 67
												321	H	South Carolina St.	52 35

LAST 12 Division I GAMES:															
221	H	North Texas	52 55	103	A	Rice	45 53								
194	H	UTEP	56 52	136	A	Louisiana Tech	45 59								
229	H	Fla. Atlantic	59 54	269	H	UTSA	69 63								
205	A	Southern Miss.	74 55	302	H	Marshall	69 53								
43	A	Western Ky.	48 62	198	A	Hampton	42 50								
309	H	FIU	68 60	269	A	UTSA	56 64								

Non-Div I Games:

Old Domini on

Loss,
Non-Conf, S Site, H Home
A Away
N Neutral

Average RPI	Win:	215	WON-LOST	WINNING	LAST 10	STRENGTH OF	OPP. STRENGTH	TEAM	ADJ.	CONF.	ADJ CONF.
Average RPI	Loss:	63	RECORD	PCT. RANK	GAMES	SCHEDULE	OF SCHEDULE	RPI	RPI	RPI	RPI
DIV. I ONLY		12- 18	229	1- 9	55	75	157	157	2	2	
DIV. I NON-CONF.		10- 3	52	0- 0	199	285	83	83	2	2	

TOTALS	RPI 1-25		RPI 26-50		W-L RECORDS		RPI 51-100		RPI 101-999		RPI 201+
12- 18	0- 7		0- 3		OVERALL		0- 3		12- 5		6- 0
9- 7	0- 3		0- 1		HOME		0- 2		9- 1		5- 0
1- 10	0- 0		0- 0		AWAY		0- 0		1- 0		0- 0
2- 1	0- 0		0- 0		NEUTRAL		0- 0		2- 1		1- 0
10- 3	0- 1		0- 0		NON-CONFERENCE		0- 0		10- 2		6- 0
8- 0	0- 0		0- 0		HOME		0- 0		8- 0		5- 0
1- 2	0- 1		0- 0		AWAY		0- 0		1- 1		0- 0
1- 1	0- 0		0- 0		NEUTRAL		0- 0		1- 1		1- 0
2- 15	0- 6		0- 3		CONFERENCE		0- 3		2- 3		0- 0
1- 7	0- 3		0- 1		HOME		0- 2		1- 1		0- 0
0- 8	0- 3		0- 2		AWAY		0- 1		0- 2		0- 0
1- 0	0- 0		0- 0		NEUTRAL		0- 0		1- 0		0- 0

RPI	S	Opponent	Score	RPI	S	Opponent	Score	RPI	S	Opponent	Score	RPI	S	Opponent	Score	Team's RPI: 157
3	A	Mississippi St.	45 76	26	A	LSU	55 84	85	H	Alabama	79 82	106	H	Middle Tenn.	65 56	
3	H	Mississippi St.	49 69	28	A	Georgia	45 69	90	H	Kentucky	71 79	124	N	Saint Louis	64 79	
8	A	Oregon	46 90	28	H	Georgia	52 66	96	A	Auburn	55 60	130	A	Portland St.	79 94	
9	A	Tennessee	66 75									138	A	Arkansas	72 73	
17	H	South Carolina	62 88									144	H	Vanderbilt	72 75	
18	H	Missouri	48 67									163	H	South Ala.	66 59	
19	A	Texas A&M	54 83									166	A	Florida	60 61	
												166	H	Florida	78 75	
												166	N	Florida	48 43	
												167	H	Troy	96 93	
												193	A	Temple	64 48	
												205	H	Southern Miss.	68 59	
												212	H	Arkansas St.	74 48	
												234	H	Texas Southern	73 58	
												300	H	Kennesaw St.	92 63	
												334	N	Delaware St.	110 58	
												336	H	Northwestern St.	75 44	

LAST 12 Division I GAMES:																
166	N	Florida	48 43	19	A	Texas A&M	54 83									
96	A	Auburn	55 60	28	A	Georgia	45 69									
90	H	Kentucky	71 79	144	H	Vanderbilt	72 75									
28	H	Georgia	52 66	3	H	Mississippi St.	49 69									
26	A	LSU	55 84	9	A	Tennessee	66 75									
85	H	Alabama	79 82	166	A	Florida	60 61									

Non-Div I Games:

Ole Miss

Average RPI	Win:	268	WON-LOST	WINNING	LAST 10	STRENGTH OF	OPP. STRENGTH	TEAM	ADJ.	CONF.	ADJ CONF.
Average RPI	Loss:	135	RECORD	PCT. RANK	GAMES	SCHEDULE	OF SCHEDULE	RPI	RPI	RPI	RPI
DIV. I ONLY		9- 15	241	3- 6	196	211	238	238	12	12	
DIV. I NON-CONF.		6- 4	122	0- 0	283	307	164	164	16	16	

TOTALS	RPI 1-25		RPI 26-50		W-L RECORDS		RPI 51-100		RPI 101-999		RPI 201+
9- 15	0- 0		0- 3		OVERALL		0- 5		9- 7		8- 3
5- 6	0- 0		0- 2		HOME		0- 2		5- 2		4- 0
4- 9	0- 0		0- 1		AWAY		0- 3		4- 5		4- 3
0- 0	0- 0		0- 0		NEUTRAL		0- 0		0- 0		0- 0
6- 4	0- 0		0- 1		NON-CONFERENCE		0- 1		6- 2		5- 2
3- 1	0- 0		0- 1		HOME		0- 0		3- 0		2- 0
3- 3	0- 0		0- 0		AWAY		0- 1		3- 2		3- 2
0- 0	0- 0		0- 0		NEUTRAL		0- 0		0- 0		0- 0
3- 11	0- 0		0- 2		CONFERENCE		0- 4		3- 5		3- 1
2- 5	0- 0		0- 1		HOME		0- 2		2- 2		2- 0
1- 6	0- 0		0- 1		AWAY		0- 2		1- 3		1- 1
0- 0	0- 0		0- 0		NEUTRAL		0- 0		0- 0		0- 0

RPI 1-25				RPI 26-50				RPI 51-100				RPI 101+ Team's RPI: 238			
RPI	S	Opponent	Score	RPI	S	Opponent	Score	RPI	S	Opponent	Score	RPI	S	Opponent	Score
				34	A	South Dakota St.	64 89	59	A	South Dakota	46 70	139	H	UNI	78 74
				34	H	South Dakota St.	54 103	59	H	South Dakota	50 72	171	A	Denver	60 81
				50	H	Creighton	51 72	93	A	Kansas St.	60 81	171	H	Denver	74 85
								99	A	Western Ill.	68 103	179	A	Oral Roberts	56 72
								99	H	Western Ill.	51 90	179	H	Oral Roberts	53 82
												206	A	CSU Bakersfield	43 52
												213	A	CSUN	68 60
												215	H	Montana St.	64 53
												260	A	Bradley	56 69
												288	A	North Dakota St.	59 57
												288	H	North Dakota St.	80 67
												295	A	USC Upstate	69 66
												299	A	Wofford	64 60
												327	A	Fort Wayne	65 76
												327	H	Fort Wayne	77 61
												344	H	Florida A&M	78 73
LAST 12 Division I GAMES:															
				288	A	North Dakota St.	59 57	34	H	South Dakota St.	54 103				
				179	A	Oral Roberts	56 72	288	H	North Dakota St.	80 67				
				171	A	Denver	60 81	59	A	South Dakota	46 70				
				59	H	South Dakota	50 72	171	H	Denver	74 85				
				327	H	Fort Wayne	77 61	99	H	Western Ill.	51 90				
				99	A	Western Ill.	68 103	327	A	Fort Wayne	65 76				

Non-Div I Games: Graceland (IA) 96 69 Peru St. 63 47 St. Mary (NE) 81 58

Omaha

Average RPI Win:	282	WON-LOST	WINNING	LAST 10	STRENGTH OF	OPP. STRENGTH	TEAM	ADJ.	CONF.	ADJ CONF.
Average RPI Loss:	94	RECORD	PCT. RANK	GAMES	SCHEDULE	OF SCHEDULE	RPI	RPI	RPI	RPI
DIV. I ONLY	14- 12	151	4- 5	264	194	179	179	12	12	
DIV. I NON-CONF.	7- 5	132	0- 0	331	273	206	206	16	16	

TOTALS	RPI 1-25	RPI 26-50	W-L RECORDS	RPI 51-100	RPI 101-999	RPI 201+				
14- 12	0- 0	0- 2	OVERALL	0- 7	14- 3	13- 0				
5- 4	0- 0	0- 1	HOME	0- 2	5- 1	4- 0				
5- 8	0- 0	0- 1	AWAY	0- 5	5- 2	5- 0				
4- 0	0- 0	0- 0	NEUTRAL	0- 0	4- 0	4- 0				
7- 5	0- 0	0- 0	NON-CONFERENCE	0- 3	7- 2	7- 0				
1- 1	0- 0	0- 0	HOME	0- 0	1- 1	1- 0				
2- 4	0- 0	0- 0	AWAY	0- 3	2- 1	2- 0				
4- 0	0- 0	0- 0	NEUTRAL	0- 0	4- 0	4- 0				
7- 7	0- 0	0- 2	CONFERENCE	0- 4	7- 1	6- 0				
4- 3	0- 0	0- 1	HOME	0- 2	4- 0	3- 0				
3- 4	0- 0	0- 1	AWAY	0- 2	3- 1	3- 0				
0- 0	0- 0	0- 0	NEUTRAL	0- 0	0- 0	0- 0				

RPI 1-25				RPI 26-50				RPI 51-100				RPI 101+				Team's RPI: 179
RPI	S	Opponent	Score	RPI	S	Opponent	Score	RPI	S	Opponent	Score	RPI	S	Opponent	Score	
				34	A	South Dakota St.	72 96	59	A	South Dakota	55 72	138	H	Arkansas	66 77	
				34	H	South Dakota St.	70 77	59	H	South Dakota	68 73	168	A	UT Arlington	46 70	
								78	A	TCU	58 72	171	A	Denver	54 70	
								92	A	Missouri St.	66 76	171	H	Denver	90 60	
								97	A	Utah	50 71	209	A	Tulsa	53 41	
								99	A	Western Ill.	49 56	238	A	Omaha	82 53	
								99	H	Western Ill.	63 85	238	H	Omaha	72 56	
												284	A	UMKC	76 73	
												288	A	North Dakota St.	64 57	
												288	H	North Dakota St.	71 48	
												297	N	Alcorn	76 52	
												301	N	Long Beach St.	64 58	
												308	H	Houston Baptist	78 56	
												325	N	Cal St. Fullerton	60 50	
												327	A	Fort Wayne	73 48	
												327	H	Fort Wayne	66 45	
												345	N	Chicago St.	73 43	

LAST 12 Division I GAMES:																
				238	H	Omaha	72 56	327	H	Fort Wayne	66 45					
				59	A	South Dakota	55 72	171	H	Denver	90 60					
				171	A	Denver	54 70	59	H	South Dakota	68 73					
				34	A	South Dakota St.	72 96	34	H	South Dakota St.	70 77					
				288	A	North Dakota St.	64 57	288	H	North Dakota St.	71 48					
				99	H	Western Ill.	63 85	99	A	Western Ill.	49 56					

Non-Div I Games: Okla. Panhandle 88 35 Cent. Christian (KS) 18 47

Oral Roberts

Average RPI Win: 122

Average RPI Loss: 14

WON-LOST
RECORDWINNING
PCT. RANKLAST 10
GAMESSTRENGTH OF
SCHEDULEOPP. STRENGTH
OF SCHEDULETEAM
RPIADJ.
RPICONF.
RPIADJ CONF.
RPIDIV. I ONLY
DIV. I NON-CONF.27- 4
11- 29
229- 1
0- 022
1919
278
78
75
35
3

TOTALS

RPI 1-25

RPI 26-50

W-L RECORDS

RPI 51-100

RPI 101-999

RPI 201+

27- 4

4- 3

5- 1

OVERALL

4- 0

14- 0

5- 0

16- 1

1- 1

4- 0

HOME

2- 0

9- 0

3- 0

9- 3

2- 2

1- 1

AWAY

2- 0

4- 0

1- 0

2- 0

1- 0

0- 0

NEUTRAL

0- 0

1- 0

1- 0

11- 2

2- 2

1- 0

NON-CONFERENCE

1- 0

7- 0

3- 0

8- 0

0- 0

1- 0

HOME

1- 0

6- 0

2- 0

1- 2

1- 2

0- 0

AWAY

0- 0

0- 0

0- 0

2- 0

1- 0

0- 0

NEUTRAL

0- 0

1- 0

1- 0

16- 2

2- 1

4- 1

CONFERENCE

3- 0

7- 0

2- 0

8- 1

1- 1

3- 0

HOME

1- 0

3- 0

1- 0

8- 1

1- 0

1- 1

AWAY

2- 0

4- 0

1- 0

0- 0

0- 0

0- 0

NEUTRAL

0- 0

0- 0

0- 0

RPI 1-25

Team's RPI: 8

RPI 26-50

RPI 51-100

RPI 101+

RPI	S	Opponent	Score
3	A	Mississippi St.	79 90
5	A	Louisville	61 74
10	A	UCLA	70 61
10	H	UCLA	101 94
14	H	Stanford	65 78
19	A	Texas A&M	83 68
19	N	Texas A&M	84 62

RPI	S	Opponent	Score
30	H	Oklahoma	92 74
33	A	Oregon St.	79 85
33	H	Oregon St.	75 63
39	H	California	91 54
45	A	Southern California	70 66
45	H	Southern California	80 74

RPI	S	Opponent	Score
57	A	Arizona St.	57 44
57	H	Arizona St.	74 64
76	H	Drake	110 77
97	A	Utah	84 68

RPI	S	Opponent	Score
107	A	Washington St.	90 79
107	H	Washington St.	89 56
142	H	Eastern Wash.	81 40
149	A	Colorado	74 55
151	H	Weber St.	114 87
157	H	Ole Miss	90 46
196	A	Washington	76 63
196	H	Washington	94 83
198	H	Hampton	87 45
213	H	CSUN	91 43
250	N	Hawaii	85 44
275	A	Arizona	74 61
275	H	Arizona	62 44
328	H	Southern Utah	98 38

LAST 12 Division I GAMES:

275	A	Arizona	74 61	14	H	Stanford	65 78
57	A	Arizona St.	57 44	39	H	California	91 54
10	H	UCLA	101 94	97	A	Utah	84 68
45	H	Southern California	80 74	149	A	Colorado	74 55
107	A	Washington St.	90 79	33	H	Oregon St.	75 63
196	A	Washington	76 63	33	A	Oregon St.	79 85

Non-Div I Games:

Oregon

■ Loss,
 ■ Non-Conf, S Site,
 ■ Home
 ■ Away
 N Neutral

Average RPI Win: 166

Average RPI Loss: 15

WON-LOST
RECORDWINNING
PCT. RANKLAST 10
GAMESSTRENGTH OF
SCHEDULEOPP. STRENGTH
OF SCHEDULETEAM
RPIADJ.
RPICONF.
RPIADJ CONF.
RPIDIV. I ONLY
DIV. I NON-CONF.23- 6
9- 227
339- 1
0- 097
25043
15633
8633
865
35
3

TOTALS

RPI 1-25

RPI 26-50

W-L RECORDS

RPI 51-100

RPI 101-999

RPI 201+

23- 6

2- 5

2- 1

OVERALL

4- 0

15- 0

8- 0

14- 2

2- 2

2- 0

HOME

2- 0

8- 0

4- 0

7- 4

0- 3

0- 1

AWAY

2- 0

5- 0

2- 0

2- 0

0- 0

0- 0

NEUTRAL

0- 0

2- 0

2- 0

9- 2

0- 2

0- 0

NON-CONFERENCE

1- 0

8- 0

6- 0

6- 1

0- 1

0- 0

HOME

1- 0

5- 0

3- 0

1- 1

0- 1

0- 0

AWAY

0- 0

1- 0

1- 0

2- 0

0- 0

0- 0

NEUTRAL

0- 0

2- 0

2- 0

14- 4

2- 3

2- 1

CONFERENCE

3- 0

7- 0

2- 0

8- 1

2- 1

2- 0

HOME

1- 0

3- 0

1- 0

6- 3

0- 2

0- 1

AWAY

2- 0

4- 0

1- 0

0- 0

0- 0

0- 0

NEUTRAL

0- 0

0- 0

0- 0

RPI 1-25

RPI 26-50

Team's RPI: 33

RPI 51-100

RPI 101+

RPI	S	Opponent	Score
1	H	Notre Dame	67 72
8	A	Oregon	63 75
8	H	Oregon	85 79
10	A	UCLA	49 84
10	H	UCLA	67 64
12	A	Duke	65 72
14	H	Stanford	57 60

RPI	S	Opponent	Score
39	H	Cal i forn i a	68 48
45	A	Southern Cal i forn i a	61 65
45	H	Southern Cal i forn i a	69 63

RPI	S	Opponent	Score
57	A	Arizona St.	64 60
57	H	Arizona St.	57 54
58	H	UC Davi s	61 47
97	A	Utah	69 58

RPI	S	Opponent	Score
107	A	Washington St.	63 61
107	H	Washington St.	71 53
149	A	Col orado	86 71
183	H	North Dakota	65 55
191	H	UC Santa Barbara	74 49
196	A	Washi ngton	95 57
196	H	Washi ngton	75 63
208	N	Nevada	89 49
270	H	San Jose St.	110 62
275	A	Ari zona	65 40
275	H	Ari zona	88 48
303	N	Utah St.	94 55
318	A	N.C. Central	97 44
323	H	Utah Valley	98 41
343	H	Savannah St.	84 36

LAST 12 Di vi si on I GAMES:

57	A	Ari zona St.	64 60	39	H	Cal i forn i a	68 48
275	A	Ari zona	65 40	14	H	Stanford	57 60
45	H	Southern Cal i forn i a	69 63	149	A	Col orado	86 71
10	H	UCLA	67 64	97	A	Utah	69 58
196	A	Washi ngton	95 57	8	A	Oregon	63 75
107	A	Washi ngton St.	63 61	8	H	Oregon	85 79

O
r
e
g
o
n
S
t
.O
r
e
g
o
n
S
t
.

Non-Di v I Games:

Oregon St.

Loss, Non-Conf, S Site, H Home A Away N Neutral

Average RPI	Win: 213	WON-LOST	WINNING	LAST 10	STRENGTH OF	OPP. STRENGTH	TEAM	ADJ.	CONF.	ADJ CONF.
Average RPI	Loss: 121	RECORD	PCT. RANK	GAMES	SCHEDULE	OF SCHEDULE	RPI	RPI	RPI	RPI
DIV. I ONLY	12- 16	219	4- 6	101	154	190	190	14	14	
DIV. I NON-CONF.	5- 5	170	0- 0	36	206	131	131	11	11	

TOTALS	RPI 1-25	RPI 26-50	W-L RECORDS	RPI 51-100	RPI 101-999	RPI 201+				
12- 16	0- 0	1- 4	OVERALL	1- 3	10- 9	7- 2				
9- 7	0- 0	1- 2	HOME	1- 2	7- 3	5- 0				
3- 9	0- 0	0- 2	AWAY	0- 1	3- 6	2- 2				
0- 0	0- 0	0- 0	NEUTRAL	0- 0	0- 0	0- 0				
5- 5	0- 0	1- 2	NON-CONFERENCE	1- 1	3- 2	3- 0				
4- 3	0- 0	1- 1	HOME	1- 1	2- 1	2- 0				
1- 2	0- 0	0- 1	AWAY	0- 0	1- 1	1- 0				
0- 0	0- 0	0- 0	NEUTRAL	0- 0	0- 0	0- 0				
7- 11	0- 0	0- 2	CONFERENCE	0- 2	7- 7	4- 2				
5- 4	0- 0	0- 1	HOME	0- 1	5- 2	3- 0				
2- 7	0- 0	0- 1	AWAY	0- 1	2- 5	1- 2				
0- 0	0- 0	0- 0	NEUTRAL	0- 0	0- 0	0- 0				

RPI	S	Opponent	Score	RPI	S	Opponent	Score	RPI	S	Opponent	Score	RPI	S	Opponent	Score	Team's RPI: 190
37	A	Northern Colo.	55 80	58	H	UC Davis	58 90	131	A	San Francisco	78 80	131	H	San Francisco	71 81	
39	H	Cal i forni a	85 92	72	A	Saint Mary's (CA)	88 96	131	H	San Francisco	71 81	132	A	Fresno St.	70 81	
40	A	Gonzaga	66 90	72	H	Saint Mary's (CA)	69 70	134	A	Loyol a Marymount	60 75	134	H	Loyol a Marymount	77 79	
40	H	Gonzaga	72 99	94	H	Lamar Uni versi ty	80 75	140	A	BYU	65 77	140	H	BYU	83 76	
44	H	UCF	78 74					176	H	Brown	57 74	188	A	San Di ego	81 68	
								188	H	San Di ego	62 60	222	A	Seattle U	85 73	
								246	A	Pepperdi ne	85 77	246	H	Pepperdi ne	84 73	
								270	H	San Jose St.	106 97	283	A	Santa Clara	55 57	
								283	H	Santa Clara	55 37	313	A	Portl and	67 89	
								313	H	Portl and	91 55	325	H	Cal St. Fullerton	81 65	
LAST 12 Di vi si on I GAMES:																
134	H	Loyol a Marymount	77 79	246	H	Pepperdi ne	84 73									
131	A	San Francisco	78 80	283	H	Santa Clara	55 37									
283	A	Santa Clara	55 57	140	H	BYU	83 76									
188	H	San Di ego	62 60	131	H	San Francisco	71 81									
313	A	Portl and	67 89	72	A	Saint Mary's (CA)	88 96									
40	A	Gonzaga	66 90	246	A	Pepperdi ne	85 77									

Non-Di v I Games: UC Merced 123 59

Paci fi c

Average RPI Win: 188

Average RPI Loss: 83

WON-LOST
RECORDWINNING
PCT. RANKLAST 10
GAMESSTRENGTH OF
SCHEDULEOPP. STRENGTH
OF SCHEDULETEAM
RPIADJ.
RPICONF.
RPIADJ CONF.
RPIDIV. I ONLY
DIV. I NON-CONF.17- 7
8- 464
877- 2
2- 0150
23890
6468
10568
1059
99
9

TOTALS

RPI 1-25

RPI 26-50

W-L RECORDS

RPI 51-100

RPI 101-999

RPI 201+

17- 7

0- 1

1- 2

OVERALL

2- 2

14- 2

8- 1

6- 2

0- 1

0- 1

HOME

1- 0

5- 0

4- 0

9- 4

0- 0

1- 1

AWAY

0- 1

8- 2

3- 1

2- 1

0- 0

0- 0

NEUTRAL

1- 1

1- 0

1- 0

8- 4

0- 1

1- 0

NON-CONFERENCE

1- 1

6- 2

4- 1

2- 1

0- 1

0- 0

HOME

0- 0

2- 0

2- 0

4- 2

0- 0

1- 0

AWAY

0- 0

3- 2

1- 1

2- 1

0- 0

0- 0

NEUTRAL

1- 1

1- 0

1- 0

9- 3

0- 0

0- 2

CONFERENCE

1- 1

8- 0

4- 0

4- 1

0- 0

0- 1

HOME

1- 0

3- 0

2- 0

5- 2

0- 0

0- 1

AWAY

0- 1

5- 0

2- 0

0- 0

0- 0

0- 0

NEUTRAL

0- 0

0- 0

0- 0

RPI 1-25

RPI 26-50

RPI 51-100

Team's RPI: 68

RPI 101+

RPI	S	Opponent	Score
1	H	Notre Dame	54 66

RPI	S	Opponent	Score
27	A	Villanova	79 77
32	A	Princeton	40 60
32	H	Princeton	55 70

RPI	S	Opponent	Score
56	A	Harvard	52 55
56	H	Harvard	69 49
62	N	Georgia Tech	55 69
92	N	Missouri St.	65 60

RPI	S	Opponent	Score
108	A	Dartmouth	79 50
108	H	Dartmouth	65 47
128	A	Yale	69 54
146	A	Saint Joseph's	57 50
152	A	Binghamton	72 77
176	A	Brown	88 55
193	A	Temple	74 59
204	A	Columbia	75 39
204	H	Columbia	70 51
243	A	La Salle	59 66
244	H	Lafayette	55 42
273	A	Cornell	53 39
273	H	Cornell	68 48
285	N	VCU	82 52
332	H	Rhode Island	84 66
342	A	NJIT	77 38

LAST 12 Division I GAMES:

108	A	Dartmouth	79 50
56	A	Harvard	52 55
273	A	Cornell	53 39
204	A	Columbia	75 39
32	A	Princeton	40 60
56	H	Harvard	69 49

108	H	Dartmouth	65 47
128	A	Yale	69 54
176	A	Brown	88 55
193	A	Temple	74 59
27	A	Villanova	79 77
204	H	Columbia	70 51

Non-Div I Games:

Gwynedd Mercy

89 25

Penn

Average RPI Win:	165	WON-LOST	WINNING	LAST 10	STRENGTH OF	OPP. STRENGTH	TEAM	ADJ.	CONF.	ADJ CONF.
Average RPI Loss:	62	RECORD	PCT. RANK	GAMES	SCHEDULE	OF SCHEDULE	RPI	RPI	RPI	RPI
DIV. I ONLY	16- 14	163	4- 6	61	58	86	86	3	3	
DIV. I NON-CONF.	9- 4	82	0- 0	193	133	89	89	4	4	

TOTALS	RPI 1-25	RPI 26-50	W-L RECORDS	RPI 51-100	RPI 101-999	RPI 201+				
16- 14	0- 4	2- 4	OVERALL	3- 4	11- 2	7- 1				
11- 3	0- 2	2- 1	HOME	3- 0	6- 0	3- 0				
4- 9	0- 2	0- 3	AWAY	0- 3	4- 1	3- 1				
1- 2	0- 0	0- 0	NEUTRAL	0- 1	1- 1	1- 0				
9- 4	0- 0	1- 0	NON-CONFERENCE	1- 2	7- 2	4- 1				
6- 0	0- 0	1- 0	HOME	1- 0	4- 0	2- 0				
3- 2	0- 0	0- 0	AWAY	0- 1	3- 1	2- 1				
0- 2	0- 0	0- 0	NEUTRAL	0- 1	0- 1	0- 0				
7- 10	0- 4	1- 4	CONFERENCE	2- 2	4- 0	3- 0				
5- 3	0- 2	1- 1	HOME	2- 0	2- 0	1- 0				
1- 7	0- 2	0- 3	AWAY	0- 2	1- 0	1- 0				
1- 0	0- 0	0- 0	NEUTRAL	0- 0	1- 0	1- 0				

RPI 1-25				RPI 26-50				RPI 51-100				Team's RPI : 86				RPI 101+			
RPI	S	Opponent	Score	RPI	S	Opponent	Score	RPI	S	Opponent	Score	RPI	S	Opponent	Score	RPI	S	Opponent	Score
6	A	Ohio St.	64 94	38	A	Michigan	69 89	54	H	Indiana	77 74	104	H	Wake Forest	68 58				
6	H	Ohio St.	64 89	42	A	Rutgers	65 70	55	A	Purdue	73 88	136	N	Louisiana Tech	59 71				
15	A	Iowa	76 80	42	H	Rutgers	70 67	60	A	American	66 75	165	H	Northwestern	67 59				
20	H	Maryland	65 69	46	A	Minnesota	68 101	61	H	Michigan St.	74 59	175	A	Pittsburgh	59 48				
				46	H	Minnesota	71 91	63	A	Nebraska	51 59	195	H	Siena	86 72				
				48	H	Drexel	84 70	79	H	Fordham	65 60	203	A	Wisconsin	69 62				
								93	N	Kansas St.	65 70	211	A	Providence	60 51				
												224	H	Illinois	68 59				
												224	N	Illinois	83 57				
												248	A	St. Bonaventure	62 65				
												259	H	Manhattan	78 46				
												296	H	Central Conn. St.	83 66				
												302	A	Marshall	80 65				

LAST 12 Division I GAMES:																			
224	N	Illinois	83 57	61	H	Michigan St.	74 59												
6	H	Ohio St.	64 89	6	A	Ohio St.	64 94												
63	A	Nebraska	51 59	55	A	Purdue	73 88												
165	H	Northwestern	67 59	224	H	Illinois	68 59												
46	A	Minnesota	68 101	42	H	Rutgers	70 67												
15	A	Iowa	76 80	203	A	Wisconsin	69 62												

Non-Div I Games:

Penn St.

Average RPI Win:	226	WON-LOST	WINNING	LAST 10	STRENGTH OF	OPP. STRENGTH	TEAM	ADJ.	CONF.	ADJ CONF.
Average RPI Loss:	151	RECORD	PCT. RANK	GAMES	SCHEDULE	OF SCHEDULE	RPI	RPI	RPI	RPI
DIV. I ONLY	9- 19	267	2- 8	133	208	246	246	14	14	
DIV. I NON-CONF.	4- 6	214	0- 0	111	343	190	190	11	11	

TOTALS	RPI 1-25	RPI 26-50	W-L RECORDS	RPI 51-100	RPI 101-999	RPI 201+				
9- 19	0- 0	0- 2	OVERALL	0- 4	9- 13	5- 4				
7- 6	0- 0	0- 1	HOME	0- 1	7- 4	3- 2				
2- 13	0- 0	0- 1	AWAY	0- 3	2- 9	2- 2				
0- 0	0- 0	0- 0	NEUTRAL	0- 0	0- 0	0- 0				
4- 6	0- 0	0- 0	NON-CONFERENCE	0- 2	4- 4	3- 2				
2- 2	0- 0	0- 0	HOME	0- 0	2- 2	1- 2				
2- 4	0- 0	0- 0	AWAY	0- 2	2- 2	2- 0				
0- 0	0- 0	0- 0	NEUTRAL	0- 0	0- 0	0- 0				
5- 13	0- 0	0- 2	CONFERENCE	0- 2	5- 9	2- 2				
5- 4	0- 0	0- 1	HOME	0- 1	5- 2	2- 0				
0- 9	0- 0	0- 1	AWAY	0- 1	0- 7	0- 2				
0- 0	0- 0	0- 0	NEUTRAL	0- 0	0- 0	0- 0				

RPI 1-25				RPI 26-50				RPI 51-100				RPI 101+ Team's RPI: 246			
RPI	S	Opponent	Score	RPI	S	Opponent	Score	RPI	S	Opponent	Score	RPI	S	Opponent	Score
				40	A	Gonzaga	51 73	58	A	UC Davis	64 69	131	A	San Francisco	67 68
				40	H	Gonzaga	48 67	72	A	Saint Mary's (CA)	62 75	131	H	San Francisco	95 92
								72	H	Saint Mary's (CA)	75 82	134	A	Loyola Marymount	60 75
								97	A	Utah	65 89	134	H	Loyola Marymount	85 74
												140	A	BYU	43 78
												140	H	BYU	67 73
												150	H	Idaho St.	80 74
												151	A	Weber St.	61 71
												181	A	UC Irvine	74 75
												188	A	San Diego	53 79
												188	H	San Diego	66 62
												190	A	Pacific	73 84
												190	H	Pacific	77 85
												208	A	Nevada	77 72
												219	H	New Mexico St.	64 86
												222	H	Seattle U	62 65
												283	A	Santa Clara	50 54
												283	H	Santa Clara	56 55
												301	A	Long Beach St.	83 71
												313	A	Portland	58 82
												313	H	Portland	83 79
												323	H	Utah Valley	71 44
LAST 12 Division I GAMES:															
				313	A	Portland	58 82	190	A	Pacific	73 84				
				72	H	Saint Mary's (CA)	75 82	313	H	Portland	83 79				
				40	H	Gonzaga	48 67	283	A	Santa Clara	50 54				
				140	A	BYU	43 78	134	A	Loyola Marymount	60 75				
				134	H	Loyola Marymount	85 74	131	H	San Francisco	95 92				
				188	A	San Diego	53 79	190	H	Pacific	77 85				

Non-Div I Games:

Pepperdine

Average RPI Win:	193	WON-LOST	WINNING	LAST 10	STRENGTH OF	OPP. STRENGTH	TEAM	ADJ.	CONF.	ADJ CONF.
Average RPI Loss:	65	RECORD	PCT. RANK	GAMES	SCHEDULE	OF SCHEDULE	RPI	RPI	RPI	RPI
DIV. I ONLY	10- 20	260	1- 9	43	46	175	175	1	1	
DIV. I NON-CONF.	8- 5	111	0- 0	200	175	175	175	1	1	

TOTALS	RPI 1-25	RPI 26-50	W-L RECORDS	RPI 51-100	RPI 101-999	RPI 201+				
10- 20	0- 6	0- 4	OVERALL	2- 5	8- 5	5- 1				
8- 10	0- 5	0- 1	HOME	2- 2	6- 2	5- 1				
2- 9	0- 1	0- 3	AWAY	0- 3	2- 2	0- 0				
0- 1	0- 0	0- 0	NEUTRAL	0- 0	0- 1	0- 0				
8- 5	0- 0	0- 0	NON-CONFERENCE	1- 4	7- 1	5- 1				
7- 3	0- 0	0- 0	HOME	1- 2	6- 1	5- 1				
1- 2	0- 0	0- 0	AWAY	0- 2	1- 0	0- 0				
0- 0	0- 0	0- 0	NEUTRAL	0- 0	0- 0	0- 0				
2- 15	0- 6	0- 4	CONFERENCE	1- 1	1- 4	0- 0				
1- 7	0- 5	0- 1	HOME	1- 0	0- 1	0- 0				
1- 7	0- 1	0- 3	AWAY	0- 1	1- 2	0- 0				
0- 1	0- 0	0- 0	NEUTRAL	0- 0	0- 1	0- 0				

RPI 1-25				RPI 26-50				RPI 51-100				RPI 101+ Team's RPI: 175			
RPI	S	Opponent	Score	RPI	S	Opponent	Score	RPI	S	Opponent	Score	RPI	S	Opponent	Score
1	H	Notre Dame	53 87	29	A	Syracuse	52 70	62	H	Georgia Tech	68 62	104	H	Wake Forest	49 58
5	A	Louisville	49 81	29	H	Syracuse	53 62	65	A	West Virginia	52 73	104	N	Wake Forest	38 72
5	H	Louisville	51 77	35	A	Virginia	50 62	71	H	Duquesne	53 66	111	A	North Carolina	67 68
7	H	Florida St.	59 66	49	A	Miami (FL)	58 82	74	A	Virginia Tech	66 89	118	A	Cincinnati	66 46
12	H	Duke	46 58					79	A	Fordham	55 58	154	H	Youngstown St.	66 58
21	H	NC State	66 77					86	H	Penn St.	48 59	160	A	Clemson	58 42
								88	H	Bucknell	57 39	200	A	Boston College	61 72
												203	H	Wisconsin	57 58
												212	H	Arkansas St.	87 47
												256	H	UNCW	74 55
												262	H	Towson	81 63
												273	H	Cornell	51 39
												345	H	Chicago St.	87 49

LAST 12 Division I GAMES:															
104	N	Wake Forest	38 72	7	H	Florida St.	59 66	160	A	Clemson	58 42				
5	A	Louisville	49 81	12	H	Duke	46 58								
21	H	NC State	66 77	1	H	Notre Dame	53 87								
29	H	Syracuse	53 62	29	A	Syracuse	52 70								
49	A	Miami (FL)	58 82	5	H	Louisville	51 77								
200	A	Boston College	61 72												

Non-Div I Games:

Pittsburgh

Average RPI Win: 216	WON-LOST RECORD	WINNING PCT. RANK	LAST 10 GAMES	STRENGTH OF SCHEDULE	OPP. STRENGTH OF SCHEDULE	TEAM RPI	ADJ. RPI	CONF. RPI	ADJ CONF. RPI
Average RPI Loss: 163									
DIV. I ONLY	5- 22	323	3- 7	166	190	313	313	14	14
DIV. I NON-CONF.	2- 7	286	0- 0	230	334	328	328	11	11

TOTALS	RPI 1-25	RPI 26-50	W-L RECORDS	RPI 51-100	RPI 101-999	RPI 201+			
5- 22	0- 0	0- 2	OVERALL	1- 1	4- 19	3- 4			
5- 10	0- 0	0- 1	HOME	1- 0	4- 9	3- 1			
0- 12	0- 0	0- 1	AWAY	0- 1	0- 10	0- 3			
0- 0	0- 0	0- 0	NEUTRAL	0- 0	0- 0	0- 0			
2- 7	0- 0	0- 0	NON-CONFERENCE	0- 0	2- 7	2- 1			
2- 4	0- 0	0- 0	HOME	0- 0	2- 4	2- 0			
0- 3	0- 0	0- 0	AWAY	0- 0	0- 3	0- 1			
0- 0	0- 0	0- 0	NEUTRAL	0- 0	0- 0	0- 0			
3- 15	0- 0	0- 2	CONFERENCE	1- 1	2- 12	1- 3			
3- 6	0- 0	0- 1	HOME	1- 0	2- 5	1- 1			
0- 9	0- 0	0- 1	AWAY	0- 1	0- 7	0- 2			
0- 0	0- 0	0- 0	NEUTRAL	0- 0	0- 0	0- 0			

RPI 1-25	RPI 26-50	RPI 51-100	RPI 101+	Team's RPI: 313
RPI S Opponent Score	RPI S Opponent Score	RPI S Opponent Score	RPI S Opponent Score	
	40 A Gonzaga 36 75	72 A Saint Mary's (CA) 49 77	115 H Saint Francis (PA) 101 106	
	40 H Gonzaga 56 70	72 H Saint Mary's (CA) 68 65	130 H Portland St. 71 77	
			131 A San Francisco 75 84	
			131 H San Francisco 63 76	
			134 A Loyola Marymount 55 76	
			134 H Loyola Marymount 60 63	
			140 A BYU 35 73	
			140 H BYU 58 72	
			141 H Boise St. 47 73	
			151 H Weber St. 70 91	
			181 A UC Irvine 52 63	
			188 A San Diego 52 59	
			188 H San Diego 60 75	
			190 A Pacific 55 91	
			190 H Pacific 89 67	
			196 A Washington 67 93	
			246 A Pepperdine 79 83	
			246 H Pepperdine 82 58	
			250 H Hawaii 76 47	
			283 A Santa Clara 57 67	
			283 H Santa Clara 43 50	
			323 H Utah Valley 71 64	
			325 A Cal St. Fullerton 61 66	
LAST 12 Division I GAMES:				
	246 H Pepperdine 82 58	134 A Loyola Marymount 55 76		
	140 A BYU 35 73	246 A Pepperdine 79 83		
	72 A Saint Mary's (CA) 49 77	72 H Saint Mary's (CA) 68 65		
	283 A Santa Clara 57 67	40 A Gonzaga 36 75		
	190 H Pacific 89 67	134 H Loyola Marymount 60 63		
	131 H San Francisco 63 76	188 H San Diego 60 75		

Non-Div I Games: Willamette 72 52 Warner Pacific 95 59

Portland

Average RPI Win:	230	WON-LOST	WINNING	LAST 10	STRENGTH OF	OPP. STRENGTH	TEAM	ADJ.	CONF.	ADJ CONF.
Average RPI Loss:	136	RECORD	PCT. RANK	GAMES	SCHEDULE	OF SCHEDULE	RPI	RPI	RPI	RPI
DIV. I ONLY	14- 12	151	6- 4	163	217	130	130	19	19	
DIV. I NON-CONF.	4- 5	202	0- 0	142	158	107	107	13	13	

TOTALS	RPI 1-25	RPI 26-50	W-L RECORDS	RPI 51-100	RPI 101-999	RPI 201+				
14- 12	0- 0	0- 2	OVERALL	0- 2	14- 8	9- 3				
8- 2	0- 0	0- 0	HOME	0- 0	8- 2	5- 0				
6- 10	0- 0	0- 2	AWAY	0- 2	6- 6	4- 3				
0- 0	0- 0	0- 0	NEUTRAL	0- 0	0- 0	0- 0				
4- 5	0- 0	0- 1	NON-CONFERENCE	0- 2	4- 2	2- 2				
1- 0	0- 0	0- 0	HOME	0- 0	1- 0	0- 0				
3- 5	0- 0	0- 1	AWAY	0- 2	3- 2	2- 2				
0- 0	0- 0	0- 0	NEUTRAL	0- 0	0- 0	0- 0				
10- 7	0- 0	0- 1	CONFERENCE	0- 0	10- 6	7- 1				
7- 2	0- 0	0- 0	HOME	0- 0	7- 2	5- 0				
3- 5	0- 0	0- 1	AWAY	0- 0	3- 4	2- 1				
0- 0	0- 0	0- 0	NEUTRAL	0- 0	0- 0	0- 0				

RPI 1-25	RPI 26-50	RPI 51-100	RPI 101+	Team's RPI: 130
RPI S Opponent Score	RPI S Opponent Score	RPI S Opponent Score	RPI S Opponent Score	
	37 A Northern Colo. 60 63	58 A UC Davis 67 79	142 A Eastern Wash. 57 64	
	40 A Gonzaga 52 91	83 A UNLV 80 88	142 H Eastern Wash. 75 60	
			148 A Idaho 60 61	
			148 H Idaho 90 101	
			150 A Idaho St. 64 72	
			150 H Idaho St. 59 88	
			151 A Weber St. 62 60	
			151 H Weber St. 77 64	
			157 H Ole Miss 94 79	
			181 A UC Irvine 82 72	
			208 A Nevada 55 67	
			215 A Montana St. 69 60	
			215 H Montana St. 62 53	
			222 A Seattle U 77 91	
			240 A Montana 53 69	
			240 H Montana 70 53	
			270 A San Jose St. 90 78	
			278 A Sacramento St. 81 72	
			278 H Sacramento St. 74 73	
			305 H Northern Ariz. 68 59	
			313 A Portland 77 71	
			328 H Southern Utah 70 66	
LAST 12 Division I GAMES:				
	37 A Northern Colo. 60 63	240 H Montana 70 53		
	305 H Northern Ariz. 68 59	142 A Eastern Wash. 57 64		
	328 H Southern Utah 70 66	148 A Idaho 60 61		
	150 A Idaho St. 64 72	278 A Sacramento St. 81 72		
	151 A Weber St. 62 60	151 H Weber St. 77 64		
	215 H Montana St. 62 53	150 H Idaho St. 59 88		

Non-Div I Games: Northwest (WA) 63 60 Multnomah 95 32

Portland St.

Average RPI	Win:	295	WON-LOST	WINNING	LAST 10	STRENGTH OF	OPP. STRENGTH	TEAM	ADJ.	CONF.	ADJ CONF.
Average RPI	Loss:	203	RECORD	PCT. RANK	GAMES	SCHEDULE	OF SCHEDULE	RPI	RPI	RPI	RPI
DIV. I ONLY	11- 14	216	8- 2	278	348	252	252	32	32		
DIV. I NON-CONF.	0- 9	337	0- 0	76	282	306	306	32	32		

TOTALS	RPI 1-25	RPI 26-50	W-L RECORDS	RPI 51-100	RPI 101-999	RPI 201+					
11- 14	0- 1	0- 0	OVERALL	0- 0	11- 13	10- 8					
7- 3	0- 0	0- 0	HOME	0- 0	7- 3	6- 2					
4- 10	0- 1	0- 0	AWAY	0- 0	4- 9	4- 5					
0- 1	0- 0	0- 0	NEUTRAL	0- 0	0- 1	0- 1					
0- 9	0- 1	0- 0	NON-CONFERENCE	0- 0	0- 8	0- 3					
0- 1	0- 0	0- 0	HOME	0- 0	0- 1	0- 0					
0- 7	0- 1	0- 0	AWAY	0- 0	0- 6	0- 2					
0- 1	0- 0	0- 0	NEUTRAL	0- 0	0- 1	0- 1					
11- 5	0- 0	0- 0	CONFERENCE	0- 0	11- 5	10- 5					
7- 2	0- 0	0- 0	HOME	0- 0	7- 2	6- 2					
4- 3	0- 0	0- 0	AWAY	0- 0	4- 3	4- 3					
0- 0	0- 0	0- 0	NEUTRAL	0- 0	0- 0	0- 0					

RPI	S	Opponent	Score	RPI	S	Opponent	Score	RPI	S	Opponent	Score	RPI	S	Opponent	Score	Team's RPI: 252
19	A	Texas A&M	70 98									103	H	Rice	68 88	
												120	A	Colorado St.	59 71	
												126	A	Bethune-Cookman	52 77	
												143	A	Texas St.	57 84	
												160	A	Clemson	58 64	
												174	H	Southern U.	69 62	
												227	A	Grambling	79 81	
												227	H	Grambling	68 75	
												234	A	Texas Southern	61 56	
												234	H	Texas Southern	65 48	
												236	N	A&M-Corpus Christi	62 72	
												241	A	Texas Tech	60 89	
												297	H	Alcorn	72 73	
												306	A	Alabama St.	68 70	
												306	H	Alabama St.	69 63	
												311	A	UTRGV	62 78	
												317	A	Alabama A&M	55 48	
												317	H	Alabama A&M	84 73	
												320	A	Jackson St.	61 70	
												320	H	Jackson St.	85 73	
												331	A	Ark.-Pine Bluff	89 72	
												331	H	Ark.-Pine Bluff	64 52	
												338	A	Mississippi Val.	75 74	
												338	H	Mississippi Val.	78 73	
LAST 12 Division I GAMES:																
317	H	Alabama A&M	84 73	234	H	Texas Southern	65 48									
306	H	Alabama St.	69 63	317	A	Alabama A&M	55 48									
338	A	Mississippi Val.	75 74	306	A	Alabama St.	68 70									
331	A	Ark.-Pine Bluff	89 72	338	H	Mississippi Val.	78 73									
320	H	Jackson St.	85 73	331	H	Ark.-Pine Bluff	64 52									
227	H	Grambling	68 75	320	A	Jackson St.	61 70									

Non-Div I Games: Texas-Tyler 99 56 Arlington Baptist 116 73

Prairie View

Average RPI Win:	256	WON-LOST	WINNING	LAST 10	STRENGTH OF	OPP. STRENGTH	TEAM	ADJ.	CONF.	ADJ CONF.
Average RPI Loss:	176	RECORD	PCT. RANK	GAMES	SCHEDULE	OF SCHEDULE	RPI	RPI	RPI	RPI
DIV. I ONLY	11- 17	232	5- 5	213	283	245	245	26	26	
DIV. I NON-CONF.	3- 8	268	0- 0	164	163	239	239	28	28	

TOTALS	RPI 1-25	RPI 26-50	W-L RECORDS	RPI 51-100	RPI 101-999	RPI 201+				
11- 17	0- 2	0- 0	OVERALL	0- 4	11- 11	9- 7				
7- 6	0- 0	0- 0	HOME	0- 1	7- 5	5- 4				
4- 11	0- 0	0- 0	AWAY	0- 1	4- 1	4- 0				
0- 0	0- 0	0- 0	NEUTRAL	0- 0	0- 0	0- 0				
3- 8	0- 2	0- 0	NON-CONFERENCE	0- 2	3- 4	2- 3				
2- 2	0- 0	0- 0	HOME	0- 0	2- 2	1- 2				
1- 6	0- 2	0- 0	AWAY	0- 2	1- 2	1- 1				
0- 0	0- 0	0- 0	NEUTRAL	0- 0	0- 0	0- 0				
8- 9	0- 0	0- 0	CONFERENCE	0- 2	8- 7	7- 4				
5- 4	0- 0	0- 0	HOME	0- 1	5- 3	4- 2				
3- 5	0- 0	0- 0	AWAY	0- 1	3- 4	3- 2				
0- 0	0- 0	0- 0	NEUTRAL	0- 0	0- 0	0- 0				

RPI 1-25				RPI 26-50				RPI 51-100				RPI 101+ Team's RPI: 245			
RPI	S	Opponent	Score	RPI	S	Opponent	Score	RPI	S	Opponent	Score	RPI	S	Opponent	Score
10	A	UCLA	40 76					66	A	Belmont	48 90	111	A	North Carolina	56 91
12	A	Duke	45 79					89	A	Liberty	55 63	137	A	Radford	55 93
								89	H	Liberty	64 76	137	H	Radford	40 64
								98	A	Chattanooga	51 71	177	H	Furman	76 75
												196	A	High Point	55 81
												196	H	High Point	62 55
												218	A	Gardner-Webb	60 50
												218	H	Gardner-Webb	72 69
												226	H	UNCG	57 64
												232	A	UNC Asheville	76 74
												232	H	UNC Asheville	72 63
												254	A	Campbell	40 53
												254	H	Campbell	65 59
												268	A	San Diego St.	50 77
												295	A	USC Upstate	83 69
												300	H	Kennesaw St.	51 60
												318	H	N.C. Central	69 60
												322	H	Charleston So.	61 64
												340	A	Winthrop	64 58
												340	H	Winthrop	78 45
												341	A	Longwood	56 66
												341	H	Longwood	60 75

LAST 12 Division I GAMES:															
232	H	UNC Asheville	72 63	340	A	Winthrop	64 58								
137	H	Radford	40 64	89	A	Liberty	55 63								
218	A	Gardner-Webb	60 50	322	H	Charleston So.	61 64								
196	H	High Point	62 55	232	A	UNC Asheville	76 74								
254	A	Campbell	40 53	340	H	Winthrop	78 45								
341	H	Longwood	60 75	137	A	Radford	55 93								

Non-Div I Games:

Presbyterian

Loss, Non-Conf, S Site, H Home A Away N Neutral

Average RPI Win:	163	WON-LOST	WINNING	LAST 10	STRENGTH OF	OPP. STRENGTH	TEAM	ADJ.	CONF.	ADJ CONF.
Average RPI Loss:	63	RECORD	PCT. RANK	GAMES	SCHEDULE	OF SCHEDULE	RPI	RPI	RPI	RPI
DIV. I ONLY	20- 5	22	8- 2	95	91	32	32	9	9	
DIV. I NON-CONF.	10- 3	52	0- 0	121	62	52	52	9	9	

TOTALS	RPI 1-25	RPI 26-50	W-L RECORDS	RPI 51-100	RPI 101-999	RPI 201+				
20- 5	0- 0	1- 2	OVERALL	4- 2	15- 1	7- 0				
8- 2	0- 0	0- 1	HOME	2- 1	6- 0	3- 0				
10- 3	0- 0	1- 1	AWAY	1- 1	8- 1	4- 0				
2- 0	0- 0	0- 0	NEUTRAL	1- 0	1- 0	0- 0				
10- 3	0- 0	1- 2	NON-CONFERENCE	1- 1	8- 0	3- 0				
3- 2	0- 0	0- 1	HOME	0- 1	3- 0	1- 0				
5- 1	0- 0	1- 1	AWAY	0- 0	4- 0	2- 0				
2- 0	0- 0	0- 0	NEUTRAL	1- 0	1- 0	0- 0				
10- 2	0- 0	0- 0	CONFERENCE	3- 1	7- 1	4- 0				
5- 0	0- 0	0- 0	HOME	2- 0	3- 0	2- 0				
5- 2	0- 0	0- 0	AWAY	1- 1	4- 1	2- 0				
0- 0	0- 0	0- 0	NEUTRAL	0- 0	0- 0	0- 0				

RPI 1-25				RPI 26-50				Team's RPI: 32				RPI 51-100				RPI 101+							
RPI	S	Opponent	Score	RPI	S	Opponent	Score	RPI	S	Opponent	Score	RPI	S	Opponent	Score	RPI	S	Opponent	Score				
27	H	Villanova	59 62	41	A	Quinnipiac	60 46	42	A	Rutgers	50 70	56	A	Harvard	58 72	56	H	Harvard	80 47	101	H	George Washington	72 52
												62	H	Georgia Tech	56 67	108	A	Dartmouth	79 67	108	H	Dartmouth	82 63
												68	A	Penn	70 55	117	H	Delaware	78 60	125	A	Seton Hall	85 83
												68	H	Penn	60 40	128	A	Yale	59 73	146	N	Saint Joseph's	63 54
												98	N	Chattanooga	59 49	176	A	Brown	77 62	185	A	Davidson	63 57
																204	A	Columbia	74 46	204	H	Columbia	69 47
																244	A	Lafayette	53 45	273	A	Cornell	72 40
																273	H	Cornell	75 54	324	H	UMBC	77 40
																333	A	Wagner	58 37				
LAST 12 Division I GAMES:																							
				56	A	Harvard	58 72					56	H	Harvard	80 47								
				108	A	Dartmouth	79 67					176	A	Brown	77 62								
				204	A	Columbia	74 46					128	A	Yale	59 73								
				273	A	Cornell	72 40					273	H	Cornell	75 54								
				68	H	Penn	60 40					204	H	Columbia	69 47								
				108	H	Dartmouth	82 63					68	A	Penn	70 55								

Non-Div I Games:

Princeton

Average RPI Win:	177	WON-LOST	WINNING	LAST 10	STRENGTH OF	OPP. STRENGTH	TEAM	ADJ.	CONF.	ADJ CONF.
Average RPI Loss:	98	RECORD	PCT. RANK	GAMES	SCHEDULE	OF SCHEDULE	RPI	RPI	RPI	RPI
DIV. I ONLY	10- 20	260	2- 8	121	69	211	211	6	6	
DIV. I NON-CONF.	7- 5	132	0- 0	258	166	181	181	6	6	

TOTALS	RPI 1-25	RPI 26-50	W-L RECORDS	RPI 51-100	RPI 101-999	RPI 201+				
10- 20	0- 4	0- 5	OVERALL	3- 1	7- 10	3- 3				
4- 10	0- 2	0- 2	HOME	1- 1	3- 5	2- 1				
3- 10	0- 2	0- 3	AWAY	1- 0	2- 5	0- 2				
3- 0	0- 0	0- 0	NEUTRAL	1- 0	2- 0	1- 0				
7- 5	0- 0	0- 1	NON-CONFERENCE	1- 1	6- 3	2- 2				
2- 3	0- 0	0- 0	HOME	0- 1	2- 2	1- 1				
2- 2	0- 0	0- 1	AWAY	0- 0	2- 1	0- 1				
3- 0	0- 0	0- 0	NEUTRAL	1- 0	2- 0	1- 0				
3- 15	0- 4	0- 4	CONFERENCE	2- 0	1- 7	1- 1				
2- 7	0- 2	0- 2	HOME	1- 0	1- 3	1- 0				
1- 8	0- 2	0- 2	AWAY	1- 0	0- 4	0- 1				
0- 0	0- 0	0- 0	NEUTRAL	0- 0	0- 0	0- 0				

RPI 1-25				RPI 26-50				RPI 51-100				RPI 101+				Team's RPI: 211
RPI	S	Opponent	Score	RPI	S	Opponent	Score	RPI	S	Opponent	Score	RPI	S	Opponent	Score	
24	A	DePaul	47 81	27	A	Villanova	43 70	69	A	St. John's (NY)	49 44	112	A	Georgetown	48 74	
24	H	DePaul	48 71	27	H	Villanova	55 63	69	H	St. John's (NY)	70 68	112	H	Georgetown	43 75	
25	A	Marquette	61 94	41	A	Quinnipiac	36 62	86	H	Penn St.	51 60	123	A	Butler	57 68	
25	H	Marquette	60 77	50	A	Creighton	56 73	95	N	Wright St.	74 69	123	H	Butler	48 69	
				50	H	Creighton	84 87					125	A	Seton Hall	56 65	
												125	H	Seton Hall	56 65	
												128	A	Yale	55 51	
												135	A	Northeastern	98 95	
												176	H	Brown	59 64	
												182	N	Stetson	56 45	
												200	H	Boston College	63 55	
												204	H	Columbia	64 73	
												216	A	Xavier	59 68	
												216	H	Xavier	69 48	
												257	A	Sacred Heart	75 78	
												332	H	Rhode Island	65 41	
												343	N	Savannah St.	78 48	

LAST 12 Division I GAMES:																
112	A	Georgetown	48 74	25	A	Marquette	61 94									
27	A	Villanova	43 70	69	H	St. John's (NY)	70 68									
216	H	Xavier	69 48	125	H	Seton Hall	56 65									
123	H	Butler	48 69	123	A	Butler	57 68									
50	H	Creighton	84 87	216	A	Xavier	59 68									
24	A	DePaul	47 81	50	A	Creighton	56 73									

Non-Div I Games:

Providence

Average RPI Win:	128	WON-LOST	WINNING	LAST 10	STRENGTH OF	OPP. STRENGTH	TEAM	ADJ.	CONF.	ADJ CONF.
Average RPI Loss:	55	RECORD	PCT. RANK	GAMES	SCHEDULE	OF SCHEDULE	RPI	RPI	RPI	RPI
DIV. I ONLY	18- 12	114	5- 5	14	61	55	55	3	3	
DIV. I NON-CONF.	9- 5	99	0- 0	17	126	48	48	4	4	

TOTALS	RPI 1-25	RPI 26-50	W-L RECORDS	RPI 51-100	RPI 101-999	RPI 201+				
18- 12	3- 1	2- 4	OVERALL	4- 7	9- 0	5- 0				
11- 5	0- 0	1- 2	HOME	4- 3	6- 0	3- 0				
6- 6	3- 1	1- 1	AWAY	0- 4	2- 0	2- 0				
1- 1	0- 0	0- 1	NEUTRAL	0- 0	1- 0	0- 0				
9- 5	1- 0	0- 2	NON-CONFERENCE	3- 3	5- 0	2- 0				
6- 2	0- 0	0- 1	HOME	3- 1	3- 0	1- 0				
2- 2	1- 0	0- 0	AWAY	0- 2	1- 0	1- 0				
1- 1	0- 0	0- 1	NEUTRAL	0- 0	1- 0	0- 0				
9- 7	2- 1	2- 2	CONFERENCE	1- 4	4- 0	3- 0				
5- 3	0- 0	1- 1	HOME	1- 2	3- 0	2- 0				
4- 4	2- 1	1- 1	AWAY	0- 2	1- 0	1- 0				
0- 0	0- 0	0- 0	NEUTRAL	0- 0	0- 0	0- 0				

RPI	S	Opponent	Score	RPI	S	Opponent	Score	RPI	S	Opponent	Score	RPI	S	Opponent	Score
6	A	Ohio St.	60 73	36	H	Bal l St.	60 66	54	A	Indiana	54 72	142	H	Eastern Wash.	65 40
15	A	Iowa	76 70	38	A	Mi chi gan	81 79	54	H	Indiana	44 52	164	H	UT Martin	60 58
20	A	Maryl and	75 65	42	A	Rutgers	50 58	61	H	Mi chi gan St.	68 82	165	H	Northwestern	63 60
23	A	Central Mi ch.	79 69	42	H	Rutgers	47 33	62	A	Georgia Tech	55 68	173	N	Mari st	61 47
				45	N	Southern Cali forni a	46 58	63	A	Nebraska	51 75	203	H	Wi sconsi n	57 35
				46	H	Mi nnesota	74 78	72	H	Saint Mary's (CA)	70 60	224	A	Illi noi s	73 54
								80	H	Mi ami (OH)	75 66	224	H	Illi noi s	64 51
								86	H	Penn St.	88 73	250	A	Hawai i	79 67
								90	H	Ohio	71 77	294	H	Val parai so	95 49
								94	H	Lamar Uni versi ty	79 64				
								97	A	Utah	68 81				
LAST 12 Di vi si on I GAMES:															
61	H	Mi chigan St.	68 82	224	A	Illi noi s	73 54								
224	H	Illi noi s	64 51	38	A	Mi chi gan	81 79								
6	A	Ohio St.	60 73	86	H	Penn St.	88 73								
20	A	Maryl and	75 65	63	A	Nebraska	51 75								
54	H	Indiana	44 52	165	H	Northwestern	63 60								
46	H	Mi nnesota	74 78	15	A	Iowa	76 70								

Non-Di v I Games:

Purdue

Average RPI	W n:	224	WON-LOST	WINNING	LAST 10	STRENGTH OF	OPP. STRENGTH	TEAM	ADJ.	CONF.	ADJ CONF.
Average RPI	Loss:	26	RECORD	PCT. RANK	GAMES	SCHEDULE	OF SCHEDULE	RPI	RPI	RPI	RPI
DIV. I ONLY		24- 5		14	10- 0	122	209	41	41	28	28
DIV. I NON-CONF.		6- 5		153	0- 0	5	14	18	18	25	25

TOTALS	RPI 1-25		RPI 26-50		W-L RECORDS	RPI 51-100		RPI 101-999		RPI 201+	
24- 5	1- 3		2- 1		OVERALL	0- 1		21- 0		15- 0	
12- 1	0- 0		2- 1		HOME	0- 0		10- 0		8- 0	
12- 3	1- 2		0- 0		AWAY	0- 1		11- 0		7- 0	
0- 1	0- 1		0- 0		NEUTRAL	0- 0		0- 0		0- 0	
6- 5	1- 3		2- 1		NON-CONFERENCE	0- 1		3- 0		1- 0	
3- 1	0- 0		2- 1		HOME	0- 0		1- 0		1- 0	
3- 3	1- 2		0- 0		AWAY	0- 1		2- 0		0- 0	
0- 1	0- 1		0- 0		NEUTRAL	0- 0		0- 0		0- 0	
18- 0	0- 0		0- 0		CONFERENCE	0- 0		18- 0		14- 0	
9- 0	0- 0		0- 0		HOME	0- 0		9- 0		7- 0	
9- 0	0- 0		0- 0		AWAY	0- 0		9- 0		7- 0	
0- 0	0- 0		0- 0		NEUTRAL	0- 0		0- 0		0- 0	

RPI	S	Opponent	Score	RPI	S	Opponent	Score	RPI	S	Opponent	Score	RPI	S	Opponent	Score
6	A	Ohio St.	63 95	31	H	Dayton	72 66	61	A	Michigan St.	55 74	173	A	Marist	80 74
15	A	Iowa	67 83	32	H	Princeton	46 60					173	H	Marist	62 56
18	N	Missouri	51 66	37	H	Northern Colo.	60 49					195	A	Si ena	83 72
23	A	Central Mich.	84 70									195	H	Si ena	68 54
												198	A	Hampton	64 58
												199	A	Ri chmond	81 65
												211	H	Provi dence	62 36
												228	A	Ni agara	84 55
												228	H	Ni agara	77 61
												259	A	Manhattan	80 64
												261	A	Ri der	80 59
												261	H	Ri der	73 66
												267	A	Fai rfi eld	58 39
												267	H	Fai rfi eld	77 45
												279	A	Canis ius	84 55
												279	H	Canis ius	64 39
												293	A	Monmouth	76 55
												293	H	Monmouth	77 57
												338	A	Iona	74 38
												338	H	Iona	90 47
												347	H	Saint Peter's	86 39

LAST 12 Di vi si on I GAMES:															
293	H	Monmouth	77 57	267	A	Fai rfi eld	58 39								
261	A	Ri der	80 59	228	A	Ni agara	84 55								
173	A	Marist	80 74	279	A	Canis ius	84 55								
195	A	Si ena	83 72	267	H	Fai rfi eld	77 45								
279	H	Canis ius	64 39	293	A	Monmouth	76 55								
338	H	Iona	90 47	261	H	Ri der	73 66								

Non-Di v I Games:

Qui nni pi ac

Average RPI Win: **264**
 Average RPI Loss: **158**

WON-LOST
RECORD

WINNING
PCT. RANK

LAST 10
GAMES

STRENGTH OF
SCHEDULE

OPP. STRENGTH
OF SCHEDULE

TEAM
RPI

ADJ.
RPI

CONF.
RPI

ADJ CONF.
RPI

DIV. I ONLY	20- 7	51	9- 1	336	254	137	137	26	26
DIV. I NON-CONF.	6- 4	122	0- 0	335	94	207	207	28	28
<hr/>									
TOTALS	RPI 1-25	RPI 26-50	W-L RECORDS	RPI 51-100	RPI 101-999	RPI 201+			
20- 7	0- 0	0- 0	OVERALL	1- 3	19- 4	17- 3			
10- 1	0- 0	0- 0	HOME	1- 0	9- 1	8- 1			
8- 5	0- 0	0- 0	AWAY	0- 0	8- 2	7- 2			
2- 1	0- 0	0- 0	NEUTRAL	0- 1	2- 0	2- 0			
6- 4	0- 0	0- 0	NON-CONFERENCE	0- 2	6- 2	6- 1			
3- 0	0- 0	0- 0	HOME	0- 0	3- 0	3- 0			
1- 3	0- 0	0- 0	AWAY	0- 1	1- 2	1- 1			
2- 1	0- 0	0- 0	NEUTRAL	0- 1	2- 0	2- 0			
14- 3	0- 0	0- 0	CONFERENCE	1- 1	13- 2	11- 2			
7- 1	0- 0	0- 0	HOME	1- 0	6- 1	5- 1			
7- 2	0- 0	0- 0	AWAY	0- 1	7- 1	6- 1			
0- 0	0- 0	0- 0	NEUTRAL	0- 0	0- 0	0- 0			

RPI 1-25				RPI 26-50				RPI 51-100				RPI 101+				Team's RPI: 137
RPI	S	Opponent	Score	RPI	S	Opponent	Score	RPI	S	Opponent	Score	RPI	S	Opponent	Score	
								65	N	West Virginia	55 75	111	A	North Carolina	46 79	
								74	A	Virginia Tech	42 68	196	A	High Point	63 48	
								89	A	Liberty	56 61	196	H	High Point	50 47	
								89	H	Liberty	52 45	218	A	Gardner-Webb	53 69	
												218	H	Gardner-Webb	66 46	
												226	H	UNCG	56 53	
												232	A	UNC Asheville	64 48	
												232	H	UNC Asheville	56 67	
												239	N	Abilene Christian	71 65	
												245	A	Presbyterian	64 40	
												245	H	Presbyterian	93 55	
												254	A	Campbell	51 50	
												262	N	Towson	69 66	
												271	H	Appalachian St.	61 40	
												285	H	VCU	79 62	
												310	A	Tennessee Tech	60 41	
												316	A	Western Caro.	27 39	
												322	A	Charleston So.	61 56	
												322	H	Charleston So.	74 57	
												340	A	Winthrop	70 30	
												340	H	Winthrop	78 52	
												341	A	Longwood	52 33	
												341	H	Longwood	81 39	
<hr/>																
LAST 12 Division I GAMES:																
				196	A	High Point	63 48	232	A	UNC Asheville	64 48					
				245	A	Presbyterian	64 40	218	H	Gardner-Webb	66 46					
				341	H	Longwood	81 39	254	A	Campbell	51 50					
				340	A	Winthrop	70 30	89	A	Liberty	56 61					
				89	H	Liberty	52 45	196	H	High Point	50 47					
				322	H	Charleston So.	74 57	245	H	Presbyterian	93 55					

Non-Div I Games: UVa-Wise 75 43

Radford

Loss, Non-Conf, S Site, H Home A Away N Neutral

Average RPI Win:	286	WON-LOST	WINNING	LAST 10	STRENGTH OF	OPP. STRENGTH	TEAM	ADJ.	CONF.	ADJ CONF.
Average RPI Loss:	161	RECORD	PCT. RANK	GAMES	SCHEDULE	OF SCHEDULE	RPI	RPI	RPI	RPI
DIV. I ONLY	3- 26	338	0- 9	198	182	332	332	13	13	
DIV. I NON-CONF.	2- 10	300	0- 0	218	263	314	314	10	10	

TOTALS	RPI 1-25	RPI 26-50	W-L RECORDS	RPI 51-100	RPI 101-999	RPI 201+				
3- 26	0- 0	0- 2	OVERALL	0- 5	3- 19	3- 8				
3- 9	0- 0	0- 1	HOME	0- 0	3- 8	3- 4				
0- 16	0- 0	0- 1	AWAY	0- 5	0- 10	0- 3				
0- 1	0- 0	0- 0	NEUTRAL	0- 0	0- 1	0- 1				
2- 10	0- 0	0- 1	NON-CONFERENCE	0- 2	2- 7	2- 3				
2- 2	0- 0	0- 1	HOME	0- 0	2- 1	2- 1				
0- 7	0- 0	0- 0	AWAY	0- 2	0- 5	0- 1				
0- 1	0- 0	0- 0	NEUTRAL	0- 0	0- 1	0- 1				
1- 16	0- 0	0- 1	CONFERENCE	0- 3	1- 12	1- 5				
1- 7	0- 0	0- 0	HOME	0- 0	1- 7	1- 3				
0- 9	0- 0	0- 1	AWAY	0- 3	0- 5	0- 2				
0- 0	0- 0	0- 0	NEUTRAL	0- 0	0- 0	0- 0				

RPI 1-25				RPI 26-50				RPI 51-100				RPI 101+				Team's RPI: 332
RPI	S	Opponent	Score	RPI	S	Opponent	Score	RPI	S	Opponent	Score	RPI	S	Opponent	Score	
31	A	Dayton	58 116	61	A	Michigan St.	38 82	101	A	George Washington	52 65					
46	H	Minnesota	60 82	68	A	Penn	66 84	105	H	George Mason	53 92					
				71	A	Duquesne	71 80	108	A	Dartmouth	54 70					
				79	A	Fordham	53 75	124	H	Saint Louis	66 70					
				79	A	Fordham	64 76	146	A	Saint Joseph's	46 64					
								170	A	Samford	37 67					
								173	A	Marist	42 64					
								180	A	Jacksonville St.	53 63					
								185	A	Davidson	67 77					
								185	H	Davidson	67 79					
								199	H	Richmond	53 74					
								211	A	Providence	41 65					
								233	H	Holy Cross	63 69					
								243	H	La Salle	72 63					
								248	A	St. Bonaventure	70 81					
								248	H	St. Bonaventure	72 77					
								267	H	Fairfield	62 47					
								276	A	Massachusetts	50 87					
								276	H	Massachusetts	59 61					
								285	H	VCU	49 61					
								287	N	Bryant	52 58					
								348	H	UMass Lowell	81 64					
LAST 12 Division I GAMES:																
79	A	Fordham	53 75	79	A	Fordham	64 76									
276	A	Massachusetts	50 87	185	H	Davidson	67 79									
248	H	St. Bonaventure	72 77	276	H	Massachusetts	59 61									
71	A	Duquesne	71 80	101	A	George Washington	52 65									
124	H	Saint Louis	66 70	243	H	La Salle	72 63									
146	A	Saint Joseph's	46 64	248	A	St. Bonaventure	70 81									

Non-Div I Games: Southern Conn. St. 57 62

Rhode Island

Average RPI Win:	240	WON-LOST	WINNING	LAST 10	STRENGTH OF	OPP. STRENGTH	TEAM	ADJ.	CONF.	ADJ CONF.
Average RPI Loss:	156	RECORD	PCT. RANK	GAMES	SCHEDULE	OF SCHEDULE	RPI	RPI	RPI	RPI
DIV. I ONLY	19- 7	56	6- 4	310	202	103	103	18	18	
DIV. I NON-CONF.	10- 2	32	0- 0	336	247	120	120	20	20	

TOTALS	RPI 1-25	RPI 26-50	W-L RECORDS	RPI 51-100	RPI 101-999	RPI 201+				
19- 7	0- 1	1- 0	OVERALL	0- 1	18- 5	15- 2				
11- 0	0- 0	1- 0	HOME	0- 0	10- 0	8- 0				
8- 7	0- 1	0- 0	AWAY	0- 1	8- 5	7- 2				
0- 0	0- 0	0- 0	NEUTRAL	0- 0	0- 0	0- 0				
10- 2	0- 1	0- 0	NON-CONFERENCE	0- 0	10- 1	9- 0				
5- 0	0- 0	0- 0	HOME	0- 0	5- 0	4- 0				
5- 2	0- 1	0- 0	AWAY	0- 0	5- 1	5- 0				
0- 0	0- 0	0- 0	NEUTRAL	0- 0	0- 0	0- 0				
9- 5	0- 0	1- 0	CONFERENCE	0- 1	8- 4	6- 2				
6- 0	0- 0	1- 0	HOME	0- 0	5- 0	4- 0				
3- 5	0- 0	0- 0	AWAY	0- 1	3- 4	2- 2				
0- 0	0- 0	0- 0	NEUTRAL	0- 0	0- 0	0- 0				

RPI 1-25				RPI 26-50				RPI 51-100				RPI 101+ Team's RPI: 103			
RPI	S	Opponent	Score	RPI	S	Opponent	Score	RPI	S	Opponent	Score	RPI	S	Opponent	Score
19	A	Texas A&M	76 82	43	H	Western Ky.	73 58	84	A	UAB	63 70	102	H	Little Rock	58 51
												106	A	Middle Tenn.	41 51
												136	A	Louisiana Tech	55 75
												153	A	Charlotte	62 55
												169	A	Kansas	65 73
												194	H	UTEP	56 42
												204	H	Columbia	67 44
												205	H	Southern Miss.	62 56
												221	A	North Texas	50 49
												229	A	Fla. Atlantic	67 53
												236	A	A&M-Corpus Christi	67 56
												252	A	Prairie View	88 68
												263	A	Grand Canyon	69 59
												269	A	UTSA	58 62
												269	H	UTSA	83 52
												281	H	Old Dominion	53 45
												302	H	Marshall	87 44
												305	A	Northern Ariz.	88 83
												308	H	Houston Baptist	67 45
												309	A	FIU	58 68
												315	H	Incarnate Word	60 43
												335	A	Sam Houston St.	79 50
												337	H	La.-Monroe	63 47
LAST 12 Division I GAMES:															
269	A	UTSA	58 62	205	H	Southern Miss.	62 56								
302	H	Marshall	87 44	281	H	Old Dominion	53 45								
106	A	Middle Tenn.	41 51	194	H	UTEP	56 42								
84	A	UAB	63 70	153	A	Charlotte	62 55								
43	H	Western Ky.	73 58	309	A	FIU	58 68								
136	A	Louisiana Tech	55 75	229	A	Fla. Atlantic	67 53								

Non-Div I Games:

Rice

R
i
c
h
m
o
n
d

Ri chmond				Through Games Of Feb. 28, 2018							
Average RPI	Win:	250	WON-LOST	WINNING	LAST 10	STRENGTH OF	OPP. STRENGTH	TEAM	ADJ.	CONF.	ADJ CONF.
Average RPI	Loss:	123	RECORD	PCT. RANK	GAMES	SCHEDULE	OF SCHEDULE	RPI	RPI	RPI	RPI
DIV. I ONLY		14- 16	197	7- 3	200	170	199	199	13	13	
DIV. I NON-CONF.		5- 8	220	0- 0	161	231	202	202	10	10	

TOTALS		RPI 1-25	RPI 26-50		W-L RECORDS		RPI 51-100	RPI 101-999	RPI 201+		
14- 16		0- 0	0- 2		OVERALL		0- 4	14- 10	11- 1		
3- 10		0- 0	0- 2		HOME		0- 3	3- 5	2- 1		
10- 3		0- 0	0- 0		AWAY		0- 0	10- 0	8- 0		
1- 3		0- 0	0- 0		NEUTRAL		0- 1	1- 2	1- 0		
5- 8		0- 0	0- 1		NON-CONFERENCE		0- 2	5- 5	4- 0		
0- 4		0- 0	0- 1		HOME		0- 1	0- 2	0- 0		
4- 1		0- 0	0- 0		AWAY		0- 0	4- 1	3- 0		
1- 3		0- 0	0- 0		NEUTRAL		0- 1	1- 2	1- 0		
9- 8		0- 0	0- 1		CONFERENCE		0- 2	9- 5	7- 1		
3- 6		0- 0	0- 1		HOME		0- 2	3- 3	2- 1		
6- 2		0- 0	0- 0		AWAY		0- 0	6- 2	5- 0		
0- 0		0- 0	0- 0		NEUTRAL		0- 0	0- 0	0- 0		

RPI 1-25				RPI 26-50				RPI 51-100				RPI 101+ Team's RPI: 199			
RPI	S	Opponent	Score	RPI	S	Opponent	Score	RPI	S	Opponent	Score	RPI	S	Opponent	Score
				31	H	Dayton	59 66	71	H	Duquesne	70 78	101	A	George Washington	49 36
				41	H	Quinni piac	65 81	79	H	Fordham	38 43	104	H	Wake Forest	81 85
								81	H	Navy	56 76	105	A	George Mason	56 77
								95	N	Wright St.	69 85	124	H	Saint Louis	61 79
												126	N	Bethune-Cookman	50 63
												146	A	Saint Joseph's	72 81
												154	H	William & Mary	64 78
												166	N	Florida	80 87
												182	A	Stetson	67 72
												185	H	Davidson	65 68
												185	H	Davidson	62 53
												201	A	East Carolina	65 64
												204	A	Columbia	85 79
												243	A	La Salle	60 57
												243	H	La Salle	77 51
												248	A	St. Bonaventure	79 57
												267	A	Fairfield	72 67
												276	A	Massachusetts	51 39
												276	H	Massachusetts	49 58
												281	A	Old Dominion	54 45
												285	A	VCU	77 68
												285	H	VCU	59 54
												332	A	Rhode Island	74 53
												343	N	Savannah St.	100 63
LAST 12 Division I GAMES:															
				185	H	Davidson	62 53	71	H	Duquesne	70 78				
				101	A	George Washington	49 36	276	A	Massachusetts	51 39				
				276	H	Massachusetts	49 58	285	A	VCU	77 68				
				285	H	VCU	59 54	31	H	Dayton	59 66				
				248	A	St. Bonaventure	79 57	79	H	Fordham	38 43				
				243	A	La Salle	60 57	105	A	George Mason	56 77				

Non-Div I Games:

Ri chmond

Average RPI Win:	294	WON-LOST	WINNING	LAST 10	STRENGTH OF	OPP. STRENGTH	TEAM	ADJ.	CONF.	ADJ CONF.
Average RPI Loss:	177	RECORD	PCT. RANK	GAMES	SCHEDULE	OF SCHEDULE	RPI	RPI	RPI	RPI
DIV. I ONLY	13- 16	207	6- 4	319	299	261	261	28	28	
DIV. I NON-CONF.	3- 8	268	0- 0	286	291	290	290	25	25	

TOTALS	RPI 1-25	RPI 26-50	W-L RECORDS	RPI 51-100	RPI 101-999	RPI 201+				
13- 16	0- 0	0- 2	OVERALL	0- 2	13- 12	13- 6				
6- 7	0- 0	0- 1	HOME	0- 1	6- 5	6- 2				
7- 8	0- 0	0- 1	AWAY	0- 1	7- 6	7- 4				
0- 1	0- 0	0- 0	NEUTRAL	0- 0	0- 1	0- 0				
3- 8	0- 0	0- 0	NON-CONFERENCE	0- 2	3- 6	3- 3				
1- 3	0- 0	0- 0	HOME	0- 1	1- 2	1- 1				
2- 4	0- 0	0- 0	AWAY	0- 1	2- 3	2- 2				
0- 1	0- 0	0- 0	NEUTRAL	0- 0	0- 1	0- 0				
10- 8	0- 0	0- 2	CONFERENCE	0- 0	10- 6	10- 3				
5- 4	0- 0	0- 1	HOME	0- 0	5- 3	5- 1				
5- 4	0- 0	0- 1	AWAY	0- 0	5- 3	5- 2				
0- 0	0- 0	0- 0	NEUTRAL	0- 0	0- 0	0- 0				

R
i
d
e
rR
i
d
e
r

RPI 1-25				RPI 26-50				RPI 51-100				RPI 101+ Team's RPI: 261			
RPI	S	Opponent	Score	RPI	S	Opponent	Score	RPI	S	Opponent	Score	RPI	S	Opponent	Score
41	A	Quinnipiac	66 73	41	H	Quinnipiac	59 80	81	A	Navy	44 63	125	A	Seton Hall	49 85
41	H	Quinnipiac						88	H	Bucknell	71 76	152	H	Binghamton	54 76
												173	A	Marist	67 68
												173	H	Marist	69 80
												195	H	Siena	67 71
												201	N	East Carolina	63 66
												228	A	Niagara	61 69
												228	H	Niagara	65 58
												233	H	Holy Cross	56 83
												243	A	La Salle	76 55
												244	A	Lafayette	45 60
												259	A	Manhattan	53 50
												259	H	Manhattan	67 51
												267	A	Fairfield	61 45
												267	H	Fairfield	57 68
												279	A	Canisius	62 54
												279	H	Canisius	70 54
												291	H	Vermont	64 49
												292	A	Mt. St. Mary's	78 82
												293	A	Monmouth	56 63
												338	A	Iona	62 49
												338	H	Iona	80 53
												342	A	NJIT	79 64
												347	A	Saint Peter's	57 52
												347	H	Saint Peter's	62 52
LAST 12 Division I GAMES:															
259	A	Manhattan	53 50	293	A	Monmouth	56 63								
41	H	Quinnipiac	59 80	259	H	Manhattan	67 51								
279	A	Canisius	62 54	267	H	Fairfield	57 68								
228	A	Niagara	61 69	338	A	Iona	62 49								
338	H	Iona	80 53	173	A	Marist	67 68								
347	H	Saint Peter's	62 52	228	H	Niagara	65 58								

Non-Div I Games:

Ri der

Average RPI Win:	261	WON-LOST	WINNING	LAST 10	STRENGTH OF	OPP. STRENGTH	TEAM	ADJ.	CONF.	ADJ CONF.
Average RPI Loss:	155	RECORD	PCT. RANK	GAMES	SCHEDULE	OF SCHEDULE	RPI	RPI	RPI	RPI
DIV. I ONLY	20- 6	42	8- 2	322	272	129	129	29	29	
DIV. I NON-CONF.	6- 4	122	0- 0	320	136	212	212	29	29	

TOTALS	RPI 1-25	RPI 26-50	W-L RECORDS	RPI 51-100	RPI 101-999	RPI 201+				
20- 6	0- 0	0- 0	OVERALL	0- 1	20- 5	17- 2				
10- 2	0- 0	0- 0	HOME	0- 0	10- 2	8- 1				
10- 3	0- 0	0- 0	AWAY	0- 1	10- 2	9- 1				
0- 1	0- 0	0- 0	NEUTRAL	0- 0	0- 1	0- 0				
6- 4	0- 0	0- 0	NON-CONFERENCE	0- 1	6- 3	4- 1				
3- 2	0- 0	0- 0	HOME	0- 0	3- 2	2- 1				
3- 1	0- 0	0- 0	AWAY	0- 1	3- 0	2- 0				
0- 1	0- 0	0- 0	NEUTRAL	0- 0	0- 1	0- 0				
14- 2	0- 0	0- 0	CONFERENCE	0- 0	14- 2	13- 1				
7- 0	0- 0	0- 0	HOME	0- 0	7- 0	6- 0				
7- 2	0- 0	0- 0	AWAY	0- 0	7- 2	7- 1				
0- 0	0- 0	0- 0	NEUTRAL	0- 0	0- 0	0- 0				

RPI 1-25				RPI 26-50				RPI 51-100				RPI 101+ Team's RPI: 129			
RPI	S	Opponent	Score	RPI	S	Opponent	Score	RPI	S	Opponent	Score	RPI	S	Opponent	Score
								61	A	Michigan St.	58 100	115	A	Saint Francis (PA)	47 68
												115	H	Saint Francis (PA)	63 62
												131	N	San Francisco	45 57
												147	A	Cal Poly	66 50
												154	H	Youngstown St.	84 52
												159	H	Kent St.	31 46
												210	H	Bowling Green	62 64
												244	H	Lafayette	63 42
												253	A	St. Francis Brooklyn	47 49
												253	H	St. Francis Brooklyn	59 36
												255	A	Northern Ky.	59 50
												257	A	Sacred Heart	91 57
												257	H	Sacred Heart	60 49
												277	A	LIU Brooklyn	55 44
												277	H	LIU Brooklyn	60 53
												286	A	Fairleigh Dickinson	77 68
												286	H	Fairleigh Dickinson	62 49
												287	A	Bryant	67 61
												287	H	Bryant	72 49
												292	A	Mt. St. Mary's	77 68
												293	H	Monmouth	56 38
												296	A	Central Conn. St.	67 51
												296	H	Central Conn. St.	66 47
												333	A	Wagner	58 52
												334	A	Delaware St.	65 42
LAST 12 Division I GAMES:															
296	A	Central Conn. St.	67 51	115	A	Saint Francis (PA)	47 68								
287	A	Bryant	67 61	296	H	Central Conn. St.	66 47								
257	H	Sacred Heart	60 49	287	H	Bryant	72 49								
286	H	Fairleigh Dickinson	62 49	292	A	Mt. St. Mary's	77 68								
253	A	St. Francis Brooklyn	47 49	333	A	Wagner	58 52								
277	A	LIU Brooklyn	55 44	115	H	Saint Francis (PA)	63 62								

Non-Div I Games: Clarion 67 60

Robert Morris

Average RPI Win: 111

Average RPI Loss: 55

WON-LOST
RECORDWINNING
PCT. RANKLAST 10
GAMESSTRENGTH OF
SCHEDULEOPP. STRENGTH
OF SCHEDULETEAM
RPIADJ.
RPICONF.
RPIADJ CONF.
RPIDIV. I ONLY
DIV. I NON-CONF.19- 11
12- 2100
212- 8
0- 016
4414
2042
1542
153
43
4

TOTALS

RPI 1-25

RPI 26-50

W-L RECORDS

RPI 51-100

RPI 101-999

RPI 201+

19- 11

1- 5

4- 0

OVERALL

5- 4

9- 2

3- 0

13- 3

1- 2

4- 0

HOME

3- 1

5- 0

2- 0

5- 6

0- 2

0- 0

AWAY

2- 3

3- 1

1- 0

1- 2

0- 1

0- 0

NEUTRAL

0- 0

1- 1

0- 0

12- 2

1- 1

2- 0

NON-CONFERENCE

2- 0

7- 1

1- 0

8- 0

1- 0

2- 0

HOME

1- 0

4- 0

1- 0

3- 0

0- 0

0- 0

AWAY

1- 0

2- 0

0- 0

1- 2

0- 1

0- 0

NEUTRAL

0- 0

1- 1

0- 0

7- 9

0- 4

2- 0

CONFERENCE

3- 4

2- 1

2- 0

5- 3

0- 2

2- 0

HOME

2- 1

1- 0

1- 0

2- 6

0- 2

0- 0

AWAY

1- 3

1- 1

1- 0

0- 0

0- 0

0- 0

NEUTRAL

0- 0

0- 0

0- 0

RPI 1-25

RPI 26-50

Team's RPI: 42

RPI 51-100

RPI 101+

RPI	S	Opponent	Score
6	A	Ohio St.	68 90
15	H	Iowa	67 77
17	N	South Carolina	68 78
20	A	Maryland	60 88
20	H	Maryland	54 72
21	H	NC State	57 53

RPI	S	Opponent	Score
32	H	Princeton	70 50
35	H	Virginia	52 43
38	H	Michigan	63 56
46	H	Minnesota	80 70

RPI	S	Opponent	Score
54	A	Indiana	58 64
55	A	Purdue	33 47
55	H	Purdue	58 50
61	A	Michigan St.	61 58
63	H	Nebraska	42 52
64	A	James Madison	76 63
70	H	Houston	75 57
86	A	Penn St.	67 70
86	H	Penn St.	70 65

RPI	S	Opponent	Score
104	H	Wake Forest	65 51
107	N	Washington St.	60 63
122	N	Western Mich.	75 64
125	H	Seton Hall	70 45
153	A	Charlotte	77 54
165	A	Northwestern	50 63
193	A	Temple	84 67
195	H	Siena	59 47
203	A	Wisconsin	63 50
224	H	Illinois	76 37
286	H	Fairleigh Dickinson	101 35

LAST 12 Division I GAMES:

165	A	Northwestern	50 63	20	A	Maryland	60 88
15	H	Iowa	67 77	54	A	Indiana	58 64
203	A	Wisconsin	63 50	63	H	Nebraska	42 52
20	H	Maryland	54 72	86	A	Penn St.	67 70
6	A	Ohio St.	68 90	46	H	Minnesota	80 70
38	H	Michigan	63 56	55	A	Purdue	33 47

Non-Div I Games:

Rutgers

Loss,
Non-Conf,
S Site,
H Home
A Away
N Neutral

Average RPI Win:	258	WON-LOST	WINNING	LAST 10	STRENGTH OF	OPP. STRENGTH	TEAM	ADJ.	CONF.	ADJ CONF.
Average RPI Loss:	147	RECORD	PCT. RANK	GAMES	SCHEDULE	OF SCHEDULE	RPI	RPI	RPI	RPI
DIV. I ONLY	19- 5	37	8- 2	314	297	110	110	27	27	
DIV. I NON-CONF.	4- 3	143	0- 0	279	292	167	167	26	26	

TOTALS	RPI 1-25	RPI 26-50	W-L RECORDS	RPI 51-100	RPI 101-999	RPI 201+				
19- 5	0- 0	0- 0	OVERALL	1- 3	18- 2	16- 2				
10- 1	0- 0	0- 0	HOME	1- 1	9- 0	8- 0				
7- 4	0- 0	0- 0	AWAY	0- 2	7- 2	6- 2				
2- 0	0- 0	0- 0	NEUTRAL	0- 0	2- 0	2- 0				
4- 3	0- 0	0- 0	NON-CONFERENCE	1- 1	3- 2	3- 2				
2- 0	0- 0	0- 0	HOME	1- 0	1- 0	1- 0				
0- 3	0- 0	0- 0	AWAY	0- 1	0- 2	0- 2				
2- 0	0- 0	0- 0	NEUTRAL	0- 0	2- 0	2- 0				
15- 2	0- 0	0- 0	CONFERENCE	0- 2	15- 0	13- 0				
8- 1	0- 0	0- 0	HOME	0- 1	8- 0	7- 0				
7- 1	0- 0	0- 0	AWAY	0- 1	7- 0	6- 0				
0- 0	0- 0	0- 0	NEUTRAL	0- 0	0- 0	0- 0				

S

F

A

RPI 1-25				RPI 26-50				RPI 51-100				RPI 101+ Team's RPI: 110			
RPI	S	Opponent	Score	RPI	S	Opponent	Score	RPI	S	Opponent	Score	RPI	S	Opponent	Score
								59	H	South Dakota	77 55	121	A	Central Ark.	55 50
								93	A	Kansas St.	49 74	121	H	Central Ark.	59 46
								94	A	Lamar University	65 79	215	A	Montana St.	54 59
								94	H	Lamar University	58 75	223	A	New Orleans	74 67
												230	A	Nicholls St.	86 73
												236	H	A&M-Corpus Christi	59 58
												239	A	Abilene Christian	78 52
												239	H	Abilene Christian	66 55
												240	A	Montana	52 60
												280	H	McNeese	73 58
												290	H	Southeastern La.	79 67
												297	N	Alcorn	83 79
												306	N	Alabama St.	77 50
												308	A	Houston Baptist	76 54
												314	H	Coppin St.	72 59
												315	A	Incarnate Word	75 50
												315	H	Incarnate Word	60 49
												335	H	Sam Houston St.	75 53
												336	A	Northwestern St.	70 62
												336	H	Northwestern St.	83 48
LAST 12 Division I GAMES:															
239	A	Abilene Christian	78 52	280	H	McNeese	73 58								
94	H	Lamar University	58 75	94	A	Lamar University	65 79								
121	A	Central Ark.	55 50	308	A	Houston Baptist	76 54								
315	A	Incarnate Word	75 50	335	H	Sam Houston St.	75 53								
236	H	A&M-Corpus Christi	59 58	121	H	Central Ark.	59 46								
336	H	Northwestern St.	83 48	239	H	Abilene Christian	66 55								

S

F

A

Non-Div I Games: Howard Payne 105 35 Central Baptist 97 34 Tex. A&M-Commerce 83 61 Cent. Christian (KS) 105 32 SFA

S
I
U
E

SIUE				Through Games Of Feb. 28, 2018							
Average RPI	Win:	251	WON-LOST	WINNING	LAST 10	STRENGTH OF	OPP. STRENGTH	TEAM	ADJ.	CONF.	ADJ CONF.
Average RPI	Loss:	138	RECORD	PCT. RANK	GAMES	SCHEDULE	OF SCHEDULE	RPI	RPI	RPI	RPI
DIV. I ONLY			16- 13	140	6- 4	192	241	162	162	25	25
DIV. I NON-CONF.			3- 8	268	0- 0	82	71	218	218	27	27

TOTALS		RPI 1-25		RPI 26-50		W-L RECORDS		RPI 51-100	RPI 101-999		RPI 201+
16- 13		0- 2		0- 0		OVERALL		0- 4	16- 7		11- 4
10- 4		0- 1		0- 0		HOME		0- 1	10- 2		7- 0
6- 8		0- 1		0- 0		AWAY		0- 3	6- 4		4- 3
0- 1		0- 0		0- 0		NEUTRAL		0- 0	0- 1		0- 1
3- 8		0- 2		0- 0		NON-CONFERENCE		0- 2	3- 4		1- 2
2- 3		0- 1		0- 0		HOME		0- 0	2- 2		1- 0
1- 4		0- 1		0- 0		AWAY		0- 2	1- 1		0- 1
0- 1		0- 0		0- 0		NEUTRAL		0- 0	0- 1		0- 1
13- 5		0- 0		0- 0		CONFERENCE		0- 2	13- 3		10- 2
8- 1		0- 0		0- 0		HOME		0- 1	8- 0		6- 0
5- 4		0- 0		0- 0		AWAY		0- 1	5- 3		4- 2
0- 0		0- 0		0- 0		NEUTRAL		0- 0	0- 0		0- 0

S
I
U
E

RPI 1-25				RPI 26-50				RPI 51-100				RPI 101+ Team's RPI: 162			
RPI	S	Opponent	Score	RPI	S	Opponent	Score	RPI	S	Opponent	Score	RPI	S	Opponent	Score
18	A	Missouri	48 78					52	A	FGCU	49 66	114	H	Northern Ill.	75 86
23	H	Central Mich.	56 94					63	A	Nebraska	53 62	124	H	Saint Louis	79 72
								66	A	Bel mont	64 86	156	A	Southern Ill.	57 53
								66	H	Bel mont	55 72	164	A	UT Martin	64 72
												164	H	UT Martin	73 70
												180	H	Jacksonville St.	65 41
												182	H	Stetson	61 65
												186	A	Morehead St.	66 51
												220	N	Akron	58 59
												225	A	Southeast Mo. St.	62 72
												225	H	Southeast Mo. St.	65 57
												242	A	Austin Peay	61 38
												242	H	Austin Peay	67 55
												249	A	Illinois St.	47 62
												289	A	Murray St.	75 70
												289	H	Murray St.	77 68
												298	H	Air Force	76 40
												310	H	Tennessee Tech	65 58
												312	A	Eastern Ky.	62 60
												330	A	Tennessee St.	88 76
												330	H	Tennessee St.	74 63
												346	A	Eastern Ill.	72 76
												346	H	Eastern Ill.	62 52

LAST 12 Division I GAMES:															
346	A	Eastern Ill.	72 76	180	H	Jacksonville St.	65 41	310	H	Tennessee Tech	65 58				
242	H	Austin Peay	67 55	66	A	Bel mont	64 86	330	A	Tennessee St.	88 76				
225	A	Southeast Mo. St.	62 72	164	H	UT Martin	73 70	225	H	Southeast Mo. St.	65 57				
164	A	UT Martin	64 72												
289	H	Murray St.	77 68												
346	H	Eastern Ill.	62 52												

Non-Div I Games:

SIUE

SMU				Through Games Of Feb. 28, 2018						
Average RPI Win: 213		WON-LOST RECORD	WINNING PCT. RANK	LAST 10 GAMES	STRENGTH OF SCHEDULE	OPP. STRENGTH OF SCHEDULE	TEAM RPI	ADJ. RPI	CONF. RPI	ADJ CONF. RPI
Average RPI Loss: 103										
DIV. I ONLY		10- 19	254	3- 7	88	94	207	207	8	8
DIV. I NON-CONF.		6- 7	184	0- 0	117	195	166	166	7	7

TOTALS		RPI 1-25	RPI 26-50	W-L RECORDS	RPI 51-100	RPI 101-999	RPI 201+			
10- 19	0- 3		0- 3	OVERALL	0- 4	10- 9	6- 2			
8- 6	0- 1		0- 1	HOME	0- 2	8- 2	5- 0			
1- 13	0- 2		0- 2	AWAY	0- 2	1- 7	0- 2			
1- 0	0- 0		0- 0	NEUTRAL	0- 0	1- 0	1- 0			
6- 7	0- 1		0- 1	NON-CONFERENCE	0- 2	6- 3	5- 2			
5- 1	0- 0		0- 0	HOME	0- 1	5- 0	4- 0			
0- 6	0- 1		0- 1	AWAY	0- 1	0- 3	0- 2			
1- 0	0- 0		0- 0	NEUTRAL	0- 0	1- 0	1- 0			
4- 12	0- 2		0- 2	CONFERENCE	0- 2	4- 6	1- 0			
3- 5	0- 1		0- 1	HOME	0- 1	3- 2	1- 0			
1- 7	0- 1		0- 1	AWAY	0- 1	1- 4	0- 0			
0- 0	0- 0		0- 0	NEUTRAL	0- 0	0- 0	0- 0			

RPI 1-25				RPI 26-50				RPI 51-100				RPI 101+ Team's RPI: 207			
RPI	S	Opponent	Score	RPI	S	Opponent	Score	RPI	S	Opponent	Score	RPI	S	Opponent	Score
2	H	UConn	36 80	30	A	Oklahoma	75 87	70	A	Houston	56 60	118	H	Cincinnati	40 58
13	A	South Fla.	54 64	44	A	UCF	43 58	70	H	Houston	75 85	127	A	Tulane	46 52
19	A	Texas A&M	57 79	44	H	UCF	42 60	78	H	TCU	58 64	133	A	Wichita St.	43 66
								85	A	Alabama	44 59	133	H	Wichita St.	45 52
												134	H	Loyola Marymount	63 60
												168	A	UT Arlington	55 58
												189	A	Memphis	53 35
												193	A	Temple	52 55
												193	H	Temple	60 56
												201	A	East Carolina	47 76
												201	H	East Carolina	65 51
												206	H	CSU Bakersfield	41 29
												208	A	Nevada	72 80
												209	H	Tulsa	74 70
												221	A	North Texas	40 47
												230	H	Nicholls St.	68 61
												239	H	Abilene Christian	65 44
												247	N	UC Riverside	73 51
												280	H	McNeese	65 59

LAST 12 Division I GAMES:															
127	A	Tulane	46 52	201	A	East Carolina	47 76								
2	H	UConn	36 80	193	H	Temple	60 56								
133	H	Wichita St.	45 52	70	A	Houston	56 60								
13	A	South Fla.	54 64	118	H	Cincinnati	40 58								
189	A	Memphis	53 35	44	A	UCF	43 58								
209	H	Tulsa	74 70	133	A	Wichita St.	43 66								

Non-Div I Games:

SMU

Average RPI Win:	227	WON-LOST	WINNING	LAST 10	STRENGTH OF	OPP. STRENGTH	TEAM	ADJ.	CONF.	ADJ CONF.
Average RPI Loss:	143	RECORD	PCT. RANK	GAMES	SCHEDULE	OF SCHEDULE	RPI	RPI	RPI	RPI
DIV. I ONLY	6- 21	309	4- 6	136	185	278	278	19	19	
DIV. I NON-CONF.	1- 9	318	0- 0	75	55	250	250	13	13	

TOTALS	RPI 1-25	RPI 26-50	W-L RECORDS	RPI 51-100	RPI 101-999	RPI 201+				
6- 21	0- 0	0- 1	OVERALL	0- 4	6- 16	4- 4				
4- 5	0- 0	0- 0	HOME	0- 0	4- 5	3- 1				
1- 14	0- 0	0- 0	AWAY	0- 4	1- 10	0- 3				
1- 2	0- 0	0- 1	NEUTRAL	0- 0	1- 1	1- 0				
1- 9	0- 0	0- 1	NON-CONFERENCE	0- 4	1- 4	1- 1				
0- 0	0- 0	0- 0	HOME	0- 0	0- 0	0- 0				
0- 7	0- 0	0- 0	AWAY	0- 4	0- 3	0- 1				
1- 2	0- 0	0- 1	NEUTRAL	0- 0	1- 1	1- 0				
5- 12	0- 0	0- 0	CONFERENCE	0- 0	5- 12	3- 3				
4- 5	0- 0	0- 0	HOME	0- 0	4- 5	3- 1				
1- 7	0- 0	0- 0	AWAY	0- 0	1- 7	0- 2				
0- 0	0- 0	0- 0	NEUTRAL	0- 0	0- 0	0- 0				

RPI	S	Opponent	Score	RPI	S	Opponent	Score	RPI	S	Opponent	Score	RPI	S	Opponent	Score	Team's RPI: 278
49	N	Miami (FL)	56 82	57	A	Arizona St.	58 106	114	N	Northern Ill.	75 84	130	A	Portland St.	73 74	
				58	A	UC Davis	72 79	130	H	Portland St.	72 81	131	A	San Francisco	76 90	
				65	A	West Virginia	47 101	142	A	Eastern Wash.	76 83	142	H	Eastern Wash.	72 83	
				90	A	Kentucky	70 101	148	A	Idaho	66 101	148	H	Idaho	79 64	
								150	A	Idaho St.	71 83	150	H	Idaho St.	71 85	
								151	A	Weber St.	73 86	151	H	Weber St.	56 78	
								183	A	North Dakota	72 66	186	A	Morehead St.	71 75	
								208	A	Nevada	68 95	215	A	Montana St.	50 85	
								215	H	Montana St.	88 77	240	A	Montana	59 68	
								240	H	Montana	79 64	247	N	UC Riverside	99 72	
								305	H	Northern Ariz.	90 95	328	H	Southern Utah	79 77	
LAST 12 Division I GAMES:																
183	A	North Dakota	72 66	215	H	Montana St.	88 77									
328	H	Southern Utah	79 77	148	A	Idaho	66 101									
305	H	Northern Ariz.	90 95	142	A	Eastern Wash.	76 83									
151	A	Weber St.	73 86	130	H	Portland St.	72 81									
150	A	Idaho St.	71 83	150	H	Idaho St.	71 85									
240	H	Montana	79 64	151	H	Weber St.	56 78									

Non-Div I Games: Antelope Valley 95 62

Sacramento St.

Sacred Heart

Through Games Of Feb. 28, 2018

Average RPI Win:	266	WON-LOST	WINNING	LAST 10	STRENGTH OF	OPP. STRENGTH	TEAM	ADJ.	CONF.	ADJ CONF.
Average RPI Loss:	202	RECORD	PCT. RANK	GAMES	SCHEDULE	OF SCHEDULE	RPI	RPI	RPI	RPI
DIV. I ONLY	12- 16	219	6- 4	288	320	257	257	29	29	
DIV. I NON-CONF.	4- 7	226	0- 0	215	284	247	247	29	29	

TOTALS	RPI 1-25	RPI 26-50	W-L RECORDS	RPI 51-100	RPI 101-999	RPI 201+				
12- 16	0- 1	0- 0	OVERALL	0- 1	12- 14	11- 8				
7- 6	0- 0	0- 0	HOME	0- 0	7- 6	7- 3				
5- 10	0- 1	0- 0	AWAY	0- 1	5- 8	4- 5				
0- 0	0- 0	0- 0	NEUTRAL	0- 0	0- 0	0- 0				
4- 7	0- 1	0- 0	NON-CONFERENCE	0- 1	4- 5	4- 2				
3- 2	0- 0	0- 0	HOME	0- 0	3- 2	3- 1				
1- 5	0- 1	0- 0	AWAY	0- 1	1- 3	1- 1				
0- 0	0- 0	0- 0	NEUTRAL	0- 0	0- 0	0- 0				
8- 9	0- 0	0- 0	CONFERENCE	0- 0	8- 9	7- 6				
4- 4	0- 0	0- 0	HOME	0- 0	4- 4	4- 2				
4- 5	0- 0	0- 0	AWAY	0- 0	4- 5	3- 4				
0- 0	0- 0	0- 0	NEUTRAL	0- 0	0- 0	0- 0				

RPI 1-25				RPI 26-50				RPI 51-100				RPI 101+				Team's RPI: 257
RPI	S	Opponent	Score	RPI	S	Opponent	Score	RPI	S	Opponent	Score	RPI	S	Opponent	Score	
7	A	Florida St.	52 101					56	A	Harvard	62 70	115	A	Saint Francis (PA)	69 68	
												115	H	Saint Francis (PA)	48 89	
												129	A	Robert Morris	49 60	
												129	H	Robert Morris	57 91	
												176	A	Brown	77 102	
												184	H	New Hampshire	47 74	
												195	A	Siena	57 62	
												202	H	Lehigh	65 55	
												211	H	Providence	78 75	
												237	H	Hofstra	81 86	
												253	A	St. Francis Brooklyn	48 63	
												253	H	St. Francis Brooklyn	66 60	
												259	H	Manhattan	65 61	
												277	A	LIU Brooklyn	50 46	
												277	H	LIU Brooklyn	63 43	
												286	A	Fairleigh Dickinson	59 69	
												287	A	Bryant	56 60	
												287	H	Bryant	73 81	
												292	A	Mt. St. Mary's	82 52	
												292	H	Mt. St. Mary's	56 44	
												293	A	Monmouth	64 69	
												296	A	Central Conn. St.	59 69	
												296	H	Central Conn. St.	71 73	
												333	A	Wagner	72 55	
												333	H	Wagner	61 49	
												344	A	Florida A&M	73 68	

LAST 12 Division I GAMES:																
277	H	LIU Brooklyn	63 43	287	A	Bryant	56 60	296	H	Central Conn. St.	71 73					
253	H	St. Francis Brooklyn	66 60	253	A	St. Francis Brooklyn	48 63	277	A	LIU Brooklyn	50 46					
129	A	Robert Morris	49 60	286	A	Fairleigh Dickinson	59 69	287	H	Bryant	73 81					
115	A	Saint Francis (PA)	69 68													
292	H	Mt. St. Mary's	56 44													
333	H	Wagner	61 49													

Non-Div I Games:

Sacred Heart

■ Loss,
 ■ Non-Conf,
 ■ S Site,
 ■ Home
 ■ A Away
 N Neutral

Average RPI Win:	260	WON-LOST	WINNING	LAST 10	STRENGTH OF	OPP. STRENGTH	TEAM	ADJ.	CONF.	ADJ CONF.
Average RPI Loss:	143	RECORD	PCT. RANK	GAMES	SCHEDULE	OF SCHEDULE	RPI	RPI	RPI	RPI
DIV. I ONLY	18- 9	80	9- 1	228	278	115	115	29	29	
DIV. I NON-CONF.	4- 7	226	0- 0	145	138	173	173	29	29	

TOTALS	RPI 1-25	RPI 26-50	W-L RECORDS	RPI 51-100	RPI 101-999	RPI 201+				
18- 9	0- 0	0- 1	OVERALL	0- 2	18- 6	15- 3				
8- 2	0- 0	0- 0	HOME	0- 0	8- 2	6- 1				
9- 6	0- 0	0- 1	AWAY	0- 2	9- 2	8- 0				
1- 1	0- 0	0- 0	NEUTRAL	0- 0	1- 1	1- 1				
4- 7	0- 0	0- 1	NON-CONFERENCE	0- 2	4- 4	2- 2				
1- 1	0- 0	0- 0	HOME	0- 0	1- 1	0- 0				
2- 5	0- 0	0- 1	AWAY	0- 2	2- 2	1- 1				
1- 1	0- 0	0- 0	NEUTRAL	0- 0	1- 1	1- 1				
14- 2	0- 0	0- 0	CONFERENCE	0- 0	14- 2	13- 1				
7- 1	0- 0	0- 0	HOME	0- 0	7- 1	6- 1				
7- 1	0- 0	0- 0	AWAY	0- 0	7- 1	7- 0				
0- 0	0- 0	0- 0	NEUTRAL	0- 0	0- 0	0- 0				

RPI 1-25				RPI 26-50				RPI 51-100				RPI 101+				Team's RPI: 115
RPI	S	Opponent	Score	RPI	S	Opponent	Score	RPI	S	Opponent	Score	RPI	S	Opponent	Score	
				40	A	Gonzaga	74 97	67	A	Toledo	66 74	118	A	Cincinnati	77 73	
								71	A	Duquesne	68 87	129	A	Robert Morris	62 63	
												129	H	Robert Morris	68 47	
												141	A	Boise St.	59 87	
												154	H	Youngstown St.	79 65	
												154	H	William & Mary	86 92	
												204	A	Columbia	81 94	
												225	N	Southeast Mo. St.	50 82	
												253	A	St. Francis Brooklyn	94 71	
												253	H	St. Francis Brooklyn	90 75	
												257	A	Sacred Heart	89 48	
												257	H	Sacred Heart	68 69	
												277	A	LIU Brooklyn	85 54	
												277	H	LIU Brooklyn	101 71	
												281	N	Old Dominion	79 68	
												286	A	Fairleigh Dickinson	80 56	
												286	H	Fairleigh Dickinson	80 61	
												287	A	Bryant	94 78	
												287	H	Bryant	87 69	
												292	H	Mt. St. Mary's	92 88	
												296	A	Central Conn. St.	85 75	
												296	H	Central Conn. St.	87 59	
												313	A	Portland	106 101	
												333	A	Wagner	79 76	
LAST 12 Division I GAMES:																
				287	A	Bryant	94 78	129	H	Robert Morris	68 47					
				296	A	Central Conn. St.	85 75	287	H	Bryant	87 69					
				286	H	Fairleigh Dickinson	80 61	296	H	Central Conn. St.	87 59					
				257	H	Sacred Heart	68 69	333	A	Wagner	79 76					
				277	A	LIU Brooklyn	85 54	292	H	Mt. St. Mary's	92 88					
				253	A	St. Francis Brooklyn	94 71	129	A	Robert Morris	62 63					

Non-Div I Games: Seton Hill 103 71

Saint Francis (PA)

Average RPI Win:	220	WON-LOST	WINNING	LAST 10	STRENGTH OF	OPP. STRENGTH	TEAM	ADJ.	CONF.	ADJ CONF.
Average RPI Loss:	116	RECORD	PCT. RANK	GAMES	SCHEDULE	OF SCHEDULE	RPI	RPI	RPI	RPI
DIV. I ONLY	16- 13	140	7- 3	186	137	146	146	13	13	
DIV. I NON-CONF.	5- 7	212	0- 0	151	148	172	172	10	10	

TOTALS	RPI 1-25	RPI 26-50	W-L RECORDS	RPI 51-100	RPI 101-999	RPI 201+				
16- 13	0- 0	0- 4	OVERALL	4- 2	12- 7	10- 2				
7- 6	0- 0	0- 2	HOME	0- 2	7- 2	6- 0				
9- 6	0- 0	0- 1	AWAY	4- 0	5- 5	4- 2				
0- 1	0- 0	0- 1	NEUTRAL	0- 0	0- 0	0- 0				
5- 7	0- 0	0- 3	NON-CONFERENCE	2- 1	3- 3	3- 1				
2- 2	0- 0	0- 1	HOME	0- 1	2- 0	2- 0				
3- 4	0- 0	0- 1	AWAY	2- 0	1- 3	1- 1				
0- 1	0- 0	0- 1	NEUTRAL	0- 0	0- 0	0- 0				
11- 6	0- 0	0- 1	CONFERENCE	2- 1	9- 4	7- 1				
5- 4	0- 0	0- 1	HOME	0- 1	5- 2	4- 0				
6- 2	0- 0	0- 0	AWAY	2- 0	4- 2	3- 1				
0- 0	0- 0	0- 0	NEUTRAL	0- 0	0- 0	0- 0				

RPI 1-25				RPI 26-50				RPI 51-100				RPI 101+ Team's RPI: 146			
RPI	S	Opponent	Score	RPI	S	Opponent	Score	RPI	S	Opponent	Score	RPI	S	Opponent	Score
27	A	Villanova	44 79	27	A	Villanova	44 79	64	A	James Madison	73 66	101	H	George Washington	46 49
31	H	Dayton	59 65	31	H	Dayton	59 65	68	H	Penn	50 57	105	H	George Mason	57 65
32	N	Princeton	54 63	32	N	Princeton	54 63	71	A	Duquesne	69 50	124	A	Saint Louis	73 96
48	H	Drexel	58 65	48	H	Drexel	58 65	71	H	Duquesne	42 61	166	A	Florida	51 71
								79	A	Fordham	52 50	185	A	Davidson	64 62
								88	A	Bucknell	77 53	193	A	Temple	66 69
												199	H	Richmond	81 72
												228	A	Niagara	93 69
												243	A	La Salle	75 64
												243	H	La Salle	70 49
												248	A	St. Bonaventure	70 64
												262	A	Towson	66 90
												276	A	Massachusetts	84 79
												285	A	VCU	54 56
												285	H	VCU	72 63
												285	H	VCU	79 41
												332	H	Rhode Island	64 46
												346	H	Eastern Ill.	80 62
												347	H	Saint Peter's	87 58
LAST 12 Division I GAMES:															
285	H	VCU	72 63	332	H	Rhode Island	64 46								
79	A	Fordham	52 50	105	H	George Mason	57 65								
101	H	George Washington	46 49	285	A	VCU	54 56								
243	H	La Salle	70 49	243	A	La Salle	75 64								
185	A	Davidson	64 62	71	H	Duquesne	42 61								
71	A	Duquesne	69 50	124	A	Saint Louis	73 96								

Non-Div I Games:

Saint Joseph's

Average RPI Win:	186	WON-LOST	WINNING	LAST 10	STRENGTH OF	OPP. STRENGTH	TEAM	ADJ.	CONF.	ADJ CONF.
Average RPI Loss:	109	RECORD	PCT. RANK	GAMES	SCHEDULE	OF SCHEDULE	RPI	RPI	RPI	RPI
DIV. I ONLY	16- 14	163	6- 4	103	98	124	124	13	13	
DIV. I NON-CONF.	6- 7	184	0- 0	129	30	148	148	10	10	

TOTALS	RPI 1-25	RPI 26-50	W-L RECORDS	RPI 51-100	RPI 101-999	RPI 201+				
16- 14	0- 2	1- 2	OVERALL	1- 2	14- 8	7- 2				
10- 4	0- 0	1- 0	HOME	1- 1	8- 3	5- 0				
4- 9	0- 1	0- 1	AWAY	0- 1	4- 1	2- 0				
2- 1	0- 0	0- 1	NEUTRAL	0- 0	2- 0	0- 0				
6- 7	0- 2	0- 1	NON-CONFERENCE	0- 0	6- 4	3- 0				
3- 2	0- 0	0- 0	HOME	0- 0	3- 2	2- 0				
1- 4	0- 2	0- 0	AWAY	0- 0	1- 2	1- 0				
2- 1	0- 0	0- 1	NEUTRAL	0- 0	2- 0	0- 0				
10- 7	0- 0	1- 1	CONFERENCE	1- 2	8- 4	4- 2				
7- 2	0- 0	1- 0	HOME	1- 1	5- 1	3- 0				
3- 5	0- 0	0- 1	AWAY	0- 1	3- 3	1- 2				
0- 0	0- 0	0- 0	NEUTRAL	0- 0	0- 0	0- 0				

RPI 1-25				RPI 26-50				RPI 51-100				RPI 101+ Team's RPI: 124			
RPI	S	Opponent	Score	RPI	S	Opponent	Score	RPI	S	Opponent	Score	RPI	S	Opponent	Score
18	A	Missouri	58 70	26	N	LSU	59 71	71	H	Duquesne	66 76	101	A	George Washington	72 69
24	A	DePaul	78 86	31	A	Dayton	76 101	79	A	Fordham	63 66	101	H	George Washington	58 71
				31	H	Dayton	85 72	79	H	Fordham	91 85	102	H	Little Rock	48 45
												105	A	George Mason	72 81
												107	A	Washington St.	63 85
												116	N	Cleveland St.	80 64
												134	H	Loyola Marymount	60 62
												144	H	Vanderbilt	69 74
												146	H	Saint Joseph's	96 73
												157	N	Ole Miss	79 64
												162	A	SIUE	72 79
												185	H	Davidson	88 72
												199	A	Richmond	79 61
												209	H	Tulsa	77 66
												243	A	La Salle	76 87
												248	H	St. Bonaventure	78 55
												258	A	Indiana St.	60 59
												264	H	Lipscomb	101 57
												276	H	Massachusetts	70 64
												276	H	Massachusetts	64 63
												285	A	VCU	84 88
												332	A	Rhode Island	70 66

LAST 12 Division I GAMES:															
276	H	Massachusetts	70 64	243	A	La Salle	76 87								
31	H	Dayton	85 72	185	H	Davidson	88 72								
285	A	VCU	84 88	79	H	Fordham	91 85								
101	H	George Washington	58 71	101	A	George Washington	72 69								
71	H	Duquesne	66 76	105	A	George Mason	72 81								
332	A	Rhode Island	70 66	146	H	Saint Joseph's	96 73								

Non-Div I Games:

Saint Louis

Average RPI Win:	176	WON-LOST	WINNING	LAST 10	STRENGTH OF	OPP. STRENGTH	TEAM	ADJ.	CONF.	ADJ CONF.
Average RPI Loss:	112	RECORD	PCT. RANK	GAMES	SCHEDULE	OF SCHEDULE	RPI	RPI	RPI	RPI
DIV. I ONLY	20- 9	68	7- 3	110	108	72	72	14	14	
DIV. I NON-CONF.	7- 4	102	0- 0	41	38	49	49	11	11	

TOTALS	RPI 1-25	RPI 26-50	W-L RECORDS	RPI 51-100	RPI 101-999	RPI 201+				
20- 9	0- 0	1- 2	OVERALL	1- 3	18- 4	5- 1				
11- 3	0- 0	0- 1	HOME	1- 1	10- 1	3- 0				
7- 6	0- 0	1- 1	AWAY	0- 2	6- 3	2- 1				
2- 0	0- 0	0- 0	NEUTRAL	0- 0	2- 0	0- 0				
7- 4	0- 0	0- 1	NON-CONFERENCE	1- 3	6- 0	0- 0				
4- 1	0- 0	0- 0	HOME	1- 1	3- 0	0- 0				
1- 3	0- 0	0- 1	AWAY	0- 2	1- 0	0- 0				
2- 0	0- 0	0- 0	NEUTRAL	0- 0	2- 0	0- 0				
13- 5	0- 0	1- 1	CONFERENCE	0- 0	12- 4	5- 1				
7- 2	0- 0	0- 1	HOME	0- 0	7- 1	3- 0				
6- 3	0- 0	1- 0	AWAY	0- 0	5- 3	2- 1				
0- 0	0- 0	0- 0	NEUTRAL	0- 0	0- 0	0- 0				

RPI 1-25				RPI 26-50				RPI 51-100				Team's RPI : 72				RPI 101+							
RPI	S	Opponent	Score	RPI	S	Opponent	Score	RPI	S	Opponent	Score	RPI	S	Opponent	Score	RPI	S	Opponent	Score				
39	A	Cal i forn i a	80 87	40	A	Gonzaga	72 56	54	H	Ind i ana	88 82	55	A	Purdue	60 70	107	H	Washi ngton St.	81 75				
40	A	Gonzaga	72 56	40	H	Gonzaga	65 73	58	H	UC Davi s	50 74	97	A	Utah	63 74	131	A	San Franci sco	73 59				
																131	H	San Franci sco	72 64				
																134	A	Loyola Marymount	57 69				
																134	H	Loyola Marymount	65 75				
																140	A	BYU	54 63				
																140	H	BYU	57 49				
																141	A	Boi se St.	74 72				
																142	N	Eastern Wash.	76 56				
																147	H	Cal Poly	82 64				
																164	N	UT Martin	69 58				
																188	A	San Di ego	75 53				
																188	H	San Di ego	66 57				
																190	A	Paci fi c	70 69				
																190	H	Paci fi c	96 88				
																191	H	UC Santa Barbara	89 59				
																246	A	Pepperdi ne	82 75				
																246	H	Pepperdi ne	75 62				
																283	A	Santa Clara	72 51				
																283	H	Santa Clara	59 46				
																313	A	Portl and	65 68				
																313	H	Portl and	77 49				
LAST 12 Di vi si on I GAMES:																							
283	A	Santa Clara	72 51	246	A	Pepperdi ne	82 75	313	H	Portl and	77 49	131	H	San Franci sco	72 64	40	A	Gonzaga	72 56	134	H	Loyol a Marymount	65 75
188	H	San Di ego	66 57	131	A	San Franci sco	73 59	313	A	Portl and	65 68	140	A	BYU	54 63	190	H	Paci fi c	96 88	40	H	Gonzaga	65 73

Non-Di v I Games:

Saint Mary's (CA)

Saint Peter's

Through Games Of Feb. 28, 2018

Average RPI Win:	249	WON-LOST	WINNING	LAST 10	STRENGTH OF	OPP. STRENGTH	TEAM	ADJ.	CONF.	ADJ CONF.
Average RPI Loss:	240	RECORD	PCT. RANK	GAMES	SCHEDULE	OF SCHEDULE	RPI	RPI	RPI	RPI
DIV. I ONLY	4- 25	329	1- 9	341	329	347	347	28	28	
DIV. I NON-CONF.	3- 8	268	0- 0	311	341	317	317	25	25	

TOTALS	RPI 1-25	RPI 26-50	W-L RECORDS	RPI 51-100	RPI 101-999	RPI 201+				
4- 25	0- 0	0- 1	OVERALL	0- 0	4- 24	3- 18				
2- 11	0- 0	0- 0	HOME	0- 0	2- 11	2- 8				
1- 14	0- 0	0- 1	AWAY	0- 0	1- 12	1- 9				
1- 0	0- 0	0- 0	NEUTRAL	0- 0	1- 0	0- 0				
3- 8	0- 0	0- 0	NON-CONFERENCE	0- 0	3- 8	2- 5				
1- 3	0- 0	0- 0	HOME	0- 0	1- 3	1- 2				
1- 5	0- 0	0- 0	AWAY	0- 0	1- 5	1- 3				
1- 0	0- 0	0- 0	NEUTRAL	0- 0	1- 0	0- 0				
1- 17	0- 0	0- 1	CONFERENCE	0- 0	1- 16	1- 13				
1- 8	0- 0	0- 0	HOME	0- 0	1- 8	1- 6				
0- 9	0- 0	0- 1	AWAY	0- 0	0- 8	0- 7				
0- 0	0- 0	0- 0	NEUTRAL	0- 0	0- 0	0- 0				

RPI 1-25				RPI 26-50				RPI 51-100				RPI 101+				Team's RPI: 347
RPI	S	Opponent	Score	RPI	S	Opponent	Score	RPI	S	Opponent	Score	RPI	S	Opponent	Score	
				41	A	Quinnipiac	39 86					117	N	Delaware	90 87	
												125	A	Seton Hall	49 91	
												128	H	Yale	49 70	
												146	A	Saint Joseph's	58 87	
												173	H	Marist	53 86	
												195	A	Siena	36 70	
												195	H	Siena	59 62	
												228	A	Niagara	54 64	
												228	H	Niagara	52 87	
												244	H	Lafayette	64 61	
												253	H	St. Francis Brooklyn	49 64	
												259	A	Manhattan	64 76	
												259	H	Manhattan	39 60	
												261	A	Rider	52 62	
												261	H	Rider	52 57	
												267	A	Fairfield	41 62	
												267	H	Fairfield	40 62	
												276	A	Massachusetts	65 81	
												277	A	LIU Brooklyn	46 57	
												279	A	Canisius	49 52	
												279	H	Canisius	53 66	
												286	A	Fairleigh Dickinson	59 69	
												293	A	Monmouth	44 51	
												293	H	Monmouth	67 47	
												338	A	Iona	42 52	
												338	H	Iona	31 55	
												342	A	NJIT	59 52	
												348	H	UMass Lowell	60 66	

LAST 12 Division I GAMES:																
				195	A	Siena	36 70	228	A	Niagara	54 64					
				259	H	Manhattan	39 60	195	H	Siena	59 62					
				267	H	Fairfield	40 62	338	A	Iona	42 52					
				338	H	Iona	31 55	293	H	Monmouth	67 47					
				261	A	Rider	52 62	228	H	Niagara	52 87					
				279	A	Canisius	49 52	279	H	Canisius	53 66					

Non-Div I Games:

Saint Peter's

■ Loss,
 ■ Non-Conf,
 ■ S Site,
 ■ Home
 ■ A Away
 N Neutral

Average RPI Win:	305	WON-LOST	WINNING	LAST 10	STRENGTH OF	OPP. STRENGTH	TEAM	ADJ.	CONF.	ADJ CONF.
Average RPI Loss:	197	RECORD	PCT. RANK	GAMES	SCHEDULE	OF SCHEDULE	RPI	RPI	RPI	RPI
DIV. I ONLY	2- 22	341	1- 9	202	338	335	335	27	27	
DIV. I NON-CONF.	1- 6	306	0- 0	49	346	274	274	26	26	

TOTALS	RPI 1-25	RPI 26-50	W-L RECORDS	RPI 51-100	RPI 101-999	RPI 201+				
2- 22	0- 0	0- 1	OVERALL	0- 2	2- 19	2- 13				
1- 11	0- 0	0- 0	HOME	0- 1	1- 10	1- 7				
1- 11	0- 0	0- 0	AWAY	0- 0	1- 2	1- 2				
0- 0	0- 0	0- 0	NEUTRAL	0- 0	0- 0	0- 0				
1- 6	0- 0	0- 1	NON-CONFERENCE	0- 0	1- 5	1- 2				
1- 3	0- 0	0- 0	HOME	0- 0	1- 3	1- 1				
0- 3	0- 0	0- 1	AWAY	0- 0	0- 2	0- 1				
0- 0	0- 0	0- 0	NEUTRAL	0- 0	0- 0	0- 0				
1- 16	0- 0	0- 0	CONFERENCE	0- 2	1- 14	1- 11				
0- 8	0- 0	0- 0	HOME	0- 1	0- 7	0- 6				
1- 8	0- 0	0- 0	AWAY	0- 1	1- 7	1- 5				
0- 0	0- 0	0- 0	NEUTRAL	0- 0	0- 0	0- 0				

RPI 1-25				RPI 26-50				RPI 51-100				RPI 101+ Team's RPI: 335			
RPI	S	Opponent	Score	RPI	S	Opponent	Score	RPI	S	Opponent	Score	RPI	S	Opponent	Score
				26	A	LSU	58 71	94	A	Lamar University	44 91	103	H	Rice	50 79
								94	H	Lamar University	44 68	110	A	SFA	53 75
												121	A	Central Ark.	44 69
												121	H	Central Ark.	53 73
												138	A	Arkansas	54 65
												143	H	Texas St.	41 73
												205	A	Southern Miss.	38 58
												223	A	New Orleans	50 77
												230	H	Nicholls St.	65 70
												234	H	Texas Southern	58 77
												236	A	A&M-Corpus Christi	48 62
												236	H	A&M-Corpus Christi	57 67
												239	A	Abilene Christian	65 83
												239	H	Abilene Christian	72 75
												280	H	McNeese	63 66
												290	A	Southeastern La.	57 52
												308	A	Houston Baptist	62 65
												308	H	Houston Baptist	61 69
												315	H	Incarnate Word	49 56
												320	H	Jackson St.	74 68
												336	A	Northwestern St.	60 63
LAST 12 Division I GAMES:															
				121	H	Central Ark.	53 73	239	H	Abilene Christian	72 75				
				223	A	New Orleans	50 77	280	H	McNeese	63 66				
				308	A	Houston Baptist	62 65	110	A	SFA	53 75				
				230	H	Nicholls St.	65 70	290	A	Southeastern La.	57 52				
				94	H	Lamar University	44 68	94	A	Lamar University	44 91				
				236	A	A&M-Corpus Christi	48 62	336	A	Northwestern St.	60 63				

Non-Div I Games: Wiley 80 41 St. Thomas Houston 68 66

Sam Houston St.

Average RPI Win: 229

Average RPI Loss: 110

WON-LOST
RECORDWINNING
PCT. RANKLAST 10
GAMESSTRENGTH OF
SCHEDULEOPP. STRENGTH
OF SCHEDULETEAM
RPIADJ.
RPICONF.
RPIADJ CONF.
RPIDIV. I ONLY
DIV. I NON-CONF.13- 15
7- 7202
1705- 5
0- 0104
61183
186170
124170
12417
1717
17

TOTALS

RPI 1-25

RPI 26-50

W-L RECORDS

RPI 51-100

RPI 101-999

RPI 201+

13- 15 0- 2

10- 4 0- 0

2- 10 0- 0

1- 1 0- 0

1- 0

1- 0

0- 0

0- 0

OVERALL

0- 6

12- 7

8- 1

HOME

0- 2

9- 2

6- 0

AWAY

0- 0

2- 0

2- 0

NEUTRAL

0- 0

1- 1

0- 0

NON-CONFERENCE

0- 2

6- 3

3- 0

HOME

0- 0

5- 1

3- 0

AWAY

0- 2

0- 1

0- 0

NEUTRAL

0- 0

1- 1

0- 0

CONFERENCE

0- 4

6- 4

5- 1

HOME

0- 2

4- 1

3- 0

AWAY

0- 2

2- 3

2- 1

NEUTRAL

0- 0

0- 0

0- 0

RPI 1-25

RPI 26-50

RPI 51-100

RPI 101+

Team's RPI: 170

RPI	S	Opponent	Score
7	A	Florida St.	62 87
15	A	Iowa	59 80

RPI	S	Opponent	Score
44	H	UCF	58 51

RPI	S	Opponent	Score
53	A	Mercer	45 48
53	H	Mercer	59 73
66	A	Belmont	46 83
84	A	UAB	53 77
98	A	Chattanooga	58 68
98	H	Chattanooga	65 71

RPI	S	Opponent	Score
113	A	ETSU	48 76
113	H	ETSU	52 64
138	A	Arkansas	63 84
149	H	Colorado	60 71
167	H	Troy	80 73
167	N	Troy	82 76
177	A	Furman	41 45
177	H	Furman	62 58
194	N	UTEP	33 46
198	H	Hampton	66 61
205	H	Southern Mi ss.	61 56
226	A	UNCG	60 53
226	H	UNCG	56 48
299	A	Wofford	46 58
299	H	Wofford	81 77
306	H	Alabama St.	58 39
316	A	Western Caro.	50 32
316	H	Western Caro.	62 54
332	H	Rhode Island	67 37

LAST 12 Division I GAMES:

98	H	Chattanooga	65 71	299	H	Wofford	81 77
113	H	ETSU	52 64	113	A	ETSU	48 76
316	A	Western Caro.	50 32	98	A	Chattanooga	58 68
226	A	UNCG	60 53	226	H	UNCG	56 48
53	A	Mercer	45 48	316	H	Western Caro.	62 54
177	H	Furman	62 58	53	H	Mercer	59 73

Non-Div I Games:

AUM

59 46

Samford

Average RPI Win: 213

Average RPI Loss: 156

WON-LOST
RECORDWINNING
PCT. RANKLAST 10
GAMESSTRENGTH OF
SCHEDULEOPP. STRENGTH
OF SCHEDULETEAM
RPIADJ.
RPICONF.
RPIADJ CONF.
RPIDIV. I ONLY
DIV. I NON-CONF.14- 14
6- 4176
1223- 7
0- 0224
280141
241188
150188
15014
1114
11

TOTALS

RPI 1-25

RPI 26-50

W-L RECORDS

RPI 51-100

RPI 101-999

RPI 201+

14- 14
8- 5
5- 9
1- 00- 0
0- 0
0- 0
0- 01- 3
1- 1
0- 2
0- 0OVERALL
HOME
AWAY
NEUTRAL0- 2
0- 1
0- 1
0- 013- 9
7- 3
5- 6
1- 07- 5
6- 0
1- 5
0- 06- 4
4- 0
1- 4
1- 00- 0
0- 0
0- 0
0- 01- 1
1- 0
0- 1
0- 0NON-CONFERENCE
HOME
AWAY
NEUTRAL0- 0
0- 0
0- 0
0- 05- 3
3- 0
1- 3
1- 03- 3
3- 0
0- 3
0- 08- 10
4- 5
4- 5
0- 00- 0
0- 0
0- 0
0- 00- 2
0- 1
0- 1
0- 0CONFERENCE
HOME
AWAY
NEUTRAL0- 2
0- 1
0- 1
0- 08- 6
4- 3
4- 3
0- 04- 2
3- 0
1- 2
0- 0

RPI 1-25

RPI 26-50

RPI 51-100

RPI 101+

Team's RPI: 188

RPI S Opponent Score

RPI S Opponent Score

RPI S Opponent Score

RPI S Opponent Score

39 Cal i forn i a 64 89

40 Gonzaga 54 58

40 Gonzaga 44 63

46 Mi nnesota 72 69

72 Sai nt Mary's (CA) 57 66

72 Sai nt Mary's (CA) 53 75

131 San Franci sco 60 54

131 San Franci sco 47 49

134 Loyol a Marymount 60 54

134 Loyol a Marymount 53 67

140 BYU 66 60

140 BYU 70 69

141 N Boise St. 72 52

190 Paci fi c 60 62

190 Paci fi c 68 81

191 UC Santa Barbara 71 58

222 Seattl e U 73 80

246 Pepperdi ne 62 66

246 Pepperdi ne 79 53

250 Hawai i 63 64

268 San Diego St. 76 77

269 UTSA 78 69

283 Santa Clara 50 59

283 Santa Clara 51 40

301 Long Beach St. 74 40

313 Portl and 75 60

313 Portl and 59 52

328 Southern Utah 72 59

LAST 12 Di vi si on I GAMES:

131 San Franci sco 47 49

40 Gonzaga 54 58

140 BYU 66 60

190 Paci fi c 60 62

283 Santa Clara 51 40

246 Pepperdi ne 79 53

72 Sai nt Mary's (CA) 57 66

40 Gonzaga 44 63

134 Loyol a Marymount 53 67

283 Santa Clara 50 59

140 BYU 70 69

313 Portl and 75 60

Non-Di v I Games: San Diego Christian 82 53

San Diego

Average RPI Win: 215

Average RPI Loss: 161

WON-LOST
RECORDWINNING
PCT. RANKLAST 10
GAMESSTRENGTH OF
SCHEDULEOPP. STRENGTH
OF SCHEDULETEAM
RPIADJ.
RPICONF.
RPIADJ CONF.
RPIDIV. I ONLY
DIV. I NON-CONF.10- 17
5- 5242
1702- 8
0- 0234
277139
244268
249268
24916
1516
15

TOTALS

RPI 1-25

RPI 26-50

W-L RECORDS

RPI 51-100

RPI 101-999

RPI 201+

10- 17
8- 7
2- 8
0- 20- 1
0- 0
0- 0
0- 10- 0
0- 0
0- 0
0- 0OVERALL
HOME
AWAY
NEUTRAL2- 3
2- 1
0- 2
0- 08- 13
6- 6
2- 6
0- 17- 4
5- 2
2- 2
0- 05- 5
4- 2
1- 1
0- 20- 1
0- 0
0- 0
0- 10- 0
0- 0
0- 0
0- 0NON-CONFERENCE
HOME
AWAY
NEUTRAL0- 0
0- 0
0- 0
0- 05- 4
4- 2
1- 1
0- 14- 1
3- 1
1- 0
0- 05- 12
4- 5
1- 7
0- 00- 0
0- 0
0- 0
0- 00- 0
0- 0
0- 0
0- 0CONFERENCE
HOME
AWAY
NEUTRAL2- 3
2- 1
0- 2
0- 03- 9
2- 4
1- 5
0- 03- 3
2- 1
1- 2
0- 0

RPI 1-25

RPI 26-50

RPI 51-100

RPI 101+

Team's RPI: 268

RPI S Opponent Score
23 N Central Mich. 76 85

RPI S Opponent Score

RPI S Opponent Score
73 A Wyoming 50 70
73 H Wyoming 68 62
83 A UNLV 67 73
83 H UNLV 64 75
87 H New Mexico 97 89RPI S Opponent Score
120 A Colorado St. 43 72
120 H Colorado St. 63 65
127 N Tulane 46 80
132 A Fresno St. 53 64
132 H Fresno St. 60 66
141 A Boise St. 53 64
141 H Boise St. 70 86
181 H UC Irvine 65 67
188 H San Diego 77 76
191 A UC Santa Barbara 64 77
208 H Nevada 75 72
213 H CSUN 58 55
245 H Presbyterian 77 50
270 A San Jose St. 75 65
270 H San Jose St. 85 78
275 A Arizona 78 67
283 H Santa Clara 34 48
298 A Air Force 51 61
298 H Air Force 48 56
303 A Utah St. 58 62
325 H Cal St. Fullerton 59 58

LAST 12 Division I GAMES:

141 A Boise St. 53 64
270 H San Jose St. 85 78
298 H Air Force 48 56
83 A UNLV 67 73
73 A Wyoming 50 70
208 H Nevada 75 72
132 H Fresno St. 60 66
298 A Air Force 51 61
83 H UNLV 64 75
120 A Colorado St. 43 72
87 H New Mexico 97 89
132 A Fresno St. 53 64

Non-Div I Games:

Hope Int'l

92 68

San Diego St.

Average RPI Win:	216	WON-LOST	WINNING	LAST 10	STRENGTH OF	OPP. STRENGTH	TEAM	ADJ.	CONF.	ADJ CONF.
Average RPI Loss:	105	RECORD	PCT. RANK	GAMES	SCHEDULE	OF SCHEDULE	RPI	RPI	RPI	RPI
DIV. I ONLY	15- 14	172	6- 4	114	131	131	131	14	14	
DIV. I NON-CONF.	5- 6	187	0- 0	69	119	130	130	11	11	

TOTALS	RPI 1-25	RPI 26-50	W-L RECORDS	RPI 51-100	RPI 101-999	RPI 201+				
15- 14	0- 1	0- 3	OVERALL	0- 3	15- 7	7- 1				
9- 5	0- 1	0- 1	HOME	0- 1	9- 2	4- 0				
5- 9	0- 0	0- 2	AWAY	0- 2	5- 5	3- 1				
1- 0	0- 0	0- 0	NEUTRAL	0- 0	1- 0	0- 0				
5- 6	0- 1	0- 1	NON-CONFERENCE	0- 1	5- 3	2- 0				
3- 2	0- 1	0- 0	HOME	0- 0	3- 1	1- 0				
1- 4	0- 0	0- 1	AWAY	0- 1	1- 2	1- 0				
1- 0	0- 0	0- 0	NEUTRAL	0- 0	1- 0	0- 0				
10- 8	0- 0	0- 2	CONFERENCE	0- 2	10- 4	5- 1				
6- 3	0- 0	0- 1	HOME	0- 1	6- 1	3- 0				
4- 5	0- 0	0- 1	AWAY	0- 1	4- 3	2- 1				
0- 0	0- 0	0- 0	NEUTRAL	0- 0	0- 0	0- 0				

RPI 1-25				RPI 26-50				RPI 51-100				RPI 101+ Team's RPI: 131			
RPI	S	Opponent	Score	RPI	S	Opponent	Score	RPI	S	Opponent	Score	RPI	S	Opponent	Score
14	H	Stanford	66 86	37	A	Northern Colo.	60 73	58	A	UC Davis	55 72	107	H	Washington St.	70 74
				40	A	Gonzaga	47 74	72	A	Saint Mary's (CA)	64 72	129	N	Robert Morris	57 45
				40	H	Gonzaga	57 81	72	H	Saint Mary's (CA)	59 73	132	H	Fresno St.	70 62
												134	A	Loyola Marymount	60 65
												134	H	Loyola Marymount	78 60
												140	A	BYU	66 70
												140	H	BYU	76 73
												147	A	Cal Poly	83 88
												147	H	Cal Poly	83 71
												168	A	UT Arlington	54 56
												188	A	San Diego	49 47
												188	H	San Diego	54 60
												190	A	Pacific	81 71
												190	H	Pacific	80 78
												246	A	Pepperdine	92 95
												246	H	Pepperdine	68 67
												270	A	San Jose St.	87 81
												278	H	Sacramento St.	90 76
												283	A	Santa Clara	58 54
												283	H	Santa Clara	64 47
												313	A	Portland	76 63
												313	H	Portland	84 75

LAST 12 Division I GAMES:															
				188	A	San Diego	49 47	283	H	Santa Clara	64 47				
				190	H	Pacific	80 78	72	H	Saint Mary's (CA)	59 73				
				134	A	Loyola Marymount	60 65	40	H	Gonzaga	57 81				
				72	A	Saint Mary's (CA)	64 72	190	A	Pacific	81 71				
				140	H	BYU	76 73	246	A	Pepperdine	92 95				
				313	A	Portland	76 63	283	A	Santa Clara	58 54				

Non-Div I Games:

San Francisco

Average RPI Win:	231	WON-LOST	WINNING	LAST 10	STRENGTH OF	OPP. STRENGTH	TEAM	ADJ.	CONF.	ADJ CONF.
Average RPI Loss:	139	RECORD	PCT. RANK	GAMES	SCHEDULE	OF SCHEDULE	RPI	RPI	RPI	RPI
DIV. I ONLY	6- 21	309	1- 9	125	136	270	270	16	16	
DIV. I NON-CONF.	2- 8	290	0- 0	85	151	243	243	15	15	

TOTALS	RPI 1-25	RPI 26-50	W-L RECORDS	RPI 51-100	RPI 101-999	RPI 201+				
6- 21	0- 1	0- 1	OVERALL	1- 6	5- 13	5- 5				
4- 9	0- 0	0- 0	HOME	1- 3	3- 6	3- 2				
2- 11	0- 1	0- 1	AWAY	0- 3	2- 6	2- 3				
0- 1	0- 0	0- 0	NEUTRAL	0- 0	0- 1	0- 0				
2- 8	0- 1	0- 1	NON-CONFERENCE	0- 1	2- 5	2- 1				
1- 4	0- 0	0- 0	HOME	0- 1	1- 3	1- 1				
1- 3	0- 1	0- 1	AWAY	0- 0	1- 1	1- 0				
0- 1	0- 0	0- 0	NEUTRAL	0- 0	0- 1	0- 0				
4- 13	0- 0	0- 0	CONFERENCE	1- 5	3- 8	3- 4				
3- 5	0- 0	0- 0	HOME	1- 2	2- 3	2- 1				
1- 8	0- 0	0- 0	AWAY	0- 3	1- 5	1- 3				
0- 0	0- 0	0- 0	NEUTRAL	0- 0	0- 0	0- 0				

RPI 1-25				RPI 26-50				RPI 51-100				RPI 101+ Team's RPI: 270			
RPI	S	Opponent	Score	RPI	S	Opponent	Score	RPI	S	Opponent	Score	RPI	S	Opponent	Score
10	A	UCLA	69 129	33	A	Oregon St.	62 110	63	H	Nebraska	55 81	120	A	Colorado St.	48 63
								73	A	Wyomi ng	46 58	120	H	Colorado St.	66 73
								73	H	Wyomi ng	64 66	130	H	Portland St.	78 90
								83	A	UNLV	60 79	131	H	San Francis co	81 87
								83	H	UNLV	53 80	132	A	Fresno St.	71 81
								87	A	New Mexi co	62 92	141	H	Boise St.	80 112
								87	H	New Mexi co	95 86	190	A	Paci fic	97 106
												198	N	Hampton	73 81
												206	H	CSU Bakersfi eld	67 57
												208	A	Nevada	63 91
												208	H	Nevada	57 54
												213	H	CSUN	59 76
												268	A	San Diego St.	78 85
												268	H	San Diego St.	65 75
												283	A	Santa Clara	71 66
												298	A	Air Force	75 74
												303	A	Utah St.	78 86
												303	H	Utah St.	79 66

LAST 12 Division I GAMES:															
303	A	Utah St.	78 86	87	A	New Mexi co	62 92								
268	A	San Diego St.	78 85	83	H	UNLV	53 80								
208	H	Nevada	57 54	73	A	Wyomi ng	46 58								
73	H	Wyomi ng	64 66	141	H	Boise St.	80 112								
132	A	Fresno St.	71 81	208	A	Nevada	63 91								
120	H	Colorado St.	66 73	298	A	Air Force	75 74								

Non-Div I Games: Southern Ore. 89 87

San Jose St.

Average RPI Win:	255	WON-LOST	WINNING	LAST 10	STRENGTH OF	OPP. STRENGTH	TEAM	ADJ.	CONF.	ADJ CONF.
Average RPI Loss:	149	RECORD	PCT. RANK	GAMES	SCHEDULE	OF SCHEDULE	RPI	RPI	RPI	RPI
DIV. I ONLY	8- 20	279	4- 6	235	135	283	283	14	14	
DIV. I NON-CONF.	3- 7	254	0- 0	315	201	298	298	11	11	

TOTALS	RPI 1-25	RPI 26-50	W-L RECORDS	RPI 51-100	RPI 101-999	RPI 201+				
8- 20	0- 0	0- 4	OVERALL	0- 2	8- 14	5- 5				
5- 9	0- 0	0- 3	HOME	0- 1	5- 5	2- 2				
3- 11	0- 0	0- 0	AWAY	0- 0	3- 0	3- 0				
0- 0	0- 0	0- 0	NEUTRAL	0- 0	0- 0	0- 0				
3- 7	0- 0	0- 2	NON-CONFERENCE	0- 0	3- 5	2- 4				
1- 4	0- 0	0- 2	HOME	0- 0	1- 2	0- 2				
2- 3	0- 0	0- 0	AWAY	0- 0	2- 3	2- 2				
0- 0	0- 0	0- 0	NEUTRAL	0- 0	0- 0	0- 0				
5- 13	0- 0	0- 2	CONFERENCE	0- 2	5- 9	3- 1				
4- 5	0- 0	0- 1	HOME	0- 1	4- 3	2- 0				
1- 8	0- 0	0- 1	AWAY	0- 1	1- 6	1- 1				
0- 0	0- 0	0- 0	NEUTRAL	0- 0	0- 0	0- 0				

RPI	S	Opponent	Score	RPI	S	Opponent	Score	RPI	S	Opponent	Score	RPI	S	Opponent	Score
39	H	Cal i forn i a	41 79	72	A	Saint Mary's (CA)	46 59	131	A	San Franci sco	47 64	131	H	San Franci sco	54 58
40	A	Gonzaga	44 71	72	H	Saint Mary's (CA)	51 72	134	A	Loyol a Marymount	45 64	134	H	Loyol a Marymount	51 65
40	H	Gonzaga	51 63					140	A	BYU	47 65	140	H	BYU	34 55
45	H	Southern Cal i forn i a	43 64					140	H	BYU	34 55	165	A	Northwestern	47 57
								188	A	San Di ego	40 51	188	H	San Di ego	59 50
								190	A	Paci fi c	37 55	190	H	Paci fi c	57 55
								191	H	UC Santa Barbara	68 63	208	A	Nevada	41 52
								246	A	Pepperdi ne	55 56	246	H	Pepperdi ne	54 50
								263	A	Grand Canyon	38 39	268	A	San Di ego St.	48 34
								270	H	San Jose St.	66 71	313	A	Portl and	50 43
								313	H	Portl and	67 57	325	H	Cal St. Fullerton	69 73
								329	A	III. -Chi cago	45 36				
LAST 12 Di vi si on I GAMES:															
72	H	Saint Mary's (CA)	51 72	131	A	San Franci sco	47 64	190	A	Paci fi c	37 55	246	H	Pepperdi ne	54 50
134	A	Loyol a Marymount	45 64	190	A	Paci fi c	37 55	246	H	Pepperdi ne	54 50	188	H	San Di ego	59 50
190	H	Paci fi c	57 55	246	H	Pepperdi ne	54 50	40	A	Gonzaga	44 71	131	H	San Franci sco	54 58
313	H	Portl and	67 57	40	A	Gonzaga	44 71								
188	A	San Di ego	40 51												
140	H	BYU	34 55												

Non-Di v I Games: Menlo 104 61

Santa Clara

Average RPI Win:	335	WON-LOST	WINNING	LAST 10	STRENGTH OF	OPP. STRENGTH	TEAM	ADJ.	CONF.	ADJ CONF.
Average RPI Loss:	212	RECORD	PCT. RANK	GAMES	SCHEDULE	OF SCHEDULE	RPI	RPI	RPI	RPI
DIV. I ONLY	2- 23	342	1- 8	293	319	343	343	30	30	
DIV. I NON-CONF.	1- 9	318	0- 0	261	117	311	311	30	30	

TOTALS	RPI 1-25	RPI 26-50	W-L RECORDS	RPI 51-100	RPI 101-999	RPI 201+				
2- 23	0- 1	0- 1	OVERALL	0- 1	2- 20	2- 11				
0- 8	0- 0	0- 0	HOME	0- 0	0- 8	0- 5				
2- 12	0- 1	0- 1	AWAY	0- 1	2- 9	2- 5				
0- 3	0- 0	0- 0	NEUTRAL	0- 0	0- 3	0- 1				
1- 9	0- 1	0- 1	NON-CONFERENCE	0- 1	1- 6	1- 3				
0- 0	0- 0	0- 0	HOME	0- 0	0- 0	0- 0				
1- 6	0- 1	0- 1	AWAY	0- 1	1- 3	1- 2				
0- 3	0- 0	0- 0	NEUTRAL	0- 0	0- 3	0- 1				
1- 14	0- 0	0- 0	CONFERENCE	0- 0	1- 14	1- 8				
0- 8	0- 0	0- 0	HOME	0- 0	0- 8	0- 5				
1- 6	0- 0	0- 0	AWAY	0- 0	1- 6	1- 3				
0- 0	0- 0	0- 0	NEUTRAL	0- 0	0- 0	0- 0				

RPI 1-25				RPI 26-50				RPI 51-100				RPI 101+ Team's RPI: 343			
RPI	S	Opponent	Score	RPI	S	Opponent	Score	RPI	S	Opponent	Score	RPI	S	Opponent	Score
17	A	South Carolina	38 99	33	A	Oregon St.	36 84	100	A	Jacksonville	46 74	126	A	Bethune-Cookman	54 75
												166	N	Florida	40 90
												172	H	N. C. A&T	44 69
												192	A	Norfolk St.	51 83
												192	H	Norfolk St.	58 78
												198	A	Hampton	41 88
												198	H	Hampton	53 81
												199	N	Richmond	63 100
												201	A	East Carolina	37 103
												203	A	Wisconsin	24 82
												211	N	Providence	48 78
												265	H	Howard	59 87
												266	A	Morgan St.	67 73
												266	H	Morgan St.	41 70
												274	H	UMES	56 68
												306	A	Alabama St.	61 81
												314	A	Coppin St.	57 66
												318	H	N. C. Central	61 74
												321	H	South Carolina St.	60 71
												326	A	Ga. Southern	71 67
												334	A	Delaware St.	79 93
												344	A	Florida A&M	65 47

LAST 12 Division I GAMES:															
318	H	N. C. Central	61 74	321	H	South Carolina St.	60 71								
126	A	Bethune-Cookman	54 75	344	A	Florida A&M	65 47								
198	A	Hampton	41 88	334	A	Delaware St.	79 93								
192	A	Norfolk St.	51 83	192	H	Norfolk St.	58 78								
172	H	N. C. A&T	44 69	198	H	Hampton	53 81								
266	H	Morgan St.	41 70	265	H	Howard	59 87								

Non-Div I Games: LaGrange 86 44 Allen 79 41

Savannah St.

Average RPI Win:	247	WON-LOST	WINNING	LAST 10	STRENGTH OF	OPP. STRENGTH	TEAM	ADJ.	CONF.	ADJ CONF.
Average RPI Loss:	196	RECORD	PCT. RANK	GAMES	SCHEDULE	OF SCHEDULE	RPI	RPI	RPI	RPI
DIV. I ONLY	14- 14	176	6- 4	272	294	222	222	31	31	
DIV. I NON-CONF.	6- 9	214	0- 0	179	203	213	213	31	31	

TOTALS	RPI 1-25	RPI 26-50	W-L RECORDS	RPI 51-100	RPI 101-999	RPI 201+				
14- 14	0- 0	0- 1	OVERALL	0- 1	14- 12	10- 8				
7- 7	0- 0	0- 0	HOME	0- 1	7- 6	5- 3				
7- 7	0- 0	0- 1	AWAY	0- 0	7- 6	5- 5				
0- 0	0- 0	0- 0	NEUTRAL	0- 0	0- 0	0- 0				
6- 9	0- 0	0- 1	NON-CONFERENCE	0- 1	6- 7	2- 3				
2- 6	0- 0	0- 0	HOME	0- 1	2- 5	0- 2				
4- 3	0- 0	0- 1	AWAY	0- 0	4- 2	2- 1				
0- 0	0- 0	0- 0	NEUTRAL	0- 0	0- 0	0- 0				
8- 5	0- 0	0- 0	CONFERENCE	0- 0	8- 5	8- 5				
5- 1	0- 0	0- 0	HOME	0- 0	5- 1	5- 1				
3- 4	0- 0	0- 0	AWAY	0- 0	3- 4	3- 4				
0- 0	0- 0	0- 0	NEUTRAL	0- 0	0- 0	0- 0				

RPI	S	Opponent	Score	RPI	S	Opponent	Score	RPI	S	Opponent	Score	RPI	S	Opponent	Score	Team's RPI: 222
39	A	Cal i forni a	67 87	58	H	UC Davi s	53 79	130	H	Portland St.	91 77	148	A	Idaho	68 60	
								150	H	Idaho St.	69 74	181	H	UC Irvine	79 84	
								188	H	San Di ego	80 73	190	H	Paci fic	73 85	
								191	A	UC Santa Barbara	77 71	196	A	Washington	76 84	
								206	A	CSU Bakersfi el d	68 75	206	H	CSU Bakersfi el d	64 56	
								208	H	Nevada	65 74	213	A	CSUN	62 67	
								219	A	New Mexico St.	53 64	219	H	New Mexico St.	69 59	
								240	A	Montana	78 64	246	A	Pepperdi ne	65 62	
								250	H	Hawai i	58 73	263	A	Grand Canyon	63 74	
								263	H	Grand Canyon	57 64	284	A	UMKC	62 58	
								284	H	UMKC	66 62	311	A	UTRGV	67 69	
								311	H	UTRGV	64 56	323	A	Utah Valley	77 75	
								345	A	Chi cago St.	63 56	345	H	Chi cago St.	72 60	
LAST 12 Di vi si on I GAMES:																
206	H	CSU Bakersfi el d	64 56	323	A	Utah Valley	77 75	206	A	CSU Bakersfi el d	68 75					
263	H	Grand Canyon	57 64	311	H	UTRGV	64 56	219	H	New Mexico St.	69 59					
219	A	New Mexico St.	53 64	284	A	UMKC	62 58	345	H	Chi cago St.	72 60					
311	A	UTRGV	67 69	345	A	Chi cago St.	63 56									
284	H	UMKC	66 62													

Non-Di v I Games:

Seattle U

■ Loss,
 ■ Non-Conf,
 ■ S Site,
 ■ Home
 ■ A Away
 N Neutral

Average RPI Win:	196	WON-LOST	WINNING	LAST 10	STRENGTH OF	OPP. STRENGTH	TEAM	ADJ.	CONF.	ADJ CONF.
Average RPI Loss:	46	RECORD	PCT. RANK	GAMES	SCHEDULE	OF SCHEDULE	RPI	RPI	RPI	RPI
DIV. I ONLY	15- 14	172	4- 6	86	72	125	125	6	6	
DIV. I NON-CONF.	8- 3	65	0- 0	141	200	97	97	6	6	

TOTALS	RPI 1-25	RPI 26-50	W-L RECORDS	RPI 51-100	RPI 101-999	RPI 201+				
15- 14	0- 5	0- 6	OVERALL	1- 1	14- 2	8- 0				
11- 6	0- 3	0- 3	HOME	1- 0	10- 0	6- 0				
4- 8	0- 2	0- 3	AWAY	0- 1	4- 2	2- 0				
0- 0	0- 0	0- 0	NEUTRAL	0- 0	0- 0	0- 0				
8- 3	0- 1	0- 2	NON-CONFERENCE	0- 0	8- 0	4- 0				
6- 2	0- 1	0- 1	HOME	0- 0	6- 0	4- 0				
2- 1	0- 0	0- 1	AWAY	0- 0	2- 0	0- 0				
0- 0	0- 0	0- 0	NEUTRAL	0- 0	0- 0	0- 0				
7- 11	0- 4	0- 4	CONFERENCE	1- 1	6- 2	4- 0				
5- 4	0- 2	0- 2	HOME	1- 0	4- 0	2- 0				
2- 7	0- 2	0- 2	AWAY	0- 1	2- 2	2- 0				
0- 0	0- 0	0- 0	NEUTRAL	0- 0	0- 0	0- 0				

RPI 1-25				RPI 26-50				RPI 51-100				RPI 101+				Team's RPI: 125							
RPI	S	Opponent	Score	RPI	S	Opponent	Score	RPI	S	Opponent	Score	RPI	S	Opponent	Score								
10	H	UCLA	68 77	27	A	Villanova	53 59	69	A	St. John's (NY)	56 75	104	A	Wake Forest	67 57								
24	A	DePaul	66 89	27	H	Villanova	59 67	69	H	St. John's (NY)	62 57	112	A	Georgetown	52 71								
24	H	DePaul	68 72	32	H	Princeton	83 85					112	H	Georgetown	70 65								
25	A	Marquette	84 97	42	A	Rutgers	45 70					123	A	Butler	48 66								
25	H	Marquette	54 81	50	A	Creighton	64 81					123	H	Butler	75 64								
				50	H	Creighton	51 68					173	H	Marist	85 60								
																180	H	Jacksonville St.	73 54				
																200	A	Boston College	73 53				
																211	A	Providence	65 56				
																211	H	Providence	65 56				
																216	A	Xavier	62 51				
																216	H	Xavier	58 53				
																253	H	St. Francis Brooklyn	84 50				
																261	H	Rider	85 49				
																267	H	Fairfield	80 61				
																347	H	Saint Peter's	91 49				
																LAST 12 Division I GAMES:							
24	H	DePaul	68 72	216	H	Xavier	58 53																
25	H	Marquette	54 81	50	A	Creighton	64 81																
69	A	St. John's (NY)	56 75	211	A	Providence	65 56																
27	A	Villanova	53 59	69	H	St. John's (NY)	62 57																
112	A	Georgetown	52 71	112	H	Georgetown	70 65																
123	H	Butler	75 64	27	H	Villanova	59 67																

Non-Div I Games:

Seton Hall

Average RPI Win:	278	WON-LOST	WINNING	LAST 10	STRENGTH OF	OPP. STRENGTH	TEAM	ADJ.	CONF.	ADJ CONF.
Average RPI Loss:	132	RECORD	PCT. RANK	GAMES	SCHEDULE	OF SCHEDULE	RPI	RPI	RPI	RPI
DIV. I ONLY	16- 13	140	7- 3	269	262	195	195	28	28	
DIV. I NON-CONF.	5- 6	187	0- 0	138	128	156	156	25	25	

TOTALS	RPI 1-25	RPI 26-50	W-L RECORDS	RPI 51-100	RPI 101-999	RPI 201+				
16- 13	0- 0	0- 3	OVERALL	0- 4	16- 6	15- 4				
10- 4	0- 0	0- 1	HOME	0- 2	10- 1	9- 1				
6- 9	0- 0	0- 2	AWAY	0- 2	6- 5	6- 3				
0- 0	0- 0	0- 0	NEUTRAL	0- 0	0- 0	0- 0				
5- 6	0- 0	0- 1	NON-CONFERENCE	0- 4	5- 1	5- 0				
3- 2	0- 0	0- 0	HOME	0- 2	3- 0	3- 0				
2- 4	0- 0	0- 1	AWAY	0- 2	2- 1	2- 0				
0- 0	0- 0	0- 0	NEUTRAL	0- 0	0- 0	0- 0				
11- 7	0- 0	0- 2	CONFERENCE	0- 0	11- 5	10- 4				
7- 2	0- 0	0- 1	HOME	0- 0	7- 1	6- 1				
4- 5	0- 0	0- 1	AWAY	0- 0	4- 4	4- 3				
0- 0	0- 0	0- 0	NEUTRAL	0- 0	0- 0	0- 0				

RPI	S	Opponent	Score	RPI	S	Opponent	Score	RPI	S	Opponent	Score	RPI	S	Opponent	Score
41	A	Qui nni pi ac	54 68	52	H	FGCU	50 63	145	A	Hartford	62 71				
41	H	Qui nni pi ac	72 83	56	A	Harvard	67 75	173	A	Marist	54 73				
42	A	Rutgers	47 59	77	H	Al bany (NY)	63 78	173	H	Marist	58 53				
				86	A	Penn St.	72 86	228	A	Ni agara	50 65				
								228	H	Ni agara	68 73				
								237	A	Hofstra	70 60				
								248	H	St. Bonaventure	70 62				
								257	H	Sacred Heart	62 57				
								259	A	Manhattan	56 54				
								259	H	Manhattan	56 51				
								261	A	Ri der	71 67				
								265	H	Howard	72 61				
								267	A	Fai rfi eld	43 44				
								267	H	Fai rfi eld	51 40				
								279	A	Canis ius	57 65				
								279	H	Canis ius	68 59				
								282	A	Col gate	73 70				
								293	H	Monmouth	44 41				
								338	A	Iona	70 48				
								338	H	Iona	64 51				
								347	A	Saint Peter's	62 59				
								347	H	Saint Peter's	70 36				
LAST 12 Division I GAMES:															
347	H	Saint Peter's	70 36	173	A	Marist	54 73								
279	H	Canis ius	68 59	347	A	Saint Peter's	62 59								
267	A	Fai rfi eld	43 44	259	H	Manhattan	56 51								
259	A	Manhattan	56 54	267	H	Fai rfi eld	51 40								
41	H	Qui nni pi ac	72 83	338	A	Iona	70 48								
293	H	Monmouth	44 41	173	H	Marist	58 53								

Non-Div I Games:

Siena

Average RPI Win:	230	WON-LOST	WINNING	LAST 10	STRENGTH OF	OPP. STRENGTH	TEAM	ADJ.	CONF.	ADJ CONF.
Average RPI Loss:	150	RECORD	PCT. RANK	GAMES	SCHEDULE	OF SCHEDULE	RPI	RPI	RPI	RPI
DIV. I ONLY	15- 11	130	4- 6	216	236	163	163	22	22	
DIV. I NON-CONF.	6- 4	122	0- 0	65	226	78	78	23	23	

TOTALS	RPI 1-25	RPI 26-50	W-L RECORDS	RPI 51-100	RPI 101-999	RPI 201+				
15- 11	0- 1	0- 0	OVERALL	0- 2	15- 8	9- 3				
9- 5	0- 0	0- 0	HOME	0- 2	9- 3	6- 1				
6- 6	0- 1	0- 0	AWAY	0- 0	6- 5	3- 2				
0- 0	0- 0	0- 0	NEUTRAL	0- 0	0- 0	0- 0				
6- 4	0- 1	0- 0	NON-CONFERENCE	0- 2	6- 1	3- 0				
3- 2	0- 0	0- 0	HOME	0- 2	3- 0	1- 0				
3- 2	0- 1	0- 0	AWAY	0- 0	3- 1	2- 0				
0- 0	0- 0	0- 0	NEUTRAL	0- 0	0- 0	0- 0				
9- 7	0- 0	0- 0	CONFERENCE	0- 0	9- 7	6- 3				
6- 3	0- 0	0- 0	HOME	0- 0	6- 3	5- 1				
3- 4	0- 0	0- 0	AWAY	0- 0	3- 4	1- 2				
0- 0	0- 0	0- 0	NEUTRAL	0- 0	0- 0	0- 0				

RPI 1-25				RPI 26-50				RPI 51-100				RPI 101+				Team's RPI: 163
RPI	S	Opponent	Score	RPI	S	Opponent	Score	RPI	S	Opponent	Score	RPI	S	Opponent	Score	
21	A	NC State	50 71					84	H	UAB	66 78	102	H	Little Rock	35 47	
								100	H	Jacksonville	58 60	111	A	North Carolina	85 84	
												121	H	Central Ark.	64 43	
												143	A	Texas St.	63 78	
												157	A	Ole Miss	59 66	
												158	A	Louisiana	72 57	
												158	H	Louisiana	56 59	
												167	A	Troy	71 82	
												167	H	Troy	79 68	
												168	A	UT Arlington	76 63	
												174	H	Southern U.	69 65	
												205	A	Southern Miss.	78 57	
												212	H	Arkansas St.	60 75	
												223	H	New Orleans	67 45	
												235	A	Coastal Caro.	56 71	
												235	H	Coastal Caro.	68 62	
												271	A	Appalachian St.	56 57	
												271	H	Appalachian St.	54 52	
												306	A	Alabama St.	59 47	
												307	H	Georgia St.	88 52	
												326	H	Ga. Southern	79 52	
												337	A	La.-Monroe	67 60	
												337	H	La.-Monroe	72 55	

LAST 12 Division I GAMES:																
158	H	Louisiana	56 59	167	A	Troy	71 82									
337	H	La.-Monroe	72 55	337	A	La.-Monroe	67 60									
235	A	Coastal Caro.	56 71	158	A	Louisiana	72 57									
271	A	Appalachian St.	56 57	271	H	Appalachian St.	54 52									
212	H	Arkansas St.	60 75	235	H	Coastal Caro.	68 62									
102	H	Little Rock	35 47	167	H	Troy	79 68									

Non-Div I Games: Ga. Southwestern 73 42

South Ala.

Average RPI Win:	134	WON-LOST	WINNING	LAST 10	STRENGTH OF	OPP. STRENGTH	TEAM	ADJ.	CONF.	ADJ CONF.
Average RPI Loss:	7	RECORD	PCT. RANK	GAMES	SCHEDULE	OF SCHEDULE	RPI	RPI	RPI	RPI
DIV. I ONLY	23- 6	27	7- 3	46	3	17	17	2	2	
DIV. I NON-CONF.	11- 2	22	0- 1	171	9	47	47	2	2	

TOTALS	RPI 1-25	RPI 26-50	W-L RECORDS	RPI 51-100	RPI 101-999	RPI 201+				
23- 6	4- 6	3- 0	OVERALL	5- 0	11- 0	5- 0				
13- 2	3- 2	1- 0	HOME	2- 0	7- 0	5- 0				
8- 3	1- 3	1- 0	AWAY	2- 0	4- 0	0- 0				
2- 1	0- 1	1- 0	NEUTRAL	1- 0	0- 0	0- 0				
11- 2	2- 2	1- 0	NON-CONFERENCE	1- 0	7- 0	5- 0				
6- 1	1- 1	0- 0	HOME	0- 0	5- 0	5- 0				
3- 0	1- 0	0- 0	AWAY	0- 0	2- 0	0- 0				
2- 1	0- 1	1- 0	NEUTRAL	1- 0	0- 0	0- 0				
12- 4	2- 4	2- 0	CONFERENCE	4- 0	4- 0	0- 0				
7- 1	2- 1	1- 0	HOME	2- 0	2- 0	0- 0				
5- 3	0- 3	1- 0	AWAY	2- 0	2- 0	0- 0				
0- 0	0- 0	0- 0	NEUTRAL	0- 0	0- 0	0- 0				

RPI	S	Opponent	Score	RPI	S	Opponent	Score	RPI	S	Opponent	Score	RPI	S	Opponent	Score
1	N	Notre Dame	85 92	26	H	LSU	57 48	69	N	St. John's (NY)	76 58	138	H	Arkansas	90 42
2	H	UConn	58 83	28	A	Georgia	77 65	85	A	Alabama	79 66	144	A	Vanderbilt	95 82
3	A	Mississippi St.	53 67	42	N	Rutgers	78 68	90	A	Kentucky	81 64	157	A	Ole Miss	88 62
9	A	Tennessee	46 65					90	H	Kentucky	81 63	160	A	Clemson	66 36
9	H	Tennessee	70 86					96	H	Auburn	71 63	166	H	Florida	64 57
12	H	Duke	72 52									193	A	Temple	87 60
18	A	Missouri	74 83									272	H	Col. of Charleston	69 43
18	H	Missouri	64 54									299	H	Wofford	94 60
19	H	Texas A&M	61 59									306	H	Alabama St.	99 31
20	A	Maryland	94 86									316	H	Western Caro.	101 43
												343	H	Savannah St.	99 38

LAST 12 Division I GAMES:															
9	A	Tennessee	46 65	3	A	Mississippi St.	53 67								
26	H	LSU	57 48	2	H	UConn	58 83								
90	H	Kentucky	81 63	18	H	Missouri	64 54								
28	A	Georgia	77 65	138	H	Arkansas	90 42								
166	H	Florida	64 57	90	A	Kentucky	81 64								
85	A	Alabama	79 66	144	A	Vanderbilt	95 82								

Non-Div I Games:

South Carolina

Average RPI Win:	306	WON-LOST	WINNING	LAST 10	STRENGTH OF	OPP. STRENGTH	TEAM	ADJ.	CONF.	ADJ CONF.
Average RPI Loss:	218	RECORD	PCT. RANK	GAMES	SCHEDULE	OF SCHEDULE	RPI	RPI	RPI	RPI
DIV. I ONLY	8- 17	269	4- 6	346	300	321	321	30	30	
DIV. I NON-CONF.	3- 7	254	0- 0	343	161	312	312	30	30	

TOTALS	RPI 1-25	RPI 26-50	W-L RECORDS	RPI 51-100	RPI 101-999	RPI 201+				
8- 17	0- 0	0- 0	OVERALL	0- 2	8- 15	7- 8				
4- 5	0- 0	0- 0	HOME	0- 0	4- 5	3- 3				
4- 12	0- 0	0- 0	AWAY	0- 0	4- 1	4- 1				
0- 0	0- 0	0- 0	NEUTRAL	0- 0	0- 0	0- 0				
3- 7	0- 0	0- 0	NON-CONFERENCE	0- 2	3- 5	3- 3				
1- 1	0- 0	0- 0	HOME	0- 0	1- 1	1- 1				
2- 6	0- 0	0- 0	AWAY	0- 2	2- 4	2- 2				
0- 0	0- 0	0- 0	NEUTRAL	0- 0	0- 0	0- 0				
5- 10	0- 0	0- 0	CONFERENCE	0- 0	5- 10	4- 5				
3- 4	0- 0	0- 0	HOME	0- 0	3- 4	2- 2				
2- 6	0- 0	0- 0	AWAY	0- 0	2- 6	2- 3				
0- 0	0- 0	0- 0	NEUTRAL	0- 0	0- 0	0- 0				

RPI 1-25				RPI 26-50				RPI 51-100				RPI 101+				Team's RPI: 321
RPI	S	Opponent	Score	RPI	S	Opponent	Score	RPI	S	Opponent	Score	RPI	S	Opponent	Score	
								53	A	Mercer	53 74	126	A	Bethune-Cookman	50 68	
								62	A	Georgia Tech	40 86	153	A	Charlotte	49 64	
												160	A	Clemson	48 56	
												172	H	N. C. A&T	54 74	
												192	A	Norfolk St.	49 63	
												192	H	Norfolk St.	67 71	
												198	A	Hampton	42 60	
												198	H	Hampton	78 70	
												265	H	Howard	58 68	
												266	A	Morgan St.	55 65	
												274	H	UMES	54 51	
												281	A	Old Dominion	35 52	
												295	A	USC Upstate	44 63	
												314	A	Coppin St.	39 56	
												314	H	Coppin St.	67 65	
												316	H	Western Caro.	75 45	
												318	H	N. C. Central	63 81	
												322	A	Charleston So.	60 58	
												326	H	Ga. Southern	58 61	
												334	A	Delaware St.	44 58	
												340	A	Winthrop	65 37	
												343	A	Savannah St.	71 60	
												344	A	Florida A&M	82 49	

LAST 12 Division I GAMES:																
				344	A	Florida A&M	82 49			343	A	Savannah St.	71 60			
				318	H	N. C. Central	63 81			266	A	Morgan St.	55 65			
				192	A	Norfolk St.	49 63			314	A	Coppin St.	39 56			
				198	A	Hampton	42 60			198	H	Hampton	78 70			
				172	H	N. C. A&T	54 74			192	H	Norfolk St.	67 71			
				314	H	Coppin St.	67 65			274	H	UMES	54 51			

Non-Div I Games: Johnson & Wales (NC) 36 40 Columbia Int'l 82 38

South Carolina St.

Average RPI Win:	194	WON-LOST	WINNING	LAST 10	STRENGTH OF	OPP. STRENGTH	TEAM	ADJ.	CONF.	ADJ CONF.
Average RPI Loss:	98	RECORD	PCT. RANK	GAMES	SCHEDULE	OF SCHEDULE	RPI	RPI	RPI	RPI
DIV. I ONLY	21- 5	21	9- 0	157	120	59	59	12	12	
DIV. I NON-CONF.	7- 5	132	0- 0	197	56	134	134	16	16	

TOTALS	RPI 1-25	RPI 26-50	W-L RECORDS	RPI 51-100	RPI 101-999	RPI 201+				
21- 5	0- 1	3- 0	OVERALL	2- 1	16- 3	10- 1				
11- 1	0- 0	2- 0	HOME	1- 0	8- 1	5- 1				
9- 2	0- 0	1- 0	AWAY	1- 0	7- 2	4- 0				
1- 2	0- 1	0- 0	NEUTRAL	0- 1	1- 0	1- 0				
7- 5	0- 1	1- 0	NON-CONFERENCE	0- 1	6- 3	4- 1				
4- 1	0- 0	1- 0	HOME	0- 0	3- 1	2- 1				
2- 2	0- 0	0- 0	AWAY	0- 0	2- 2	1- 0				
1- 2	0- 1	0- 0	NEUTRAL	0- 1	1- 0	1- 0				
14- 0	0- 0	2- 0	CONFERENCE	2- 0	10- 0	6- 0				
7- 0	0- 0	1- 0	HOME	1- 0	5- 0	3- 0				
7- 0	0- 0	1- 0	AWAY	1- 0	5- 0	3- 0				
0- 0	0- 0	0- 0	NEUTRAL	0- 0	0- 0	0- 0				

RPI 1-25				RPI 26-50				RPI 51-100				RPI 101+			
RPI	S	Opponent	Score	RPI	S	Opponent	Score	RPI	S	Opponent	Score	RPI	S	Opponent	Score
9	N	Tennessee	49 69	34	A	South Dakota St.	67 61	51	N	Oklahoma St.	68 76	109	A	Iowa St.	76 81
				34	H	South Dakota St.	80 75	99	A	Western Ill.	82 58	110	A	SFA	55 77
				50	H	Creighton	73 68	99	H	Western Ill.	92 81	133	A	Wichita St.	62 48
												171	A	Denver	82 60
												171	H	Denver	79 51
												179	A	Oral Roberts	73 68
												179	H	Oral Roberts	72 55
												183	H	North Dakota	76 71
												206	H	CSU Bakersfield	66 50
												209	H	Tulsa	61 64
												238	A	Omaha	72 50
												238	H	Omaha	70 46
												247	H	UC Riverside	75 66
												258	N	Indiana St.	71 59
												288	A	North Dakota St.	82 67
												288	H	North Dakota St.	80 54
												315	A	Incarnate Word	81 51
												327	A	Fort Wayne	79 60
												327	H	Fort Wayne	85 43
LAST 12 Division I GAMES:															
				34	H	South Dakota St.	80 75	171	A	Denver	82 60				
				179	H	Oral Roberts	72 55	34	A	South Dakota St.	67 61				
				238	A	Omaha	72 50	238	H	Omaha	70 46				
				327	A	Fort Wayne	79 60	179	A	Oral Roberts	73 68				
				288	H	North Dakota St.	80 54	327	H	Fort Wayne	85 43				
				99	H	Western Ill.	92 81	99	A	Western Ill.	82 58				

Non-Div I Games: Mt. Marty 87 25 Doane 96 54 Bellevue 89 32

South Dakota

Average RPI Win:	181	WON-LOST	WINNING	LAST 10	STRENGTH OF	OPP. STRENGTH	TEAM	ADJ.	CONF.	ADJ CONF.
Average RPI Loss:	41	RECORD	PCT. RANK	GAMES	SCHEDULE	OF SCHEDULE	RPI	RPI	RPI	RPI
DIV. I ONLY	22- 6	38	8- 2	74	109	34	34	12	12	
DIV. I NON-CONF.	10- 4	73	0- 0	31	19	28	28	16	16	
TOTALS	RPI 1-25	RPI 26-50	W-L RECORDS	RPI 51-100	RPI 101-999	RPI 201+				
22- 6	1- 2	1- 1	OVERALL	3- 3	17- 0	8- 0				
12- 2	0- 1	1- 0	HOME	1- 1	10- 0	5- 0				
8- 4	0- 1	0- 1	AWAY	2- 2	6- 0	3- 0				
2- 0	1- 0	0- 0	NEUTRAL	0- 0	1- 0	0- 0				
10- 4	1- 2	1- 1	NON-CONFERENCE	1- 1	7- 0	2- 0				
6- 1	0- 1	1- 0	HOME	0- 0	5- 0	2- 0				
2- 3	0- 1	0- 1	AWAY	1- 1	1- 0	0- 0				
2- 0	1- 0	0- 0	NEUTRAL	0- 0	1- 0	0- 0				
12- 2	0- 0	0- 0	CONFERENCE	2- 2	10- 0	6- 0				
6- 1	0- 0	0- 0	HOME	1- 1	5- 0	3- 0				
6- 1	0- 0	0- 0	AWAY	1- 1	5- 0	3- 0				
0- 0	0- 0	0- 0	NEUTRAL	0- 0	0- 0	0- 0				

RPI 1-25				RPI 26-50				RPI 51-100				RPI 101+			
RPI	S	Opponent	Score	RPI	S	Opponent	Score	RPI	S	Opponent	Score	RPI	S	Opponent	Score
5	H	Louisville	64 68	30	H	Oklahoma	67 61	52	A	FGCU	78 87	101	A	George Washington	97 88
21	N	NC State	75 67	50	A	Creighton	65 72	59	A	South Dakota	75 80	133	H	Wichita St.	96 64
22	A	Green Bay	41 55					59	H	South Dakota	61 67	139	H	UNI	57 47
								76	A	Drake	85 78	153	N	Charlotte	71 70
								99	A	Western Ill.	70 42	171	A	Denver	69 58
								99	H	Western Ill.	84 48	171	H	Denver	95 59
												179	A	Oral Roberts	77 70
												179	H	Oral Roberts	96 72
												183	H	North Dakota	66 52
												210	H	Bowling Green	76 44
												238	A	Omaha	103 54
												238	H	Omaha	89 64
												288	A	North Dakota St.	85 64
												288	H	North Dakota St.	83 63
												327	A	Fort Wayne	77 55
												327	H	Fort Wayne	105 49
												342	H	NJIT	92 48
LAST 12 Division I GAMES:															
327	A	Fort Wayne	77 55	288	A	North Dakota St.	85 64	327	H	Fort Wayne	105 49				
59	A	South Dakota	75 80	59	H	South Dakota	61 67	59	H	South Dakota	61 67				
99	A	Western Ill.	70 42	99	H	Western Ill.	84 48	99	H	Western Ill.	84 48				
179	H	Oral Roberts	96 72	179	A	Oral Roberts	77 70	179	A	Oral Roberts	77 70				
171	H	Denver	95 59	171	A	Denver	69 58								
238	A	Omaha	103 54												

Non-Div I Games: Dakota Wesleyan 76 63

South Dakota St.

Average RPI Win: 138		WON-LOST RECORD		WINNING PCT. RANK		LAST 10 GAMES		STRENGTH OF SCHEDULE		OPP. STRENGTH OF SCHEDULE		TEAM RPI		ADJ. RPI		CONF. RPI		ADJ CONF. RPI	
Average RPI Loss: 38																			
DIV. I ONLY		24- 6		22		9- 1		38		28		13		13		8		8	
DIV. I NON-CONF.		11- 3		45		1- 0		55		4		23		23		7		7	

TOTALS		RPI 1-25		RPI 26-50		W-L RECORDS		RPI 51-100		RPI 101-999		RPI 201+							
24- 6		1- 3		4- 1		OVERALL		2- 1		17- 1		5- 0							
13- 1		1- 1		2- 0		HOME		1- 0		9- 0		3- 0							
8- 3		0- 1		1- 1		AWAY		0- 0		7- 1		2- 0							
3- 2		0- 1		1- 0		NEUTRAL		1- 1		1- 0		0- 0							
11- 3		1- 1		2- 1		NON-CONFERENCE		1- 1		7- 0		3- 0							
6- 0		1- 0		1- 0		HOME		0- 0		4- 0		2- 0							
2- 1		0- 0		0- 1		AWAY		0- 0		2- 0		1- 0							
3- 2		0- 1		1- 0		NEUTRAL		1- 1		1- 0		0- 0							
13- 3		0- 2		2- 0		CONFERENCE		1- 0		10- 1		2- 0							
7- 1		0- 1		1- 0		HOME		1- 0		5- 0		1- 0							
6- 2		0- 1		1- 0		AWAY		0- 0		5- 1		1- 0							
0- 0		0- 0		0- 0		NEUTRAL		0- 0		0- 0		0- 0							

RPI	S	Opponent	Score	RPI	S	Opponent	Score	RPI	S	Opponent	Score	RPI	S	Opponent	Score
1	N	Notre Dame	66 76	26	H	LSU	61 55	61	N	Michigan St.	73 83	101	A	George Washington	83 78
2	A	UConn	53 82	30	A	Oklahoma	74 79	69	N	St. John's (NY)	68 59	107	N	Washington St.	82 45
2	H	UConn	49 100	31	N	Dayton	93 87	70	H	Houston	81 65	118	A	Cincinnati	69 46
6	H	Ohio St.	84 65	44	A	UCF	77 68					118	H	Cincinnati	84 65
				44	H	UCF	62 45					123	H	Butler	71 55

LAST 12 Division I GAMES:															
2	A	UConn	53 82	201	H	East Carolina	88 47	174	H	Southern U.	108 48	189	A	Memphis	81 62
118	H	Cincinnati	84 65	127	A	Tulane	63 53	193	A	Temple	89 73	193	H	Temple	76 60
70	H	Houston	81 65	209	A	Tulsa	71 57	201	H	East Carolina	88 47	207	H	SMU	64 54
44	A	UCF	77 68	193	H	Temple	76 60	209	A	Tulsa	71 57	212	H	Arkansas St.	98 55
207	H	SMU	64 54	133	A	Wichita St.	56 64	308	H	Houston Baptist	90 43	309	A	FIU	82 52
6	H	Ohio St.	84 65	189	A	Memphis	81 62								

Non-Div I Games:

South Fla.

Average RPI Win:	285	WON-LOST	WINNING	LAST 10	STRENGTH OF	OPP. STRENGTH	TEAM	ADJ.	CONF.	ADJ CONF.
Average RPI Loss:	144	RECORD	PCT. RANK	GAMES	SCHEDULE	OF SCHEDULE	RPI	RPI	RPI	RPI

DIV. I ONLY	12- 17	222	4- 6	191	292	225	225	25	25
DIV. I NON-CONF.	3- 7	254	0- 0	53	216	191	191	27	27
TOTALS	RPI 1-25	RPI 26-50	W-L RECORDS	RPI 51-100	RPI 101-999	RPI 201+			
12- 17	0- 1	0- 1	OVERALL	0- 2	12- 13	10- 2			
7- 5	0- 0	0- 0	HOME	0- 1	7- 4	6- 1			
4- 11	0- 0	0- 0	AWAY	0- 0	4- 1	4- 0			
1- 1	0- 0	0- 0	NEUTRAL	0- 0	1- 1	0- 0			
3- 7	0- 1	0- 1	NON-CONFERENCE	0- 1	3- 4	2- 0			
2- 1	0- 0	0- 0	HOME	0- 0	2- 1	2- 0			
0- 6	0- 1	0- 1	AWAY	0- 1	0- 3	0- 0			
1- 0	0- 0	0- 0	NEUTRAL	0- 0	1- 0	0- 0			
9- 10	0- 0	0- 0	CONFERENCE	0- 1	9- 9	8- 2			
5- 4	0- 0	0- 0	HOME	0- 1	5- 3	4- 1			
4- 5	0- 0	0- 0	AWAY	0- 0	4- 5	4- 1			
0- 1	0- 0	0- 0	NEUTRAL	0- 0	0- 1	0- 0			

RPI S Opponent Score	RPI S Opponent Score	RPI S Opponent Score	RPI S Opponent Score
5 A Louisville 40 80	36 A Ball St. 56 69	66 H Belmont 57 67	105 A George Mason 38 57
		99 A Western Ill. 59 87	115 N Saint Francis (PA) 82 50
			118 A Cincinnati 52 65
			156 H Southern Ill. 74 79
			162 A SIUE 57 65
			162 H SIUE 72 62
			164 A UT Martin 65 72
			164 H UT Martin 68 69
			164 N UT Martin 60 63
			169 A Kansas 50 51
			180 A Jacksonville St. 48 55
			186 A Morehead St. 58 60
			186 H Morehead St. 56 59
			242 A Austin Peay 65 66
			242 H Austin Peay 50 61
			260 H Bradley 57 53
			289 A Murray St. 85 74
			289 H Murray St. 80 70
			310 A Tennessee Tech 70 66
			312 A Eastern Ky. 66 52
			312 H Eastern Ky. 69 55
			330 H Tennessee St. 71 66
			346 A Eastern Ill. 77 54
			346 H Eastern Ill. 51 48
			349 H Evansville 74 65
LAST 12 Division I GAMES:			
164 N UT Martin 60 63	186 A Morehead St. 58 60		
164 H UT Martin 68 69	242 H Austin Peay 50 61		
312 A Eastern Ky. 66 52	289 H Murray St. 80 70		
162 H SIUE 72 62	180 A Jacksonville St. 48 55		
346 H Eastern Ill. 51 48	310 A Tennessee Tech 70 66		
164 A UT Martin 65 72	346 A Eastern Ill. 77 54		

Non-Div I Games: Evangel 72 60 Missouri Valley 69 34

Average RPI Win:	251	WON-LOST	WINNING	LAST 10	STRENGTH OF	OPP. STRENGTH	TEAM	ADJ.	CONF.	ADJ CONF.
Average RPI Loss:	192	RECORD	PCT. RANK	GAMES	SCHEDULE	OF SCHEDULE	RPI	RPI	RPI	RPI
DIV. I ONLY	8- 20	279	5- 5	267	275	290	290	27	27	
DIV. I NON-CONF.	1- 10	327	0- 0	175	207	297	297	26	26	

TOTALS	RPI 1-25	RPI 26-50	W-L RECORDS	RPI 51-100	RPI 101-999	RPI 201+				
8- 20	0- 0	0- 1	OVERALL	0- 3	8- 16	6- 11				
4- 7	0- 0	0- 0	HOME	0- 1	4- 6	3- 5				
4- 12	0- 0	0- 1	AWAY	0- 2	4- 9	3- 6				
0- 1	0- 0	0- 0	NEUTRAL	0- 0	0- 1	0- 0				
1- 10	0- 0	0- 1	NON-CONFERENCE	0- 2	1- 7	0- 4				
0- 3	0- 0	0- 0	HOME	0- 0	0- 3	0- 2				
1- 6	0- 0	0- 1	AWAY	0- 2	1- 3	0- 2				
0- 1	0- 0	0- 0	NEUTRAL	0- 0	0- 1	0- 0				
7- 10	0- 0	0- 0	CONFERENCE	0- 1	7- 9	6- 7				
4- 4	0- 0	0- 0	HOME	0- 1	4- 3	3- 3				
3- 6	0- 0	0- 0	AWAY	0- 0	3- 6	3- 4				
0- 0	0- 0	0- 0	NEUTRAL	0- 0	0- 0	0- 0				

RPI	S	Opponent	Score	RPI	S	Opponent	Score	RPI	S	Opponent	Score	RPI	S	Opponent	Score	Team's RPI: 290
26	A	LSU	56 84	78	A	TCU	62 112	110	A	SFA	67 79	118	A	Cincinnati	43 82	
				94	H	Lamar University	58 75	121	A	Central Ark.	47 63	121	H	Central Ark.	78 70	
				96	A	Auburn	46 80	126	A	Bethune-Cookman	60 58	158	H	Louisiana	56 68	
								159	N	Kent St.	60 81	220	A	Akron	54 66	
								223	A	New Orleans	73 82	223	H	New Orleans	71 74	
								227	A	Grambling	52 61	230	A	Nicholls St.	66 57	
								236	A	A&M-Corpus Christi	52 56	239	A	Abilene Christian	80 86	
								239	H	Abilene Christian	78 76	280	A	McNeese	47 69	
								280	H	McNeese	65 77	297	H	Alcorn	77 84	
								308	A	Houston Baptist	76 61	315	H	Incarinate Word	65 54	
								317	H	Alabama A&M	74 76	335	H	Sam Houston St.	52 57	
								336	A	Northwestern St.	64 54	336	H	Northwestern St.	71 65	
LAST 12 Division I GAMES:																
223	H	New Orleans	71 74	121	H	Central Ark.	78 70									
336	A	Northwestern St.	64 54	236	A	A&M-Corpus Christi	52 56									
239	H	Abilene Christian	78 76	230	A	Nicholls St.	66 57									
223	A	New Orleans	73 82	335	H	Sam Houston St.	52 57									
280	A	McNeese	47 69	336	H	Northwestern St.	71 65									
315	H	Incarinate Word	65 54	308	A	Houston Baptist	76 61									

Non-Div I Games:

Southeastern La.

Average RPI	Win:	170	WON-LOST	WINNING	LAST 10	STRENGTH OF	OPP. STRENGTH	TEAM	ADJ.	CONF.	ADJ CONF.
Average RPI	Loss:	19	RECORD	PCT. RANK	GAMES	SCHEDULE	OF SCHEDULE	RPI	RPI	RPI	RPI
DIV. I ONLY	19- 10	89	6- 4	41	68	45	45	5	5		
DIV. I NON-CONF.	10- 1	15	0- 0	185	235	44	44	3	3		

TOTALS	RPI 1-25	RPI 26-50	W-L RECORDS	RPI 51-100	RPI 101-999	RPI 201+					
19- 10	0- 7	1- 3	OVERALL	4- 0	14- 0	7- 0					
7- 5	0- 4	1- 1	HOME	2- 0	4- 0	3- 0					
9- 5	0- 3	0- 2	AWAY	1- 0	8- 0	4- 0					
3- 0	0- 0	0- 0	NEUTRAL	1- 0	2- 0	0- 0					
10- 1	0- 1	0- 0	NON-CONFERENCE	1- 0	9- 0	6- 0					
2- 1	0- 1	0- 0	HOME	0- 0	2- 0	2- 0					
5- 0	0- 0	0- 0	AWAY	0- 0	5- 0	4- 0					
3- 0	0- 0	0- 0	NEUTRAL	1- 0	2- 0	0- 0					
9- 9	0- 6	1- 3	CONFERENCE	3- 0	5- 0	1- 0					
5- 4	0- 3	1- 1	HOME	2- 0	2- 0	1- 0					
4- 5	0- 3	0- 2	AWAY	1- 0	3- 0	0- 0					
0- 0	0- 0	0- 0	NEUTRAL	0- 0	0- 0	0- 0					

RPI	S	Opponent	Score	RPI	S	Opponent	Score	Team's RPI: 45	RPI	S	Opponent	Score	RPI	S	Opponent	Score
8	A	Oregon	74 80	33	A	Oregon St.	63 69		55	N	Purdue	58 46	106	N	Middle Tenn.	72 57
8	H	Oregon	66 70	33	H	Oregon St.	65 61		57	H	Arizona St.	77 62	107	A	Washington St.	73 72
10	A	UCLA	46 59	39	A	Cal i forni a	64 76		97	A	Utah	58 47	134	A	Loyol a Marymount	80 70
10	H	UCLA	70 84	39	H	Cal i forni a	59 62		97	H	Utah	53 52	149	A	Colorado	86 51
14	A	Stanford	65 72										149	H	Colorado	65 53
14	H	Stanford	55 59										173	N	Marist	78 57
19	H	Texas A&M	74 75										196	A	Washington	72 61
LAST 12 Division I GAMES:																
149	H	Colorado	65 53	10	H	UCLA	70 84		10	A	UCLA	46 59				
97	H	Utah	53 52	196	A	Washington	72 61		107	A	Washington St.	73 72				
33	A	Oregon St.	63 69	39	H	Cal i forni a	59 62		14	H	Stanford	55 59				
8	A	Oregon	74 80													
275	H	Arizona	78 52													
57	H	Arizona St.	77 62													

Non-Div I Games:

Southern Cal i forni a

Average RPI Win: 241	WON-LOST RECORD	WINNING PCT. RANK	LAST 10 GAMES	STRENGTH OF SCHEDULE	OPP. STRENGTH OF SCHEDULE	TEAM RPI	ADJ. RPI	CONF. RPI	ADJ CONF. RPI
Average RPI Loss: 137									
DIV. I ONLY	13- 13	176	5- 5	149	256	156	156	23	23
DIV. I NON-CONF.	4- 6	214	0- 0	47	224	126	126	21	21

TOTALS	RPI 1-25	RPI 26-50	W-L RECORDS	RPI 51-100	RPI 101-999	RPI 201+			
13- 13	0- 0	0- 2	OVERALL	1- 5	12- 6	9- 3			
6- 4	0- 0	0- 1	HOME	1- 1	5- 2	3- 1			
7- 7	0- 0	0- 0	AWAY	0- 0	7- 1	6- 1			
0- 2	0- 0	0- 1	NEUTRAL	0- 1	0- 0	0- 0			
4- 6	0- 0	0- 2	NON-CONFERENCE	0- 2	4- 2	2- 0			
1- 2	0- 0	0- 1	HOME	0- 0	1- 1	0- 0			
3- 2	0- 0	0- 0	AWAY	0- 1	3- 1	2- 0			
0- 2	0- 0	0- 1	NEUTRAL	0- 1	0- 0	0- 0			
9- 7	0- 0	0- 0	CONFERENCE	1- 3	8- 4	7- 3			
5- 2	0- 0	0- 0	HOME	1- 1	4- 1	3- 1			
4- 5	0- 0	0- 0	AWAY	0- 2	4- 3	4- 2			
0- 0	0- 0	0- 0	NEUTRAL	0- 0	0- 0	0- 0			

RPI 1-25				RPI 26-50				RPI 51-100				RPI 101+				Team's RPI: 156	
RPI	S	Opponent	Score	RPI	S	Opponent	Score	RPI	S	Opponent	Score	RPI	S	Opponent	Score		
				43	H	Western Ky.	49 75	76	A	Drake	73 84	139	A	UNI	63 71		
				49	N	Miami (FL)	65 75	76	H	Drake	64 75	139	H	UNI	60 53		
								77	N	Albany (NY)	57 68	162	H	SIUE	53 57		
								84	A	UAB	66 76	164	H	UT Martin	84 72		
								92	A	Missouri St.	61 79	186	A	Morehead St.	81 85		
								92	H	Missouri St.	71 69	189	A	Memphis	68 56		
												225	A	Southeast Mo. St.	79 74		
												249	A	Illinois St.	46 49		
												249	H	Illinois St.	36 39		
												258	A	Indiana St.	64 45		
												260	A	Bradley	63 62		
												260	H	Bradley	62 53		
												294	A	Valparaiso	88 86		
												294	H	Valparaiso	74 63		
												302	A	Marshall	64 59		
												304	A	Loyola Chicago	53 62		
												304	H	Loyola Chicago	62 46		
												349	A	Evansville	74 62		
LAST 12 Division I GAMES:																	
				92	A	Missouri St.	61 79	76	A	Drake	73 84						
				304	A	Loyola Chicago	53 62	92	H	Missouri St.	71 69						
				294	A	Valparaiso	88 86	294	H	Valparaiso	74 63						
				260	H	Bradley	62 53	304	H	Loyola Chicago	62 46						
				249	H	Illinois St.	36 39	249	A	Illinois St.	46 49						
				139	A	UNI	63 71	260	A	Bradley	63 62						

Non-Div I Games: Martin Methodist 60 50

Southern Ill.

Average RPI Win:	236	WON-LOST	WINNING	LAST 10	STRENGTH OF	OPP. STRENGTH	TEAM	ADJ.	CONF.	ADJ CONF.
Average RPI Loss:	144	RECORD	PCT. RANK	GAMES	SCHEDULE	OF SCHEDULE	RPI	RPI	RPI	RPI
DIV. I ONLY	12- 13	191	4- 6	238	167	205	205	18	18	
DIV. I NON-CONF.	6- 5	153	0- 0	323	130	236	236	20	20	

TOTALS	RPI 1-25	RPI 26-50	W-L RECORDS	RPI 51-100	RPI 101-999	RPI 201+				
12- 13	0- 1	0- 1	OVERALL	1- 1	11- 10	7- 3				
9- 3	0- 0	0- 0	HOME	0- 0	9- 3	6- 1				
3- 10	0- 1	0- 1	AWAY	1- 1	2- 7	1- 2				
0- 0	0- 0	0- 0	NEUTRAL	0- 0	0- 0	0- 0				
6- 5	0- 1	0- 0	NON-CONFERENCE	0- 1	6- 3	5- 0				
5- 1	0- 0	0- 0	HOME	0- 0	5- 1	4- 0				
1- 4	0- 1	0- 0	AWAY	0- 1	1- 2	1- 0				
0- 0	0- 0	0- 0	NEUTRAL	0- 0	0- 0	0- 0				
6- 8	0- 0	0- 1	CONFERENCE	1- 0	5- 7	2- 3				
4- 2	0- 0	0- 0	HOME	0- 0	4- 2	2- 1				
2- 6	0- 0	0- 1	AWAY	1- 0	1- 5	0- 2				
0- 0	0- 0	0- 0	NEUTRAL	0- 0	0- 0	0- 0				

RPI 1-25				RPI 26-50				RPI 51-100				RPI 101+				Team's RPI: 205
RPI	S	Opponent	Score	RPI	S	Opponent	Score	RPI	S	Opponent	Score	RPI	S	Opponent	Score	
3	A	Mississippi St.	56 91	43	A	Western Ky.	60 81	62	A	Georgia Tech	44 63	103	A	Rice	56 62	
								84	A	UAB	80 63	106	A	Middle Tenn.	61 53	
												127	H	Tulane	66 58	
												136	A	Louisiana Tech	57 89	
												136	H	Louisiana Tech	65 50	
												153	A	Charlotte	56 66	
												153	H	Charlotte	79 85	
												157	A	Ole Miss	59 68	
												163	H	South Ala.	57 78	
												170	A	Samford	56 61	
												194	H	UTEP	60 53	
												221	A	North Texas	62 71	
												229	A	Fla. Atlantic	74 89	
												269	H	UTSA	83 60	
												281	H	Old Dominion	55 74	
												297	H	Alcorn	72 67	
												302	H	Marshall	70 61	
												306	H	Alabama St.	72 35	
												335	H	Sam Houston St.	58 38	
												336	A	Northwestern St.	71 59	
												338	H	Mississippi Val.	84 69	

LAST 12 Division I GAMES:																
194	H	UTEP	60 53	103	A	Rice	56 62									
229	A	Fla. Atlantic	74 89	269	H	UTSA	83 60									
136	A	Louisiana Tech	57 89	153	H	Charlotte	79 85									
221	A	North Texas	62 71	106	A	Middle Tenn.	61 53									
281	H	Old Dominion	55 74	84	A	UAB	80 63									
302	H	Marshall	70 61	136	H	Louisiana Tech	65 50									

Non-Div I Games: William Carey 82 44 Blue Mountain (MS) 96 46

Southern Miss.

Average RPI Win:	306	WON-LOST	WINNING	LAST 10	STRENGTH OF	OPP. STRENGTH	TEAM	ADJ.	CONF.	ADJ CONF.
Average RPI Loss:	142	RECORD	PCT. RANK	GAMES	SCHEDULE	OF SCHEDULE	RPI	RPI	RPI	RPI
DIV. I ONLY	13- 11	149	8- 2	295	320	174	174	32	32	
DIV. I NON-CONF.	0- 8	337	0- 0	45	11	271	271	32	32	

TOTALS	RPI 1-25	RPI 26-50	W-L RECORDS	RPI 51-100	RPI 101-999	RPI 201+				
13- 11	0- 1	0- 0	OVERALL	0- 4	13- 6	13- 4				
7- 0	0- 0	0- 0	HOME	0- 0	7- 0	7- 0				
6- 10	0- 1	0- 0	AWAY	0- 3	6- 6	6- 4				
0- 1	0- 0	0- 0	NEUTRAL	0- 1	0- 0	0- 0				
0- 8	0- 1	0- 0	NON-CONFERENCE	0- 4	0- 3	0- 1				
0- 0	0- 0	0- 0	HOME	0- 0	0- 0	0- 0				
0- 7	0- 1	0- 0	AWAY	0- 3	0- 3	0- 1				
0- 1	0- 0	0- 0	NEUTRAL	0- 1	0- 0	0- 0				
13- 3	0- 0	0- 0	CONFERENCE	0- 0	13- 3	13- 3				
7- 0	0- 0	0- 0	HOME	0- 0	7- 0	7- 0				
6- 3	0- 0	0- 0	AWAY	0- 0	6- 3	6- 3				
0- 0	0- 0	0- 0	NEUTRAL	0- 0	0- 0	0- 0				

RPI 1-25				RPI 26-50				RPI 51-100				RPI 101+				Team's RPI: 174
RPI	S	Opponent	Score	RPI	S	Opponent	Score	RPI	S	Opponent	Score	RPI	S	Opponent	Score	
13	A	South Fla.	48 108					51	A	Oklahoma St.	66 94	126	A	Bethune-Cookman	56 68	
								54	A	Indiana	49 64	163	A	South Ala.	65 69	
								67	N	Tol edo	76 81	203	A	Wi sconsi n	74 77	
								96	A	Auburn	47 65	227	A	Grambl ing	71 79	
												227	H	Grambl ing	63 44	
												234	A	Texas Southern	67 57	
												252	A	Prairie View	62 69	
												297	A	Al corn	75 55	
												297	H	Al corn	64 56	
												306	A	Al abama St.	56 58	
												306	H	Al abama St.	66 58	
												317	A	Al abama A&M	58 46	
												317	H	Al abama A&M	77 62	
												320	A	Jackson St.	68 58	
												320	H	Jackson St.	86 76	
												331	A	Ark. -Pi ne Bl uff	71 52	
												331	H	Ark. -Pi ne Bl uff	59 46	
												338	A	Mi ssi ssi ppi Val .	70 54	
												338	H	Mi ssi ssi ppi Val .	66 58	

LAST 12 Division I GAMES:																
297	A	Al corn	75 55	227	A	Grambl ing	71 79									
317	A	Al abama A&M	58 46	297	H	Al corn	64 56									
306	A	Al abama St.	56 58	317	H	Al abama A&M	77 62									
338	H	Mi ssi ssi ppi Val .	66 58	306	H	Al abama St.	66 58									
331	H	Ark. -Pi ne Bl uff	59 46	338	A	Mi ssi ssi ppi Val .	70 54									
320	A	Jackson St.	68 58	331	A	Ark. -Pi ne Bl uff	71 52									

Non-Div I Games:

Mobile

86 54

Southern U.

Average RPI	Win:	253	WON-LOST	WINNING	LAST 10	STRENGTH OF	OPP. STRENGTH	TEAM	ADJ.	CONF.	ADJ CONF.
Average RPI	Loss:	181	RECORD	PCT. RANK	GAMES	SCHEDULE	OF SCHEDULE	RPI	RPI	RPI	RPI
DIV. I ONLY	3- 25	336	0- 10	181	266	328	328	19	19		
DIV. I NON-CONF.	1- 10	327	0- 0	148	325	322	322	13	13		

TOTALS	RPI 1-25	RPI 26-50	W-L RECORDS	RPI 51-100	RPI 101-999	RPI 201+					
3- 25	0- 1	0- 1	OVERALL	0- 1	3- 22	2- 10					
2- 11	0- 0	0- 1	HOME	0- 1	2- 9	1- 4					
1- 14	0- 1	0- 0	AWAY	0- 0	1- 13	1- 6					
0- 0	0- 0	0- 0	NEUTRAL	0- 0	0- 0	0- 0					
1- 10	0- 1	0- 0	NON-CONFERENCE	0- 1	1- 8	1- 4					
1- 4	0- 0	0- 0	HOME	0- 1	1- 3	1- 1					
0- 6	0- 1	0- 0	AWAY	0- 0	0- 5	0- 3					
0- 0	0- 0	0- 0	NEUTRAL	0- 0	0- 0	0- 0					
2- 15	0- 0	0- 1	CONFERENCE	0- 0	2- 14	1- 6					
1- 7	0- 0	0- 1	HOME	0- 0	1- 6	0- 3					
1- 8	0- 0	0- 0	AWAY	0- 0	1- 8	1- 3					
0- 0	0- 0	0- 0	NEUTRAL	0- 0	0- 0	0- 0					

RPI	S	Opponent	Score	RPI	S	Opponent	Score	RPI	S	Opponent	Score	RPI	S	Opponent	Score	Team's RPI: 328
8	A	Oregon	38 98	37	H	Northern Colo.	54 60	58	H	UC Davis	59 85	130	A	Portland St.	66 70	
												140	A	BYU	67 75	
												142	A	Eastern Wash.	41 58	
												142	H	Eastern Wash.	49 70	
												148	A	Idaho	51 74	
												150	A	Idaho St.	39 66	
												150	H	Idaho St.	76 70	
												151	A	Weber St.	50 65	
												151	H	Weber St.	64 77	
												152	H	Binghamton	66 72	
												181	H	UC Irvine	64 71	
												183	H	North Dakota	53 68	
												188	A	San Diego	59 72	
												206	H	CSU Bakersfield	45 46	
												215	A	Montana St.	71 91	
												215	H	Montana St.	57 63	
												240	A	Montana	71 81	
												240	H	Montana	65 74	
												263	A	Grand Canyon	54 59	
												275	A	Arizona	74 76	
												278	A	Sacramento St.	77 79	
												303	H	Utah St.	70 67	
												305	A	Northern Ariz.	60 57	
												305	H	Northern Ariz.	55 72	
												323	A	Utah Valley	61 69	
LAST 12 Division I GAMES:																
142	H	Eastern Wash.	49 70	150	A	Idaho St.	39 66									
278	A	Sacramento St.	77 79	151	A	Weber St.	50 65									
130	A	Portland St.	66 70	215	H	Montana St.	57 63									
37	H	Northern Colo.	54 60	240	H	Montana	65 74									
183	H	North Dakota	53 68	142	A	Eastern Wash.	41 58									
305	H	Northern Ariz.	55 72	148	A	Idaho	51 74									

Non-Div I Games:

Southern Utah

Average RPI Win:	235	WON-LOST	WINNING	LAST 10	STRENGTH OF	OPP. STRENGTH	TEAM	ADJ.	CONF.	ADJ CONF.
Average RPI Loss:	133	RECORD	PCT. RANK	GAMES	SCHEDULE	OF SCHEDULE	RPI	RPI	RPI	RPI
DIV. I ONLY	8- 22	291	1- 9	108	188	248	248	13	13	
DIV. I NON-CONF.	5- 8	220	0- 0	98	211	194	194	10	10	

TOTALS	RPI 1-25	RPI 26-50	W-L RECORDS	RPI 51-100	RPI 101-999	RPI 201+				
8- 22	0- 1	0- 1	OVERALL	2- 6	6- 14	6- 4				
5- 9	0- 1	0- 0	HOME	1- 2	4- 6	4- 0				
2- 13	0- 0	0- 1	AWAY	1- 4	1- 8	1- 4				
1- 0	0- 0	0- 0	NEUTRAL	0- 0	1- 0	1- 0				
5- 8	0- 1	0- 0	NON-CONFERENCE	2- 3	3- 4	3- 2				
3- 3	0- 1	0- 0	HOME	1- 1	2- 1	2- 0				
1- 5	0- 0	0- 0	AWAY	1- 2	0- 3	0- 2				
1- 0	0- 0	0- 0	NEUTRAL	0- 0	1- 0	1- 0				
3- 14	0- 0	0- 1	CONFERENCE	0- 3	3- 10	3- 2				
2- 6	0- 0	0- 0	HOME	0- 1	2- 5	2- 0				
1- 8	0- 0	0- 1	AWAY	0- 2	1- 5	1- 2				
0- 0	0- 0	0- 0	NEUTRAL	0- 0	0- 0	0- 0				

RPI 1-25				RPI 26-50				RPI 51-100				RPI 101+ Team's RPI: 248			
RPI	S	Opponent	Score	RPI	S	Opponent	Score	RPI	S	Opponent	Score	RPI	S	Opponent	Score
16	H	Buffalo	59 76	31	A	Dayton	59 80	67	H	Toledo	39 58	101	H	George Washington	56 63
								71	A	Duquesne	59 73	105	A	George Mason	63 78
								71	H	Duquesne	73 76	105	A	George Mason	79 89
								77	A	Albany (NY)	52 69	105	H	George Mason	63 76
								79	A	Fordham	48 72	117	H	Delaware	52 53
								81	A	Navy	48 86	124	A	Saint Louis	55 78
								86	H	Penn St.	65 62	146	H	Saint Joseph's	64 70
								88	A	Bucknell	59 48	185	H	Davidson	68 75
												195	A	Siena	62 70
												199	H	Richmond	57 79
												214	H	Eastern Mich.	70 51
												228	H	Niagara	76 58
												237	A	Hofstra	68 71
												243	A	La Salle	63 66
												276	H	Massachusetts	69 59
												279	A	Canisius	69 71
												285	A	VCU	75 77
												324	N	UMBC	63 54
												332	A	Rhode Island	77 72
												332	H	Rhode Island	81 70

LAST 12 Division I GAMES:															
105	A	George Mason	79 89	101	H	George Washington	56 63								
71	H	Duquesne	73 76	105	H	George Mason	63 76								
332	A	Rhode Island	77 72	71	A	Duquesne	59 73								
105	A	George Mason	63 78	79	A	Fordham	48 72								
199	H	Richmond	57 79	185	H	Davidson	68 75								
285	A	VCU	75 77	332	H	Rhode Island	81 70								

Non-Div I Games:

St. Bonaventure

Average RPI Win: 270		WON-LOST RECORD	WINNING PCT. RANK	LAST 10 GAMES	STRENGTH OF SCHEDULE	OPP. STRENGTH OF SCHEDULE	TEAM RPI	ADJ. RPI	CONF. RPI	ADJ CONF. RPI
Average RPI Loss: 208										
DIV. I ONLY		12- 15	211	5- 5	303	333	253	253	29	29
DIV. I NON-CONF.		4- 7	226	0- 0	298	315	276	276	29	29
TOTALS		RPI 1-25	RPI 26-50	W-L RECORDS		RPI 51-100	RPI 101-999	RPI 201+		
12- 15	0- 0		0- 0	OVERALL		0- 1	12- 14	10- 8		
8- 3	0- 0		0- 0	HOME		0- 0	8- 3	6- 1		
4- 11	0- 0		0- 0	AWAY		0- 1	4- 10	4- 7		
0- 1	0- 0		0- 0	NEUTRAL		0- 0	0- 1	0- 0		
4- 7	0- 0		0- 0	NON-CONFERENCE		0- 1	4- 6	3- 3		
3- 1	0- 0		0- 0	HOME		0- 0	3- 1	2- 0		
1- 5	0- 0		0- 0	AWAY		0- 1	1- 4	1- 3		
0- 1	0- 0		0- 0	NEUTRAL		0- 0	0- 1	0- 0		
8- 8	0- 0		0- 0	CONFERENCE		0- 0	8- 8	7- 5		
5- 2	0- 0		0- 0	HOME		0- 0	5- 2	4- 1		
3- 6	0- 0		0- 0	AWAY		0- 0	3- 6	3- 4		
0- 0	0- 0		0- 0	NEUTRAL		0- 0	0- 0	0- 0		

[illegible]

Non-Div I Games:

St. Francis Brooklyn

Loss, Non-Conf, S Site, H Home A Away N Neutral

Average RPI Win:	244	WON-LOST	WINNING	LAST 10	STRENGTH OF	OPP. STRENGTH	TEAM	ADJ.	CONF.	ADJ CONF.
Average RPI Loss:	134	RECORD	PCT. RANK	GAMES	SCHEDULE	OF SCHEDULE	RPI	RPI	RPI	RPI
DIV. I ONLY	15- 13	156	5- 5	212	216	182	182	24	24	
DIV. I NON-CONF.	7- 7	170	0- 0	125	124	153	153	22	22	

TOTALS	RPI 1-25	RPI 26-50	W-L RECORDS	RPI 51-100	RPI 101-999	RPI 201+				
15- 13	0- 2	0- 1	OVERALL	1- 5	14- 5	10- 4				
9- 3	0- 0	0- 0	HOME	1- 2	8- 1	6- 0				
4- 6	0- 2	0- 0	AWAY	0- 2	4- 2	3- 2				
2- 4	0- 0	0- 1	NEUTRAL	0- 1	2- 2	1- 2				
7- 7	0- 2	0- 1	NON-CONFERENCE	1- 1	6- 3	2- 2				
4- 1	0- 0	0- 0	HOME	1- 0	3- 1	1- 0				
1- 2	0- 2	0- 0	AWAY	0- 0	1- 0	0- 0				
2- 4	0- 0	0- 1	NEUTRAL	0- 1	2- 2	1- 2				
8- 6	0- 0	0- 0	CONFERENCE	0- 4	8- 2	8- 2				
5- 2	0- 0	0- 0	HOME	0- 2	5- 0	5- 0				
3- 4	0- 0	0- 0	AWAY	0- 2	3- 2	3- 2				
0- 0	0- 0	0- 0	NEUTRAL	0- 0	0- 0	0- 0				

RPI 1-25				RPI 26-50				RPI 51-100				RPI 101+ Team's RPI: 182			
RPI	S	Opponent	Score	RPI	S	Opponent	Score	RPI	S	Opponent	Score	RPI	S	Opponent	Score
7	A	Florida St.	39 84	43	N	Western Ky.	58 66	52	A	FGCU	40 80	143	H	Texas St.	61 54
11	A	Texas	59 95					52	H	FGCU	60 74	162	A	SIUE	65 61
								95	N	Wright St.	59 64	166	N	Florida	85 71
								98	H	Chattanooga	78 67	196	H	High Point	64 69
								100	A	Jacksonville	63 73	199	H	Richmond	72 67
								100	H	Jacksonville	54 61	211	N	Providence	45 56
												251	A	North Florida	68 51
												251	H	North Florida	68 55
												255	H	Northern Ky.	67 56
												264	A	Lipscomb	59 55
												264	H	Lipscomb	91 71
												284	N	UMKC	50 67
												295	A	USC Upstate	64 69
												295	H	USC Upstate	62 61
												300	A	Kennesaw St.	49 66
												300	H	Kennesaw St.	96 53
												334	N	Delaware St.	58 43
												342	A	NJIT	72 53
												342	H	NJIT	73 55

LAST 12 Division I GAMES:															
				52	H	FGCU	60 74	251	A	North Florida	68 51				
				264	H	Lipscomb	91 71	100	A	Jacksonville	63 73				
				300	H	Kennesaw St.	96 53	251	H	North Florida	68 55				
				295	A	USC Upstate	64 69	300	A	Kennesaw St.	49 66				
				342	A	NJIT	72 53	264	A	Lipscomb	59 55				
				100	H	Jacksonville	54 61	342	H	NJIT	73 55				

Non-Div I Games: Thomas (GA) 92 41 Webber Int'l 67 30

Stetson

Average RPI Win:	268	WON-LOST	WINNING	LAST 10	STRENGTH OF	OPP. STRENGTH	TEAM	ADJ.	CONF.	ADJ CONF.
Average RPI Loss:	124	RECORD	PCT. RANK	GAMES	SCHEDULE	OF SCHEDULE	RPI	RPI	RPI	RPI
DIV. I ONLY	17- 11	107	8- 2	296	247	178	178	20	20	
DIV. I NON-CONF.	7- 5	132	0- 0	332	246	224	224	24	24	

TOTALS	RPI 1-25	RPI 26-50	W-L RECORDS	RPI 51-100	RPI 101-999	RPI 201+				
17- 11	0- 0	0- 1	OVERALL	1- 4	16- 6	13- 1				
8- 5	0- 0	0- 0	HOME	1- 1	7- 4	7- 0				
9- 6	0- 0	0- 1	AWAY	0- 3	9- 2	6- 1				
0- 0	0- 0	0- 0	NEUTRAL	0- 0	0- 0	0- 0				
7- 5	0- 0	0- 1	NON-CONFERENCE	0- 1	7- 3	7- 1				
4- 1	0- 0	0- 0	HOME	0- 0	4- 1	4- 0				
3- 4	0- 0	0- 1	AWAY	0- 1	3- 2	3- 1				
0- 0	0- 0	0- 0	NEUTRAL	0- 0	0- 0	0- 0				
10- 6	0- 0	0- 0	CONFERENCE	1- 3	9- 3	6- 0				
4- 4	0- 0	0- 0	HOME	1- 1	3- 3	3- 0				
6- 2	0- 0	0- 0	AWAY	0- 2	6- 0	3- 0				
0- 0	0- 0	0- 0	NEUTRAL	0- 0	0- 0	0- 0				

RPI	S	Opponent	Score	RPI	S	Opponent	Score	RPI	S	Opponent	Score	RPI	S	Opponent	Score	Team's RPI: 178
29	A	Syracuse	70	81	56	A	Harvard	53	60	128	H	Yale	71	77		
					75	A	Maine	56	64	145	A	Hartford	66	58		
					75	H	Maine	76	68	145	H	Hartford	68	75		
					77	A	Albany (NY)	58	64	152	A	Binghamton	67	59		
					77	H	Albany (NY)	68	72	152	H	Binghamton	64	69		
										165	A	Northwestern	36	68		
										184	A	New Hampshire	62	56		
										184	H	New Hampshire	50	51		
										237	A	Hofstra	73	49		
										259	H	Manhattan	74	59		
										273	A	Cornell	40	48		
										286	A	Fairleigh Dickinson	56	51		
										291	A	Vermont	55	49		
										291	H	Vermont	80	57		
										296	H	Central Conn. St.	60	55		
										324	A	UMBC	69	44		
										324	H	UMBC	53	49		
										326	A	Ga. Southern	68	49		
										333	H	Wagner	69	50		
										338	H	Iona	63	46		
										348	A	UMass Lowell	63	60		
										348	H	UMass Lowell	59	50		
LAST 12 Division I GAMES:																
291	A	Vermont	55	49	145	A	Hartford	66	58							
184	A	New Hampshire	62	56	324	A	UMBC	69	44							
324	H	UMBC	53	49	77	A	Albany (NY)	58	64							
75	H	Maine	76	68	348	H	UMass Lowell	59	50							
348	A	UMass Lowell	63	60	184	H	New Hampshire	50	51							
152	H	Binghamton	64	69	152	A	Binghamton	67	59							

Non-Div I Games: Farmingdale St. 76 25

Stony Brook

Average RPI Win:	162	WON-LOST	WINNING	LAST 10	STRENGTH OF	OPP. STRENGTH	TEAM	ADJ.	CONF.	ADJ CONF.
Average RPI Loss:	58	RECORD	PCT. RANK	GAMES	SCHEDULE	OF SCHEDULE	RPI	RPI	RPI	RPI
DIV. I ONLY	18- 11	104	4- 6	66	54	78	78	4	4	
DIV. I NON-CONF.	9- 2	33	0- 0	203	217	75	75	5	5	

TOTALS	RPI 1-25	RPI 26-50	W-L RECORDS	RPI 51-100	RPI 101-999	RPI 201+				
18- 11	1- 4	1- 1	OVERALL	4- 3	12- 3	6- 0				
11- 5	1- 1	1- 0	HOME	2- 2	7- 2	3- 0				
5- 6	0- 3	0- 1	AWAY	2- 1	3- 1	2- 0				
2- 0	0- 0	0- 0	NEUTRAL	0- 0	2- 0	1- 0				
9- 2	0- 1	0- 0	NON-CONFERENCE	1- 0	8- 1	4- 0				
6- 1	0- 0	0- 0	HOME	1- 0	5- 1	2- 0				
1- 1	0- 1	0- 0	AWAY	0- 0	1- 0	1- 0				
2- 0	0- 0	0- 0	NEUTRAL	0- 0	2- 0	1- 0				
9- 9	1- 3	1- 1	CONFERENCE	3- 3	4- 2	2- 0				
5- 4	1- 1	1- 0	HOME	1- 2	2- 1	1- 0				
4- 5	0- 2	0- 1	AWAY	2- 1	2- 1	1- 0				
0- 0	0- 0	0- 0	NEUTRAL	0- 0	0- 0	0- 0				

RPI 1-25				RPI 26-50				RPI 51-100				Team's RPI : 78				RPI 101+			
RPI	S	Opponent	Score	RPI	S	Opponent	Score	RPI	S	Opponent	Score	RPI	S	Opponent	Score	RPI	S	Opponent	Score
4	A	Bayl or	63 83	30	A	Okl ahoma	71 84	51	A	Okl ahoma St.	72 85	109	A	Iowa St.	75 52				
4	H	Bayl or	53 85	30	H	Okl ahoma	62 58	51	H	Okl ahoma St.	54 71	109	H	Iowa St.	63 66				
11	A	Texas	65 92					65	A	West Vi rgi nia	76 74	128	H	Yal e	72 82				
11	H	Texas	79 77					65	H	West Vi rgi nia	82 87	143	H	Texas St.	82 58				
19	A	Texas A&M	58 71					85	H	Al abama	88 67	148	N	Idaho	86 76				
								93	A	Kansas St.	68 63	169	A	Kansas	77 86				
								93	H	Kansas St.	87 70	169	H	Kansas	76 66				
												179	H	Oral Roberts	72 58				
												198	H	Hampton	90 68				
												207	A	SMU	64 58				
												241	A	Texas Tech	72 60				
												241	H	Texas Tech	93 72				
												275	N	Arizona	68 59				
												290	H	Southeastern La.	112 62				
												336	H	Northwestern St.	89 51				
LAST 12 Division I GAMES:																			
51	A	Okl ahoma St.	72 85	51	H	Okl ahoma St.	54 71												
4	H	Bayl or	53 85	11	A	Texas	65 92												
241	A	Texas Tech	72 60	109	A	Iowa St.	75 52												
93	H	Kansas St.	87 70	30	H	Okl ahoma	62 58												
109	H	Iowa St.	63 66	93	A	Kansas St.	68 63												
4	A	Bayl or	63 83	169	H	Kansas	76 66												

Non-Di v I Games:

TCU

Average RPI Win: 222	WON-LOST RECORD	WINNING PCT. RANK	LAST 10 GAMES	STRENGTH OF SCHEDULE	OPP. STRENGTH OF SCHEDULE	TEAM RPI	ADJ. RPI	CONF. RPI	ADJ CONF. RPI
Average RPI Loss: 77									
DIV. I ONLY	11- 18	239	2- 8	80	79	193	193	8	8
DIV. I NON-CONF.	8- 5	111	0- 1	195	115	183	183	7	7

TOTALS	RPI 1-25	RPI 26-50	W-L RECORDS	RPI 51-100	RPI 101-999	RPI 201+			
11- 18	0- 5	0- 4	OVERALL	1- 2	10- 7	6- 1			
8- 11	0- 3	0- 3	HOME	1- 2	7- 3	4- 0			
3- 7	0- 1	0- 0	AWAY	0- 0	3- 1	2- 0			
0- 0	0- 0	0- 0	NEUTRAL	0- 0	0- 0	0- 0			
8- 5	0- 1	0- 2	NON-CONFERENCE	1- 1	7- 1	4- 0			
6- 5	0- 1	0- 2	HOME	1- 1	5- 1	2- 0			
2- 0	0- 0	0- 0	AWAY	0- 0	2- 0	2- 0			
0- 0	0- 0	0- 0	NEUTRAL	0- 0	0- 0	0- 0			
3- 13	0- 4	0- 2	CONFERENCE	0- 1	3- 6	2- 1			
2- 6	0- 2	0- 1	HOME	0- 1	2- 2	2- 0			
1- 7	0- 2	0- 1	AWAY	0- 0	1- 4	0- 1			
0- 0	0- 0	0- 0	NEUTRAL	0- 0	0- 0	0- 0			

RPI 1-25				RPI 26-50				RPI 51-100				RPI 101+ Team's RPI: 193			
RPI	S	Opponent	Score	RPI	S	Opponent	Score	RPI	S	Opponent	Score	RPI	S	Opponent	Score
2	A	UConn	45 106	27	H	Villanova	65 69	56	H	Harvard	86 64	118	A	Cincinnati	72 80
2	H	UConn	57 113	42	H	Rutgers	67 84	68	H	Penn	59 74	118	H	Cincinnati	52 70
13	A	South Fla.	60 76	44	A	UCF	46 76	70	H	Houston	75 99	127	A	Tulane	65 69
13	H	South Fla.	73 89	44	H	UCF	57 64					133	A	Wichita St.	81 88
17	H	South Carolina	60 87									146	H	Saint Joseph's	69 66
												157	H	Ole Miss	48 64
												173	H	Marist	83 77
												189	H	Memphis	78 83
												198	H	Hampton	65 56
												201	A	East Carolina	65 64
												207	A	SMU	56 60
												207	H	SMU	55 52
												209	H	Tulsa	76 75
												243	A	La Salle	69 52
												333	H	Wagner	70 36
												334	H	Delaware St.	96 72
												338	A	Iona	59 54

LAST 12 Division I GAMES:															
189	H	Memphis	78 83	127	A	Tulane	65 69								
201	A	East Carolina	65 64	209	H	Tulsa	76 75								
118	H	Cincinnati	52 70	207	A	SMU	56 60								
2	A	UConn	45 106	13	A	South Fla.	60 76								
133	A	Wichita St.	81 88	68	H	Penn	59 74								
44	H	UCF	57 64	2	H	UConn	57 113								

Non-Div I Games:

Temple

Average RPI Win:	104	WON-LOST	WINNING	LAST 10	STRENGTH OF	OPP. STRENGTH	TEAM	ADJ.	CONF.	ADJ CONF.
Average RPI Loss:	25	RECORD	PCT. RANK	GAMES	SCHEDULE	OF SCHEDULE	RPI	RPI	RPI	RPI
DIV. I ONLY	23- 6	27	7- 3	8	7	9	9	2	2	
DIV. I NON-CONF.	12- 1	6	0- 1	10	32	3	3	2	2	

TOTALS	RPI 1-25	RPI 26-50	W-L RECORDS	RPI 51-100	RPI 101-999	RPI 201+				
23- 6	6- 4	1- 1	OVERALL	5- 1	11- 0	2- 0				
13- 2	3- 1	1- 0	HOME	2- 1	7- 0	1- 0				
7- 4	2- 3	0- 1	AWAY	1- 0	4- 0	1- 0				
3- 0	1- 0	0- 0	NEUTRAL	2- 0	0- 0	0- 0				
12- 1	3- 1	0- 0	NON-CONFERENCE	3- 0	6- 0	2- 0				
7- 0	1- 0	0- 0	HOME	1- 0	5- 0	1- 0				
2- 1	1- 1	0- 0	AWAY	0- 0	1- 0	1- 0				
3- 0	1- 0	0- 0	NEUTRAL	2- 0	0- 0	0- 0				
11- 5	3- 3	1- 1	CONFERENCE	2- 1	5- 0	0- 0				
6- 2	2- 1	1- 0	HOME	1- 1	2- 0	0- 0				
5- 3	1- 2	0- 1	AWAY	1- 0	3- 0	0- 0				
0- 0	0- 0	0- 0	NEUTRAL	0- 0	0- 0	0- 0				

RPI	S	Opponent	Score	RPI	S	Opponent	Score	RPI	S	Opponent	Score	RPI	S	Opponent	Score
1	A	Notre Dame	70 84	26	A	LSU	59 70	51	N	Oklahoma St.	79 69	113	H	ETSU	87 49
3	H	Mississippi St.	52 71	28	H	Georgia	62 46	59	N	South Dakota	69 49	121	H	Central Ark.	77 34
11	H	Texas	82 75					64	H	James Madison	89 60	133	H	Wichita St.	68 56
14	A	Stanford	83 71					85	H	Alabama	63 72	138	A	Arkansas	90 85
17	A	South Carolina	86 70					90	A	Kentucky	63 49	144	A	Vanderbilt	74 64
17	H	South Carolina	65 46					96	H	Auburn	70 59	144	H	Vanderbilt	86 73
18	A	Missouri	73 77									157	H	Ole Miss	75 66
19	A	Texas A&M	76 79									166	A	Florida	70 42
19	H	Texas A&M	82 67									167	H	Troy	131 69
25	N	Marquette	101 99									301	A	Long Beach St.	90 61
												306	H	Alabama St.	104 51
LAST 12 Division I GAMES:															
17	H	South Carolina	65 46	144	A	Vanderbilt	74 64	19	H	Texas A&M	82 67				
166	A	Florida	70 42	26	A	LSU	59 70	26	A	LSU	59 70				
18	A	Missouri	73 77	157	H	Ole Miss	75 66	3	H	Mississippi St.	52 71				
85	H	Alabama	63 72	1	A	Notre Dame	70 84								
28	H	Georgia	62 46												
138	A	Arkansas	90 85												

Non-Div I Games:

Tennessee

Tennessee St.		Through Games Of Feb. 28, 2018									
Average RPI Win: 309		WON-LOST	WINNING	LAST 10	STRENGTH OF	OPP. STRENGTH	TEAM	ADJ.	CONF.	ADJ CONF.	
Loss: 190		RECORD	PCT. RANK	GAMES	SCHEDULE	OF SCHEDULE	RPI	RPI	RPI	RPI	
DIV. I ONLY		5- 21	321	3- 7	245	314	330	330	25	25	
DIV. I NON-CONF.		1- 7	310	0- 0	158	283	313	313	27	27	
TOTALS		RPI 1-25	RPI 26-50	W-L RECORDS		RPI 51-100	RPI 101-999	RPI 201+			
5- 21	0- 1		0- 1	OVERALL		0- 2	5- 17	5- 8			
4- 10	0- 0		0- 1	HOME		0- 1	4- 8	4- 4			
1- 11	0- 1		0- 0	AWAY		0- 1	1- 9	1- 4			
0- 0	0- 0		0- 0	NEUTRAL		0- 0	0- 0	0- 0			
1- 7	0- 1		0- 1	NON-CONFERENCE		0- 0	1- 5	1- 3			
1- 4	0- 0		0- 1	HOME		0- 0	1- 3	1- 2			
0- 3	0- 1		0- 0	AWAY		0- 0	0- 2	0- 1			
0- 0	0- 0		0- 0	NEUTRAL		0- 0	0- 0	0- 0			
4- 14	0- 0		0- 0	CONFERENCE		0- 2	4- 12	4- 5			
3- 6	0- 0		0- 0	HOME		0- 1	3- 5	3- 2			
1- 8	0- 0		0- 0	AWAY		0- 1	1- 7	1- 3			
0- 0	0- 0		0- 0	NEUTRAL		0- 0	0- 0	0- 0			

RPI 1-25				RPI 26-50				RPI 51-100				RPI 101+ Team's RPI: 330			
RPI	S	Opponent	Score	RPI	S	Opponent	Score	RPI	S	Opponent	Score	RPI	S	Opponent	Score
5	A	Louisville	56 95	36	H	Ball St.	65 85	66	A	Belmont	42 84	162	A	SIUE	63 74
								66	H	Belmont	70 87	162	H	SIUE	76 88
												164	A	UT Martin	68 80
												167	H	Troy	66 95
												180	A	Jacksonville St.	61 62
												180	H	Jacksonville St.	56 75
												186	A	Morehead St.	81 97
												186	H	Morehead St.	69 71
												189	A	Memphis	75 79
												212	A	Arkansas St.	62 68
												225	A	Southeast Mo. St.	66 71
												242	H	Austin Peay	59 75
												264	H	Lipscomb	71 64
												289	H	Murray St.	73 85
												302	H	Marshall	65 71
												310	A	Tennessee Tech	65 68
												310	H	Tennessee Tech	76 66
												312	A	Eastern Ky.	59 58
												312	H	Eastern Ky.	69 58
												317	H	Alabama A&M	75 77
												346	A	Eastern Ill.	59 66
												346	H	Eastern Ill.	86 68
LAST 12 Division I GAMES:															
				66	A	Belmont	42 84					312	A	Eastern Ky.	59 58
				310	A	Tennessee Tech	65 68					186	A	Morehead St.	81 97
				312	H	Eastern Ky.	69 58					346	H	Eastern Ill.	86 68
				186	H	Morehead St.	69 71					162	H	SIUE	76 88
				180	A	Jacksonville St.	61 62					289	H	Murray St.	73 85
				66	H	Belmont	70 87					242	H	Austin Peay	59 75

Non-Div I Games:

Fisk

93 48

Tennessee St.

Average RPI Win: 288
Average RPI Loss: 178

WON-LOST
RECORD

WINNING
PCT. RANK

LAST 10
GAMES

STRENGTH OF
SCHEDULE

OPP. STRENGTH
OF SCHEDULE

TEAM
RPI

ADJ.
RPI

CONF.
RPI

ADJ CONF.
RPI

DIV. I ONLY	5- 22	323	3- 7	180	305	310	310	25	25
DIV. I NON-CONF.	1- 8	313	0- 0	83	186	280	280	27	27
TOTALS	RPI 1-25	RPI 26-50	W-L RECORDS	RPI 51-100	RPI 101-999	RPI 201+			
5- 22	0- 0	0- 1	OVERALL	0- 5	5- 16	4- 8			
3- 10	0- 0	0- 0	HOME	0- 2	3- 8	3- 4			
2- 12	0- 0	0- 1	AWAY	0- 3	2- 8	1- 4			
0- 0	0- 0	0- 0	NEUTRAL	0- 0	0- 0	0- 0			
1- 8	0- 0	0- 1	NON-CONFERENCE	0- 3	1- 4	1- 1			
1- 3	0- 0	0- 0	HOME	0- 1	1- 2	1- 1			
0- 5	0- 0	0- 1	AWAY	0- 2	0- 2	0- 0			
0- 0	0- 0	0- 0	NEUTRAL	0- 0	0- 0	0- 0			
4- 14	0- 0	0- 0	CONFERENCE	0- 2	4- 12	3- 7			
2- 7	0- 0	0- 0	HOME	0- 1	2- 6	2- 3			
2- 7	0- 0	0- 0	AWAY	0- 1	2- 6	1- 4			
0- 0	0- 0	0- 0	NEUTRAL	0- 0	0- 0	0- 0			

RPI S Opponent	Score	RPI S Opponent	Score	RPI S Opponent	Score	RPI S Opponent	Score
		28 A Georgia	48 56	66 A Belmont	59 78	106 A Middle Tenn.	44 58
				66 H Belmont	60 68	113 A ETSU	55 74
				82 H IUPUI	54 68	137 H Radford	41 60
				90 A Kentucky	54 82	162 A SIUE	58 65
				95 A Wright St.	59 82	164 H UT Martin	51 67
						180 A Jacksonville St.	60 58
						180 H Jacksonville St.	59 73
						186 A Morehead St.	51 53
						186 H Morehead St.	67 74
						225 H Southeast Mo. St.	66 70
						242 A Austin Peay	52 53
						242 H Austin Peay	63 59
						264 H Lipscomb	57 61
						289 A Murray St.	73 80
						289 H Murray St.	63 72
						312 A Eastern Ky.	53 55
						312 H Eastern Ky.	68 76
						330 A Tennessee St.	66 76
						330 H Tennessee St.	68 65
						340 H Winthrop	70 41
						346 A Eastern Ill.	60 57
LAST 12 Division I GAMES:							
180 H Jacksonville St.	59 73	346 A Eastern Ill.	60 57				
330 H Tennessee St.	68 65	162 A SIUE	58 65				
289 A Murray St.	73 80	164 H UT Martin	51 67				
242 A Austin Peay	52 53	225 H Southeast Mo. St.	66 70				
66 H Belmont	60 68	186 A Morehead St.	51 53				
180 A Jacksonville St.	60 58	312 A Eastern Ky.	53 55				

Non-Div I Games: Cumberland (TN) 83 52 Tenn. Wesleyan 84 66

Tennessee Tech

Average RPI Win: 127
Average RPI Loss: 19

WON-LOST
RECORD

WINNING
PCT. RANK

LAST 10
GAMES

STRENGTH OF
SCHEDULE

OPP. STRENGTH
OF SCHEDULE

TEAM
RPI

ADJ.
RPI

CONF.
RPI

ADJ CONF.
RPI

DIV. I ONLY	24- 5	14	9- 1	19	8	11	11	4	4
DIV. I NON-CONF.	9- 2	33	0- 0	40	23	22	22	5	5
TOTALS	RPI 1-25	RPI 26-50	W-L RECORDS	RPI 51-100	RPI 101-999	RPI 201+			
24- 5	1- 4	4- 0	OVERALL	7- 1	12- 0	5- 0			
14- 2	1- 2	1- 0	HOME	4- 0	8- 0	4- 0			
8- 3	0- 2	2- 0	AWAY	3- 1	3- 0	1- 0			
2- 0	0- 0	1- 0	NEUTRAL	0- 0	1- 0	0- 0			
9- 2	1- 2	2- 0	NON-CONFERENCE	0- 0	6- 0	3- 0			
6- 1	1- 1	0- 0	HOME	0- 0	5- 0	3- 0			
1- 1	0- 1	1- 0	AWAY	0- 0	0- 0	0- 0			
2- 0	0- 0	1- 0	NEUTRAL	0- 0	1- 0	0- 0			
15- 3	0- 2	2- 0	CONFERENCE	7- 1	6- 0	2- 0			
8- 1	0- 1	1- 0	HOME	4- 0	3- 0	1- 0			
7- 2	0- 1	1- 0	AWAY	3- 1	3- 0	1- 0			
0- 0	0- 0	0- 0	NEUTRAL	0- 0	0- 0	0- 0			

RPI	S	Opponent	Score	RPI	S	Opponent	Score	RPI	S	Opponent	Score	RPI	S	Opponent	Score
2	H	UConn	71 75	26	N	LSU	75 66	51	A	Oklahoma St.	77 62	109	A	Iowa St.	72 59
4	A	Baylor	56 81	28	A	Georgia	81 53	51	H	Oklahoma St.	84 79	109	H	Iowa St.	87 55
4	H	Baylor	87 93	30	A	Oklahoma	88 78	65	A	West Virginia	73 55	136	H	Louisiana Tech	88 54
7	H	Florida St.	87 72	30	H	Oklahoma	79 66	65	H	West Virginia	79 58	169	A	Kansas	55 41
9	A	Tennessee	75 82					78	A	TCU	77 79	169	H	Kansas	79 62
								78	H	TCU	92 65	182	H	Stetson	95 59
								93	A	Kansas St.	75 64	196	N	Washington	92 68
								93	H	Kansas St.	76 54	241	A	Texas Tech	90 39
												241	H	Texas Tech	87 72
												269	H	UTSA	120 70
												280	H	McNeese	100 34
												336	H	Northwestern St.	68 44
LAST 12 Division I GAMES:															
30	H	Oklahoma	79 66	65	A	West Virginia	73 55								
109	A	Iowa St.	72 59	78	H	TCU	92 65								
4	H	Baylor	87 93	169	A	Kansas	55 41								
51	A	Oklahoma St.	77 62	109	H	Iowa St.	87 55								
241	H	Texas Tech	87 72	4	A	Baylor	56 81								
93	H	Kansas St.	76 54	241	A	Texas Tech	90 39								

Non-Div I Games:

Texas

Average RPI Win:	121	WON-LOST	WINNING	LAST 10	STRENGTH OF	OPP. STRENGTH	TEAM	ADJ.	CONF.	ADJ CONF.
Average RPI Loss:	21	RECORD	PCT. RANK	GAMES	SCHEDULE	OF SCHEDULE	RPI	RPI	RPI	RPI
DIV. I ONLY	22- 8	54	7- 3	11	30	19	19	2	2	
DIV. I NON-CONF.	11- 3	45	0- 0	23	70	32	32	2	2	

TOTALS	RPI 1-25	RPI 26-50	W-L RECORDS	RPI 51-100	RPI 101-999	RPI 201+				
22- 8	2- 5	2- 2	OVERALL	6- 1	12- 0	4- 0				
15- 3	2- 1	1- 1	HOME	4- 1	8- 0	2- 0				
6- 4	0- 3	1- 1	AWAY	2- 0	3- 0	1- 0				
1- 1	0- 1	0- 0	NEUTRAL	0- 0	1- 0	1- 0				
11- 3	0- 2	1- 0	NON-CONFERENCE	2- 1	8- 0	4- 0				
8- 2	0- 1	0- 0	HOME	2- 1	6- 0	2- 0				
2- 0	0- 0	1- 0	AWAY	0- 0	1- 0	1- 0				
1- 1	0- 1	0- 0	NEUTRAL	0- 0	1- 0	1- 0				
11- 5	2- 3	1- 2	CONFERENCE	4- 0	4- 0	0- 0				
7- 1	2- 0	1- 1	HOME	2- 0	2- 0	0- 0				
4- 4	0- 3	0- 1	AWAY	2- 0	2- 0	0- 0				
0- 0	0- 0	0- 0	NEUTRAL	0- 0	0- 0	0- 0				

RPI	S	Opponent	Score	RPI	S	Opponent	Score	RPI	S	Opponent	Score	RPI	S	Opponent	Score
3	A	Mississippi St.	55 76	26	A	LSU	78 80	65	H	West Virginia	56 70	102	H	Little Rock	66 49
8	H	Oregon	68 83	26	H	LSU	69 59	70	H	Houston	83 65	103	H	Rice	82 76
8	N	Oregon	62 84	28	H	Georgia	84 92	78	H	TCU	71 58	121	H	Central Ark.	72 61
9	A	Tennessee	67 82	45	A	Southern California	75 74	85	A	Alabama	73 54	138	A	Arkansas	104 60
9	H	Tennessee	79 76					90	H	Kentucky	74 70	144	A	Vanderbilt	91 67
17	A	South Carolina	59 61					96	A	Auburn	82 73	157	H	Ole Miss	83 54
18	H	Missouri	82 63					96	H	Auburn	78 59	158	H	Louisiana	83 62
												166	H	Florida	85 80
												207	H	SMU	79 57
												241	A	Texas Tech	90 56
												250	N	Hawaii	103 59
												252	H	Prairie View	98 70
LAST 12 Division I GAMES:															
18	H	Missouri	82 63	96	H	Auburn	78 59								
138	A	Arkansas	104 60	9	A	Tennessee	67 82								
3	A	Mississippi St.	55 76	144	A	Vanderbilt	91 67								
166	H	Florida	85 80	26	H	LSU	69 59								
26	A	LSU	78 80	85	A	Alabama	73 54								
157	H	Ole Miss	83 54	28	H	Georgia	84 92								

Non-Div I Games:

Texas A&M

Average RPI Win:	302	WON-LOST	WINNING	LAST 10	STRENGTH OF	OPP. STRENGTH	TEAM	ADJ.	CONF.	ADJ CONF.
Average RPI Loss:	200	RECORD	PCT. RANK	GAMES	SCHEDULE	OF SCHEDULE	RPI	RPI	RPI	RPI
DIV. I ONLY	15- 10	114	8- 2	345	344	234	234	32	32	
DIV. I NON-CONF.	3- 6	239	0- 0	306	267	266	266	32	32	

TOTALS	RPI 1-25	RPI 26-50	W-L RECORDS	RPI 51-100	RPI 101-999	RPI 201+				
15- 10	0- 0	0- 0	OVERALL	0- 0	15- 10	15- 4				
7- 3	0- 0	0- 0	HOME	0- 0	7- 3	7- 1				
6- 7	0- 0	0- 0	AWAY	0- 0	6- 7	6- 3				
2- 0	0- 0	0- 0	NEUTRAL	0- 0	2- 0	2- 0				
3- 6	0- 0	0- 0	NON-CONFERENCE	0- 0	3- 6	3- 1				
0- 1	0- 0	0- 0	HOME	0- 0	0- 1	0- 0				
1- 5	0- 0	0- 0	AWAY	0- 0	1- 5	1- 1				
2- 0	0- 0	0- 0	NEUTRAL	0- 0	2- 0	2- 0				
12- 4	0- 0	0- 0	CONFERENCE	0- 0	12- 4	12- 3				
7- 2	0- 0	0- 0	HOME	0- 0	7- 2	7- 1				
5- 2	0- 0	0- 0	AWAY	0- 0	5- 2	5- 2				
0- 0	0- 0	0- 0	NEUTRAL	0- 0	0- 0	0- 0				

RPI 1-25				RPI 26-50				RPI 51-100				RPI 101+				Team's RPI: 234
RPI	S	Opponent	Score	RPI	S	Opponent	Score	RPI	S	Opponent	Score	RPI	S	Opponent	Score	
												104	A	Wake Forest	56	73
												143	H	Texas St.	56	70
												157	A	Ole Miss	58	73
												169	A	Kansas	37	72
												174	H	Southern U.	57	67
												194	A	UTEP	55	65
												219	N	New Mexico St.	66	50
												223	A	New Orleans	69	72
												227	A	Grambling	73	63
												227	H	Grambling	66	56
												252	A	Prairie View	48	65
												252	H	Prairie View	56	61
												297	H	Alcorn	91	57
												306	A	Alabama St.	71	39
												306	H	Alabama St.	76	48
												317	A	Alabama A&M	55	49
												317	H	Alabama A&M	60	43
												320	A	Jackson St.	77	74
												320	H	Jackson St.	71	66
												331	A	Ark.-Pine Bluff	59	61
												331	H	Ark.-Pine Bluff	58	52
												335	A	Sam Houston St.	77	58
												336	N	Northwestern St.	56	43
												338	A	Mississippi Val.	72	53
												338	H	Mississippi Val.	55	39
LAST 12 Division I GAMES:																
				306	H	Alabama St.	76	48				252	A	Prairie View	48	65
				317	H	Alabama A&M	60	43				306	A	Alabama St.	71	39
				331	A	Ark.-Pine Bluff	59	61				317	A	Alabama A&M	55	49
				338	A	Mississippi Val.	72	53				331	H	Ark.-Pine Bluff	58	52
				227	H	Grambling	66	56				338	H	Mississippi Val.	55	39
				320	H	Jackson St.	71	66				227	A	Grambling	73	63

Non-Div I Games: Paul Quinn 85 59 Wiley 74 36

Texas Southern

Average RPI Win: 260

Average RPI Loss: 140

WON-LOST
RECORDWINNING
PCT. RANKLAST 10
GAMESSTRENGTH OF
SCHEDULEOPP. STRENGTH
OF SCHEDULETEAM
RPIADJ.
RPICONF.
RPIADJ CONF.
RPIDIV. I ONLY
DIV. I NON-CONF.20- 8
7- 462
1028- 2
0- 0331
260225
252143
139143
13922
2322
23

TOTALS

RPI 1-25

RPI 26-50

W-L RECORDS

RPI 51-100

RPI 101-999

RPI 201+

20- 8
10- 2
10- 5
0- 10- 0
0- 0
0- 0
0- 00- 0
0- 0
0- 0
0- 0OVERALL
HOME
AWAY
NEUTRAL0- 2
0- 1
0- 0
0- 020- 6
10- 1
10- 0
0- 116- 1
7- 0
9- 0
0- 07- 4
3- 1
4- 2
0- 10- 0
0- 0
0- 0
0- 00- 0
0- 0
0- 0
0- 0NON-CONFERENCE
HOME
AWAY
NEUTRAL0- 2
0- 1
0- 1
0- 07- 2
3- 0
4- 1
0- 16- 0
2- 0
4- 0
0- 013- 4
7- 1
6- 3
0- 00- 0
0- 0
0- 0
0- 00- 0
0- 0
0- 0
0- 0CONFERENCE
HOME
AWAY
NEUTRAL0- 0
0- 0
0- 0
0- 013- 4
7- 1
6- 3
0- 010- 1
5- 0
5- 1
0- 0

RPI 1-25

RPI 26-50

RPI 51-100

RPI 101+

Team's RPI: 143

RPI S Opponent Score

RPI S Opponent Score

RPI S Opponent Score

RPI S Opponent Score

70 H Houston 67 72
78 A TCU 58 82

102	A	Little Rock	48	63
126	N	Bethune-Cookman	56	62
132	H	Fresno St.	76	59
158	A	Louisiana	56	53
158	H	Louisiana	58	65
163	H	South Ala.	78	63
167	H	Troy	83	75
168	A	UT Arlington	59	61
182	A	Stetson	54	61
212	A	Arkansas St.	67	55
234	A	Texas Southern	70	56
235	A	Coastal Caro.	64	65
235	H	Coastal Caro.	78	69
241	A	Texas Tech	87	70
252	H	Prairie View	84	57
269	H	UTSA	91	38
271	A	Appalachian St.	69	54
271	H	Appalachian St.	92	50
307	A	Georgia St.	83	63
307	H	Georgia St.	62	40
315	A	Incarinate Word	74	33
326	A	Ga. Southern	81	56
326	H	Ga. Southern	60	51
335	A	Sam Houston St.	73	41
337	A	La.-Monroe	81	45
337	H	La.-Monroe	86	52

LAST 12 Division I GAMES:

326	H	Ga. Southern	60	51	235	H	Coastal Caro.	78	69
307	H	Georgia St.	62	40	307	A	Georgia St.	83	63
337	A	La.-Monroe	81	45	326	A	Ga. Southern	81	56
158	A	Louisiana	56	53	158	H	Louisiana	58	65
168	A	UT Arlington	59	61	337	H	La.-Monroe	86	52
271	H	Appalachian St.	92	50	102	A	Little Rock	48	63

T
e
x
a
s
S
t
.T
e
x
a
s
S
t
.

Non-Div I Games:

Texas St.

■ Loss,
 ■ Non-Conf,
 ■ S Site,
 ■ Home
 ■ A Away
 N Neutral

Average RPI Win:	296	WON-LOST	WINNING	LAST 10	STRENGTH OF	OPP. STRENGTH	TEAM	ADJ.	CONF.	ADJ CONF.
Average RPI Loss:	63	RECORD	PCT. RANK	GAMES	SCHEDULE	OF SCHEDULE	RPI	RPI	RPI	RPI
DIV. I ONLY	7- 22	301	0- 10	69	70	241	241	4	4	
DIV. I NON-CONF.	6- 5	153	0- 0	259	316	254	254	5	5	

TOTALS	RPI 1-25	RPI 26-50	W-L RECORDS	RPI 51-100	RPI 101-999	RPI 201+				
7- 22	0- 5	0- 3	OVERALL	0- 10	7- 4	6- 0				
6- 12	0- 3	0- 2	HOME	0- 4	6- 3	6- 0				
1- 10	0- 2	0- 1	AWAY	0- 6	1- 1	0- 0				
0- 0	0- 0	0- 0	NEUTRAL	0- 0	0- 0	0- 0				
6- 5	0- 1	0- 1	NON-CONFERENCE	0- 2	6- 1	6- 0				
6- 3	0- 1	0- 1	HOME	0- 0	6- 1	6- 0				
0- 2	0- 0	0- 0	AWAY	0- 2	0- 0	0- 0				
0- 0	0- 0	0- 0	NEUTRAL	0- 0	0- 0	0- 0				
1- 17	0- 4	0- 2	CONFERENCE	0- 8	1- 3	0- 0				
0- 9	0- 2	0- 1	HOME	0- 4	0- 2	0- 0				
1- 8	0- 2	0- 1	AWAY	0- 4	1- 1	0- 0				
0- 0	0- 0	0- 0	NEUTRAL	0- 0	0- 0	0- 0				

RPI 1-25				RPI 26-50				RPI 51-100				RPI 101+ Team's RPI: 241			
RPI	S	Opponent	Score	RPI	S	Opponent	Score	RPI	S	Opponent	Score	RPI	S	Opponent	Score
4	A	Bayl or	49 97	26	H	LSU	40 48	51	A	Okl ahoma St.	62 80	109	A	Iowa St.	57 69
4	H	Bayl or	44 90	30	A	Okl ahoma	61 79	51	H	Okl ahoma St.	57 98	109	H	Iowa St.	54 66
11	A	Texas	72 87	30	H	Okl ahoma	52 73	65	A	West Vi rgi ni a	52 82	143	H	Texas St.	70 87
11	H	Texas	39 90					65	H	West Vi rgi ni a	60 74	169	A	Kansas	68 56
19	H	Texas A&M	56 90					70	A	Houston	75 79	169	H	Kansas	47 60
								78	A	TCU	72 93	252	H	Prai ri e Vi ew	89 60
								78	H	TCU	60 72	311	H	UTRGV	80 64
								87	A	New Mexico	56 90	315	H	Incar nate Word	80 54
								93	A	Kansas St.	69 83	331	H	Ark. -Pi ne Bl uff	74 47
								93	H	Kansas St.	63 86	344	H	Fl ori da A&M	82 63
												348	H	UMass Lowel l	93 65
LAST 12 Di vi si on I GAMES:															
93	H	Kansas St.	63 86	93	A	Kansas St.	69 83	4	H	Bayl or	44 90				
30	A	Okl ahoma	61 79	51	A	Okl ahoma St.	62 80	51	A	Okl ahoma St.	62 80				
78	H	TCU	60 72	65	A	West Vi rgi ni a	52 82	11	H	Texas	39 90				
109	A	Iowa St.	57 69	169	A	Kansas	68 56								
11	A	Texas	72 87												
65	H	West Vi rgi ni a	60 74												

Non-Di v I Games:

Texas Tech

Average RPI Win:	159	WON-LOST	WINNING	LAST 10	STRENGTH OF	OPP. STRENGTH	TEAM	ADJ.	CONF.	ADJ CONF.
Average RPI Loss:	72	RECORD	PCT. RANK	GAMES	SCHEDULE	OF SCHEDULE	RPI	RPI	RPI	RPI
DIV. I ONLY	17- 12	122	3- 6	48	93	67	67	7	7	
DIV. I NON-CONF.	9- 3	61	1- 1	56	150	31	31	8	8	

TOTALS	RPI 1-25	RPI 26-50	W-L RECORDS	RPI 51-100	RPI 101-999	RPI 201+				
17- 12	0- 4	2- 2	OVERALL	2- 3	13- 3	6- 1				
11- 2	0- 1	2- 0	HOME	2- 0	7- 1	2- 0				
5- 9	0- 3	0- 1	AWAY	0- 3	5- 2	4- 1				
1- 1	0- 0	0- 1	NEUTRAL	0- 0	1- 0	0- 0				
9- 3	0- 1	1- 1	NON-CONFERENCE	1- 1	7- 0	3- 0				
5- 0	0- 0	1- 0	HOME	1- 0	3- 0	0- 0				
3- 2	0- 1	0- 0	AWAY	0- 1	3- 0	3- 0				
1- 1	0- 0	0- 1	NEUTRAL	0- 0	1- 0	0- 0				
8- 9	0- 3	1- 1	CONFERENCE	1- 2	6- 3	3- 1				
6- 2	0- 1	1- 0	HOME	1- 0	4- 1	2- 0				
2- 7	0- 2	0- 1	AWAY	0- 2	2- 2	1- 1				
0- 0	0- 0	0- 0	NEUTRAL	0- 0	0- 0	0- 0				

RPI 1-25				RPI 26-50				RPI 51-100				Team's RPI: 67				RPI 101+			
RPI	S	Opponent	Score	RPI	S	Opponent	Score	RPI	S	Opponent	Score	RPI	S	Opponent	Score	RPI	S	Opponent	Score
5	A	Louisville	55 90	31	H	Dayton	68 50	71	A	Duquesne	54 73	114	A	Northern Ill.	79 89				
16	A	Buffalo	69 87	36	A	Ball St.	73 78	75	H	Maine	65 64	114	H	Northern Ill.	63 60				
16	H	Buffalo	73 84	36	H	Ball St.	72 66	80	A	Miami (OH)	58 67	115	H	Saint Francis (PA)	74 66				
23	A	Central Mich.	47 85	43	N	Western Ky.	56 70	90	A	Ohio	61 78	116	H	Cleveland St.	65 56				
								90	H	Ohio	75 57	122	A	Western Mich.	78 73				
												122	H	Western Mich.	69 68				
												158	H	Louisiana	79 55				
												159	H	Kent St.	55 62				
												174	N	Southern U.	81 76				
												210	A	Bowling Green	77 67				
												214	A	Eastern Mich.	57 70				
												214	H	Eastern Mich.	80 69				
												220	H	Akron	60 54				
												248	A	St. Bonaventure	58 39				
												319	A	Detroit Mercy	81 64				
												338	A	Iona	74 57				

										LAST 12 Division I GAMES:									
158	H	Louisiana	79 55	23	A	Central Mich.	47 85	80	A	Miami (OH)	58 67	16	H	Buffalo	73 84				
5	A	Louisville	55 90	36	A	Ball St.	73 78	122	A	Western Mich.	78 73	210	A	Bowling Green	77 67				
114	A	Northern Ill.	79 89	214	H	Eastern Mich.	80 69	159	H	Kent St.	55 62								
36	A	Ball St.	73 78	122	H	Western Mich.	69 68												

Non-Div I Games:

Toledo

Average RPI Win: 254	WON-LOST RECORD	WINNING PCT. RANK	LAST 10 GAMES	STRENGTH OF SCHEDULE	OPP. STRENGTH OF SCHEDULE	TEAM RPI	ADJ. RPI	CONF. RPI	ADJ CONF. RPI
Average RPI Loss: 141									
DIV. I ONLY	9- 18	260	2- 8	214	181	262	262	10	10
DIV. I NON-CONF.	5- 6	187	0- 0	327	310	279	279	12	12

TOTALS	RPI 1-25	RPI 26-50	W-L RECORDS	RPI 51-100	RPI 101-999	RPI 201+			
9- 18	0- 0	0- 4	OVERALL	0- 2	9- 12	7- 4			
5- 8	0- 0	0- 2	HOME	0- 1	5- 5	4- 2			
3- 9	0- 0	0- 2	AWAY	0- 1	3- 6	2- 2			
1- 1	0- 0	0- 0	NEUTRAL	0- 0	1- 1	1- 0			
5- 6	0- 0	0- 0	NON-CONFERENCE	0- 0	5- 6	4- 2			
3- 2	0- 0	0- 0	HOME	0- 0	3- 2	2- 1			
1- 3	0- 0	0- 0	AWAY	0- 0	1- 3	1- 1			
1- 1	0- 0	0- 0	NEUTRAL	0- 0	1- 1	1- 0			
4- 12	0- 0	0- 4	CONFERENCE	0- 2	4- 6	3- 2			
2- 6	0- 0	0- 2	HOME	0- 1	2- 3	2- 1			
2- 6	0- 0	0- 2	AWAY	0- 1	2- 3	1- 1			
0- 0	0- 0	0- 0	NEUTRAL	0- 0	0- 0	0- 0			

RPI S Opponent	Score	RPI S Opponent	Score	RPI S Opponent	Score	RPI S Opponent	Score	Team's RPI: 262
47 A El on	61 84	47 H El on	45 71	64 A James Madi son	45 69	101 H George Washi ngton	43 66	
48 A Drexel	53 78	48 H Drexel	54 62	64 H James Madi son	55 64	117 A Del aware	49 51	
						135 A Northeastern	61 79	
						135 H Northeastern	61 70	
						137 N Radford	66 69	
						146 H Saint Joseph' s	90 66	
						154 A William & Mary	67 66	
						154 H William & Mary	63 75	
						175 A Pi ttsburgh	63 81	
						192 A Norfol k St.	76 86	
						231 A Loyol a Maryl and	76 67	
						237 A Hofstra	72 83	
						237 H Hofstra	73 72	
						256 H UNCW	72 71	
						272 A Col . of Charleston	83 58	
						272 H Col . of Charleston	67 80	
						276 A Massachusetts	49 72	
						282 H Col gate	61 65	
						324 H UMBC	95 64	
						331 N Ark. -Pi ne Bl uff	70 44	
						333 H Wagner	64 42	
LAST 12 Di vi si on I GAMES:								
48 H Drexel	54 62	48 A Drexel	53 78					
237 A Hofstra	72 83	47 H El on	45 71					
135 A Northeastern	61 79	272 A Col . of Charleston	83 58					
64 H James Madi son	55 64	47 A El on	61 84					
237 H Hofstra	73 72	117 A Del aware	49 51					
154 H William & Mary	63 75	256 H UNCW	72 71					

Non-Di v I Games:

Towson

Average RPI Win:	241	WON-LOST	WINNING	LAST 10	STRENGTH OF	OPP. STRENGTH	TEAM	ADJ.	CONF.	ADJ CONF.
Average RPI Loss:	153	RECORD	PCT. RANK	GAMES	SCHEDULE	OF SCHEDULE	RPI	RPI	RPI	RPI
DIV. I ONLY	14- 11	134	8- 2	282	186	167	167	22	22	
DIV. I NON-CONF.	3- 6	239	0- 0	227	72	201	201	23	23	

TOTALS	RPI 1-25	RPI 26-50	W-L RECORDS	RPI 51-100	RPI 101-999	RPI 201+				
14- 11	0- 1	0- 0	OVERALL	1- 0	13- 10	9- 2				
9- 1	0- 0	0- 0	HOME	1- 0	8- 1	5- 1				
5- 9	0- 1	0- 0	AWAY	0- 0	5- 8	4- 1				
0- 1	0- 0	0- 0	NEUTRAL	0- 0	0- 1	0- 0				
3- 6	0- 1	0- 0	NON-CONFERENCE	1- 0	2- 5	2- 0				
1- 0	0- 0	0- 0	HOME	1- 0	0- 0	0- 0				
2- 5	0- 1	0- 0	AWAY	0- 0	2- 4	2- 0				
0- 1	0- 0	0- 0	NEUTRAL	0- 0	0- 1	0- 0				
11- 5	0- 0	0- 0	CONFERENCE	0- 0	11- 5	7- 2				
8- 1	0- 0	0- 0	HOME	0- 0	8- 1	5- 1				
3- 4	0- 0	0- 0	AWAY	0- 0	3- 4	2- 1				
0- 0	0- 0	0- 0	NEUTRAL	0- 0	0- 0	0- 0				

RPI 1-25				RPI 26-50				RPI 51-100				RPI 101+				Team's RPI: 167
RPI	S	Opponent	Score	RPI	S	Opponent	Score	RPI	S	Opponent	Score	RPI	S	Opponent	Score	
9	A	Tennessee	69 131					100	H	Jacksonville	89 88	102	H	Little Rock	76 70	
												106	A	Middle Tenn.	57 73	
												127	A	Tulane	75 106	
												143	A	Texas St.	75 83	
												157	A	Ole Miss	93 96	
												158	A	Louisiana	62 55	
												158	H	Louisiana	72 53	
												163	A	South Ala.	68 79	
												163	H	South Ala.	82 71	
												168	A	UT Arlington	57 76	
												170	A	Samford	73 80	
												170	N	Samford	76 82	
												212	H	Arkansas St.	95 78	
												235	A	Coastal Caro.	71 84	
												235	H	Coastal Caro.	92 97	
												271	A	Appalachian St.	93 64	
												271	H	Appalachian St.	81 74	
												306	A	Alabama St.	93 63	
												307	H	Georgia St.	90 86	
												326	H	Ga. Southern	88 47	
												330	A	Tennessee St.	95 66	
												337	A	La.-Monroe	86 79	
												337	H	La.-Monroe	94 62	
LAST 12 Division I GAMES:																
337	H	La.-Monroe	94 62	163	H	South Ala.	82 71									
158	H	Louisiana	72 53	158	A	Louisiana	62 55									
271	A	Appalachian St.	93 64	337	A	La.-Monroe	86 79									
235	A	Coastal Caro.	71 84	235	H	Coastal Caro.	92 97									
102	H	Little Rock	76 70	271	H	Appalachian St.	81 74									
212	H	Arkansas St.	95 78	163	A	South Ala.	68 79									

Non-Div I Games: Montevallo 130 50 Stillman 89 62

Troy

T
u
l
a
n
e

Tulane				Through Games Of Feb. 28, 2018							
Average RPI	Win:	190	WON-LOST	WINNING	LAST 10	STRENGTH OF	OPP. STRENGTH	TEAM	ADJ.	CONF.	ADJ CONF.
Average RPI	Loss:	74	RECORD	PCT. RANK	GAMES	SCHEDULE	OF SCHEDULE	RPI	RPI	RPI	RPI
DIV. I ONLY			13- 16	207	3- 7	57	76	127	127	8	8
DIV. I NON-CONF.			8- 5	111	0- 0	94	106	90	90	7	7

TOTALS		RPI 1-25		RPI 26-50		W-L RECORDS		RPI 51-100	RPI 101-999	RPI 201+	
13- 16		0- 5		0- 3		OVERALL		1- 2	12- 6	6- 1	
9- 5		0- 2		0- 1		HOME		0- 1	9- 1	3- 0	
3- 9		0- 0		0- 0		AWAY		1- 0	2- 0	2- 0	
1- 2		0- 0		0- 1		NEUTRAL		0- 0	1- 1	1- 0	
8- 5		0- 1		0- 2		NON-CONFERENCE		1- 0	7- 2	3- 1	
5- 1		0- 0		0- 1		HOME		0- 0	5- 0	1- 0	
2- 2		0- 1		0- 0		AWAY		1- 0	1- 1	1- 1	
1- 2		0- 0		0- 1		NEUTRAL		0- 0	1- 1	1- 0	
5- 11		0- 4		0- 1		CONFERENCE		0- 2	5- 4	3- 0	
4- 4		0- 2		0- 0		HOME		0- 1	4- 1	2- 0	
1- 7		0- 2		0- 1		AWAY		0- 1	1- 3	1- 0	
0- 0		0- 0		0- 0		NEUTRAL		0- 0	0- 0	0- 0	

RPI 1-25				RPI 26-50				RPI 51-100				RPI 101+ Team's RPI: 127			
RPI	S	Opponent	Score	RPI	S	Opponent	Score	RPI	S	Opponent	Score	RPI	S	Opponent	Score
2	A	UConn	45 98	26	H	LSU	50 73	70	A	Houston	48 72	106	H	Middle Tenn.	62 44
2	H	UConn	47 91	31	N	Dayton	65 71	70	H	Houston	92 98	109	N	Iowa St.	64 67
13	A	South Fla.	46 75	44	A	UCF	51 59	75	A	Maine	42 34	118	A	Cincinnati	52 83
13	H	South Fla.	53 63									133	A	Wichita St.	70 81
21	A	NC State	55 79									133	H	Wichita St.	56 64
												144	H	Vanderbilt	71 59
												167	H	Troy	106 75
												189	A	Memphis	60 73
												193	H	Temple	69 65
												194	H	UTEP	67 56
												201	H	East Carolina	64 58
												205	A	Southern Miss.	58 66
												207	H	SMU	52 46
												209	A	Tulsa	72 63
												209	H	Tulsa	70 39
												223	H	New Orleans	79 56
												268	N	San Diego St.	80 46
												280	A	McNeese	70 66

LAST 12 Division I GAMES:															
207	H	SMU	52 46	13	H	South Fla.	53 63								
133	A	Wichita St.	70 81	70	A	Houston	48 72								
2	H	UConn	47 91	2	A	UConn	45 98								
189	A	Memphis	60 73	201	H	East Carolina	64 58								
118	A	Cincinnati	52 83	209	H	Tulsa	70 39								
193	H	Temple	69 65	44	A	UCF	51 59								

Non-Div I Games:

Tulane

Average RPI Win:	162	WON-LOST	WINNING	LAST 10	STRENGTH OF	OPP. STRENGTH	TEAM	ADJ.	CONF.	ADJ CONF.
Average RPI Loss:	133	RECORD	PCT. RANK	GAMES	SCHEDULE	OF SCHEDULE	RPI	RPI	RPI	RPI
DIV. I ONLY	9- 19	267	1- 9	85	99	209	209	8	8	
DIV. I NON-CONF.	6- 6	170	0- 0	63	302	125	125	7	7	

TOTALS	RPI 1-25	RPI 26-50	W-L RECORDS	RPI 51-100	RPI 101-999	RPI 201+				
9- 19	0- 2	0- 1	OVERALL	2- 2	7- 14	3- 2				
5- 9	0- 1	0- 1	HOME	1- 2	4- 5	3- 0				
3- 10	0- 1	0- 0	AWAY	1- 0	2- 9	0- 2				
1- 0	0- 0	0- 0	NEUTRAL	0- 0	1- 0	0- 0				
6- 6	0- 0	0- 0	NON-CONFERENCE	1- 2	5- 4	3- 1				
3- 3	0- 0	0- 0	HOME	0- 2	3- 1	3- 0				
2- 3	0- 0	0- 0	AWAY	1- 0	1- 3	0- 1				
1- 0	0- 0	0- 0	NEUTRAL	0- 0	1- 0	0- 0				
3- 13	0- 2	0- 1	CONFERENCE	1- 0	2- 10	0- 1				
2- 6	0- 1	0- 1	HOME	1- 0	1- 4	0- 0				
1- 7	0- 1	0- 0	AWAY	0- 0	1- 6	0- 1				
0- 0	0- 0	0- 0	NEUTRAL	0- 0	0- 0	0- 0				

Tulsa

Tulsa

RPI 1-25				RPI 26-50				RPI 51-100				RPI 101+				Team's RPI: 209
RPI	S	Opponent	Score	RPI	S	Opponent	Score	RPI	S	Opponent	Score	RPI	S	Opponent	Score	
2	A	UConn	60 78	44	H	UCF	44 47	59	A	South Dakota	64 61	102	A	Little Rock	74 61	
13	H	South Fla.	57 71					60	H	American	67 72	118	A	Cincinnati	41 78	
								66	H	Belmont	65 90	118	H	Cincinnati	64 51	
								70	H	Houston	83 77	124	A	Saint Louis	66 77	
												127	A	Tulane	39 70	
												127	H	Tulane	63 72	
												133	A	Wichita St.	67 62	
												133	H	Wichita St.	59 70	
												138	A	Arkansas	41 67	
												152	N	Binghamton	60 55	
												179	H	Oral Roberts	41 53	
												189	A	Memphis	56 65	
												189	H	Memphis	48 69	
												193	A	Temple	75 76	
												201	A	East Carolina	67 73	
												201	H	East Carolina	57 59	
												207	A	SMU	70 74	
												212	H	Arkansas St.	68 58	
												221	A	North Texas	43 66	
												284	H	UMKC	76 52	
												331	H	Ark.-Pine Bluff	87 37	

LAST 12 Division I GAMES:																
133	H	Wichita St.	59 70	193	A	Temple	75 76									
189	A	Memphis	56 65	13	H	South Fla.	57 71									
201	H	East Carolina	57 59	44	H	UCF	44 47									
118	A	Cincinnati	41 78	127	A	Tulane	39 70									
70	H	Houston	83 77	2	A	UConn	60 78									
207	A	SMU	70 74	189	H	Memphis	48 69									

Non-Div I Games: Alas. Anchorage 53 59

Tulsa

Average RPI Win:	207	WON-LOST	WINNING	LAST 10	STRENGTH OF	OPP. STRENGTH	TEAM	ADJ.	CONF.	ADJ CONF.
Average RPI Loss:	147	RECORD	PCT. RANK	GAMES	SCHEDULE	OF SCHEDULE	RPI	RPI	RPI	RPI
DIV. I ONLY	20- 5	22	8- 2	209	195	84	84	18	18	
DIV. I NON-CONF.	9- 2	33	0- 0	316	188	109	109	20	20	

TOTALS	RPI 1-25	RPI 26-50	W-L RECORDS	RPI 51-100	RPI 101-999	RPI 201+				
20- 5	0- 0	1- 0	OVERALL	0- 1	19- 4	9- 1				
10- 3	0- 0	1- 0	HOME	0- 0	9- 3	5- 1				
9- 1	0- 0	0- 0	AWAY	0- 0	9- 1	4- 0				
1- 1	0- 0	0- 0	NEUTRAL	0- 1	1- 0	0- 0				
9- 2	0- 0	0- 0	NON-CONFERENCE	0- 1	9- 1	4- 0				
5- 0	0- 0	0- 0	HOME	0- 0	5- 0	3- 0				
3- 1	0- 0	0- 0	AWAY	0- 0	3- 1	1- 0				
1- 1	0- 0	0- 0	NEUTRAL	0- 1	1- 0	0- 0				
11- 3	0- 0	1- 0	CONFERENCE	0- 0	10- 3	5- 1				
5- 3	0- 0	1- 0	HOME	0- 0	4- 3	2- 1				
6- 0	0- 0	0- 0	AWAY	0- 0	6- 0	3- 0				
0- 0	0- 0	0- 0	NEUTRAL	0- 0	0- 0	0- 0				

RPI 1-25				RPI 26-50				RPI 51-100				RPI 101+			
RPI	S	Opponent	Score	RPI	S	Opponent	Score	RPI	S	Opponent	Score	RPI	S	Opponent	Score
				43	H	Western Ky.	79 61	54	N	Indiana	63 71	103	H	Rice	70 63
												106	A	Middle Tenn.	59 51
												106	H	Middle Tenn.	65 58
												136	A	Louisiana Tech	66 61
												136	H	Louisiana Tech	60 70
												153	H	Charlotte	71 80
												156	H	Southern Ill.	76 66
												163	A	South Ala.	78 66
												170	H	Samford	77 53
												189	A	Memphis	62 64
												191	N	UC Santa Barbara	67 54
												194	A	UTEP	84 64
												196	A	High Point	77 61
												205	H	Southern Miss.	63 80
												221	H	North Texas	68 52
												229	H	Fla. Atlantic	90 57
												271	A	Appalachian St.	70 59
												281	A	Old Dominion	74 61
												302	A	Marshall	69 62
												306	H	Alabama St.	61 44
												309	A	FIU	71 61
												317	H	Alabama A&M	85 58
												338	H	Mississippi Val.	87 72
LAST 12 Division I GAMES:															
				136	H	Louisiana Tech	60 70	194	A	UTEP	84 64				
				106	H	Middle Tenn.	65 58	229	H	Fla. Atlantic	90 57				
				153	H	Charlotte	71 80	309	A	FIU	71 61				
				103	H	Rice	70 63	221	H	North Texas	68 52				
				302	A	Marshall	69 62	205	H	Southern Miss.	63 80				
				136	A	Louisiana Tech	66 61	43	H	Western Ky.	79 61				

Non-Div I Games: Tuskegee 105 50 Miles 85 42

UAB

UC Davis

UC Davis

UC Davis				Through Games Of Feb. 28, 2018							
Average RPI	Win:	207	WON-LOST RECORD	WINNING PCT. RANK	LAST 10 GAMES	STRENGTH OF SCHEDULE	OPP. STRENGTH OF SCHEDULE	TEAM RPI	ADJ. RPI	CONF. RPI	ADJ CONF. RPI
DIV. I ONLY			23- 4	12	9- 1	203	166	58	58	21	21
DIV. I NON-CONF.			10- 3	52	0- 0	163	77	59	59	19	19

TOTALS		RPI 1-25	RPI 26-50		W-L RECORDS		RPI 51-100	RPI 101-999	RPI 201+		
23- 4	0- 0	0- 2		OVERALL		1- 1	22- 1	11- 1			
13- 1	0- 0	0- 1		HOME		0- 0	13- 0	7- 0			
9- 3	0- 0	0- 1		AWAY		1- 1	8- 1	4- 1			
1- 0	0- 0	0- 0		NEUTRAL		0- 0	1- 0	0- 0			
10- 3	0- 0	0- 2		NON-CONFERENCE		1- 1	9- 0	4- 0			
5- 1	0- 0	0- 1		HOME		0- 0	5- 0	2- 0			
4- 2	0- 0	0- 1		AWAY		1- 1	3- 0	2- 0			
1- 0	0- 0	0- 0		NEUTRAL		0- 0	1- 0	0- 0			
13- 1	0- 0	0- 0		CONFERENCE		0- 0	13- 1	7- 1			
8- 0	0- 0	0- 0		HOME		0- 0	8- 0	5- 0			
5- 1	0- 0	0- 0		AWAY		0- 0	5- 1	2- 1			
0- 0	0- 0	0- 0		NEUTRAL		0- 0	0- 0	0- 0			
RPI 1-25			RPI 26-50			RPI 51-100			Team's RPI: 58		
RPI S	Opponent	Score	RPI S	Opponent	Score	RPI S	Opponent	Score	RPI S	Opponent	Score
33	A Oregon St.	47 61	72	A Saint Mary's (CA)	74 50	107	H Washington St.	91 76	128	N Yale	71 61
44	H UCF	55 62	79	A Fordham	62 70	130	H Portland St.	79 67	131	H San Francisco	72 55
						147	A Cal Poly	80 76	147	H Cal Poly	85 77
						181	A UC Irvine	76 67	181	H UC Irvine	66 56
						190	A Paci fic	90 58	191	A UC Santa Barbara	68 61
						191	H UC Santa Barbara	69 63	213	A CSUN	71 75
						213	H CSUN	72 46	222	A Seattle U	79 53
						246	H Pepperdi ne	69 64	247	H UC Ri versi de	74 63
						250	A Hawai i	68 56	250	H Hawai i	76 52
						278	H Sacramento St.	79 72	301	A Long Beach St.	83 71
						301	H Long Beach St.	79 49	325	H Cal St. Fullerton	67 53
						328	A Southern Utah	85 59			
LAST 12 Division I GAMES:											
181	H UC Irvine	66 56	301	A Long Beach St.	83 71						
250	A Hawai i	68 56	191	H UC Santa Barbara	69 63						
301	H Long Beach St.	79 49	325	H Cal St. Fullerton	67 53						
213	H CSUN	72 46	147	A Cal Poly	80 76						
147	H Cal Poly	85 77	191	A UC Santa Barbara	68 61						
213	A CSUN	71 75	247	H UC Ri versi de	74 63						

Non-Div I Games:

UC Davis

UC Irvine				Through Games Of Feb. 28, 2018						
Average RPI Win:	254	WON-LOST	WINNING	LAST 10	STRENGTH OF	OPP. STRENGTH	TEAM	ADJ.	CONF.	ADJ CONF.
Average RPI Loss:	142	RECORD	PCT. RANK	GAMES	SCHEDULE	OF SCHEDULE	RPI	RPI	RPI	RPI
DIV. I ONLY	16- 11	119	7- 3	291	205	181	181	21	21	
DIV. I NON-CONF.	7- 6	165	0- 0	297	243	217	217	19	19	

TOTALS	RPI 1-25	RPI 26-50	W-L RECORDS	RPI 51-100	RPI 101-999	RPI 201+				
16- 11	0- 0	0- 0	OVERALL	0- 4	16- 7	14- 2				
8- 4	0- 0	0- 0	HOME	0- 1	8- 3	6- 1				
8- 5	0- 0	0- 0	AWAY	0- 3	8- 2	8- 0				
0- 2	0- 0	0- 0	NEUTRAL	0- 0	0- 2	0- 1				
7- 6	0- 0	0- 0	NON-CONFERENCE	0- 2	7- 4	7- 1				
3- 2	0- 0	0- 0	HOME	0- 0	3- 2	3- 0				
4- 2	0- 0	0- 0	AWAY	0- 2	4- 0	4- 0				
0- 2	0- 0	0- 0	NEUTRAL	0- 0	0- 2	0- 1				
9- 5	0- 0	0- 0	CONFERENCE	0- 2	9- 3	7- 1				
5- 2	0- 0	0- 0	HOME	0- 1	5- 1	3- 1				
4- 3	0- 0	0- 0	AWAY	0- 1	4- 2	4- 0				
0- 0	0- 0	0- 0	NEUTRAL	0- 0	0- 0	0- 0				

RPI 1-25				RPI 26-50				RPI 51-100				RPI 101+ Team's RPI: 181					
RPI	S	Opponent	Score	RPI	S	Opponent	Score	RPI	S	Opponent	Score	RPI	S	Opponent	Score		
								58	A	UC Davis	56	66	130	H	Portland St.	72	82
								58	H	UC Davis	67	76	133	N	Wichita St.	53	76
								83	A	UNLV	54	73	147	A	Cal Poly	76	79
								87	A	New Mexico	61	83	147	H	Cal Poly	107	66
													150	H	Idaho St.	72	78
													191	A	UC Santa Barbara	55	82
													191	H	UC Santa Barbara	77	74
													206	A	CSU Bakersfield	72	59
													213	H	CSUN	56	47
													222	A	Seattle U	84	79
													224	N	Illinois	59	65
													246	H	Pepperdine	75	74
													247	A	UC Riverside	81	71
													247	H	UC Riverside	76	63
													250	A	Hawaii	74	67
													250	H	Hawaii	70	66
													268	A	San Diego St.	67	65
													301	A	Long Beach St.	100	81
													301	H	Long Beach St.	73	80
													303	H	Utah St.	87	84
													313	H	Portland	63	52
													325	A	Cal St. Fullerton	76	60
													328	A	Southern Utah	71	64
LAST 12 Division I GAMES:																	
								58	A	UC Davis	56	66	325	A	Cal St. Fullerton	76	60
								301	H	Long Beach St.	73	80	213	H	CSUN	56	47
								191	A	UC Santa Barbara	55	82	247	A	UC Riverside	81	71
								147	H	Cal Poly	107	66	250	H	Hawaii	70	66
								247	H	UC Riverside	76	63	147	A	Cal Poly	76	79
								301	A	Long Beach St.	100	81	191	H	UC Santa Barbara	77	74

Non-Div I Games: Chapman 92 57

Average RPI Win:	213	WON-LOST	WINNING	LAST 10	STRENGTH OF	OPP. STRENGTH	TEAM	ADJ.	CONF.	ADJ CONF.
Average RPI Loss:	142	RECORD	PCT. RANK	GAMES	SCHEDULE	OF SCHEDULE	RPI	RPI	RPI	RPI
DIV. I ONLY	8- 20	279	3- 7	120	150	247	247	21	21	
DIV. I NON-CONF.	3- 11	289	0- 0	43	39	199	199	19	19	

TOTALS	RPI 1-25	RPI 26-50	W-L RECORDS	RPI 51-100	RPI 101-999	RPI 201+				
8- 20	0- 2	0- 2	OVERALL	1- 3	7- 13	5- 5				
6- 5	0- 0	0- 1	HOME	0- 0	6- 4	5- 0				
1- 13	0- 2	0- 1	AWAY	0- 3	1- 7	0- 3				
1- 2	0- 0	0- 0	NEUTRAL	1- 0	0- 2	0- 2				
3- 11	0- 2	0- 2	NON-CONFERENCE	1- 2	2- 5	1- 2				
1- 3	0- 0	0- 1	HOME	0- 0	1- 2	1- 0				
1- 6	0- 2	0- 1	AWAY	0- 2	1- 1	0- 0				
1- 2	0- 0	0- 0	NEUTRAL	1- 0	0- 2	0- 2				
5- 9	0- 0	0- 0	CONFERENCE	0- 1	5- 8	4- 3				
5- 2	0- 0	0- 0	HOME	0- 0	5- 2	4- 0				
0- 7	0- 0	0- 0	AWAY	0- 1	0- 6	0- 3				
0- 0	0- 0	0- 0	NEUTRAL	0- 0	0- 0	0- 0				

RPI 1-25				RPI 26-50				RPI 51-100				RPI 101+ Team's RPI: 247			
RPI	S	Opponent	Score	RPI	S	Opponent	Score	RPI	S	Opponent	Score	RPI	S	Opponent	Score
10	A	UCLA	48 68	45	H	Southern California	46 64	57	A	Arizona St.	48 73	109	A	Iowa St.	66 89
14	A	Stanford	43 53	46	A	Minnesota	75 101	58	A	UC Davis	63 74	132	A	Fresno St.	68 56
								59	A	South Dakota	66 75	134	H	Loyola Marymount	59 67
								83	N	UNLV	95 88	147	A	Cal Poly	73 91
												147	H	Cal Poly	82 87
												181	A	UC Irvine	63 76
												181	H	UC Irvine	71 81
												191	A	UC Santa Barbara	70 72
												191	H	UC Santa Barbara	84 76
												194	H	UTEP	62 73
												206	H	CSU Bakersfield	68 65
												207	N	SMU	51 73
												213	A	CSUN	55 60
												213	H	CSUN	69 58
												250	A	Hawaii	57 63
												250	H	Hawaii	79 57
												278	N	Sacramento St.	72 99
												301	H	Long Beach St.	77 53
												325	A	Cal St. Fullerton	62 71
												325	H	Cal St. Fullerton	63 50

LAST 12 Division I GAMES:															
191	A	UC Santa Barbara	70 72	250	A	Hawaii	57 63								
325	A	Cal St. Fullerton	62 71	181	H	UC Irvine	71 81								
213	H	CSUN	69 58	213	A	CSUN	55 60								
181	A	UC Irvine	63 76	250	H	Hawaii	79 57								
191	H	UC Santa Barbara	84 76	325	H	Cal St. Fullerton	63 50								
147	A	Cal Poly	73 91	58	A	UC Davis	63 74								

Non-Div I Games:

UC Riverside

Average RPI Win: 257
Average RPI Loss: 137

WON-LOST
RECORD

WINNING
PCT. RANK

LAST 10
GAMES

STRENGTH OF
SCHEDULE

OPP. STRENGTH
OF SCHEDULE

TEAM
RPI

ADJ.
RPI

CONF.
RPI

ADJ CONF.
RPI

DIV. I ONLY	12- 15	211	6- 4	148	239	191	191	21	21
DIV. I NON-CONF.	3- 9	280	0- 0	84	242	215	215	19	19
TOTALS	RPI 1-25	RPI 26-50	W-L RECORDS	RPI 51-100	RPI 101-999	RPI 201+			
12- 15	0- 1	0- 1	OVERALL	0- 4	12- 9	10- 4			
7- 5	0- 0	0- 0	HOME	0- 1	7- 4	5- 2			
5- 9	0- 1	0- 1	AWAY	0- 2	5- 5	5- 2			
0- 1	0- 0	0- 0	NEUTRAL	0- 1	0- 0	0- 0			
3- 9	0- 1	0- 1	NON-CONFERENCE	0- 2	3- 5	3- 2			
1- 3	0- 0	0- 0	HOME	0- 0	1- 3	1- 1			
2- 5	0- 1	0- 1	AWAY	0- 1	2- 2	2- 1			
0- 1	0- 0	0- 0	NEUTRAL	0- 1	0- 0	0- 0			
9- 6	0- 0	0- 0	CONFERENCE	0- 2	9- 4	7- 2			
6- 2	0- 0	0- 0	HOME	0- 1	6- 1	4- 1			
3- 4	0- 0	0- 0	AWAY	0- 1	3- 3	3- 1			
0- 0	0- 0	0- 0	NEUTRAL	0- 0	0- 0	0- 0			

RPI	S	Opponent	Score	RPI	S	Opponent	Score	RPI	S	Opponent	Score	RPI	S	Opponent	Score	Team's RPI: 191
10	A	UCLA	44 74	33	A	Oregon St.	49 74	58	A	UC Davis	63 69	132	H	Fresno St.	57 64	
								58	H	UC Davis	61 68	134	A	Loyola Marymount	61 67	
								72	A	Saint Mary's (CA)	59 89	147	A	Cal Poly	72 73	
								84	N	UAB	54 67	147	H	Cal Poly	73 68	
												181	A	UC Irvine	74 77	
												181	H	UC Irvine	82 55	
												188	H	San Diego	58 71	
												213	A	CSUN	74 73	
												213	H	CSUN	30 48	
												219	A	New Mexico St.	77 47	
												222	H	Seattle U	71 77	
												247	A	UC Riverside	76 84	
												247	H	UC Riverside	72 70	
												250	H	Hawaii	71 61	
												268	H	San Diego St.	77 64	
												283	A	Santa Clara	63 68	
												301	A	Long Beach St.	90 74	
												301	H	Long Beach St.	51 44	
												305	A	Northern Ariz.	96 93	
												325	A	Cal St. Fullerton	59 52	
												325	H	Cal St. Fullerton	78 59	
LAST 12 Division I GAMES:																
247	H	UC Riverside	72 70	250	H	Hawaii	71 61									
147	A	Cal Poly	72 73	213	H	CSUN	30 48									
181	H	UC Irvine	82 55	58	A	UC Davis	63 69									
325	H	Cal St. Fullerton	78 59	301	A	Long Beach St.	90 74									
325	A	Cal St. Fullerton	59 52	58	H	UC Davis	61 68									
247	A	UC Riverside	76 84	181	A	UC Irvine	74 77									

Non-Div I Games:

UC Santa Barbara

Average RPI Win:	168	WON-LOST	WINNING	LAST 10	STRENGTH OF	OPP. STRENGTH	TEAM	ADJ.	CONF.	ADJ CONF.
Average RPI Loss:	63	RECORD	PCT. RANK	GAMES	SCHEDULE	OF SCHEDULE	RPI	RPI	RPI	RPI
DIV. I ONLY	20- 9	68	8- 2	53	81	44	44	8	8	
DIV. I NON-CONF.	8- 5	111	0- 0	70	146	67	67	7	7	

TOTALS	RPI 1-25	RPI 26-50	W-L RECORDS	RPI 51-100	RPI 101-999	RPI 201+				
20- 9	0- 4	0- 1	OVERALL	4- 2	16- 2	6- 0				
10- 4	0- 2	0- 1	HOME	1- 1	9- 0	2- 0				
10- 5	0- 2	0- 0	AWAY	3- 1	7- 2	4- 0				
0- 0	0- 0	0- 0	NEUTRAL	0- 0	0- 0	0- 0				
8- 5	0- 0	0- 1	NON-CONFERENCE	3- 2	5- 2	3- 0				
4- 2	0- 0	0- 1	HOME	1- 1	3- 0	1- 0				
4- 3	0- 0	0- 0	AWAY	2- 1	2- 2	2- 0				
0- 0	0- 0	0- 0	NEUTRAL	0- 0	0- 0	0- 0				
12- 4	0- 4	0- 0	CONFERENCE	1- 0	11- 0	3- 0				
6- 2	0- 2	0- 0	HOME	0- 0	6- 0	1- 0				
6- 2	0- 2	0- 0	AWAY	1- 0	5- 0	2- 0				
0- 0	0- 0	0- 0	NEUTRAL	0- 0	0- 0	0- 0				

RPI 1-25				RPI 26-50				Team's RPI: 44				RPI 51-100				RPI 101+			
RPI	S	Opponent	Score	RPI	S	Opponent	Score	RPI	S	Opponent	Score	RPI	S	Opponent	Score	RPI	S	Opponent	Score
2	A	UConn	44 80	47	H	Elon	57 71	53	H	Mercer	64 73	118	A	Cincinnati	50 38				
2	H	UConn	37 55					58	A	UC Davis	62 55	127	H	Tulane	59 51				
13	A	South Fla.	45 62					70	A	Houston	64 59	133	H	Wichita St.	59 53				
13	H	South Fla.	68 77					74	A	Virginia Tech	69 86	139	H	UNI	53 43				
								82	H	IUPUI	63 59	170	A	Samford	51 58				
								98	A	Chattanooga	58 57	185	H	Davidson	62 54				
												189	A	Memphis	63 40				
												189	H	Memphis	61 41				
												190	A	Pacific	74 78				
												193	A	Temple	64 57				
												193	H	Temple	76 46				
												201	H	East Carolina	75 54				
												207	A	SMU	60 42				
												207	H	SMU	58 43				
												209	A	Tulsa	47 44				
												217	A	Boston U.	47 32				
												218	A	Gardner-Webb	65 30				
												326	H	Ga. Southern	62 38				
LAST 12 Division I GAMES:																			
201	H	East Carolina	75 54	189	H	Memphis	61 41												
70	A	Houston	64 59	118	A	Cincinnati	50 38												
189	A	Memphis	63 40	209	A	Tulsa	47 44												
13	H	South Fla.	68 77	207	H	SMU	58 43												
193	A	Temple	64 57	127	H	Tulane	59 51												
2	H	UConn	37 55	13	A	South Fla.	45 62												

Non-Div I Games:

UCF

Average RPI Win:	115	WON-LOST	WINNING	LAST 10	STRENGTH OF	OPP. STRENGTH	TEAM	ADJ.	CONF.	ADJ CONF.
Average RPI Loss:	19	RECORD	PCT. RANK	GAMES	SCHEDULE	OF SCHEDULE	RPI	RPI	RPI	RPI
DIV. I ONLY	23- 6	27	8- 2	12	14	10	10	5	5	
DIV. I NON-CONF.	9- 2	33	0- 0	35	12	17	17	3	3	

TOTALS	RPI 1-25	RPI 26-50	W-L RECORDS	RPI 51-100	RPI 101-999	RPI 201+				
23- 6	2- 4	6- 1	OVERALL	5- 1	10- 0	4- 0				
13- 2	2- 2	3- 0	HOME	2- 0	6- 0	4- 0				
8- 4	0- 2	2- 1	AWAY	2- 1	4- 0	0- 0				
2- 0	0- 0	1- 0	NEUTRAL	1- 0	0- 0	0- 0				
9- 2	1- 1	1- 0	NON-CONFERENCE	2- 1	5- 0	3- 0				
5- 1	1- 1	0- 0	HOME	0- 0	4- 0	3- 0				
2- 1	0- 0	0- 0	AWAY	1- 1	1- 0	0- 0				
2- 0	0- 0	1- 0	NEUTRAL	1- 0	0- 0	0- 0				
14- 4	1- 3	5- 1	CONFERENCE	3- 0	5- 0	1- 0				
8- 1	1- 1	3- 0	HOME	2- 0	2- 0	1- 0				
6- 3	0- 2	2- 1	AWAY	1- 0	3- 0	0- 0				
0- 0	0- 0	0- 0	NEUTRAL	0- 0	0- 0	0- 0				

RPI	S	Opponent	Score	RPI	S	Opponent	Score	RPI	S	Opponent	Score	RPI	S	Opponent	Score
2	H	UConn	60 78	33	A	Oregon St.	64 67	51	A	Oklahoma St.	72 87	107	A	Washington St.	79 71
4	H	Baylor	82 68	33	H	Oregon St.	84 49	57	H	Arizona St.	71 63	125	A	Seton Hall	77 68
8	A	Oregon	94 101	39	A	Cal i forni a	82 46	79	A	Fordham	67 30	149	A	Col orado	93 55
8	H	Oregon	61 70	39	H	Cal i forni a	60 52	93	N	Kansas St.	64 55	149	H	Col orado	73 67
14	A	Stanford	65 76	45	A	Southern Cal i forni a	84 70	97	A	Utah	81 74	191	H	UC Santa Barbara	74 44
14	H	Stanford	64 53	45	H	Southern Cal i forni a	59 46	97	H	Utah	78 71	196	A	Washing ton	86 69
				50	N	Creighton	72 63					245	H	Presbyteri an	76 40
LAST 12 Division I GAMES:															
				97	H	Utah	78 71	45	A	Southern Cal i forni a	84 70				
				149	H	Col orado	73 67	45	H	Southern Cal i forni a	59 46				
				8	A	Oregon	94 101	107	A	Washing ton St.	79 71				
				33	A	Oregon St.	64 67	196	A	Washing ton	86 69				
				57	H	Ari zona St.	71 63	14	H	Stanford	64 53				
				275	H	Ari zona	69 46	39	H	Cal i forni a	60 52				

Non-Div I Games:

UCLA

Average RPI Win:	89	WON-LOST	WINNING	LAST 10	STRENGTH OF	OPP. STRENGTH	TEAM	ADJ.	CONF.	ADJ CONF.
Average RPI Loss:	0	RECORD	PCT. RANK	GAMES	SCHEDULE	OF SCHEDULE	RPI	RPI	RPI	RPI
DIV. I ONLY	29- 0	1	10- 0	3	5	2	2	8	8	
DIV. I NON-CONF.	13- 0	1	2- 0	1	1	1	1	7	7	

TOTALS	RPI 1-25	RPI 26-50	W-L RECORDS	RPI 51-100	RPI 101-999	RPI 201+				
29- 0	10- 0	4- 0	OVERALL	3- 0	12- 0	3- 0				
12- 0	4- 0	2- 0	HOME	0- 0	6- 0	1- 0				
13- 0	5- 0	1- 0	AWAY	1- 0	6- 0	2- 0				
4- 0	1- 0	1- 0	NEUTRAL	2- 0	0- 0	0- 0				
13- 0	8- 0	2- 0	NON-CONFERENCE	2- 0	1- 0	1- 0				
4- 0	3- 0	1- 0	HOME	0- 0	0- 0	0- 0				
5- 0	4- 0	0- 0	AWAY	0- 0	1- 0	1- 0				
4- 0	1- 0	1- 0	NEUTRAL	2- 0	0- 0	0- 0				
16- 0	2- 0	2- 0	CONFERENCE	1- 0	11- 0	2- 0				
8- 0	1- 0	1- 0	HOME	0- 0	6- 0	1- 0				
8- 0	1- 0	1- 0	AWAY	1- 0	5- 0	1- 0				
0- 0	0- 0	0- 0	NEUTRAL	0- 0	0- 0	0- 0				

RPI 1-25				Team's RPI : 2				RPI 26-50				RPI 51-100				RPI 101+			
RPI	S	Opponent	Score	RPI	S	Opponent	Score	RPI	S	Opponent	Score	RPI	S	Opponent	Score	RPI	S	Opponent	Score
1	H	Notre Dame	80 71	30	N	Oklahoma	88 64	61	N	Michigan St.	96 62	118	H	Cincinnati	106 65				
5	H	Louisville	69 58	39	H	California	82 47	70	A	Houston	95 35	127	A	Tulane	91 47				
10	A	UCLA	78 60	44	A	UCF	55 37	71	N	Duquesne	104 52	127	H	Tulane	98 45				
11	A	Texas	75 71	44	H	UCF	80 44					133	H	Wichita St.	124 43				
13	A	South Fla.	100 49									189	A	Memphis	93 36				
13	H	South Fla.	82 53									189	H	Memphis	97 49				
14	N	Stanford	78 53									193	A	Temple	113 57				
17	A	South Carolina	83 58									193	H	Temple	106 45				
20	H	Maryland	97 72									201	A	East Carolina	96 35				
24	A	DePaul	103 69									207	A	SMU	80 36				
																208	A	Nevada	88 57
																209	H	Tulsa	78 60

Non-Div I Games:

UConn

UMBC		Average RPI Win: 334	WON-LOST RECORD	WINNING PCT. RANK	LAST 10 GAMES	STRENGTH OF SCHEDULE	OPP. STRENGTH OF SCHEDULE	TEAM RPI	ADJ. RPI	CONF. RPI	ADJ. CONF. RPI
Average RPI Loss: 166											
DIV. I ONLY		4- 25	329	3- 7	205	267	324	324	20	20	
DIV. I NON-CONF.		0- 12	337	0- 0	244	230	343	343	24	24	

TOTALS	RPI 1-25	RPI 26-50	W-L RECORDS		RPI 51-100	RPI 101-999	RPI 201+				
4- 25	0- 0	0- 1	OVERALL		0- 6	4- 18	4- 8				
2- 11	0- 0	0- 0	HOME		0- 3	2- 8	2- 3				
2- 12	0- 0	0- 1	AWAY		0- 3	2- 8	2- 3				
0- 2	0- 0	0- 0	NEUTRAL		0- 0	0- 2	0- 2				
0- 12	0- 0	0- 1	NON-CONFERENCE		0- 2	0- 9	0- 7				
0- 4	0- 0	0- 0	HOME		0- 1	0- 3	0- 2				
0- 6	0- 0	0- 1	AWAY		0- 1	0- 4	0- 3				
0- 2	0- 0	0- 0	NEUTRAL		0- 0	0- 2	0- 2				
4- 13	0- 0	0- 0	CONFERENCE		0- 4	4- 9	4- 1				
2- 7	0- 0	0- 0	HOME		0- 2	2- 5	2- 1				
2- 6	0- 0	0- 0	AWAY		0- 2	2- 4	2- 0				
0- 0	0- 0	0- 0	NEUTRAL		0- 0	0- 0	0- 0				

RPI 1-25				RPI 26-50				RPI 51-100				RPI 101+				Team's RPI: 324
RPI	S	Opponent	Score	RPI	S	Opponent	Score	RPI	S	Opponent	Score	RPI	S	Opponent	Score	
				32	A	Princeton	40 77	60	H	American	48 61	105	A	George Mason	38 58	
								75	A	Maine	36 69	145	A	Hartford	54 65	
								75	H	Maine	50 64	145	H	Hartford	54 61	
								77	A	Albany (NY)	45 79	152	A	Binghamton	51 81	
								77	H	Albany (NY)	75 78	152	H	Binghamton	53 68	
								79	A	Fordham	46 55	171	H	Denver	48 70	
												178	A	Stony Brook	49 53	
												178	H	Stony Brook	44 69	
												184	A	New Hampshire	51 56	
												184	H	New Hampshire	46 51	
												204	H	Columbia	44 60	
												237	A	Hofstra	55 71	
												248	N	St. Bonaventure	54 63	
												262	A	Towson	64 95	
												274	A	UMES	43 66	
												277	H	LIU Brooklyn	52 66	
												288	N	North Dakota St.	53 67	
												291	A	Vermont	52 51	
												291	H	Vermont	58 72	
												348	A	UMass Lowell	61 39	
												348	H	UMass Lowell	66 54	
												348	H	UMass Lowell	73 65	

LAST 12 Division I GAMES:																
				348	H	UMass Lowell	73 65	152	H	Binghamton	53 68					
				348	A	UMass Lowell	61 39	291	A	Vermont	52 51					
				145	H	Hartford	54 61	178	H	Stony Brook	44 69					
				77	A	Albany (NY)	45 79	75	A	Maine	36 69					
				178	A	Stony Brook	49 53	152	A	Binghamton	51 81					
				184	H	New Hampshire	46 51	77	H	Albany (NY)	75 78					

Non-Div I Games: Gettysburg 72 45

UMBC

■ Loss,
 ■ Non-Conf,
 ■ S Site,
 ■ Home
 ■ A Away
 N Neutral

U
M
E
S

UMES				Through Games Of Feb. 28, 2018						
Average RPI Win:	314	WON-LOST	WINNING	LAST 10	STRENGTH OF	OPP. STRENGTH	TEAM	ADJ.	CONF.	ADJ CONF.
Average RPI Loss:	168	RECORD	PCT. RANK	GAMES	SCHEDULE	OF SCHEDULE	RPI	RPI	RPI	RPI
DIV. I ONLY	8- 17	269	6- 4	218	331	274	274	30	30	
DIV. I NON-CONF.	1- 8	313	0- 0	92	167	277	277	30	30	

TOTALS	RPI 1-25	RPI 26-50	W-L RECORDS	RPI 51-100	RPI 101-999	RPI 201+				
8- 17	0- 1	0- 1	OVERALL	0- 1	8- 14	8- 4				
5- 5	0- 0	0- 0	HOME	0- 0	5- 5	5- 1				
3- 11	0- 1	0- 1	AWAY	0- 1	3- 8	3- 3				
0- 1	0- 0	0- 0	NEUTRAL	0- 0	0- 1	0- 0				
1- 8	0- 1	0- 1	NON-CONFERENCE	0- 1	1- 5	1- 1				
1- 1	0- 0	0- 0	HOME	0- 0	1- 1	1- 1				
0- 6	0- 1	0- 1	AWAY	0- 1	0- 3	0- 0				
0- 1	0- 0	0- 0	NEUTRAL	0- 0	0- 1	0- 0				
7- 9	0- 0	0- 0	CONFERENCE	0- 0	7- 9	7- 3				
4- 4	0- 0	0- 0	HOME	0- 0	4- 4	4- 0				
3- 5	0- 0	0- 0	AWAY	0- 0	3- 5	3- 3				
0- 0	0- 0	0- 0	NEUTRAL	0- 0	0- 0	0- 0				

U
M
E
S

RPI 1-25				RPI 26-50				RPI 51-100				RPI 101+ Team's RPI: 274			
RPI	S	Opponent	Score	RPI	S	Opponent	Score	RPI	S	Opponent	Score	RPI	S	Opponent	Score
16	A	Buffalo	41 76	29	A	Syracuse	45 68	74	A	Virginia Tech	52 90	104	A	Wake Forest	50 92
												105	A	George Mason	68 82
												126	A	Bethune-Cookman	61 73
												126	H	Bethune-Cookman	48 55
												152	N	Binghamton	51 68
												172	A	N. C. A&T	60 65
												172	H	N. C. A&T	45 57
												192	H	Norfolk St.	53 63
												198	H	Hampton	65 70
												201	A	East Carolina	54 64
												265	A	Howard	83 79
												265	H	Howard	58 52
												266	A	Morgan St.	50 63
												292	H	Mt. St. Mary's	63 66
												314	A	Coppin St.	63 69
												318	A	N. C. Central	80 69
												318	H	N. C. Central	84 73
												321	A	South Carolina St.	51 54
												324	H	UMBC	66 43
												334	H	Delaware St.	76 56
												343	A	Savannah St.	68 56
												344	H	Florida A&M	87 70

LAST 12 Division I GAMES:															
334	H	Delaware St.	76 56	344	H	Florida A&M	87 70	314	A	Coppin St.	63 69	265	H	Howard	58 52
192	H	Norfolk St.	53 63	318	H	N. C. Central	84 73	172	H	N. C. A&T	45 57	321	A	South Carolina St.	51 54
172	A	N. C. A&T	60 65	126	A	Bethune-Cookman	61 73								

Non-Div I Games: Wesley 97 30 Alas. Anchorage 59 69 Valley Forge 92 38

UMES

UMKC				Through Games Of Feb. 28, 2018							
Average RPI Win:		269	WON-LOST RECORD	WINNING PCT. RANK	LAST 10 GAMES	STRENGTH OF SCHEDULE	OPP. STRENGTH OF SCHEDULE	TEAM RPI	ADJ. RPI	CONF. RPI	ADJ CONF. RPI
Average RPI Loss:		188									
DIV. I ONLY		7- 18	283	5- 5	211	309	284	284	31	31	
DIV. I NON-CONF.		1- 11	331	0- 0	143	125	295	295	31	31	

TOTALS		RPI 1-25	RPI 26-50		W-L RECORDS		RPI 51-100	RPI 101-999	RPI 201+		
7- 18		0- 0	0- 1		OVERALL		0- 2	7- 15	6- 10		
3- 7		0- 0	0- 1		HOME		0- 0	3- 6	3- 4		
3- 11		0- 0	0- 0		AWAY		0- 2	3- 9	3- 6		
1- 0		0- 0	0- 0		NEUTRAL		0- 0	1- 0	0- 0		
1- 11		0- 0	0- 1		NON-CONFERENCE		0- 2	1- 8	0- 3		
0- 3		0- 0	0- 1		HOME		0- 0	0- 2	0- 0		
0- 8		0- 0	0- 0		AWAY		0- 2	0- 6	0- 3		
1- 0		0- 0	0- 0		NEUTRAL		0- 0	1- 0	0- 0		
6- 7		0- 0	0- 0		CONFERENCE		0- 0	6- 7	6- 7		
3- 4		0- 0	0- 0		HOME		0- 0	3- 4	3- 4		
3- 3		0- 0	0- 0		AWAY		0- 0	3- 3	3- 3		
0- 0		0- 0	0- 0		NEUTRAL		0- 0	0- 0	0- 0		

RPI 1-25				RPI 26-50				RPI 51-100				RPI 101+ Team's RPI: 284			
RPI	S	Opponent	Score	RPI	S	Opponent	Score	RPI	S	Opponent	Score	RPI	S	Opponent	Score
				37	H	Northern Colo.	73 88	63	A	Nebraska	60 80	109	A	Iowa St.	45 61
								99	A	Western Ill.	71 90	133	A	Wichita St.	63 72
												169	A	Kansas	48 63
												171	H	Denver	68 77
												179	H	Oral Roberts	73 76
												182	N	Stetson	67 50
												206	A	CSU Bakersfield	60 58
												206	H	CSU Bakersfield	62 76
												209	A	Tulsa	52 76
												219	A	New Mexico St.	62 70
												219	H	New Mexico St.	67 76
												222	A	Seattle U	62 66
												222	H	Seattle U	58 62
												229	A	Fla. Atlantic	55 65
												249	A	Illinois St.	53 64
												263	A	Grand Canyon	62 59
												263	H	Grand Canyon	84 82
												311	A	UTRGV	54 52
												311	H	UTRGV	79 59
												323	A	Utah Valley	65 68
												323	H	Utah Valley	59 66
												345	H	Chicago St.	106 47

LAST 12 Division I GAMES:															
				219	H	New Mexico St.	67 76	263	H	Grand Canyon	84 82				
				311	H	UTRGV	79 59	219	A	New Mexico St.	62 70				
				345	H	Chicago St.	106 47	263	A	Grand Canyon	62 59				
				323	A	Utah Valley	65 68	206	A	CSU Bakersfield	60 58				
				222	A	Seattle U	62 66	222	H	Seattle U	58 62				
				206	H	CSU Bakersfield	62 76	323	H	Utah Valley	59 66				

Non-Div I Games: Lincoln (MO) 98 41 Harris-Stowe 114 59 Cent. Christian Bib90 10

UMKC

Loss, Non-Conf, S Site, H Home A Away N Neutral

Average RPI Win: 281

Average RPI Loss: 219

WON-LOST
RECORDWINNING
PCT. RANKLAST 10
GAMESSTRENGTH OF
SCHEDULEOPP. STRENGTH
OF SCHEDULETEAM
RPIADJ.
RPICONF.
RPIADJ CONF.
RPIDIV. I ONLY
DIV. I NON-CONF.3- 26
2- 10338
3001- 9
0- 0339
348288
345348
348348
34820
2420
24

TOTALS

RPI 1-25

RPI 26-50

W-L RECORDS

RPI 51-100

RPI 101-999

RPI 201+

3- 26

0- 0

0- 0

OVERALL

0- 4

3- 22

3- 14

2- 11

0- 0

0- 0

HOME

0- 2

2- 9

2- 5

1- 15

0- 0

0- 0

AWAY

0- 2

1- 13

1- 9

0- 0

0- 0

0- 0

NEUTRAL

0- 0

0- 0

0- 0

2- 10

0- 0

0- 0

NON-CONFERENCE

0- 0

2- 10

2- 10

1- 4

0- 0

0- 0

HOME

0- 0

1- 4

1- 4

1- 6

0- 0

0- 0

AWAY

0- 0

1- 6

1- 6

0- 0

0- 0

0- 0

NEUTRAL

0- 0

0- 0

0- 0

1- 16

0- 0

0- 0

CONFERENCE

0- 4

1- 12

1- 4

1- 7

0- 0

0- 0

HOME

0- 2

1- 5

1- 1

0- 9

0- 0

0- 0

AWAY

0- 2

0- 7

0- 3

0- 0

0- 0

0- 0

NEUTRAL

0- 0

0- 0

0- 0

RPI 1-25

RPI 26-50

RPI 51-100

RPI 101+

Team's RPI: 348

RPI S Opponent Score

RPI S Opponent Score

RPI S Opponent Score

RPI S Opponent Score

75 Maine 65 70
 75 Maine 51 69
 77 Albany (NY) 60 93
 77 Albany (NY) 52 61

145 Hartford 56 78
 145 Hartford 42 81
 152 Binghamton 38 52
 152 Binghamton 46 76
 178 Stony Brook 50 59
 178 Stony Brook 60 63
 184 New Hampshire 45 66
 184 New Hampshire 49 70
 204 Columbia 77 70
 233 Holy Cross 56 84
 241 Texas Tech 65 93
 266 Morgan St. 59 65
 267 Fairfield 67 78
 273 Cornell 53 71
 276 Massachusetts 63 73
 282 Colgate 64 84
 286 Fairleigh Dickinson 51 60
 291 Vermont 55 63
 291 Vermont 65 60
 324 UMBC 54 66
 324 UMBC 65 73
 324 UMBC 39 61
 332 Rhode Island 64 81
 341 Longwood 82 84
 347 Saint Peter's 66 60

LAST 12 Division I GAMES:

324 UMBC 65 73 178 Stony Brook 60 63
 324 UMBC 39 61 77 Albany (NY) 60 93
 184 New Hampshire 49 70 75 Maine 51 69
 152 Binghamton 38 52 145 Hartford 56 78
 75 Maine 65 70 178 Stony Brook 50 59
 291 Vermont 65 60 152 Binghamton 46 76

U
M
a
s
s
L
o
w
e
l
lU
M
a
s
s
L
o
w
e
l
l

Non-Div I Games:

Fisher

102 47

UMass Lowell

Average RPI Win:	260	WON-LOST	WINNING	LAST 10	STRENGTH OF	OPP. STRENGTH	TEAM	ADJ.	CONF.	ADJ CONF.
Average RPI Loss:	183	RECORD	PCT. RANK	GAMES	SCHEDULE	OF SCHEDULE	RPI	RPI	RPI	RPI
DIV. I ONLY	13- 14	187	5- 5	286	280	232	232	26	26	
DIV. I NON-CONF.	2- 8	290	0- 0	270	173	309	309	28	28	

TOTALS	RPI 1-25	RPI 26-50	W-L RECORDS	RPI 51-100	RPI 101-999	RPI 201+				
13- 14	0- 1	0- 0	OVERALL	1- 2	12- 11	10- 5				
6- 7	0- 0	0- 0	HOME	1- 1	5- 6	5- 1				
7- 7	0- 1	0- 0	AWAY	0- 1	7- 5	5- 4				
0- 0	0- 0	0- 0	NEUTRAL	0- 0	0- 0	0- 0				
2- 8	0- 1	0- 0	NON-CONFERENCE	0- 1	2- 6	2- 2				
1- 4	0- 0	0- 0	HOME	0- 1	1- 3	1- 0				
1- 4	0- 1	0- 0	AWAY	0- 0	1- 3	1- 2				
0- 0	0- 0	0- 0	NEUTRAL	0- 0	0- 0	0- 0				
11- 6	0- 0	0- 0	CONFERENCE	1- 1	10- 5	8- 3				
5- 3	0- 0	0- 0	HOME	1- 0	4- 3	4- 1				
6- 3	0- 0	0- 0	AWAY	0- 1	6- 2	4- 2				
0- 0	0- 0	0- 0	NEUTRAL	0- 0	0- 0	0- 0				

RPI 1-25				RPI 26-50				RPI 51-100				RPI 101+				Team's RPI: 232
RPI	S	Opponent	Score	RPI	S	Opponent	Score	RPI	S	Opponent	Score	RPI	S	Opponent	Score	
21	A	NC State	55 87					53	H	Mercer	56 67	106	H	Middle Tenn.	57 72	
								89	A	Liberty	48 53	137	A	Radford	67 56	
								89	H	Liberty	48 41	137	H	Radford	48 64	
												153	H	Charlotte	47 51	
												177	H	Furman	63 71	
												185	A	Davison	50 58	
												196	A	High Point	78 59	
												196	H	High Point	45 58	
												218	A	Gardner-Webb	61 60	
												245	A	Presbyterian	63 72	
												245	H	Presbyterian	74 76	
												254	A	Campbell	60 52	
												254	H	Campbell	38 33	
												271	H	Appalachian St.	69 60	
												295	A	USC Upstate	76 70	
												299	A	Wofford	68 70	
												316	A	Western Caro.	52 62	
												322	A	Charleston So.	78 61	
												322	H	Charleston So.	71 69	
												340	A	Winthrop	70 48	
												340	H	Winthrop	63 51	
												341	A	Longwood	54 67	
												341	H	Longwood	82 52	

LAST 12 Division I GAMES:																
245	A	Presbyterian	63 72	137	H	Radford	48 64									
341	A	Longwood	54 67	340	H	Winthrop	63 51									
254	H	Campbell	38 33	218	A	Gardner-Webb	61 60									
89	A	Liberty	48 53	245	H	Presbyterian	74 76									
322	H	Charleston So.	71 69	322	A	Charleston So.	78 61									
196	A	High Point	78 59	340	A	Winthrop	70 48									

Non-Div I Games: Warren Wilson 100 53

UNC Asheville

Average RPI Win: 254
Average RPI Loss: 147

WON-LOST
RECORD

WINNING
PCT. RANK

LAST 10
GAMES

STRENGTH OF
SCHEDULE

OPP. STRENGTH
OF SCHEDULE

TEAM
RPI

ADJ.
RPI

CONF.
RPI

ADJ CONF.
RPI

DIV. I ONLY	9- 16	248	4- 6	161	206	226	226	17	17
DIV. I NON-CONF.	3- 8	268	0- 0	188	297	252	252	17	17
<hr/>									
TOTALS	RPI 1-25	RPI 26-50	W-L RECORDS	RPI 51-100	RPI 101-999	RPI 201+			
9- 16	0- 1	0- 1	OVERALL	0- 4	9- 10	7- 3			
5- 6	0- 0	0- 0	HOME	0- 2	5- 4	3- 2			
4- 10	0- 1	0- 1	AWAY	0- 2	4- 6	4- 1			
0- 0	0- 0	0- 0	NEUTRAL	0- 0	0- 0	0- 0			
3- 8	0- 1	0- 1	NON-CONFERENCE	0- 0	3- 6	3- 3			
1- 3	0- 0	0- 0	HOME	0- 0	1- 3	1- 2			
2- 5	0- 1	0- 1	AWAY	0- 0	2- 3	2- 1			
0- 0	0- 0	0- 0	NEUTRAL	0- 0	0- 0	0- 0			
6- 8	0- 0	0- 0	CONFERENCE	0- 4	6- 4	4- 0			
4- 3	0- 0	0- 0	HOME	0- 2	4- 1	2- 0			
2- 5	0- 0	0- 0	AWAY	0- 2	2- 3	2- 0			
0- 0	0- 0	0- 0	NEUTRAL	0- 0	0- 0	0- 0			

RPI 1-25				RPI 26-50				RPI 51-100				RPI 101+ Team's RPI: 226			
RPI	S	Opponent	Score	RPI	S	Opponent	Score	RPI	S	Opponent	Score	RPI	S	Opponent	Score
12	A	Duke	54 85	35	A	Virginia	50 68	53	A	Mercer	57 80	113	A	ETSU	52 60
								53	H	Mercer	54 57	113	H	ETSU	65 61
								98	A	Chattanooga	42 49	137	A	Radford	53 56
								98	H	Chattanooga	57 73	170	A	Samford	48 56
<hr/>															
LAST 12 Division I GAMES:															
316	H	Western Caro.	57 54	113	H	ETSU	65 61	316	A	Western Caro.	88 67	170	A	Samford	48 56
53	H	Mercer	54 57	170	A	Samford	53 60	53	A	Mercer	57 80	177	A	Furman	54 55
170	H	Samford	53 60	299	A	Wofford	81 75	177	H	Furman	76 74	192	A	Norfolk St.	63 64
299	A	Wofford	81 75	177	A	Furman	54 55	299	H	Wofford	66 51	196	H	High Point	72 81
177	A	Furman	54 55	98	H	Chattanooga	57 73	299	A	Wofford	81 75	235	A	Coastal Caro.	60 54
98	H	Chattanooga	57 73					299	H	Wofford	66 51	245	A	Presbyterian	64 57
								312	A	Eastern Ky.	59 70	254	H	Campbell	61 72
								316	A	Western Caro.	88 67	285	H	VCU	74 61
								316	H	Western Caro.	57 54	289	H	Murray St.	52 63

Non-Div I Games: Greensboro 82 34 Tusculum 69 71 Lees-McRae 78 62 Southern Wesleyan 96 35
UNCG

Loss, Non-Conf, S Site, H Home A Away N Neutral

Average RPI Win: 259

Average RPI Loss: 141

WON-LOST
RECORDWINNING
PCT. RANKLAST 10
GAMESSTRENGTH OF
SCHEDULEOPP. STRENGTH
OF SCHEDULETEAM
RPIADJ.
RPICONF.
RPIADJ CONF.
RPIDIV. I ONLY
DIV. I NON-CONF.8- 17
5- 4269
1463- 7
0- 0226
334151
236256
232256
23210
1210
12

TOTALS

RPI 1-25

RPI 26-50

W-L RECORDS

RPI 51-100

RPI 101-999

RPI 201+

8- 17

0- 0

0- 3

OVERALL

0- 2

8- 12

6- 4

4- 7

0- 0

0- 1

HOME

0- 1

4- 5

3- 2

4- 10

0- 0

0- 2

AWAY

0- 1

4- 7

3- 2

0- 0

0- 0

0- 0

NEUTRAL

0- 0

0- 0

0- 0

5- 4

0- 0

0- 0

NON-CONFERENCE

0- 0

5- 4

4- 1

4- 0

0- 0

0- 0

HOME

0- 0

4- 0

3- 0

1- 4

0- 0

0- 0

AWAY

0- 0

1- 4

1- 1

0- 0

0- 0

0- 0

NEUTRAL

0- 0

0- 0

0- 0

3- 13

0- 0

0- 3

CONFERENCE

0- 2

3- 8

2- 3

0- 7

0- 0

0- 1

HOME

0- 1

0- 5

0- 2

3- 6

0- 0

0- 2

AWAY

0- 1

3- 3

2- 1

0- 0

0- 0

0- 0

NEUTRAL

0- 0

0- 0

0- 0

RPI 1-25

RPI 26-50

RPI 51-100

RPI 101+

Team's RPI: 256

RPI S Opponent Score

RPI S Opponent

Score

RPI S Opponent

Score

RPI S Opponent Score

47 A El on
48 A Drexel
48 H Drexel67 75
42 68
40 5864 A James Madi son
64 H James Madi son48 65
48 63111 A North Carolina 60 86
117 A Delaware 62 80
117 H Delaware 49 82
135 A Northeastern 39 56
135 H Northeastern 47 54
154 A William & Mary 64 49
154 H William & Mary 53 66
175 A Pittsburgh 55 74
177 A Furman 71 76
201 H East Carolina 66 62
235 A Coastal Caro. 41 57
237 A Hofstra 59 55
237 H Hofstra 61 69
262 A Towson 71 72
272 A Col. of Charleston 76 60
272 H Col. of Charleston 63 72
285 H VCU 83 67
299 A Wofford 65 60
307 H Georgia St. 74 62
318 H N.C. Central 89 63

LAST 12 Division I GAMES:

272 A Col. of Charleston 76 60
64 A James Madison 48 65
154 A William & Mary 64 49
48 H Drexel 40 58
272 H Col. of Charleston 63 72
237 A Hofstra 59 55135 A Northeastern 39 56
117 A Delaware 62 80
64 H James Madison 48 63
117 H Delaware 49 82
48 A Drexel 42 68
262 A Towson 71 72U
N
C
WU
N
C
W

Non-Div I Games:

Catawba

74 59

UNC Pembroke

73 64

UNCW

Loss, Non-Conf, S Site, H Home A Away N Neutral

UNI				Through Games Of Feb. 28, 2018						
Average RPI Win: 233		WON-LOST RECORD	WINNING PCT. RANK	LAST 10 GAMES	STRENGTH OF SCHEDULE	OPP. STRENGTH OF SCHEDULE	TEAM RPI	ADJ. RPI	CONF. RPI	ADJ CONF. RPI
Average RPI Loss: 95										
DIV. I ONLY		14- 12	151	7- 3	154	143	139	139	23	23
DIV. I NON-CONF.		3- 7	254	0- 0	33	8	132	132	21	21

TOTALS		RPI 1-25	RPI 26-50	W-L RECORDS	RPI 51-100	RPI 101-999	RPI 201+			
14- 12		0- 1	0- 3	OVERALL	2- 5	12- 3	10- 1			
8- 4		0- 1	0- 0	HOME	0- 3	8- 0	6- 0			
5- 8		0- 0	0- 3	AWAY	1- 2	4- 3	4- 1			
1- 0		0- 0	0- 0	NEUTRAL	1- 0	0- 0	0- 0			
3- 7		0- 1	0- 3	NON-CONFERENCE	2- 1	1- 2	0- 1			
1- 2		0- 1	0- 0	HOME	0- 1	1- 0	0- 0			
1- 5		0- 0	0- 3	AWAY	1- 0	0- 2	0- 1			
1- 0		0- 0	0- 0	NEUTRAL	1- 0	0- 0	0- 0			
11- 5		0- 0	0- 0	CONFERENCE	0- 4	11- 1	10- 0			
7- 2		0- 0	0- 0	HOME	0- 2	7- 0	6- 0			
4- 3		0- 0	0- 0	AWAY	0- 2	4- 1	4- 0			
0- 0		0- 0	0- 0	NEUTRAL	0- 0	0- 0	0- 0			

RPI 1-25				RPI 26-50				RPI 51-100				RPI 101+				Team's RPI: 139
RPI	S	Opponent	Score	RPI	S	Opponent	Score	RPI	S	Opponent	Score	RPI	S	Opponent	Score	
15	H	Iowa	47 71	34	A	South Dakota St.	47 57	73	N	Wyoming	55 40	109	H	Iowa St.	57 53	
				44	A	UCF	43 53	76	A	Drake	64 81	156	A	Southern Ill.	53 60	
				50	A	Creighton	78 89	76	H	Drake	67 72	156	H	Southern Ill.	71 63	
								82	H	IUPUI	48 54	183	A	North Dakota	72 80	
								92	A	Missouri St.	52 62	238	A	Omaha	74 78	
								92	H	Missouri St.	52 57	249	A	Illinois St.	58 36	
								93	A	Kansas St.	72 71	249	H	Illinois St.	66 48	
												258	A	Indiana St.	56 46	
												258	H	Indiana St.	59 53	
												260	A	Bradley	51 40	
												260	H	Bradley	63 50	
												294	H	Valparaiso	77 56	
												304	H	Loyola Chicago	70 41	
												349	A	Evansville	85 60	
												349	H	Evansville	65 41	

LAST 12 Division I GAMES:																
260	H	Bradley	63 50	92	H	Missouri St.	52 57									
249	H	Illinois St.	66 48	249	A	Illinois St.	58 36									
76	H	Drake	67 72	260	A	Bradley	51 40									
349	A	Evansville	85 60	76	A	Drake	64 81									
258	A	Indiana St.	56 46	258	H	Indiana St.	59 53									
156	H	Southern Ill.	71 63	349	H	Evansville	65 41									

Non-Div I Games: Wis.-Parkside 92 62

UNI

Average RPI Win:	296	WON-LOST	WINNING	LAST 10	STRENGTH OF	OPP. STRENGTH	TEAM	ADJ.	CONF.	ADJ CONF.
Average RPI Loss:	172	RECORD	PCT. RANK	GAMES	SCHEDULE	OF SCHEDULE	RPI	RPI	RPI	RPI
DIV. I ONLY	8- 18	274	5- 5	250	298	295	295	24	24	
DIV. I NON-CONF.	2- 10	300	0- 0	225	335	331	331	22	22	

TOTALS	RPI 1-25	RPI 26-50	W-L RECORDS	RPI 51-100	RPI 101-999	RPI 201+				
8- 18	0- 0	0- 0	OVERALL	0- 6	8- 12	7- 8				
6- 7	0- 0	0- 0	HOME	0- 2	6- 5	5- 4				
2- 11	0- 0	0- 0	AWAY	0- 4	2- 7	2- 4				
0- 0	0- 0	0- 0	NEUTRAL	0- 0	0- 0	0- 0				
2- 10	0- 0	0- 0	NON-CONFERENCE	0- 2	2- 8	2- 5				
2- 4	0- 0	0- 0	HOME	0- 0	2- 4	2- 3				
0- 6	0- 0	0- 0	AWAY	0- 2	0- 4	0- 2				
0- 0	0- 0	0- 0	NEUTRAL	0- 0	0- 0	0- 0				
6- 8	0- 0	0- 0	CONFERENCE	0- 4	6- 4	5- 3				
4- 3	0- 0	0- 0	HOME	0- 2	4- 1	3- 1				
2- 5	0- 0	0- 0	AWAY	0- 2	2- 3	2- 2				
0- 0	0- 0	0- 0	NEUTRAL	0- 0	0- 0	0- 0				

RPI 1-25				RPI 26-50				RPI 51-100				RPI 101+				Team's RPI: 295
RPI	S	Opponent	Score	RPI	S	Opponent	Score	RPI	S	Opponent	Score	RPI	S	Opponent	Score	
								51	A	Oklahoma St.	71 108	154	A	William & Mary	63 83	
								52	A	FGCU	60 93	177	H	Furman	59 80	
								52	H	FGCU	44 88	182	A	Stetson	61 62	
								74	A	Virginia Tech	56 87	182	H	Stetson	69 64	
								100	A	Jacksonville	49 65	201	A	East Carolina	53 66	
								100	H	Jacksonville	45 71	218	A	Gardner-Webb	39 60	
												232	H	UNC Asheville	70 76	
												238	H	Omaha	66 69	
												245	H	Presbyterian	69 83	
												251	A	North Florida	61 79	
												251	H	North Florida	61 65	
												254	A	Campbell	49 69	
												264	A	Lipscomb	78 97	
												264	H	Lipscomb	80 64	
												300	A	Kennesaw St.	70 64	
												300	H	Kennesaw St.	65 61	
												318	H	N.C. Central	66 61	
												321	H	South Carolina St.	63 44	
												342	A	NJIT	95 57	
												342	H	NJIT	74 67	

LAST 12 Division I GAMES:																
				342	H	NJIT	74 67	300	A	Kennesaw St.	70 64					
				251	A	North Florida	61 79	264	A	Lipscomb	78 97					
				100	A	Jacksonville	49 65	300	H	Kennesaw St.	65 61					
				182	H	Stetson	69 64	100	H	Jacksonville	45 71					
				52	H	FGCU	44 88	251	H	North Florida	61 65					
				264	H	Lipscomb	80 64	52	A	FGCU	60 93					

Non-Div I Games: Brevard 109 39 Converse 71 51 Bob Jones 79 45

USC Upstate

Loss, Non-Conf, S Site, H Home A Away N Neutral

Average RPI Win: 236
Average RPI Loss: 150

WON-LOST
RECORD

WINNING
PCT. RANK

LAST 10
GAMES

STRENGTH OF
SCHEDULE

OPP. STRENGTH
OF SCHEDULE

TEAM
RPI

ADJ.
RPI

CONF.
RPI

ADJ CONF.
RPI

DIV. I ONLY	18- 10	94	9- 1	324	158	168	168	22	22
DIV. I NON-CONF.	6- 5	153	0- 0	232	58	163	163	23	23
<hr/>									
TOTALS	RPI 1-25	RPI 26-50	W-L RECORDS	RPI 51-100	RPI 101-999	RPI 201+			
18- 10	0- 0	0- 0	OVERALL	0- 4	18- 6	11- 3			
13- 2	0- 0	0- 0	HOME	0- 1	13- 1	7- 0			
5- 8	0- 0	0- 0	AWAY	0- 3	5- 5	4- 3			
0- 0	0- 0	0- 0	NEUTRAL	0- 0	0- 0	0- 0			
6- 5	0- 0	0- 0	NON-CONFERENCE	0- 4	6- 1	3- 0			
5- 1	0- 0	0- 0	HOME	0- 1	5- 0	2- 0			
1- 4	0- 0	0- 0	AWAY	0- 3	1- 1	1- 0			
0- 0	0- 0	0- 0	NEUTRAL	0- 0	0- 0	0- 0			
12- 5	0- 0	0- 0	CONFERENCE	0- 0	12- 5	8- 3			
8- 1	0- 0	0- 0	HOME	0- 0	8- 1	5- 0			
4- 4	0- 0	0- 0	AWAY	0- 0	4- 4	3- 3			
0- 0	0- 0	0- 0	NEUTRAL	0- 0	0- 0	0- 0			

RPI 1-25				RPI 26-50				RPI 51-100				RPI 101+				Team's RPI: 168
RPI	S	Opponent	Score	RPI	S	Opponent	Score	RPI	S	Opponent	Score	RPI	S	Opponent	Score	
								62	A	Georgia Tech	52 80	102	A	Little Rock	57 59	
								70	H	Houston	58 62	131	H	San Francisco	56 54	
								93	A	Kansas St.	56 70	132	H	Fresno St.	67 54	
								97	A	Utah	41 71	138	A	Arkansas	57 91	
												143	H	Texas St.	61 59	
												158	A	Louisiana	38 34	
												158	H	Louisiana	63 61	
												163	H	South Ala.	63 76	
												167	H	Troy	76 57	
												179	H	Oral Roberts	70 46	
												207	H	SMU	58 55	
												212	A	Arkansas St.	80 85	
												235	A	Coastal Caro.	76 89	
												235	H	Coastal Caro.	65 63	
												269	A	UTSA	69 68	
												271	A	Appalachian St.	64 60	
												271	H	Appalachian St.	49 48	
												307	A	Georgia St.	81 76	
												307	H	Georgia St.	62 57	
												315	H	Incarnate Word	61 48	
												326	A	Ga. Southern	68 73	
												326	H	Ga. Southern	70 49	
												337	A	La.-Monroe	80 53	
												337	H	La.-Monroe	70 61	
<hr/>																
LAST 12 Division I GAMES:																
				307	H	Georgia St.	62 57	271	H	Appalachian St.	49 48					
				326	H	Ga. Southern	70 49	326	A	Ga. Southern	68 73					
				158	A	Louisiana	38 34	307	A	Georgia St.	81 76					
				337	A	La.-Monroe	80 53	337	H	La.-Monroe	70 61					
				143	H	Texas St.	61 59	158	H	Louisiana	63 61					
				235	H	Coastal Caro.	65 63	212	A	Arkansas St.	80 85					

Non-Div I Games:

UT Arlington

Average RPI Win:	268	WON-LOST	WINNING	LAST 10	STRENGTH OF	OPP. STRENGTH	TEAM	ADJ.	CONF.	ADJ CONF.
Average RPI Loss:	134	RECORD	PCT. RANK	GAMES	SCHEDULE	OF SCHEDULE	RPI	RPI	RPI	RPI
DIV. I ONLY	16- 13	140	9- 1	222	259	164	164	25	25	
DIV. I NON-CONF.	2- 8	290	0- 0	93	83	257	257	27	27	

TOTALS	RPI 1-25	RPI 26-50	W-L RECORDS	RPI 51-100	RPI 101-999	RPI 201+				
16- 13	0- 1	0- 0	OVERALL	0- 4	16- 8	13- 2				
9- 3	0- 0	0- 0	HOME	0- 1	9- 2	7- 0				
6- 8	0- 1	0- 0	AWAY	0- 2	6- 5	5- 2				
1- 2	0- 0	0- 0	NEUTRAL	0- 1	1- 1	1- 0				
2- 8	0- 1	0- 0	NON-CONFERENCE	0- 3	2- 4	1- 1				
2- 1	0- 0	0- 0	HOME	0- 0	2- 1	1- 0				
0- 5	0- 1	0- 0	AWAY	0- 2	0- 2	0- 1				
0- 2	0- 0	0- 0	NEUTRAL	0- 1	0- 1	0- 0				
14- 5	0- 0	0- 0	CONFERENCE	0- 1	14- 4	12- 1				
7- 2	0- 0	0- 0	HOME	0- 1	7- 1	6- 0				
6- 3	0- 0	0- 0	AWAY	0- 0	6- 3	5- 1				
1- 0	0- 0	0- 0	NEUTRAL	0- 0	1- 0	1- 0				

RPI 1-25				RPI 26-50				RPI 51-100				RPI 101+				Team's RPI: 164
RPI	S	Opponent	Score	RPI	S	Opponent	Score	RPI	S	Opponent	Score	RPI	S	Opponent	Score	
5	A	Louisville	56 91					55	A	Purdue	58 60	142	N	Eastern Wash.	58 61	
								66	H	Belmont	63 65	156	A	Southern Ill.	72 84	
								72	N	Saint Mary's (CA)	58 69	162	A	SIUE	70 73	
								98	A	Chattanooga	82 87	162	H	SIUE	72 64	
												165	H	Northwestern	63 71	
												172	H	N.C. A&T	76 63	
												180	A	Jacksonville St.	61 57	
												186	A	Morehead St.	75 88	
												186	H	Morehead St.	76 81	
												212	A	Arkansas St.	73 84	
												225	A	Southeast Mo. St.	69 68	
												225	H	Southeast Mo. St.	72 65	
												225	N	Southeast Mo. St.	63 60	
												242	A	Austin Peay	62 69	
												242	H	Austin Peay	100 66	
												289	A	Murray St.	97 80	
												289	H	Murray St.	85 67	
												310	A	Tennessee Tech	67 51	
												312	A	Eastern Ky.	72 54	
												312	H	Eastern Ky.	77 49	
												316	H	Western Caro.	62 54	
												330	H	Tennessee St.	80 68	
												346	A	Eastern Ill.	72 44	
												346	H	Eastern Ill.	85 57	
LAST 12 Division I GAMES:																
225	N	Southeast Mo. St.	63 60	312	A	Eastern Ky.	72 54									
225	A	Southeast Mo. St.	69 68	289	H	Murray St.	85 67									
186	A	Morehead St.	75 88	242	H	Austin Peay	100 66									
346	H	Eastern Ill.	85 57	310	A	Tennessee Tech	67 51									
162	H	SIUE	72 64	180	A	Jacksonville St.	61 57									
225	H	Southeast Mo. St.	72 65	162	A	SIUE	70 73									

Non-Div I Games: Rhodes 90 49 Ala.-Huntsville 104 73

UT Martin

U
T
E
P

U
T
E
P

UTEP

Average RPI Win:	289	WON-LOST	WINNING	LAST 10	STRENGTH OF	OPP. STRENGTH	TEAM	ADJ.	CONF.	ADJ CONF.
Average RPI Loss:	218	RECORD	PCT. RANK	GAMES	SCHEDULE	OF SCHEDULE	RPI	RPI	RPI	RPI
DIV. I ONLY	11- 14	216	4- 6	343	325	311	311	31	31	
DIV. I NON-CONF.	7- 5	132	0- 0	313	278	228	228	31	31	

TOTALS	RPI 1-25	RPI 26-50	W-L RECORDS	RPI 51-100	RPI 101-999	RPI 201+				
11- 14	0- 0	0- 1	OVERALL	0- 1	11- 12	11- 12				
9- 5	0- 0	0- 1	HOME	0- 0	9- 4	9- 4				
2- 9	0- 0	0- 0	AWAY	0- 1	2- 8	2- 8				
0- 0	0- 0	0- 0	NEUTRAL	0- 0	0- 0	0- 0				
7- 5	0- 0	0- 1	NON-CONFERENCE	0- 1	7- 3	7- 3				
6- 1	0- 0	0- 1	HOME	0- 0	6- 0	6- 0				
1- 4	0- 0	0- 0	AWAY	0- 1	1- 3	1- 3				
0- 0	0- 0	0- 0	NEUTRAL	0- 0	0- 0	0- 0				
4- 9	0- 0	0- 0	CONFERENCE	0- 0	4- 9	4- 9				
3- 4	0- 0	0- 0	HOME	0- 0	3- 4	3- 4				
1- 5	0- 0	0- 0	AWAY	0- 0	1- 5	1- 5				
0- 0	0- 0	0- 0	NEUTRAL	0- 0	0- 0	0- 0				

RPI	S	Opponent	Score	RPI	S	Opponent	Score	RPI	S	Opponent	Score	RPI	S	Opponent	Score
45	H	Southern California	64 71	51	A	Oklahoma St.	38 80	203	A	Wisconsin	54 82	206	A	CSU Bakersfield	30 71
								206	H	CSU Bakersfield	64 67	219	H	New Mexico St.	77 79
								222	A	Seattle U	56 64	222	H	Seattle U	69 67
								236	A	A&M-Corpus Christi	41 71	236	H	A&M-Corpus Christi	56 53
								241	A	Texas Tech	64 80	252	H	Prairie View	78 62
								263	A	Grand Canyon	58 59	263	H	Grand Canyon	59 65
								269	H	UTSA	70 58	276	H	Massachusetts	67 59
								279	H	Canisius	63 46	284	A	UMKC	59 79
								284	H	UMKC	52 54	288	A	North Dakota St.	82 79
								323	A	Utah Valley	60 69	323	H	Utah Valley	71 64
								344	H	Florida A&M	51 38	345	A	Chicago St.	69 62
								345	H	Chicago St.	81 44	206	H	CSU Bakersfield	64 67
LAST 12 Division I GAMES:															
345	A	Chicago St.	69 62	219	H	New Mexico St.	77 79	345	H	Chicago St.	81 44	222	A	Seattle U	56 64
284	A	UMKC	59 79	345	H	Chicago St.	81 44	323	A	Utah Valley	60 69	263	H	Grand Canyon	59 65
323	H	Utah Valley	71 64	222	A	Seattle U	56 64	206	A	CSU Bakersfield	64 67	263	A	Grand Canyon	58 59
222	H	Seattle U	69 67	323	A	Utah Valley	60 69								

Non-Div I Games: Texas Lutheran 78 43 Concordia (TX) 67 49 Trinity (TX) 62 57

UTRGV

Loss, Non-Conf, S Site, H Home A Away N Neutral

Average RPI Win: 250
Average RPI Loss: 164

WON-LOST
RECORD

WINNING
PCT. RANK

LAST 10
GAMES

STRENGTH OF
SCHEDULE

OPP. STRENGTH
OF SCHEDULE

TEAM
RPI

ADJ.
RPI

CONF.
RPI

ADJ CONF.
RPI

DIV. I ONLY	7- 18	283	5- 5	169	234	269	269	18	18
DIV. I NON-CONF.	1- 9	318	0- 0	202	275	318	318	20	20
<hr/>									
TOTALS	RPI 1-25	RPI 26-50	W-L RECORDS	RPI 51-100	RPI 101-999	RPI 201+			
7- 18	0- 1	0- 1	OVERALL	0- 1	7- 15	5- 5			
4- 6	0- 0	0- 0	HOME	0- 0	4- 6	3- 1			
2- 12	0- 1	0- 1	AWAY	0- 1	2- 9	1- 4			
1- 0	0- 0	0- 0	NEUTRAL	0- 0	1- 0	1- 0			
1- 9	0- 1	0- 0	NON-CONFERENCE	0- 1	1- 7	1- 2			
0- 3	0- 0	0- 0	HOME	0- 0	0- 3	0- 0			
0- 6	0- 1	0- 0	AWAY	0- 1	0- 4	0- 2			
1- 0	0- 0	0- 0	NEUTRAL	0- 0	1- 0	1- 0			
6- 9	0- 0	0- 1	CONFERENCE	0- 0	6- 8	4- 3			
4- 3	0- 0	0- 0	HOME	0- 0	4- 3	3- 1			
2- 6	0- 0	0- 1	AWAY	0- 0	2- 5	1- 2			
0- 0	0- 0	0- 0	NEUTRAL	0- 0	0- 0	0- 0			

RPI 1-25				RPI 26-50				RPI 51-100				RPI 101+ Team's RPI: 269			
RPI	S	Opponent	Score	RPI	S	Opponent	Score	RPI	S	Opponent	Score	RPI	S	Opponent	Score
11	A	Texas	70 120	43	A	Western Ky.	38 73	57	A	Ari zona St.	42 74	103	A	Ri ce	52 83
												103	H	Ri ce	62 58
												106	H	Mi ddle Tenn.	47 62
												114	H	Northern Ill.	55 69
												136	A	Loui si ana Tech	55 63
												143	A	Texas St.	38 91
												153	A	Charlotte	75 88
												168	H	UT Arlington	68 69
												183	H	North Dakota	47 60
												188	A	San Diego	69 78
												194	A	UTEP	58 55
												194	H	UTEP	53 66
												205	A	Southern Mi ss.	60 83
												221	H	North Texas	70 58
												229	H	Fla. Atlantic	65 99
												281	A	Old Domini on	63 69
												281	H	Old Domini on	64 56
												302	A	Marshall	72 59
												309	H	FIU	69 66
												311	A	UTRGV	58 70
												325	A	Cal St. Fullerton	46 55
												338	N	Mi ssi ssi ppi Val .	68 55
LAST 12 Division I GAMES:															
103	H	Ri ce	62 58	221	H	North Texas	70 58	205	A	Southern Mi ss.	60 83				
194	A	UTEP	58 55	205	A	Southern Mi ss.	60 83	229	H	Fla. Atlantic	65 99				
309	H	FIU	69 66	229	H	Fla. Atlantic	65 99	281	A	Old Domini on	63 69				
153	A	Charlotte	75 88	281	A	Old Domini on	63 69	43	A	Western Ky.	38 73				
302	A	Marshall	72 59	43	A	Western Ky.	38 73	281	H	Old Domini on	64 56				
194	H	UTEP	53 66	281	H	Old Domini on	64 56								

Non-Div I Games: Sul Ross St. 97 47 Tex. A&M-Commerce 60 69

UTSA

Loss, Non-Conf, S Site, H Home A Away N Neutral

Average RPI Win:	180	WON-LOST	WINNING	LAST 10	STRENGTH OF	OPP. STRENGTH	TEAM	ADJ.	CONF.	ADJ CONF.
Average RPI Loss:	53	RECORD	PCT. RANK	GAMES	SCHEDULE	OF SCHEDULE	RPI	RPI	RPI	RPI
DIV. I ONLY	17- 12	122	3- 7	113	55	97	97	5	5	
DIV. I NON-CONF.	9- 2	33	0- 0	178	182	50	50	3	3	

TOTALS	RPI 1-25	RPI 26-50	W-L RECORDS	RPI 51-100	RPI 101-999	RPI 201+				
17- 12	0- 4	0- 4	OVERALL	3- 2	14- 2	6- 0				
10- 6	0- 2	0- 2	HOME	2- 1	8- 1	4- 0				
7- 6	0- 2	0- 2	AWAY	1- 1	6- 1	2- 0				
0- 0	0- 0	0- 0	NEUTRAL	0- 0	0- 0	0- 0				
9- 2	0- 0	0- 0	NON-CONFERENCE	2- 1	7- 1	4- 0				
7- 0	0- 0	0- 0	HOME	2- 0	5- 0	3- 0				
2- 2	0- 0	0- 0	AWAY	0- 1	2- 1	1- 0				
0- 0	0- 0	0- 0	NEUTRAL	0- 0	0- 0	0- 0				
8- 10	0- 4	0- 4	CONFERENCE	1- 1	7- 1	2- 0				
3- 6	0- 2	0- 2	HOME	0- 1	3- 1	1- 0				
5- 4	0- 2	0- 2	AWAY	1- 0	4- 0	1- 0				
0- 0	0- 0	0- 0	NEUTRAL	0- 0	0- 0	0- 0				

RPI 1-25				RPI 26-50				RPI 51-100				RPI 101+			
RPI	S	Opponent	Score	RPI	S	Opponent	Score	RPI	S	Opponent	Score	RPI	S	Opponent	Score
8	H	Oregon	68 84	33	H	Oregon St.	58 69	55	H	Purdue	81 68	107	A	Washington St.	81 79
10	A	UCLA	71 78	39	A	Cal i forn i a	73 84	57	A	Ari zona St.	58 56	107	H	Washington St.	54 50
10	H	UCLA	74 81	45	A	Southern Cal i forn i a	52 53	57	H	Ari zona St.	81 83	140	A	BYU	68 77
14	A	Stanford	49 70	45	H	Southern Cal i forn i a	47 58	72	H	Saint Mary's (CA)	74 63	149	A	Col orado	78 74
								85	A	Al abama	60 65	149	H	Col orado	65 69
												151	A	Weber St.	85 58
												168	H	UT Ar lington	71 41
												179	H	Oral Roberts	71 50
												196	A	Washing ton	74 65
												196	H	Washing ton	81 46
												208	H	Nevada	87 61
												246	H	Pepperdi ne	89 65
												275	A	Ari zona	80 56
												275	H	Ari zona	89 55
												303	A	Utah St.	79 44
												315	H	Incarnate Word	90 31

LAST 12 Di v i s i o n I GAMES:															
10	A	UCLA	71 78	149	A	Col orado	78 74								
45	A	Southern Cal i forn i a	52 53	149	H	Col orado	65 69								
196	H	Washing ton	81 46	8	H	Oregon	68 84								
107	H	Washing ton St.	54 50	33	H	Oregon St.	58 69								
39	A	Cal i forn i a	73 84	275	A	Ari zona	80 56								
14	A	Stanford	49 70	57	A	Ari zona St.	58 56								

Non-Di v I Games:

Utah

Average RPI Win: 219

Average RPI Loss: 166

WON-LOST
RECORDWINNING
PCT. RANKLAST 10
GAMESSTRENGTH OF
SCHEDULEOPP. STRENGTH
OF SCHEDULETEAM
RPIADJ.
RPICONF.
RPIADJ CONF.
RPIDIV. I ONLY
DIV. I NON-CONF.6- 21
1- 9309
3183- 7
0- 0206
239179
306303
327303
32716
1516
15

TOTALS

RPI 1-25

RPI 26-50

W-L RECORDS

RPI 51-100

RPI 101-999

RPI 201+

6- 21

0- 0

0- 1

OVERALL

0- 6

6- 14

4- 7

5- 7

0- 0

0- 0

HOME

0- 4

5- 3

4- 1

1- 12

0- 0

0- 0

AWAY

0- 2

1- 10

0- 5

0- 2

0- 0

0- 1

NEUTRAL

0- 0

0- 1

0- 1

1- 9

0- 0

0- 1

NON-CONFERENCE

0- 1

1- 7

0- 4

0- 3

0- 0

0- 0

HOME

0- 1

0- 2

0- 1

1- 4

0- 0

0- 0

AWAY

0- 0

1- 4

0- 2

0- 2

0- 0

0- 1

NEUTRAL

0- 0

0- 1

0- 1

5- 12

0- 0

0- 0

CONFERENCE

0- 5

5- 7

4- 3

5- 4

0- 0

0- 0

HOME

0- 3

5- 1

4- 0

0- 8

0- 0

0- 0

AWAY

0- 2

0- 6

0- 3

0- 0

0- 0

0- 0

NEUTRAL

0- 0

0- 0

0- 0

RPI 1-25

RPI 26-50

RPI 51-100

RPI 101+

Team's RPI: 303

RPI S Opponent Score

RPI S Opponent Score

RPI S Opponent Score

RPI S Opponent Score

33 N Oregon St. 55 94

73 A Wyoming 44 61

120 A Colorado St. 45 56

73 H Wyoming 46 64

132 A Fresno St. 56 57

83 H UNLV 54 63

132 H Fresno St. 60 52

87 A New Mexico 47 80

140 A BYU 76 69

87 H New Mexico 50 74

141 A Boise St. 60 68

97 H Utah 44 79

141 H Boise St. 42 64

150 A Idaho St. 44 64

171 H Denver 72 74

181 A UC Irvine 84 87

208 A Nevada 78 85

208 H Nevada 79 57

215 N Montana St. 52 64

268 H San Diego St. 62 58

270 A San Jose St. 66 79

270 H San Jose St. 86 78

275 H Arizona 49 65

298 A Air Force 50 57

298 H Air Force 57 55

323 A Utah Valley 43 61

328 A Southern Utah 67 70

LAST 12 Division I GAMES:

270 H San Jose St. 86 78

87 A New Mexico 47 80

298 H Air Force 57 55

132 H Fresno St. 60 52

208 A Nevada 78 85

298 A Air Force 50 57

87 H New Mexico 50 74

73 A Wyoming 44 61

141 A Boise St. 60 68

141 H Boise St. 42 64

73 H Wyoming 46 64

208 H Nevada 79 57

Non-Div I Games:

Dixie St.

92 72

Utah St.

Loss, Non-Conf, S Site, H Home A Away N Neutral

Average RPI Win:	285	WON-LOST	WINNING	LAST 10	STRENGTH OF	OPP. STRENGTH	TEAM	ADJ.	CONF.	ADJ CONF.
Average RPI Loss:	215	RECORD	PCT. RANK	GAMES	SCHEDULE	OF SCHEDULE	RPI	RPI	RPI	RPI
DIV. I ONLY	9- 17	252	3- 7	338	328	323	323	31	31	
DIV. I NON-CONF.	4- 9	249	0- 0	302	276	319	319	31	31	

TOTALS	RPI 1-25	RPI 26-50	W-L RECORDS	RPI 51-100	RPI 101-999	RPI 201+				
9- 17	0- 0	0- 1	OVERALL	0- 0	9- 16	8- 11				
7- 6	0- 0	0- 0	HOME	0- 0	7- 6	6- 5				
2- 11	0- 0	0- 0	AWAY	0- 0	2- 1	2- 1				
0- 0	0- 0	0- 0	NEUTRAL	0- 0	0- 0	0- 0				
4- 9	0- 0	0- 1	NON-CONFERENCE	0- 0	4- 8	3- 3				
4- 2	0- 0	0- 0	HOME	0- 0	4- 2	3- 1				
0- 7	0- 0	0- 1	AWAY	0- 0	0- 6	0- 2				
0- 0	0- 0	0- 0	NEUTRAL	0- 0	0- 0	0- 0				
5- 8	0- 0	0- 0	CONFERENCE	0- 0	5- 8	5- 8				
3- 4	0- 0	0- 0	HOME	0- 0	3- 4	3- 4				
2- 4	0- 0	0- 0	AWAY	0- 0	2- 4	2- 4				
0- 0	0- 0	0- 0	NEUTRAL	0- 0	0- 0	0- 0				

RPI 1-25				RPI 26-50				RPI 51-100				RPI 101+ Team's RPI: 323			
RPI	S	Opponent	Score	RPI	S	Opponent	Score	RPI	S	Opponent	Score	RPI	S	Opponent	Score
				33	A	Oregon St.	41 98					140	A	BYU	54 75
												142	A	Eastern Wash.	41 61
												147	H	Cal Poly	89 70
												150	H	Idaho St.	58 70
												151	A	Weber St.	57 75
												171	A	Denver	53 72
												206	A	CSU Bakersfield	58 63
												206	H	CSU Bakersfield	60 64
												219	A	New Mexico St.	51 59
												219	H	New Mexico St.	72 82
												222	H	Seattle U	75 77
												246	A	Pepperdine	44 71
												263	A	Grand Canyon	61 81
												263	H	Grand Canyon	84 64
												284	A	UMKC	66 59
												284	H	UMKC	68 65
												298	H	Air Force	59 56
												303	H	Utah St.	61 43
												311	A	UTRGV	64 71
												311	H	UTRGV	69 60
												313	A	Portland	64 71
												325	H	Cal St. Fullerton	36 73
												328	H	Southern Utah	69 61
												345	A	Chicago St.	68 30
												345	H	Chicago St.	74 84

				LAST 12 Division I GAMES:											
				263	H	Grand Canyon	84 64	222	H	Seattle U	75 77				
				206	H	CSU Bakersfield	60 64	263	A	Grand Canyon	61 81				
				311	A	UTRGV	64 71	219	H	New Mexico St.	72 82				
				219	A	New Mexico St.	51 59	311	H	UTRGV	69 60				
				284	H	UMKC	68 65	345	A	Chicago St.	68 30				
				345	H	Chicago St.	74 84	284	A	UMKC	66 59				

Non-Div I Games: Antelope Valley 78 54 Dixie St. 72 63

Utah Valley

Loss, Non-Conf, S Site, H Home A Away N Neutral

Average RPI Win:	249	WON-LOST	WINNING	LAST 10	STRENGTH OF	OPP. STRENGTH	TEAM	ADJ.	CONF.	ADJ CONF.
Average RPI Loss:	148	RECORD	PCT. RANK	GAMES	SCHEDULE	OF SCHEDULE	RPI	RPI	RPI	RPI
DIV. I ONLY	7- 22	301	3- 7	152	198	285	285	13	13	
DIV. I NON-CONF.	3- 9	280	0- 0	210	288	289	289	10	10	

TOTALS	RPI 1-25	RPI 26-50	W-L RECORDS	RPI 51-100	RPI 101-999	RPI 201+				
7- 22	0- 0	0- 2	OVERALL	0- 5	7- 15	5- 5				
5- 7	0- 0	0- 0	HOME	0- 2	5- 5	3- 0				
1- 13	0- 0	0- 0	AWAY	0- 0	1- 1	1- 0				
1- 2	0- 0	0- 0	NEUTRAL	0- 2	1- 0	1- 0				
3- 9	0- 0	0- 1	NON-CONFERENCE	0- 2	3- 6	3- 3				
2- 2	0- 0	0- 0	HOME	0- 0	2- 2	2- 0				
0- 5	0- 0	0- 1	AWAY	0- 0	0- 4	0- 3				
1- 2	0- 0	0- 0	NEUTRAL	0- 2	1- 0	1- 0				
4- 13	0- 0	0- 1	CONFERENCE	0- 3	4- 9	2- 2				
3- 5	0- 0	0- 0	HOME	0- 2	3- 3	1- 0				
1- 8	0- 0	0- 1	AWAY	0- 1	1- 6	1- 2				
0- 0	0- 0	0- 0	NEUTRAL	0- 0	0- 0	0- 0				

RPI	S	Opponent	Score	RPI	S	Opponent	Score	RPI	S	Opponent	Score	RPI	S	Opponent	Score
31	A	Dayton	64 74	53	N	Mercer	54 70	101	H	George Washington	39 61	105	H	George Mason	42 65
46	A	Minnesota	63 108	68	N	Penn	52 82	112	H	Georgetown	59 71	124	H	Saint Louis	88 84
				71	A	Duquesne	71 80	137	A	Radford	62 79	146	A	Saint Joseph's	63 72
				71	H	Duquesne	51 70	146	A	Saint Joseph's	41 79	146	H	Saint Joseph's	56 54
				79	H	Fordham	54 64	185	A	Dav idson	63 69	192	H	Norfol k St.	52 66
								199	A	Richmond	54 59	199	H	Richmond	68 77
								226	A	UNCG	61 74	243	A	La Salle	57 62
								248	H	St. Bonaventure	77 75	256	A	UNCW	67 83
								276	A	Massachusetts	75 79	281	H	Old Domini on	68 39
								301	N	Long Beach St.	69 59	307	A	Georgia St.	56 61
								314	H	Coppin St.	62 47	332	A	Rhode Island	61 49
LAST 12 Division I GAMES:															
146	A	Saint Joseph's	63 72	71	A	Duquesne	71 80								
185	A	Dav idson	63 69	31	A	Dayton	64 74								
124	H	Saint Louis	88 84	146	H	Saint Joseph's	56 54								
199	A	Richmond	54 59	199	H	Richmond	68 77								
105	H	George Mason	42 65	243	A	La Salle	57 62								
248	H	St. Bonaventure	77 75	276	A	Massachusetts	75 79								

Non-Div I Games:

VCU

Average RPI Win:	318	WON-LOST	WINNING	LAST 10	STRENGTH OF	OPP. STRENGTH	TEAM	ADJ.	CONF.	ADJ CONF.
Average RPI Loss:	162	RECORD	PCT. RANK	GAMES	SCHEDULE	OF SCHEDULE	RPI	RPI	RPI	RPI
DIV. I ONLY	10- 15	229	3- 7	344	251	294	294	23	23	
DIV. I NON-CONF.	5- 4	146	0- 0	340	259	230	230	21	21	

TOTALS	RPI 1-25	RPI 26-50	W-L RECORDS	RPI 51-100	RPI 101-999	RPI 201+				
10- 15	0- 0	0- 0	OVERALL	0- 6	10- 9	10- 6				
6- 4	0- 0	0- 0	HOME	0- 1	6- 3	6- 2				
4- 11	0- 0	0- 0	AWAY	0- 0	4- 0	4- 0				
0- 0	0- 0	0- 0	NEUTRAL	0- 0	0- 0	0- 0				
5- 4	0- 0	0- 0	NON-CONFERENCE	0- 3	5- 1	5- 1				
3- 0	0- 0	0- 0	HOME	0- 0	3- 0	3- 0				
2- 4	0- 0	0- 0	AWAY	0- 3	2- 1	2- 1				
0- 0	0- 0	0- 0	NEUTRAL	0- 0	0- 0	0- 0				
5- 11	0- 0	0- 0	CONFERENCE	0- 3	5- 8	5- 5				
3- 4	0- 0	0- 0	HOME	0- 1	3- 3	3- 2				
2- 7	0- 0	0- 0	AWAY	0- 2	2- 5	2- 3				
0- 0	0- 0	0- 0	NEUTRAL	0- 0	0- 0	0- 0				

RPI 1-25				RPI 26-50				RPI 51-100				RPI 101+ Team's RPI: 294			
RPI	S	Opponent	Score	RPI	S	Opponent	Score	RPI	S	Opponent	Score	RPI	S	Opponent	Score
								55	A	Purdue	49 95	139	A	UNI	56 77
								76	A	Drake	50 86	156	A	Southern Ill.	63 74
								80	A	Miami (OH)	68 77	156	H	Southern Ill.	86 88
								89	A	Liberty	40 61	210	A	Bowling Green	77 90
								92	A	Missouri St.	60 83	249	A	Illinois St.	55 63
								92	H	Missouri St.	60 66	249	H	Illinois St.	56 50
												258	A	Indiana St.	46 64
												258	H	Indiana St.	54 67
												260	A	Bradley	58 69
												260	H	Bradley	69 88
												263	H	Grand Canyon	80 75
												304	A	Loyola Chicago	63 53
												304	H	Loyola Chicago	76 60
												327	H	Fort Wayne	68 50
												341	A	Longwood	81 68
												345	H	Chicago St.	71 60
												346	A	Eastern Ill.	76 67
												349	A	Evansville	67 54
												349	H	Evansville	101 59

LAST 12 Division I GAMES:															
				349	A	Evansville	67 54	260	A	Bradley	58 69				
				258	A	Indiana St.	46 64	258	H	Indiana St.	54 67				
				92	H	Missouri St.	60 66	349	H	Evansville	101 59				
				156	H	Southern Ill.	86 88	156	A	Southern Ill.	63 74				
				304	A	Loyola Chicago	63 53	92	A	Missouri St.	60 83				
				249	A	Illinois St.	55 63	304	H	Loyola Chicago	76 60				

Non-Div I Games: Ind.-Northwest 99 59 Ind.-Kokomo 81 47

Valparaiso

Loss, Non-Conf, S Site, H Home A Away N Neutral

Average RPI Win:	140	WON-LOST	WINNING	LAST 10	STRENGTH OF	OPP. STRENGTH	TEAM	ADJ.	CONF.	ADJ CONF.
Average RPI Loss:	61	RECORD	PCT. RANK	GAMES	SCHEDULE	OF SCHEDULE	RPI	RPI	RPI	RPI
DIV. I ONLY	7- 24	308	2- 8	5	10	144	144	2	2	
DIV. I NON-CONF.	4- 10	267	0- 0	21	24	151	151	2	2	

TOTALS	RPI 1-25	RPI 26-50	W-L RECORDS	RPI 51-100	RPI 101-999	RPI 201+				
7- 24	0- 10	0- 5	OVERALL	1- 3	6- 6	1- 1				
4- 11	0- 6	0- 2	HOME	1- 1	3- 2	1- 0				
3- 10	0- 4	0- 2	AWAY	0- 2	3- 2	0- 0				
0- 3	0- 0	0- 1	NEUTRAL	0- 0	0- 2	0- 1				
4- 10	0- 3	0- 2	NON-CONFERENCE	0- 1	4- 4	1- 1				
2- 5	0- 1	0- 1	HOME	0- 1	2- 2	1- 0				
2- 3	0- 2	0- 0	AWAY	0- 0	2- 1	0- 0				
0- 2	0- 0	0- 1	NEUTRAL	0- 0	0- 1	0- 1				
3- 14	0- 7	0- 3	CONFERENCE	1- 2	2- 2	0- 0				
2- 6	0- 5	0- 1	HOME	1- 0	1- 0	0- 0				
1- 7	0- 2	0- 2	AWAY	0- 2	1- 1	0- 0				
0- 1	0- 0	0- 0	NEUTRAL	0- 0	0- 1	0- 0				

RPI 1-25				RPI 26-50				RPI 51-100				RPI 101+ Team's RPI: 144			
RPI	S	Opponent	Score	RPI	S	Opponent	Score	RPI	S	Opponent	Score	RPI	S	Opponent	Score
3	H	Mississippi St.	50 95	26	A	LSU	65 85	66	H	Belmont	74 111	101	A	George Washington	69 59
5	A	Louisville	57 79	28	A	Georgia	55 67	85	A	Alabama	75 77	106	H	Middle Tenn.	54 65
9	A	Tennessee	73 86	28	H	Georgia	52 81	90	H	Kentucky	70 55	109	H	Iowa St.	77 74
9	H	Tennessee	64 74	29	N	Syracuse	78 84	96	A	Auburn	60 63	124	A	Saint Louis	74 69
17	H	South Carolina	82 95	36	H	Ball St.	79 88					127	A	Tulane	59 71
18	A	Missouri	68 83									138	H	Arkansas	78 73
18	H	Missouri	70 81									138	N	Arkansas	76 88
19	H	Texas A&M	67 91									157	A	Ole Miss	75 72
21	H	NC State	72 83									166	A	Florida	71 88
23	A	Central Mich.	75 92									189	H	Memphis	60 71
												203	N	Wisconsin	71 73
												264	H	Lipscomb	92 82

LAST 12 Division I GAMES:															
138	N	Arkansas	76 88	28	A	Georgia	55 67								
138	H	Arkansas	78 73	9	H	Tennessee	64 74								
18	A	Missouri	68 83	157	A	Ole Miss	75 72								
166	A	Florida	71 88	19	H	Texas A&M	67 91								
3	H	Mississippi St.	50 95	85	A	Alabama	75 77								
96	A	Auburn	60 63	17	H	South Carolina	82 95								

Non-Div I Games:

Vanderbilt

Average RPI Win: 234
Average RPI Loss: 168

WON-LOST
RECORD

WINNING
PCT. RANK

LAST 10
GAMES

STRENGTH OF
SCHEDULE

OPP. STRENGTH
OF SCHEDULE

TEAM
RPI

ADJ.
RPI

CONF.
RPI

ADJ CONF.
RPI

DIV. I ONLY	7- 21	297	2- 8	190	232	291	291	20	20
DIV. I NON-CONF.	2- 10	300	0- 0	255	149	333	333	24	24
<hr/>									
TOTALS	RPI 1-25	RPI 26-50	W-L RECORDS	RPI 51-100	RPI 101-999	RPI 201+			
7- 21	0- 0	0- 1	OVERALL	1- 5	6- 15	4- 7			
5- 10	0- 0	0- 0	HOME	1- 3	4- 7	3- 3			
2- 11	0- 0	0- 0	AWAY	0- 0	2- 0	1- 0			
0- 0	0- 0	0- 0	NEUTRAL	0- 0	0- 0	0- 0			
2- 10	0- 0	0- 1	NON-CONFERENCE	0- 2	2- 7	2- 5			
2- 5	0- 0	0- 0	HOME	0- 2	2- 3	2- 2			
0- 5	0- 0	0- 1	AWAY	0- 0	0- 4	0- 3			
0- 0	0- 0	0- 0	NEUTRAL	0- 0	0- 0	0- 0			
5- 11	0- 0	0- 0	CONFERENCE	1- 3	4- 8	2- 2			
3- 5	0- 0	0- 0	HOME	1- 1	2- 4	1- 1			
2- 6	0- 0	0- 0	AWAY	0- 2	2- 4	1- 1			
0- 0	0- 0	0- 0	NEUTRAL	0- 0	0- 0	0- 0			

RPI	S	Opponent	Score	RPI	S	Opponent	Score	RPI	S	Opponent	Score	RPI	S	Opponent	Score	Team's RPI: 291
49	A	Miami (FL)	49 73	60	H	American	62 64	108	A	Dartmouth	56 66	135	H	Northeastern	66 71	
				64	H	James Madison	56 68	145	A	Hartford	52 91	145	H	Hartford	53 47	
				75	A	Maine	55 64	152	A	Binghamton	38 52	152	H	Binghamton	48 62	
				75	H	Maine	47 79	178	A	Stony Brook	57 80	178	H	Stony Brook	49 55	
				77	A	Albany (NY)	55 67	184	A	New Hampshire	58 53	184	H	New Hampshire	49 52	
				77	H	Albany (NY)	62 57	204	H	Columbia	66 73	217	H	Boston U.	41 57	
								233	A	Holy Cross	53 64	261	A	Rider	49 64	
								265	H	Howard	88 65	296	H	Central Conn. St.	62 48	
								309	A	FIU	70 80	324	A	UMBC	72 58	
								324	H	UMBC	51 52	348	A	UMass Lowell	60 65	
								348	H	UMass Lowell	63 55					
LAST 12 Division I GAMES:																
178	H	Stony Brook	49 55	184	A	New Hampshire	58 53	324	H	UMBC	51 52	152	H	Binghamton	48 62	
75	H	Maine	47 79	324	H	UMBC	51 52	152	H	Binghamton	48 62	77	A	Albany (NY)	55 67	
145	A	Hartford	52 91	152	H	Binghamton	48 62	145	H	Hartford	53 47	184	H	New Hampshire	49 52	
152	A	Binghamton	38 52	77	A	Albany (NY)	55 67									
348	A	UMass Lowell	60 65													
77	H	Albany (NY)	62 57													

Non-Div I Games:

Norwich

75 31

Vermont

Average RPI Win:	129	WON-LOST	WINNING	LAST 10	STRENGTH OF	OPP. STRENGTH	TEAM	ADJ.	CONF.	ADJ CONF.
Average RPI Loss:	23	RECORD	PCT. RANK	GAMES	SCHEDULE	OF SCHEDULE	RPI	RPI	RPI	RPI

DIV. I ONLY	17- 12	122	5- 5	4	6	35	35	1	1
DIV. I NON-CONF.	7- 6	165	0- 0	15	26	73	73	1	1

TOTALS	RPI 1-25	RPI 26-50	W-L RECORDS	RPI 51-100	RPI 101-999	RPI 201+			
17- 12	1- 7	1- 4	OVERALL	6- 1	9- 0	3- 0			
10- 6	0- 3	1- 2	HOME	2- 1	7- 0	3- 0			
5- 6	1- 4	0- 2	AWAY	2- 0	2- 0	0- 0			
2- 0	0- 0	0- 0	NEUTRAL	2- 0	0- 0	0- 0			
7- 6	0- 2	0- 3	NON-CONFERENCE	3- 1	4- 0	3- 0			
5- 3	0- 1	0- 1	HOME	1- 1	4- 0	3- 0			
0- 3	0- 1	0- 2	AWAY	0- 0	0- 0	0- 0			
2- 0	0- 0	0- 0	NEUTRAL	2- 0	0- 0	0- 0			
10- 6	1- 5	1- 1	CONFERENCE	3- 0	5- 0	0- 0			
5- 3	0- 2	1- 1	HOME	1- 0	3- 0	0- 0			
5- 3	1- 3	0- 0	AWAY	2- 0	2- 0	0- 0			
0- 0	0- 0	0- 0	NEUTRAL	0- 0	0- 0	0- 0			

RPI 1-25	RPI 26-50	Team's RPI: 35	RPI 51-100	RPI 101+
RPI S Opponent Score	RPI S Opponent Score		RPI S Opponent Score	RPI S Opponent Score
1 H Notre Dame 69 83	28 H Georgia 61 64		54 N Indiana 82 72	104 A Wake Forest 48 41
3 A Mississippi St. 53 68	29 H Syracuse 68 63		56 H Harvard 50 48	111 H North Carolina 82 70
5 A Louisville 39 51	31 A Dayton 46 61		62 A Georgia Tech 62 56	160 H Clemson 70 41
5 H Louisville 41 77	42 A Rutgers 43 52		71 H Duquesne 63 74	175 H Pittsburgh 62 50
7 A Florida St. 62 77	49 H Miami (FL) 62 77		74 A Virginia Tech 64 62	198 H Hampton 66 62
12 A Duke 48 55			74 H Virginia Tech 61 52	200 A Boston College 68 57
20 H Maryland 59 60			90 N Ohio 77 59	226 H UNCG 68 50
21 A NC State 73 63				259 H Manhattan 69 47
				296 H Central Conn. St. 103 59

LAST 12 Division I GAMES:				
104 A Wake Forest 48 41	5 H Louisville 41 77			
5 A Louisville 39 51	62 A Georgia Tech 62 56			
49 H Miami (FL) 62 77	111 H North Carolina 82 70			
1 H Notre Dame 69 83	74 H Virginia Tech 61 52			
74 A Virginia Tech 64 62	12 A Duke 48 55			
7 A Florida St. 62 77	200 A Boston College 68 57			

Non-Div I Games:

Virginia

Average RPI		Win: 163	WON-LOST RECORD	WINNING PCT. RANK	LAST 10 GAMES	STRENGTH OF SCHEDULE	OPP. STRENGTH OF SCHEDULE	TEAM RPI	ADJ. RPI	CONF. RPI	ADJ. CONF. RPI
Loss: 42			17- 12	122	4- 6	50	34	74	74	1	1
DIV. I ONLY											
DIV. I NON-CONF.			11- 2	22	0- 0	166	159	56	56	1	1
<hr/>											
TOTALS		RPI 1-25		RPI 26-50		W-L RECORDS		RPI 51-100	RPI 101-999		RPI 201+
17- 12		0- 5		3- 4		OVERALL		3- 1	11- 2		5- 0
11- 4		0- 2		1- 2		HOME		2- 0	8- 0		3- 0
5- 6		0- 3		1- 2		AWAY		1- 0	3- 1		2- 0
1- 2		0- 0		1- 0		NEUTRAL		0- 1	0- 1		0- 0
11- 2		0- 0		2- 0		NON-CONFERENCE		2- 1	7- 1		5- 0
7- 0		0- 0		1- 0		HOME		1- 0	5- 0		3- 0
3- 0		0- 0		0- 0		AWAY		1- 0	2- 0		2- 0
1- 2		0- 0		1- 0		NEUTRAL		0- 1	0- 1		0- 0
6- 10		0- 5		1- 4		CONFERENCE		1- 0	4- 1		0- 0
4- 4		0- 2		0- 2		HOME		1- 0	3- 0		0- 0
2- 6		0- 3		1- 2		AWAY		0- 0	1- 1		0- 0
0- 0		0- 0		0- 0		NEUTRAL		0- 0	0- 0		0- 0

[illegible]

Non-Div I Games:

Virginia Tech

Average RPI Win:	290	WON-LOST	WINNING	LAST 10	STRENGTH OF	OPP. STRENGTH	TEAM	ADJ.	CONF.	ADJ CONF.
Average RPI Loss:	207	RECORD	PCT. RANK	GAMES	SCHEDULE	OF SCHEDULE	RPI	RPI	RPI	RPI
DIV. I ONLY	5- 21	321	3- 7	281	307	333	333	29	29	
DIV. I NON-CONF.	1- 9	318	0- 0	140	215	303	303	29	29	

TOTALS	RPI 1-25	RPI 26-50	W-L RECORDS	RPI 51-100	RPI 101-999	RPI 201+				
5- 21	0- 0	0- 1	OVERALL	0- 3	5- 17	5- 12				
4- 8	0- 0	0- 1	HOME	0- 0	4- 7	4- 4				
1- 13	0- 0	0- 0	AWAY	0- 3	1- 10	1- 8				
0- 0	0- 0	0- 0	NEUTRAL	0- 0	0- 0	0- 0				
1- 9	0- 0	0- 1	NON-CONFERENCE	0- 3	1- 5	1- 2				
1- 2	0- 0	0- 1	HOME	0- 0	1- 1	1- 0				
0- 7	0- 0	0- 0	AWAY	0- 3	0- 4	0- 2				
0- 0	0- 0	0- 0	NEUTRAL	0- 0	0- 0	0- 0				
4- 12	0- 0	0- 0	CONFERENCE	0- 0	4- 12	4- 10				
3- 6	0- 0	0- 0	HOME	0- 0	3- 6	3- 4				
1- 6	0- 0	0- 0	AWAY	0- 0	1- 6	1- 6				
0- 0	0- 0	0- 0	NEUTRAL	0- 0	0- 0	0- 0				

RPI 1-25	RPI 26-50	RPI 51-100	RPI 101+	Team's RPI: 333
RPI S Opponent Score	RPI S Opponent Score	RPI S Opponent Score	RPI S Opponent Score	Score
	32 Princeton 37 58	64 James Madison 45 68	115 Saint Francis (PA) 76 79	
		74 Virginia Tech 32 99	129 Robert Morris 52 58	
		77 Albany (NY) 44 89	178 Stony Brook 50 69	
			184 New Hampshire 53 65	
			193 Temple 36 70	
			244 Lafayette 52 70	
			253 St. Francis Brooklyn 76 80	
			253 St. Francis Brooklyn 50 47	
			257 Sacred Heart 49 61	
			257 Sacred Heart 55 72	
			262 Towson 42 64	
			277 LIU Brooklyn 69 74	
			277 LIU Brooklyn 52 44	
			286 Fairleigh Dickinson 61 62	
			286 Fairleigh Dickinson 64 74	
			287 Bryant 75 66	
			287 Bryant 60 70	
			292 Mt. St. Mary's 56 79	
			292 Mt. St. Mary's 69 68	
			296 Central Conn. St. 56 59	
			296 Central Conn. St. 64 66	
			341 Longwood 60 43	
LAST 12 Division I GAMES:				
	292 Mt. St. Mary's 69 68	253 St. Francis Brooklyn 50 47		
	287 Bryant 60 70	292 Mt. St. Mary's 56 79		
	296 Central Conn. St. 64 66	115 Saint Francis (PA) 76 79		
	286 Fairleigh Dickinson 61 62	129 Robert Morris 52 58		
	257 Sacred Heart 49 61	253 St. Francis Brooklyn 76 80		
	277 LIU Brooklyn 52 44	277 LIU Brooklyn 69 74		

Non-Div I Games: Staten Island 63 58

Wagner

Average RPI Win:	179	WON-LOST	WINNING	LAST 10	STRENGTH OF	OPP. STRENGTH	TEAM	ADJ.	CONF.	ADJ CONF.
Average RPI Loss:	53	RECORD	PCT. RANK	GAMES	SCHEDULE	OF SCHEDULE	RPI	RPI	RPI	RPI
DIV. I ONLY	14- 16	197	4- 6	56	22	104	104	1	1	
DIV. I NON-CONF.	8- 5	111	0- 0	213	114	133	133	1	1	

TOTALS	RPI 1-25	RPI 26-50	W-L RECORDS	RPI 51-100	RPI 101-999	RPI 201+				
14- 16	0- 7	2- 4	OVERALL	1- 2	11- 3	5- 1				
6- 8	0- 4	1- 2	HOME	1- 0	4- 2	3- 0				
7- 6	0- 3	1- 1	AWAY	0- 2	6- 0	2- 0				
1- 2	0- 0	0- 1	NEUTRAL	0- 0	1- 1	0- 1				
8- 5	0- 0	1- 2	NON-CONFERENCE	0- 1	7- 2	5- 1				
5- 1	0- 0	1- 0	HOME	0- 0	4- 1	3- 0				
3- 2	0- 0	0- 1	AWAY	0- 1	3- 0	2- 0				
0- 2	0- 0	0- 1	NEUTRAL	0- 0	0- 1	0- 1				
6- 11	0- 7	1- 2	CONFERENCE	1- 1	4- 1	0- 0				
1- 7	0- 4	0- 2	HOME	1- 0	0- 1	0- 0				
4- 4	0- 3	1- 0	AWAY	0- 1	3- 0	0- 0				
1- 0	0- 0	0- 0	NEUTRAL	0- 0	1- 0	0- 0				

RPI 1-25				RPI 26-50				RPI 51-100				RPI 101+				Team's RPI: 104
RPI	S	Opponent	Score	RPI	S	Opponent	Score	RPI	S	Opponent	Score	RPI	S	Opponent	Score	
1	H	Notre Dame	73 96	29	H	Syracuse	61 71	62	A	Georgia Tech	67 79	111	H	North Carolina	76 79	
5	A	Louisville	52 89	35	H	Virginia	41 48	74	H	Virginia Tech	73 56	125	H	Seton Hall	57 67	
7	H	Florida St.	79 81	42	A	Rutgers	51 65	86	A	Penn St.	58 68	153	H	Charlotte	71 69	
12	A	Duke	51 59	46	N	Minnesota	81 93					160	A	Clemson	61 55	
12	H	Duke	67 80	47	H	Elon	53 51					175	A	Pittsburgh	58 49	
21	A	NC State	61 74	49	A	Miami (FL)	61 50					175	N	Pittsburgh	72 38	
21	H	NC State	68 82									199	A	Richmond	85 81	
												200	A	Boston College	67 59	
												216	A	Xavier	62 57	
												234	H	Texas Southern	73 56	
												237	N	Hofstra	66 69	
												271	H	Appalachian St.	78 49	
												272	A	Col. of Charleston	77 40	
												274	H	UMES	92 50	

LAST 12 Division I GAMES:																
175	N	Pittsburgh	72 38	12	A	Duke	51 59	200	A	Boston College	67 59	5	A	Louisville	52 89	
35	H	Virginia	41 48	21	A	NC State	68 82	62	A	Georgia Tech	67 79	7	H	Florida St.	79 81	
160	A	Clemson	61 55	73	56											
21	A	NC State	61 74	29	H	Syracuse	61 71									

Non-Div I Games:

Wake Forest

Average RPI Win:	178	WON-LOST	WINNING	LAST 10	STRENGTH OF	OPP. STRENGTH	TEAM	ADJ.	CONF.	ADJ CONF.
Average RPI Loss:	72	RECORD	PCT. RANK	GAMES	SCHEDULE	OF SCHEDULE	RPI	RPI	RPI	RPI
DIV. I ONLY	7- 22	301	0- 10	24	50	196	196	5	5	
DIV. I NON-CONF.	6- 5	153	0- 0	58	109	103	103	3	3	

TOTALS	RPI 1-25	RPI 26-50	W-L RECORDS	RPI 51-100	RPI 101-999	RPI 201+				
7- 22	0- 7	1- 5	OVERALL	0- 3	6- 7	3- 1				
5- 9	0- 3	0- 3	HOME	0- 1	5- 2	3- 0				
1- 11	0- 3	0- 2	AWAY	0- 2	1- 4	0- 1				
1- 2	0- 1	1- 0	NEUTRAL	0- 0	0- 1	0- 0				
6- 5	0- 2	1- 0	NON-CONFERENCE	0- 0	5- 3	3- 0				
4- 1	0- 0	0- 0	HOME	0- 0	4- 1	3- 0				
1- 2	0- 1	0- 0	AWAY	0- 0	1- 1	0- 0				
1- 2	0- 1	1- 0	NEUTRAL	0- 0	0- 1	0- 0				
1- 17	0- 5	0- 5	CONFERENCE	0- 3	1- 4	0- 1				
1- 8	0- 3	0- 3	HOME	0- 1	1- 1	0- 0				
0- 9	0- 2	0- 2	AWAY	0- 2	0- 3	0- 1				
0- 0	0- 0	0- 0	NEUTRAL	0- 0	0- 0	0- 0				

RPI 1-25				RPI 26-50				RPI 51-100				RPI 101+				Team's RPI: 196
RPI	S	Opponent	Score	RPI	S	Opponent	Score	RPI	S	Opponent	Score	RPI	S	Opponent	Score	
6	A	Ohio St.	76 85	33	A	Oregon St.	63 75	57	A	Arizona St.	41 61	107	A	Washington St.	75 78	
8	A	Oregon	83 94	33	H	Oregon St.	57 95	97	A	Utah	46 81	107	H	Washington St.	56 49	
8	H	Oregon	63 76	39	A	Cal i forni a	60 69	97	H	Utah	65 74	111	N	North Carolina	78 90	
10	H	UCLA	69 86	39	H	Cal i forni a	67 83					140	H	BYU	80 72	
11	N	Texas	68 92	45	H	Southern Cal i forni a	61 72					141	A	Boise St.	62 85	
14	A	Stanford	45 71	50	N	Creighton	67 64					148	A	Idaho	81 69	
14	H	Stanford	79 86									149	A	Col orado	56 76	
												149	H	Col orado	61 66	
												150	H	Idaho St.	59 79	
												222	H	Seattle U	84 76	
												263	H	Grand Canyon	79 65	
												275	A	Ari zona	70 72	
												313	H	Portland	93 67	

LAST 12 Division I GAMES:																
				39	H	Cal i forni a	67 83	275	A	Ari zona	70 72					
				14	H	Stanford	79 86	57	A	Arizona St.	41 61					
				97	A	Utah	46 81	45	H	Southern Cal i forni a	61 72					
				149	A	Col orado	56 76	10	H	UCLA	69 86					
				33	H	Oregon St.	57 95	107	H	Washington St.	56 49					
				8	H	Oregon	63 76	107	A	Washington St.	75 78					

Non-Div I Games:

Washington

Average RPI Win:	138	WON-LOST	WINNING	LAST 10	STRENGTH OF	OPP. STRENGTH	TEAM	ADJ.	CONF.	ADJ CONF.
Average RPI Loss:	58	RECORD	PCT. RANK	GAMES	SCHEDULE	OF SCHEDULE	RPI	RPI	RPI	RPI
DIV. I ONLY	10- 19	254	1- 9	10	52	107	107	5	5	
DIV. I NON-CONF.	7- 5	132	0- 0	7	60	29	29	3	3	

TOTALS	RPI 1-25	RPI 26-50	W-L RECORDS	RPI 51-100	RPI 101-999	RPI 201+				
10- 19	0- 5	1- 6	OVERALL	1- 6	8- 2	1- 0				
4- 8	0- 2	0- 4	HOME	0- 2	4- 0	0- 0				
4- 10	0- 2	0- 2	AWAY	1- 4	3- 2	1- 0				
2- 1	0- 1	1- 0	NEUTRAL	0- 0	1- 0	0- 0				
7- 5	0- 1	1- 1	NON-CONFERENCE	1- 3	5- 0	0- 0				
2- 2	0- 0	0- 1	HOME	0- 1	2- 0	0- 0				
3- 2	0- 0	0- 0	AWAY	1- 2	2- 0	0- 0				
2- 1	0- 1	1- 0	NEUTRAL	0- 0	1- 0	0- 0				
3- 14	0- 4	0- 5	CONFERENCE	0- 3	3- 2	1- 0				
2- 6	0- 2	0- 3	HOME	0- 1	2- 0	0- 0				
1- 8	0- 2	0- 2	AWAY	0- 2	1- 2	1- 0				
0- 0	0- 0	0- 0	NEUTRAL	0- 0	0- 0	0- 0				

RPI 1-25				RPI 26-50				RPI 51-100				RPI 101+				Team's RPI: 107
RPI	S	Opponent	Score	RPI	S	Opponent	Score	RPI	S	Opponent	Score	RPI	S	Opponent	Score	
8	A	Oregon	56 89	33	A	Oregon St.	53 71	57	A	Arizona St.	51 77	113	N	ETSU	80 76	
8	H	Oregon	79 90	33	H	Oregon St.	61 63	58	A	UC Davis	76 91	124	H	Saint Louis	85 63	
10	H	UCLA	71 79	39	A	Cal i forn i a	60 66	63	A	Nebraska	73 61	131	A	San Francisco	74 70	
13	N	South Fla.	45 82	39	H	Cal i forn i a	54 67	72	A	Saint Mary's (CA)	75 81	141	A	Boise St.	61 53	
14	A	Stanford	57 70	40	H	Gonzaga	56 64	90	H	Kentucky	68 73	149	A	Col orado	69 72	
				42	N	Rutgers	63 60	97	A	Utah	50 54	149	H	Col orado	89 75	
				45	H	Southern Cal i forn i a	72 73	97	H	Utah	79 81	150	H	Idaho St.	72 55	
												196	A	Washi ngton	49 56	
												196	H	Washi ngton	78 75	
												275	A	Ari zona	78 60	
LAST 12 Di v i s i o n I GAMES:																
39	H	Cal i forn i a	54 67	275	A	Ari zona	78 60	10	H	UCLA	71 79					
149	A	Col orado	69 72	45	H	Southern Cal i forn i a	72 73									
97	A	Utah	50 54	196	A	Washi ngton	49 56									
8	H	Oregon	79 90	196	H	Washi ngton	78 75									
33	H	Oregon St.	61 63	39	A	Cal i forn i a	60 66									
57	A	Ari zona St.	51 77													

Non-Di v I Games:

Washington St.

Average RPI Win:	243	WON-LOST	WINNING	LAST 10	STRENGTH OF	OPP. STRENGTH	TEAM	ADJ.	CONF.	ADJ CONF.
Average RPI Loss:	129	RECORD	PCT. RANK	GAMES	SCHEDULE	OF SCHEDULE	RPI	RPI	RPI	RPI
DIV. I ONLY	17- 9	92	6- 4	312	146	151	151	19	19	
DIV. I NON-CONF.	6- 3	87	0- 0	319	160	178	178	13	13	

TOTALS	RPI 1-25	RPI 26-50	W-L RECORDS	RPI 51-100	RPI 101-999	RPI 201+				
17- 9	0- 1	1- 1	OVERALL	0- 1	16- 6	12- 1				
11- 2	0- 0	1- 0	HOME	0- 1	10- 1	8- 0				
6- 7	0- 1	0- 1	AWAY	0- 0	6- 5	4- 1				
0- 0	0- 0	0- 0	NEUTRAL	0- 0	0- 0	0- 0				
6- 3	0- 1	0- 0	NON-CONFERENCE	0- 1	6- 1	6- 0				
4- 1	0- 0	0- 0	HOME	0- 1	4- 0	4- 0				
2- 2	0- 1	0- 0	AWAY	0- 0	2- 1	2- 0				
0- 0	0- 0	0- 0	NEUTRAL	0- 0	0- 0	0- 0				
11- 6	0- 0	1- 1	CONFERENCE	0- 0	10- 5	6- 1				
7- 1	0- 0	1- 0	HOME	0- 0	6- 1	4- 0				
4- 5	0- 0	0- 1	AWAY	0- 0	4- 4	2- 1				
0- 0	0- 0	0- 0	NEUTRAL	0- 0	0- 0	0- 0				

RPI 1-25				RPI 26-50				RPI 51-100				RPI 101+				Team's RPI: 151
RPI	S	Opponent	Score	RPI	S	Opponent	Score	RPI	S	Opponent	Score	RPI	S	Opponent	Score	
8	A	Oregon	87 114	37	A	Northern Colo.	69 71	97	H	Utah	58 85	130	A	Portland St.	64 77	
				37	H	Northern Colo.	82 73					130	H	Portland St.	60 62	
												132	A	Fresno St.	78 81	
												142	A	Eastern Wash.	68 77	
												148	A	Idaho	105 88	
												150	A	Idaho St.	76 70	
												150	H	Idaho St.	84 73	
												183	A	North Dakota	67 80	
												183	H	North Dakota	80 69	
												213	A	CSUN	64 61	
												240	H	Montana	89 73	
												246	H	Pepperdine	71 61	
												278	A	Sacramento St.	78 56	
												278	H	Sacramento St.	86 73	
												298	H	Air Force	62 52	
												305	A	Northern Ariz.	75 76	
												305	H	Northern Ariz.	77 63	
												313	A	Portland	91 70	
												315	H	Incarate Word	79 55	
												323	H	Utah Valley	75 57	
												328	A	Southern Utah	77 64	
												328	H	Southern Utah	65 50	

LAST 12 Division I GAMES:																
				240	H	Montana	89 73	183	A	North Dakota	67 80					
				148	A	Idaho	105 88	305	H	Northern Ariz.	77 63					
				142	A	Eastern Wash.	68 77	328	H	Southern Utah	65 50					
				278	H	Sacramento St.	86 73	150	H	Idaho St.	84 73					
				130	H	Portland St.	60 62	130	A	Portland St.	64 77					
				37	A	Northern Colo.	69 71	278	A	Sacramento St.	78 56					

Non-Div I Games: Westminster (UT) 64 58 Antelope Valley 80 70

Weber St.

Average RPI Win:	169	WON-LOST	WINNING	LAST 10	STRENGTH OF	OPP. STRENGTH	TEAM	ADJ.	CONF.	ADJ CONF.
Average RPI Loss:	36	RECORD	PCT. RANK	GAMES	SCHEDULE	OF SCHEDULE	RPI	RPI	RPI	RPI
DIV. I ONLY	20- 10	80	4- 6	68	53	65	65	4	4	
DIV. I NON-CONF.	12- 0	1	0- 0	169	177	20	20	5	5	

TOTALS	RPI 1-25	RPI 26-50	W-L RECORDS	RPI 51-100	RPI 101-999	RPI 201+				
20- 10	1- 4	1- 2	OVERALL	3- 4	15- 0	7- 0				
10- 6	0- 2	0- 1	HOME	0- 3	10- 0	6- 0				
6- 4	1- 2	0- 1	AWAY	2- 1	3- 0	1- 0				
4- 0	0- 0	1- 0	NEUTRAL	1- 0	2- 0	0- 0				
12- 0	1- 0	1- 0	NON-CONFERENCE	1- 0	9- 0	5- 0				
7- 0	0- 0	0- 0	HOME	0- 0	7- 0	5- 0				
1- 0	1- 0	0- 0	AWAY	0- 0	0- 0	0- 0				
4- 0	0- 0	1- 0	NEUTRAL	1- 0	2- 0	0- 0				
8- 10	0- 4	0- 2	CONFERENCE	2- 4	6- 0	2- 0				
3- 6	0- 2	0- 1	HOME	0- 3	3- 0	1- 0				
5- 4	0- 2	0- 1	AWAY	2- 1	3- 0	1- 0				
0- 0	0- 0	0- 0	NEUTRAL	0- 0	0- 0	0- 0				

RPI 1-25				RPI 26-50				RPI 51-100				RPI 101+			
RPI	S	Opponent	Score	RPI	S	Opponent	Score	RPI	S	Opponent	Score	RPI	S	Opponent	Score
4	A	Bayl or	54 80	30	A	Okl ahoma	57 76	51	A	Okl ahoma St.	73 79	109	A	Iowa St.	69 59
4	H	Bayl or	72 83	30	H	Okl ahoma	77 79	51	H	Okl ahoma St.	69 79	109	H	Iowa St.	57 49
11	A	Texas	58 79	48	N	Drexel	75 42	74	N	Vi rgi ni a Tech	79 61	123	N	Butl er	75 68
11	H	Texas	55 73					78	A	TCU	87 82	137	N	Radford	75 55
19	A	Texas A&M	70 56					78	H	TCU	74 76	169	A	Kansas	74 54
								93	A	Kansas St.	75 66	169	H	Kansas	76 46
								93	H	Kansas St.	52 60	175	H	Pi ttsburgh	73 52
												186	H	Morehead St.	66 56
												241	A	Texas Tech	74 60
												241	H	Texas Tech	82 52
												251	H	North Florida	87 59
												266	H	Morgan St.	84 41
												278	H	Sacramento St.	101 47
												296	H	Central Conn. St.	102 52
												314	H	Coppi n St.	101 43

Team's RPI: 65															
LAST 12 Division I GAMES:															
4	A	Bayl or	54 80	11	H	Texas	55 73	51	H	Texas	55 73	51	H	Texas	55 73
51	H	Okl ahoma St.	69 79	30	A	Okl ahoma	57 76	30	A	Okl ahoma	57 76	30	A	Okl ahoma	57 76
93	A	Kansas St.	75 66	4	H	Bayl or	72 83	4	H	Bayl or	72 83	4	H	Bayl or	72 83
30	H	Okl ahoma	77 79	241	H	Texas Tech	82 52	241	H	Texas Tech	82 52	241	H	Texas Tech	82 52
169	H	Kansas	76 46	109	A	Iowa St.	69 59	109	A	Iowa St.	69 59	109	A	Iowa St.	69 59
241	A	Texas Tech	74 60	51	A	Okl ahoma St.	73 79	51	A	Okl ahoma St.	73 79	51	A	Okl ahoma St.	73 79

Non-Div I Games:

West Virginia

Average RPI Win: 223	WON-LOST RECORD	WINNING PCT. RANK	LAST 10 GAMES	STRENGTH OF SCHEDULE	OPP. STRENGTH OF SCHEDULE	TEAM RPI	ADJ. RPI	CONF. RPI	ADJ CONF. RPI
Average RPI Loss: 174									
DIV. I ONLY	3- 24	334	1- 8	132	264	316	316	17	17
DIV. I NON-CONF.	2- 11	305	0- 0	147	344	308	308	17	17

TOTALS	RPI 1-25	RPI 26-50	W-L RECORDS	RPI 51-100	RPI 101-999	RPI 201+			
3- 24	0- 1	0- 1	OVERALL	0- 4	3- 18	2- 8			
2- 10	0- 0	0- 0	HOME	0- 2	2- 8	1- 4			
1- 14	0- 1	0- 1	AWAY	0- 2	1- 10	1- 4			
0- 0	0- 0	0- 0	NEUTRAL	0- 0	0- 0	0- 0			
2- 11	0- 1	0- 1	NON-CONFERENCE	0- 0	2- 9	1- 5			
2- 3	0- 0	0- 0	HOME	0- 0	2- 3	1- 2			
0- 8	0- 1	0- 1	AWAY	0- 0	0- 6	0- 3			
0- 0	0- 0	0- 0	NEUTRAL	0- 0	0- 0	0- 0			
1- 13	0- 0	0- 0	CONFERENCE	0- 4	1- 9	1- 3			
0- 7	0- 0	0- 0	HOME	0- 2	0- 5	0- 2			
1- 6	0- 0	0- 0	AWAY	0- 2	1- 4	1- 1			
0- 0	0- 0	0- 0	NEUTRAL	0- 0	0- 0	0- 0			

RPI 1-25				RPI 26-50				RPI 51-100				RPI 101+ Team's RPI: 316			
RPI	S	Opponent	Score	RPI	S	Opponent	Score	RPI	S	Opponent	Score	RPI	S	Opponent	Score
17	A	South Carolina	43 101	28	A	Georgia	50 76	53	A	Mercer	50 72	113	A	ETSU	50 66
								53	H	Mercer	46 53	113	H	ETSU	46 76
								98	A	Chattanooga	32 47	137	H	Radford	39 27
								98	H	Chattanooga	41 58	164	A	UT Martin	54 62
												170	A	Samford	54 62
												170	H	Samford	32 50
												172	A	N. C. A&T	59 68
												177	A	Furman	46 66
												177	H	Furman	59 68
												185	H	Davidson	57 70
												196	A	High Point	69 75
												218	A	Gardner-Webb	67 70
												226	A	UNCG	54 57
												226	H	UNCG	67 88
												232	H	UNC Asheville	62 52
												254	A	Campbell	51 58
												299	A	Wofford	68 62
												299	H	Wofford	48 54
												312	H	Eastern Ky.	59 62
												321	A	South Carolina St.	45 75
												344	H	Florida A&M	63 80

LAST 12 Division I GAMES:															
226	A	UNCG	54 57	98	H	Chattanooga	41 58	226	H	UNCG	67 88				
170	H	Samford	32 50	53	A	Mercer	50 72	170	A	Samford	54 62				
53	H	Mercer	46 53	177	A	Furman	46 66	299	A	Wofford	48 54				
177	A	Furman	68 62	113	H	ETSU	46 76	177	H	Furman	59 68				

Non-Div I Games: Warren Wilson 114 54 Brevard 79 34

Western Caro.

Average RPI Win:	234	WON-LOST	WINNING	LAST 10	STRENGTH OF	OPP. STRENGTH	TEAM	ADJ.	CONF.	ADJ CONF.
Average RPI Loss:	90	RECORD	PCT. RANK	GAMES	SCHEDULE	OF SCHEDULE	RPI	RPI	RPI	RPI
DIV. I ONLY	18- 8	66	6- 3	227	171	99	99	12	12	
DIV. I NON-CONF.	8- 4	87	0- 0	287	189	128	128	16	16	

TOTALS	RPI 1-25	RPI 26-50	W-L RECORDS	RPI 51-100	RPI 101-999	RPI 201+				
18- 8	1- 0	0- 3	OVERALL	0- 2	17- 3	12- 1				
8- 3	0- 0	0- 1	HOME	0- 1	8- 1	6- 0				
10- 5	1- 0	0- 2	AWAY	0- 1	9- 2	6- 1				
0- 0	0- 0	0- 0	NEUTRAL	0- 0	0- 0	0- 0				
8- 4	1- 0	0- 1	NON-CONFERENCE	0- 0	7- 3	6- 1				
3- 1	0- 0	0- 0	HOME	0- 0	3- 1	3- 0				
5- 3	1- 0	0- 1	AWAY	0- 0	4- 2	3- 1				
0- 0	0- 0	0- 0	NEUTRAL	0- 0	0- 0	0- 0				
10- 4	0- 0	0- 2	CONFERENCE	0- 2	10- 0	6- 0				
5- 2	0- 0	0- 1	HOME	0- 1	5- 0	3- 0				
5- 2	0- 0	0- 1	AWAY	0- 1	5- 0	3- 0				
0- 0	0- 0	0- 0	NEUTRAL	0- 0	0- 0	0- 0				

Western III.

Western III.

RPI 1-25				RPI 26-50				RPI 51-100				RPI 101+			
RPI	S	Opponent	Score	RPI	S	Opponent	Score	RPI	S	Opponent	Score	RPI	S	Opponent	Score
14	A	Stanford	71 64	34	A	South Dakota St.	48 84	59	A	South Dakota	81 92	114	A	Northern Ill.	94 96
				34	H	South Dakota St.	42 70	59	H	South Dakota	58 82	119	H	Milwaukee	67 77
				40	A	Gonzaga	65 80					133	A	Wichita St.	78 65
												171	A	Denver	77 61
												171	H	Denver	118 93
												179	A	Oral Roberts	85 63
												179	H	Oral Roberts	56 49
												224	A	Illinois	77 67
												225	H	Southeast Mo. St.	87 59
												238	A	Omaha	90 51
												238	H	Omaha	103 68
												242	A	Austin Peay	81 68
												260	A	Bradley	80 87
												284	H	UMKC	90 71
												288	A	North Dakota St.	77 60
												288	H	North Dakota St.	97 72
												327	A	Fort Wayne	100 64
												327	H	Fort Wayne	91 44
												345	A	Chicago St.	83 45
												345	H	Chicago St.	71 54

Team's RPI: 99															
LAST 12 Division I GAMES:															
171	A	Denver	77 61	288	H	North Dakota St.	97 72	171	H	Denver	118 93				
288	A	North Dakota St.	77 60	34	A	South Dakota St.	48 84	34	A	South Dakota St.	48 84				
34	H	South Dakota St.	42 70	327	H	Fort Wayne	91 44	327	H	Fort Wayne	91 44				
238	H	Omaha	103 68	238	A	Omaha	90 51	238	A	Omaha	90 51				
179	A	Oral Roberts	85 63	179	H	Oral Roberts	56 49								
59	A	South Dakota	81 92												

Non-Div I Games: Illinois Col. 122 40 William Woods 96 57 Eureka 98 46

Western III.

Average RPI Win:	204	WON-LOST	WINNING	LAST 10	STRENGTH OF	OPP. STRENGTH	TEAM	ADJ.	CONF.	ADJ CONF.
Average RPI Loss:	49	RECORD	PCT. RANK	GAMES	SCHEDULE	OF SCHEDULE	RPI	RPI	RPI	RPI
DIV. I ONLY	20- 6	42	9- 1	102	133	43	43	18	18	
DIV. I NON-CONF.	8- 4	87	0- 0	68	34	42	42	20	20	

TOTALS	RPI 1-25	RPI 26-50	W-L RECORDS	RPI 51-100	RPI 101-999	RPI 201+				
20- 6	1- 2	0- 1	OVERALL	2- 2	17- 1	11- 0				
10- 1	0- 1	0- 0	HOME	0- 0	10- 0	8- 0				
6- 5	0- 1	0- 1	AWAY	0- 2	6- 1	3- 0				
4- 0	1- 0	0- 0	NEUTRAL	2- 0	1- 0	0- 0				
8- 4	1- 2	0- 1	NON-CONFERENCE	2- 1	5- 0	3- 0				
2- 1	0- 1	0- 0	HOME	0- 0	2- 0	2- 0				
2- 3	0- 1	0- 1	AWAY	0- 1	2- 0	1- 0				
4- 0	1- 0	0- 0	NEUTRAL	2- 0	1- 0	0- 0				
12- 2	0- 0	0- 0	CONFERENCE	0- 1	12- 1	8- 0				
8- 0	0- 0	0- 0	HOME	0- 0	8- 0	6- 0				
4- 2	0- 0	0- 0	AWAY	0- 1	4- 1	2- 0				
0- 0	0- 0	0- 0	NEUTRAL	0- 0	0- 0	0- 0				

Western Ky.

Western Ky.

RPI 1-25				RPI 26-50				RPI 51-100				RPI 101+			
RPI	S	Opponent	Score	RPI	S	Opponent	Score	RPI	S	Opponent	Score	RPI	S	Opponent	Score
1	H	Notre Dame	65 78	36	A	Ball St.	81 93	53	N	Mercer	67 62	103	A	Rice	58 73
15	A	Iowa	97 104					54	A	Indiana	71 73	106	A	Middle Tenn.	76 60
18	N	Missouri	79 76					67	N	Tolledo	70 56	106	H	Middle Tenn.	57 43
								84	A	UAB	61 79	136	A	Louisiana Tech	74 64
												153	H	Charlotte	83 61
												156	A	Southern Ill.	75 49
												182	N	Stetson	66 58
												205	H	Southern Miss.	81 60
												221	A	North Texas	79 65
												229	H	Fla. Atlantic	82 63
												269	H	UTSA	73 38
												281	H	Old Dominion	62 48
												302	A	Marshall	86 66
												302	H	Marshall	77 50
												307	A	Georgia St.	74 63
												309	H	FIU	101 47
												338	H	Mississippi Val.	87 48
												349	H	Evansville	92 54
LAST 12 Division I GAMES:															
153	H	Charlotte	83 61	136	A	Louisiana Tech	74 64	221	A	North Texas	79 65	302	A	Marshall	86 66
302	H	Marshall	77 50					269	H	UTSA	73 38				
106	A	Middle Tenn.	76 60					84	A	UAB	61 79				
103	A	Rice	58 73					309	H	FIU	101 47				
281	H	Old Dominion	62 48												
229	H	Fla. Atlantic	82 63												

Non-Div I Games: Lee

88 64

Western Ky.

Average RPI Win:	199	WON-LOST	WINNING	LAST 10	STRENGTH OF	OPP. STRENGTH	TEAM	ADJ.	CONF.	ADJ CONF.
Average RPI Loss:	60	RECORD	PCT. RANK	GAMES	SCHEDULE	OF SCHEDULE	RPI	RPI	RPI	RPI
DIV. I ONLY	12- 14	206	4- 6	81	80	122	122	7	7	
DIV. I NON-CONF.	4- 5	202	0- 0	127	50	119	119	8	8	

TOTALS	RPI 1-25	RPI 26-50	W-L RECORDS	RPI 51-100	RPI 101-999	RPI 201+				
12- 14	0- 4	0- 3	OVERALL	1- 6	11- 1	8- 1				
6- 4	0- 1	0- 1	HOME	1- 2	5- 0	4- 0				
5- 8	0- 3	0- 1	AWAY	0- 3	5- 1	4- 1				
1- 2	0- 0	0- 1	NEUTRAL	0- 1	1- 0	0- 0				
4- 5	0- 1	0- 1	NON-CONFERENCE	0- 3	4- 0	3- 0				
1- 0	0- 0	0- 0	HOME	0- 0	1- 0	1- 0				
2- 3	0- 1	0- 0	AWAY	0- 2	2- 0	2- 0				
1- 2	0- 0	0- 1	NEUTRAL	0- 1	1- 0	0- 0				
8- 9	0- 3	0- 2	CONFERENCE	1- 3	7- 1	5- 1				
5- 4	0- 1	0- 1	HOME	1- 2	4- 0	3- 0				
3- 5	0- 2	0- 1	AWAY	0- 1	3- 1	2- 1				
0- 0	0- 0	0- 0	NEUTRAL	0- 0	0- 0	0- 0				

RPI 1-25				RPI 26-50				RPI 51-100				RPI 101+				Team's RPI: 122
RPI	S	Opponent	Score	RPI	S	Opponent	Score	RPI	S	Opponent	Score	RPI	S	Opponent	Score	
15	A	Iowa	56 79	36	A	Ball St.	58 85	61	A	Michigan St.	62 65	113	N	ETSU	87 79	
16	A	Buffalo	49 71	36	H	Ball St.	71 81	67	A	Toledo	68 69	114	H	Northern Ill.	88 83	
23	A	Central Mich.	70 74	42	N	Rutgers	64 75	67	H	Toledo	73 78	159	A	Kent St.	66 61	
23	H	Central Mich.	62 78					69	N	St. John's (NY)	48 76	210	A	Bowling Green	81 67	
								80	H	Miami (OH)	81 70	210	H	Bowling Green	67 58	
								87	A	New Mexico	76 88	214	A	Eastern Mich.	67 69	
								90	H	Ohio	54 69	214	H	Eastern Mich.	74 66	
												219	A	New Mexico St.	64 55	
												220	A	Akron	59 51	
												220	H	Akron	76 60	
												304	A	Loyola Chicago	65 47	
												319	H	Detroit Mercy	74 62	

LAST 12 Division I GAMES:																
214	H	Eastern Mich.	74 66	220	H	Akron	76 60	67	H	Toledo	73 78	23	A	Central Mich.	70 74	
23	H	Central Mich.	62 78	67	A	Toledo	73 78	220	A	Akron	59 51	80	H	Miami (OH)	81 70	
36	A	Ball St.	58 85	23	A	Central Mich.	70 74	87	A	New Mexico	76 88	214	A	Eastern Mich.	67 69	
67	A	Toledo	68 69	220	A	Akron	59 51	90	H	Ohio	54 69					
36	H	Ball St.	71 81	80	H	Miami (OH)	81 70									
210	A	Bowling Green	81 67	214	A	Eastern Mich.	67 69									

Non-Div I Games: Goshen 87 36 Kentucky St. 85 50 Olivet 86 37

Western Mich.

Average RPI Win:	190	WON-LOST	WINNING	LAST 10	STRENGTH OF	OPP. STRENGTH	TEAM	ADJ.	CONF.	ADJ CONF.
Average RPI Loss:	89	RECORD	PCT. RANK	GAMES	SCHEDULE	OF SCHEDULE	RPI	RPI	RPI	RPI
DIV. I ONLY	14- 16	197	6- 4	90	82	133	133	8	8	
DIV. I NON-CONF.	5- 9	238	0- 0	81	100	197	197	7	7	

TOTALS	RPI 1-25	RPI 26-50	W-L RECORDS	RPI 51-100	RPI 101-999	RPI 201+				
14- 16	1- 2	0- 3	OVERALL	1- 7	12- 4	6- 2				
9- 5	1- 0	0- 0	HOME	1- 3	7- 2	4- 1				
4- 10	0- 2	0- 3	AWAY	0- 4	4- 1	2- 0				
1- 1	0- 0	0- 0	NEUTRAL	0- 0	1- 1	0- 1				
5- 9	0- 1	0- 2	NON-CONFERENCE	1- 5	4- 1	3- 1				
4- 2	0- 0	0- 0	HOME	1- 2	3- 0	3- 0				
0- 6	0- 1	0- 2	AWAY	0- 3	0- 0	0- 0				
1- 1	0- 0	0- 0	NEUTRAL	0- 0	1- 1	0- 1				
9- 7	1- 1	0- 1	CONFERENCE	0- 2	8- 3	3- 1				
5- 3	1- 0	0- 0	HOME	0- 1	4- 2	1- 1				
4- 4	0- 1	0- 1	AWAY	0- 1	4- 1	2- 0				
0- 0	0- 0	0- 0	NEUTRAL	0- 0	0- 0	0- 0				

RPI 1-25				RPI 26-50				RPI 51-100				RPI 101+ Team's RPI: 133			
RPI	S	Opponent	Score	RPI	S	Opponent	Score	RPI	S	Opponent	Score	RPI	S	Opponent	Score
2	A	UConn	43 124	34	A	South Dakota St.	64 96	51	A	Oklahoma St.	67 91	118	H	Cincinnati	69 75
9	A	Tennessee	56 68	44	A	UCF	53 59	59	H	South Dakota	48 62	127	A	Tulane	64 56
13	H	South Fla.	64 56	50	A	Creighton	61 66	70	A	Houston	55 73	127	H	Tulane	81 70
								70	H	Houston	62 73	181	N	UC Irvine	76 53
								87	A	New Mexico	62 76	189	A	Memphis	77 64
								92	A	Missouri St.	71 94	189	H	Memphis	69 61
								92	H	Missouri St.	72 58	193	H	Temple	88 81
								99	H	Western Ill.	65 78	201	A	East Carolina	67 77
												207	A	SMU	52 45
												207	H	SMU	66 43
												209	A	Tulsa	70 59
												209	H	Tulsa	62 67
												224	N	Illinois	67 68
												284	H	UMKC	72 63
												297	H	Alcorn	87 46
												345	H	Chicago St.	66 63

LAST 12 Division I GAMES:															
209	A	Tulsa	70 59	70	H	Houston	62 73								
127	H	Tulane	81 70	201	A	East Carolina	67 77								
207	A	SMU	52 45	189	A	Memphis	77 64								
193	H	Temple	88 81	13	H	South Fla.	64 56								
2	A	UConn	43 124	207	H	SMU	66 43								
118	H	Cincinnati	69 75	127	A	Tulane	64 56								

Non-Div I Games:

Wichita St.

Average RPI Win:	220	WON-LOST	WINNING	LAST 10	STRENGTH OF	OPP. STRENGTH	TEAM	ADJ.	CONF.	ADJ CONF.
Average RPI Loss:	140	RECORD	PCT. RANK	GAMES	SCHEDULE	OF SCHEDULE	RPI	RPI	RPI	RPI
DIV. I ONLY	16- 11	119	4- 6	217	178	154	154	10	10	
DIV. I NON-CONF.	9- 2	33	0- 0	243	262	80	80	12	12	

TOTALS	RPI 1-25	RPI 26-50	W-L RECORDS	RPI 51-100	RPI 101-999	RPI 201+				
16- 11	0- 0	1- 2	OVERALL	0- 2	15- 7	10- 3				
9- 6	0- 0	1- 1	HOME	0- 1	8- 4	6- 2				
7- 5	0- 0	0- 1	AWAY	0- 1	7- 3	4- 1				
0- 0	0- 0	0- 0	NEUTRAL	0- 0	0- 0	0- 0				
9- 2	0- 0	0- 0	NON-CONFERENCE	0- 1	9- 1	5- 0				
5- 1	0- 0	0- 0	HOME	0- 0	5- 1	4- 0				
4- 1	0- 0	0- 0	AWAY	0- 1	4- 0	1- 0				
0- 0	0- 0	0- 0	NEUTRAL	0- 0	0- 0	0- 0				
7- 9	0- 0	1- 2	CONFERENCE	0- 1	6- 6	5- 3				
4- 5	0- 0	1- 1	HOME	0- 1	3- 3	2- 2				
3- 4	0- 0	0- 1	AWAY	0- 0	3- 3	3- 1				
0- 0	0- 0	0- 0	NEUTRAL	0- 0	0- 0	0- 0				

RPI	S	Opponent	Score	RPI	S	Opponent	Score	RPI	S	Opponent	Score	RPI	S	Opponent	Score
47	H	Elon	81 75	64	H	James Madison	41 86	115	A	Saint Francis (PA)	92 86	117	A	Delaware	59 68
48	A	Drexel	34 54	69	A	St. John's (NY)	81 92	117	H	Delaware	52 61	135	A	Northeastern	46 64
48	H	Drexel	58 65					135	H	Northeastern	71 53	185	H	Davison	73 55
								192	H	Norfolk St.	74 80	199	A	Richmond	78 64
								201	A	East Carolina	71 65	231	H	Loyola Maryland	70 49
								237	A	Hofstra	54 65	237	H	Hofstra	63 53
								256	A	UNCW	66 53	256	H	UNCW	49 64
								262	A	Towson	75 63	262	H	Towson	66 67
								265	A	Howard	83 71	267	H	Fairfield	57 47
								272	A	Col. of Charleston	68 54	272	H	Col. of Charleston	79 66
								281	H	Old Dominion	75 58	295	H	USC Upstate	83 63
LAST 12 Division I GAMES:															
117	H	Delaware	52 61	64	H	James Madison	41 86	237	H	Hofstra	63 53	272	H	Col. of Charleston	79 66
48	A	Drexel	34 54	237	H	Hofstra	63 53	135	A	Northeastern	46 64	237	A	Hofstra	54 65
256	H	UNCW	49 64	272	H	Col. of Charleston	79 66	47	H	Elon	81 75				
135	H	Northeastern	71 53												
117	A	Delaware	59 68												
262	A	Towson	75 63												

Non-Div I Games:

William & Mary

Average RPI Win:	332	WON-LOST	WINNING	LAST 10	STRENGTH OF	OPP. STRENGTH	TEAM	ADJ.	CONF.	ADJ CONF.
Average RPI Loss:	192	RECORD	PCT. RANK	GAMES	SCHEDULE	OF SCHEDULE	RPI	RPI	RPI	RPI
DIV. I ONLY	2- 25	344	2- 8	204	317	340	340	26	26	
DIV. I NON-CONF.	0- 10	337	0- 0	192	234	336	336	28	28	

TOTALS	RPI 1-25	RPI 26-50	W-L RECORDS	RPI 51-100	RPI 101-999	RPI 201+				
2- 25	0- 1	0- 1	OVERALL	0- 4	2- 19	2- 14				
2- 11	0- 0	0- 0	HOME	0- 2	2- 9	2- 6				
0- 14	0- 1	0- 1	AWAY	0- 2	0- 10	0- 8				
0- 0	0- 0	0- 0	NEUTRAL	0- 0	0- 0	0- 0				
0- 10	0- 1	0- 1	NON-CONFERENCE	0- 2	0- 6	0- 5				
0- 4	0- 0	0- 0	HOME	0- 1	0- 3	0- 2				
0- 6	0- 1	0- 1	AWAY	0- 1	0- 3	0- 3				
0- 0	0- 0	0- 0	NEUTRAL	0- 0	0- 0	0- 0				
2- 15	0- 0	0- 0	CONFERENCE	0- 2	2- 13	2- 9				
2- 7	0- 0	0- 0	HOME	0- 1	2- 6	2- 4				
0- 8	0- 0	0- 0	AWAY	0- 1	0- 7	0- 5				
0- 0	0- 0	0- 0	NEUTRAL	0- 0	0- 0	0- 0				

RPI 1-25				RPI 26-50				RPI 51-100				RPI 101+				Team's RPI: 340
RPI	S	Opponent	Score	RPI	S	Opponent	Score	RPI	S	Opponent	Score	RPI	S	Opponent	Score	
12	A	Duke	30 101	47	A	Elon	37 98	53	A	Mercer	45 93	113	H	ETSU	63 74	
								71	H	Duquesne	54 81	137	A	Radford	52 78	
								89	A	Liberty	37 63	137	H	Radford	30 70	
								89	H	Liberty	53 73	196	A	High Point	40 77	
												196	H	High Point	58 79	
												218	A	Gardner-Webb	55 68	
												218	H	Gardner-Webb	59 66	
												220	A	Akron	43 69	
												232	A	UNC Asheville	51 63	
												232	H	UNC Asheville	48 70	
												245	A	Presbyterian	45 78	
												245	H	Presbyterian	58 64	
												254	A	Campbell	45 57	
												254	H	Campbell	48 72	
												299	H	Wofford	68 73	
												302	A	Marshall	40 70	
												310	A	Tennessee Tech	41 70	
												321	H	South Carolina St.	37 65	
												322	A	Charleston So.	45 81	
												322	H	Charleston So.	62 56	
												341	H	Longwood	69 60	

LAST 12 Division I GAMES:																
322	H	Charleston So.	62 56	245	H	Presbyterian	58 64									
254	A	Campbell	45 57	232	A	UNC Asheville	51 63									
89	H	Liberty	53 73	341	H	Longwood	69 60									
137	H	Radford	30 70	218	H	Gardner-Webb	59 66									
196	A	High Point	40 77	245	A	Presbyterian	45 78									
218	A	Gardner-Webb	55 68	232	H	UNC Asheville	48 70									

Non-Div I Games: N. C. Wesleyan 94 50

Winthrop

W
i
s
c
o
n
s
i
n

Wisconsin				Through Games Of Feb. 28, 2018							
Average RPI	Win:	215	WON-LOST	WINNING	LAST 10	STRENGTH OF	OPP. STRENGTH	TEAM	ADJ.	CONF.	ADJ CONF.
Average RPI	Loss:	62	RECORD	PCT. RANK	GAMES	SCHEDULE	OF SCHEDULE	RPI	RPI	RPI	RPI
DIV. I ONLY	9- 21	275	2- 8	67	48	203	203	3	3		
DIV. I NON-CONF.	7- 6	165	0- 0	190	74	169	169	4	4		

TOTALS	RPI 1-25		RPI 26-50		W-L RECORDS	RPI 51-100		RPI 101-999		RPI 201+	
9- 21	0- 6		0- 5		OVERALL	0- 5		9- 5		4- 0	
6- 9	0- 4		0- 3		HOME	0- 1		6- 1		3- 0	
2- 10	0- 2		0- 1		AWAY	0- 4		2- 3		1- 0	
1- 2	0- 0		0- 1		NEUTRAL	0- 0		1- 1		0- 0	
7- 6	0- 2		0- 1		NON-CONFERENCE	0- 0		7- 3		3- 0	
5- 2	0- 1		0- 0		HOME	0- 0		5- 1		3- 0	
1- 3	0- 1		0- 0		AWAY	0- 0		1- 2		0- 0	
1- 1	0- 0		0- 1		NEUTRAL	0- 0		1- 0		0- 0	
2- 15	0- 4		0- 4		CONFERENCE	0- 5		2- 2		1- 0	
1- 7	0- 3		0- 3		HOME	0- 1		1- 0		0- 0	
1- 7	0- 1		0- 1		AWAY	0- 4		1- 1		1- 0	
0- 1	0- 0		0- 0		NEUTRAL	0- 0		0- 1		0- 0	

RPI 1-25				RPI 26-50				RPI 51-100				RPI 101+ Team's RPI: 203			
RPI	S	Opponent	Score	RPI	S	Opponent	Score	RPI	S	Opponent	Score	RPI	S	Opponent	Score
6	H	Ohio St.	55 68	29	N	Syracuse	74 77	54	A	Indiana	55 69	101	A	George Washington	46 61
15	A	Iowa	61 88	38	H	Michigan	57 80	55	A	Purdue	35 57	119	H	Milwaukee	64 67
15	H	Iowa	46 56	42	H	Rutgers	50 63	61	A	Michigan St.	61 69	123	A	Butler	62 69
20	H	Maryland	44 71	46	A	Minnesota	65 90	63	A	Nebraska	48 51	144	N	Vanderbilt	73 71
22	H	Green Bay	34 67	46	H	Minnesota	61 71	86	H	Penn St.	62 69	153	H	Charlotte	80 66
25	A	Marquette	65 88									165	A	Northwestern	60 69
												165	H	Northwestern	58 46
												165	N	Northwestern	63 68
												174	H	Southern U.	77 74
												175	A	Pittsburgh	58 57
												224	A	Illinois	70 61
												243	H	La Salle	71 60
												311	H	UTRGV	82 54
												343	H	Savannah St.	82 24

LAST 12 Division I GAMES:															
165	N	Northwestern	63 68	46	H	Minnesota	61 71	224	A	Illinois	70 61				
61	A	Michigan St.	61 69	54	A	Indiana	55 69	165	H	Northwestern	58 46				
15	A	Iowa	61 88	46	A	Minnesota	65 90	86	H	Penn St.	62 69				
42	H	Rutgers	50 63												
63	A	Nebraska	48 51												
6	H	Ohio St.	55 68												

Non-Div I Games:

Wisconsin

W
i
s
c
o
n
s
i
n

Average RPI Win: 258	WON-LOST RECORD	WINNING PCT. RANK	LAST 10 GAMES	STRENGTH OF SCHEDULE	OPP. STRENGTH OF SCHEDULE	TEAM RPI	ADJ. RPI	CONF. RPI	ADJ CONF. RPI
Average RPI Loss: 170									
DIV. I ONLY	7- 19	286	1- 9	254	201	299	299	17	17
DIV. I NON-CONF.	4- 8	239	0- 0	303	303	304	304	17	17

TOTALS	RPI 1-25	RPI 26-50	W-L RECORDS	RPI 51-100	RPI 101-999	RPI 201+			
7- 19	0- 1	0- 1	OVERALL	0- 4	7- 13	5- 9			
5- 8	0- 0	0- 0	HOME	0- 2	5- 6	3- 5			
2- 11	0- 1	0- 1	AWAY	0- 2	2- 7	2- 4			
0- 0	0- 0	0- 0	NEUTRAL	0- 0	0- 0	0- 0			
4- 8	0- 1	0- 1	NON-CONFERENCE	0- 0	4- 6	4- 6			
3- 3	0- 0	0- 0	HOME	0- 0	3- 3	3- 3			
1- 5	0- 1	0- 1	AWAY	0- 0	1- 3	1- 3			
0- 0	0- 0	0- 0	NEUTRAL	0- 0	0- 0	0- 0			
3- 11	0- 0	0- 0	CONFERENCE	0- 4	3- 7	1- 3			
2- 5	0- 0	0- 0	HOME	0- 2	2- 3	0- 2			
1- 6	0- 0	0- 0	AWAY	0- 2	1- 4	1- 1			
0- 0	0- 0	0- 0	NEUTRAL	0- 0	0- 0	0- 0			

RPI 1-25				RPI 26-50				RPI 51-100				RPI 101+ Team's RPI: 299			
RPI	S	Opponent	Score	RPI	S	Opponent	Score	RPI	S	Opponent	Score	RPI	S	Opponent	Score
17	A	South Carolina	60 94	28	A	Georgia	56 95	53	A	Mercer	39 80	113	A	ETSU	53 82
								53	H	Mercer	46 71	113	H	ETSU	58 61
								98	A	Chattanooga	46 76	170	A	Samford	77 81
								98	H	Chattanooga	47 54	170	H	Samford	58 46
												177	A	Furman	57 63
												177	H	Furman	79 48
												218	A	Gardner-Webb	55 73
												226	A	UNCG	51 66
												226	H	UNCG	75 81
												232	H	UNC Asheville	70 68
												235	A	Coastal Caro.	51 67
												238	H	Omaha	60 64
												251	H	North Florida	69 57
												256	H	UNCW	60 65
												272	A	Col. of Charleston	51 59
												316	A	Western Caro.	54 48
												316	H	Western Caro.	62 68
												318	H	N.C. Central	77 56
												322	H	Charleston So.	45 68
												340	A	Winthrop	73 68

LAST 12 Division I GAMES:															
177	A	Furman	57 63	170	A	Samford	77 81								
98	A	Chattanooga	46 76	177	H	Furman	79 48								
113	A	ETSU	53 82	113	H	ETSU	58 61								
226	H	UNCG	75 81	98	H	Chattanooga	47 54								
316	H	Western Caro.	62 68	316	A	Western Caro.	54 48								
53	A	Mercer	39 80	226	A	UNCG	51 66								

Non-Div I Games: Brevard 85 46 Southern Wesleyan 104 57 Bob Jones 96 54

Wofford

Average RPI Win:	226	WON-LOST	WINNING	LAST 10	STRENGTH OF	OPP. STRENGTH	TEAM	ADJ.	CONF.	ADJ CONF.
Average RPI Loss:	82	RECORD	PCT. RANK	GAMES	SCHEDULE	OF SCHEDULE	RPI	RPI	RPI	RPI
DIV. I ONLY	19- 9	77	6- 4	176	159	95	95	11	11	
DIV. I NON-CONF.	7- 3	74	0- 0	247	183	99	99	14	14	

TOTALS	RPI 1-25	RPI 26-50	W-L RECORDS	RPI 51-100	RPI 101-999	RPI 201+				
19- 9	0- 3	0- 1	OVERALL	2- 1	17- 4	9- 1				
9- 3	0- 1	0- 0	HOME	0- 1	9- 1	6- 0				
8- 5	0- 2	0- 1	AWAY	2- 0	6- 2	3- 0				
2- 1	0- 0	0- 0	NEUTRAL	0- 0	2- 1	0- 1				
7- 3	0- 1	0- 1	NON-CONFERENCE	1- 0	6- 1	3- 1				
3- 0	0- 0	0- 0	HOME	0- 0	3- 0	3- 0				
2- 2	0- 1	0- 1	AWAY	1- 0	1- 0	0- 0				
2- 1	0- 0	0- 0	NEUTRAL	0- 0	2- 1	0- 1				
12- 6	0- 2	0- 0	CONFERENCE	1- 1	11- 3	6- 0				
6- 3	0- 1	0- 0	HOME	0- 1	6- 1	3- 0				
6- 3	0- 1	0- 0	AWAY	1- 0	5- 2	3- 0				
0- 0	0- 0	0- 0	NEUTRAL	0- 0	0- 0	0- 0				

RPI 1-25				RPI 26-50				RPI 51-100				RPI 101+			
RPI	S	Opponent	Score	RPI	S	Opponent	Score	RPI	S	Opponent	Score	RPI	S	Opponent	Score
18	A	Missouri	80 82	28	A	Georgia	71 87	66	A	Belmont	91 81	116	A	Cleveland St.	70 71
22	A	Green Bay	68 75					82	A	IUPUI	66 63	116	H	Cleveland St.	63 70
22	H	Green Bay	51 58					82	H	IUPUI	61 64	119	A	Milwaukee	53 59
												119	H	Milwaukee	56 51
												154	A	Youngstown St.	69 59
												154	H	Youngstown St.	73 50
												159	A	Kent St.	72 60
												182	N	Stetson	64 59
												187	A	Oakland	77 57
												187	H	Oakland	80 75
												199	N	Richmond	85 69
												211	N	Providence	69 74
												255	A	Northern Ky.	68 63
												255	H	Northern Ky.	73 60
												310	H	Tennessee Tech	82 59
												319	A	Detroit Mercy	88 60
												319	H	Detroit Mercy	85 55
												329	A	Ill.-Chicago	80 53
												329	H	Ill.-Chicago	60 50
												345	H	Chicago St.	84 39
												346	H	Eastern Ill.	81 46

LAST 12 Division I GAMES:															
329	A	Ill.-Chicago	80 53	22	A	Green Bay	68 75	119	A	Milwaukee	53 59	154	A	Youngstown St.	69 59
82	A	IUPUI	66 63					116	A	Cleveland St.	70 71	82	H	IUPUI	61 64
116	H	Cleveland St.	63 70					329	H	Ill.-Chicago	60 50				
255	H	Northern Ky.	73 60												
187	H	Oakland	80 75												
319	H	Detroit Mercy	85 55												

Non-Div I Games: Northwestern Ohio 106 52 Cincinnati Christian 99 36

Wright St.

Average RPI Win:	181	WON-LOST	WINNING	LAST 10	STRENGTH OF	OPP. STRENGTH	TEAM	ADJ.	CONF.	ADJ CONF.
Average RPI Loss:	158	RECORD	PCT. RANK	GAMES	SCHEDULE	OF SCHEDULE	RPI	RPI	RPI	RPI
DIV. I ONLY	18- 8	66	7- 3	123	163	73	73	16	16	
DIV. I NON-CONF.	5- 4	146	0- 0	26	225	65	65	15	15	

TOTALS	RPI 1-25	RPI 26-50	W-L RECORDS	RPI 51-100	RPI 101-999	RPI 201+				
18- 8	0- 1	0- 0	OVERALL	4- 1	14- 6	8- 3				
10- 1	0- 0	0- 0	HOME	3- 0	7- 1	5- 0				
8- 5	0- 1	0- 0	AWAY	1- 0	7- 4	3- 3				
0- 2	0- 0	0- 0	NEUTRAL	0- 1	0- 1	0- 0				
5- 4	0- 1	0- 0	NON-CONFERENCE	1- 1	4- 2	1- 1				
3- 0	0- 0	0- 0	HOME	1- 0	2- 0	1- 0				
2- 2	0- 1	0- 0	AWAY	0- 0	2- 1	0- 1				
0- 2	0- 0	0- 0	NEUTRAL	0- 1	0- 1	0- 0				
13- 4	0- 0	0- 0	CONFERENCE	3- 0	10- 4	7- 2				
7- 1	0- 0	0- 0	HOME	2- 0	5- 1	4- 0				
6- 3	0- 0	0- 0	AWAY	1- 0	5- 3	3- 2				
0- 0	0- 0	0- 0	NEUTRAL	0- 0	0- 0	0- 0				

RPI 1-25				RPI 26-50				RPI 51-100				RPI 101+			
RPI	S	Opponent	Score	RPI	S	Opponent	Score	RPI	S	Opponent	Score	RPI	S	Opponent	Score
12	A	Duke	40 63					76	H	Drake	75 61	120	A	Colorado St.	53 49
								82	N	IUPUI	59 65	120	H	Colorado St.	53 64
								83	H	UNLV	69 56	132	A	Fresno St.	47 60
								87	A	New Mexico	63 62	132	H	Fresno St.	74 57
								87	H	New Mexico	66 55	139	N	UNI	40 55
												141	A	Boise St.	66 51
												148	A	Idaho	70 64
												150	H	Idaho St.	61 53
												171	A	Denver	61 51
												208	A	Nevada	65 62
												208	H	Nevada	66 60
												215	A	Montana St.	46 50
												240	H	Montana	67 62
												268	A	San Diego St.	62 68
												268	H	San Diego St.	70 50
												270	A	San Jose St.	66 64
												270	H	San Jose St.	58 46
												298	A	Air Force	47 57
												303	A	Utah St.	64 46
												303	H	Utah St.	61 44
LAST 12 Division I GAMES:															
298	A	Air Force	47 57	303	A	Utah St.	64 46								
132	H	Fresno St.	74 57	132	A	Fresno St.	47 60								
87	A	New Mexico	63 62	120	H	Colorado St.	53 64								
270	A	San Jose St.	66 64	270	H	San Jose St.	58 46								
268	H	San Diego St.	70 50	208	A	Nevada	65 62								
83	H	UNLV	69 56	303	H	Utah St.	61 44								

Non-Div I Games: Colo. Christian 62 33 Adams St. 73 47

Wyoming

Average RPI Win:	213	WON-LOST	WINNING	LAST 10	STRENGTH OF	OPP. STRENGTH	TEAM	ADJ.	CONF.	ADJ CONF.
Average RPI Loss:	76	RECORD	PCT. RANK	GAMES	SCHEDULE	OF SCHEDULE	RPI	RPI	RPI	RPI
DIV. I ONLY	10- 19	254	1- 9	92	83	216	216	6	6	
DIV. I NON-CONF.	7- 4	102	0- 0	196	280	157	157	6	6	

TOTALS	RPI 1-25	RPI 26-50	W-L RECORDS	RPI 51-100	RPI 101-999	RPI 201+				
10- 19	0- 5	0- 5	OVERALL	0- 2	10- 7	5- 2				
8- 8	0- 2	0- 2	HOME	0- 1	8- 3	5- 0				
1- 10	0- 2	0- 3	AWAY	0- 1	1- 4	0- 2				
1- 1	0- 1	0- 0	NEUTRAL	0- 0	1- 0	0- 0				
7- 4	0- 1	0- 1	NON-CONFERENCE	0- 0	7- 2	4- 1				
6- 1	0- 0	0- 0	HOME	0- 0	6- 1	4- 0				
0- 2	0- 0	0- 1	AWAY	0- 0	0- 1	0- 1				
1- 1	0- 1	0- 0	NEUTRAL	0- 0	1- 0	0- 0				
3- 15	0- 4	0- 4	CONFERENCE	0- 2	3- 5	1- 1				
2- 7	0- 2	0- 2	HOME	0- 1	2- 2	1- 0				
1- 8	0- 2	0- 2	AWAY	0- 1	1- 3	0- 1				
0- 0	0- 0	0- 0	NEUTRAL	0- 0	0- 0	0- 0				

RPI 1-25				RPI 26-50				RPI 51-100				RPI 101+ Team's RPI: 216			
RPI	S	Opponent	Score	RPI	S	Opponent	Score	RPI	S	Opponent	Score	RPI	S	Opponent	Score
18	N	Missouri	48 74	27	A	Villanova	57 75	69	A	St. John's (NY)	36 70	104	H	Wake Forest	57 62
24	A	DePaul	48 79	27	H	Villanova	50 89	69	H	St. John's (NY)	63 67	112	A	Georgetown	60 65
24	H	DePaul	72 73	46	A	Minnesota	62 74					112	H	Georgetown	48 65
25	A	Marquette	67 88	50	A	Creighton	54 65					118	H	Cincinnati	53 50
25	H	Marquette	63 80	50	H	Creighton	64 71					123	A	Butler	69 62
												123	H	Butler	57 54
												125	A	Seton Hall	53 58
												125	H	Seton Hall	51 62
												177	N	Furman	75 62
												184	H	New Hampshire	71 66
												210	A	Bowling Green	53 63
												211	A	Providence	48 69
												211	H	Providence	68 59
												227	H	Grambling	72 67
												292	H	Mt. St. Mary's	66 45
												327	H	Fort Wayne	62 50
												344	H	Florida A&M	70 52
LAST 12 Division I GAMES:															
123	H	Butler	57 54	125	A	Seton Hall	53 58								
211	A	Providence	48 69	112	H	Georgetown	48 65								
50	A	Creighton	54 65	27	H	Villanova	50 89								
24	H	DePaul	72 73	50	H	Creighton	64 71								
25	H	Marquette	63 80	211	H	Providence	68 59								
69	A	St. John's (NY)	36 70	25	A	Marquette	67 88								

Non-Div I Games:

Xavier

Average RPI Win:	196	WON-LOST	WINNING	LAST 10	STRENGTH OF	OPP. STRENGTH	TEAM	ADJ.	CONF.	ADJ CONF.
Average RPI Loss:	121	RECORD	PCT. RANK	GAMES	SCHEDULE	OF SCHEDULE	RPI	RPI	RPI	RPI
DIV. I ONLY	15- 10	114	7- 3	162	116	128	128	9	9	
DIV. I NON-CONF.	7- 6	165	0- 0	231	208	176	176	9	9	

TOTALS	RPI 1-25	RPI 26-50	W-L RECORDS	RPI 51-100	RPI 101-999	RPI 201+				
15- 10	0- 0	1- 0	OVERALL	2- 4	12- 6	8- 1				
7- 5	0- 0	1- 0	HOME	1- 2	5- 3	4- 1				
8- 3	0- 0	0- 0	AWAY	1- 1	7- 2	4- 0				
0- 2	0- 0	0- 0	NEUTRAL	0- 1	0- 1	0- 0				
7- 6	0- 0	0- 0	NON-CONFERENCE	1- 2	6- 4	4- 1				
2- 3	0- 0	0- 0	HOME	0- 1	2- 2	2- 1				
5- 1	0- 0	0- 0	AWAY	1- 0	4- 1	2- 0				
0- 2	0- 0	0- 0	NEUTRAL	0- 1	0- 1	0- 0				
8- 4	0- 0	1- 0	CONFERENCE	1- 2	6- 2	4- 0				
5- 2	0- 0	1- 0	HOME	1- 1	3- 1	2- 0				
3- 2	0- 0	0- 0	AWAY	0- 1	3- 1	2- 0				
0- 0	0- 0	0- 0	NEUTRAL	0- 0	0- 0	0- 0				

RPI	S	Opponent	Score	RPI	S	Opponent	Score	RPI	S	Opponent	Score	RPI	S	Opponent	Score	Team's RPI: 128
				32	H	Princeton	73 59	54	H	Indiana	68 72	108	A	Dartmouth	57 39	
								56	A	Harvard	73 97	108	H	Dartmouth	62 64	
								56	H	Harvard	69 63	145	N	Hartford	70 78	
								58	N	UC Davis	61 71	152	A	Binghamton	73 69	
								68	H	Penn	54 69	161	H	Army West Point	65 82	
								78	A	TCU	82 72	169	A	Kansas	75 81	
												176	A	Brown	71 81	
												176	H	Brown	77 63	
												178	A	Stony Brook	77 71	
												204	A	Col umbi a	73 50	
												204	H	Col umbi a	66 59	
												211	H	Provi dence	51 55	
												273	A	Cornel l	65 55	
												273	H	Cornel l	69 56	
												277	H	LIU Brookl yn	62 51	
												282	H	Col gate	82 56	
												296	A	Central Conn. St.	75 62	
												347	A	Saint Peter's	70 49	

LAST 12 Division I GAMES:																
				204	H	Col umbi a	66 59	68	H	Penn	54 69					
				273	H	Cornel l	69 56	32	H	Princeton	73 59					
				56	H	Harvard	69 63	108	A	Dartmouth	57 39					
				108	H	Dartmouth	62 64	56	A	Harvard	73 97					
				273	A	Cornel l	65 55	176	A	Brown	71 81					
				204	A	Col umbi a	73 50	176	H	Brown	77 63					

Non-Div I Games:

Yale

Average RPI Win:	233	WON-LOST	WINNING	LAST 10	STRENGTH OF	OPP. STRENGTH	TEAM	ADJ.	CONF.	ADJ CONF.
Average RPI Loss:	112	RECORD	PCT. RANK	GAMES	SCHEDULE	OF SCHEDULE	RPI	RPI	RPI	RPI
DIV. I ONLY	13- 14	187	8- 2	137	176	154	154	11	11	
DIV. I NON-CONF.	2- 7	286	0- 0	208	219	272	272	14	14	

TOTALS	RPI 1-25	RPI 26-50	W-L RECORDS	RPI 51-100	RPI 101-999	RPI 201+				
13- 14	0- 2	0- 0	OVERALL	1- 5	12- 7	8- 1				
6- 6	0- 1	0- 0	HOME	0- 3	6- 2	4- 0				
7- 8	0- 1	0- 0	AWAY	1- 2	6- 5	4- 1				
0- 0	0- 0	0- 0	NEUTRAL	0- 0	0- 0	0- 0				
2- 7	0- 0	0- 0	NON-CONFERENCE	0- 2	2- 5	2- 1				
1- 2	0- 0	0- 0	HOME	0- 1	1- 1	1- 0				
1- 5	0- 0	0- 0	AWAY	0- 1	1- 4	1- 1				
0- 0	0- 0	0- 0	NEUTRAL	0- 0	0- 0	0- 0				
11- 7	0- 2	0- 0	CONFERENCE	1- 3	10- 2	6- 0				
5- 4	0- 1	0- 0	HOME	0- 2	5- 1	3- 0				
6- 3	0- 1	0- 0	AWAY	1- 1	5- 1	3- 0				
0- 0	0- 0	0- 0	NEUTRAL	0- 0	0- 0	0- 0				

RPI 1-25				RPI 26-50				RPI 51-100				RPI 101+ Team's RPI: 154			
RPI	S	Opponent	Score	RPI	S	Opponent	Score	RPI	S	Opponent	Score	RPI	S	Opponent	Score
22	A	Green Bay	56 65					60	A	American	72 78	115	A	Saint Francis (PA)	65 79
22	H	Green Bay	42 67					82	A	IUPUI	70 67	116	A	Cleveland St.	66 52
								82	H	IUPUI	43 65	116	H	Cleveland St.	76 69
								88	H	Bucknell	60 66	119	A	Milwaukee	61 62
								95	A	Wright St.	50 73	119	H	Milwaukee	86 85
								95	H	Wright St.	59 69	129	A	Robert Morris	52 84
												159	H	Kent St.	44 55
												175	A	Pittsburgh	58 66
												187	A	Oakland	86 76
												187	H	Oakland	48 58
												220	A	Akron	58 75
												255	A	Northern Ky.	60 59
												255	H	Northern Ky.	54 51
												304	A	Loyola Chicago	73 49
												305	H	Northern Ari z.	69 67
												319	A	Detroit Mercy	72 52
												319	H	Detroit Mercy	76 59
												329	A	Ill. -Chicago	71 52
												329	H	Ill. -Chicago	76 63

LAST 12 Division I GAMES:															
116	H	Cleveland St.	76 69	319	A	Detroit Mercy	72 52								
255	A	Northern Ky.	60 59	187	A	Oakland	86 76								
22	H	Green Bay	42 67	95	H	Wright St.	59 69								
119	H	Milwaukee	86 85	255	H	Northern Ky.	54 51								
329	A	Ill. -Chicago	71 52	116	A	Cleveland St.	66 52								
82	A	IUPUI	70 67	95	A	Wright St.	50 73								

Non-Div I Games: Ohio Valley 86 59 Penn St. -Beaver 97 40

Youngstown St.