

Average RPI Win:	242	WON-LOST	WINNING	LAST 10	STRENGTH OF	OPP. STRENGTH	TEAM	ADJ.	CONF.	ADJ CONF.
Average RPI Loss:	138	RECORD	PCT. RANK	GAMES	SCHEDULE	OF SCHEDULE	RPI	RPI	RPI	RPI
DIV. I ONLY	17- 7	56	9-1	182	273	87	87	23	23	
DIV. I NON-CONF.	3- 4	201	0	169	241	147	147	24	24	
TOTALS	RPI 1-25	RPI 26-50	W-L RECORDS	RPI 51-100	RPI 101-150	RPI 150+				
17- 7	0- 2	0- 0	OVERALL	0- 2	2- 0	15- 3				
8- 1	0- 0	0- 0	HOME	0- 1	1- 0	7- 0				
8- 6	0- 2	0- 0	AWAY	0- 1	1- 0	7- 3				
1- 0	0- 0	0- 0	NEUTRAL	0- 0	0- 0	1- 0				
3- 4	0- 2	0- 0	NON-CONFERENCE	0- 0	0- 0	3- 2				
1- 0	0- 0	0- 0	HOME	0- 0	0- 0	1- 0				
1- 4	0- 2	0- 0	AWAY	0- 0	0- 0	1- 2				
1- 0	0- 0	0- 0	NEUTRAL	0- 0	0- 0	1- 0				
14- 3	0- 0	0- 0	CONFERENCE	0- 2	2- 0	12- 1				
7- 1	0- 0	0- 0	HOME	0- 1	1- 0	6- 0				
7- 2	0- 0	0- 0	AWAY	0- 1	1- 0	6- 1				
0- 0	0- 0	0- 0	NEUTRAL	0- 0	0- 0	0- 0				

RPI 1-25				RPI 26-50				RPI 51-100 Team's RPI: 87				RPI 101+			
RPI	S	Opponent	Score	RPI	S	Opponent	Score	RPI	S	Opponent	Score	RPI	S	Opponent	Score
14	A	Missouri St.	51 79					99	A	SFA	49 72	103	A	Abilene Christian	70 58
18	A	Texas A&M	48 85					99	H	SFA	44 66	103	H	Abilene Christian	68 59
												151	H	Sam Houston St.	57 54
												158	A	New Orleans	83 53
												158	H	New Orleans	43 40
												237	A	Southeastern La.	44 48
												237	H	Southeastern La.	49 48
												242	H	Central Ark.	67 47
												243	A	South Alabama	82 83
												255	A	Texas St.	48 57
												258	A	Incarnate Word	64 38
												268	H	Nicholls St.	55 49
												269	A	Lamar University	64 56
												269	H	Lamar University	49 39
												293	N	Prairie View	64 52
												306	A	UTRGV	59 54
												306	H	UTRGV	61 50
												318	A	Houston Baptist	75 65
												334	A	Northwestern St.	72 59
												343	A	McNeese	73 59
LAST 10 Division I															
158	H	New Orleans	43 40	343	A	McNeese	73 59								
269	A	Lamar University	64 56	318	A	Houston Baptist	75 65								
237	H	Southeastern La.	49 48	151	H	Sam Houston St.	57 54								
103	H	Abilene Christian	68 59	258	A	Incarnate Word	64 38								
99	A	SFA	49 72	158	A	New Orleans	83 53								

Non-Div I Games: UNKNOWN 75 55 Huston-Tillotson 63 49 Texas Wesleyan 90 52

A&M-Corpus Christi

Loss, Non-Conf, S Site, H Home A Away N Neutral

Average RPI Win:	245	WON-LOST	WINNING	LAST 10	STRENGTH OF	OPP. STRENGTH	TEAM	ADJ.	CONF.	ADJ CONF.
Average RPI Loss:	119	RECORD	PCT. RANK	GAMES	SCHEDULE	OF SCHEDULE	RPI	RPI	RPI	RPI
DIV. I ONLY	17- 5	35	7-3	273	251	103	103	23	23	
DIV. I NON-CONF.	4- 1	51	0	237	116	60	60	24	24	
TOTALS	RPI 1-25	RPI 26-50	W-L RECORDS	RPI 51-100	RPI 101-150	RPI 150+				
17- 5	0- 0	0- 0	OVERALL	0- 4	2- 0	15- 1				
8- 2	0- 0	0- 0	HOME	0- 1	0- 0	8- 1				
9- 3	0- 0	0- 0	AWAY	0- 3	2- 0	7- 0				
0- 0	0- 0	0- 0	NEUTRAL	0- 0	0- 0	0- 0				
4- 1	0- 0	0- 0	NON-CONFERENCE	0- 1	2- 0	2- 0				
2- 0	0- 0	0- 0	HOME	0- 0	0- 0	2- 0				
2- 1	0- 0	0- 0	AWAY	0- 1	2- 0	0- 0				
0- 0	0- 0	0- 0	NEUTRAL	0- 0	0- 0	0- 0				
13- 4	0- 0	0- 0	CONFERENCE	0- 3	0- 0	13- 1				
6- 2	0- 0	0- 0	HOME	0- 1	0- 0	6- 1				
7- 2	0- 0	0- 0	AWAY	0- 2	0- 0	7- 0				
0- 0	0- 0	0- 0	NEUTRAL	0- 0	0- 0	0- 0				

RPI 1-25			RPI 26-50			RPI 51-100			RPI 101+			Team's RPI: 103
RPI	S	Opponent	Score	RPI	S	Opponent	Score	RPI	S	Opponent	Score	
						66	A Oklahoma	65	78	136	A Portland	76 69
						87	A A&M-Corpus Christi	59	68	150	A Wright St.	83 64
						87	H A&M-Corpus Christi	58	70	151	A Sam Houston St.	81 73
						99	A SFA	59	69	151	H Sam Houston St.	94 91
										158	H New Orleans	76 62
										237	A Southeastern La.	68 62
										237	H Southeastern La.	61 53
										242	A Central Ark.	74 64
										258	H Incarnate Word	70 71
										267	H Tulsa	73 63
										268	A Nicholls St.	95 84
										269	A Lamar University	75 49
										269	H Lamar University	78 72
										316	H New Mexico St.	67 54
										318	A Houston Baptist	84 79
										318	H Houston Baptist	71 54
										334	H Northwestern St.	84 69
										343	A McNeese	90 73
LAST 10 Division I												
						151	H Sam Houston St.	94	91	269	A Lamar University	75 49
						237	A Southeastern La.	68	62	334	H Northwestern St.	84 69
						318	A Houston Baptist	84	79	258	H Incarnate Word	70 71
						87	A A&M-Corpus Christi	59	68	99	A SFA	59 69
						318	H Houston Baptist	71	54	242	A Central Ark.	74 64

Non-Div I Games: Howard Payne 96 38 Schreiner 110 37 Southwest (NM) 104 52 McMurry 111 43  
Abilene Christian

Loss, Non-Conf, S Site, H Home A Away N Neutral

Average RPI Win: <b>227</b>	WON-LOST	WINNING	LAST 10	STRENGTH OF	OPP. STRENGTH	TEAM	ADJ.	CONF.	ADJ CONF.
Average RPI Loss: <b>184</b>	RECORD	PCT. RANK	GAMES	SCHEDULE	OF SCHEDULE	RPI	RPI	RPI	RPI
DIV. I ONLY	8- 20	296	5-5	198	236	277	277	17	17
DIV. I NON-CONF.	1- 9	326	0	264	270	337	337	19	19
TOTALS	RPI 1-25	RPI 26-50	W-L RECORDS	RPI 51-100	RPI 101-150	RPI 150+			
8- 20	0- 0	0- 1	OVERALL	1- 2	0- 4	7- 13			
3- 10	0- 0	0- 0	HOME	1- 0	0- 3	2- 7			
5- 10	0- 0	0- 1	AWAY	0- 2	0- 1	5- 6			
0- 0	0- 0	0- 0	NEUTRAL	0- 0	0- 0	0- 0			
1- 9	0- 0	0- 1	NON-CONFERENCE	0- 1	0- 2	1- 5			
1- 3	0- 0	0- 0	HOME	0- 0	0- 2	1- 1			
0- 6	0- 0	0- 1	AWAY	0- 1	0- 0	0- 4			
0- 0	0- 0	0- 0	NEUTRAL	0- 0	0- 0	0- 0			
7- 11	0- 0	0- 0	CONFERENCE	1- 1	0- 2	6- 8			
2- 7	0- 0	0- 0	HOME	1- 0	0- 1	1- 6			
5- 4	0- 0	0- 0	AWAY	0- 1	0- 1	5- 2			
0- 0	0- 0	0- 0	NEUTRAL	0- 0	0- 0	0- 0			

RPI 1-25				RPI 26-50				RPI 51-100				RPI 101+				Team's RPI: 277	
RPI	S	Opponent	Score	RPI	S	Opponent	Score	RPI	S	Opponent	Score	RPI	S	Opponent	Score		
				27	A	Arizona St.	56 87	59	A	Tennessee	54 81	101	A	Boise St.	61 70		
								75	A	Fresno St.	52 61	101	H	Boise St.	69 74		
								75	H	Fresno St.	88 65	115	H	San Diego	59 70		
												136	H	Portland	56 72		
												153	A	San Jose St.	67 66		
												153	H	San Jose St.	60 68		
												164	A	Wyoming	52 68		
												164	H	Wyoming	63 65		
												216	H	UNLV	60 67		
												219	A	New Mexico	79 66		
												219	H	New Mexico	53 75		
												220	A	Cal St. Fullerton	70 79		
												224	A	Northern Colo.	62 72		
												232	A	San Diego St.	51 49		
												246	A	Nevada	68 61		
												246	H	Nevada	67 71		
												282	A	Colorado St.	40 60		
												282	H	Colorado St.	49 44		
												285	A	Utah St.	62 45		
												285	H	Utah St.	52 53		
LAST 10 Division I																	
				282	H	Colorado St.	49 44	101	H	Boise St.	69 74	291	A	Long Beach St.	68 74		
				219	A	New Mexico	79 66	232	A	San Diego St.	51 49	295	H	Army West Point	66 68		
				164	A	Wyoming	52 68	246	H	Nevada	67 71	315	A	Navy	59 67		
				75	H	Fresno St.	88 65	75	A	Fresno St.	52 61	326	H	NJIT	68 48		
				153	A	San Jose St.	67 66	153	H	San Jose St.	60 68						

Non-Div I Games: Neb. Wesleyan 93 42

Air Force

■ Loss, 
 ■ Non-Conf, S Site, 
 ■ Home 
 ■ Away 
 N Neutral

Average RPI Win: <b>220</b>	WON-LOST	WINNING	LAST 10	STRENGTH OF	OPP. STRENGTH	TEAM	ADJ.	CONF.	ADJ CONF.
Average RPI Loss: <b>111</b>	RECORD	PCT. RANK	GAMES	SCHEDULE	OF SCHEDULE	RPI	RPI	RPI	RPI
DIV. I ONLY	<b>13- 13</b>	<b>170</b>	<b>5-5</b>	<b>135</b>	<b>171</b>	<b>157</b>	<b>157</b>	<b>10</b>	<b>10</b>
DIV. I NON-CONF.	<b>7- 4</b>	<b>100</b>	<b>0</b>	<b>216</b>	<b>325</b>	<b>148</b>	<b>148</b>	<b>9</b>	<b>9</b>
TOTALS	RPI 1-25	RPI 26-50	W-L RECORDS	RPI 51-100	RPI 101-150	RPI 150+			
13- 13	0- 1	0- 1	OVERALL	1- 3	1- 5	11- 3			
6- 6	0- 1	0- 1	HOME	1- 0	0- 3	5- 1			
5- 7	0- 0	0- 0	AWAY	0- 3	1- 2	4- 2			
2- 0	0- 0	0- 0	NEUTRAL	0- 0	0- 0	2- 0			
7- 4	0- 0	0- 1	NON-CONFERENCE	0- 1	0- 1	7- 1			
3- 2	0- 0	0- 1	HOME	0- 0	0- 1	3- 0			
2- 2	0- 0	0- 0	AWAY	0- 1	0- 0	2- 1			
2- 0	0- 0	0- 0	NEUTRAL	0- 0	0- 0	2- 0			
6- 9	0- 1	0- 0	CONFERENCE	1- 2	1- 4	4- 2			
3- 4	0- 1	0- 0	HOME	1- 0	0- 2	2- 1			
3- 5	0- 0	0- 0	AWAY	0- 2	1- 2	2- 1			
0- 0	0- 0	0- 0	NEUTRAL	0- 0	0- 0	0- 0			

RPI 1-25				RPI 26-50				RPI 51-100				RPI 101+ Team's RPI: 157			
RPI	S	Opponent	Score	RPI	S	Opponent	Score	RPI	S	Opponent	Score	RPI	S	Opponent	Score
15	H	Central Mich.	72 <b>77</b>	34	H	Michigan	71 <b>80</b>	61	A	Ohio	57 <b>70</b>	102	A	Kent St.	50 <b>68</b>
								61	H	Ohio	79 76	102	H	Kent St.	55 <b>60</b>
								68	A	Ball St.	52 <b>60</b>	124	H	Duquesne	63 <b>88</b>
								91	A	Butler	55 <b>76</b>	142	A	Buffalo	69 63
												146	A	Western Mich.	71 <b>79</b>
												146	H	Western Mich.	51 <b>56</b>
												156	H	N.C. A&T	64 52
												172	A	Eastern Mich.	64 53
												172	H	Eastern Mich.	88 81
												174	A	Toledo	61 <b>65</b>
												181	H	Northern Ill.	65 <b>70</b>
												199	H	Miami (OH)	70 62
												200	A	Cleveland St.	62 <b>66</b>
												236	N	Denver	88 72
												241	N	Morgan St.	52 45
												251	A	Bowling Green	76 73
												259	H	Youngstown St.	91 62
												294	A	St. Bonaventure	63 54
												333	A	Detroit Mercy	81 60
												338	H	Purdue Fort Wayne	64 53
LAST 10 Division I															
				102	A	Kent St.	50 <b>68</b>	68	A	Ball St.	52 <b>60</b>				
				61	H	Ohio	79 76	172	H	Eastern Mich.	88 81				
				142	A	Buffalo	69 63	61	A	Ohio	57 <b>70</b>				
				172	A	Eastern Mich.	64 53	146	A	Western Mich.	71 <b>79</b>				
				102	H	Kent St.	55 <b>60</b>	199	H	Miami (OH)	70 62				

Non-Div I Games:

Akron

■ Loss, 
 ■ Non-Conf, S Site, 
 ■ Home 
 ■ Away 
 N Neutral

## Alabama

Through Games Of Feb. 27, 2020

Average RPI Win:	151	WON-LOST	WINNING	LAST 10	STRENGTH OF	OPP. STRENGTH	TEAM	ADJ.	CONF.	ADJ CONF.
Average RPI Loss:	49	RECORD	PCT. RANK	GAMES	SCHEDULE	OF SCHEDULE	RPI	RPI	RPI	RPI
DIV. I ONLY	17- 11	101	6-4	29	53	52	52	4	4	
DIV. I NON-CONF.	10- 3	57	0	133	166	77	77	5	5	
TOTALS	RPI 1-25	RPI 26-50	W-L RECORDS	RPI 51-100	RPI 101-150	RPI 150+				
17- 11	2- 4	0- 2	OVERALL	2- 4	6- 1	7- 0				
9- 6	0- 3	0- 1	HOME	1- 1	5- 1	3- 0				
7- 4	2- 1	0- 1	AWAY	0- 2	1- 0	4- 0				
1- 1	0- 0	0- 0	NEUTRAL	1- 1	0- 0	0- 0				
10- 3	0- 0	0- 0	NON-CONFERENCE	2- 2	2- 1	6- 0				
6- 2	0- 0	0- 0	HOME	1- 1	2- 1	3- 0				
3- 0	0- 0	0- 0	AWAY	0- 0	0- 0	3- 0				
1- 1	0- 0	0- 0	NEUTRAL	1- 1	0- 0	0- 0				
7- 8	2- 4	0- 2	CONFERENCE	0- 2	4- 0	1- 0				
3- 4	0- 3	0- 1	HOME	0- 0	3- 0	0- 0				
4- 4	2- 1	0- 1	AWAY	0- 2	1- 0	1- 0				
0- 0	0- 0	0- 0	NEUTRAL	0- 0	0- 0	0- 0				

RPI	S	Opponent	Score	RPI	S	Opponent	Score	RPI	S	Opponent	Score	RPI	S	Opponent	Score
2	H	South Carolina	78 93	33	A	LSU	60 71	56	H	Iowa St.	66 75	106	A	Auburn	75 48
12	A	Mississippi St.	66 64	39	H	Arkansas	48 66	59	A	Tennessee	63 65	106	H	Auburn	68 64
18	A	Texas A&M	76 63					69	A	Georgia	75 76	108	H	Bethune-Cookman	60 49
18	H	Texas A&M	74 79					81	N	UNI	87 77	118	H	Vanderbilt	98 61
21	A	Kentucky	62 66					82	N	Southern California	57 60	122	H	North Carolina	83 77
21	H	Kentucky	71 81					95	H	Colgate	72 52	127	H	Florida	69 62
												143	H	Hampton	61 64
												159	A	Tulane	66 56
												204	H	Radford	85 51
												222	A	Clemson	67 54
												237	H	Southeastern La.	87 50
												243	A	South Alabama	74 62
												287	A	Ole Miss	57 56
												329	H	Mercer	111 56
LAST 10 Division I															
18	A	Texas A&M	76 63	21	A	Kentucky	62 66								
12	A	Mississippi St.	66 64	287	A	Ole Miss	57 56								
127	H	Florida	69 62	39	H	Arkansas	48 66								
69	A	Georgia	75 76	118	H	Vanderbilt	98 61								
106	H	Auburn	68 64	18	H	Texas A&M	74 79								

Non-Div I Games:

Alabama

■ Loss, 
 ■ Non-Conf, 
 ■ S Site, 
 ■ H Home 
 ■ A Away 
 N Neutral

Average RPI Win:	310	WON-LOST	WINNING	LAST 10	STRENGTH OF	OPP. STRENGTH	TEAM	ADJ.	CONF.	ADJ CONF.
Average RPI Loss:	184	RECORD	PCT. RANK	GAMES	SCHEDULE	OF SCHEDULE	RPI	RPI	RPI	RPI
DIV. I ONLY	14- 11	143	8-2	348	348	248	248	32	32	
DIV. I NON-CONF.	4- 7	225	0	229	303	215	215	31	31	
TOTALS	RPI 1-25	RPI 26-50	W-L RECORDS	RPI 51-100	RPI 101-150	RPI 150+				
14- 11	0- 0	0- 0	OVERALL	0- 2	0- 2	14- 7				
5- 3	0- 0	0- 0	HOME	0- 0	0- 2	5- 1				
8- 7	0- 0	0- 0	AWAY	0- 2	0- 0	8- 5				
1- 1	0- 0	0- 0	NEUTRAL	0- 0	0- 0	1- 1				
4- 7	0- 0	0- 0	NON-CONFERENCE	0- 2	0- 1	4- 4				
0- 2	0- 0	0- 0	HOME	0- 0	0- 1	0- 1				
4- 4	0- 0	0- 0	AWAY	0- 2	0- 0	4- 2				
0- 1	0- 0	0- 0	NEUTRAL	0- 0	0- 0	0- 1				
10- 4	0- 0	0- 0	CONFERENCE	0- 0	0- 1	10- 3				
5- 1	0- 0	0- 0	HOME	0- 0	0- 1	5- 0				
4- 3	0- 0	0- 0	AWAY	0- 0	0- 0	4- 3				
1- 0	0- 0	0- 0	NEUTRAL	0- 0	0- 0	1- 0				

RPI 1-25				RPI 26-50				RPI 51-100				RPI 101+				Team's RPI: 248
RPI	S	Opponent	Score	RPI	S	Opponent	Score	RPI	S	Opponent	Score	RPI	S	Opponent	Score	
								80	A	Cincinnati	47 62	144	H	North Florida	64 73	
								90	A	Nebraska	46 68	147	H	Texas Southern	58 65	
												152	A	Jackson St.	53 67	
												155	N	North Ala.	65 80	
												178	H	Austin Peay	61 67	
												193	A	Memphis	71 79	
												232	A	San Diego St.	61 53	
												236	A	Denver	86 83	
												245	A	Southern U.	46 55	
												245	H	Southern U.	59 57	
												293	H	Prairie View	54 44	
												299	A	California Baptist	55 60	
												309	A	Georgia St.	67 52	
												327	A	Alabama St.	56 55	
												327	N	Alabama St.	75 48	
												332	A	Alcorn	74 67	
												332	H	Alcorn	64 50	
												335	A	Ark.-Pine Bluff	65 52	
												335	H	Ark.-Pine Bluff	74 55	
												341	A	Florida A&M	77 53	
												346	A	Grambling	59 69	
												351	A	Mississippi Val.	75 45	
												351	H	Mississippi Val.	68 48	
LAST 10 Division I																
				245	H	Southern U.	59 57					293	H	Prairie View	54 44	
				332	H	Alcorn	64 50					147	H	Texas Southern	58 65	
				327	A	Alabama St.	56 55					245	A	Southern U.	46 55	
				351	A	Mississippi Val.	75 45					332	A	Alcorn	74 67	
				335	A	Ark.-Pine Bluff	65 52					327	N	Alabama St.	75 48	

Non-Div I Games:

Alabama A&amp;M

■ Loss, 
 ■ Non-Conf, 
 ■ S Site, 
 ■ H Home 
 ■ A Away 
 N Neutral

Average RPI Win:	328	WON-LOST	WINNING	LAST 10	STRENGTH OF	OPP. STRENGTH	TEAM	ADJ.	CONF.	ADJ CONF.
Average RPI Loss:	195	RECORD	PCT. RANK	GAMES	SCHEDULE	OF SCHEDULE	RPI	RPI	RPI	RPI
DIV. I ONLY	6- 17	303	3-7	336	329	327	327	32	32	
DIV. I NON-CONF.	1- 8	322	0	120	46	296	296	31	31	
TOTALS	RPI 1-25	RPI 26-50	W-L RECORDS	RPI 51-100	RPI 101-150	RPI 150+				
6- 17	0- 2	0- 0	OVERALL	0- 1	0- 2	6- 12				
3- 7	0- 0	0- 0	HOME	0- 0	0- 1	3- 6				
3- 9	0- 2	0- 0	AWAY	0- 1	0- 1	3- 5				
0- 1	0- 0	0- 0	NEUTRAL	0- 0	0- 0	0- 1				
1- 8	0- 2	0- 0	NON-CONFERENCE	0- 1	0- 1	1- 4				
1- 2	0- 0	0- 0	HOME	0- 0	0- 0	1- 2				
0- 6	0- 2	0- 0	AWAY	0- 1	0- 1	0- 2				
0- 0	0- 0	0- 0	NEUTRAL	0- 0	0- 0	0- 0				
5- 9	0- 0	0- 0	CONFERENCE	0- 0	0- 1	5- 8				
2- 5	0- 0	0- 0	HOME	0- 0	0- 1	2- 4				
3- 3	0- 0	0- 0	AWAY	0- 0	0- 0	3- 3				
0- 1	0- 0	0- 0	NEUTRAL	0- 0	0- 0	0- 1				

RPI 1-25				RPI 26-50				RPI 51-100				RPI 101+ Team's RPI: 327			
RPI	S	Opponent	Score	RPI	S	Opponent	Score	RPI	S	Opponent	Score	RPI	S	Opponent	Score
2	A	South Carolina	43 103					72	A	South Fla.	29 80	145	A	Wisconsin	67 85
20	A	DePaul	76 105									147	H	Texas Southern	54 81
												152	A	Jackson St.	62 94
												155	H	North Ala.	60 81
												160	H	Samford	48 83
												222	A	Clemson	43 76
												245	A	Southern U.	47 69
												245	H	Southern U.	51 61
												248	H	Alabama A&M	55 56
												248	N	Alabama A&M	48 75
												252	H	Jacksonville St.	68 63
												287	A	Ole Miss	66 93
												293	H	Prairie View	59 62
												332	A	Alcorn	63 73
												332	H	Alcorn	95 70
												335	A	Ark.-Pine Bluff	68 65
												335	H	Ark.-Pine Bluff	62 73
												346	A	Grambling	73 59
												351	A	Mississippi Val.	66 61
												351	H	Mississippi Val.	77 64
LAST 10 Division I															
332	H	Alcorn	95 70	147	H	Texas Southern	54 81								
245	H	Southern U.	51 61	293	H	Prairie View	59 62								
248	H	Alabama A&M	55 56	332	A	Alcorn	63 73								
335	A	Ark.-Pine Bluff	68 65	245	A	Southern U.	47 69								
351	A	Mississippi Val.	66 61	248	N	Alabama A&M	48 75								

Non-Div I Games: Mobile 76 66 Paine 84 58

Alabama St.

■ Loss, 
 ■ Non-Conf, 
 ■ S Site, 
 ■ Home 
 ■ Away 
 N Neutral

Albany (NY)

Through Games Of Feb. 27, 2020

Average RPI Win:	282	WON-LOST	WINNING	LAST 10	STRENGTH OF	OPP. STRENGTH	TEAM	ADJ.	CONF.	ADJ CONF.
Average RPI Loss:	212	RECORD	PCT. RANK	GAMES	SCHEDULE	OF SCHEDULE	RPI	RPI	RPI	RPI
DIV. I ONLY	8- 19	286	3-7	331	320	321	321	26	26	
DIV. I NON-CONF.	3- 9	279	0	312	318	323	323	27	27	
TOTALS	RPI 1-25	RPI 26-50	W-L RECORDS	RPI 51-100	RPI 101-150	RPI 150+				
8- 19	0- 0	0- 0	OVERALL	0- 3	1- 1	7- 15				
5- 9	0- 0	0- 0	HOME	0- 1	1- 1	4- 7				
3- 10	0- 0	0- 0	AWAY	0- 2	0- 0	3- 8				
0- 0	0- 0	0- 0	NEUTRAL	0- 0	0- 0	0- 0				
3- 9	0- 0	0- 0	NON-CONFERENCE	0- 2	1- 1	2- 6				
1- 5	0- 0	0- 0	HOME	0- 0	1- 1	0- 4				
2- 4	0- 0	0- 0	AWAY	0- 2	0- 0	2- 2				
0- 0	0- 0	0- 0	NEUTRAL	0- 0	0- 0	0- 0				
5- 10	0- 0	0- 0	CONFERENCE	0- 1	0- 0	5- 9				
4- 4	0- 0	0- 0	HOME	0- 1	0- 0	4- 3				
1- 6	0- 0	0- 0	AWAY	0- 0	0- 0	1- 6				
0- 0	0- 0	0- 0	NEUTRAL	0- 0	0- 0	0- 0				

RPI S	Opponent	Score	RPI S	Opponent	Score	RPI S	Opponent	Score	RPI S	Opponent	Score
						58	A Marist	52 76	128	H Columbia	82 78
						79	H Stony Brook	53 73	130	H Boston U.	58 60
						98	A Syracuse	53 75	167	A Binghamton	42 58
									167	H Binghamton	56 53
									168	H Lafayette	47 54
									173	A Maine	49 60
									173	H Maine	44 65
									188	H Cornell	51 71
									227	A UMass Lowell	51 53
									227	H UMass Lowell	75 78
									274	A New Hampshire	53 56
									274	H New Hampshire	47 48
									284	A Siena	46 52
									286	A UMBC	44 54
									286	H UMBC	56 51
									296	H Monmouth	41 53
									297	A Vermont	36 52
									297	H Vermont	58 49
									314	H St. Francis Brooklyn	41 49
									324	A Bryant	55 68
									339	A Canisius	70 53
									345	A Hartford	68 63
									345	H Hartford	63 40
									349	A Central Conn. St.	73 63
LAST 10 Division I											
			227	H UMass Lowell	75 78		167	A Binghamton	42 58		
			274	A New Hampshire	53 56		297	A Vermont	36 52		
			286	A UMBC	44 54		286	H UMBC	56 51		
			173	H Maine	44 65		345	A Hartford	68 63		
			345	H Hartford	63 40		227	A UMass Lowell	51 53		

Non-Div I Games: FDU-Florham 81 21

Albany (NY)

Loss, Non-Conf, S Site, H Home A Away N Neutral



Average RPI Win: <b>335</b>	WON-LOST	WINNING	LAST 10	STRENGTH OF	OPP. STRENGTH	TEAM	ADJ.	CONF.	ADJ CONF.
Average RPI Loss: <b>220</b>	RECORD	PCT. RANK	GAMES	SCHEDULE	OF SCHEDULE	RPI	RPI	RPI	RPI
DIV. I ONLY	9- 16	260	4-6	351	346	332	332	32	32
DIV. I NON-CONF.	2- 8	295	0	339	258	335	335	31	31
TOTALS	RPI 1-25	RPI 26-50	W-L RECORDS	RPI 51-100	RPI 101-150	RPI 150+			
9- 16	0- 0	0- 0	OVERALL	0- 1	0- 2	9- 13			
5- 3	0- 0	0- 0	HOME	0- 0	0- 1	5- 2			
4- 11	0- 0	0- 0	AWAY	0- 1	0- 1	4- 9			
0- 2	0- 0	0- 0	NEUTRAL	0- 0	0- 0	0- 2			
2- 8	0- 0	0- 0	NON-CONFERENCE	0- 1	0- 1	2- 6			
1- 1	0- 0	0- 0	HOME	0- 0	0- 1	1- 0			
1- 5	0- 0	0- 0	AWAY	0- 1	0- 0	1- 4			
0- 2	0- 0	0- 0	NEUTRAL	0- 0	0- 0	0- 2			
7- 8	0- 0	0- 0	CONFERENCE	0- 0	0- 1	7- 7			
4- 2	0- 0	0- 0	HOME	0- 0	0- 0	4- 2			
3- 6	0- 0	0- 0	AWAY	0- 0	0- 1	3- 5			
0- 0	0- 0	0- 0	NEUTRAL	0- 0	0- 0	0- 0			

RPI S	Opponent	Score	RPI S	Opponent	Score	RPI S	Opponent	Score	RPI S	Opponent	Score	Team's RPI: 332
						99 A	SFA	62 67	119 H	UAB	65 86	
									147 A	Texas Southern	70 105	
									152 A	Jackson St.	66 76	
									152 H	Jackson St.	67 83	
									193 A	Memphis	51 57	
									221 A	UTEP	47 92	
									222 N	Clemson	46 77	
									245 A	Southern U.	57 74	
									248 A	Alabama A&M	50 64	
									248 H	Alabama A&M	67 74	
									255 A	Texas St.	59 67	
									260 A	North Texas	31 67	
									287 N	Ole Miss	55 73	
									293 A	Prairie View	68 63	
									327 A	Alabama St.	70 95	
									327 H	Alabama St.	73 63	
									335 A	Ark.-Pine Bluff	77 75	
									335 H	Ark.-Pine Bluff	57 54	
									336 A	Tennessee St.	62 57	
									341 H	Florida A&M	58 42	
									346 A	Grambling	59 70	
									346 H	Grambling	80 54	
									351 A	Mississippi Val.	81 67	
									351 H	Mississippi Val.	63 60	
LAST 10 Division I												
			327 A	Alabama St.	70 95		152 A	Jackson St.	66 76			
			248 A	Alabama A&M	50 64		245 A	Southern U.	57 74			
			335 H	Ark.-Pine Bluff	57 54		327 H	Alabama St.	73 63			
			351 H	Mississippi Val.	63 60		248 H	Alabama A&M	67 74			
			346 A	Grambling	59 70		335 A	Ark.-Pine Bluff	77 75			

Non-Div I Games: Tougaloo 85 61 Louisiana Col. 86 50

Alcorn

Loss, Non-Conf, S Site, H Home A Away N Neutral

Average RPI Win: <b>192</b>	WON-LOST	WINNING	LAST 10	STRENGTH OF	OPP. STRENGTH	TEAM	ADJ.	CONF.	ADJ CONF.
Average RPI Loss: <b>141</b>	RECORD	PCT. RANK	GAMES	SCHEDULE	OF SCHEDULE	RPI	RPI	RPI	RPI
DIV. I ONLY	<b>11- 15</b>	<b>217</b>	<b>5-5</b>	<b>144</b>	<b>151</b>	<b>189</b>	<b>189</b>	<b>15</b>	<b>15</b>
DIV. I NON-CONF.	<b>4- 6</b>	<b>212</b>	<b>0</b>	<b>174</b>	<b>100</b>	<b>206</b>	<b>206</b>	<b>15</b>	<b>15</b>
TOTALS	RPI 1-25	RPI 26-50	W-L RECORDS	RPI 51-100	RPI 101-150	RPI 150+			
11- 15	0- 0	0- 2	OVERALL	2- 3	3- 4	6- 6			
7- 4	0- 0	0- 1	HOME	2- 1	2- 1	3- 1			
4- 10	0- 0	0- 1	AWAY	0- 2	1- 2	3- 5			
0- 1	0- 0	0- 0	NEUTRAL	0- 0	0- 1	0- 0			
4- 6	0- 0	0- 0	NON-CONFERENCE	1- 2	1- 1	2- 3			
3- 1	0- 0	0- 0	HOME	1- 1	1- 0	1- 0			
1- 4	0- 0	0- 0	AWAY	0- 1	0- 0	1- 3			
0- 1	0- 0	0- 0	NEUTRAL	0- 0	0- 1	0- 0			
7- 9	0- 0	0- 2	CONFERENCE	1- 1	2- 3	4- 3			
4- 3	0- 0	0- 1	HOME	1- 0	1- 1	2- 1			
3- 6	0- 0	0- 1	AWAY	0- 1	1- 2	2- 2			
0- 0	0- 0	0- 0	NEUTRAL	0- 0	0- 0	0- 0			

RPI S	Opponent	Score	RPI S	Opponent	Score	RPI S	Opponent	Score	RPI S	Opponent	Score	Team's RPI: 189
50	A Bucknell	43 <b>68</b>	50	H Bucknell	57 <b>60</b>	61	A Ohio	69 <b>81</b>	130	A Boston U.	44 <b>59</b>	
						76	H Villanova	76 54	130	H Boston U.	55 54	
						84	H Minnesota	53 <b>70</b>	131	A Holy Cross	59 <b>72</b>	
						95	A Colgate	62 <b>63</b>	134	A Lehigh	64 56	
						95	H Colgate	63 61	134	H Lehigh	63 <b>64</b>	
									137	H George Washington	66 53	
									142	N Buffalo	55 <b>73</b>	
									168	A Lafayette	48 <b>55</b>	
									168	H Lafayette	52 <b>67</b>	
									175	H High Point	56 48	
									177	A Towson	60 <b>63</b>	
									204	A Radford	59 55	
									234	A George Mason	55 <b>73</b>	
									235	A Saint Joseph's	51 <b>72</b>	
									261	A Loyola Maryland	47 <b>56</b>	
									261	H Loyola Maryland	63 44	
									295	A Army West Point	67 62	
									295	H Army West Point	73 57	
									315	A Navy	48 40	
LAST 10 Division I												
168	A Lafayette	48 <b>55</b>	295	A Army West Point	67 62							
130	H Boston U.	55 54	168	H Lafayette	52 <b>67</b>							
315	A Navy	48 40	134	A Lehigh	64 56							
50	H Bucknell	57 <b>60</b>	95	A Colgate	62 <b>63</b>							
261	A Loyola Maryland	47 <b>56</b>	261	H Loyola Maryland	63 44							

Non-Div I Games:

American

■ Loss, 
 ■ Non-Conf, 
 ■ S Site, 
 ■ H Home 
 ■ A Away 
 N Neutral

## Appalachian St.

Through Games Of Feb. 27, 2020

Average RPI Win:	290	WON-LOST	WINNING	LAST 10	STRENGTH OF	OPP. STRENGTH	TEAM	ADJ.	CONF.	ADJ CONF.
Average RPI Loss:	147	RECORD	PCT. RANK	GAMES	SCHEDULE	OF SCHEDULE	RPI	RPI	RPI	RPI
DIV. I ONLY	9- 18	275	5-5	140	244	239	239	21	21	
DIV. I NON-CONF.	3- 8	268	0	112	271	231	231	20	20	
TOTALS	RPI 1-25	RPI 26-50	W-L RECORDS	RPI 51-100	RPI 101-150	RPI 150+				
9- 18	0- 1	0- 3	OVERALL	0- 1	0- 5	9- 8				
5- 6	0- 0	0- 1	HOME	0- 1	0- 1	5- 3				
3- 11	0- 1	0- 2	AWAY	0- 0	0- 3	3- 5				
1- 1	0- 0	0- 0	NEUTRAL	0- 0	0- 1	1- 0				
3- 8	0- 1	0- 1	NON-CONFERENCE	0- 0	0- 3	3- 3				
1- 2	0- 0	0- 0	HOME	0- 0	0- 0	1- 2				
1- 5	0- 1	0- 1	AWAY	0- 0	0- 2	1- 1				
1- 1	0- 0	0- 0	NEUTRAL	0- 0	0- 1	1- 0				
6- 10	0- 0	0- 2	CONFERENCE	0- 1	0- 2	6- 5				
4- 4	0- 0	0- 1	HOME	0- 1	0- 1	4- 1				
2- 6	0- 0	0- 1	AWAY	0- 0	0- 1	2- 4				
0- 0	0- 0	0- 0	NEUTRAL	0- 0	0- 0	0- 0				

RPI 1-25				RPI 26-50				RPI 51-100				RPI 101+ Team's RPI: 239			
RPI	S	Opponent	Score	RPI	S	Opponent	Score	RPI	S	Opponent	Score	RPI	S	Opponent	Score
2	A	South Carolina	50 92	34	A	Michigan	35 62	93	H	Coastal Caro.	53 80	105	A	VCU	38 66
				47	A	Troy	55 84					107	A	UT Arlington	44 63
				47	H	Troy	61 81					107	H	UT Arlington	60 82
												108	N	Bethune-Cookman	44 61
												141	A	UNC Greensboro	47 54
												182	A	Elon	66 67
												183	H	Gardner-Webb	56 67
												195	A	Little Rock	63 68
												197	H	Louisiana	51 57
												243	A	South Alabama	66 81
												243	H	South Alabama	71 59
												255	A	Texas St.	59 47
												255	H	Texas St.	73 65
												257	A	Arkansas St.	58 76
												269	A	Wofford	54 51
												289	H	ETSU	61 67
												300	A	Ga. Southern	70 78
												300	H	Ga. Southern	83 75
												309	A	Georgia St.	64 59
												309	H	Georgia St.	65 37
												329	H	Mercer	77 68
												339	N	Canisius	74 57
LAST 10 Division I															
				197	H	Louisiana	51 57	255	A	Texas St.	59 47				
				300	A	Ga. Southern	70 78	107	A	UT Arlington	44 63				
				309	A	Georgia St.	64 59	300	H	Ga. Southern	83 75				
				47	H	Troy	61 81	309	H	Georgia St.	65 37				
				243	H	South Alabama	71 59	195	A	Little Rock	63 68				

Non-Div I Games:

Appalachian St.

■ Loss, 
 ■ Non-Conf, S Site, 
 ■ Home 
 ■ Away 
 N Neutral

# Arizona

Through Games Of Feb. 27, 2020

Average RPI Win:	159	WON-LOST	WINNING	LAST 10	STRENGTH OF	OPP. STRENGTH	TEAM	ADJ.	CONF.	ADJ CONF.
Average RPI Loss:	21	RECORD	PCT. RANK	GAMES	SCHEDULE	OF SCHEDULE	RPI	RPI	RPI	RPI
DIV. I ONLY	22- 5	27	8-2	74	45	22	22	1	1	
DIV. I NON-CONF.	11- 0	1	0	329	304	82	82	1	1	
TOTALS	RPI 1-25	RPI 26-50	W-L RECORDS	RPI 51-100	RPI 101-150	RPI 150+				
22- 5	2- 4	3- 0	OVERALL	2- 1	5- 0	10- 0				
12- 2	1- 2	1- 0	HOME	1- 0	2- 0	7- 0				
10- 3	1- 2	2- 0	AWAY	1- 1	3- 0	3- 0				
0- 0	0- 0	0- 0	NEUTRAL	0- 0	0- 0	0- 0				
11- 0	0- 0	1- 0	NON-CONFERENCE	0- 0	0- 0	10- 0				
7- 0	0- 0	0- 0	HOME	0- 0	0- 0	7- 0				
4- 0	0- 0	1- 0	AWAY	0- 0	0- 0	3- 0				
0- 0	0- 0	0- 0	NEUTRAL	0- 0	0- 0	0- 0				
11- 5	2- 4	2- 0	CONFERENCE	2- 1	5- 0	0- 0				
5- 2	1- 2	1- 0	HOME	1- 0	2- 0	0- 0				
6- 3	1- 2	1- 0	AWAY	1- 1	3- 0	0- 0				
0- 0	0- 0	0- 0	NEUTRAL	0- 0	0- 0	0- 0				

RPI S Opponent	Score	RPI S Opponent	Score	RPI S Opponent	Score	RPI S Opponent	Score
1 A Oregon	52 85	27 A Arizona St.	58 53	77 A Colorado	38 50	109 A Washington St.	74 67
1 H Oregon	64 71	27 H Arizona St.	59 53	82 A Southern California	65 57	109 H Washington St.	72 57
11 A UCLA	58 70	44 A Texas	83 58	82 H Southern California	73 57	110 A Utah	85 69
11 H UCLA	92 66					126 A Washington	66 58
16 A Oregon St.	65 58					126 H Washington	64 53
16 H Oregon St.	61 63					154 A Montana	77 42
						190 H Santa Clara	65 52
						221 A UTEP	54 43
						230 H North Dakota	74 42
						266 H UC Santa Barbara	61 42
						293 H Prairie View	83 48
						296 H Monmouth	86 34
						305 H UC Riverside	70 27
						336 H Tennessee St.	77 42
						348 A Chicago St.	82 50
LAST 10 Division I							
77 A Colorado	38 50	1 A Oregon	52 85				
110 A Utah	85 69	82 H Southern California	73 57				
109 H Washington St.	72 57	11 H UCLA	92 66				
126 H Washington	64 53	27 H Arizona St.	59 53				
16 A Oregon St.	65 58	126 A Washington	66 58				

Non-Div I Games:

Arizona

Loss, Non-Conf, S Site, H Home A Away N Neutral

Average RPI Win:	140	WON-LOST	WINNING	LAST 10	STRENGTH OF	OPP. STRENGTH	TEAM	ADJ.	CONF.	ADJ CONF.
Average RPI Loss:	35	RECORD	PCT. RANK	GAMES	SCHEDULE	OF SCHEDULE	RPI	RPI	RPI	RPI
DIV. I ONLY	19- 9	67	5-5	27	17	27	27	1	1	
DIV. I NON-CONF.	10- 2	29	0	191	108	57	57	1	1	
TOTALS	RPI 1-25	RPI 26-50	W-L RECORDS	RPI 51-100	RPI 101-150	RPI 150+				
19- 9	2- 6	1- 1	OVERALL	5- 1	4- 1	7- 0				
12- 2	2- 2	1- 0	HOME	2- 0	2- 0	5- 0				
5- 6	0- 4	0- 0	AWAY	2- 1	2- 1	1- 0				
2- 1	0- 0	0- 1	NEUTRAL	1- 0	0- 0	1- 0				
10- 2	0- 0	1- 1	NON-CONFERENCE	2- 1	0- 0	7- 0				
7- 0	0- 0	1- 0	HOME	1- 0	0- 0	5- 0				
1- 1	0- 0	0- 0	AWAY	0- 1	0- 0	1- 0				
2- 1	0- 0	0- 1	NEUTRAL	1- 0	0- 0	1- 0				
9- 7	2- 6	0- 0	CONFERENCE	3- 0	4- 1	0- 0				
5- 2	2- 2	0- 0	HOME	1- 0	2- 0	0- 0				
4- 5	0- 4	0- 0	AWAY	2- 0	2- 1	0- 0				
0- 0	0- 0	0- 0	NEUTRAL	0- 0	0- 0	0- 0				

RPI 1-25				RPI 26-50				Team's RPI: 27				RPI 51-100				RPI 101+			
RPI	S	Opponent	Score	RPI	S	Opponent	Score	RPI	S	Opponent	Score	RPI	S	Opponent	Score	RPI	S	Opponent	Score
1	A	Oregon	48 79	40	N	Purdue	52 59	57	N	Middle Tenn.	61 60	109	A	Washington St.	65 56				
1	H	Oregon	72 66	43	H	Creighton	70 55	74	H	BYU	60 52	109	H	Washington St.	62 59				
11	A	UCLA	66 68					77	A	Colorado	65 59	110	A	Utah	71 75				
11	H	UCLA	61 70					82	A	Southern California	63 54	126	A	Washington	67 50				
16	A	Oregon St.	62 64					82	H	Southern California	76 75	126	H	Washington	72 68				
16	H	Oregon St.	55 47					84	A	Minnesota	66 80	162	H	Idaho St.	74 69				
22	A	Arizona	53 59									173	N	Maine	57 31				
22	H	Arizona	53 58									219	H	New Mexico	84 47				
												277	H	Air Force	87 56				
												295	H	Army West Point	83 51				
												311	H	Cal Poly	66 41				
												316	A	New Mexico St.	70 47				
LAST 10 Division I																			
110	A	Utah	71 75	16	A	Oregon St.	62 64												
77	A	Colorado	65 59	11	H	UCLA	61 70												
126	H	Washington	72 68	82	H	Southern California	76 75												
109	H	Washington St.	62 59	22	A	Arizona	53 59												
1	A	Oregon	48 79	109	A	Washington St.	65 56												

Non-Div I Games:

Arizona St.

■ Loss, 
 ■ Non-Conf, 
 ■ S Site, 
 ■ Home 
 ■ A Away 
 N Neutral

Average RPI Win:	329	WON-LOST	WINNING	LAST 10	STRENGTH OF	OPP. STRENGTH	TEAM	ADJ.	CONF.	ADJ CONF.
Average RPI Loss:	201	RECORD	PCT. RANK	GAMES	SCHEDULE	OF SCHEDULE	RPI	RPI	RPI	RPI
DIV. I ONLY	4- 20	323	2-8	305	339	335	335	32	32	
DIV. I NON-CONF.	0- 9	338	0	138	111	322	322	31	31	
TOTALS	RPI 1-25	RPI 26-50	W-L RECORDS	RPI 51-100	RPI 101-150	RPI 150+				
4- 20	0- 0	0- 0	OVERALL	0- 3	0- 4	4- 13				
2- 6	0- 0	0- 0	HOME	0- 0	0- 1	2- 5				
2- 14	0- 0	0- 0	AWAY	0- 3	0- 3	2- 8				
0- 0	0- 0	0- 0	NEUTRAL	0- 0	0- 0	0- 0				
0- 9	0- 0	0- 0	NON-CONFERENCE	0- 3	0- 2	0- 4				
0- 0	0- 0	0- 0	HOME	0- 0	0- 0	0- 0				
0- 9	0- 0	0- 0	AWAY	0- 3	0- 2	0- 4				
0- 0	0- 0	0- 0	NEUTRAL	0- 0	0- 0	0- 0				
4- 11	0- 0	0- 0	CONFERENCE	0- 0	0- 2	4- 9				
2- 6	0- 0	0- 0	HOME	0- 0	0- 1	2- 5				
2- 5	0- 0	0- 0	AWAY	0- 0	0- 1	2- 4				
0- 0	0- 0	0- 0	NEUTRAL	0- 0	0- 0	0- 0				

RPI 1-25			RPI 26-50			RPI 51-100			RPI 101+ Team's RPI: 335		
RPI	S	Opponent	Score	RPI	S	Opponent	Score	RPI	S	Opponent	Score
								56	A	Iowa St.	40 90
								59	A	Tennessee	51 92
								93	A	Coastal Caro.	69 76
								109	A	Washington St.	56 85
								138	A	Texas Tech	55 81
								147	A	Texas Southern	77 78
								147	H	Texas Southern	46 77
								152	H	Jackson St.	44 56
								166	A	Wichita St.	50 100
								201	A	Illinois	50 65
								229	A	Milwaukee	55 69
								245	A	Southern U.	61 85
								245	H	Southern U.	43 70
								248	A	Alabama A&M	55 74
								248	H	Alabama A&M	52 65
								257	A	Arkansas St.	60 81
								293	A	Prairie View	51 61
								293	H	Prairie View	69 54
								327	A	Alabama St.	73 62
								327	H	Alabama St.	65 68
								332	A	Alcorn	54 57
								332	H	Alcorn	75 77
								346	H	Grambling	84 79
								351	A	Mississippi Val.	80 77
LAST 10 Division I											
								147	H	Texas Southern	46 77
								248	H	Alabama A&M	52 65
								293	H	Prairie View	69 54
								152	H	Jackson St.	44 56
								346	H	Grambling	84 79
								332	A	Alcorn	54 57
								245	A	Southern U.	61 85
								147	A	Texas Southern	77 78
								293	A	Prairie View	51 61
								327	H	Alabama St.	65 68

Non-Div I Games: Philander Smith 66 54

Ark.-Pine Bluff

■ Loss, 
 ■ Non-Conf, 
 ■ S Site, 
 ■ Home 
 ■ A Away 
 N Neutral

## Arkansas

Through Games Of Feb. 27, 2020

Average RPI Win:	148	WON-LOST	WINNING	LAST 10	STRENGTH OF	OPP. STRENGTH	TEAM	ADJ.	CONF.	ADJ CONF.
Average RPI Loss:	52	RECORD	PCT. RANK	GAMES	SCHEDULE	OF SCHEDULE	RPI	RPI	RPI	RPI
DIV. I ONLY	21- 7	42	6-4	70	40	39	39	4	4	
DIV. I NON-CONF.	12- 1	10	0	187	120	37	37	5	5	
TOTALS	RPI 1-25	RPI 26-50	W-L RECORDS	RPI 51-100	RPI 101-150	RPI 150+				
21- 7	1- 4	0- 0	OVERALL	7- 1	4- 2	9- 0				
14- 3	1- 2	0- 0	HOME	5- 1	1- 0	7- 0				
5- 4	0- 2	0- 0	AWAY	1- 0	2- 2	2- 0				
2- 0	0- 0	0- 0	NEUTRAL	1- 0	1- 0	0- 0				
12- 1	0- 0	0- 0	NON-CONFERENCE	5- 0	1- 1	6- 0				
10- 0	0- 0	0- 0	HOME	4- 0	0- 0	6- 0				
0- 1	0- 0	0- 0	AWAY	0- 0	0- 1	0- 0				
2- 0	0- 0	0- 0	NEUTRAL	1- 0	1- 0	0- 0				
9- 6	1- 4	0- 0	CONFERENCE	2- 1	3- 1	3- 0				
4- 3	1- 2	0- 0	HOME	1- 1	1- 0	1- 0				
5- 3	0- 2	0- 0	AWAY	1- 0	2- 1	2- 0				
0- 0	0- 0	0- 0	NEUTRAL	0- 0	0- 0	0- 0				

RPI 1-25				RPI 26-50		Team's RPI: 39		RPI 51-100				RPI 101+			
RPI	S	Opponent	Score	RPI	S	Opponent	Score	RPI	S	Opponent	Score	RPI	S	Opponent	Score
2	A	South Carolina	82 91					51	H	Belmont	91 60	106	A	Auburn	86 70
2	H	South Carolina	65 86					52	A	Alabama	66 48	118	A	Vanderbilt	100 66
12	A	Mississippi St.	83 92					55	H	UT Martin	96 46	127	A	Florida	80 83
18	H	Texas A&M	77 84					59	H	Tennessee	83 75	127	H	Florida	79 57
21	H	Kentucky	103 85					69	H	Georgia	55 64	135	A	California	80 84
								79	H	Stony Brook	88 58	145	N	Wisconsin	68 64
								88	N	Fordham	71 59	158	H	New Orleans	82 52
								92	H	Kansas St.	81 72	161	A	Missouri	85 81
												161	H	Missouri	90 73
												195	H	Little Rock	86 53
												211	H	Oral Roberts	96 64
												267	H	Tulsa	91 41
												287	A	Ole Miss	108 64
												334	H	Northwestern St.	99 39
												343	H	McNeese	101 58
LAST 10 Division I															
12	A	Mississippi St.	83 92	2	H	South Carolina	65 86								
127	A	Florida	80 83	161	A	Missouri	85 81								
59	H	Tennessee	83 75	52	A	Alabama	66 48								
287	A	Ole Miss	108 64	127	H	Florida	79 57								
21	H	Kentucky	103 85	69	H	Georgia	55 64								

Non-Div I Games:

Arkansas

■ Loss, 
 ■ Non-Conf, 
 ■ S Site, 
 ■ H Home 
 ■ A Away 
 N Neutral

Average RPI Win: <b>264</b>	WON-LOST	WINNING	LAST 10	STRENGTH OF	OPP. STRENGTH	TEAM	ADJ.	CONF.	ADJ CONF.
Average RPI Loss: <b>177</b>	RECORD	PCT. RANK	GAMES	SCHEDULE	OF SCHEDULE	RPI	RPI	RPI	RPI
DIV. I ONLY	8- 17	282	2-8	191	268	257	257	21	21
DIV. I NON-CONF.	2- 8	295	0	99	297	251	251	20	20
TOTALS	RPI 1-25	RPI 26-50	W-L RECORDS	RPI 51-100	RPI 101-150	RPI 150+			
8- 17	0- 2	0- 1	OVERALL	1- 0	0- 3	7- 11			
5- 3	0- 0	0- 0	HOME	1- 0	0- 2	4- 1			
3- 13	0- 2	0- 1	AWAY	0- 0	0- 1	3- 9			
0- 1	0- 0	0- 0	NEUTRAL	0- 0	0- 0	0- 1			
2- 8	0- 2	0- 0	NON-CONFERENCE	0- 0	0- 1	2- 5			
1- 1	0- 0	0- 0	HOME	0- 0	0- 1	1- 0			
1- 6	0- 2	0- 0	AWAY	0- 0	0- 0	1- 4			
0- 1	0- 0	0- 0	NEUTRAL	0- 0	0- 0	0- 1			
6- 9	0- 0	0- 1	CONFERENCE	1- 0	0- 2	5- 6			
4- 2	0- 0	0- 0	HOME	1- 0	0- 1	3- 1			
2- 7	0- 0	0- 1	AWAY	0- 0	0- 1	2- 5			
0- 0	0- 0	0- 0	NEUTRAL	0- 0	0- 0	0- 0			

RPI 1-25				RPI 26-50				RPI 51-100				RPI 101+ Team's RPI: 257			
RPI	S	Opponent	Score	RPI	S	Opponent	Score	RPI	S	Opponent	Score	RPI	S	Opponent	Score
4	A	Baylor	43 <b>111</b>	47	A	Troy	64 <b>79</b>	93	H	Coastal Caro.	63 61	107	A	UT Arlington	44 <b>71</b>
20	A	DePaul	64 <b>109</b>									107	H	UT Arlington	62 <b>89</b>
												111	H	Southeast Mo. St.	67 <b>79</b>
												156	N	N.C. A&T	50 <b>55</b>
												193	A	Memphis	50 <b>78</b>
												195	A	Little Rock	58 <b>67</b>
												197	A	Louisiana	43 <b>83</b>
												226	A	Murray St.	62 <b>77</b>
												232	A	San Diego St.	71 62
												239	H	Appalachian St.	76 58
												243	A	South Alabama	71 <b>87</b>
												255	A	Texas St.	56 53
												255	H	Texas St.	69 <b>83</b>
												265	A	Louisiana Tech	54 <b>67</b>
												267	A	Tulsa	77 <b>79</b>
												300	A	Ga. Southern	67 <b>80</b>
												300	H	Ga. Southern	69 62
												309	A	Georgia St.	56 <b>67</b>
												309	H	Georgia St.	70 68
												335	H	Ark.-Pine Bluff	81 60
												347	A	La.-Monroe	54 53
LAST 10 Division I															
				47	A	Troy	64 <b>79</b>	309	A	Georgia St.	56 <b>67</b>				
				243	A	South Alabama	71 <b>87</b>	347	A	La.-Monroe	54 53				
				255	H	Texas St.	69 <b>83</b>	93	H	Coastal Caro.	63 61				
				107	H	UT Arlington	62 <b>89</b>	197	A	Louisiana	43 <b>83</b>				
				300	A	Ga. Southern	67 <b>80</b>	195	A	Little Rock	58 <b>67</b>				

Non-Div I Games: Central Baptist 88 63

Arkansas St.

■ Loss, 
 ■ Non-Conf, 
 ■ S Site, 
 ■ Home 
 ■ A Away 
 N Neutral



Army West Point

Through Games Of Feb. 27, 2020

Average RPI Win: <b>279</b>	WON-LOST	WINNING	LAST 10	STRENGTH OF	OPP. STRENGTH	TEAM	ADJ.	CONF.	ADJ CONF.
Average RPI Loss: <b>144</b>	RECORD	PCT. RANK	GAMES	SCHEDULE	OF SCHEDULE	RPI	RPI	RPI	RPI
DIV. I ONLY	7- 20	305	2-8	189	192	295	295	15	15
DIV. I NON-CONF.	4- 7	225	0	201	280	241	241	15	15
TOTALS	RPI 1-25	RPI 26-50	W-L RECORDS	RPI 51-100	RPI 101-150	RPI 150+			
7- 20	0- 1	0- 3	OVERALL	0- 2	1- 6	6- 8			
5- 8	0- 1	0- 1	HOME	0- 0	1- 4	4- 2			
2- 12	0- 0	0- 2	AWAY	0- 2	0- 2	2- 6			
0- 0	0- 0	0- 0	NEUTRAL	0- 0	0- 0	0- 0			
4- 7	0- 1	0- 1	NON-CONFERENCE	0- 1	0- 2	4- 2			
2- 3	0- 1	0- 0	HOME	0- 0	0- 2	2- 0			
2- 4	0- 0	0- 1	AWAY	0- 1	0- 0	2- 2			
0- 0	0- 0	0- 0	NEUTRAL	0- 0	0- 0	0- 0			
3- 13	0- 0	0- 2	CONFERENCE	0- 1	1- 4	2- 6			
3- 5	0- 0	0- 1	HOME	0- 0	1- 2	2- 2			
0- 8	0- 0	0- 1	AWAY	0- 1	0- 2	0- 4			
0- 0	0- 0	0- 0	NEUTRAL	0- 0	0- 0	0- 0			

RPI 1-25				RPI 26-50				RPI 51-100				RPI 101+ Team's RPI: 295			
RPI	S	Opponent	Score	RPI	S	Opponent	Score	RPI	S	Opponent	Score	RPI	S	Opponent	Score
19	H	TCU	52 <b>66</b>	27	A	Arizona St.	51 <b>83</b>	62	A	St. John's (NY)	60 <b>96</b>	114	H	William & Mary	65 <b>77</b>
				50	A	Bucknell	46 <b>77</b>	95	A	Colgate	93 <b>100</b>	128	H	Columbia	62 <b>71</b>
				50	H	Bucknell	52 <b>63</b>					130	H	Boston U.	66 <b>72</b>
												131	A	Holy Cross	61 <b>64</b>
												131	H	Holy Cross	61 48
												134	A	Lehigh	72 <b>89</b>
												134	H	Lehigh	65 <b>94</b>
												168	A	Lafayette	58 <b>67</b>
												168	H	Lafayette	52 <b>57</b>
												189	A	American	57 <b>73</b>
												189	H	American	62 <b>67</b>
												206	A	Manhattan	56 <b>86</b>
												261	A	Loyola Maryland	59 <b>68</b>
												261	H	Loyola Maryland	75 55
												277	A	Air Force	68 66
												314	A	St. Francis Brooklyn	64 <b>70</b>
												315	A	Navy	45 <b>57</b>
												315	H	Navy	62 52
												317	A	Fairleigh Dickinson	70 68
												324	H	Bryant	81 75
												330	H	LIU Brooklyn	67 60
LAST 10 Division I															
				131	A	Holy Cross	61 <b>64</b>					189	H	American	62 <b>67</b>
				315	H	Navy	62 52					134	H	Lehigh	65 <b>94</b>
				261	H	Loyola Maryland	75 55					50	A	Bucknell	46 <b>77</b>
				134	A	Lehigh	72 <b>89</b>					315	A	Navy	45 <b>57</b>
				168	A	Lafayette	58 <b>67</b>					168	H	Lafayette	52 <b>57</b>

Non-Div I Games:

Army West Point

Loss, Non-Conf, S Site, H Home A Away N Neutral

Average RPI Win:	176	WON-LOST	WINNING	LAST 10	STRENGTH OF	OPP. STRENGTH	TEAM	ADJ.	CONF.	ADJ CONF.
Average RPI Loss:	48	RECORD	PCT. RANK	GAMES	SCHEDULE	OF SCHEDULE	RPI	RPI	RPI	RPI
DIV. I ONLY	10- 16	244	4-6	11	37	106	106	4	4	
DIV. I NON-CONF.	6- 5	151	0	21	142	69	69	5	5	
TOTALS	RPI 1-25	RPI 26-50	W-L RECORDS	RPI 51-100	RPI 101-150	RPI 150+				
10- 16	0- 7	1- 2	OVERALL	1- 4	2- 3	6- 0				
7- 5	0- 2	1- 1	HOME	0- 1	2- 1	4- 0				
2- 9	0- 5	0- 0	AWAY	0- 2	0- 2	2- 0				
1- 2	0- 0	0- 1	NEUTRAL	1- 1	0- 0	0- 0				
6- 5	0- 2	0- 1	NON-CONFERENCE	1- 1	1- 1	4- 0				
4- 1	0- 1	0- 0	HOME	0- 0	1- 0	3- 0				
1- 2	0- 1	0- 0	AWAY	0- 0	0- 1	1- 0				
1- 2	0- 0	0- 1	NEUTRAL	1- 1	0- 0	0- 0				
4- 11	0- 5	1- 1	CONFERENCE	0- 3	1- 2	2- 0				
3- 4	0- 1	1- 1	HOME	0- 1	1- 1	1- 0				
1- 7	0- 4	0- 0	AWAY	0- 2	0- 1	1- 0				
0- 0	0- 0	0- 0	NEUTRAL	0- 0	0- 0	0- 0				

RPI	S	Opponent	Score	RPI	S	Opponent	Score	RPI	S	Opponent	Score	RPI	S	Opponent	Score	Team's RPI: 106
2	A	South Carolina	53 79	29	N	Drake	82 83	52	A	Alabama	64 68	108	H	Bethune-Cookman	74 56	
12	A	Mississippi St.	73 78	33	H	LSU	65 60	52	H	Alabama	48 75	118	A	Vanderbilt	55 77	
12	H	Mississippi St.	85 92	39	H	Arkansas	70 86	54	N	Dayton	76 74	118	H	Vanderbilt	70 62	
18	A	Texas A&M	54 84					57	N	Middle Tenn.	50 73	119	A	UAB	75 80	
19	A	TCU	65 80					69	A	Georgia	50 61	127	H	Florida	63 83	
21	A	Kentucky	61 68									161	A	Missouri	95 82	
25	H	Old Dominion	77 89									235	H	Saint Joseph's	66 62	
												243	A	South Alabama	82 62	
												252	H	Jacksonville St.	62 53	
												269	H	Wofford	84 82	
												287	H	Ole Miss	59 43	
LAST 10 Division I																
161	A	Missouri	95 82	52	A	Alabama	64 68									
18	A	Texas A&M	54 84	118	H	Vanderbilt	70 62									
12	H	Mississippi St.	85 92	12	A	Mississippi St.	73 78									
33	H	LSU	65 60	21	A	Kentucky	61 68									
2	A	South Carolina	53 79	287	H	Ole Miss	59 43									

Non-Div I Games:

Auburn

■ Loss, 
 ■ Non-Conf, S Site, 
 ■ Home 
 ■ Away 
 N Neutral

Average RPI Win:	269	WON-LOST	WINNING	LAST 10	STRENGTH OF	OPP. STRENGTH	TEAM	ADJ.	CONF.	ADJ CONF.
Average RPI Loss:	116	RECORD	PCT. RANK	GAMES	SCHEDULE	OF SCHEDULE	RPI	RPI	RPI	RPI
DIV. I ONLY	15- 11	133	6-4	270	250	178	178	20	20	
DIV. I NON-CONF.	7- 2	53	0	295	239	95	95	23	23	
TOTALS	RPI 1-25	RPI 26-50	W-L RECORDS	RPI 51-100	RPI 101-150	RPI 150+				
15- 11	0- 1	0- 0	OVERALL	1- 4	0- 2	14- 4				
7- 4	0- 0	0- 0	HOME	1- 2	0- 1	6- 1				
7- 7	0- 1	0- 0	AWAY	0- 2	0- 1	7- 3				
1- 0	0- 0	0- 0	NEUTRAL	0- 0	0- 0	1- 0				
7- 2	0- 1	0- 0	NON-CONFERENCE	1- 0	0- 0	6- 1				
2- 0	0- 0	0- 0	HOME	1- 0	0- 0	1- 0				
4- 2	0- 1	0- 0	AWAY	0- 0	0- 0	4- 1				
1- 0	0- 0	0- 0	NEUTRAL	0- 0	0- 0	1- 0				
8- 9	0- 0	0- 0	CONFERENCE	0- 4	0- 2	8- 3				
5- 4	0- 0	0- 0	HOME	0- 2	0- 1	5- 1				
3- 5	0- 0	0- 0	AWAY	0- 2	0- 1	3- 2				
0- 0	0- 0	0- 0	NEUTRAL	0- 0	0- 0	0- 0				

RPI 1-25				RPI 26-50				RPI 51-100				RPI 101+				Team's RPI: 178	
RPI	S	Opponent	Score	RPI	S	Opponent	Score	RPI	S	Opponent	Score	RPI	S	Opponent	Score		
21	A	Kentucky	52 81					51	A	Belmont	46 69	111	A	Southeast Mo. St.	43 81		
								51	H	Belmont	52 53	111	H	Southeast Mo. St.	66 79		
								55	A	UT Martin	61 65	167	N	Binghamton	80 63		
								55	H	UT Martin	61 69	196	A	Chattanooga	50 49		
								63	H	Illinois St.	77 72	201	A	Illinois	62 76		
												205	A	Tennessee Tech	49 58		
												207	A	Eastern Ill.	72 73		
												207	H	Eastern Ill.	47 76		
												226	H	Murray St.	69 61		
												248	A	Alabama A&M	67 61		
												252	A	Jacksonville St.	63 57		
												276	H	Morehead St.	70 65		
												288	H	Eastern Ky.	69 53		
												303	A	FIU	58 56		
												322	H	Evansville	80 64		
												336	A	Tennessee St.	87 55		
												336	H	Tennessee St.	76 58		
												337	A	SIUE	79 62		
												337	H	SIUE	74 61		
												351	A	Mississippi Val.	100 82		
LAST 10 Division I																	
276	H	Morehead St.	70 65	51	A	Belmont	46 69										
207	A	Eastern Ill.	72 73	336	A	Tennessee St.	87 55										
337	A	SIUE	79 62	207	H	Eastern Ill.	47 76										
288	H	Eastern Ky.	69 53	337	H	SIUE	74 61										
226	H	Murray St.	69 61	51	H	Belmont	52 53										

Non-Div I Games: Christian Bros. 82 62 Ky. Wesleyan 103 70

Austin Peay

■ Loss, 
 ■ Non-Conf, S Site, 
 ■ Home 
 ■ Away 
 N Neutral

Average RPI Win:	186	WON-LOST	WINNING	LAST 10	STRENGTH OF	OPP. STRENGTH	TEAM	ADJ.	CONF.	ADJ CONF.
Average RPI Loss:	86	RECORD	PCT. RANK	GAMES	SCHEDULE	OF SCHEDULE	RPI	RPI	RPI	RPI
DIV. I ONLY	16- 10	94	7-3	79	89	74	74	11	11	
DIV. I NON-CONF.	4- 5	195	0	89	33	130	130	11	11	
TOTALS	RPI 1-25	RPI 26-50	W-L RECORDS	RPI 51-100	RPI 101-150	RPI 150+				
16- 10	0- 3	0- 1	OVERALL	1- 0	4- 5	11- 1				
8- 3	0- 1	0- 0	HOME	0- 0	2- 2	6- 0				
7- 6	0- 1	0- 1	AWAY	1- 0	2- 3	4- 1				
1- 1	0- 1	0- 0	NEUTRAL	0- 0	0- 0	1- 0				
4- 5	0- 1	0- 1	NON-CONFERENCE	1- 0	0- 3	3- 0				
2- 1	0- 0	0- 0	HOME	0- 0	0- 1	2- 0				
1- 3	0- 0	0- 1	AWAY	1- 0	0- 2	0- 0				
1- 1	0- 1	0- 0	NEUTRAL	0- 0	0- 0	1- 0				
12- 5	0- 2	0- 0	CONFERENCE	0- 0	4- 2	8- 1				
6- 2	0- 1	0- 0	HOME	0- 0	2- 1	4- 0				
6- 3	0- 1	0- 0	AWAY	0- 0	2- 1	4- 1				
0- 0	0- 0	0- 0	NEUTRAL	0- 0	0- 0	0- 0				

RPI 1-25				RPI 26-50				RPI 51-100 Team's RPI: 74				RPI 101+			
RPI	S	Opponent	Score	RPI	S	Opponent	Score	RPI	S	Opponent	Score	RPI	S	Opponent	Score
13	A	Gonzaga	44 59	27	A	Arizona St.	52 60	75	A	Fresno St.	71 65	101	A	Boise St.	55 66
13	H	Gonzaga	43 55									109	A	Washington St.	50 67
16	N	Oregon St.	34 65									110	H	Utah	73 77
												115	A	San Diego	45 51
												115	H	San Diego	52 36
												133	A	Pacific	76 66
												133	H	Pacific	65 54
												136	A	Portland	66 54
												136	H	Portland	48 57
												153	N	San Jose St.	75 56
												185	A	Saint Mary's (CA)	65 55
												185	H	Saint Mary's (CA)	60 39
												190	A	Santa Clara	60 51
												190	H	Santa Clara	71 48
												194	A	Pepperdine	65 47
												194	H	Pepperdine	66 64
												217	A	San Francisco	58 60
												217	H	San Francisco	57 44
												285	H	Utah St.	67 50
												290	A	LMU (CA)	59 44
												298	H	Utah Valley	71 57
LAST 10 Division I															
194	H	Pepperdine	66 64	115	A	San Diego	45 51	13	A	Gonzaga	44 59				
217	A	San Francisco	58 60	136	A	Portland	66 54	190	H	Santa Clara	71 48				
190	A	Santa Clara	60 51	217	H	San Francisco	57 44								
133	H	Pacific	65 54												
185	H	Saint Mary's (CA)	60 39												

Non-Div I Games: Tex. A&amp;M-Kingsville90 38

BYU

Loss, Non-Conf, S Site, H Home A Away N Neutral

Average RPI Win:	186	WON-LOST	WINNING	LAST 10	STRENGTH OF	OPP. STRENGTH	TEAM	ADJ.	CONF.	ADJ CONF.
Average RPI Loss:	84	RECORD	PCT. RANK	GAMES	SCHEDULE	OF SCHEDULE	RPI	RPI	RPI	RPI
DIV. I ONLY	18- 8	63	8-2	158	99	68	68	10	10	
DIV. I NON-CONF.	7- 4	100	0	232	87	123	123	9	9	
TOTALS	RPI 1-25	RPI 26-50	W-L RECORDS	RPI 51-100	RPI 101-150	RPI 150+				
18- 8	0- 1	0- 1	OVERALL	1- 3	5- 2	12- 1				
10- 1	0- 0	0- 1	HOME	1- 0	3- 0	6- 0				
5- 6	0- 1	0- 0	AWAY	0- 3	1- 1	4- 1				
3- 1	0- 0	0- 0	NEUTRAL	0- 0	1- 1	2- 0				
7- 4	0- 0	0- 1	NON-CONFERENCE	1- 2	1- 1	5- 0				
2- 1	0- 0	0- 1	HOME	1- 0	0- 0	1- 0				
2- 2	0- 0	0- 0	AWAY	0- 2	0- 0	2- 0				
3- 1	0- 0	0- 0	NEUTRAL	0- 0	1- 1	2- 0				
11- 4	0- 1	0- 0	CONFERENCE	0- 1	4- 1	7- 1				
8- 0	0- 0	0- 0	HOME	0- 0	3- 0	5- 0				
3- 4	0- 1	0- 0	AWAY	0- 1	1- 1	2- 1				
0- 0	0- 0	0- 0	NEUTRAL	0- 0	0- 0	0- 0				

RPI 1-25				RPI 26-50				RPI 51-100				RPI 101+			
RPI	S	Opponent	Score	RPI	S	Opponent	Score	RPI	S	Opponent	Score	RPI	S	Opponent	Score
15	A	Central Mich.	39 66	31	H	Western Ky.	86 91	61	A	Ohio	71 79	102	A	Kent St.	68 69
								64	A	IUPUI	48 65	102	H	Kent St.	66 62
								80	A	Cincinnati	56 63	134	N	Lehigh	54 52
								91	H	Butler	74 70	142	A	Buffalo	69 58
												142	H	Buffalo	69 65
												145	N	Wisconsin	56 67
												146	H	Western Mich.	68 65
												157	H	Akron	60 52
												171	N	Providence	52 51
												172	A	Eastern Mich.	58 61
												172	H	Eastern Mich.	59 54
												174	A	Toledo	60 58
												174	H	Toledo	66 60
												181	H	Northern Ill.	97 89
												199	H	Miami (OH)	80 63
												219	A	New Mexico	70 57
												251	A	Bowling Green	86 80
												256	H	Xavier	70 49
												290	N	LMU (CA)	77 72
												338	A	Purdue Fort Wayne	83 52
LAST 10 Division I															
174	H	Toledo	66 60	157	H	Akron	60 52								
172	A	Eastern Mich.	58 61	146	H	Western Mich.	68 65								
181	H	Northern Ill.	97 89	102	A	Kent St.	68 69								
142	A	Buffalo	69 58	199	H	Miami (OH)	80 63								
174	A	Toledo	60 58	142	H	Buffalo	69 65								

Non-Div I Games: Urbana 84 49

Ball St.

■ Loss, 
 ■ Non-Conf, S Site, 
 ■ Home 
 ■ Away 
 N Neutral

Average RPI Win:	119	WON-LOST	WINNING	LAST 10	STRENGTH OF	OPP. STRENGTH	TEAM	ADJ.	CONF.	ADJ CONF.
Average RPI Loss:	2	RECORD	PCT. RANK	GAMES	SCHEDULE	OF SCHEDULE	RPI	RPI	RPI	RPI
DIV. I ONLY	26- 1	2	10-0	53	3	4	4	3	3	
DIV. I NON-CONF.	11- 1	13	0	206	12	42	42	3	3	
TOTALS	RPI 1-25	RPI 26-50	W-L RECORDS	RPI 51-100	RPI 101-150	RPI 150+				
26- 1	4- 1	3- 0	OVERALL	8- 0	5- 0	6- 0				
15- 0	1- 0	1- 0	HOME	5- 0	2- 0	6- 0				
9- 0	2- 0	2- 0	AWAY	3- 0	2- 0	0- 0				
2- 1	1- 1	0- 0	NEUTRAL	0- 0	1- 0	0- 0				
11- 1	2- 1	0- 0	NON-CONFERENCE	2- 0	1- 0	6- 0				
8- 0	0- 0	0- 0	HOME	2- 0	0- 0	6- 0				
1- 0	1- 0	0- 0	AWAY	0- 0	0- 0	0- 0				
2- 1	1- 1	0- 0	NEUTRAL	0- 0	1- 0	0- 0				
15- 0	2- 0	3- 0	CONFERENCE	6- 0	4- 0	0- 0				
7- 0	1- 0	1- 0	HOME	3- 0	2- 0	0- 0				
8- 0	1- 0	2- 0	AWAY	3- 0	2- 0	0- 0				
0- 0	0- 0	0- 0	NEUTRAL	0- 0	0- 0	0- 0				

RPI 1-25				Team's RPI: 4				RPI 26-50				RPI 51-100				RPI 101+			
RPI	S	Opponent	Score					RPI	S	Opponent	Score					RPI	S	Opponent	Score
2	N	South Carolina	59 74					44	A	Texas	64 44					56	H	Iowa St.	83 62
5	A	UConn	74 58					46	A	Oklahoma St.	69 42					60	A	West Virginia	64 39
17	N	Indiana	77 62					46	H	Oklahoma St.	94 48					60	H	West Virginia	91 51
19	A	TCU	66 57													66	A	Oklahoma	77 56
19	H	TCU	81 62													66	H	Oklahoma	101 69
																69	H	Georgia	72 38
																72	H	South Fla.	58 46
																92	A	Kansas St.	54 40
LAST 10 Division I																			
								60	A	West Virginia	64 39					92	A	Kansas St.	54 40
								66	H	Oklahoma	101 69					113	H	Kansas	97 44
								138	A	Texas Tech	77 62					44	A	Texas	64 44
								46	A	Oklahoma St.	69 42					56	H	Iowa St.	83 62
								19	H	TCU	81 62					138	H	Texas Tech	87 79

Non-Div I Games:

Baylor

■ Loss, 
■ Non-Conf, S Site, 
■ Home 
■ Away 
N Neutral

# Belmont

Through Games Of Feb. 27, 2020

Average RPI Win:	216	WON-LOST	WINNING	LAST 10	STRENGTH OF	OPP. STRENGTH	TEAM	ADJ.	CONF.	ADJ CONF.
Average RPI Loss:	78	RECORD	PCT. RANK	GAMES	SCHEDULE	OF SCHEDULE	RPI	RPI	RPI	RPI
DIV. I ONLY	20- 8	53	9-1	105	185	51	51	20	20	
DIV. I NON-CONF.	5- 6	187	0	23	13	75	75	23	23	
TOTALS	RPI 1-25	RPI 26-50	W-L RECORDS	RPI 51-100	RPI 101-150	RPI 150+				
20- 8	0- 1	1- 4	OVERALL	1- 1	1- 0	17- 2				
13- 0	0- 0	1- 0	HOME	1- 0	0- 0	11- 0				
7- 6	0- 0	0- 3	AWAY	0- 1	1- 0	6- 2				
0- 2	0- 1	0- 1	NEUTRAL	0- 0	0- 0	0- 0				
5- 6	0- 1	1- 4	NON-CONFERENCE	1- 0	0- 0	3- 1				
4- 0	0- 0	1- 0	HOME	1- 0	0- 0	2- 0				
1- 4	0- 0	0- 3	AWAY	0- 0	0- 0	1- 1				
0- 2	0- 1	0- 1	NEUTRAL	0- 0	0- 0	0- 0				
15- 2	0- 0	0- 0	CONFERENCE	0- 1	1- 0	14- 1				
9- 0	0- 0	0- 0	HOME	0- 0	0- 0	9- 0				
6- 2	0- 0	0- 0	AWAY	0- 1	1- 0	5- 1				
0- 0	0- 0	0- 0	NEUTRAL	0- 0	0- 0	0- 0				

RPI	S	Opponent	Score	RPI	S	Opponent	Score	RPI	S	Opponent	Score	RPI	S	Opponent	Score
3	N	Maryland	26 90	31	A	Western Ky.	46 77	55	A	UT Martin	57 74	111	A	Southeast Mo. St.	57 45
				35	N	Virginia Tech	58 60	57	H	Middle Tenn.	68 57	174	A	Toledo	48 53
				37	A	Marquette	51 53					178	A	Austin Peay	53 52
				38	H	UCF	72 37					178	H	Austin Peay	69 46
				39	A	Arkansas	60 91					184	H	Northern Ky.	62 45
												196	H	Chattanooga	63 50
												205	A	Tennessee Tech	59 47
												205	H	Tennessee Tech	68 52
												207	H	Eastern Ill.	69 45
												226	A	Murray St.	86 56
												226	H	Murray St.	70 53
												252	A	Jacksonville St.	41 60
												252	H	Jacksonville St.	61 49
												254	A	Lipscomb	69 68
												276	A	Morehead St.	63 56
												276	H	Morehead St.	71 62
												288	A	Eastern Ky.	85 46
												288	H	Eastern Ky.	68 48
												336	H	Tennessee St.	70 58
												337	H	SIUE	69 48
LAST 10 Division I															
205	H	Tennessee Tech	68 52	178	H	Austin Peay	69 46								
288	A	Eastern Ky.	85 46	226	H	Murray St.	70 53								
276	A	Morehead St.	63 56	252	A	Jacksonville St.	41 60								
252	H	Jacksonville St.	61 49	205	A	Tennessee Tech	59 47								
336	H	Tennessee St.	70 58	178	A	Austin Peay	53 52								

Non-Div I Games:

Belmont

Loss, Non-Conf, S Site, H Home A Away N Neutral

## Bethune-Cookman

Through Games Of Feb. 27, 2020

Average RPI Win:	267	WON-LOST	WINNING	LAST 10	STRENGTH OF	OPP. STRENGTH	TEAM	ADJ.	CONF.	ADJ CONF.
Average RPI Loss:	80	RECORD	PCT. RANK	GAMES	SCHEDULE	OF SCHEDULE	RPI	RPI	RPI	RPI
DIV. I ONLY	19- 5	28	10-0	293	294	108	108	29	29	
DIV. I NON-CONF.	6- 4	123	0	238	92	134	134	29	29	
TOTALS	RPI 1-25	RPI 26-50	W-L RECORDS	RPI 51-100	RPI 101-150	RPI 150+				
19- 5	0- 1	0- 1	OVERALL	0- 1	0- 1	19- 1				
8- 2	0- 1	0- 1	HOME	0- 0	0- 0	8- 0				
10- 3	0- 0	0- 0	AWAY	0- 1	0- 1	10- 1				
1- 0	0- 0	0- 0	NEUTRAL	0- 0	0- 0	1- 0				
6- 4	0- 1	0- 1	NON-CONFERENCE	0- 1	0- 1	6- 0				
1- 2	0- 1	0- 1	HOME	0- 0	0- 0	1- 0				
4- 2	0- 0	0- 0	AWAY	0- 1	0- 1	4- 0				
1- 0	0- 0	0- 0	NEUTRAL	0- 0	0- 0	1- 0				
13- 1	0- 0	0- 0	CONFERENCE	0- 0	0- 0	13- 1				
7- 0	0- 0	0- 0	HOME	0- 0	0- 0	7- 0				
6- 1	0- 0	0- 0	AWAY	0- 0	0- 0	6- 1				
0- 0	0- 0	0- 0	NEUTRAL	0- 0	0- 0	0- 0				

RPI 1-25				RPI 26-50				RPI 51-100				RPI 101+ Team's RPI: 108			
RPI	S	Opponent	Score	RPI	S	Opponent	Score	RPI	S	Opponent	Score	RPI	S	Opponent	Score
15	H	Central Mich.	67 92	47	H	Troy	62 68	52	A	Alabama	49 60	106	A	Auburn	56 74
												156	A	N.C. A&T	69 58
												156	H	N.C. A&T	70 50
												170	A	Jacksonville	53 52
												180	A	Norfolk St.	51 61
												180	H	Norfolk St.	68 62
												213	A	Stetson	59 55
												239	N	Appalachian St.	61 44
												241	H	Morgan St.	74 65
												249	A	Howard	75 59
												249	H	Howard	88 59
												263	A	Delaware St.	66 55
												300	H	Ga. Southern	75 57
												303	A	FIU	65 60
												307	H	N.C. Central	73 52
												325	A	UMES	62 53
												331	H	Coppin St.	82 51
												341	A	Florida A&M	78 57
												344	A	Charleston So.	81 41
												350	A	South Carolina St.	66 55
												350	H	South Carolina St.	86 70
LAST 10 Division I															
				180	H	Norfolk St.	68 62					156	H	N.C. A&T	70 50
				350	H	South Carolina St.	86 70					341	A	Florida A&M	78 57
				263	A	Delaware St.	66 55					350	A	South Carolina St.	66 55
				325	A	UMES	62 53					156	A	N.C. A&T	69 58
				249	H	Howard	88 59					307	H	N.C. Central	73 52

Non-Div I Games: Edward Waters 79 46 Palm Beach Atl. 68 45

Bethune-Cookman

Loss, Non-Conf, S Site, H Home A Away N Neutral



Binghamton

Through Games Of Feb. 27, 2020

Average RPI Win:	273	WON-LOST	WINNING	LAST 10	STRENGTH OF	OPP. STRENGTH	TEAM	ADJ.	CONF.	ADJ CONF.
Average RPI Loss:	181	RECORD	PCT. RANK	GAMES	SCHEDULE	OF SCHEDULE	RPI	RPI	RPI	RPI
DIV. I ONLY	19- 8	57	7-3	342	300	167	167	26	26	
DIV. I NON-CONF.	10- 2	29	0	332	276	129	129	27	27	
TOTALS	RPI 1-25	RPI 26-50	W-L RECORDS	RPI 51-100	RPI 101-150	RPI 150+				
19- 8	0- 0	0- 0	OVERALL	0- 3	0- 0	19- 5				
10- 2	0- 0	0- 0	HOME	0- 1	0- 0	10- 1				
8- 5	0- 0	0- 0	AWAY	0- 2	0- 0	8- 3				
1- 1	0- 0	0- 0	NEUTRAL	0- 0	0- 0	1- 1				
10- 2	0- 0	0- 0	NON-CONFERENCE	0- 1	0- 0	10- 1				
5- 0	0- 0	0- 0	HOME	0- 0	0- 0	5- 0				
4- 1	0- 0	0- 0	AWAY	0- 1	0- 0	4- 0				
1- 1	0- 0	0- 0	NEUTRAL	0- 0	0- 0	1- 1				
9- 6	0- 0	0- 0	CONFERENCE	0- 2	0- 0	9- 4				
5- 2	0- 0	0- 0	HOME	0- 1	0- 0	5- 1				
4- 4	0- 0	0- 0	AWAY	0- 1	0- 0	4- 3				
0- 0	0- 0	0- 0	NEUTRAL	0- 0	0- 0	0- 0				

RPI 1-25			RPI 26-50			RPI 51-100			RPI 101+			Team's RPI: 167
RPI	S	Opponent	Score	RPI	S	Opponent	Score	RPI	S	Opponent	Score	
						79	A Stony Brook	54	58	168	H Lafayette	74 64
						79	H Stony Brook	60	67	172	H Eastern Mich.	78 67
						96	A Miami (FL)	56	79	173	A Maine	65 75
										173	H Maine	73 63
										178	N Austin Peay	63 80
										188	A Cornell	59 56
										227	A UMass Lowell	62 58
										227	H UMass Lowell	56 66
										263	A Delaware St.	75 66
										274	A New Hampshire	63 53
										283	H Niagara	74 55
										284	A Siena	89 62
										286	A UMBC	61 43
										286	H UMBC	66 58
										294	H St. Bonaventure	78 67
										297	A Vermont	62 65
										297	H Vermont	76 53
										317	A Fairleigh Dickinson	60 48
										321	A Albany (NY)	53 56
										321	H Albany (NY)	58 42
										326	H NJIT	75 40
										345	A Hartford	78 65
										345	H Hartford	80 44
										346	N Grambling	88 67
LAST 10 Division I												
						286	H UMBC	66	58	173	A Maine	65 75
						345	A Hartford	78	65	321	H Albany (NY)	58 42
						227	A UMass Lowell	62	58	345	H Hartford	80 44
						297	H Vermont	76	53	274	A New Hampshire	63 53
						79	A Stony Brook	54	58	79	H Stony Brook	60 67

Non-Div I Games: Bloomsburg 70 45

Binghamton

Loss, Non-Conf, S Site, H Home A Away N Neutral

Average RPI Win:	224	WON-LOST	WINNING	LAST 10	STRENGTH OF	OPP. STRENGTH	TEAM	ADJ.	CONF.	ADJ CONF.
Average RPI Loss:	116	RECORD	PCT. RANK	GAMES	SCHEDULE	OF SCHEDULE	RPI	RPI	RPI	RPI
DIV. I ONLY	19- 9	67	7-3	161	153	101	101	17	17	
DIV. I NON-CONF.	6- 4	123	0	75	24	85	85	19	19	
TOTALS	RPI 1-25	RPI 26-50	W-L RECORDS	RPI 51-100	RPI 101-150	RPI 150+				
19- 9	0- 3	0- 0	OVERALL	1- 1	1- 1	17- 4				
11- 4	0- 1	0- 0	HOME	1- 1	0- 1	10- 1				
8- 5	0- 2	0- 0	AWAY	0- 0	1- 0	7- 3				
0- 0	0- 0	0- 0	NEUTRAL	0- 0	0- 0	0- 0				
6- 4	0- 3	0- 0	NON-CONFERENCE	1- 0	1- 1	4- 0				
4- 2	0- 1	0- 0	HOME	1- 0	0- 1	3- 0				
2- 2	0- 2	0- 0	AWAY	0- 0	1- 0	1- 0				
0- 0	0- 0	0- 0	NEUTRAL	0- 0	0- 0	0- 0				
13- 5	0- 0	0- 0	CONFERENCE	0- 1	0- 0	13- 4				
7- 2	0- 0	0- 0	HOME	0- 1	0- 0	7- 1				
6- 3	0- 0	0- 0	AWAY	0- 0	0- 0	6- 3				
0- 0	0- 0	0- 0	NEUTRAL	0- 0	0- 0	0- 0				

RPI 1-25			RPI 26-50			RPI 51-100			RPI 101+			Team's RPI: 101
RPI	S	Opponent	Score	RPI	S	Opponent	Score	RPI	S	Opponent	Score	Score
6	A	Louisville	82 98					74	H	BYU	66 55	109 H Washington St. 68 80
14	H	Missouri St.	69 72					75	H	Fresno St.	80 85	119 A UAB 83 81
19	A	TCU	65 77									153 A San Jose St. 61 74
												153 H San Jose St. 85 67
												164 A Wyoming 68 73
												164 H Wyoming 67 48
												194 H Pepperdine 76 74
												216 A UNLV 65 66
												216 H UNLV 81 52
												218 H Portland St. 82 57
												219 A New Mexico 95 76
												219 H New Mexico 83 82
												232 A San Diego St. 69 67
												232 H San Diego St. 86 72
												246 A Nevada 83 72
												246 H Nevada 54 40
												277 A Air Force 74 69
												277 H Air Force 70 61
												282 A Colorado St. 72 69
												285 A Utah St. 65 59
												285 H Utah St. 56 58
												298 H Utah Valley 77 69
												302 A Eastern Wash. 63 61
LAST 10 Division I												
216	H	UNLV	81 52	285	H	Utah St.	56 58	164	H	Wyoming	67 48	
219	A	New Mexico	95 76	246	A	Nevada	83 72	153	A	San Jose St.	61 74	
153	H	San Jose St.	85 67	75	H	Fresno St.	80 85					
232	A	San Diego St.	69 67									
277	A	Air Force	74 69									

Non-Div I Games: Lewis-Clark St. 88 34 Western Ore. 75 32

Boise St.

Loss, Non-Conf, S Site, H Home A Away N Neutral

Average RPI Win:	170	WON-LOST	WINNING	LAST 10	STRENGTH OF	OPP. STRENGTH	TEAM	ADJ.	CONF.	ADJ CONF.
Average RPI Loss:	55	RECORD	PCT. RANK	GAMES	SCHEDULE	OF SCHEDULE	RPI	RPI	RPI	RPI
DIV. I ONLY	17- 11	101	7-3	68	58	71	71	5	5	
DIV. I NON-CONF.	7- 4	100	0	97	159	74	74	4	4	
TOTALS	RPI 1-25	RPI 26-50	W-L RECORDS	RPI 51-100	RPI 101-150	RPI 150+				
17- 11	0- 4	1- 3	OVERALL	2- 2	6- 1	8- 1				
10- 4	0- 2	0- 0	HOME	1- 2	4- 0	5- 0				
6- 6	0- 2	1- 2	AWAY	1- 0	2- 1	2- 1				
1- 1	0- 0	0- 1	NEUTRAL	0- 0	0- 0	1- 0				
7- 4	0- 1	0- 1	NON-CONFERENCE	0- 0	2- 1	5- 1				
5- 0	0- 0	0- 0	HOME	0- 0	1- 0	4- 0				
1- 3	0- 1	0- 0	AWAY	0- 0	1- 1	0- 1				
1- 1	0- 0	0- 1	NEUTRAL	0- 0	0- 0	1- 0				
10- 7	0- 3	1- 2	CONFERENCE	2- 2	4- 0	3- 0				
5- 4	0- 2	0- 0	HOME	1- 2	3- 0	1- 0				
5- 3	0- 1	1- 2	AWAY	1- 0	1- 0	2- 0				
0- 0	0- 0	0- 0	NEUTRAL	0- 0	0- 0	0- 0				



















































RPI 1-25				RPI 26-50				RPI 51-100				Team's RPI: 71				RPI 101+			
RPI	S	Opponent	Score	RPI	S	Opponent	Score	RPI	S	Opponent	Score			RPI	S	Opponent	Score		
6	A	Louisville	48 68	26	A	Duke	73 85	53	H	Virginia	52 69			105	H	VCU	87 52		
6	H	Louisville	70 81	28	A	Florida St.	65 56	70	A	Georgia Tech	55 48			112	A	Notre Dame	75 65		
7	A	Northwestern	63 66	35	A	Virginia Tech	49 70	96	H	Miami (FL)	75 64			112	H	Notre Dame	56 55		
23	H	NC State	54 72	49	N	Charlotte	68 84	98	H	Syracuse	79 89			122	H	North Carolina	93 75		
														129	H	Wake Forest	67 54		
														130	A	Boston U.	88 57		
														131	A	Holy Cross	71 80		
														159	N	Tulane	89 76		
														171	A	Providence	60 76		
														212	H	Rhode Island	66 55		
														222	A	Clemson	70 68		
														227	H	UMass Lowell	89 46		
														263	H	Delaware St.	109 69		
														292	A	Pittsburgh	79 70		
														292	H	Pittsburgh	70 59		
														314	H	St. Francis Brooklyn	106 69		
LAST 10 Division I																			
6	A	Louisville	48 68	222	A	Clemson	70 68												
96	H	Miami (FL)	75 64	98	H	Syracuse	79 89												
292	H	Pittsburgh	70 59	129	H	Wake Forest	67 54												
122	H	North Carolina	93 75	28	A	Florida St.	65 56												
112	H	Notre Dame	56 55	35	A	Virginia Tech	49 70												

Non-Div I Games:

Boston College



■ Loss, 
 ■ Non-Conf, 
 ■ S Site, 
 ■ H Home 
 ■ A Away 
 N Neutral

Average RPI Win: <b>193</b>	WON-LOST	WINNING	LAST 10	STRENGTH OF	OPP. STRENGTH	TEAM	ADJ.	CONF.	ADJ CONF.
Average RPI Loss: <b>142</b>	RECORD	PCT. RANK	GAMES	SCHEDULE	OF SCHEDULE	RPI	RPI	RPI	RPI
DIV. I ONLY	<b>16- 11</b>	<b>119</b>	<b>8-2</b>	<b>163</b>	<b>154</b>	<b>130</b>	<b>130</b>	<b>15</b>	<b>15</b>
DIV. I NON-CONF.	<b>5- 6</b>	<b>187</b>	<b>0</b>	<b>162</b>	<b>107</b>	<b>182</b>	<b>182</b>	<b>15</b>	<b>15</b>
TOTALS	RPI 1-25	RPI 26-50	W-L RECORDS	RPI 51-100	RPI 101-150	RPI 150+			
16- 11	0- 0	1- 0	OVERALL	1- 4	4- 3	10- 4			
9- 5	0- 0	1- 0	HOME	0- 4	3- 1	5- 0			
7- 6	0- 0	0- 0	AWAY	1- 0	1- 2	5- 4			
0- 0	0- 0	0- 0	NEUTRAL	0- 0	0- 0	0- 0			
5- 6	0- 0	0- 0	NON-CONFERENCE	0- 3	1- 2	4- 1			
2- 4	0- 0	0- 0	HOME	0- 3	1- 1	1- 0			
3- 2	0- 0	0- 0	AWAY	0- 0	0- 1	3- 1			
0- 0	0- 0	0- 0	NEUTRAL	0- 0	0- 0	0- 0			
11- 5	0- 0	1- 0	CONFERENCE	1- 1	3- 1	6- 3			
7- 1	0- 0	1- 0	HOME	0- 1	2- 0	4- 0			
4- 4	0- 0	0- 0	AWAY	1- 0	1- 1	2- 3			
0- 0	0- 0	0- 0	NEUTRAL	0- 0	0- 0	0- 0			

RPI S	Opponent	Score	RPI S	Opponent	Score	RPI S	Opponent	Score	RPI S	Opponent	Score	Team's RPI: 130
			50  Bucknell		52 48	58  Marist		75  89	125  Northeastern		72 56	
						71  Boston College		57  88	131  Holy Cross		62 51	
						95  Colgate		60 58	131  Holy Cross		76 70	
						95  Colgate		61  70	134  Lehigh		34  51	
						97  Harvard		39  66	134  Lehigh		48 47	
									135  California		62  73	
									139  Massachusetts		45  58	
									163  UC Davis		68  75	
									165  Dartmouth		74 56	
									168  Lafayette		57  59	
									168  Lafayette		47 40	
									173  Maine		62 49	
									189  American		54  55	
									189  American		59 44	
									261  Loyola Maryland		41 39	
									261  Loyola Maryland		44 42	
									274  New Hampshire		78 64	
									295  Army West Point		72 66	
									315  Navy		41  46	
									315  Navy		71 56	
									321  Albany (NY)		60 58	
LAST 10 Division I												
			134  Lehigh		48 47	131  Holy Cross		62 51				
			189  American		54  55	50  Bucknell		52 48				
			168  Lafayette		47 40	261  Loyola Maryland		41 39				
			315  Navy		71 56	131  Holy Cross		76 70				
			95  Colgate		60 58	315  Navy		41  46				

Non-Div I Games:

Boston U.

 Loss, 
  Non-Conf, S Site, 
  Home 
  Away 
 N Neutral

## Bowling Green

Through Games Of Feb. 27, 2020

Average RPI Win:	206	WON-LOST	WINNING	LAST 10	STRENGTH OF	OPP. STRENGTH	TEAM	ADJ.	CONF.	ADJ CONF.
Average RPI Loss:	133	RECORD	PCT. RANK	GAMES	SCHEDULE	OF SCHEDULE	RPI	RPI	RPI	RPI
DIV. I ONLY	7- 18	298	2-8	121	148	251	251	10	10	
DIV. I NON-CONF.	5- 5	164	0	188	259	151	151	9	9	
TOTALS	RPI 1-25	RPI 26-50	W-L RECORDS	RPI 51-100	RPI 101-150	RPI 150+				
7- 18	0- 1	0- 1	OVERALL	1- 2	1- 7	5- 7				
4- 6	0- 0	0- 0	HOME	1- 1	1- 1	2- 4				
2- 10	0- 1	0- 1	AWAY	0- 1	0- 5	2- 2				
1- 2	0- 0	0- 0	NEUTRAL	0- 0	0- 1	1- 1				
5- 5	0- 0	0- 1	NON-CONFERENCE	0- 0	0- 3	5- 1				
2- 0	0- 0	0- 0	HOME	0- 0	0- 0	2- 0				
2- 3	0- 0	0- 1	AWAY	0- 0	0- 2	2- 0				
1- 2	0- 0	0- 0	NEUTRAL	0- 0	0- 1	1- 1				
2- 13	0- 1	0- 0	CONFERENCE	1- 2	1- 4	0- 6				
2- 6	0- 0	0- 0	HOME	1- 1	1- 1	0- 4				
0- 7	0- 1	0- 0	AWAY	0- 1	0- 3	0- 2				
0- 0	0- 0	0- 0	NEUTRAL	0- 0	0- 0	0- 0				

RPI 1-25				RPI 26-50				RPI 51-100				RPI 101+ Team's RPI: 251			
RPI	S	Opponent	Score	RPI	S	Opponent	Score	RPI	S	Opponent	Score	RPI	S	Opponent	Score
15	A	Central Mich.	75 82	40	A	Purdue	74 81	61	A	Ohio	69 79	102	A	Kent St.	47 61
								61	H	Ohio	82 68	117	N	Green Bay	54 73
								68	H	Ball St.	80 86	142	A	Buffalo	59 65
												142	H	Buffalo	56 62
												146	A	Western Mich.	55 69
												146	H	Western Mich.	72 63
												148	A	Loyola Chicago	76 84
												149	A	Valparaiso	90 95
												157	H	Akron	73 76
												172	A	Eastern Mich.	61 78
												172	H	Eastern Mich.	58 70
												174	A	Toledo	72 79
												181	H	Northern Ill.	87 92
												199	H	Miami (OH)	59 80
												200	H	Cleveland St.	89 62
												217	N	San Francisco	56 64
												229	A	Milwaukee	63 51
												233	A	Marshall	82 69
												276	H	Morehead St.	79 65
												299	N	California Baptist	98 60
LAST 10 Division I															
				61	H	Ohio	82 68					181	H	Northern Ill.	87 92
				142	H	Buffalo	56 62					102	A	Kent St.	47 61
				146	A	Western Mich.	55 69					199	H	Miami (OH)	59 80
				15	A	Central Mich.	75 82					61	A	Ohio	69 79
				172	H	Eastern Mich.	58 70					146	H	Western Mich.	72 63

Non-Div I Games: Davis &amp; Elkins 91 52 Notre Dame (OH) 88 54

Bowling Green

Loss, Non-Conf, S Site, H Home A Away N Neutral

Average RPI Win:	173	WON-LOST	WINNING	LAST 10	STRENGTH OF	OPP. STRENGTH	TEAM	ADJ.	CONF.	ADJ CONF.
Average RPI Loss:	60	RECORD	PCT. RANK	GAMES	SCHEDULE	OF SCHEDULE	RPI	RPI	RPI	RPI
DIV. I ONLY	19- 6	40	6-4	100	95	36	36	8	8	
DIV. I NON-CONF.	8- 2	51	0	274	137	92	92	7	7	
TOTALS	RPI 1-25	RPI 26-50	W-L RECORDS	RPI 51-100	RPI 101-150	RPI 150+				
19- 6	0- 1	1- 2	OVERALL	4- 2	5- 1	9- 0				
11- 0	0- 0	1- 0	HOME	3- 0	2- 0	5- 0				
5- 5	0- 1	0- 2	AWAY	1- 2	2- 0	2- 0				
3- 1	0- 0	0- 0	NEUTRAL	0- 0	1- 1	2- 0				
8- 2	0- 0	0- 1	NON-CONFERENCE	0- 0	1- 1	7- 0				
3- 0	0- 0	0- 0	HOME	0- 0	0- 0	3- 0				
2- 1	0- 0	0- 1	AWAY	0- 0	0- 0	2- 0				
3- 1	0- 0	0- 0	NEUTRAL	0- 0	1- 1	2- 0				
11- 4	0- 1	1- 1	CONFERENCE	4- 2	4- 0	2- 0				
8- 0	0- 0	1- 0	HOME	3- 0	2- 0	2- 0				
3- 4	0- 1	0- 1	AWAY	1- 2	2- 0	0- 0				
0- 0	0- 0	0- 0	NEUTRAL	0- 0	0- 0	0- 0				

RPI 1-25				RPI 26-50				Team's RPI: 36				RPI 51-100				RPI 101+			
RPI	S	Opponent	Score	RPI	S	Opponent	Score	RPI	S	Opponent	Score	RPI	S	Opponent	Score	RPI	S	Opponent	Score
14	A	Missouri St.	56 90	29	A	Drake	72 85	63	A	Illinois St.	66 62	104	N	Liberty	63 75				
				29	H	Drake	77 76	63	H	Illinois St.	76 61	123	N	Richmond	61 57				
				34	A	Michigan	57 77	81	A	UNI	57 64	148	A	Loyola Chicago	60 47				
								81	H	UNI	61 47	148	H	Loyola Chicago	71 50				
								100	A	Southern Ill.	50 64	149	A	Valparaiso	75 61				
								100	H	Southern Ill.	61 57	149	H	Valparaiso	90 69				
												152	H	Jackson St.	78 69				
												199	H	Miami (OH)	79 68				
												203	A	Western Ill.	84 49				
												234	N	George Mason	61 59				
												262	H	North Dakota St.	70 64				
												272	H	Indiana St.	91 75				
												279	A	Oakland	74 58				
												302	N	Eastern Wash.	66 46				
												322	H	Evansville	82 51				
LAST 10 Division I																			
				100	H	Southern Ill.	61 57	63	A	Illinois St.	66 62								
				81	A	UNI	57 64	100	A	Southern Ill.	50 64								
				29	A	Drake	72 85	14	A	Missouri St.	56 90								
				148	H	Loyola Chicago	71 50	29	H	Drake	77 76								
				149	H	Valparaiso	90 69	81	H	UNI	61 47								

Non-Div I Games: Eureka

101 39

Bradley

Average RPI Win:	251	WON-LOST	WINNING	LAST 10	STRENGTH OF	OPP. STRENGTH	TEAM	ADJ.	CONF.	ADJ CONF.
Average RPI Loss:	138	RECORD	PCT. RANK	GAMES	SCHEDULE	OF SCHEDULE	RPI	RPI	RPI	RPI
DIV. I ONLY	8- 15	265	2-8	165	197	225	225	7	7	
DIV. I NON-CONF.	6- 7	182	0	297	335	243	243	8	8	
TOTALS	RPI 1-25	RPI 26-50	W-L RECORDS	RPI 51-100	RPI 101-150	RPI 150+				
8- 15	0- 1	0- 1	OVERALL	0- 4	0- 4	8- 5				
2- 7	0- 1	0- 1	HOME	0- 1	0- 2	2- 2				
6- 7	0- 0	0- 0	AWAY	0- 3	0- 2	6- 2				
0- 1	0- 0	0- 0	NEUTRAL	0- 0	0- 0	0- 1				
6- 7	0- 0	0- 0	NON-CONFERENCE	0- 1	0- 2	6- 4				
1- 3	0- 0	0- 0	HOME	0- 0	0- 1	1- 2				
5- 3	0- 0	0- 0	AWAY	0- 1	0- 1	5- 1				
0- 1	0- 0	0- 0	NEUTRAL	0- 0	0- 0	0- 1				
2- 8	0- 1	0- 1	CONFERENCE	0- 3	0- 2	2- 1				
1- 4	0- 1	0- 1	HOME	0- 1	0- 1	1- 0				
1- 4	0- 0	0- 0	AWAY	0- 2	0- 1	1- 1				
0- 0	0- 0	0- 0	NEUTRAL	0- 0	0- 0	0- 0				

RPI S	Opponent	Score	RPI S	Opponent	Score	RPI S	Opponent	Score	RPI S	Opponent	Score	Team's RPI: 225
9	H Princeton	48 85	48	H Penn	73 85	67	A Yale	72 79	128	A Columbia	60 74	
						67	H Yale	40 73	128	H Columbia	66 76	
						72	A South Fla.	60 70	131	H Holy Cross	71 83	
						97	A Harvard	53 68	139	A Massachusetts	42 95	
									165	A Dartmouth	83 71	
									173	H Maine	76 70	
									186	H Merrimack	57 72	
									188	A Cornell	63 74	
									188	H Cornell	77 73	
									212	N Rhode Island	44 89	
									231	A Fairfield	58 44	
									274	A New Hampshire	76 68	
									275	A Longwood	76 86	
									303	A FIU	72 57	
									324	A Bryant	56 50	
									324	H Bryant	44 45	
									349	A Central Conn. St.	83 73	
LAST 10 Division I												
188	H Cornell	77 73	165	A Dartmouth	83 71							
128	H Columbia	66 76	128	A Columbia	60 74							
9	H Princeton	48 85	188	A Cornell	63 74							
48	H Penn	73 85	67	H Yale	40 73							
97	A Harvard	53 68	67	A Yale	72 79							

Non-Div I Games:

Brown

■ Loss, 
 ■ Non-Conf, S Site, 
 ■ Home 
 ■ Away 
 N Neutral

B  
r  
y  
a  
n  
tB  
r  
y  
a  
n  
t

Bryant

Page 32



Average RPI Win:	201	WON-LOST	WINNING	LAST 10	STRENGTH OF	OPP. STRENGTH	TEAM	ADJ.	CONF.	ADJ CONF.
Average RPI Loss:	134	RECORD	PCT. RANK	GAMES	SCHEDULE	OF SCHEDULE	RPI	RPI	RPI	RPI
DIV. I ONLY	21- 6	32	8-2	168	172	50	50	15	15	
DIV. I NON-CONF.	7- 4	100	0	140	186	93	93	15	15	
TOTALS	RPI 1-25	RPI 26-50	W-L RECORDS	RPI 51-100	RPI 101-150	RPI 150+				
21- 6	0- 0	1- 0	OVERALL	3- 3	4- 1	13- 2				
11- 1	0- 0	1- 0	HOME	1- 1	2- 0	7- 0				
8- 5	0- 0	0- 0	AWAY	1- 2	2- 1	5- 2				
2- 0	0- 0	0- 0	NEUTRAL	1- 0	0- 0	1- 0				
7- 4	0- 0	1- 0	NON-CONFERENCE	1- 3	0- 0	5- 1				
3- 1	0- 0	1- 0	HOME	0- 1	0- 0	2- 0				
2- 3	0- 0	0- 0	AWAY	0- 2	0- 0	2- 1				
2- 0	0- 0	0- 0	NEUTRAL	1- 0	0- 0	1- 0				
14- 2	0- 0	0- 0	CONFERENCE	2- 0	4- 1	8- 1				
8- 0	0- 0	0- 0	HOME	1- 0	2- 0	5- 0				
6- 2	0- 0	0- 0	AWAY	1- 0	2- 1	3- 1				
0- 0	0- 0	0- 0	NEUTRAL	0- 0	0- 0	0- 0				

RPI 1-25			RPI 26-50			Team's RPI: 50			RPI 51-100			RPI 101+			
RPI	S	Opponent	Score	RPI	S	Opponent	Score	RPI	S	Opponent	Score	RPI	S	Opponent	Score
				42	H	Drexel	60 49					130	A	Boston U.	48 52
								53	A	Virginia	60 84	131	A	Holy Cross	51 40
								79	A	Stony Brook	73 78	131	H	Holy Cross	63 45
								80	N	Cincinnati	56 48	134	A	Lehigh	71 50
								94	H	Temple	61 72	134	H	Lehigh	67 56
								95	A	Colgate	76 65	168	H	Lafayette	50 36
								95	H	Colgate	66 43	187	A	Quinnipiac	69 76
												189	A	American	60 57
												189	H	American	68 43
												234	A	George Mason	64 51
												249	N	Howard	70 60
												261	A	Loyola Maryland	50 60
												261	H	Loyola Maryland	66 42
												271	A	Saint Francis (PA)	70 46
												294	H	St. Bonaventure	68 60
												295	A	Army West Point	63 52
												295	H	Army West Point	77 46
												296	H	Monmouth	71 37
												315	A	Navy	61 34
												315	H	Navy	75 65
LAST 10 Division I															
				95	A	Colgate	76 65	261	H	Loyola Maryland	66 42				
				134	H	Lehigh	67 56	130	A	Boston U.	48 52				
				131	H	Holy Cross	63 45	295	H	Army West Point	77 46				
				189	A	American	60 57	261	A	Loyola Maryland	50 60				
				315	H	Navy	75 65	95	H	Colgate	66 43				

Non-Div I Games:

Bucknell

Average RPI Win:	201	WON-LOST	WINNING	LAST 10	STRENGTH OF	OPP. STRENGTH	TEAM	ADJ.	CONF.	ADJ CONF.
Average RPI Loss:	110	RECORD	PCT. RANK	GAMES	SCHEDULE	OF SCHEDULE	RPI	RPI	RPI	RPI
DIV. I ONLY	15- 11	133	3-7	178	123	142	142	10	10	
DIV. I NON-CONF.	9- 2	37	0	198	208	54	54	9	9	
TOTALS	RPI 1-25	RPI 26-50	W-L RECORDS	RPI 51-100	RPI 101-150	RPI 150+				
15- 11	0- 2	1- 0	OVERALL	1- 3	2- 1	11- 5				
8- 5	0- 1	0- 0	HOME	1- 2	1- 0	6- 2				
5- 6	0- 1	0- 0	AWAY	0- 1	1- 1	4- 3				
2- 0	0- 0	1- 0	NEUTRAL	0- 0	0- 0	1- 0				
9- 2	0- 1	1- 0	NON-CONFERENCE	1- 0	1- 0	6- 1				
5- 0	0- 0	0- 0	HOME	1- 0	1- 0	3- 0				
2- 2	0- 1	0- 0	AWAY	0- 0	0- 0	2- 1				
2- 0	0- 0	1- 0	NEUTRAL	0- 0	0- 0	1- 0				
6- 9	0- 1	0- 0	CONFERENCE	0- 3	1- 1	5- 4				
3- 5	0- 1	0- 0	HOME	0- 2	0- 0	3- 2				
3- 4	0- 0	0- 0	AWAY	0- 1	1- 1	2- 2				
0- 0	0- 0	0- 0	NEUTRAL	0- 0	0- 0	0- 0				

RPI	S	Opponent	Score	RPI	S	Opponent	Score	RPI	S	Opponent	Score	RPI	S	Opponent	Score	Team's RPI: 142
8	A	Stanford	69 88	42	N	Drexel	63 59	54	H	Dayton	67 59	102	A	Kent St.	57 44	
15	H	Central Mich.	93 98					61	H	Ohio	65 76	128	H	Columbia	82 75	
								68	A	Ball St.	65 69	146	A	Western Mich.	62 74	
								68	H	Ball St.	58 69	153	A	San Jose St.	88 95	
												157	H	Akron	63 69	
												165	H	Dartmouth	73 49	
												172	H	Eastern Mich.	66 63	
												174	A	Toledo	59 71	
												174	H	Toledo	62 78	
												181	A	Northern Ill.	63 64	
												189	N	American	73 55	
												199	A	Miami (OH)	86 72	
												199	H	Miami (OH)	88 72	
												251	A	Bowling Green	62 56	
												251	H	Bowling Green	65 59	
												283	A	Niagara	81 67	
												294	A	St. Bonaventure	46 36	
												339	H	Canisius	71 55	
												349	H	Central Conn. St.	61 56	
LAST 10 Division I																
199	H	Miami (OH)	88 72	174	H	Toledo	62 78									
251	A	Bowling Green	62 56	181	A	Northern Ill.	63 64									
157	H	Akron	63 69	15	H	Central Mich.	93 98									
68	H	Ball St.	58 69	102	A	Kent St.	57 44									
146	A	Western Mich.	62 74	68	A	Ball St.	65 69									

Non-Div I Games:

Buffalo

Average RPI Win:	174	WON-LOST	WINNING	LAST 10	STRENGTH OF	OPP. STRENGTH	TEAM	ADJ.	CONF.	ADJ CONF.
Average RPI Loss:	46	RECORD	PCT. RANK	GAMES	SCHEDULE	OF SCHEDULE	RPI	RPI	RPI	RPI
DIV. I ONLY	19- 8	57	7-3	131	73	91	91	6	6	
DIV. I NON-CONF.	8- 3	68	0	199	118	117	117	6	6	
TOTALS	RPI 1-25	RPI 26-50	W-L RECORDS	RPI 51-100	RPI 101-150	RPI 150+				
19- 8	0- 3	3- 1	OVERALL	4- 4	0- 0	12- 0				
13- 4	0- 2	2- 0	HOME	2- 2	0- 0	9- 0				
5- 3	0- 1	1- 1	AWAY	1- 1	0- 0	3- 0				
1- 1	0- 0	0- 0	NEUTRAL	1- 1	0- 0	0- 0				
8- 3	0- 1	0- 0	NON-CONFERENCE	2- 2	0- 0	6- 0				
7- 1	0- 1	0- 0	HOME	1- 0	0- 0	6- 0				
0- 1	0- 0	0- 0	AWAY	0- 1	0- 0	0- 0				
1- 1	0- 0	0- 0	NEUTRAL	1- 1	0- 0	0- 0				
11- 5	0- 2	3- 1	CONFERENCE	2- 2	0- 0	6- 0				
6- 3	0- 1	2- 0	HOME	1- 2	0- 0	3- 0				
5- 2	0- 1	1- 1	AWAY	1- 0	0- 0	3- 0				
0- 0	0- 0	0- 0	NEUTRAL	0- 0	0- 0	0- 0				

RPI 1-25				RPI 26-50				RPI 51-100 Team's RPI: 91				RPI 101+			
RPI	S	Opponent	Score	RPI	S	Opponent	Score	RPI	S	Opponent	Score	RPI	S	Opponent	Score
17	H	Indiana	53 64	37	A	Marquette	54 76	61	N	Ohio	60 55	157	H	Akron	76 55
20	A	DePaul	60 89	37	H	Marquette	61 55	62	H	St. John's (NY)	42 67	171	A	Providence	50 47
20	H	DePaul	65 80	43	A	Creighton	73 67	64	H	IUPUI	64 61	171	H	Providence	51 42
				43	H	Creighton	76 61	68	A	Ball St.	70 74	175	H	High Point	74 52
								69	N	Georgia	36 69	240	A	Georgetown	47 46
								76	A	Villanova	58 41	240	H	Georgetown	60 42
								76	H	Villanova	63 61	256	A	Xavier	78 70
								78	H	Seton Hall	62 67	256	H	Xavier	63 61
												281	H	Wagner	74 58
												288	H	Eastern Ky.	73 41
												333	H	Detroit Mercy	82 60
												338	H	Purdue Fort Wayne	85 58
LAST 10 Division I															
171	H	Providence	51 42	240	H	Georgetown	60 42								
43	H	Creighton	76 61	256	H	Xavier	63 61								
37	A	Marquette	54 76	43	A	Creighton	73 67								
20	A	DePaul	60 89	171	A	Providence	50 47								
76	H	Villanova	63 61	20	H	DePaul	65 80								

Non-Div I Games:

Butler

■ Loss, 
 ■ Non-Conf, S Site, 
 ■ Home 
 ■ Away 
 N Neutral

CSU Bakersfield

Through Games Of Feb. 27, 2020

Average RPI Win:	261	WON-LOST	WINNING	LAST 10	STRENGTH OF	OPP. STRENGTH	TEAM	ADJ.	CONF.	ADJ CONF.
Average RPI Loss:	223	RECORD	PCT. RANK	GAMES	SCHEDULE	OF SCHEDULE	RPI	RPI	RPI	RPI
DIV. I ONLY	12- 12	170	4-6	297	319	244	244	31	31	
DIV. I NON-CONF.	5- 5	164	0	118	181	143	143	32	32	
TOTALS	RPI 1-25	RPI 26-50	W-L RECORDS	RPI 51-100	RPI 101-150	RPI 150+				
12- 12	0- 2	0- 0	OVERALL	0- 0	1- 2	11- 8				
8- 4	0- 0	0- 0	HOME	0- 0	1- 0	7- 4				
4- 8	0- 2	0- 0	AWAY	0- 0	0- 2	4- 4				
0- 0	0- 0	0- 0	NEUTRAL	0- 0	0- 0	0- 0				
5- 5	0- 2	0- 0	NON-CONFERENCE	0- 0	1- 2	4- 1				
5- 0	0- 0	0- 0	HOME	0- 0	1- 0	4- 0				
0- 5	0- 2	0- 0	AWAY	0- 0	0- 2	0- 1				
0- 0	0- 0	0- 0	NEUTRAL	0- 0	0- 0	0- 0				
7- 7	0- 0	0- 0	CONFERENCE	0- 0	0- 0	7- 7				
3- 4	0- 0	0- 0	HOME	0- 0	0- 0	3- 4				
4- 3	0- 0	0- 0	AWAY	0- 0	0- 0	4- 3				
0- 0	0- 0	0- 0	NEUTRAL	0- 0	0- 0	0- 0				

RPI 1-25				RPI 26-50				RPI 51-100				RPI 101+ Team's RPI: 244			
RPI	S	Opponent	Score	RPI	S	Opponent	Score	RPI	S	Opponent	Score	RPI	S	Opponent	Score
13	A	Gonzaga	48 92									126	A	Washington	49 80
16	A	Oregon St.	50 69									133	H	Pacific	80 70
												150	A	Wright St.	60 65
												153	H	San Jose St.	75 71
												210	A	UMKC	43 58
												210	H	UMKC	70 60
												238	A	Grand Canyon	59 54
												260	H	North Texas	61 52
												266	H	UC Santa Barbara	66 62
												298	A	Utah Valley	55 53
												298	H	Utah Valley	56 63
												299	A	California Baptist	66 61
												299	H	California Baptist	53 55
												301	A	Seattle U	57 63
												301	H	Seattle U	55 43
												305	A	UC Riverside	52 53
												306	A	UTRGV	65 74
												306	H	UTRGV	52 66
												307	H	N.C. Central	80 71
												316	H	New Mexico St.	60 59
												348	A	Chicago St.	58 51
												348	H	Chicago St.	58 60
LAST 10 Division I															
				306	A	UTRGV	65 74					299	H	California Baptist	53 55
				301	H	Seattle U	55 43					306	H	UTRGV	52 66
				298	H	Utah Valley	56 63					316	H	New Mexico St.	60 59
				210	A	UMKC	43 58					301	A	Seattle U	57 63
				348	A	Chicago St.	58 51					298	A	Utah Valley	55 53

Non-Div I Games: Westcliff 100 44 Fresno Pacific 95 64 Cal St. Dom. Hills 83 74

CSU Bakersfield

Loss, Non-Conf, S Site, H Home A Away N Neutral

C  
S  
U  
N

C  
S  
U  
N

CSUN

Page 37

Average RPI Win:	288	WON-LOST	WINNING	LAST 10	STRENGTH OF	OPP. STRENGTH	TEAM	ADJ.	CONF.	ADJ CONF.
Average RPI Loss:	199	RECORD	PCT. RANK	GAMES	SCHEDULE	OF SCHEDULE	RPI	RPI	RPI	RPI
DIV. I ONLY	7- 17	295	4-6	267	297	311	311	28	28	
DIV. I NON-CONF.	2- 8	295	0	186	225	307	307	26	26	
TOTALS	RPI 1-25	RPI 26-50	W-L RECORDS	RPI 51-100	RPI 101-150	RPI 150+				
7- 17	0- 1	0- 1	OVERALL	0- 1	0- 0	7- 14				
5- 7	0- 1	0- 0	HOME	0- 1	0- 0	5- 5				
2- 10	0- 0	0- 1	AWAY	0- 0	0- 0	2- 9				
0- 0	0- 0	0- 0	NEUTRAL	0- 0	0- 0	0- 0				
2- 8	0- 1	0- 1	NON-CONFERENCE	0- 1	0- 0	2- 5				
2- 3	0- 1	0- 0	HOME	0- 1	0- 0	2- 1				
0- 5	0- 0	0- 1	AWAY	0- 0	0- 0	0- 4				
0- 0	0- 0	0- 0	NEUTRAL	0- 0	0- 0	0- 0				
5- 9	0- 0	0- 0	CONFERENCE	0- 0	0- 0	5- 9				
3- 4	0- 0	0- 0	HOME	0- 0	0- 0	3- 4				
2- 5	0- 0	0- 0	AWAY	0- 0	0- 0	2- 5				
0- 0	0- 0	0- 0	NEUTRAL	0- 0	0- 0	0- 0				

RPI 1-25				RPI 26-50				RPI 51-100				RPI 101+ Team's RPI: 311			
RPI	S	Opponent	Score	RPI	S	Opponent	Score	RPI	S	Opponent	Score	RPI	S	Opponent	Score
25	H	Old Dominion	55 61	27	A	Arizona St.	41 66	75	H	Fresno St.	52 79	163	A	UC Davis	58 71
												163	H	UC Davis	36 42
												185	A	Saint Mary's (CA)	67 84
												194	A	Pepperdine	53 63
												208	H	Hawaii	46 59
												220	A	Cal St. Fullerton	64 65
												220	H	Cal St. Fullerton	60 67
												236	A	Denver	66 96
												246	A	Nevada	40 71
												266	A	UC Santa Barbara	50 52
												266	H	UC Santa Barbara	56 52
												269	H	Lamar University	57 56
												278	A	CSUN	52 41
												280	A	UC Irvine	51 54
												280	H	UC Irvine	57 68
												291	A	Long Beach St.	69 72
												291	H	Long Beach St.	61 41
												301	H	Seattle U	49 72
												304	H	Sacramento St.	62 43
												305	A	UC Riverside	62 52
												305	H	UC Riverside	75 70
LAST 10 Division I															
266	H	UC Santa Barbara	56 52	291	H	Long Beach St.	61 41								
280	A	UC Irvine	51 54	208	H	Hawaii	46 59								
305	A	UC Riverside	62 52	278	A	CSUN	52 41								
220	H	Cal St. Fullerton	60 67	220	A	Cal St. Fullerton	64 65								
163	A	UC Davis	58 71	163	H	UC Davis	36 42								

Non-Div I Games: Holy Names 100 35

Cal Poly

■ Loss, 
 ■ Non-Conf, 
 ■ S Site, 
 ■ H Home 
 ■ A Away 
 N Neutral

Average RPI Win:	265	WON-LOST	WINNING	LAST 10	STRENGTH OF	OPP. STRENGTH	TEAM	ADJ.	CONF.	ADJ CONF.
Average RPI Loss:	221	RECORD	PCT. RANK	GAMES	SCHEDULE	OF SCHEDULE	RPI	RPI	RPI	RPI
DIV. I ONLY	15- 11	133	5-5	334	282	220	220	28	28	
DIV. I NON-CONF.	8- 5	117	0	292	275	181	181	26	26	
TOTALS	RPI 1-25	RPI 26-50	W-L RECORDS	RPI 51-100	RPI 101-150	RPI 150+				
15- 11	0- 0	0- 0	OVERALL	0- 0	1- 0	14- 11				
7- 5	0- 0	0- 0	HOME	0- 0	0- 0	7- 5				
8- 6	0- 0	0- 0	AWAY	0- 0	1- 0	7- 6				
0- 0	0- 0	0- 0	NEUTRAL	0- 0	0- 0	0- 0				
8- 5	0- 0	0- 0	NON-CONFERENCE	0- 0	1- 0	7- 5				
4- 2	0- 0	0- 0	HOME	0- 0	0- 0	4- 2				
4- 3	0- 0	0- 0	AWAY	0- 0	1- 0	3- 3				
0- 0	0- 0	0- 0	NEUTRAL	0- 0	0- 0	0- 0				
7- 6	0- 0	0- 0	CONFERENCE	0- 0	0- 0	7- 6				
3- 3	0- 0	0- 0	HOME	0- 0	0- 0	3- 3				
4- 3	0- 0	0- 0	AWAY	0- 0	0- 0	4- 3				
0- 0	0- 0	0- 0	NEUTRAL	0- 0	0- 0	0- 0				

RPI 1-25				RPI 26-50				RPI 51-100				RPI 101+				Team's RPI: 220
RPI	S	Opponent	Score	RPI	S	Opponent	Score	RPI	S	Opponent	Score	RPI	S	Opponent	Score	
												115	A	San Diego	72 67	
												154	H	Montana	69 71	
												163	A	UC Davis	71 61	
												163	H	UC Davis	61 72	
												176	A	Southern Utah	63 79	
												179	H	Delaware	55 72	
												208	A	Hawaii	72 79	
												216	A	UNLV	64 58	
												217	A	San Francisco	63 71	
												232	A	San Diego St.	45 55	
												238	A	Grand Canyon	80 70	
												266	A	UC Santa Barbara	70 68	
												266	H	UC Santa Barbara	66 75	
												277	H	Air Force	79 70	
												278	A	CSUN	57 63	
												278	H	CSUN	50 57	
												280	A	UC Irvine	75 82	
												285	H	Utah St.	83 62	
												290	A	LMU (CA)	79 74	
												291	H	Long Beach St.	69 65	
												299	H	California Baptist	97 93	
												301	H	Seattle U	81 63	
												305	A	UC Riverside	68 45	
												305	H	UC Riverside	71 61	
												311	A	Cal Poly	67 60	
												311	H	Cal Poly	65 64	
LAST 10 Division I																
				305	A	UC Riverside	68 45	305	H	UC Riverside	71 61					
				278	H	CSUN	50 57	163	H	UC Davis	61 72					
				163	A	UC Davis	71 61	311	H	Cal Poly	65 64					
				311	A	Cal Poly	67 60	266	H	UC Santa Barbara	66 75					
				280	A	UC Irvine	75 82	208	A	Hawaii	72 79					

Non-Div I Games:

Cal St. Fullerton

■ Loss, 
 ■ Non-Conf, 
 ■ S Site, 
 ■ Home 
 ■ A Away 
 N Neutral

# California

Through Games Of Feb. 27, 2020

Average RPI Win:	197	WON-LOST	WINNING	LAST 10	STRENGTH OF	OPP. STRENGTH	TEAM	ADJ.	CONF.	ADJ CONF.
Average RPI Loss:	51	RECORD	PCT. RANK	GAMES	SCHEDULE	OF SCHEDULE	RPI	RPI	RPI	RPI
DIV. I ONLY	10- 17	255	2-8	20	22	135	135	1	1	
DIV. I NON-CONF.	8- 3	68	0	74	203	58	58	1	1	
TOTALS	RPI 1-25	RPI 26-50	W-L RECORDS	RPI 51-100	RPI 101-150	RPI 150+				
10- 17	0- 9	1- 0	OVERALL	0- 4	3- 4	6- 0				
7- 10	0- 5	1- 0	HOME	0- 2	1- 3	5- 0				
3- 7	0- 4	0- 0	AWAY	0- 2	2- 1	1- 0				
0- 0	0- 0	0- 0	NEUTRAL	0- 0	0- 0	0- 0				
8- 3	0- 2	1- 0	NON-CONFERENCE	0- 1	1- 0	6- 0				
7- 1	0- 1	1- 0	HOME	0- 0	1- 0	5- 0				
1- 2	0- 1	0- 0	AWAY	0- 1	0- 0	1- 0				
0- 0	0- 0	0- 0	NEUTRAL	0- 0	0- 0	0- 0				
2- 14	0- 7	0- 0	CONFERENCE	0- 3	2- 4	0- 0				
0- 9	0- 4	0- 0	HOME	0- 2	0- 3	0- 0				
2- 5	0- 3	0- 0	AWAY	0- 1	2- 1	0- 0				
0- 0	0- 0	0- 0	NEUTRAL	0- 0	0- 0	0- 0				

RPI S	Opponent	Score	RPI S	Opponent	Score	RPI S	Opponent	Score	RPI S	Opponent	Score	Team's RPI: 135
1	A Oregon	55 105	39	H Arkansas	84 80	77	A Colorado	57 64	109	A Washington St.	66 92	
1	H Oregon	61 93				77	H Colorado	50 62	109	H Washington St.	75 96	
5	A UConn	61 72				82	H Southern California	67 75	110	A Utah	88 74	
8	A Stanford	40 73				97	A Harvard	53 56	110	H Utah	62 71	
8	H Stanford	65 79							126	A Washington	81 74	
11	H UCLA	70 74							126	H Washington	64 67	
16	A Oregon St.	44 81							130	H Boston U.	73 62	
16	H Oregon St.	63 76							190	H Santa Clara	69 65	
21	H Kentucky	61 63							232	A San Diego St.	74 48	
									238	H Grand Canyon	72 53	
									291	H Long Beach St.	68 45	
									305	H UC Riverside	84 61	
									307	H N.C. Central	90 69	
LAST 10 Division I												
16	H Oregon St.	63 76	82	H Southern California	67 75							
1	H Oregon	61 93	126	A Washington	81 74							
110	A Utah	88 74	109	A Washington St.	66 92							
77	A Colorado	57 64	77	H Colorado	50 62							
11	H UCLA	70 74	110	H Utah	62 71							

Non-Div I Games:

California

Loss, Non-Conf, S Site, H Home A Away N Neutral



Average RPI Win:	265	WON-LOST	WINNING	LAST 10	STRENGTH OF	OPP. STRENGTH	TEAM	ADJ.	CONF.	ADJ CONF.
Average RPI Loss:	238	RECORD	PCT. RANK	GAMES	SCHEDULE	OF SCHEDULE	RPI	RPI	RPI	RPI
DIV. I ONLY	10- 15	235	4-6	296	341	299	299	31	31	
DIV. I NON-CONF.	6- 6	164	0	212	323	223	223	32	32	
TOTALS	RPI 1-25	RPI 26-50	W-L RECORDS	RPI 51-100	RPI 101-150	RPI 150+				
10- 15	0- 1	0- 0	OVERALL	0- 0	0- 0	10- 14				
7- 5	0- 0	0- 0	HOME	0- 0	0- 0	7- 5				
3- 7	0- 0	0- 0	AWAY	0- 0	0- 0	3- 7				
0- 3	0- 1	0- 0	NEUTRAL	0- 0	0- 0	0- 2				
6- 6	0- 1	0- 0	NON-CONFERENCE	0- 0	0- 0	6- 5				
5- 1	0- 0	0- 0	HOME	0- 0	0- 0	5- 1				
1- 2	0- 0	0- 0	AWAY	0- 0	0- 0	1- 2				
0- 3	0- 1	0- 0	NEUTRAL	0- 0	0- 0	0- 2				
4- 9	0- 0	0- 0	CONFERENCE	0- 0	0- 0	4- 9				
2- 4	0- 0	0- 0	HOME	0- 0	0- 0	2- 4				
2- 5	0- 0	0- 0	AWAY	0- 0	0- 0	2- 5				
0- 0	0- 0	0- 0	NEUTRAL	0- 0	0- 0	0- 0				

RPI 1-25			RPI 26-50			RPI 51-100			RPI 101+ Team's RPI: 299		
RPI	S	Opponent	Score	RPI	S	Opponent	Score	RPI	S	Opponent	Score
8	N	Stanford	78 83					162	A	Idaho St.	74 68
								169	H	Northern Ariz.	98 79
								198	N	Houston	75 96
								210	A	UMKC	65 75
								210	H	UMKC	81 83
								220	A	Cal St. Fullerton	93 97
								232	H	San Diego St.	68 80
								238	A	Grand Canyon	66 72
								238	H	Grand Canyon	58 62
								244	A	CSU Bakersfield	55 53
								244	H	CSU Bakersfield	61 66
								248	H	Alabama A&M	60 55
								251	N	Bowling Green	60 98
								266	H	UC Santa Barbara	85 81
								278	H	CSUN	64 56
								291	H	Long Beach St.	79 70
								298	A	Utah Valley	57 74
								298	H	Utah Valley	80 67
								301	H	Seattle U	49 83
								305	A	UC Riverside	64 80
								306	A	UTRGV	68 87
								316	A	New Mexico St.	56 57
								348	A	Chicago St.	80 65
								348	H	Chicago St.	103 68
LAST 10 Division I											
298	A	Utah Valley	57 74	301	H	Seattle U	49 83				
348	H	Chicago St.	103 68	298	H	Utah Valley	80 67				
210	H	UMKC	81 83	210	A	UMKC	65 75				
238	A	Grand Canyon	66 72	348	A	Chicago St.	80 65				
244	A	CSU Bakersfield	55 53	238	H	Grand Canyon	58 62				

Non-Div I Games: Ottawa (AZ) 103 75 Westcliff 108 43 LIFE Pacific 93 48

California Baptist

Loss, Non-Conf, S Site, H Home A Away N Neutral

Average RPI Win:	252	WON-LOST	WINNING	LAST 10	STRENGTH OF	OPP. STRENGTH	TEAM	ADJ.	CONF.	ADJ CONF.
Average RPI Loss:	206	RECORD	PCT. RANK	GAMES	SCHEDULE	OF SCHEDULE	RPI	RPI	RPI	RPI
DIV. I ONLY	18- 6	42	9-1	307	321	116	116	25	25	
DIV. I NON-CONF.	3- 4	201	0	289	290	228	228	28	28	
TOTALS	RPI 1-25	RPI 26-50	W-L RECORDS	RPI 51-100	RPI 101-150	RPI 150+				
18- 6	0- 1	0- 0	OVERALL	0- 0	2- 1	16- 4				
9- 1	0- 0	0- 0	HOME	0- 0	1- 0	8- 1				
9- 5	0- 1	0- 0	AWAY	0- 0	1- 1	8- 3				
0- 0	0- 0	0- 0	NEUTRAL	0- 0	0- 0	0- 0				
3- 4	0- 1	0- 0	NON-CONFERENCE	0- 0	1- 1	2- 2				
2- 0	0- 0	0- 0	HOME	0- 0	1- 0	1- 0				
1- 4	0- 1	0- 0	AWAY	0- 0	0- 1	1- 2				
0- 0	0- 0	0- 0	NEUTRAL	0- 0	0- 0	0- 0				
15- 2	0- 0	0- 0	CONFERENCE	0- 0	1- 0	14- 2				
7- 1	0- 0	0- 0	HOME	0- 0	0- 0	7- 1				
8- 1	0- 0	0- 0	AWAY	0- 0	1- 0	7- 1				
0- 0	0- 0	0- 0	NEUTRAL	0- 0	0- 0	0- 0				

RPI 1-25				RPI 26-50				RPI 51-100				RPI 101+ Team's RPI: 116			
RPI	S	Opponent	Score	RPI	S	Opponent	Score	RPI	S	Opponent	Score	RPI	S	Opponent	Score
25	A	Old Dominion	44 59									129	A	Wake Forest	46 74
												141	H	UNC Greensboro	72 64
												143	A	Hampton	68 31
												175	A	High Point	68 66
												175	H	High Point	73 36
												183	H	Gardner-Webb	48 44
												204	A	Radford	43 32
												204	H	Radford	42 48
												215	H	Kennesaw St.	63 51
												250	A	UNC Asheville	52 60
												250	H	UNC Asheville	59 52
												253	A	Winthrop	61 58
												253	H	Winthrop	63 47
												275	A	Longwood	70 55
												275	H	Longwood	81 76
												307	A	N.C. Central	64 67
												308	A	Presbyterian	53 47
												319	A	Hofstra	55 58
												328	A	USC Upstate	80 72
												328	H	USC Upstate	50 38
												340	A	Western Caro.	61 40
												344	A	Charleston So.	43 42
												344	H	Charleston So.	61 36
LAST 10 Division I															
				344	A	Charleston So.	43 42					250	H	UNC Asheville	59 52
				275	H	Longwood	81 76					328	A	USC Upstate	80 72
				253	A	Winthrop	61 58					204	A	Radford	43 32
				204	H	Radford	42 48					344	H	Charleston So.	61 36
				175	A	High Point	68 66					308	A	Presbyterian	53 47

Non-Div I Games: St. Andrews 122 56 Bluefield Col. 65 41

Campbell

■ Loss, 
 ■ Non-Conf, S Site, 
 ■ Home 
 ■ Away 
 N Neutral

Average RPI Win:	280	WON-LOST	WINNING	LAST 10	STRENGTH OF	OPP. STRENGTH	TEAM	ADJ.	CONF.	ADJ CONF.
Average RPI Loss:	215	RECORD	PCT. RANK	GAMES	SCHEDULE	OF SCHEDULE	RPI	RPI	RPI	RPI
DIV. I ONLY	5- 22	321	3-7	323	271	339	339	24	24	
DIV. I NON-CONF.	1- 8	322	0	315	281	344	344	25	25	
TOTALS	RPI 1-25	RPI 26-50	W-L RECORDS	RPI 51-100	RPI 101-150	RPI 150+				
5- 22	0- 0	0- 0	OVERALL	0- 4	0- 1	5- 17				
4- 8	0- 0	0- 0	HOME	0- 3	0- 0	4- 5				
1- 13	0- 0	0- 0	AWAY	0- 1	0- 1	1- 11				
0- 1	0- 0	0- 0	NEUTRAL	0- 0	0- 0	0- 1				
1- 8	0- 0	0- 0	NON-CONFERENCE	0- 1	0- 1	1- 6				
1- 2	0- 0	0- 0	HOME	0- 1	0- 0	1- 1				
0- 5	0- 0	0- 0	AWAY	0- 0	0- 1	0- 4				
0- 1	0- 0	0- 0	NEUTRAL	0- 0	0- 0	0- 1				
4- 14	0- 0	0- 0	CONFERENCE	0- 3	0- 0	4- 11				
3- 6	0- 0	0- 0	HOME	0- 2	0- 0	3- 4				
1- 8	0- 0	0- 0	AWAY	0- 1	0- 0	1- 7				
0- 0	0- 0	0- 0	NEUTRAL	0- 0	0- 0	0- 0				

RPI S	Opponent	Score	RPI S	Opponent	Score	RPI S	Opponent	Score	RPI S	Opponent	Score	Team's RPI: 339
						58	A Marist	72 86	142	A Buffalo	55 71	
						58	H Marist	59 90	174	A Toledo	65 83	
						83	H Rider	57 70	187	A Quinnipiac	71 74	
						95	H Colgate	69 90	206	A Manhattan	50 68	
									206	H Manhattan	56 63	
									213	A Stetson	52 68	
									228	A Iona	72 78	
									228	H Iona	57 60	
									231	A Fairfield	70 72	
									231	H Fairfield	70 63	
									239	N Appalachian St.	57 74	
									259	A Youngstown St.	59 87	
									283	A Niagara	62 81	
									283	H Niagara	78 56	
									284	A Siena	43 72	
									284	H Siena	63 68	
									294	H St. Bonaventure	84 82	
									296	A Monmouth	71 62	
									296	H Monmouth	54 53	
									297	A Vermont	53 76	
									321	H Albany (NY)	53 70	
									323	A Saint Peter's	58 67	
									323	H Saint Peter's	68 86	
LAST 10 Division I												
			228	A Iona	72 78		58	A Marist	72 86			
			283	H Niagara	78 56		231	H Fairfield	70 63			
			296	H Monmouth	54 53		228	H Iona	57 60			
			206	H Manhattan	56 63		284	A Siena	43 72			
			323	A Saint Peter's	58 67		283	A Niagara	62 81			

Non-Div I Games:

Canisius

Central Ark.

Through Games Of Feb. 27, 2020

Average RPI Win: <b>286</b>	WON-LOST	WINNING	LAST 10	STRENGTH OF	OPP. STRENGTH	TEAM	ADJ.	CONF.	ADJ CONF.
Average RPI Loss: <b>142</b>	RECORD	PCT. RANK	GAMES	SCHEDULE	OF SCHEDULE	RPI	RPI	RPI	RPI
DIV. I ONLY	8- 15	265	4-6	180	272	242	242	23	23
DIV. I NON-CONF.	1- 5	313	0	46	131	232	232	24	24
TOTALS	RPI 1-25	RPI 26-50	W-L RECORDS	RPI 51-100	RPI 101-150	RPI 150+			
8- 15	0- 1	0- 0	OVERALL	0- 4	0- 1	8- 9			
4- 5	0- 0	0- 0	HOME	0- 1	0- 1	4- 3			
4- 10	0- 1	0- 0	AWAY	0- 3	0- 0	4- 6			
0- 0	0- 0	0- 0	NEUTRAL	0- 0	0- 0	0- 0			
1- 5	0- 1	0- 0	NON-CONFERENCE	0- 1	0- 0	1- 3			
1- 0	0- 0	0- 0	HOME	0- 0	0- 0	1- 0			
0- 5	0- 1	0- 0	AWAY	0- 1	0- 0	0- 3			
0- 0	0- 0	0- 0	NEUTRAL	0- 0	0- 0	0- 0			
7- 10	0- 0	0- 0	CONFERENCE	0- 3	0- 1	7- 6			
3- 5	0- 0	0- 0	HOME	0- 1	0- 1	3- 3			
4- 5	0- 0	0- 0	AWAY	0- 2	0- 0	4- 3			
0- 0	0- 0	0- 0	NEUTRAL	0- 0	0- 0	0- 0			

RPI 1-25				RPI 26-50				RPI 51-100				RPI 101+ Team's RPI: 242			
RPI	S	Opponent	Score	RPI	S	Opponent	Score	RPI	S	Opponent	Score	RPI	S	Opponent	Score
18	A	Texas A&M	46 <b>76</b>					59	A	Tennessee	36 <b>63</b>	103	H	Abilene Christian	64 <b>74</b>
								87	A	A&M-Corpus Christi	47 <b>67</b>	151	A	Sam Houston St.	58 <b>73</b>
								99	A	SFA	41 <b>102</b>	151	H	Sam Houston St.	54 <b>72</b>
								99	H	SFA	37 <b>58</b>	152	H	Jackson St.	57 54
												158	A	New Orleans	73 <b>85</b>
												158	H	New Orleans	37 <b>49</b>
												159	A	Tulane	38 <b>65</b>
												184	A	Northern Ky.	56 <b>72</b>
												195	A	Little Rock	48 <b>63</b>
												237	A	Southeastern La.	42 <b>63</b>
												258	A	Incarinate Word	47 37
												268	A	Nicholls St.	53 46
												268	H	Nicholls St.	58 <b>67</b>
												269	H	Lamar University	53 29
												318	H	Houston Baptist	63 39
												334	A	Northwestern St.	51 44
												343	A	McNeese	70 57
												343	H	McNeese	70 49
LAST 10 Division I															
268	H	Nicholls St.	58 <b>67</b>	269	H	Lamar University	53 29								
99	H	SFA	37 <b>58</b>	334	A	Northwestern St.	51 44								
151	A	Sam Houston St.	58 <b>73</b>	237	A	Southeastern La.	42 <b>63</b>								
158	A	New Orleans	73 <b>85</b>	103	H	Abilene Christian	64 <b>74</b>								
343	H	McNeese	70 49	268	A	Nicholls St.	53 46								

Non-Div I Games: Hendrix 104 28 Central Baptist 66 43 Crowley's Ridge 82 26

Central Ark.

Loss, Non-Conf, S Site, H Home A Away N Neutral

Average RPI Win:	313	WON-LOST	WINNING	LAST 10	STRENGTH OF	OPP. STRENGTH	TEAM	ADJ.	CONF.	ADJ CONF.
Average RPI Loss:	234	RECORD	PCT. RANK	GAMES	SCHEDULE	OF SCHEDULE	RPI	RPI	RPI	RPI
DIV. I ONLY	2- 24	348	1-9	335	335	349	349	30	30	
DIV. I NON-CONF.	1- 10	329	0	299	284	334	334	30	30	
TOTALS	RPI 1-25	RPI 26-50	W-L RECORDS	RPI 51-100	RPI 101-150	RPI 150+				
2- 24	0- 0	0- 1	OVERALL	0- 0	0- 6	2- 17				
1- 9	0- 0	0- 0	HOME	0- 0	0- 1	1- 8				
1- 15	0- 0	0- 1	AWAY	0- 0	0- 5	1- 9				
0- 0	0- 0	0- 0	NEUTRAL	0- 0	0- 0	0- 0				
1- 10	0- 0	0- 1	NON-CONFERENCE	0- 0	0- 3	1- 6				
0- 3	0- 0	0- 0	HOME	0- 0	0- 0	0- 3				
1- 7	0- 0	0- 1	AWAY	0- 0	0- 3	1- 3				
0- 0	0- 0	0- 0	NEUTRAL	0- 0	0- 0	0- 0				
1- 14	0- 0	0- 0	CONFERENCE	0- 0	0- 3	1- 11				
1- 6	0- 0	0- 0	HOME	0- 0	0- 1	1- 5				
0- 8	0- 0	0- 0	AWAY	0- 0	0- 2	0- 6				
0- 0	0- 0	0- 0	NEUTRAL	0- 0	0- 0	0- 0				

RPI S	Opponent	Score	RPI S	Opponent	Score	RPI S	Opponent	Score	RPI S	Opponent	Score	Team's RPI: 349
30	A FGCU	60 94							124	A Duquesne	33 72	
									132	A Robert Morris	42 80	
									132	H Robert Morris	56 86	
									134	A Lehigh	51 70	
									140	A Mt. St. Mary's	64 72	
									142	A Buffalo	56 61	
									186	H Merrimack	56 65	
									192	A Fla. Atlantic	54 72	
									225	H Brown	73 83	
									227	H UMass Lowell	54 56	
									271	A Saint Francis (PA)	68 72	
									271	H Saint Francis (PA)	52 64	
									274	A New Hampshire	59 70	
									281	A Wagner	56 63	
									281	H Wagner	66 63	
									292	A Pittsburgh	73 81	
									312	A Sacred Heart	58 66	
									312	H Sacred Heart	52 54	
									317	A Fairleigh Dickinson	47 66	
									317	H Fairleigh Dickinson	55 63	
									321	H Albany (NY)	63 73	
									324	A Bryant	47 59	
									324	H Bryant	51 62	
									330	A LIU Brooklyn	61 63	
									345	A Hartford	61 54	
LAST 10 Division I												
281	A Wagner	56 63	132	A Robert Morris	42 80							
317	H Fairleigh Dickinson	55 63	312	H Sacred Heart	52 54							
324	H Bryant	51 62	281	H Wagner	66 63							
324	A Bryant	47 59	317	A Fairleigh Dickinson	47 66							
271	A Saint Francis (PA)	68 72	140	A Mt. St. Mary's	64 72							

Non-Div I Games:

Central Conn. St.

■ Loss, 
 ■ Non-Conf, S Site, 
 ■ Home 
 ■ Away 
 N Neutral

## Central Mich.

Through Games Of Feb. 27, 2020

Average RPI Win:	144	WON-LOST	WINNING	LAST 10	STRENGTH OF	OPP. STRENGTH	TEAM	ADJ.	CONF.	ADJ CONF.
Average RPI Loss:	48	RECORD	PCT. RANK	GAMES	SCHEDULE	OF SCHEDULE	RPI	RPI	RPI	RPI
DIV. I ONLY	22- 4	19	10-0	36	104	15	15	10	10	
DIV. I NON-CONF.	7- 4	100	0	8	70	18	18	9	9	
TOTALS	RPI 1-25	RPI 26-50	W-L RECORDS	RPI 51-100	RPI 101-150	RPI 150+				
22- 4	0- 1	0- 2	OVERALL	6- 0	6- 1	10- 0				
12- 1	0- 0	0- 0	HOME	4- 0	3- 1	5- 0				
10- 3	0- 1	0- 2	AWAY	2- 0	3- 0	5- 0				
0- 0	0- 0	0- 0	NEUTRAL	0- 0	0- 0	0- 0				
7- 4	0- 1	0- 2	NON-CONFERENCE	3- 0	2- 1	2- 0				
4- 1	0- 0	0- 0	HOME	2- 0	1- 1	1- 0				
3- 3	0- 1	0- 2	AWAY	1- 0	1- 0	1- 0				
0- 0	0- 0	0- 0	NEUTRAL	0- 0	0- 0	0- 0				
15- 0	0- 0	0- 0	CONFERENCE	3- 0	4- 0	8- 0				
8- 0	0- 0	0- 0	HOME	2- 0	2- 0	4- 0				
7- 0	0- 0	0- 0	AWAY	1- 0	2- 0	4- 0				
0- 0	0- 0	0- 0	NEUTRAL	0- 0	0- 0	0- 0				

RPI 1-25				RPI 26-50				RPI 51-100				RPI 101+			
RPI	S	Opponent	Score	RPI	S	Opponent	Score	RPI	S	Opponent	Score	RPI	S	Opponent	Score
6	A	Louisville	63 76	31	A	Western Ky.	58 93	54	H	Dayton	81 80	102	H	Kent St.	71 58
				38	A	UCF	58 64	58	H	Marist	77 54	108	A	Bethune-Cookman	92 67
								61	A	Ohio	73 71	117	H	Green Bay	105 111
								61	H	Ohio	92 90	125	H	Northeastern	79 63
								68	H	Ball St.	66 39	142	A	Buffalo	98 93
								73	A	South Dakota St.	79 74	146	A	Western Mich.	80 70
												146	H	Western Mich.	76 60
												157	A	Akron	77 72
												172	A	Eastern Mich.	89 82
												174	H	Toledo	73 66
												181	A	Northern Ill.	70 66
												181	H	Northern Ill.	66 60
												199	A	Miami (OH)	99 87
												199	H	Miami (OH)	76 70
												228	H	Iona	70 50
												251	H	Bowling Green	82 75
												279	A	Oakland	65 47
LAST 10 Division I															
146	H	Western Mich.	76 60	181	H	Northern Ill.	66 60								
181	A	Northern Ill.	70 66	61	H	Ohio	92 90								
102	H	Kent St.	71 58	142	A	Buffalo	98 93								
251	H	Bowling Green	82 75	174	H	Toledo	73 66								
199	A	Miami (OH)	99 87	172	A	Eastern Mich.	89 82								

Non-Div I Games:

Central Mich.

■ Loss, 
 ■ Non-Conf, 
 ■ S Site, 
 ■ H Home 
 ■ A Away 
 N Neutral

Charleston So.

Through Games Of Feb. 27, 2020

Average RPI Win:	250	WON-LOST	WINNING	LAST 10	STRENGTH OF	OPP. STRENGTH	TEAM	ADJ.	CONF.	ADJ CONF.
Average RPI Loss:	219	RECORD	PCT. RANK	GAMES	SCHEDULE	OF SCHEDULE	RPI	RPI	RPI	RPI
DIV. I ONLY	2- 22	344	1-9	258	343	344	344	25	25	
DIV. I NON-CONF.	0- 7	338	0	261	343	345	345	28	28	
TOTALS	RPI 1-25	RPI 26-50	W-L RECORDS	RPI 51-100	RPI 101-150	RPI 150+				
2- 22	0- 0	0- 1	OVERALL	0- 0	0- 5	2- 16				
1- 12	0- 0	0- 0	HOME	0- 0	0- 3	1- 9				
1- 10	0- 0	0- 1	AWAY	0- 0	0- 2	1- 7				
0- 0	0- 0	0- 0	NEUTRAL	0- 0	0- 0	0- 0				
0- 7	0- 0	0- 1	NON-CONFERENCE	0- 0	0- 2	0- 4				
0- 4	0- 0	0- 0	HOME	0- 0	0- 1	0- 3				
0- 3	0- 0	0- 1	AWAY	0- 0	0- 1	0- 1				
0- 0	0- 0	0- 0	NEUTRAL	0- 0	0- 0	0- 0				
2- 15	0- 0	0- 0	CONFERENCE	0- 0	0- 3	2- 12				
1- 8	0- 0	0- 0	HOME	0- 0	0- 2	1- 6				
1- 7	0- 0	0- 0	AWAY	0- 0	0- 1	1- 6				
0- 0	0- 0	0- 0	NEUTRAL	0- 0	0- 0	0- 0				

RPI 1-25			RPI 26-50			RPI 51-100			RPI 101+			Team's RPI: 344			
RPI	S	Opponent	Score	RPI	S	Opponent	Score	RPI	S	Opponent	Score	RPI	S	Opponent	Score
				28	A	Florida St.	36 88					108	H	Bethune-Cookman	41 81
												116	A	Campbell	36 61
												116	H	Campbell	42 43
												122	A	North Carolina	54 85
												143	H	Hampton	59 64
												175	H	High Point	70 84
												183	A	Gardner-Webb	45 67
												183	H	Gardner-Webb	52 79
												204	A	Radford	35 72
												204	H	Radford	40 64
												230	H	North Dakota	57 73
												250	A	UNC Asheville	60 48
												250	H	UNC Asheville	56 54
												253	A	Winthrop	46 56
												253	H	Winthrop	53 58
												264	H	Col. of Charleston	70 79
												275	A	Longwood	64 84
												308	A	Presbyterian	53 76
												308	H	Presbyterian	46 67
												328	A	USC Upstate	53 70
												328	H	USC Upstate	64 71
												340	A	Western Caro.	64 69
												350	H	South Carolina St.	75 81
LAST 10 Division I															
				116	H	Campbell	42 43					253	A	Winthrop	46 56
				250	H	UNC Asheville	56 54					183	A	Gardner-Webb	45 67
				308	A	Presbyterian	53 76					308	H	Presbyterian	46 67
				328	H	USC Upstate	64 71					253	H	Winthrop	53 58
				204	H	Radford	40 64					116	A	Campbell	36 61

Non-Div I Games: Columbia (SC) 76 59 Virginia-Lynchburg 92 55

Charleston So.

Loss, Non-Conf, S Site, H Home A Away N Neutral

Average RPI Win:	185	WON-LOST	WINNING	LAST 10	STRENGTH OF	OPP. STRENGTH	TEAM	ADJ.	CONF.	ADJ CONF.
Average RPI Loss:	91	RECORD	PCT. RANK	GAMES	SCHEDULE	OF SCHEDULE	RPI	RPI	RPI	RPI
DIV. I ONLY	19- 7	47	8-2	115	109	49	49	13	13	
DIV. I NON-CONF.	9- 2	37	0	171	45	53	53	16	16	
TOTALS	RPI 1-25	RPI 26-50	W-L RECORDS	RPI 51-100	RPI 101-150	RPI 150+				
19- 7	1- 2	0- 1	OVERALL	2- 2	4- 0	12- 2				
10- 2	1- 0	0- 1	HOME	1- 1	1- 0	7- 0				
7- 5	0- 2	0- 0	AWAY	0- 1	3- 0	4- 2				
2- 0	0- 0	0- 0	NEUTRAL	1- 0	0- 0	1- 0				
9- 2	0- 1	0- 0	NON-CONFERENCE	1- 1	3- 0	5- 0				
4- 1	0- 0	0- 0	HOME	0- 1	1- 0	3- 0				
3- 1	0- 1	0- 0	AWAY	0- 0	2- 0	1- 0				
2- 0	0- 0	0- 0	NEUTRAL	1- 0	0- 0	1- 0				
10- 5	1- 1	0- 1	CONFERENCE	1- 1	1- 0	7- 2				
6- 1	1- 0	0- 1	HOME	1- 0	0- 0	4- 0				
4- 4	0- 1	0- 0	AWAY	0- 1	1- 0	3- 2				
0- 0	0- 0	0- 0	NEUTRAL	0- 0	0- 0	0- 0				

RPI 1-25				RPI 26-50				Team's RPI: 49	RPI 51-100				RPI 101+			
RPI	S	Opponent	Score	RPI	S	Opponent	Score		RPI	S	Opponent	Score	RPI	S	Opponent	Score
21	A	Kentucky	39 86	31	H	Western Ky.	56 60		57	A	Middle Tenn.	59 83	119	A	UAB	83 75
25	A	Old Dominion	51 54						65	H	Rice	62 51	121	A	Davidson	75 64
25	H	Old Dominion	63 59						71	N	Boston College	84 68	123	H	Richmond	78 59
									88	H	Fordham	51 76	129	A	Wake Forest	77 65
													159	N	Tulane	60 56
													179	H	Delaware	61 57
													183	H	Gardner-Webb	74 49
													192	A	Fla. Atlantic	44 65
													202	A	Southern Miss.	59 55
													202	H	Southern Miss.	63 59
													221	A	UTEP	76 82
													233	H	Marshall	52 46
													247	A	East Carolina	59 47
													260	H	North Texas	72 59
													265	H	Louisiana Tech	55 37
													303	A	FIU	64 50
													310	A	UTSA	67 47
													325	H	UMES	64 44
LAST 10 Division I																
202	A	Southern Miss.	59 55	221	A	UTEP	76 82									
25	H	Old Dominion	63 59	202	H	Southern Miss.	63 59									
65	H	Rice	62 51	265	H	Louisiana Tech	55 37									
260	H	North Texas	72 59	303	A	FIU	64 50									
310	A	UTSA	67 47	192	A	Fla. Atlantic	44 65									

Non-Div I Games:

Charlotte

■ Loss, 
 ■ Non-Conf, S Site, 
 ■ Home 
 ■ Away 
 N Neutral



# Chattanooga

Through Games Of Feb. 27, 2020

Average RPI Win:	233	WON-LOST	WINNING	LAST 10	STRENGTH OF	OPP. STRENGTH	TEAM	ADJ.	CONF.	ADJ CONF.
Average RPI Loss:	132	RECORD	PCT. RANK	GAMES	SCHEDULE	OF SCHEDULE	RPI	RPI	RPI	RPI
DIV. I ONLY	10- 17	255	7-3	94	209	196	196	27	27	
DIV. I NON-CONF.	1- 13	337	0	10	81	211	211	22	22	
TOTALS	RPI 1-25	RPI 26-50	W-L RECORDS	RPI 51-100	RPI 101-150	RPI 150+				
10- 17	0- 2	0- 2	OVERALL	0- 5	2- 2	8- 6				
5- 7	0- 0	0- 2	HOME	0- 1	1- 1	4- 3				
5- 10	0- 2	0- 0	AWAY	0- 4	1- 1	4- 3				
0- 0	0- 0	0- 0	NEUTRAL	0- 0	0- 0	0- 0				
1- 13	0- 2	0- 2	NON-CONFERENCE	0- 5	1- 1	0- 3				
0- 6	0- 0	0- 2	HOME	0- 1	0- 1	0- 2				
1- 7	0- 2	0- 0	AWAY	0- 4	1- 0	0- 1				
0- 0	0- 0	0- 0	NEUTRAL	0- 0	0- 0	0- 0				
9- 4	0- 0	0- 0	CONFERENCE	0- 0	1- 1	8- 3				
5- 1	0- 0	0- 0	HOME	0- 0	1- 0	4- 1				
4- 3	0- 0	0- 0	AWAY	0- 0	0- 1	4- 2				
0- 0	0- 0	0- 0	NEUTRAL	0- 0	0- 0	0- 0				

RPI S	Opponent	Score	RPI S	Opponent	Score	RPI S	Opponent	Score	RPI S	Opponent	Score	Team's RPI: 196
6	A Louisville	37 86	40	H Purdue	34 66	51	A Belmont	50 63	104	A Liberty	71 54	
23	A NC State	38 74	47	H Troy	51 90	55	A UT Martin	51 78	141	A UNC Greensboro	41 49	
						61	H Ohio	58 70	141	H UNC Greensboro	74 59	
						73	A South Dakota St.	56 71	143	H Hampton	55 84	
						80	A Cincinnati	53 72	160	A Samford	46 60	
									160	H Samford	64 58	
									178	H Austin Peay	49 50	
									214	A Furman	69 63	
									214	H Furman	60 52	
									224	H Northern Colo.	42 59	
									269	A Wofford	51 49	
									269	H Wofford	80 76	
									288	A Eastern Ky.	65 71	
									289	A ETSU	91 82	
									329	A Mercer	48 55	
									329	H Mercer	58 52	
									340	A Western Caro.	59 52	
									340	H Western Caro.	53 61	
LAST 10 Division I												
160	H Samford	64 58	141	H UNC Greensboro	74 59							
329	H Mercer	58 52	289	A ETSU	91 82							
269	A Wofford	51 49	329	A Mercer	48 55							
214	A Furman	69 63	160	A Samford	46 60							
340	H Western Caro.	53 61	214	H Furman	60 52							

Non-Div I Games:

Chattanooga

Loss, Non-Conf, S Site, H Home A Away N Neutral

Average RPI Win: <b>244</b>		WON-LOST	WINNING	LAST 10	STRENGTH OF	OPP. STRENGTH	TEAM	ADJ.	CONF.	ADJ CONF.
Average RPI Loss: <b>237</b>		RECORD	PCT. RANK	GAMES	SCHEDULE	OF SCHEDULE	RPI	RPI	RPI	RPI
DIV. I ONLY		1- 25	350	1-9	313	327	348	348	31	31
DIV. I NON-CONF.		0- 13	338	0	263	265	342	342	32	32
TOTALS		RPI 1-25	RPI 26-50	W-L RECORDS	RPI 51-100	RPI 101-150	RPI 150+			
1- 25	0- 1		0- 0	OVERALL	0- 0	0- 5	1- 19			
0- 11	0- 1		0- 0	HOME	0- 0	0- 2	0- 8			
1- 13	0- 0		0- 0	AWAY	0- 0	0- 3	1- 10			
0- 1	0- 0		0- 0	NEUTRAL	0- 0	0- 0	0- 1			
0- 13	0- 1		0- 0	NON-CONFERENCE	0- 0	0- 5	0- 7			
0- 6	0- 1		0- 0	HOME	0- 0	0- 2	0- 3			
0- 6	0- 0		0- 0	AWAY	0- 0	0- 3	0- 3			
0- 1	0- 0		0- 0	NEUTRAL	0- 0	0- 0	0- 1			
1- 12	0- 0		0- 0	CONFERENCE	0- 0	0- 0	1- 12			
0- 5	0- 0		0- 0	HOME	0- 0	0- 0	0- 5			
1- 7	0- 0		0- 0	AWAY	0- 0	0- 0	1- 7			
0- 0	0- 0		0- 0	NEUTRAL	0- 0	0- 0	0- 0			

[illegible]

Non-Div I Games:

Chicago St.

Loss, Non-Conf, S Site, H Home A Away N Neutral

Average RPI Win: <b>180</b>	WON-LOST	WINNING	LAST 10	STRENGTH OF	OPP. STRENGTH	TEAM	ADJ.	CONF.	ADJ CONF.
Average RPI Loss: <b>50</b>	RECORD	PCT. RANK	GAMES	SCHEDULE	OF SCHEDULE	RPI	RPI	RPI	RPI
DIV. I ONLY	<b>18- 9</b>	<b>72</b>	<b>7-3</b>	<b>104</b>	<b>64</b>	<b>80</b>	<b>80</b>	<b>9</b>	<b>9</b>
DIV. I NON-CONF.	<b>9- 4</b>	<b>84</b>	<b>0</b>	<b>194</b>	<b>47</b>	<b>127</b>	<b>127</b>	<b>10</b>	<b>10</b>
TOTALS	RPI 1-25	RPI 26-50	W-L RECORDS	RPI 51-100	RPI 101-150	RPI 150+			
18- 9	0- 4	1- 2	OVERALL	3- 2	2- 0	12- 1			
13- 3	0- 2	1- 0	HOME	3- 1	1- 0	8- 0			
5- 4	0- 1	0- 1	AWAY	0- 1	1- 0	4- 1			
0- 2	0- 1	0- 1	NEUTRAL	0- 0	0- 0	0- 0			
9- 4	0- 2	0- 1	NON-CONFERENCE	1- 1	2- 0	6- 0			
7- 2	0- 1	0- 0	HOME	1- 1	1- 0	5- 0			
2- 0	0- 0	0- 0	AWAY	0- 0	1- 0	1- 0			
0- 2	0- 1	0- 1	NEUTRAL	0- 0	0- 0	0- 0			
9- 5	0- 2	1- 1	CONFERENCE	2- 1	0- 0	6- 1			
6- 1	0- 1	1- 0	HOME	2- 0	0- 0	3- 0			
3- 4	0- 1	0- 1	AWAY	0- 1	0- 0	3- 1			
0- 0	0- 0	0- 0	NEUTRAL	0- 0	0- 0	0- 0			

RPI 1-25				RPI 26-50				RPI 51-100 Team's RPI: 80				RPI 101+			
RPI	S	Opponent	Score	RPI	S	Opponent	Score	RPI	S	Opponent	Score	RPI	S	Opponent	Score
5	A	UConn	50 <b>80</b>	38	A	UCF	42 <b>49</b>	68	H	Ball St.	63 56	105	A	VCU	58 56
5	H	UConn	58 <b>105</b>	38	H	UCF	81 64	72	A	South Fla.	68 <b>76</b>	110	H	Utah	68 62
10	N	Iowa	61 <b>69</b>	50	N	Bucknell	48 <b>56</b>	72	H	South Fla.	60 55	159	A	Tulane	59 <b>64</b>
24	H	Ohio St.	73 <b>78</b>					89	H	Saint Louis	50 <b>60</b>	159	H	Tulane	87 63
								94	H	Temple	86 81	193	A	Memphis	73 66
												196	H	Chattanooga	72 53
												198	A	Houston	74 65
												198	H	Houston	85 66
												199	H	Miami (OH)	98 68
												223	A	SMU	73 58
												248	H	Alabama A&M	62 47
												256	A	Xavier	85 78
												267	H	Tulsa	78 53
												292	H	Pittsburgh	69 53
												331	H	Coppin St.	86 40
LAST 10 Division I															
				5	H	UConn	58 <b>105</b>	223	A	SMU	73 58				
				159	H	Tulane	87 63	72	H	South Fla.	60 55				
				198	A	Houston	74 65	5	A	UConn	50 <b>80</b>				
				38	A	UCF	42 <b>49</b>	94	H	Temple	86 81				
				267	H	Tulsa	78 53	198	H	Houston	85 66				

Non-Div I Games:

Cincinnati

Average RPI Win:	233	WON-LOST	WINNING	LAST 10	STRENGTH OF	OPP. STRENGTH	TEAM	ADJ.	CONF.	ADJ CONF.
Average RPI Loss:	82	RECORD	PCT. RANK	GAMES	SCHEDULE	OF SCHEDULE	RPI	RPI	RPI	RPI
DIV. I ONLY	7- 21	307	0-10	66	67	222	222	5	5	
DIV. I NON-CONF.	4- 7	225	0	136	191	226	226	4	4	
TOTALS	RPI 1-25	RPI 26-50	W-L RECORDS	RPI 51-100	RPI 101-150	RPI 150+				
7- 21	0- 5	1- 3	OVERALL	0- 7	1- 3	5- 3				
4- 10	0- 3	1- 1	HOME	0- 3	0- 1	3- 2				
2- 10	0- 1	0- 2	AWAY	0- 4	1- 2	1- 1				
1- 1	0- 1	0- 0	NEUTRAL	0- 0	0- 0	1- 0				
4- 7	0- 3	0- 0	NON-CONFERENCE	0- 1	0- 0	4- 3				
2- 4	0- 1	0- 0	HOME	0- 1	0- 0	2- 2				
1- 2	0- 1	0- 0	AWAY	0- 0	0- 0	1- 1				
1- 1	0- 1	0- 0	NEUTRAL	0- 0	0- 0	1- 0				
3- 14	0- 2	1- 3	CONFERENCE	0- 6	1- 3	1- 0				
2- 6	0- 2	1- 1	HOME	0- 2	0- 1	1- 0				
1- 8	0- 0	0- 2	AWAY	0- 4	1- 2	0- 0				
0- 0	0- 0	0- 0	NEUTRAL	0- 0	0- 0	0- 0				

RPI 1-25				RPI 26-50				RPI 51-100				RPI 101+ Team's RPI: 222			
RPI	S	Opponent	Score	RPI	S	Opponent	Score	RPI	S	Opponent	Score	RPI	S	Opponent	Score
2	H	South Carolina	48 84	26	H	Duke	62 58	52	H	Alabama	54 67	112	A	Notre Dame	71 55
3	N	Maryland	44 63	28	A	Florida St.	54 81	53	A	Virginia	54 70	122	A	North Carolina	72 86
6	H	Louisville	50 75	28	H	Florida St.	64 81	70	A	Georgia Tech	47 49	129	A	Wake Forest	58 63
10	A	Iowa	60 74	35	A	Virginia Tech	50 71	71	H	Boston College	68 70	129	H	Wake Forest	52 66
23	H	NC State	60 79					96	A	Miami (FL)	64 68	156	H	N.C. A&T	74 82
								96	H	Miami (FL)	48 63	209	A	Penn St.	55 68
								98	A	Syracuse	46 59	214	H	Furman	77 71
												292	H	Pittsburgh	75 67
												315	H	Navy	52 65
												327	H	Alabama St.	76 43
												329	A	Mercer	65 61
												332	N	Alcorn	77 46
LAST 10 Division I															
28	A	Florida St.	54 81	53	A	Virginia	54 70								
98	A	Syracuse	46 59	122	A	North Carolina	72 86								
96	H	Miami (FL)	48 63	23	H	NC State	60 79								
129	H	Wake Forest	52 66	35	A	Virginia Tech	50 71								
71	H	Boston College	68 70	96	A	Miami (FL)	64 68								

Non-Div I Games:

Clemson

■ Loss, 
 ■ Non-Conf, 
 ■ S Site, 
 ■ H Home 
 ■ A Away 
 N Neutral

Average RPI Win:	279	WON-LOST	WINNING	LAST 10	STRENGTH OF	OPP. STRENGTH	TEAM	ADJ.	CONF.	ADJ CONF.
Average RPI Loss:	167	RECORD	PCT. RANK	GAMES	SCHEDULE	OF SCHEDULE	RPI	RPI	RPI	RPI
DIV. I ONLY	17- 9	77	5-5	349	246	200	200	22	22	
DIV. I NON-CONF.	8- 1	26	0	351	248	176	176	21	21	
TOTALS	RPI 1-25	RPI 26-50	W-L RECORDS	RPI 51-100	RPI 101-150	RPI 150+				
17- 9	0- 0	0- 0	OVERALL	0- 2	0- 4	17- 3				
7- 3	0- 0	0- 0	HOME	0- 1	0- 2	7- 0				
10- 6	0- 0	0- 0	AWAY	0- 1	0- 2	10- 3				
0- 0	0- 0	0- 0	NEUTRAL	0- 0	0- 0	0- 0				
8- 1	0- 0	0- 0	NON-CONFERENCE	0- 0	0- 0	8- 1				
1- 0	0- 0	0- 0	HOME	0- 0	0- 0	1- 0				
7- 1	0- 0	0- 0	AWAY	0- 0	0- 0	7- 1				
0- 0	0- 0	0- 0	NEUTRAL	0- 0	0- 0	0- 0				
9- 8	0- 0	0- 0	CONFERENCE	0- 2	0- 4	9- 2				
6- 3	0- 0	0- 0	HOME	0- 1	0- 2	6- 0				
3- 5	0- 0	0- 0	AWAY	0- 1	0- 2	3- 2				
0- 0	0- 0	0- 0	NEUTRAL	0- 0	0- 0	0- 0				

RPI S	Opponent	Score	RPI S	Opponent	Score	RPI S	Opponent	Score	RPI S	Opponent	Score	Team's RPI: 200
						64	A IUPUI	48 58	117	A Green Bay	51 81	
						64	H IUPUI	53 78	117	H Green Bay	54 74	
									150	A Wright St.	62 78	
									150	H Wright St.	73 75	
									157	H Akron	66 62	
									184	A Northern Ky.	73 68	
									184	H Northern Ky.	66 62	
									229	H Milwaukee	58 49	
									251	A Bowling Green	62 89	
									259	A Youngstown St.	72 84	
									259	H Youngstown St.	60 52	
									263	A Delaware St.	57 49	
									279	A Oakland	79 58	
									279	H Oakland	83 64	
									289	A ETSU	62 54	
									294	A St. Bonaventure	65 62	
									312	A Omaha	79 66	
									319	A Hofstra	61 51	
									330	A LIU Brooklyn	79 49	
									333	A Detroit Mercy	59 70	
									333	H Detroit Mercy	68 63	
									340	A Western Caro.	68 61	
									342	A UIC	83 43	
									342	H UIC	84 44	
LAST 10 Division I												
			117	A Green Bay	51 81		184	H Northern Ky.	66 62			
			333	H Detroit Mercy	68 63		342	A UIC	83 43			
			279	H Oakland	83 64		64	A IUPUI	48 58			
			259	A Youngstown St.	72 84		117	H Green Bay	54 74			
			150	H Wright St.	73 75		229	H Milwaukee	58 49			

Non-Div I Games: Davis &amp; Elkins 110 41 Lake Erie 95 49

Cleveland St.

■ Loss, 
 ■ Non-Conf, 
 ■ S Site, 
 ■ Home 
 ■ A Away 
 N Neutral

Average RPI Win:	245	WON-LOST	WINNING	LAST 10	STRENGTH OF	OPP. STRENGTH	TEAM	ADJ.	CONF.	ADJ CONF.
Average RPI Loss:	142	RECORD	PCT. RANK	GAMES	SCHEDULE	OF SCHEDULE	RPI	RPI	RPI	RPI
DIV. I ONLY	22- 3	12	9-1	318	262	93	93	21	21	
DIV. I NON-CONF.	8- 1	26	0	342	320	167	167	20	20	
TOTALS	RPI 1-25	RPI 26-50	W-L RECORDS	RPI 51-100	RPI 101-150	RPI 150+				
22- 3	0- 0	1- 1	OVERALL	0- 0	3- 1	18- 1				
11- 1	0- 0	1- 0	HOME	0- 0	2- 1	8- 0				
10- 2	0- 0	0- 1	AWAY	0- 0	1- 0	9- 1				
1- 0	0- 0	0- 0	NEUTRAL	0- 0	0- 0	1- 0				
8- 1	0- 0	0- 0	NON-CONFERENCE	0- 0	1- 1	7- 0				
4- 1	0- 0	0- 0	HOME	0- 0	1- 1	3- 0				
3- 0	0- 0	0- 0	AWAY	0- 0	0- 0	3- 0				
1- 0	0- 0	0- 0	NEUTRAL	0- 0	0- 0	1- 0				
14- 2	0- 0	1- 1	CONFERENCE	0- 0	2- 0	11- 1				
7- 0	0- 0	1- 0	HOME	0- 0	1- 0	5- 0				
7- 2	0- 0	0- 1	AWAY	0- 0	1- 0	6- 1				
0- 0	0- 0	0- 0	NEUTRAL	0- 0	0- 0	0- 0				

RPI 1-25				RPI 26-50				RPI 51-100				Team's RPI: 93		RPI 101+			
RPI	S	Opponent	Score	RPI	S	Opponent	Score	RPI	S	Opponent	Score	RPI	S	Opponent	Score		
				47	A	Troy	77 84					107	A	UT Arlington	80 62		
				47	H	Troy	124 103					107	H	UT Arlington	62 56		
												123	H	Richmond	67 79		
												141	H	UNC Greensboro	63 54		
												182	N	Elon	76 65		
												195	A	Little Rock	68 48		
												234	H	George Mason	74 59		
												239	A	Appalachian St.	80 53		
												243	A	South Alabama	71 62		
												243	H	South Alabama	76 73		
												255	A	Texas St.	69 59		
												255	H	Texas St.	75 67		
												257	A	Arkansas St.	61 63		
												269	A	Wofford	78 73		
												273	A	UNCW	62 43		
												300	A	Ga. Southern	90 74		
												300	H	Ga. Southern	66 59		
												309	A	Georgia St.	66 50		
												309	H	Georgia St.	87 45		
												335	H	Ark.-Pine Bluff	76 69		
												340	A	Western Caro.	66 43		
												347	H	La.-Monroe	88 69		
												350	H	South Carolina St.	85 44		
LAST 10 Division I																	
				347	H	La.-Monroe	88 69			107	A	UT Arlington	80 62				
				309	A	Georgia St.	66 50			255	A	Texas St.	69 59				
				300	A	Ga. Southern	90 74			309	H	Georgia St.	87 45				
				243	H	South Alabama	76 73			300	H	Ga. Southern	66 59				
				47	H	Troy	124 103			257	A	Arkansas St.	61 63				

Non-Div I Games: UNC Pembroke 86 44 Wesleyan (GA) 132 32

Coastal Caro.

■ Loss, 
 ■ Non-Conf, 
 ■ S Site, 
 ■ Home 
 ■ Away 
 N Neutral

Average RPI Win:	258	WON-LOST	WINNING	LAST 10	STRENGTH OF	OPP. STRENGTH	TEAM	ADJ.	CONF.	ADJ CONF.
Average RPI Loss:	160	RECORD	PCT. RANK	GAMES	SCHEDULE	OF SCHEDULE	RPI	RPI	RPI	RPI
DIV. I ONLY	10- 14	227	2-8	298	218	264	264	14	14	
DIV. I NON-CONF.	6- 4	123	0	347	342	263	263	13	13	
TOTALS	RPI 1-25	RPI 26-50	W-L RECORDS	RPI 51-100	RPI 101-150	RPI 150+				
10- 14	0- 0	1- 2	OVERALL	0- 0	0- 5	9- 7				
5- 6	0- 0	1- 1	HOME	0- 0	0- 2	4- 3				
5- 8	0- 0	0- 1	AWAY	0- 0	0- 3	5- 4				
0- 0	0- 0	0- 0	NEUTRAL	0- 0	0- 0	0- 0				
6- 4	0- 0	0- 0	NON-CONFERENCE	0- 0	0- 2	6- 2				
2- 2	0- 0	0- 0	HOME	0- 0	0- 1	2- 1				
4- 2	0- 0	0- 0	AWAY	0- 0	0- 1	4- 1				
0- 0	0- 0	0- 0	NEUTRAL	0- 0	0- 0	0- 0				
4- 10	0- 0	1- 2	CONFERENCE	0- 0	0- 3	3- 5				
3- 4	0- 0	1- 1	HOME	0- 0	0- 1	2- 2				
1- 6	0- 0	0- 1	AWAY	0- 0	0- 2	1- 3				
0- 0	0- 0	0- 0	NEUTRAL	0- 0	0- 0	0- 0				

RPI 1-25			RPI 26-50			RPI 51-100			RPI 101+			Team's RPI: 264			
RPI	S	Opponent	Score	RPI	S	Opponent	Score	RPI	S	Opponent	Score	RPI	S	Opponent	Score
				41	A	James Madison	50 81					114	A	William & Mary	60 85
				41	H	James Madison	53 87					114	H	William & Mary	74 80
				42	H	Drexel	73 59					125	A	Northeastern	68 72
												129	A	Wake Forest	50 106
												141	H	UNC Greensboro	56 69
												175	A	High Point	79 70
												177	A	Towson	72 83
												177	H	Towson	62 79
												179	H	Delaware	84 73
												182	A	Elon	48 90
												182	H	Elon	57 85
												234	H	George Mason	61 72
												253	A	Winthrop	84 73
												273	A	UNCW	50 74
												273	H	UNCW	67 63
												307	H	N.C. Central	85 78
												308	A	Presbyterian	54 58
												319	A	Hofstra	63 60
												340	H	Western Caro.	73 62
												344	A	Charleston So.	79 70
												350	A	South Carolina St.	76 55
LAST 10 Division I															
				273	A	UNCW	50 74					319	A	Hofstra	63 60
				177	A	Towson	72 83					125	A	Northeastern	68 72
				41	A	James Madison	50 81					273	H	UNCW	67 63
				182	H	Elon	57 85					41	H	James Madison	53 87
				114	H	William & Mary	74 80					177	H	Towson	62 79

Non-Div I Games: Coker 82 57

Col. of Charleston

■ Loss, 
 ■ Non-Conf, S Site, 
 ■ Home 
 ■ Away 
 N Neutral

Average RPI Win: <b>228</b>	WON-LOST	WINNING	LAST 10	STRENGTH OF	OPP. STRENGTH	TEAM	ADJ.	CONF.	ADJ CONF.
Average RPI Loss: <b>92</b>	RECORD	PCT. RANK	GAMES	SCHEDULE	OF SCHEDULE	RPI	RPI	RPI	RPI
DIV. I ONLY	19- 8	57	6-4	194	162	95	95	15	15
DIV. I NON-CONF.	8- 3	68	0	227	180	83	83	15	15
TOTALS	RPI 1-25	RPI 26-50	W-L RECORDS	RPI 51-100	RPI 101-150	RPI 150+			
19- 8	0- 1	0- 2	OVERALL	1- 2	4- 1	14- 2			
11- 2	0- 0	0- 1	HOME	1- 0	1- 1	9- 0			
8- 6	0- 1	0- 1	AWAY	0- 2	3- 0	5- 2			
0- 0	0- 0	0- 0	NEUTRAL	0- 0	0- 0	0- 0			
8- 3	0- 1	0- 0	NON-CONFERENCE	1- 2	0- 0	7- 0			
5- 0	0- 0	0- 0	HOME	1- 0	0- 0	4- 0			
3- 3	0- 1	0- 0	AWAY	0- 2	0- 0	3- 0			
0- 0	0- 0	0- 0	NEUTRAL	0- 0	0- 0	0- 0			
11- 5	0- 0	0- 2	CONFERENCE	0- 0	4- 1	7- 2			
6- 2	0- 0	0- 1	HOME	0- 0	1- 1	5- 0			
5- 3	0- 0	0- 1	AWAY	0- 0	3- 0	2- 2			
0- 0	0- 0	0- 0	NEUTRAL	0- 0	0- 0	0- 0			

RPI 1-25				RPI 26-50				RPI 51-100				Team's RPI: 95	RPI 101+			
RPI	S	Opponent	Score	RPI	S	Opponent	Score	RPI	S	Opponent	Score		RPI	S	Opponent	Score
7	A	Northwestern	44 73	50	A	Bucknell	43 66	52	A	Alabama	52 72		130	A	Boston U.	70 61
				50	H	Bucknell	65 76	67	H	Yale	70 67		130	H	Boston U.	58 60
								89	A	Saint Louis	51 61		131	A	Holy Cross	80 69
													131	H	Holy Cross	71 60
													134	A	Lehigh	82 73
													168	A	Lafayette	39 55
													168	H	Lafayette	73 52
													188	A	Cornell	62 58
													189	A	American	61 63
													189	H	American	63 62
													227	H	UMass Lowell	73 51
													261	A	Loyola Maryland	76 74
													261	H	Loyola Maryland	79 70
													281	H	Wagner	74 58
													283	H	Niagara	85 72
													284	H	Siena	88 51
													295	H	Army West Point	100 93
													315	A	Navy	65 53
													315	H	Navy	80 55
													326	A	NJIT	79 52
													339	A	Canisius	90 69
LAST 10 Division I																
				50	H	Bucknell	65 76	315	A	Navy	65 53					
				131	A	Holy Cross	80 69	131	H	Holy Cross	71 60					
				134	A	Lehigh	82 73	168	A	Lafayette	39 55					
				261	H	Loyola Maryland	79 70	189	H	American	63 62					
				130	H	Boston U.	58 60	50	A	Bucknell	43 66					

Non-Div I Games:

Colgate

■ Loss, 
 ■ Non-Conf, S Site, 
 ■ Home 
 ■ Away 
 N Neutral



Average RPI Win:	173	WON-LOST	WINNING	LAST 10	STRENGTH OF	OPP. STRENGTH	TEAM	ADJ.	CONF.	ADJ CONF.
Average RPI Loss:	39	RECORD	PCT. RANK	GAMES	SCHEDULE	OF SCHEDULE	RPI	RPI	RPI	RPI
DIV. I ONLY	16- 11	119	3-7	59	14	77	77	1	1	
DIV. I NON-CONF.	11- 0	1	0	294	158	49	49	1	1	
<hr/>										
TOTALS	RPI 1-25	RPI 26-50	W-L RECORDS	RPI 51-100	RPI 101-150	RPI 150+				
16- 11	1- 7	0- 1	OVERALL	1- 0	6- 3	8- 0				
9- 6	1- 4	0- 1	HOME	1- 0	3- 1	4- 0				
6- 5	0- 3	0- 0	AWAY	0- 0	2- 2	4- 0				
1- 0	0- 0	0- 0	NEUTRAL	0- 0	1- 0	0- 0				
11- 0	0- 0	0- 0	NON-CONFERENCE	0- 0	3- 0	8- 0				
6- 0	0- 0	0- 0	HOME	0- 0	2- 0	4- 0				
4- 0	0- 0	0- 0	AWAY	0- 0	0- 0	4- 0				
1- 0	0- 0	0- 0	NEUTRAL	0- 0	1- 0	0- 0				
5- 11	1- 7	0- 1	CONFERENCE	1- 0	3- 3	0- 0				
3- 6	1- 4	0- 1	HOME	1- 0	1- 1	0- 0				
2- 5	0- 3	0- 0	AWAY	0- 0	2- 2	0- 0				
0- 0	0- 0	0- 0	NEUTRAL	0- 0	0- 0	0- 0				

RPI 1-25				RPI 26-50				RPI 51-100 Team's RPI: 77				RPI 101+			
RPI	S	Opponent	Score	RPI	S	Opponent	Score	RPI	S	Opponent	Score	RPI	S	Opponent	Score
1	A	Oregon	46 104	27	H	Arizona St.	59 65	82	H	Southern California	66 53	109	A	Washington St.	59 69
1	H	Oregon	53 101									110	A	Utah	80 70
8	A	Stanford	68 76									110	H	Utah	69 84
8	H	Stanford	66 69									119	N	UAB	77 69
11	H	UCLA	62 65									126	A	Washington	52 61
16	A	Oregon St.	60 72									135	A	California	62 50
16	H	Oregon St.	52 79									135	H	California	64 57
22	H	Arizona	50 38									145	H	Wisconsin	74 57
												147	H	Texas Southern	74 50
												159	A	Tulane	62 52
												164	A	Wyoming	66 56
												170	H	Jacksonville	66 44
												236	H	Denver	96 70
												256	A	Xavier	62 53
												272	H	Indiana St.	59 46
												282	A	Colorado St.	79 75
												326	H	NJIT	80 57
<hr/>															
LAST 10 Division I															
22	H	Arizona	50 38	109	A	Washington St.	59 69								
27	H	Arizona St.	59 65	1	H	Oregon	53 101								
8	H	Stanford	66 69	16	H	Oregon St.	52 79								
135	H	California	64 57	135	A	California	62 50								
126	A	Washington	52 61	8	A	Stanford	68 76								

Non-Div I Games:

Colorado

■ Loss, 
 ■ Non-Conf, S Site, 
 ■ Home 
 ■ Away 
 N Neutral

Average RPI Win:	261	WON-LOST	WINNING	LAST 10	STRENGTH OF	OPP. STRENGTH	TEAM	ADJ.	CONF.	ADJ CONF.
Average RPI Loss:	167	RECORD	PCT. RANK	GAMES	SCHEDULE	OF SCHEDULE	RPI	RPI	RPI	RPI
DIV. I ONLY	10- 17	255	3-7	256	213	282	282	17	17	
DIV. I NON-CONF.	4- 5	195	0	308	262	274	274	19	19	
TOTALS	RPI 1-25	RPI 26-50	W-L RECORDS	RPI 51-100	RPI 101-150	RPI 150+				
10- 17	0- 0	0- 0	OVERALL	0- 4	0- 2	10- 11				
7- 7	0- 0	0- 0	HOME	0- 2	0- 1	7- 4				
3- 10	0- 0	0- 0	AWAY	0- 2	0- 1	3- 7				
0- 0	0- 0	0- 0	NEUTRAL	0- 0	0- 0	0- 0				
4- 5	0- 0	0- 0	NON-CONFERENCE	0- 2	0- 1	4- 2				
3- 2	0- 0	0- 0	HOME	0- 1	0- 0	3- 1				
1- 3	0- 0	0- 0	AWAY	0- 1	0- 1	1- 1				
0- 0	0- 0	0- 0	NEUTRAL	0- 0	0- 0	0- 0				
6- 12	0- 0	0- 0	CONFERENCE	0- 2	0- 1	6- 9				
4- 5	0- 0	0- 0	HOME	0- 1	0- 1	4- 3				
2- 7	0- 0	0- 0	AWAY	0- 1	0- 0	2- 6				
0- 0	0- 0	0- 0	NEUTRAL	0- 0	0- 0	0- 0				

RPI 1-25				RPI 26-50				RPI 51-100				RPI 101+				Team's RPI: 282	
RPI	S	Opponent	Score	RPI	S	Opponent	Score	RPI	S	Opponent	Score	RPI	S	Opponent	Score		
								59	A	Tennessee	41	79	101	H	Boise St.	69	72
								75	A	Fresno St.	53	55	120	A	Idaho	54	61
								75	H	Fresno St.	61	79	153	A	San Jose St.	64	69
								77	H	Colorado	75	79	153	H	San Jose St.	53	58
													164	A	Wyoming	56	49
													164	H	Wyoming	40	43
													181	H	Northern Ill.	75	80
													216	A	UNLV	52	56
													216	H	UNLV	60	56
													219	A	New Mexico	62	73
													224	A	Northern Colo.	75	58
													232	A	San Diego St.	49	59
													232	H	San Diego St.	61	64
													246	A	Nevada	63	74
													246	H	Nevada	75	70
													258	H	Incarnate Word	75	47
													267	A	Tulsa	55	61
													277	A	Air Force	44	49
													277	H	Air Force	60	40
													285	A	Utah St.	67	61
													285	H	Utah St.	56	55
													305	H	UC Riverside	52	40
													351	H	Mississippi Val.	65	46
LAST 10 Division I																	
				277	A	Air Force	44	49	285	A	Utah St.	67	61				
				232	H	San Diego St.	61	64	75	H	Fresno St.	61	79				
				153	A	San Jose St.	64	69	216	A	UNLV	52	56				
				216	H	UNLV	60	56	246	A	Nevada	63	74				
				164	H	Wyoming	40	43	285	H	Utah St.	56	55				

Non-Div I Games: Western St. 56 47 Chadron St. 102 51

Colorado St.

■ Loss, 
 ■ Non-Conf, 
 ■ S Site, 
 ■ Home 
 ■ A Away 
 N Neutral

Average RPI Win: <b>204</b>	WON-LOST	WINNING	LAST 10	STRENGTH OF	OPP. STRENGTH	TEAM	ADJ.	CONF.	ADJ CONF.
Average RPI Loss: <b>141</b>	RECORD	PCT. RANK	GAMES	SCHEDULE	OF SCHEDULE	RPI	RPI	RPI	RPI
DIV. I ONLY	15- 8	82	6-4	240	134	128	128	7	7
DIV. I NON-CONF.	9- 4	84	0	333	233	186	186	8	8
TOTALS	RPI 1-25	RPI 26-50	W-L RECORDS	RPI 51-100	RPI 101-150	RPI 150+			
15- 8	0- 1	0- 1	OVERALL	3- 1	2- 2	10- 3			
10- 2	0- 0	0- 0	HOME	2- 1	1- 0	7- 1			
5- 6	0- 1	0- 1	AWAY	1- 0	1- 2	3- 2			
0- 0	0- 0	0- 0	NEUTRAL	0- 0	0- 0	0- 0			
9- 4	0- 0	0- 0	NON-CONFERENCE	1- 0	2- 2	6- 2			
6- 1	0- 0	0- 0	HOME	1- 0	1- 0	4- 1			
3- 3	0- 0	0- 0	AWAY	0- 0	1- 2	2- 1			
0- 0	0- 0	0- 0	NEUTRAL	0- 0	0- 0	0- 0			
6- 4	0- 1	0- 1	CONFERENCE	2- 1	0- 0	4- 1			
4- 1	0- 0	0- 0	HOME	1- 1	0- 0	3- 0			
2- 3	0- 1	0- 1	AWAY	1- 0	0- 0	1- 1			
0- 0	0- 0	0- 0	NEUTRAL	0- 0	0- 0	0- 0			

RPI 1-25				RPI 26-50				RPI 51-100				RPI 101+ Team's RPI: 128			
RPI	S	Opponent	Score	RPI	S	Opponent	Score	RPI	S	Opponent	Score	RPI	S	Opponent	Score
9	A	Princeton	55 <b>77</b>	48	A	Penn	84 <b>86</b>	67	A	Yale	74 65	118	A	Vanderbilt	51 <b>72</b>
								67	H	Yale	60 <b>85</b>	121	H	Davidson	63 60
								88	H	Fordham	70 51	132	A	Robert Morris	61 59
								97	H	Harvard	89 64	142	A	Buffalo	75 <b>82</b>
												165	H	Dartmouth	73 63
												188	A	Cornell	77 <b>80</b>
												188	H	Cornell	76 66
												225	A	Brown	76 66
												225	H	Brown	74 60
												229	H	Milwaukee	74 46
												235	H	Saint Joseph's	57 <b>71</b>
												240	H	Georgetown	54 49
												295	A	Army West Point	71 62
												321	A	Albany (NY)	78 <b>82</b>
												326	H	NJIT	99 43
												329	H	Mercer	77 48
												336	A	Tennessee St.	75 65
LAST 10 Division I															
67	A	Yale	74 65	48	A	Penn	84 <b>86</b>	225	H	Brown	74 60	67	H	Yale	60 <b>85</b>
225	A	Brown	76 66	225	H	Brown	74 60	188	A	Cornell	77 <b>80</b>	188	H	Cornell	76 66
97	H	Harvard	89 64	67	H	Yale	60 <b>85</b>								
165	H	Dartmouth	73 63												
9	A	Princeton	55 <b>77</b>												

Non-Div I Games:

Columbia

■ Loss, 
 ■ Non-Conf, S Site, 
 ■ Home 
 ■ Away 
 N Neutral

Average RPI Win:	285	WON-LOST	WINNING	LAST 10	STRENGTH OF	OPP. STRENGTH	TEAM	ADJ.	CONF.	ADJ CONF.
Average RPI Loss:	196	RECORD	PCT. RANK	GAMES	SCHEDULE	OF SCHEDULE	RPI	RPI	RPI	RPI
DIV. I ONLY	3- 23	333	3-7	239	304	331	331	29	29	
DIV. I NON-CONF.	0- 12	338	0	114	170	321	321	29	29	
TOTALS	RPI 1-25	RPI 26-50	W-L RECORDS	RPI 51-100	RPI 101-150	RPI 150+				
3- 23	0- 0	0- 2	OVERALL	0- 4	0- 2	3- 15				
1- 9	0- 0	0- 0	HOME	0- 0	0- 0	1- 9				
2- 14	0- 0	0- 2	AWAY	0- 4	0- 2	2- 6				
0- 0	0- 0	0- 0	NEUTRAL	0- 0	0- 0	0- 0				
0- 12	0- 0	0- 2	NON-CONFERENCE	0- 4	0- 1	0- 5				
0- 2	0- 0	0- 0	HOME	0- 0	0- 0	0- 2				
0- 10	0- 0	0- 2	AWAY	0- 4	0- 1	0- 3				
0- 0	0- 0	0- 0	NEUTRAL	0- 0	0- 0	0- 0				
3- 11	0- 0	0- 0	CONFERENCE	0- 0	0- 1	3- 10				
1- 7	0- 0	0- 0	HOME	0- 0	0- 0	1- 7				
2- 4	0- 0	0- 0	AWAY	0- 0	0- 1	2- 3				
0- 0	0- 0	0- 0	NEUTRAL	0- 0	0- 0	0- 0				

RPI S	Opponent	Score	RPI S	Opponent	Score	RPI S	Opponent	Score	RPI S	Opponent	Score	Team's RPI: 331
32	A South Dakota	44 82	54	A Dayton	48 78	108	A Bethune-Cookman	51 82				
45	A Rutgers	33 107	60	A West Virginia	47 82	137	A George Washington	35 54				
			73	A South Dakota St.	41 94	156	H N.C. A&T	38 84				
			80	A Cincinnati	40 86	180	A Norfolk St.	57 55				
						180	H Norfolk St.	48 85				
						191	A La Salle	46 79				
						233	A Marshall	47 60				
						241	H Morgan St.	42 47				
						249	A Howard	52 64				
						249	H Howard	54 66				
						263	A Delaware St.	55 72				
						263	H Delaware St.	65 72				
						283	H Niagara	67 82				
						286	A UMBC	48 71				
						307	H N.C. Central	44 58				
						323	H Saint Peter's	57 82				
						325	H UMES	66 63				
						341	A Florida A&M	48 58				
						350	A South Carolina St.	61 42				
						350	H South Carolina St.	60 71				
LAST 10 Division I												
263	H Delaware St.	65 72	249	A Howard	52 64							
180	A Norfolk St.	57 55	263	A Delaware St.	55 72							
350	A South Carolina St.	61 42	249	H Howard	54 66							
325	H UMES	66 63	241	H Morgan St.	42 47							
307	H N.C. Central	44 58	156	H N.C. A&T	38 84							

Non-Div I Games:

Coppin St.

Average RPI Win:	262	WON-LOST	WINNING	LAST 10	STRENGTH OF	OPP. STRENGTH	TEAM	ADJ.	CONF.	ADJ CONF.
Average RPI Loss:	98	RECORD	PCT. RANK	GAMES	SCHEDULE	OF SCHEDULE	RPI	RPI	RPI	RPI
DIV. I ONLY	9- 13	232	2-8	106	163	188	188	7	7	
DIV. I NON-CONF.	7- 5	131	0	220	278	168	168	8	8	
TOTALS	RPI 1-25	RPI 26-50	W-L RECORDS	RPI 51-100	RPI 101-150	RPI 150+				
9- 13	0- 2	0- 1	OVERALL	0- 5	1- 2	8- 3				
5- 6	0- 0	0- 0	HOME	0- 3	1- 1	4- 2				
4- 7	0- 2	0- 1	AWAY	0- 2	0- 1	4- 1				
0- 0	0- 0	0- 0	NEUTRAL	0- 0	0- 0	0- 0				
7- 5	0- 1	0- 0	NON-CONFERENCE	0- 2	0- 1	7- 1				
3- 3	0- 0	0- 0	HOME	0- 1	0- 1	3- 1				
4- 2	0- 1	0- 0	AWAY	0- 1	0- 0	4- 0				
0- 0	0- 0	0- 0	NEUTRAL	0- 0	0- 0	0- 0				
2- 8	0- 1	0- 1	CONFERENCE	0- 3	1- 1	1- 2				
2- 3	0- 0	0- 0	HOME	0- 2	1- 0	1- 1				
0- 5	0- 1	0- 1	AWAY	0- 1	0- 1	0- 1				
0- 0	0- 0	0- 0	NEUTRAL	0- 0	0- 0	0- 0				

RPI	S	Opponent	Score	RPI	S	Opponent	Score	RPI	S	Opponent	Score	RPI	S	Opponent	Score	Team's RPI: 188
9	A	Princeton	29 60	48	A	Penn	41 63	60	A	West Virginia	62 68	124	H	Duquesne	62 72	
19	A	TCU	49 59					67	A	Yale	51 65	128	A	Columbia	66 76	
								67	H	Yale	67 74	128	H	Columbia	80 77	
								95	H	Colgate	58 62	165	H	Dartmouth	65 67	
								97	H	Harvard	58 73	167	H	Binghamton	56 59	
												225	A	Brown	73 77	
												225	H	Brown	74 63	
												227	A	UMass Lowell	70 56	
												263	A	Delaware St.	77 51	
												283	H	Niagara	82 59	
												289	H	ETSU	71 43	
												294	A	St. Bonaventure	70 42	
												321	A	Albany (NY)	71 51	
												326	H	NJIT	68 44	
LAST 10 Division I																
225	A	Brown	73 77	9	A	Princeton	29 60									
67	A	Yale	51 65	67	H	Yale	67 74									
165	H	Dartmouth	65 67	225	H	Brown	74 63									
97	H	Harvard	58 73	128	H	Columbia	80 77									
48	A	Penn	41 63	128	A	Columbia	66 76									

Non-Div I Games:

Cornell

Creighton

Through Games Of Feb. 27, 2020

Average RPI Win:	144	WON-LOST	WINNING	LAST 10	STRENGTH OF	OPP. STRENGTH	TEAM	ADJ.	CONF.	ADJ CONF.
Average RPI Loss:	53	RECORD	PCT. RANK	GAMES	SCHEDULE	OF SCHEDULE	RPI	RPI	RPI	RPI
DIV. I ONLY	17- 10	88	5-5	46	63	43	43	6	6	
DIV. I NON-CONF.	8- 3	68	0	37	34	15	15	6	6	
TOTALS	RPI 1-25	RPI 26-50	W-L RECORDS	RPI 51-100	RPI 101-150	RPI 150+				
17- 10	1- 1	1- 4	OVERALL	7- 5	0- 0	8- 0				
8- 3	0- 1	1- 0	HOME	3- 2	0- 0	4- 0				
7- 7	1- 0	0- 4	AWAY	2- 3	0- 0	4- 0				
2- 0	0- 0	0- 0	NEUTRAL	2- 0	0- 0	0- 0				
8- 3	0- 0	0- 3	NON-CONFERENCE	5- 0	0- 0	3- 0				
4- 0	0- 0	0- 0	HOME	2- 0	0- 0	2- 0				
2- 3	0- 0	0- 3	AWAY	1- 0	0- 0	1- 0				
2- 0	0- 0	0- 0	NEUTRAL	2- 0	0- 0	0- 0				
9- 7	1- 1	1- 1	CONFERENCE	2- 5	0- 0	5- 0				
4- 3	0- 1	1- 0	HOME	1- 2	0- 0	2- 0				
5- 4	1- 0	0- 1	AWAY	1- 3	0- 0	3- 0				
0- 0	0- 0	0- 0	NEUTRAL	0- 0	0- 0	0- 0				

RPI 1-25				RPI 26-50				Team's RPI: 43				RPI 51-100				RPI 101+			
RPI	S	Opponent	Score	RPI	S	Opponent	Score	RPI	S	Opponent	Score	RPI	S	Opponent	Score	RPI	S	Opponent	Score
20	A	DePaul	63 61	27	A	Arizona St.	55 70	60	N	West Virginia	82 75	166	H	Wichita St.	56 46				
20	H	DePaul	71 74	29	A	Drake	53 63	62	A	St. John's (NY)	58 63	171	A	Providence	77 68				
				32	A	South Dakota	65 72	62	H	St. John's (NY)	70 77	171	H	Providence	72 63				
				37	A	Marquette	50 52	73	H	South Dakota St.	61 48	240	A	Georgetown	65 56				
				37	H	Marquette	72 62	76	A	Villanova	58 42	256	A	Xavier	76 62				
								78	A	Seton Hall	70 82	256	H	Xavier	62 55				
								78	H	Seton Hall	78 66	262	H	North Dakota St.	70 59				
								81	H	UNI	57 54	312	A	Omaha	67 54				
								90	A	Nebraska	79 74								
								91	A	Butler	61 76								
								91	H	Butler	67 73								
								94	N	Temple	69 59								
LAST 10 Division I																			
256	A	Xavier	76 62	37	A	Marquette	50 52												
91	A	Butler	61 76	20	A	DePaul	63 61												
78	H	Seton Hall	78 66	91	H	Butler	67 73												
62	H	St. John's (NY)	70 77	256	H	Xavier	62 55												
171	A	Providence	77 68	62	A	St. John's (NY)	58 63												

Non-Div I Games:

Creighton

Loss, Non-Conf, S Site, H Home A Away N Neutral

Average RPI Win: <b>209</b>	WON-LOST	WINNING	LAST 10	STRENGTH OF	OPP. STRENGTH	TEAM	ADJ.	CONF.	ADJ CONF.
Average RPI Loss: <b>119</b>	RECORD	PCT. RANK	GAMES	SCHEDULE	OF SCHEDULE	RPI	RPI	RPI	RPI
DIV. I ONLY	8- 15	265	2-8	42	164	165	165	7	7
DIV. I NON-CONF.	6- 7	182	0	147	288	163	163	8	8
TOTALS	RPI 1-25	RPI 26-50	W-L RECORDS	RPI 51-100	RPI 101-150	RPI 150+			
8- 15	0- 3	0- 2	OVERALL	1- 2	0- 4	7- 4			
5- 5	0- 1	0- 1	HOME	1- 1	0- 0	4- 2			
3- 10	0- 2	0- 1	AWAY	0- 1	0- 4	3- 2			
0- 0	0- 0	0- 0	NEUTRAL	0- 0	0- 0	0- 0			
6- 7	0- 1	0- 0	NON-CONFERENCE	0- 0	0- 3	6- 3			
4- 1	0- 0	0- 0	HOME	0- 0	0- 0	4- 1			
2- 6	0- 1	0- 0	AWAY	0- 0	0- 3	2- 2			
0- 0	0- 0	0- 0	NEUTRAL	0- 0	0- 0	0- 0			
2- 8	0- 2	0- 2	CONFERENCE	1- 2	0- 1	1- 1			
1- 4	0- 1	0- 1	HOME	1- 1	0- 0	0- 1			
1- 4	0- 1	0- 1	AWAY	0- 1	0- 1	1- 0			
0- 0	0- 0	0- 0	NEUTRAL	0- 0	0- 0	0- 0			

RPI 1-25				RPI 26-50				RPI 51-100				RPI 101+ Team's RPI: 165			
RPI	S	Opponent	Score	RPI	S	Opponent	Score	RPI	S	Opponent	Score	RPI	S	Opponent	Score
7	A	Northwestern	37 <b>79</b>	48	A	Penn	31 <b>67</b>	67	H	Yale	47 <b>67</b>	128	A	Columbia	63 <b>73</b>
9	A	Princeton	55 <b>87</b>	48	H	Penn	33 <b>66</b>	97	A	Harvard	49 <b>64</b>	130	A	Boston U.	56 <b>74</b>
9	H	Princeton	34 <b>66</b>					97	H	Harvard	63 62	142	A	Buffalo	49 <b>73</b>
												148	A	Loyola Chicago	40 <b>61</b>
												173	H	Maine	57 41
												186	H	Merrimack	57 52
												188	A	Cornell	67 65
												206	A	Manhattan	58 <b>70</b>
												225	H	Brown	71 <b>83</b>
												227	A	UMass Lowell	62 51
												231	A	Fairfield	52 51
												255	H	Texas St.	51 <b>61</b>
												261	A	Loyola Maryland	56 <b>72</b>
												274	H	New Hampshire	66 47
												297	H	Vermont	72 55
LAST 10 Division I															
9	A	Princeton	55 <b>87</b>	225	H	Brown	71 <b>83</b>								
48	A	Penn	31 <b>67</b>	48	H	Penn	33 <b>66</b>								
188	A	Cornell	67 65	9	H	Princeton	34 <b>66</b>								
128	A	Columbia	63 <b>73</b>	97	A	Harvard	49 <b>64</b>								
67	H	Yale	47 <b>67</b>	97	H	Harvard	63 62								

Non-Div I Games:

Dartmouth

■ Loss, 
■ Non-Conf, 
■ S Site, 
■ H Home 
■ A Away 
N Neutral

## Davidson

Through Games Of Feb. 27, 2020

Average RPI Win:	202	WON-LOST	WINNING	LAST 10	STRENGTH OF	OPP. STRENGTH	TEAM	ADJ.	CONF.	ADJ CONF.
Average RPI Loss:	114	RECORD	PCT. RANK	GAMES	SCHEDULE	OF SCHEDULE	RPI	RPI	RPI	RPI
DIV. I ONLY	14- 13	168	3-7	127	129	121	121	12	12	
DIV. I NON-CONF.	6- 6	164	0	155	150	118	118	12	12	
TOTALS	RPI 1-25	RPI 26-50	W-L RECORDS	RPI 51-100	RPI 101-150	RPI 150+				
14- 13	0- 0	0- 4	OVERALL	2- 2	2- 5	10- 2				
6- 4	0- 0	0- 1	HOME	1- 1	2- 1	3- 1				
7- 9	0- 0	0- 3	AWAY	1- 1	0- 4	6- 1				
1- 0	0- 0	0- 0	NEUTRAL	0- 0	0- 0	1- 0				
6- 6	0- 0	0- 4	NON-CONFERENCE	0- 0	0- 2	6- 0				
2- 1	0- 0	0- 1	HOME	0- 0	0- 0	2- 0				
3- 5	0- 0	0- 3	AWAY	0- 0	0- 2	3- 0				
1- 0	0- 0	0- 0	NEUTRAL	0- 0	0- 0	1- 0				
8- 7	0- 0	0- 0	CONFERENCE	2- 2	2- 3	4- 2				
4- 3	0- 0	0- 0	HOME	1- 1	2- 1	1- 1				
4- 4	0- 0	0- 0	AWAY	1- 1	0- 2	3- 1				
0- 0	0- 0	0- 0	NEUTRAL	0- 0	0- 0	0- 0				

RPI S	Opponent	Score	RPI S	Opponent	Score	RPI S	Opponent	Score	RPI S	Opponent	Score	Team's RPI: 121
26	A Duke	52 82	54	H Dayton	49 55	123	A Richmond	57 69				
35	A Virginia Tech	68 88	88	A Fordham	46 47	124	H Duquesne	79 76				
42	A Drexel	63 74	88	H Fordham	74 62	127	A Florida	50 55				
49	H Charlotte	64 75	89	A Saint Louis	65 58	128	A Columbia	60 63				
						137	H George Washington	62 55				
						139	A Massachusetts	48 61				
						139	H Massachusetts	62 70				
						175	A High Point	73 63				
						191	A La Salle	70 61				
						210	A UMKC	74 64				
						212	A Rhode Island	77 70				
						212	H Rhode Island	79 67				
						234	A George Mason	76 69				
						235	H Saint Joseph's	54 63				
						240	H Georgetown	66 52				
						280	N UC Irvine	78 72				
						289	A ETSU	75 60				
						294	A St. Bonaventure	56 68				
						340	H Western Caro.	101 51				
LAST 10 Division I												
191	A La Salle	70 61	294	A St. Bonaventure	56 68							
139	A Massachusetts	48 61	54	H Dayton	49 55							
235	H Saint Joseph's	54 63	139	H Massachusetts	62 70							
124	H Duquesne	79 76	212	A Rhode Island	77 70							
88	A Fordham	46 47	123	A Richmond	57 69							

Non-Div I Games: Newberry 75 46

Davidson

■ Loss, 
 ■ Non-Conf, 
 ■ S Site, 
 ■ H Home 
 ■ A Away 
 N Neutral



Average RPI Win:	181	WON-LOST	WINNING	LAST 10	STRENGTH OF	OPP. STRENGTH	TEAM	ADJ.	CONF.	ADJ CONF.
Average RPI Loss:	63	RECORD	PCT. RANK	GAMES	SCHEDULE	OF SCHEDULE	RPI	RPI	RPI	RPI
DIV. I ONLY	21- 8	52	9-1	111	80	54	54	12	12	
DIV. I NON-CONF.	7- 7	164	0	122	10	131	131	12	12	
TOTALS	RPI 1-25	RPI 26-50	W-L RECORDS	RPI 51-100	RPI 101-150	RPI 150+				
21- 8	0- 4	0- 0	OVERALL	2- 1	8- 3	11- 0				
11- 2	0- 2	0- 0	HOME	2- 0	3- 0	6- 0				
8- 3	0- 1	0- 0	AWAY	0- 1	5- 1	3- 0				
2- 3	0- 1	0- 0	NEUTRAL	0- 0	0- 2	2- 0				
7- 7	0- 4	0- 0	NON-CONFERENCE	0- 0	1- 3	6- 0				
3- 2	0- 2	0- 0	HOME	0- 0	0- 0	3- 0				
2- 2	0- 1	0- 0	AWAY	0- 0	1- 1	1- 0				
2- 3	0- 1	0- 0	NEUTRAL	0- 0	0- 2	2- 0				
14- 1	0- 0	0- 0	CONFERENCE	2- 1	7- 0	5- 0				
8- 0	0- 0	0- 0	HOME	2- 0	3- 0	3- 0				
6- 1	0- 0	0- 0	AWAY	0- 1	4- 0	2- 0				
0- 0	0- 0	0- 0	NEUTRAL	0- 0	0- 0	0- 0				

RPI	S	Opponent	Score	RPI	S	Opponent	Score	RPI	S	Opponent	Score	RPI	S	Opponent	Score
2	H	South Carolina	49 75					88	A	Fordham	38 50	105	H	VCU	72 67
5	H	UConn	37 75					88	H	Fordham	48 44	106	N	Auburn	74 76
13	N	Gonzaga	65 76					89	H	Saint Louis	48 47	121	A	Davidson	55 49
15	A	Central Mich.	80 81									123	A	Richmond	65 51
												124	H	Duquesne	54 41
												125	A	Northeastern	71 60
												129	N	Wake Forest	59 78
												137	A	George Washington	66 50
												137	H	George Washington	50 44
												139	A	Massachusetts	52 51
												142	A	Buffalo	59 67
												173	N	Maine	78 49
												174	A	Toledo	60 42
												191	A	La Salle	98 58
												212	H	Rhode Island	71 60
												234	H	George Mason	59 55
												235	A	Saint Joseph's	59 44
												247	N	East Carolina	94 68
												254	H	Lipscomb	82 60
												276	H	Morehead St.	58 41
												294	H	St. Bonaventure	78 51
												331	H	Coppin St.	78 48
LAST 10 Division I															
294	H	St. Bonaventure	78 51	212	H	Rhode Island	71 60	121	A	Davidson	55 49				
88	A	Fordham	38 50					235	A	Saint Joseph's	59 44				
137	H	George Washington	50 44					88	H	Fordham	48 44				
105	H	VCU	72 67					137	A	George Washington	66 50				
139	A	Massachusetts	52 51												

Non-Div I Games:

Dayton

■ Loss, 
■ Non-Conf, S Site, 
■ Home 
■ Away 
N Neutral

Average RPI Win: 139		WON-LOST	WINNING	LAST 10	STRENGTH OF	OPP. STRENGTH	TEAM	ADJ.	CONF.	ADJ CONF.
Average RPI Loss: 35		RECORD	PCT. RANK	GAMES	SCHEDULE	OF SCHEDULE	RPI	RPI	RPI	RPI
DIV. I ONLY		25- 4	13	8-2	78	56	20	20	6	6
DIV. I NON-CONF.		10- 2	29	0	52	31	16	16	6	6
TOTALS		RPI 1-25	RPI 26-50		W-L RECORDS		RPI 51-100	RPI 101-150	RPI 150+	
25- 4	1- 2	3- 1		OVERALL		8- 1	3- 0	10- 0		
14- 2	0- 1	2- 1		HOME		5- 0	0- 0	7- 0		
11- 2	1- 1	1- 0		AWAY		3- 1	3- 0	3- 0		
0- 0	0- 0	0- 0		NEUTRAL		0- 0	0- 0	0- 0		
10- 2	1- 2	1- 0		NON-CONFERENCE		1- 0	3- 0	4- 0		
6- 1	0- 1	1- 0		HOME		1- 0	0- 0	4- 0		
4- 1	1- 1	0- 0		AWAY		0- 0	3- 0	0- 0		
0- 0	0- 0	0- 0		NEUTRAL		0- 0	0- 0	0- 0		
15- 2	0- 0	2- 1		CONFERENCE		7- 1	0- 0	6- 0		
8- 1	0- 0	1- 1		HOME		4- 0	0- 0	3- 0		
7- 1	0- 0	1- 0		AWAY		3- 1	0- 0	3- 0		
0- 0	0- 0	0- 0		NEUTRAL		0- 0	0- 0	0- 0		

RPI S	Opponent	Score	RPI S	Opponent	Score	RPI S	Opponent	Score	RPI S	Opponent	Score
5	H UConn	74 84	37	H Marquette	89 71	62	A St. John's (NY)	71 65	112	A Notre Dame	105 94
7	A Northwestern	70 68	42	H Drexel	81 57	62	H St. John's (NY)	74 69	117	A Green Bay	76 65
16	A Oregon St.	77 98	43	A Creighton	74 71	76	A Villanova	58 76	148	A Loyola Chicago	83 76
			43	H Creighton	61 63	76	H Villanova	85 69	171	A Providence	80 67
						78	A Seton Hall	86 76	171	H Providence	93 71
						78	H Seton Hall	85 68	199	H Miami (OH)	98 79
						91	A Butler	80 65	229	H Milwaukee	94 65
						91	H Butler	89 60	240	A Georgetown	87 69
						96	H Miami (FL)	89 83	240	H Georgetown	92 66
									256	A Xavier	91 68
									256	H Xavier	97 65
									257	H Arkansas St.	109 64
									327	H Alabama St.	105 76
LAST 10 Division I											
76	A Villanova	58 76	62	A St. John's (NY)	71 65						
240	A Georgetown	87 69	171	H Providence	93 71						
256	H Xavier	97 65	43	H Creighton	61 63						
91	H Butler	89 60	240	H Georgetown	92 66						
78	A Seton Hall	86 76	76	H Villanova	85 69						

Non-Div I Games:

DePaul

# Delaware

Through Games Of Feb. 27, 2020

Average RPI Win:	208	WON-LOST	WINNING	LAST 10	STRENGTH OF	OPP. STRENGTH	TEAM	ADJ.	CONF.	ADJ CONF.
Average RPI Loss:	124	RECORD	PCT. RANK	GAMES	SCHEDULE	OF SCHEDULE	RPI	RPI	RPI	RPI
DIV. I ONLY	10- 15	235	5-5	106	133	179	179	14	14	
DIV. I NON-CONF.	4- 7	225	0	76	127	153	153	13	13	
TOTALS	RPI 1-25	RPI 26-50	W-L RECORDS	RPI 51-100	RPI 101-150	RPI 150+				
10- 15	0- 1	0- 5	OVERALL	0- 0	2- 4	8- 5				
4- 7	0- 0	0- 2	HOME	0- 0	0- 3	4- 2				
5- 8	0- 1	0- 3	AWAY	0- 0	2- 1	3- 3				
1- 0	0- 0	0- 0	NEUTRAL	0- 0	0- 0	1- 0				
4- 7	0- 1	0- 2	NON-CONFERENCE	0- 0	1- 1	3- 3				
1- 3	0- 0	0- 0	HOME	0- 0	0- 1	1- 2				
2- 4	0- 1	0- 2	AWAY	0- 0	1- 0	1- 1				
1- 0	0- 0	0- 0	NEUTRAL	0- 0	0- 0	1- 0				
6- 8	0- 0	0- 3	CONFERENCE	0- 0	1- 3	5- 2				
3- 4	0- 0	0- 2	HOME	0- 0	0- 2	3- 0				
3- 4	0- 0	0- 1	AWAY	0- 0	1- 1	2- 2				
0- 0	0- 0	0- 0	NEUTRAL	0- 0	0- 0	0- 0				

RPI 1-25				RPI 26-50				RPI 51-100				RPI 101+ Team's RPI: 179			
RPI	S	Opponent	Score	RPI	S	Opponent	Score	RPI	S	Opponent	Score	RPI	S	Opponent	Score
3	A	Maryland	55 99	38	A	UCF	49 75					114	A	William & Mary	58 68
				41	H	James Madison	39 60					114	H	William & Mary	60 78
				42	A	Drexel	59 63					125	A	Northeastern	81 69
				42	H	Drexel	32 52					125	H	Northeastern	62 72
				49	A	Charlotte	57 61					132	A	Robert Morris	73 62
												137	H	George Washington	49 63
												173	H	Maine	56 69
												177	H	Towson	69 62
												182	A	Elon	65 56
												182	H	Elon	73 60
												183	A	Gardner-Webb	65 67
												190	N	Santa Clara	81 80
												220	A	Cal St. Fullerton	72 55
												234	H	George Mason	63 44
												263	H	Delaware St.	64 67
												264	A	Col. of Charleston	73 84
												273	A	UNCW	65 71
												319	A	Hofstra	77 67
												319	H	Hofstra	80 59
LAST 10 Division I															
				114	H	William & Mary	60 78	177	H	Towson	69 62				
				182	H	Elon	73 60	41	H	James Madison	39 60				
				42	H	Drexel	32 52	182	A	Elon	65 56				
				319	A	Hofstra	77 67	114	A	William & Mary	58 68				
				125	A	Northeastern	81 69	42	A	Drexel	59 63				

Non-Div I Games:

Delaware

Loss, Non-Conf, S Site, H Home A Away N Neutral

Average RPI Win:	304	WON-LOST	WINNING	LAST 10	STRENGTH OF	OPP. STRENGTH	TEAM	ADJ.	CONF.	ADJ CONF.
Average RPI Loss:	151	RECORD	PCT. RANK	GAMES	SCHEDULE	OF SCHEDULE	RPI	RPI	RPI	RPI
DIV. I ONLY	10- 14	227	6-4	215	344	263	263	29	29	
DIV. I NON-CONF.	2- 9	304	0	56	326	258	258	29	29	
TOTALS	RPI 1-25	RPI 26-50	W-L RECORDS	RPI 51-100	RPI 101-150	RPI 150+				
10- 14	0- 0	0- 1	OVERALL	0- 2	0- 3	10- 8				
6- 8	0- 0	0- 0	HOME	0- 1	0- 3	6- 4				
4- 6	0- 0	0- 1	AWAY	0- 1	0- 0	4- 4				
0- 0	0- 0	0- 0	NEUTRAL	0- 0	0- 0	0- 0				
2- 9	0- 0	0- 1	NON-CONFERENCE	0- 2	0- 2	2- 4				
1- 6	0- 0	0- 0	HOME	0- 1	0- 2	1- 3				
1- 3	0- 0	0- 1	AWAY	0- 1	0- 0	1- 1				
0- 0	0- 0	0- 0	NEUTRAL	0- 0	0- 0	0- 0				
8- 5	0- 0	0- 0	CONFERENCE	0- 0	0- 1	8- 4				
5- 2	0- 0	0- 0	HOME	0- 0	0- 1	5- 1				
3- 3	0- 0	0- 0	AWAY	0- 0	0- 0	3- 3				
0- 0	0- 0	0- 0	NEUTRAL	0- 0	0- 0	0- 0				

RPI 1-25			RPI 26-50			RPI 51-100			RPI 101+			Team's RPI: 263
RPI	S	Opponent	Score	RPI	S	Opponent	Score	RPI	S	Opponent	Score	
				41	A	James Madison	64 83	71	A	Boston College	69 109	108 H Bethune-Cookman 55 66
								83 H Rider 69 71		114 H William & Mary 52 73		134 H Lehigh 38 68
										156 A N.C. A&T 53 58		156 H N.C. A&T 45 69
										167 H Binghamton 66 75		179 A Delaware 67 64
										180 A Norfolk St. 57 65		188 H Cornell 51 77
										200 H Cleveland St. 49 57		241 A Morgan St. 41 61
										241 H Morgan St. 69 61		275 A Longwood 62 78
										307 A N.C. Central 64 60		307 H N.C. Central 64 54
										323 H Saint Peter's 89 66		325 H UMES 72 58
										331 A Coppin St. 72 65		331 H Coppin St. 72 55
										341 H Florida A&M 61 53		350 A South Carolina St. 76 64
LAST 10 Division I												
				241	A	Morgan St.	41 61	180	A	Norfolk St.	57 65	
				331	A	Coppin St.	72 65	325	H	UMES	72 58	
				108	H	Bethune-Cookman	55 66	331	H	Coppin St.	72 55	
				341	H	Florida A&M	61 53	156	A	N.C. A&T	53 58	
				350	A	South Carolina St.	76 64	307	A	N.C. Central	64 60	

Non-Div I Games: Post 67 41 Georgian Court 69 48

Delaware St.

■ Loss, 
 ■ Non-Conf, 
 ■ S Site, 
 ■ H Home 
 ■ A Away 
 N Neutral

Average RPI Win: <b>249</b>	WON-LOST	WINNING	LAST 10	STRENGTH OF	OPP. STRENGTH	TEAM	ADJ.	CONF.	ADJ CONF.
Average RPI Loss: <b>176</b>	RECORD	PCT. RANK	GAMES	SCHEDULE	OF SCHEDULE	RPI	RPI	RPI	RPI
DIV. I ONLY	13- 14	183	7-3	245	253	236	236	19	19
DIV. I NON-CONF.	5- 7	205	0	225	327	277	277	18	18
TOTALS	RPI 1-25	RPI 26-50	W-L RECORDS	RPI 51-100	RPI 101-150	RPI 150+			
13- 14	0- 0	0- 2	OVERALL	1- 2	0- 1	12- 9			
9- 5	0- 0	0- 1	HOME	0- 1	0- 0	9- 3			
4- 7	0- 0	0- 1	AWAY	1- 1	0- 0	3- 5			
0- 2	0- 0	0- 0	NEUTRAL	0- 0	0- 1	0- 1			
5- 7	0- 0	0- 0	NON-CONFERENCE	0- 1	0- 1	5- 5			
5- 2	0- 0	0- 0	HOME	0- 0	0- 0	5- 2			
0- 3	0- 0	0- 0	AWAY	0- 1	0- 0	0- 2			
0- 2	0- 0	0- 0	NEUTRAL	0- 0	0- 1	0- 1			
8- 7	0- 0	0- 2	CONFERENCE	1- 1	0- 0	7- 4			
4- 3	0- 0	0- 1	HOME	0- 1	0- 0	4- 1			
4- 4	0- 0	0- 1	AWAY	1- 0	0- 0	3- 3			
0- 0	0- 0	0- 0	NEUTRAL	0- 0	0- 0	0- 0			

D  
e  
n  
v  
e  
rD  
e  
n  
v  
e  
r

RPI S	Opponent	Score	RPI S	Opponent	Score	RPI S	Opponent	Score	RPI S	Opponent	Score	Team's RPI: 236
32	A South Dakota	61 104	32	H South Dakota	60 92	73	A South Dakota St.	72 62	146	N Western Mich.	70 79	
						73	H South Dakota St.	79 86	157	N Akron	72 88	
						77	A Colorado	70 96	164	H Wyoming	71 57	
									176	H Southern Utah	81 73	
									203	A Western Ill.	75 82	
									210	A UMKC	79 83	
									211	A Oral Roberts	72 84	
									211	H Oral Roberts	91 79	
									224	H Northern Colo.	74 55	
									230	A North Dakota	91 81	
									230	H North Dakota	82 90	
									248	H Alabama A&M	83 86	
									262	A North Dakota St.	80 85	
									262	H North Dakota St.	91 82	
									269	A Lamar University	59 71	
									280	H UC Irvine	83 75	
									311	H Cal Poly	96 66	
									312	A Omaha	86 80	
									312	H Omaha	66 60	
									316	H New Mexico St.	75 78	
									338	A Purdue Fort Wayne	85 67	
									338	H Purdue Fort Wayne	83 57	
LAST 10 Division I												
338	A Purdue Fort Wayne	85 67	32	H South Dakota	60 92							
211	H Oral Roberts	91 79	211	A Oral Roberts	72 84							
312	A Omaha	86 80	262	A North Dakota St.	80 85							
73	A South Dakota St.	72 62	230	A North Dakota	91 81							
338	H Purdue Fort Wayne	83 57	312	H Omaha	66 60							

Non-Div I Games: Colo. Christian 89 49

Denver

■ Loss, 
 ■ Non-Conf, S Site, 
 ■ Home 
 ■ Away 
 N Neutral

Average RPI Win:	295	WON-LOST	WINNING	LAST 10	STRENGTH OF	OPP. STRENGTH	TEAM	ADJ.	CONF.	ADJ CONF.
Average RPI Loss:	179	RECORD	PCT. RANK	GAMES	SCHEDULE	OF SCHEDULE	RPI	RPI	RPI	RPI
DIV. I ONLY	3- 25	342	1-9	219	270	333	333	22	22	
DIV. I NON-CONF.	0- 11	338	0	189	232	333	333	21	21	
TOTALS	RPI 1-25	RPI 26-50	W-L RECORDS	RPI 51-100	RPI 101-150	RPI 150+				
3- 25	0- 0	0- 0	OVERALL	0- 4	0- 6	3- 15				
2- 11	0- 0	0- 0	HOME	0- 1	0- 3	2- 7				
1- 12	0- 0	0- 0	AWAY	0- 3	0- 3	1- 6				
0- 2	0- 0	0- 0	NEUTRAL	0- 0	0- 0	0- 2				
0- 11	0- 0	0- 0	NON-CONFERENCE	0- 2	0- 3	0- 6				
0- 5	0- 0	0- 0	HOME	0- 0	0- 2	0- 3				
0- 4	0- 0	0- 0	AWAY	0- 2	0- 1	0- 1				
0- 2	0- 0	0- 0	NEUTRAL	0- 0	0- 0	0- 2				
3- 14	0- 0	0- 0	CONFERENCE	0- 2	0- 3	3- 9				
2- 6	0- 0	0- 0	HOME	0- 1	0- 1	2- 4				
1- 8	0- 0	0- 0	AWAY	0- 1	0- 2	1- 5				
0- 0	0- 0	0- 0	NEUTRAL	0- 0	0- 0	0- 0				

RPI S	Opponent	Score	RPI S	Opponent	Score	RPI S	Opponent	Score	RPI S	Opponent	Score	Team's RPI: 333
						64	A IUPUI	45 82	117	A Green Bay	45 72	
						64	H IUPUI	54 95	117	H Green Bay	48 65	
						85	A Michigan St.	52 110	146	A Western Mich.	67 82	
						91	A Butler	60 82	148	H Loyola Chicago	60 89	
									149	H Valparaiso	58 77	
									150	A Wright St.	61 67	
									157	H Akron	60 81	
									172	H Eastern Mich.	70 84	
									174	H Toledo	64 82	
									184	A Northern Ky.	60 72	
									184	H Northern Ky.	61 82	
									200	A Cleveland St.	63 68	
									200	H Cleveland St.	70 59	
									205	N Tennessee Tech	47 69	
									229	A Milwaukee	51 76	
									229	H Milwaukee	48 63	
									234	A George Mason	62 75	
									259	A Youngstown St.	66 72	
									259	H Youngstown St.	47 62	
									279	A Oakland	60 65	
									279	H Oakland	57 71	
									312	N Sacred Heart	60 66	
									342	A UIC	70 62	
									342	H UIC	58 52	
LAST 10 Division I												
			184	H Northern Ky.	61 82	342	H UIC	58 52				
			200	A Cleveland St.	63 68	64	H IUPUI	54 95				
			259	A Youngstown St.	66 72	279	A Oakland	60 65				
			229	A Milwaukee	51 76	184	A Northern Ky.	60 72				
			117	A Green Bay	45 72	150	A Wright St.	61 67				

Non-Div I Games:

Detroit Mercy

Average RPI Win:	145	WON-LOST	WINNING	LAST 10	STRENGTH OF	OPP. STRENGTH	TEAM	ADJ.	CONF.	ADJ CONF.
Average RPI Loss:	30	RECORD	PCT. RANK	GAMES	SCHEDULE	OF SCHEDULE	RPI	RPI	RPI	RPI
DIV. I ONLY	19- 7	47	8-2	57	49	29	29	8	8	
DIV. I NON-CONF.	7- 4	100	0	41	3	40	40	7	7	
TOTALS	RPI 1-25	RPI 26-50	W-L RECORDS	RPI 51-100	RPI 101-150	RPI 150+				
19- 7	0- 3	2- 3	OVERALL	7- 1	3- 0	7- 0				
12- 1	0- 1	2- 0	HOME	5- 0	2- 0	3- 0				
5- 5	0- 2	0- 2	AWAY	2- 1	0- 0	3- 0				
2- 1	0- 0	0- 1	NEUTRAL	0- 0	1- 0	1- 0				
7- 4	0- 1	1- 2	NON-CONFERENCE	2- 1	1- 0	3- 0				
4- 0	0- 0	1- 0	HOME	2- 0	0- 0	1- 0				
1- 3	0- 1	0- 1	AWAY	0- 1	0- 0	1- 0				
2- 1	0- 0	0- 1	NEUTRAL	0- 0	1- 0	1- 0				
12- 3	0- 2	1- 1	CONFERENCE	5- 0	2- 0	4- 0				
8- 1	0- 1	1- 0	HOME	3- 0	2- 0	2- 0				
4- 2	0- 1	0- 1	AWAY	2- 0	0- 0	2- 0				
0- 0	0- 0	0- 0	NEUTRAL	0- 0	0- 0	0- 0				

RPI 1-25				RPI 26-50				Team's RPI: 29				RPI 51-100				RPI 101+			
RPI	S	Opponent	Score	RPI	S	Opponent	Score	RPI	S	Opponent	Score	RPI	S	Opponent	Score	RPI	S	Opponent	Score
10	A	Iowa	67 79	32	A	South Dakota	94 102	56	H	Iowa St.	86 81	106	N	Auburn	83 82				
14	A	Missouri St.	67 69	36	A	Bradley	76 77	63	A	Illinois St.	69 67	148	H	Loyola Chicago	80 52				
14	H	Missouri St.	83 89	36	H	Bradley	85 72	63	H	Illinois St.	87 82	149	H	Valparaiso	87 66				
				40	N	Purdue	47 67	66	A	Oklahoma	84 93	173	N	Maine	94 62				
				43	H	Creighton	63 53	73	H	South Dakota St.	74 67	181	A	Northern Ill.	73 49				
								81	H	UNI	104 87	203	H	Western Ill.	94 75				
								100	A	Southern Ill.	73 65	272	A	Indiana St.	92 71				
								100	H	Southern Ill.	91 76	272	H	Indiana St.	105 65				
												322	A	Evansville	66 51				
												322	H	Evansville	108 44				
LAST 10 Division I																			
				63	H	Illinois St.	87 82	100	H	Southern Ill.	91 76								
				36	H	Bradley	85 72	148	H	Loyola Chicago	80 52								
				272	A	Indiana St.	92 71	149	H	Valparaiso	87 66								
				322	A	Evansville	66 51	36	A	Bradley	76 77								
				14	H	Missouri St.	83 89	63	A	Illinois St.	69 67								

Non-Div I Games: Waldorf 103 18

Drake

Loss, Non-Conf, S Site, H Home A Away N Neutral

Average RPI Win:	172	WON-LOST	WINNING	LAST 10	STRENGTH OF	OPP. STRENGTH	TEAM	ADJ.	CONF.	ADJ CONF.
Average RPI Loss:	110	RECORD	PCT. RANK	GAMES	SCHEDULE	OF SCHEDULE	RPI	RPI	RPI	RPI
DIV. I ONLY	20- 6	36	10-0	113	121	42	42	14	14	
DIV. I NON-CONF.	7- 5	131	0	58	86	78	78	13	13	
TOTALS	RPI 1-25	RPI 26-50	W-L RECORDS	RPI 51-100	RPI 101-150	RPI 150+				
20- 6	0- 1	1- 2	OVERALL	1- 0	6- 2	12- 1				
12- 1	0- 0	1- 0	HOME	1- 0	4- 1	6- 0				
8- 4	0- 1	0- 2	AWAY	0- 0	2- 0	6- 1				
0- 1	0- 0	0- 0	NEUTRAL	0- 0	0- 1	0- 0				
7- 5	0- 1	0- 2	NON-CONFERENCE	1- 0	2- 2	4- 0				
5- 1	0- 0	0- 0	HOME	1- 0	2- 1	2- 0				
2- 3	0- 1	0- 2	AWAY	0- 0	0- 0	2- 0				
0- 1	0- 0	0- 0	NEUTRAL	0- 0	0- 1	0- 0				
13- 1	0- 0	1- 0	CONFERENCE	0- 0	4- 0	8- 1				
7- 0	0- 0	1- 0	HOME	0- 0	2- 0	4- 0				
6- 1	0- 0	0- 0	AWAY	0- 0	2- 0	4- 1				
0- 0	0- 0	0- 0	NEUTRAL	0- 0	0- 0	0- 0				

RPI 1-25				RPI 26-50				Team's RPI: 42				RPI 51-100				RPI 101+			
RPI	S	Opponent	Score	RPI	S	Opponent	Score	RPI	S	Opponent	Score	RPI	S	Opponent	Score	RPI	S	Opponent	Score
20	A	DePaul	57 81	41	H	James Madison	70 48	76	H	Villanova	54 52	114	A	William & Mary	61 54				
				48	A	Penn	49 53					114	H	William & Mary	84 74				
				50	A	Bucknell	49 60					121	H	Davidson	74 63				
												123	H	Richmond	58 52				
												125	A	Northeastern	67 51				
												125	H	Northeastern	50 41				
												133	H	Pacific	51 58				
												142	N	Buffalo	59 63				
												173	H	Maine	70 57				
												177	H	Towson	59 50				
												179	A	Delaware	52 32				
												179	H	Delaware	63 59				
												182	A	Elon	55 53				
												182	H	Elon	66 47				
												187	A	Quinnipiac	66 62				
												191	H	La Salle	69 31				
												235	A	Saint Joseph's	62 52				
												264	A	Col. of Charleston	59 73				
												273	A	UNCW	73 72				
												319	A	Hofstra	45 32				
												319	H	Hofstra	74 54				
LAST 10 Division I																			
				182	H	Elon	66 47					41	H	James Madison	70 48				
				114	H	William & Mary	84 74					177	H	Towson	59 50				
				179	A	Delaware	52 32					114	A	William & Mary	61 54				
				125	A	Northeastern	67 51					182	A	Elon	55 53				
				319	A	Hofstra	45 32					179	H	Delaware	63 59				

Non-Div I Games:

Drexel

■ Loss, 
 ■ Non-Conf, S Site, 
 ■ Home 
 ■ Away 
 N Neutral



Average RPI Win:	104	WON-LOST	WINNING	LAST 10	STRENGTH OF	OPP. STRENGTH	TEAM	ADJ.	CONF.	ADJ CONF.
Average RPI Loss:	56	RECORD	PCT. RANK	GAMES	SCHEDULE	OF SCHEDULE	RPI	RPI	RPI	RPI
DIV. I ONLY	17- 11	101	8-2	5	38	26	26	5	5	
DIV. I NON-CONF.	6- 5	151	0	2	49	23	23	4	4	
TOTALS	RPI 1-25	RPI 26-50	W-L RECORDS	RPI 51-100	RPI 101-150	RPI 150+				
17- 11	1- 5	4- 2	OVERALL	5- 2	3- 1	4- 1				
12- 3	0- 2	4- 0	HOME	3- 0	3- 1	2- 0				
5- 8	1- 3	0- 2	AWAY	2- 2	0- 0	2- 1				
0- 0	0- 0	0- 0	NEUTRAL	0- 0	0- 0	0- 0				
6- 5	0- 3	2- 1	NON-CONFERENCE	0- 1	1- 0	3- 0				
5- 1	0- 1	2- 0	HOME	0- 0	1- 0	2- 0				
1- 4	0- 2	0- 1	AWAY	0- 1	0- 0	1- 0				
0- 0	0- 0	0- 0	NEUTRAL	0- 0	0- 0	0- 0				
11- 6	1- 2	2- 1	CONFERENCE	5- 1	2- 1	1- 1				
7- 2	0- 1	2- 0	HOME	3- 0	2- 1	0- 0				
4- 4	1- 1	0- 1	AWAY	2- 1	0- 0	1- 1				
0- 0	0- 0	0- 0	NEUTRAL	0- 0	0- 0	0- 0				

RPI 1-25				RPI 26-50				Team's RPI: 26				RPI 51-100				RPI 101+			
RPI	S	Opponent	Score	RPI	S	Opponent	Score	RPI	S	Opponent	Score	RPI	S	Opponent	Score	RPI	S	Opponent	Score
2	A	South Carolina	46 89	28	H	Florida St.	66 64	53	A	Virginia	63 66	112	H	Notre Dame	50 47				
6	A	Louisville	55 60	30	A	FGCU	56 78	53	H	Virginia	62 47	121	H	Davidson	82 52				
7	H	Northwestern	42 63	35	A	Virginia Tech	56 70	70	H	Georgia Tech	58 46	122	H	North Carolina	71 61				
18	A	Texas A&M	58 79	35	H	Virginia Tech	72 67	71	H	Boston College	85 73	129	H	Wake Forest	58 60				
23	A	NC State	70 65	47	H	Troy	99 85	90	A	Nebraska	79 83	162	H	Idaho St.	85 66				
23	H	NC State	60 63	48	H	Penn	66 50	96	A	Miami (FL)	74 55	175	H	High Point	93 57				
								98	A	Syracuse	88 58	216	A	UNLV	57 45				
												222	A	Clemson	58 62				
												292	A	Pittsburgh	73 56				
LAST 10 Division I																			
35	A	Virginia Tech	56 70	96	A	Miami (FL)	74 55												
23	A	NC State	70 65	122	H	North Carolina	71 61												
53	H	Virginia	62 47	23	H	NC State	60 63												
28	H	Florida St.	66 64	70	H	Georgia Tech	58 46												
292	A	Pittsburgh	73 56	98	A	Syracuse	88 58												

Non-Div I Games:

Duke

■ Loss, 
 ■ Non-Conf, S Site, 
 ■ Home 
 ■ Away 
 N Neutral

Average RPI Win: <b>213</b>	WON-LOST	WINNING	LAST 10	STRENGTH OF	OPP. STRENGTH	TEAM	ADJ.	CONF.	ADJ CONF.
Average RPI Loss: <b>104</b>	RECORD	PCT. RANK	GAMES	SCHEDULE	OF SCHEDULE	RPI	RPI	RPI	RPI
DIV. I ONLY	18- 10	83	6-4	246	107	124	124	12	12
DIV. I NON-CONF.	10- 3	57	0	292	114	103	103	12	12
TOTALS	RPI 1-25	RPI 26-50	W-L RECORDS	RPI 51-100	RPI 101-150	RPI 150+			
18- 10	0- 0	0- 1	OVERALL	1- 3	1- 6	16- 0			
10- 3	0- 0	0- 0	HOME	1- 0	0- 3	9- 0			
8- 7	0- 0	0- 1	AWAY	0- 3	1- 3	7- 0			
0- 0	0- 0	0- 0	NEUTRAL	0- 0	0- 0	0- 0			
10- 3	0- 0	0- 1	NON-CONFERENCE	0- 1	0- 1	10- 0			
4- 1	0- 0	0- 0	HOME	0- 0	0- 1	4- 0			
6- 2	0- 0	0- 1	AWAY	0- 1	0- 0	6- 0			
0- 0	0- 0	0- 0	NEUTRAL	0- 0	0- 0	0- 0			
8- 7	0- 0	0- 0	CONFERENCE	1- 2	1- 5	6- 0			
6- 2	0- 0	0- 0	HOME	1- 0	0- 2	5- 0			
2- 5	0- 0	0- 0	AWAY	0- 2	1- 3	1- 0			
0- 0	0- 0	0- 0	NEUTRAL	0- 0	0- 0	0- 0			

RPI S	Opponent	Score	RPI S	Opponent	Score	RPI S	Opponent	Score	RPI S	Opponent	Score	Team's RPI: 124
46	A Oklahoma St.	41 84	54	A Dayton	41 54	102	H Kent St.	75 77				
			88	H Fordham	74 63	105	A VCU	79 76				
			89	A Saint Louis	50 53	121	A Davidson	76 79				
			94	A Temple	72 85	123	A Richmond	64 67				
						137	A George Washington	60 65				
						137	H George Washington	65 72				
						139	H Massachusetts	77 81				
						157	A Akron	88 63				
						168	A Lafayette	73 65				
						174	H Toledo	79 74				
						188	A Cornell	72 62				
						191	H La Salle	82 56				
						206	A Manhattan	76 65				
						212	H Rhode Island	72 62				
						215	H Kennesaw St.	75 72				
						228	A Iona	76 74				
						234	H George Mason	84 63				
						235	A Saint Joseph's	58 51				
						235	H Saint Joseph's	53 42				
						271	H Saint Francis (PA)	72 69				
						292	A Pittsburgh	81 62				
						294	H St. Bonaventure	58 39				
						349	H Central Conn. St.	72 33				
LAST 10 Division I												
88	H Fordham	74 63	235	H Saint Joseph's	53 42							
137	H George Washington	65 72	105	A VCU	79 76							
212	H Rhode Island	72 62	294	H St. Bonaventure	58 39							
121	A Davidson	76 79	89	A Saint Louis	50 53							
123	A Richmond	64 67	234	H George Mason	84 63							

Non-Div I Games:

Duquesne

■ Loss, 
 ■ Non-Conf, 
 ■ S Site, 
 ■ H Home 
 ■ A Away 
 N Neutral

**E  
T  
S  
U**

**ETSU**

ETSU

Page 75

Average RPI Win: 234		WON-LOST	WINNING	LAST 10	STRENGTH OF	OPP. STRENGTH	TEAM	ADJ.	CONF.	ADJ CONF.
Average RPI Loss: 121		RECORD	PCT. RANK	GAMES	SCHEDULE	OF SCHEDULE	RPI	RPI	RPI	RPI
DIV. I ONLY		8- 19	286	5-5	118	105	247	247	9	9
DIV. I NON-CONF.		3- 10	282	0	92	128	249	249	10	10
TOTALS		RPI 1-25	RPI 26-50	W-L RECORDS		RPI 51-100	RPI 101-150	RPI 150+		
8- 19	0- 2		0- 2	OVERALL		1- 4	0- 4	7- 7		
6- 7	0- 1		0- 1	HOME		1- 1	0- 1	5- 3		
2- 10	0- 0		0- 1	AWAY		0- 2	0- 3	2- 4		
0- 2	0- 1		0- 0	NEUTRAL		0- 1	0- 0	0- 0		
3- 10	0- 1		0- 1	NON-CONFERENCE		0- 3	0- 4	3- 1		
2- 4	0- 0		0- 1	HOME		0- 1	0- 1	2- 1		
1- 4	0- 0		0- 0	AWAY		0- 1	0- 3	1- 0		
0- 2	0- 1		0- 0	NEUTRAL		0- 1	0- 0	0- 0		
5- 9	0- 1		0- 1	CONFERENCE		1- 1	0- 0	4- 6		
4- 3	0- 1		0- 0	HOME		1- 0	0- 0	3- 2		
1- 6	0- 0		0- 1	AWAY		0- 1	0- 0	1- 4		
0- 0	0- 0		0- 0	NEUTRAL		0- 0	0- 0	0- 0		

RPI 1-25				RPI 26-50				RPI 51-100				RPI 101+				Team's RPI: 247	
RPI	S	Opponent	Score	RPI	S	Opponent	Score	RPI	S	Opponent	Score	RPI	S	Opponent	Score		
5	H	UConn	42 98	38	A	UCF	55 91	54	N	Dayton	68 94	104	A	Liberty	66 81		
7	N	Northwestern	45 64	49	H	Charlotte	47 59	57	H	Middle Tenn.	66 68	105	A	VCU	40 53		
								69	A	Georgia	50 67	114	H	William & Mary	68 78		
								72	A	South Fla.	52 81	129	A	Wake Forest	53 76		
								94	H	Temple	56 50	166	A	Wichita St.	55 57		
												166	H	Wichita St.	53 61		
												193	A	Memphis	61 57		
												193	H	Memphis	71 65		
												198	A	Houston	63 72		
												198	H	Houston	53 50		
												223	A	SMU	45 53		
												223	H	SMU	47 55		
												249	H	Howard	51 67		
												267	A	Tulsa	56 58		
												267	H	Tulsa	59 42		
												275	A	Longwood	64 61		
												325	H	UMES	57 42		
												328	H	USC Upstate	69 48		
EAST 10 Division I																	
				72	A	South Fla.	52 81	198	H	Houston	53 50						
				94	H	Temple	56 50	166	A	Wichita St.	55 57						
				267	H	Tulsa	59 42	193	H	Memphis	71 65						
				193	A	Memphis	61 57	5	H	UConn	42 98						
				223	A	SMU	45 53	267	A	Tulsa	56 58						

Non-Div I Games:

East Carolina

Loss, Non-Conf, S Site, H Home A Away N Neutral

Average RPI Win:	258	WON-LOST	WINNING	LAST 10	STRENGTH OF	OPP. STRENGTH	TEAM	ADJ.	CONF.	ADJ CONF.
Average RPI Loss:	150	RECORD	PCT. RANK	GAMES	SCHEDULE	OF SCHEDULE	RPI	RPI	RPI	RPI
DIV. I ONLY	16- 11	119	6-4	321	224	207	207	20	20	
DIV. I NON-CONF.	5- 5	164	0	349	140	305	305	23	23	
TOTALS	RPI 1-25	RPI 26-50	W-L RECORDS	RPI 51-100	RPI 101-150	RPI 150+				
16- 11	0- 0	0- 0	OVERALL	1- 2	0- 5	15- 4				
8- 5	0- 0	0- 0	HOME	1- 0	0- 3	7- 2				
7- 6	0- 0	0- 0	AWAY	0- 2	0- 2	7- 2				
1- 0	0- 0	0- 0	NEUTRAL	0- 0	0- 0	1- 0				
5- 5	0- 0	0- 0	NON-CONFERENCE	0- 0	0- 3	5- 2				
1- 3	0- 0	0- 0	HOME	0- 0	0- 2	1- 1				
3- 2	0- 0	0- 0	AWAY	0- 0	0- 1	3- 1				
1- 0	0- 0	0- 0	NEUTRAL	0- 0	0- 0	1- 0				
11- 6	0- 0	0- 0	CONFERENCE	1- 2	0- 2	10- 2				
7- 2	0- 0	0- 0	HOME	1- 0	0- 1	6- 1				
4- 4	0- 0	0- 0	AWAY	0- 2	0- 1	4- 1				
0- 0	0- 0	0- 0	NEUTRAL	0- 0	0- 0	0- 0				

RPI S	Opponent	Score	RPI S	Opponent	Score	RPI S	Opponent	Score	RPI S	Opponent	Score	Team's RPI: 207
						51	A Belmont	45 69	111	A Southeast Mo. St.	56 72	
						55	A UT Martin	64 88	111	H Southeast Mo. St.	65 77	
						55	H UT Martin	74 70	145	A Wisconsin	55 63	
									148	H Loyola Chicago	51 67	
									149	H Valparaiso	66 78	
									178	A Austin Peay	76 47	
									178	H Austin Peay	73 72	
									181	A Northern Ill.	48 61	
									203	N Western Ill.	60 52	
									205	H Tennessee Tech	62 75	
									226	A Murray St.	87 92	
									226	H Murray St.	66 46	
									252	H Jacksonville St.	55 52	
									254	A Lipscomb	66 56	
									272	H Indiana St.	57 59	
									276	A Morehead St.	57 51	
									276	H Morehead St.	67 62	
									288	A Eastern Ky.	83 63	
									288	H Eastern Ky.	85 38	
									312	H Omaha	65 52	
									322	A Evansville	90 44	
									336	A Tennessee St.	73 52	
									337	H SIUE	77 71	
									342	A UIC	80 45	
LAST 10 Division I												
			111	A Southeast Mo. St.	56 72	276	H Morehead St.	67 62				
			178	H Austin Peay	73 72	288	H Eastern Ky.	85 38				
			226	H Murray St.	66 46	178	A Austin Peay	76 47				
			55	A UT Martin	64 88	226	A Murray St.	87 92				
			337	H SIUE	77 71	111	H Southeast Mo. St.	65 77				

Non-Div I Games: Lindenwood (MO) 88 66

Eastern Ill.

■ Loss, 
 ■ Non-Conf, S Site, 
 ■ Home 
 ■ Away 
 N Neutral

Eastern Ky.

Through Games Of Feb. 27, 2020

Average RPI Win:	272	WON-LOST	WINNING	LAST 10	STRENGTH OF	OPP. STRENGTH	TEAM	ADJ.	CONF.	ADJ CONF.
Average RPI Loss:	170	RECORD	PCT. RANK	GAMES	SCHEDULE	OF SCHEDULE	RPI	RPI	RPI	RPI
DIV. I ONLY	9- 18	275	2-8	286	238	288	288	20	20	
DIV. I NON-CONF.	5- 5	164	0	267	168	198	198	23	23	
TOTALS	RPI 1-25	RPI 26-50	W-L RECORDS	RPI 51-100	RPI 101-150	RPI 150+				
9- 18	0- 0	0- 0	OVERALL	0- 5	0- 2	9- 11				
3- 9	0- 0	0- 0	HOME	0- 2	0- 1	3- 6				
6- 9	0- 0	0- 0	AWAY	0- 3	0- 1	6- 5				
0- 0	0- 0	0- 0	NEUTRAL	0- 0	0- 0	0- 0				
5- 5	0- 0	0- 0	NON-CONFERENCE	0- 2	0- 1	5- 2				
2- 2	0- 0	0- 0	HOME	0- 0	0- 0	2- 2				
3- 3	0- 0	0- 0	AWAY	0- 2	0- 1	3- 0				
0- 0	0- 0	0- 0	NEUTRAL	0- 0	0- 0	0- 0				
4- 13	0- 0	0- 0	CONFERENCE	0- 3	0- 1	4- 9				
1- 7	0- 0	0- 0	HOME	0- 2	0- 1	1- 4				
3- 6	0- 0	0- 0	AWAY	0- 1	0- 0	3- 5				
0- 0	0- 0	0- 0	NEUTRAL	0- 0	0- 0	0- 0				

RPI S	Opponent	Score	RPI S	Opponent	Score	RPI S	Opponent	Score	RPI S	Opponent	Score	Team's RPI: 288
						51	A Belmont	48 68	111	H Southeast Mo. St.	44 60	
						51	H Belmont	46 85	118	A Vanderbilt	69 75	
						55	H UT Martin	50 65	178	A Austin Peay	53 69	
						64	A IUPUI	42 72	184	H Northern Ky.	69 62	
						91	A Butler	41 73	193	A Memphis	63 60	
									196	H Chattanooga	71 65	
									199	H Miami (OH)	57 75	
									205	A Tennessee Tech	82 87	
									205	H Tennessee Tech	42 60	
									207	A Eastern Ill.	38 85	
									207	H Eastern Ill.	63 83	
									226	A Murray St.	65 66	
									252	A Jacksonville St.	54 68	
									252	H Jacksonville St.	33 43	
									256	A Xavier	56 55	
									259	H Youngstown St.	63 72	
									276	A Morehead St.	68 47	
									329	A Mercer	61 60	
									336	A Tennessee St.	61 55	
									336	H Tennessee St.	64 67	
									337	A SIUE	68 38	
									337	H SIUE	49 46	
LAST 10 Division I												
226	A Murray St.	65 66	337	A SIUE	68 38							
51	H Belmont	46 85	207	A Eastern Ill.	38 85							
336	H Tennessee St.	64 67	111	H Southeast Mo. St.	44 60							
178	A Austin Peay	53 69	55	H UT Martin	50 65							
276	A Morehead St.	68 47	205	A Tennessee Tech	82 87							

Non-Div I Games: Alice Lloyd 102 65

Eastern Ky.

Loss, Non-Conf, S Site, H Home A Away N Neutral

Average RPI Win:	208	WON-LOST	WINNING	LAST 10	STRENGTH OF	OPP. STRENGTH	TEAM	ADJ.	CONF.	ADJ CONF.
Average RPI Loss:	122	RECORD	PCT. RANK	GAMES	SCHEDULE	OF SCHEDULE	RPI	RPI	RPI	RPI
DIV. I ONLY	12- 13	189	5-5	186	130	172	172	10	10	
DIV. I NON-CONF.	4- 6	212	0	255	274	247	247	9	9	
TOTALS	RPI 1-25	RPI 26-50	W-L RECORDS	RPI 51-100	RPI 101-150	RPI 150+				
12- 13	0- 1	0- 1	OVERALL	1- 4	3- 1	8- 6				
6- 5	0- 1	0- 1	HOME	1- 2	1- 0	4- 1				
6- 8	0- 0	0- 0	AWAY	0- 2	2- 1	4- 5				
0- 0	0- 0	0- 0	NEUTRAL	0- 0	0- 0	0- 0				
4- 6	0- 0	0- 1	NON-CONFERENCE	0- 2	1- 0	3- 3				
2- 2	0- 0	0- 1	HOME	0- 1	1- 0	1- 0				
2- 4	0- 0	0- 0	AWAY	0- 1	0- 0	2- 3				
0- 0	0- 0	0- 0	NEUTRAL	0- 0	0- 0	0- 0				
8- 7	0- 1	0- 0	CONFERENCE	1- 2	2- 1	5- 3				
4- 3	0- 1	0- 0	HOME	1- 1	0- 0	3- 1				
4- 4	0- 0	0- 0	AWAY	0- 1	2- 1	2- 2				
0- 0	0- 0	0- 0	NEUTRAL	0- 0	0- 0	0- 0				

RPI 1-25				RPI 26-50				RPI 51-100				RPI 101+ Team's RPI: 172			
RPI	S	Opponent	Score	RPI	S	Opponent	Score	RPI	S	Opponent	Score	RPI	S	Opponent	Score
15	H	Central Mich.	82 89	34	H	Michigan	38 57	61	H	Ohio	65 75	102	A	Kent St.	74 69
								68	A	Ball St.	54 59	111	H	Southeast Mo. St.	69 64
								68	H	Ball St.	61 58	142	A	Buffalo	63 66
								85	A	Michigan St.	50 85	146	A	Western Mich.	83 79
								100	H	Southern Ill.	54 85	157	A	Akron	81 88
												157	H	Akron	53 64
												166	A	Wichita St.	52 63
												167	A	Binghamton	67 78
												174	A	Toledo	77 62
												181	A	Northern Ill.	59 65
												181	H	Northern Ill.	62 55
												199	H	Miami (OH)	80 53
												251	A	Bowling Green	70 58
												251	H	Bowling Green	78 61
												259	A	Youngstown St.	77 79
												333	A	Detroit Mercy	84 70
												338	H	Purdue Fort Wayne	64 40
												342	A	UIC	68 59
LAST 10 Division I															
181	A	Northern Ill.	59 65	61	H	Ohio	65 75	157	A	Akron	81 88				
68	H	Ball St.	61 58	174	A	Toledo	77 62	181	H	Northern Ill.	62 55				
157	H	Akron	53 64	15	H	Central Mich.	82 89								
251	A	Bowling Green	70 58												
146	A	Western Mich.	83 79												

Non-Div I Games: Olivet 95 38

Eastern Mich.

■ Loss, 
 ■ Non-Conf, 
 ■ S Site, 
 ■ Home 
 ■ A Away 
 N Neutral

Average RPI Win:	281	WON-LOST	WINNING	LAST 10	STRENGTH OF	OPP. STRENGTH	TEAM	ADJ.	CONF.	ADJ CONF.
Average RPI Loss:	143	RECORD	PCT. RANK	GAMES	SCHEDULE	OF SCHEDULE	RPI	RPI	RPI	RPI
DIV. I ONLY	3- 22	332	2-8	81	199	302	302	18	18	
DIV. I NON-CONF.	0- 8	338	0	7	98	235	235	17	17	
TOTALS	RPI 1-25	RPI 26-50	W-L RECORDS	RPI 51-100	RPI 101-150	RPI 150+				
3- 22	0- 2	0- 1	OVERALL	0- 2	0- 4	3- 13				
2- 9	0- 0	0- 0	HOME	0- 1	0- 2	2- 6				
1- 12	0- 2	0- 0	AWAY	0- 1	0- 2	1- 7				
0- 1	0- 0	0- 1	NEUTRAL	0- 0	0- 0	0- 0				
0- 8	0- 2	0- 1	NON-CONFERENCE	0- 0	0- 2	0- 3				
0- 2	0- 0	0- 0	HOME	0- 0	0- 1	0- 1				
0- 5	0- 2	0- 0	AWAY	0- 0	0- 1	0- 2				
0- 1	0- 0	0- 1	NEUTRAL	0- 0	0- 0	0- 0				
3- 14	0- 0	0- 0	CONFERENCE	0- 2	0- 2	3- 10				
2- 7	0- 0	0- 0	HOME	0- 1	0- 1	2- 5				
1- 7	0- 0	0- 0	AWAY	0- 1	0- 1	1- 5				
0- 0	0- 0	0- 0	NEUTRAL	0- 0	0- 0	0- 0				

RPI 1-25				RPI 26-50				RPI 51-100				RPI 101+ Team's RPI: 302			
RPI	S	Opponent	Score	RPI	S	Opponent	Score	RPI	S	Opponent	Score	RPI	S	Opponent	Score
8	A	Stanford	27 92	36	N	Bradley	46 66	86	A	Montana St.	47 79	101	H	Boise St.	61 63
13	A	Gonzaga	44 84					86	H	Montana St.	85 89	110	A	Utah	49 87
												120	A	Idaho	60 69
												120	H	Idaho	46 75
												153	A	San Jose St.	66 84
												154	A	Montana	54 92
												154	H	Montana	56 77
												162	H	Idaho St.	47 67
												169	A	Northern Ariz.	58 63
												169	H	Northern Ariz.	62 70
												176	A	Southern Utah	50 71
												176	H	Southern Utah	67 70
												194	H	Pepperdine	52 53
												210	A	UMKC	55 66
												218	A	Portland St.	58 75
												218	H	Portland St.	79 75
												224	A	Northern Colo.	42 63
												304	A	Sacramento St.	78 73
												304	H	Sacramento St.	67 74
												320	H	Weber St.	63 53
LAST 10 Division I															
176	H	Southern Utah	67 70	86	A	Montana St.	47 79								
169	A	Northern Ariz.	58 63	154	H	Montana	56 77								
304	A	Sacramento St.	78 73	169	H	Northern Ariz.	62 70								
218	H	Portland St.	79 75	304	H	Sacramento St.	67 74								
120	H	Idaho	46 75	224	A	Northern Colo.	42 63								

Non-Div I Games: Northwest Chrst. 81 62

Eastern Wash.

■ Loss, 
 ■ Non-Conf, 
 ■ S Site, 
 ■ Home 
 ■ A Away 
 N Neutral



Average RPI Win:	263	WON-LOST	WINNING	LAST 10	STRENGTH OF	OPP. STRENGTH	TEAM	ADJ.	CONF.	ADJ CONF.
Average RPI Loss:	95	RECORD	PCT. RANK	GAMES	SCHEDULE	OF SCHEDULE	RPI	RPI	RPI	RPI
DIV. I ONLY	11- 14	213	4-6	157	156	182	182	14	14	
DIV. I NON-CONF.	4- 6	212	0	54	236	133	133	13	13	
TOTALS	RPI 1-25	RPI 26-50	W-L RECORDS	RPI 51-100	RPI 101-150	RPI 150+				
11- 14	0- 1	0- 3	OVERALL	0- 3	0- 5	11- 2				
5- 5	0- 0	0- 1	HOME	0- 0	0- 3	5- 1				
6- 7	0- 1	0- 2	AWAY	0- 1	0- 2	6- 1				
0- 2	0- 0	0- 0	NEUTRAL	0- 2	0- 0	0- 0				
4- 6	0- 1	0- 0	NON-CONFERENCE	0- 3	0- 2	4- 0				
2- 1	0- 0	0- 0	HOME	0- 0	0- 1	2- 0				
2- 3	0- 1	0- 0	AWAY	0- 1	0- 1	2- 0				
0- 2	0- 0	0- 0	NEUTRAL	0- 2	0- 0	0- 0				
7- 8	0- 0	0- 3	CONFERENCE	0- 0	0- 3	7- 2				
3- 4	0- 0	0- 1	HOME	0- 0	0- 2	3- 1				
4- 4	0- 0	0- 2	AWAY	0- 0	0- 1	4- 1				
0- 0	0- 0	0- 0	NEUTRAL	0- 0	0- 0	0- 0				

RPI 1-25				RPI 26-50				RPI 51-100				RPI 101+ Team's RPI: 182			
RPI	S	Opponent	Score	RPI	S	Opponent	Score	RPI	S	Opponent	Score	RPI	S	Opponent	Score
23	A	NC State	49 62	41	A	James Madison	48 61	58	A	Marist	55 63	114	H	William & Mary	77 84
				42	A	Drexel	47 66	64	N	IUPUI	53 59	122	A	North Carolina	46 76
				42	H	Drexel	53 55	93	N	Coastal Caro.	65 76	125	A	Northeastern	65 68
												125	H	Northeastern	45 69
												129	H	Wake Forest	57 69
												177	A	Towson	74 61
												179	A	Delaware	60 73
												179	H	Delaware	56 65
												214	A	Furman	87 76
												216	A	UNLV	50 44
												239	H	Appalachian St.	67 66
												264	A	Col. of Charleston	85 57
												264	H	Col. of Charleston	90 48
												273	A	UNCW	60 57
												273	H	UNCW	77 53
												319	A	Hofstra	69 56
												319	H	Hofstra	67 50
												340	H	Western Caro.	68 24
LAST 10 Division I															
				42	A	Drexel	47 66	273	A	UNCW	60 57				
				179	A	Delaware	60 73	114	H	William & Mary	77 84				
				125	H	Northeastern	45 69	179	H	Delaware	56 65				
				319	H	Hofstra	67 50	42	H	Drexel	53 55				
				264	A	Col. of Charleston	85 57	319	A	Hofstra	69 56				

Non-Div I Games: Newberry 73 53

Elon

Average RPI Win:	291	WON-LOST	WINNING	LAST 10	STRENGTH OF	OPP. STRENGTH	TEAM	ADJ.	CONF.	ADJ CONF.
Average RPI Loss:	140	RECORD	PCT. RANK	GAMES	SCHEDULE	OF SCHEDULE	RPI	RPI	RPI	RPI
DIV. I ONLY	2- 23	346	0-10	151	152	322	322	8	8	
DIV. I NON-CONF.	2- 8	295	0	340	336	346	346	7	7	
TOTALS	RPI 1-25	RPI 26-50	W-L RECORDS	RPI 51-100	RPI 101-150	RPI 150+				
2- 23	0- 2	0- 3	OVERALL	0- 5	0- 5	2- 8				
2- 8	0- 1	0- 1	HOME	0- 2	0- 2	2- 2				
0- 15	0- 1	0- 2	AWAY	0- 3	0- 3	0- 6				
0- 0	0- 0	0- 0	NEUTRAL	0- 0	0- 0	0- 0				
2- 8	0- 0	0- 0	NON-CONFERENCE	0- 0	0- 1	2- 7				
2- 2	0- 0	0- 0	HOME	0- 0	0- 0	2- 2				
0- 6	0- 0	0- 0	AWAY	0- 0	0- 1	0- 5				
0- 0	0- 0	0- 0	NEUTRAL	0- 0	0- 0	0- 0				
0- 15	0- 2	0- 3	CONFERENCE	0- 5	0- 4	0- 1				
0- 6	0- 1	0- 1	HOME	0- 2	0- 2	0- 0				
0- 9	0- 1	0- 2	AWAY	0- 3	0- 2	0- 1				
0- 0	0- 0	0- 0	NEUTRAL	0- 0	0- 0	0- 0				

RPI S	Opponent	Score	RPI S	Opponent	Score	RPI S	Opponent	Score	RPI S	Opponent	Score	Team's RPI: 322
14	A Missouri St.	62 76	29	A Drake	44 108	63	A Illinois St.	58 81	111	A Southeast Mo. St.	60 83	
14	H Missouri St.	55 81	29	H Drake	51 66	81	A UNI	60 76	148	A Loyola Chicago	47 77	
			36	A Bradley	51 82	81	H UNI	49 67	148	H Loyola Chicago	61 71	
						100	A Southern Ill.	60 99	149	A Valparaiso	54 72	
						100	H Southern Ill.	57 70	149	H Valparaiso	66 88	
									178	A Austin Peay	64 80	
									199	A Miami (OH)	64 72	
									201	A Illinois	44 59	
									207	H Eastern Ill.	44 90	
									226	H Murray St.	59 61	
									233	H Marshall	66 62	
									272	A Indiana St.	58 68	
									337	A SIUE	74 85	
									338	A Purdue Fort Wayne	64 67	
									348	H Chicago St.	76 42	
LAST 10 Division I												
100	A Southern Ill.	60 99	149	A Valparaiso	54 72							
14	A Missouri St.	62 76	272	A Indiana St.	58 68							
81	H UNI	49 67	14	H Missouri St.	55 81							
29	H Drake	51 66	100	H Southern Ill.	57 70							
148	A Loyola Chicago	47 77	29	A Drake	44 108							

Non-Div I Games: Brescia 77 61

Evansville

FGCUFGCU

FGCU

Page 83

Average RPI Win:	291	WON-LOST	WINNING	LAST 10	STRENGTH OF	OPP. STRENGTH	TEAM	ADJ.	CONF.	ADJ CONF.
Average RPI Loss:	158	RECORD	PCT. RANK	GAMES	SCHEDULE	OF SCHEDULE	RPI	RPI	RPI	RPI
DIV. I ONLY	5- 21	319	1-9	162	210	303	303	13	13	
DIV. I NON-CONF.	3- 8	268	0	210	338	298	298	16	16	
TOTALS	RPI 1-25	RPI 26-50	W-L RECORDS	RPI 51-100	RPI 101-150	RPI 150+				
5- 21	0- 1	0- 3	OVERALL	0- 2	0- 3	5- 12				
2- 13	0- 1	0- 2	HOME	0- 1	0- 2	2- 7				
3- 8	0- 0	0- 1	AWAY	0- 1	0- 1	3- 5				
0- 0	0- 0	0- 0	NEUTRAL	0- 0	0- 0	0- 0				
3- 8	0- 0	0- 1	NON-CONFERENCE	0- 0	0- 2	3- 5				
1- 7	0- 0	0- 1	HOME	0- 0	0- 2	1- 4				
2- 1	0- 0	0- 0	AWAY	0- 0	0- 0	2- 1				
0- 0	0- 0	0- 0	NEUTRAL	0- 0	0- 0	0- 0				
2- 13	0- 1	0- 2	CONFERENCE	0- 2	0- 1	2- 7				
1- 6	0- 1	0- 1	HOME	0- 1	0- 0	1- 3				
1- 7	0- 0	0- 1	AWAY	0- 1	0- 1	1- 4				
0- 0	0- 0	0- 0	NEUTRAL	0- 0	0- 0	0- 0				

RPI 1-25				RPI 26-50				RPI 51-100				RPI 101+				Team's RPI: 303	
RPI	S	Opponent	Score	RPI	S	Opponent	Score	RPI	S	Opponent	Score	RPI	S	Opponent	Score		
25	H	Old Dominion	39 66	30	H	FGCU	54 100	57	A	Middle Tenn.	56 72	108	H	Bethune-Cookman	60 65		
				31	A	Western Ky.	51 71	65	H	Rice	47 68	119	A	UAB	58 71		
				49	H	Charlotte	50 64					144	H	North Florida	49 64		
												170	A	Jacksonville	52 77		
												178	H	Austin Peay	56 58		
												184	H	Northern Ky.	45 67		
												192	A	Fla. Atlantic	42 54		
												192	H	Fla. Atlantic	61 64		
												202	H	Southern Miss.	53 58		
												221	A	UTEP	34 64		
												225	H	Brown	57 72		
												233	A	Marshall	68 65		
												260	H	North Texas	58 56		
												265	A	Louisiana Tech	52 62		
												265	H	Louisiana Tech	44 68		
												279	H	Oakland	49 58		
												307	A	N.C. Central	59 58		
												309	A	Georgia St.	70 63		
												310	A	UTSA	45 60		
												346	H	Grambling	56 55		
LAST 10 Division I																	
				265	A	Louisiana Tech	52 62	31	A	Western Ky.	51 71						
				192	A	Fla. Atlantic	42 54	233	A	Marshall	68 65						
				202	H	Southern Miss.	53 58	49	H	Charlotte	50 64						
				265	H	Louisiana Tech	44 68	25	H	Old Dominion	39 66						
				192	H	Fla. Atlantic	61 64	57	A	Middle Tenn.	56 72						

Non-Div I Games:

FIU

■ Loss, 
 ■ Non-Conf, 
 ■ S Site, 
 ■ H Home 
 ■ A Away 
 N Neutral

Average RPI Win:	266	WON-LOST	WINNING	LAST 10	STRENGTH OF	OPP. STRENGTH	TEAM	ADJ.	CONF.	ADJ CONF.
Average RPI Loss:	164	RECORD	PCT. RANK	GAMES	SCHEDULE	OF SCHEDULE	RPI	RPI	RPI	RPI
DIV. I ONLY	13- 13	170	4-6	299	230	231	231	24	24	
DIV. I NON-CONF.	3- 6	235	0	331	89	309	309	25	25	
TOTALS	RPI 1-25	RPI 26-50	W-L RECORDS	RPI 51-100	RPI 101-150	RPI 150+				
13- 13	0- 0	0- 0	OVERALL	1- 6	0- 0	12- 7				
8- 4	0- 0	0- 0	HOME	1- 1	0- 0	7- 3				
5- 9	0- 0	0- 0	AWAY	0- 5	0- 0	5- 4				
0- 0	0- 0	0- 0	NEUTRAL	0- 0	0- 0	0- 0				
3- 6	0- 0	0- 0	NON-CONFERENCE	0- 3	0- 0	3- 3				
2- 2	0- 0	0- 0	HOME	0- 0	0- 0	2- 2				
1- 4	0- 0	0- 0	AWAY	0- 3	0- 0	1- 1				
0- 0	0- 0	0- 0	NEUTRAL	0- 0	0- 0	0- 0				
10- 7	0- 0	0- 0	CONFERENCE	1- 3	0- 0	9- 4				
6- 2	0- 0	0- 0	HOME	1- 1	0- 0	5- 1				
4- 5	0- 0	0- 0	AWAY	0- 2	0- 0	4- 3				
0- 0	0- 0	0- 0	NEUTRAL	0- 0	0- 0	0- 0				

RPI S	Opponent	Score	RPI S	Opponent	Score	RPI S	Opponent	Score	RPI S	Opponent	Score	Team's RPI: 231
						58	A Marist	45 75	165	H Dartmouth	51 52	
						58	H Marist	52 48	187	A Quinnipiac	62 76	
						62	A St. John's (NY)	69 71	187	H Quinnipiac	72 60	
						78	A Seton Hall	44 74	206	H Manhattan	87 47	
						83	A Rider	52 60	212	A Rhode Island	41 74	
						83	H Rider	60 68	225	H Brown	44 58	
						94	A Temple	59 77	228	A Iona	52 40	
									228	H Iona	52 59	
									283	A Niagara	77 65	
									284	A Siena	65 35	
									296	A Monmouth	40 39	
									296	H Monmouth	49 38	
									315	H Navy	66 52	
									319	H Hofstra	73 64	
									323	A Saint Peter's	63 66	
									323	H Saint Peter's	67 48	
									330	A LIU Brooklyn	53 51	
									339	A Canisius	63 70	
									339	H Canisius	72 70	
LAST 10 Division I												
			83	H Rider	60 68	296	A Monmouth	40 39				
			58	A Marist	45 75	339	A Canisius	63 70				
			187	H Quinnipiac	72 60	283	A Niagara	77 65				
			323	A Saint Peter's	63 66	58	H Marist	52 48				
			228	H Iona	52 59	83	A Rider	52 60				

Non-Div I Games:

Fairfield

Average RPI Win: 314		WON-LOST	WINNING	LAST 10	STRENGTH OF	OPP. STRENGTH	TEAM	ADJ.	CONF.	ADJ CONF.
Average RPI Loss: 225		RECORD	PCT. RANK	GAMES	SCHEDULE	OF SCHEDULE	RPI	RPI	RPI	RPI
DIV. I ONLY		10- 16	244	4-6	347	345	317	317	30	30
DIV. I NON-CONF.		3- 8	268	0	338	332	328	328	30	30
TOTALS		RPI 1-25	RPI 26-50	W-L RECORDS	RPI 51-100	RPI 101-150	RPI 150+			
10- 16	0- 0		0- 0	OVERALL	0- 0	0- 3	10- 13			
5- 8	0- 0		0- 0	HOME	0- 0	0- 2	5- 6			
5- 8	0- 0		0- 0	AWAY	0- 0	0- 1	5- 7			
0- 0	0- 0		0- 0	NEUTRAL	0- 0	0- 0	0- 0			
3- 8	0- 0		0- 0	NON-CONFERENCE	0- 0	0- 0	3- 8			
1- 4	0- 0		0- 0	HOME	0- 0	0- 0	1- 4			
2- 4	0- 0		0- 0	AWAY	0- 0	0- 0	2- 4			
0- 0	0- 0		0- 0	NEUTRAL	0- 0	0- 0	0- 0			
7- 8	0- 0		0- 0	CONFERENCE	0- 0	0- 3	7- 5			
4- 4	0- 0		0- 0	HOME	0- 0	0- 2	4- 2			
3- 4	0- 0		0- 0	AWAY	0- 0	0- 1	3- 3			
0- 0	0- 0		0- 0	NEUTRAL	0- 0	0- 0	0- 0			

[illegible]

Non-Div I Games:

Fairleigh Dickinson

■ Loss, ■ Non-Conf, S Site, H Home A Away N Neutral

Fla. Atlantic

Through Games Of Feb. 27, 2020

Average RPI Win:	239	WON-LOST	WINNING	LAST 10	STRENGTH OF	OPP. STRENGTH	TEAM	ADJ.	CONF.	ADJ CONF.
Average RPI Loss:	104	RECORD	PCT. RANK	GAMES	SCHEDULE	OF SCHEDULE	RPI	RPI	RPI	RPI
DIV. I ONLY	12- 15	209	4-6	126	144	192	192	13	13	
DIV. I NON-CONF.	6- 5	151	0	203	195	185	185	16	16	
TOTALS	RPI 1-25	RPI 26-50	W-L RECORDS	RPI 51-100	RPI 101-150	RPI 150+				
12- 15	0- 3	1- 2	OVERALL	0- 3	2- 3	9- 4				
8- 7	0- 1	1- 1	HOME	0- 2	0- 1	7- 2				
4- 8	0- 2	0- 1	AWAY	0- 1	2- 2	2- 2				
0- 0	0- 0	0- 0	NEUTRAL	0- 0	0- 0	0- 0				
6- 5	0- 1	0- 0	NON-CONFERENCE	0- 1	2- 2	4- 1				
4- 3	0- 0	0- 0	HOME	0- 1	0- 1	4- 1				
2- 2	0- 1	0- 0	AWAY	0- 0	2- 1	0- 0				
0- 0	0- 0	0- 0	NEUTRAL	0- 0	0- 0	0- 0				
6- 10	0- 2	1- 2	CONFERENCE	0- 2	0- 1	5- 3				
4- 4	0- 1	1- 1	HOME	0- 1	0- 0	3- 1				
2- 6	0- 1	0- 1	AWAY	0- 1	0- 1	2- 2				
0- 0	0- 0	0- 0	NEUTRAL	0- 0	0- 0	0- 0				

RPI 1-25				RPI 26-50				RPI 51-100				RPI 101+ Team's RPI: 192			
RPI	S	Opponent	Score	RPI	S	Opponent	Score	RPI	S	Opponent	Score	RPI	S	Opponent	Score
10	A	Iowa	53 85	31	A	Western Ky.	59 68	57	A	Middle Tenn.	66 81	113	H	Kansas	60 90
25	A	Old Dominion	49 60	31	H	Western Ky.	56 69	65	H	Rice	69 78	119	A	UAB	73 92
25	H	Old Dominion	63 75	49	H	Charlotte	65 44	97	H	Harvard	51 65	123	A	Richmond	55 57
												143	A	Hampton	64 63
												146	A	Western Mich.	80 79
												195	H	Little Rock	79 72
												202	H	Southern Miss.	67 71
												214	H	Furman	63 69
												221	A	UTEP	65 96
												233	A	Marshall	75 85
												260	H	North Texas	84 78
												261	H	Loyola Maryland	72 61
												265	H	Louisiana Tech	77 75
												284	H	Siena	83 39
												303	A	FIU	64 61
												303	H	FIU	54 42
												310	A	UTSA	80 53
												349	H	Central Conn. St.	72 54
LAST 10 Division I															
25	A	Old Dominion	49 60	303	A	FIU	64 61								
31	H	Western Ky.	56 69	233	A	Marshall	75 85								
303	H	FIU	54 42	31	A	Western Ky.	59 68								
265	H	Louisiana Tech	77 75	25	H	Old Dominion	63 75								
202	H	Southern Miss.	67 71	49	H	Charlotte	65 44								

Non-Div I Games:

Fla. Atlantic

Loss, Non-Conf, S Site, H Home A Away N Neutral

Average RPI Win:	211	WON-LOST	WINNING	LAST 10	STRENGTH OF	OPP. STRENGTH	TEAM	ADJ.	CONF.	ADJ CONF.
Average RPI Loss:	46	RECORD	PCT. RANK	GAMES	SCHEDULE	OF SCHEDULE	RPI	RPI	RPI	RPI
DIV. I ONLY	15- 13	160	4-6	103	61	127	127	4	4	
DIV. I NON-CONF.	9- 4	84	0	314	188	197	197	5	5	
TOTALS	RPI 1-25	RPI 26-50	W-L RECORDS	RPI 51-100	RPI 101-150	RPI 150+				
15- 13	1- 5	1- 3	OVERALL	0- 3	3- 2	10- 0				
9- 7	0- 3	1- 2	HOME	0- 2	2- 0	6- 0				
5- 5	1- 2	0- 1	AWAY	0- 1	1- 1	3- 0				
1- 1	0- 0	0- 0	NEUTRAL	0- 0	0- 1	1- 0				
9- 4	0- 1	0- 1	NON-CONFERENCE	0- 0	1- 2	8- 0				
6- 2	0- 1	0- 1	HOME	0- 0	1- 0	5- 0				
2- 1	0- 0	0- 0	AWAY	0- 0	0- 1	2- 0				
1- 1	0- 0	0- 0	NEUTRAL	0- 0	0- 1	1- 0				
6- 9	1- 4	1- 2	CONFERENCE	0- 3	2- 0	2- 0				
3- 5	0- 2	1- 1	HOME	0- 2	1- 0	1- 0				
3- 4	1- 2	0- 1	AWAY	0- 1	1- 0	1- 0				
0- 0	0- 0	0- 0	NEUTRAL	0- 0	0- 0	0- 0				

RPI	S	Opponent	Score	RPI	S	Opponent	Score	RPI	S	Opponent	Score	RPI	S	Opponent	Score	Team's RPI: 127
2	H	South Carolina	67 100	28	H	Florida St.	55 66	52	A	Alabama	62 69	106	A	Auburn	83 63	
12	A	Mississippi St.	47 93	33	H	LSU	68 77	59	H	Tennessee	50 78	113	A	Kansas	66 76	
17	H	Indiana	49 73	39	A	Arkansas	57 79	69	H	Georgia	43 49	118	H	Vanderbilt	68 60	
18	A	Texas A&M	42 69	39	H	Arkansas	83 80					121	H	Davidson	55 50	
21	A	Kentucky	70 62									129	N	Wake Forest	68 73	
21	H	Kentucky	45 65									160	H	Samford	84 48	
												161	A	Missouri	75 67	
												256	N	Xavier	67 64	
												275	H	Longwood	71 54	
												287	H	Ole Miss	74 72	
												293	A	Prairie View	51 44	
												308	H	Presbyterian	60 46	
												329	H	Mercer	71 50	
												341	H	Florida A&M	84 40	
												346	A	Grambling	72 65	
LAST 10 Division I																
2	H	South Carolina	67 100	69	H	Georgia	43 49									
39	H	Arkansas	83 80	21	A	Kentucky	70 62									
52	A	Alabama	62 69	33	H	LSU	68 77									
161	A	Missouri	75 67	39	A	Arkansas	57 79									
287	H	Ole Miss	74 72	18	A	Texas A&M	42 69									

Non-Div I Games:

Florida

■ Loss, 
 ■ Non-Conf, 
 S Site, 
 ■ Home 
 ■ Away 
 N Neutral



Average RPI Win:	339	WON-LOST	WINNING	LAST 10	STRENGTH OF	OPP. STRENGTH	TEAM	ADJ.	CONF.	ADJ CONF.
Average RPI Loss:	219	RECORD	PCT. RANK	GAMES	SCHEDULE	OF SCHEDULE	RPI	RPI	RPI	RPI
DIV. I ONLY	4- 20	323	2-8	327	350	341	341	29	29	
DIV. I NON-CONF.	0- 9	338	0	282	346	349	349	29	29	
TOTALS	RPI 1-25	RPI 26-50	W-L RECORDS	RPI 51-100	RPI 101-150	RPI 150+				
4- 20	0- 0	0- 1	OVERALL	0- 0	0- 3	4- 16				
2- 8	0- 0	0- 0	HOME	0- 0	0- 1	2- 7				
2- 12	0- 0	0- 1	AWAY	0- 0	0- 2	2- 9				
0- 0	0- 0	0- 0	NEUTRAL	0- 0	0- 0	0- 0				
0- 9	0- 0	0- 1	NON-CONFERENCE	0- 0	0- 2	0- 6				
0- 2	0- 0	0- 0	HOME	0- 0	0- 0	0- 2				
0- 7	0- 0	0- 1	AWAY	0- 0	0- 2	0- 4				
0- 0	0- 0	0- 0	NEUTRAL	0- 0	0- 0	0- 0				
4- 11	0- 0	0- 0	CONFERENCE	0- 0	0- 1	4- 10				
2- 6	0- 0	0- 0	HOME	0- 0	0- 1	2- 5				
2- 5	0- 0	0- 0	AWAY	0- 0	0- 0	2- 5				
0- 0	0- 0	0- 0	NEUTRAL	0- 0	0- 0	0- 0				

RPI S	Opponent	Score	RPI S	Opponent	Score	RPI S	Opponent	Score	RPI S	Opponent	Score	Team's RPI: 341
33	A LSU	45 73							108	H Bethune-Cookman	57 78	
									127	A Florida	40 84	
									138	A Texas Tech	60 98	
									156	A N.C. A&T	44 71	
									156	H N.C. A&T	49 66	
									170	H Jacksonville	54 88	
									180	A Norfolk St.	51 59	
									180	H Norfolk St.	62 69	
									241	H Morgan St.	47 59	
									248	H Alabama A&M	53 77	
									249	A Howard	58 72	
									249	H Howard	56 82	
									252	A Jacksonville St.	67 72	
									263	A Delaware St.	53 61	
									307	A N.C. Central	57 66	
									307	H N.C. Central	70 71	
									325	A UMES	81 71	
									328	A USC Upstate	61 74	
									331	H Coppin St.	58 48	
									332	A Alcorn	42 58	
									350	A South Carolina St.	44 39	
									350	H South Carolina St.	57 45	
									351	A Mississippi Val.	70 71	
LAST 10 Division I												
350	H	South Carolina St.	57	45	249	H	Howard	56	82			
180	H	Norfolk St.	62	69	108	H	Bethune-Cookman	57	78			
325	A	UMES	81	71	180	A	Norfolk St.	51	59			
263	A	Delaware St.	53	61	249	A	Howard	58	72			
156	H	N.C. A&T	49	66	307	H	N.C. Central	70	71			

Non-Div I Games: Johnson (FL) 102 40 Trinity Baptist 103 54

Florida A&amp;M

■ Loss, 
 ■ Non-Conf, S Site, 
 ■ Home 
 ■ Away 
 N Neutral

Average RPI Win:	133	WON-LOST	WINNING	LAST 10	STRENGTH OF	OPP. STRENGTH	TEAM	ADJ.	CONF.	ADJ CONF.
Average RPI Loss:	60	RECORD	PCT. RANK	GAMES	SCHEDULE	OF SCHEDULE	RPI	RPI	RPI	RPI
DIV. I ONLY	22- 6	29	7-3	83	36	28	28	5	5	
DIV. I NON-CONF.	11- 0	1	0	131	50	11	11	4	4	
TOTALS	RPI 1-25	RPI 26-50	W-L RECORDS	RPI 51-100	RPI 101-150	RPI 150+				
22- 6	2- 1	3- 1	OVERALL	5- 4	5- 0	7- 0				
12- 2	0- 0	1- 0	HOME	4- 2	3- 0	4- 0				
8- 4	1- 1	1- 1	AWAY	1- 2	2- 0	3- 0				
2- 0	1- 0	1- 0	NEUTRAL	0- 0	0- 0	0- 0				
11- 0	1- 0	2- 0	NON-CONFERENCE	2- 0	2- 0	4- 0				
6- 0	0- 0	0- 0	HOME	2- 0	1- 0	3- 0				
3- 0	0- 0	1- 0	AWAY	0- 0	1- 0	1- 0				
2- 0	1- 0	1- 0	NEUTRAL	0- 0	0- 0	0- 0				
11- 6	1- 1	1- 1	CONFERENCE	3- 4	3- 0	3- 0				
6- 2	0- 0	1- 0	HOME	2- 2	2- 0	1- 0				
5- 4	1- 1	0- 1	AWAY	1- 2	1- 0	2- 0				
0- 0	0- 0	0- 0	NEUTRAL	0- 0	0- 0	0- 0				

RPI 1-25				RPI 26-50				Team's RPI: 28	RPI 51-100				RPI 101+			
RPI	S	Opponent	Score	RPI	S	Opponent	Score		RPI	S	Opponent	Score	RPI	S	Opponent	Score
6	A	Louisville	67 59	26	A	Duke	64 66		53	H	Virginia	63 55	122	H	North Carolina	78 64
18	N	Texas A&M	80 58	33	A	LSU	70 62		62	H	St. John's (NY)	74 70	127	A	Florida	66 55
23	A	NC State	51 68	34	N	Michigan	79 69		70	A	Georgia Tech	62 65	129	A	Wake Forest	70 65
				35	H	Virginia Tech	86 62		70	H	Georgia Tech	52 67	129	H	Wake Forest	78 67
									71	H	Boston College	56 65	144	H	North Florida	70 41
									85	H	Michigan St.	78 68	160	H	Samford	88 59
									96	A	Miami (FL)	73 62	170	H	Jacksonville	75 41
									96	H	Miami (FL)	79 61	222	A	Clemson	81 64
									98	A	Syracuse	89 90	222	H	Clemson	81 54
													292	A	Pittsburgh	66 41
													342	A	UIC	86 42
													344	H	Charleston So.	88 36
LAST 10 Division I																
222	H	Clemson	81 54	6	A	Louisville	67 59		292	A	Pittsburgh	66 41				
70	A	Georgia Tech	62 65	71	H	Boston College	56 65		96	H	Miami (FL)	79 61				
129	H	Wake Forest	78 67	129	A	Wake Forest	70 65									
26	A	Duke	64 66													
53	H	Virginia	63 55													

Non-Div I Games:

Florida St.

Average RPI Win: <b>164</b>	WON-LOST	WINNING	LAST 10	STRENGTH OF	OPP. STRENGTH	TEAM	ADJ.	CONF.	ADJ CONF.
Average RPI Loss: <b>106</b>	RECORD	PCT. RANK	GAMES	SCHEDULE	OF SCHEDULE	RPI	RPI	RPI	RPI
DIV. I ONLY	18- 10	83	6-4	116	96	88	88	12	12
DIV. I NON-CONF.	8- 5	117	0	170	64	128	128	12	12
TOTALS	RPI 1-25	RPI 26-50	W-L RECORDS	RPI 51-100	RPI 101-150	RPI 150+			
18- 10	0- 0	1- 1	OVERALL	2- 3	6- 5	9- 1			
12- 2	0- 0	0- 0	HOME	2- 1	3- 1	7- 0			
5- 7	0- 0	1- 0	AWAY	0- 2	2- 4	2- 1			
1- 1	0- 0	0- 1	NEUTRAL	0- 0	1- 0	0- 0			
8- 5	0- 0	1- 1	NON-CONFERENCE	0- 1	2- 2	5- 1			
5- 2	0- 0	0- 0	HOME	0- 1	1- 1	4- 0			
2- 2	0- 0	1- 0	AWAY	0- 0	0- 1	1- 1			
1- 1	0- 0	0- 1	NEUTRAL	0- 0	1- 0	0- 0			
10- 5	0- 0	0- 0	CONFERENCE	2- 2	4- 3	4- 0			
7- 0	0- 0	0- 0	HOME	2- 0	2- 0	3- 0			
3- 5	0- 0	0- 0	AWAY	0- 2	2- 3	1- 0			
0- 0	0- 0	0- 0	NEUTRAL	0- 0	0- 0	0- 0			

RPI S	Opponent	Score	RPI S	Opponent	Score	RPI S	Opponent	Score	RPI S	Opponent	Score
39 N	Arkansas	59 <b>71</b>	54 A	Dayton	44 <b>48</b>	105 A	VCU	52 <b>62</b>			
49 A	Charlotte	76 51	54 H	Dayton	50 38	112 H	Notre Dame	55 <b>60</b>			
			76 H	Villanova	66 <b>73</b>	121 A	Davidson	62 <b>74</b>			
			89 A	Saint Louis	49 <b>59</b>	121 H	Davidson	47 46			
			89 H	Saint Louis	66 54	123 A	Richmond	64 47			
						124 A	Duquesne	63 <b>74</b>			
						125 H	Northeastern	74 58			
						128 A	Columbia	51 <b>70</b>			
						134 N	Lehigh	59 57			
						137 H	George Washington	53 47			
						139 A	Massachusetts	69 64			
						160 H	Samford	68 37			
						191 H	La Salle	62 45			
						198 H	Houston	63 54			
						206 A	Manhattan	51 45			
						209 A	Penn St.	59 <b>72</b>			
						212 H	Rhode Island	60 50			
						234 A	George Mason	66 54			
						240 H	Georgetown	67 54			
						245 H	Southern U.	65 52			
						294 H	St. Bonaventure	79 53			
LAST 10 Division I											
124 A	Duquesne	63 <b>74</b>	139 A	Massachusetts	69 64						
54 H	Dayton	50 38	212 H	Rhode Island	60 50						
89 A	Saint Louis	49 <b>59</b>	191 H	La Salle	62 45						
123 A	Richmond	64 47	105 A	VCU	52 <b>62</b>						
121 H	Davidson	47 46	54 A	Dayton	44 <b>48</b>						

Non-Div I Games:

Fordham

■ Loss, 
 ■ Non-Conf, 
 ■ S Site, 
 ■ H Home 
 ■ A Away 
 N Neutral

Average RPI Win:	219	WON-LOST	WINNING	LAST 10	STRENGTH OF	OPP. STRENGTH	TEAM	ADJ.	CONF.	ADJ CONF.
Average RPI Loss:	151	RECORD	PCT. RANK	GAMES	SCHEDULE	OF SCHEDULE	RPI	RPI	RPI	RPI
DIV. I ONLY	21- 6	32	8-2	217	189	75	75	17	17	
DIV. I NON-CONF.	5- 4	140	0	183	163	136	136	19	19	
TOTALS	RPI 1-25	RPI 26-50	W-L RECORDS	RPI 51-100	RPI 101-150	RPI 150+				
21- 6	0- 0	0- 0	OVERALL	0- 2	1- 1	20- 3				
11- 1	0- 0	0- 0	HOME	0- 1	0- 0	11- 0				
9- 4	0- 0	0- 0	AWAY	0- 0	1- 1	8- 3				
1- 1	0- 0	0- 0	NEUTRAL	0- 1	0- 0	1- 0				
5- 4	0- 0	0- 0	NON-CONFERENCE	0- 2	0- 1	5- 1				
2- 1	0- 0	0- 0	HOME	0- 1	0- 0	2- 0				
2- 2	0- 0	0- 0	AWAY	0- 0	0- 1	2- 1				
1- 1	0- 0	0- 0	NEUTRAL	0- 1	0- 0	1- 0				
16- 2	0- 0	0- 0	CONFERENCE	0- 0	1- 0	15- 2				
9- 0	0- 0	0- 0	HOME	0- 0	0- 0	9- 0				
7- 2	0- 0	0- 0	AWAY	0- 0	1- 0	6- 2				
0- 0	0- 0	0- 0	NEUTRAL	0- 0	0- 0	0- 0				

[illegible]

Fresno St.

Average RPI Win:	242	WON-LOST	WINNING	LAST 10	STRENGTH OF	OPP. STRENGTH	TEAM	ADJ.	CONF.	ADJ CONF.
Average RPI Loss:	175	RECORD	PCT. RANK	GAMES	SCHEDULE	OF SCHEDULE	RPI	RPI	RPI	RPI
DIV. I ONLY	14- 11	143	4-6	337	177	214	214	27	27	
DIV. I NON-CONF.	7- 5	131	0	246	83	135	135	22	22	
TOTALS	RPI 1-25	RPI 26-50	W-L RECORDS	RPI 51-100	RPI 101-150	RPI 150+				
14- 11	0- 0	0- 0	OVERALL	0- 2	2- 3	12- 6				
7- 3	0- 0	0- 0	HOME	0- 0	1- 1	6- 2				
6- 8	0- 0	0- 0	AWAY	0- 2	1- 2	5- 4				
1- 0	0- 0	0- 0	NEUTRAL	0- 0	0- 0	1- 0				
7- 5	0- 0	0- 0	NON-CONFERENCE	0- 2	2- 1	5- 2				
3- 1	0- 0	0- 0	HOME	0- 0	1- 0	2- 1				
3- 4	0- 0	0- 0	AWAY	0- 2	1- 1	2- 1				
1- 0	0- 0	0- 0	NEUTRAL	0- 0	0- 0	1- 0				
7- 6	0- 0	0- 0	CONFERENCE	0- 0	0- 2	7- 4				
4- 2	0- 0	0- 0	HOME	0- 0	0- 1	4- 1				
3- 4	0- 0	0- 0	AWAY	0- 0	0- 1	3- 3				
0- 0	0- 0	0- 0	NEUTRAL	0- 0	0- 0	0- 0				

RPI 1-25				RPI 26-50				RPI 51-100				RPI 101+				Team's RPI: 214	
RPI	S	Opponent	Score	RPI	S	Opponent	Score	RPI	S	Opponent	Score	RPI	S	Opponent	Score		
								57	A	Middle Tenn.	62	78	118	A	Vanderbilt	46	74
								69	A	Georgia	48	77	123	A	Richmond	70	69
												141	A	UNC Greensboro	53	61	
												141	H	UNC Greensboro	53	59	
												143	H	Hampton	70	65	
												160	A	Samford	72	59	
												160	H	Samford	77	69	
												182	H	Elon	76	87	
												183	A	Gardner-Webb	72	67	
												192	A	Fla. Atlantic	69	63	
												196	A	Chattanooga	52	60	
												196	H	Chattanooga	63	69	
												222	A	Clemson	71	77	
												235	N	Saint Joseph's	63	48	
												269	A	Wofford	62	66	
												289	A	ETSU	81	62	
												289	H	ETSU	67	47	
												300	H	Ga. Southern	78	63	
												309	H	Georgia St.	62	55	
												329	A	Mercer	55	61	
												329	H	Mercer	62	49	
												340	A	Western Caro.	69	59	
												340	H	Western Caro.	69	53	
LAST 10 Division I																	
				141	A	UNC Greensboro	53	61				160	A	Samford	72	59	
				340	A	Western Caro.	69	59				269	A	Wofford	62	66	
				289	H	ETSU	67	47				340	H	Western Caro.	69	53	
				196	H	Chattanooga	63	69				141	H	UNC Greensboro	53	59	
				329	A	Mercer	55	61				196	A	Chattanooga	52	60	

Non-Div I Games: North Greenville 88 51 Newberry 62 43 UNKNOWN 88 24

Furman

Loss, Non-Conf, S Site, H Home A Away N Neutral

## Ga. Southern

Through Games Of Feb. 27, 2020

Average RPI Win:	<b>281</b>	WON-LOST	WINNING	LAST 10	STRENGTH OF	OPP. STRENGTH	TEAM	ADJ.	CONF.	ADJ CONF.
Average RPI Loss:	<b>192</b>	RECORD	PCT. RANK	GAMES	SCHEDULE	OF SCHEDULE	RPI	RPI	RPI	RPI
DIV. I ONLY	<b>9- 18</b>	<b>275</b>	<b>4-6</b>	<b>281</b>	<b>302</b>	<b>300</b>	<b>300</b>	<b>21</b>	<b>21</b>	
DIV. I NON-CONF.	<b>3- 8</b>	<b>268</b>	<b>0</b>	<b>273</b>	<b>329</b>	<b>285</b>	<b>285</b>	<b>20</b>	<b>20</b>	
TOTALS	RPI 1-25	RPI 26-50	W-L RECORDS	RPI 51-100	RPI 101-150	RPI 150+				
9- 18	0- 0	0- 1	OVERALL	0- 2	0- 2	9- 13				
5- 6	0- 0	0- 1	HOME	0- 1	0- 0	5- 4				
3- 11	0- 0	0- 0	AWAY	0- 1	0- 1	3- 9				
1- 1	0- 0	0- 0	NEUTRAL	0- 0	0- 1	1- 0				
3- 8	0- 0	0- 0	NON-CONFERENCE	0- 0	0- 2	3- 6				
0- 2	0- 0	0- 0	HOME	0- 0	0- 0	0- 2				
2- 5	0- 0	0- 0	AWAY	0- 0	0- 1	2- 4				
1- 1	0- 0	0- 0	NEUTRAL	0- 0	0- 1	1- 0				
6- 10	0- 0	0- 1	CONFERENCE	0- 2	0- 0	6- 7				
5- 4	0- 0	0- 1	HOME	0- 1	0- 0	5- 2				
1- 6	0- 0	0- 0	AWAY	0- 1	0- 0	1- 5				
0- 0	0- 0	0- 0	NEUTRAL	0- 0	0- 0	0- 0				

RPI 1-25			RPI 26-50			RPI 51-100			RPI 101+ Team's RPI: 300		
RPI	S	Opponent	Score	RPI	S	Opponent	Score	RPI	S	Opponent	Score
				47	H	Troy	69 <b>79</b>	93	A	Coastal Caro.	59 <b>66</b>
								93	H	Coastal Caro.	74 <b>90</b>
LAST 10 Division I											
255	A	Texas St.	68 <b>72</b>	257	H	Arkansas St.	80 67	314	N	St. Francis Brooklyn	78 47
239	H	Appalachian St.	78 70	195	H	Little Rock	49 <b>65</b>	329	A	Mercer	52 <b>62</b>
93	H	Coastal Caro.	74 <b>90</b>	239	A	Appalachian St.	75 <b>83</b>	347	A	La.-Monroe	72 66
197	A	Louisiana	60 <b>72</b>	93	A	Coastal Caro.	59 <b>66</b>	347	H	La.-Monroe	64 47
347	A	La.-Monroe	72 66	309	H	Georgia St.	81 56				

Non-Div I Games:

Ga. Southern

■ Loss, 
 ■ Non-Conf, 
 ■ S Site, 
 ■ H Home 
 ■ A Away 
 N Neutral

Average RPI Win: 259		WON-LOST	WINNING	LAST 10	STRENGTH OF	OPP. STRENGTH	TEAM	ADJ.	CONF.	ADJ CONF.
Average RPI Loss: 175		RECORD	PCT. RANK	GAMES	SCHEDULE	OF SCHEDULE	RPI	RPI	RPI	RPI
DIV. I ONLY		16- 11	119	7-3	278	292	183	183	25	25
DIV. I NON-CONF.		5- 4	140	0	242	222	172	172	28	28
TOTALS		RPI 1-25	RPI 26-50	W-L RECORDS	RPI 51-100	RPI 101-150	RPI 150+			
16- 11	0- 0		0- 2	OVERALL	0- 1	1- 2	15- 6			
10- 3	0- 0		0- 0	HOME	0- 0	1- 0	9- 3			
6- 8	0- 0		0- 2	AWAY	0- 1	0- 2	6- 3			
0- 0	0- 0		0- 0	NEUTRAL	0- 0	0- 0	0- 0			
5- 4	0- 0		0- 2	NON-CONFERENCE	0- 1	0- 0	5- 1			
3- 1	0- 0		0- 0	HOME	0- 0	0- 0	3- 1			
2- 3	0- 0		0- 2	AWAY	0- 1	0- 0	2- 0			
0- 0	0- 0		0- 0	NEUTRAL	0- 0	0- 0	0- 0			
11- 7	0- 0		0- 0	CONFERENCE	0- 0	1- 2	10- 5			
7- 2	0- 0		0- 0	HOME	0- 0	1- 0	6- 2			
4- 5	0- 0		0- 0	AWAY	0- 0	0- 2	4- 3			
0- 0	0- 0		0- 0	NEUTRAL	0- 0	0- 0	0- 0			

[illegible]

Non-Div I Games:

Gardner-Webb

Loss, Non-Conf, S Site, H Home A Away N Neutral

## George Mason

Through Games Of Feb. 27, 2020

Average RPI Win: <b>227</b>	WON-LOST	WINNING	LAST 10	STRENGTH OF	OPP. STRENGTH	TEAM	ADJ.	CONF.	ADJ CONF.
Average RPI Loss: <b>131</b>	RECORD	PCT. RANK	GAMES	SCHEDULE	OF SCHEDULE	RPI	RPI	RPI	RPI
DIV. I ONLY	9- 19	281	2-8	143	149	234	234	12	12
DIV. I NON-CONF.	6- 7	182	0	161	256	184	184	12	12
TOTALS	RPI 1-25	RPI 26-50	W-L RECORDS	RPI 51-100	RPI 101-150	RPI 150+			
9- 19	0- 0	0- 3	OVERALL	0- 4	2- 6	7- 6			
4- 9	0- 0	0- 2	HOME	0- 2	2- 3	2- 2			
5- 9	0- 0	0- 0	AWAY	0- 2	0- 3	5- 4			
0- 1	0- 0	0- 1	NEUTRAL	0- 0	0- 0	0- 0			
6- 7	0- 0	0- 3	NON-CONFERENCE	0- 1	0- 0	6- 3			
2- 4	0- 0	0- 2	HOME	0- 0	0- 0	2- 2			
4- 2	0- 0	0- 0	AWAY	0- 1	0- 0	4- 1			
0- 1	0- 0	0- 1	NEUTRAL	0- 0	0- 0	0- 0			
3- 12	0- 0	0- 0	CONFERENCE	0- 3	2- 6	1- 3			
2- 5	0- 0	0- 0	HOME	0- 2	2- 3	0- 0			
1- 7	0- 0	0- 0	AWAY	0- 1	0- 3	1- 3			
0- 0	0- 0	0- 0	NEUTRAL	0- 0	0- 0	0- 0			

RPI S	Opponent	Score	RPI S	Opponent	Score	RPI S	Opponent	Score	RPI S	Opponent	Score	Team's RPI: 234
			35	H Virginia Tech	58 77	54	A Dayton	55 59	105	A VCU	36 48	
			36	N Bradley	59 61	88	H Fordham	54 66	105	H VCU	63 82	
			50	H Bucknell	51 64	89	H Saint Louis	51 64	121	H Davidson	69 76	
						93	A Coastal Caro.	59 74	123	H Richmond	70 75	
									124	A Duquesne	63 84	
									137	A George Washington	57 62	
									137	H George Washington	70 60	
									139	H Massachusetts	73 56	
									179	A Delaware	44 63	
									189	H American	73 55	
									191	A La Salle	65 77	
									209	A Penn St.	78 68	
									210	H UMKC	58 64	
									212	A Rhode Island	42 47	
									223	A SMU	59 58	
									235	A Saint Joseph's	54 49	
									249	H Howard	75 86	
									264	A Col. of Charleston	72 61	
									294	A St. Bonaventure	47 62	
									315	A Navy	67 58	
									333	H Detroit Mercy	75 62	
LAST 10 Division I												
			105	A VCU	36 48	139	H Massachusetts	73 56				
			235	A Saint Joseph's	54 49	212	A Rhode Island	42 47				
			123	H Richmond	70 75	191	A La Salle	65 77				
			137	A George Washington	57 62	105	H VCU	63 82				
			89	H Saint Louis	51 64	124	A Duquesne	63 84				

Non-Div I Games:

George Mason

■ Loss, 
 ■ Non-Conf, 
 ■ S Site, 
 ■ H Home 
 ■ A Away 
 N Neutral



Average RPI Win: <b>183</b>	WON-LOST	WINNING	LAST 10	STRENGTH OF	OPP. STRENGTH	TEAM	ADJ.	CONF.	ADJ CONF.
Average RPI Loss: <b>113</b>	RECORD	PCT. RANK	GAMES	SCHEDULE	OF SCHEDULE	RPI	RPI	RPI	RPI
DIV. I ONLY	<b>13- 15</b>	<b>195</b>	<b>6-4</b>	<b>86</b>	<b>116</b>	<b>137</b>	<b>137</b>	<b>12</b>	<b>12</b>
DIV. I NON-CONF.	<b>6- 7</b>	<b>182</b>	<b>0</b>	<b>84</b>	<b>74</b>	<b>124</b>	<b>124</b>	<b>12</b>	<b>12</b>
TOTALS	RPI 1-25	RPI 26-50	W-L RECORDS	RPI 51-100	RPI 101-150	RPI 150+			
13- 15	0- 2	0- 1	OVERALL	1- 5	4- 3	8- 4			
6- 7	0- 1	0- 1	HOME	0- 3	2- 1	4- 1			
7- 8	0- 1	0- 0	AWAY	1- 2	2- 2	4- 3			
0- 0	0- 0	0- 0	NEUTRAL	0- 0	0- 0	0- 0			
6- 7	0- 2	0- 1	NON-CONFERENCE	1- 1	0- 2	5- 1			
2- 4	0- 1	0- 1	HOME	0- 1	0- 1	2- 0			
4- 3	0- 1	0- 0	AWAY	1- 0	0- 1	3- 1			
0- 0	0- 0	0- 0	NEUTRAL	0- 0	0- 0	0- 0			
7- 8	0- 0	0- 0	CONFERENCE	0- 4	4- 1	3- 3			
4- 3	0- 0	0- 0	HOME	0- 2	2- 0	2- 1			
3- 5	0- 0	0- 0	AWAY	0- 2	2- 1	1- 2			
0- 0	0- 0	0- 0	NEUTRAL	0- 0	0- 0	0- 0			

RPI 1-25				RPI 26-50				RPI 51-100				RPI 101+ Team's RPI: 137			
RPI	S	Opponent	Score	RPI	S	Opponent	Score	RPI	S	Opponent	Score	RPI	S	Opponent	Score
3	A	Maryland	54 <b>88</b>	41	H	James Madison	50 <b>69</b>	54	A	Dayton	44 <b>50</b>	105	A	VCU	56 55
9	H	Princeton	50 <b>75</b>					54	H	Dayton	50 <b>66</b>	114	H	William & Mary	51 <b>63</b>
								76	A	Villanova	68 56	121	A	Davidson	55 <b>62</b>
								84	H	Minnesota	50 <b>83</b>	124	A	Duquesne	72 65
								88	A	Fordham	47 <b>53</b>	124	H	Duquesne	65 60
								89	H	Saint Louis	45 <b>59</b>	134	A	Lehigh	53 <b>59</b>
												139	H	Massachusetts	50 47
												179	A	Delaware	63 49
												187	A	Quinnipiac	78 67
												189	A	American	53 <b>66</b>
												191	H	La Salle	54 <b>61</b>
												193	A	Memphis	64 63
												212	H	Rhode Island	73 56
												234	A	George Mason	60 <b>70</b>
												234	H	George Mason	62 57
												235	A	Saint Joseph's	56 50
												240	H	Georgetown	52 49
												294	A	St. Bonaventure	55 <b>59</b>
												331	H	Coppin St.	54 35
LAST 10 Division I															
212	H	Rhode Island	73 56	105	A	VCU	56 55								
124	A	Duquesne	72 65	294	A	St. Bonaventure	55 <b>59</b>								
54	A	Dayton	44 <b>50</b>	89	H	Saint Louis	45 <b>59</b>								
234	H	George Mason	62 57	235	A	Saint Joseph's	56 50								
191	H	La Salle	54 <b>61</b>	139	H	Massachusetts	50 47								

Non-Div I Games:

George Washington

■ Loss, 
 ■ Non-Conf, 
 ■ S Site, 
 ■ H Home 
 ■ A Away 
 N Neutral

## Georgetown

Through Games Of Feb. 27, 2020

Average RPI Win:	267	WON-LOST	WINNING	LAST 10	STRENGTH OF	OPP. STRENGTH	TEAM	ADJ.	CONF.	ADJ CONF.
Average RPI Loss:	83	RECORD	PCT. RANK	GAMES	SCHEDULE	OF SCHEDULE	RPI	RPI	RPI	RPI
DIV. I ONLY	5- 22	321	1-9	80	77	240	240	6	6	
DIV. I NON-CONF.	3- 8	268	0	154	177	219	219	6	6	
TOTALS	RPI 1-25	RPI 26-50	W-L RECORDS	RPI 51-100	RPI 101-150	RPI 150+				
5- 22	0- 2	0- 4	OVERALL	0- 11	0- 4	5- 1				
1- 11	0- 1	0- 3	HOME	0- 5	0- 1	1- 1				
4- 10	0- 1	0- 1	AWAY	0- 5	0- 3	4- 0				
0- 1	0- 0	0- 0	NEUTRAL	0- 1	0- 0	0- 0				
3- 8	0- 0	0- 1	NON-CONFERENCE	0- 3	0- 4	3- 0				
0- 3	0- 0	0- 1	HOME	0- 1	0- 1	0- 0				
3- 4	0- 0	0- 0	AWAY	0- 1	0- 3	3- 0				
0- 1	0- 0	0- 0	NEUTRAL	0- 1	0- 0	0- 0				
2- 14	0- 2	0- 3	CONFERENCE	0- 8	0- 0	2- 1				
1- 8	0- 1	0- 2	HOME	0- 4	0- 0	1- 1				
1- 6	0- 1	0- 1	AWAY	0- 4	0- 0	1- 0				
0- 0	0- 0	0- 0	NEUTRAL	0- 0	0- 0	0- 0				

RPI 1-25				RPI 26-50				RPI 51-100				RPI 101+ Team's RPI: 240			
RPI	S	Opponent	Score	RPI	S	Opponent	Score	RPI	S	Opponent	Score	RPI	S	Opponent	Score
20	A	DePaul	66 92	37	A	Marquette	51 73	62	A	St. John's (NY)	54 71	121	A	Davidson	52 66
20	H	DePaul	69 87	37	H	Marquette	56 76	62	H	St. John's (NY)	68 74	123	H	Richmond	49 51
				41	H	James Madison	59 66	75	N	Fresno St.	69 82	128	A	Columbia	49 54
				43	H	Creighton	56 65	76	A	Villanova	53 74	137	A	George Washington	49 52
								76	H	Villanova	40 48	171	H	Providence	62 53
								78	A	Seton Hall	60 79	256	A	Xavier	63 50
								78	H	Seton Hall	47 61	256	H	Xavier	64 85
								83	H	Rider	64 65	290	A	LMU (CA)	64 53
								88	A	Fordham	54 67	292	A	Pittsburgh	66 56
								91	A	Butler	42 60	325	A	UMES	57 39
								91	H	Butler	46 47				
LAST 10 Division I															
				37	H	Marquette	56 76	62	H	St. John's (NY)	68 74				
				20	H	DePaul	69 87	78	H	Seton Hall	47 61				
				76	H	Villanova	40 48	20	A	DePaul	66 92				
				256	A	Xavier	63 50	37	A	Marquette	51 73				
				91	A	Butler	42 60	76	A	Villanova	53 74				

Non-Div I Games:

Georgetown

■ Loss, 
 ■ Non-Conf, 
 ■ S Site, 
 ■ H Home 
 ■ A Away 
 N Neutral

Average RPI Win:	163	WON-LOST	WINNING	LAST 10	STRENGTH OF	OPP. STRENGTH	TEAM	ADJ.	CONF.	ADJ CONF.
Average RPI Loss:	45	RECORD	PCT. RANK	GAMES	SCHEDULE	OF SCHEDULE	RPI	RPI	RPI	RPI
DIV. I ONLY	15- 13	160	4-6	13	66	69	69	4	4	
DIV. I NON-CONF.	9- 4	84	0	42	212	84	84	5	5	
TOTALS	RPI 1-25	RPI 26-50	W-L RECORDS	RPI 51-100	RPI 101-150	RPI 150+				
15- 13	0- 8	3- 0	OVERALL	2- 3	2- 1	8- 1				
9- 8	0- 4	0- 0	HOME	1- 2	1- 1	7- 1				
4- 5	0- 4	2- 0	AWAY	0- 1	1- 0	1- 0				
2- 0	0- 0	1- 0	NEUTRAL	1- 0	0- 0	0- 0				
9- 4	0- 2	1- 0	NON-CONFERENCE	1- 2	0- 0	7- 0				
7- 3	0- 1	0- 0	HOME	0- 2	0- 0	7- 0				
0- 1	0- 1	0- 0	AWAY	0- 0	0- 0	0- 0				
2- 0	0- 0	1- 0	NEUTRAL	1- 0	0- 0	0- 0				
6- 9	0- 6	2- 0	CONFERENCE	1- 1	2- 1	1- 1				
2- 5	0- 3	0- 0	HOME	1- 0	1- 1	0- 1				
4- 4	0- 3	2- 0	AWAY	0- 1	1- 0	1- 0				
0- 0	0- 0	0- 0	NEUTRAL	0- 0	0- 0	0- 0				

RPI	S	Opponent	Score	RPI	S	Opponent	Score	RPI	S	Opponent	Score	RPI	S	Opponent	Score
2	H	South Carolina	53 88	33	A	LSU	73 56	52	H	Alabama	76 75	106	H	Auburn	61 50
4	A	Baylor	38 72	35	N	Virginia Tech	77 72	59	A	Tennessee	56 73	118	H	Vanderbilt	55 63
11	H	UCLA	50 59	39	A	Arkansas	64 55	70	H	Georgia Tech	40 73	127	A	Florida	49 43
12	A	Mississippi St.	53 67					76	H	Villanova	58 63	156	H	N.C. A&T	72 54
12	H	Mississippi St.	66 73					91	N	Butler	69 36	161	H	Missouri	65 73
18	A	Texas A&M	63 64									183	H	Gardner-Webb	84 56
18	H	Texas A&M	47 64									214	H	Furman	77 48
21	A	Kentucky	77 88									215	H	Kennesaw St.	80 65
												247	H	East Carolina	67 50
												287	A	Ole Miss	58 51
												328	H	USC Upstate	67 53
												329	H	Mercer	76 60
LAST 10 Division I															
21	A	Kentucky	77 88	161	H	Missouri	65 73								
33	A	LSU	73 56	12	A	Mississippi St.	53 67								
18	H	Texas A&M	47 64	18	A	Texas A&M	63 64								
52	H	Alabama	76 75	2	H	South Carolina	53 88								
127	A	Florida	49 43	39	A	Arkansas	64 55								

Non-Div I Games:

Georgia

■ Loss, 
 ■ Non-Conf, 
 ■ S Site, 
 ■ H Home 
 ■ A Away 
 N Neutral

Average RPI Win:	293	WON-LOST	WINNING	LAST 10	STRENGTH OF	OPP. STRENGTH	TEAM	ADJ.	CONF.	ADJ CONF.
Average RPI Loss:	178	RECORD	PCT. RANK	GAMES	SCHEDULE	OF SCHEDULE	RPI	RPI	RPI	RPI
DIV. I ONLY	8- 19	286	4-6	264	286	309	309	21	21	
DIV. I NON-CONF.	3- 8	268	0	266	317	319	319	20	20	
TOTALS	RPI 1-25	RPI 26-50	W-L RECORDS	RPI 51-100	RPI 101-150	RPI 150+				
8- 19	0- 1	0- 1	OVERALL	0- 3	0- 2	8- 12				
5- 9	0- 1	0- 1	HOME	0- 1	0- 0	5- 6				
2- 10	0- 0	0- 0	AWAY	0- 2	0- 2	2- 6				
1- 0	0- 0	0- 0	NEUTRAL	0- 0	0- 0	1- 0				
3- 8	0- 1	0- 0	NON-CONFERENCE	0- 1	0- 1	3- 5				
2- 4	0- 1	0- 0	HOME	0- 0	0- 0	2- 3				
0- 4	0- 0	0- 0	AWAY	0- 1	0- 1	0- 2				
1- 0	0- 0	0- 0	NEUTRAL	0- 0	0- 0	1- 0				
5- 11	0- 0	0- 1	CONFERENCE	0- 2	0- 1	5- 7				
3- 5	0- 0	0- 1	HOME	0- 1	0- 0	3- 3				
2- 6	0- 0	0- 0	AWAY	0- 1	0- 1	2- 4				
0- 0	0- 0	0- 0	NEUTRAL	0- 0	0- 0	0- 0				

RPI 1-25				RPI 26-50				RPI 51-100				RPI 101+ Team's RPI: 309			
RPI	S	Opponent	Score	RPI	S	Opponent	Score	RPI	S	Opponent	Score	RPI	S	Opponent	Score
3	H	Maryland	41 114	47	H	Troy	57 71	70	A	Georgia Tech	28 69	107	A	UT Arlington	32 58
								93	A	Coastal Caro.	45 87	141	A	UNC Greensboro	49 64
								93	H	Coastal Caro.	50 66	174	H	Toledo	48 74
												195	A	Little Rock	46 66
												195	H	Little Rock	58 43
												197	A	Louisiana	61 53
												197	H	Louisiana	65 75
												214	A	Furman	55 62
												221	A	UTEP	68 71
												239	A	Appalachian St.	37 65
												239	H	Appalachian St.	59 64
												243	H	South Alabama	64 81
												248	H	Alabama A&M	52 67
												257	A	Arkansas St.	68 70
												257	H	Arkansas St.	67 56
												300	A	Ga. Southern	56 81
												303	H	FIU	63 70
												316	N	New Mexico St.	59 51
												337	H	SIUE	74 73
												347	A	La.-Monroe	52 43
												347	H	La.-Monroe	68 52
												350	H	South Carolina St.	77 52
LAST 10 Division I															
				107	A	UT Arlington	32 58					195	H	Little Rock	58 43
				93	H	Coastal Caro.	50 66					257	H	Arkansas St.	67 56
				239	H	Appalachian St.	59 64					93	A	Coastal Caro.	45 87
				347	A	La.-Monroe	52 43					239	A	Appalachian St.	37 65
				197	A	Louisiana	61 53					300	A	Ga. Southern	56 81

Non-Div I Games:

Georgia St.

## Georgia Tech

Through Games Of Feb. 27, 2020

Average RPI Win:	149	WON-LOST	WINNING	LAST 10	STRENGTH OF	OPP. STRENGTH	TEAM	ADJ.	CONF.	ADJ CONF.
Average RPI Loss:	66	RECORD	PCT. RANK	GAMES	SCHEDULE	OF SCHEDULE	RPI	RPI	RPI	RPI
DIV. I ONLY	18- 10	83	4-6	85	33	70	70	5	5	
DIV. I NON-CONF.	9- 2	37	0	200	55	62	62	4	4	
TOTALS	RPI 1-25	RPI 26-50	W-L RECORDS	RPI 51-100	RPI 101-150	RPI 150+				
18- 10	1- 2	2- 3	OVERALL	6- 2	2- 3	7- 0				
10- 4	0- 1	1- 0	HOME	2- 1	2- 2	5- 0				
6- 4	1- 0	1- 2	AWAY	2- 1	0- 1	2- 0				
2- 2	0- 1	0- 1	NEUTRAL	2- 0	0- 0	0- 0				
9- 2	0- 1	0- 1	NON-CONFERENCE	3- 0	1- 0	5- 0				
5- 0	0- 0	0- 0	HOME	0- 0	1- 0	4- 0				
2- 0	0- 0	0- 0	AWAY	1- 0	0- 0	1- 0				
2- 2	0- 1	0- 1	NEUTRAL	2- 0	0- 0	0- 0				
9- 8	1- 1	2- 2	CONFERENCE	3- 2	1- 3	2- 0				
5- 4	0- 1	1- 0	HOME	2- 1	1- 2	1- 0				
4- 4	1- 0	1- 2	AWAY	1- 1	0- 1	1- 0				
0- 0	0- 0	0- 0	NEUTRAL	0- 0	0- 0	0- 0				

RPI 1-25				RPI 26-50				RPI 51-100 Team's RPI: 70				RPI 101+			
RPI	S	Opponent	Score	RPI	S	Opponent	Score	RPI	S	Opponent	Score	RPI	S	Opponent	Score
6	H	Louisville	47 58	26	A	Duke	46 58	53	H	Virginia	61 51	112	H	Notre Dame	51 59
18	N	Texas A&M	48 60	28	A	Florida St.	67 52	65	N	Rice	54 52	122	H	North Carolina	60 67
23	A	NC State	65 61	28	H	Florida St.	65 62	69	A	Georgia	73 40	129	A	Wake Forest	60 65
				35	A	Virginia Tech	61 64	71	H	Boston College	48 55	129	H	Wake Forest	62 52
				45	N	Rutgers	43 46	78	N	Seton Hall	79 54	145	H	Wisconsin	60 41
								96	A	Miami (FL)	49 54	198	H	Houston	69 38
								96	H	Miami (FL)	61 54	215	A	Kennesaw St.	63 47
								98	A	Syracuse	82 64	222	H	Clemson	49 47
												289	H	ETSU	87 48
												292	A	Pittsburgh	77 48
												309	H	Georgia St.	69 28
												346	H	Grambling	89 42
LAST 10 Division I															
28	H	Florida St.	65 62	292	A	Pittsburgh	77 48								
6	H	Louisville	47 58	112	H	Notre Dame	51 59								
23	A	NC State	65 61	96	A	Miami (FL)	49 54								
35	A	Virginia Tech	61 64	26	A	Duke	46 58								
129	H	Wake Forest	62 52	122	H	North Carolina	60 67								

Non-Div I Games:

Georgia Tech

■ Loss, 
 ■ Non-Conf, 
 ■ S Site, 
 ■ H Home 
 ■ A Away 
 N Neutral

## Gonzaga

Through Games Of Feb. 27, 2020

Average RPI Win:	149	WON-LOST	WINNING	LAST 10	STRENGTH OF	OPP. STRENGTH	TEAM	ADJ.	CONF.	ADJ CONF.
Average RPI Loss:	97	RECORD	PCT. RANK	GAMES	SCHEDULE	OF SCHEDULE	RPI	RPI	RPI	RPI
DIV. I ONLY	27- 2	4	9-1	72	88	13	13	11	11	
DIV. I NON-CONF.	11- 1	13	0	16	36	2	2	11	11	
TOTALS	RPI 1-25	RPI 26-50	W-L RECORDS	RPI 51-100	RPI 101-150	RPI 150+				
27- 2	1- 1	1- 0	OVERALL	6- 0	7- 0	12- 1				
14- 0	1- 0	0- 0	HOME	2- 0	4- 0	7- 0				
10- 2	0- 1	0- 0	AWAY	2- 0	3- 0	5- 1				
3- 0	0- 0	1- 0	NEUTRAL	2- 0	0- 0	0- 0				
11- 1	1- 1	1- 0	NON-CONFERENCE	4- 0	2- 0	3- 0				
5- 0	1- 0	0- 0	HOME	1- 0	1- 0	2- 0				
3- 1	0- 1	0- 0	AWAY	1- 0	1- 0	1- 0				
3- 0	0- 0	1- 0	NEUTRAL	2- 0	0- 0	0- 0				
16- 1	0- 0	0- 0	CONFERENCE	2- 0	5- 0	9- 1				
9- 0	0- 0	0- 0	HOME	1- 0	3- 0	5- 0				
7- 1	0- 0	0- 0	AWAY	1- 0	2- 0	4- 1				
0- 0	0- 0	0- 0	NEUTRAL	0- 0	0- 0	0- 0				

RPI	S	Opponent	Score	RPI	S	Opponent	Score	RPI	S	Opponent	Score	RPI	S	Opponent	Score
8	A	Stanford	70 76	40	N	Purdue	63 50	54	N	Dayton	76 65	109	A	Washington St.	76 53
14	H	Missouri St.	64 52					55	H	UT Martin	78 55	115	A	San Diego	57 42
								57	N	Middle Tenn.	62 50	115	H	San Diego	57 46
								74	A	BYU	55 43	133	A	Pacific	83 65
								74	H	BYU	59 44	133	H	Pacific	68 67
								86	A	Montana St.	70 55	136	H	Portland	62 57
												147	H	Texas Southern	80 45
												164	A	Wyoming	65 54
												185	A	Saint Mary's (CA)	60 70
												185	H	Saint Mary's (CA)	74 49
												190	A	Santa Clara	67 52
												190	H	Santa Clara	53 46
												194	A	Pepperdine	64 50
												194	H	Pepperdine	70 36
												217	A	San Francisco	69 46
												217	H	San Francisco	56 38
												244	H	CSU Bakersfield	92 48
												290	A	LMU (CA)	75 47
												290	H	LMU (CA)	78 52
												302	H	Eastern Wash.	84 44
LAST 10 Division I															
194	A	Pepperdine	64 50	133	A	Pacific	83 65								
290	A	LMU (CA)	75 47	74	H	BYU	59 44								
190	H	Santa Clara	53 46	115	H	San Diego	57 46								
217	H	San Francisco	56 38	290	H	LMU (CA)	78 52								
185	A	Saint Mary's (CA)	60 70	194	H	Pepperdine	70 36								

Non-Div I Games:

Gonzaga

■ Loss, 
 ■ Non-Conf, S Site, 
 ■ Home 
 ■ Away 
 N Neutral

Average RPI Win: <b>290</b>	WON-LOST	WINNING	LAST 10	STRENGTH OF	OPP. STRENGTH	TEAM	ADJ.	CONF.	ADJ CONF.
Average RPI Loss: <b>208</b>	RECORD	PCT. RANK	GAMES	SCHEDULE	OF SCHEDULE	RPI	RPI	RPI	RPI
DIV. I ONLY	2- 22	344	1-9	252	340	346	346	32	32
DIV. I NON-CONF.	0- 10	338	0	93	192	313	313	31	31
TOTALS	RPI 1-25	RPI 26-50	W-L RECORDS	RPI 51-100	RPI 101-150	RPI 150+			
2- 22	0- 2	0- 0	OVERALL	0- 1	0- 4	2- 15			
2- 7	0- 0	0- 0	HOME	0- 0	0- 3	2- 4			
0- 14	0- 2	0- 0	AWAY	0- 1	0- 1	0- 10			
0- 1	0- 0	0- 0	NEUTRAL	0- 0	0- 0	0- 1			
0- 10	0- 2	0- 0	NON-CONFERENCE	0- 1	0- 2	0- 5			
0- 2	0- 0	0- 0	HOME	0- 0	0- 2	0- 0			
0- 7	0- 2	0- 0	AWAY	0- 1	0- 0	0- 4			
0- 1	0- 0	0- 0	NEUTRAL	0- 0	0- 0	0- 1			
2- 12	0- 0	0- 0	CONFERENCE	0- 0	0- 2	2- 10			
2- 5	0- 0	0- 0	HOME	0- 0	0- 1	2- 4			
0- 7	0- 0	0- 0	AWAY	0- 0	0- 1	0- 6			
0- 0	0- 0	0- 0	NEUTRAL	0- 0	0- 0	0- 0			

RPI 1-25				RPI 26-50				RPI 51-100				RPI 101+ Team's RPI: 346			
RPI	S	Opponent	Score	RPI	S	Opponent	Score	RPI	S	Opponent	Score	RPI	S	Opponent	Score
4	A	Baylor	46 <b>120</b>					70	A	Georgia Tech	42 <b>89</b>	107	H	UT Arlington	54 <b>88</b>
21	A	Kentucky	35 <b>81</b>									127	H	Florida	65 <b>72</b>
												147	A	Texas Southern	62 <b>85</b>
												147	H	Texas Southern	85 <b>89</b>
												152	A	Jackson St.	46 <b>61</b>
												152	H	Jackson St.	59 <b>82</b>
												166	A	Wichita St.	65 <b>77</b>
												167	N	Binghamton	67 <b>88</b>
												245	A	Southern U.	57 <b>81</b>
												245	H	Southern U.	51 <b>70</b>
												248	H	Alabama A&M	69 59
												265	A	Louisiana Tech	66 <b>70</b>
												293	A	Prairie View	58 <b>65</b>
												293	H	Prairie View	54 <b>67</b>
												303	A	FIU	55 <b>56</b>
												327	H	Alabama St.	59 <b>73</b>
												332	A	Alcorn	54 <b>80</b>
												332	H	Alcorn	70 59
												334	A	Northwestern St.	61 <b>65</b>
												335	A	Ark.-Pine Bluff	79 <b>84</b>
												351	A	Mississippi Val.	57 <b>68</b>
LAST 10 Division I															
				152	H	Jackson St.	59 <b>82</b>			351	A	Mississippi Val.	57 <b>68</b>		
				147	A	Texas Southern	62 <b>85</b>			335	A	Ark.-Pine Bluff	79 <b>84</b>		
				293	A	Prairie View	58 <b>65</b>			152	A	Jackson St.	46 <b>61</b>		
				332	H	Alcorn	70 59			147	H	Texas Southern	85 <b>89</b>		
				245	H	Southern U.	51 <b>70</b>			293	H	Prairie View	54 <b>67</b>		

Non-Div I Games: Centenary (LA) 106 42

Grambling

■ Loss, 
 ■ Non-Conf, 
 ■ S Site, 
 ■ Home 
 ■ A Away 
 N Neutral

Average RPI Win:	283	WON-LOST	WINNING	LAST 10	STRENGTH OF	OPP. STRENGTH	TEAM	ADJ.	CONF.	ADJ CONF.
Average RPI Loss:	216	RECORD	PCT. RANK	GAMES	SCHEDULE	OF SCHEDULE	RPI	RPI	RPI	RPI
DIV. I ONLY	13- 10	142	8-2	312	338	238	238	31	31	
DIV. I NON-CONF.	3- 6	235	0	181	293	275	275	32	32	
TOTALS	RPI 1-25	RPI 26-50	W-L RECORDS	RPI 51-100	RPI 101-150	RPI 150+				
13- 10	0- 0	0- 0	OVERALL	0- 0	0- 2	13- 8				
8- 5	0- 0	0- 0	HOME	0- 0	0- 0	8- 5				
5- 5	0- 0	0- 0	AWAY	0- 0	0- 2	5- 3				
0- 0	0- 0	0- 0	NEUTRAL	0- 0	0- 0	0- 0				
3- 6	0- 0	0- 0	NON-CONFERENCE	0- 0	0- 2	3- 4				
3- 2	0- 0	0- 0	HOME	0- 0	0- 0	3- 2				
0- 4	0- 0	0- 0	AWAY	0- 0	0- 2	0- 2				
0- 0	0- 0	0- 0	NEUTRAL	0- 0	0- 0	0- 0				
10- 4	0- 0	0- 0	CONFERENCE	0- 0	0- 0	10- 4				
5- 3	0- 0	0- 0	HOME	0- 0	0- 0	5- 3				
5- 1	0- 0	0- 0	AWAY	0- 0	0- 0	5- 1				
0- 0	0- 0	0- 0	NEUTRAL	0- 0	0- 0	0- 0				

[illegible]

Non-Div I Games:	Benedictine Mesa	72	53	Whittier	77	41
------------------	------------------	----	----	----------	----	----

## Grand Canyon

■ Loss, ■ Non-Conf, S Site, H Home A Away N Neutral



Average RPI Win: <b>223</b>	WON-LOST	WINNING	LAST 10	STRENGTH OF	OPP. STRENGTH	TEAM	ADJ.	CONF.	ADJ CONF.
Average RPI Loss: <b>109</b>	RECORD	PCT. RANK	GAMES	SCHEDULE	OF SCHEDULE	RPI	RPI	RPI	RPI
DIV. I ONLY	17- 12	129	8-2	117	202	117	117	22	22
DIV. I NON-CONF.	5- 7	205	0	27	38	102	102	21	21
TOTALS	RPI 1-25	RPI 26-50	W-L RECORDS	RPI 51-100	RPI 101-150	RPI 150+			
17- 12	1- 2	0- 2	OVERALL	2- 3	1- 1	13- 4			
7- 6	0- 1	0- 2	HOME	0- 2	0- 1	7- 0			
8- 5	1- 0	0- 0	AWAY	1- 1	1- 0	5- 4			
2- 1	0- 1	0- 0	NEUTRAL	1- 0	0- 0	1- 0			
5- 7	1- 2	0- 2	NON-CONFERENCE	1- 2	0- 0	3- 1			
1- 4	0- 1	0- 2	HOME	0- 1	0- 0	1- 0			
2- 2	1- 0	0- 0	AWAY	0- 1	0- 0	1- 1			
2- 1	0- 1	0- 0	NEUTRAL	1- 0	0- 0	1- 0			
12- 5	0- 0	0- 0	CONFERENCE	1- 1	1- 1	10- 3			
6- 2	0- 0	0- 0	HOME	0- 1	0- 1	6- 0			
6- 3	0- 0	0- 0	AWAY	1- 0	1- 0	4- 3			
0- 0	0- 0	0- 0	NEUTRAL	0- 0	0- 0	0- 0			

RPI 1-25				RPI 26-50				RPI 51-100				RPI 101+ Team's RPI: 117			
RPI	S	Opponent	Score	RPI	S	Opponent	Score	RPI	S	Opponent	Score	RPI	S	Opponent	Score
12	N	Mississippi St.	58 <b>83</b>	32	H	South Dakota	60 <b>66</b>	58	A	Marist	60 <b>72</b>	150	A	Wright St.	68 59
15	A	Central Mich.	111 105	37	H	Marquette	47 <b>60</b>	64	A	IUPUI	61 58	150	H	Wright St.	58 <b>70</b>
20	H	DePaul	65 <b>76</b>					64	H	IUPUI	42 <b>54</b>	161	H	Missouri	72 64
								73	H	South Dakota St.	55 <b>60</b>	173	A	Maine	60 <b>61</b>
								98	N	Syracuse	79 73	184	A	Northern Ky.	43 <b>63</b>
												184	H	Northern Ky.	65 44
												200	A	Cleveland St.	74 54
												200	H	Cleveland St.	81 51
												229	A	Milwaukee	60 <b>65</b>
												229	H	Milwaukee	61 48
												251	N	Bowling Green	73 54
												259	A	Youngstown St.	70 63
												279	A	Oakland	88 <b>93</b>
												279	H	Oakland	76 51
												333	A	Detroit Mercy	65 48
												333	H	Detroit Mercy	72 45
												342	A	UIC	75 49
												342	H	UIC	73 36
												348	A	Chicago St.	102 46
LAST 10 Division I															
200	H	Cleveland St.	81 51	229	A	Milwaukee	60 <b>65</b>								
64	A	IUPUI	61 58	184	A	Northern Ky.	43 <b>63</b>								
342	A	UIC	75 49	150	A	Wright St.	68 59								
279	H	Oakland	76 51	200	A	Cleveland St.	74 54								
333	H	Detroit Mercy	72 45	259	A	Youngstown St.	70 63								

Non-Div I Games:

Green Bay

■ Loss, 
 ■ Non-Conf, S Site, 
 ■ Home 
 ■ Away 
 N Neutral

Average RPI Win: <b>239</b>	WON-LOST	WINNING	LAST 10	STRENGTH OF	OPP. STRENGTH	TEAM	ADJ.	CONF.	ADJ CONF.
Average RPI Loss: <b>162</b>	RECORD	PCT. RANK	GAMES	SCHEDULE	OF SCHEDULE	RPI	RPI	RPI	RPI
DIV. I ONLY	16- 10	94	7-3	183	284	143	143	25	25
DIV. I NON-CONF.	4- 5	195	0	61	138	116	116	28	28
TOTALS	RPI 1-25	RPI 26-50	W-L RECORDS	RPI 51-100	RPI 101-150	RPI 150+			
16- 10	0- 1	0- 0	OVERALL	1- 0	2- 2	13- 7			
7- 5	0- 0	0- 0	HOME	0- 0	0- 2	7- 3			
7- 5	0- 1	0- 0	AWAY	1- 0	0- 0	6- 4			
2- 0	0- 0	0- 0	NEUTRAL	0- 0	2- 0	0- 0			
4- 5	0- 1	0- 0	NON-CONFERENCE	1- 0	2- 1	1- 3			
0- 3	0- 0	0- 0	HOME	0- 0	0- 1	0- 2			
2- 2	0- 1	0- 0	AWAY	1- 0	0- 0	1- 1			
2- 0	0- 0	0- 0	NEUTRAL	0- 0	2- 0	0- 0			
12- 5	0- 0	0- 0	CONFERENCE	0- 0	0- 1	12- 4			
7- 2	0- 0	0- 0	HOME	0- 0	0- 1	7- 1			
5- 3	0- 0	0- 0	AWAY	0- 0	0- 0	5- 3			
0- 0	0- 0	0- 0	NEUTRAL	0- 0	0- 0	0- 0			

RPI 1-25				RPI 26-50				RPI 51-100				RPI 101+ Team's RPI: 143			
RPI	S	Opponent	Score	RPI	S	Opponent	Score	RPI	S	Opponent	Score	RPI	S	Opponent	Score
25	A	Old Dominion	38 <b>75</b>					52	A	Alabama	64 61	104	H	Liberty	59 <b>83</b>
												116	H	Campbell	31 <b>68</b>
												123	N	Richmond	69 65
												140	N	Mt. St. Mary's	68 60
												175	A	High Point	59 <b>74</b>
												175	H	High Point	77 <b>81</b>
												180	H	Norfolk St.	56 <b>77</b>
												183	A	Gardner-Webb	59 <b>70</b>
												183	H	Gardner-Webb	63 58
												192	H	Fla. Atlantic	63 <b>64</b>
												196	A	Chattanooga	84 55
												204	H	Radford	51 48
												214	A	Furman	65 <b>70</b>
												250	A	UNC Asheville	76 66
												250	H	UNC Asheville	68 59
												253	A	Winthrop	66 <b>72</b>
												253	H	Winthrop	62 48
												275	A	Longwood	90 76
												275	H	Longwood	73 55
												308	A	Presbyterian	71 42
												308	H	Presbyterian	67 53
												328	A	USC Upstate	86 73
												328	H	USC Upstate	60 40
												344	A	Charleston So.	64 59
LAST 10 Division I															
308	H	Presbyterian	67 53	175	A	High Point	59 <b>74</b>	250	A	UNC Asheville	76 66	328	A	USC Upstate	86 73
328	A	USC Upstate	86 73	275	H	Longwood	73 55	328	H	USC Upstate	60 40	344	A	Charleston So.	64 59
275	A	Longwood	90 76	175	H	High Point	77 <b>81</b>								
253	H	Winthrop	62 48	344	A	Charleston So.	64 59								
183	A	Gardner-Webb	59 <b>70</b>												

Non-Div I Games:

Hampton

■ Loss, 
 ■ Non-Conf, 
 ■ S Site, 
 ■ H Home 
 ■ A Away 
 N Neutral

## Hartford

Through Games Of Feb. 27, 2020

Average RPI Win: <b>79</b>	WON-LOST	WINNING	LAST 10	STRENGTH OF	OPP. STRENGTH	TEAM	ADJ.	CONF.	ADJ CONF.
Average RPI Loss: <b>205</b>	RECORD	PCT. RANK	GAMES	SCHEDULE	OF SCHEDULE	RPI	RPI	RPI	RPI
DIV. I ONLY	1- 28	351	1-9	232	278	345	345	26	26
DIV. I NON-CONF.	0- 13	338	0	228	183	339	339	27	27
TOTALS	RPI 1-25	RPI 26-50	W-L RECORDS	RPI 51-100	RPI 101-150	RPI 150+			
1- 28	0- 1	0- 1	OVERALL	1- 3	0- 3	0- 20			
1- 13	0- 0	0- 0	HOME	1- 0	0- 0	0- 13			
0- 15	0- 1	0- 1	AWAY	0- 3	0- 3	0- 7			
0- 0	0- 0	0- 0	NEUTRAL	0- 0	0- 0	0- 0			
0- 13	0- 1	0- 1	NON-CONFERENCE	0- 2	0- 3	0- 6			
0- 6	0- 0	0- 0	HOME	0- 0	0- 0	0- 6			
0- 7	0- 1	0- 1	AWAY	0- 2	0- 3	0- 0			
0- 0	0- 0	0- 0	NEUTRAL	0- 0	0- 0	0- 0			
1- 15	0- 0	0- 0	CONFERENCE	1- 1	0- 0	0- 14			
1- 7	0- 0	0- 0	HOME	1- 0	0- 0	0- 7			
0- 8	0- 0	0- 0	AWAY	0- 1	0- 0	0- 7			
0- 0	0- 0	0- 0	NEUTRAL	0- 0	0- 0	0- 0			

RPI 1-25				RPI 26-50				RPI 51-100				RPI 101+ Team's RPI: 345			
RPI	S	Opponent	Score	RPI	S	Opponent	Score	RPI	S	Opponent	Score	RPI	S	Opponent	Score
9	A	Princeton	42 73	48	A	Penn	46 74	79	A	Stony Brook	55 66	114	A	William & Mary	44 61
								79	H	Stony Brook	70 67	125	A	Northeastern	47 60
								85	A	Michigan St.	34 79	139	A	Massachusetts	48 74
								97	A	Harvard	44 53	167	A	Binghamton	44 80
												167	H	Binghamton	65 78
												171	H	Providence	57 75
												173	A	Maine	73 87
												173	H	Maine	52 69
												187	H	Quinnipiac	50 87
												212	H	Rhode Island	56 68
												227	A	UMass Lowell	56 64
												227	H	UMass Lowell	63 68
												274	A	New Hampshire	71 72
												274	H	New Hampshire	55 64
												286	A	UMBC	54 61
												286	H	UMBC	47 56
												297	A	Vermont	51 62
												297	H	Vermont	53 63
												319	H	Hofstra	41 43
												321	A	Albany (NY)	40 63
												321	H	Albany (NY)	63 68
												326	H	NJIT	52 61
												349	H	Central Conn. St.	54 61
LAST 10 Division I															
				79	H	Stony Brook	70 67	297	A	Vermont	51 62				
				167	H	Binghamton	65 78	286	H	UMBC	47 56				
				274	H	New Hampshire	55 64	173	H	Maine	52 69				
				227	A	UMass Lowell	56 64	167	A	Binghamton	44 80				
				321	A	Albany (NY)	40 63	321	H	Albany (NY)	63 68				

Non-Div I Games:

Hartford

■ Loss, 
 ■ Non-Conf, S Site, 
 ■ Home 
 ■ Away 
 N Neutral

# Harvard

Through Games Of Feb. 27, 2020

Average RPI Win: <b>181</b>	WON-LOST	WINNING	LAST 10	STRENGTH OF	OPP. STRENGTH	TEAM	ADJ.	CONF.	ADJ CONF.
Average RPI Loss: <b>106</b>	RECORD	PCT. RANK	GAMES	SCHEDULE	OF SCHEDULE	RPI	RPI	RPI	RPI
DIV. I ONLY	<b>14- 9</b>	<b>100</b>	<b>5-5</b>	<b>129</b>	<b>87</b>	<b>97</b>	<b>97</b>	<b>7</b>	<b>7</b>
DIV. I NON-CONF.	<b>9- 4</b>	<b>84</b>	<b>0</b>	<b>287</b>	<b>89</b>	<b>125</b>	<b>125</b>	<b>8</b>	<b>8</b>
TOTALS	RPI 1-25	RPI 26-50	W-L RECORDS	RPI 51-100	RPI 101-150	RPI 150+			
14- 9	0- 2	1- 2	OVERALL	1- 0	2- 2	10- 3			
8- 2	0- 1	1- 0	HOME	1- 0	1- 1	5- 0			
6- 6	0- 1	0- 2	AWAY	0- 0	1- 1	5- 2			
0- 1	0- 0	0- 0	NEUTRAL	0- 0	0- 0	0- 1			
9- 4	0- 0	0- 1	NON-CONFERENCE	0- 0	2- 1	7- 2			
4- 1	0- 0	0- 0	HOME	0- 0	1- 1	3- 0			
5- 2	0- 0	0- 1	AWAY	0- 0	1- 0	4- 1			
0- 1	0- 0	0- 0	NEUTRAL	0- 0	0- 0	0- 1			
5- 5	0- 2	1- 1	CONFERENCE	1- 0	0- 1	3- 1			
4- 1	0- 1	1- 0	HOME	1- 0	0- 0	2- 0			
1- 4	0- 1	0- 1	AWAY	0- 0	0- 1	1- 1			
0- 0	0- 0	0- 0	NEUTRAL	0- 0	0- 0	0- 0			

RPI S Opponent Score	RPI S Opponent Score	RPI S Opponent Score	Team's RPI: 97	RPI S Opponent Score
9 <b>A</b> Princeton 45 <b>66</b>	45 <b>A</b> Rutgers 46 <b>74</b>	67 <b>H</b> Yale 66 57		125 <b>H</b> Northeastern 44 <b>46</b>
9 <b>H</b> Princeton 46 <b>60</b>	48 <b>A</b> Penn 48 <b>70</b>			128 <b>A</b> Columbia 64 <b>89</b>
	48 <b>H</b> Penn 58 51			130 <b>A</b> Boston U. 66 39
				135 <b>H</b> California 56 53
				165 <b>A</b> Dartmouth 62 <b>63</b>
				165 <b>H</b> Dartmouth 64 49
				173 <b>A</b> Maine 69 40
				181 <b>A</b> Northern Ill. 59 53
				187 <b>A</b> Quinnipiac 77 68
				188 <b>A</b> Cornell 73 58
				191 <b>A</b> La Salle 69 <b>75</b>
				192 <b>A</b> Fla. Atlantic 65 51
				212 <b>H</b> Rhode Island 61 58
				225 <b>H</b> Brown 68 53
				235 <b>N</b> Saint Joseph's 39 <b>63</b>
				284 <b>H</b> Siena 68 51
				345 <b>H</b> Hartford 53 44
LAST 10 Division I				
48 <b>A</b> Penn 48 <b>70</b>	67 <b>H</b> Yale 66 57			
9 <b>A</b> Princeton 45 <b>66</b>	9 <b>H</b> Princeton 46 <b>60</b>			
128 <b>A</b> Columbia 64 <b>89</b>	48 <b>H</b> Penn 58 51			
188 <b>A</b> Cornell 73 58	165 <b>H</b> Dartmouth 64 49			
225 <b>H</b> Brown 68 53	165 <b>A</b> Dartmouth 62 <b>63</b>			

Non-Div I Games:

Harvard

**Loss**, **Non-Conf**, **S Site**, **H Home** **A Away** **N Neutral**

Average RPI Win: <b>243</b>	WON-LOST	WINNING	LAST 10	STRENGTH OF	OPP. STRENGTH	TEAM	ADJ.	CONF.	ADJ CONF.
Average RPI Loss: <b>173</b>	RECORD	PCT. RANK	GAMES	SCHEDULE	OF SCHEDULE	RPI	RPI	RPI	RPI
DIV. I ONLY	13- 12	166	7-3	237	227	208	208	28	28
DIV. I NON-CONF.	5- 7	205	0	137	75	191	191	26	26
TOTALS	RPI 1-25	RPI 26-50	W-L RECORDS	RPI 51-100	RPI 101-150	RPI 150+			
13- 12	0- 2	1- 1	OVERALL	0- 0	1- 2	11- 7			
8- 5	0- 1	1- 1	HOME	0- 0	0- 1	7- 2			
5- 7	0- 1	0- 0	AWAY	0- 0	1- 1	4- 5			
0- 0	0- 0	0- 0	NEUTRAL	0- 0	0- 0	0- 0			
5- 7	0- 2	1- 1	NON-CONFERENCE	0- 0	1- 2	3- 2			
3- 4	0- 1	1- 1	HOME	0- 0	0- 1	2- 1			
2- 3	0- 1	0- 0	AWAY	0- 0	1- 1	1- 1			
0- 0	0- 0	0- 0	NEUTRAL	0- 0	0- 0	0- 0			
8- 5	0- 0	0- 0	CONFERENCE	0- 0	0- 0	8- 5			
5- 1	0- 0	0- 0	HOME	0- 0	0- 0	5- 1			
3- 4	0- 0	0- 0	AWAY	0- 0	0- 0	3- 4			
0- 0	0- 0	0- 0	NEUTRAL	0- 0	0- 0	0- 0			

RPI 1-25				RPI 26-50				RPI 51-100				RPI 101+ Team's RPI: 208			
RPI	S	Opponent	Score	RPI	S	Opponent	Score	RPI	S	Opponent	Score	RPI	S	Opponent	Score
16	A	Oregon St.	32 64	44	H	Texas	73 60					120	A	Idaho	52 67
23	H	NC State	59 68	48	H	Penn	55 70					126	A	Washington	62 50
												147	H	Texas Southern	57 74
												163	A	UC Davis	49 62
												163	H	UC Davis	48 65
												194	A	Pepperdine	52 51
												220	H	Cal St. Fullerton	79 72
												232	H	San Diego St.	61 58
												260	H	North Texas	60 66
												266	A	UC Santa Barbara	63 51
												278	A	CSUN	54 58
												278	H	CSUN	70 66
												280	A	UC Irvine	71 72
												280	H	UC Irvine	94 70
												290	A	LMU (CA)	51 65
												291	A	Long Beach St.	55 62
												291	H	Long Beach St.	68 44
												305	A	UC Riverside	65 59
												305	H	UC Riverside	80 57
												310	H	UTSA	62 50
												311	A	Cal Poly	59 46
LAST 10 Division I															
280	A	UC Irvine	71 72	291	H	Long Beach St.	68 44								
163	H	UC Davis	48 65	280	H	UC Irvine	94 70								
278	H	CSUN	70 66	305	A	UC Riverside	65 59								
266	A	UC Santa Barbara	63 51	291	A	Long Beach St.	55 62								
311	A	Cal Poly	59 46	220	H	Cal St. Fullerton	79 72								

Non-Div I Games: Hope Int'l 86 49

Hawaii

■ Loss, 
 ■ Non-Conf, 
 ■ S Site, 
 ■ Home 
 ■ Away 
 N Neutral

Average RPI Win:	264	WON-LOST	WINNING	LAST 10	STRENGTH OF	OPP. STRENGTH	TEAM	ADJ.	CONF.	ADJ CONF.
Average RPI Loss:	163	RECORD	PCT. RANK	GAMES	SCHEDULE	OF SCHEDULE	RPI	RPI	RPI	RPI
DIV. I ONLY	13- 13	170	7-3	188	317	175	175	25	25	
DIV. I NON-CONF.	2- 7	288	0	164	244	270	270	28	28	
TOTALS	RPI 1-25	RPI 26-50	W-L RECORDS	RPI 51-100	RPI 101-150	RPI 150+				
13- 13	0- 0	0- 1	OVERALL	0- 1	2- 4	11- 7				
6- 4	0- 0	0- 0	HOME	0- 0	1- 2	5- 2				
7- 9	0- 0	0- 1	AWAY	0- 1	1- 2	6- 5				
0- 0	0- 0	0- 0	NEUTRAL	0- 0	0- 0	0- 0				
2- 7	0- 0	0- 1	NON-CONFERENCE	0- 1	0- 2	2- 3				
1- 2	0- 0	0- 0	HOME	0- 0	0- 1	1- 1				
1- 5	0- 0	0- 1	AWAY	0- 1	0- 1	1- 2				
0- 0	0- 0	0- 0	NEUTRAL	0- 0	0- 0	0- 0				
11- 6	0- 0	0- 0	CONFERENCE	0- 0	2- 2	9- 4				
5- 2	0- 0	0- 0	HOME	0- 0	1- 1	4- 1				
6- 4	0- 0	0- 0	AWAY	0- 0	1- 1	5- 3				
0- 0	0- 0	0- 0	NEUTRAL	0- 0	0- 0	0- 0				

RPI 1-25	RPI 26-50	RPI 51-100	RPI 101+	Team's RPI: 175
RPI S Opponent Score	RPI S Opponent Score	RPI S Opponent Score	RPI S Opponent Score	Score
	26  Duke 57  93	91  Butler 52  74	116  Campbell 36  73	
			116  Campbell 66  68	
			121  Davidson 63  73	
			141  UNC Greensboro 70  82	
			143  Hampton 81 77	
			143  Hampton 74 59	
			180  Norfolk St. 58  72	
			183  Gardner-Webb 57  70	
			183  Gardner-Webb 46  62	
			189  American 48  56	
			204  Radford 64 63	
			204  Radford 68 58	
			250  UNC Asheville 60  76	
			253  Winthrop 63  69	
			253  Winthrop 94 61	
			264  Col. of Charleston 70  79	
			275  Longwood 76 69	
			289  ETSU 80 62	
			307  N.C. Central 78 58	
			308  Presbyterian 79 71	
			308  Presbyterian 60 55	
			328  USC Upstate 81 45	
			328  USC Upstate 85 46	
			344  Charleston So. 84 70	
LAST 10 Division I				
	308  Presbyterian 79 71	143  Hampton 74 59		
	204  Radford 64 63	253  Winthrop 94 61		
	183  Gardner-Webb 46  62	183  Gardner-Webb 57  70		
	116  Campbell 66  68	143  Hampton 81 77		
	328  USC Upstate 81 45	308  Presbyterian 60 55		

Non-Div I Games:

High Point

Loss, Non-Conf, S Site, Home Away N Neutral

## Hofstra

Through Games Of Feb. 27, 2020

Average RPI Win: <b>234</b>	WON-LOST	WINNING	LAST 10	STRENGTH OF	OPP. STRENGTH	TEAM	ADJ.	CONF.	ADJ CONF.
Average RPI Loss: <b>169</b>	RECORD	PCT. RANK	GAMES	SCHEDULE	OF SCHEDULE	RPI	RPI	RPI	RPI
DIV. I ONLY	3- 23	333	0-10	142	267	319	319	14	14
DIV. I NON-CONF.	3- 8	268	0	219	350	306	306	13	13
TOTALS	RPI 1-25	RPI 26-50	W-L RECORDS	RPI 51-100	RPI 101-150	RPI 150+			
3- 23	0- 0	0- 4	OVERALL	0- 1	1- 3	2- 15			
2- 11	0- 0	0- 2	HOME	0- 1	1- 1	1- 7			
1- 10	0- 0	0- 2	AWAY	0- 0	0- 2	1- 6			
0- 2	0- 0	0- 0	NEUTRAL	0- 0	0- 0	0- 2			
3- 8	0- 0	0- 0	NON-CONFERENCE	0- 1	1- 0	2- 7			
2- 3	0- 0	0- 0	HOME	0- 1	1- 0	1- 2			
1- 3	0- 0	0- 0	AWAY	0- 0	0- 0	1- 3			
0- 2	0- 0	0- 0	NEUTRAL	0- 0	0- 0	0- 2			
0- 15	0- 0	0- 4	CONFERENCE	0- 0	0- 3	0- 8			
0- 8	0- 0	0- 2	HOME	0- 0	0- 1	0- 5			
0- 7	0- 0	0- 2	AWAY	0- 0	0- 2	0- 3			
0- 0	0- 0	0- 0	NEUTRAL	0- 0	0- 0	0- 0			

RPI S	Opponent	Score	RPI S	Opponent	Score	RPI S	Opponent	Score	RPI S	Opponent	Score	Team's RPI: 319
41	A James Madison	50 <b>92</b>	41	H James Madison	52 <b>89</b>	79	H Stony Brook	38 <b>81</b>	114	A William & Mary	42 <b>71</b>	
									114	H William & Mary	53 <b>66</b>	
			42	A Drexel	54 <b>74</b>				116	H Campbell	58 55	
			42	H Drexel	32 <b>45</b>				125	A Northeastern	51 <b>74</b>	
									160	N Samford	45 <b>65</b>	
									177	A Towson	71 <b>84</b>	
									177	H Towson	54 <b>71</b>	
									179	A Delaware	59 <b>80</b>	
									179	H Delaware	67 <b>77</b>	
									182	A Elon	50 <b>67</b>	
									182	H Elon	56 <b>69</b>	
									198	N Houston	44 <b>54</b>	
									200	H Cleveland St.	51 <b>61</b>	
									231	A Fairfield	64 <b>73</b>	
									241	H Morgan St.	51 39	
									249	H Howard	64 <b>73</b>	
									264	H Col. of Charleston	60 <b>63</b>	
									273	H UNCW	59 <b>62</b>	
									312	A Sacred Heart	44 <b>71</b>	
									330	A LIU Brooklyn	46 <b>85</b>	
									345	A Hartford	43 41	
LAST 10 Division I												
41	H James Madison	52 <b>89</b>	42	H Drexel	32 <b>45</b>							
177	H Towson	54 <b>71</b>	264	H Col. of Charleston	60 <b>63</b>							
114	A William & Mary	42 <b>71</b>	273	H UNCW	59 <b>62</b>							
182	A Elon	50 <b>67</b>	177	A Towson	71 <b>84</b>							
179	H Delaware	67 <b>77</b>	41	A James Madison	50 <b>92</b>							

Non-Div I Games:

Hofstra

■ Loss, 
 ■ Non-Conf, 
 ■ S Site, 
 ■ H Home 
 ■ A Away 
 N Neutral

# Holy Cross

Through Games Of Feb. 27, 2020

Average RPI Win:	224	WON-LOST	WINNING	LAST 10	STRENGTH OF	OPP. STRENGTH	TEAM	ADJ.	CONF.	ADJ CONF.
Average RPI Loss:	140	RECORD	PCT. RANK	GAMES	SCHEDULE	OF SCHEDULE	RPI	RPI	RPI	RPI
DIV. I ONLY	16- 11	119	5-5	195	198	131	131	15	15	
DIV. I NON-CONF.	7- 4	100	0	258	283	121	121	15	15	
TOTALS	RPI 1-25	RPI 26-50	W-L RECORDS	RPI 51-100	RPI 101-150	RPI 150+				
16- 11	0- 0	0- 2	OVERALL	1- 2	2- 4	13- 3				
9- 3	0- 0	0- 1	HOME	1- 1	1- 1	7- 0				
7- 8	0- 0	0- 1	AWAY	0- 1	1- 3	6- 3				
0- 0	0- 0	0- 0	NEUTRAL	0- 0	0- 0	0- 0				
7- 4	0- 0	0- 0	NON-CONFERENCE	1- 0	0- 2	6- 2				
4- 0	0- 0	0- 0	HOME	1- 0	0- 0	3- 0				
3- 4	0- 0	0- 0	AWAY	0- 0	0- 2	3- 2				
0- 0	0- 0	0- 0	NEUTRAL	0- 0	0- 0	0- 0				
9- 7	0- 0	0- 2	CONFERENCE	0- 2	2- 2	7- 1				
5- 3	0- 0	0- 1	HOME	0- 1	1- 1	4- 0				
4- 4	0- 0	0- 1	AWAY	0- 1	1- 1	3- 1				
0- 0	0- 0	0- 0	NEUTRAL	0- 0	0- 0	0- 0				

RPI S	Opponent	Score	RPI S	Opponent	Score	RPI S	Opponent	Score	RPI S	Opponent	Score	Team's RPI: 131
50	A Bucknell	45 63	50	H Bucknell	40 51	71	H Boston College	80 71	130	A Boston U.	70 76	
						95	A Colgate	60 71	130	H Boston U.	51 62	
						95	H Colgate	69 80	134	A Lehigh	74 57	
									134	H Lehigh	65 62	
									139	A Massachusetts	72 75	
									144	A North Florida	60 80	
									168	A Lafayette	57 49	
									168	H Lafayette	57 56	
									186	H Merrimack	68 42	
									189	H American	72 59	
									201	A Illinois	75 78	
									212	A Rhode Island	58 73	
									213	A Stetson	75 63	
									225	A Brown	83 71	
									261	A Loyola Maryland	64 56	
									274	H New Hampshire	82 61	
									295	A Army West Point	48 61	
									295	H Army West Point	64 61	
									312	A Sacred Heart	65 52	
									315	A Navy	58 49	
									315	H Navy	57 43	
									324	H Bryant	87 75	
LAST 10 Division I												
295	H Army West Point	64 61	130	H Boston U.	51 62							
95	H Colgate	69 80	95	A Colgate	60 71							
50	A Bucknell	45 63	315	H Navy	57 43							
168	A Lafayette	57 49	130	A Boston U.	70 76							
134	H Lehigh	65 62	134	A Lehigh	74 57							

Non-Div I Games:

Holy Cross

Loss, Non-Conf, S Site, H Home A Away N Neutral



Average RPI Win: <b>225</b>	WON-LOST	WINNING	LAST 10	STRENGTH OF	OPP. STRENGTH	TEAM	ADJ.	CONF.	ADJ CONF.
Average RPI Loss: <b>105</b>	RECORD	PCT. RANK	GAMES	SCHEDULE	OF SCHEDULE	RPI	RPI	RPI	RPI
DIV. I ONLY	<b>12- 16</b>	<b>215</b>	<b>3-7</b>	<b>137</b>	<b>86</b>	<b>198</b>	<b>198</b>	<b>9</b>	<b>9</b>
DIV. I NON-CONF.	<b>7- 7</b>	<b>164</b>	<b>0</b>	<b>192</b>	<b>121</b>	<b>187</b>	<b>187</b>	<b>10</b>	<b>10</b>
TOTALS	RPI 1-25	RPI 26-50	W-L RECORDS	RPI 51-100	RPI 101-150	RPI 150+			
12- 16	0- 2	0- 2	OVERALL	1- 8	0- 0	11- 4			
9- 4	0- 0	0- 2	HOME	1- 2	0- 0	8- 0			
1- 10	0- 2	0- 0	AWAY	0- 5	0- 0	1- 3			
2- 2	0- 0	0- 0	NEUTRAL	0- 1	0- 0	2- 1			
7- 7	0- 1	0- 1	NON-CONFERENCE	1- 3	0- 0	6- 2			
5- 1	0- 0	0- 1	HOME	1- 0	0- 0	4- 0			
0- 4	0- 1	0- 0	AWAY	0- 2	0- 0	0- 1			
2- 2	0- 0	0- 0	NEUTRAL	0- 1	0- 0	2- 1			
5- 9	0- 1	0- 1	CONFERENCE	0- 5	0- 0	5- 2			
4- 3	0- 0	0- 1	HOME	0- 2	0- 0	4- 0			
1- 6	0- 1	0- 0	AWAY	0- 3	0- 0	1- 2			
0- 0	0- 0	0- 0	NEUTRAL	0- 0	0- 0	0- 0			

RPI 1-25				RPI 26-50				RPI 51-100				RPI 101+ Team's RPI: 198			
RPI	S	Opponent	Score	RPI	S	Opponent	Score	RPI	S	Opponent	Score	RPI	S	Opponent	Score
5	A	UConn	51 <b>91</b>	30	H	FGCU	45 <b>57</b>	66	H	Oklahoma	85 69	159	A	Tulane	66 60
18	A	Texas A&M	43 <b>72</b>	38	H	UCF	49 <b>67</b>	70	A	Georgia Tech	38 <b>69</b>	166	H	Wichita St.	64 56
								72	A	South Fla.	45 <b>74</b>	193	H	Memphis	75 65
								80	A	Cincinnati	66 <b>85</b>	202	H	Southern Miss.	75 60
								80	H	Cincinnati	65 <b>74</b>	217	N	San Francisco	57 <b>80</b>
								88	A	Fordham	54 <b>63</b>	219	A	New Mexico	71 <b>81</b>
								94	A	Temple	75 <b>76</b>	223	A	SMU	47 <b>60</b>
								94	H	Temple	58 <b>61</b>	223	H	SMU	55 53
								98	N	Syracuse	62 <b>87</b>	237	H	Southeastern La.	78 65
												247	A	East Carolina	50 <b>53</b>
												247	H	East Carolina	72 63
												265	H	Louisiana Tech	67 53
												299	N	California Baptist	96 75
												318	H	Houston Baptist	82 60
												319	N	Hofstra	54 44
LAST 10 Division I															
223	A	SMU	47 <b>60</b>	223	H	SMU	55 53								
80	H	Cincinnati	65 <b>74</b>	159	A	Tulane	66 60								
94	A	Temple	75 <b>76</b>	72	A	South Fla.	45 <b>74</b>								
38	H	UCF	49 <b>67</b>	166	H	Wichita St.	64 56								
247	A	East Carolina	50 <b>53</b>	80	A	Cincinnati	66 <b>85</b>								

Non-Div I Games:

Houston

■ Loss, 
 ■ Non-Conf, S Site, 
 ■ Home 
 ■ Away 
 N Neutral

## Houston Baptist

Through Games Of Feb. 27, 2020

Average RPI Win:	271	WON-LOST	WINNING	LAST 10	STRENGTH OF	OPP. STRENGTH	TEAM	ADJ.	CONF.	ADJ CONF.
Average RPI Loss:	191	RECORD	PCT. RANK	GAMES	SCHEDULE	OF SCHEDULE	RPI	RPI	RPI	RPI
DIV. I ONLY	4- 20	323	2-8	241	291	318	318	23	23	
DIV. I NON-CONF.	2- 5	259	0	144	263	195	195	24	24	
TOTALS	RPI 1-25	RPI 26-50	W-L RECORDS	RPI 51-100	RPI 101-150	RPI 150+				
4- 20	0- 1	0- 0	OVERALL	0- 2	0- 3	4- 14				
1- 8	0- 0	0- 0	HOME	0- 2	0- 1	1- 5				
3- 12	0- 1	0- 0	AWAY	0- 0	0- 2	3- 9				
0- 0	0- 0	0- 0	NEUTRAL	0- 0	0- 0	0- 0				
2- 5	0- 1	0- 0	NON-CONFERENCE	0- 0	0- 1	2- 3				
0- 1	0- 0	0- 0	HOME	0- 0	0- 0	0- 1				
2- 4	0- 1	0- 0	AWAY	0- 0	0- 1	2- 2				
0- 0	0- 0	0- 0	NEUTRAL	0- 0	0- 0	0- 0				
2- 15	0- 0	0- 0	CONFERENCE	0- 2	0- 2	2- 11				
1- 7	0- 0	0- 0	HOME	0- 2	0- 1	1- 4				
1- 8	0- 0	0- 0	AWAY	0- 0	0- 1	1- 7				
0- 0	0- 0	0- 0	NEUTRAL	0- 0	0- 0	0- 0				

RPI 1-25				RPI 26-50				RPI 51-100				RPI 101+ Team's RPI: 318			
RPI	S	Opponent	Score	RPI	S	Opponent	Score	RPI	S	Opponent	Score	RPI	S	Opponent	Score
4	A	Baylor	42 112					87	H	A&M-Corpus Christi	65 75	103	A	Abilene Christian	54 71
								99	H	SFA	42 59	103	H	Abilene Christian	79 84
												138	A	Texas Tech	51 59
												151	A	Sam Houston St.	60 75
												151	H	Sam Houston St.	69 97
												158	A	New Orleans	84 88
												166	A	Wichita St.	42 59
												169	H	Northern Ariz.	62 79
												198	A	Houston	60 82
												211	A	Oral Roberts	74 73
												237	H	Southeastern La.	59 69
												242	A	Central Ark.	39 63
												258	A	Incarnate Word	60 55
												268	A	Nicholls St.	53 57
												268	H	Nicholls St.	78 84
												269	A	Lamar University	53 60
												269	H	Lamar University	72 59
												334	A	Northwestern St.	60 69
												334	H	Northwestern St.	46 54
												343	A	McNeese	72 88
												347	A	La.-Monroe	72 65
LAST 10 Division I															
268	A	Nicholls St.	53 57	334	H	Northwestern St.	46 54								
151	A	Sam Houston St.	60 75	158	A	New Orleans	84 88								
103	H	Abilene Christian	79 84	87	H	A&M-Corpus Christi	65 75								
269	H	Lamar University	72 59	258	A	Incarnate Word	60 55								
103	A	Abilene Christian	54 71	343	A	McNeese	72 88								

Non-Div I Games: LSU-Shreveport 67 44 Paul Quinn 63 34

Houston Baptist

Loss, Non-Conf, S Site, H Home A Away N Neutral

Average RPI Win:	306	WON-LOST	WINNING	LAST 10	STRENGTH OF	OPP. STRENGTH	TEAM	ADJ.	CONF.	ADJ CONF.
Average RPI Loss:	153	RECORD	PCT. RANK	GAMES	SCHEDULE	OF SCHEDULE	RPI	RPI	RPI	RPI
DIV. I ONLY	14- 12	154	5-5	344	305	249	249	29	29	
DIV. I NON-CONF.	8- 5	117	0	309	214	178	178	29	29	
TOTALS	RPI 1-25	RPI 26-50	W-L RECORDS	RPI 51-100	RPI 101-150	RPI 150+				
14- 12	0- 0	0- 1	OVERALL	0- 2	0- 3	14- 6				
6- 4	0- 0	0- 0	HOME	0- 0	0- 1	6- 3				
8- 6	0- 0	0- 0	AWAY	0- 2	0- 1	8- 3				
0- 2	0- 0	0- 1	NEUTRAL	0- 0	0- 1	0- 0				
8- 5	0- 0	0- 1	NON-CONFERENCE	0- 2	0- 1	8- 1				
3- 1	0- 0	0- 0	HOME	0- 0	0- 0	3- 1				
5- 2	0- 0	0- 0	AWAY	0- 2	0- 0	5- 0				
0- 2	0- 0	0- 1	NEUTRAL	0- 0	0- 1	0- 0				
6- 7	0- 0	0- 0	CONFERENCE	0- 0	0- 2	6- 5				
3- 3	0- 0	0- 0	HOME	0- 0	0- 1	3- 2				
3- 4	0- 0	0- 0	AWAY	0- 0	0- 1	3- 3				
0- 0	0- 0	0- 0	NEUTRAL	0- 0	0- 0	0- 0				

RPI S	Opponent	Score	RPI S	Opponent	Score	RPI S	Opponent	Score	RPI S	Opponent	Score	Team's RPI: 249
50 N	Bucknell	60 70	59 A	Tennessee	38 88	108 A	Bethune-Cookman	59 88	108 H	Bethune-Cookman	59 75	
			72 A	South Fla.	53 82	126 N	Washington	58 75	156 A	N.C. A&T	55 60	
						180 H	Norfolk St.	80 83	191 H	La Salle	62 78	
						234 A	George Mason	86 75	241 A	Morgan St.	67 74	
						241 H	Morgan St.	52 68	247 A	East Carolina	67 51	
						261 A	Loyola Maryland	75 69	283 H	Niagara	91 42	
						286 A	UMBC	72 61	307 A	N.C. Central	71 89	
						317 H	Fairleigh Dickinson	64 56	319 A	Hofstra	73 64	
						323 H	Saint Peter's	92 80	325 A	UMES	79 58	
						331 A	Coppin St.	66 54	331 H	Coppin St.	64 52	
						341 A	Florida A&M	82 56	341 H	Florida A&M	72 58	
						350 H	South Carolina St.	78 47				
LAST 10 Division I												
307 A	N.C. Central	71 89	241 H	Morgan St.	52 68							
156 A	N.C. A&T	55 60	331 A	Coppin St.	66 54							
108 A	Bethune-Cookman	59 88	341 H	Florida A&M	72 58							
341 A	Florida A&M	82 56	241 A	Morgan St.	67 74							
331 H	Coppin St.	64 52	350 H	South Carolina St.	78 47							

Non-Div I Games:

Howard

■ Loss, 
 ■ Non-Conf, 
 ■ S Site, 
 ■ H Home 
 ■ A Away 
 N Neutral

I  
U  
P  
U  
I

I  
U  
P  
U  
I

IUPUI

Page 116

## Idaho

Through Games Of Feb. 27, 2020

Average RPI Win: <b>229</b>	WON-LOST	WINNING	LAST 10	STRENGTH OF	OPP. STRENGTH	TEAM	ADJ.	CONF.	ADJ CONF.
Average RPI Loss: <b>134</b>	RECORD	PCT. RANK	GAMES	SCHEDULE	OF SCHEDULE	RPI	RPI	RPI	RPI
DIV. I ONLY	17- 9	77	6-4	227	175	120	120	18	18
DIV. I NON-CONF.	5- 4	140	0	149	112	104	104	17	17
TOTALS	RPI 1-25	RPI 26-50	W-L RECORDS	RPI 51-100	RPI 101-150	RPI 150+			
17- 9	0- 1	0- 1	OVERALL	1- 2	1- 0	15- 5			
9- 2	0- 0	0- 0	HOME	0- 1	0- 0	9- 1			
8- 5	0- 0	0- 1	AWAY	1- 1	1- 0	6- 3			
0- 2	0- 1	0- 0	NEUTRAL	0- 0	0- 0	0- 1			
5- 4	0- 1	0- 1	NON-CONFERENCE	0- 1	1- 0	4- 1			
2- 0	0- 0	0- 0	HOME	0- 0	0- 0	2- 0			
3- 2	0- 0	0- 1	AWAY	0- 1	1- 0	2- 0			
0- 2	0- 1	0- 0	NEUTRAL	0- 0	0- 0	0- 1			
12- 5	0- 0	0- 0	CONFERENCE	1- 1	0- 0	11- 4			
7- 2	0- 0	0- 0	HOME	0- 1	0- 0	7- 1			
5- 3	0- 0	0- 0	AWAY	1- 0	0- 0	4- 3			
0- 0	0- 0	0- 0	NEUTRAL	0- 0	0- 0	0- 0			

RPI 1-25				RPI 26-50				RPI 51-100				RPI 101+				Team's RPI: 120	
RPI	S	Opponent	Score	RPI	S	Opponent	Score	RPI	S	Opponent	Score	RPI	S	Opponent	Score		
25	N	Old Dominion	55 67	46	A	Oklahoma St.	47 62	72	A	South Fla.	64 67	115	A	San Diego	65 32		
								86	A	Montana St.	69 68	154	A	Montana	60 69		
								86	H	Montana St.	56 62	154	H	Montana	52 51		
												162	H	Idaho St.	62 56		
												169	A	Northern Ariz.	67 70		
												169	H	Northern Ariz.	70 71		
												176	A	Southern Utah	71 56		
												208	H	Hawaii	67 52		
												217	A	San Francisco	66 60		
												218	A	Portland St.	53 74		
												218	H	Portland St.	65 52		
												224	A	Northern Colo.	57 46		
												224	H	Northern Colo.	70 65		
												269	N	Lamar University	44 47		
												282	H	Colorado St.	61 54		
												301	A	Seattle U	90 84		
												302	A	Eastern Wash.	75 46		
												302	H	Eastern Wash.	69 60		
												304	A	Sacramento St.	96 88		
												304	H	Sacramento St.	70 44		
												320	H	Weber St.	70 50		
LAST 10 Division I																	
				224	H	Northern Colo.	70 65	154	A	Montana	60 69						
				304	A	Sacramento St.	96 88	86	H	Montana St.	56 62						
				169	A	Northern Ariz.	67 70	304	H	Sacramento St.	70 44						
				218	H	Portland St.	65 52	169	H	Northern Ariz.	70 71						
				302	A	Eastern Wash.	75 46	176	A	Southern Utah	71 56						

Non-Div I Games:

Idaho

■ Loss, 
 ■ Non-Conf, S Site, 
 ■ Home 
 ■ Away 
 N Neutral

RPI 1-25				RPI 26-50				RPI 51-100				RPI 101+				Team's RPI: 162	
RPI	S	Opponent	Score	RPI	S	Opponent	Score	RPI	S	Opponent	Score	RPI	S	Opponent	Score		
				26	A	Duke	66 85	86	A	Montana St.	59 67	120	A	Idaho	56 62		
				27	A	Arizona St.	69 74	86	H	Montana St.	55 74	154	A	Montana	67 53		
				46	A	Oklahoma St.	52 70					154	H	Montana	72 59		
												169	A	Northern Ariz.	79 76		
												169	H	Northern Ariz.	59 70		
												176	A	Southern Utah	65 72		
												176	H	Southern Utah	73 54		
												218	A	Portland St.	68 63		
												218	H	Portland St.	64 69		
												224	A	Northern Colo.	71 55		
												224	H	Northern Colo.	59 39		
												285	A	Utah St.	61 69		
												298	A	Utah Valley	88 61		
												299	H	California Baptist	68 74		
												301	H	Seattle U	73 48		
												302	A	Eastern Wash.	67 47		
												304	A	Sacramento St.	75 51		
												304	H	Sacramento St.	80 62		
												320	A	Weber St.	65 54		
												320	H	Weber St.	55 41		
				LAST 10 Division I													
				218	A	Portland St.	68 63	304	A	Sacramento St.	75 51						
				224	A	Northern Colo.	71 55	169	A	Northern Ariz.	79 76						
				320	H	Weber St.	55 41	176	H	Southern Utah	73 54						
				154	H	Montana	72 59	224	H	Northern Colo.	59 39						
				86	H	Montana St.	55 74	86	A	Montana St.	59 67						

Non-Div I Games:	Arizona Christian	93	36	Montana Tech	83	57
------------------	-------------------	----	----	--------------	----	----

Page 118

Average RPI Win:	235	WON-LOST	WINNING	LAST 10	STRENGTH OF	OPP. STRENGTH	TEAM	ADJ.	CONF.	ADJ CONF.
Average RPI Loss:	48	RECORD	PCT. RANK	GAMES	SCHEDULE	OF SCHEDULE	RPI	RPI	RPI	RPI
DIV. I ONLY	11- 17	239	1-9	99	47	201	201	2	2	
DIV. I NON-CONF.	9- 2	37	0	326	304	169	169	2	2	
TOTALS	RPI 1-25	RPI 26-50	W-L RECORDS	RPI 51-100	RPI 101-150	RPI 150+				
11- 17	0- 7	0- 5	OVERALL	1- 3	1- 2	9- 0				
9- 9	0- 4	0- 2	HOME	1- 2	1- 1	7- 0				
2- 8	0- 3	0- 3	AWAY	0- 1	0- 1	2- 0				
0- 0	0- 0	0- 0	NEUTRAL	0- 0	0- 0	0- 0				
9- 2	0- 0	0- 0	NON-CONFERENCE	0- 1	1- 1	8- 0				
8- 1	0- 0	0- 0	HOME	0- 1	1- 0	7- 0				
1- 1	0- 0	0- 0	AWAY	0- 0	0- 1	1- 0				
0- 0	0- 0	0- 0	NEUTRAL	0- 0	0- 0	0- 0				
2- 15	0- 7	0- 5	CONFERENCE	1- 2	0- 1	1- 0				
1- 8	0- 4	0- 2	HOME	1- 1	0- 1	0- 0				
1- 7	0- 3	0- 3	AWAY	0- 1	0- 0	1- 0				
0- 0	0- 0	0- 0	NEUTRAL	0- 0	0- 0	0- 0				

RPI	S	Opponent	Score	RPI	S	Opponent	Score	RPI	S	Opponent	Score	RPI	S	Opponent	Score	Team's RPI: 201
3	H	Maryland	60 79	34	A	Michigan	59 80	63	H	Illinois St.	58 74	122	A	North Carolina	60 85	
7	H	Northwestern	50 77	40	A	Purdue	67 81	84	H	Minnesota	74 71	131	H	Holy Cross	78 75	
10	A	Iowa	72 108	40	H	Purdue	58 70	85	H	Michigan St.	58 72	145	H	Wisconsin	64 73	
17	A	Indiana	42 83	45	A	Rutgers	41 72	90	A	Nebraska	58 80	161	A	Missouri	58 51	
17	H	Indiana	54 59	45	H	Rutgers	51 75					178	H	Austin Peay	76 62	
24	A	Ohio St.	47 77									186	H	Merrimack	75 72	
24	H	Ohio St.	58 78									209	A	Penn St.	70 66	
												308	H	Presbyterian	71 52	
												322	H	Evansville	59 44	
												324	H	Bryant	69 55	
												335	H	Ark.-Pine Bluff	65 50	
												348	H	Chicago St.	96 66	
LAST 10 Division I																
85	H	Michigan St.	58 72	209	A	Penn St.	70 66									
90	A	Nebraska	58 80	24	H	Ohio St.	58 78									
34	A	Michigan	59 80	145	H	Wisconsin	64 73									
40	H	Purdue	58 70	45	A	Rutgers	41 72									
17	H	Indiana	54 59	3	H	Maryland	60 79									

Non-Div I Games:

Illinois

Average RPI Win:	168	WON-LOST	WINNING	LAST 10	STRENGTH OF	OPP. STRENGTH	TEAM	ADJ.	CONF.	ADJ CONF.
Average RPI Loss:	75	RECORD	PCT. RANK	GAMES	SCHEDULE	OF SCHEDULE	RPI	RPI	RPI	RPI
DIV. I ONLY	15- 10	110	5-5	44	118	63	63	8	8	
DIV. I NON-CONF.	7- 3	80	0	143	216	64	64	7	7	
TOTALS	RPI 1-25	RPI 26-50	W-L RECORDS	RPI 51-100	RPI 101-150	RPI 150+				
15- 10	1- 1	0- 5	OVERALL	4- 1	2- 2	8- 1				
10- 3	1- 0	0- 2	HOME	2- 0	1- 1	6- 0				
5- 7	0- 1	0- 3	AWAY	2- 1	1- 1	2- 1				
0- 0	0- 0	0- 0	NEUTRAL	0- 0	0- 0	0- 0				
7- 3	0- 0	0- 1	NON-CONFERENCE	1- 1	0- 0	6- 1				
5- 0	0- 0	0- 0	HOME	1- 0	0- 0	4- 0				
2- 3	0- 0	0- 1	AWAY	0- 1	0- 0	2- 1				
0- 0	0- 0	0- 0	NEUTRAL	0- 0	0- 0	0- 0				
8- 7	1- 1	0- 4	CONFERENCE	3- 0	2- 2	2- 0				
5- 3	1- 0	0- 2	HOME	1- 0	1- 1	2- 0				
3- 4	0- 1	0- 2	AWAY	2- 0	1- 1	0- 0				
0- 0	0- 0	0- 0	NEUTRAL	0- 0	0- 0	0- 0				

RPI S	Opponent	Score	RPI S	Opponent	Score	RPI S	Opponent	Score	RPI S	Opponent	Score
14	A Missouri St.	74 87	29	A Drake	82 87	55	H UT Martin	70 47	148	A Loyola Chicago	64 69
14	H Missouri St.	78 66	29	H Drake	67 69	81	A UNI	69 61	148	H Loyola Chicago	86 85
			36	A Bradley	61 76	81	H UNI	65 57	149	A Valparaiso	72 60
			36	H Bradley	62 66	89	A Saint Louis	56 61	149	H Valparaiso	70 78
			37	A Marquette	41 58	100	A Southern Ill.	62 54	152	H Jackson St.	77 55
									178	A Austin Peay	72 77
									181	H Northern Ill.	69 66
									201	A Illinois	74 58
									203	H Western Ill.	78 65
									230	A North Dakota	66 58
									272	H Indiana St.	83 69
									322	H Evansville	81 58
									337	H SIUE	74 53
LAST 10 Division I											
14	H Missouri St.	78 66	36	H Bradley	62 66						
29	A Drake	82 87	14	A Missouri St.	74 87						
81	A UNI	69 61	100	A Southern Ill.	62 54						
149	H Valparaiso	70 78	81	H UNI	65 57						
148	H Loyola Chicago	86 85	29	H Drake	67 69						

Non-Div I Games: Truman 87 60

Illinois St.



Average RPI Win:	251	WON-LOST	WINNING	LAST 10	STRENGTH OF	OPP. STRENGTH	TEAM	ADJ.	CONF.	ADJ CONF.
Average RPI Loss:	190	RECORD	PCT. RANK	GAMES	SCHEDULE	OF SCHEDULE	RPI	RPI	RPI	RPI
DIV. I ONLY	10- 12	206	6-4	309	264	258	258	23	23	
DIV. I NON-CONF.	0- 5	338	0	313	135	348	348	24	24	
TOTALS	RPI 1-25	RPI 26-50	W-L RECORDS	RPI 51-100	RPI 101-150	RPI 150+				
10- 12	0- 0	0- 0	OVERALL	1- 4	1- 0	8- 8				
5- 5	0- 0	0- 0	HOME	1- 1	0- 0	4- 4				
5- 7	0- 0	0- 0	AWAY	0- 3	1- 0	4- 4				
0- 0	0- 0	0- 0	NEUTRAL	0- 0	0- 0	0- 0				
0- 5	0- 0	0- 0	NON-CONFERENCE	0- 2	0- 0	0- 3				
0- 1	0- 0	0- 0	HOME	0- 0	0- 0	0- 1				
0- 4	0- 0	0- 0	AWAY	0- 2	0- 0	0- 2				
0- 0	0- 0	0- 0	NEUTRAL	0- 0	0- 0	0- 0				
10- 7	0- 0	0- 0	CONFERENCE	1- 2	1- 0	8- 5				
5- 4	0- 0	0- 0	HOME	1- 1	0- 0	4- 3				
5- 3	0- 0	0- 0	AWAY	0- 1	1- 0	4- 2				
0- 0	0- 0	0- 0	NEUTRAL	0- 0	0- 0	0- 0				

RPI 1-25			RPI 26-50			RPI 51-100			RPI 101+			Team's RPI: 258
RPI	S	Opponent	Score	RPI	S	Opponent	Score	RPI	S	Opponent	Score	
						61	A Ohio	41	78	103	A Abilene Christian	71 70
						87	H A&M-Corpus Christi	38	64	151	A Sam Houston St.	77 74
						92	A Kansas St.	41	85	158	A New Orleans	57 61
						99	A SFA	45	67	158	H New Orleans	55 67
						99	H SFA	60	52	232	H San Diego St.	48 57
										237	A Southeastern La.	44 58
										242	H Central Ark.	37 47
										268	H Nicholls St.	53 51
										269	A Lamar University	67 48
										269	H Lamar University	68 67
										282	A Colorado St.	47 75
										310	A UTSA	56 63
										318	H Houston Baptist	55 60
										334	A Northwestern St.	69 67
										334	H Northwestern St.	76 39
										343	A McNeese	72 71
										343	H McNeese	73 56
LAST 10 Division I												
						269	H Lamar University	68	67	237	A Southeastern La.	44 58
						99	H SFA	60	52	151	A Sam Houston St.	77 74
						343	A McNeese	72	71	103	A Abilene Christian	71 70
						158	A New Orleans	57	61	318	H Houston Baptist	55 60
						334	H Northwestern St.	76	39	87	H A&M-Corpus Christi	38 64

Non-Div I Games: Schreiner 70 35 Tex. A&M Int'l 55 38 Paul Quinn 79 62 UNKNOWN 74 52 Incarnate Word

## Indiana

Through Games Of Feb. 27, 2020

Average RPI Win:	<b>123</b>	WON-LOST	WINNING	LAST 10	STRENGTH OF	OPP. STRENGTH	TEAM	ADJ.	CONF.	ADJ CONF.
Average RPI Loss:	<b>9</b>	RECORD	PCT. RANK	GAMES	SCHEDULE	OF SCHEDULE	RPI	RPI	RPI	RPI
DIV. I ONLY	<b>22- 7</b>	<b>41</b>	<b>8-2</b>	<b>9</b>	<b>12</b>	<b>17</b>	<b>17</b>	<b>2</b>	<b>2</b>	
DIV. I NON-CONF.	<b>10- 2</b>	<b>29</b>	<b>0</b>	<b>13</b>	<b>40</b>	<b>10</b>	<b>10</b>	<b>2</b>	<b>2</b>	
TOTALS	RPI 1-25	RPI 26-50	W-L RECORDS	RPI 51-100	RPI 101-150	RPI 150+				
22- 7	1- 7	3- 0	OVERALL	7- 0	5- 0	6- 0				
11- 4	0- 4	1- 0	HOME	3- 0	3- 0	4- 0				
9- 2	0- 2	2- 0	AWAY	4- 0	1- 0	2- 0				
2- 1	1- 1	0- 0	NEUTRAL	0- 0	1- 0	0- 0				
10- 2	1- 2	0- 0	NON-CONFERENCE	2- 0	4- 0	3- 0				
5- 1	0- 1	0- 0	HOME	0- 0	2- 0	3- 0				
3- 0	0- 0	0- 0	AWAY	2- 0	1- 0	0- 0				
2- 1	1- 1	0- 0	NEUTRAL	0- 0	1- 0	0- 0				
12- 5	0- 5	3- 0	CONFERENCE	5- 0	1- 0	3- 0				
6- 3	0- 3	1- 0	HOME	3- 0	1- 0	1- 0				
6- 2	0- 2	2- 0	AWAY	2- 0	0- 0	2- 0				
0- 0	0- 0	0- 0	NEUTRAL	0- 0	0- 0	0- 0				

RPI 1-25				Team's RPI: 17				RPI 26-50				RPI 51-100				RPI 101+			
RPI	S	Opponent	Score					RPI	S	Opponent	Score					RPI	S	Opponent	Score
2	N	South Carolina	71 57					40	A	Purdue	66 54					84	A	Minnesota	75 69
3	A	Maryland	62 76					40	H	Purdue	66 48					84	H	Minnesota	65 52
3	H	Maryland	69 79					45	A	Rutgers	66 56					85	H	Michigan St.	79 67
4	N	Baylor	62 77													90	A	Nebraska	57 53
7	H	Northwestern	69 71													90	H	Nebraska	81 53
10	A	Iowa	85 91													91	A	Butler	64 53
11	H	UCLA	58 68													96	A	Miami (FL)	58 45
24	H	Ohio St.	76 80																
LAST 10 Division I																			
90	H	Nebraska	81 53					3	H	Maryland	69 79								
84	A	Minnesota	75 69					40	A	Purdue	66 54								
24	H	Ohio St.	76 80					145	H	Wisconsin	75 65								
201	A	Illinois	59 54					84	H	Minnesota	65 52								
90	A	Nebraska	57 53					209	A	Penn St.	76 60								

Non-Div I Games:

Indiana

■ Loss, 
■ Non-Conf, S Site, 
■ Home 
■ Away 
N Neutral

Average RPI Win: 238		WON-LOST	WINNING	LAST 10	STRENGTH OF	OPP. STRENGTH	TEAM	ADJ.	CONF.	ADJ CONF.
Average RPI Loss: 118		RECORD	PCT. RANK	GAMES	SCHEDULE	OF SCHEDULE	RPI	RPI	RPI	RPI
DIV. I ONLY		4- 23	326	2-8	67	142	272	272	8	8
DIV. I NON-CONF.		2- 10	313	0	190	296	294	294	7	7
TOTALS		RPI 1-25	RPI 26-50	W-L RECORDS	RPI 51-100	RPI 101-150	RPI 150+			
4- 23	0- 2		0- 3	OVERALL	1- 6	0- 7	3- 5			
2- 9	0- 1		0- 1	HOME	1- 2	0- 3	1- 2			
2- 13	0- 1		0- 2	AWAY	0- 4	0- 4	2- 2			
0- 1	0- 0		0- 0	NEUTRAL	0- 0	0- 0	0- 1			
2- 10	0- 0		0- 0	NON-CONFERENCE	0- 2	0- 3	2- 5			
0- 4	0- 0		0- 0	HOME	0- 1	0- 1	0- 2			
2- 5	0- 0		0- 0	AWAY	0- 1	0- 2	2- 2			
0- 1	0- 0		0- 0	NEUTRAL	0- 0	0- 0	0- 1			
2- 13	0- 2		0- 3	CONFERENCE	1- 4	0- 4	1- 0			
2- 5	0- 1		0- 1	HOME	1- 1	0- 2	1- 0			
0- 8	0- 1		0- 2	AWAY	0- 3	0- 2	0- 0			
0- 0	0- 0		0- 0	NEUTRAL	0- 0	0- 0	0- 0			

RPI 1-25				RPI 26-50				RPI 51-100				RPI 101+ Team's RPI: 272			
RPI	S	Opponent	Score	RPI	S	Opponent	Score	RPI	S	Opponent	Score	RPI	S	Opponent	Score
14	A	Missouri St.	58 82	29	A	Drake	65 105	63	A	Illinois St.	69 83	111	H	Southeast Mo. St.	58 68
14	H	Missouri St.	55 76	29	H	Drake	71 92	77	A	Colorado	46 59	113	A	Kansas	72 84
				36	A	Bradley	75 91	81	A	UNI	43 73	133	A	Pacific	66 83
								81	H	UNI	65 63	148	A	Loyola Chicago	55 65
								89	H	Saint Louis	53 55	148	H	Loyola Chicago	51 58
								100	A	Southern Ill.	42 60	149	A	Valparaiso	45 61
								100	H	Southern Ill.	55 78	149	H	Valparaiso	56 75
												184	H	Northern Ky.	68 70
												203	A	Western Ill.	72 83
												207	A	Eastern Ill.	59 57
												226	A	Murray St.	62 70
												233	H	Marshall	60 72
												278	N	CSUN	59 67
												322	H	Evansville	68 58
												342	A	UIC	61 40
EAST 10 Division I															
14	A	Missouri St.	58 82	148	A	Loyola Chicago	55 65								
100	A	Southern Ill.	42 60	322	H	Evansville	68 58								
29	H	Drake	71 92	100	H	Southern Ill.	55 78								
81	H	UNI	65 63	14	H	Missouri St.	55 76								
149	A	Valparaiso	45 61	81	A	UNI	43 73								

Non-Div I Games:

Indiana St.

Loss, Non-Conf, S Site, H Home A Away N Neutral

Average RPI Win: <b>282</b>	WON-LOST	WINNING	LAST 10	STRENGTH OF	OPP. STRENGTH	TEAM	ADJ.	CONF.	ADJ CONF.
Average RPI Loss: <b>138</b>	RECORD	PCT. RANK	GAMES	SCHEDULE	OF SCHEDULE	RPI	RPI	RPI	RPI
DIV. I ONLY	9- 16	260	5-5	130	269	228	228	24	24
DIV. I NON-CONF.	1- 8	322	0	19	175	208	208	25	25
TOTALS	RPI 1-25	RPI 26-50	W-L RECORDS	RPI 51-100	RPI 101-150	RPI 150+			
9- 16	0- 1	0- 1	OVERALL	0- 5	0- 3	9- 6			
3- 9	0- 0	0- 0	HOME	0- 3	0- 2	3- 4			
6- 5	0- 1	0- 1	AWAY	0- 2	0- 0	6- 1			
0- 2	0- 0	0- 0	NEUTRAL	0- 0	0- 1	0- 1			
1- 8	0- 1	0- 1	NON-CONFERENCE	0- 2	0- 3	1- 1			
0- 3	0- 0	0- 0	HOME	0- 1	0- 2	0- 0			
1- 3	0- 1	0- 1	AWAY	0- 1	0- 0	1- 0			
0- 2	0- 0	0- 0	NEUTRAL	0- 0	0- 1	0- 1			
8- 8	0- 0	0- 0	CONFERENCE	0- 3	0- 0	8- 5			
3- 6	0- 0	0- 0	HOME	0- 2	0- 0	3- 4			
5- 2	0- 0	0- 0	AWAY	0- 1	0- 0	5- 1			
0- 0	0- 0	0- 0	NEUTRAL	0- 0	0- 0	0- 0			

RPI 1-25				RPI 26-50				RPI 51-100				RPI 101+ Team's RPI: 228			
RPI	S	Opponent	Score	RPI	S	Opponent	Score	RPI	S	Opponent	Score	RPI	S	Opponent	Score
15	A	Central Mich.	50 <b>70</b>	48	A	Penn	42 <b>74</b>	58	H	Marist	56 <b>73</b>	124	H	Duquesne	74 <b>76</b>
								78	H	Seton Hall	37 <b>89</b>	126	N	Washington	34 <b>65</b>
								79	A	Stony Brook	40 <b>59</b>	139	H	Massachusetts	51 <b>65</b>
								83	A	Rider	41 <b>53</b>	177	N	Towson	58 <b>75</b>
								83	H	Rider	37 <b>81</b>	187	A	Quinnipiac	75 71
												187	H	Quinnipiac	63 <b>67</b>
												206	A	Manhattan	32 <b>54</b>
												231	A	Fairfield	59 52
												231	H	Fairfield	40 <b>52</b>
												253	A	Winthrop	68 61
												283	A	Niagara	70 58
												283	H	Niagara	57 <b>63</b>
												284	H	Siena	58 47
												296	A	Monmouth	36 33
												296	H	Monmouth	50 <b>56</b>
												323	H	Saint Peter's	69 59
												339	A	Canisius	60 57
												339	H	Canisius	78 72
LAST 10 Division I															
339	H	Canisius	78 72	283	A	Niagara	70 58								
83	A	Rider	41 <b>53</b>	339	A	Canisius	60 57								
284	H	Siena	58 47	58	H	Marist	56 <b>73</b>								
231	A	Fairfield	59 52	187	H	Quinnipiac	63 <b>67</b>								
296	H	Monmouth	50 <b>56</b>	206	A	Manhattan	32 <b>54</b>								

Non-Div I Games:

Iona

Average RPI Win:	112	WON-LOST	WINNING	LAST 10	STRENGTH OF	OPP. STRENGTH	TEAM	ADJ.	CONF.	ADJ CONF.
Average RPI Loss:	67	RECORD	PCT. RANK	GAMES	SCHEDULE	OF SCHEDULE	RPI	RPI	RPI	RPI
DIV. I ONLY	23- 5	26	8-2	32	9	10	10	2	2	
DIV. I NON-CONF.	9- 2	37	0	47	77	22	22	2	2	
TOTALS	RPI 1-25	RPI 26-50	W-L RECORDS	RPI 51-100	RPI 101-150	RPI 150+				
23- 5	5- 1	2- 1	OVERALL	6- 2	2- 1	8- 0				
15- 0	4- 0	1- 0	HOME	3- 0	1- 0	6- 0				
6- 4	1- 1	1- 1	AWAY	2- 2	1- 0	1- 0				
2- 1	0- 0	0- 0	NEUTRAL	1- 0	0- 1	1- 0				
9- 2	1- 0	1- 0	NON-CONFERENCE	2- 1	0- 1	5- 0				
6- 0	1- 0	1- 0	HOME	0- 0	0- 0	4- 0				
1- 1	0- 0	0- 0	AWAY	1- 1	0- 0	0- 0				
2- 1	0- 0	0- 0	NEUTRAL	1- 0	0- 1	1- 0				
14- 3	4- 1	1- 1	CONFERENCE	4- 1	2- 0	3- 0				
9- 0	3- 0	0- 0	HOME	3- 0	1- 0	2- 0				
5- 3	1- 1	1- 1	AWAY	1- 1	1- 0	1- 0				
0- 0	0- 0	0- 0	NEUTRAL	0- 0	0- 0	0- 0				

RPI	S	Opponent	Score	RPI	S	Opponent	Score	RPI	S	Opponent	Score	RPI	S	Opponent	Score
3	A	Maryland	59 93	29	H	Drake	79 67	56	A	Iowa St.	75 69	126	N	Washington	63 70
3	H	Maryland	66 61	34	A	Michigan	63 78	80	N	Cincinnati	69 61	145	A	Wisconsin	85 78
7	A	Northwestern	77 51	40	A	Purdue	83 71	81	A	UNI	66 88	145	H	Wisconsin	97 71
9	H	Princeton	77 75					84	A	Minnesota	76 75	155	H	North Ala.	86 81
17	H	Indiana	91 85					84	H	Minnesota	90 82	177	N	Towson	100 72
24	H	Ohio St.	77 68					85	H	Michigan St.	74 57	192	H	Fla. Atlantic	85 53
								90	A	Nebraska	69 78	201	H	Illinois	108 72
								90	H	Nebraska	76 60	209	A	Penn St.	77 66
												209	H	Penn St.	100 57
												222	H	Clemson	74 60
												307	H	N.C. Central	102 50
LAST 10 Division I															
84	H	Minnesota	90 82	90	H	Nebraska	76 60								
209	H	Penn St.	100 57	34	A	Michigan	63 78								
145	H	Wisconsin	97 71	209	A	Penn St.	77 66								
3	A	Maryland	59 93	85	H	Michigan St.	74 57								
40	A	Purdue	83 71	24	H	Ohio St.	77 68								

Non-Div I Games:

Iowa

Average RPI Win:	137	WON-LOST	WINNING	LAST 10	STRENGTH OF	OPP. STRENGTH	TEAM	ADJ.	CONF.	ADJ CONF.
Average RPI Loss:	51	RECORD	PCT. RANK	GAMES	SCHEDULE	OF SCHEDULE	RPI	RPI	RPI	RPI
DIV. I ONLY	15- 11	133	5-5	21	48	56	56	3	3	
DIV. I NON-CONF.	8- 3	68	0	70	221	66	66	3	3	
TOTALS	RPI 1-25	RPI 26-50	W-L RECORDS	RPI 51-100	RPI 101-150	RPI 150+				
15- 11	0- 4	3- 2	OVERALL	3- 4	4- 1	5- 0				
10- 5	0- 2	1- 1	HOME	2- 1	3- 1	4- 0				
5- 6	0- 2	2- 1	AWAY	1- 3	1- 0	1- 0				
0- 0	0- 0	0- 0	NEUTRAL	0- 0	0- 0	0- 0				
8- 3	0- 1	0- 1	NON-CONFERENCE	1- 1	2- 0	5- 0				
6- 2	0- 1	0- 0	HOME	0- 1	2- 0	4- 0				
2- 1	0- 0	0- 1	AWAY	1- 0	0- 0	1- 0				
0- 0	0- 0	0- 0	NEUTRAL	0- 0	0- 0	0- 0				
7- 8	0- 3	3- 1	CONFERENCE	2- 3	2- 1	0- 0				
4- 3	0- 1	1- 1	HOME	2- 0	1- 1	0- 0				
3- 5	0- 2	2- 0	AWAY	0- 3	1- 0	0- 0				
0- 0	0- 0	0- 0	NEUTRAL	0- 0	0- 0	0- 0				

RPI 1-25				RPI 26-50				RPI 51-100 Team's RPI: 56				RPI 101+			
RPI	S	Opponent	Score	RPI	S	Opponent	Score	RPI	S	Opponent	Score	RPI	S	Opponent	Score
4	A	Baylor	62 83	29	A	Drake	81 86	52	A	Alabama	75 66	113	H	Kansas	89 67
10	H	Iowa	69 75	44	A	Texas	69 51	60	A	West Virginia	71 79	138	A	Texas Tech	96 66
19	A	TCU	72 82	44	H	Texas	75 81	66	A	Oklahoma	72 81	138	H	Texas Tech	74 77
19	H	TCU	74 77	46	A	Oklahoma St.	64 63	66	H	Oklahoma	63 59	147	H	Texas Southern	79 59
				46	H	Oklahoma St.	74 63	81	H	UNI	63 71	150	H	Wright St.	79 71
								92	A	Kansas St.	51 60	155	H	North Ala.	80 72
								92	H	Kansas St.	73 59	158	H	New Orleans	71 53
												245	H	Southern U.	69 36
												262	A	North Dakota St.	86 58
												335	H	Ark.-Pine Bluff	90 40
LAST 10 Division I															
				92	A	Kansas St.	51 60	46	H	Oklahoma St.	74 63				
				138	H	Texas Tech	74 77	60	A	West Virginia	71 79				
				19	A	TCU	72 82	4	A	Baylor	62 83				
				44	A	Texas	69 51	113	H	Kansas	89 67				
				66	H	Oklahoma	63 59	92	H	Kansas St.	73 59				

Non-Div I Games:

Iowa St.

■ Loss, 
 ■ Non-Conf, 
 ■ S Site, 
 ■ H Home 
 ■ A Away 
 N Neutral

Average RPI Win:	282	WON-LOST	WINNING	LAST 10	STRENGTH OF	OPP. STRENGTH	TEAM	ADJ.	CONF.	ADJ CONF.
Average RPI Loss:	128	RECORD	PCT. RANK	GAMES	SCHEDULE	OF SCHEDULE	RPI	RPI	RPI	RPI
DIV. I ONLY	15- 9	93	9-1	290	309	152	152	32	32	
DIV. I NON-CONF.	2- 8	295	0	110	39	225	225	31	31	
TOTALS	RPI 1-25	RPI 26-50	W-L RECORDS	RPI 51-100	RPI 101-150	RPI 150+				
15- 9	0- 2	0- 1	OVERALL	0- 2	2- 0	13- 4				
8- 1	0- 1	0- 0	HOME	0- 0	1- 0	7- 0				
7- 8	0- 1	0- 1	AWAY	0- 2	1- 0	6- 4				
0- 0	0- 0	0- 0	NEUTRAL	0- 0	0- 0	0- 0				
2- 8	0- 2	0- 1	NON-CONFERENCE	0- 2	0- 0	2- 3				
1- 1	0- 1	0- 0	HOME	0- 0	0- 0	1- 0				
1- 7	0- 1	0- 1	AWAY	0- 2	0- 0	1- 3				
0- 0	0- 0	0- 0	NEUTRAL	0- 0	0- 0	0- 0				
13- 1	0- 0	0- 0	CONFERENCE	0- 0	2- 0	11- 1				
7- 0	0- 0	0- 0	HOME	0- 0	1- 0	6- 0				
6- 1	0- 0	0- 0	AWAY	0- 0	1- 0	5- 1				
0- 0	0- 0	0- 0	NEUTRAL	0- 0	0- 0	0- 0				

RPI 1-25				RPI 26-50				RPI 51-100				RPI 101+ Team's RPI: 152			
RPI	S	Opponent	Score	RPI	S	Opponent	Score	RPI	S	Opponent	Score	RPI	S	Opponent	Score
12	H	Mississippi St.	53 92	36	A	Bradley	69 78	63	A	Illinois St.	55 77	147	A	Texas Southern	72 61
17	A	Indiana	51 91					96	A	Miami (FL)	68 83	147	H	Texas Southern	81 79
												159	A	Tulane	46 82
												197	H	Louisiana	65 54
												237	A	Southeastern La.	59 63
												242	A	Central Ark.	54 57
												245	A	Southern U.	72 51
												245	H	Southern U.	60 57
												248	H	Alabama A&M	67 53
												293	A	Prairie View	52 62
												293	H	Prairie View	53 49
												327	H	Alabama St.	94 62
												332	A	Alcorn	83 67
												332	H	Alcorn	76 66
												334	A	Northwestern St.	66 49
												335	A	Ark.-Pine Bluff	56 44
												346	A	Grambling	82 59
												346	H	Grambling	61 46
												351	A	Mississippi Val.	90 61
LAST 10 Division I															
346	A	Grambling	82 59	335	A	Ark.-Pine Bluff	56 44								
293	A	Prairie View	52 62	351	A	Mississippi Val.	90 61								
147	A	Texas Southern	72 61	346	H	Grambling	61 46								
245	H	Southern U.	60 57	293	H	Prairie View	53 49								
332	H	Alcorn	76 66	147	H	Texas Southern	81 79								

Non-Div I Games:

Jackson St.

■ Loss, 
 ■ Non-Conf, 
 ■ S Site, 
 ■ Home 
 ■ A Away 
 N Neutral

## Jacksonville

Through Games Of Feb. 27, 2020

Average RPI Win:	262	WON-LOST	WINNING	LAST 10	STRENGTH OF	OPP. STRENGTH	TEAM	ADJ.	CONF.	ADJ CONF.
Average RPI Loss:	100	RECORD	PCT. RANK	GAMES	SCHEDULE	OF SCHEDULE	RPI	RPI	RPI	RPI
DIV. I ONLY	15- 10	110	7-3	253	191	170	170	16	16	
DIV. I NON-CONF.	6- 5	151	0	252	292	189	189	14	14	
TOTALS	RPI 1-25	RPI 26-50	W-L RECORDS	RPI 51-100	RPI 101-150	RPI 150+				
15- 10	0- 0	0- 2	OVERALL	0- 2	1- 4	14- 2				
8- 5	0- 0	0- 1	HOME	0- 0	0- 3	8- 1				
7- 5	0- 0	0- 1	AWAY	0- 2	1- 1	6- 1				
0- 0	0- 0	0- 0	NEUTRAL	0- 0	0- 0	0- 0				
6- 5	0- 0	0- 1	NON-CONFERENCE	0- 2	0- 1	6- 1				
3- 2	0- 0	0- 0	HOME	0- 0	0- 1	3- 1				
3- 3	0- 0	0- 1	AWAY	0- 2	0- 0	3- 0				
0- 0	0- 0	0- 0	NEUTRAL	0- 0	0- 0	0- 0				
9- 5	0- 0	0- 1	CONFERENCE	0- 0	1- 3	8- 1				
5- 3	0- 0	0- 1	HOME	0- 0	0- 2	5- 0				
4- 2	0- 0	0- 0	AWAY	0- 0	1- 1	3- 1				
0- 0	0- 0	0- 0	NEUTRAL	0- 0	0- 0	0- 0				

RPI 1-25				RPI 26-50				RPI 51-100				RPI 101+				Team's RPI: 170	
RPI	S	Opponent	Score	RPI	S	Opponent	Score	RPI	S	Opponent	Score	RPI	S	Opponent	Score		
				28	A	Florida St.	41 75	72	A	South Fla.	39 70	104	A	Liberty	76 85		
				30	H	FGCU	68 81	77	A	Colorado	44 66	104	H	Liberty	59 65		
												108	H	Bethune-Cookman	52 53		
												144	A	North Florida	69 60		
												144	H	North Florida	64 70		
												155	A	North Ala.	65 76		
												155	H	North Ala.	67 56		
												180	H	Norfolk St.	64 71		
												213	H	Stetson	57 52		
												215	A	Kennesaw St.	93 83		
												215	H	Kennesaw St.	88 81		
												252	A	Jacksonville St.	55 40		
												254	A	Lipscomb	73 64		
												254	H	Lipscomb	76 53		
												268	H	Nicholls St.	72 55		
												303	H	FIU	77 52		
												326	A	NJIT	66 54		
												326	H	NJIT	88 67		
												328	H	USC Upstate	87 43		
												329	A	Mercer	87 83		
												341	A	Florida A&M	88 54		
LAST 10 Division I																	
				254	H	Lipscomb	76 53	30	H	FGCU	68 81						
				215	H	Kennesaw St.	88 81	155	H	North Ala.	67 56						
				144	A	North Florida	69 60	254	A	Lipscomb	73 64						
				104	H	Liberty	59 65	215	A	Kennesaw St.	93 83						
				326	A	NJIT	66 54	144	H	North Florida	64 70						

Non-Div I Games: Thomas (GA) 94 36 Johnson (FL) 114 35

Jacksonville

Loss, Non-Conf, S Site, H Home A Away N Neutral



Average RPI Win:	252	WON-LOST	WINNING	LAST 10	STRENGTH OF	OPP. STRENGTH	TEAM	ADJ.	CONF.	ADJ CONF.
Average RPI Loss:	163	RECORD	PCT. RANK	GAMES	SCHEDULE	OF SCHEDULE	RPI	RPI	RPI	RPI
DIV. I ONLY	11- 15	217	5-5	261	242	252	252	20	20	
DIV. I NON-CONF.	2- 7	288	0	304	230	330	330	23	23	
TOTALS	RPI 1-25	RPI 26-50	W-L RECORDS	RPI 51-100	RPI 101-150	RPI 150+				
11- 15	0- 0	0- 1	OVERALL	1- 3	1- 3	9- 8				
7- 4	0- 0	0- 0	HOME	1- 1	1- 0	5- 3				
4- 9	0- 0	0- 1	AWAY	0- 2	0- 3	4- 3				
0- 2	0- 0	0- 0	NEUTRAL	0- 0	0- 0	0- 2				
2- 7	0- 0	0- 1	NON-CONFERENCE	0- 0	0- 2	2- 4				
2- 1	0- 0	0- 0	HOME	0- 0	0- 0	2- 1				
0- 4	0- 0	0- 1	AWAY	0- 0	0- 2	0- 1				
0- 2	0- 0	0- 0	NEUTRAL	0- 0	0- 0	0- 2				
9- 8	0- 0	0- 0	CONFERENCE	1- 3	1- 1	7- 4				
5- 3	0- 0	0- 0	HOME	1- 1	1- 0	3- 2				
4- 5	0- 0	0- 0	AWAY	0- 2	0- 1	4- 2				
0- 0	0- 0	0- 0	NEUTRAL	0- 0	0- 0	0- 0				

RPI S	Opponent	Score	RPI S	Opponent	Score	RPI S	Opponent	Score	RPI S	Opponent	Score	Team's RPI: 252
47	A Troy	64 94	51	A Belmont	49 61	106	A Auburn	53 62	111	A Southeast Mo. St.	52 79	
			51	H Belmont	60 41	111	H Southeast Mo. St.	72 51	118	A Vanderbilt	66 88	
			55	A UT Martin	72 86	170	H Jacksonville	40 55	178	H Austin Peay	57 63	
			55	H UT Martin	56 73	184	N Northern Ky.	63 66	205	A Tennessee Tech	66 50	
						207	A Eastern Ill.	52 55	226	H Murray St.	68 51	
						254	H Lipscomb	65 63	276	A Morehead St.	48 67	
						276	H Morehead St.	55 69	279	N Oakland	55 61	
						288	A Eastern Ky.	43 33	288	H Eastern Ky.	68 54	
						327	A Alabama St.	63 68	336	A Tennessee St.	63 45	
						336	H Tennessee St.	70 48	337	A SIUE	53 44	
						341	H Florida A&M	72 67				
LAST 10 Division I												
336	A Tennessee St.	63 45	55	A UT Martin	72 86							
55	H UT Martin	56 73	111	A Southeast Mo. St.	52 79							
111	H Southeast Mo. St.	72 51	51	H Belmont	60 41							
51	A Belmont	49 61	336	H Tennessee St.	70 48							
205	A Tennessee Tech	66 50	276	H Morehead St.	55 69							

Non-Div I Games: Clark Atlanta 75 46 Fort Valley St. 87 65

Jacksonville St.

Loss, Non-Conf, S Site, H Home A Away N Neutral

Average RPI Win:	188	WON-LOST	WINNING	LAST 10	STRENGTH OF	OPP. STRENGTH	TEAM	ADJ.	CONF.	ADJ CONF.
Average RPI Loss:	69	RECORD	PCT. RANK	GAMES	SCHEDULE	OF SCHEDULE	RPI	RPI	RPI	RPI
DIV. I ONLY	21- 4	23	9-1	185	90	41	41	14	14	
DIV. I NON-CONF.	9- 2	37	0	86	14	30	30	13	13	
TOTALS	RPI 1-25	RPI 26-50	W-L RECORDS	RPI 51-100	RPI 101-150	RPI 150+				
21- 4	0- 1	1- 1	OVERALL	2- 1	6- 0	12- 1				
12- 1	0- 1	0- 0	HOME	1- 0	4- 0	7- 0				
8- 3	0- 0	0- 1	AWAY	1- 1	2- 0	5- 1				
1- 0	0- 0	1- 0	NEUTRAL	0- 0	0- 0	0- 0				
9- 2	0- 1	1- 0	NON-CONFERENCE	2- 1	3- 0	3- 0				
5- 1	0- 1	0- 0	HOME	1- 0	2- 0	2- 0				
3- 1	0- 0	0- 0	AWAY	1- 1	1- 0	1- 0				
1- 0	0- 0	1- 0	NEUTRAL	0- 0	0- 0	0- 0				
12- 2	0- 0	0- 1	CONFERENCE	0- 0	3- 0	9- 1				
7- 0	0- 0	0- 0	HOME	0- 0	2- 0	5- 0				
5- 2	0- 0	0- 1	AWAY	0- 0	1- 0	4- 1				
0- 0	0- 0	0- 0	NEUTRAL	0- 0	0- 0	0- 0				

RPI 1-25				RPI 26-50				Team's RPI: 41				RPI 51-100				RPI 101+			
RPI	S	Opponent	Score	RPI	S	Opponent	Score	RPI	S	Opponent	Score	RPI	S	Opponent	Score	RPI	S	Opponent	Score
3	H	Maryland	68 70	38	N	UCF	46 43	53	A	Virginia	49 55	104	H	Liberty	76 53				
				42	A	Drexel	48 70	62	H	St. John's (NY)	76 73	114	H	William & Mary	84 70				
								76	A	Villanova	56 52	125	A	Northeastern	86 64				
												125	H	Northeastern	67 54				
												132	H	Robert Morris	59 32				
												137	A	George Washington	69 50				
												177	A	Towson	75 76				
												177	H	Towson	81 39				
												179	A	Delaware	60 39				
												182	H	Elon	61 48				
												240	A	Georgetown	66 59				
												263	H	Delaware St.	83 64				
												264	A	Col. of Charleston	87 53				
												264	H	Col. of Charleston	81 50				
												273	A	UNCW	66 58				
												273	H	UNCW	76 52				
												275	H	Longwood	93 53				
												319	A	Hofstra	89 52				
												319	H	Hofstra	92 50				
LAST 10 Division I																			
319	A	Hofstra	89 52	42	A	Drexel	48 70	179	A	Delaware	60 39	125	H	Northeastern	67 54				
125	A	Northeastern	86 64	179	A	Delaware	60 39	319	H	Hofstra	92 50	264	A	Col. of Charleston	87 53				
273	H	UNCW	76 52	125	H	Northeastern	67 54												
264	H	Col. of Charleston	81 50	319	H	Hofstra	92 50												
177	H	Towson	81 39	264	A	Col. of Charleston	87 53												

Non-Div I Games:

James Madison

■ Loss, 
 ■ Non-Conf, S Site, 
 ■ Home 
 ■ Away 
 N Neutral

Kansas

Through Games Of Feb. 27, 2020

Average RPI Win:	191	WON-LOST	WINNING	LAST 10	STRENGTH OF	OPP. STRENGTH	TEAM	ADJ.	CONF.	ADJ CONF.
Average RPI Loss:	51	RECORD	PCT. RANK	GAMES	SCHEDULE	OF SCHEDULE	RPI	RPI	RPI	RPI
DIV. I ONLY	14- 12	154	2-8	77	50	113	113	3	3	
DIV. I NON-CONF.	11- 0	1	0	311	213	56	56	3	3	
TOTALS	RPI 1-25	RPI 26-50	W-L RECORDS	RPI 51-100	RPI 101-150	RPI 150+				
14- 12	0- 4	1- 2	OVERALL	2- 5	3- 1	8- 0				
10- 5	0- 2	1- 0	HOME	0- 3	2- 0	7- 0				
3- 7	0- 2	0- 2	AWAY	2- 2	0- 1	1- 0				
1- 0	0- 0	0- 0	NEUTRAL	0- 0	1- 0	0- 0				
11- 0	0- 0	0- 0	NON-CONFERENCE	1- 0	2- 0	8- 0				
8- 0	0- 0	0- 0	HOME	0- 0	1- 0	7- 0				
2- 0	0- 0	0- 0	AWAY	1- 0	0- 0	1- 0				
1- 0	0- 0	0- 0	NEUTRAL	0- 0	1- 0	0- 0				
3- 12	0- 4	1- 2	CONFERENCE	1- 5	1- 1	0- 0				
2- 5	0- 2	1- 0	HOME	0- 3	1- 0	0- 0				
1- 7	0- 2	0- 2	AWAY	1- 2	0- 1	0- 0				
0- 0	0- 0	0- 0	NEUTRAL	0- 0	0- 0	0- 0				

RPI	S	Opponent	Score	RPI	S	Opponent	Score	RPI	S	Opponent	Score	RPI	S	Opponent	Score	Team's RPI: 113
4	A	Baylor	44 97	44	A	Texas	77 85	56	A	Iowa St.	67 89	127	H	Florida	76 66	
4	H	Baylor	47 90	44	H	Texas	82 67	60	A	West Virginia	53 60	138	A	Texas Tech	72 89	
19	A	TCU	59 73	46	A	Oklahoma St.	49 67	60	H	West Virginia	49 68	138	H	Texas Tech	67 50	
19	H	TCU	74 87					66	A	Oklahoma	83 80	150	N	Wright St.	74 63	
								66	H	Oklahoma	82 94	185	H	Saint Mary's (CA)	86 81	
								89	A	Saint Louis	68 60	192	A	Fla. Atlantic	90 60	
								92	H	Kansas St.	61 69	227	H	UMass Lowell	79 44	
												255	H	Texas St.	68 48	
												269	H	Wofford	83 64	
												272	H	Indiana St.	84 72	
												312	H	Omaha	63 48	
												342	H	UIC	91 50	
LAST 10 Division I																
66	A	Oklahoma	83 80	4	A	Baylor	44 97									
60	A	West Virginia	53 60	66	H	Oklahoma	82 94									
44	H	Texas	82 67	92	H	Kansas St.	61 69									
138	A	Texas Tech	72 89	56	A	Iowa St.	67 89									
19	H	TCU	74 87	44	A	Texas	77 85									

Non-Div I Games:

Kansas

Loss, Non-Conf, S Site, H Home A Away N Neutral

Average RPI Win:	166	WON-LOST	WINNING	LAST 10	STRENGTH OF	OPP. STRENGTH	TEAM	ADJ.	CONF.	ADJ CONF.
Average RPI Loss:	56	RECORD	PCT. RANK	GAMES	SCHEDULE	OF SCHEDULE	RPI	RPI	RPI	RPI
DIV. I ONLY	14- 12	154	7-3	40	46	92	92	3	3	
DIV. I NON-CONF.	6- 5	151	0	173	189	177	177	3	3	
TOTALS	RPI 1-25	RPI 26-50	W-L RECORDS	RPI 51-100	RPI 101-150	RPI 150+				
14- 12	0- 4	1- 3	OVERALL	4- 3	3- 1	6- 1				
8- 6	0- 2	0- 2	HOME	2- 1	1- 1	5- 0				
6- 4	0- 2	1- 1	AWAY	2- 1	2- 0	1- 0				
0- 2	0- 0	0- 0	NEUTRAL	0- 1	0- 0	0- 1				
6- 5	0- 1	0- 1	NON-CONFERENCE	0- 1	0- 1	6- 1				
5- 1	0- 0	0- 0	HOME	0- 0	0- 1	5- 0				
1- 2	0- 1	0- 1	AWAY	0- 0	0- 0	1- 0				
0- 2	0- 0	0- 0	NEUTRAL	0- 1	0- 0	0- 1				
8- 7	0- 3	1- 2	CONFERENCE	4- 2	3- 0	0- 0				
3- 5	0- 2	0- 2	HOME	2- 1	1- 0	0- 0				
5- 2	0- 1	1- 0	AWAY	2- 1	2- 0	0- 0				
0- 0	0- 0	0- 0	NEUTRAL	0- 0	0- 0	0- 0				

RPI 1-25				RPI 26-50				RPI 51-100				RPI 101+			
RPI	S	Opponent	Score	RPI	S	Opponent	Score	RPI	S	Opponent	Score	RPI	S	Opponent	Score
1	A	Oregon	51 89	39	A	Arkansas	72 81	56	A	Iowa St.	59 73	107	H	UT Arlington	53 57
4	H	Baylor	40 54	44	A	Texas	60 54	56	H	Iowa St.	60 51	113	A	Kansas	69 61
19	A	TCU	61 65	44	H	Texas	63 71	60	A	West Virginia	56 55	138	A	Texas Tech	76 72
19	H	TCU	52 54	46	H	Oklahoma St.	63 70	60	H	West Virginia	63 74	138	H	Texas Tech	84 70
								66	A	Oklahoma	87 85	193	N	Memphis	68 72
								66	H	Oklahoma	92 74	210	A	UMKC	74 67
								85	N	Michigan St.	60 65	211	H	Oral Roberts	109 69
												258	H	Incarnate Word	85 41
												306	H	UTRGV	79 66
												312	H	Omaha	73 48
												342	H	UIC	84 40
LAST 10 Division I															
56	H	Iowa St.	60 51	4	H	Baylor	40 54								
44	A	Texas	60 54	138	H	Texas Tech	84 70								
19	H	TCU	52 54	19	A	TCU	61 65								
66	A	Oklahoma	87 85	113	A	Kansas	69 61								
60	A	West Virginia	56 55	66	H	Oklahoma	92 74								

Non-Div I Games:

Kansas St.

■ Loss, 
■ Non-Conf, 
■ S Site, 
■ H Home 
■ A Away 
N Neutral

Average RPI Win:	255	WON-LOST	WINNING	LAST 10	STRENGTH OF	OPP. STRENGTH	TEAM	ADJ.	CONF.	ADJ CONF.
Average RPI Loss:	132	RECORD	PCT. RANK	GAMES	SCHEDULE	OF SCHEDULE	RPI	RPI	RPI	RPI
DIV. I ONLY	10- 14	227	3-7	205	188	215	215	16	16	
DIV. I NON-CONF.	5- 5	164	0	270	261	192	192	14	14	
TOTALS	RPI 1-25	RPI 26-50	W-L RECORDS	RPI 51-100	RPI 101-150	RPI 150+				
10- 14	0- 0	0- 2	OVERALL	0- 2	0- 5	10- 5				
4- 5	0- 0	0- 1	HOME	0- 1	0- 1	4- 2				
5- 9	0- 0	0- 1	AWAY	0- 1	0- 4	5- 3				
1- 0	0- 0	0- 0	NEUTRAL	0- 0	0- 0	1- 0				
5- 5	0- 0	0- 0	NON-CONFERENCE	0- 2	0- 2	5- 1				
2- 1	0- 0	0- 0	HOME	0- 1	0- 0	2- 0				
2- 4	0- 0	0- 0	AWAY	0- 1	0- 2	2- 1				
1- 0	0- 0	0- 0	NEUTRAL	0- 0	0- 0	1- 0				
5- 9	0- 0	0- 2	CONFERENCE	0- 0	0- 3	5- 4				
2- 4	0- 0	0- 1	HOME	0- 0	0- 1	2- 2				
3- 5	0- 0	0- 1	AWAY	0- 0	0- 2	3- 2				
0- 0	0- 0	0- 0	NEUTRAL	0- 0	0- 0	0- 0				

RPI S	Opponent	Score	RPI S	Opponent	Score	RPI S	Opponent	Score	RPI S	Opponent	Score	Team's RPI: 215
30	A FGCU	63 80	30	H FGCU	64 89	69	A Georgia	65 80	104	A Liberty	66 76	
						70	H Georgia Tech	47 63	116	A Campbell	51 63	
									124	A Duquesne	72 75	
									144	A North Florida	33 57	
									144	H North Florida	55 64	
									155	A North Ala.	54 71	
									155	H North Ala.	59 56	
									160	H Samford	60 55	
									170	A Jacksonville	81 88	
									170	H Jacksonville	83 93	
									213	A Stetson	70 67	
									213	H Stetson	61 67	
									254	A Lipscomb	74 66	
									254	H Lipscomb	88 60	
									273	A UNCW	58 56	
									286	N UMBC	59 44	
									300	A Ga. Southern	95 69	
									315	A Navy	62 82	
									326	A NJIT	77 64	
									329	H Mercer	92 64	
LAST 10 Division I												
155	A North Ala.	54 71	104	A Liberty	66 76							
170	A Jacksonville	81 88	144	A North Florida	33 57							
30	H FGCU	64 89	155	H North Ala.	59 56							
213	A Stetson	70 67	170	H Jacksonville	83 93							
254	H Lipscomb	88 60	30	A FGCU	63 80							

Non-Div I Games: Middle Ga. St. 88 49 Shorter 94 55

Kennesaw St.

Loss, Non-Conf, S Site, H Home A Away N Neutral

Average RPI Win:	199	WON-LOST	WINNING	LAST 10	STRENGTH OF	OPP. STRENGTH	TEAM	ADJ.	CONF.	ADJ CONF.
Average RPI Loss:	78	RECORD	PCT. RANK	GAMES	SCHEDULE	OF SCHEDULE	RPI	RPI	RPI	RPI
DIV. I ONLY	15- 10	110	6-4	108	108	102	102	10	10	
DIV. I NON-CONF.	6- 4	123	0	132	128	109	109	9	9	
TOTALS	RPI 1-25	RPI 26-50	W-L RECORDS	RPI 51-100	RPI 101-150	RPI 150+				
15- 10	0- 2	0- 3	OVERALL	1- 2	3- 1	11- 2				
8- 3	0- 1	0- 0	HOME	1- 0	2- 1	5- 1				
5- 5	0- 1	0- 1	AWAY	0- 2	1- 0	4- 1				
2- 2	0- 0	0- 2	NEUTRAL	0- 0	0- 0	2- 0				
6- 4	0- 1	0- 3	NON-CONFERENCE	0- 0	2- 0	4- 0				
2- 1	0- 1	0- 0	HOME	0- 0	1- 0	1- 0				
2- 1	0- 0	0- 1	AWAY	0- 0	1- 0	1- 0				
2- 2	0- 0	0- 2	NEUTRAL	0- 0	0- 0	2- 0				
9- 6	0- 1	0- 0	CONFERENCE	1- 2	1- 1	7- 2				
6- 2	0- 0	0- 0	HOME	1- 0	1- 1	4- 1				
3- 4	0- 1	0- 0	AWAY	0- 2	0- 0	3- 1				
0- 0	0- 0	0- 0	NEUTRAL	0- 0	0- 0	0- 0				

RPI 1-25				RPI 26-50				RPI 51-100				RPI 101+ Team's RPI: 102			
RPI	S	Opponent	Score	RPI	S	Opponent	Score	RPI	S	Opponent	Score	RPI	S	Opponent	Score
15	A	Central Mich.	58 71	34	N	Michigan	53 88	61	A	Ohio	57 63	124	A	Duquesne	77 75
24	H	Ohio St.	65 75	40	A	Purdue	64 77	68	A	Ball St.	62 66	132	H	Robert Morris	82 81
				47	N	Troy	64 71	68	H	Ball St.	69 68	142	H	Buffalo	44 57
												146	H	Western Mich.	75 63
												157	A	Akron	60 55
												157	H	Akron	68 50
												172	H	Eastern Mich.	69 74
												174	A	Toledo	60 69
												174	H	Toledo	87 68
												181	A	Northern Ill.	79 71
												199	A	Miami (OH)	78 75
												199	H	Miami (OH)	80 75
												251	H	Bowling Green	61 47
												259	A	Youngstown St.	82 73
												294	H	St. Bonaventure	81 58
												300	N	Ga. Southern	62 48
												338	N	Purdue Fort Wayne	75 67
LAST 10 Division I															
157	H	Akron	68 50	61	A	Ohio	57 63								
199	H	Miami (OH)	80 75	251	H	Bowling Green	61 47								
15	A	Central Mich.	58 71	174	A	Toledo	60 69								
174	H	Toledo	87 68	68	H	Ball St.	69 68								
157	A	Akron	60 55	142	H	Buffalo	44 57								

Non-Div I Games: Hiram

92 36

Kent St.

## Kentucky

Through Games Of Feb. 27, 2020

Average RPI Win:	133	WON-LOST	WINNING	LAST 10	STRENGTH OF	OPP. STRENGTH	TEAM	ADJ.	CONF.	ADJ CONF.
Average RPI Loss:	35	RECORD	PCT. RANK	GAMES	SCHEDULE	OF SCHEDULE	RPI	RPI	RPI	RPI
DIV. I ONLY	21- 6	32	6-4	34	31	21	21	4	4	
DIV. I NON-CONF.	11- 1	13	0	142	84	39	39	5	5	
TOTALS	RPI 1-25	RPI 26-50	W-L RECORDS	RPI 51-100	RPI 101-150	RPI 150+				
21- 6	2- 3	1- 2	OVERALL	6- 0	4- 1	8- 0				
14- 3	2- 2	1- 0	HOME	3- 0	2- 1	6- 0				
7- 3	0- 1	0- 2	AWAY	3- 0	2- 0	2- 0				
0- 0	0- 0	0- 0	NEUTRAL	0- 0	0- 0	0- 0				
11- 1	0- 1	1- 0	NON-CONFERENCE	2- 0	2- 0	6- 0				
8- 1	0- 1	1- 0	HOME	0- 0	1- 0	6- 0				
3- 0	0- 0	0- 0	AWAY	2- 0	1- 0	0- 0				
0- 0	0- 0	0- 0	NEUTRAL	0- 0	0- 0	0- 0				
10- 5	2- 2	0- 2	CONFERENCE	4- 0	2- 1	2- 0				
6- 2	2- 1	0- 0	HOME	3- 0	1- 1	0- 0				
4- 3	0- 1	0- 2	AWAY	1- 0	1- 0	2- 0				
0- 0	0- 0	0- 0	NEUTRAL	0- 0	0- 0	0- 0				

RPI	S	Opponent	Score	RPI	S	Opponent	Score	RPI	S	Opponent	Score	RPI	S	Opponent	Score
2	A	South Carolina	72 99	33	A	LSU	59 65	52	A	Alabama	81 71	106	H	Auburn	68 61
2	H	South Carolina	58 67	39	A	Arkansas	85 103	52	H	Alabama	66 62	127	A	Florida	65 45
6	H	Louisville	66 67	49	H	Charlotte	86 39	53	A	Virginia	50 47	127	H	Florida	62 70
12	H	Mississippi St.	73 62					57	A	Middle Tenn.	67 52	135	A	California	63 61
18	H	Texas A&M	76 54					59	H	Tennessee	80 76	140	H	Mt. St. Mary's	67 44
								69	H	Georgia	88 77	160	H	Samford	79 49
												161	A	Missouri	62 47
												178	H	Austin Peay	81 52
												213	H	Stetson	67 48
												253	H	Winthrop	91 36
												276	H	Morehead St.	79 54
												287	A	Ole Miss	94 52
												346	H	Grambling	81 35
LAST 10 Division I															
69	H	Georgia	88 77	52	H	Alabama	66 62								
2	H	South Carolina	58 67	127	H	Florida	62 70								
287	A	Ole Miss	94 52	161	A	Missouri	62 47								
12	H	Mississippi St.	73 62	106	H	Auburn	68 61								
39	A	Arkansas	85 103	33	A	LSU	59 65								

Non-Div I Games:

Kentucky

■ Loss, 
 ■ Non-Conf, S Site, 
 ■ Home 
 ■ Away 
 N Neutral

Average RPI Win:	289	WON-LOST	WINNING	LAST 10	STRENGTH OF	OPP. STRENGTH	TEAM	ADJ.	CONF.	ADJ CONF.
Average RPI Loss:	236	RECORD	PCT. RANK	GAMES	SCHEDULE	OF SCHEDULE	RPI	RPI	RPI	RPI
DIV. I ONLY	7- 19	302	4-6	302	349	330	330	30	30	
DIV. I NON-CONF.	1- 10	329	0	277	349	343	343	30	30	
TOTALS	RPI 1-25	RPI 26-50	W-L RECORDS	RPI 51-100	RPI 101-150	RPI 150+				
7- 19	0- 0	0- 0	OVERALL	0- 1	0- 3	7- 15				
5- 10	0- 0	0- 0	HOME	0- 1	0- 2	5- 7				
2- 9	0- 0	0- 0	AWAY	0- 0	0- 1	2- 8				
0- 0	0- 0	0- 0	NEUTRAL	0- 0	0- 0	0- 0				
1- 10	0- 0	0- 0	NON-CONFERENCE	0- 1	0- 0	1- 9				
1- 6	0- 0	0- 0	HOME	0- 1	0- 0	1- 5				
0- 4	0- 0	0- 0	AWAY	0- 0	0- 0	0- 4				
0- 0	0- 0	0- 0	NEUTRAL	0- 0	0- 0	0- 0				
6- 9	0- 0	0- 0	CONFERENCE	0- 0	0- 3	6- 6				
4- 4	0- 0	0- 0	HOME	0- 0	0- 2	4- 2				
2- 5	0- 0	0- 0	AWAY	0- 0	0- 1	2- 4				
0- 0	0- 0	0- 0	NEUTRAL	0- 0	0- 0	0- 0				

RPI 1-25				RPI 26-50				RPI 51-100				RPI 101+				Team's RPI: 330	
RPI	S	Opponent	Score	RPI	S	Opponent	Score	RPI	S	Opponent	Score	RPI	S	Opponent	Score		
								79	H	Stony Brook	49	80	132	H	Robert Morris	59	70
												140	A	Mt. St. Mary's	57	75	
												140	H	Mt. St. Mary's	57	77	
												168	A	Lafayette	60	65	
												186	A	Merrimack	68	60	
												186	H	Merrimack	63	66	
												200	H	Cleveland St.	49	79	
												212	A	Rhode Island	56	79	
												227	A	UMass Lowell	56	65	
												231	H	Fairfield	51	53	
												271	A	Saint Francis (PA)	71	64	
												271	H	Saint Francis (PA)	71	53	
												281	A	Wagner	61	63	
												295	A	Army West Point	60	67	
												297	H	Vermont	62	73	
												307	H	N.C. Central	59	61	
												312	H	Sacred Heart	66	63	
												314	A	St. Francis Brooklyn	63	88	
												314	H	St. Francis Brooklyn	54	71	
												317	A	Fairleigh Dickinson	50	64	
												317	H	Fairleigh Dickinson	68	63	
												319	H	Hofstra	85	46	
												323	H	Saint Peter's	74	89	
												324	A	Bryant	53	57	
												349	H	Central Conn. St.	63	61	
LAST 10 Division I																	
				271	A	Saint Francis (PA)	71	64	186	H	Merrimack	63	66				
				317	A	Fairleigh Dickinson	50	64	186	A	Merrimack	68	60				
				312	H	Sacred Heart	66	63	271	H	Saint Francis (PA)	71	53				
				314	H	St. Francis Brooklyn	54	71	132	H	Robert Morris	59	70				
				140	H	Mt. St. Mary's	57	77	281	A	Wagner	61	63				

Non-Div I Games:

LIU Brooklyn

■ Loss, 
 ■ Non-Conf, 
 ■ S Site, 
 ■ H Home 
 ■ A Away 
 N Neutral



Average RPI Win:	220	WON-LOST	WINNING	LAST 10	STRENGTH OF	OPP. STRENGTH	TEAM	ADJ.	CONF.	ADJ CONF.
Average RPI Loss:	150	RECORD	PCT. RANK	GAMES	SCHEDULE	OF SCHEDULE	RPI	RPI	RPI	RPI
DIV. I ONLY	6- 23	318	0-10	159	136	290	290	11	11	
DIV. I NON-CONF.	3- 9	279	0	222	251	290	290	11	11	
TOTALS	RPI 1-25	RPI 26-50	W-L RECORDS	RPI 51-100	RPI 101-150	RPI 150+				
6- 23	0- 3	0- 0	OVERALL	0- 3	0- 6	6- 11				
3- 11	0- 1	0- 0	HOME	0- 2	0- 3	3- 5				
3- 10	0- 2	0- 0	AWAY	0- 0	0- 3	3- 5				
0- 2	0- 0	0- 0	NEUTRAL	0- 1	0- 0	0- 1				
3- 9	0- 1	0- 0	NON-CONFERENCE	0- 2	0- 0	3- 6				
1- 4	0- 0	0- 0	HOME	0- 1	0- 0	1- 3				
2- 3	0- 1	0- 0	AWAY	0- 0	0- 0	2- 2				
0- 2	0- 0	0- 0	NEUTRAL	0- 1	0- 0	0- 1				
3- 14	0- 2	0- 0	CONFERENCE	0- 1	0- 6	3- 5				
2- 7	0- 1	0- 0	HOME	0- 1	0- 3	2- 2				
1- 7	0- 1	0- 0	AWAY	0- 0	0- 3	1- 3				
0- 0	0- 0	0- 0	NEUTRAL	0- 0	0- 0	0- 0				

RPI	S	Opponent	Score	RPI	S	Opponent	Score	RPI	S	Opponent	Score	RPI	S	Opponent	Score	Team's RPI: 290
11	A	UCLA	52 74					67	H	Yale	65 81	115	A	San Diego	50 54	
13	A	Gonzaga	52 78					68	N	Ball St.	72 77	115	H	San Diego	59 67	
13	H	Gonzaga	47 75					74	H	BYU	44 59	133	A	Pacific	67 76	
												133	H	Pacific	70 87	
												136	A	Portland	49 74	
												136	H	Portland	78 89	
												171	N	Providence	45 48	
												185	A	Saint Mary's (CA)	70 86	
												185	H	Saint Mary's (CA)	61 70	
												190	A	Santa Clara	60 76	
												190	H	Santa Clara	75 59	
												194	A	Pepperdine	84 77	
												194	H	Pepperdine	66 77	
												208	H	Hawaii	65 51	
												217	A	San Francisco	68 70	
												217	H	San Francisco	76 69	
												219	A	New Mexico	73 72	
												220	H	Cal St. Fullerton	74 79	
												240	H	Georgetown	53 64	
												267	A	Tulsa	56 75	
												278	H	CSUN	54 56	
												280	A	UC Irvine	65 80	
												291	A	Long Beach St.	70 57	
LAST 10 Division I																
115	A	San Diego	50 54	190	A	Santa Clara	60 76									
136	H	Portland	78 89	133	H	Pacific	70 87									
13	H	Gonzaga	47 75	185	H	Saint Mary's (CA)	61 70									
194	H	Pepperdine	66 77	13	A	Gonzaga	52 78									
217	A	San Francisco	68 70	136	A	Portland	49 74									

Non-Div I Games: Cal St. San B'dino 94 46

LMU (CA)

■ Loss, 
 ■ Non-Conf, S Site, 
 ■ Home 
 ■ Away 
 N Neutral

Average RPI Win:	135	WON-LOST	WINNING	LAST 10	STRENGTH OF	OPP. STRENGTH	TEAM	ADJ.	CONF.	ADJ CONF.
Average RPI Loss:	63	RECORD	PCT. RANK	GAMES	SCHEDULE	OF SCHEDULE	RPI	RPI	RPI	RPI
DIV. I ONLY	19- 8	57	6-4	49	34	33	33	4	4	
DIV. I NON-CONF.	10- 2	29	0	113	105	44	44	5	5	
TOTALS	RPI 1-25	RPI 26-50	W-L RECORDS	RPI 51-100	RPI 101-150	RPI 150+				
19- 8	3- 2	2- 1	OVERALL	3- 3	2- 1	9- 1				
12- 2	2- 0	1- 1	HOME	2- 1	1- 0	6- 0				
5- 6	1- 2	1- 0	AWAY	0- 2	1- 1	2- 1				
2- 0	0- 0	0- 0	NEUTRAL	1- 0	0- 0	1- 0				
10- 2	0- 0	2- 1	NON-CONFERENCE	1- 1	0- 0	7- 0				
5- 1	0- 0	1- 1	HOME	0- 0	0- 0	4- 0				
3- 1	0- 0	1- 0	AWAY	0- 1	0- 0	2- 0				
2- 0	0- 0	0- 0	NEUTRAL	1- 0	0- 0	1- 0				
9- 6	3- 2	0- 0	CONFERENCE	2- 2	2- 1	2- 1				
7- 1	2- 0	0- 0	HOME	2- 1	1- 0	2- 0				
2- 5	1- 2	0- 0	AWAY	0- 1	1- 1	0- 1				
0- 0	0- 0	0- 0	NEUTRAL	0- 0	0- 0	0- 0				

RPI	S	Opponent	Score	RPI	S	Opponent	Score	RPI	S	Opponent	Score	RPI	S	Opponent	Score
2	A	South Carolina	48 63	28	H	Florida St.	62 70	52	H	Alabama	71 60	106	A	Auburn	60 65
12	A	Mississippi St.	60 64	30	A	FGCU	74 63	59	A	Tennessee	58 63	118	H	Vanderbilt	61 55
18	A	Texas A&M	57 54	45	H	Rutgers	64 58	59	H	Tennessee	75 65	127	A	Florida	77 68
18	H	Texas A&M	59 58					66	A	Oklahoma	68 90	158	H	New Orleans	83 49
21	H	Kentucky	65 59					69	H	Georgia	56 73	159	A	Tulane	59 54
								85	N	Michigan St.	58 56	161	A	Missouri	65 69
												161	H	Missouri	66 58
												193	N	Memphis	89 58
												195	A	Little Rock	65 50
												237	H	Southeastern La.	62 52
												268	H	Nicholls St.	63 32
												287	H	Ole Miss	52 44
												341	H	Florida A&M	73 45
LAST 10 Division I															
118	H	Vanderbilt	61 55	161	H	Missouri	66 58								
69	H	Georgia	56 73	18	H	Texas A&M	59 58								
2	A	South Carolina	48 63	127	A	Florida	77 68								
106	A	Auburn	60 65	59	A	Tennessee	58 63								
59	H	Tennessee	75 65	21	H	Kentucky	65 59								

Non-Div I Games:

LSU

■ Loss, 
 ■ Non-Conf, 
 ■ S Site, 
 ■ H Home 
 ■ A Away 
 N Neutral

Average RPI Win:	225	WON-LOST	WINNING	LAST 10	STRENGTH OF	OPP. STRENGTH	TEAM	ADJ.	CONF.	ADJ CONF.
Average RPI Loss:	110	RECORD	PCT. RANK	GAMES	SCHEDULE	OF SCHEDULE	RPI	RPI	RPI	RPI
DIV. I ONLY	12- 16	215	5-5	132	139	191	191	12	12	
DIV. I NON-CONF.	6- 7	182	0	111	229	160	160	12	12	
TOTALS	RPI 1-25	RPI 26-50	W-L RECORDS	RPI 51-100	RPI 101-150	RPI 150+				
12- 16	0- 0	0- 2	OVERALL	1- 6	1- 7	10- 1				
5- 9	0- 0	0- 1	HOME	1- 4	0- 4	4- 0				
6- 7	0- 0	0- 1	AWAY	0- 2	1- 3	5- 1				
1- 0	0- 0	0- 0	NEUTRAL	0- 0	0- 0	1- 0				
6- 7	0- 0	0- 2	NON-CONFERENCE	1- 3	0- 1	5- 1				
2- 4	0- 0	0- 1	HOME	1- 2	0- 1	1- 0				
3- 3	0- 0	0- 1	AWAY	0- 1	0- 0	3- 1				
1- 0	0- 0	0- 0	NEUTRAL	0- 0	0- 0	1- 0				
6- 9	0- 0	0- 0	CONFERENCE	0- 3	1- 6	5- 0				
3- 5	0- 0	0- 0	HOME	0- 2	0- 3	3- 0				
3- 4	0- 0	0- 0	AWAY	0- 1	1- 3	2- 0				
0- 0	0- 0	0- 0	NEUTRAL	0- 0	0- 0	0- 0				

RPI S	Opponent	Score	RPI S	Opponent	Score	RPI S	Opponent	Score	RPI S	Opponent	Score	Team's RPI: 191
42	A Drexel	31 69	48	H Penn	49 65	54	H Dayton	58 98	105	H VCU	61 67	
						76	H Villanova	69 77	121	H Davidson	61 70	
						83	A Rider	43 70	123	A Richmond	61 63	
						88	A Fordham	45 62	123	H Richmond	61 67	
						89	H Saint Louis	61 77	124	A Duquesne	56 82	
						94	H Temple	69 72	132	H Robert Morris	68 71	
						97	H Harvard	75 69	137	A George Washington	61 54	
									139	A Massachusetts	62 76	
									180	A Norfolk St.	55 52	
									209	A Penn St.	69 67	
									212	A Rhode Island	54 42	
									234	H George Mason	77 65	
									235	A Saint Joseph's	59 53	
									235	H Saint Joseph's	67 59	
									249	A Howard	78 62	
									286	N UMBC	74 58	
									294	H St. Bonaventure	67 61	
									315	A Navy	46 61	
									331	H Coppin St.	79 46	
LAST 10 Division I												
121	H Davidson	61 70	123	H Richmond	61 67							
212	A Rhode Island	54 42	88	A Fordham	45 62							
105	H VCU	61 67	234	H George Mason	77 65							
235	A Saint Joseph's	59 53	235	H Saint Joseph's	67 59							
137	A George Washington	61 54	123	A Richmond	61 63							

Non-Div I Games:

La Salle

■ Loss, 
■ Non-Conf, 
■ S Site, 
■ H Home 
■ A Away 
N Neutral

Average RPI Win:	313	WON-LOST	WINNING	LAST 10	STRENGTH OF	OPP. STRENGTH	TEAM	ADJ.	CONF.	ADJ CONF.
Average RPI Loss:	222	RECORD	PCT. RANK	GAMES	SCHEDULE	OF SCHEDULE	RPI	RPI	RPI	RPI
DIV. I ONLY	3- 23	333	0-10	340	308	347	347	21	21	
DIV. I NON-CONF.	2- 9	304	0	348	340	351	351	20	20	
TOTALS	RPI 1-25	RPI 26-50	W-L RECORDS	RPI 51-100	RPI 101-150	RPI 150+				
3- 23	0- 0	0- 2	OVERALL	0- 1	0- 2	3- 18				
2- 10	0- 0	0- 1	HOME	0- 0	0- 0	2- 9				
1- 13	0- 0	0- 1	AWAY	0- 1	0- 2	1- 9				
0- 0	0- 0	0- 0	NEUTRAL	0- 0	0- 0	0- 0				
2- 9	0- 0	0- 0	NON-CONFERENCE	0- 0	0- 1	2- 8				
2- 3	0- 0	0- 0	HOME	0- 0	0- 0	2- 3				
0- 6	0- 0	0- 0	AWAY	0- 0	0- 1	0- 5				
0- 0	0- 0	0- 0	NEUTRAL	0- 0	0- 0	0- 0				
1- 14	0- 0	0- 2	CONFERENCE	0- 1	0- 1	1- 10				
0- 7	0- 0	0- 1	HOME	0- 0	0- 0	0- 6				
1- 7	0- 0	0- 1	AWAY	0- 1	0- 1	1- 4				
0- 0	0- 0	0- 0	NEUTRAL	0- 0	0- 0	0- 0				

RPI S	Opponent	Score	RPI S	Opponent	Score	RPI S	Opponent	Score	RPI S	Opponent	Score	Team's RPI: 347
47	A Troy	65 77	47	H Troy	65 72	93	A Coastal Caro.	69 88	107	A UT Arlington	34 72	
									138	A Texas Tech	38 83	
									195	H Little Rock	50 70	
									197	A Louisiana	55 68	
									197	H Louisiana	49 62	
									202	H Southern Miss.	42 57	
									205	A Tennessee Tech	68 75	
									237	H Southeastern La.	52 65	
									243	A South Alabama	63 72	
									243	H South Alabama	39 73	
									255	A Texas St.	58 55	
									257	H Arkansas St.	53 54	
									260	A North Texas	51 63	
									268	A Nicholls St.	59 74	
									287	A Ole Miss	42 66	
									300	A Ga. Southern	47 64	
									300	H Ga. Southern	66 72	
									309	A Georgia St.	52 68	
									309	H Georgia St.	43 52	
									318	H Houston Baptist	65 72	
									334	H Northwestern St.	63 54	
									343	A McNeese	69 72	
									351	H Mississippi Val.	74 66	
LAST 10 Division I												
93	A Coastal Caro.	69 88	47	A Troy	65 77							
197	H Louisiana	49 62	257	H Arkansas St.	53 54							
309	H Georgia St.	43 52	197	A Louisiana	55 68							
300	H Ga. Southern	66 72	195	H Little Rock	50 70							
243	H South Alabama	39 73	107	A UT Arlington	34 72							

Non-Div I Games:

La.-Monroe

■ Loss, 
 ■ Non-Conf, S Site, 
 ■ Home 
 ■ Away 
 N Neutral

RPI 1-25				RPI 26-50				RPI 51-100				RPI 101+				Team's RPI: 168
RPI	S	Opponent	Score	RPI	S	Opponent	Score	RPI	S	Opponent	Score	RPI	S	Opponent	Score	
				50	A	Bucknell	36 50	62	A	St. John's (NY)	44 76	124	H	Duquesne	65 73	
								78	A	Seton Hall	50 74	130	A	Boston U.	40 47	
								95	A	Colgate	52 73	130	H	Boston U.	59 57	
								95	H	Colgate	55 39	131	A	Holy Cross	56 57	
												131	H	Holy Cross	49 57	
												134	A	Lehigh	66 73	
												134	H	Lehigh	61 53	
												167	A	Binghamton	64 74	
												189	A	American	67 52	
												189	H	American	55 48	
												206	H	Manhattan	60 53	
												261	A	Loyola Maryland	76 65	
												261	H	Loyola Maryland	55 52	
												286	H	UMBC	58 65	
												295	A	Army West Point	57 52	
												295	H	Army West Point	67 58	
												296	A	Monmouth	44 52	
												315	H	Navy	79 52	
												317	H	Fairleigh Dickinson	61 29	
												321	A	Albany (NY)	54 47	
												330	H	LIU Brooklyn	65 60	
EAST 10 Division I																
				189	H	American	55 48	134	A	Lehigh	66 73					
				261	A	Loyola Maryland	76 65	189	A	American	67 52					
				130	A	Boston U.	40 47	95	H	Colgate	55 39					
				131	H	Holy Cross	49 57	134	H	Lehigh	61 53					
				295	H	Army West Point	67 58	295	A	Army West Point	57 52					

Non-Div I Games:

Average RPI Win:	265	WON-LOST	WINNING	LAST 10	STRENGTH OF	OPP. STRENGTH	TEAM	ADJ.	CONF.	ADJ CONF.
Average RPI Loss:	159	RECORD	PCT. RANK	GAMES	SCHEDULE	OF SCHEDULE	RPI	RPI	RPI	RPI
DIV. I ONLY	7- 18	298	1-9	154	274	269	269	23	23	
DIV. I NON-CONF.	2- 5	259	0	24	141	144	144	24	24	
TOTALS	RPI 1-25	RPI 26-50	W-L RECORDS	RPI 51-100	RPI 101-150	RPI 150+				
7- 18	0- 2	0- 1	OVERALL	0- 3	1- 2	6- 10				
3- 8	0- 0	0- 0	HOME	0- 2	0- 1	3- 5				
3- 10	0- 2	0- 1	AWAY	0- 1	0- 1	3- 5				
1- 0	0- 0	0- 0	NEUTRAL	0- 0	1- 0	0- 0				
2- 5	0- 2	0- 1	NON-CONFERENCE	0- 0	1- 0	1- 2				
1- 1	0- 0	0- 0	HOME	0- 0	0- 0	1- 1				
0- 4	0- 2	0- 1	AWAY	0- 0	0- 0	0- 1				
1- 0	0- 0	0- 0	NEUTRAL	0- 0	1- 0	0- 0				
5- 13	0- 0	0- 0	CONFERENCE	0- 3	0- 2	5- 8				
2- 7	0- 0	0- 0	HOME	0- 2	0- 1	2- 4				
3- 6	0- 0	0- 0	AWAY	0- 1	0- 1	3- 4				
0- 0	0- 0	0- 0	NEUTRAL	0- 0	0- 0	0- 0				

RPI 1-25				RPI 26-50				RPI 51-100				RPI 101+ Team's RPI: 269			
RPI	S	Opponent	Score	RPI	S	Opponent	Score	RPI	S	Opponent	Score	RPI	S	Opponent	Score
4	A	Baylor	28 90	46	A	Oklahoma St.	53 74	87	A	A&M-Corpus Christi	39 49	103	A	Abilene Christian	72 78
23	A	NC State	40 81					87	H	A&M-Corpus Christi	56 64	103	H	Abilene Christian	49 75
								99	H	SFA	53 54	120	N	Idaho	47 44
												151	A	Sam Houston St.	47 68
												151	H	Sam Houston St.	68 75
												158	H	New Orleans	57 62
												197	H	Louisiana	63 74
												236	H	Denver	71 59
												237	A	Southeastern La.	65 57
												242	A	Central Ark.	29 53
												258	A	Incarnate Word	67 68
												258	H	Incarnate Word	48 67
												268	A	Nicholls St.	84 78
												268	H	Nicholls St.	60 62
												311	A	Cal Poly	56 57
												318	A	Houston Baptist	59 72
												318	H	Houston Baptist	60 53
												334	H	Northwestern St.	61 58
												343	A	McNeese	87 69
LAST 10 Division I															
258	A	Incarnate Word	67 68	103	H	Abilene Christian	49 75								
87	H	A&M-Corpus Christi	56 64	242	A	Central Ark.	29 53								
151	H	Sam Houston St.	68 75	343	A	McNeese	87 69								
318	A	Houston Baptist	59 72	99	H	SFA	53 54								
268	H	Nicholls St.	60 62	258	H	Incarnate Word	48 67								

Non-Div I Games: Howard Payne 96 36 LeTourneau 90 38

Lamar University

Loss, Non-Conf, S Site, H Home A Away N Neutral

Average RPI Win: 230	WON-LOST	WINNING	LAST 10	STRENGTH OF	OPP. STRENGTH	TEAM	ADJ.	CONF.	ADJ CONF.
Average RPI Loss: 108	RECORD	PCT. RANK	GAMES	SCHEDULE	OF SCHEDULE	RPI	RPI	RPI	RPI
DIV. I ONLY	15- 11	133	3-7	174	186	134	134	15	15
DIV. I NON-CONF.	7- 3	80	0	156	242	79	79	15	15
TOTALS	RPI 1-25	RPI 26-50	W-L RECORDS	RPI 51-100	RPI 101-150	RPI 150+			
15- 11	0- 0	0- 2	OVERALL	1- 4	3- 3	11- 2			
7- 4	0- 0	0- 1	HOME	1- 1	2- 1	4- 1			
8- 5	0- 0	0- 1	AWAY	0- 1	1- 2	7- 1			
0- 2	0- 0	0- 0	NEUTRAL	0- 2	0- 0	0- 0			
7- 3	0- 0	0- 0	NON-CONFERENCE	1- 3	2- 0	4- 0			
3- 0	0- 0	0- 0	HOME	1- 0	1- 0	1- 0			
4- 1	0- 0	0- 0	AWAY	0- 1	1- 0	3- 0			
0- 2	0- 0	0- 0	NEUTRAL	0- 2	0- 0	0- 0			
8- 8	0- 0	0- 2	CONFERENCE	0- 1	1- 3	7- 2			
4- 4	0- 0	0- 1	HOME	0- 1	1- 1	3- 1			
4- 4	0- 0	0- 1	AWAY	0- 0	0- 2	4- 1			
0- 0	0- 0	0- 0	NEUTRAL	0- 0	0- 0	0- 0			

RPI 1-25				RPI 26-50				RPI 51-100				RPI 101+				Team's RPI: 134	
RPI	S	Opponent	Score	RPI	S	Opponent	Score	RPI	S	Opponent	Score	RPI	S	Opponent	Score		
				50	A	Bucknell	56 67	68	N	Ball St.	52 54	130	A	Boston U.	47 48		
				50	H	Bucknell	50 71	78	H	Seton Hall	75 68	130	H	Boston U.	51 34		
								84	A	Minnesota	49 77	131	A	Holy Cross	62 65		
								88	N	Fordham	57 59	131	H	Holy Cross	57 74		
								95	H	Colgate	73 82	137	H	George Washington	59 53		
												140	A	Mt. St. Mary's	66 65		
												168	A	Lafayette	53 61		
												168	H	Lafayette	73 66		
												186	A	Merrimack	72 68		
												189	A	American	64 63		
												189	H	American	56 64		
												261	A	Loyola Maryland	55 53		
												263	A	Delaware St.	68 38		
												295	A	Army West Point	94 65		
												295	H	Army West Point	89 72		
												315	A	Navy	60 53		
												315	H	Navy	70 40		
												323	A	Saint Peter's	80 71		
												349	H	Central Conn. St.	70 51		
LAST 10 Division I																	
				130	A	Boston U.	47 48	168	H	Lafayette	73 66						
				50	A	Bucknell	56 67	295	A	Army West Point	94 65						
				95	H	Colgate	73 82	189	H	American	56 64						
				295	H	Army West Point	89 72	168	A	Lafayette	53 61						
				131	A	Holy Cross	62 65	131	H	Holy Cross	57 74						

Non-Div I Games: Bloomsburg 91 43

Lehigh

■ Loss, 
 ■ Non-Conf, 
 ■ S Site, 
 ■ H Home 
 ■ A Away 
 N Neutral

# Liberty

Through Games Of Feb. 27, 2020

Average RPI Win: <b>207</b>	WON-LOST	WINNING	LAST 10	STRENGTH OF	OPP. STRENGTH	TEAM	ADJ.	CONF.	ADJ CONF.
Average RPI Loss: <b>112</b>	RECORD	PCT. RANK	GAMES	SCHEDULE	OF SCHEDULE	RPI	RPI	RPI	RPI
DIV. I ONLY	16- 11	119	7-3	89	181	104	104	16	16
DIV. I NON-CONF.	7- 6	161	0	69	184	98	98	14	14
TOTALS	RPI 1-25	RPI 26-50	W-L RECORDS	RPI 51-100	RPI 101-150	RPI 150+			
16- 11	0- 1	1- 4	OVERALL	0- 0	2- 2	13- 4			
7- 5	0- 0	0- 1	HOME	0- 0	1- 1	6- 3			
7- 5	0- 0	0- 3	AWAY	0- 0	1- 1	6- 1			
2- 1	0- 1	1- 0	NEUTRAL	0- 0	0- 0	1- 0			
7- 6	0- 1	1- 2	NON-CONFERENCE	0- 0	1- 1	5- 2			
1- 3	0- 0	0- 0	HOME	0- 0	0- 1	1- 2			
4- 2	0- 0	0- 2	AWAY	0- 0	1- 0	3- 0			
2- 1	0- 1	1- 0	NEUTRAL	0- 0	0- 0	1- 0			
9- 5	0- 0	0- 2	CONFERENCE	0- 0	1- 1	8- 2			
6- 2	0- 0	0- 1	HOME	0- 0	1- 0	5- 1			
3- 3	0- 0	0- 1	AWAY	0- 0	0- 1	3- 1			
0- 0	0- 0	0- 0	NEUTRAL	0- 0	0- 0	0- 0			

RPI 1-25				RPI 26-50				RPI 51-100				RPI 101+ Team's RPI: 104			
RPI	S	Opponent	Score	RPI	S	Opponent	Score	RPI	S	Opponent	Score	RPI	S	Opponent	Score
16	N	Oregon St.	55 68	30	A	FGCU	57 64					141	H	UNC Greensboro	53 58
				30	H	FGCU	65 74					143	A	Hampton	83 59
				35	A	Virginia Tech	69 73					144	A	North Florida	50 65
				36	N	Bradley	75 63					144	H	North Florida	76 54
				41	A	James Madison	53 76					155	A	North Ala.	75 86
												155	H	North Ala.	71 76
												170	A	Jacksonville	65 59
												170	H	Jacksonville	85 76
												180	A	Norfolk St.	67 48
												196	H	Chattanooga	54 71
												199	N	Miami (OH)	65 53
												210	A	UMKC	68 44
												213	A	Stetson	57 48
												213	H	Stetson	73 53
												215	H	Kennesaw St.	76 66
												247	H	East Carolina	81 66
												254	H	Lipscomb	64 60
												271	A	Saint Francis (PA)	71 52
												289	H	ETSU	62 63
												326	A	NJIT	67 53
												326	H	NJIT	66 48
LAST 10 Division I															
				144	H	North Florida	76 54					215	H	Kennesaw St.	76 66
				213	H	Stetson	73 53					30	H	FGCU	65 74
				326	H	NJIT	66 48					144	A	North Florida	50 65
				170	A	Jacksonville	65 59					213	A	Stetson	57 48
				155	A	North Ala.	75 86					254	H	Lipscomb	64 60

Non-Div I Games:

Liberty

Loss, Non-Conf, S Site, H Home A Away N Neutral



Average RPI Win:	255	WON-LOST	WINNING	LAST 10	STRENGTH OF	OPP. STRENGTH	TEAM	ADJ.	CONF.	ADJ CONF.
Average RPI Loss:	136	RECORD	PCT. RANK	GAMES	SCHEDULE	OF SCHEDULE	RPI	RPI	RPI	RPI
DIV. I ONLY	6- 21	314	3-7	82	233	254	254	16	16	
DIV. I NON-CONF.	2- 10	313	0	38	295	233	233	14	14	
TOTALS	RPI 1-25	RPI 26-50	W-L RECORDS	RPI 51-100	RPI 101-150	RPI 150+				
6- 21	0- 0	0- 2	OVERALL	0- 6	1- 2	5- 11				
2- 9	0- 0	0- 1	HOME	0- 1	0- 1	2- 6				
4- 10	0- 0	0- 1	AWAY	0- 3	1- 1	3- 5				
0- 2	0- 0	0- 0	NEUTRAL	0- 2	0- 0	0- 0				
2- 10	0- 0	0- 0	NON-CONFERENCE	0- 6	0- 0	2- 4				
1- 3	0- 0	0- 0	HOME	0- 1	0- 0	1- 2				
1- 5	0- 0	0- 0	AWAY	0- 3	0- 0	1- 2				
0- 2	0- 0	0- 0	NEUTRAL	0- 2	0- 0	0- 0				
4- 11	0- 0	0- 2	CONFERENCE	0- 0	1- 2	3- 7				
1- 6	0- 0	0- 1	HOME	0- 0	0- 1	1- 4				
3- 5	0- 0	0- 1	AWAY	0- 0	1- 1	2- 3				
0- 0	0- 0	0- 0	NEUTRAL	0- 0	0- 0	0- 0				

RPI 1-25				RPI 26-50				RPI 51-100				RPI 101+				Team's RPI: 254	
RPI	S	Opponent	Score	RPI	S	Opponent	Score	RPI	S	Opponent	Score	RPI	S	Opponent	Score		
				30	A	FGCU	56 82	51	H	Belmont	68 69	104	A	Liberty	60 64		
				30	H	FGCU	45 78	54	A	Dayton	60 82	144	A	North Florida	73 66		
								55	A	UT Martin	67 83	144	H	North Florida	60 68		
								57	A	Middle Tenn.	49 70	155	A	North Ala.	58 91		
								58	N	Marist	63 74	155	H	North Ala.	72 84		
								83	N	Rider	76 81	170	A	Jacksonville	53 76		
												170	H	Jacksonville	64 73		
												184	H	Northern Ky.	71 69		
												205	A	Tennessee Tech	58 78		
												207	H	Eastern Ill.	56 66		
												213	A	Stetson	65 59		
												213	H	Stetson	34 48		
												215	A	Kennesaw St.	60 88		
												215	H	Kennesaw St.	66 74		
												226	H	Murray St.	57 67		
												252	A	Jacksonville St.	63 65		
												326	A	NJIT	65 57		
												326	H	NJIT	68 66		
												336	A	Tennessee St.	74 64		
LAST 10 Division I																	
				170	A	Jacksonville	53 76	215	A	Kennesaw St.	60 88						
				144	A	North Florida	73 66	213	H	Stetson	34 48						
				326	H	NJIT	68 66	170	H	Jacksonville	64 73						
				30	H	FGCU	45 78	144	H	North Florida	60 68						
				155	A	North Ala.	58 91	326	A	NJIT	65 57						

Non-Div I Games: Queens (NC) 86 45

Lipscomb

Loss, Non-Conf, S Site, H Home A Away N Neutral

Little Rock

Through Games Of Feb. 27, 2020

Average RPI Win:	269	WON-LOST	WINNING	LAST 10	STRENGTH OF	OPP. STRENGTH	TEAM	ADJ.	CONF.	ADJ CONF.
Average RPI Loss:	118	RECORD	PCT. RANK	GAMES	SCHEDULE	OF SCHEDULE	RPI	RPI	RPI	RPI
DIV. I ONLY	11- 15	217	6-4	150	176	195	195	21	21	
DIV. I NON-CONF.	2- 9	304	0	48	43	242	242	20	20	
TOTALS	RPI 1-25	RPI 26-50	W-L RECORDS	RPI 51-100	RPI 101-150	RPI 150+				
11- 15	0- 2	0- 4	OVERALL	0- 2	0- 2	11- 5				
6- 6	0- 0	0- 1	HOME	0- 1	0- 1	6- 3				
5- 9	0- 2	0- 3	AWAY	0- 1	0- 1	5- 2				
0- 0	0- 0	0- 0	NEUTRAL	0- 0	0- 0	0- 0				
2- 9	0- 2	0- 3	NON-CONFERENCE	0- 1	0- 0	2- 3				
2- 3	0- 0	0- 1	HOME	0- 0	0- 0	2- 2				
0- 6	0- 2	0- 2	AWAY	0- 1	0- 0	0- 1				
0- 0	0- 0	0- 0	NEUTRAL	0- 0	0- 0	0- 0				
9- 6	0- 0	0- 1	CONFERENCE	0- 1	0- 2	9- 2				
4- 3	0- 0	0- 0	HOME	0- 1	0- 1	4- 1				
5- 3	0- 0	0- 1	AWAY	0- 0	0- 1	5- 1				
0- 0	0- 0	0- 0	NEUTRAL	0- 0	0- 0	0- 0				

RPI 1-25				RPI 26-50				RPI 51-100				RPI 101+ Team's RPI: 195			
RPI	S	Opponent	Score	RPI	S	Opponent	Score	RPI	S	Opponent	Score	RPI	S	Opponent	Score
12	A	Mississippi St.	50 89	31	A	Western Ky.	58 77	65	A	Rice	40 66	107	A	UT Arlington	58 65
18	A	Texas A&M	35 78	33	H	LSU	50 65	93	H	Coastal Caro.	48 68	107	H	UT Arlington	46 62
				39	A	Arkansas	53 86					192	A	Fla. Atlantic	72 79
				47	A	Troy	59 77					193	H	Memphis	50 68
												197	A	Louisiana	59 44
												239	H	Appalachian St.	68 63
												242	H	Central Ark.	63 48
												243	A	South Alabama	69 58
												255	A	Texas St.	78 66
												255	H	Texas St.	47 50
												257	H	Arkansas St.	67 58
												265	H	Louisiana Tech	38 43
												267	H	Tulsa	63 51
												300	A	Ga. Southern	65 49
												300	H	Ga. Southern	58 46
												309	A	Georgia St.	43 58
												309	H	Georgia St.	66 46
												347	A	La.-Monroe	70 50
LAST 10 Division I															
243	A	South Alabama	69 58	300	A	Ga. Southern	65 49								
47	A	Troy	59 77	197	A	Louisiana	59 44								
107	H	UT Arlington	46 62	239	H	Appalachian St.	68 63								
255	H	Texas St.	47 50	347	A	La.-Monroe	70 50								
309	A	Georgia St.	43 58	257	H	Arkansas St.	67 58								

Non-Div I Games:

Little Rock

Loss, Non-Conf, S Site, H Home A Away N Neutral

Average RPI Win:	263	WON-LOST	WINNING	LAST 10	STRENGTH OF	OPP. STRENGTH	TEAM	ADJ.	CONF.	ADJ CONF.
Average RPI Loss:	211	RECORD	PCT. RANK	GAMES	SCHEDULE	OF SCHEDULE	RPI	RPI	RPI	RPI
DIV. I ONLY	10- 15	235	5-5	338	194	291	291	28	28	
DIV. I NON-CONF.	4- 8	235	0	302	51	276	276	26	26	
TOTALS	RPI 1-25	RPI 26-50	W-L RECORDS	RPI 51-100	RPI 101-150	RPI 150+				
10- 15	0- 2	0- 0	OVERALL	0- 1	0- 1	10- 11				
6- 4	0- 1	0- 0	HOME	0- 0	0- 0	6- 3				
2- 11	0- 1	0- 0	AWAY	0- 1	0- 1	2- 8				
2- 0	0- 0	0- 0	NEUTRAL	0- 0	0- 0	2- 0				
4- 8	0- 2	0- 0	NON-CONFERENCE	0- 1	0- 1	4- 4				
1- 3	0- 1	0- 0	HOME	0- 0	0- 0	1- 2				
1- 5	0- 1	0- 0	AWAY	0- 1	0- 1	1- 2				
2- 0	0- 0	0- 0	NEUTRAL	0- 0	0- 0	2- 0				
6- 7	0- 0	0- 0	CONFERENCE	0- 0	0- 0	6- 7				
5- 1	0- 0	0- 0	HOME	0- 0	0- 0	5- 1				
1- 6	0- 0	0- 0	AWAY	0- 0	0- 0	1- 6				
0- 0	0- 0	0- 0	NEUTRAL	0- 0	0- 0	0- 0				

RPI 1-25			RPI 26-50			RPI 51-100			RPI 101+ Team's RPI: 291		
RPI	S	Opponent	Score	RPI	S	Opponent	Score	RPI	S	Opponent	Score
1	H	Oregon	45 81					135	A	California	45 68
11	A	UCLA	51 86					163	A	UC Davis	55 57
								190	A	Santa Clara	54 46
								208	A	Hawaii	44 68
								208	H	Hawaii	62 55
								209	N	Penn St.	64 56
								220	A	Cal St. Fullerton	65 69
								266	H	UC Santa Barbara	59 53
								277	H	Air Force	74 68
								278	A	CSUN	54 66
								278	H	CSUN	60 52
								280	A	UC Irvine	56 46
								280	H	UC Irvine	61 70
								285	H	Utah St.	48 56
								290	H	LMU (CA)	57 70
								299	A	California Baptist	70 79
								301	A	Seattle U	54 66
								305	A	UC Riverside	57 58
								305	H	UC Riverside	73 67
								306	N	UTRGV	69 65
								311	A	Cal Poly	41 61
								311	H	Cal Poly	72 69
LAST 10 Division I											
278	A	CSUN	54 66	208	A	Hawaii	44 68				
280	H	UC Irvine	61 70	305	H	UC Riverside	73 67				
305	A	UC Riverside	57 58	280	A	UC Irvine	56 46				
266	H	UC Santa Barbara	59 53	208	H	Hawaii	62 55				
311	A	Cal Poly	41 61	278	H	CSUN	60 52				

Non-Div I Games: Westcliff 94 47 Bethesda (CA) 90 43

Long Beach St.

Loss, Non-Conf, S Site, H Home A Away N Neutral

Average RPI Win:	275	WON-LOST	WINNING	LAST 10	STRENGTH OF	OPP. STRENGTH	TEAM	ADJ.	CONF.	ADJ CONF.
Average RPI Loss:	185	RECORD	PCT. RANK	GAMES	SCHEDULE	OF SCHEDULE	RPI	RPI	RPI	RPI
DIV. I ONLY	10- 16	244	2-8	238	316	275	275	25	25	
DIV. I NON-CONF.	4- 5	195	0	290	240	254	254	28	28	
TOTALS	RPI 1-25	RPI 26-50	W-L RECORDS	RPI 51-100	RPI 101-150	RPI 150+				
10- 16	0- 0	0- 1	OVERALL	0- 0	0- 5	10- 10				
6- 7	0- 0	0- 0	HOME	0- 0	0- 2	6- 5				
4- 9	0- 0	0- 1	AWAY	0- 0	0- 3	4- 5				
0- 0	0- 0	0- 0	NEUTRAL	0- 0	0- 0	0- 0				
4- 5	0- 0	0- 1	NON-CONFERENCE	0- 0	0- 1	4- 3				
3- 1	0- 0	0- 0	HOME	0- 0	0- 0	3- 1				
1- 4	0- 0	0- 1	AWAY	0- 0	0- 1	1- 2				
0- 0	0- 0	0- 0	NEUTRAL	0- 0	0- 0	0- 0				
6- 11	0- 0	0- 0	CONFERENCE	0- 0	0- 4	6- 7				
3- 6	0- 0	0- 0	HOME	0- 0	0- 2	3- 4				
3- 5	0- 0	0- 0	AWAY	0- 0	0- 2	3- 3				
0- 0	0- 0	0- 0	NEUTRAL	0- 0	0- 0	0- 0				

RPI 1-25			RPI 26-50			RPI 51-100			RPI 101+			Team's RPI: 275
RPI	S	Opponent	Score	RPI	S	Opponent	Score	RPI	S	Opponent	Score	
				41	A	James Madison	53 93					
								116	A	Campbell	76 81	
								116	H	Campbell	55 70	
								127	A	Florida	54 71	
								143	A	Hampton	55 73	
								143	H	Hampton	76 90	
								175	H	High Point	69 76	
								180	A	Norfolk St.	46 49	
								183	A	Gardner-Webb	70 73	
								183	H	Gardner-Webb	80 70	
								204	A	Radford	76 88	
								204	H	Radford	61 62	
								225	H	Brown	86 76	
								247	H	East Carolina	61 64	
								250	A	UNC Asheville	54 51	
								250	H	UNC Asheville	73 56	
								253	A	Winthrop	63 74	
								253	H	Winthrop	60 63	
								263	H	Delaware St.	78 62	
								269	A	Wofford	76 79	
								273	H	UNCW	59 58	
								308	A	Presbyterian	71 60	
								308	H	Presbyterian	77 82	
								325	A	UMES	71 62	
								328	A	USC Upstate	70 62	
								344	H	Charleston So.	84 64	
LAST 10 Division I												
				253	H	Winthrop	60 63					
				116	A	Campbell	76 81					
				204	A	Radford	76 88					
				143	H	Hampton	76 90					
				183	A	Gardner-Webb	70 73					
				308	H	Presbyterian	77 82					
				250	A	UNC Asheville	54 51					
				143	A	Hampton	55 73					
				250	H	UNC Asheville	73 56					
				253	A	Winthrop	63 74					

Non-Div I Games:

Longwood

■ Loss, 
 ■ Non-Conf, 
 S Site, 
 ■ Home 
 ■ Away 
 N Neutral

## Louisiana

Through Games Of Feb. 27, 2020

Average RPI Win:	260	WON-LOST	WINNING	LAST 10	STRENGTH OF	OPP. STRENGTH	TEAM	ADJ.	CONF.	ADJ CONF.
Average RPI Loss:	178	RECORD	PCT. RANK	GAMES	SCHEDULE	OF SCHEDULE	RPI	RPI	RPI	RPI
DIV. I ONLY	14- 10	132	6-4	315	247	197	197	21	21	
DIV. I NON-CONF.	5- 4	140	0	259	245	165	165	20	20	
TOTALS	RPI 1-25	RPI 26-50	W-L RECORDS	RPI 51-100	RPI 101-150	RPI 150+				
14- 10	0- 1	1- 1	OVERALL	0- 0	0- 1	13- 7				
6- 4	0- 1	0- 1	HOME	0- 0	0- 0	6- 2				
8- 6	0- 0	1- 0	AWAY	0- 0	0- 1	7- 5				
0- 0	0- 0	0- 0	NEUTRAL	0- 0	0- 0	0- 0				
5- 4	0- 1	0- 0	NON-CONFERENCE	0- 0	0- 0	5- 3				
2- 1	0- 1	0- 0	HOME	0- 0	0- 0	2- 0				
3- 3	0- 0	0- 0	AWAY	0- 0	0- 0	3- 3				
0- 0	0- 0	0- 0	NEUTRAL	0- 0	0- 0	0- 0				
9- 6	0- 0	1- 1	CONFERENCE	0- 0	0- 1	8- 4				
4- 3	0- 0	0- 1	HOME	0- 0	0- 0	4- 2				
5- 3	0- 0	1- 0	AWAY	0- 0	0- 1	4- 2				
0- 0	0- 0	0- 0	NEUTRAL	0- 0	0- 0	0- 0				

RPI 1-25			RPI 26-50			RPI 51-100			RPI 101+			Team's RPI: 197
RPI	S	Opponent	Score	RPI	S	Opponent	Score	RPI	S	Opponent	Score	
12	H	Mississippi St.	48 64	47	A	Troy	79 73	107	A	UT Arlington	52 79	
				47	H	Troy	64 67	151	A	Sam Houston St.	73 77	
								152	A	Jackson St.	54 65	
								158	A	New Orleans	65 60	
								195	H	Little Rock	44 59	
								237	H	Southeastern La.	60 50	
								239	A	Appalachian St.	57 51	
								243	A	South Alabama	63 78	
								243	H	South Alabama	73 68	
								255	A	Texas St.	73 67	
								257	H	Arkansas St.	83 43	
								260	A	North Texas	66 69	
								269	A	Lamar University	74 63	
								287	A	Ole Miss	53 42	
								300	A	Ga. Southern	67 83	
								300	H	Ga. Southern	72 60	
								309	A	Georgia St.	75 65	
								309	H	Georgia St.	53 61	
								343	H	McNeese	75 55	
								347	A	La.-Monroe	62 49	
								347	H	La.-Monroe	68 55	
LAST 10 Division I												
239	A	Appalachian St.	57 51	243	A	South Alabama	63 78					
347	A	La.-Monroe	62 49	195	H	Little Rock	44 59					
300	H	Ga. Southern	72 60	347	H	La.-Monroe	68 55					
309	H	Georgia St.	53 61	257	H	Arkansas St.	83 43					
47	H	Troy	64 67	255	A	Texas St.	73 67					

Non-Div I Games: Loyola (LA) 67 51 Xavier (LA) 62 49

Louisiana

Loss, Non-Conf, S Site, H Home A Away N Neutral

Average RPI Win:	244	WON-LOST	WINNING	LAST 10	STRENGTH OF	OPP. STRENGTH	TEAM	ADJ.	CONF.	ADJ CONF.
Average RPI Loss:	162	RECORD	PCT. RANK	GAMES	SCHEDULE	OF SCHEDULE	RPI	RPI	RPI	RPI
DIV. I ONLY	11- 13	204	4-6	292	158	265	265	13	13	
DIV. I NON-CONF.	6- 3	90	0	344	264	256	256	16	16	
TOTALS	RPI 1-25	RPI 26-50	W-L RECORDS	RPI 51-100	RPI 101-150	RPI 150+				
11- 13	0- 1	0- 2	OVERALL	1- 1	0- 1	10- 8				
9- 5	0- 0	0- 1	HOME	1- 0	0- 1	8- 3				
2- 8	0- 1	0- 1	AWAY	0- 1	0- 0	2- 5				
0- 0	0- 0	0- 0	NEUTRAL	0- 0	0- 0	0- 0				
6- 3	0- 0	0- 0	NON-CONFERENCE	0- 0	0- 0	6- 3				
5- 1	0- 0	0- 0	HOME	0- 0	0- 0	5- 1				
1- 2	0- 0	0- 0	AWAY	0- 0	0- 0	1- 2				
0- 0	0- 0	0- 0	NEUTRAL	0- 0	0- 0	0- 0				
5- 10	0- 1	0- 2	CONFERENCE	1- 1	0- 1	4- 5				
4- 4	0- 0	0- 1	HOME	1- 0	0- 1	3- 2				
1- 6	0- 1	0- 1	AWAY	0- 1	0- 0	1- 3				
0- 0	0- 0	0- 0	NEUTRAL	0- 0	0- 0	0- 0				

RPI 1-25				RPI 26-50				RPI 51-100				RPI 101+ Team's RPI: 265			
RPI	S	Opponent	Score	RPI	S	Opponent	Score	RPI	S	Opponent	Score	RPI	S	Opponent	Score
25	A	Old Dominion	61 77	31	H	Western Ky.	75 84	57	H	Middle Tenn.	78 60	119	H	UAB	51 71
				49	A	Charlotte	37 55	65	A	Rice	47 60	166	H	Wichita St.	80 88
												192	A	Fla. Atlantic	75 77
												193	H	Memphis	83 74
												195	A	Little Rock	43 38
												198	A	Houston	53 67
												202	A	Southern Miss.	60 66
												202	H	Southern Miss.	61 63
												221	H	UTEP	87 80
												233	H	Marshall	60 50
												237	H	Southeastern La.	92 78
												257	H	Arkansas St.	67 54
												260	A	North Texas	69 74
												287	A	Ole Miss	53 76
												303	A	FIU	68 44
												303	H	FIU	62 52
												310	H	UTSA	73 82
												343	H	McNeese	79 54
												346	H	Grambling	70 66
LAST 10 Division I															
303	H	FIU	62 52	31	H	Western Ky.	75 84								
202	H	Southern Miss.	61 63	25	A	Old Dominion	61 77								
192	A	Fla. Atlantic	75 77	49	A	Charlotte	37 55								
303	A	FIU	68 44	119	H	UAB	51 71								
233	H	Marshall	60 50	57	H	Middle Tenn.	78 60								

Non-Div I Games: Loyola (LA) 71 52 LSU-Alexandria 93 61

Louisiana Tech

Loss, Non-Conf, S Site, H Home A Away N Neutral

## Louisville

Through Games Of Feb. 27, 2020

Average RPI Win:	107	WON-LOST	WINNING	LAST 10	STRENGTH OF	OPP. STRENGTH	TEAM	ADJ.	CONF.	ADJ CONF.
Average RPI Loss:	50	RECORD	PCT. RANK	GAMES	SCHEDULE	OF SCHEDULE	RPI	RPI	RPI	RPI
DIV. I ONLY	26- 3	8	8-2	30	16	6	6	5	5	
DIV. I NON-CONF.	11- 1	13	0	5	6	1	1	4	4	
TOTALS	RPI 1-25	RPI 26-50	W-L RECORDS	RPI 51-100	RPI 101-150	RPI 150+				
26- 3	4- 1	3- 1	OVERALL	7- 1	6- 0	6- 0				
12- 1	1- 0	2- 1	HOME	3- 0	3- 0	3- 0				
11- 2	2- 1	0- 0	AWAY	4- 1	2- 0	3- 0				
3- 0	1- 0	1- 0	NEUTRAL	0- 0	1- 0	0- 0				
11- 1	3- 1	2- 0	NON-CONFERENCE	1- 0	2- 0	3- 0				
5- 0	1- 0	1- 0	HOME	0- 0	1- 0	2- 0				
3- 1	1- 1	0- 0	AWAY	1- 0	0- 0	1- 0				
3- 0	1- 0	1- 0	NEUTRAL	0- 0	1- 0	0- 0				
15- 2	1- 0	1- 1	CONFERENCE	6- 1	4- 0	3- 0				
7- 1	0- 0	1- 1	HOME	3- 0	2- 0	1- 0				
8- 1	1- 0	0- 0	AWAY	3- 1	2- 0	2- 0				
0- 0	0- 0	0- 0	NEUTRAL	0- 0	0- 0	0- 0				

RPI	S	Opponent	Score	RPI	S	Opponent	Score	RPI	S	Opponent	Score	RPI	S	Opponent	Score
1	N	Oregon	72 62	26	H	Duke	60 55	53	H	Virginia	71 56	101	H	Boise St.	98 82
15	H	Central Mich.	76 63	28	H	Florida St.	59 67	55	A	UT Martin	71 63	107	N	UT Arlington	76 67
21	A	Kentucky	67 66	31	H	Western Ky.	75 56	70	A	Georgia Tech	58 47	112	A	Notre Dame	86 54
23	A	NC State	66 59	46	N	Oklahoma St.	69 48	71	A	Boston College	81 70	112	H	Notre Dame	82 49
24	A	Ohio St.	60 67					71	H	Boston College	68 48	122	A	North Carolina	74 67
								96	A	Miami (FL)	87 41	129	H	Wake Forest	75 61
								98	A	Syracuse	51 59	184	A	Northern Ky.	85 57
								98	H	Syracuse	62 58	196	H	Chattanooga	86 37
												222	A	Clemson	75 50
												226	H	Murray St.	76 40
												292	A	Pittsburgh	79 47
												292	H	Pittsburgh	83 49
LAST 10 Division I															
71	H	Boston College	68 48	98	A	Syracuse	51 59								
292	A	Pittsburgh	79 47	28	H	Florida St.	59 67								
70	A	Georgia Tech	58 47	112	A	Notre Dame	86 54								
112	H	Notre Dame	82 49	292	H	Pittsburgh	83 49								
23	A	NC State	66 59	53	H	Virginia	71 56								

Non-Div I Games:

Louisville

■ Loss, 
 ■ Non-Conf, S Site, 
 ■ Home 
 ■ Away 
 N Neutral

Average RPI Win:	242	WON-LOST	WINNING	LAST 10	STRENGTH OF	OPP. STRENGTH	TEAM	ADJ.	CONF.	ADJ CONF.
Average RPI Loss:	72	RECORD	PCT. RANK	GAMES	SCHEDULE	OF SCHEDULE	RPI	RPI	RPI	RPI
DIV. I ONLY	15- 10	110	3-7	229	127	148	148	8	8	
DIV. I NON-CONF.	9- 2	37	0	300	299	126	126	7	7	
TOTALS	RPI 1-25	RPI 26-50	W-L RECORDS	RPI 51-100	RPI 101-150	RPI 150+				
15- 10	0- 2	0- 3	OVERALL	2- 2	1- 3	12- 0				
7- 5	0- 2	0- 1	HOME	2- 0	0- 2	5- 0				
8- 5	0- 0	0- 2	AWAY	0- 2	1- 1	7- 0				
0- 0	0- 0	0- 0	NEUTRAL	0- 0	0- 0	0- 0				
9- 2	0- 1	0- 0	NON-CONFERENCE	0- 0	1- 1	8- 0				
3- 2	0- 1	0- 0	HOME	0- 0	0- 1	3- 0				
6- 0	0- 0	0- 0	AWAY	0- 0	1- 0	5- 0				
0- 0	0- 0	0- 0	NEUTRAL	0- 0	0- 0	0- 0				
6- 8	0- 1	0- 3	CONFERENCE	2- 2	0- 2	4- 0				
4- 3	0- 1	0- 1	HOME	2- 0	0- 1	2- 0				
2- 5	0- 0	0- 2	AWAY	0- 2	0- 1	2- 0				
0- 0	0- 0	0- 0	NEUTRAL	0- 0	0- 0	0- 0				

RPI 1-25			RPI 26-50			RPI 51-100			RPI 101+			Team's RPI: 148
RPI	S	Opponent	Score	RPI	S	Opponent	Score	RPI	S	Opponent	Score	
14	H	Missouri St.	72 74	29	A	Drake	52 80	63	A	Illinois St.	85 86	136 A Portland 78 64
20	H	DePaul	76 83	36	A	Bradley	50 71	63	H	Illinois St.	69 64	146 H Western Mich. 60 70
				36	H	Bradley	47 60	81	A	UNI	50 70	149 A Valparaiso 64 66
								100	H	Southern Ill.	51 49	149 H Valparaiso 57 70
												165 H Dartmouth 61 40
												207 A Eastern Ill. 67 51
												210 A UMKC 72 67
												251 H Bowling Green 84 76
												272 A Indiana St. 58 51
												272 H Indiana St. 65 55
												297 H Vermont 78 76
												322 A Evansville 71 61
												322 H Evansville 77 47
												333 A Detroit Mercy 89 60
												337 A SIUE 63 50
												348 A Chicago St. 98 53
LAST 10 Division I												
149	H	Valparaiso	57 70	29	A	Drake	52 80					
36	A	Bradley	50 71	81	A	UNI	50 70					
63	A	Illinois St.	85 86	149	A	Valparaiso	64 66					
322	H	Evansville	77 47	63	H	Illinois St.	69 64					
272	H	Indiana St.	65 55	36	H	Bradley	47 60					

Non-Div I Games:

Loyola Chicago

■ Loss, 
■ Non-Conf, 
■ S Site, 
■ H Home 
■ A Away 
N Neutral



Loyola Maryland

Through Games Of Feb. 27, 2020

Average RPI Win:	243	WON-LOST	WINNING	LAST 10	STRENGTH OF	OPP. STRENGTH	TEAM	ADJ.	CONF.	ADJ CONF.
Average RPI Loss:	145	RECORD	PCT. RANK	GAMES	SCHEDULE	OF SCHEDULE	RPI	RPI	RPI	RPI
DIV. I ONLY	8- 19	286	4-6	156	166	261	261	15	15	
DIV. I NON-CONF.	3- 8	268	0	153	173	244	244	15	15	
TOTALS	RPI 1-25	RPI 26-50	W-L RECORDS	RPI 51-100	RPI 101-150	RPI 150+				
8- 19	0- 2	1- 1	OVERALL	0- 2	0- 7	7- 7				
6- 6	0- 0	1- 0	HOME	0- 1	0- 3	5- 2				
2- 12	0- 2	0- 1	AWAY	0- 1	0- 3	2- 5				
0- 1	0- 0	0- 0	NEUTRAL	0- 0	0- 1	0- 0				
3- 8	0- 2	0- 0	NON-CONFERENCE	0- 0	0- 3	3- 3				
2- 1	0- 0	0- 0	HOME	0- 0	0- 0	2- 1				
1- 6	0- 2	0- 0	AWAY	0- 0	0- 2	1- 2				
0- 1	0- 0	0- 0	NEUTRAL	0- 0	0- 1	0- 0				
5- 11	0- 0	1- 1	CONFERENCE	0- 2	0- 4	4- 4				
4- 5	0- 0	1- 0	HOME	0- 1	0- 3	3- 1				
1- 6	0- 0	0- 1	AWAY	0- 1	0- 1	1- 3				
0- 0	0- 0	0- 0	NEUTRAL	0- 0	0- 0	0- 0				

RPI 1-25				RPI 26-50				RPI 51-100				RPI 101+ Team's RPI: 261			
RPI	S	Opponent	Score	RPI	S	Opponent	Score	RPI	S	Opponent	Score	RPI	S	Opponent	Score
3	A	Maryland	45 105	50	A	Bucknell	42 66	95	A	Colgate	70 79	112	A	Notre Dame	60 84
7	A	Northwestern	46 67	50	H	Bucknell	60 50	95	H	Colgate	74 76	130	A	Boston U.	42 44
												130	H	Boston U.	39 41
												131	H	Holy Cross	56 64
												134	H	Lehigh	53 55
												140	A	Mt. St. Mary's	75 81
												150	N	Wright St.	51 66
												165	H	Dartmouth	72 56
												168	A	Lafayette	52 55
												168	H	Lafayette	65 76
												189	A	American	44 63
												189	H	American	56 47
												192	A	Fla. Atlantic	61 72
												249	H	Howard	69 75
												295	A	Army West Point	55 75
												295	H	Army West Point	68 59
												296	H	Monmouth	64 48
												314	A	St. Francis Brooklyn	78 89
												315	A	Navy	50 44
												315	H	Navy	64 54
												317	A	Fairleigh Dickinson	75 46
LAST 10 Division I															
315	H	Navy	64 54	50	A	Bucknell	42 66	315	A	Navy	50 44				
168	H	Lafayette	65 76	130	H	Boston U.	39 41	50	H	Bucknell	60 50				
295	A	Army West Point	55 75	189	A	American	44 63								
95	A	Colgate	70 79												
189	H	American	56 47												

Non-Div I Games:

Loyola Maryland

Loss, Non-Conf, S Site, H Home A Away N Neutral

## Maine

Through Games Of Feb. 27, 2020

Average RPI Win: <b>254</b>	WON-LOST	WINNING	LAST 10	STRENGTH OF	OPP. STRENGTH	TEAM	ADJ.	CONF.	ADJ CONF.
Average RPI Loss: <b>120</b>	RECORD	PCT. RANK	GAMES	SCHEDULE	OF SCHEDULE	RPI	RPI	RPI	RPI
DIV. I ONLY	<b>14- 14</b>	<b>170</b>	<b>8-2</b>	<b>153</b>	<b>222</b>	<b>173</b>	<b>173</b>	<b>26</b>	<b>26</b>
DIV. I NON-CONF.	<b>3- 10</b>	<b>282</b>	<b>0</b>	<b>81</b>	<b>35</b>	<b>229</b>	<b>229</b>	<b>27</b>	<b>27</b>
TOTALS	RPI 1-25	RPI 26-50	W-L RECORDS	RPI 51-100	RPI 101-150	RPI 150+			
14- 14	0- 1	0- 3	OVERALL	1- 3	1- 2	12- 5			
9- 4	0- 0	0- 0	HOME	1- 1	1- 2	7- 1			
5- 7	0- 1	0- 1	AWAY	0- 1	0- 0	5- 4			
0- 3	0- 0	0- 2	NEUTRAL	0- 1	0- 0	0- 0			
3- 10	0- 1	0- 3	NON-CONFERENCE	0- 2	1- 2	2- 2			
2- 3	0- 0	0- 0	HOME	0- 1	1- 2	1- 0			
1- 4	0- 1	0- 1	AWAY	0- 0	0- 0	1- 2			
0- 3	0- 0	0- 2	NEUTRAL	0- 1	0- 0	0- 0			
11- 4	0- 0	0- 0	CONFERENCE	1- 1	0- 0	10- 3			
7- 1	0- 0	0- 0	HOME	1- 0	0- 0	6- 1			
4- 3	0- 0	0- 0	AWAY	0- 1	0- 0	4- 2			
0- 0	0- 0	0- 0	NEUTRAL	0- 0	0- 0	0- 0			

RPI 1-25				RPI 26-50				RPI 51-100				RPI 101+ Team's RPI: 173			
RPI	S	Opponent	Score	RPI	S	Opponent	Score	RPI	S	Opponent	Score	RPI	S	Opponent	Score
23	A	NC State	34 <b>62</b>	27	N	Arizona St.	31 <b>57</b>	54	N	Dayton	49 <b>78</b>	117	H	Green Bay	61 60
				29	N	Drake	62 <b>94</b>	79	A	Stony Brook	69 <b>73</b>	125	H	Northeastern	58 <b>66</b>
				42	A	Drexel	57 <b>70</b>	79	H	Stony Brook	64 62	130	H	Boston U.	49 <b>62</b>
								97	H	Harvard	40 <b>69</b>	165	A	Dartmouth	41 <b>57</b>
												167	A	Binghamton	63 <b>73</b>
												167	H	Binghamton	75 65
												179	A	Delaware	69 56
												225	A	Brown	70 <b>76</b>
												227	A	UMass Lowell	57 <b>66</b>
												227	H	UMass Lowell	77 53
												274	A	New Hampshire	71 62
												274	H	New Hampshire	67 50
												286	H	UMBC	54 <b>74</b>
												297	A	Vermont	65 47
												297	H	Vermont	70 59
												315	H	Navy	46 41
												321	A	Albany (NY)	65 44
												321	H	Albany (NY)	60 49
												345	A	Hartford	69 52
												345	H	Hartford	87 73
LAST 10 Division I															
				274	A	New Hampshire	71 62	297	H	Vermont	70 59				
				79	H	Stony Brook	64 62	345	A	Hartford	69 52				
				321	A	Albany (NY)	65 44	286	H	UMBC	54 <b>74</b>				
				227	H	UMass Lowell	77 53	297	A	Vermont	65 47				
				167	H	Binghamton	75 65	167	A	Binghamton	63 <b>73</b>				

Non-Div I Games: Husson 104 43

Maine

■ Loss, 
■ Non-Conf, S Site, 
■ Home 
■ Away 
N Neutral

Average RPI Win:	281	WON-LOST	WINNING	LAST 10	STRENGTH OF	OPP. STRENGTH	TEAM	ADJ.	CONF.	ADJ CONF.
Average RPI Loss:	136	RECORD	PCT. RANK	GAMES	SCHEDULE	OF SCHEDULE	RPI	RPI	RPI	RPI
DIV. I ONLY	12- 14	199	5-5	181	274	206	206	24	24	
DIV. I NON-CONF.	3- 6	235	0	102	217	209	209	25	25	
TOTALS	RPI 1-25	RPI 26-50	W-L RECORDS	RPI 51-100	RPI 101-150	RPI 150+				
12- 14	0- 0	0- 0	OVERALL	0- 8	0- 1	12- 5				
7- 5	0- 0	0- 0	HOME	0- 3	0- 1	7- 1				
5- 9	0- 0	0- 0	AWAY	0- 5	0- 0	5- 4				
0- 0	0- 0	0- 0	NEUTRAL	0- 0	0- 0	0- 0				
3- 6	0- 0	0- 0	NON-CONFERENCE	0- 4	0- 1	3- 1				
2- 2	0- 0	0- 0	HOME	0- 1	0- 1	2- 0				
1- 4	0- 0	0- 0	AWAY	0- 3	0- 0	1- 1				
0- 0	0- 0	0- 0	NEUTRAL	0- 0	0- 0	0- 0				
9- 8	0- 0	0- 0	CONFERENCE	0- 4	0- 0	9- 4				
5- 3	0- 0	0- 0	HOME	0- 2	0- 0	5- 1				
4- 5	0- 0	0- 0	AWAY	0- 2	0- 0	4- 3				
0- 0	0- 0	0- 0	NEUTRAL	0- 0	0- 0	0- 0				

RPI S	Opponent	Score	RPI S	Opponent	Score	RPI S	Opponent	Score	RPI S	Opponent	Score	Team's RPI: 206
						58	A Marist	53 74	124	H Duquesne	65 76	
						58	H Marist	66 71	165	H Dartmouth	70 58	
						76	A Villanova	51 63	168	A Lafayette	53 60	
						79	A Stony Brook	54 59	187	A Quinnipiac	58 70	
						83	A Rider	53 76	187	H Quinnipiac	77 62	
						83	H Rider	50 55	228	H Iona	54 32	
						88	H Fordham	45 51	231	A Fairfield	47 87	
						90	A Nebraska	51 71	283	A Niagara	75 61	
									283	H Niagara	68 65	
									284	A Siena	80 50	
									284	H Siena	49 59	
									295	H Army West Point	86 56	
									296	A Monmouth	60 62	
									317	A Fairleigh Dickinson	62 61	
									323	A Saint Peter's	85 52	
									323	H Saint Peter's	68 64	
									339	A Canisius	63 56	
									339	H Canisius	68 50	
LAST 10 Division I												
			283	A Niagara	75 61		284	H Siena	49 59			
			339	A Canisius	63 56		323	H Saint Peter's	68 64			
			83	H Rider	50 55		83	A Rider	53 76			
			187	H Quinnipiac	77 62		228	H Iona	54 32			
			58	A Marist	53 74		231	A Fairfield	47 87			

Non-Div I Games:

Manhattan

■ Loss, 
 ■ Non-Conf, 
 ■ S Site, 
 ■ H Home 
 ■ A Away 
 N Neutral

Average RPI Win:	235	WON-LOST	WINNING	LAST 10	STRENGTH OF	OPP. STRENGTH	TEAM	ADJ.	CONF.	ADJ CONF.
Average RPI Loss:	85	RECORD	PCT. RANK	GAMES	SCHEDULE	OF SCHEDULE	RPI	RPI	RPI	RPI
DIV. I ONLY	22- 4	19	9-1	200	248	58	58	24	24	
DIV. I NON-CONF.	7- 2	53	0	65	82	36	36	25	25	
TOTALS	RPI 1-25	RPI 26-50	W-L RECORDS	RPI 51-100	RPI 101-150	RPI 150+				
22- 4	0- 2	0- 0	OVERALL	1- 1	4- 0	17- 1				
10- 2	0- 1	0- 0	HOME	0- 1	1- 0	9- 0				
10- 2	0- 1	0- 0	AWAY	1- 0	2- 0	7- 1				
2- 0	0- 0	0- 0	NEUTRAL	0- 0	1- 0	1- 0				
7- 2	0- 2	0- 0	NON-CONFERENCE	0- 0	4- 0	3- 0				
3- 1	0- 1	0- 0	HOME	0- 0	1- 0	2- 0				
2- 1	0- 1	0- 0	AWAY	0- 0	2- 0	0- 0				
2- 0	0- 0	0- 0	NEUTRAL	0- 0	1- 0	1- 0				
15- 2	0- 0	0- 0	CONFERENCE	1- 1	0- 0	14- 1				
7- 1	0- 0	0- 0	HOME	0- 1	0- 0	7- 0				
8- 1	0- 0	0- 0	AWAY	1- 0	0- 0	7- 1				
0- 0	0- 0	0- 0	NEUTRAL	0- 0	0- 0	0- 0				

RPI 1-25				RPI 26-50				RPI 51-100				RPI 101+			
RPI	S	Opponent	Score	RPI	S	Opponent	Score	RPI	S	Opponent	Score	RPI	S	Opponent	Score
9	H	Princeton	50 62					83	A	Rider	63 58	107	A	UT Arlington	73 57
15	A	Central Mich.	54 77					83	H	Rider	72 76	117	H	Green Bay	72 60
												130	A	Boston U.	89 75
												144	N	North Florida	69 54
												182	H	Elon	63 55
												187	H	Quinnipiac	73 60
												206	A	Manhattan	71 66
												206	H	Manhattan	74 53
												228	A	Iona	73 56
												231	A	Fairfield	48 52
												231	H	Fairfield	75 45
												254	N	Lipscomb	74 63
												283	A	Niagara	94 67
												283	H	Niagara	82 57
												284	A	Siena	78 55
												296	A	Monmouth	74 53
												296	H	Monmouth	76 66
												321	H	Albany (NY)	76 52
												323	A	Saint Peter's	82 60
												323	H	Saint Peter's	96 76
												339	A	Canisius	90 59
												339	H	Canisius	86 72
LAST 10 Division I															
231	H	Fairfield	75 45	206	H	Manhattan	74 53								
323	A	Saint Peter's	82 60	228	A	Iona	73 56								
284	A	Siena	78 55	283	H	Niagara	82 57								
339	H	Canisius	86 72	231	A	Fairfield	48 52								
83	A	Rider	63 58	296	A	Monmouth	74 53								

Non-Div I Games:

Marist

■ Loss, 
 ■ Non-Conf, 
 ■ S Site, 
 ■ H Home 
 ■ A Away 
 N Neutral

Average RPI Win: <b>156</b>	WON-LOST	WINNING	LAST 10	STRENGTH OF	OPP. STRENGTH	TEAM	ADJ.	CONF.	ADJ CONF.
Average RPI Loss: <b>47</b>	RECORD	PCT. RANK	GAMES	SCHEDULE	OF SCHEDULE	RPI	RPI	RPI	RPI
DIV. I ONLY	21- 7	42	8-2	87	69	37	37	6	6
DIV. I NON-CONF.	9- 2	37	0	57	68	35	35	6	6
TOTALS	RPI 1-25	RPI 26-50	W-L RECORDS	RPI 51-100	RPI 101-150	RPI 150+			
21- 7	0- 3	1- 1	OVERALL	8- 3	1- 0	11- 0			
12- 2	0- 2	1- 0	HOME	6- 0	0- 0	5- 0			
8- 5	0- 1	0- 1	AWAY	2- 3	1- 0	5- 0			
1- 0	0- 0	0- 0	NEUTRAL	0- 0	0- 0	1- 0			
9- 2	0- 2	0- 0	NON-CONFERENCE	3- 0	1- 0	5- 0			
4- 2	0- 2	0- 0	HOME	2- 0	0- 0	2- 0			
4- 0	0- 0	0- 0	AWAY	1- 0	1- 0	2- 0			
1- 0	0- 0	0- 0	NEUTRAL	0- 0	0- 0	1- 0			
12- 5	0- 1	1- 1	CONFERENCE	5- 3	0- 0	6- 0			
8- 0	0- 0	1- 0	HOME	4- 0	0- 0	3- 0			
4- 5	0- 1	0- 1	AWAY	1- 3	0- 0	3- 0			
0- 0	0- 0	0- 0	NEUTRAL	0- 0	0- 0	0- 0			

RPI 1-25				RPI 26-50				Team's RPI: 37		RPI 51-100				RPI 101+			
RPI	S	Opponent	Score	RPI	S	Opponent	Score		RPI	S	Opponent	Score		RPI	S	Opponent	Score
7	H	Northwestern	56 64	43	A	Creighton	62 72		51	H	Belmont	53 51		117	A	Green Bay	60 47
12	H	Mississippi St.	68 74	43	H	Creighton	52 50		62	A	St. John's (NY)	67 57		171	A	Providence	60 50
20	A	DePaul	71 89						62	H	St. John's (NY)	94 85		171	H	Providence	85 55
									63	H	Illinois St.	58 41		185	A	Saint Mary's (CA)	77 63
									73	A	South Dakota St.	65 58		229	A	Milwaukee	78 56
									76	A	Villanova	47 61		240	A	Georgetown	76 56
									76	H	Villanova	57 52		240	H	Georgetown	73 51
									78	A	Seton Hall	60 72		241	H	Morgan St.	70 48
									78	H	Seton Hall	81 60		256	A	Xavier	80 60
									91	A	Butler	55 61		256	H	Xavier	61 48
									91	H	Butler	76 54		267	N	Tulsa	61 60
														314	H	St. Francis Brooklyn	92 71
LAST 10 Division I																	
240	A	Georgetown	76 56	78	A	Seton Hall	60 72										
76	A	Villanova	47 61	43	H	Creighton	52 50										
91	H	Butler	76 54	171	H	Providence	85 55										
256	H	Xavier	61 48	76	H	Villanova	57 52										
62	A	St. John's (NY)	67 57	240	H	Georgetown	73 51										

Non-Div I Games:

Marquette

■ Loss, 
■ Non-Conf, S Site, 
■ Home 
■ Away 
N Neutral

## Marshall

Through Games Of Feb. 27, 2020

Average RPI Win:	232	WON-LOST	WINNING	LAST 10	STRENGTH OF	OPP. STRENGTH	TEAM	ADJ.	CONF.	ADJ CONF.
Average RPI Loss:	130	RECORD	PCT. RANK	GAMES	SCHEDULE	OF SCHEDULE	RPI	RPI	RPI	RPI
DIV. I ONLY	9- 15	251	4-6	166	145	233	233	13	13	
DIV. I NON-CONF.	3- 6	235	0	327	218	314	314	16	16	
TOTALS	RPI 1-25	RPI 26-50	W-L RECORDS	RPI 51-100	RPI 101-150	RPI 150+				
9- 15	0- 2	0- 4	OVERALL	0- 3	1- 0	8- 6				
6- 6	0- 1	0- 1	HOME	0- 1	1- 0	5- 3				
3- 9	0- 1	0- 3	AWAY	0- 2	0- 0	3- 3				
0- 0	0- 0	0- 0	NEUTRAL	0- 0	0- 0	0- 0				
3- 6	0- 0	0- 1	NON-CONFERENCE	0- 1	0- 0	3- 4				
2- 2	0- 0	0- 0	HOME	0- 0	0- 0	2- 2				
1- 4	0- 0	0- 1	AWAY	0- 1	0- 0	1- 2				
0- 0	0- 0	0- 0	NEUTRAL	0- 0	0- 0	0- 0				
6- 9	0- 2	0- 3	CONFERENCE	0- 2	1- 0	5- 2				
4- 4	0- 1	0- 1	HOME	0- 1	1- 0	3- 1				
2- 5	0- 1	0- 2	AWAY	0- 1	0- 0	2- 1				
0- 0	0- 0	0- 0	NEUTRAL	0- 0	0- 0	0- 0				

RPI	S	Opponent	Score	RPI	S	Opponent	Score	RPI	S	Opponent	Score	RPI	S	Opponent	Score	Team's RPI: 233
25	A	Old Dominion	46 57	31	A	Western Ky.	65 79	57	H	Middle Tenn.	55 75	119	H	UAB	61 56	
25	H	Old Dominion	54 64	31	H	Western Ky.	65 74	61	A	Ohio	51 67	177	A	Towson	56 59	
				45	A	Rutgers	41 66	65	A	Rice	43 81	180	H	Norfolk St.	75 69	
				49	A	Charlotte	46 52					192	H	Fla. Atlantic	85 75	
												202	A	Southern Miss.	80 65	
												221	H	UTEP	76 66	
												241	H	Morgan St.	52 57	
												251	H	Bowling Green	69 82	
												260	A	North Texas	68 59	
												265	A	Louisiana Tech	50 60	
												272	A	Indiana St.	72 60	
												303	H	FIU	65 68	
												310	H	UTSA	66 53	
												322	A	Evansville	62 66	
												331	H	Coppin St.	60 47	
LAST 10 Division I																
25	H	Old Dominion	54 64	202	A	Southern Miss.	80 65									
31	A	Western Ky.	65 79	192	H	Fla. Atlantic	85 75									
221	H	UTEP	76 66	303	H	FIU	65 68									
310	H	UTSA	66 53	31	H	Western Ky.	65 74									
265	A	Louisiana Tech	50 60	25	A	Old Dominion	46 57									

Non-Div I Games: Alderson Broadus 85 41 Ky. Christian 89 40

Marshall

Loss, Non-Conf, S Site, H Home A Away N Neutral

Average RPI Win:	110	WON-LOST	WINNING	LAST 10	STRENGTH OF	OPP. STRENGTH	TEAM	ADJ.	CONF.	ADJ CONF.
Average RPI Loss:	11	RECORD	PCT. RANK	GAMES	SCHEDULE	OF SCHEDULE	RPI	RPI	RPI	RPI
DIV. I ONLY	24- 4	14	10-0	8	7	3	3	2	2	
DIV. I NON-CONF.	9- 2	37	0	83	71	38	38	2	2	
TOTALS	RPI 1-25	RPI 26-50	W-L RECORDS	RPI 51-100	RPI 101-150	RPI 150+				
24- 4	6- 4	5- 0	OVERALL	3- 0	2- 0	8- 0				
14- 1	4- 1	3- 0	HOME	2- 0	1- 0	4- 0				
8- 3	2- 3	2- 0	AWAY	0- 0	1- 0	3- 0				
2- 0	0- 0	0- 0	NEUTRAL	1- 0	0- 0	1- 0				
9- 2	0- 2	1- 0	NON-CONFERENCE	1- 0	1- 0	6- 0				
5- 1	0- 1	0- 0	HOME	0- 0	1- 0	4- 0				
2- 1	0- 1	1- 0	AWAY	0- 0	0- 0	1- 0				
2- 0	0- 0	0- 0	NEUTRAL	1- 0	0- 0	1- 0				
15- 2	6- 2	4- 0	CONFERENCE	2- 0	1- 0	2- 0				
9- 0	4- 0	3- 0	HOME	2- 0	0- 0	0- 0				
6- 2	2- 2	1- 0	AWAY	0- 0	1- 0	2- 0				
0- 0	0- 0	0- 0	NEUTRAL	0- 0	0- 0	0- 0				

RPI	S	Opponent	Score	RPI	S	Opponent	Score	RPI	S	Opponent	Score	RPI	S	Opponent	Score
2	H	South Carolina	54 63	34	A	Michigan	77 49	51	N	Belmont	90 26	137	H	George Washington	88 54
7	A	Northwestern	58 81	34	H	Michigan	70 55	85	H	Michigan St.	94 53	145	A	Wisconsin	85 56
7	H	Northwestern	70 61	40	H	Purdue	88 45	90	H	Nebraska	87 69	179	H	Delaware	99 55
10	A	Iowa	61 66	41	A	James Madison	70 68					187	H	Quinnipiac	107 52
10	H	Iowa	93 59	45	H	Rutgers	79 50					201	A	Illinois	79 60
17	A	Indiana	79 69									209	A	Penn St.	106 69
17	H	Indiana	76 62									222	N	Clemson	63 44
23	A	NC State	59 66									261	H	Loyola Maryland	105 45
24	A	Ohio St.	85 65									281	H	Wagner	119 56
24	H	Ohio St.	72 62									309	A	Georgia St.	114 41
LAST 10 Division I															
40	H	Purdue	88 45	17	A	Indiana	79 69								
145	A	Wisconsin	85 56	85	H	Michigan St.	94 53								
209	A	Penn St.	106 69	24	A	Ohio St.	85 65								
10	H	Iowa	93 59	7	H	Northwestern	70 61								
45	H	Rutgers	79 50	201	A	Illinois	79 60								

Non-Div I Games:

Maryland

Massachusetts

Through Games Of Feb. 27, 2020

Average RPI Win:	211	WON-LOST	WINNING	LAST 10	STRENGTH OF	OPP. STRENGTH	TEAM	ADJ.	CONF.	ADJ CONF.
Average RPI Loss:	134	RECORD	PCT. RANK	GAMES	SCHEDULE	OF SCHEDULE	RPI	RPI	RPI	RPI
DIV. I ONLY	17- 10	88	4-6	224	150	139	139	12	12	
DIV. I NON-CONF.	9- 3	63	0	281	277	138	138	12	12	
TOTALS	RPI 1-25	RPI 26-50	W-L RECORDS	RPI 51-100	RPI 101-150	RPI 150+				
17- 10	0- 0	0- 0	OVERALL	0- 4	6- 2	11- 4				
9- 5	0- 0	0- 0	HOME	0- 2	3- 1	6- 2				
8- 5	0- 0	0- 0	AWAY	0- 2	3- 1	5- 2				
0- 0	0- 0	0- 0	NEUTRAL	0- 0	0- 0	0- 0				
9- 3	0- 0	0- 0	NON-CONFERENCE	0- 1	2- 0	7- 2				
5- 2	0- 0	0- 0	HOME	0- 0	1- 0	4- 2				
4- 1	0- 0	0- 0	AWAY	0- 1	1- 0	3- 0				
0- 0	0- 0	0- 0	NEUTRAL	0- 0	0- 0	0- 0				
8- 7	0- 0	0- 0	CONFERENCE	0- 3	4- 2	4- 2				
4- 3	0- 0	0- 0	HOME	0- 2	2- 1	2- 0				
4- 4	0- 0	0- 0	AWAY	0- 1	2- 1	2- 2				
0- 0	0- 0	0- 0	NEUTRAL	0- 0	0- 0	0- 0				

RPI 1-25				RPI 26-50				RPI 51-100				RPI 101+				Team's RPI: 139	
RPI	S	Opponent	Score	RPI	S	Opponent	Score	RPI	S	Opponent	Score	RPI	S	Opponent	Score		
								54	H	Dayton	51	52	105	H	VCU	46	61
								62	A	St. John's (NY)	71	82	121	A	Davidson	70	62
								88	H	Fordham	64	69	121	H	Davidson	61	48
								89	A	Saint Louis	56	71	123	H	Richmond	64	50
													124	A	Duquesne	81	77
													130	A	Boston U.	58	45
													131	H	Holy Cross	75	72
													137	A	George Washington	47	50
													171	H	Providence	63	72
													186	H	Merrimack	64	79
													191	H	La Salle	76	62
													212	A	Rhode Island	66	69
													225	H	Brown	95	42
													227	A	UMass Lowell	74	58
													228	A	Iona	65	51
													234	A	George Mason	56	73
													235	A	Saint Joseph's	51	47
													235	H	Saint Joseph's	61	43
													274	H	New Hampshire	67	65
													284	H	Siena	61	55
													294	A	St. Bonaventure	62	52
													297	A	Vermont	83	49
													345	H	Hartford	74	48
LAST 10 Division I																	
				235	A	Saint Joseph's	51	47	234	A	George Mason	56	73				
				121	H	Davidson	61	48	121	A	Davidson	70	62				
				89	A	Saint Louis	56	71	123	H	Richmond	64	50				
				54	H	Dayton	51	52	137	A	George Washington	47	50				
				88	H	Fordham	64	69	105	H	VCU	46	61				

Non-Div I Games: Southern Conn. St. 86 43

Massachusetts

Loss, Non-Conf, S Site, H Home A Away N Neutral



Average RPI Win:	333	WON-LOST	WINNING	LAST 10	STRENGTH OF	OPP. STRENGTH	TEAM	ADJ.	CONF.	ADJ CONF.
Average RPI Loss:	191	RECORD	PCT. RANK	GAMES	SCHEDULE	OF SCHEDULE	RPI	RPI	RPI	RPI
DIV. I ONLY	3- 21	330	1-9	277	290	343	343	23	23	
DIV. I NON-CONF.	1- 6	318	0	157	300	308	308	24	24	
TOTALS	RPI 1-25	RPI 26-50	W-L RECORDS	RPI 51-100	RPI 101-150	RPI 150+				
3- 21	0- 0	0- 1	OVERALL	0- 3	0- 2	3- 15				
3- 8	0- 0	0- 0	HOME	0- 2	0- 1	3- 5				
0- 13	0- 0	0- 1	AWAY	0- 1	0- 1	0- 10				
0- 0	0- 0	0- 0	NEUTRAL	0- 0	0- 0	0- 0				
1- 6	0- 0	0- 1	NON-CONFERENCE	0- 1	0- 1	1- 3				
1- 1	0- 0	0- 0	HOME	0- 1	0- 0	1- 0				
0- 5	0- 0	0- 1	AWAY	0- 0	0- 1	0- 3				
0- 0	0- 0	0- 0	NEUTRAL	0- 0	0- 0	0- 0				
2- 15	0- 0	0- 0	CONFERENCE	0- 2	0- 1	2- 12				
2- 7	0- 0	0- 0	HOME	0- 1	0- 1	2- 5				
0- 8	0- 0	0- 0	AWAY	0- 1	0- 0	0- 7				
0- 0	0- 0	0- 0	NEUTRAL	0- 0	0- 0	0- 0				

RPI S	Opponent	Score	RPI S	Opponent	Score	RPI S	Opponent	Score	RPI S	Opponent	Score	Team's RPI: 343
39	A Arkansas	58	101	65	H Rice	50	81	103	H Abilene Christian	73	90	
				87	H A&M-Corpus Christi	59	73	119	A UAB	70	97	
				99	A SFA	51	82	151	A Sam Houston St.	59	92	
								158	A New Orleans	59	78	
								158	H New Orleans	59	85	
								197	A Louisiana	55	75	
								223	A SMU	60	81	
								237	A Southeastern La.	48	87	
								237	H Southeastern La.	67	74	
								242	A Central Ark.	49	70	
								242	H Central Ark.	57	70	
								258	A Incarnate Word	56	73	
								258	H Incarnate Word	71	72	
								265	A Louisiana Tech	54	79	
								268	A Nicholls St.	63	79	
								269	H Lamar University	69	87	
								318	H Houston Baptist	88	72	
								334	A Northwestern St.	60	70	
								334	H Northwestern St.	61	51	
								347	H La.-Monroe	72	69	
LAST 10 Division I												
237	A Southeastern La.	48	87	87	H A&M-Corpus Christi	59	73					
158	H New Orleans	59	85	269	H Lamar University	69	87					
258	H Incarnate Word	71	72	268	A Nicholls St.	63	79					
334	A Northwestern St.	60	70	318	H Houston Baptist	88	72					
242	A Central Ark.	49	70	237	H Southeastern La.	67	74					

Non-Div I Games: Centenary (LA) 116 37 LSU-Shreveport 81 77

McNeese

Loss, Non-Conf, S Site, H Home A Away N Neutral

Average RPI Win:	206	WON-LOST	WINNING	LAST 10	STRENGTH OF	OPP. STRENGTH	TEAM	ADJ.	CONF.	ADJ CONF.
Average RPI Loss:	133	RECORD	PCT. RANK	GAMES	SCHEDULE	OF SCHEDULE	RPI	RPI	RPI	RPI
DIV. I ONLY	13- 14	183	4-6	184	114	193	193	9	9	
DIV. I NON-CONF.	9- 4	84	0	250	291	150	150	10	10	
TOTALS	RPI 1-25	RPI 26-50	W-L RECORDS	RPI 51-100	RPI 101-150	RPI 150+				
13- 14	0- 2	0- 2	OVERALL	2- 3	1- 1	10- 6				
8- 6	0- 1	0- 0	HOME	0- 2	1- 1	7- 2				
4- 7	0- 1	0- 1	AWAY	1- 1	0- 0	3- 4				
1- 1	0- 0	0- 1	NEUTRAL	1- 0	0- 0	0- 0				
9- 4	0- 0	0- 1	NON-CONFERENCE	2- 0	1- 1	6- 2				
5- 2	0- 0	0- 0	HOME	0- 0	1- 1	4- 1				
3- 1	0- 0	0- 0	AWAY	1- 0	0- 0	2- 1				
1- 1	0- 0	0- 1	NEUTRAL	1- 0	0- 0	0- 0				
4- 10	0- 2	0- 1	CONFERENCE	0- 3	0- 0	4- 4				
3- 4	0- 1	0- 0	HOME	0- 2	0- 0	3- 1				
1- 6	0- 1	0- 1	AWAY	0- 1	0- 0	1- 3				
0- 0	0- 0	0- 0	NEUTRAL	0- 0	0- 0	0- 0				

































































RPI 1-25				RPI 26-50				RPI 51-100				RPI 101+ Team's RPI: 193			
RPI	S	Opponent	Score	RPI	S	Opponent	Score	RPI	S	Opponent	Score	RPI	S	Opponent	Score
5	A	UConn	55 94	33	N	LSU	58 89	72	H	South Fla.	47 68	119	H	UAB	77 52
5	H	UConn	56 68	38	A	UCF	66 82	80	H	Cincinnati	66 73	137	H	George Washington	63 64
								92	N	Kansas St.	72 68	159	A	Tulane	55 59
								94	A	Temple	64 78	159	H	Tulane	64 62
								100	A	Southern Ill.	70 66	166	A	Wichita St.	69 60
												174	A	Toledo	83 76
												195	A	Little Rock	68 50
												198	A	Houston	65 75
												223	H	SMU	57 52
												247	A	East Carolina	65 71
												247	H	East Carolina	57 61
												248	H	Alabama A&M	79 71
												257	H	Arkansas St.	78 50
												265	A	Louisiana Tech	74 83
												267	H	Tulsa	63 44
												288	H	Eastern Ky.	60 63
												332	H	Alcorn	57 51
												351	H	Mississippi Val.	91 54
LAST 10 Division I															
				72	H	South Fla.	47 68	159	H	Tulane	64 62				
				94	A	Temple	64 78	267	H	Tulsa	63 44				
				247	H	East Carolina	57 61	247	A	East Carolina	65 71				
				166	A	Wichita St.	69 60	38	A	UCF	66 82				
				5	A	UConn	55 94	223	H	SMU	57 52				

Non-Div I Games:

Memphis


■ Loss, 
 ■ Non-Conf, 
 ■ S Site, 
 ■ H Home 
 ■ A Away 
 N Neutral

Average RPI Win: <b>278</b>	WON-LOST	WINNING	LAST 10	STRENGTH OF	OPP. STRENGTH	TEAM	ADJ.	CONF.	ADJ CONF.
Average RPI Loss: <b>183</b>	RECORD	PCT. RANK	GAMES	SCHEDULE	OF SCHEDULE	RPI	RPI	RPI	RPI
DIV. I ONLY	6- 21	314	4-6	308	226	329	329	27	27
DIV. I NON-CONF.	2- 12	318	0	230	194	316	316	22	22
TOTALS	RPI 1-25	RPI 26-50	W-L RECORDS	RPI 51-100	RPI 101-150	RPI 150+			
6- 21	0- 0	0- 1	OVERALL	0- 3	0- 3	6- 14			
5- 7	0- 0	0- 1	HOME	0- 0	0- 0	5- 6			
1- 14	0- 0	0- 0	AWAY	0- 3	0- 3	1- 8			
0- 0	0- 0	0- 0	NEUTRAL	0- 0	0- 0	0- 0			
2- 12	0- 0	0- 1	NON-CONFERENCE	0- 3	0- 2	2- 6			
1- 5	0- 0	0- 1	HOME	0- 0	0- 0	1- 4			
1- 7	0- 0	0- 0	AWAY	0- 3	0- 2	1- 2			
0- 0	0- 0	0- 0	NEUTRAL	0- 0	0- 0	0- 0			
4- 9	0- 0	0- 0	CONFERENCE	0- 0	0- 1	4- 8			
4- 2	0- 0	0- 0	HOME	0- 0	0- 0	4- 2			
0- 7	0- 0	0- 0	AWAY	0- 0	0- 1	0- 6			
0- 0	0- 0	0- 0	NEUTRAL	0- 0	0- 0	0- 0			

RPI S	Opponent	Score	RPI S	Opponent	Score	RPI S	Opponent	Score	RPI S	Opponent	Score	Team's RPI: 329
			31  Western Ky.	62  75		52  Alabama	56  111		127  Florida	50  71		
						67  Yale	60  68		128  Columbia	48  77		
						69  Georgia	60  76		141  UNC Greensboro	51  67		
									160  Samford	64  72		
									160  Samford	54  60		
									170  Jacksonville	83  87		
									183  Gardner-Webb	62  65		
									196  Chattanooga	52  58		
									196  Chattanooga	55 48		
									214  Furman	49  62		
									214  Furman	61 55		
									215  Kennesaw St.	64  92		
									222  Clemson	61  65		
									239  Appalachian St.	68  77		
									269  Wofford	49  77		
									269  Wofford	54 53		
									288  Eastern Ky.	60  61		
									289  ETSU	54  56		
									289  ETSU	66  72		
									300  Ga. Southern	62 52		
									340  Western Caro.	40  51		
									340  Western Caro.	60 54		
									350  South Carolina St.	66 55		
LAST 10 Division I												
			340  Western Caro.	60 54		269  Wofford	54 53					
			289  ETSU	54  56		340  Western Caro.	40  51					
			196  Chattanooga	52  58		141  UNC Greensboro	51  67					
			160  Samford	54  60		196  Chattanooga	55 48					
			214  Furman	61 55		289  ETSU	66  72					

Non-Div I Games: LaGrange 74 47

Mercer

 Loss,  Non-Conf, S Site,  Home  Away N Neutral

M  
e  
r  
r  
i  
m  
a  
c  
k

Meerminck

Non-Div I Games:	Eastern Nazarene	82	50	Fisher	81	42
------------------	------------------	----	----	--------	----	----

Page 164

Average RPI Win:	151	WON-LOST	WINNING	LAST 10	STRENGTH OF	OPP. STRENGTH	TEAM	ADJ.	CONF.	ADJ CONF.
Average RPI Loss:	45	RECORD	PCT. RANK	GAMES	SCHEDULE	OF SCHEDULE	RPI	RPI	RPI	RPI
DIV. I ONLY	14- 14	170	4-6	16	60	96	96	5	5	
DIV. I NON-CONF.	8- 3	68	0	17	98	46	46	4	4	
TOTALS	RPI 1-25	RPI 26-50	W-L RECORDS	RPI 51-100	RPI 101-150	RPI 150+				
14- 14	0- 5	0- 4	OVERALL	3- 3	4- 2	7- 0				
11- 6	0- 4	0- 2	HOME	3- 0	3- 0	5- 0				
2- 8	0- 1	0- 2	AWAY	0- 3	1- 2	1- 0				
1- 0	0- 0	0- 0	NEUTRAL	0- 0	0- 0	1- 0				
8- 3	0- 3	0- 0	NON-CONFERENCE	1- 0	2- 0	5- 0				
7- 2	0- 2	0- 0	HOME	1- 0	2- 0	4- 0				
0- 1	0- 1	0- 0	AWAY	0- 0	0- 0	0- 0				
1- 0	0- 0	0- 0	NEUTRAL	0- 0	0- 0	1- 0				
6- 11	0- 2	0- 4	CONFERENCE	2- 3	2- 2	2- 0				
4- 4	0- 2	0- 2	HOME	2- 0	1- 0	1- 0				
2- 7	0- 0	0- 2	AWAY	0- 3	1- 2	1- 0				
0- 0	0- 0	0- 0	NEUTRAL	0- 0	0- 0	0- 0				

RPI S	Opponent	Score	RPI S	Opponent	Score	RPI S	Opponent	Score	RPI S	Opponent	Score
6	H Louisville	41 87	26	H Duke	55 74	53	A Virginia	64 69	109	H Washington St.	74 68
16	H Oregon St.	53 75	28	A Florida St.	61 79	64	H IUPUI	74 65	112	A Notre Dame	53 76
17	H Indiana	45 58	28	H Florida St.	62 73	70	A Georgia Tech	54 61	122	A North Carolina	58 78
20	A DePaul	83 89	35	A Virginia Tech	45 69	70	H Georgia Tech	54 49	129	A Wake Forest	79 63
23	H NC State	48 50				71	A Boston College	64 75	129	H Wake Forest	59 56
						98	H Syracuse	77 62	144	H North Florida	78 55
									152	H Jackson St.	83 68
									156	N N.C. A&T	68 67
									167	H Binghamton	79 56
									199	H Miami (OH)	80 62
									222	A Clemson	63 48
									222	H Clemson	68 64
									250	H UNC Asheville	75 46
LAST 10 Division I											
129	A Wake Forest	79 63	26	H Duke	55 74						
71	A Boston College	64 75	35	A Virginia Tech	45 69						
23	H NC State	48 50	70	H Georgia Tech	54 49						
222	A Clemson	63 48	28	A Florida St.	61 79						
53	A Virginia	64 69	222	H Clemson	68 64						

Non-Div I Games:

Miami (FL)

■ Loss, 
 ■ Non-Conf, 
 ■ S Site, 
 ■ H Home 
 ■ A Away 
 N Neutral

Average RPI Win:	253	WON-LOST	WINNING	LAST 10	STRENGTH OF	OPP. STRENGTH	TEAM	ADJ.	CONF.	ADJ CONF.
Average RPI Loss:	93	RECORD	PCT. RANK	GAMES	SCHEDULE	OF SCHEDULE	RPI	RPI	RPI	RPI
DIV. I ONLY	10- 16	244	3-7	167	103	199	199	10	10	
DIV. I NON-CONF.	6- 5	151	0	276	147	152	152	9	9	
TOTALS	RPI 1-25	RPI 26-50	W-L RECORDS	RPI 51-100	RPI 101-150	RPI 150+				
10- 16	0- 3	0- 1	OVERALL	0- 4	1- 5	9- 3				
5- 4	0- 1	0- 0	HOME	0- 1	1- 2	4- 0				
4- 11	0- 2	0- 1	AWAY	0- 3	0- 2	4- 3				
1- 1	0- 0	0- 0	NEUTRAL	0- 0	0- 1	1- 0				
6- 5	0- 1	0- 1	NON-CONFERENCE	0- 2	0- 1	6- 0				
2- 0	0- 0	0- 0	HOME	0- 0	0- 0	2- 0				
3- 4	0- 1	0- 1	AWAY	0- 2	0- 0	3- 0				
1- 1	0- 0	0- 0	NEUTRAL	0- 0	0- 1	1- 0				
4- 11	0- 2	0- 0	CONFERENCE	0- 2	1- 4	3- 3				
3- 4	0- 1	0- 0	HOME	0- 1	1- 2	2- 0				
1- 7	0- 1	0- 0	AWAY	0- 1	0- 2	1- 3				
0- 0	0- 0	0- 0	NEUTRAL	0- 0	0- 0	0- 0				

RPI 1-25				RPI 26-50				RPI 51-100				RPI 101+ Team's RPI: 199			
RPI	S	Opponent	Score	RPI	S	Opponent	Score	RPI	S	Opponent	Score	RPI	S	Opponent	Score
15	A	Central Mich.	70 76	36	A	Bradley	68 79	61	H	Ohio	70 84	102	A	Kent St.	75 80
15	H	Central Mich.	87 99					68	A	Ball St.	63 80	102	H	Kent St.	75 78
20	A	DePaul	79 98					80	A	Cincinnati	68 98	104	N	Liberty	53 65
								96	A	Miami (FL)	62 80	142	A	Buffalo	72 88
												142	H	Buffalo	72 86
												146	H	Western Mich.	70 67
												157	A	Akron	62 70
												172	A	Eastern Mich.	53 80
												174	H	Toledo	92 83
												181	A	Northern Ill.	84 86
												181	H	Northern Ill.	66 64
												243	A	South Alabama	76 73
												251	A	Bowling Green	80 59
												288	A	Eastern Ky.	75 57
												292	A	Pittsburgh	80 71
												293	N	Prairie View	65 52
												322	H	Evansville	72 64
												342	H	UIC	85 35
LAST 10 Division I															
142	A	Buffalo	72 88	174	H	Toledo	92 83								
102	A	Kent St.	75 80	146	H	Western Mich.	70 67								
61	H	Ohio	70 84	251	A	Bowling Green	80 59								
181	A	Northern Ill.	84 86	68	A	Ball St.	63 80								
15	H	Central Mich.	87 99	157	A	Akron	62 70								

Non-Div I Games: Tiffin 83 51

Miami (OH)

Loss, Non-Conf, S Site, H Home A Away N Neutral

## Michigan

Through Games Of Feb. 27, 2020

Average RPI Win:	136	WON-LOST	WINNING	LAST 10	STRENGTH OF	OPP. STRENGTH	TEAM	ADJ.	CONF.	ADJ CONF.
Average RPI Loss:	35	RECORD	PCT. RANK	GAMES	SCHEDULE	OF SCHEDULE	RPI	RPI	RPI	RPI
DIV. I ONLY	19- 9	67	7-3	28	26	34	34	2	2	
DIV. I NON-CONF.	9- 2	37	0	101	136	52	52	2	2	
TOTALS	RPI 1-25	RPI 26-50	W-L RECORDS	RPI 51-100	RPI 101-150	RPI 150+				
19- 9	1- 5	3- 2	OVERALL	4- 1	3- 1	8- 0				
12- 3	1- 2	3- 0	HOME	2- 0	1- 1	5- 0				
6- 5	0- 3	0- 1	AWAY	2- 1	1- 0	3- 0				
1- 1	0- 0	0- 1	NEUTRAL	0- 0	1- 0	0- 0				
9- 2	0- 0	1- 1	NON-CONFERENCE	1- 0	2- 1	5- 0				
6- 1	0- 0	1- 0	HOME	1- 0	1- 1	3- 0				
2- 0	0- 0	0- 0	AWAY	0- 0	0- 0	2- 0				
1- 1	0- 0	0- 1	NEUTRAL	0- 0	1- 0	0- 0				
10- 7	1- 5	2- 1	CONFERENCE	3- 1	1- 0	3- 0				
6- 2	1- 2	2- 0	HOME	1- 0	0- 0	2- 0				
4- 5	0- 3	0- 1	AWAY	2- 1	1- 0	1- 0				
0- 0	0- 0	0- 0	NEUTRAL	0- 0	0- 0	0- 0				

RPI 1-25				RPI 26-50				Team's RPI: 34				RPI 51-100				RPI 101+			
RPI	S	Opponent	Score	RPI	S	Opponent	Score	RPI	S	Opponent	Score	RPI	S	Opponent	Score	RPI	S	Opponent	Score
3	A	Maryland	55 70	28	N	Florida St.	69 79	84	A	Minnesota	77 52	102	N	Kent St.	88 53				
3	H	Maryland	49 77	36	H	Bradley	77 57	85	A	Michigan St.	65 57	112	H	Notre Dame	72 76				
7	A	Northwestern	73 81	40	H	Purdue	66 63	85	H	Michigan St.	89 69	145	A	Wisconsin	68 56				
7	H	Northwestern	60 66	45	A	Rutgers	41 62	90	A	Nebraska	71 74	146	H	Western Mich.	76 55				
10	H	Iowa	78 63	45	H	Rutgers	71 57	98	H	Syracuse	84 76	157	A	Akron	80 71				
24	A	Ohio St.	69 78									172	A	Eastern Mich.	57 38				

Average RPI Win:	152	WON-LOST	WINNING	LAST 10	STRENGTH OF	OPP. STRENGTH	TEAM	ADJ.	CONF.	ADJ CONF.
Average RPI Loss:	45	RECORD	PCT. RANK	GAMES	SCHEDULE	OF SCHEDULE	RPI	RPI	RPI	RPI
DIV. I ONLY	15- 13	160	4-6	51	10	85	85	2	2	
DIV. I NON-CONF.	7- 4	100	0	269	53	164	164	2	2	
TOTALS	RPI 1-25	RPI 26-50	W-L RECORDS	RPI 51-100	RPI 101-150	RPI 150+				
15- 13	1- 5	3- 5	OVERALL	3- 2	2- 0	6- 1				
10- 3	1- 1	1- 2	HOME	2- 0	1- 0	5- 0				
4- 7	0- 4	2- 2	AWAY	0- 0	1- 0	1- 1				
1- 3	0- 0	0- 1	NEUTRAL	1- 2	0- 0	0- 0				
7- 4	0- 0	0- 2	NON-CONFERENCE	1- 2	1- 0	5- 0				
5- 0	0- 0	0- 0	HOME	0- 0	0- 0	5- 0				
1- 1	0- 0	0- 1	AWAY	0- 0	1- 0	0- 0				
1- 3	0- 0	0- 1	NEUTRAL	1- 2	0- 0	0- 0				
8- 9	1- 5	3- 3	CONFERENCE	2- 0	1- 0	1- 1				
5- 3	1- 1	1- 2	HOME	2- 0	1- 0	0- 0				
3- 6	0- 4	2- 1	AWAY	0- 0	0- 0	1- 1				
0- 0	0- 0	0- 0	NEUTRAL	0- 0	0- 0	0- 0				

RPI 1-25				RPI 26-50				RPI 51-100				Team's RPI: 85	RPI 101+			
RPI	S	Opponent	Score	RPI	S	Opponent	Score	RPI	S	Opponent	Score		RPI	S	Opponent	Score
3	A	Maryland	53 94	28	A	Florida St.	68 78	60	N	West Virginia	57 63		112	A	Notre Dame	72 69
7	A	Northwestern	55 85	33	N	LSU	56 58	84	H	Minnesota	66 54		145	H	Wisconsin	69 52
7	H	Northwestern	48 76	34	A	Michigan	69 89	90	H	Nebraska	78 70		172	H	Eastern Mich.	85 50
10	A	Iowa	57 74	34	H	Michigan	57 65	92	N	Kansas St.	65 60		201	A	Illinois	72 58
17	A	Indiana	67 79	40	A	Purdue	65 63	98	N	Syracuse	63 77		209	A	Penn St.	73 86
24	H	Ohio St.	68 65	40	H	Purdue	66 76						276	H	Morehead St.	93 48
				45	A	Rutgers	66 55						279	H	Oakland	76 56
				45	H	Rutgers	57 53						333	H	Detroit Mercy	110 52
													345	H	Hartford	79 34
LAST 10 Division I																
				201	A	Illinois	72 58	7	A	Northwestern	55 85					
				34	H	Michigan	57 65	3	A	Maryland	53 94					
				40	A	Purdue	65 63	40	H	Purdue	66 76					
				84	H	Minnesota	66 54	10	A	Iowa	57 74					
				45	H	Rutgers	57 53	7	H	Northwestern	48 76					

Non-Div I Games:

Michigan St.



## Middle Tenn.

Through Games Of Feb. 27, 2020

Average RPI Win:	190	WON-LOST	WINNING	LAST 10	STRENGTH OF	OPP. STRENGTH	TEAM	ADJ.	CONF.	ADJ CONF.
Average RPI Loss:	69	RECORD	PCT. RANK	GAMES	SCHEDULE	OF SCHEDULE	RPI	RPI	RPI	RPI
DIV. I ONLY	18- 9	72	7-3	65	106	57	57	13	13	
DIV. I NON-CONF.	8- 4	90	0	40	23	51	51	16	16	
TOTALS	RPI 1-25	RPI 26-50	W-L RECORDS	RPI 51-100	RPI 101-150	RPI 150+				
18- 9	1- 3	1- 2	OVERALL	0- 2	3- 1	13- 1				
10- 3	1- 2	1- 0	HOME	0- 0	1- 1	7- 0				
7- 4	0- 0	0- 1	AWAY	0- 2	1- 0	6- 1				
1- 2	0- 1	0- 1	NEUTRAL	0- 0	1- 0	0- 0				
8- 4	1- 2	0- 1	NON-CONFERENCE	0- 1	2- 0	5- 0				
5- 1	1- 1	0- 0	HOME	0- 0	1- 0	3- 0				
2- 1	0- 0	0- 0	AWAY	0- 1	0- 0	2- 0				
1- 2	0- 1	0- 1	NEUTRAL	0- 0	1- 0	0- 0				
10- 5	0- 1	1- 1	CONFERENCE	0- 1	1- 1	8- 1				
5- 2	0- 1	1- 0	HOME	0- 0	0- 1	4- 0				
5- 3	0- 0	0- 1	AWAY	0- 1	1- 0	4- 1				
0- 0	0- 0	0- 0	NEUTRAL	0- 0	0- 0	0- 0				

RPI 1-25			RPI 26-50			RPI 51-100			Team's RPI: 57	RPI 101+		
RPI	S	Opponent	Score	RPI	S	Opponent	Score	RPI	S	Opponent	Score	
13	N	Gonzaga	50 62	27	N	Arizona St.	60 61	51	A	Belmont	57 68	105 H VCU 86 63
19	H	TCU	82 70	31	A	Western Ky.	63 71	65	A	Rice	60 77	106 N Auburn 73 50
21	H	Kentucky	52 67	49	H	Charlotte	83 59					119 A UAB 62 52
25	H	Old Dominion	56 67									119 H UAB 59 61
												159 A Tulane 64 62
												192 H Fla. Atlantic 81 66
												202 A Southern Miss. 77 69
												205 H Tennessee Tech 64 58
												214 H Furman 78 62
												221 A UTEP 92 80
												221 H UTEP 76 60
												233 A Marshall 75 55
												247 A East Carolina 68 66
												254 H Lipscomb 70 49
												260 A North Texas 80 60
												265 A Louisiana Tech 60 78
												303 H FIU 72 56
												310 H UTSA 69 48
LAST 10 Division I												
221	A	UTEP	92 80	310	H	UTSA	69 48					
119	H	UAB	59 61	221	H	UTEP	76 60					
119	A	UAB	62 52	202	A	Southern Miss.	77 69					
65	A	Rice	60 77	265	A	Louisiana Tech	60 78					
260	A	North Texas	80 60	303	H	FIU	72 56					

Non-Div I Games:

Middle Tenn.

■ Loss, 
 ■ Non-Conf, 
 ■ S Site, 
 ■ H Home 
 ■ A Away 
 N Neutral

Average RPI Win:	257	WON-LOST	WINNING	LAST 10	STRENGTH OF	OPP. STRENGTH	TEAM	ADJ.	CONF.	ADJ CONF.
Average RPI Loss:	135	RECORD	PCT. RANK	GAMES	SCHEDULE	OF SCHEDULE	RPI	RPI	RPI	RPI
DIV. I ONLY	12- 15	209	7-3	231	196	229	229	22	22	
DIV. I NON-CONF.	2- 8	295	0	182	56	302	302	21	21	
TOTALS	RPI 1-25	RPI 26-50	W-L RECORDS	RPI 51-100	RPI 101-150	RPI 150+				
12- 15	0- 1	0- 2	OVERALL	0- 3	3- 3	9- 6				
8- 5	0- 0	0- 1	HOME	0- 1	2- 0	6- 3				
4- 10	0- 1	0- 1	AWAY	0- 2	1- 3	3- 3				
0- 0	0- 0	0- 0	NEUTRAL	0- 0	0- 0	0- 0				
2- 8	0- 1	0- 2	NON-CONFERENCE	0- 1	0- 2	2- 2				
2- 3	0- 0	0- 1	HOME	0- 0	0- 0	2- 2				
0- 5	0- 1	0- 1	AWAY	0- 1	0- 2	0- 0				
0- 0	0- 0	0- 0	NEUTRAL	0- 0	0- 0	0- 0				
10- 7	0- 0	0- 0	CONFERENCE	0- 2	3- 1	7- 4				
6- 2	0- 0	0- 0	HOME	0- 1	2- 0	4- 1				
4- 5	0- 0	0- 0	AWAY	0- 1	1- 1	3- 3				
0- 0	0- 0	0- 0	NEUTRAL	0- 0	0- 0	0- 0				

RPI 1-25				RPI 26-50				RPI 51-100				RPI 101+ Team's RPI: 229			
RPI	S	Opponent	Score	RPI	S	Opponent	Score	RPI	S	Opponent	Score	RPI	S	Opponent	Score
20	A	DePaul	65 94	37	H	Marquette	56 78	64	A	IUPUI	53 60	117	A	Green Bay	48 61
				40	A	Purdue	55 68	64	H	IUPUI	52 75	117	H	Green Bay	65 60
								84	A	Minnesota	61 77	128	A	Columbia	46 74
												145	A	Wisconsin	40 71
												150	A	Wright St.	77 67
												150	H	Wright St.	60 58
												181	H	Northern Ill.	78 65
												184	A	Northern Ky.	37 61
												184	H	Northern Ky.	49 61
												200	A	Cleveland St.	49 58
												230	H	North Dakota	58 66
												251	H	Bowling Green	51 63
												259	A	Youngstown St.	74 62
												259	H	Youngstown St.	59 54
												279	A	Oakland	62 78
												279	H	Oakland	74 67
												333	A	Detroit Mercy	63 48
												333	H	Detroit Mercy	76 51
												335	H	Ark.-Pine Bluff	69 55
												342	A	UIC	66 60
												342	H	UIC	71 55
LAST 10 Division I															
259	H	Youngstown St.	59 54	117	H	Green Bay	65 60								
342	A	UIC	66 60	150	A	Wright St.	77 67								
64	A	IUPUI	53 60	184	A	Northern Ky.	37 61								
333	H	Detroit Mercy	76 51	259	A	Youngstown St.	74 62								
279	H	Oakland	74 67	200	A	Cleveland St.	49 58								

Non-Div I Games: Wis.-Parkside 84 77

Milwaukee

■ Loss, 
 ■ Non-Conf, S Site, 
 ■ Home 
 ■ Away 
 N Neutral

Average RPI Win:	148	WON-LOST	WINNING	LAST 10	STRENGTH OF	OPP. STRENGTH	TEAM	ADJ.	CONF.	ADJ CONF.
Average RPI Loss:	52	RECORD	PCT. RANK	GAMES	SCHEDULE	OF SCHEDULE	RPI	RPI	RPI	RPI
DIV. I ONLY	15- 13	160	3-7	38	23	84	84	2	2	
DIV. I NON-CONF.	10- 1	20	0	90	162	26	26	2	2	
TOTALS	RPI 1-25	RPI 26-50	W-L RECORDS	RPI 51-100	RPI 101-150	RPI 150+				
15- 13	0- 8	3- 1	OVERALL	2- 2	4- 1	6- 1				
9- 7	0- 5	2- 1	HOME	2- 0	1- 1	4- 0				
6- 6	0- 3	1- 0	AWAY	0- 2	3- 0	2- 1				
0- 0	0- 0	0- 0	NEUTRAL	0- 0	0- 0	0- 0				
10- 1	0- 1	1- 0	NON-CONFERENCE	1- 0	3- 0	5- 0				
7- 1	0- 1	1- 0	HOME	1- 0	1- 0	4- 0				
3- 0	0- 0	0- 0	AWAY	0- 0	2- 0	1- 0				
0- 0	0- 0	0- 0	NEUTRAL	0- 0	0- 0	0- 0				
5- 12	0- 7	2- 1	CONFERENCE	1- 2	1- 1	1- 1				
2- 6	0- 4	1- 1	HOME	1- 0	0- 1	0- 0				
3- 6	0- 3	1- 0	AWAY	0- 2	1- 0	1- 1				
0- 0	0- 0	0- 0	NEUTRAL	0- 0	0- 0	0- 0				

RPI 1-25				RPI 26-50				RPI 51-100				Team's RPI: 84	RPI 101+			
RPI	S	Opponent	Score	RPI	S	Opponent	Score	RPI	S	Opponent	Score		RPI	S	Opponent	Score
7	H	Northwestern	54 56	27	H	Arizona St.	80 66	85	A	Michigan St.	54 66		112	A	Notre Dame	75 67
10	A	Iowa	82 90	34	H	Michigan	52 77	86	H	Montana St.	71 60		134	H	Lehigh	77 49
10	H	Iowa	75 76	40	A	Purdue	72 59	90	A	Nebraska	58 72		137	A	George Washington	83 50
14	H	Missouri St.	69 77	45	H	Rutgers	73 71	90	H	Nebraska	67 61		145	A	Wisconsin	73 64
17	A	Indiana	52 65										145	H	Wisconsin	62 72
17	H	Indiana	69 75										163	H	UC Davis	76 67
24	A	Ohio St.	76 99										189	A	American	70 53
24	H	Ohio St.	63 66										201	A	Illinois	71 74
													209	A	Penn St.	81 74
													229	H	Milwaukee	77 61
													297	H	Vermont	90 58
													324	H	Bryant	101 56
LAST 10 Division I																
10	A	Iowa	82 90	145	A	Wisconsin	73 64									
17	H	Indiana	69 75	45	H	Rutgers	73 71									
85	A	Michigan St.	54 66	90	H	Nebraska	67 61									
24	A	Ohio St.	76 99	17	A	Indiana	52 65									
34	H	Michigan	52 77	145	H	Wisconsin	62 72									

Non-Div I Games:

Minnesota

■ Loss, 
■ Non-Conf, S Site, 
■ Home 
■ Away 
N Neutral

## Mississippi St.

Through Games Of Feb. 27, 2020

Average RPI Win:	115	WON-LOST	WINNING	LAST 10	STRENGTH OF	OPP. STRENGTH	TEAM	ADJ.	CONF.	ADJ CONF.
Average RPI Loss:	29	RECORD	PCT. RANK	GAMES	SCHEDULE	OF SCHEDULE	RPI	RPI	RPI	RPI
DIV. I ONLY	24- 5	25	8-2	17	28	12	12	4	4	
DIV. I NON-CONF.	12- 2	28	0	31	76	12	12	5	5	
TOTALS	RPI 1-25	RPI 26-50	W-L RECORDS	RPI 51-100	RPI 101-150	RPI 150+				
24- 5	1- 3	4- 0	OVERALL	6- 2	5- 0	8- 0				
12- 2	1- 0	3- 0	HOME	2- 2	2- 0	4- 0				
8- 2	0- 2	1- 0	AWAY	2- 0	2- 0	3- 0				
4- 1	0- 1	0- 0	NEUTRAL	2- 0	1- 0	1- 0				
12- 2	0- 1	2- 0	NON-CONFERENCE	3- 1	1- 0	6- 0				
5- 1	0- 0	1- 0	HOME	1- 1	0- 0	3- 0				
3- 0	0- 0	1- 0	AWAY	0- 0	0- 0	2- 0				
4- 1	0- 1	0- 0	NEUTRAL	2- 0	1- 0	1- 0				
12- 3	1- 2	2- 0	CONFERENCE	3- 1	4- 0	2- 0				
7- 1	1- 0	2- 0	HOME	1- 1	2- 0	1- 0				
5- 2	0- 2	0- 0	AWAY	2- 0	2- 0	1- 0				
0- 0	0- 0	0- 0	NEUTRAL	0- 0	0- 0	0- 0				

RPI	S	Opponent	Score	RPI	S	Opponent	Score	RPI	S	Opponent	Score	RPI	S	Opponent	Score
2	A	South Carolina	79 81	33	H	LSU	64 60	52	H	Alabama	64 66	106	A	Auburn	92 85
8	N	Stanford	62 67	37	A	Marquette	74 68	53	N	Virginia	72 59	106	H	Auburn	78 73
18	H	Texas A&M	69 57	39	H	Arkansas	92 83	55	H	UT Martin	82 46	117	N	Green Bay	83 58
21	A	Kentucky	62 73	47	H	Troy	122 82	59	A	Tennessee	72 55	118	A	Vanderbilt	68 52
								60	H	West Virginia	65 71	127	H	Florida	93 47
								69	A	Georgia	73 66	152	A	Jackson St.	92 53
								69	H	Georgia	67 53	161	A	Missouri	79 64
								72	N	South Fla.	86 61	195	H	Little Rock	89 50
												197	A	Louisiana	64 48
												202	H	Southern Miss.	91 58
												217	N	San Francisco	73 38
												226	H	Murray St.	124 43
												287	H	Ole Miss	80 39
LAST 10 Division I															
				39	H	Arkansas	92 83	59	A	Tennessee	72 55				
				52	H	Alabama	64 66	69	H	Georgia	67 53				
				106	A	Auburn	92 85	106	H	Auburn	78 73				
				21	A	Kentucky	62 73	287	H	Ole Miss	80 39				
				18	H	Texas A&M	69 57	118	A	Vanderbilt	68 52				

Non-Div I Games:

Mississippi St.

■ Loss, 
■ Non-Conf, 
■ S Site, 
■ H Home 
■ A Away 
N Neutral

Mississippi Valley				Through Games of Feb. 17, 1910						
Average RPI Win:	344	WON-LOST	WINNING	LAST 10	STRENGTH OF	OPP. STRENGTH	TEAM	ADJ.	CONF.	ADJ CONF.
Average RPI Loss:	251	RECORD	PCT. RANK	GAMES	SCHEDULE	OF SCHEDULE	RPI	RPI	RPI	RPI
DIV. I ONLY	2- 24	348	1-9	350	351	351	351	32	32	
DIV. I NON-CONF.	1- 10	329	0	335	337	350	350	31	31	
TOTALS	RPI 1-25		RPI 26-50	W-L RECORDS	RPI 51-100		RPI 101-150		RPI 150+	
2- 24	0- 0		0- 0	OVERALL	0- 0		0- 2		2- 22	
2- 10	0- 0		0- 0	HOME	0- 0		0- 1		2- 9	
0- 13	0- 0		0- 0	AWAY	0- 0		0- 1		0- 12	
0- 1	0- 0		0- 0	NEUTRAL	0- 0		0- 0		0- 1	
1- 10	0- 0		0- 0	NON-CONFERENCE	0- 0		0- 0		1- 10	
1- 2	0- 0		0- 0	HOME	0- 0		0- 0		1- 2	
0- 7	0- 0		0- 0	AWAY	0- 0		0- 0		0- 7	
0- 1	0- 0		0- 0	NEUTRAL	0- 0		0- 0		0- 1	
1- 14	0- 0		0- 0	CONFERENCE	0- 0		0- 2		1- 12	
1- 8	0- 0		0- 0	HOME	0- 0		0- 1		1- 7	
0- 6	0- 0		0- 0	AWAY	0- 0		0- 1		0- 5	
0- 0	0- 0		0- 0	NEUTRAL	0- 0		0- 0		0- 0	

[illegible]

Non-Div I Games:

Mississippi Val.

Loss, Non-Conf, S Site, H Home A Away N Neutral

Average RPI Win:	178	WON-LOST	WINNING	LAST 10	STRENGTH OF	OPP. STRENGTH	TEAM	ADJ.	CONF.	ADJ CONF.
Average RPI Loss:	78	RECORD	PCT. RANK	GAMES	SCHEDULE	OF SCHEDULE	RPI	RPI	RPI	RPI
DIV. I ONLY	8- 20	296	4-6	15	62	161	161	4	4	
DIV. I NON-CONF.	3- 10	282	0	43	130	234	234	5	5	
TOTALS	RPI 1-25	RPI 26-50	W-L RECORDS	RPI 51-100	RPI 101-150	RPI 150+				
8- 20	0- 6	1- 4	OVERALL	2- 3	1- 4	4- 3				
5- 10	0- 4	1- 1	HOME	1- 2	0- 2	3- 1				
3- 8	0- 2	0- 3	AWAY	1- 1	1- 1	1- 1				
0- 2	0- 0	0- 0	NEUTRAL	0- 0	0- 1	0- 1				
3- 10	0- 2	0- 1	NON-CONFERENCE	1- 2	0- 2	2- 3				
3- 4	0- 1	0- 0	HOME	1- 2	0- 0	2- 1				
0- 4	0- 1	0- 1	AWAY	0- 0	0- 1	0- 1				
0- 2	0- 0	0- 0	NEUTRAL	0- 0	0- 1	0- 1				
5- 10	0- 4	1- 3	CONFERENCE	1- 1	1- 2	2- 0				
2- 6	0- 3	1- 1	HOME	0- 0	0- 2	1- 0				
3- 4	0- 1	0- 2	AWAY	1- 1	1- 0	1- 0				
0- 0	0- 0	0- 0	NEUTRAL	0- 0	0- 0	0- 0				

RPI 1-25				RPI 26-50				RPI 51-100				RPI 101+ Team's RPI: 161			
RPI	S	Opponent	Score	RPI	S	Opponent	Score	RPI	S	Opponent	Score	RPI	S	Opponent	Score
2	H	South Carolina	45 78	32	A	South Dakota	56 72	59	A	Tennessee	66 77	106	H	Auburn	82 95
9	H	Princeton	33 68	33	A	LSU	58 66	69	A	Georgia	73 65	117	A	Green Bay	64 72
12	H	Mississippi St.	64 79	33	H	LSU	69 65	81	H	UNI	73 78	118	A	Vanderbilt	78 66
14	A	Missouri St.	72 79	39	A	Arkansas	73 90	89	H	Saint Louis	83 58	122	N	North Carolina	69 82
18	A	Texas A&M	53 72	39	H	Arkansas	81 85	90	H	Nebraska	85 90	127	H	Florida	67 75
21	H	Kentucky	47 62									201	H	Illinois	51 58
												203	H	Western Ill.	97 89
												210	A	UMKC	56 59
												219	N	New Mexico	68 71
												287	A	Ole Miss	71 57
												287	H	Ole Miss	82 67
												337	H	SIUE	68 51
LAST 10 Division I															
106	H	Auburn	82 95	69	A	Georgia	73 65								
287	H	Ole Miss	82 67	39	H	Arkansas	81 85								
118	A	Vanderbilt	78 66	21	H	Kentucky	47 62								
127	H	Florida	67 75	18	A	Texas A&M	53 72								
33	A	LSU	58 66	287	A	Ole Miss	71 57								

Non-Div I Games:

Missouri

■ Loss, 
■ Non-Conf, S Site, 
■ Home 
■ Away 
N Neutral

Average RPI Win:	136	WON-LOST	WINNING	LAST 10	STRENGTH OF	OPP. STRENGTH	TEAM	ADJ.	CONF.	ADJ CONF.
Average RPI Loss:	48	RECORD	PCT. RANK	GAMES	SCHEDULE	OF SCHEDULE	RPI	RPI	RPI	RPI
DIV. I ONLY	22- 4	19	9-1	52	72	14	14	8	8	
DIV. I NON-CONF.	9- 2	37	0	18	16	5	5	7	7	
TOTALS	RPI 1-25	RPI 26-50	W-L RECORDS	RPI 51-100	RPI 101-150	RPI 150+				
22- 4	0- 2	4- 0	OVERALL	7- 2	3- 0	8- 0				
12- 0	0- 0	2- 0	HOME	4- 0	0- 0	6- 0				
10- 4	0- 2	2- 0	AWAY	3- 2	3- 0	2- 0				
0- 0	0- 0	0- 0	NEUTRAL	0- 0	0- 0	0- 0				
9- 2	0- 2	1- 0	NON-CONFERENCE	3- 0	1- 0	4- 0				
5- 0	0- 0	0- 0	HOME	1- 0	0- 0	4- 0				
4- 2	0- 2	1- 0	AWAY	2- 0	1- 0	0- 0				
0- 0	0- 0	0- 0	NEUTRAL	0- 0	0- 0	0- 0				
13- 2	0- 0	3- 0	CONFERENCE	4- 2	2- 0	4- 0				
7- 0	0- 0	2- 0	HOME	3- 0	0- 0	2- 0				
6- 2	0- 0	1- 0	AWAY	1- 2	2- 0	2- 0				
0- 0	0- 0	0- 0	NEUTRAL	0- 0	0- 0	0- 0				

RPI 1-25				RPI 26-50				RPI 51-100				RPI 101+			
RPI	S	Opponent	Score	RPI	S	Opponent	Score	RPI	S	Opponent	Score	RPI	S	Opponent	Score
13	A	Gonzaga	52 64	29	A	Drake	89 83	63	A	Illinois St.	66 78	101	A	Boise St.	72 69
16	A	Oregon St.	69 80	29	H	Drake	69 67	63	H	Illinois St.	87 74	148	A	Loyola Chicago	74 72
				32	A	South Dakota	74 66	66	A	Oklahoma	96 90	149	A	Valparaiso	81 68
				36	H	Bradley	90 56	81	A	UNI	66 55	161	H	Missouri	79 72
								81	H	UNI	80 66	166	H	Wichita St.	68 55
								84	A	Minnesota	77 69	190	H	Santa Clara	71 64
								87	H	A&M-Corpus Christi	79 51	210	H	UMKC	83 58
								100	A	Southern Ill.	68 70	272	A	Indiana St.	76 55
								100	H	Southern Ill.	88 57	272	H	Indiana St.	82 58
												322	A	Evansville	81 55
												322	H	Evansville	76 62
LAST 10 Division I															
				63	A	Illinois St.	66 78	81	A	UNI	66 55				
				272	H	Indiana St.	82 58	63	H	Illinois St.	87 74				
				322	H	Evansville	76 62	36	H	Bradley	90 56				
				100	H	Southern Ill.	88 57	322	A	Evansville	81 55				
				29	A	Drake	89 83	272	A	Indiana St.	76 55				

Non-Div I Games: William Jewell 111 39

Missouri St.

■ Loss, 
 ■ Non-Conf, S Site, 
 ■ Home 
 ■ Away 
 N Neutral

Average RPI Win:	274	WON-LOST	WINNING	LAST 10	STRENGTH OF	OPP. STRENGTH	TEAM	ADJ.	CONF.	ADJ CONF.
Average RPI Loss:	180	RECORD	PCT. RANK	GAMES	SCHEDULE	OF SCHEDULE	RPI	RPI	RPI	RPI
DIV. I ONLY	8- 19	286	3-7	244	265	296	296	24	24	
DIV. I NON-CONF.	3- 6	235	0	117	193	183	183	25	25	
TOTALS	RPI 1-25	RPI 26-50	W-L RECORDS	RPI 51-100	RPI 101-150	RPI 150+				
8- 19	0- 2	0- 1	OVERALL	0- 3	0- 1	8- 12				
4- 7	0- 0	0- 0	HOME	0- 1	0- 0	4- 6				
3- 12	0- 2	0- 1	AWAY	0- 2	0- 1	3- 6				
1- 0	0- 0	0- 0	NEUTRAL	0- 0	0- 0	1- 0				
3- 6	0- 2	0- 1	NON-CONFERENCE	0- 0	0- 1	3- 2				
1- 1	0- 0	0- 0	HOME	0- 0	0- 0	1- 1				
1- 5	0- 2	0- 1	AWAY	0- 0	0- 1	1- 1				
1- 0	0- 0	0- 0	NEUTRAL	0- 0	0- 0	1- 0				
5- 13	0- 0	0- 0	CONFERENCE	0- 3	0- 0	5- 10				
3- 6	0- 0	0- 0	HOME	0- 1	0- 0	3- 5				
2- 7	0- 0	0- 0	AWAY	0- 2	0- 0	2- 5				
0- 0	0- 0	0- 0	NEUTRAL	0- 0	0- 0	0- 0				

RPI S	Opponent	Score	RPI S	Opponent	Score	RPI S	Opponent	Score	RPI S	Opponent	Score	Team's RPI: 296
9	A Princeton	40 52	50	A Bucknell	37 71	58	A Marist	66 76	115	A San Diego	49 57	
22	A Arizona	34 86				58	H Marist	53 74	168	H Lafayette	52 44	
						83	A Rider	25 48	171	H Providence	52 68	
									187	A Quinnipiac	53 60	
									187	H Quinnipiac	45 52	
									206	H Manhattan	62 60	
									228	A Iona	56 50	
									228	H Iona	33 36	
									231	A Fairfield	38 49	
									231	H Fairfield	39 40	
									261	A Loyola Maryland	48 64	
									283	A Niagara	61 62	
									283	H Niagara	70 73	
									284	A Siena	39 51	
									284	H Siena	49 43	
									321	A Albany (NY)	53 41	
									323	A Saint Peter's	81 67	
									323	H Saint Peter's	59 57	
									338	N Purdue Fort Wayne	60 46	
									339	A Canisius	53 54	
									339	H Canisius	62 71	
LAST 10 Division I												
284	H Siena	49 43	323	H Saint Peter's	59 57							
339	A Canisius	53 54	187	H Quinnipiac	45 52							
283	A Niagara	61 62	83	A Rider	25 48							
231	H Fairfield	39 40	58	H Marist	53 74							
228	A Iona	56 50	284	A Siena	39 51							

Non-Div I Games:

Monmouth



Montana

Through Games Of Feb. 27, 2020

Average RPI Win: <b>243</b>	WON-LOST	WINNING	LAST 10	STRENGTH OF	OPP. STRENGTH	TEAM	ADJ.	CONF.	ADJ CONF.
Average RPI Loss: <b>125</b>	RECORD	PCT. RANK	GAMES	SCHEDULE	OF SCHEDULE	RPI	RPI	RPI	RPI
DIV. I ONLY	13- 11	152	6-4	155	239	154	154	18	18
DIV. I NON-CONF.	3- 4	201	0	12	310	101	101	17	17
TOTALS	RPI 1-25	RPI 26-50	W-L RECORDS	RPI 51-100	RPI 101-150	RPI 150+			
13- 11	0- 1	0- 1	OVERALL	0- 3	1- 1	12- 5			
7- 5	0- 1	0- 0	HOME	0- 2	1- 0	6- 2			
6- 5	0- 0	0- 1	AWAY	0- 1	0- 1	6- 2			
0- 1	0- 0	0- 0	NEUTRAL	0- 0	0- 0	0- 1			
3- 4	0- 1	0- 1	NON-CONFERENCE	0- 1	0- 0	3- 1			
1- 2	0- 1	0- 0	HOME	0- 1	0- 0	1- 0			
2- 1	0- 0	0- 1	AWAY	0- 0	0- 0	2- 0			
0- 1	0- 0	0- 0	NEUTRAL	0- 0	0- 0	0- 1			
10- 7	0- 0	0- 0	CONFERENCE	0- 2	1- 1	9- 4			
6- 3	0- 0	0- 0	HOME	0- 1	1- 0	5- 2			
4- 4	0- 0	0- 0	AWAY	0- 1	0- 1	4- 2			
0- 0	0- 0	0- 0	NEUTRAL	0- 0	0- 0	0- 0			

RPI 1-25				RPI 26-50				RPI 51-100				RPI 101+ Team's RPI: 154			
RPI	S	Opponent	Score	RPI	S	Opponent	Score	RPI	S	Opponent	Score	RPI	S	Opponent	Score
22	H	Arizona	42 77	32	A	South Dakota	64 96	75	H	Fresno St.	63 76	120	A	Idaho	51 52
								86	A	Montana St.	78 92	120	H	Idaho	69 60
								86	H	Montana St.	61 66	162	A	Idaho St.	59 72
												162	H	Idaho St.	53 67
												169	A	Northern Ariz.	79 71
												169	H	Northern Ariz.	70 57
												176	H	Southern Utah	81 74
												190	N	Santa Clara	58 68
												218	A	Portland St.	65 78
												218	H	Portland St.	62 55
												220	A	Cal St. Fullerton	71 69
												224	H	Northern Colo.	58 67
												238	H	Grand Canyon	72 67
												298	A	Utah Valley	63 52
												302	A	Eastern Wash.	77 56
												302	H	Eastern Wash.	92 54
												304	A	Sacramento St.	64 60
												320	A	Weber St.	78 46
												320	H	Weber St.	85 57
LAST 10 Division I															
169	H	Northern Ariz.	70 57	302	A	Eastern Wash.	77 56								
86	A	Montana St.	78 92	86	H	Montana St.	61 66								
162	A	Idaho St.	59 72	218	H	Portland St.	62 55								
320	A	Weber St.	78 46	320	H	Weber St.	85 57								
120	H	Idaho	69 60	162	H	Idaho St.	53 67								

Non-Div I Games: Mont. St.-Northern 98 45 Mont. St. Billings 70 53

Montana

Loss, Non-Conf, S Site, H Home A Away N Neutral

Average RPI Win:	226	WON-LOST	WINNING	LAST 10	STRENGTH OF	OPP. STRENGTH	TEAM	ADJ.	CONF.	ADJ CONF.
Average RPI Loss:	79	RECORD	PCT. RANK	GAMES	SCHEDULE	OF SCHEDULE	RPI	RPI	RPI	RPI
DIV. I ONLY	18- 6	42	10-0	179	178	86	86	18	18	
DIV. I NON-CONF.	2- 5	259	0	14	78	132	132	17	17	
TOTALS	RPI 1-25	RPI 26-50	W-L RECORDS	RPI 51-100	RPI 101-150	RPI 150+				
18- 6	0- 2	0- 0	OVERALL	0- 2	1- 1	17- 1				
9- 2	0- 1	0- 0	HOME	0- 0	0- 1	9- 0				
9- 2	0- 0	0- 0	AWAY	0- 2	1- 0	8- 0				
0- 2	0- 1	0- 0	NEUTRAL	0- 0	0- 0	0- 1				
2- 5	0- 2	0- 0	NON-CONFERENCE	0- 2	0- 0	2- 1				
1- 1	0- 1	0- 0	HOME	0- 0	0- 0	1- 0				
1- 2	0- 0	0- 0	AWAY	0- 2	0- 0	1- 0				
0- 2	0- 1	0- 0	NEUTRAL	0- 0	0- 0	0- 1				
16- 1	0- 0	0- 0	CONFERENCE	0- 0	1- 1	15- 0				
8- 1	0- 0	0- 0	HOME	0- 0	0- 1	8- 0				
8- 0	0- 0	0- 0	AWAY	0- 0	1- 0	7- 0				
0- 0	0- 0	0- 0	NEUTRAL	0- 0	0- 0	0- 0				

RPI 1-25				RPI 26-50				RPI 51-100 Team's RPI: 86				RPI 101+			
RPI	S	Opponent	Score	RPI	S	Opponent	Score	RPI	S	Opponent	Score	RPI	S	Opponent	Score
13	H	Gonzaga	55 70					73	A	South Dakota St.	50 60	120	A	Idaho	62 56
18	N	Texas A&M	67 78					84	A	Minnesota	60 71	120	H	Idaho	68 69
												154	A	Montana	66 61
												154	H	Montana	92 78
												162	A	Idaho St.	74 55
												162	H	Idaho St.	67 59
												163	H	UC Davis	77 65
												166	N	Wichita St.	64 66
												169	A	Northern Ariz.	72 64
												176	H	Southern Utah	91 65
												218	A	Portland St.	73 62
												218	H	Portland St.	98 67
												224	H	Northern Colo.	91 58
												301	A	Seattle U	73 65
												302	A	Eastern Wash.	89 85
												302	H	Eastern Wash.	79 47
												304	A	Sacramento St.	85 48
												304	H	Sacramento St.	113 69
												320	A	Weber St.	102 67
												320	H	Weber St.	81 52
LAST 10 Division I															
304	H	Sacramento St.	113 69	302	H	Eastern Wash.	79 47								
154	H	Montana	92 78	120	A	Idaho	62 56								
218	H	Portland St.	98 67	154	A	Montana	66 61								
320	A	Weber St.	102 67	162	H	Idaho St.	67 59								
162	A	Idaho St.	74 55	320	H	Weber St.	81 52								

Non-Div I Games: Carroll (MT) 67 33 Mont. St.-Northern 93 34

Montana St.

Average RPI Win: <b>291</b>	WON-LOST	WINNING	LAST 10	STRENGTH OF	OPP. STRENGTH	TEAM	ADJ.	CONF.	ADJ CONF.
Average RPI Loss: <b>143</b>	RECORD	PCT. RANK	GAMES	SCHEDULE	OF SCHEDULE	RPI	RPI	RPI	RPI
DIV. I ONLY	8- 19	286	3-7	171	243	276	276	20	20
DIV. I NON-CONF.	2- 8	295	0	55	164	250	250	23	23
TOTALS	RPI 1-25	RPI 26-50	W-L RECORDS	RPI 51-100	RPI 101-150	RPI 150+			
8- 19	0- 2	0- 0	OVERALL	0- 5	0- 2	8- 10			
5- 8	0- 0	0- 0	HOME	0- 2	0- 1	5- 5			
3- 11	0- 2	0- 0	AWAY	0- 3	0- 1	3- 5			
0- 0	0- 0	0- 0	NEUTRAL	0- 0	0- 0	0- 0			
2- 8	0- 2	0- 0	NON-CONFERENCE	0- 2	0- 1	2- 3			
2- 2	0- 0	0- 0	HOME	0- 0	0- 0	2- 2			
0- 6	0- 2	0- 0	AWAY	0- 2	0- 1	0- 1			
0- 0	0- 0	0- 0	NEUTRAL	0- 0	0- 0	0- 0			
6- 11	0- 0	0- 0	CONFERENCE	0- 3	0- 1	6- 7			
3- 6	0- 0	0- 0	HOME	0- 2	0- 1	3- 3			
3- 5	0- 0	0- 0	AWAY	0- 1	0- 0	3- 4			
0- 0	0- 0	0- 0	NEUTRAL	0- 0	0- 0	0- 0			

RPI 1-25			RPI 26-50			RPI 51-100			RPI 101+ Team's RPI: 276		
RPI	S	Opponent	Score	RPI	S	Opponent	Score	RPI	S	Opponent	Score
4	A	Baylor	47 <b>94</b>					111	H	Southeast Mo. St.	61 <b>67</b>
21	A	Kentucky	54 <b>79</b>					149	A	Valparaiso	53 <b>55</b>
								156	H	N.C. A&T	56 <b>74</b>
								178	A	Austin Peay	65 <b>70</b>
								204	H	Radford	73 <b>62</b>
								205	A	Tennessee Tech	75 <b>82</b>
								205	H	Tennessee Tech	55 <b>75</b>
								207	A	Eastern Ill.	62 <b>67</b>
								207	H	Eastern Ill.	51 <b>57</b>
								213	H	Stetson	55 <b>58</b>
								226	A	Murray St.	75 <b>83</b>
								251	A	Bowling Green	65 <b>79</b>
								252	A	Jacksonville St.	69 55
								252	H	Jacksonville St.	67 48
								271	H	Saint Francis (PA)	65 54
								288	H	Eastern Ky.	47 <b>68</b>
								336	A	Tennessee St.	84 47
								336	H	Tennessee St.	69 60
								337	A	SIUE	63 55
								337	H	SIUE	75 69
LAST 10 Division I											
178	A	Austin Peay	65 <b>70</b>	207	A	Eastern Ill.	62 <b>67</b>				
336	H	Tennessee St.	69 60	337	A	SIUE	63 55				
51	H	Belmont	56 <b>63</b>	55	H	UT Martin	64 <b>82</b>				
226	A	Murray St.	75 <b>83</b>	111	H	Southeast Mo. St.	61 <b>67</b>				
288	H	Eastern Ky.	47 <b>68</b>	252	A	Jacksonville St.	69 55				

Non-Div I Games: Asbury 107 55 Midway 107 55

Morehead St.

Loss, Non-Conf, S Site, H Home A Away N Neutral

Average RPI Win:	284	WON-LOST	WINNING	LAST 10	STRENGTH OF	OPP. STRENGTH	TEAM	ADJ.	CONF.	ADJ CONF.
Average RPI Loss:	193	RECORD	PCT. RANK	GAMES	SCHEDULE	OF SCHEDULE	RPI	RPI	RPI	RPI
DIV. I ONLY	12- 13	189	8-2	339	307	241	241	29	29	
DIV. I NON-CONF.	2- 9	304	0	256	200	304	304	29	29	
TOTALS	RPI 1-25	RPI 26-50	W-L RECORDS	RPI 51-100	RPI 101-150	RPI 150+				
12- 13	0- 0	0- 2	OVERALL	0- 2	0- 1	12- 8				
6- 1	0- 0	0- 0	HOME	0- 0	0- 0	6- 1				
6- 10	0- 0	0- 2	AWAY	0- 1	0- 1	6- 6				
0- 2	0- 0	0- 0	NEUTRAL	0- 1	0- 0	0- 1				
2- 9	0- 0	0- 2	NON-CONFERENCE	0- 2	0- 0	2- 5				
1- 0	0- 0	0- 0	HOME	0- 0	0- 0	1- 0				
1- 7	0- 0	0- 2	AWAY	0- 1	0- 0	1- 4				
0- 2	0- 0	0- 0	NEUTRAL	0- 1	0- 0	0- 1				
10- 4	0- 0	0- 0	CONFERENCE	0- 0	0- 1	10- 3				
5- 1	0- 0	0- 0	HOME	0- 0	0- 0	5- 1				
5- 3	0- 0	0- 0	AWAY	0- 0	0- 1	5- 2				
0- 0	0- 0	0- 0	NEUTRAL	0- 0	0- 0	0- 0				

RPI S	Opponent	Score	RPI S	Opponent	Score	RPI S	Opponent	Score	RPI S	Opponent	Score	Team's RPI: 241
34	A Michigan	48 80	79	N Stony Brook	56 63	108	A Bethune-Cookman	65 74				
37	A Marquette	48 70	90	A Nebraska	55 78	156	H N.C. A&T	42 38				
						157	N Akron	45 52				
						180	A Norfolk St.	57 64				
						233	A Marshall	57 52				
						249	A Howard	68 52				
						249	H Howard	74 67				
						255	H Texas St.	72 62				
						263	A Delaware St.	61 69				
						263	H Delaware St.	61 41				
						286	A UMBC	63 65				
						307	H N.C. Central	86 79				
						312	A Omaha	64 70				
						319	A Hofstra	39 51				
						323	A Saint Peter's	77 78				
						325	A UMES	55 44				
						325	H UMES	61 71				
						331	A Coppin St.	47 42				
						341	A Florida A&M	59 47				
						350	A South Carolina St.	60 47				
						350	H South Carolina St.	77 47				
LAST 10 Division I												
263	H Delaware St.	61 41	249	A Howard	68 52							
350	A South Carolina St.	60 47	325	A UMES	55 44							
180	A Norfolk St.	57 64	331	A Coppin St.	47 42							
307	H N.C. Central	86 79	156	H N.C. A&T	42 38							
325	H UMES	61 71	249	H Howard	74 67							

Non-Div I Games: Washington Adventist 84 52 Notre Dame (MD) 113 34

Morgan St.

Loss, Non-Conf, S Site, H Home A Away N Neutral

Average RPI Win:	271	WON-LOST	WINNING	LAST 10	STRENGTH OF	OPP. STRENGTH	TEAM	ADJ.	CONF.	ADJ CONF.
Average RPI Loss:	150	RECORD	PCT. RANK	GAMES	SCHEDULE	OF SCHEDULE	RPI	RPI	RPI	RPI
DIV. I ONLY	17- 9	77	9-1	269	285	140	140	30	30	
DIV. I NON-CONF.	4- 7	225	0	116	101	179	179	30	30	
TOTALS	RPI 1-25	RPI 26-50	W-L RECORDS	RPI 51-100	RPI 101-150	RPI 150+				
17- 9	0- 3	0- 0	OVERALL	0- 0	2- 2	15- 4				
8- 2	0- 0	0- 0	HOME	0- 0	0- 1	8- 1				
8- 6	0- 3	0- 0	AWAY	0- 0	1- 0	7- 3				
1- 1	0- 0	0- 0	NEUTRAL	0- 0	1- 1	0- 0				
4- 7	0- 3	0- 0	NON-CONFERENCE	0- 0	1- 2	3- 2				
2- 1	0- 0	0- 0	HOME	0- 0	0- 1	2- 0				
1- 5	0- 3	0- 0	AWAY	0- 0	0- 0	1- 2				
1- 1	0- 0	0- 0	NEUTRAL	0- 0	1- 1	0- 0				
13- 2	0- 0	0- 0	CONFERENCE	0- 0	1- 0	12- 2				
6- 1	0- 0	0- 0	HOME	0- 0	0- 0	6- 1				
7- 1	0- 0	0- 0	AWAY	0- 0	1- 0	6- 1				
0- 0	0- 0	0- 0	NEUTRAL	0- 0	0- 0	0- 0				

RPI 1-25				RPI 26-50				RPI 51-100				RPI 101+ Team's RPI: 140			
RPI	S	Opponent	Score	RPI	S	Opponent	Score	RPI	S	Opponent	Score	RPI	S	Opponent	Score
17	A	Indiana	52 75									123	N	Richmond	75 67
21	A	Kentucky	44 67									132	A	Robert Morris	62 59
25	A	Old Dominion	34 85									134	H	Lehigh	65 66
												143	N	Hampton	60 68
												177	A	Towson	57 73
												186	A	Merrimack	55 76
												186	H	Merrimack	62 53
												204	A	Radford	75 58
												261	H	Loyola Maryland	81 75
												271	H	Saint Francis (PA)	68 44
												281	A	Wagner	67 52
												281	H	Wagner	78 63
												286	H	UMBC	71 61
												312	A	Sacred Heart	67 58
												314	A	St. Francis Brooklyn	67 62
												314	H	St. Francis Brooklyn	69 60
												317	A	Fairleigh Dickinson	69 61
												324	A	Bryant	76 70
												324	H	Bryant	67 72
												325	A	UMES	76 78
												330	A	LIU Brooklyn	77 57
												330	H	LIU Brooklyn	75 57
												349	H	Central Conn. St.	72 64
LAST 10 Division I															
186	H	Merrimack	62 53	314	A	St. Francis Brooklyn	67 62								
132	A	Robert Morris	62 59	312	A	Sacred Heart	67 58								
281	A	Wagner	67 52	317	A	Fairleigh Dickinson	69 61								
271	H	Saint Francis (PA)	68 44	324	H	Bryant	67 72								
330	A	LIU Brooklyn	77 57	314	H	St. Francis Brooklyn	69 60								

Non-Div I Games: Frostburg St. 94 40

Mt. St. Mary's

Loss, Non-Conf, S Site, H Home A Away N Neutral

Average RPI Win:	279	WON-LOST	WINNING	LAST 10	STRENGTH OF	OPP. STRENGTH	TEAM	ADJ.	CONF.	ADJ CONF.
Average RPI Loss:	127	RECORD	PCT. RANK	GAMES	SCHEDULE	OF SCHEDULE	RPI	RPI	RPI	RPI
DIV. I ONLY	12- 14	199	6-4	274	200	226	226	20	20	
DIV. I NON-CONF.	5- 4	140	0	316	73	188	188	23	23	
TOTALS	RPI 1-25	RPI 26-50	W-L RECORDS	RPI 51-100	RPI 101-150	RPI 150+				
12- 14	0- 2	0- 0	OVERALL	0- 5	1- 1	11- 6				
8- 3	0- 0	0- 0	HOME	0- 2	1- 0	7- 1				
4- 11	0- 2	0- 0	AWAY	0- 3	0- 1	4- 5				
0- 0	0- 0	0- 0	NEUTRAL	0- 0	0- 0	0- 0				
5- 4	0- 2	0- 0	NON-CONFERENCE	0- 1	0- 0	5- 1				
2- 1	0- 0	0- 0	HOME	0- 0	0- 0	2- 1				
3- 3	0- 2	0- 0	AWAY	0- 1	0- 0	3- 0				
0- 0	0- 0	0- 0	NEUTRAL	0- 0	0- 0	0- 0				
7- 10	0- 0	0- 0	CONFERENCE	0- 4	1- 1	6- 5				
6- 2	0- 0	0- 0	HOME	0- 2	1- 0	5- 0				
1- 8	0- 0	0- 0	AWAY	0- 2	0- 1	1- 5				
0- 0	0- 0	0- 0	NEUTRAL	0- 0	0- 0	0- 0				

RPI 1-25				RPI 26-50				RPI 51-100				RPI 101+ Team's RPI: 226			
RPI	S	Opponent	Score	RPI	S	Opponent	Score	RPI	S	Opponent	Score	RPI	S	Opponent	Score
6	A	Louisville	40 76					51	A	Belmont	53 70	111	A	Southeast Mo. St.	73 88
12	A	Mississippi St.	43 124					51	H	Belmont	56 86	111	H	Southeast Mo. St.	70 62
								55	A	UT Martin	56 98	160	H	Samford	56 84
								55	H	UT Martin	64 89	178	A	Austin Peay	61 69
								100	A	Southern Ill.	66 76	205	A	Tennessee Tech	72 77
												207	A	Eastern Ill.	46 66
												207	H	Eastern Ill.	92 87
												252	A	Jacksonville St.	51 68
												254	A	Lipscomb	67 57
												257	H	Arkansas St.	77 62
												272	H	Indiana St.	70 62
												276	H	Morehead St.	83 75
												288	H	Eastern Ky.	66 65
												322	A	Evansville	61 59
												336	A	Tennessee St.	81 96
												336	H	Tennessee St.	100 62
												337	A	SIUE	70 61
												337	H	SIUE	74 60
												351	A	Mississippi Val.	72 66
LAST 10 Division I															
288	H	Eastern Ky.	66 65	336	A	Tennessee St.	81 96								
337	A	SIUE	70 61	51	A	Belmont	53 70								
207	A	Eastern Ill.	46 66	337	H	SIUE	74 60								
276	H	Morehead St.	83 75	207	H	Eastern Ill.	92 87								
178	A	Austin Peay	61 69	336	H	Tennessee St.	100 62								

Non-Div I Games: Cumberland (TN) 93 60 Christian Bros. 95 59

Murray St.

■ Loss, 
 ■ Non-Conf, S Site, 
 ■ Home 
 ■ Away 
 N Neutral

Average RPI Win:	266	WON-LOST	WINNING	LAST 10	STRENGTH OF	OPP. STRENGTH	TEAM	ADJ.	CONF.	ADJ CONF.
Average RPI Loss:	139	RECORD	PCT. RANK	GAMES	SCHEDULE	OF SCHEDULE	RPI	RPI	RPI	RPI
DIV. I ONLY	16- 8	72	6-4	314	249	156	156	29	29	
DIV. I NON-CONF.	6- 4	123	0	197	52	97	97	29	29	
TOTALS	RPI 1-25	RPI 26-50	W-L RECORDS	RPI 51-100	RPI 101-150	RPI 150+				
16- 8	0- 1	0- 0	OVERALL	0- 2	2- 2	14- 3				
8- 2	0- 0	0- 0	HOME	0- 0	1- 1	7- 1				
7- 5	0- 1	0- 0	AWAY	0- 1	1- 1	6- 2				
1- 1	0- 0	0- 0	NEUTRAL	0- 1	0- 0	1- 0				
6- 4	0- 1	0- 0	NON-CONFERENCE	0- 2	2- 0	4- 1				
2- 0	0- 0	0- 0	HOME	0- 0	1- 0	1- 0				
3- 3	0- 1	0- 0	AWAY	0- 1	1- 0	2- 1				
1- 1	0- 0	0- 0	NEUTRAL	0- 1	0- 0	1- 0				
10- 4	0- 0	0- 0	CONFERENCE	0- 0	0- 2	10- 2				
6- 2	0- 0	0- 0	HOME	0- 0	0- 1	6- 1				
4- 2	0- 0	0- 0	AWAY	0- 0	0- 1	4- 1				
0- 0	0- 0	0- 0	NEUTRAL	0- 0	0- 0	0- 0				

RPI 1-25				RPI 26-50				RPI 51-100				RPI 101+ Team's RPI: 156			
RPI	S	Opponent	Score	RPI	S	Opponent	Score	RPI	S	Opponent	Score	RPI	S	Opponent	Score
23	A	NC State	44 80					69	A	Georgia	54 72	105	A	VCU	69 58
								96	N	Miami (FL)	67 68	108	A	Bethune-Cookman	50 70
												108	H	Bethune-Cookman	58 69
												141	H	UNC Greensboro	57 48
												157	A	Akron	52 64
												180	H	Norfolk St.	53 39
												222	A	Clemson	82 74
												241	A	Morgan St.	38 42
												249	H	Howard	60 55
												257	N	Arkansas St.	55 50
												263	A	Delaware St.	69 45
												263	H	Delaware St.	58 53
												276	A	Morehead St.	74 56
												289	H	ETSU	80 69
												307	H	N.C. Central	80 86
												325	A	UMES	67 31
												325	H	UMES	72 57
												331	A	Coppin St.	84 38
												341	A	Florida A&M	66 49
												341	H	Florida A&M	71 44
												350	H	South Carolina St.	66 55
LAST 10 Division I															
325	H	UMES	72 57	350	H	South Carolina St.	66 55	180	H	Norfolk St.	53 39				
249	H	Howard	60 55					263	H	Delaware St.	58 53				
307	H	N.C. Central	80 86					108	H	Bethune-Cookman	58 69				
341	A	Florida A&M	66 49					241	A	Morgan St.	38 42				
108	A	Bethune-Cookman	50 70												

Non-Div I Games: Saint Augustine's 75 44 Johnson &amp; Wales (NC121 61

N.C. A&amp;T

Loss, Non-Conf, S Site, H Home A Away N Neutral

N.C. Central

Through Games Of Feb. 27, 2020

Average RPI Win:	282	WON-LOST	WINNING	LAST 10	STRENGTH OF	OPP. STRENGTH	TEAM	ADJ.	CONF.	ADJ CONF.
Average RPI Loss:	206	RECORD	PCT. RANK	GAMES	SCHEDULE	OF SCHEDULE	RPI	RPI	RPI	RPI
DIV. I ONLY	9- 15	251	6-4	343	288	307	307	29	29	
DIV. I NON-CONF.	2- 9	304	0	265	210	317	317	29	29	
TOTALS	RPI 1-25	RPI 26-50	W-L RECORDS	RPI 51-100	RPI 101-150	RPI 150+				
9- 15	0- 1	0- 0	OVERALL	0- 0	1- 3	8- 11				
5- 5	0- 0	0- 0	HOME	0- 0	1- 0	4- 5				
4- 9	0- 1	0- 0	AWAY	0- 0	0- 3	4- 5				
0- 1	0- 0	0- 0	NEUTRAL	0- 0	0- 0	0- 1				
2- 9	0- 1	0- 0	NON-CONFERENCE	0- 0	1- 2	1- 6				
1- 3	0- 0	0- 0	HOME	0- 0	1- 0	0- 3				
1- 5	0- 1	0- 0	AWAY	0- 0	0- 2	1- 2				
0- 1	0- 0	0- 0	NEUTRAL	0- 0	0- 0	0- 1				
7- 6	0- 0	0- 0	CONFERENCE	0- 0	0- 1	7- 5				
4- 2	0- 0	0- 0	HOME	0- 0	0- 0	4- 2				
3- 4	0- 0	0- 0	AWAY	0- 0	0- 1	3- 3				
0- 0	0- 0	0- 0	NEUTRAL	0- 0	0- 0	0- 0				

RPI 1-25				RPI 26-50				RPI 51-100				RPI 101+ Team's RPI: 307			
RPI	S	Opponent	Score	RPI	S	Opponent	Score	RPI	S	Opponent	Score	RPI	S	Opponent	Score
10	A	Iowa	50 102									108	A	Bethune-Cookman	52 73
												116	H	Campbell	67 64
												122	A	North Carolina	53 92
												135	A	California	69 90
												156	A	N.C. A&T	86 80
												175	H	High Point	58 78
												180	H	Norfolk St.	75 83
												209	N	Penn St.	68 92
												241	A	Morgan St.	79 86
												244	A	CSU Bakersfield	71 80
												249	H	Howard	89 71
												253	H	Winthrop	46 56
												263	A	Delaware St.	54 64
												263	H	Delaware St.	60 64
												264	A	Col. of Charleston	78 85
												303	H	FIU	58 59
												325	A	UMES	63 65
												325	H	UMES	78 70
												330	A	LIU Brooklyn	61 59
												331	A	Coppin St.	58 44
												341	A	Florida A&M	71 70
												341	H	Florida A&M	66 57
												350	H	South Carolina St.	90 49
LAST 10 Division I															
249	H	Howard	89 71	180	H	Norfolk St.	75 83								
325	H	UMES	78 70	350	H	South Carolina St.	90 49								
156	A	N.C. A&T	86 80	263	H	Delaware St.	60 64								
241	A	Morgan St.	79 86	341	A	Florida A&M	71 70								
331	A	Coppin St.	58 44	108	A	Bethune-Cookman	52 73								

Non-Div I Games: Lincoln (PA) 53 68 Washington Adventis83 48

N.C. Central

Loss, Non-Conf, S Site, H Home A Away N Neutral



N  
C  
S  
t  
a  
t  
e

NC State				Through Games Of Feb. 27, 2020						
Average RPI Win:	136	WON-LOST	WINNING	LAST 10	STRENGTH OF	OPP. STRENGTH	TEAM	ADJ.	CONF.	ADJ CONF.
Average RPI Loss:	56	RECORD	PCT. RANK	GAMES	SCHEDULE	OF SCHEDULE	RPI	RPI	RPI	RPI
DIV. I ONLY		24- 4	14	7-3	76	42	23	23	5	5
DIV. I NON-CONF.		11- 0	1	0	177	79	19	19	4	4
<hr/>										
TOTALS	RPI 1-25	RPI 26-50		W-L RECORDS		RPI 51-100	RPI 101-150		RPI 150+	
24- 4	1- 1	5- 1		OVERALL		4- 1	3- 1		11- 0	
13- 3	1- 1	2- 1		HOME		2- 1	2- 0		6- 0	
9- 1	0- 0	2- 0		AWAY		2- 0	1- 1		4- 0	
2- 0	0- 0	1- 0		NEUTRAL		0- 0	0- 0		1- 0	
<hr/>										
11- 0	1- 0	1- 0		NON-CONFERENCE		0- 0	0- 0		9- 0	
7- 0	1- 0	0- 0		HOME		0- 0	0- 0		6- 0	
2- 0	0- 0	0- 0		AWAY		0- 0	0- 0		2- 0	
2- 0	0- 0	1- 0		NEUTRAL		0- 0	0- 0		1- 0	
<hr/>										
13- 4	0- 1	4- 1		CONFERENCE		4- 1	3- 1		2- 0	
6- 3	0- 1	2- 1		HOME		2- 1	2- 0		0- 0	
7- 1	0- 0	2- 0		AWAY		2- 0	1- 1		2- 0	
0- 0	0- 0	0- 0		NEUTRAL		0- 0	0- 0		0- 0	
<hr/>										
RPI 1-25		Team's RPI: 23		RPI 26-50		RPI 51-100		RPI 101+		
RPI S	Opponent	Score		RPI S	Opponent	Score		RPI S	Opponent	Score
3	H Maryland	66 59		26	A Duke	63 60		53	H Virginia	80 60
6	H Louisville	59 66		26	H Duke	65 70		70	H Georgia Tech	61 65
				28	H Florida St.	68 51		71	A Boston College	72 54
				35	A Virginia Tech	71 59		96	A Miami (FL)	50 48
				35	H Virginia Tech	76 69		98	H Syracuse	69 60
				44	N Texas	84 73				
<hr/>										
LAST 10 Division I										
				98	H Syracuse	69 60		35	A Virginia Tech	71 59
				26	H Duke	65 70		26	A Duke	63 60
				96	A Miami (FL)	50 48		222	A Clemson	79 60
				70	H Georgia Tech	61 65		122	H North Carolina	76 68
				6	H Louisville	59 66		292	A Pittsburgh	88 44

N  
C  
S  
t  
a  
t  
e

Non-Div I Games:

NC State

NJIT				STRENGTH OF SCHEDULE	OPP. STRENGTH OF SCHEDULE	TEAM RPI	ADJ. RPI	CONF. RPI	ADJ CONF. RPI
Average RPI Win:	282	WON-LOST RECORD	WINNING PCT. RANK						
Average RPI Loss:	171		LAST 10 GAMES						
DIV. I ONLY	4- 23	326	1-9	225	206	326	326	16	16
DIV. I NON-CONF.	3- 10	282	0	284	328	320	320	14	14
-----									
TOTALS	RPI 1-25	RPI 26-50	W-L RECORDS	RPI 51-100	RPI 101-150	RPI 150+			
4- 23	0- 0	0- 3	OVERALL	0- 2	1- 4	3- 14			
3- 10	0- 0	0- 2	HOME	0- 1	1- 1	2- 6			
1- 13	0- 0	0- 1	AWAY	0- 1	0- 3	1- 8			
0- 0	0- 0	0- 0	NEUTRAL	0- 0	0- 0	0- 0			
3- 10	0- 0	0- 1	NON-CONFERENCE	0- 2	0- 1	3- 6			
2- 3	0- 0	0- 1	HOME	0- 1	0- 0	2- 1			
1- 7	0- 0	0- 0	AWAY	0- 1	0- 1	1- 5			
0- 0	0- 0	0- 0	NEUTRAL	0- 0	0- 0	0- 0			
1- 13	0- 0	0- 2	CONFERENCE	0- 0	1- 3	0- 8			
1- 7	0- 0	0- 1	HOME	0- 0	1- 1	0- 5			
0- 6	0- 0	0- 1	AWAY	0- 0	0- 2	0- 3			
0- 0	0- 0	0- 0	NEUTRAL	0- 0	0- 0	0- 0			

RPI 1-25			RPI 26-50			RPI 51-100			RPI 101+			Team's RPI: 326
RPI	S	Opponent	Score	RPI	S	Opponent	Score	RPI	S	Opponent	Score	Score
30	A	FGCU	39 82	77	A	Colorado	57 80	104	A	Liberty	48 66	
30	H	FGCU	39 68	95	H	Colgate	52 79	104	H	Liberty	53 67	
48	H	Penn	51 85					128	A	Columbia	43 99	
								144	A	North Florida	48 71	
								144	H	North Florida	60 56	
								155	H	North Ala.	55 57	
								167	A	Binghamton	40 75	
								170	A	Jacksonville	67 88	
								170	H	Jacksonville	54 66	
								188	A	Cornell	44 68	
								213	A	Stetson	49 72	
								213	H	Stetson	49 68	
								215	H	Kennesaw St.	64 77	
								254	A	Lipscomb	66 68	
								254	H	Lipscomb	57 65	
								277	A	Air Force	48 68	
								281	A	Wagner	59 61	
								297	A	Vermont	59 65	
								314	H	St. Francis Brooklyn	88 69	
								317	H	Fairleigh Dickinson	59 68	
								323	H	Saint Peter's	76 73	
								345	A	Hartford	61 52	
-----												
LAST 10 Division I												
213	H	Stetson	49 68	170	H	Jacksonville	54 66					
30	H	FGCU	39 68	155	H	North Ala.	55 57					
254	A	Lipscomb	66 68	213	A	Stetson	49 72					
104	A	Liberty	48 66	30	A	FGCU	39 82					
144	H	North Florida	60 56	254	H	Lipscomb	57 65					

Non-Div I Games:

NJIT

■ Loss, 
 ■ Non-Conf, 
 ■ S Site, 
 ■ H Home 
 ■ A Away 
 N Neutral

Average RPI Win: <b>222</b>	WON-LOST	WINNING	LAST 10	STRENGTH OF	OPP. STRENGTH	TEAM	ADJ.	CONF.	ADJ CONF.
Average RPI Loss: <b>171</b>	RECORD	PCT. RANK	GAMES	SCHEDULE	OF SCHEDULE	RPI	RPI	RPI	RPI
DIV. I ONLY	6- 20	313	2-8	235	174	315	315	15	15
DIV. I NON-CONF.	4- 6	212	0	321	223	289	289	15	15
TOTALS	RPI 1-25	RPI 26-50	W-L RECORDS	RPI 51-100	RPI 101-150	RPI 150+			
6- 20	0- 0	0- 2	OVERALL	0- 2	1- 6	5- 10			
5- 7	0- 0	0- 1	HOME	0- 1	1- 2	4- 3			
1- 13	0- 0	0- 1	AWAY	0- 1	0- 4	1- 7			
0- 0	0- 0	0- 0	NEUTRAL	0- 0	0- 0	0- 0			
4- 6	0- 0	0- 0	NON-CONFERENCE	0- 0	0- 1	4- 5			
3- 1	0- 0	0- 0	HOME	0- 0	0- 0	3- 1			
1- 5	0- 0	0- 0	AWAY	0- 0	0- 1	1- 4			
0- 0	0- 0	0- 0	NEUTRAL	0- 0	0- 0	0- 0			
2- 14	0- 0	0- 2	CONFERENCE	0- 2	1- 5	1- 5			
2- 6	0- 0	0- 1	HOME	0- 1	1- 2	1- 2			
0- 8	0- 0	0- 1	AWAY	0- 1	0- 3	0- 3			
0- 0	0- 0	0- 0	NEUTRAL	0- 0	0- 0	0- 0			

RPI 1-25				RPI 26-50				RPI 51-100				RPI 101+				Team's RPI: 315
RPI	S	Opponent	Score	RPI	S	Opponent	Score	RPI	S	Opponent	Score	RPI	S	Opponent	Score	
				50	A	Bucknell	65 75	95	A	Colgate	55 80	122	A	North Carolina	40 80	
				50	H	Bucknell	34 61	95	H	Colgate	53 65	130	A	Boston U.	56 71	
												130	H	Boston U.	46 41	
												131	A	Holy Cross	43 57	
												131	H	Holy Cross	49 58	
												134	A	Lehigh	40 70	
												134	H	Lehigh	53 60	
												168	A	Lafayette	52 79	
												173	A	Maine	41 46	
												189	H	American	40 48	
												191	H	La Salle	61 46	
												215	H	Kennesaw St.	82 62	
												222	A	Clemson	65 52	
												231	A	Fairfield	52 66	
												234	H	George Mason	58 67	
												235	A	Saint Joseph's	40 49	
												261	A	Loyola Maryland	54 64	
												261	H	Loyola Maryland	44 50	
												277	H	Air Force	67 59	
												295	A	Army West Point	52 62	
												295	H	Army West Point	57 45	
												297	A	Vermont	56 64	
LAST 10 Division I																
				261	A	Loyola Maryland	54 64	95	H	Colgate	53 65					
				295	A	Army West Point	52 62	261	H	Loyola Maryland	44 50					
				189	H	American	40 48	131	A	Holy Cross	43 57					
				130	A	Boston U.	56 71	295	H	Army West Point	57 45					
				50	A	Bucknell	65 75	130	H	Boston U.	46 41					

Non-Div I Games: Stevenson 70 36

Navy

■ Loss, 
 ■ Non-Conf, 
 ■ S Site, 
 ■ Home 
 ■ A Away 
 N Neutral

RPI 1-25					
RPI	S	Opponent	Score		
3	A	Maryland	69		87
7	A	Northwestern	56		60
10	A	Iowa	60		76
10	H	Iowa	78	69	
17	A	Indiana	53		81
17	H	Indiana	53		57
24	A	Ohio St.	52		65
24	H	Ohio St.	74		80

RPI 26-50					
RPI	S	Opponent	Score		
26	H	Duke	83	79	
34	H	Michigan	74	71	
40	H	Purdue	68		76
43	H	Creighton	74		79
45	A	Rutgers	65		69

RPI 51-100 Team's RPI: 90					
RPI	S	Opponent	Score		
82	N	Southern California	67	54	
84	A	Minnesota	61		67
84	H	Minnesota	72	58	
85	A	Michigan St.	70		78

RPI 101+					
RPI	S	Opponent	Score		
145	A	Wisconsin	72	71	
145	H	Wisconsin	65	50	
161	A	Missouri	90	85	
201	H	Illinois	80	58	
206	H	Manhattan	71	51	
209	H	Penn St.	75	58	
211	H	Oral Roberts	77	67	
241	H	Morgan St.	78	55	
245	H	Southern U.	73	39	
248	H	Alabama A&M	68	46	
312	N	Sacred Heart	72	49	
337	H	SIUE	63	49	

LAST 10 Division I					
17	A	Indiana	53		81
201	H	Illinois	80	58	
24	A	Ohio St.	52		65
7	A	Northwestern	56		60
209	H	Penn St.	75	58	
17	H	Indiana	53		57
10	A	Iowa	60		76
24	H	Ohio St.	74		80
84	A	Minnesota	61		67
145	A	Wisconsin	72	71	

# Nebraska

Page 188

## Nevada

Through Games Of Feb. 27, 2020

Average RPI Win: <b>263</b>	WON-LOST	WINNING	LAST 10	STRENGTH OF	OPP. STRENGTH	TEAM	ADJ.	CONF.	ADJ CONF.
Average RPI Loss: <b>166</b>	RECORD	PCT. RANK	GAMES	SCHEDULE	OF SCHEDULE	RPI	RPI	RPI	RPI
DIV. I ONLY	<b>13- 15</b>	<b>195</b>	<b>5-5</b>	<b>272</b>	<b>215</b>	<b>246</b>	<b>246</b>	<b>17</b>	<b>17</b>
DIV. I NON-CONF.	<b>6- 4</b>	<b>123</b>	<b>0</b>	<b>322</b>	<b>271</b>	<b>222</b>	<b>222</b>	<b>19</b>	<b>19</b>
TOTALS	RPI 1-25	RPI 26-50	W-L RECORDS	RPI 51-100	RPI 101-150	RPI 150+			
13- 15	0- 0	0- 0	OVERALL	0- 3	0- 3	13- 9			
9- 5	0- 0	0- 0	HOME	0- 1	0- 1	9- 3			
3- 10	0- 0	0- 0	AWAY	0- 2	0- 2	3- 6			
1- 0	0- 0	0- 0	NEUTRAL	0- 0	0- 0	1- 0			
6- 4	0- 0	0- 0	NON-CONFERENCE	0- 2	0- 1	6- 1			
4- 1	0- 0	0- 0	HOME	0- 1	0- 0	4- 0			
1- 3	0- 0	0- 0	AWAY	0- 1	0- 1	1- 1			
1- 0	0- 0	0- 0	NEUTRAL	0- 0	0- 0	1- 0			
7- 11	0- 0	0- 0	CONFERENCE	0- 1	0- 2	7- 8			
5- 4	0- 0	0- 0	HOME	0- 0	0- 1	5- 3			
2- 7	0- 0	0- 0	AWAY	0- 1	0- 1	2- 5			
0- 0	0- 0	0- 0	NEUTRAL	0- 0	0- 0	0- 0			

RPI S	Opponent	Score	RPI S	Opponent	Score	RPI S	Opponent	Score	RPI S	Opponent	Score	Team's RPI: 246
						75	A Fresno St.	58 69	101	A Boise St.	40 54	
						82	A Southern California	47 50	101	H Boise St.	72 83	
						99	H SFA	65 80	110	A Utah	62 68	
									153	A San Jose St.	80 76	
									153	H San Jose St.	70 72	
									164	A Wyoming	59 83	
									164	H Wyoming	79 84	
									185	H Saint Mary's (CA)	78 72	
									216	A UNLV	64 66	
									216	H UNLV	62 59	
									218	A Portland St.	75 80	
									219	A New Mexico	67 87	
									219	H New Mexico	86 78	
									232	A San Diego St.	68 81	
									232	H San Diego St.	70 69	
									277	A Air Force	71 67	
									277	H Air Force	61 68	
									282	A Colorado St.	70 75	
									282	H Colorado St.	74 63	
									285	H Utah St.	69 60	
									298	A Utah Valley	60 57	
									304	H Sacramento St.	83 72	
									306	N UTRGV	62 57	
									311	H Cal Poly	71 40	
									348	H Chicago St.	80 60	
LAST 10 Division I												
			232	A San Diego St.	68 81		153	A San Jose St.	80 76			
			164	H Wyoming	79 84		277	A Air Force	71 67			
			75	A Fresno St.	58 69		101	H Boise St.	72 83			
			219	H New Mexico	86 78		282	H Colorado St.	74 63			
			216	H UNLV	62 59		219	A New Mexico	67 87			

Non-Div I Games: Stanislaus St. 80 62

Nevada

■ Loss, 
 ■ Non-Conf, S Site, 
 ■ Home 
 ■ Away 
 N Neutral

## New Hampshire

Through Games Of Feb. 27, 2020

Average RPI Win:	319	WON-LOST	WINNING	LAST 10	STRENGTH OF	OPP. STRENGTH	TEAM	ADJ.	CONF.	ADJ CONF.
Average RPI Loss:	157	RECORD	PCT. RANK	GAMES	SCHEDULE	OF SCHEDULE	RPI	RPI	RPI	RPI
DIV. I ONLY	9- 17	270	5-5	226	301	274	274	26	26	
DIV. I NON-CONF.	2- 9	304	0	159	235	280	280	27	27	
TOTALS	RPI 1-25	RPI 26-50	W-L RECORDS	RPI 51-100	RPI 101-150	RPI 150+				
9- 17	0- 2	0- 0	OVERALL	0- 2	0- 3	9- 10				
4- 8	0- 0	0- 0	HOME	0- 1	0- 1	4- 6				
5- 9	0- 2	0- 0	AWAY	0- 1	0- 2	5- 4				
0- 0	0- 0	0- 0	NEUTRAL	0- 0	0- 0	0- 0				
2- 9	0- 2	0- 0	NON-CONFERENCE	0- 0	0- 3	2- 4				
1- 3	0- 0	0- 0	HOME	0- 0	0- 1	1- 2				
1- 6	0- 2	0- 0	AWAY	0- 0	0- 2	1- 2				
0- 0	0- 0	0- 0	NEUTRAL	0- 0	0- 0	0- 0				
7- 8	0- 0	0- 0	CONFERENCE	0- 2	0- 0	7- 6				
3- 5	0- 0	0- 0	HOME	0- 1	0- 0	3- 4				
4- 3	0- 0	0- 0	AWAY	0- 1	0- 0	4- 2				
0- 0	0- 0	0- 0	NEUTRAL	0- 0	0- 0	0- 0				

RPI 1-25				RPI 26-50				RPI 51-100				RPI 101+ Team's RPI: 274			
RPI	S	Opponent	Score	RPI	S	Opponent	Score	RPI	S	Opponent	Score	RPI	S	Opponent	Score
4	A	Baylor	29 97					79	A	Stony Brook	50 52	130	H	Boston U.	64 78
9	A	Princeton	37 77					79	H	Stony Brook	44 53	131	A	Holy Cross	61 82
												139	A	Massachusetts	65 67
												165	A	Dartmouth	47 66
												167	H	Binghamton	53 63
												173	A	Maine	50 67
												173	H	Maine	62 71
												186	A	Merrimack	54 64
												225	H	Brown	68 76
												227	A	UMass Lowell	53 58
												227	H	UMass Lowell	53 66
												262	H	North Dakota St.	61 67
												286	A	UMBC	72 63
												286	H	UMBC	56 51
												297	A	Vermont	59 51
												297	H	Vermont	42 44
												321	A	Albany (NY)	48 47
												321	H	Albany (NY)	56 53
												324	A	Bryant	68 56
												345	A	Hartford	64 55
												345	H	Hartford	72 71
												349	H	Central Conn. St.	70 59
LAST 10 Division I															
173	H	Maine	62 71	79	A	Stony Brook	50 52	227	H	UMass Lowell	53 66	167	H	Binghamton	53 63
321	H	Albany (NY)	56 53	297	A	Vermont	59 51	286	A	UMBC	72 63				
345	A	Hartford	64 55												
286	H	UMBC	56 51												
297	H	Vermont	42 44												

Non-Div I Games: Wheaton (MA) 89 44

New Hampshire

Loss, Non-Conf, S Site, H Home A Away N Neutral

## New Mexico

Through Games Of Feb. 27, 2020

Average RPI Win:	238	WON-LOST	WINNING	LAST 10	STRENGTH OF	OPP. STRENGTH	TEAM	ADJ.	CONF.	ADJ CONF.
Average RPI Loss:	154	RECORD	PCT. RANK	GAMES	SCHEDULE	OF SCHEDULE	RPI	RPI	RPI	RPI
DIV. I ONLY	14- 16	194	4-6	210	190	219	219	17	17	
DIV. I NON-CONF.	8- 4	90	0	247	172	159	159	19	19	
TOTALS	RPI 1-25	RPI 26-50	W-L RECORDS	RPI 51-100	RPI 101-150	RPI 150+				
14- 16	0- 0	0- 1	OVERALL	0- 4	0- 2	14- 9				
7- 9	0- 0	0- 0	HOME	0- 2	0- 1	7- 6				
6- 6	0- 0	0- 1	AWAY	0- 1	0- 1	6- 3				
1- 1	0- 0	0- 0	NEUTRAL	0- 1	0- 0	1- 0				
8- 4	0- 0	0- 1	NON-CONFERENCE	0- 2	0- 0	8- 1				
5- 2	0- 0	0- 0	HOME	0- 1	0- 0	5- 1				
2- 1	0- 0	0- 1	AWAY	0- 0	0- 0	2- 0				
1- 1	0- 0	0- 0	NEUTRAL	0- 1	0- 0	1- 0				
6- 12	0- 0	0- 0	CONFERENCE	0- 2	0- 2	6- 8				
2- 7	0- 0	0- 0	HOME	0- 1	0- 1	2- 5				
4- 5	0- 0	0- 0	AWAY	0- 1	0- 1	4- 3				
0- 0	0- 0	0- 0	NEUTRAL	0- 0	0- 0	0- 0				

RPI 1-25				RPI 26-50				RPI 51-100				RPI 101+				Team's RPI: 219	
RPI	S	Opponent	Score	RPI	S	Opponent	Score	RPI	S	Opponent	Score	RPI	S	Opponent	Score		
				27	A	Arizona St.	47 84	60	N	West Virginia	60 73	101	A	Boise St.	82 83		
								68	H	Ball St.	57 70	101	H	Boise St.	76 95		
								75	A	Fresno St.	81 84	153	A	San Jose St.	85 89		
								75	H	Fresno St.	78 84	153	H	San Jose St.	80 81		
												161	N	Missouri	71 68		
												164	A	Wyoming	74 71		
												164	H	Wyoming	66 73		
												169	H	Northern Ariz.	83 76		
												171	H	Providence	86 68		
												198	H	Houston	81 71		
												216	A	UNLV	80 64		
												216	H	UNLV	51 68		
												221	A	UTEP	93 78		
												232	A	San Diego St.	74 75		
												232	H	San Diego St.	58 67		
												246	A	Nevada	78 86		
												246	H	Nevada	87 67		
												277	A	Air Force	75 53		
												277	H	Air Force	66 79		
												282	H	Colorado St.	73 62		
												285	A	Utah St.	54 52		
												290	H	LMU (CA)	72 73		
												305	H	UC Riverside	80 70		
												316	A	New Mexico St.	86 67		
												316	H	New Mexico St.	107 53		
LAST 10 Division I																	
				285	A	Utah St.	54 52	232	H	San Diego St.	58 67						
				277	H	Air Force	66 79	164	A	Wyoming	74 71						
				101	H	Boise St.	76 95	75	H	Fresno St.	78 84						
				246	A	Nevada	78 86	232	A	San Diego St.	74 75						
				216	A	UNLV	80 64	246	H	Nevada	87 67						

Non-Div I Games: Northern N.M. 92 44

New Mexico

■ Loss, 
 ■ Non-Conf, S Site, 
 ■ Home 
 ■ Away 
 N Neutral

Average RPI Win:	299	WON-LOST	WINNING	LAST 10	STRENGTH OF	OPP. STRENGTH	TEAM	ADJ.	CONF.	ADJ CONF.
Average RPI Loss:	222	RECORD	PCT. RANK	GAMES	SCHEDULE	OF SCHEDULE	RPI	RPI	RPI	RPI
DIV. I ONLY	9- 17	270	5-5	325	331	316	316	31	31	
DIV. I NON-CONF.	2- 10	313	0	253	294	325	325	32	32	
TOTALS	RPI 1-25	RPI 26-50	W-L RECORDS	RPI 51-100	RPI 101-150	RPI 150+				
9- 17	0- 0	0- 1	OVERALL	0- 0	0- 2	9- 14				
6- 7	0- 0	0- 1	HOME	0- 0	0- 0	6- 6				
3- 8	0- 0	0- 0	AWAY	0- 0	0- 1	3- 7				
0- 2	0- 0	0- 0	NEUTRAL	0- 0	0- 1	0- 1				
2- 10	0- 0	0- 1	NON-CONFERENCE	0- 0	0- 2	2- 7				
1- 5	0- 0	0- 1	HOME	0- 0	0- 0	1- 4				
1- 3	0- 0	0- 0	AWAY	0- 0	0- 1	1- 2				
0- 2	0- 0	0- 0	NEUTRAL	0- 0	0- 1	0- 1				
7- 7	0- 0	0- 0	CONFERENCE	0- 0	0- 0	7- 7				
5- 2	0- 0	0- 0	HOME	0- 0	0- 0	5- 2				
2- 5	0- 0	0- 0	AWAY	0- 0	0- 0	2- 5				
0- 0	0- 0	0- 0	NEUTRAL	0- 0	0- 0	0- 0				

RPI 1-25				RPI 26-50				RPI 51-100				RPI 101+ Team's RPI: 316			
RPI	S	Opponent	Score	RPI	S	Opponent	Score	RPI	S	Opponent	Score	RPI	S	Opponent	Score
				27	H	Arizona St.	47 70					103	A	Abilene Christian	54 67
												146	N	Western Mich.	76 79
												194	H	Pepperdine	69 72
												210	A	UMKC	52 56
												210	H	UMKC	50 55
												219	A	New Mexico	53 107
												219	H	New Mexico	67 86
												221	A	UTEP	45 65
												221	H	UTEP	57 63
												236	A	Denver	78 75
												238	A	Grand Canyon	49 60
												238	H	Grand Canyon	69 58
												244	A	CSU Bakersfield	59 60
												298	A	Utah Valley	65 58
												298	H	Utah Valley	54 58
												299	H	California Baptist	57 56
												301	A	Seattle U	57 67
												301	H	Seattle U	83 65
												305	H	UC Riverside	58 60
												306	A	UTRGV	63 74
												306	H	UTRGV	76 75
												309	N	Georgia St.	51 59
												320	H	Weber St.	77 47
												348	A	Chicago St.	73 60
												348	H	Chicago St.	80 56
LAST 10 Division I															
				238	H	Grand Canyon	69 58					348	H	Chicago St.	80 56
				306	A	UTRGV	63 74					238	A	Grand Canyon	49 60
				298	A	Utah Valley	65 58					244	A	CSU Bakersfield	59 60
				301	A	Seattle U	57 67					306	H	UTRGV	76 75
				210	H	UMKC	50 55					301	H	Seattle U	83 65

Non-Div I Games: Western N.M. 75 56

New Mexico St.

Loss, Non-Conf, S Site, H Home A Away N Neutral



New Orleans				Through Games Of Feb. 17, 1910						
Average RPI Win:	269	WON-LOST	WINNING	LAST 10	STRENGTH OF	OPP. STRENGTH	TEAM	ADJ.	CONF.	ADJ CONF.
Average RPI Loss:	122	RECORD	PCT. RANK	GAMES	SCHEDULE	OF SCHEDULE	RPI	RPI	RPI	RPI
DIV. I ONLY	13- 11	152	6-4	204	263	158	158	23	23	
DIV. I NON-CONF.	2- 5	259	0	127	132	207	207	24	24	
TOTALS	RPI 1-25		RPI 26-50	W-L RECORDS		RPI 51-100	RPI 101-150		RPI 150+	
13- 11	0- 0		0- 2	OVERALL		1- 4	0- 1		12- 4	
7- 3	0- 0		0- 0	HOME		1- 1	0- 0		6- 2	
6- 8	0- 0		0- 2	AWAY		0- 3	0- 1		6- 2	
0- 0	0- 0		0- 0	NEUTRAL		0- 0	0- 0		0- 0	
2- 5	0- 0		0- 2	NON-CONFERENCE		0- 1	0- 0		2- 2	
1- 1	0- 0		0- 0	HOME		0- 0	0- 0		1- 1	
1- 4	0- 0		0- 2	AWAY		0- 1	0- 0		1- 1	
0- 0	0- 0		0- 0	NEUTRAL		0- 0	0- 0		0- 0	
11- 6	0- 0		0- 0	CONFERENCE		1- 3	0- 1		10- 2	
6- 2	0- 0		0- 0	HOME		1- 1	0- 0		5- 1	
5- 4	0- 0		0- 0	AWAY		0- 2	0- 1		5- 1	
0- 0	0- 0		0- 0	NEUTRAL		0- 0	0- 0		0- 0	

RPI 1-25				RPI 26-50				RPI 51-100				RPI 101+				Team's RPI: 158	
RPI	S	Opponent	Score	RPI	S	Opponent	Score	RPI	S	Opponent	Score	RPI	S	Opponent	Score		
				33	A	LSU	49 83	56	A	Iowa St.	53 71	103	A	Abilene Christian	62 76		
				39	A	Arkansas	52 82	87	A	A&M-Corpus Christi	40 43	151	H	Sam Houston St.	46 78		
								87	H	A&M-Corpus Christi	53 83	197	H	Louisiana	60 65		
								99	A	SFA	47 59	230	H	North Dakota	79 73		
								99	H	SFA	53 50	237	A	Southeastern La.	57 73		
												242	A	Central Ark.	49 37		
												242	H	Central Ark.	85 73		
												255	A	Texas St.	49 51		
												258	A	Incarnate Word	67 55		
												258	H	Incarnate Word	61 57		
												268	H	Nicholls St.	77 65		
												269	A	Lamar University	62 57		
												287	A	Ole Miss	69 64		
												318	H	Houston Baptist	88 84		
												334	A	Northwestern St.	77 63		
												343	A	McNeese	85 59		
												343	H	McNeese	78 59		
LAST 10 Division I																	
				87	A	A&M-Corpus Christi	40 43	318	H	Houston Baptist	88 84						
				343	A	McNeese	85 59	237	A	Southeastern La.	57 73						
				258	H	Incarnate Word	61 57	334	A	Northwestern St.	77 63						
				242	H	Central Ark.	85 73	268	H	Nicholls St.	77 65						
				99	A	SFA	47 59	87	H	A&M-Corpus Christi	53 83						

Non-Div I Games:	Pensacola Christian	91	31	Tougaloo	91	69
------------------	---------------------	----	----	----------	----	----

New Orleans

Loss, Non-Conf, S Site, H Home A Away N Neutral

## Niagara

Through Games Of Feb. 27, 2020

Average RPI Win: <b>300</b>	WON-LOST	WINNING	LAST 10	STRENGTH OF	OPP. STRENGTH	TEAM	ADJ.	CONF.	ADJ CONF.
Average RPI Loss: <b>175</b>	RECORD	PCT. RANK	GAMES	SCHEDULE	OF SCHEDULE	RPI	RPI	RPI	RPI
DIV. I ONLY	9- 18	275	3-7	250	296	283	283	24	24
DIV. I NON-CONF.	2- 7	288	0	223	312	288	288	25	25
TOTALS	RPI 1-25	RPI 26-50	W-L RECORDS	RPI 51-100	RPI 101-150	RPI 150+			
9- 18	0- 0	0- 1	OVERALL	0- 5	0- 1	9- 11			
5- 6	0- 0	0- 0	HOME	0- 2	0- 1	5- 3			
4- 12	0- 0	0- 1	AWAY	0- 3	0- 0	4- 8			
0- 0	0- 0	0- 0	NEUTRAL	0- 0	0- 0	0- 0			
2- 7	0- 0	0- 1	NON-CONFERENCE	0- 1	0- 1	2- 4			
1- 1	0- 0	0- 0	HOME	0- 0	0- 1	1- 0			
1- 6	0- 0	0- 1	AWAY	0- 1	0- 0	1- 4			
0- 0	0- 0	0- 0	NEUTRAL	0- 0	0- 0	0- 0			
7- 11	0- 0	0- 0	CONFERENCE	0- 4	0- 0	7- 7			
4- 5	0- 0	0- 0	HOME	0- 2	0- 0	4- 3			
3- 6	0- 0	0- 0	AWAY	0- 2	0- 0	3- 4			
0- 0	0- 0	0- 0	NEUTRAL	0- 0	0- 0	0- 0			

RPI S	Opponent	Score	RPI S	Opponent	Score	RPI S	Opponent	Score	RPI S	Opponent	Score	Team's RPI: 283
45	A Rutgers	37 87	58	A Marist	57 82	142	H Buffalo	67 81				
			58	H Marist	67 94	167	A Binghamton	55 74				
			83	A Rider	75 79	187	A Quinnipiac	61 71				
			83	H Rider	55 71	188	A Cornell	59 82				
			95	A Colgate	72 85	206	A Manhattan	65 68				
						206	H Manhattan	61 75				
						228	A Iona	63 57				
						228	H Iona	58 70				
						231	H Fairfield	65 77				
						249	A Howard	42 91				
						279	H Oakland	77 63				
						284	A Siena	54 59				
						284	H Siena	68 61				
						294	A St. Bonaventure	67 71				
						296	A Monmouth	73 70				
						296	H Monmouth	62 61				
						323	A Saint Peter's	68 64				
						323	H Saint Peter's	97 89				
						331	A Coppin St.	82 67				
						339	A Canisius	56 78				
						339	H Canisius	81 62				
LAST 10 Division I												
339	A Canisius	56 78	228	H Iona	58 70							
206	H Manhattan	61 75	231	H Fairfield	65 77							
296	H Monmouth	62 61	58	A Marist	57 82							
187	A Quinnipiac	61 71	284	A Siena	54 59							
323	A Saint Peter's	68 64	339	H Canisius	81 62							

Non-Div I Games:

Niagara

■ Loss, 
 ■ Non-Conf, 
 ■ S Site, 
 ■ H Home 
 ■ A Away 
 N Neutral

Average RPI Win:	294	WON-LOST	WINNING	LAST 10	STRENGTH OF	OPP. STRENGTH	TEAM	ADJ.	CONF.	ADJ CONF.
Average RPI Loss:	144	RECORD	PCT. RANK	GAMES	SCHEDULE	OF SCHEDULE	RPI	RPI	RPI	RPI
DIV. I ONLY	9- 16	260	7-3	254	232	268	268	23	23	
DIV. I NON-CONF.	1- 6	318	0	59	42	252	252	24	24	
TOTALS	RPI 1-25	RPI 26-50	W-L RECORDS	RPI 51-100	RPI 101-150	RPI 150+				
9- 16	0- 2	0- 1	OVERALL	0- 3	0- 2	9- 8				
5- 5	0- 0	0- 0	HOME	0- 1	0- 1	5- 3				
4- 10	0- 2	0- 1	AWAY	0- 2	0- 0	4- 5				
0- 1	0- 0	0- 0	NEUTRAL	0- 0	0- 1	0- 0				
1- 6	0- 2	0- 1	NON-CONFERENCE	0- 1	0- 1	1- 1				
1- 0	0- 0	0- 0	HOME	0- 0	0- 0	1- 0				
0- 5	0- 2	0- 1	AWAY	0- 1	0- 0	0- 1				
0- 1	0- 0	0- 0	NEUTRAL	0- 0	0- 1	0- 0				
8- 10	0- 0	0- 0	CONFERENCE	0- 2	0- 1	8- 7				
4- 5	0- 0	0- 0	HOME	0- 1	0- 1	4- 3				
4- 5	0- 0	0- 0	AWAY	0- 1	0- 0	4- 4				
0- 0	0- 0	0- 0	NEUTRAL	0- 0	0- 0	0- 0				

RPI 1-25				RPI 26-50				RPI 51-100				RPI 101+ Team's RPI: 268			
RPI	S	Opponent	Score	RPI	S	Opponent	Score	RPI	S	Opponent	Score	RPI	S	Opponent	Score
17	A	Indiana	47 111	33	A	LSU	32 63	65	A	Rice	47 71	103	H	Abilene Christian	84 95
19	A	TCU	47 72					87	A	A&M-Corpus Christi	49 55	144	N	North Florida	61 64
								99	H	SFA	61 78	151	A	Sam Houston St.	71 87
												151	H	Sam Houston St.	77 80
												158	A	New Orleans	65 77
												170	A	Jacksonville	55 72
												237	A	Southeastern La.	67 65
												237	H	Southeastern La.	54 49
												242	A	Central Ark.	67 58
												242	H	Central Ark.	46 53
												258	A	Incarate Word	51 53
												269	A	Lamar University	62 60
												269	H	Lamar University	78 84
												318	A	Houston Baptist	84 78
												318	H	Houston Baptist	57 53
												334	A	Northwestern St.	54 58
												334	H	Northwestern St.	73 66
												343	H	McNeese	79 63
												347	H	La.-Monroe	74 59
LAST 10 Division I															
318	H	Houston Baptist	57 53	151	H	Sam Houston St.	77 80								
242	A	Central Ark.	67 58	99	H	SFA	61 78								
334	H	Northwestern St.	73 66	343	H	McNeese	79 63								
237	H	Southeastern La.	54 49	158	A	New Orleans	65 77								
269	A	Lamar University	62 60	318	A	Houston Baptist	84 78								

Non-Div I Games: Southern-N.O. 94 61 Paul Quinn 101 68

Nicholls St.

Loss, Non-Conf, S Site, H Home A Away N Neutral

Average RPI Win:	251	WON-LOST	WINNING	LAST 10	STRENGTH OF	OPP. STRENGTH	TEAM	ADJ.	CONF.	ADJ CONF.
Average RPI Loss:	155	RECORD	PCT. RANK	GAMES	SCHEDULE	OF SCHEDULE	RPI	RPI	RPI	RPI
DIV. I ONLY	15- 10	110	7-3	247	299	180	180	29	29	
DIV. I NON-CONF.	5- 7	205	0	100	190	175	175	29	29	
TOTALS	RPI 1-25	RPI 26-50	W-L RECORDS	RPI 51-100	RPI 101-150	RPI 150+				
15- 10	0- 0	0- 0	OVERALL	0- 1	3- 5	12- 4				
8- 4	0- 0	0- 0	HOME	0- 0	1- 2	7- 2				
6- 5	0- 0	0- 0	AWAY	0- 0	1- 3	5- 2				
1- 1	0- 0	0- 0	NEUTRAL	0- 1	1- 0	0- 0				
5- 7	0- 0	0- 0	NON-CONFERENCE	0- 1	2- 4	3- 2				
2- 3	0- 0	0- 0	HOME	0- 0	0- 2	2- 1				
2- 3	0- 0	0- 0	AWAY	0- 0	1- 2	1- 1				
1- 1	0- 0	0- 0	NEUTRAL	0- 1	1- 0	0- 0				
10- 3	0- 0	0- 0	CONFERENCE	0- 0	1- 1	9- 2				
6- 1	0- 0	0- 0	HOME	0- 0	1- 0	5- 1				
4- 2	0- 0	0- 0	AWAY	0- 0	0- 1	4- 1				
0- 0	0- 0	0- 0	NEUTRAL	0- 0	0- 0	0- 0				

RPI 1-25				RPI 26-50				RPI 51-100				RPI 101+ Team's RPI: 180			
RPI	S	Opponent	Score	RPI	S	Opponent	Score	RPI	S	Opponent	Score	RPI	S	Opponent	Score
								60	N	West Virginia	55 72	104	H	Liberty	48 67
												108	A	Bethune-Cookman	62 68
												108	H	Bethune-Cookman	61 51
												114	A	William & Mary	56 65
												123	A	Richmond	69 77
												132	H	Robert Morris	62 69
												143	A	Hampton	77 56
												144	N	North Florida	57 54
												156	A	N.C. A&T	39 53
												170	A	Jacksonville	71 64
												175	H	High Point	72 58
												191	H	La Salle	52 55
												233	A	Marshall	69 75
												241	H	Morgan St.	64 57
												249	A	Howard	83 80
												263	H	Delaware St.	65 57
												275	H	Longwood	49 46
												307	A	N.C. Central	83 75
												325	H	UMES	68 45
												331	A	Coppin St.	85 48
												331	H	Coppin St.	55 57
												341	A	Florida A&M	69 62
												341	H	Florida A&M	59 51
												350	H	South Carolina St.	76 42
LAST 10 Division I															
				108	A	Bethune-Cookman	62 68					307	A	N.C. Central	83 75
				341	A	Florida A&M	69 62					156	A	N.C. A&T	39 53
				331	H	Coppin St.	55 57					341	H	Florida A&M	59 51
				241	H	Morgan St.	64 57					350	H	South Carolina St.	76 42
				263	H	Delaware St.	65 57					325	H	UMES	68 45

Non-Div I Games: Virginia-Lynchburg 123 48

Norfolk St.

Average RPI Win:	251	WON-LOST	WINNING	LAST 10	STRENGTH OF	OPP. STRENGTH	TEAM	ADJ.	CONF.	ADJ CONF.
Average RPI Loss:	125	RECORD	PCT. RANK	GAMES	SCHEDULE	OF SCHEDULE	RPI	RPI	RPI	RPI
DIV. I ONLY	16- 8	72	5-5	332	195	155	155	16	16	
DIV. I NON-CONF.	7- 3	80	0	343	334	213	213	14	14	
TOTALS	RPI 1-25	RPI 26-50	W-L RECORDS	RPI 51-100	RPI 101-150	RPI 150+				
16- 8	0- 1	0- 1	OVERALL	0- 1	3- 1	13- 4				
7- 2	0- 0	0- 1	HOME	0- 0	2- 0	5- 1				
5- 6	0- 1	0- 0	AWAY	0- 1	1- 1	4- 3				
4- 0	0- 0	0- 0	NEUTRAL	0- 0	0- 0	4- 0				
7- 3	0- 1	0- 0	NON-CONFERENCE	0- 1	0- 0	7- 1				
1- 1	0- 0	0- 0	HOME	0- 0	0- 0	1- 1				
2- 2	0- 1	0- 0	AWAY	0- 1	0- 0	2- 0				
4- 0	0- 0	0- 0	NEUTRAL	0- 0	0- 0	4- 0				
9- 5	0- 0	0- 1	CONFERENCE	0- 0	3- 1	6- 3				
6- 1	0- 0	0- 1	HOME	0- 0	2- 0	4- 0				
3- 4	0- 0	0- 0	AWAY	0- 0	1- 1	2- 3				
0- 0	0- 0	0- 0	NEUTRAL	0- 0	0- 0	0- 0				

RPI 1-25				RPI 26-50				RPI 51-100				RPI 101+ Team's RPI: 155			
RPI	S	Opponent	Score	RPI	S	Opponent	Score	RPI	S	Opponent	Score	RPI	S	Opponent	Score
10	A	Iowa	81 86	30	H	FGCU	63 74	56	A	Iowa St.	72 80	104	A	Liberty	76 71
												104	H	Liberty	86 75
												144	A	North Florida	65 67
												144	H	North Florida	54 51
												160	H	Samford	63 79
												170	A	Jacksonville	56 67
												170	H	Jacksonville	76 65
												213	A	Stetson	60 69
												213	H	Stetson	68 57
												215	A	Kennesaw St.	56 59
												215	H	Kennesaw St.	71 54
												248	N	Alabama A&M	80 65
												254	A	Lipscomb	84 72
												254	H	Lipscomb	91 58
												280	N	UC Irvine	88 60
												326	A	NJIT	57 55
												327	A	Alabama St.	81 60
												336	A	Tennessee St.	88 63
												337	N	SIUE	85 67
												350	N	South Carolina St.	99 46
												351	H	Mississippi Val.	86 60
LAST 10 Division I															
				215	H	Kennesaw St.	71 54	326	A	NJIT	57 55				
				213	A	Stetson	60 69	170	A	Jacksonville	56 67				
				144	A	North Florida	65 67	215	A	Kennesaw St.	56 59				
				254	H	Lipscomb	91 58	213	H	Stetson	68 57				
				104	H	Liberty	86 75	30	H	FGCU	63 74				

Non-Div I Games: Virginia-Lynchburg 128 26 Oakwood 120 38

North Ala.

Loss, Non-Conf, S Site, H Home A Away N Neutral

# North Carolina

Through Games Of Feb. 27, 2020

Average RPI Win:	189	WON-LOST	WINNING	LAST 10	STRENGTH OF	OPP. STRENGTH	TEAM	ADJ.	CONF.	ADJ CONF.
Average RPI Loss:	57	RECORD	PCT. RANK	GAMES	SCHEDULE	OF SCHEDULE	RPI	RPI	RPI	RPI
DIV. I ONLY	16- 12	141	3-7	152	44	122	122	5	5	
DIV. I NON-CONF.	9- 2	37	0	337	124	157	157	4	4	
TOTALS	RPI 1-25	RPI 26-50	W-L RECORDS	RPI 51-100	RPI 101-150	RPI 150+				
16- 12	1- 2	0- 4	OVERALL	5- 4	0- 2	10- 0				
11- 4	1- 1	0- 1	HOME	2- 2	0- 0	8- 0				
2- 8	0- 1	0- 3	AWAY	2- 2	0- 2	0- 0				
3- 0	0- 0	0- 0	NEUTRAL	1- 0	0- 0	2- 0				
9- 2	0- 0	0- 0	NON-CONFERENCE	1- 2	0- 0	8- 0				
6- 1	0- 0	0- 0	HOME	0- 1	0- 0	6- 0				
0- 1	0- 0	0- 0	AWAY	0- 1	0- 0	0- 0				
3- 0	0- 0	0- 0	NEUTRAL	1- 0	0- 0	2- 0				
7- 10	1- 2	0- 4	CONFERENCE	4- 2	0- 2	2- 0				
5- 3	1- 1	0- 1	HOME	2- 1	0- 0	2- 0				
2- 7	0- 1	0- 3	AWAY	2- 1	0- 2	0- 0				
0- 0	0- 0	0- 0	NEUTRAL	0- 0	0- 0	0- 0				

RPI S	Opponent	Score	RPI S	Opponent	Score	RPI S	Opponent	Score	RPI S	Opponent	Score	Team's RPI: 122
6	H Louisville	67 74	26	A Duke	61 71	52	A Alabama	77 83	112	A Notre Dame	65 83	
23	A NC State	68 76	28	A Florida St.	64 78	53	A Virginia	65 47	129	A Wake Forest	79 82	
23	H NC State	66 60	35	A Virginia Tech	70 76	53	H Virginia	78 68	161	N Missouri	82 69	
			35	H Virginia Tech	63 72	67	H Yale	63 66	182	H Elon	76 46	
						70	A Georgia Tech	67 60	201	H Illinois	85 60	
						71	A Boston College	75 93	222	H Clemson	86 72	
						94	N Temple	71 58	273	N UNCW	85 45	
						96	H Miami (FL)	78 58	292	H Pittsburgh	70 62	
						98	H Syracuse	56 74	307	H N.C. Central	92 53	
									315	H Navy	80 40	
									340	H Western Caro.	92 55	
									344	H Charleston So.	85 54	
LAST 10 Division I												
112	A Notre Dame	65 83	26	A Duke	61 71							
129	A Wake Forest	79 82	222	H Clemson	86 72							
71	A Boston College	75 93	53	H Virginia	78 68							
98	H Syracuse	56 74	23	A NC State	68 76							
35	H Virginia Tech	63 72	70	A Georgia Tech	67 60							

Non-Div I Games:

North Carolina

Loss, Non-Conf, S Site, H Home A Away N Neutral

# North Dakota

Through Games Of Feb. 27, 2020

Average RPI Win:	274	WON-LOST	WINNING	LAST 10	STRENGTH OF	OPP. STRENGTH	TEAM	ADJ.	CONF.	ADJ CONF.
Average RPI Loss:	156	RECORD	PCT. RANK	GAMES	SCHEDULE	OF SCHEDULE	RPI	RPI	RPI	RPI
DIV. I ONLY	13- 13	170	3-7	310	234	230	230	19	19	
DIV. I NON-CONF.	7- 4	100	0	236	308	119	119	18	18	
TOTALS	RPI 1-25	RPI 26-50	W-L RECORDS	RPI 51-100	RPI 101-150	RPI 150+				
13- 13	0- 1	0- 1	OVERALL	0- 3	1- 0	12- 8				
5- 6	0- 0	0- 1	HOME	0- 2	1- 0	4- 3				
8- 7	0- 1	0- 0	AWAY	0- 1	0- 0	8- 5				
0- 0	0- 0	0- 0	NEUTRAL	0- 0	0- 0	0- 0				
7- 4	0- 1	0- 0	NON-CONFERENCE	0- 1	1- 0	6- 2				
2- 1	0- 0	0- 0	HOME	0- 1	1- 0	1- 0				
5- 3	0- 1	0- 0	AWAY	0- 0	0- 0	5- 2				
0- 0	0- 0	0- 0	NEUTRAL	0- 0	0- 0	0- 0				
6- 9	0- 0	0- 1	CONFERENCE	0- 2	0- 0	6- 6				
3- 5	0- 0	0- 1	HOME	0- 1	0- 0	3- 3				
3- 4	0- 0	0- 0	AWAY	0- 1	0- 0	3- 3				
0- 0	0- 0	0- 0	NEUTRAL	0- 0	0- 0	0- 0				

RPI 1-25				RPI 26-50				RPI 51-100				RPI 101+ Team's RPI: 230			
RPI	S	Opponent	Score	RPI	S	Opponent	Score	RPI	S	Opponent	Score	RPI	S	Opponent	Score
22	A	Arizona	42 74	32	H	South Dakota	46 93	63	H	Illinois St.	58 66	149	H	Valparaiso	65 63
								73	A	South Dakota St.	64 99	158	A	New Orleans	73 79
								73	H	South Dakota St.	61 74	203	A	Western Ill.	74 91
												203	H	Western Ill.	77 71
												211	A	Oral Roberts	52 75
												211	H	Oral Roberts	72 86
												212	H	Rhode Island	67 61
												223	A	SMU	51 66
												229	A	Milwaukee	66 58
												236	A	Denver	90 82
												236	H	Denver	81 91
												238	A	Grand Canyon	78 76
												262	A	North Dakota St.	82 92
												262	H	North Dakota St.	74 82
												300	A	Ga. Southern	69 56
												312	A	Omaha	71 67
												312	H	Omaha	63 57
												338	A	Purdue Fort Wayne	63 49
												338	H	Purdue Fort Wayne	91 85
												344	A	Charleston So.	73 57
												350	A	South Carolina St.	95 53
LAST 10 Division I															
312	A	Omaha	71 67	211	H	Oral Roberts	72 86								
262	H	North Dakota St.	74 82	338	A	Purdue Fort Wayne	63 49								
73	H	South Dakota St.	61 74	203	H	Western Ill.	77 71								
203	A	Western Ill.	74 91	236	H	Denver	81 91								
32	H	South Dakota	46 93	262	A	North Dakota St.	82 92								

Non-Div I Games: Northland 118 35 Mayville St. 83 52

North Dakota

Loss, Non-Conf, S Site, H Home A Away N Neutral

Average RPI Win: 280		WON-LOST	WINNING	LAST 10	STRENGTH OF	OPP. STRENGTH	TEAM	ADJ.	CONF.	ADJ CONF.
Average RPI Loss: 125		RECORD	PCT. RANK	GAMES	SCHEDULE	OF SCHEDULE	RPI	RPI	RPI	RPI
DIV. I ONLY		7- 18	298	5-5	173	155	262	262	19	19
DIV. I NON-CONF.		1- 9	326	0	148	27	292	292	18	18
TOTALS	RPI 1-25		RPI 26-50		W-L RECORDS		RPI 51-100		RPI 101-150	RPI 150+
7- 18	0- 0		0- 4		OVERALL		0- 4		0- 3	7- 7
3- 9	0- 0		0- 1		HOME		0- 2		0- 2	3- 4
4- 9	0- 0		0- 3		AWAY		0- 2		0- 1	4- 3
0- 0	0- 0		0- 0		NEUTRAL		0- 0		0- 0	0- 0
1- 9	0- 0		0- 2		NON-CONFERENCE		0- 2		0- 3	1- 2
0- 5	0- 0		0- 0		HOME		0- 1		0- 2	0- 2
1- 4	0- 0		0- 2		AWAY		0- 1		0- 1	1- 0
0- 0	0- 0		0- 0		NEUTRAL		0- 0		0- 0	0- 0
6- 9	0- 0		0- 2		CONFERENCE		0- 2		0- 0	6- 5
3- 4	0- 0		0- 1		HOME		0- 1		0- 0	3- 2
3- 5	0- 0		0- 1		AWAY		0- 1		0- 0	3- 3
0- 0	0- 0		0- 0		NEUTRAL		0- 0		0- 0	0- 0

RPI 1-25				RPI 26-50				RPI 51-100				RPI 101+				Team's RPI: 262	
RPI	S	Opponent	Score	RPI	S	Opponent	Score	RPI	S	Opponent	Score	RPI	S	Opponent	Score		
				32	A	South Dakota	57 96	56	H	Iowa St.	58 86	125	A	Northeastern	61 72		
				32	H	South Dakota	36 80	73	A	South Dakota St.	52 60	145	H	Wisconsin	63 64		
				36	A	Bradley	64 70	73	H	South Dakota St.	58 85	149	H	Valparaiso	54 66		
				43	A	Creighton	59 70	81	A	UNI	63 95	164	H	Wyoming	57 66		
												181	H	Northern Ill.	68 74		
												203	A	Western Ill.	79 86		
												203	H	Western Ill.	78 79		
												211	A	Oral Roberts	62 70		
												211	H	Oral Roberts	76 80		
												230	A	North Dakota	82 74		
												230	H	North Dakota	92 82		
												236	A	Denver	82 91		
												236	H	Denver	85 80		
												274	A	New Hampshire	67 61		
												312	A	Omaha	74 65		
												338	A	Purdue Fort Wayne	58 44		
												338	H	Purdue Fort Wayne	74 53		
LAST 10 Division I																	
				73	H	South Dakota St.	58 85	312	A	Omaha	74 65						
				230	A	North Dakota	82 74	203	A	Western Ill.	79 86						
				32	A	South Dakota	57 96	338	A	Purdue Fort Wayne	58 44						
				338	H	Purdue Fort Wayne	74 53	236	H	Denver	85 80						
				211	H	Oral Roberts	76 80	73	A	South Dakota St.	52 60						

North Dakota St.



# North Florida

Through Games Of Feb. 27, 2020

Average RPI Win:	206	WON-LOST	WINNING	LAST 10	STRENGTH OF	OPP. STRENGTH	TEAM	ADJ.	CONF.	ADJ CONF.
Average RPI Loss:	129	RECORD	PCT. RANK	GAMES	SCHEDULE	OF SCHEDULE	RPI	RPI	RPI	RPI
DIV. I ONLY	12- 14	199	4-6	91	173	144	144	16	16	
DIV. I NON-CONF.	5- 6	187	0	45	151	86	86	14	14	
TOTALS	RPI 1-25	RPI 26-50	W-L RECORDS	RPI 51-100	RPI 101-150	RPI 150+				
12- 14	0- 1	0- 3	OVERALL	1- 2	2- 2	9- 6				
5- 4	0- 0	0- 1	HOME	0- 0	2- 0	3- 3				
5- 8	0- 1	0- 2	AWAY	0- 1	0- 2	5- 2				
2- 2	0- 0	0- 0	NEUTRAL	1- 1	0- 0	1- 1				
5- 6	0- 1	0- 1	NON-CONFERENCE	1- 2	1- 1	3- 1				
1- 0	0- 0	0- 0	HOME	0- 0	1- 0	0- 0				
2- 4	0- 1	0- 1	AWAY	0- 1	0- 1	2- 0				
2- 2	0- 0	0- 0	NEUTRAL	1- 1	0- 0	1- 1				
7- 8	0- 0	0- 2	CONFERENCE	0- 0	1- 1	6- 5				
4- 4	0- 0	0- 1	HOME	0- 0	1- 0	3- 3				
3- 4	0- 0	0- 1	AWAY	0- 0	0- 1	3- 2				
0- 0	0- 0	0- 0	NEUTRAL	0- 0	0- 0	0- 0				

RPI S	Opponent	Score	RPI S	Opponent	Score	RPI S	Opponent	Score	RPI S	Opponent	Score	Team's RPI: 144
17	A Indiana	45 72	28	A Florida St.	41 70	58	N Marist	54 69	104	A Liberty	54 76	
			30	A FGCU	65 76	83	N Rider	80 70	104	H Liberty	65 50	
			30	H FGCU	50 72	96	A Miami (FL)	55 78	131	H Holy Cross	80 60	
									145	A Wisconsin	62 75	
									155	A North Ala.	51 54	
									155	H North Ala.	67 65	
									170	A Jacksonville	70 64	
									170	H Jacksonville	60 69	
									180	N Norfolk St.	54 57	
									213	H Stetson	52 60	
									215	A Kennesaw St.	64 55	
									215	H Kennesaw St.	57 33	
									248	A Alabama A&M	73 64	
									254	A Lipscomb	68 60	
									254	H Lipscomb	66 73	
									268	N Nicholls St.	64 61	
									303	A FIU	64 49	
									326	A NJIT	56 60	
									326	H NJIT	71 48	
LAST 10 Division I												
104	A Liberty	54 76	30	A FGCU	65 76							
254	H Lipscomb	66 73	213	H Stetson	52 60							
170	H Jacksonville	60 69	215	H Kennesaw St.	57 33							
155	H North Ala.	67 65	104	H Liberty	65 50							
326	A NJIT	56 60	254	A Lipscomb	68 60							

Non-Div I Games: Warner 110 46 Edward Waters 80 51

North Florida

Loss, Non-Conf, S Site, H Home A Away N Neutral

North Texas

Through Games Of Feb. 27, 2020

Average RPI Win:	250	WON-LOST	WINNING	LAST 10	STRENGTH OF	OPP. STRENGTH	TEAM	ADJ.	CONF.	ADJ CONF.
Average RPI Loss:	140	RECORD	PCT. RANK	GAMES	SCHEDULE	OF SCHEDULE	RPI	RPI	RPI	RPI
DIV. I ONLY	8- 16	275	3-7	160	179	260	260	13	13	
DIV. I NON-CONF.	4- 5	195	0	196	313	230	230	16	16	
TOTALS	RPI 1-25	RPI 26-50	W-L RECORDS	RPI 51-100	RPI 101-150	RPI 150+				
8- 16	0- 2	1- 2	OVERALL	0- 3	0- 2	7- 7				
6- 6	0- 0	1- 0	HOME	0- 2	0- 2	5- 2				
2- 8	0- 1	0- 1	AWAY	0- 1	0- 0	2- 5				
0- 2	0- 1	0- 1	NEUTRAL	0- 0	0- 0	0- 0				
4- 5	0- 1	0- 1	NON-CONFERENCE	0- 0	0- 1	4- 2				
3- 1	0- 0	0- 0	HOME	0- 0	0- 1	3- 0				
1- 2	0- 0	0- 0	AWAY	0- 0	0- 0	1- 2				
0- 2	0- 1	0- 1	NEUTRAL	0- 0	0- 0	0- 0				
4- 11	0- 1	1- 1	CONFERENCE	0- 3	0- 1	3- 5				
3- 5	0- 0	1- 0	HOME	0- 2	0- 1	2- 2				
1- 6	0- 1	0- 1	AWAY	0- 1	0- 0	1- 3				
0- 0	0- 0	0- 0	NEUTRAL	0- 0	0- 0	0- 0				

RPI 1-25				RPI 26-50				RPI 51-100				RPI 101+ Team's RPI: 260			
RPI	S	Opponent	Score	RPI	S	Opponent	Score	RPI	S	Opponent	Score	RPI	S	Opponent	Score
23	N	NC State	65 76	31	H	Western Ky.	61 54	57	H	Middle Tenn.	60 80	107	H	UT Arlington	49 68
25	A	Old Dominion	66 71	44	N	Texas	57 63	65	A	Rice	66 69	119	H	UAB	50 51
				49	A	Charlotte	59 72	65	H	Rice	52 67	192	A	Fla. Atlantic	78 84
												197	H	Louisiana	69 66
												202	H	Southern Miss.	57 65
												208	A	Hawaii	66 60
												221	A	UTEP	63 67
												233	H	Marshall	59 68
												244	A	CSU Bakersfield	52 61
												265	H	Louisiana Tech	74 69
												285	A	Utah St.	55 66
												303	A	FIU	56 58
												310	A	UTSA	79 55
												310	H	UTSA	94 55
												332	H	Alcorn	67 31
												347	H	La.-Monroe	63 51
LAST 10 Division I															
310	H	UTSA	94 55	57	H	Middle Tenn.	60 80								
65	A	Rice	66 69	65	H	Rice	52 67								
25	A	Old Dominion	66 71	221	A	UTEP	63 67								
49	A	Charlotte	59 72	310	A	UTSA	79 55								
119	H	UAB	50 51	265	H	Louisiana Tech	74 69								

Non-Div I Games: Mid-Amer. Christian59 61 Xavier (LA) 68 31 Tex. A&M-Texarkana 114 54

North Texas

Loss, Non-Conf, S Site, H Home A Away N Neutral

## Northeastern

Through Games Of Feb. 27, 2020

Average RPI Win:	214	WON-LOST	WINNING	LAST 10	STRENGTH OF	OPP. STRENGTH	TEAM	ADJ.	CONF.	ADJ CONF.
Average RPI Loss:	73	RECORD	PCT. RANK	GAMES	SCHEDULE	OF SCHEDULE	RPI	RPI	RPI	RPI
DIV. I ONLY	12- 14	199	4-6	43	128	125	125	14	14	
DIV. I NON-CONF.	4- 7	225	0	30	58	115	115	13	13	
TOTALS	RPI 1-25	RPI 26-50	W-L RECORDS	RPI 51-100	RPI 101-150	RPI 150+				
12- 14	0- 2	0- 5	OVERALL	1- 3	1- 2	10- 2				
8- 6	0- 0	0- 3	HOME	0- 2	1- 0	7- 1				
4- 8	0- 2	0- 2	AWAY	1- 1	0- 2	3- 1				
0- 0	0- 0	0- 0	NEUTRAL	0- 0	0- 0	0- 0				
4- 7	0- 2	0- 1	NON-CONFERENCE	1- 3	0- 1	3- 0				
2- 3	0- 0	0- 1	HOME	0- 2	0- 0	2- 0				
2- 4	0- 2	0- 0	AWAY	1- 1	0- 1	1- 0				
0- 0	0- 0	0- 0	NEUTRAL	0- 0	0- 0	0- 0				
8- 7	0- 0	0- 4	CONFERENCE	0- 0	1- 1	7- 2				
6- 3	0- 0	0- 2	HOME	0- 0	1- 0	5- 1				
2- 4	0- 0	0- 2	AWAY	0- 0	0- 1	2- 1				
0- 0	0- 0	0- 0	NEUTRAL	0- 0	0- 0	0- 0				

RPI 1-25				RPI 26-50				RPI 51-100				RPI 101+ Team's RPI: 125			
RPI	S	Opponent	Score	RPI	S	Opponent	Score	RPI	S	Opponent	Score	RPI	S	Opponent	Score
1	A	Oregon	47 89	32	H	South Dakota	76 80	54	H	Dayton	60 71	114	A	William & Mary	64 80
15	A	Central Mich.	63 79	41	A	James Madison	54 67	67	H	Yale	63 78	114	H	William & Mary	61 55
				41	H	James Madison	64 86	88	A	Fordham	58 74	130	A	Boston U.	56 72
				42	A	Drexel	41 50	97	A	Harvard	46 44	173	A	Maine	66 58
				42	H	Drexel	51 67					177	A	Towson	68 81
												177	H	Towson	66 63
												179	A	Delaware	72 62
												179	H	Delaware	69 81
												182	A	Elon	69 45
												182	H	Elon	68 65
												262	H	North Dakota St.	72 61
												264	H	Col. of Charleston	72 68
												273	H	UNCW	63 61
												319	H	Hofstra	74 51
												345	H	Hartford	60 47
LAST 10 Division I															
177	H	Towson	66 63	179	H	Delaware	69 81								
41	H	James Madison	64 86	273	H	UNCW	63 61								
182	A	Elon	69 45	264	H	Col. of Charleston	72 68								
114	A	William & Mary	64 80	41	A	James Madison	54 67								
42	H	Drexel	51 67	177	A	Towson	68 81								

Non-Div I Games:

Northeastern

■ Loss, 
 ■ Non-Conf, S Site, 
 ■ Home 
 ■ Away 
 N Neutral

Average RPI Win:	243	WON-LOST	WINNING	LAST 10	STRENGTH OF	OPP. STRENGTH	TEAM	ADJ.	CONF.	ADJ CONF.
Average RPI Loss:	149	RECORD	PCT. RANK	GAMES	SCHEDULE	OF SCHEDULE	RPI	RPI	RPI	RPI
DIV. I ONLY	15- 12	148	7-3	230	228	169	169	18	18	
DIV. I NON-CONF.	3- 6	235	0	129	247	203	203	17	17	
TOTALS	RPI 1-25	RPI 26-50	W-L RECORDS	RPI 51-100	RPI 101-150	RPI 150+				
15- 12	0- 1	0- 0	OVERALL	0- 3	2- 0	13- 8				
7- 4	0- 0	0- 0	HOME	0- 1	1- 0	6- 3				
7- 7	0- 0	0- 0	AWAY	0- 2	1- 0	6- 5				
1- 1	0- 1	0- 0	NEUTRAL	0- 0	0- 0	1- 0				
3- 6	0- 1	0- 0	NON-CONFERENCE	0- 2	0- 0	3- 3				
1- 1	0- 0	0- 0	HOME	0- 0	0- 0	1- 1				
1- 4	0- 0	0- 0	AWAY	0- 2	0- 0	1- 2				
1- 1	0- 1	0- 0	NEUTRAL	0- 0	0- 0	1- 0				
12- 6	0- 0	0- 0	CONFERENCE	0- 1	2- 0	10- 5				
6- 3	0- 0	0- 0	HOME	0- 1	1- 0	5- 2				
6- 3	0- 0	0- 0	AWAY	0- 0	1- 0	5- 3				
0- 0	0- 0	0- 0	NEUTRAL	0- 0	0- 0	0- 0				

RPI 1-25			RPI 26-50			RPI 51-100			RPI 101+ Team's RPI: 169		
RPI	S	Opponent	Score	RPI	S	Opponent	Score	RPI	S	Opponent	Score
16	N	Oregon St.	57 91					65	A	Rice	57 71
								75	A	Fresno St.	66 83
								86	H	Montana St.	64 72
								120	A	Idaho	71 70
								120	H	Idaho	70 67
								153	N	San Jose St.	67 64
								154	A	Montana	57 70
								154	H	Montana	71 79
								162	A	Idaho St.	70 59
								162	H	Idaho St.	76 79
								163	H	UC Davis	61 71
								176	A	Southern Utah	64 82
								176	H	Southern Utah	84 76
								218	A	Portland St.	54 66
								219	A	New Mexico	76 83
								224	A	Northern Colo.	71 60
								224	H	Northern Colo.	72 45
								299	A	California Baptist	79 98
								301	H	Seattle U	88 80
								302	A	Eastern Wash.	70 62
								302	H	Eastern Wash.	63 58
								304	A	Sacramento St.	85 65
								304	H	Sacramento St.	114 107
								318	A	Houston Baptist	79 62
								320	A	Weber St.	88 82
								320	H	Weber St.	92 61
LAST 10 Division I											
154	A	Montana	57 70	320	H	Weber St.	92 61				
302	H	Eastern Wash.	63 58	162	H	Idaho St.	76 79				
120	H	Idaho	70 67	302	A	Eastern Wash.	70 62				
176	A	Southern Utah	64 82	120	A	Idaho	71 70				
224	A	Northern Colo.	71 60	304	A	Sacramento St.	85 65				

Non-Div I Games:

Northern Ariz.

■ Loss, 
 ■ Non-Conf, S Site, 
 ■ Home 
 ■ Away 
 N Neutral

Average RPI Win:	244	WON-LOST	WINNING	LAST 10	STRENGTH OF	OPP. STRENGTH	TEAM	ADJ.	CONF.	ADJ CONF.
Average RPI Loss:	161	RECORD	PCT. RANK	GAMES	SCHEDULE	OF SCHEDULE	RPI	RPI	RPI	RPI
DIV. I ONLY	11- 15	217	4-6	228	200	224	224	18	18	
DIV. I NON-CONF.	4- 5	195	0	146	134	145	145	17	17	
TOTALS	RPI 1-25	RPI 26-50	W-L RECORDS	RPI 51-100	RPI 101-150	RPI 150+				
11- 15	0- 2	0- 0	OVERALL	0- 1	0- 2	11- 10				
4- 7	0- 0	0- 0	HOME	0- 0	0- 1	4- 6				
7- 8	0- 2	0- 0	AWAY	0- 1	0- 1	7- 4				
0- 0	0- 0	0- 0	NEUTRAL	0- 0	0- 0	0- 0				
4- 5	0- 2	0- 0	NON-CONFERENCE	0- 0	0- 0	4- 3				
1- 2	0- 0	0- 0	HOME	0- 0	0- 0	1- 2				
3- 3	0- 2	0- 0	AWAY	0- 0	0- 0	3- 1				
0- 0	0- 0	0- 0	NEUTRAL	0- 0	0- 0	0- 0				
7- 10	0- 0	0- 0	CONFERENCE	0- 1	0- 2	7- 7				
3- 5	0- 0	0- 0	HOME	0- 0	0- 1	3- 4				
4- 5	0- 0	0- 0	AWAY	0- 1	0- 1	4- 3				
0- 0	0- 0	0- 0	NEUTRAL	0- 0	0- 0	0- 0				

RPI 1-25				RPI 26-50				RPI 51-100				RPI 101+ Team's RPI: 224			
RPI	S	Opponent	Score	RPI	S	Opponent	Score	RPI	S	Opponent	Score	RPI	S	Opponent	Score
8	A	Stanford	36 90					86	A	Montana St.	58 91	120	A	Idaho	65 70
11	A	UCLA	58 92									120	H	Idaho	46 57
												154	A	Montana	67 58
												162	A	Idaho St.	39 59
												162	H	Idaho St.	55 71
												164	A	Wyoming	46 44
												169	A	Northern Ariz.	45 72
												169	H	Northern Ariz.	60 71
												176	A	Southern Utah	50 64
												176	H	Southern Utah	55 68
												196	A	Chattanooga	59 42
												217	H	San Francisco	83 90
												218	A	Portland St.	78 51
												218	H	Portland St.	77 58
												223	A	SMU	61 52
												236	A	Denver	55 74
												277	H	Air Force	72 62
												282	H	Colorado St.	58 75
												302	H	Eastern Wash.	63 42
												304	A	Sacramento St.	73 63
												304	H	Sacramento St.	90 73
												320	A	Weber St.	69 65
												320	H	Weber St.	60 65
LAST 10 Division I															
120	A	Idaho	65 70	218	A	Portland St.	78 51								
162	H	Idaho St.	55 71	176	H	Southern Utah	55 68								
176	A	Southern Utah	50 64	320	A	Weber St.	69 65								
304	H	Sacramento St.	90 73	162	A	Idaho St.	39 59								
169	H	Northern Ariz.	60 71	302	H	Eastern Wash.	63 42								

Non-Div I Games:

Northern Colo.

■ Loss, 
 ■ Non-Conf, S Site, 
 ■ Home 
 ■ Away 
 N Neutral

Average RPI Win:	209	WON-LOST	WINNING	LAST 10	STRENGTH OF	OPP. STRENGTH	TEAM	ADJ.	CONF.	ADJ CONF.
Average RPI Loss:	94	RECORD	PCT. RANK	GAMES	SCHEDULE	OF SCHEDULE	RPI	RPI	RPI	RPI
DIV. I ONLY	9- 17	270	4-6	61	117	181	181	10	10	
DIV. I NON-CONF.	4- 7	225	0	68	160	154	154	9	9	
TOTALS	RPI 1-25	RPI 26-50	W-L RECORDS	RPI 51-100	RPI 101-150	RPI 150+				
9- 17	0- 2	0- 3	OVERALL	0- 6	1- 2	8- 4				
4- 8	0- 1	0- 1	HOME	0- 3	1- 2	3- 1				
4- 8	0- 1	0- 1	AWAY	0- 3	0- 0	4- 3				
1- 1	0- 0	0- 1	NEUTRAL	0- 0	0- 0	1- 0				
4- 7	0- 0	0- 3	NON-CONFERENCE	0- 3	0- 0	4- 1				
1- 3	0- 0	0- 1	HOME	0- 2	0- 0	1- 0				
2- 3	0- 0	0- 1	AWAY	0- 1	0- 0	2- 1				
1- 1	0- 0	0- 1	NEUTRAL	0- 0	0- 0	1- 0				
5- 10	0- 2	0- 0	CONFERENCE	0- 3	1- 2	4- 3				
3- 5	0- 1	0- 0	HOME	0- 1	1- 2	2- 1				
2- 5	0- 1	0- 0	AWAY	0- 2	0- 0	2- 2				
0- 0	0- 0	0- 0	NEUTRAL	0- 0	0- 0	0- 0				

RPI 1-25				RPI 26-50				RPI 51-100				RPI 101+ Team's RPI: 181			
RPI	S	Opponent	Score	RPI	S	Opponent	Score	RPI	S	Opponent	Score	RPI	S	Opponent	Score
15	A	Central Mich.	60 66	29	H	Drake	49 73	61	A	Ohio	67 87	102	H	Kent St.	71 79
15	H	Central Mich.	66 70	32	N	South Dakota	48 91	61	H	Ohio	79 85	142	H	Buffalo	64 63
				40	A	Purdue	63 68	63	A	Illinois St.	66 69	146	H	Western Mich.	65 68
								68	A	Ball St.	89 97	157	A	Akron	70 65
								97	H	Harvard	53 59	172	A	Eastern Mich.	55 62
								100	H	Southern Ill.	61 80	172	H	Eastern Mich.	65 59
												174	H	Toledo	51 63
												199	A	Miami (OH)	64 66
												199	H	Miami (OH)	86 84
												205	N	Tennessee Tech	82 74
												207	H	Eastern Ill.	61 48
												229	A	Milwaukee	65 78
												251	A	Bowling Green	92 87
												262	A	North Dakota St.	74 68
												282	A	Colorado St.	80 75
LAST 10 Division I															
172	H	Eastern Mich.	65 59	251	A	Bowling Green	92 87								
15	H	Central Mich.	66 70	15	A	Central Mich.	60 66								
68	A	Ball St.	89 97	142	H	Buffalo	64 63								
146	H	Western Mich.	65 68	172	A	Eastern Mich.	55 62								
199	H	Miami (OH)	86 84	61	H	Ohio	79 85								

Non-Div I Games:

Northern Ill.

Average RPI Win:	261	WON-LOST	WINNING	LAST 10	STRENGTH OF	OPP. STRENGTH	TEAM	ADJ.	CONF.	ADJ CONF.
Average RPI Loss:	143	RECORD	PCT. RANK	GAMES	SCHEDULE	OF SCHEDULE	RPI	RPI	RPI	RPI
DIV. I ONLY	17- 11	101	8-2	289	235	184	184	22	22	
DIV. I NON-CONF.	6- 5	151	0	310	157	217	217	21	21	
TOTALS	RPI 1-25	RPI 26-50	W-L RECORDS	RPI 51-100	RPI 101-150	RPI 150+				
17- 11	0- 1	0- 0	OVERALL	1- 3	1- 3	15- 4				
10- 4	0- 1	0- 0	HOME	1- 1	1- 1	8- 1				
6- 7	0- 0	0- 0	AWAY	0- 2	0- 2	6- 3				
1- 0	0- 0	0- 0	NEUTRAL	0- 0	0- 0	1- 0				
6- 5	0- 1	0- 0	NON-CONFERENCE	0- 2	0- 0	6- 2				
3- 2	0- 1	0- 0	HOME	0- 1	0- 0	3- 0				
2- 3	0- 0	0- 0	AWAY	0- 1	0- 0	2- 2				
1- 0	0- 0	0- 0	NEUTRAL	0- 0	0- 0	1- 0				
11- 6	0- 0	0- 0	CONFERENCE	1- 1	1- 3	9- 2				
7- 2	0- 0	0- 0	HOME	1- 0	1- 1	5- 1				
4- 4	0- 0	0- 0	AWAY	0- 1	0- 2	4- 1				
0- 0	0- 0	0- 0	NEUTRAL	0- 0	0- 0	0- 0				

RPI S	Opponent	Score	RPI S	Opponent	Score	RPI S	Opponent	Score	RPI S	Opponent	Score	Team's RPI: 184
6	H Louisville	57 85				51	A Belmont	45 62	117	A Green Bay	44 65	
						64	A IUPUI	61 89	117	H Green Bay	63 43	
						64	H IUPUI	65 62	150	A Wright St.	69 79	
						89	H Saint Louis	42 67	150	H Wright St.	55 63	
									200	A Cleveland St.	62 66	
									200	H Cleveland St.	68 73	
									229	A Milwaukee	61 49	
									229	H Milwaukee	61 37	
									242	H Central Ark.	72 56	
									252	N Jacksonville St.	66 63	
									254	A Lipscomb	69 71	
									259	A Youngstown St.	59 55	
									259	H Youngstown St.	75 56	
									269	H Wofford	80 72	
									272	A Indiana St.	70 68	
									279	H Oakland	69 60	
									288	A Eastern Ky.	62 69	
									303	A FIU	67 45	
									312	H Omaha	57 40	
									333	A Detroit Mercy	82 61	
									333	H Detroit Mercy	72 60	
									342	A UIC	88 46	
									342	H UIC	78 35	
LAST 10 Division I												
333	A	Detroit Mercy	82	61	200	A	Cleveland St.	62	66			
150	A	Wright St.	69	79	117	H	Green Bay	63	43			
64	H	IUPUI	65	62	229	H	Milwaukee	61	37			
342	H	UIC	78	35	333	H	Detroit Mercy	72	60			
259	A	Youngstown St.	59	55	279	H	Oakland	69	60			

Non-Div I Games:

Northern Ky.

■ Loss, 
 ■ Non-Conf, S Site, 
 ■ Home 
 ■ Away 
 N Neutral

## Northwestern

Through Games Of Feb. 27, 2020

Average RPI Win:	109	WON-LOST	WINNING	LAST 10	STRENGTH OF	OPP. STRENGTH	TEAM	ADJ.	CONF.	ADJ CONF.
Average RPI Loss:	11	RECORD	PCT. RANK	GAMES	SCHEDULE	OF SCHEDULE	RPI	RPI	RPI	RPI
DIV. I ONLY	25- 3	9	9-1	33	2	7	7	2	2	
DIV. I NON-CONF.	10- 1	20	0	98	21	24	24	2	2	
TOTALS	RPI 1-25	RPI 26-50	W-L RECORDS	RPI 51-100	RPI 101-150	RPI 150+				
25- 3	3- 3	6- 0	OVERALL	6- 0	3- 0	7- 0				
13- 2	1- 2	3- 0	HOME	4- 0	2- 0	3- 0				
10- 1	2- 1	3- 0	AWAY	2- 0	1- 0	2- 0				
2- 0	0- 0	0- 0	NEUTRAL	0- 0	0- 0	2- 0				
10- 1	0- 1	2- 0	NON-CONFERENCE	2- 0	2- 0	4- 0				
6- 1	0- 1	0- 0	HOME	2- 0	2- 0	2- 0				
2- 0	0- 0	2- 0	AWAY	0- 0	0- 0	0- 0				
2- 0	0- 0	0- 0	NEUTRAL	0- 0	0- 0	2- 0				
15- 2	3- 2	4- 0	CONFERENCE	4- 0	1- 0	3- 0				
7- 1	1- 1	3- 0	HOME	2- 0	0- 0	1- 0				
8- 1	2- 1	1- 0	AWAY	2- 0	1- 0	2- 0				
0- 0	0- 0	0- 0	NEUTRAL	0- 0	0- 0	0- 0				

RPI 1-25				Team's RPI: 7		RPI 26-50				RPI 51-100				RPI 101+			
RPI	S	Opponent	Score	RPI	S	Opponent	Score	RPI	S	Opponent	Score	RPI	S	Opponent	Score		
3	A	Maryland	61 70	26	A	Duke	63 42	71	H	Boston College	66 63	107	H	UT Arlington	74 47		
3	H	Maryland	81 58	34	A	Michigan	66 60	84	A	Minnesota	56 54	145	A	Wisconsin	82 66		
10	H	Iowa	51 77	34	H	Michigan	81 73	85	A	Michigan St.	76 48	149	H	Valparaiso	69 48		
17	A	Indiana	71 69	37	A	Marquette	64 56	85	H	Michigan St.	85 55	165	H	Dartmouth	79 37		
20	H	DePaul	68 70	40	H	Purdue	61 56	90	H	Nebraska	60 56	201	A	Illinois	77 50		
24	A	Ohio St.	69 55	45	H	Rutgers	82 65	95	H	Colgate	73 44	209	A	Penn St.	82 59		



KIRCHWISSENER DIV.				THROUGH GAMES OF FEB. 17, 1910						
Average RPI Win:	319	WON-LOST	WINNING	LAST 10	STRENGTH OF	OPP. STRENGTH	TEAM	ADJ.	CONF.	ADJ CONF.
Average RPI Loss:	183	RECORD	PCT. RANK	GAMES	SCHEDULE	OF SCHEDULE	RPI	RPI	RPI	RPI
DIV. I ONLY	5- 18	316	2-8	306	289	334	334	23	23	
DIV. I NON-CONF.	1- 5	313	0	249	246	326	326	24	24	
TOTALS	RPI 1-25	RPI 26-50	W-L RECORDS	RPI 51-100	RPI 101-150	RPI 150+				
5- 18	0- 0	0- 2	OVERALL	0- 3	0- 2	5- 11				
4- 8	0- 0	0- 0	HOME	0- 2	0- 0	4- 6				
1- 10	0- 0	0- 2	AWAY	0- 1	0- 2	1- 5				
0- 0	0- 0	0- 0	NEUTRAL	0- 0	0- 0	0- 0				
1- 5	0- 0	0- 2	NON-CONFERENCE	0- 0	0- 1	1- 2				
1- 1	0- 0	0- 0	HOME	0- 0	0- 0	1- 1				
0- 4	0- 0	0- 2	AWAY	0- 0	0- 1	0- 1				
0- 0	0- 0	0- 0	NEUTRAL	0- 0	0- 0	0- 0				
4- 13	0- 0	0- 0	CONFERENCE	0- 3	0- 1	4- 9				
3- 7	0- 0	0- 0	HOME	0- 2	0- 0	3- 5				
1- 6	0- 0	0- 0	AWAY	0- 1	0- 1	1- 4				
0- 0	0- 0	0- 0	NEUTRAL	0- 0	0- 0	0- 0				

RPI 1-25				RPI 26-50				RPI 51-100				RPI 101+				Team's RPI: 334	
RPI	S	Opponent	Score	RPI	S	Opponent	Score	RPI	S	Opponent	Score	RPI	S	Opponent	Score		
				39	A	Arkansas	39 99	87	H	A&M-Corpus Christi	59 72	103	A	Abilene Christian	69 84		
				44	A	Texas	49 91	99	A	SFA	40 89	138	A	Texas Tech	49 79		
								99	H	SFA	45 61	151	H	Sam Houston St.	69 79		
												152	H	Jackson St.	49 66		
												158	H	New Orleans	63 77		
												237	H	Southeastern La.	56 72		
												242	H	Central Ark.	44 51		
												258	A	Incarnate Word	39 76		
												258	H	Incarnate Word	67 69		
												268	A	Nicholls St.	66 73		
												268	H	Nicholls St.	58 54		
												269	A	Lamar University	58 61		
												318	A	Houston Baptist	54 46		
												318	H	Houston Baptist	69 60		
												343	A	McNeese	51 61		
												343	H	McNeese	70 60		
												346	H	Grambling	65 61		
												347	A	La.-Monroe	54 63		
LAST 10 Division I																	
				99	H	SFA	45 61	103	A	Abilene Christian	69 84						
				268	A	Nicholls St.	66 73	242	H	Central Ark.	44 51						
				343	H	McNeese	70 60	158	H	New Orleans	63 77						
				258	A	Incarnate Word	39 76	237	H	Southeastern La.	56 72						
				318	A	Houston Baptist	54 46	99	A	SFA	40 89						

Northwestern St.

Average RPI Win:	144	WON-LOST	WINNING	LAST 10	STRENGTH OF	OPP. STRENGTH	TEAM	ADJ.	CONF.	ADJ CONF.
Average RPI Loss:	57	RECORD	PCT. RANK	GAMES	SCHEDULE	OF SCHEDULE	RPI	RPI	RPI	RPI
DIV. I ONLY	12- 17	231	5-5	26	18	112	112	5	5	
DIV. I NON-CONF.	5- 7	205	0	9	9	90	90	4	4	
TOTALS	RPI 1-25	RPI 26-50	W-L RECORDS	RPI 51-100	RPI 101-150	RPI 150+				
12- 17	0- 5	1- 3	OVERALL	5- 8	2- 0	4- 1				
6- 9	0- 3	0- 1	HOME	2- 4	1- 0	3- 1				
5- 6	0- 2	1- 1	AWAY	2- 3	1- 0	1- 0				
1- 2	0- 0	0- 1	NEUTRAL	1- 1	0- 0	0- 0				
5- 7	0- 2	1- 1	NON-CONFERENCE	2- 4	0- 0	2- 0				
2- 4	0- 1	0- 0	HOME	0- 3	0- 0	2- 0				
2- 1	0- 1	1- 0	AWAY	1- 0	0- 0	0- 0				
1- 2	0- 0	0- 1	NEUTRAL	1- 1	0- 0	0- 0				
7- 10	0- 3	0- 2	CONFERENCE	3- 4	2- 0	2- 1				
4- 5	0- 2	0- 1	HOME	2- 1	1- 0	1- 1				
3- 5	0- 1	0- 1	AWAY	1- 3	1- 0	1- 0				
0- 0	0- 0	0- 0	NEUTRAL	0- 0	0- 0	0- 0				

RPI S	Opponent	Score	RPI S	Opponent	Score	RPI S	Opponent	Score	RPI S	Opponent	Score	Team's RPI: 112
5	A UConn	57 81	26	A Duke	47 50	53	A Virginia	60 90	122	H North Carolina	83 65	
6	A Louisville	49 82	30	N FGCU	60 69	59	H Tennessee	63 74	129	A Wake Forest	75 71	
6	H Louisville	54 86	34	A Michigan	76 72	70	A Georgia Tech	59 51	174	H Toledo	54 51	
20	H DePaul	94 105	35	H Virginia Tech	62 68	71	A Boston College	55 56	222	H Clemson	55 71	
23	H NC State	56 90				71	H Boston College	65 75	261	H Loyola Maryland	84 60	
						72	N South Fla.	67 51	292	A Pittsburgh	60 52	
						73	N South Dakota St.	59 65	292	H Pittsburgh	74 52	
						84	H Minnesota	67 75				
						85	H Michigan St.	69 72				
						88	A Fordham	60 55				
						96	H Miami (FL)	76 53				
						98	A Syracuse	63 74				
						98	H Syracuse	72 70				
LAST 10 Division I												
122	H North Carolina	83 65	292	H Pittsburgh	74 52							
98	H Syracuse	72 70	129	A Wake Forest	75 71							
35	H Virginia Tech	62 68	70	A Georgia Tech	59 51							
6	A Louisville	49 82	6	H Louisville	54 86							
71	A Boston College	55 56	53	A Virginia	60 90							

Non-Div I Games:

Notre Dame

Average RPI Win:	280	WON-LOST	WINNING	LAST 10	STRENGTH OF	OPP. STRENGTH	TEAM	ADJ.	CONF.	ADJ CONF.
Average RPI Loss:	159	RECORD	PCT. RANK	GAMES	SCHEDULE	OF SCHEDULE	RPI	RPI	RPI	RPI
DIV. I ONLY	9- 17	270	3-7	275	231	279	279	22	22	
DIV. I NON-CONF.	3- 6	235	0	272	106	246	246	21	21	
TOTALS	RPI 1-25	RPI 26-50	W-L RECORDS	RPI 51-100	RPI 101-150	RPI 150+				
9- 17	0- 1	0- 2	OVERALL	0- 3	1- 3	8- 8				
4- 6	0- 1	0- 1	HOME	0- 1	1- 1	3- 2				
4- 11	0- 0	0- 1	AWAY	0- 2	0- 2	4- 6				
1- 0	0- 0	0- 0	NEUTRAL	0- 0	0- 0	1- 0				
3- 6	0- 1	0- 2	NON-CONFERENCE	0- 1	0- 0	3- 2				
0- 2	0- 1	0- 1	HOME	0- 0	0- 0	0- 0				
2- 4	0- 0	0- 1	AWAY	0- 1	0- 0	2- 2				
1- 0	0- 0	0- 0	NEUTRAL	0- 0	0- 0	1- 0				
6- 11	0- 0	0- 0	CONFERENCE	0- 2	1- 3	5- 6				
4- 4	0- 0	0- 0	HOME	0- 1	1- 1	3- 2				
2- 7	0- 0	0- 0	AWAY	0- 1	0- 2	2- 4				
0- 0	0- 0	0- 0	NEUTRAL	0- 0	0- 0	0- 0				

RPI 1-25				RPI 26-50				RPI 51-100				RPI 101+				Team's RPI: 279	
RPI	S	Opponent	Score	RPI	S	Opponent	Score	RPI	S	Opponent	Score	RPI	S	Opponent	Score		
15	H	Central Mich.	47 65	34	A	Michigan	64 79	64	A	IUPUI	41 76	117	A	Green Bay	51 76		
				36	H	Bradley	58 74	64	H	IUPUI	63 89	117	H	Green Bay	93 88		
								85	A	Michigan St.	56 76	150	A	Wright St.	66 85		
												150	H	Wright St.	60 77		
												184	A	Northern Ky.	60 69		
												200	A	Cleveland St.	64 83		
												200	H	Cleveland St.	58 79		
												229	A	Milwaukee	67 74		
												229	H	Milwaukee	78 62		
												252	N	Jacksonville St.	61 55		
												259	A	Youngstown St.	86 73		
												259	H	Youngstown St.	74 79		
												283	A	Niagara	63 77		
												294	A	St. Bonaventure	66 80		
												303	A	FIU	58 49		
												333	A	Detroit Mercy	71 57		
												333	H	Detroit Mercy	65 60		
												342	A	UIC	64 70		
												342	H	UIC	63 46		
												348	A	Chicago St.	98 70		
LAST 10 Division I																	
150	H	Wright St.	60 77	64	H	IUPUI	63 89										
259	A	Youngstown St.	86 73	342	H	UIC	63 46										
200	A	Cleveland St.	64 83	333	H	Detroit Mercy	65 60										
117	A	Green Bay	51 76	150	A	Wright St.	66 85										
229	A	Milwaukee	67 74	184	A	Northern Ky.	60 69										

Non-Div I Games: Lourdes 72 53 Concordia (MI) 76 42

Oakland

Loss, Non-Conf, S Site, H Home A Away N Neutral

Average RPI Win:	170	WON-LOST	WINNING	LAST 10	STRENGTH OF	OPP. STRENGTH	TEAM	ADJ.	CONF.	ADJ CONF.
Average RPI Loss:	93	RECORD	PCT. RANK	GAMES	SCHEDULE	OF SCHEDULE	RPI	RPI	RPI	RPI
DIV. I ONLY	17- 9	77	7-3	120	78	61	61	10	10	
DIV. I NON-CONF.	7- 4	100	0	128	20	67	67	9	9	
TOTALS	RPI 1-25	RPI 26-50	W-L RECORDS	RPI 51-100	RPI 101-150	RPI 150+				
17- 9	1- 3	0- 1	OVERALL	2- 2	2- 1	12- 2				
10- 1	0- 1	0- 0	HOME	2- 0	1- 0	7- 0				
6- 7	1- 2	0- 1	AWAY	0- 1	1- 1	4- 2				
1- 1	0- 0	0- 0	NEUTRAL	0- 1	0- 0	1- 0				
7- 4	1- 1	0- 1	NON-CONFERENCE	1- 2	0- 0	5- 0				
4- 0	0- 0	0- 0	HOME	1- 0	0- 0	3- 0				
2- 3	1- 1	0- 1	AWAY	0- 1	0- 0	1- 0				
1- 1	0- 0	0- 0	NEUTRAL	0- 1	0- 0	1- 0				
10- 5	0- 2	0- 0	CONFERENCE	1- 0	2- 1	7- 2				
6- 1	0- 1	0- 0	HOME	1- 0	1- 0	4- 0				
4- 4	0- 1	0- 0	AWAY	0- 0	1- 1	3- 2				
0- 0	0- 0	0- 0	NEUTRAL	0- 0	0- 0	0- 0				

RPI 1-25				RPI 26-50				RPI 51-100 Team's RPI: 61				RPI 101+			
RPI	S	Opponent	Score	RPI	S	Opponent	Score	RPI	S	Opponent	Score	RPI	S	Opponent	Score
15	A	Central Mich.	90 92	44	A	Texas	60 73	64	H	IUPUI	70 64	102	H	Kent St.	63 57
15	H	Central Mich.	71 73					68	H	Ball St.	79 71	142	A	Buffalo	76 65
19	A	TCU	72 79					91	N	Butler	55 60	146	A	Western Mich.	72 73
24	A	Ohio St.	74 68					98	A	Syracuse	54 66	157	A	Akron	76 79
												157	H	Akron	70 57
												172	A	Eastern Mich.	75 65
												174	H	Toledo	86 58
												181	A	Northern Ill.	85 79
												181	H	Northern Ill.	87 67
												189	H	American	81 69
												196	A	Chattanooga	70 58
												199	A	Miami (OH)	84 70
												233	H	Marshall	67 51
												251	A	Bowling Green	68 82
												251	H	Bowling Green	79 69
												258	H	Incarnate Word	78 41
												292	N	Pittsburgh	72 50
LAST 10 Division I															
251	A	Bowling Green	68 82	172	A	Eastern Mich.	75 65								
157	A	Akron	76 79	15	A	Central Mich.	90 92								
174	H	Toledo	86 58	157	H	Akron	70 57								
199	A	Miami (OH)	84 70	251	H	Bowling Green	79 69								
102	H	Kent St.	63 57	181	A	Northern Ill.	85 79								

Non-Div I Games:

Ohio

■ Loss, 
■ Non-Conf, 
■ S Site, 
■ H Home 
■ A Away 
N Neutral

Average RPI Win:	122	WON-LOST	WINNING	LAST 10	STRENGTH OF	OPP. STRENGTH	TEAM	ADJ.	CONF.	ADJ CONF.
Average RPI Loss:	27	RECORD	PCT. RANK	GAMES	SCHEDULE	OF SCHEDULE	RPI	RPI	RPI	RPI
DIV. I ONLY	17- 11	101	6-4	2	19	24	24	2	2	
DIV. I NON-CONF.	7- 4	100	0	3	72	14	14	2	2	
TOTALS	RPI 1-25	RPI 26-50	W-L RECORDS	RPI 51-100	RPI 101-150	RPI 150+				
17- 11	2- 6	1- 3	OVERALL	6- 2	3- 0	5- 0				
8- 5	1- 3	1- 1	HOME	2- 1	1- 0	3- 0				
7- 5	1- 3	0- 1	AWAY	3- 1	1- 0	2- 0				
2- 1	0- 0	0- 1	NEUTRAL	1- 0	1- 0	0- 0				
7- 4	1- 2	0- 1	NON-CONFERENCE	2- 1	2- 0	2- 0				
2- 2	1- 1	0- 0	HOME	0- 1	0- 0	1- 0				
3- 1	0- 1	0- 0	AWAY	1- 0	1- 0	1- 0				
2- 1	0- 0	0- 1	NEUTRAL	1- 0	1- 0	0- 0				
10- 7	1- 4	1- 2	CONFERENCE	4- 1	1- 0	3- 0				
6- 3	0- 2	1- 1	HOME	2- 0	1- 0	2- 0				
4- 4	1- 2	0- 1	AWAY	2- 1	0- 0	1- 0				
0- 0	0- 0	0- 0	NEUTRAL	0- 0	0- 0	0- 0				

RPI	S	Opponent	Score	RPI	S	Opponent	Score	RPI	S	Opponent	Score	RPI	S	Opponent	Score
3	A	Maryland	62 72	32	N	South Dakota	53 68	61	H	Ohio	68 74	102	A	Kent St.	75 65
3	H	Maryland	65 85	34	H	Michigan	78 69	80	A	Cincinnati	78 73	145	H	Wisconsin	82 74
5	H	UConn	62 73	40	H	Purdue	50 66	81	N	UNI	64 46	149	N	Valparaiso	89 38
6	H	Louisville	67 60	45	A	Rutgers	57 59	84	A	Minnesota	66 63	201	A	Illinois	78 58
7	H	Northwestern	55 69					84	H	Minnesota	99 76	201	H	Illinois	77 47
8	A	Stanford	52 71					85	A	Michigan St.	65 68	204	H	Radford	70 57
10	A	Iowa	68 77					90	A	Nebraska	80 74	209	H	Penn St.	80 70
17	A	Indiana	80 76					90	H	Nebraska	65 52	304	A	Sacramento St.	104 74
LAST 10 Division I															
7	H	Northwestern	55 69	145	H	Wisconsin	82 74								
45	A	Rutgers	57 59	201	A	Illinois	78 58								
90	H	Nebraska	65 52	90	A	Nebraska	80 74								
17	A	Indiana	80 76	3	H	Maryland	65 85								
84	H	Minnesota	99 76	10	A	Iowa	68 77								

Non-Div I Games:

Ohio St.

Average RPI Win:	97	WON-LOST	WINNING	LAST 10	STRENGTH OF	OPP. STRENGTH	TEAM	ADJ.	CONF.	ADJ CONF.
Average RPI Loss:	68	RECORD	PCT. RANK	GAMES	SCHEDULE	OF SCHEDULE	RPI	RPI	RPI	RPI
DIV. I ONLY	12- 15	209	2-8	1	52	66	66	3	3	
DIV. I NON-CONF.	7- 5	131	0	4	143	47	47	3	3	
TOTALS	RPI 1-25	RPI 26-50	W-L RECORDS	RPI 51-100	RPI 101-150	RPI 150+				
12- 15	0- 5	3- 3	OVERALL	4- 3	3- 2	2- 2				
9- 7	0- 3	2- 2	HOME	3- 1	2- 1	2- 0				
3- 7	0- 1	1- 1	AWAY	1- 2	1- 1	0- 2				
0- 1	0- 1	0- 0	NEUTRAL	0- 0	0- 0	0- 0				
7- 5	0- 2	2- 1	NON-CONFERENCE	1- 0	2- 0	2- 2				
7- 1	0- 1	2- 0	HOME	1- 0	2- 0	2- 0				
0- 3	0- 0	0- 1	AWAY	0- 0	0- 0	0- 2				
0- 1	0- 1	0- 0	NEUTRAL	0- 0	0- 0	0- 0				
5- 10	0- 3	1- 2	CONFERENCE	3- 3	1- 2	0- 0				
2- 6	0- 2	0- 2	HOME	2- 1	0- 1	0- 0				
3- 4	0- 1	1- 0	AWAY	1- 2	1- 1	0- 0				
0- 0	0- 0	0- 0	NEUTRAL	0- 0	0- 0	0- 0				

RPI 1-25				RPI 26-50				RPI 51-100				RPI 101+			
RPI	S	Opponent	Score	RPI	S	Opponent	Score	RPI	S	Opponent	Score	RPI	S	Opponent	Score
4	A	Baylor	69 101	29	H	Drake	93 84	56	A	Iowa St.	59 63	103	H	Abilene Christian	78 65
4	H	Baylor	56 77	31	A	Western Ky.	63 74	56	H	Iowa St.	81 72	113	A	Kansas	94 82
5	N	UConn	53 97	33	H	LSU	90 68	60	A	West Virginia	73 49	113	H	Kansas	80 83
14	H	Missouri St.	90 96	44	H	Texas	53 70	60	H	West Virginia	68 58	119	H	UAB	82 75
19	H	TCU	63 82	46	A	Oklahoma St.	77 75	92	A	Kansas St.	74 92	138	A	Texas Tech	84 89
				46	H	Oklahoma St.	69 73	92	H	Kansas St.	85 87	151	H	Sam Houston St.	95 71
								99	H	SFA	75 62	166	A	Wichita St.	83 88
												198	A	Houston	69 85
												293	H	Prairie View	94 48
LAST 10 Division I															
113	H	Kansas	80 83	60	H	West Virginia	68 58								
4	A	Baylor	69 101	113	A	Kansas	94 82								
92	H	Kansas St.	85 87	44	H	Texas	53 70								
46	H	Oklahoma St.	69 73	92	A	Kansas St.	74 92								
56	A	Iowa St.	59 63	138	A	Texas Tech	84 89								

Non-Div I Games:

Oklahoma

■ Loss, 
■ Non-Conf, 
■ S Site, 
■ H Home 
■ A Away 
N Neutral

Average RPI Win:	140	WON-LOST	WINNING	LAST 10	STRENGTH OF	OPP. STRENGTH	TEAM	ADJ.	CONF.	ADJ CONF.
Average RPI Loss:	36	RECORD	PCT. RANK	GAMES	SCHEDULE	OF SCHEDULE	RPI	RPI	RPI	RPI
DIV. I ONLY	15- 12	148	4-6	7	39	46	46	3	3	
DIV. I NON-CONF.	9- 3	63	0	32	97	28	28	3	3	
TOTALS	RPI 1-25	RPI 26-50	W-L RECORDS	RPI 51-100	RPI 101-150	RPI 150+				
15- 12	0- 7	0- 1	OVERALL	5- 3	5- 1	5- 0				
10- 5	0- 2	0- 1	HOME	2- 2	4- 0	4- 0				
4- 5	0- 3	0- 0	AWAY	3- 1	0- 1	1- 0				
1- 2	0- 2	0- 0	NEUTRAL	0- 0	1- 0	0- 0				
9- 3	0- 3	0- 0	NON-CONFERENCE	1- 0	3- 0	5- 0				
7- 0	0- 0	0- 0	HOME	1- 0	2- 0	4- 0				
1- 1	0- 1	0- 0	AWAY	0- 0	0- 0	1- 0				
1- 2	0- 2	0- 0	NEUTRAL	0- 0	1- 0	0- 0				
6- 9	0- 4	0- 1	CONFERENCE	4- 3	2- 1	0- 0				
3- 5	0- 2	0- 1	HOME	1- 2	2- 0	0- 0				
3- 4	0- 2	0- 0	AWAY	3- 1	0- 1	0- 0				
0- 0	0- 0	0- 0	NEUTRAL	0- 0	0- 0	0- 0				

RPI 1-25				RPI 26-50				Team's RPI: 46				RPI 51-100				RPI 101+			
RPI	S	Opponent	Score	RPI	S	Opponent	Score	RPI	S	Opponent	Score	RPI	S	Opponent	Score	RPI	S	Opponent	Score
1	N	Oregon	72 89	44	H	Texas	56 61	56	A	Iowa St.	63 74	107	N	UT Arlington	60 47				
4	A	Baylor	48 94					56	H	Iowa St.	63 64	113	H	Kansas	67 49				
4	H	Baylor	42 69					60	A	West Virginia	57 55	120	H	Idaho	62 47				
6	N	Louisville	48 69					60	H	West Virginia	60 57	124	H	Duquesne	84 41				
18	A	Texas A&M	62 74					65	H	Rice	69 38	138	A	Texas Tech	79 109				
19	A	TCU	37 49					66	A	Oklahoma	73 69	138	H	Texas Tech	74 58				
19	H	TCU	68 72					66	H	Oklahoma	75 77	162	H	Idaho St.	70 52				
								92	A	Kansas St.	70 63	211	H	Oral Roberts	78 44				
												245	H	Southern U.	72 59				
												267	A	Tulsa	78 48				
												269	H	Lamar University	74 53				
LAST 10 Division I																			
138	H	Texas Tech	74 58	56	A	Iowa St.	63 74												
19	A	TCU	37 49	138	A	Texas Tech	79 109												
4	H	Baylor	42 69	19	H	TCU	68 72												
66	A	Oklahoma	73 69	44	H	Texas	56 61												
60	H	West Virginia	60 57	60	A	West Virginia	57 55												

Non-Div I Games:

Oklahoma St.

■ Loss, 
 ■ Non-Conf, 
 S Site, 
 ■ Home 
 ■ Away 
 N Neutral

Old Dominion

Through Games Of Feb. 27, 2020

Average RPI Win:	182	WON-LOST	WINNING	LAST 10	STRENGTH OF	OPP. STRENGTH	TEAM	ADJ.	CONF.	ADJ CONF.
Average RPI Loss:	82	RECORD	PCT. RANK	GAMES	SCHEDULE	OF SCHEDULE	RPI	RPI	RPI	RPI
DIV. I ONLY	24- 4	14	9-1	112	143	25	25	13	13	
DIV. I NON-CONF.	10- 2	29	0	121	182	33	33	16	16	
TOTALS	RPI 1-25	RPI 26-50	W-L RECORDS	RPI 51-100	RPI 101-150	RPI 150+				
24- 4	0- 0	2- 1	OVERALL	2- 1	7- 2	13- 0				
14- 0	0- 0	2- 0	HOME	1- 0	4- 0	7- 0				
9- 4	0- 0	0- 1	AWAY	1- 1	2- 2	6- 0				
1- 0	0- 0	0- 0	NEUTRAL	0- 0	1- 0	0- 0				
10- 2	0- 0	0- 0	NON-CONFERENCE	0- 1	7- 1	3- 0				
6- 0	0- 0	0- 0	HOME	0- 0	4- 0	2- 0				
3- 2	0- 0	0- 0	AWAY	0- 1	2- 1	1- 0				
1- 0	0- 0	0- 0	NEUTRAL	0- 0	1- 0	0- 0				
14- 2	0- 0	2- 1	CONFERENCE	2- 0	0- 1	10- 0				
8- 0	0- 0	2- 0	HOME	1- 0	0- 0	5- 0				
6- 2	0- 0	0- 1	AWAY	1- 0	0- 1	5- 0				
0- 0	0- 0	0- 0	NEUTRAL	0- 0	0- 0	0- 0				

RPI S	Opponent	Score	RPI S	Opponent	Score	RPI S	Opponent	Score	RPI S	Opponent	Score
31	H Western Ky.	76 65	53	A Virginia	53 56	105	A VCU	49 62			
49	A Charlotte	59 63	57	A Middle Tenn.	67 56	106	A Auburn	89 77			
49	H Charlotte	54 51	65	H Rice	66 59	114	A William & Mary	69 58			
						116	H Campbell	59 44			
						119	A UAB	65 76			
						120	N Idaho	67 55			
						123	H Richmond	73 51			
						140	H Mt. St. Mary's	85 34			
						143	H Hampton	75 38			
						192	A Fla. Atlantic	75 63			
						192	H Fla. Atlantic	60 49			
						202	H Southern Miss.	67 50			
						221	A UTEP	77 69			
						233	A Marshall	64 54			
						233	H Marshall	57 46			
						253	H Winthrop	68 44			
						260	H North Texas	71 66			
						265	H Louisiana Tech	77 61			
						303	A FIU	66 39			
						310	A UTSA	62 43			
						311	A Cal Poly	61 55			
						325	H UMES	48 39			
LAST 10 Division I											
192	H Fla. Atlantic	60 49	221	A UTEP	77 69						
233	A Marshall	64 54	310	A UTSA	62 43						
49	A Charlotte	59 63	265	H Louisiana Tech	77 61						
260	H North Texas	71 66	202	H Southern Miss.	67 50						
65	H Rice	66 59	192	A Fla. Atlantic	75 63						

Non-Div I Games:

Old Dominion

Loss, Non-Conf, S Site, H Home A Away N Neutral



Average RPI Win:	296	WON-LOST	WINNING	LAST 10	STRENGTH OF	OPP. STRENGTH	TEAM	ADJ.	CONF.	ADJ CONF.
Average RPI Loss:	102	RECORD	PCT. RANK	GAMES	SCHEDULE	OF SCHEDULE	RPI	RPI	RPI	RPI
DIV. I ONLY	7- 21	307	0-10	134	111	287	287	4	4	
DIV. I NON-CONF.	7- 6	161	0	307	351	295	295	5	5	
TOTALS	RPI 1-25	RPI 26-50	W-L RECORDS	RPI 51-100	RPI 101-150	RPI 150+				
7- 21	0- 4	0- 2	OVERALL	0- 4	0- 5	7- 6				
6- 10	0- 2	0- 1	HOME	0- 3	0- 1	6- 3				
0- 10	0- 2	0- 1	AWAY	0- 1	0- 4	0- 2				
1- 1	0- 0	0- 0	NEUTRAL	0- 0	0- 0	1- 1				
7- 6	0- 0	0- 0	NON-CONFERENCE	0- 0	0- 2	7- 4				
6- 3	0- 0	0- 0	HOME	0- 0	0- 1	6- 2				
0- 2	0- 0	0- 0	AWAY	0- 0	0- 1	0- 1				
1- 1	0- 0	0- 0	NEUTRAL	0- 0	0- 0	1- 1				
0- 15	0- 4	0- 2	CONFERENCE	0- 4	0- 3	0- 2				
0- 7	0- 2	0- 1	HOME	0- 3	0- 0	0- 1				
0- 8	0- 2	0- 1	AWAY	0- 1	0- 3	0- 1				
0- 0	0- 0	0- 0	NEUTRAL	0- 0	0- 0	0- 0				

RPI 1-25				RPI 26-50				RPI 51-100				RPI 101+ Team's RPI: 287			
RPI	S	Opponent	Score	RPI	S	Opponent	Score	RPI	S	Opponent	Score	RPI	S	Opponent	Score
2	H	South Carolina	32 87	33	A	LSU	44 52	52	H	Alabama	56 57	106	A	Auburn	43 59
12	A	Mississippi St.	39 80	39	H	Arkansas	64 108	59	A	Tennessee	66 77	111	H	Southeast Mo. St.	53 70
18	A	Texas A&M	35 79					59	H	Tennessee	28 84	118	A	Vanderbilt	47 63
21	H	Kentucky	52 94					69	H	Georgia	51 58	127	A	Florida	72 74
												138	A	Texas Tech	48 84
												151	H	Sam Houston St.	75 69
												158	H	New Orleans	64 69
												161	A	Missouri	67 82
												161	H	Missouri	57 71
												197	H	Louisiana	42 53
												202	A	Southern Miss.	53 59
												265	H	Louisiana Tech	76 53
												292	N	Pittsburgh	50 58
												300	H	Ga. Southern	69 66
												327	H	Alabama St.	93 66
												332	N	Alcorn	73 55
												347	H	La.-Monroe	66 42
												351	H	Mississippi Val.	72 53
LAST 10 Division I															
59	A	Tennessee	66 77	118	A	Vanderbilt	47 63								
161	A	Missouri	67 82	52	H	Alabama	56 57								
21	H	Kentucky	52 94	2	H	South Carolina	32 87								
39	H	Arkansas	64 108	12	A	Mississippi St.	39 80								
127	A	Florida	72 74	106	A	Auburn	43 59								

Non-Div I Games:

Ole Miss

■ Loss, 
■ Non-Conf, 
■ S Site, 
■ H Home 
■ A Away 
N Neutral

Average RPI Win:	270	WON-LOST	WINNING	LAST 10	STRENGTH OF	OPP. STRENGTH	TEAM	ADJ.	CONF.	ADJ CONF.
Average RPI Loss:	161	RECORD	PCT. RANK	GAMES	SCHEDULE	OF SCHEDULE	RPI	RPI	RPI	RPI
DIV. I ONLY	5- 21	319	1-9	170	259	312	312	19	19	
DIV. I NON-CONF.	3- 8	268	0	115	311	266	266	18	18	
TOTALS	RPI 1-25	RPI 26-50	W-L RECORDS	RPI 51-100	RPI 101-150	RPI 150+				
5- 21	0- 0	0- 3	OVERALL	0- 4	0- 2	5- 12				
3- 10	0- 0	0- 2	HOME	0- 2	0- 0	3- 6				
1- 10	0- 0	0- 1	AWAY	0- 2	0- 1	1- 6				
1- 1	0- 0	0- 0	NEUTRAL	0- 0	0- 1	1- 0				
3- 8	0- 0	0- 1	NON-CONFERENCE	0- 2	0- 2	3- 3				
2- 3	0- 0	0- 1	HOME	0- 1	0- 0	2- 1				
0- 4	0- 0	0- 0	AWAY	0- 1	0- 1	0- 2				
1- 1	0- 0	0- 0	NEUTRAL	0- 0	0- 1	1- 0				
2- 13	0- 0	0- 2	CONFERENCE	0- 2	0- 0	2- 9				
1- 7	0- 0	0- 1	HOME	0- 1	0- 0	1- 5				
1- 6	0- 0	0- 1	AWAY	0- 1	0- 0	1- 4				
0- 0	0- 0	0- 0	NEUTRAL	0- 0	0- 0	0- 0				

RPI S	Opponent	Score	RPI S	Opponent	Score	RPI S	Opponent	Score	RPI S	Opponent	Score	Team's RPI: 312
32	A South Dakota	44 77	32	H South Dakota	39 71	73	A South Dakota St.	59 69	105	N VCU	66 74	
43	H Creighton	54 67				73	H South Dakota St.	51 68	113	A Kansas	48 63	
						81	H UNI	45 81	184	A Northern Ky.	40 57	
						92	A Kansas St.	48 73	200	H Cleveland St.	66 79	
									203	A Western Ill.	66 79	
									203	H Western Ill.	69 83	
									207	A Eastern Ill.	52 65	
									210	H UMKC	57 53	
									211	A Oral Roberts	57 84	
									211	H Oral Roberts	60 54	
									230	A North Dakota	57 63	
									230	H North Dakota	67 71	
									236	A Denver	60 66	
									236	H Denver	80 86	
									241	H Morgan St.	70 64	
									262	H North Dakota St.	65 74	
									338	A Purdue Fort Wayne	65 51	
									338	H Purdue Fort Wayne	57 58	
									351	N Mississippi Val.	78 70	
LAST 10 Division I												
230	H North Dakota	67 71	73	A South Dakota St.	59 69							
338	A Purdue Fort Wayne	65 51	262	H North Dakota St.	65 74							
203	A Western Ill.	66 79	32	H South Dakota	39 71							
236	H Denver	80 86	338	H Purdue Fort Wayne	57 58							
211	A Oral Roberts	57 84	203	H Western Ill.	69 83							

Non-Div I Games: Peru St. 92 58 Graceland (IA) 85 46

Omaha

■ Loss, 
 ■ Non-Conf, S Site, 
 ■ Home 
 ■ Away 
 N Neutral

# Oral Roberts

Through Games Of Feb. 27, 2020

Average RPI Win:	240	WON-LOST	WINNING	LAST 10	STRENGTH OF	OPP. STRENGTH	TEAM	ADJ.	CONF.	ADJ CONF.
Average RPI Loss:	140	RECORD	PCT. RANK	GAMES	SCHEDULE	OF SCHEDULE	RPI	RPI	RPI	RPI
DIV. I ONLY	11- 15	217	5-5	187	169	211	211	19	19	
DIV. I NON-CONF.	3- 8	268	0	179	94	269	269	18	18	
TOTALS	RPI 1-25	RPI 26-50	W-L RECORDS	RPI 51-100	RPI 101-150	RPI 150+				
11- 15	0- 0	0- 4	OVERALL	0- 4	0- 1	11- 6				
8- 3	0- 0	0- 1	HOME	0- 1	0- 0	8- 1				
3- 12	0- 0	0- 3	AWAY	0- 3	0- 1	3- 5				
0- 0	0- 0	0- 0	NEUTRAL	0- 0	0- 0	0- 0				
3- 8	0- 0	0- 2	NON-CONFERENCE	0- 2	0- 1	3- 3				
3- 1	0- 0	0- 0	HOME	0- 0	0- 0	3- 1				
0- 7	0- 0	0- 2	AWAY	0- 2	0- 1	0- 2				
0- 0	0- 0	0- 0	NEUTRAL	0- 0	0- 0	0- 0				
8- 7	0- 0	0- 2	CONFERENCE	0- 2	0- 0	8- 3				
5- 2	0- 0	0- 1	HOME	0- 1	0- 0	5- 0				
3- 5	0- 0	0- 1	AWAY	0- 1	0- 0	3- 3				
0- 0	0- 0	0- 0	NEUTRAL	0- 0	0- 0	0- 0				

RPI S	Opponent	Score	RPI S	Opponent	Score	RPI S	Opponent	Score	RPI S	Opponent	Score	Team's RPI: 211
32	A South Dakota	56 79	32	H South Dakota	73 77	73	A South Dakota St.	44 58	110	A Utah	58 78	
39	A Arkansas	64 96	32	H South Dakota	73 77	73	H South Dakota St.	61 76	151	H Sam Houston St.	64 41	
46	A Oklahoma St.	44 78	39	A Arkansas	64 96	90	A Nebraska	67 77	166	H Wichita St.	79 66	
			46	A Oklahoma St.	44 78	92	A Kansas St.	69 109	176	A Southern Utah	58 72	
									203	A Western Ill.	61 75	
									203	H Western Ill.	71 60	
									230	A North Dakota	86 72	
									230	H North Dakota	75 52	
									236	A Denver	79 91	
									236	H Denver	84 72	
									255	H Texas St.	63 57	
									262	A North Dakota St.	80 76	
									262	H North Dakota St.	70 62	
									267	A Tulsa	65 67	
									312	A Omaha	54 60	
									312	H Omaha	84 57	
									318	H Houston Baptist	73 74	
									338	A Purdue Fort Wayne	79 73	
LAST 10 Division I												
203	H Western Ill.	71 60	230	A North Dakota	86 72	230	A North Dakota	86 72	230	A North Dakota	86 72	
236	A Denver	79 91	73	H South Dakota St.	61 76	73	H South Dakota St.	61 76	73	H South Dakota St.	61 76	
32	H South Dakota	73 77	236	H Denver	84 72	236	H Denver	84 72	236	H Denver	84 72	
312	H Omaha	84 57	32	A South Dakota	56 79	32	A South Dakota	56 79	32	A South Dakota	56 79	
262	A North Dakota St.	80 76	203	A Western Ill.	61 75	203	A Western Ill.	61 75	203	A Western Ill.	61 75	

Non-Div I Games: Rogers St. 80 40 Cent. Christian (KS114 60

Oral Roberts

Loss, Non-Conf, S Site, H Home A Away N Neutral

# Oregon

Through Games Of Feb. 27, 2020

Average RPI Win:	93	WON-LOST	WINNING	LAST 10	STRENGTH OF	OPP. STRENGTH	TEAM	ADJ.	CONF.	ADJ CONF.
Average RPI Loss:	17	RECORD	PCT. RANK	GAMES	SCHEDULE	OF SCHEDULE	RPI	RPI	RPI	RPI
DIV. I ONLY	26- 2	5	10-0	4	8	1	1	1	1	1
DIV. I NON-CONF.	11- 1	13	1-0	50	32	9	9	1	1	1
TOTALS	RPI 1-25	RPI 26-50	W-L RECORDS	RPI 51-100	RPI 101-150	RPI 150+				
26- 2	8- 1	2- 1	OVERALL	6- 0	7- 0	3- 0				
13- 0	3- 0	1- 0	HOME	3- 0	4- 0	2- 0				
11- 1	5- 0	0- 1	AWAY	3- 0	2- 0	1- 0				
2- 1	0- 1	1- 0	NEUTRAL	0- 0	1- 0	0- 0				
11- 1	1- 1	1- 0	NON-CONFERENCE	3- 0	3- 0	3- 0				
6- 0	0- 0	0- 0	HOME	2- 0	2- 0	2- 0				
3- 0	1- 0	0- 0	AWAY	1- 0	0- 0	1- 0				
2- 1	0- 1	1- 0	NEUTRAL	0- 0	1- 0	0- 0				
15- 1	7- 0	1- 1	CONFERENCE	3- 0	4- 0	0- 0				
7- 0	3- 0	1- 0	HOME	1- 0	2- 0	0- 0				
8- 1	4- 0	0- 1	AWAY	2- 0	2- 0	0- 0				
0- 0	0- 0	0- 0	NEUTRAL	0- 0	0- 0	0- 0				

RPI	S	Opponent	Score	RPI	S	Opponent	Score	RPI	S	Opponent	Score	RPI	S	Opponent	Score
5	A	UConn	74 56	27	A	Arizona St.	66 72	73	H	South Dakota St.	95 56	107	N	UT Arlington	91 54
6	N	Louisville	62 72	27	H	Arizona St.	79 48	77	A	Colorado	101 53	110	A	Utah	90 63
8	A	Stanford	74 66	46	N	Oklahoma St.	89 72	77	H	Colorado	104 46	110	H	Utah	88 51
8	H	Stanford	87 55					82	A	Southern California	93 67	125	H	Northeastern	89 47
11	A	UCLA	80 66					92	H	Kansas St.	89 51	135	A	California	93 61
16	A	Oregon St.	66 57					98	A	Syracuse	81 64	135	H	California	105 55
16	H	Oregon St.	76 64									147	H	Texas Southern	99 63
22	A	Arizona	71 64									285	H	Utah St.	109 52
22	H	Arizona	85 52									291	A	Long Beach St.	81 45
												305	H	UC Riverside	84 41
LAST 10 Division I															
8	A	Stanford	74 66	22	H	Arizona	85 52								
135	A	California	93 61	5	A	UConn	74 56								
82	A	Southern California	93 67	77	A	Colorado	101 53								
11	A	UCLA	80 66	110	A	Utah	90 63								
27	H	Arizona St.	79 48	16	A	Oregon St.	66 57								

Non-Div I Games:

Oregon

Loss, Non-Conf, S Site, H Home A Away N Neutral

## Oregon St.

Through Games Of Feb. 27, 2020

Average RPI Win:	125	WON-LOST	WINNING	LAST 10	STRENGTH OF	OPP. STRENGTH	TEAM	ADJ.	CONF.	ADJ CONF.
Average RPI Loss:	20	RECORD	PCT. RANK	GAMES	SCHEDULE	OF SCHEDULE	RPI	RPI	RPI	RPI
DIV. I ONLY	20- 8	53	4-6	3	35	16	16	1	1	
DIV. I NON-CONF.	12- 0	1	0	49	152	6	6	1	1	
TOTALS	RPI 1-25	RPI 26-50	W-L RECORDS	RPI 51-100	RPI 101-150	RPI 150+				
20- 8	3- 6	1- 1	OVERALL	4- 1	6- 0	6- 0				
12- 3	2- 3	1- 0	HOME	1- 0	3- 0	5- 0				
5- 5	1- 3	0- 1	AWAY	2- 1	2- 0	0- 0				
3- 0	0- 0	0- 0	NEUTRAL	1- 0	1- 0	1- 0				
12- 0	2- 0	0- 0	NON-CONFERENCE	2- 0	2- 0	6- 0				
8- 0	2- 0	0- 0	HOME	0- 0	1- 0	5- 0				
1- 0	0- 0	0- 0	AWAY	1- 0	0- 0	0- 0				
3- 0	0- 0	0- 0	NEUTRAL	1- 0	1- 0	1- 0				
8- 8	1- 6	1- 1	CONFERENCE	2- 1	4- 0	0- 0				
4- 3	0- 3	1- 0	HOME	1- 0	2- 0	0- 0				
4- 5	1- 3	0- 1	AWAY	1- 1	2- 0	0- 0				
0- 0	0- 0	0- 0	NEUTRAL	0- 0	0- 0	0- 0				

RPI 1-25				Team's RPI: 16				RPI 26-50				RPI 51-100				RPI 101+			
RPI	S	Opponent	Score	RPI	S	Opponent	Score	RPI	S	Opponent	Score	RPI	S	Opponent	Score	RPI	S	Opponent	Score
1	A	Oregon	64 76	27	A	Arizona St.	47 55	74	N	BYU	65 34	104	N	Liberty	68 55				
1	H	Oregon	57 66	27	H	Arizona St.	64 62	77	A	Colorado	79 52	110	A	Utah	77 65				
8	A	Stanford	60 63					77	H	Colorado	72 60	110	H	Utah	77 48				
8	H	Stanford	58 61					82	A	Southern California	66 72	133	H	Pacific	69 57				
11	A	UCLA	74 83					96	A	Miami (FL)	75 53	135	A	California	76 63				
14	H	Missouri St.	80 69									135	H	California	81 44				
20	H	DePaul	98 77									169	N	Northern Ariz.	91 57				
22	A	Arizona	63 61									176	H	Southern Utah	95 45				
22	H	Arizona	58 65									208	H	Hawaii	64 32				
												244	H	CSU Bakersfield	69 50				
												280	H	UC Irvine	86 57				
												285	H	Utah St.	75 46				
LAST 10 Division I																			
135	A	California	76 63	27	H	Arizona St.	64 62	110	A	Utah	77 65								
8	A	Stanford	60 63	77	A	Colorado	79 52	1	H	Oregon	57 66								
11	A	UCLA	74 83	1	A	Oregon	64 76												
82	A	Southern California	66 72																
22	H	Arizona	58 65																

Non-Div I Games:

Oregon St.

■ Loss, 
 ■ Non-Conf, S Site, 
 ■ Home 
 ■ Away 
 N Neutral

Average RPI Win: <b>219</b>	WON-LOST	WINNING	LAST 10	STRENGTH OF	OPP. STRENGTH	TEAM	ADJ.	CONF.	ADJ CONF.
Average RPI Loss: <b>112</b>	RECORD	PCT. RANK	GAMES	SCHEDULE	OF SCHEDULE	RPI	RPI	RPI	RPI
DIV. I ONLY	15- 13	160	4-6	147	115	133	133	11	11
DIV. I NON-CONF.	7- 4	100	0	205	145	105	105	11	11
TOTALS	RPI 1-25	RPI 26-50	W-L RECORDS	RPI 51-100	RPI 101-150	RPI 150+			
15- 13	0- 4	1- 0	OVERALL	0- 2	2- 2	12- 5			
8- 4	0- 1	0- 0	HOME	0- 1	1- 1	7- 1			
6- 8	0- 3	1- 0	AWAY	0- 1	1- 1	4- 3			
1- 1	0- 0	0- 0	NEUTRAL	0- 0	0- 0	1- 1			
7- 4	0- 2	1- 0	NON-CONFERENCE	0- 0	0- 0	6- 2			
4- 0	0- 0	0- 0	HOME	0- 0	0- 0	4- 0			
2- 3	0- 2	1- 0	AWAY	0- 0	0- 0	1- 1			
1- 1	0- 0	0- 0	NEUTRAL	0- 0	0- 0	1- 1			
8- 9	0- 2	0- 0	CONFERENCE	0- 2	2- 2	6- 3			
4- 4	0- 1	0- 0	HOME	0- 1	1- 1	3- 1			
4- 5	0- 1	0- 0	AWAY	0- 1	1- 1	3- 2			
0- 0	0- 0	0- 0	NEUTRAL	0- 0	0- 0	0- 0			

RPI 1-25				RPI 26-50				RPI 51-100				RPI 101+ Team's RPI: 133			
RPI	S	Opponent	Score	RPI	S	Opponent	Score	RPI	S	Opponent	Score	RPI	S	Opponent	Score
11	A	UCLA	57 <b>68</b>	42	A	Drexel	58 51	74	A	BYU	54 <b>65</b>	115	A	San Diego	61 <b>66</b>
13	A	Gonzaga	67 <b>68</b>					74	H	BYU	66 <b>76</b>	115	H	San Diego	64 <b>66</b>
13	H	Gonzaga	65 <b>83</b>									136	A	Portland	77 73
16	A	Oregon St.	57 <b>69</b>									136	H	Portland	77 70
												174	N	Toledo	65 <b>66</b>
												185	A	Saint Mary's (CA)	68 66
												185	H	Saint Mary's (CA)	65 53
												190	A	Santa Clara	65 <b>75</b>
												194	A	Pepperdine	54 <b>59</b>
												194	H	Pepperdine	64 63
												210	H	UMKC	89 60
												217	A	San Francisco	84 61
												217	H	San Francisco	61 <b>67</b>
												223	H	SMU	77 49
												244	A	CSU Bakersfield	70 <b>80</b>
												266	A	UC Santa Barbara	63 53
												272	H	Indiana St.	83 66
												290	A	LMU (CA)	87 70
												290	H	LMU (CA)	76 67
												314	N	St. Francis Brooklyn	71 62
												320	H	Weber St.	76 53
LAST 10 Division I															
217	H	San Francisco	61 <b>67</b>	13	H	Gonzaga	65 <b>83</b>								
185	H	Saint Mary's (CA)	65 53	290	A	LMU (CA)	87 70								
74	A	BYU	54 <b>65</b>	194	A	Pepperdine	54 <b>59</b>								
115	A	San Diego	61 <b>66</b>	185	A	Saint Mary's (CA)	68 66								
136	H	Portland	77 70	115	H	San Diego	64 <b>66</b>								

Non-Div I Games:

Pacific

■ Loss, 
 ■ Non-Conf, S Site, 
 ■ Home 
 ■ Away 
 N Neutral

Average RPI Win:	194	WON-LOST	WINNING	LAST 10	STRENGTH OF	OPP. STRENGTH	TEAM	ADJ.	CONF.	ADJ CONF.
Average RPI Loss:	52	RECORD	PCT. RANK	GAMES	SCHEDULE	OF SCHEDULE	RPI	RPI	RPI	RPI
DIV. I ONLY	16- 6	51	7-3	136	85	48	48	7	7	
DIV. I NON-CONF.	9- 3	63	0-1	288	88	96	96	8	8	
TOTALS	RPI 1-25	RPI 26-50	W-L RECORDS	RPI 51-100	RPI 101-150	RPI 150+				
16- 6	0- 2	1- 1	OVERALL	2- 3	1- 0	12- 0				
9- 1	0- 1	1- 0	HOME	1- 0	1- 0	6- 0				
7- 5	0- 1	0- 1	AWAY	1- 3	0- 0	6- 0				
0- 0	0- 0	0- 0	NEUTRAL	0- 0	0- 0	0- 0				
9- 3	0- 0	1- 1	NON-CONFERENCE	0- 2	0- 0	8- 0				
5- 0	0- 0	1- 0	HOME	0- 0	0- 0	4- 0				
4- 3	0- 0	0- 1	AWAY	0- 2	0- 0	4- 0				
0- 0	0- 0	0- 0	NEUTRAL	0- 0	0- 0	0- 0				
7- 3	0- 2	0- 0	CONFERENCE	2- 1	1- 0	4- 0				
4- 1	0- 1	0- 0	HOME	1- 0	1- 0	2- 0				
3- 2	0- 1	0- 0	AWAY	1- 1	0- 0	2- 0				
0- 0	0- 0	0- 0	NEUTRAL	0- 0	0- 0	0- 0				

RPI 1-25				RPI 26-50				RPI 51-100				RPI 101+			
RPI	S	Opponent	Score	RPI	S	Opponent	Score	RPI	S	Opponent	Score	RPI	S	Opponent	Score
9	A	Princeton	44 80	26	A	Duke	50 66	67	A	Yale	53 51	128	H	Columbia	86 84
9	H	Princeton	55 75	42	H	Drexel	53 49	76	A	Villanova	58 70	165	A	Dartmouth	66 33
								94	A	Temple	72 76	165	H	Dartmouth	67 31
								97	A	Harvard	51 58	188	H	Cornell	63 41
								97	H	Harvard	70 48	191	A	La Salle	65 49
												208	A	Hawaii	70 55
												213	H	Stetson	81 41
												225	A	Brown	85 73
												228	H	Iona	74 42
												235	A	Saint Joseph's	55 45
												284	H	Siena	92 44
												326	A	NJIT	85 51
												345	H	Hartford	74 46
LAST 10 Division I															
9	A	Princeton	44 80	188	H	Cornell	63 41								
97	H	Harvard	70 48	128	H	Columbia	86 84								
165	H	Dartmouth	67 31	165	A	Dartmouth	66 33								
67	A	Yale	53 51	97	A	Harvard	51 58								
225	A	Brown	85 73	94	A	Temple	72 76								

Non-Div I Games: Chaminade 90 39

Penn

Average RPI Win:	212	WON-LOST	WINNING	LAST 10	STRENGTH OF	OPP. STRENGTH	TEAM	ADJ.	CONF.	ADJ CONF.
Average RPI Loss:	76	RECORD	PCT. RANK	GAMES	SCHEDULE	OF SCHEDULE	RPI	RPI	RPI	RPI
DIV. I ONLY	7- 21	307	0-10	35	54	209	209	2	2	
DIV. I NON-CONF.	6- 5	151	0	224	252	216	216	2	2	
TOTALS	RPI 1-25	RPI 26-50	W-L RECORDS	RPI 51-100	RPI 101-150	RPI 150+				
7- 21	0- 8	0- 5	OVERALL	2- 3	0- 1	5- 4				
5- 11	0- 4	0- 2	HOME	2- 2	0- 0	3- 3				
1- 9	0- 4	0- 3	AWAY	0- 1	0- 1	1- 0				
1- 1	0- 0	0- 0	NEUTRAL	0- 0	0- 0	1- 1				
6- 5	0- 1	0- 0	NON-CONFERENCE	1- 1	0- 0	5- 3				
4- 3	0- 0	0- 0	HOME	1- 1	0- 0	3- 2				
1- 1	0- 1	0- 0	AWAY	0- 0	0- 0	1- 0				
1- 1	0- 0	0- 0	NEUTRAL	0- 0	0- 0	1- 1				
1- 16	0- 7	0- 5	CONFERENCE	1- 2	0- 1	0- 1				
1- 8	0- 4	0- 2	HOME	1- 1	0- 0	0- 1				
0- 8	0- 3	0- 3	AWAY	0- 1	0- 1	0- 0				
0- 0	0- 0	0- 0	NEUTRAL	0- 0	0- 0	0- 0				

RPI S	Opponent	Score	RPI S	Opponent	Score	RPI S	Opponent	Score	RPI S	Opponent	Score	Team's RPI: 209
3	H Maryland	69 106	34	A Michigan	48 82	83	H Rider	70 78	145	A Wisconsin	65 71	
7	A Northwestern	59 85	34	H Michigan	66 80	84	H Minnesota	74 81	177	A Towson	73 67	
7	H Northwestern	59 82	40	A Purdue	68 81	85	H Michigan St.	86 73	191	H La Salle	67 69	
9	A Princeton	55 72	45	A Rutgers	39 72	88	H Fordham	72 59	201	H Illinois	66 70	
10	A Iowa	57 100	45	H Rutgers	57 62	90	A Nebraska	58 75	222	H Clemson	68 55	
10	H Iowa	66 77							234	H George Mason	68 78	
17	H Indiana	60 76							291	N Long Beach St.	56 64	
24	A Ohio St.	70 80							292	H Pittsburgh	78 73	
									307	N N.C. Central	92 68	
									312	H Sacred Heart	88 65	
LAST 10 Division I												
34	H Michigan	66 80	45	A Rutgers	39 72							
10	A Iowa	57 100	7	H Northwestern	59 82							
3	H Maryland	69 106	10	H Iowa	66 77							
90	A Nebraska	58 75	40	A Purdue	68 81							
201	H Illinois	66 70	17	H Indiana	60 76							

Non-Div I Games:

Penn St.

■ Loss, 
 ■ Non-Conf, 
 ■ S Site, 
 ■ H Home 
 ■ A Away 
 N Neutral



Pepperdine

Through Games Of Feb. 27, 2020

Average RPI Win:	219	WON-LOST	WINNING	LAST 10	STRENGTH OF	OPP. STRENGTH	TEAM	ADJ.	CONF.	ADJ CONF.
Average RPI Loss:	130	RECORD	PCT. RANK	GAMES	SCHEDULE	OF SCHEDULE	RPI	RPI	RPI	RPI
DIV. I ONLY	12- 13	189	5-5	206	110	194	194	11	11	
DIV. I NON-CONF.	4- 4	164	0	305	201	240	240	11	11	
TOTALS	RPI 1-25	RPI 26-50	W-L RECORDS	RPI 51-100	RPI 101-150	RPI 150+				
12- 13	0- 2	0- 0	OVERALL	0- 2	2- 5	10- 4				
7- 6	0- 1	0- 0	HOME	0- 1	2- 1	5- 3				
5- 7	0- 1	0- 0	AWAY	0- 1	0- 4	5- 1				
0- 0	0- 0	0- 0	NEUTRAL	0- 0	0- 0	0- 0				
4- 4	0- 0	0- 0	NON-CONFERENCE	0- 0	0- 2	4- 2				
2- 2	0- 0	0- 0	HOME	0- 0	0- 0	2- 2				
2- 2	0- 0	0- 0	AWAY	0- 0	0- 2	2- 0				
0- 0	0- 0	0- 0	NEUTRAL	0- 0	0- 0	0- 0				
8- 9	0- 2	0- 0	CONFERENCE	0- 2	2- 3	6- 2				
5- 4	0- 1	0- 0	HOME	0- 1	2- 1	3- 1				
3- 5	0- 1	0- 0	AWAY	0- 1	0- 2	3- 1				
0- 0	0- 0	0- 0	NEUTRAL	0- 0	0- 0	0- 0				

RPI 1-25				RPI 26-50				RPI 51-100				RPI 101+ Team's RPI: 194			
RPI	S	Opponent	Score	RPI	S	Opponent	Score	RPI	S	Opponent	Score	RPI	S	Opponent	Score
13	A	Gonzaga	36 70					74	A	BYU	64 66	101	A	Boise St.	74 76
13	H	Gonzaga	50 64					74	H	BYU	47 65	109	A	Washington St.	48 85
												115	H	San Diego	73 57
												133	A	Pacific	63 64
												133	H	Pacific	59 54
												136	A	Portland	67 69
												136	H	Portland	62 64
												163	H	UC Davis	70 67
												185	A	Saint Mary's (CA)	78 85
												185	H	Saint Mary's (CA)	73 64
												190	A	Santa Clara	79 61
												190	H	Santa Clara	79 71
												208	H	Hawaii	51 52
												216	H	UNLV	44 69
												217	A	San Francisco	70 64
												217	H	San Francisco	82 70
												290	A	LMU (CA)	77 66
												290	H	LMU (CA)	77 84
												302	A	Eastern Wash.	53 52
												311	H	Cal Poly	63 53
												316	A	New Mexico St.	72 69
LAST 10 Division I															
				74	A	BYU	64 66			217	A	San Francisco	70 64		
				13	H	Gonzaga	50 64			185	H	Saint Mary's (CA)	73 64		
				136	H	Portland	62 64			133	H	Pacific	59 54		
				290	A	LMU (CA)	77 66			136	A	Portland	67 69		
				190	A	Santa Clara	79 61			13	A	Gonzaga	36 70		

Non-Div I Games: Concordia (CA) 76 57 Cal St. L.A. 79 56

Pepperdine

Loss, Non-Conf, S Site, H Home A Away N Neutral

Average RPI Win:	271	WON-LOST	WINNING	LAST 10	STRENGTH OF	OPP. STRENGTH	TEAM	ADJ.	CONF.	ADJ CONF.
Average RPI Loss:	91	RECORD	PCT. RANK	GAMES	SCHEDULE	OF SCHEDULE	RPI	RPI	RPI	RPI
DIV. I ONLY	4- 24	328	1-9	96	68	292	292	5	5	
DIV. I NON-CONF.	3- 8	268	0	262	204	311	311	4	4	
TOTALS	RPI 1-25	RPI 26-50	W-L RECORDS	RPI 51-100	RPI 101-150	RPI 150+				
4- 24	0- 3	0- 4	OVERALL	0- 9	1- 4	3- 4				
3- 12	0- 2	0- 2	HOME	0- 4	1- 2	2- 2				
0- 11	0- 1	0- 2	AWAY	0- 4	0- 2	0- 2				
1- 1	0- 0	0- 0	NEUTRAL	0- 1	0- 0	1- 0				
3- 8	0- 0	0- 1	NON-CONFERENCE	0- 3	0- 1	3- 3				
2- 4	0- 0	0- 0	HOME	0- 1	0- 1	2- 2				
0- 3	0- 0	0- 1	AWAY	0- 1	0- 0	0- 1				
1- 1	0- 0	0- 0	NEUTRAL	0- 1	0- 0	1- 0				
1- 16	0- 3	0- 3	CONFERENCE	0- 6	1- 3	0- 1				
1- 8	0- 2	0- 2	HOME	0- 3	1- 1	0- 0				
0- 8	0- 1	0- 1	AWAY	0- 3	0- 2	0- 1				
0- 0	0- 0	0- 0	NEUTRAL	0- 0	0- 0	0- 0				

RPI S	Opponent	Score	RPI S	Opponent	Score	RPI S	Opponent	Score	RPI S	Opponent	Score	Team's RPI: 292
6	A Louisville	49 83	26	H Duke	56 73	53	A Virginia	55 66	112	A Notre Dame	52 74	
6	H Louisville	47 79	28	H Florida St.	41 66	61	N Ohio	50 72	112	H Notre Dame	52 60	
23	H NC State	44 88	35	A Virginia Tech	56 68	70	H Georgia Tech	48 77	122	A North Carolina	62 70	
			38	A UCF	58 74	71	A Boston College	59 70	124	H Duquesne	62 81	
						71	H Boston College	70 79	129	H Wake Forest	53 48	
						79	H Stony Brook	56 59	199	H Miami (OH)	71 80	
						80	A Cincinnati	53 69	209	A Penn St.	73 78	
						98	A Syracuse	53 71	222	A Clemson	67 75	
						98	H Syracuse	51 69	240	H Georgetown	56 66	
									287	N Ole Miss	58 50	
									317	H Fairleigh Dickinson	69 60	
									349	H Central Conn. St.	81 73	
LAST 10 Division I												
53	A Virginia	55 66	112	A Notre Dame	52 74							
6	H Louisville	47 79	70	H Georgia Tech	48 77							
71	A Boston College	59 70	28	H Florida St.	41 66							
98	A Syracuse	53 71	129	H Wake Forest	53 48							
26	H Duke	56 73	6	A Louisville	49 83							

Non-Div I Games:

Pittsburgh

■ Loss, 
■ Non-Conf, 
■ S Site, 
■ H Home 
■ A Away 
N Neutral

Average RPI Win:	214	WON-LOST	WINNING	LAST 10	STRENGTH OF	OPP. STRENGTH	TEAM	ADJ.	CONF.	ADJ CONF.
Average RPI Loss:	133	RECORD	PCT. RANK	GAMES	SCHEDULE	OF SCHEDULE	RPI	RPI	RPI	RPI
DIV. I ONLY	16- 10	94	7-3	209	147	136	136	11	11	
DIV. I NON-CONF.	5- 4	140	0	241	315	205	205	11	11	
TOTALS	RPI 1-25	RPI 26-50	W-L RECORDS	RPI 51-100	RPI 101-150	RPI 150+				
16- 10	0- 1	0- 0	OVERALL	2- 1	0- 6	14- 2				
7- 6	0- 0	0- 0	HOME	1- 1	0- 4	6- 1				
9- 4	0- 1	0- 0	AWAY	1- 0	0- 2	8- 1				
0- 0	0- 0	0- 0	NEUTRAL	0- 0	0- 0	0- 0				
5- 4	0- 0	0- 0	NON-CONFERENCE	1- 0	0- 2	4- 2				
2- 3	0- 0	0- 0	HOME	1- 0	0- 2	1- 1				
3- 1	0- 0	0- 0	AWAY	0- 0	0- 0	3- 1				
0- 0	0- 0	0- 0	NEUTRAL	0- 0	0- 0	0- 0				
11- 6	0- 1	0- 0	CONFERENCE	1- 1	0- 4	10- 0				
5- 3	0- 0	0- 0	HOME	0- 1	0- 2	5- 0				
6- 3	0- 1	0- 0	AWAY	1- 0	0- 2	5- 0				
0- 0	0- 0	0- 0	NEUTRAL	0- 0	0- 0	0- 0				

RPI 1-25				RPI 26-50				RPI 51-100				RPI 101+ Team's RPI: 136			
RPI	S	Opponent	Score	RPI	S	Opponent	Score	RPI	S	Opponent	Score	RPI	S	Opponent	Score
13	A	Gonzaga	57 62					74	A	BYU	57 48	103	H	Abilene Christian	69 76
								74	H	BYU	54 66	115	A	San Diego	55 74
								75	H	Fresno St.	75 64	115	H	San Diego	58 62
												133	A	Pacific	70 77
												133	H	Pacific	73 77
												148	H	Loyola Chicago	64 78
												185	A	Saint Mary's (CA)	72 53
												185	H	Saint Mary's (CA)	78 65
												190	A	Santa Clara	80 77
												190	H	Santa Clara	84 62
												194	A	Pepperdine	64 62
												194	H	Pepperdine	69 67
												217	A	San Francisco	73 66
												217	H	San Francisco	69 49
												218	H	Portland St.	71 77
												238	H	Grand Canyon	73 41
												277	A	Air Force	72 56
												278	A	CSUN	64 73
												285	A	Utah St.	70 64
												290	A	LMU (CA)	89 78
												290	H	LMU (CA)	74 49
												320	A	Weber St.	78 59
LAST 10 Division I															
290	A	LMU (CA)	89 78	185	A	Saint Mary's (CA)	72 53								
194	A	Pepperdine	64 62	115	H	San Diego	58 62								
217	H	San Francisco	69 49	74	H	BYU	54 66								
190	H	Santa Clara	84 62	194	H	Pepperdine	69 67								
133	A	Pacific	70 77	290	H	LMU (CA)	74 49								

Non-Div I Games: Warner Pacific 78 36 Willamette 82 42

Portland

■ Loss, 
 ■ Non-Conf, S Site, 
 ■ Home 
 ■ Away 
 N Neutral

Average RPI Win:	208	WON-LOST	WINNING	LAST 10	STRENGTH OF	OPP. STRENGTH	TEAM	ADJ.	CONF.	ADJ CONF.
Average RPI Loss:	178	RECORD	PCT. RANK	GAMES	SCHEDULE	OF SCHEDULE	RPI	RPI	RPI	RPI
DIV. I ONLY	11- 15	217	2-8	169	258	218	218	18	18	
DIV. I NON-CONF.	5- 4	140	0	96	324	106	106	17	17	
TOTALS	RPI 1-25	RPI 26-50	W-L RECORDS	RPI 51-100	RPI 101-150	RPI 150+				
11- 15	0- 0	0- 0	OVERALL	0- 3	2- 2	9- 10				
6- 6	0- 0	0- 0	HOME	0- 2	1- 0	5- 4				
5- 8	0- 0	0- 0	AWAY	0- 1	1- 2	4- 5				
0- 1	0- 0	0- 0	NEUTRAL	0- 0	0- 0	0- 1				
5- 4	0- 0	0- 0	NON-CONFERENCE	0- 1	1- 1	4- 2				
2- 1	0- 0	0- 0	HOME	0- 1	0- 0	2- 0				
3- 2	0- 0	0- 0	AWAY	0- 0	1- 1	2- 1				
0- 1	0- 0	0- 0	NEUTRAL	0- 0	0- 0	0- 1				
6- 11	0- 0	0- 0	CONFERENCE	0- 2	1- 1	5- 8				
4- 5	0- 0	0- 0	HOME	0- 1	1- 0	3- 4				
2- 6	0- 0	0- 0	AWAY	0- 1	0- 1	2- 4				
0- 0	0- 0	0- 0	NEUTRAL	0- 0	0- 0	0- 0				

RPI 1-25				RPI 26-50				RPI 51-100				RPI 101+				Team's RPI: 218	
RPI	S	Opponent	Score	RPI	S	Opponent	Score	RPI	S	Opponent	Score	RPI	S	Opponent	Score		
								59	H	Tennessee	61	88	101	A	Boise St.	57	82
								86	A	Montana St.	67	98	120	A	Idaho	52	65
								86	H	Montana St.	62	73	120	H	Idaho	74	53
													136	A	Portland	77	71
													154	A	Montana	55	62
													154	H	Montana	78	65
													162	A	Idaho St.	69	64
													162	H	Idaho St.	63	68
													163	A	UC Davis	76	70
													169	H	Northern Ariz.	66	54
													176	A	Southern Utah	58	71
													176	H	Southern Utah	72	81
													210	A	UMKC	69	87
													224	A	Northern Colo.	58	77
													224	H	Northern Colo.	51	78
													238	H	Grand Canyon	69	46
													246	H	Nevada	80	75
													280	A	UC Irvine	70	61
													280	N	UC Irvine	75	83
													302	A	Eastern Wash.	75	79
													302	H	Eastern Wash.	75	58
													304	H	Sacramento St.	70	73
													320	A	Weber St.	76	57
LAST 10 Division I																	
				162	H	Idaho St.	63	68	176	H	Southern Utah	72	81				
				86	A	Montana St.	67	98	154	A	Montana	55	62				
				120	A	Idaho	52	65	169	H	Northern Ariz.	66	54				
				302	A	Eastern Wash.	75	79	304	H	Sacramento St.	70	73				
				224	H	Northern Colo.	51	78	320	A	Weber St.	76	57				

Non-Div I Games: Multnomah 104 48

Portland St.

Loss, Non-Conf, S Site, H Home A Away N Neutral

Average RPI Win:	294	WON-LOST	WINNING	LAST 10	STRENGTH OF	OPP. STRENGTH	TEAM	ADJ.	CONF.	ADJ CONF.
Average RPI Loss:	155	RECORD	PCT. RANK	GAMES	SCHEDULE	OF SCHEDULE	RPI	RPI	RPI	RPI
DIV. I ONLY	8- 15	265	7-3	295	287	293	293	32	32	
DIV. I NON-CONF.	0- 9	338	0	53	11	284	284	31	31	
TOTALS	RPI 1-25	RPI 26-50	W-L RECORDS	RPI 51-100	RPI 101-150	RPI 150+				
8- 15	0- 2	0- 0	OVERALL	0- 3	1- 4	7- 6				
5- 3	0- 0	0- 0	HOME	0- 0	1- 1	4- 2				
3- 10	0- 2	0- 0	AWAY	0- 2	0- 3	3- 3				
0- 2	0- 0	0- 0	NEUTRAL	0- 1	0- 0	0- 1				
0- 9	0- 2	0- 0	NON-CONFERENCE	0- 3	0- 3	0- 1				
0- 1	0- 0	0- 0	HOME	0- 0	0- 1	0- 0				
0- 6	0- 2	0- 0	AWAY	0- 2	0- 2	0- 0				
0- 2	0- 0	0- 0	NEUTRAL	0- 1	0- 0	0- 1				
8- 6	0- 0	0- 0	CONFERENCE	0- 0	1- 1	7- 5				
5- 2	0- 0	0- 0	HOME	0- 0	1- 0	4- 2				
3- 4	0- 0	0- 0	AWAY	0- 0	0- 1	3- 3				
0- 0	0- 0	0- 0	NEUTRAL	0- 0	0- 0	0- 0				

RPI 1-25				RPI 26-50				RPI 51-100				RPI 101+ Team's RPI: 293			
RPI	S	Opponent	Score	RPI	S	Opponent	Score	RPI	S	Opponent	Score	RPI	S	Opponent	Score
18	A	Texas A&M	38 80					65	A	Rice	55 77	127	H	Florida	44 51
22	A	Arizona	48 83					66	A	Oklahoma	48 94	138	A	Texas Tech	48 82
								87	N	A&M-Corpus Christi	52 64	145	A	Wisconsin	42 68
												147	A	Texas Southern	65 88
												147	H	Texas Southern	50 47
												152	A	Jackson St.	49 53
												152	H	Jackson St.	62 52
												199	N	Miami (OH)	52 65
												245	H	Southern U.	48 68
												248	A	Alabama A&M	44 54
												327	A	Alabama St.	62 59
												332	H	Alcorn	63 68
												335	A	Ark.-Pine Bluff	54 69
												335	H	Ark.-Pine Bluff	61 51
												346	A	Grambling	67 54
												346	H	Grambling	65 58
												351	A	Mississippi Val.	89 72
												351	H	Mississippi Val.	81 47
LAST 10 Division I															
351	A	Mississippi Val.	89 72	248	A	Alabama A&M	44 54								
335	A	Ark.-Pine Bluff	54 69	327	A	Alabama St.	62 59								
152	H	Jackson St.	62 52	351	H	Mississippi Val.	81 47								
346	H	Grambling	65 58	335	H	Ark.-Pine Bluff	61 51								
147	H	Texas Southern	50 47	152	A	Jackson St.	49 53								

Non-Div I Games: Huston-Tillotson 79 60 Wiley 75 42 Tex. A&M-Kingsville 85 55

Prairie View

Loss, Non-Conf, S Site, H Home A Away N Neutral

Presbyterian

Through Games Of Feb. 27, 2020

Average RPI Win:	284	WON-LOST	WINNING	LAST 10	STRENGTH OF	OPP. STRENGTH	TEAM	ADJ.	CONF.	ADJ CONF.
Average RPI Loss:	203	RECORD	PCT. RANK	GAMES	SCHEDULE	OF SCHEDULE	RPI	RPI	RPI	RPI
DIV. I ONLY	8- 17	282	5-5	317	311	308	308	25	25	
DIV. I NON-CONF.	2- 5	259	0	325	266	310	310	28	28	
TOTALS	RPI 1-25	RPI 26-50	W-L RECORDS	RPI 51-100	RPI 101-150	RPI 150+				
8- 17	0- 0	0- 0	OVERALL	0- 1	0- 4	8- 12				
4- 7	0- 0	0- 0	HOME	0- 0	0- 2	4- 5				
4- 10	0- 0	0- 0	AWAY	0- 1	0- 2	4- 7				
0- 0	0- 0	0- 0	NEUTRAL	0- 0	0- 0	0- 0				
2- 5	0- 0	0- 0	NON-CONFERENCE	0- 1	0- 1	2- 3				
1- 1	0- 0	0- 0	HOME	0- 0	0- 0	1- 1				
1- 4	0- 0	0- 0	AWAY	0- 1	0- 1	1- 2				
0- 0	0- 0	0- 0	NEUTRAL	0- 0	0- 0	0- 0				
6- 12	0- 0	0- 0	CONFERENCE	0- 0	0- 3	6- 9				
3- 6	0- 0	0- 0	HOME	0- 0	0- 2	3- 4				
3- 6	0- 0	0- 0	AWAY	0- 0	0- 1	3- 5				
0- 0	0- 0	0- 0	NEUTRAL	0- 0	0- 0	0- 0				

RPI 1-25			RPI 26-50			RPI 51-100				RPI 101+		Team's RPI: 308		
RPI	S	Opponent	Score	RPI	S	Opponent	Score	RPI	S	Opponent	Score			
								60	A	West Virginia	40	56		
										116	H	Campbell	47	53
										127	A	Florida	46	60
										143	A	Hampton	53	67
										143	H	Hampton	42	71
										175	A	High Point	55	60
										175	H	High Point	71	79
										183	A	Gardner-Webb	56	53
										183	H	Gardner-Webb	64	49
										201	A	Illinois	52	71
										204	A	Radford	42	54
										204	H	Radford	39	65
										250	A	UNC Asheville	39	54
										250	H	UNC Asheville	48	64
										253	A	Winthrop	54	61
										264	H	Col. of Charleston	58	54
										269	A	Wofford	60	67
										273	H	UNCW	60	70
										275	A	Longwood	82	77
										275	H	Longwood	60	71
										328	A	USC Upstate	60	70
										328	H	USC Upstate	55	42
										344	A	Charleston So.	67	46
										344	H	Charleston So.	76	53
										350	A	South Carolina St.	70	49
LAST 10 Division I														
				175	H	High Point	71	79		275	A	Longwood	82	77
				143	A	Hampton	53	67		328	A	USC Upstate	60	70
				183	H	Gardner-Webb	64	49		204	H	Radford	39	65
				344	H	Charleston So.	76	53		344	A	Charleston So.	67	46
				250	H	UNC Asheville	48	64		328	H	USC Upstate	55	42

Non-Div I Games: William Peace 72 35 Brevard 74 45

Presbyterian

Loss, Non-Conf, S Site, H Home A Away N Neutral

Average RPI Win: <b>150</b>	WON-LOST	WINNING	LAST 10	STRENGTH OF	OPP. STRENGTH	TEAM	ADJ.	CONF.	ADJ CONF.
Average RPI Loss: <b>10</b>	RECORD	PCT. RANK	GAMES	SCHEDULE	OF SCHEDULE	RPI	RPI	RPI	RPI
DIV. I ONLY	<b>22- 1</b>	<b>3</b>	<b>10-0</b>	<b>69</b>	<b>100</b>	<b>9</b>	<b>9</b>	<b>7</b>	<b>7</b>
DIV. I NON-CONF.	<b>12- 1</b>	<b>10</b>	<b>0</b>	<b>135</b>	<b>102</b>	<b>20</b>	<b>20</b>	<b>8</b>	<b>8</b>
TOTALS	RPI 1-25	RPI 26-50	W-L RECORDS	RPI 51-100	RPI 101-150	RPI 150+			
22- 1	0- 1	3- 0	OVERALL	7- 0	2- 0	10- 0			
12- 0	0- 0	2- 0	HOME	2- 0	1- 0	7- 0			
10- 1	0- 1	1- 0	AWAY	5- 0	1- 0	3- 0			
0- 0	0- 0	0- 0	NEUTRAL	0- 0	0- 0	0- 0			
12- 1	0- 1	1- 0	NON-CONFERENCE	4- 0	1- 0	6- 0			
7- 0	0- 0	1- 0	HOME	1- 0	0- 0	5- 0			
5- 1	0- 1	0- 0	AWAY	3- 0	1- 0	1- 0			
0- 0	0- 0	0- 0	NEUTRAL	0- 0	0- 0	0- 0			
10- 0	0- 0	2- 0	CONFERENCE	3- 0	1- 0	4- 0			
5- 0	0- 0	1- 0	HOME	1- 0	1- 0	2- 0			
5- 0	0- 0	1- 0	AWAY	2- 0	0- 0	2- 0			
0- 0	0- 0	0- 0	NEUTRAL	0- 0	0- 0	0- 0			

RPI 1-25				RPI 26-50				RPI 51-100				RPI 101+			
RPI	S	Opponent	Score	RPI	S	Opponent	Score	RPI	S	Opponent	Score	RPI	S	Opponent	Score
10	A	Iowa	75 77	30	H	FGCU	67 53	58	A	Marist	62 50	128	H	Columbia	77 55
				48	A	Penn	75 55	67	A	Yale	55 39	137	A	George Washington	75 50
				48	H	Penn	80 44	78	A	Seton Hall	78 76	161	A	Missouri	68 33
								83	H	Rider	80 47	165	A	Dartmouth	66 34
								89	A	Saint Louis	66 50	165	H	Dartmouth	87 55
								97	A	Harvard	60 46	188	H	Cornell	60 29
								97	H	Harvard	66 45	209	H	Penn St.	72 55
												225	A	Brown	85 48
												274	H	New Hampshire	77 37
												296	H	Monmouth	52 40
												314	H	St. Francis Brooklyn	76 44
												345	H	Hartford	73 42
LAST 10 Division I															
				48	H	Penn	80 44	128	H	Columbia	77 55				
				165	H	Dartmouth	87 55	188	H	Cornell	60 29				
				97	H	Harvard	66 45	97	A	Harvard	60 46				
				225	A	Brown	85 48	165	A	Dartmouth	66 34				
				67	A	Yale	55 39	48	A	Penn	75 55				

Non-Div I Games:

Princeton

Providence

Through Games Of Feb. 27, 2020

Average RPI Win:	212	WON-LOST	WINNING	LAST 10	STRENGTH OF	OPP. STRENGTH	TEAM	ADJ.	CONF.	ADJ CONF.
Average RPI Loss:	90	RECORD	PCT. RANK	GAMES	SCHEDULE	OF SCHEDULE	RPI	RPI	RPI	RPI
DIV. I ONLY	11- 17	239	2-8	128	83	171	171	6	6	
DIV. I NON-CONF.	9- 3	63	0	244	243	89	89	6	6	
TOTALS	RPI 1-25	RPI 26-50	W-L RECORDS	RPI 51-100	RPI 101-150	RPI 150+				
11- 17	0- 2	0- 4	OVERALL	2- 8	2- 0	7- 3				
4- 5	0- 1	0- 2	HOME	2- 2	0- 0	2- 0				
5- 11	0- 1	0- 2	AWAY	0- 5	2- 0	3- 3				
2- 1	0- 0	0- 0	NEUTRAL	0- 1	0- 0	2- 0				
9- 3	0- 0	0- 0	NON-CONFERENCE	1- 2	2- 0	6- 1				
2- 0	0- 0	0- 0	HOME	1- 0	0- 0	1- 0				
5- 2	0- 0	0- 0	AWAY	0- 1	2- 0	3- 1				
2- 1	0- 0	0- 0	NEUTRAL	0- 1	0- 0	2- 0				
2- 14	0- 2	0- 4	CONFERENCE	1- 6	0- 0	1- 2				
2- 5	0- 1	0- 2	HOME	1- 2	0- 0	1- 0				
0- 9	0- 1	0- 2	AWAY	0- 4	0- 0	0- 2				
0- 0	0- 0	0- 0	NEUTRAL	0- 0	0- 0	0- 0				

RPI S	Opponent	Score	RPI S	Opponent	Score	RPI S	Opponent	Score	RPI S	Opponent	Score	Team's RPI: 171
20	A DePaul	71 93	37	A Marquette	55 85	62	A St. John's (NY)	58 64	110	A Utah	67 60	
20	H DePaul	67 80	37	H Marquette	50 60	62	H St. John's (NY)	54 53	139	A Massachusetts	72 63	
			43	A Creighton	63 72	67	A Yale	79 82	212	N Rhode Island	58 51	
			43	H Creighton	68 77	68	N Ball St.	51 52	219	A New Mexico	68 86	
						71	H Boston College	76 60	227	H UMass Lowell	63 38	
						76	A Villanova	49 51	240	A Georgetown	53 62	
						78	A Seton Hall	55 97	256	A Xavier	42 61	
						78	H Seton Hall	45 71	256	H Xavier	60 48	
						91	A Butler	42 51	290	N LMU (CA)	48 45	
						91	H Butler	47 50	296	A Monmouth	68 52	
									324	A Bryant	76 32	
									345	A Hartford	75 57	
LAST 10 Division I												
91	A Butler	42 51	20	A DePaul	71 93							
256	A Xavier	42 61	37	A Marquette	55 85							
62	H St. John's (NY)	54 53	256	H Xavier	60 48							
78	H Seton Hall	45 71	91	H Butler	47 50							
43	H Creighton	68 77	78	A Seton Hall	55 97							

Non-Div I Games:

Providence

Loss, Non-Conf, S Site, H Home A Away N Neutral



Average RPI Win:	138	WON-LOST	WINNING	LAST 10	STRENGTH OF	OPP. STRENGTH	TEAM	ADJ.	CONF.	ADJ CONF.
Average RPI Loss:	29	RECORD	PCT. RANK	GAMES	SCHEDULE	OF SCHEDULE	RPI	RPI	RPI	RPI
DIV. I ONLY	17- 12	129	5-5	14	5	40	40	2	2	
DIV. I NON-CONF.	9- 3	63	0	20	19	13	13	2	2	
TOTALS	RPI 1-25	RPI 26-50	W-L RECORDS	RPI 51-100	RPI 101-150	RPI 150+				
17- 12	1- 7	3- 3	OVERALL	2- 2	3- 0	8- 0				
9- 5	0- 2	1- 1	HOME	0- 2	2- 0	6- 0				
6- 6	1- 4	0- 2	AWAY	2- 0	1- 0	2- 0				
2- 1	0- 1	2- 0	NEUTRAL	0- 0	0- 0	0- 0				
9- 3	0- 2	3- 1	NON-CONFERENCE	0- 0	1- 0	5- 0				
6- 0	0- 0	1- 0	HOME	0- 0	1- 0	4- 0				
1- 2	0- 1	0- 1	AWAY	0- 0	0- 0	1- 0				
2- 1	0- 1	2- 0	NEUTRAL	0- 0	0- 0	0- 0				
8- 9	1- 5	0- 2	CONFERENCE	2- 2	2- 0	3- 0				
3- 5	0- 2	0- 1	HOME	0- 2	1- 0	2- 0				
5- 4	1- 3	0- 1	AWAY	2- 0	1- 0	1- 0				
0- 0	0- 0	0- 0	NEUTRAL	0- 0	0- 0	0- 0				

RPI 1-25				RPI 26-50				Team's RPI: 40				RPI 51-100				RPI 101+			
RPI	S	Opponent	Score	RPI	S	Opponent	Score	RPI	S	Opponent	Score	RPI	S	Opponent	Score	RPI	S	Opponent	Score
2	A	South Carolina	49 85	27	N	Arizona St.	59 52	84	H	Minnesota	59 72	102	H	Kent St.	77 64				
3	A	Maryland	45 88	29	N	Drake	67 47	85	A	Michigan St.	76 66	145	A	Wisconsin	62 59				
7	A	Northwestern	56 61	31	H	Western Ky.	67 50	85	H	Michigan St.	63 65	145	H	Wisconsin	72 61				
10	H	Iowa	71 83	34	A	Michigan	63 66	90	A	Nebraska	76 68	181	H	Northern Ill.	68 63				
13	N	Gonzaga	50 63	35	A	Virginia Tech	54 67					196	A	Chattanooga	66 34				
17	A	Indiana	48 66	45	H	Rutgers	53 59					201	A	Illinois	70 58				
17	H	Indiana	54 66									201	H	Illinois	81 67				
24	A	Ohio St.	66 50									203	H	Western Ill.	66 59				
												209	H	Penn St.	81 68				
												229	H	Milwaukee	68 55				
												251	H	Bowling Green	81 74				
LAST 10 Division I																			
		3	A	Maryland	45 88	34	A	Michigan	63 66										
		85	H	Michigan St.	63 65	17	H	Indiana	54 66										
		201	A	Illinois	70 58	85	A	Michigan St.	76 66										
		145	A	Wisconsin	62 59	209	H	Penn St.	81 68										
		10	H	Iowa	71 83	90	A	Nebraska	76 68										

Non-Div I Games:

Purdue

■ Loss, 
 ■ Non-Conf, 
 ■ S Site, 
 ■ H Home 
 ■ A Away 
 N Neutral

Average RPI Win:	325	WON-LOST	WINNING	LAST 10	STRENGTH OF	OPP. STRENGTH	TEAM	ADJ.	CONF.	ADJ CONF.
Average RPI Loss:	177	RECORD	PCT. RANK	GAMES	SCHEDULE	OF SCHEDULE	RPI	RPI	RPI	RPI
DIV. I ONLY	3- 23	333	1-9	263	217	338	338	19	19	
DIV. I NON-CONF.	2- 9	304	0	283	268	332	332	18	18	
TOTALS	RPI 1-25	RPI 26-50	W-L RECORDS	RPI 51-100	RPI 101-150	RPI 150+				
3- 23	0- 0	0- 2	OVERALL	0- 4	0- 3	3- 14				
2- 10	0- 0	0- 1	HOME	0- 2	0- 1	2- 6				
1- 10	0- 0	0- 1	AWAY	0- 2	0- 0	1- 7				
0- 3	0- 0	0- 0	NEUTRAL	0- 0	0- 2	0- 1				
2- 9	0- 0	0- 0	NON-CONFERENCE	0- 2	0- 3	2- 4				
2- 2	0- 0	0- 0	HOME	0- 1	0- 1	2- 0				
0- 4	0- 0	0- 0	AWAY	0- 1	0- 0	0- 3				
0- 3	0- 0	0- 0	NEUTRAL	0- 0	0- 2	0- 1				
1- 14	0- 0	0- 2	CONFERENCE	0- 2	0- 0	1- 10				
0- 8	0- 0	0- 1	HOME	0- 1	0- 0	0- 6				
1- 6	0- 0	0- 1	AWAY	0- 1	0- 0	1- 4				
0- 0	0- 0	0- 0	NEUTRAL	0- 0	0- 0	0- 0				

RPI S	Opponent	Score	RPI S	Opponent	Score	RPI S	Opponent	Score	RPI S	Opponent	Score	Team's RPI: 338
32	A South Dakota	25 79	32	H South Dakota	41 62	68	H Ball St.	52 83	102	N Kent St.	67 75	
						73	A South Dakota St.	43 89	111	H Southeast Mo. St.	48 58	
						73	H South Dakota St.	69 100	138	N Texas Tech	48 82	
						91	A Butler	58 85	157	A Akron	53 64	
									172	A Eastern Mich.	40 64	
									203	A Western Ill.	68 79	
									203	H Western Ill.	74 83	
									211	H Oral Roberts	73 79	
									230	A North Dakota	85 91	
									230	H North Dakota	49 63	
									236	A Denver	57 83	
									236	H Denver	67 85	
									262	A North Dakota St.	53 74	
									262	H North Dakota St.	44 58	
									296	N Monmouth	46 60	
									312	A Omaha	58 57	
									312	H Omaha	51 65	
									322	H Evansville	67 64	
									337	A SIUE	53 57	
									342	H UIC	61 50	
LAST 10 Division I												
236	H Denver	67 85	203	H Western Ill.	74 83							
312	H Omaha	51 65	230	H North Dakota	49 63							
73	A South Dakota St.	43 89	262	H North Dakota St.	44 58							
262	A North Dakota St.	53 74	312	A Omaha	58 57							
236	A Denver	57 83	32	A South Dakota	25 79							

Non-Div I Games: Heidelberg 82 55 Purdue Northwest 73 50

Purdue Fort Wayne

Loss, Non-Conf, S Site, H Home A Away N Neutral

Quinnipiac

Through Games Of Feb. 27, 2020

Average RPI Win:	263	WON-LOST	WINNING	LAST 10	STRENGTH OF	OPP. STRENGTH	TEAM	ADJ.	CONF.	ADJ CONF.
Average RPI Loss:	120	RECORD	PCT. RANK	GAMES	SCHEDULE	OF SCHEDULE	RPI	RPI	RPI	RPI
DIV. I ONLY	13- 13	170	6-4	172	212	187	187	24	24	
DIV. I NON-CONF.	3- 6	235	0	39	41	166	166	25	25	
TOTALS	RPI 1-25	RPI 26-50	W-L RECORDS	RPI 51-100	RPI 101-150	RPI 150+				
13- 13	0- 1	1- 2	OVERALL	0- 5	0- 1	12- 4				
8- 6	0- 0	1- 1	HOME	0- 2	0- 1	7- 2				
5- 7	0- 1	0- 1	AWAY	0- 3	0- 0	5- 2				
0- 0	0- 0	0- 0	NEUTRAL	0- 0	0- 0	0- 0				
3- 6	0- 1	1- 2	NON-CONFERENCE	0- 2	0- 1	2- 0				
2- 3	0- 0	1- 1	HOME	0- 1	0- 1	1- 0				
1- 3	0- 1	0- 1	AWAY	0- 1	0- 0	1- 0				
0- 0	0- 0	0- 0	NEUTRAL	0- 0	0- 0	0- 0				
10- 7	0- 0	0- 0	CONFERENCE	0- 3	0- 0	10- 4				
6- 3	0- 0	0- 0	HOME	0- 1	0- 0	6- 2				
4- 4	0- 0	0- 0	AWAY	0- 2	0- 0	4- 2				
0- 0	0- 0	0- 0	NEUTRAL	0- 0	0- 0	0- 0				

RPI 1-25				RPI 26-50				RPI 51-100				RPI 101+ Team's RPI: 187			
RPI	S	Opponent	Score	RPI	S	Opponent	Score	RPI	S	Opponent	Score	RPI	S	Opponent	Score
3	A	Maryland	52 107	38	A	UCF	58 80	58	A	Marist	60 73	137	H	George Washington	67 78
				42	H	Drexel	62 66	67	A	Yale	59 63	206	A	Manhattan	62 77
				50	H	Bucknell	76 69	83	A	Rider	59 75	206	H	Manhattan	70 58
								83	H	Rider	62 68	212	H	Rhode Island	75 63
								97	H	Harvard	68 77	228	A	Iona	67 63
												228	H	Iona	71 75
												231	A	Fairfield	60 72
												231	H	Fairfield	76 62
												283	H	Niagara	71 61
												284	A	Siena	66 52
												284	H	Siena	60 68
												296	A	Monmouth	52 45
												296	H	Monmouth	60 53
												323	A	Saint Peter's	91 64
												323	H	Saint Peter's	70 69
												339	H	Canisius	74 71
												345	A	Hartford	87 50
LAST 10 Division I															
323	H	Saint Peter's	70 69	284	H	Siena	60 68								
231	A	Fairfield	60 72	296	A	Monmouth	52 45								
83	H	Rider	62 68	228	A	Iona	67 63								
283	H	Niagara	71 61	323	A	Saint Peter's	91 64								
206	A	Manhattan	62 77	231	H	Fairfield	76 62								

Non-Div I Games:

Quinnipiac

Loss, Non-Conf, S Site, H Home A Away N Neutral

Average RPI Win: <b>277</b>	WON-LOST	WINNING	LAST 10	STRENGTH OF	OPP. STRENGTH	TEAM	ADJ.	CONF.	ADJ CONF.
Average RPI Loss: <b>143</b>	RECORD	PCT. RANK	GAMES	SCHEDULE	OF SCHEDULE	RPI	RPI	RPI	RPI
DIV. I ONLY	<b>14- 12</b>	<b>154</b>	<b>8-2</b>	<b>279</b>	<b>255</b>	<b>204</b>	<b>204</b>	<b>25</b>	<b>25</b>
DIV. I NON-CONF.	<b>2- 7</b>	<b>288</b>	<b>0</b>	<b>275</b>	<b>63</b>	<b>273</b>	<b>273</b>	<b>28</b>	<b>28</b>
TOTALS	RPI 1-25	RPI 26-50	W-L RECORDS	RPI 51-100	RPI 101-150	RPI 150+			
14- 12	0- 1	0- 0	OVERALL	0- 2	1- 4	13- 5			
6- 5	0- 0	0- 0	HOME	0- 0	0- 2	6- 3			
8- 7	0- 1	0- 0	AWAY	0- 2	1- 2	7- 2			
0- 0	0- 0	0- 0	NEUTRAL	0- 0	0- 0	0- 0			
2- 7	0- 1	0- 0	NON-CONFERENCE	0- 2	0- 2	2- 2			
0- 2	0- 0	0- 0	HOME	0- 0	0- 1	0- 1			
2- 5	0- 1	0- 0	AWAY	0- 2	0- 1	2- 1			
0- 0	0- 0	0- 0	NEUTRAL	0- 0	0- 0	0- 0			
12- 5	0- 0	0- 0	CONFERENCE	0- 0	1- 2	11- 3			
6- 3	0- 0	0- 0	HOME	0- 0	0- 1	6- 2			
6- 2	0- 0	0- 0	AWAY	0- 0	1- 1	5- 1			
0- 0	0- 0	0- 0	NEUTRAL	0- 0	0- 0	0- 0			

RPI 1-25				RPI 26-50				RPI 51-100				RPI 101+ Team's RPI: 204			
RPI	S	Opponent	Score	RPI	S	Opponent	Score	RPI	S	Opponent	Score	RPI	S	Opponent	Score
24	A	Ohio St.	57 <b>70</b>					52	A	Alabama	51 <b>85</b>	116	A	Campbell	48 42
								60	A	West Virginia	37 <b>74</b>	116	H	Campbell	32 <b>43</b>
												118	A	Vanderbilt	46 <b>80</b>
												140	H	Mt. St. Mary's	58 <b>75</b>
												143	A	Hampton	48 <b>51</b>
												175	A	High Point	58 <b>68</b>
												175	H	High Point	63 <b>64</b>
												183	A	Gardner-Webb	84 73
												183	H	Gardner-Webb	65 51
												189	H	American	55 <b>59</b>
												250	H	UNC Asheville	50 <b>63</b>
												253	H	Winthrop	54 53
												275	A	Longwood	62 61
												275	H	Longwood	88 76
												276	A	Morehead St.	62 <b>73</b>
												289	A	ETSU	67 43
												308	A	Presbyterian	65 39
												308	H	Presbyterian	54 42
												328	A	USC Upstate	57 41
												328	H	USC Upstate	78 57
												344	A	Charleston So.	64 40
												344	H	Charleston So.	72 35
												350	A	South Carolina St.	60 45
LAST 10 Division I															
328	H	USC Upstate	78 57	183	H	Gardner-Webb	65 51								
175	H	High Point	63 <b>64</b>	308	A	Presbyterian	65 39								
275	H	Longwood	88 76	116	H	Campbell	32 <b>43</b>								
116	A	Campbell	48 42	183	A	Gardner-Webb	84 73								
344	A	Charleston So.	64 40	328	A	USC Upstate	57 41								

Non-Div I Games:

Radford

■ Loss, 
 ■ Non-Conf, S Site, 
 ■ Home 
 ■ Away 
 N Neutral

## Rhode Island

Through Games Of Feb. 27, 2020

Average RPI Win:	216	WON-LOST	WINNING	LAST 10	STRENGTH OF	OPP. STRENGTH	TEAM	ADJ.	CONF.	ADJ CONF.
Average RPI Loss:	142	RECORD	PCT. RANK	GAMES	SCHEDULE	OF SCHEDULE	RPI	RPI	RPI	RPI
DIV. I ONLY	13- 14	183	3-7	221	161	212	212	12	12	
DIV. I NON-CONF.	7- 5	131	0	243	307	170	170	12	12	
TOTALS	RPI 1-25	RPI 26-50	W-L RECORDS	RPI 51-100	RPI 101-150	RPI 150+				
13- 14	0- 0	0- 0	OVERALL	1- 4	4- 5	8- 5				
10- 3	0- 0	0- 0	HOME	1- 0	4- 2	5- 1				
2- 10	0- 0	0- 0	AWAY	0- 4	0- 3	2- 3				
1- 1	0- 0	0- 0	NEUTRAL	0- 0	0- 0	1- 1				
7- 5	0- 0	0- 0	NON-CONFERENCE	0- 2	2- 0	5- 3				
5- 0	0- 0	0- 0	HOME	0- 0	2- 0	3- 0				
1- 4	0- 0	0- 0	AWAY	0- 2	0- 0	1- 2				
1- 1	0- 0	0- 0	NEUTRAL	0- 0	0- 0	1- 1				
6- 9	0- 0	0- 0	CONFERENCE	1- 2	2- 5	3- 2				
5- 3	0- 0	0- 0	HOME	1- 0	2- 2	2- 1				
1- 6	0- 0	0- 0	AWAY	0- 2	0- 3	1- 1				
0- 0	0- 0	0- 0	NEUTRAL	0- 0	0- 0	0- 0				

RPI 1-25				RPI 26-50				RPI 51-100				RPI 101+				Team's RPI: 212	
RPI	S	Opponent	Score	RPI	S	Opponent	Score	RPI	S	Opponent	Score	RPI	S	Opponent	Score		
								54	A	Dayton	60	71	105	H	VCU	54	75
								71	A	Boston College	55	66	121	A	Davidson	67	79
								88	A	Fordham	50	60	121	H	Davidson	70	77
								89	H	Saint Louis	72	63	123	H	Richmond	76	70
								97	A	Harvard	58	61	124	A	Duquesne	62	72
													131	H	Holy Cross	73	58
													132	H	Robert Morris	71	59
													137	A	George Washington	56	73
													139	H	Massachusetts	69	66
													171	N	Providence	51	58
													187	A	Quinnipiac	63	75
													191	H	La Salle	42	54
													225	N	Brown	89	44
													230	A	North Dakota	61	67
													231	H	Fairfield	74	41
													234	H	George Mason	47	42
													235	A	Saint Joseph's	49	47
													294	A	St. Bonaventure	59	64
													294	H	St. Bonaventure	69	67
													297	H	Vermont	77	74
													330	H	LIU Brooklyn	79	56
													345	A	Hartford	68	56
LAST 10 Division I																	
				137	A	George Washington	56	73	54	A	Dayton	60	71				
				191	H	La Salle	42	54	88	A	Fordham	50	60				
				124	A	Duquesne	62	72	234	H	George Mason	47	42				
				294	H	St. Bonaventure	69	67	121	H	Davidson	70	77				
				89	H	Saint Louis	72	63	294	A	St. Bonaventure	59	64				

Non-Div I Games:

Rhode Island

■ Loss, 
 ■ Non-Conf, 
 ■ S Site, 
 ■ H Home 
 ■ A Away 
 N Neutral

Average RPI Win:	213	WON-LOST	WINNING	LAST 10	STRENGTH OF	OPP. STRENGTH	TEAM	ADJ.	CONF.	ADJ CONF.
Average RPI Loss:	77	RECORD	PCT. RANK	GAMES	SCHEDULE	OF SCHEDULE	RPI	RPI	RPI	RPI
DIV. I ONLY	18- 8	63	8-2	123	137	65	65	13	13	
DIV. I NON-CONF.	5- 6	187	0	150	154	189	189	16	16	
TOTALS	RPI 1-25	RPI 26-50	W-L RECORDS	RPI 51-100	RPI 101-150	RPI 150+				
18- 8	0- 2	1- 3	OVERALL	1- 1	2- 1	14- 1				
11- 1	0- 1	1- 0	HOME	1- 0	1- 0	8- 0				
7- 5	0- 1	0- 2	AWAY	0- 0	1- 1	6- 1				
0- 2	0- 0	0- 1	NEUTRAL	0- 1	0- 0	0- 0				
5- 6	0- 1	0- 2	NON-CONFERENCE	0- 1	0- 1	5- 1				
4- 1	0- 1	0- 0	HOME	0- 0	0- 0	4- 0				
1- 3	0- 0	0- 1	AWAY	0- 0	0- 1	1- 1				
0- 2	0- 0	0- 1	NEUTRAL	0- 1	0- 0	0- 0				
13- 2	0- 1	1- 1	CONFERENCE	1- 0	2- 0	9- 0				
7- 0	0- 0	1- 0	HOME	1- 0	1- 0	4- 0				
6- 2	0- 1	0- 1	AWAY	0- 0	1- 0	5- 0				
0- 0	0- 0	0- 0	NEUTRAL	0- 0	0- 0	0- 0				

RPI 1-25				RPI 26-50				RPI 51-100				Team's RPI: 65		RPI 101+			
RPI	S	Opponent	Score	RPI	S	Opponent	Score	RPI	S	Opponent	Score			RPI	S	Opponent	Score
18	H	Texas A&M	61 62	31	H	Western Ky.	73 65	57	H	Middle Tenn.	77 60			119	A	UAB	74 65
25	A	Old Dominion	59 66	35	N	Virginia Tech	45 54	70	N	Georgia Tech	52 54			119	H	UAB	64 53
				46	A	Oklahoma St.	38 69							147	A	Texas Southern	56 63
				49	A	Charlotte	51 62							169	H	Northern Ariz.	71 57
														192	A	Fla. Atlantic	78 69
														195	H	Little Rock	66 40
														202	H	Southern Miss.	75 64
														221	A	UTEP	69 61
														223	A	SMU	43 55
														233	H	Marshall	81 43
														260	A	North Texas	67 52
														260	H	North Texas	69 66
														265	H	Louisiana Tech	60 47
														268	H	Nicholls St.	71 47
														293	H	Prairie View	77 55
														303	A	FIU	68 47
														310	A	UTSA	74 62
														343	A	McNeese	81 50
LAST 10 Division I																	
				119	A	UAB	74 65			119	H	UAB	64 53				
				260	H	North Texas	69 66			260	A	North Texas	67 52				
				49	A	Charlotte	51 62			310	A	UTSA	74 62				
				25	A	Old Dominion	59 66			221	A	UTEP	69 61				
				57	H	Middle Tenn.	77 60			202	H	Southern Miss.	75 64				

Non-Div I Games:

Rice

Average RPI Win:	195	WON-LOST	WINNING	LAST 10	STRENGTH OF	OPP. STRENGTH	TEAM	ADJ.	CONF.	ADJ CONF.
Average RPI Loss:	112	RECORD	PCT. RANK	GAMES	SCHEDULE	OF SCHEDULE	RPI	RPI	RPI	RPI
DIV. I ONLY	14- 15	181	6-4	64	165	123	123	12	12	
DIV. I NON-CONF.	7- 7	164	0	25	269	72	72	12	12	
TOTALS	RPI 1-25	RPI 26-50	W-L RECORDS	RPI 51-100	RPI 101-150	RPI 150+				
14- 15	0- 1	0- 3	OVERALL	1- 3	4- 5	9- 3				
7- 5	0- 0	0- 0	HOME	0- 3	3- 1	4- 1				
7- 7	0- 1	0- 2	AWAY	1- 0	1- 2	5- 2				
0- 3	0- 0	0- 1	NEUTRAL	0- 0	0- 2	0- 0				
7- 7	0- 1	0- 3	NON-CONFERENCE	1- 0	2- 2	4- 1				
3- 1	0- 0	0- 0	HOME	0- 0	1- 0	2- 1				
4- 3	0- 1	0- 2	AWAY	1- 0	1- 0	2- 0				
0- 3	0- 0	0- 1	NEUTRAL	0- 0	0- 2	0- 0				
7- 8	0- 0	0- 0	CONFERENCE	0- 3	2- 3	5- 2				
4- 4	0- 0	0- 0	HOME	0- 3	2- 1	2- 0				
3- 4	0- 0	0- 0	AWAY	0- 0	0- 2	3- 2				
0- 0	0- 0	0- 0	NEUTRAL	0- 0	0- 0	0- 0				

RPI	S	Opponent	Score	RPI	S	Opponent	Score	RPI	S	Opponent	Score	RPI	S	Opponent	Score	Team's RPI: 123
25	A	Old Dominion	51 73	36	N	Bradley	57 61	54	H	Dayton	51 65	105	A	VCU	50 53	
				42	A	Drexel	52 58	88	H	Fordham	47 64	105	H	VCU	42 57	
				49	A	Charlotte	59 78	89	H	Saint Louis	57 60	114	H	William & Mary	76 73	
								93	A	Coastal Caro.	79 67	121	H	Davidson	69 57	
												124	H	Duquesne	67 64	
												139	A	Massachusetts	50 64	
												140	N	Mt. St. Mary's	67 75	
												141	A	UNC Greensboro	70 62	
												143	N	Hampton	65 69	
												180	H	Norfolk St.	77 69	
												191	A	La Salle	67 61	
												191	H	La Salle	63 61	
												192	H	Fla. Atlantic	57 55	
												212	A	Rhode Island	70 76	
												214	H	Furman	69 70	
												234	A	George Mason	75 70	
												235	A	Saint Joseph's	56 67	
												240	A	Georgetown	51 49	
												294	A	St. Bonaventure	72 58	
												294	H	St. Bonaventure	63 59	
												325	A	UMES	64 52	
LAST 10 Division I																
				89	H	Saint Louis	57 60	191	A	La Salle	67 61					
				294	A	St. Bonaventure	72 58	105	H	VCU	42 57					
				234	A	George Mason	75 70	294	H	St. Bonaventure	63 59					
				88	H	Fordham	47 64	139	A	Massachusetts	50 64					
				124	H	Duquesne	67 64	121	H	Davidson	69 57					

Non-Div I Games:

Richmond

■ Loss, 
 ■ Non-Conf, S Site, 
 ■ Home 
 ■ Away 
 N Neutral

Average RPI Win: <b>238</b>	WON-LOST	WINNING	LAST 10	STRENGTH OF	OPP. STRENGTH	TEAM	ADJ.	CONF.	ADJ CONF.
Average RPI Loss: <b>134</b>	RECORD	PCT. RANK	GAMES	SCHEDULE	OF SCHEDULE	RPI	RPI	RPI	RPI
DIV. I ONLY	22- 4	19	8-2	288	180	83	83	24	24
DIV. I NON-CONF.	7- 2	53	0	330	29	120	120	25	25
TOTALS	RPI 1-25	RPI 26-50	W-L RECORDS	RPI 51-100	RPI 101-150	RPI 150+			
22- 4	0- 1	0- 0	OVERALL	1- 1	0- 1	21- 1			
10- 1	0- 0	0- 0	HOME	0- 1	0- 0	10- 0			
11- 2	0- 1	0- 0	AWAY	1- 0	0- 0	10- 1			
1- 1	0- 0	0- 0	NEUTRAL	0- 0	0- 1	1- 0			
7- 2	0- 1	0- 0	NON-CONFERENCE	0- 0	0- 1	7- 0			
3- 0	0- 0	0- 0	HOME	0- 0	0- 0	3- 0			
3- 1	0- 1	0- 0	AWAY	0- 0	0- 0	3- 0			
1- 1	0- 0	0- 0	NEUTRAL	0- 0	0- 1	1- 0			
15- 2	0- 0	0- 0	CONFERENCE	1- 1	0- 0	14- 1			
7- 1	0- 0	0- 0	HOME	0- 1	0- 0	7- 0			
8- 1	0- 0	0- 0	AWAY	1- 0	0- 0	7- 1			
0- 0	0- 0	0- 0	NEUTRAL	0- 0	0- 0	0- 0			

RPI 1-25			RPI 26-50			RPI 51-100			Team's RPI: 83	RPI 101+		
RPI	S	Opponent	Score	RPI	S	Opponent	Score	RPI	S	Opponent	Score	
9	A	Princeton	47 <b>80</b>					58	A	Marist	76 72	144 N North Florida 70 <b>80</b>
								58	H	Marist	58 <b>63</b>	187 A Quinnipiac 68 62
												187 H Quinnipiac 75 59
												191 H La Salle 70 43
												206 A Manhattan 55 50
												206 H Manhattan 76 53
												209 A Penn St. 78 70
												228 A Iona 81 37
												228 H Iona 53 41
												231 A Fairfield 68 60
												231 H Fairfield 60 52
												240 A Georgetown 65 64
												254 N Lipscomb 81 76
												256 H Xavier 64 57
												263 A Delaware St. 71 69
												281 H Wagner 77 63
												283 A Niagara 71 55
												283 H Niagara 79 75
												284 A Siena 69 38
												284 H Siena 70 66
												296 H Monmouth 48 25
												323 A Saint Peter's 56 <b>67</b>
												339 A Canisius 70 57
LAST 10 Division I												
231	A	Fairfield	68 60	58	H	Marist	58 <b>63</b>					
228	H	Iona	53 41	323	A	Saint Peter's	56 <b>67</b>					
187	A	Quinnipiac	68 62	296	H	Monmouth	48 25					
206	A	Manhattan	55 50	206	H	Manhattan	76 53					
284	A	Siena	69 38	231	H	Fairfield	60 52					

Non-Div I Games:

Rider

■ Loss, 
 ■ Non-Conf, 
 S Site, 
 ■ Home 
 ■ Away 
 N Neutral



Average RPI Win:	280	WON-LOST	WINNING	LAST 10	STRENGTH OF	OPP. STRENGTH	TEAM	ADJ.	CONF.	ADJ CONF.
Average RPI Loss:	117	RECORD	PCT. RANK	GAMES	SCHEDULE	OF SCHEDULE	RPI	RPI	RPI	RPI
DIV. I ONLY	19- 7	47	9-1	285	314	132	132	30	30	
DIV. I NON-CONF.	4- 6	212	0	125	133	174	174	30	30	
TOTALS	RPI 1-25	RPI 26-50	W-L RECORDS	RPI 51-100	RPI 101-150	RPI 150+				
19- 7	0- 1	0- 1	OVERALL	0- 0	0- 3	19- 2				
9- 3	0- 0	0- 0	HOME	0- 0	0- 2	9- 1				
10- 4	0- 1	0- 1	AWAY	0- 0	0- 1	10- 1				
0- 0	0- 0	0- 0	NEUTRAL	0- 0	0- 0	0- 0				
4- 6	0- 1	0- 1	NON-CONFERENCE	0- 0	0- 2	4- 2				
2- 2	0- 0	0- 0	HOME	0- 0	0- 1	2- 1				
2- 4	0- 1	0- 1	AWAY	0- 0	0- 1	2- 1				
0- 0	0- 0	0- 0	NEUTRAL	0- 0	0- 0	0- 0				
15- 1	0- 0	0- 0	CONFERENCE	0- 0	0- 1	15- 0				
7- 1	0- 0	0- 0	HOME	0- 0	0- 1	7- 0				
8- 0	0- 0	0- 0	AWAY	0- 0	0- 0	8- 0				
0- 0	0- 0	0- 0	NEUTRAL	0- 0	0- 0	0- 0				

RPI 1-25				RPI 26-50				RPI 51-100				RPI 101+ Team's RPI: 132			
RPI	S	Opponent	Score	RPI	S	Opponent	Score	RPI	S	Opponent	Score	RPI	S	Opponent	Score
19	A	TCU	61 66	41	A	James Madison	32 59					102	A	Kent St.	81 82
												128	H	Columbia	59 61
												140	H	Mt. St. Mary's	59 62
												179	H	Delaware	62 73
												180	A	Norfolk St.	69 62
												186	A	Merrimack	68 62
												186	H	Merrimack	72 50
												191	A	La Salle	71 68
												212	A	Rhode Island	59 71
												256	H	Xavier	71 57
												259	H	Youngstown St.	58 43
												271	A	Saint Francis (PA)	66 57
												281	A	Wagner	77 35
												281	H	Wagner	51 47
												312	A	Sacred Heart	67 38
												312	H	Sacred Heart	73 43
												314	A	St. Francis Brooklyn	70 59
												314	H	St. Francis Brooklyn	69 44
												317	A	Fairleigh Dickinson	48 35
												317	H	Fairleigh Dickinson	53 35
												324	H	Bryant	69 39
												330	A	LIU Brooklyn	70 59
												349	A	Central Conn. St.	86 56
												349	H	Central Conn. St.	80 42
LAST 10 Division I															
317	A	Fairleigh Dickinson	48 35	312	A	Sacred Heart	67 38								
140	H	Mt. St. Mary's	59 62	324	H	Bryant	69 39								
271	A	Saint Francis (PA)	66 57	349	H	Central Conn. St.	80 42								
317	H	Fairleigh Dickinson	53 35	314	A	St. Francis Brooklyn	70 59								
281	A	Wagner	77 35	330	A	LIU Brooklyn	70 59								

Non-Div I Games: Pitt.-Johnstown 63 30

Robert Morris

■ Loss, 
 ■ Non-Conf, 
 ■ S Site, 
 ■ Home 
 ■ A Away 
 N Neutral

Average RPI Win:	157	WON-LOST	WINNING	LAST 10	STRENGTH OF	OPP. STRENGTH	TEAM	ADJ.	CONF.	ADJ CONF.
Average RPI Loss:	44	RECORD	PCT. RANK	GAMES	SCHEDULE	OF SCHEDULE	RPI	RPI	RPI	RPI
DIV. I ONLY	20- 8	53	5-5	110	20	45	45	2	2	
DIV. I NON-CONF.	10- 1	20	0	214	110	45	45	2	2	
TOTALS	RPI 1-25	RPI 26-50	W-L RECORDS	RPI 51-100	RPI 101-150	RPI 150+				
20- 8	1- 3	2- 2	OVERALL	4- 3	3- 0	10- 0				
13- 2	1- 1	1- 0	HOME	3- 1	1- 0	7- 0				
5- 6	0- 2	1- 2	AWAY	0- 2	1- 0	3- 0				
2- 0	0- 0	0- 0	NEUTRAL	1- 0	1- 0	0- 0				
10- 1	0- 0	0- 1	NON-CONFERENCE	3- 0	1- 0	6- 0				
7- 0	0- 0	0- 0	HOME	2- 0	0- 0	5- 0				
1- 1	0- 0	0- 1	AWAY	0- 0	0- 0	1- 0				
2- 0	0- 0	0- 0	NEUTRAL	1- 0	1- 0	0- 0				
10- 7	1- 3	2- 1	CONFERENCE	1- 3	2- 0	4- 0				
6- 2	1- 1	1- 0	HOME	1- 1	1- 0	2- 0				
4- 5	0- 2	1- 1	AWAY	0- 2	1- 0	2- 0				
0- 0	0- 0	0- 0	NEUTRAL	0- 0	0- 0	0- 0				

RPI 1-25				RPI 26-50				Team's RPI: 45	RPI 51-100				RPI 101+			
RPI	S	Opponent	Score	RPI	S	Opponent	Score		RPI	S	Opponent	Score	RPI	S	Opponent	Score
3	A	Maryland	50 79	33	A	LSU	58 64		53	H	Virginia	73 63	118	N	Vanderbilt	62 56
7	A	Northwestern	65 82	34	A	Michigan	57 71		70	N	Georgia Tech	46 43	145	A	Wisconsin	64 61
17	H	Indiana	56 66	34	H	Michigan	62 41		84	A	Minnesota	71 73	145	H	Wisconsin	63 43
24	H	Ohio St.	59 57	40	A	Purdue	59 53		85	A	Michigan St.	53 57	177	H	Towson	67 53
									85	H	Michigan St.	55 66	201	A	Illinois	75 51
									90	H	Nebraska	69 65	201	H	Illinois	72 41
									97	H	Harvard	74 46	209	A	Penn St.	62 57
													209	H	Penn St.	72 39
													233	H	Marshall	66 41
													243	A	South Alabama	77 56
													245	H	Southern U.	78 58
													283	H	Niagara	87 37
													331	H	Coppin St.	107 33
LAST 10 Division I																
145	H	Wisconsin	63 43	3	A	Maryland	50 79		209	H	Penn St.	72 39				
24	H	Ohio St.	59 57	7	A	Northwestern	65 82		84	A	Minnesota	71 73				
34	H	Michigan	62 41	201	H	Illinois	72 41		34	A	Michigan	57 71				
85	A	Michigan St.	53 57													

Non-Div I Games:

Rutgers

■ Loss, 
 ■ Non-Conf, 
 ■ S Site, 
 ■ H Home 
 ■ A Away 
 N Neutral

SFA				STRENGTH OF SCHEDULE	OPP. STRENGTH OF SCHEDULE	TEAM RPI	ADJ. RPI	CONF. RPI	ADJ CONF. RPI
Average RPI Win:	244	WON-LOST RECORD	WINNING PCT. RANK						
Average RPI Loss:	134		LAST 10 GAMES						
DIV. I ONLY	18- 5	31	8-2	276	266	99	99	23	23
DIV. I NON-CONF.	4- 2	90	0	278	174	140	140	24	24
TOTALS	RPI 1-25	RPI 26-50	W-L RECORDS	RPI 51-100	RPI 101-150	RPI 150+			
18- 5	0- 0	0- 1	OVERALL	2- 1	1- 0	15- 3			
9- 1	0- 0	0- 1	HOME	1- 0	1- 0	7- 0			
8- 4	0- 0	0- 0	AWAY	1- 1	0- 0	7- 3			
1- 0	0- 0	0- 0	NEUTRAL	0- 0	0- 0	1- 0			
4- 2	0- 0	0- 1	NON-CONFERENCE	0- 1	0- 0	4- 0			
1- 1	0- 0	0- 1	HOME	0- 0	0- 0	1- 0			
2- 1	0- 0	0- 0	AWAY	0- 1	0- 0	2- 0			
1- 0	0- 0	0- 0	NEUTRAL	0- 0	0- 0	1- 0			
14- 3	0- 0	0- 0	CONFERENCE	2- 0	1- 0	11- 3			
8- 0	0- 0	0- 0	HOME	1- 0	1- 0	6- 0			
6- 3	0- 0	0- 0	AWAY	1- 0	0- 0	5- 3			
0- 0	0- 0	0- 0	NEUTRAL	0- 0	0- 0	0- 0			

RPI 1-25				RPI 26-50				RPI 51-100 Team's RPI: 99				RPI 101+			
RPI	S	Opponent	Score	RPI	S	Opponent	Score	RPI	S	Opponent	Score	RPI	S	Opponent	Score
				38	H	UCF	57 63	66	A	Oklahoma	62 75	103	H	Abilene Christian	69 59
								87	A	A&M-Corpus Christi	66 44	151	A	Sam Houston St.	55 63
								87	H	A&M-Corpus Christi	72 49	158	A	New Orleans	50 53
												158	H	New Orleans	59 47
												237	H	Southeastern La.	77 51
												242	A	Central Ark.	58 37
												242	H	Central Ark.	102 41
												246	A	Nevada	80 65
												258	A	Incarnate Word	52 60
												258	H	Incarnate Word	67 45
												266	N	UC Santa Barbara	67 56
												267	A	Tulsa	67 63
												268	A	Nicholls St.	78 61
												269	A	Lamar University	54 53
												318	A	Houston Baptist	59 42
												332	H	Alcorn	67 62
												334	A	Northwestern St.	61 45
												334	H	Northwestern St.	89 40
												343	H	McNeese	82 51
LAST 10 Division I															
334	A	Northwestern St.	61 45	268	A	Nicholls St.	78 61								
258	A	Incarnate Word	52 60	151	A	Sam Houston St.	55 63								
242	A	Central Ark.	58 37	103	H	Abilene Christian	69 59								
87	H	A&M-Corpus Christi	72 49	269	A	Lamar University	54 53								
158	H	New Orleans	59 47	334	H	Northwestern St.	89 40								

Non-Div I Games: LSU-Shreveport 75 32 Cent. Christian (KS104 46 Our Lady of the Lak87 75

SFA

Loss, Non-Conf, S Site, H Home A Away N Neutral

SIUE				STRENGTH OF SCHEDULE	OPP. STRENGTH OF SCHEDULE	TEAM RPI	ADJ. RPI	CONF. RPI	ADJ CONF. RPI
Average RPI Win:	332	WON-LOST RECORD	WINNING PCT. RANK						
Average RPI Loss:	171		LAST 10 GAMES						
DIV. I ONLY	3- 24	339	0-10	248	223	337	337	20	20
DIV. I NON-CONF.	2- 8	295	0	291	122	329	329	23	23
-----									
TOTALS	RPI 1-25	RPI 26-50	W-L RECORDS	RPI 51-100	RPI 101-150	RPI 150+			
3- 24	0- 0	0- 0	OVERALL	0- 7	0- 3	3- 14			
2- 11	0- 0	0- 0	HOME	0- 3	0- 2	2- 6			
1- 12	0- 0	0- 0	AWAY	0- 4	0- 1	1- 7			
0- 1	0- 0	0- 0	NEUTRAL	0- 0	0- 0	0- 1			
2- 8	0- 0	0- 0	NON-CONFERENCE	0- 4	0- 1	2- 3			
2- 3	0- 0	0- 0	HOME	0- 2	0- 1	2- 0			
0- 4	0- 0	0- 0	AWAY	0- 2	0- 0	0- 2			
0- 1	0- 0	0- 0	NEUTRAL	0- 0	0- 0	0- 1			
1- 16	0- 0	0- 0	CONFERENCE	0- 3	0- 2	1- 11			
0- 8	0- 0	0- 0	HOME	0- 1	0- 1	0- 6			
1- 8	0- 0	0- 0	AWAY	0- 2	0- 1	1- 5			
0- 0	0- 0	0- 0	NEUTRAL	0- 0	0- 0	0- 0			

RPI 1-25			RPI 26-50			RPI 51-100			RPI 101+ Team's RPI: 337		
RPI	S	Opponent	Score	RPI	S	Opponent	Score	RPI	S	Opponent	Score
						51 A Belmont	48 69	111 A Southeast Mo. St.		57 80	
						55 A UT Martin	58 75	111 H Southeast Mo. St.		56 66	
						55 H UT Martin	39 79	148 H Loyola Chicago		50 63	
						63 A Illinois St.	53 74	155 N North Ala.		67 85	
						89 H Saint Louis	35 68	161 A Missouri		51 68	
						90 A Nebraska	49 63	178 A Austin Peay		61 74	
						100 H Southern Ill.	67 103	178 H Austin Peay		62 79	
								205 H Tennessee Tech		50 65	
								207 A Eastern Ill.		71 77	
								226 A Murray St.		60 74	
								226 H Murray St.		61 70	
								252 H Jacksonville St.		44 53	
								276 A Morehead St.		69 75	
								276 H Morehead St.		55 63	
								288 A Eastern Ky.		46 49	
								288 H Eastern Ky.		38 68	
								309 A Georgia St.		73 74	
								322 H Evansville		85 74	
								336 A Tennessee St.		76 63	
								338 H Purdue Fort Wayne		57 53	
-----											
LAST 10 Division I											
						55 A UT Martin	58 75	288 H Eastern Ky.		38 68	
						226 H Murray St.	61 70	276 H Morehead St.		55 63	
						178 H Austin Peay	62 79	226 A Murray St.		60 74	
						111 A Southeast Mo. St.	57 80	178 A Austin Peay		61 74	
						207 A Eastern Ill.	71 77	55 H UT Martin		39 79	

Non-Div I Games: Quincy

65 70

SIUE

Loss, Non-Conf, S Site, H Home A Away N Neutral

SMU				STRENGTH OF SCHEDULE	OPP. STRENGTH OF SCHEDULE	TEAM RPI	ADJ. RPI	CONF. RPI	ADJ CONF. RPI
Average RPI Win:	226	WON-LOST RECORD	WINNING PCT. RANK						
Average RPI Loss:	136		LAST 10 GAMES						
DIV. I ONLY	12- 14	199	5-5	190	124	223	223	9	9
DIV. I NON-CONF.	6- 6	164	0	193	260	238	238	10	10
-----									
TOTALS	RPI 1-25	RPI 26-50	W-L RECORDS	RPI 51-100	RPI 101-150	RPI 150+			
12- 14	0- 2	0- 1	OVERALL	1- 2	0- 3	11- 6			
9- 7	0- 2	0- 0	HOME	1- 1	0- 1	8- 3			
2- 7	0- 0	0- 1	AWAY	0- 1	0- 2	2- 3			
1- 0	0- 0	0- 0	NEUTRAL	0- 0	0- 0	1- 0			
6- 6	0- 1	0- 0	NON-CONFERENCE	1- 0	0- 3	5- 2			
5- 4	0- 1	0- 0	HOME	1- 0	0- 1	4- 2			
0- 2	0- 0	0- 0	AWAY	0- 0	0- 2	0- 0			
1- 0	0- 0	0- 0	NEUTRAL	0- 0	0- 0	1- 0			
6- 8	0- 1	0- 1	CONFERENCE	0- 2	0- 0	6- 4			
4- 3	0- 1	0- 0	HOME	0- 1	0- 0	4- 1			
2- 5	0- 0	0- 1	AWAY	0- 1	0- 0	2- 3			
0- 0	0- 0	0- 0	NEUTRAL	0- 0	0- 0	0- 0			

RPI 1-25				RPI 26-50				RPI 51-100				RPI 101+ Team's RPI: 223			
RPI	S	Opponent	Score	RPI	S	Opponent	Score	RPI	S	Opponent	Score	RPI	S	Opponent	Score
5	H	UConn	42 80	38	A	UCF	57 67	65	H	Rice	55 43	107	A	UT Arlington	46 51
19	H	TCU	56 57					80	H	Cincinnati	58 73	133	A	Pacific	49 77
								94	A	Temple	62 85	150	H	Wright St.	61 69
												159	H	Tulane	66 67
												166	A	Wichita St.	72 67
												166	H	Wichita St.	64 44
												193	A	Memphis	52 57
												198	A	Houston	53 55
												198	H	Houston	60 47
												221	H	UTEP	60 56
												224	H	Northern Colo.	52 61
												230	H	North Dakota	66 51
												234	H	George Mason	58 59
												247	A	East Carolina	55 47
												247	H	East Carolina	53 45
												267	A	Tulsa	58 65
												267	H	Tulsa	57 38
												278	N	CSUN	68 58
												280	H	UC Irvine	59 56
												343	H	McNeese	81 60
-----															
LAST 10 Division I															
198	H	Houston	60 47	198	A	Houston	53 55								
166	A	Wichita St.	72 67	38	A	UCF	57 67								
267	A	Tulsa	58 65	166	H	Wichita St.	64 44								
247	H	East Carolina	53 45	267	H	Tulsa	57 38								
80	H	Cincinnati	58 73	193	A	Memphis	52 57								

Non-Div I Games:

SMU

Loss, Non-Conf, S Site, H Home A Away N Neutral

Average RPI Win:	<b>252</b>	WON-LOST	WINNING	LAST 10	STRENGTH OF	OPP. STRENGTH	TEAM	ADJ.	CONF.	ADJ CONF.
Average RPI Loss:	<b>179</b>	RECORD	PCT. RANK	GAMES	SCHEDULE	OF SCHEDULE	RPI	RPI	RPI	RPI
DIV. I ONLY	<b>6- 19</b>	<b>312</b>	<b>3-7</b>	<b>255</b>	<b>216</b>	<b>304</b>	<b>304</b>	<b>18</b>	<b>18</b>	
DIV. I NON-CONF.	<b>0- 7</b>	<b>338</b>	<b>0</b>	<b>257</b>	<b>228</b>	<b>341</b>	<b>341</b>	<b>17</b>	<b>17</b>	
TOTALS	RPI 1-25	RPI 26-50	W-L RECORDS	RPI 51-100	RPI 101-150	RPI 150+				
6- 19	0- 1	0- 0	OVERALL	0- 2	0- 2	6- 14				
2- 8	0- 1	0- 0	HOME	0- 1	0- 1	2- 5				
4- 11	0- 0	0- 0	AWAY	0- 1	0- 1	4- 9				
0- 0	0- 0	0- 0	NEUTRAL	0- 0	0- 0	0- 0				
0- 7	0- 1	0- 0	NON-CONFERENCE	0- 0	0- 0	0- 6				
0- 1	0- 1	0- 0	HOME	0- 0	0- 0	0- 0				
0- 6	0- 0	0- 0	AWAY	0- 0	0- 0	0- 6				
0- 0	0- 0	0- 0	NEUTRAL	0- 0	0- 0	0- 0				
6- 12	0- 0	0- 0	CONFERENCE	0- 2	0- 2	6- 8				
2- 7	0- 0	0- 0	HOME	0- 1	0- 1	2- 5				
4- 5	0- 0	0- 0	AWAY	0- 1	0- 1	4- 3				
0- 0	0- 0	0- 0	NEUTRAL	0- 0	0- 0	0- 0				

RPI 1-25				RPI 26-50				RPI 51-100				RPI 101+ Team's RPI: 304			
RPI	S	Opponent	Score	RPI	S	Opponent	Score	RPI	S	Opponent	Score	RPI	S	Opponent	Score
24	H	Ohio St.	74 <b>104</b>					86	A	Montana St.	69 <b>113</b>	120	A	Idaho	44 <b>70</b>
								86	H	Montana St.	48 <b>85</b>	120	H	Idaho	88 <b>96</b>
												153	A	San Jose St.	67 <b>73</b>
												154	H	Montana	60 <b>64</b>
												162	A	Idaho St.	62 <b>80</b>
												162	H	Idaho St.	51 <b>75</b>
												163	A	UC Davis	75 <b>77</b>
												169	A	Northern Ariz.	107 <b>114</b>
												169	H	Northern Ariz.	65 <b>85</b>
												176	A	Southern Utah	71 62
												176	H	Southern Utah	87 82
												217	A	San Francisco	82 <b>87</b>
												218	A	Portland St.	73 70
												224	A	Northern Colo.	73 <b>90</b>
												224	H	Northern Colo.	63 <b>73</b>
												246	A	Nevada	72 <b>83</b>
												301	A	Seattle U	84 <b>88</b>
												302	A	Eastern Wash.	74 67
												302	H	Eastern Wash.	73 <b>78</b>
												311	A	Cal Poly	43 <b>62</b>
												320	A	Weber St.	91 67
												320	H	Weber St.	58 52
LAST 10 Division I															
				86	A	Montana St.	69 <b>113</b>	162	H	Idaho St.	51 <b>75</b>				
				120	H	Idaho	88 <b>96</b>	320	H	Weber St.	58 52				
				302	H	Eastern Wash.	73 <b>78</b>	120	A	Idaho	44 <b>70</b>				
				224	A	Northern Colo.	73 <b>90</b>	302	A	Eastern Wash.	74 67				
				176	A	Southern Utah	71 62	169	H	Northern Ariz.	65 <b>85</b>				

Non-Div I Games: Cal Maritime 86 55 Pacific Union 94 35

Sacramento St.

■ Loss, 
 ■ Non-Conf, S Site, 
 ■ Home 
 ■ Away 
 N Neutral

## Sacred Heart

Through Games Of Feb. 27, 2020

Average RPI Win:	307	WON-LOST	WINNING	LAST 10	STRENGTH OF	OPP. STRENGTH	TEAM	ADJ.	CONF.	ADJ CONF.
Average RPI Loss:	192	RECORD	PCT. RANK	GAMES	SCHEDULE	OF SCHEDULE	RPI	RPI	RPI	RPI
DIV. I ONLY	8- 17	282	3-7	320	310	312	312	30	30	
DIV. I NON-CONF.	2- 8	295	0	280	117	315	315	30	30	
TOTALS	RPI 1-25	RPI 26-50	W-L RECORDS	RPI 51-100	RPI 101-150	RPI 150+				
8- 17	0- 0	0- 0	OVERALL	0- 4	0- 4	8- 9				
5- 4	0- 0	0- 0	HOME	0- 0	0- 3	5- 1				
2- 12	0- 0	0- 0	AWAY	0- 3	0- 1	2- 8				
1- 1	0- 0	0- 0	NEUTRAL	0- 1	0- 0	1- 0				
2- 8	0- 0	0- 0	NON-CONFERENCE	0- 4	0- 1	2- 3				
1- 1	0- 0	0- 0	HOME	0- 0	0- 1	1- 0				
0- 6	0- 0	0- 0	AWAY	0- 3	0- 0	0- 3				
1- 1	0- 0	0- 0	NEUTRAL	0- 1	0- 0	1- 0				
6- 9	0- 0	0- 0	CONFERENCE	0- 0	0- 3	6- 6				
4- 3	0- 0	0- 0	HOME	0- 0	0- 2	4- 1				
2- 6	0- 0	0- 0	AWAY	0- 0	0- 1	2- 5				
0- 0	0- 0	0- 0	NEUTRAL	0- 0	0- 0	0- 0				

RPI	S	Opponent	Score	RPI	S	Opponent	Score	RPI	S	Opponent	Score	RPI	S	Opponent	Score	Team's RPI: 312
67	A	Yale	40	87	131	H	Holy Cross	52	65	132	A	Robert Morris	43	73		
78	A	Seton Hall	69	95	132	H	Robert Morris	38	67	140	H	Mt. St. Mary's	58	67		
79	A	Stony Brook	50	54	186	A	Merrimack	45	59	186	H	Merrimack	63	60		
90	N	Nebraska	49	72	209	A	Penn St.	65	88	235	A	Saint Joseph's	44	71		
					271	A	Saint Francis (PA)	58	60	271	H	Saint Francis (PA)	39	48		
					281	A	Wagner	79	65	284	A	Siena	57	68		
					314	A	St. Francis Brooklyn	70	71	317	A	Fairleigh Dickinson	60	65		
					317	H	Fairleigh Dickinson	68	53	317	H	Fairleigh Dickinson	68	53		
					319	H	Hofstra	71	44	324	H	Bryant	52	48		
					330	A	LIU Brooklyn	63	66	330	A	LIU Brooklyn	63	66		
					333	N	Detroit Mercy	66	60	349	A	Central Conn. St.	54	52		
					349	H	Central Conn. St.	66	58	349	H	Central Conn. St.	66	58		
LAST 10 Division I																
324	H	Bryant	52	48	140	H	Mt. St. Mary's	58	67							
186	A	Merrimack	45	59	314	A	St. Francis Brooklyn	70	71							
330	A	LIU Brooklyn	63	66	349	A	Central Conn. St.	54	52							
271	H	Saint Francis (PA)	39	48	317	H	Fairleigh Dickinson	68	53							
132	H	Robert Morris	38	67	132	A	Robert Morris	43	73							

Non-Div I Games: Bridgeport 77 63

Sacred Heart

Loss, Non-Conf, S Site, H Home A Away N Neutral

## Saint Francis (PA)

Through Games Of Feb. 27, 2020

Average RPI Win:	308	WON-LOST	WINNING	LAST 10	STRENGTH OF	OPP. STRENGTH	TEAM	ADJ.	CONF.	ADJ CONF.
Average RPI Loss:	170	RECORD	PCT. RANK	GAMES	SCHEDULE	OF SCHEDULE	RPI	RPI	RPI	RPI
DIV. I ONLY	11- 16	233	4-6	282	312	271	271	30	30	
DIV. I NON-CONF.	2- 9	304	0	62	156	218	218	30	30	
TOTALS	RPI 1-25	RPI 26-50	W-L RECORDS	RPI 51-100	RPI 101-150	RPI 150+				
11- 16	0- 0	0- 3	OVERALL	0- 2	0- 4	11- 7				
5- 6	0- 0	0- 1	HOME	0- 0	0- 2	5- 3				
5- 9	0- 0	0- 1	AWAY	0- 2	0- 2	5- 4				
1- 1	0- 0	0- 1	NEUTRAL	0- 0	0- 0	1- 0				
2- 9	0- 0	0- 3	NON-CONFERENCE	0- 2	0- 2	2- 2				
0- 3	0- 0	0- 1	HOME	0- 0	0- 1	0- 1				
1- 5	0- 0	0- 1	AWAY	0- 2	0- 1	1- 1				
1- 1	0- 0	0- 1	NEUTRAL	0- 0	0- 0	1- 0				
9- 7	0- 0	0- 0	CONFERENCE	0- 0	0- 2	9- 5				
5- 3	0- 0	0- 0	HOME	0- 0	0- 1	5- 2				
4- 4	0- 0	0- 0	AWAY	0- 0	0- 1	4- 3				
0- 0	0- 0	0- 0	NEUTRAL	0- 0	0- 0	0- 0				

RPI S	Opponent	Score	RPI S	Opponent	Score	RPI S	Opponent	Score	RPI S	Opponent	Score	Team's RPI: 271
30	N FGCU	64 97	60	A West Virginia	45 74	104	H Liberty	52 71				
35	A Virginia Tech	41 105	72	A South Fla.	23 62	124	A Duquesne	69 72				
50	H Bucknell	46 70				132	H Robert Morris	57 66				
						140	A Mt. St. Mary's	44 68				
						186	H Merrimack	56 71				
						213	N Stetson	78 73				
						259	H Youngstown St.	46 56				
						276	A Morehead St.	54 65				
						281	A Wagner	50 55				
						281	H Wagner	51 50				
						297	A Vermont	73 69				
						312	A Sacred Heart	48 39				
						312	H Sacred Heart	60 58				
						314	A St. Francis Brooklyn	67 59				
						314	H St. Francis Brooklyn	82 72				
						317	A Fairleigh Dickinson	47 56				
						324	A Bryant	63 60				
						324	H Bryant	64 58				
						330	A LIU Brooklyn	53 71				
						330	H LIU Brooklyn	64 71				
						349	A Central Conn. St.	64 52				
						349	H Central Conn. St.	72 68				
LAST 10 Division I												
330	H LIU Brooklyn	64 71	349	H Central Conn. St.	72 68							
132	H Robert Morris	57 66	324	H Bryant	64 58							
140	A Mt. St. Mary's	44 68	330	A LIU Brooklyn	53 71							
312	A Sacred Heart	48 39	314	A St. Francis Brooklyn	67 59							
281	A Wagner	50 55	186	H Merrimack	56 71							

Non-Div I Games:

Saint Francis (PA)

■ Loss, 
 ■ Non-Conf, 
 ■ S Site, 
 ■ Home 
 ■ Away 
 N Neutral



## Saint Joseph's

Through Games Of Feb. 27, 2020

Average RPI Win:	186	WON-LOST	WINNING	LAST 10	STRENGTH OF	OPP. STRENGTH	TEAM	ADJ.	CONF.	ADJ CONF.
Average RPI Loss:	128	RECORD	PCT. RANK	GAMES	SCHEDULE	OF SCHEDULE	RPI	RPI	RPI	RPI
DIV. I ONLY	9- 18	275	2-8	122	126	235	235	12	12	
DIV. I NON-CONF.	6- 6	164	0	106	123	155	155	12	12	
TOTALS	RPI 1-25	RPI 26-50	W-L RECORDS	RPI 51-100	RPI 101-150	RPI 150+				
9- 18	0- 0	0- 2	OVERALL	2- 4	3- 7	4- 5				
5- 9	0- 0	0- 2	HOME	1- 1	1- 3	3- 3				
3- 7	0- 0	0- 0	AWAY	0- 2	2- 4	1- 1				
1- 2	0- 0	0- 0	NEUTRAL	1- 1	0- 0	0- 1				
6- 6	0- 0	0- 2	NON-CONFERENCE	2- 2	1- 1	3- 1				
4- 2	0- 0	0- 2	HOME	1- 0	0- 0	3- 0				
1- 2	0- 0	0- 0	AWAY	0- 1	1- 1	0- 0				
1- 2	0- 0	0- 0	NEUTRAL	1- 1	0- 0	0- 1				
3- 12	0- 0	0- 0	CONFERENCE	0- 2	2- 6	1- 4				
1- 7	0- 0	0- 0	HOME	0- 1	1- 3	0- 3				
2- 5	0- 0	0- 0	AWAY	0- 1	1- 3	1- 1				
0- 0	0- 0	0- 0	NEUTRAL	0- 0	0- 0	0- 0				

RPI 1-25				RPI 26-50				RPI 51-100				RPI 101+ Team's RPI: 235			
RPI	S	Opponent	Score	RPI	S	Opponent	Score	RPI	S	Opponent	Score	RPI	S	Opponent	Score
				42	H	Drexel	52 62	54	H	Dayton	44 59	105	A	VCU	40 47
				48	H	Penn	45 55	76	A	Villanova	44 60	106	A	Auburn	62 66
								78	N	Seton Hall	39 55	121	A	Davidson	63 54
								89	A	Saint Louis	48 63	123	H	Richmond	67 56
								94	H	Temple	67 63	124	A	Duquesne	42 53
								97	N	Harvard	63 39	124	H	Duquesne	51 58
												128	A	Columbia	71 57
												137	H	George Washington	50 56
												139	A	Massachusetts	43 61
												139	H	Massachusetts	47 51
												189	H	American	72 51
												191	A	La Salle	59 67
												191	H	La Salle	53 59
												212	H	Rhode Island	47 49
												214	N	Furman	48 63
												234	H	George Mason	49 54
												294	A	St. Bonaventure	61 60
												312	H	Sacred Heart	71 44
												315	H	Navy	49 40
LAST 10 Division I															
				139	H	Massachusetts	47 51	89	A	Saint Louis	48 63				
				234	H	George Mason	49 54	54	H	Dayton	44 59				
				121	A	Davidson	63 54	137	H	George Washington	50 56				
				191	H	La Salle	53 59	191	A	La Salle	59 67				
				124	A	Duquesne	42 53	294	A	St. Bonaventure	61 60				

Non-Div I Games:

Saint Joseph's

■ Loss, 
 ■ Non-Conf, 
 ■ S Site, 
 ■ H Home 
 ■ A Away 
 N Neutral

Average RPI Win:	162	WON-LOST	WINNING	LAST 10	STRENGTH OF	OPP. STRENGTH	TEAM	ADJ.	CONF.	ADJ CONF.
Average RPI Loss:	108	RECORD	PCT. RANK	GAMES	SCHEDULE	OF SCHEDULE	RPI	RPI	RPI	RPI
DIV. I ONLY	17- 11	101	7-3	93	98	89	89	12	12	
DIV. I NON-CONF.	8- 5	117	0	87	60	71	71	12	12	
TOTALS	RPI 1-25	RPI 26-50	W-L RECORDS	RPI 51-100	RPI 101-150	RPI 150+				
17- 11	0- 1	0- 0	OVERALL	5- 3	5- 5	7- 2				
9- 4	0- 1	0- 0	HOME	4- 0	3- 3	2- 0				
8- 7	0- 0	0- 0	AWAY	1- 3	2- 2	5- 2				
0- 0	0- 0	0- 0	NEUTRAL	0- 0	0- 0	0- 0				
8- 5	0- 1	0- 0	NON-CONFERENCE	4- 1	1- 2	3- 1				
4- 2	0- 1	0- 0	HOME	3- 0	1- 1	0- 0				
4- 3	0- 0	0- 0	AWAY	1- 1	0- 1	3- 1				
0- 0	0- 0	0- 0	NEUTRAL	0- 0	0- 0	0- 0				
9- 6	0- 0	0- 0	CONFERENCE	1- 2	4- 3	4- 1				
5- 2	0- 0	0- 0	HOME	1- 0	2- 2	2- 0				
4- 4	0- 0	0- 0	AWAY	0- 2	2- 1	2- 1				
0- 0	0- 0	0- 0	NEUTRAL	0- 0	0- 0	0- 0				

RPI 1-25				RPI 26-50				RPI 51-100 Team's RPI: 89				RPI 101+			
RPI	S	Opponent	Score	RPI	S	Opponent	Score	RPI	S	Opponent	Score	RPI	S	Opponent	Score
9	H	Princeton	50 66					54	A	Dayton	47 48	105	A	VCU	60 67
								55	H	UT Martin	56 50	105	H	VCU	52 65
								63	H	Illinois St.	61 56	111	H	Southeast Mo. St.	76 61
								80	A	Cincinnati	60 50	113	H	Kansas	60 68
								88	A	Fordham	54 66	118	A	Vanderbilt	50 62
								88	H	Fordham	59 49	121	H	Davidson	58 65
								95	H	Colgate	61 51	123	A	Richmond	60 57
								100	A	Southern Ill.	53 61	124	H	Duquesne	53 50
												137	A	George Washington	59 45
												139	H	Massachusetts	71 56
												161	A	Missouri	58 83
												184	A	Northern Ky.	67 42
												191	A	La Salle	77 61
												212	A	Rhode Island	63 72
												234	A	George Mason	64 51
												235	H	Saint Joseph's	63 48
												272	A	Indiana St.	55 53
												294	H	St. Bonaventure	72 51
												337	A	SIUE	68 35
LAST 10 Division I															
123	A	Richmond	60 57	234	A	George Mason	64 51								
105	A	VCU	60 67	235	H	Saint Joseph's	63 48								
88	H	Fordham	59 49	137	A	George Washington	59 45								
139	H	Massachusetts	71 56	124	H	Duquesne	53 50								
212	A	Rhode Island	63 72	88	A	Fordham	54 66								

Non-Div I Games:

Saint Louis

## Saint Mary's (CA)

Through Games Of Feb. 27, 2020

Average RPI Win:	205	WON-LOST	WINNING	LAST 10	STRENGTH OF	OPP. STRENGTH	TEAM	ADJ.	CONF.	ADJ CONF.
Average RPI Loss:	114	RECORD	PCT. RANK	GAMES	SCHEDULE	OF SCHEDULE	RPI	RPI	RPI	RPI
DIV. I ONLY	11- 17	239	2-8	84	120	185	185	11	11	
DIV. I NON-CONF.	5- 6	187	0	79	146	161	161	11	11	
TOTALS	RPI 1-25	RPI 26-50	W-L RECORDS	RPI 51-100	RPI 101-150	RPI 150+				
11- 17	1- 2	1- 2	OVERALL	0- 2	0- 7	9- 4				
7- 7	1- 1	1- 1	HOME	0- 1	0- 3	5- 1				
3- 10	0- 1	0- 1	AWAY	0- 1	0- 4	3- 3				
1- 0	0- 0	0- 0	NEUTRAL	0- 0	0- 0	1- 0				
5- 6	0- 1	1- 2	NON-CONFERENCE	0- 0	0- 1	4- 2				
4- 2	0- 1	1- 1	HOME	0- 0	0- 0	3- 0				
0- 4	0- 0	0- 1	AWAY	0- 0	0- 1	0- 2				
1- 0	0- 0	0- 0	NEUTRAL	0- 0	0- 0	1- 0				
6- 11	1- 1	0- 0	CONFERENCE	0- 2	0- 6	5- 2				
3- 5	1- 0	0- 0	HOME	0- 1	0- 3	2- 1				
3- 6	0- 1	0- 0	AWAY	0- 1	0- 3	3- 1				
0- 0	0- 0	0- 0	NEUTRAL	0- 0	0- 0	0- 0				

RPI 1-25				RPI 26-50				RPI 51-100				RPI 101+ Team's RPI: 185			
RPI	S	Opponent	Score	RPI	S	Opponent	Score	RPI	S	Opponent	Score	RPI	S	Opponent	Score
13	A	Gonzaga	49 74	31	H	Western Ky.	80 73	74	A	BYU	39 60	113	A	Kansas	81 86
13	H	Gonzaga	70 60	37	H	Marquette	63 77	74	H	BYU	55 65	115	A	San Diego	59 73
23	H	NC State	70 87	38	A	UCF	58 67					115	H	San Diego	54 72
												133	A	Pacific	53 65
												133	H	Pacific	66 68
												136	A	Portland	65 78
												136	H	Portland	53 72
												163	H	UC Davis	83 74
												164	A	Wyoming	67 69
												190	A	Santa Clara	95 87
												190	H	Santa Clara	87 94
												194	A	Pepperdine	64 73
												194	H	Pepperdine	85 78
												217	A	San Francisco	86 79
												246	A	Nevada	72 78
												266	H	UC Santa Barbara	64 43
												290	A	LMU (CA)	70 61
												290	H	LMU (CA)	86 70
												294	N	St. Bonaventure	72 57
												311	H	Cal Poly	84 67
LAST 10 Division I															
190	H	Santa Clara	87 94	136	H	Portland	53 72								
133	A	Pacific	53 65	194	A	Pepperdine	64 73								
115	A	San Diego	59 73	290	A	LMU (CA)	70 61								
74	A	BYU	39 60	133	H	Pacific	66 68								
13	H	Gonzaga	70 60	74	H	BYU	55 65								

Non-Div I Games:

Saint Mary's (CA)

■ Loss, 
 ■ Non-Conf, 
 ■ S Site, 
 ■ Home 
 ■ Away 
 N Neutral

## Saint Peter's

Through Games Of Feb. 27, 2020

Average RPI Win:	272	WON-LOST	WINNING	LAST 10	STRENGTH OF	OPP. STRENGTH	TEAM	ADJ.	CONF.	ADJ CONF.
Average RPI Loss:	230	RECORD	PCT. RANK	GAMES	SCHEDULE	OF SCHEDULE	RPI	RPI	RPI	RPI
DIV. I ONLY	8- 19	286	3-7	341	322	323	323	24	24	
DIV. I NON-CONF.	3- 6	235	0	341	347	324	324	25	25	
TOTALS	RPI 1-25	RPI 26-50	W-L RECORDS	RPI 51-100	RPI 101-150	RPI 150+				
8- 19	0- 0	0- 0	OVERALL	1- 2	0- 1	7- 16				
5- 7	0- 0	0- 0	HOME	1- 1	0- 1	4- 5				
3- 12	0- 0	0- 0	AWAY	0- 1	0- 0	3- 11				
0- 0	0- 0	0- 0	NEUTRAL	0- 0	0- 0	0- 0				
3- 6	0- 0	0- 0	NON-CONFERENCE	0- 0	0- 1	3- 5				
1- 2	0- 0	0- 0	HOME	0- 0	0- 1	1- 1				
2- 4	0- 0	0- 0	AWAY	0- 0	0- 0	2- 4				
0- 0	0- 0	0- 0	NEUTRAL	0- 0	0- 0	0- 0				
5- 13	0- 0	0- 0	CONFERENCE	1- 2	0- 0	4- 11				
4- 5	0- 0	0- 0	HOME	1- 1	0- 0	3- 4				
1- 8	0- 0	0- 0	AWAY	0- 1	0- 0	1- 7				
0- 0	0- 0	0- 0	NEUTRAL	0- 0	0- 0	0- 0				

RPI S	Opponent	Score	RPI S	Opponent	Score	RPI S	Opponent	Score	RPI S	Opponent	Score	Team's RPI: 323
						58	A Marist	76 96	134	H Lehigh	71 80	
						58	H Marist	60 82	187	A Quinnipiac	69 70	
						83	H Rider	67 56	187	H Quinnipiac	64 91	
									206	A Manhattan	64 68	
									206	H Manhattan	52 85	
									228	A Iona	59 69	
									231	A Fairfield	48 67	
									231	H Fairfield	66 63	
									241	H Morgan St.	78 77	
									249	A Howard	80 92	
									263	A Delaware St.	66 89	
									281	A Wagner	89 90	
									283	A Niagara	89 97	
									283	H Niagara	64 68	
									284	A Siena	64 71	
									284	H Siena	87 83	
									296	A Monmouth	57 59	
									296	H Monmouth	67 81	
									317	H Fairleigh Dickinson	71 77	
									326	A NJIT	73 76	
									330	A LIU Brooklyn	89 74	
									331	A Coppin St.	82 57	
									339	A Canisius	86 68	
									339	H Canisius	67 58	
LAST 10 Division I												
			187	A Quinnipiac	69 70		283	H Niagara	64 68			
			284	A Siena	64 71		296	A Monmouth	57 59			
			58	H Marist	60 82		83	H Rider	67 56			
			231	H Fairfield	66 63		206	A Manhattan	64 68			
			339	H Canisius	67 58		187	H Quinnipiac	64 91			

Non-Div I Games:

Saint Peter's

■ Loss, 
 ■ Non-Conf, 
 ■ S Site, 
 ■ H Home 
 ■ A Away 
 N Neutral

Average RPI Win:	257	WON-LOST	WINNING	LAST 10	STRENGTH OF	OPP. STRENGTH	TEAM	ADJ.	CONF.	ADJ CONF.
Average RPI Loss:	157	RECORD	PCT. RANK	GAMES	SCHEDULE	OF SCHEDULE	RPI	RPI	RPI	RPI
DIV. I ONLY	16- 8	72	6-4	319	240	151	151	23	23	
DIV. I NON-CONF.	2- 4	235	0	318	112	264	264	24	24	
TOTALS	RPI 1-25	RPI 26-50	W-L RECORDS	RPI 51-100	RPI 101-150	RPI 150+				
16- 8	0- 0	0- 0	OVERALL	1- 2	0- 3	15- 3				
8- 2	0- 0	0- 0	HOME	1- 0	0- 1	7- 1				
8- 6	0- 0	0- 0	AWAY	0- 2	0- 2	8- 2				
0- 0	0- 0	0- 0	NEUTRAL	0- 0	0- 0	0- 0				
2- 4	0- 0	0- 0	NON-CONFERENCE	0- 1	0- 1	2- 2				
1- 0	0- 0	0- 0	HOME	0- 0	0- 0	1- 0				
1- 4	0- 0	0- 0	AWAY	0- 1	0- 1	1- 2				
0- 0	0- 0	0- 0	NEUTRAL	0- 0	0- 0	0- 0				
14- 4	0- 0	0- 0	CONFERENCE	1- 1	0- 2	13- 1				
7- 2	0- 0	0- 0	HOME	1- 0	0- 1	6- 1				
7- 2	0- 0	0- 0	AWAY	0- 1	0- 1	7- 0				
0- 0	0- 0	0- 0	NEUTRAL	0- 0	0- 0	0- 0				

RPI 1-25				RPI 26-50				RPI 51-100				RPI 101+ Team's RPI: 151			
RPI	S	Opponent	Score	RPI	S	Opponent	Score	RPI	S	Opponent	Score	RPI	S	Opponent	Score
								66	A	Oklahoma	71 95	103	A	Abilene Christian	91 94
								87	A	A&M-Corpus Christi	54 57	103	H	Abilene Christian	73 81
								99	H	SFA	63 55	138	A	Texas Tech	57 99
												158	A	New Orleans	78 46
												197	H	Louisiana	77 73
												211	A	Oral Roberts	41 64
												237	A	Southeastern La.	84 69
												237	H	Southeastern La.	81 75
												242	A	Central Ark.	72 54
												242	H	Central Ark.	73 58
												258	H	Incarnate Word	74 77
												268	A	Nicholls St.	80 77
												268	H	Nicholls St.	87 71
												269	A	Lamar University	75 68
												269	H	Lamar University	68 47
												287	A	Ole Miss	69 75
												310	A	UTSA	81 77
												318	A	Houston Baptist	97 69
												318	H	Houston Baptist	75 60
												334	A	Northwestern St.	79 69
												343	H	McNeese	92 59
LAST 10 Division I															
				103	A	Abilene Christian	91 94					268	A	Nicholls St.	80 77
				318	H	Houston Baptist	75 60					258	H	Incarnate Word	74 77
				269	A	Lamar University	75 68					99	H	SFA	63 55
				242	H	Central Ark.	73 58					87	A	A&M-Corpus Christi	54 57
				237	H	Southeastern La.	81 75					103	H	Abilene Christian	73 81

Non-Div I Games: Jarvis Christian 114 46 Howard Payne 91 49 Wiley 102 52

Sam Houston St.

Loss, Non-Conf, S Site, H Home A Away N Neutral

Average RPI Win: <b>258</b>	WON-LOST	WINNING	LAST 10	STRENGTH OF	OPP. STRENGTH	TEAM	ADJ.	CONF.	ADJ CONF.
Average RPI Loss: <b>131</b>	RECORD	PCT. RANK	GAMES	SCHEDULE	OF SCHEDULE	RPI	RPI	RPI	RPI
DIV. I ONLY	<b>13- 14</b>	<b>183</b>	<b>7-3</b>	<b>164</b>	<b>256</b>	<b>160</b>	<b>160</b>	<b>27</b>	<b>27</b>
DIV. I NON-CONF.	<b>4- 10</b>	<b>259</b>	<b>0</b>	<b>60</b>	<b>209</b>	<b>156</b>	<b>156</b>	<b>22</b>	<b>22</b>
TOTALS	RPI 1-25	RPI 26-50	W-L RECORDS	RPI 51-100	RPI 101-150	RPI 150+			
13- 14	0- 1	0- 3	OVERALL	0- 2	2- 2	11- 6			
4- 5	0- 0	0- 2	HOME	0- 0	1- 0	3- 3			
8- 9	0- 1	0- 1	AWAY	0- 2	1- 2	7- 3			
1- 0	0- 0	0- 0	NEUTRAL	0- 0	0- 0	1- 0			
4- 10	0- 1	0- 3	NON-CONFERENCE	0- 2	0- 2	4- 2			
0- 3	0- 0	0- 2	HOME	0- 0	0- 0	0- 1			
3- 7	0- 1	0- 1	AWAY	0- 2	0- 2	3- 1			
1- 0	0- 0	0- 0	NEUTRAL	0- 0	0- 0	1- 0			
9- 4	0- 0	0- 0	CONFERENCE	0- 0	2- 0	7- 4			
4- 2	0- 0	0- 0	HOME	0- 0	1- 0	3- 2			
5- 2	0- 0	0- 0	AWAY	0- 0	1- 0	4- 2			
0- 0	0- 0	0- 0	NEUTRAL	0- 0	0- 0	0- 0			

RPI 1-25				RPI 26-50				RPI 51-100				RPI 101+ Team's RPI: 160			
RPI	S	Opponent	Score	RPI	S	Opponent	Score	RPI	S	Opponent	Score	RPI	S	Opponent	Score
21	A	Kentucky	49 <b>79</b>	28	A	Florida St.	59 <b>88</b>	55	A	UT Martin	75 <b>80</b>	119	A	UAB	69 <b>76</b>
				31	H	Western Ky.	84 <b>88</b>	88	A	Fordham	37 <b>68</b>	127	A	Florida	48 <b>84</b>
				47	H	Troy	65 <b>74</b>					141	A	UNC Greensboro	56 42
												141	H	UNC Greensboro	69 57
												155	A	North Ala.	79 63
												196	A	Chattanooga	58 <b>64</b>
												196	H	Chattanooga	60 46
												205	H	Tennessee Tech	57 <b>72</b>
												214	A	Furman	69 <b>77</b>
												214	H	Furman	59 <b>72</b>
												215	A	Kennesaw St.	55 <b>60</b>
												226	A	Murray St.	84 56
												269	A	Wofford	74 58
												269	H	Wofford	63 <b>69</b>
												289	A	ETSU	76 60
												289	H	ETSU	68 34
												319	N	Hofstra	65 45
												327	A	Alabama St.	83 48
												329	A	Mercer	60 54
												329	H	Mercer	72 64
												340	A	Western Caro.	62 50
LAST 10 Division I															
				141	H	UNC Greensboro	69 57					214	H	Furman	59 <b>72</b>
				196	A	Chattanooga	58 <b>64</b>					141	A	UNC Greensboro	56 42
				289	A	ETSU	76 60					340	A	Western Caro.	62 50
				329	A	Mercer	60 54					289	H	ETSU	68 34
				269	H	Wofford	63 <b>69</b>					196	H	Chattanooga	60 46

Non-Div I Games: Montevallo 81 60

Samford

■ Loss, 
 ■ Non-Conf, 
 ■ S Site, 
 ■ Home 
 ■ Away 
 N Neutral

Average RPI Win:	203	WON-LOST	WINNING	LAST 10	STRENGTH OF	OPP. STRENGTH	TEAM	ADJ.	CONF.	ADJ CONF.
Average RPI Loss:	124	RECORD	PCT. RANK	GAMES	SCHEDULE	OF SCHEDULE	RPI	RPI	RPI	RPI
DIV. I ONLY	17- 10	88	8-2	147	141	115	115	11	11	
DIV. I NON-CONF.	5- 5	164	0	207	306	221	221	11	11	
TOTALS	RPI 1-25	RPI 26-50	W-L RECORDS	RPI 51-100	RPI 101-150	RPI 150+				
17- 10	0- 2	0- 0	OVERALL	1- 1	4- 3	12- 4				
10- 5	0- 1	0- 0	HOME	1- 0	2- 3	7- 1				
7- 5	0- 1	0- 0	AWAY	0- 1	2- 0	5- 3				
0- 0	0- 0	0- 0	NEUTRAL	0- 0	0- 0	0- 0				
5- 5	0- 0	0- 0	NON-CONFERENCE	0- 0	0- 3	5- 2				
3- 4	0- 0	0- 0	HOME	0- 0	0- 3	3- 1				
2- 1	0- 0	0- 0	AWAY	0- 0	0- 0	2- 1				
0- 0	0- 0	0- 0	NEUTRAL	0- 0	0- 0	0- 0				
12- 5	0- 2	0- 0	CONFERENCE	1- 1	4- 0	7- 2				
7- 1	0- 1	0- 0	HOME	1- 0	2- 0	4- 0				
5- 4	0- 1	0- 0	AWAY	0- 1	2- 0	3- 2				
0- 0	0- 0	0- 0	NEUTRAL	0- 0	0- 0	0- 0				

RPI 1-25				RPI 26-50				RPI 51-100				RPI 101+ Team's RPI: 115			
RPI	S	Opponent	Score	RPI	S	Opponent	Score	RPI	S	Opponent	Score	RPI	S	Opponent	Score
13	A	Gonzaga	46 57					74	A	BYU	36 52	120	H	Idaho	32 65
13	H	Gonzaga	42 57					74	H	BYU	51 45	126	H	Washington	47 65
												133	A	Pacific	66 64
												133	H	Pacific	66 61
												136	A	Portland	62 58
												136	H	Portland	74 55
												138	H	Texas Tech	60 64
												153	A	San Jose St.	82 88
												177	H	Towson	81 67
												185	A	Saint Mary's (CA)	72 54
												185	H	Saint Mary's (CA)	73 59
												190	A	Santa Clara	66 78
												190	H	Santa Clara	50 47
												194	A	Pepperdine	57 73
												217	A	San Francisco	61 58
												217	H	San Francisco	54 50
												220	H	Cal St. Fullerton	67 72
												232	A	San Diego St.	70 47
												277	A	Air Force	70 59
												278	H	CSUN	59 40
												290	A	LMU (CA)	67 59
												290	H	LMU (CA)	54 50
												296	H	Monmouth	57 49
LAST 10 Division I															
290	H	LMU (CA)	54 50	74	H	BYU	51 45								
190	A	Santa Clara	66 78	136	A	Portland	62 58								
217	A	San Francisco	61 58	13	A	Gonzaga	46 57								
185	H	Saint Mary's (CA)	73 59	217	H	San Francisco	54 50								
133	H	Pacific	66 61	190	H	Santa Clara	50 47								

Non-Div I Games: Biola 81 28

San Diego

■ Loss, 
 ■ Non-Conf, 
 ■ S Site, 
 ■ Home 
 ■ Away 
 N Neutral

Average RPI Win:	242	WON-LOST	WINNING	LAST 10	STRENGTH OF	OPP. STRENGTH	TEAM	ADJ.	CONF.	ADJ CONF.
Average RPI Loss:	182	RECORD	PCT. RANK	GAMES	SCHEDULE	OF SCHEDULE	RPI	RPI	RPI	RPI
DIV. I ONLY	13- 16	207	6-4	201	257	232	232	17	17	
DIV. I NON-CONF.	4- 7	225	0	239	329	279	279	19	19	
TOTALS	RPI 1-25	RPI 26-50	W-L RECORDS	RPI 51-100	RPI 101-150	RPI 150+				
13- 16	0- 0	0- 0	OVERALL	0- 2	0- 4	13- 10				
8- 8	0- 0	0- 0	HOME	0- 1	0- 3	8- 4				
5- 8	0- 0	0- 0	AWAY	0- 1	0- 1	5- 6				
0- 0	0- 0	0- 0	NEUTRAL	0- 0	0- 0	0- 0				
4- 7	0- 0	0- 0	NON-CONFERENCE	0- 0	0- 2	4- 5				
2- 5	0- 0	0- 0	HOME	0- 0	0- 2	2- 3				
2- 2	0- 0	0- 0	AWAY	0- 0	0- 0	2- 2				
0- 0	0- 0	0- 0	NEUTRAL	0- 0	0- 0	0- 0				
9- 9	0- 0	0- 0	CONFERENCE	0- 2	0- 2	9- 5				
6- 3	0- 0	0- 0	HOME	0- 1	0- 1	6- 1				
3- 6	0- 0	0- 0	AWAY	0- 1	0- 1	3- 4				
0- 0	0- 0	0- 0	NEUTRAL	0- 0	0- 0	0- 0				

RPI S	Opponent	Score	RPI S	Opponent	Score	RPI S	Opponent	Score	RPI S	Opponent	Score	Team's RPI: 232
						75	A Fresno St.	54 79	101	A Boise St.	72 86	
						75	H Fresno St.	60 65	101	H Boise St.	67 69	
									115	H San Diego	47 70	
									135	H California	48 74	
									153	A San Jose St.	67 84	
									164	A Wyoming	67 81	
									164	H Wyoming	67 60	
									177	H Towson	80 72	
									208	A Hawaii	58 61	
									216	A UNLV	67 72	
									216	H UNLV	48 39	
									219	A New Mexico	67 58	
									219	H New Mexico	75 74	
									220	H Cal St. Fullerton	55 45	
									246	A Nevada	69 70	
									246	H Nevada	81 68	
									248	H Alabama A&M	53 61	
									257	H Arkansas St.	62 71	
									258	A Incarnate Word	57 48	
									266	A UC Santa Barbara	52 64	
									277	H Air Force	49 51	
									278	H CSUN	69 74	
									282	A Colorado St.	64 61	
									282	H Colorado St.	59 49	
									285	A Utah St.	59 51	
									285	H Utah St.	66 62	
LAST 10 Division I												
			246	H Nevada	81 68				277	H Air Force	49 51	
			282	A Colorado St.	64 61				285	A Utah St.	59 51	
			216	A UNLV	67 72				219	H New Mexico	75 74	
			101	H Boise St.	67 69				216	H UNLV	48 39	
			219	A New Mexico	67 58				164	A Wyoming	67 81	

Non-Div I Games: Westcliff 77 56

San Diego St.

■ Loss, 
 ■ Non-Conf, 
 ■ S Site, 
 ■ Home 
 ■ A Away 
 N Neutral



San Diego St.

## San Francisco

Through Games Of Feb. 27, 2020

Average RPI Win:	222	WON-LOST	WINNING	LAST 10	STRENGTH OF	OPP. STRENGTH	TEAM	ADJ.	CONF.	ADJ CONF.
Average RPI Loss:	123	RECORD	PCT. RANK	GAMES	SCHEDULE	OF SCHEDULE	RPI	RPI	RPI	RPI
DIV. I ONLY	11- 18	249	4-6	124	125	217	217	11	11	
DIV. I NON-CONF.	7- 5	131	0	151	198	137	137	11	11	
TOTALS	RPI 1-25	RPI 26-50	W-L RECORDS	RPI 51-100	RPI 101-150	RPI 150+				
11- 18	0- 4	0- 0	OVERALL	1- 1	1- 7	9- 6				
5- 9	0- 2	0- 0	HOME	1- 0	0- 4	4- 3				
3- 8	0- 1	0- 0	AWAY	0- 1	1- 3	2- 3				
3- 1	0- 1	0- 0	NEUTRAL	0- 0	0- 0	3- 0				
7- 5	0- 2	0- 0	NON-CONFERENCE	0- 0	0- 2	7- 1				
3- 2	0- 1	0- 0	HOME	0- 0	0- 1	3- 0				
1- 2	0- 0	0- 0	AWAY	0- 0	0- 1	1- 1				
3- 1	0- 1	0- 0	NEUTRAL	0- 0	0- 0	3- 0				
4- 13	0- 2	0- 0	CONFERENCE	1- 1	1- 5	2- 5				
2- 7	0- 1	0- 0	HOME	1- 0	0- 3	1- 3				
2- 6	0- 1	0- 0	AWAY	0- 1	1- 2	1- 2				
0- 0	0- 0	0- 0	NEUTRAL	0- 0	0- 0	0- 0				

RPI 1-25				RPI 26-50				RPI 51-100				RPI 101+ Team's RPI: 217			
RPI	S	Opponent	Score	RPI	S	Opponent	Score	RPI	S	Opponent	Score	RPI	S	Opponent	Score
8	H	Stanford	71 97					74	A	BYU	44 57	115	A	San Diego	50 54
12	N	Mississippi St.	38 73					74	H	BYU	60 58	115	H	San Diego	58 61
13	A	Gonzaga	38 56									120	H	Idaho	60 66
13	H	Gonzaga	46 69									126	A	Washington	54 73
												133	A	Pacific	67 61
												133	H	Pacific	61 84
												136	A	Portland	49 69
												136	H	Portland	66 73
												163	A	UC Davis	67 79
												185	H	Saint Mary's (CA)	79 86
												190	A	Santa Clara	72 66
												190	H	Santa Clara	72 80
												194	A	Pepperdine	70 82
												194	H	Pepperdine	64 70
												198	N	Houston	80 57
												220	H	Cal St. Fullerton	71 63
												224	A	Northern Colo.	90 83
												251	N	Bowling Green	64 56
												278	H	CSUN	79 61
												280	N	UC Irvine	68 61
												290	A	LMU (CA)	69 76
												290	H	LMU (CA)	70 68
												304	H	Sacramento St.	87 82
LAST 10 Division I															
133	A	Pacific	67 61	290	H	LMU (CA)	70 68								
74	H	BYU	60 58	194	H	Pepperdine	64 70								
115	H	San Diego	58 61	190	A	Santa Clara	72 66								
136	A	Portland	49 69	115	A	San Diego	50 54								
13	A	Gonzaga	38 56	74	A	BYU	44 57								

Non-Div I Games:

San Francisco

■ Loss, 
■ Non-Conf, 
■ S Site, 
■ H Home 
■ A Away 
N Neutral

Average RPI Win:	235	WON-LOST	WINNING	LAST 10	STRENGTH OF	OPP. STRENGTH	TEAM	ADJ.	CONF.	ADJ CONF.
Average RPI Loss:	172	RECORD	PCT. RANK	GAMES	SCHEDULE	OF SCHEDULE	RPI	RPI	RPI	RPI
DIV. I ONLY	17- 11	101	5-5	236	207	153	153	17	17	
DIV. I NON-CONF.	5- 5	164	0	279	237	224	224	19	19	
TOTALS	RPI 1-25	RPI 26-50	W-L RECORDS	RPI 51-100	RPI 101-150	RPI 150+				
17- 11	0- 0	0- 0	OVERALL	0- 3	3- 1	14- 7				
10- 3	0- 0	0- 0	HOME	0- 1	3- 0	7- 2				
7- 6	0- 0	0- 0	AWAY	0- 1	0- 1	7- 4				
0- 2	0- 0	0- 0	NEUTRAL	0- 1	0- 0	0- 1				
5- 5	0- 0	0- 0	NON-CONFERENCE	0- 1	2- 0	3- 4				
4- 0	0- 0	0- 0	HOME	0- 0	2- 0	2- 0				
1- 3	0- 0	0- 0	AWAY	0- 0	0- 0	1- 3				
0- 2	0- 0	0- 0	NEUTRAL	0- 1	0- 0	0- 1				
12- 6	0- 0	0- 0	CONFERENCE	0- 2	1- 1	11- 3				
6- 3	0- 0	0- 0	HOME	0- 1	1- 0	5- 2				
6- 3	0- 0	0- 0	AWAY	0- 1	0- 1	6- 1				
0- 0	0- 0	0- 0	NEUTRAL	0- 0	0- 0	0- 0				

RPI 1-25				RPI 26-50				RPI 51-100				RPI 101+				Team's RPI: 153		
RPI	S	Opponent	Score	RPI	S	Opponent	Score	RPI	S	Opponent	Score	RPI	S	Opponent	Score			
								74	N	BYU	56	75		101	A	Boise St.	67	85
								75	A	Fresno St.	76	78		101	H	Boise St.	74	61
								75	H	Fresno St.	76	85		115	H	San Diego	88	82
														142	H	Buffalo	95	88
														164	A	Wyoming	45	80
														169	N	Northern Ariz.	64	67
														190	A	Santa Clara	81	89
														216	A	UNLV	76	63
														216	H	UNLV	62	60
														219	A	New Mexico	81	80
														219	H	New Mexico	89	85
														232	H	San Diego St.	84	67
														244	A	CSU Bakersfield	71	75
														246	A	Nevada	72	70
														246	H	Nevada	76	80
														266	A	UC Santa Barbara	73	70
														277	A	Air Force	68	60
														277	H	Air Force	66	67
														280	A	UC Irvine	77	79
														282	A	Colorado St.	58	53
														282	H	Colorado St.	69	64
														285	A	Utah St.	76	61
														285	H	Utah St.	76	38
														302	H	Eastern Wash.	84	66
														304	H	Sacramento St.	73	67
LAST 10 Division I																		
				216	A	UNLV	76	63					75	A	Fresno St.	76	78	
				285	H	Utah St.	76	38					246	H	Nevada	76	80	
				282	H	Colorado St.	69	64					164	A	Wyoming	45	80	
				101	A	Boise St.	67	85					101	H	Boise St.	74	61	
				277	H	Air Force	66	67					277	A	Air Force	68	60	

## LAST 10 Division I

San Jose St.

Santa Clara

Through Games Of Feb. 27, 2020

Average RPI Win:	176	WON-LOST	WINNING	LAST 10	STRENGTH OF	OPP. STRENGTH	TEAM	ADJ.	CONF.	ADJ CONF.
Average RPI Loss:	134	RECORD	PCT. RANK	GAMES	SCHEDULE	OF SCHEDULE	RPI	RPI	RPI	RPI
DIV. I ONLY	10- 17	255	3-7	90	122	190	190	11	11	
DIV. I NON-CONF.	5- 5	164	0	64	179	99	99	11	11	
TOTALS	RPI 1-25	RPI 26-50	W-L RECORDS	RPI 51-100	RPI 101-150	RPI 150+				
10- 17	0- 4	0- 0	OVERALL	1- 2	2- 4	7- 7				
5- 7	0- 1	0- 0	HOME	1- 1	2- 1	2- 4				
4- 9	0- 3	0- 0	AWAY	0- 1	0- 3	4- 2				
1- 1	0- 0	0- 0	NEUTRAL	0- 0	0- 0	1- 1				
5- 5	0- 2	0- 0	NON-CONFERENCE	1- 0	0- 1	4- 2				
2- 1	0- 0	0- 0	HOME	1- 0	0- 0	1- 1				
2- 3	0- 2	0- 0	AWAY	0- 0	0- 1	2- 0				
1- 1	0- 0	0- 0	NEUTRAL	0- 0	0- 0	1- 1				
5- 12	0- 2	0- 0	CONFERENCE	0- 2	2- 3	3- 5				
3- 6	0- 1	0- 0	HOME	0- 1	2- 1	1- 3				
2- 6	0- 1	0- 0	AWAY	0- 1	0- 2	2- 2				
0- 0	0- 0	0- 0	NEUTRAL	0- 0	0- 0	0- 0				

RPI	S	Opponent	Score	RPI	S	Opponent	Score	RPI	S	Opponent	Score	RPI	S	Opponent	Score
13	A	Gonzaga	46 53					74	A	BYU	48 71	115	A	San Diego	47 50
13	H	Gonzaga	52 67					74	H	BYU	51 60	115	H	San Diego	78 66
14	A	Missouri St.	64 71					75	H	Fresno St.	90 66	133	H	Pacific	75 65
22	A	Arizona	52 65									135	A	California	65 69
												136	A	Portland	62 84
												136	H	Portland	77 80
												153	H	San Jose St.	89 81
												154	N	Montana	68 58
												163	A	UC Davis	62 61
												179	N	Delaware	80 81
												185	A	Saint Mary's (CA)	94 87
												185	H	Saint Mary's (CA)	87 95
												194	A	Pepperdine	71 79
												194	H	Pepperdine	61 79
												217	A	San Francisco	80 72
												217	H	San Francisco	66 72
												278	A	CSUN	76 55
												290	A	LMU (CA)	59 75
												290	H	LMU (CA)	76 60
												291	H	Long Beach St.	46 54
LAST 10 Division I															
185	A	Saint Mary's (CA)	94 87	194	H	Pepperdine	61 79								
115	H	San Diego	78 66	290	H	LMU (CA)	76 60								
74	H	BYU	51 60	217	H	San Francisco	66 72								
13	A	Gonzaga	46 53	74	A	BYU	48 71								
136	A	Portland	62 84	115	A	San Diego	47 50								

Non-Div I Games: UC Santa Cruz 109 51

Santa Clara

Loss, Non-Conf, S Site, H Home A Away N Neutral

Average RPI Win:	302	WON-LOST	WINNING	LAST 10	STRENGTH OF	OPP. STRENGTH	TEAM	ADJ.	CONF.	ADJ CONF.
Average RPI Loss:	216	RECORD	PCT. RANK	GAMES	SCHEDULE	OF SCHEDULE	RPI	RPI	RPI	RPI
DIV. I ONLY	9- 14	243	5-5	304	342	301	301	31	31	
DIV. I NON-CONF.	3- 7	252	0	234	316	283	283	32	32	
TOTALS	RPI 1-25	RPI 26-50	W-L RECORDS	RPI 51-100	RPI 101-150	RPI 150+				
9- 14	0- 0	0- 0	OVERALL	0- 1	0- 2	9- 11				
7- 4	0- 0	0- 0	HOME	0- 1	0- 1	7- 2				
2- 10	0- 0	0- 0	AWAY	0- 0	0- 1	2- 9				
0- 0	0- 0	0- 0	NEUTRAL	0- 0	0- 0	0- 0				
3- 7	0- 0	0- 0	NON-CONFERENCE	0- 1	0- 2	3- 4				
2- 2	0- 0	0- 0	HOME	0- 1	0- 1	2- 0				
1- 5	0- 0	0- 0	AWAY	0- 0	0- 1	1- 4				
0- 0	0- 0	0- 0	NEUTRAL	0- 0	0- 0	0- 0				
6- 7	0- 0	0- 0	CONFERENCE	0- 0	0- 0	6- 7				
5- 2	0- 0	0- 0	HOME	0- 0	0- 0	5- 2				
1- 5	0- 0	0- 0	AWAY	0- 0	0- 0	1- 5				
0- 0	0- 0	0- 0	NEUTRAL	0- 0	0- 0	0- 0				

RPI 1-25				RPI 26-50				RPI 51-100				RPI 101+				Team's RPI: 301	
RPI	S	Opponent	Score	RPI	S	Opponent	Score	RPI	S	Opponent	Score	RPI	S	Opponent	Score		
								86	H	Montana St.	65	73	120	H	Idaho	84	90
													126	A	Washington	46	78
													162	A	Idaho St.	48	73
													169	A	Northern Ariz.	80	88
													210	H	UMKC	65	76
													220	A	Cal St. Fullerton	63	81
													238	A	Grand Canyon	60	63
													238	H	Grand Canyon	48	56
													244	A	CSU Bakersfield	43	55
													244	H	CSU Bakersfield	63	57
													285	A	Utah St.	63	70
													291	H	Long Beach St.	66	54
													298	A	Utah Valley	58	70
													298	H	Utah Valley	82	80
													299	A	California Baptist	83	49
													304	H	Sacramento St.	88	84
													306	A	UTRGV	81	85
													306	H	UTRGV	78	70
													311	A	Cal Poly	72	49
													316	A	New Mexico St.	65	83
													316	H	New Mexico St.	67	57
													348	H	Chicago St.	80	51
LAST 10 Division I																	
				244	A	CSU Bakersfield	43	55	299	A	California Baptist	83	49				
				238	A	Grand Canyon	60	63	244	H	CSU Bakersfield	63	57				
				306	H	UTRGV	78	70	238	H	Grand Canyon	48	56				
				316	H	New Mexico St.	67	57	316	A	New Mexico St.	65	83				
				298	H	Utah Valley	82	80	306	A	UTRGV	81	85				

Non-Div I Games: Warner Pacific 89 47 Saint Martin's 91 81 Central Wash. 75 65

Seattle U

Loss, Non-Conf, S Site, H Home A Away N Neutral

Average RPI Win:	170	WON-LOST	WINNING	LAST 10	STRENGTH OF	OPP. STRENGTH	TEAM	ADJ.	CONF.	ADJ CONF.
Average RPI Loss:	49	RECORD	PCT. RANK	GAMES	SCHEDULE	OF SCHEDULE	RPI	RPI	RPI	RPI
DIV. I ONLY	16- 11	119	6-4	56	74	78	78	6	6	
DIV. I NON-CONF.	7- 4	100	0	66	95	91	91	6	6	
TOTALS	RPI 1-25	RPI 26-50	W-L RECORDS	RPI 51-100	RPI 101-150	RPI 150+				
16- 11	0- 4	2- 2	OVERALL	2- 4	2- 1	10- 0				
8- 5	0- 3	2- 0	HOME	0- 2	1- 0	5- 0				
6- 5	0- 1	0- 2	AWAY	2- 1	0- 1	4- 0				
2- 1	0- 0	0- 0	NEUTRAL	0- 1	1- 0	1- 0				
7- 4	0- 2	0- 0	NON-CONFERENCE	0- 1	2- 1	5- 0				
4- 2	0- 2	0- 0	HOME	0- 0	1- 0	3- 0				
1- 1	0- 0	0- 0	AWAY	0- 0	0- 1	1- 0				
2- 1	0- 0	0- 0	NEUTRAL	0- 1	1- 0	1- 0				
9- 7	0- 2	2- 2	CONFERENCE	2- 3	0- 0	5- 0				
4- 3	0- 1	2- 0	HOME	0- 2	0- 0	2- 0				
5- 4	0- 1	0- 2	AWAY	2- 1	0- 0	3- 0				
0- 0	0- 0	0- 0	NEUTRAL	0- 0	0- 0	0- 0				

RPI 1-25				RPI 26-50				RPI 51-100 Team's RPI: 78				RPI 101+			
RPI	S	Opponent	Score	RPI	S	Opponent	Score	RPI	S	Opponent	Score	RPI	S	Opponent	Score
5	H	UConn	78 92	37	A	Marquette	60 81	62	A	St. John's (NY)	76 77	105	H	VCU	53 33
9	H	Princeton	76 78	37	H	Marquette	72 60	62	H	St. John's (NY)	66 82	118	N	Vanderbilt	69 65
20	A	DePaul	68 85	43	A	Creighton	66 78	70	N	Georgia Tech	54 79	134	A	Lehigh	68 75
20	H	DePaul	76 86	43	H	Creighton	82 70	76	A	Villanova	65 63	168	H	Lafayette	74 50
								76	H	Villanova	55 61	171	A	Providence	71 45
								91	A	Butler	67 62	171	H	Providence	97 55
												228	A	Iona	89 37
												231	H	Fairfield	74 44
												235	N	Saint Joseph's	55 39
												240	A	Georgetown	61 47
												240	H	Georgetown	79 60
												256	A	Xavier	83 61
												312	H	Sacred Heart	95 69
LAST 10 Division I															
62	A	St. John's (NY)	76 77	76	A	Villanova	65 63								
43	A	Creighton	66 78	240	A	Georgetown	61 47								
171	A	Providence	71 45	62	H	St. John's (NY)	66 82								
20	H	DePaul	76 86	171	H	Providence	97 55								
37	H	Marquette	72 60	43	H	Creighton	82 70								

Non-Div I Games:

Seton Hall

■ Loss, 
 ■ Non-Conf, 
 ■ S Site, 
 ■ H Home 
 ■ A Away 
 N Neutral

Average RPI Win: <b>290</b>	WON-LOST	WINNING	LAST 10	STRENGTH OF	OPP. STRENGTH	TEAM	ADJ.	CONF.	ADJ CONF.
Average RPI Loss: <b>178</b>	RECORD	PCT. RANK	GAMES	SCHEDULE	OF SCHEDULE	RPI	RPI	RPI	RPI
DIV. I ONLY	9- 17	270	6-4	234	324	284	284	24	24
DIV. I NON-CONF.	2- 7	288	0	130	339	286	286	25	25
TOTALS	RPI 1-25	RPI 26-50	W-L RECORDS	RPI 51-100	RPI 101-150	RPI 150+			
9- 17	0- 0	0- 1	OVERALL	0- 5	0- 1	9- 10			
6- 6	0- 0	0- 0	HOME	0- 2	0- 0	6- 4			
3- 11	0- 0	0- 1	AWAY	0- 3	0- 1	3- 6			
0- 0	0- 0	0- 0	NEUTRAL	0- 0	0- 0	0- 0			
2- 7	0- 0	0- 1	NON-CONFERENCE	0- 2	0- 1	2- 3			
2- 1	0- 0	0- 0	HOME	0- 0	0- 0	2- 1			
0- 6	0- 0	0- 1	AWAY	0- 2	0- 1	0- 2			
0- 0	0- 0	0- 0	NEUTRAL	0- 0	0- 0	0- 0			
7- 10	0- 0	0- 0	CONFERENCE	0- 3	0- 0	7- 7			
4- 5	0- 0	0- 0	HOME	0- 2	0- 0	4- 3			
3- 5	0- 0	0- 0	AWAY	0- 1	0- 0	3- 4			
0- 0	0- 0	0- 0	NEUTRAL	0- 0	0- 0	0- 0			

RPI S	Opponent	Score	RPI S	Opponent	Score	RPI S	Opponent	Score	RPI S	Opponent	Score	Team's RPI: 284
48	A Penn	44	92	58	H Marist	55	78	139	A Massachusetts	55	61	
				83	A Rider	66	70	167	H Binghamton	62	89	
				83	H Rider	38	69	187	A Quinnipiac	68	60	
				95	A Colgate	51	88	187	H Quinnipiac	52	66	
				97	A Harvard	51	68	192	A Fla. Atlantic	39	83	
								206	A Manhattan	59	49	
								206	H Manhattan	50	80	
								228	A Iona	47	58	
								231	H Fairfield	35	65	
								283	A Niagara	61	68	
								283	H Niagara	59	54	
								296	A Monmouth	43	49	
								296	H Monmouth	51	39	
								312	H Sacred Heart	68	57	
								317	A Fairleigh Dickinson	58	67	
								321	H Albany (NY)	52	46	
								323	A Saint Peter's	83	87	
								323	H Saint Peter's	71	64	
								339	A Canisius	68	63	
								339	H Canisius	72	43	
LAST 10 Division I												
296	A Monmouth	43	49	187	A Quinnipiac	68	60					
323	H Saint Peter's	71	64	206	A Manhattan	59	49					
228	A Iona	47	58	339	H Canisius	72	43					
58	H Marist	55	78	283	H Niagara	59	54					
83	H Rider	38	69	296	H Monmouth	51	39					

Non-Div I Games:

Siena

# South Alabama

Through Games Of Feb. 27, 2020

Average RPI Win:	258	WON-LOST	WINNING	LAST 10	STRENGTH OF	OPP. STRENGTH	TEAM	ADJ.	CONF.	ADJ CONF.
Average RPI Loss:	142	RECORD	PCT. RANK	GAMES	SCHEDULE	OF SCHEDULE	RPI	RPI	RPI	RPI
DIV. I ONLY	11- 14	213	5-5	233	204	243	243	21	21	
DIV. I NON-CONF.	3- 7	252	0	235	69	282	282	20	20	
TOTALS	RPI 1-25	RPI 26-50	W-L RECORDS	RPI 51-100	RPI 101-150	RPI 150+				
11- 14	0- 0	0- 2	OVERALL	1- 3	0- 3	10- 6				
7- 7	0- 0	0- 1	HOME	1- 2	0- 2	6- 2				
4- 7	0- 0	0- 1	AWAY	0- 1	0- 1	4- 4				
0- 0	0- 0	0- 0	NEUTRAL	0- 0	0- 0	0- 0				
3- 7	0- 0	0- 1	NON-CONFERENCE	1- 1	0- 2	2- 3				
2- 4	0- 0	0- 1	HOME	1- 1	0- 1	1- 1				
1- 3	0- 0	0- 0	AWAY	0- 0	0- 1	1- 2				
0- 0	0- 0	0- 0	NEUTRAL	0- 0	0- 0	0- 0				
8- 7	0- 0	0- 1	CONFERENCE	0- 2	0- 1	8- 3				
5- 3	0- 0	0- 0	HOME	0- 1	0- 1	5- 1				
3- 4	0- 0	0- 1	AWAY	0- 1	0- 0	3- 2				
0- 0	0- 0	0- 0	NEUTRAL	0- 0	0- 0	0- 0				

RPI S	Opponent	Score	RPI S	Opponent	Score	RPI S	Opponent	Score	RPI S	Opponent	Score	Team's RPI: 243
45	H Rutgers	56 77	52	H Alabama	62 74	106	H Auburn	62 82				
47	A Troy	68 85	87	H A&M-Corpus Christi	83 82	107	H UT Arlington	45 68				
			93	A Coastal Caro.	73 76	119	A UAB	61 77				
			93	H Coastal Caro.	62 71	159	A Tulane	62 53				
						195	H Little Rock	58 69				
						197	A Louisiana	68 73				
						197	H Louisiana	78 63				
						199	H Miami (OH)	73 76				
						202	A Southern Miss.	55 62				
						239	A Appalachian St.	59 71				
						239	H Appalachian St.	81 66				
						255	H Texas St.	78 76				
						257	H Arkansas St.	87 71				
						289	A ETSU	60 65				
						300	A Ga. Southern	71 65				
						309	A Georgia St.	81 64				
						336	H Tennessee St.	70 48				
						347	A La.-Monroe	73 39				
						347	H La.-Monroe	72 63				
LAST 10 Division I												
195	H Little Rock	58 69	197	H Louisiana	78 63							
257	H Arkansas St.	87 71	47	A Troy	68 85							
93	A Coastal Caro.	73 76	255	H Texas St.	78 76							
239	A Appalachian St.	59 71	107	H UT Arlington	45 68							
347	A La.-Monroe	73 39	300	A Ga. Southern	71 65							

Non-Div I Games: William Carey 68 52 Mobile 103 59

South Alabama

Loss, Non-Conf, S Site, H Home A Away N Neutral



# South Carolina

Through Games Of Feb. 27, 2020

Average RPI Win:	98	WON-LOST	WINNING	LAST 10	STRENGTH OF	OPP. STRENGTH	TEAM	ADJ.	CONF.	ADJ CONF.
Average RPI Loss:	17	RECORD	PCT. RANK	GAMES	SCHEDULE	OF SCHEDULE	RPI	RPI	RPI	RPI
DIV. I ONLY	28- 1	1	10-0	12	4	2	2	4	4	
DIV. I NON-CONF.	13- 1	9	1-0	28	5	3	3	5	5	
TOTALS	RPI 1-25	RPI 26-50		W-L RECORDS		RPI 51-100	RPI 101-150	RPI 150+		
28- 1	6- 1	6- 0		OVERALL		5- 0	5- 0	6- 0		
14- 0	3- 0	5- 0		HOME		1- 0	2- 0	3- 0		
12- 0	2- 0	1- 0		AWAY		4- 0	2- 0	3- 0		
2- 1	1- 1	0- 0		NEUTRAL		0- 0	1- 0	0- 0		
13- 1	3- 1	3- 0		NON-CONFERENCE		2- 0	1- 0	4- 0		
7- 0	1- 0	3- 0		HOME		0- 0	0- 0	3- 0		
4- 0	1- 0	0- 0		AWAY		2- 0	0- 0	1- 0		
2- 1	1- 1	0- 0		NEUTRAL		0- 0	1- 0	0- 0		
15- 0	3- 0	3- 0		CONFERENCE		3- 0	4- 0	2- 0		
7- 0	2- 0	2- 0		HOME		1- 0	2- 0	0- 0		
8- 0	1- 0	1- 0		AWAY		2- 0	2- 0	2- 0		
0- 0	0- 0	0- 0		NEUTRAL		0- 0	0- 0	0- 0		

RPI	S	Opponent	Score	RPI	S	Opponent	Score	RPI	S	Opponent	Score	RPI	S	Opponent	Score
3	A	Maryland	63 54	26	H	Duke	89 46	52	A	Alabama	93 78	106	H	Auburn	79 53
4	N	Baylor	74 59	32	H	South Dakota	73 60	54	A	Dayton	75 49	109	N	Washington St.	68 53
5	H	UConn	70 52	33	H	LSU	63 48	59	H	Tennessee	69 48	118	A	Vanderbilt	93 57
12	H	Mississippi St.	81 79	39	A	Arkansas	86 65	69	A	Georgia	88 53	118	H	Vanderbilt	95 44
17	N	Indiana	57 71	39	H	Arkansas	91 82	94	A	Temple	78 71	127	A	Florida	100 67
21	A	Kentucky	67 58	40	H	Purdue	85 49					161	A	Missouri	78 45
21	H	Kentucky	99 72									222	A	Clemson	84 48
LAST 10 Division I															
127	A	Florida	100 67	5	H	UConn	70 52					239	H	Appalachian St.	92 50
21	A	Kentucky	67 58	39	A	Arkansas	86 65					287	A	Ole Miss	87 32
33	H	LSU	63 48	59	H	Tennessee	69 48					327	H	Alabama St.	103 43
118	H	Vanderbilt	95 44	287	A	Ole Miss	87 32					328	H	USC Upstate	112 32
106	H	Auburn	79 53	69	A	Georgia	88 53								

Non-Div I Games:

South Carolina

Loss, Non-Conf, S Site, H Home A Away N Neutral

South Carolina St.

Through Games Of Feb. 27, 2020

Average RPI Win:	333	WON-LOST	WINNING	LAST 10	STRENGTH OF	OPP. STRENGTH	TEAM	ADJ.	CONF.	ADJ CONF.
Average RPI Loss:	243	RECORD	PCT. RANK	GAMES	SCHEDULE	OF SCHEDULE	RPI	RPI	RPI	RPI
DIV. I ONLY	3- 24	339	1-9	346	347	350	350	29	29	
DIV. I NON-CONF.	1- 12	335	0	320	348	347	347	29	29	
TOTALS	RPI 1-25	RPI 26-50	W-L RECORDS	RPI 51-100	RPI 101-150	RPI 150+				
3- 24	0- 0	0- 0	OVERALL	0- 1	0- 2	3- 21				
1- 10	0- 0	0- 0	HOME	0- 0	0- 1	1- 9				
2- 13	0- 0	0- 0	AWAY	0- 1	0- 1	2- 11				
0- 1	0- 0	0- 0	NEUTRAL	0- 0	0- 0	0- 1				
1- 12	0- 0	0- 0	NON-CONFERENCE	0- 1	0- 0	1- 11				
0- 5	0- 0	0- 0	HOME	0- 0	0- 0	0- 5				
1- 6	0- 0	0- 0	AWAY	0- 1	0- 0	1- 5				
0- 1	0- 0	0- 0	NEUTRAL	0- 0	0- 0	0- 1				
2- 12	0- 0	0- 0	CONFERENCE	0- 0	0- 2	2- 10				
1- 5	0- 0	0- 0	HOME	0- 0	0- 1	1- 4				
1- 7	0- 0	0- 0	AWAY	0- 0	0- 1	1- 6				
0- 0	0- 0	0- 0	NEUTRAL	0- 0	0- 0	0- 0				

RPI S	Opponent	Score	RPI S	Opponent	Score	RPI S	Opponent	Score	RPI S	Opponent	Score	Team's RPI: 350
						93 A	Coastal Caro.	44 85	108 A	Bethune-Cookman	70 86	
									108 H	Bethune-Cookman	55 66	
									155 N	North Ala.	46 99	
									156 A	N.C. A&T	55 66	
									180 A	Norfolk St.	42 76	
									204 H	Radford	45 60	
									216 A	UNLV	57 66	
									230 H	North Dakota	53 95	
									241 A	Morgan St.	47 77	
									241 H	Morgan St.	47 60	
									249 A	Howard	47 78	
									250 A	UNC Asheville	51 82	
									263 H	Delaware St.	64 76	
									264 H	Col. of Charleston	55 76	
									273 A	UNCW	46 84	
									307 A	N.C. Central	49 90	
									308 H	Presbyterian	49 70	
									309 A	Georgia St.	52 77	
									325 H	UMES	60 55	
									328 A	USC Upstate	47 58	
									329 H	Mercer	55 66	
									331 A	Coppin St.	71 60	
									331 H	Coppin St.	42 61	
									341 A	Florida A&M	45 57	
									341 H	Florida A&M	39 44	
									344 A	Charleston So.	81 75	
LAST 10 Division I												
			341 A	Florida A&M	45 57		156 A	N.C. A&T	55 66			
			108 A	Bethune-Cookman	70 86		307 A	N.C. Central	49 90			
			241 H	Morgan St.	47 60		108 H	Bethune-Cookman	55 66			
			331 H	Coppin St.	42 61		180 A	Norfolk St.	42 76			
			263 H	Delaware St.	64 76		325 H	UMES	60 55			

Non-Div I Games:

South Carolina St.

Loss, Non-Conf, S Site, H Home A Away N Neutral

# South Dakota

Through Games Of Feb. 27, 2020

Average RPI Win:	191	WON-LOST	WINNING	LAST 10	STRENGTH OF	OPP. STRENGTH	TEAM	ADJ.	CONF.	ADJ CONF.
Average RPI Loss:	8	RECORD	PCT. RANK	GAMES	SCHEDULE	OF SCHEDULE	RPI	RPI	RPI	RPI
DIV. I ONLY	25- 2	6	10-0	199	97	32	32	19	19	
DIV. I NON-CONF.	10- 2	29	0	73	2	17	17	18	18	
TOTALS	RPI 1-25	RPI 26-50	W-L RECORDS	RPI 51-100	RPI 101-150	RPI 150+				
25- 2	1- 2	2- 0	OVERALL	2- 0	3- 0	17- 0				
12- 1	0- 1	2- 0	HOME	1- 0	0- 0	9- 0				
11- 1	0- 1	0- 0	AWAY	1- 0	3- 0	7- 0				
2- 0	1- 0	0- 0	NEUTRAL	0- 0	0- 0	1- 0				
10- 2	1- 2	2- 0	NON-CONFERENCE	0- 0	3- 0	4- 0				
5- 1	0- 1	2- 0	HOME	0- 0	0- 0	3- 0				
3- 1	0- 1	0- 0	AWAY	0- 0	3- 0	0- 0				
2- 0	1- 0	0- 0	NEUTRAL	0- 0	0- 0	1- 0				
15- 0	0- 0	0- 0	CONFERENCE	2- 0	0- 0	13- 0				
7- 0	0- 0	0- 0	HOME	1- 0	0- 0	6- 0				
8- 0	0- 0	0- 0	AWAY	1- 0	0- 0	7- 0				
0- 0	0- 0	0- 0	NEUTRAL	0- 0	0- 0	0- 0				

RPI 1-25				RPI 26-50				Team's RPI: 32				RPI 51-100				RPI 101+			
RPI	S	Opponent	Score	RPI	S	Opponent	Score	RPI	S	Opponent	Score	RPI	S	Opponent	Score	RPI	S	Opponent	Score
2	A	South Carolina	60 73	29	H	Drake	102 94	73	A	South Dakota St.	77 67	110	A	Utah	84 81				
14	H	Missouri St.	66 74	43	H	Creighton	72 65	73	H	South Dakota St.	83 48	117	A	Green Bay	66 60				
24	N	Ohio St.	68 53									125	A	Northeastern	80 76				
												154	H	Montana	96 64				
												161	H	Missouri	72 56				
												181	N	Northern Ill.	91 48				
												203	A	Western Ill.	96 65				
												203	H	Western Ill.	88 51				
												211	A	Oral Roberts	77 73				
												211	H	Oral Roberts	79 56				
												230	A	North Dakota	93 46				
												236	A	Denver	92 60				
												236	H	Denver	104 61				
												262	A	North Dakota St.	80 36				
												262	H	North Dakota St.	96 57				
												312	A	Omaha	71 39				
												312	H	Omaha	77 44				
												331	H	Coppin St.	82 44				
												338	A	Purdue Fort Wayne	62 41				
												338	H	Purdue Fort Wayne	79 25				
LAST 10 Division I																			
				73	A	South Dakota St.	77 67					236	A	Denver	92 60				
				262	H	North Dakota St.	96 57					312	A	Omaha	71 39				
				211	A	Oral Roberts	77 73					211	H	Oral Roberts	79 56				
				203	H	Western Ill.	88 51					338	H	Purdue Fort Wayne	79 25				
				230	A	North Dakota	93 46					73	H	South Dakota St.	83 48				

Non-Div I Games: Mt. Marty 110 39

South Dakota

Loss, Non-Conf, S Site, H Home A Away N Neutral

Average RPI Win:	221	WON-LOST	WINNING	LAST 10	STRENGTH OF	OPP. STRENGTH	TEAM	ADJ.	CONF.	ADJ CONF.
Average RPI Loss:	51	RECORD	PCT. RANK	GAMES	SCHEDULE	OF SCHEDULE	RPI	RPI	RPI	RPI
DIV. I ONLY	20- 9	65	7-3	97	140	73	73	19	19	
DIV. I NON-CONF.	7- 6	161	0	11	17	55	55	18	18	
TOTALS	RPI 1-25	RPI 26-50	W-L RECORDS	RPI 51-100	RPI 101-150	RPI 150+				
20- 9	0- 2	0- 6	OVERALL	2- 0	2- 0	16- 1				
10- 4	0- 1	0- 2	HOME	1- 0	0- 0	9- 1				
8- 4	0- 1	0- 3	AWAY	0- 0	1- 0	7- 0				
2- 1	0- 0	0- 1	NEUTRAL	1- 0	1- 0	0- 0				
7- 6	0- 2	0- 4	NON-CONFERENCE	2- 0	2- 0	3- 0				
4- 2	0- 1	0- 1	HOME	1- 0	0- 0	3- 0				
1- 3	0- 1	0- 2	AWAY	0- 0	1- 0	0- 0				
2- 1	0- 0	0- 1	NEUTRAL	1- 0	1- 0	0- 0				
13- 3	0- 0	0- 2	CONFERENCE	0- 0	0- 0	13- 1				
6- 2	0- 0	0- 1	HOME	0- 0	0- 0	6- 1				
7- 1	0- 0	0- 1	AWAY	0- 0	0- 0	7- 0				
0- 0	0- 0	0- 0	NEUTRAL	0- 0	0- 0	0- 0				

RPI 1-25				RPI 26-50				RPI 51-100				RPI 101+ Team's RPI: 73			
RPI	S	Opponent	Score	RPI	S	Opponent	Score	RPI	S	Opponent	Score	RPI	S	Opponent	Score
1	A	Oregon	56 95	29	A	Drake	67 74	72	N	South Fla.	61 50	112	N	Notre Dame	65 59
15	H	Central Mich.	74 79	30	N	FGCU	70 71	86	H	Montana St.	60 50	117	A	Green Bay	60 55
				32	A	South Dakota	48 83					164	H	Wyoming	67 40
				32	H	South Dakota	67 77					196	H	Chattanooga	71 56
				37	H	Marquette	58 65					203	A	Western Ill.	89 48
				43	A	Creighton	48 61					203	H	Western Ill.	75 45
												211	A	Oral Roberts	76 61
												211	H	Oral Roberts	58 44
												230	A	North Dakota	74 61
												230	H	North Dakota	99 64
												236	A	Denver	86 79
												236	H	Denver	62 72
												262	A	North Dakota St.	85 58
												262	H	North Dakota St.	60 52
												312	A	Omaha	68 51
												312	H	Omaha	69 59
												331	H	Coppin St.	94 41
												338	A	Purdue Fort Wayne	100 69
												338	H	Purdue Fort Wayne	89 43
LAST 10 Division I															
				262	A	North Dakota St.	85 58					312	H	Omaha	69 59
				32	H	South Dakota	67 77					211	A	Oral Roberts	76 61
				230	A	North Dakota	74 61					203	A	Western Ill.	89 48
				338	H	Purdue Fort Wayne	89 43					262	H	North Dakota St.	60 52
				236	H	Denver	62 72					32	A	South Dakota	48 83

Non-Div I Games: Dakota Wesleyan 77 46

South Dakota St.

■ Loss, 
 ■ Non-Conf, S Site, 
 ■ Home 
 ■ Away 
 N Neutral

Average RPI Win:	181	WON-LOST	WINNING	LAST 10	STRENGTH OF	OPP. STRENGTH	TEAM	ADJ.	CONF.	ADJ CONF.
Average RPI Loss:	64	RECORD	PCT. RANK	GAMES	SCHEDULE	OF SCHEDULE	RPI	RPI	RPI	RPI
DIV. I ONLY	17- 11	101	7-3	45	84	72	72	9	9	
DIV. I NON-CONF.	8- 6	138	0	36	155	100	100	10	10	
TOTALS	RPI 1-25	RPI 26-50	W-L RECORDS	RPI 51-100	RPI 101-150	RPI 150+				
17- 11	0- 3	1- 3	OVERALL	2- 3	2- 1	12- 1				
13- 2	0- 1	1- 1	HOME	2- 0	2- 0	8- 0				
4- 5	0- 1	0- 1	AWAY	0- 2	0- 0	4- 1				
0- 4	0- 1	0- 1	NEUTRAL	0- 1	0- 1	0- 0				
8- 6	0- 2	1- 1	NON-CONFERENCE	0- 1	2- 1	5- 1				
8- 0	0- 0	1- 0	HOME	0- 0	2- 0	5- 0				
0- 2	0- 1	0- 0	AWAY	0- 0	0- 0	0- 1				
0- 4	0- 1	0- 1	NEUTRAL	0- 1	0- 1	0- 0				
9- 5	0- 1	0- 2	CONFERENCE	2- 2	0- 0	7- 0				
5- 2	0- 1	0- 1	HOME	2- 0	0- 0	3- 0				
4- 3	0- 0	0- 1	AWAY	0- 2	0- 0	4- 0				
0- 0	0- 0	0- 0	NEUTRAL	0- 0	0- 0	0- 0				

RPI	S	Opponent	Score	RPI	S	Opponent	Score	RPI	S	Opponent	Score	RPI	S	Opponent	Score
4	A	Baylor	46 58	30	N	FGCU	77 81	73	N	South Dakota St.	50 61	105	H	VCU	77 55
5	H	UConn	47 67	38	A	UCF	48 56	80	A	Cincinnati	55 60	112	N	Notre Dame	51 67
12	N	Mississippi St.	61 86	38	H	UCF	57 64	80	H	Cincinnati	76 68	120	H	Idaho	67 64
				44	H	Texas	64 57	94	A	Temple	66 69	159	A	Tulane	53 43
								94	H	Temple	99 51	159	H	Tulane	63 56
												166	A	Wichita St.	56 50
												170	H	Jacksonville	70 39
												193	A	Memphis	68 47
												198	H	Houston	74 45
												216	A	UNLV	51 61
												225	H	Brown	70 60
												247	H	East Carolina	81 52
												249	H	Howard	82 53
												267	A	Tulsa	68 52
												271	H	Saint Francis (PA)	62 23
												327	H	Alabama St.	80 29
LAST 10 Division I															
247	H	East Carolina	81 52	94	H	Temple	99 51								
193	A	Memphis	68 47	80	A	Cincinnati	55 60								
38	A	UCF	48 56	198	H	Houston	74 45								
5	H	UConn	47 67	159	H	Tulane	63 56								
159	A	Tulane	53 43	166	A	Wichita St.	56 50								

Non-Div I Games:

South Fla.

■ Loss, 
 ■ Non-Conf, 
 ■ S Site, 
 ■ Home 
 ■ Away 
 N Neutral

Average RPI Win:	243	WON-LOST	WINNING	LAST 10	STRENGTH OF	OPP. STRENGTH	TEAM	ADJ.	CONF.	ADJ CONF.
Average RPI Loss:	166	RECORD	PCT. RANK	GAMES	SCHEDULE	OF SCHEDULE	RPI	RPI	RPI	RPI
DIV. I ONLY	20- 6	36	9-1	322	254	111	111	20	20	
DIV. I NON-CONF.	6- 3	90	0	346	153	180	180	23	23	
TOTALS	RPI 1-25	RPI 26-50	W-L RECORDS	RPI 51-100	RPI 101-150	RPI 150+				
20- 6	0- 0	0- 0	OVERALL	2- 2	0- 0	18- 4				
10- 1	0- 0	0- 0	HOME	2- 1	0- 0	8- 0				
10- 5	0- 0	0- 0	AWAY	0- 1	0- 0	10- 4				
0- 0	0- 0	0- 0	NEUTRAL	0- 0	0- 0	0- 0				
6- 3	0- 0	0- 0	NON-CONFERENCE	1- 1	0- 0	5- 2				
2- 0	0- 0	0- 0	HOME	1- 0	0- 0	1- 0				
4- 3	0- 0	0- 0	AWAY	0- 1	0- 0	4- 2				
0- 0	0- 0	0- 0	NEUTRAL	0- 0	0- 0	0- 0				
14- 3	0- 0	0- 0	CONFERENCE	1- 1	0- 0	13- 2				
8- 1	0- 0	0- 0	HOME	1- 1	0- 0	7- 0				
6- 2	0- 0	0- 0	AWAY	0- 0	0- 0	6- 2				
0- 0	0- 0	0- 0	NEUTRAL	0- 0	0- 0	0- 0				

RPI 1-25			RPI 26-50			RPI 51-100			RPI 101+			Team's RPI: 111			
RPI	S	Opponent	Score	RPI	S	Opponent	Score	RPI	S	Opponent	Score				
								51	H	Belmont	45 57	172	A	Eastern Mich.	64 69
								55	H	UT Martin	71 69	178	A	Austin Peay	79 66
								89	A	Saint Louis	61 76	178	H	Austin Peay	81 43
								100	H	Southern Ill.	79 65	203	A	Western Ill.	91 97
												205	A	Tennessee Tech	72 59
												205	H	Tennessee Tech	87 72
												207	A	Eastern Ill.	77 65
												207	H	Eastern Ill.	72 56
												226	A	Murray St.	62 70
												226	H	Murray St.	88 73
												252	A	Jacksonville St.	51 72
												252	H	Jacksonville St.	79 52
												257	A	Arkansas St.	79 67
												272	A	Indiana St.	68 58
												276	A	Morehead St.	67 61
												287	A	Ole Miss	70 53
												288	A	Eastern Ky.	60 44
												322	H	Evansville	83 60
												336	H	Tennessee St.	83 54
												337	A	SIUE	66 56
												337	H	SIUE	80 57
												338	A	Purdue Fort Wayne	58 48
LAST 10 Division I															
				207	H	Eastern Ill.	72 56					205	H	Tennessee Tech	87 72
				205	A	Tennessee Tech	72 59					252	H	Jacksonville St.	79 52
				252	A	Jacksonville St.	51 72					288	A	Eastern Ky.	60 44
				337	H	SIUE	80 57					276	A	Morehead St.	67 61
				55	H	UT Martin	71 69					207	A	Eastern Ill.	77 65

Non-Div I Games: Harris-Stowe 106 64 Mo.-St. Louis 70 56

Southeast Mo. St.

■ Loss, 
 ■ Non-Conf, S Site, 
 ■ Home 
 ■ Away 
 N Neutral

## Southeastern La.

Through Games Of Feb. 27, 2020

Average RPI Win:	258	WON-LOST	WINNING	LAST 10	STRENGTH OF	OPP. STRENGTH	TEAM	ADJ.	CONF.	ADJ CONF.
Average RPI Loss:	163	RECORD	PCT. RANK	GAMES	SCHEDULE	OF SCHEDULE	RPI	RPI	RPI	RPI
DIV. I ONLY	10- 15	235	6-4	218	293	237	237	23	23	
DIV. I NON-CONF.	2- 6	279	0	185	273	245	245	24	24	
TOTALS	RPI 1-25	RPI 26-50	W-L RECORDS	RPI 51-100	RPI 101-150	RPI 150+				
10- 15	0- 0	0- 1	OVERALL	1- 3	0- 2	9- 9				
6- 4	0- 0	0- 0	HOME	1- 0	0- 1	5- 3				
4- 11	0- 0	0- 1	AWAY	0- 3	0- 1	4- 6				
0- 0	0- 0	0- 0	NEUTRAL	0- 0	0- 0	0- 0				
2- 6	0- 0	0- 1	NON-CONFERENCE	0- 1	0- 0	2- 4				
1- 0	0- 0	0- 0	HOME	0- 0	0- 0	1- 0				
1- 6	0- 0	0- 1	AWAY	0- 1	0- 0	1- 4				
0- 0	0- 0	0- 0	NEUTRAL	0- 0	0- 0	0- 0				
8- 9	0- 0	0- 0	CONFERENCE	1- 2	0- 2	7- 5				
5- 4	0- 0	0- 0	HOME	1- 0	0- 1	4- 3				
3- 5	0- 0	0- 0	AWAY	0- 2	0- 1	3- 2				
0- 0	0- 0	0- 0	NEUTRAL	0- 0	0- 0	0- 0				

RPI S	Opponent	Score	RPI S	Opponent	Score	RPI S	Opponent	Score	RPI S	Opponent	Score	Team's RPI: 237
33	A LSU	52 62	52	A Alabama	50 87	103	A Abilene Christian	53 61	103	H Abilene Christian	62 68	
			87	A A&M-Corpus Christi	48 49	151	A Sam Houston St.	75 81	151	H Sam Houston St.	69 84	
			87	H A&M-Corpus Christi	48 44	152	H Jackson St.	63 59	158	H New Orleans	73 57	
			99	A SFA	51 77	197	A Louisiana	50 60	198	A Houston	65 78	
						202	A Southern Miss.	54 62	242	H Central Ark.	63 42	
						258	H Incarnate Word	58 44	265	A Louisiana Tech	78 92	
						268	A Nicholls St.	49 54	268	H Nicholls St.	65 67	
						269	H Lamar University	57 65	318	A Houston Baptist	69 59	
						334	A Northwestern St.	72 56	343	A McNeese	74 67	
						343	H McNeese	87 48	347	A La.-Monroe	65 52	
LAST 10 Division I												
343	H McNeese	87 48	258	H Incarnate Word	58 44							
103	H Abilene Christian	62 68	158	H New Orleans	73 57							
87	A A&M-Corpus Christi	48 49	242	H Central Ark.	63 42							
268	A Nicholls St.	49 54	334	A Northwestern St.	72 56							
151	A Sam Houston St.	75 81	343	A McNeese	74 67							

Non-Div I Games: LSU-Alexandria 89 67

Southeastern La.

■ Loss, 
 ■ Non-Conf, S Site, 
 ■ Home 
 ■ Away 
 N Neutral

## Southern California

Through Games Of Feb. 27, 2020

Average RPI Win:	161	WON-LOST	WINNING	LAST 10	STRENGTH OF	OPP. STRENGTH	TEAM	ADJ.	CONF.	ADJ CONF.
Average RPI Loss:	62	RECORD	PCT. RANK	GAMES	SCHEDULE	OF SCHEDULE	RPI	RPI	RPI	RPI
DIV. I ONLY	14- 13	168	5-5	39	28	82	82	1	1	
DIV. I NON-CONF.	8- 3	68	0	211	178	110	110	1	1	
TOTALS	RPI 1-25	RPI 26-50	W-L RECORDS	RPI 51-100	RPI 101-150	RPI 150+				
14- 13	2- 6	0- 2	OVERALL	2- 2	4- 2	6- 1				
9- 4	2- 3	0- 1	HOME	1- 0	2- 0	4- 0				
4- 8	0- 3	0- 1	AWAY	0- 1	2- 2	2- 1				
1- 1	0- 0	0- 0	NEUTRAL	1- 1	0- 0	0- 0				
8- 3	0- 1	0- 0	NON-CONFERENCE	2- 1	0- 0	6- 1				
5- 1	0- 1	0- 0	HOME	1- 0	0- 0	4- 0				
2- 1	0- 0	0- 0	AWAY	0- 0	0- 0	2- 1				
1- 1	0- 0	0- 0	NEUTRAL	1- 1	0- 0	0- 0				
6- 10	2- 5	0- 2	CONFERENCE	0- 1	4- 2	0- 0				
4- 3	2- 2	0- 1	HOME	0- 0	2- 0	0- 0				
2- 7	0- 3	0- 1	AWAY	0- 1	2- 2	0- 0				
0- 0	0- 0	0- 0	NEUTRAL	0- 0	0- 0	0- 0				

RPI	S	Opponent	Score	RPI	S	Opponent	Score	RPI	S	Opponent	Score	RPI	S	Opponent	Score
1	H	Oregon	67 93	27	A	Arizona St.	75 76	52	N	Alabama	60 57	109	A	Washington St.	66 60
8	A	Stanford	59 79	27	H	Arizona St.	54 63	53	H	Virginia	59 49	109	H	Washington St.	74 63
11	A	UCLA	59 83					77	A	Colorado	53 66	110	A	Utah	65 67
11	H	UCLA	70 68					90	N	Nebraska	54 67	126	A	Washington	66 75
16	H	Oregon St.	72 66									126	H	Washington	81 78
18	H	Texas A&M	64 74									135	A	California	75 67
22	A	Arizona	57 73									216	H	UNLV	75 54
22	H	Arizona	57 65									246	H	Nevada	50 47
												266	A	UC Santa Barbara	46 57
												278	A	CSUN	69 53
												291	H	Long Beach St.	57 40
												305	A	UC Riverside	76 59
												306	H	UTRGV	80 43
LAST 10 Division I															
109	A	Washington St.	66 60	135	A	California	75 67								
126	A	Washington	66 75	22	A	Arizona	57 73								
1	H	Oregon	67 93	27	A	Arizona St.	75 76								
16	H	Oregon St.	72 66	126	H	Washington	81 78								
8	A	Stanford	59 79	109	H	Washington St.	74 63								

Non-Div I Games:

Southern California

■ Loss, 
 ■ Non-Conf, 
 ■ S Site, 
 ■ H Home 
 ■ A Away 
 N Neutral



Average RPI Win:	190	WON-LOST	WINNING	LAST 10	STRENGTH OF	OPP. STRENGTH	TEAM	ADJ.	CONF.	ADJ CONF.
Average RPI Loss:	77	RECORD	PCT. RANK	GAMES	SCHEDULE	OF SCHEDULE	RPI	RPI	RPI	RPI
DIV. I ONLY	15- 11	133	5-5	92	112	100	100	8	8	
DIV. I NON-CONF.	8- 3	68	0	124	253	65	65	7	7	
TOTALS	RPI 1-25	RPI 26-50	W-L RECORDS	RPI 51-100	RPI 101-150	RPI 150+				
15- 11	1- 1	1- 3	OVERALL	2- 4	1- 2	10- 1				
8- 4	1- 0	1- 1	HOME	2- 2	0- 0	4- 1				
6- 7	0- 1	0- 2	AWAY	0- 2	1- 2	5- 0				
1- 0	0- 0	0- 0	NEUTRAL	0- 0	0- 0	1- 0				
8- 3	0- 0	0- 0	NON-CONFERENCE	2- 1	0- 1	6- 1				
4- 1	0- 0	0- 0	HOME	2- 0	0- 0	2- 1				
3- 2	0- 0	0- 0	AWAY	0- 1	0- 1	3- 0				
1- 0	0- 0	0- 0	NEUTRAL	0- 0	0- 0	1- 0				
7- 8	1- 1	1- 3	CONFERENCE	0- 3	1- 1	4- 0				
4- 3	1- 0	1- 1	HOME	0- 2	0- 0	2- 0				
3- 5	0- 1	0- 2	AWAY	0- 1	1- 1	2- 0				
0- 0	0- 0	0- 0	NEUTRAL	0- 0	0- 0	0- 0				

RPI 1-25				RPI 26-50				RPI 51-100 Team's RPI: 100				RPI 101+			
RPI	S	Opponent	Score	RPI	S	Opponent	Score	RPI	S	Opponent	Score	RPI	S	Opponent	Score
14	A	Missouri St.	57 88	29	A	Drake	76 91	55	H	UT Martin	70 59	111	A	Southeast Mo. St.	65 79
14	H	Missouri St.	70 68	29	H	Drake	65 73	63	H	Illinois St.	54 62	148	A	Loyola Chicago	49 51
				36	A	Bradley	57 61	64	A	IUPUI	78 81	149	A	Valparaiso	67 51
				36	H	Bradley	64 50	81	A	UNI	66 71	172	A	Eastern Mich.	85 54
								81	H	UNI	57 60	181	A	Northern Ill.	80 61
								89	H	Saint Louis	61 53	193	H	Memphis	66 70
												203	N	Western Ill.	79 65
												205	H	Tennessee Tech	76 65
												226	H	Murray St.	76 66
												272	A	Indiana St.	78 55
												272	H	Indiana St.	60 42
												322	A	Evansville	70 57
												322	H	Evansville	99 60
												337	A	SIUE	103 67
LAST 10 Division I															
				36	A	Bradley	57 61	29	A	Drake	76 91				
				322	H	Evansville	99 60	36	H	Bradley	64 50				
				272	H	Indiana St.	60 42	63	H	Illinois St.	54 62				
				14	A	Missouri St.	57 88	272	A	Indiana St.	78 55				
				81	A	UNI	66 71	322	A	Evansville	70 57				

Non-Div I Games:

Southern Ill.

Average RPI Win:	264	WON-LOST	WINNING	LAST 10	STRENGTH OF	OPP. STRENGTH	TEAM	ADJ.	CONF.	ADJ CONF.
Average RPI Loss:	102	RECORD	PCT. RANK	GAMES	SCHEDULE	OF SCHEDULE	RPI	RPI	RPI	RPI
DIV. I ONLY	12- 12	170	3-7	202	159	202	202	13	13	
DIV. I NON-CONF.	6- 3	90	0	317	227	202	202	16	16	
TOTALS	RPI 1-25	RPI 26-50	W-L RECORDS	RPI 51-100	RPI 101-150	RPI 150+				
12- 12	0- 2	0- 3	OVERALL	0- 2	1- 1	11- 4				
7- 7	0- 0	0- 2	HOME	0- 1	1- 1	6- 3				
5- 5	0- 2	0- 1	AWAY	0- 1	0- 0	5- 1				
0- 0	0- 0	0- 0	NEUTRAL	0- 0	0- 0	0- 0				
6- 3	0- 1	0- 0	NON-CONFERENCE	0- 0	1- 0	5- 2				
5- 1	0- 0	0- 0	HOME	0- 0	1- 0	4- 1				
1- 2	0- 1	0- 0	AWAY	0- 0	0- 0	1- 1				
0- 0	0- 0	0- 0	NEUTRAL	0- 0	0- 0	0- 0				
6- 9	0- 1	0- 3	CONFERENCE	0- 2	0- 1	6- 2				
2- 6	0- 0	0- 2	HOME	0- 1	0- 1	2- 2				
4- 3	0- 1	0- 1	AWAY	0- 1	0- 0	4- 0				
0- 0	0- 0	0- 0	NEUTRAL	0- 0	0- 0	0- 0				

RPI 1-25				RPI 26-50				RPI 51-100				RPI 101+ Team's RPI: 202			
RPI	S	Opponent	Score	RPI	S	Opponent	Score	RPI	S	Opponent	Score	RPI	S	Opponent	Score
12	A	Mississippi St.	58 91	31	H	Western Ky.	65 81	57	H	Middle Tenn.	69 77	105	H	VCU	51 39
25	A	Old Dominion	50 67	49	A	Charlotte	59 63	65	A	Rice	64 75	119	H	UAB	68 74
				49	H	Charlotte	55 59					159	H	Tulane	58 62
												192	A	Fla. Atlantic	71 67
												198	A	Houston	60 75
												221	H	UTEP	72 89
												233	H	Marshall	65 80
												237	H	Southeastern La.	62 54
												243	H	South Alabama	62 55
												260	A	North Texas	65 57
												265	A	Louisiana Tech	63 61
												265	H	Louisiana Tech	66 60
												287	H	Ole Miss	59 53
												303	A	FIU	58 53
												310	H	UTSA	82 65
												347	A	La.-Monroe	57 42
												351	H	Mississippi Val.	84 80
LAST 10 Division I															
				49	H	Charlotte	55 59	233	H	Marshall	65 80				
				265	A	Louisiana Tech	63 61	49	A	Charlotte	59 63				
				303	A	FIU	58 53	25	A	Old Dominion	50 67				
				192	A	Fla. Atlantic	71 67	57	H	Middle Tenn.	69 77				
				31	H	Western Ky.	65 81	119	H	UAB	68 74				

Non-Div I Games: Faulkner 71 59 William Carey 77 47

Southern Miss.

Average RPI Win:	326	WON-LOST	WINNING	LAST 10	STRENGTH OF	OPP. STRENGTH	TEAM	ADJ.	CONF.	ADJ CONF.
Average RPI Loss:	123	RECORD	PCT. RANK	GAMES	SCHEDULE	OF SCHEDULE	RPI	RPI	RPI	RPI
DIV. I ONLY	11- 13	204	8-2	330	298	245	245	32	32	
DIV. I NON-CONF.	0- 9	338	0	78	7	299	299	31	31	
TOTALS	RPI 1-25	RPI 26-50	W-L RECORDS	RPI 51-100	RPI 101-150	RPI 150+				
11- 13	0- 0	0- 3	OVERALL	0- 3	0- 2	11- 5				
6- 1	0- 0	0- 0	HOME	0- 0	0- 0	6- 1				
5- 10	0- 0	0- 3	AWAY	0- 3	0- 1	5- 3				
0- 2	0- 0	0- 0	NEUTRAL	0- 0	0- 1	0- 1				
0- 9	0- 0	0- 3	NON-CONFERENCE	0- 3	0- 1	0- 2				
0- 0	0- 0	0- 0	HOME	0- 0	0- 0	0- 0				
0- 7	0- 0	0- 3	AWAY	0- 3	0- 0	0- 1				
0- 2	0- 0	0- 0	NEUTRAL	0- 0	0- 1	0- 1				
11- 4	0- 0	0- 0	CONFERENCE	0- 0	0- 1	11- 3				
6- 1	0- 0	0- 0	HOME	0- 0	0- 0	6- 1				
5- 3	0- 0	0- 0	AWAY	0- 0	0- 1	5- 2				
0- 0	0- 0	0- 0	NEUTRAL	0- 0	0- 0	0- 0				

RPI S	Opponent	Score	RPI S	Opponent	Score	RPI S	Opponent	Score	RPI S	Opponent	Score	Team's RPI: 245
44	A Texas	39 93	56	A Iowa St.	36 69	109	N Washington St.	54 69				
45	A Rutgers	58 78	88	A Fordham	52 65	147	A Texas Southern	56 61				
46	A Oklahoma St.	59 72	90	A Nebraska	39 73	152	A Jackson St.	57 60				
						152	H Jackson St.	51 72				
						166	A Wichita St.	63 69				
						248	A Alabama A&M	57 59				
						248	H Alabama A&M	55 46				
						250	N UNC Asheville	34 53				
						293	A Prairie View	68 48				
						327	A Alabama St.	61 51				
						327	H Alabama St.	69 47				
						332	H Alcorn	74 57				
						335	A Ark.-Pine Bluff	70 43				
						335	H Ark.-Pine Bluff	85 61				
						346	A Grambling	70 51				
						346	H Grambling	81 57				
						351	A Mississippi Val.	84 54				
						351	H Mississippi Val.	71 40				
LAST 10 Division I												
248	A Alabama A&M	57 59	346	A Grambling	70 51							
327	A Alabama St.	61 51	332	H Alcorn	74 57							
351	H Mississippi Val.	71 40	248	H Alabama A&M	55 46							
335	H Ark.-Pine Bluff	85 61	327	H Alabama St.	69 47							
152	A Jackson St.	57 60	351	A Mississippi Val.	84 54							

Non-Div I Games: Tougaloo 100 39 Wiley 78 55

Southern U.

## Southern Utah

Through Games Of Feb. 27, 2020

Average RPI Win:	249	WON-LOST	WINNING	LAST 10	STRENGTH OF	OPP. STRENGTH	TEAM	ADJ.	CONF.	ADJ CONF.
Average RPI Loss:	179	RECORD	PCT. RANK	GAMES	SCHEDULE	OF SCHEDULE	RPI	RPI	RPI	RPI
DIV. I ONLY	16- 10	94	7-3	303	237	176	176	18	18	
DIV. I NON-CONF.	6- 3	90	0	209	309	112	112	17	17	
TOTALS	RPI 1-25	RPI 26-50	W-L RECORDS	RPI 51-100	RPI 101-150	RPI 150+				
16- 10	0- 1	0- 0	OVERALL	0- 1	0- 1	16- 7				
11- 2	0- 0	0- 0	HOME	0- 0	0- 1	11- 1				
5- 8	0- 1	0- 0	AWAY	0- 1	0- 0	5- 6				
0- 0	0- 0	0- 0	NEUTRAL	0- 0	0- 0	0- 0				
6- 3	0- 1	0- 0	NON-CONFERENCE	0- 0	0- 0	6- 2				
5- 0	0- 0	0- 0	HOME	0- 0	0- 0	5- 0				
1- 3	0- 1	0- 0	AWAY	0- 0	0- 0	1- 2				
0- 0	0- 0	0- 0	NEUTRAL	0- 0	0- 0	0- 0				
10- 7	0- 0	0- 0	CONFERENCE	0- 1	0- 1	10- 5				
6- 2	0- 0	0- 0	HOME	0- 0	0- 1	6- 1				
4- 5	0- 0	0- 0	AWAY	0- 1	0- 0	4- 4				
0- 0	0- 0	0- 0	NEUTRAL	0- 0	0- 0	0- 0				

RPI 1-25				RPI 26-50				RPI 51-100				RPI 101+ Team's RPI: 176			
RPI	S	Opponent	Score	RPI	S	Opponent	Score	RPI	S	Opponent	Score	RPI	S	Opponent	Score
16	A	Oregon St.	45 95					86	A	Montana St.	65 91	120	H	Idaho	56 71
												154	A	Montana	74 81
												162	A	Idaho St.	54 73
												162	H	Idaho St.	72 65
												169	A	Northern Ariz.	76 84
												169	H	Northern Ariz.	82 64
												211	H	Oral Roberts	72 58
												216	H	UNLV	72 68
												218	A	Portland St.	81 72
												218	H	Portland St.	71 58
												220	H	Cal St. Fullerton	79 63
												224	A	Northern Colo.	68 55
												224	H	Northern Colo.	64 50
												236	A	Denver	73 81
												238	A	Grand Canyon	65 69
												280	H	UC Irvine	82 68
												298	A	Utah Valley	71 58
												302	A	Eastern Wash.	70 67
												302	H	Eastern Wash.	71 50
												304	A	Sacramento St.	82 87
												304	H	Sacramento St.	62 71
												305	H	UC Riverside	79 68
												320	A	Weber St.	87 71
												320	H	Weber St.	82 66
LAST 10 Division I															
				302	A	Eastern Wash.	70 67					218	A	Portland St.	81 72
				320	H	Weber St.	82 66					224	A	Northern Colo.	68 55
				224	H	Northern Colo.	64 50					162	A	Idaho St.	54 73
				169	H	Northern Ariz.	82 64					320	A	Weber St.	87 71
				304	H	Sacramento St.	62 71					120	H	Idaho	56 71

Non-Div I Games:

Southern Utah

■ Loss, 
 ■ Non-Conf, 
 ■ S Site, 
 ■ Home 
 ■ A Away 
 N Neutral

Average RPI Win:	202	WON-LOST	WINNING	LAST 10	STRENGTH OF	OPP. STRENGTH	TEAM	ADJ.	CONF.	ADJ CONF.
Average RPI Loss:	146	RECORD	PCT. RANK	GAMES	SCHEDULE	OF SCHEDULE	RPI	RPI	RPI	RPI
DIV. I ONLY	7- 21	307	3-7	149	160	294	294	12	12	
DIV. I NON-CONF.	3- 10	282	0	165	285	300	300	12	12	
TOTALS	RPI 1-25	RPI 26-50	W-L RECORDS	RPI 51-100	RPI 101-150	RPI 150+				
7- 21	0- 0	0- 1	OVERALL	0- 4	3- 7	4- 9				
6- 8	0- 0	0- 0	HOME	0- 1	2- 3	4- 4				
0- 12	0- 0	0- 1	AWAY	0- 3	0- 4	0- 4				
1- 1	0- 0	0- 0	NEUTRAL	0- 0	1- 0	0- 1				
3- 10	0- 0	0- 1	NON-CONFERENCE	0- 1	1- 2	2- 6				
2- 5	0- 0	0- 0	HOME	0- 1	0- 1	2- 3				
0- 4	0- 0	0- 1	AWAY	0- 0	0- 1	0- 2				
1- 1	0- 0	0- 0	NEUTRAL	0- 0	1- 0	0- 1				
4- 11	0- 0	0- 0	CONFERENCE	0- 3	2- 5	2- 3				
4- 3	0- 0	0- 0	HOME	0- 0	2- 2	2- 1				
0- 8	0- 0	0- 0	AWAY	0- 3	0- 3	0- 2				
0- 0	0- 0	0- 0	NEUTRAL	0- 0	0- 0	0- 0				

RPI	S	Opponent	Score	RPI	S	Opponent	Score	RPI	S	Opponent	Score	RPI	S	Opponent	Score	Team's RPI: 294
50	A	Bucknell	60 68	54	A	Dayton	51 78	102	A	Kent St.	58 81	105	A	VCU	47 56	
				62	H	St. John's (NY)	56 68	121	H	Davidson	68 56	123	A	Richmond	59 63	
				88	A	Fordham	53 79	123	H	Richmond	58 72	124	A	Duquesne	39 58	
				89	A	Saint Louis	51 72	137	H	George Washington	59 55	139	H	Massachusetts	52 62	
								142	H	Buffalo	36 46	150	N	Wright St.	57 56	
								157	H	Akron	54 63	167	A	Binghamton	67 78	
								185	N	Saint Mary's (CA)	57 72	188	H	Cornell	42 70	
								191	A	La Salle	61 67	200	H	Cleveland St.	62 65	
								212	A	Rhode Island	67 69	212	H	Rhode Island	64 59	
								234	H	George Mason	62 47	235	H	Saint Joseph's	60 61	
								279	H	Oakland	80 66	283	H	Niagara	71 67	
								339	A	Canisius	82 84					
LAST 10 Division I																
54	A	Dayton	51 78	137	H	George Washington	59 55									
123	H	Richmond	58 72	123	A	Richmond	59 63									
212	A	Rhode Island	67 69	124	A	Duquesne	39 58									
105	A	VCU	47 56	212	H	Rhode Island	64 59									
121	H	Davidson	68 56	235	H	Saint Joseph's	60 61									

Non-Div I Games:

St. Bonaventure

Average RPI Win:	310	WON-LOST	WINNING	LAST 10	STRENGTH OF	OPP. STRENGTH	TEAM	ADJ.	CONF.	ADJ CONF.
Average RPI Loss:	191	RECORD	PCT. RANK	GAMES	SCHEDULE	OF SCHEDULE	RPI	RPI	RPI	RPI
DIV. I ONLY	7- 18	298	3-7	243	328	314	314	30	30	
DIV. I NON-CONF.	3- 7	252	0	172	231	255	255	30	30	
TOTALS	RPI 1-25	RPI 26-50	W-L RECORDS	RPI 51-100	RPI 101-150	RPI 150+				
7- 18	0- 1	0- 1	OVERALL	0- 2	0- 5	7- 9				
5- 6	0- 0	0- 0	HOME	0- 1	0- 2	5- 3				
2- 10	0- 1	0- 1	AWAY	0- 1	0- 2	2- 5				
0- 2	0- 0	0- 0	NEUTRAL	0- 0	0- 1	0- 1				
3- 7	0- 1	0- 1	NON-CONFERENCE	0- 2	0- 1	3- 2				
2- 1	0- 0	0- 0	HOME	0- 1	0- 0	2- 0				
1- 4	0- 1	0- 1	AWAY	0- 1	0- 0	1- 1				
0- 2	0- 0	0- 0	NEUTRAL	0- 0	0- 1	0- 1				
4- 11	0- 0	0- 0	CONFERENCE	0- 0	0- 4	4- 7				
3- 5	0- 0	0- 0	HOME	0- 0	0- 2	3- 3				
1- 6	0- 0	0- 0	AWAY	0- 0	0- 2	1- 4				
0- 0	0- 0	0- 0	NEUTRAL	0- 0	0- 0	0- 0				

RPI 1-25				RPI 26-50				RPI 51-100				RPI 101+ Team's RPI: 314			
RPI	S	Opponent	Score	RPI	S	Opponent	Score	RPI	S	Opponent	Score	RPI	S	Opponent	Score
9	A	Princeton	44 76	37	A	Marquette	71 92	71	A	Boston College	69 106	132	A	Robert Morris	44 69
								79	H	Stony Brook	73 86	132	H	Robert Morris	59 70
												133	N	Pacific	62 71
												140	A	Mt. St. Mary's	60 69
												140	H	Mt. St. Mary's	62 67
												186	A	Merrimack	54 80
												261	H	Loyola Maryland	89 78
												271	A	Saint Francis (PA)	72 82
												271	H	Saint Francis (PA)	59 67
												281	A	Wagner	66 74
												281	H	Wagner	53 74
												295	H	Army West Point	70 64
												300	N	Ga. Southern	47 78
												312	H	Sacred Heart	71 70
												317	H	Fairleigh Dickinson	57 62
												321	A	Albany (NY)	49 41
												324	A	Bryant	59 78
												324	H	Bryant	80 77
												326	A	NJIT	69 88
												330	A	LIU Brooklyn	71 54
												330	H	LIU Brooklyn	88 63
LAST 10 Division I															
				281	H	Wagner	53 74					186	A	Merrimack	54 80
				324	H	Bryant	80 77					312	H	Sacred Heart	71 70
				330	A	LIU Brooklyn	71 54					132	H	Robert Morris	59 70
				324	A	Bryant	59 78					271	H	Saint Francis (PA)	59 67
				140	H	Mt. St. Mary's	62 67					140	A	Mt. St. Mary's	60 69

Non-Div I Games: East Stroudsburg 84 62

St. Francis Brooklyn

■ Loss, 
 ■ Non-Conf, 
 ■ S Site, 
 ■ Home 
 ■ A Away 
 N Neutral

## St. John's (NY)

Through Games Of Feb. 27, 2020

Average RPI Win:	160	WON-LOST	WINNING	LAST 10	STRENGTH OF	OPP. STRENGTH	TEAM	ADJ.	CONF.	ADJ CONF.
Average RPI Loss:	71	RECORD	PCT. RANK	GAMES	SCHEDULE	OF SCHEDULE	RPI	RPI	RPI	RPI
DIV. I ONLY	16- 11	119	6-4	58	81	62	62	6	6	
DIV. I NON-CONF.	7- 4	100	0	72	185	59	59	6	6	
TOTALS	RPI 1-25	RPI 26-50	W-L RECORDS	RPI 51-100	RPI 101-150	RPI 150+				
16- 11	0- 2	2- 4	OVERALL	4- 3	2- 0	8- 2				
9- 3	0- 1	1- 1	HOME	1- 1	2- 0	5- 0				
7- 7	0- 1	1- 3	AWAY	3- 1	0- 0	3- 2				
0- 1	0- 0	0- 0	NEUTRAL	0- 1	0- 0	0- 0				
7- 4	0- 0	0- 2	NON-CONFERENCE	1- 1	2- 0	4- 1				
5- 0	0- 0	0- 0	HOME	0- 0	2- 0	3- 0				
2- 3	0- 0	0- 2	AWAY	1- 0	0- 0	1- 1				
0- 1	0- 0	0- 0	NEUTRAL	0- 1	0- 0	0- 0				
9- 7	0- 2	2- 2	CONFERENCE	3- 2	0- 0	4- 1				
4- 3	0- 1	1- 1	HOME	1- 1	0- 0	2- 0				
5- 4	0- 1	1- 1	AWAY	2- 1	0- 0	2- 1				
0- 0	0- 0	0- 0	NEUTRAL	0- 0	0- 0	0- 0				

RPI 1-25				RPI 26-50				RPI 51-100 Team's RPI: 62				RPI 101+			
RPI	S	Opponent	Score	RPI	S	Opponent	Score	RPI	S	Opponent	Score	RPI	S	Opponent	Score
20	A	DePaul	69 74	28	A	Florida St.	70 74	64	N	IUPUI	78 85	129	H	Wake Forest	82 74
20	H	DePaul	65 71	37	A	Marquette	85 94	67	A	Yale	80 66	139	H	Massachusetts	82 71
				37	H	Marquette	57 67	76	A	Villanova	64 66	168	H	Lafayette	76 44
				41	A	James Madison	73 76	76	H	Villanova	62 67	171	A	Providence	53 54
				43	A	Creighton	77 70	78	A	Seton Hall	82 66	171	H	Providence	64 58
				43	H	Creighton	63 58	78	H	Seton Hall	77 76	216	A	UNLV	75 79
								91	A	Butler	67 42	231	H	Fairfield	71 69
												240	A	Georgetown	74 68
												240	H	Georgetown	71 54
												256	A	Xavier	75 67
												294	A	St. Bonaventure	68 56
												295	H	Army West Point	96 60
LAST 10 Division I															
				78	H	Seton Hall	77 76	240	A	Georgetown	74 68				
				171	A	Providence	53 54	76	A	Villanova	64 66				
				43	A	Creighton	77 70	78	A	Seton Hall	82 66				
				37	H	Marquette	57 67	43	H	Creighton	63 58				
				20	H	DePaul	65 71	171	H	Providence	64 58				

Non-Div I Games:

St. John's (NY)

■ Loss, 
 ■ Non-Conf, 
 ■ S Site, 
 ■ H Home 
 ■ A Away 
 N Neutral

Average RPI Win: 116		WON-LOST	WINNING	LAST 10	STRENGTH OF	OPP. STRENGTH	TEAM	ADJ.	CONF.	ADJ CONF.
Average RPI Loss: 14		RECORD	PCT. RANK	GAMES	SCHEDULE	OF SCHEDULE	RPI	RPI	RPI	RPI
DIV. I ONLY		24- 4	14	8-2	24	1	8	8	1	1
DIV. I NON-CONF.		11- 1	13	0	63	28	8	8	1	1
TOTALS		RPI 1-25	RPI 26-50		W-L RECORDS		RPI 51-100	RPI 101-150	RPI 150+	
24- 4	5- 3	0- 1		OVERALL		5- 0	9- 0	5- 0		
14- 2	3- 2	0- 0		HOME		3- 0	5- 0	3- 0		
7- 2	1- 1	0- 1		AWAY		1- 0	4- 0	1- 0		
3- 0	1- 0	0- 0		NEUTRAL		1- 0	0- 0	1- 0		
11- 1	3- 0	0- 1		NON-CONFERENCE		2- 0	1- 0	5- 0		
7- 0	2- 0	0- 0		HOME		1- 0	1- 0	3- 0		
1- 1	0- 0	0- 1		AWAY		0- 0	0- 0	1- 0		
3- 0	1- 0	0- 0		NEUTRAL		1- 0	0- 0	1- 0		
13- 3	2- 3	0- 0		CONFERENCE		3- 0	8- 0	0- 0		
7- 2	1- 2	0- 0		HOME		2- 0	4- 0	0- 0		
6- 1	1- 1	0- 0		AWAY		1- 0	4- 0	0- 0		
0- 0	0- 0	0- 0		NEUTRAL		0- 0	0- 0	0- 0		

RPI	S	Opponent	Score	RPI	S	Opponent	Score	RPI	S	Opponent	Score	RPI	S	Opponent	Score
1	A	Oregon	55 87	44	A	Texas	64 69	59	H	Tennessee	78 51	109	A	Washington St.	71 49
1	H	Oregon	66 74					77	A	Colorado	69 66	109	H	Washington St.	77 58
11	H	UCLA	69 79					77	H	Colorado	76 68	110	A	Utah	97 64
12	N	Mississippi St.	67 62					82	H	Southern California	79 59	110	H	Utah	82 49
13	H	Gonzaga	76 70					98	N	Syracuse	77 59	126	A	Washington	58 41
16	A	Oregon St.	61 58									126	H	Washington	77 56
16	H	Oregon St.	63 60									135	A	California	79 65
24	H	Ohio St.	71 52									135	H	California	73 40
												142	H	Buffalo	88 69
												163	H	UC Davis	67 55
												217	A	San Francisco	97 71
												224	H	Northern Colo.	90 36
												299	N	California Baptist	83 78
												302	H	Eastern Wash.	92 27
LAST 10 Division I															
1	H	Oregon	66 74	11	H	UCLA	69 79								
16	H	Oregon St.	63 60	109	A	Washington St.	71 49								
77	A	Colorado	69 66	126	A	Washington	58 41								
110	A	Utah	97 64	110	H	Utah	82 49								
82	H	Southern California	79 59	77	H	Colorado	76 68								

Non-Div I Games:

Stanford



Average RPI Win:	256	WON-LOST	WINNING	LAST 10	STRENGTH OF	OPP. STRENGTH	TEAM	ADJ.	CONF.	ADJ CONF.
Average RPI Loss:	116	RECORD	PCT. RANK	GAMES	SCHEDULE	OF SCHEDULE	RPI	RPI	RPI	RPI
DIV. I ONLY	9- 15	251	5-5	145	168	213	213	16	16	
DIV. I NON-CONF.	3- 7	252	0	119	171	227	227	14	14	
TOTALS	RPI 1-25	RPI 26-50	W-L RECORDS	RPI 51-100	RPI 101-150	RPI 150+				
9- 15	0- 1	0- 4	OVERALL	0- 1	1- 4	8- 5				
4- 6	0- 0	0- 1	HOME	0- 0	0- 3	4- 2				
5- 8	0- 1	0- 3	AWAY	0- 1	1- 1	4- 2				
0- 1	0- 0	0- 0	NEUTRAL	0- 0	0- 0	0- 1				
3- 7	0- 1	0- 2	NON-CONFERENCE	0- 1	0- 2	3- 1				
2- 2	0- 0	0- 0	HOME	0- 0	0- 2	2- 0				
1- 4	0- 1	0- 2	AWAY	0- 1	0- 0	1- 0				
0- 1	0- 0	0- 0	NEUTRAL	0- 0	0- 0	0- 1				
6- 8	0- 0	0- 2	CONFERENCE	0- 0	1- 2	5- 4				
2- 4	0- 0	0- 1	HOME	0- 0	0- 1	2- 2				
4- 4	0- 0	0- 1	AWAY	0- 0	1- 1	3- 2				
0- 0	0- 0	0- 0	NEUTRAL	0- 0	0- 0	0- 0				

RPI 1-25				RPI 26-50				RPI 51-100				RPI 101+ Team's RPI: 213			
RPI	S	Opponent	Score	RPI	S	Opponent	Score	RPI	S	Opponent	Score	RPI	S	Opponent	Score
21	A	Kentucky	48 67	30	A	FGCU	54 67	59	A	Tennessee	46 73	104	A	Liberty	53 73
				30	H	FGCU	47 89					104	H	Liberty	48 57
				38	A	UCF	40 66					108	H	Bethune-Cookman	55 59
				48	A	Penn	41 81					131	H	Holy Cross	63 75
												144	A	North Florida	60 52
												155	A	North Ala.	57 68
												155	H	North Ala.	69 60
												170	A	Jacksonville	52 57
												215	A	Kennesaw St.	67 61
												215	H	Kennesaw St.	67 70
												254	A	Lipscomb	48 34
												254	H	Lipscomb	59 65
												267	H	Tulsa	66 60
												271	N	Saint Francis (PA)	73 78
												276	A	Morehead St.	58 55
												326	A	NJIT	68 49
												326	H	NJIT	72 49
												339	H	Canisius	68 52
LAST 10 Division I															
326	A	NJIT	68 49	144	A	North Florida	60 52								
104	A	Liberty	53 73	254	A	Lipscomb	48 34								
155	H	North Ala.	69 60	326	H	NJIT	72 49								
215	H	Kennesaw St.	67 70	104	H	Liberty	48 57								
30	A	FGCU	54 67	155	A	North Ala.	57 68								

Non-Div I Games: Palm Beach Atl. 77 46 Trinity Baptist 116 40 Fla. National 80 37

Stetson

Stony Brook

Through Games Of Feb. 27, 2020

Average RPI Win:	253	WON-LOST	WINNING	LAST 10	STRENGTH OF	OPP. STRENGTH	TEAM	ADJ.	CONF.	ADJ CONF.
Average RPI Loss:	186	RECORD	PCT. RANK	GAMES	SCHEDULE	OF SCHEDULE	RPI	RPI	RPI	RPI
DIV. I ONLY	24- 3	10	8-2	326	295	79	79	26	26	
DIV. I NON-CONF.	11- 1	13	0	301	279	68	68	27	27	
TOTALS	RPI 1-25	RPI 26-50	W-L RECORDS	RPI 51-100	RPI 101-150	RPI 150+				
24- 3	0- 0	1- 1	OVERALL	0- 0	1- 0	22- 2				
11- 0	0- 0	1- 0	HOME	0- 0	0- 0	10- 0				
11- 3	0- 0	0- 1	AWAY	0- 0	0- 0	11- 2				
2- 0	0- 0	0- 0	NEUTRAL	0- 0	1- 0	1- 0				
11- 1	0- 0	1- 1	NON-CONFERENCE	0- 0	1- 0	9- 0				
4- 0	0- 0	1- 0	HOME	0- 0	0- 0	3- 0				
5- 1	0- 0	0- 1	AWAY	0- 0	0- 0	5- 0				
2- 0	0- 0	0- 0	NEUTRAL	0- 0	1- 0	1- 0				
13- 2	0- 0	0- 0	CONFERENCE	0- 0	0- 0	13- 2				
7- 0	0- 0	0- 0	HOME	0- 0	0- 0	7- 0				
6- 2	0- 0	0- 0	AWAY	0- 0	0- 0	6- 2				
0- 0	0- 0	0- 0	NEUTRAL	0- 0	0- 0	0- 0				

RPI 1-25				RPI 26-50				RPI 51-100				Team's RPI: 79		RPI 101+			
RPI	S	Opponent	Score	RPI	S	Opponent	Score	RPI	S	Opponent	Score			RPI	S	Opponent	Score
				39	A	Arkansas	58 88							146	N	Western Mich.	50 47
				50	H	Bucknell	78 73							167	A	Binghamton	67 60
														167	H	Binghamton	58 54
														173	A	Maine	62 64
														173	H	Maine	73 69
														206	H	Manhattan	59 54
														227	A	UMass Lowell	89 69
														227	H	UMass Lowell	60 41
														228	H	Iona	59 40
														241	N	Morgan St.	63 56
														274	A	New Hampshire	53 44
														274	H	New Hampshire	52 50
														281	A	Wagner	66 45
														286	A	UMBC	66 49
														286	H	UMBC	57 45
														292	A	Pittsburgh	59 56
														297	A	Vermont	72 68
														297	H	Vermont	67 49
														312	H	Sacred Heart	54 50
														314	A	St. Francis Brooklyn	86 73
														319	A	Hofstra	81 38
														321	A	Albany (NY)	73 53
														330	A	LIU Brooklyn	80 49
														345	A	Hartford	67 70
														345	H	Hartford	66 55
LAST 10 Division I																	
				345	A	Hartford	67 70			227	A	UMass Lowell	89 69				
				173	A	Maine	62 64			286	A	UMBC	66 49				
				297	A	Vermont	72 68			227	H	UMass Lowell	60 41				
				167	H	Binghamton	58 54			167	A	Binghamton	67 60				
				274	H	New Hampshire	52 50			321	A	Albany (NY)	73 53				

Non-Div I Games: Molloy 66 49

Stony Brook

Loss, Non-Conf, S Site, H Home A Away N Neutral

## Syracuse

Through Games Of Feb. 27, 2020

Average RPI Win:	164	WON-LOST	WINNING	LAST 10	STRENGTH OF	OPP. STRENGTH	TEAM	ADJ.	CONF.	ADJ CONF.
Average RPI Loss:	57	RECORD	PCT. RANK	GAMES	SCHEDULE	OF SCHEDULE	RPI	RPI	RPI	RPI
DIV. I ONLY	15- 13	160	6-4	60	24	98	98	5	5	
DIV. I NON-CONF.	6- 5	151	0	82	30	122	122	4	4	
TOTALS	RPI 1-25	RPI 26-50	W-L RECORDS	RPI 51-100	RPI 101-150	RPI 150+				
15- 13	1- 4	2- 2	OVERALL	3- 4	2- 3	7- 0				
10- 3	1- 1	2- 1	HOME	1- 1	1- 0	5- 0				
3- 7	0- 2	0- 1	AWAY	1- 2	1- 2	1- 0				
2- 3	0- 1	0- 0	NEUTRAL	1- 1	0- 1	1- 0				
6- 5	0- 2	0- 1	NON-CONFERENCE	2- 1	0- 1	4- 0				
4- 1	0- 1	0- 0	HOME	1- 0	0- 0	3- 0				
0- 1	0- 0	0- 1	AWAY	0- 0	0- 0	0- 0				
2- 3	0- 1	0- 0	NEUTRAL	1- 1	0- 1	1- 0				
9- 8	1- 2	2- 1	CONFERENCE	1- 3	2- 2	3- 0				
6- 2	1- 0	2- 1	HOME	0- 1	1- 0	2- 0				
3- 6	0- 2	0- 0	AWAY	1- 2	1- 2	1- 0				
0- 0	0- 0	0- 0	NEUTRAL	0- 0	0- 0	0- 0				

RPI 1-25				RPI 26-50				RPI 51-100 Team's RPI: 98				RPI 101+			
RPI	S	Opponent	Score	RPI	S	Opponent	Score	RPI	S	Opponent	Score	RPI	S	Opponent	Score
1	H	Oregon	64 81	26	H	Duke	58 88	53	A	Virginia	41 57	112	A	Notre Dame	70 72
6	A	Louisville	58 62	28	H	Florida St.	90 89	60	N	West Virginia	69 71	112	H	Notre Dame	74 63
6	H	Louisville	59 51	34	A	Michigan	76 84	61	H	Ohio	66 54	117	N	Green Bay	73 79
8	N	Stanford	59 77	35	H	Virginia Tech	67 65	70	H	Georgia Tech	64 82	122	A	North Carolina	74 56
23	A	NC State	60 69					71	A	Boston College	89 79	129	A	Wake Forest	60 65
								85	N	Michigan St.	77 63	198	N	Houston	87 62
								96	A	Miami (FL)	62 77	222	H	Clemson	59 46
												286	H	UMBC	82 48
												292	A	Pittsburgh	69 51
												292	H	Pittsburgh	71 53
												321	H	Albany (NY)	75 53
												325	H	UMES	65 50
LAST 10 Division I															
23	A	NC State	60 69	6	H	Louisville	59 51								
112	A	Notre Dame	70 72	71	A	Boston College	89 79								
222	H	Clemson	59 46	53	A	Virginia	41 57								
292	H	Pittsburgh	71 53	35	H	Virginia Tech	67 65								
122	A	North Carolina	74 56	129	A	Wake Forest	60 65								

Non-Div I Games:

Syracuse

■ Loss, 
■ Non-Conf, 
■ S Site, 
■ H Home 
■ A Away 
N Neutral

Average RPI Win:	121	WON-LOST	WINNING	LAST 10	STRENGTH OF	OPP. STRENGTH	TEAM	ADJ.	CONF.	ADJ CONF.
Average RPI Loss:	44	RECORD	PCT. RANK	GAMES	SCHEDULE	OF SCHEDULE	RPI	RPI	RPI	RPI
DIV. I ONLY	20- 6	36	7-3	19	25	19	19	3	3	
DIV. I NON-CONF.	9- 2	37	0	103	93	32	32	3	3	
TOTALS	RPI 1-25	RPI 26-50	W-L RECORDS	RPI 51-100	RPI 101-150	RPI 150+				
20- 6	0- 3	3- 1	OVERALL	7- 1	5- 1	5- 0				
12- 3	0- 1	1- 1	HOME	4- 0	4- 1	3- 0				
8- 3	0- 2	2- 0	AWAY	3- 1	1- 0	2- 0				
0- 0	0- 0	0- 0	NEUTRAL	0- 0	0- 0	0- 0				
9- 2	0- 1	0- 0	NON-CONFERENCE	1- 1	3- 0	5- 0				
7- 0	0- 0	0- 0	HOME	1- 0	3- 0	3- 0				
2- 2	0- 1	0- 0	AWAY	0- 1	0- 0	2- 0				
0- 0	0- 0	0- 0	NEUTRAL	0- 0	0- 0	0- 0				
11- 4	0- 2	3- 1	CONFERENCE	6- 0	2- 1	0- 0				
5- 3	0- 1	1- 1	HOME	3- 0	1- 1	0- 0				
6- 1	0- 1	2- 0	AWAY	3- 0	1- 0	0- 0				
0- 0	0- 0	0- 0	NEUTRAL	0- 0	0- 0	0- 0				

RPI	S	Opponent	Score	RPI	S	Opponent	Score	RPI	S	Opponent	Score	RPI	S	Opponent	Score
4	A	Baylor	62 81	44	A	Texas	65 63	56	A	Iowa St.	77 74	101	H	Boise St.	77 65
4	H	Baylor	57 66	44	H	Texas	67 77	56	H	Iowa St.	82 72	106	H	Auburn	80 65
18	A	Texas A&M	68 70	46	A	Oklahoma St.	72 68	57	A	Middle Tenn.	70 82	113	A	Kansas	87 74
				46	H	Oklahoma St.	49 37	60	H	West Virginia	73 60	113	H	Kansas	73 59
								61	H	Ohio	79 72	132	H	Robert Morris	66 61
								66	A	Oklahoma	82 63	138	H	Texas Tech	76 80
								92	A	Kansas St.	54 52	188	H	Cornell	59 49
								92	H	Kansas St.	65 61	223	A	SMU	57 56
												255	H	Texas St.	79 52
												268	H	Nicholls St.	72 47
												295	A	Army West Point	66 52
LAST 10 Division I															
44	H	Texas	67 77	113	A	Kansas	87 74								
46	H	Oklahoma St.	49 37	92	H	Kansas St.	65 61								
92	A	Kansas St.	54 52	46	A	Oklahoma St.	72 68								
56	H	Iowa St.	82 72	60	H	West Virginia	73 60								
4	A	Baylor	62 81	4	H	Baylor	57 66								

Non-Div I Games:

TCU

Average RPI Win:	156	WON-LOST	WINNING	LAST 10	STRENGTH OF	OPP. STRENGTH	TEAM	ADJ.	CONF.	ADJ CONF.
Average RPI Loss:	101	RECORD	PCT. RANK	GAMES	SCHEDULE	OF SCHEDULE	RPI	RPI	RPI	RPI
DIV. I ONLY	15- 12	148	4-6	50	82	94	94	9	9	
DIV. I NON-CONF.	8- 5	117	1-0	35	80	63	63	10	10	
TOTALS	RPI 1-25	RPI 26-50	W-L RECORDS	RPI 51-100	RPI 101-150	RPI 150+				
15- 12	0- 2	3- 3	OVERALL	2- 2	1- 1	9- 4				
10- 4	0- 2	2- 1	HOME	2- 0	1- 0	5- 1				
5- 6	0- 0	1- 1	AWAY	0- 2	0- 0	4- 3				
0- 2	0- 0	0- 1	NEUTRAL	0- 0	0- 1	0- 0				
8- 5	0- 1	2- 2	NON-CONFERENCE	1- 0	1- 1	4- 1				
5- 2	0- 1	1- 1	HOME	1- 0	1- 0	2- 0				
3- 1	0- 0	1- 0	AWAY	0- 0	0- 0	2- 1				
0- 2	0- 0	0- 1	NEUTRAL	0- 0	0- 1	0- 0				
7- 7	0- 1	1- 1	CONFERENCE	1- 2	0- 0	5- 3				
5- 2	0- 1	1- 0	HOME	1- 0	0- 0	3- 1				
2- 5	0- 0	0- 1	AWAY	0- 2	0- 0	2- 2				
0- 0	0- 0	0- 0	NEUTRAL	0- 0	0- 0	0- 0				

RPI	S	Opponent	Score	RPI	S	Opponent	Score	RPI	S	Opponent	Score	RPI	S	Opponent	Score
2	H	South Carolina	71 78	30	H	FGCU	67 93	72	A	South Fla.	51 99	122	N	North Carolina	58 71
5	H	UConn	54 83	38	A	UCF	64 67	72	H	South Fla.	69 66	124	H	Duquesne	85 72
				38	H	UCF	67 65	76	H	Villanova	74 69	166	A	Wichita St.	70 72
				43	N	Creighton	59 69	80	A	Cincinnati	81 86	166	H	Wichita St.	75 85
				48	H	Penn	76 72					177	A	Towson	74 59
				50	A	Bucknell	72 61					191	A	La Salle	72 69
												193	H	Memphis	78 64
												198	A	Houston	61 58
												198	H	Houston	76 75
												223	H	SMU	85 62
												231	H	Fairfield	77 59
												235	A	Saint Joseph's	63 67
												247	A	East Carolina	50 56
												256	H	Xavier	78 65
												267	A	Tulsa	74 65
LAST 10 Division I															
				38	A	UCF	64 67	166	H	Wichita St.	75 85				
				247	A	East Carolina	50 56	38	H	UCF	67 65				
				193	H	Memphis	78 64	80	A	Cincinnati	81 86				
				198	H	Houston	76 75	48	H	Penn	76 72				
				72	A	South Fla.	51 99	166	A	Wichita St.	70 72				

Non-Div I Games:

Temple

## Tennessee

Through Games Of Feb. 27, 2020

Average RPI Win:	200	WON-LOST	WINNING	LAST 10	STRENGTH OF	OPP. STRENGTH	TEAM	ADJ.	CONF.	ADJ CONF.
Average RPI Loss:	20	RECORD	PCT. RANK	GAMES	SCHEDULE	OF SCHEDULE	RPI	RPI	RPI	RPI
DIV. I ONLY	19- 9	67	4-6	101	57	59	59	4	4	
DIV. I NON-CONF.	10- 3	57	0-1	268	139	108	108	5	5	
TOTALS	RPI 1-25	RPI 26-50	W-L RECORDS	RPI 51-100	RPI 101-150	RPI 150+				
19- 9	0- 6	1- 3	OVERALL	2- 0	4- 0	12- 0				
13- 3	0- 2	1- 1	HOME	2- 0	1- 0	9- 0				
6- 6	0- 4	0- 2	AWAY	0- 0	3- 0	3- 0				
0- 0	0- 0	0- 0	NEUTRAL	0- 0	0- 0	0- 0				
10- 3	0- 2	0- 1	NON-CONFERENCE	0- 0	1- 0	9- 0				
7- 1	0- 0	0- 1	HOME	0- 0	0- 0	7- 0				
3- 2	0- 2	0- 0	AWAY	0- 0	1- 0	2- 0				
0- 0	0- 0	0- 0	NEUTRAL	0- 0	0- 0	0- 0				
9- 6	0- 4	1- 2	CONFERENCE	2- 0	3- 0	3- 0				
6- 2	0- 2	1- 0	HOME	2- 0	1- 0	2- 0				
3- 4	0- 2	0- 2	AWAY	0- 0	2- 0	1- 0				
0- 0	0- 0	0- 0	NEUTRAL	0- 0	0- 0	0- 0				

RPI	S	Opponent	Score	RPI	S	Opponent	Score	RPI	S	Opponent	Score	RPI	S	Opponent	Score
2	A	South Carolina	48 69	33	A	LSU	65 75	52	H	Alabama	65 63	112	A	Notre Dame	74 63
5	A	UConn	45 60	33	H	LSU	63 58	69	H	Georgia	73 56	118	A	Vanderbilt	78 69
8	A	Stanford	51 78	39	A	Arkansas	75 83					118	H	Vanderbilt	67 63
12	H	Mississippi St.	55 72	44	H	Texas	60 66					127	A	Florida	78 50
18	H	Texas A&M	71 73									161	H	Missouri	77 66
21	A	Kentucky	76 80									213	H	Stetson	73 46
												218	A	Portland St.	88 61
												242	H	Central Ark.	63 36
												249	H	Howard	88 38
												277	H	Air Force	81 54
												282	H	Colorado St.	79 41
												287	A	Ole Miss	84 28
												287	H	Ole Miss	77 66
												289	A	ETSU	72 68
												335	H	Ark.-Pine Bluff	92 51
												336	H	Tennessee St.	73 43
LAST 10 Division I															
287	H	Ole Miss	77 66	12	H	Mississippi St.	55 72								
118	H	Vanderbilt	67 63	2	A	South Carolina	48 69								
39	A	Arkansas	75 83	118	A	Vanderbilt	78 69								
18	H	Texas A&M	71 73	33	H	LSU	63 58								
33	A	LSU	65 75	5	A	UConn	45 60								

Non-Div I Games:

Tennessee

■ Loss, 
■ Non-Conf, 
■ S Site, 
■ H Home 
■ A Away 
N Neutral

Average RPI Win:	257	WON-LOST	WINNING	LAST 10	STRENGTH OF	OPP. STRENGTH	TEAM	ADJ.	CONF.	ADJ CONF.
Average RPI Loss:	192	RECORD	PCT. RANK	GAMES	SCHEDULE	OF SCHEDULE	RPI	RPI	RPI	RPI
DIV. I ONLY	2- 23	346	2-8	216	283	336	336	20	20	
DIV. I NON-CONF.	0- 8	338	0	141	257	327	327	23	23	
TOTALS	RPI 1-25	RPI 26-50	W-L RECORDS	RPI 51-100	RPI 101-150	RPI 150+				
2- 23	0- 1	0- 0	OVERALL	0- 3	0- 3	2- 16				
1- 12	0- 0	0- 0	HOME	0- 0	0- 2	1- 10				
1- 11	0- 1	0- 0	AWAY	0- 3	0- 1	1- 6				
0- 0	0- 0	0- 0	NEUTRAL	0- 0	0- 0	0- 0				
0- 8	0- 1	0- 0	NON-CONFERENCE	0- 1	0- 2	0- 4				
0- 5	0- 0	0- 0	HOME	0- 0	0- 2	0- 3				
0- 3	0- 1	0- 0	AWAY	0- 1	0- 0	0- 1				
0- 0	0- 0	0- 0	NEUTRAL	0- 0	0- 0	0- 0				
2- 15	0- 0	0- 0	CONFERENCE	0- 2	0- 1	2- 12				
1- 7	0- 0	0- 0	HOME	0- 0	0- 0	1- 7				
1- 8	0- 0	0- 0	AWAY	0- 2	0- 1	1- 5				
0- 0	0- 0	0- 0	NEUTRAL	0- 0	0- 0	0- 0				

RPI S	Opponent	Score	RPI S	Opponent	Score	RPI S	Opponent	Score	RPI S	Opponent	Score	Team's RPI: 336
22	A Arizona	42 77				51	A Belmont	58 70	111	A Southeast Mo. St.	54 83	
						55	A UT Martin	71 88	118	H Vanderbilt	55 106	
						59	A Tennessee	43 73	128	H Columbia	65 75	
									155	H North Ala.	63 88	
									178	A Austin Peay	58 76	
									178	H Austin Peay	55 87	
									205	A Tennessee Tech	47 88	
									205	H Tennessee Tech	69 81	
									207	H Eastern Ill.	52 73	
									226	A Murray St.	62 100	
									226	H Murray St.	96 81	
									243	A South Alabama	48 70	
									252	A Jacksonville St.	48 70	
									252	H Jacksonville St.	45 63	
									254	H Lipscomb	64 74	
									276	A Morehead St.	60 69	
									276	H Morehead St.	47 84	
									288	A Eastern Ky.	67 64	
									288	H Eastern Ky.	55 61	
									332	H Alcorn	57 62	
									337	H SIUE	63 76	
LAST 10 Division I												
252	H Jacksonville St.	45 63	226	H Murray St.	96 81							
276	A Morehead St.	60 69	178	H Austin Peay	55 87							
288	A Eastern Ky.	67 64	205	A Tennessee Tech	47 88							
205	H Tennessee Tech	69 81	252	A Jacksonville St.	48 70							
51	A Belmont	58 70	226	A Murray St.	62 100							

Non-Div I Games: Wilberforce 83 65 Fisk 91 50

Tennessee St.

Loss, Non-Conf, S Site, H Home A Away N Neutral

Average RPI Win:	279	WON-LOST	WINNING	LAST 10	STRENGTH OF	OPP. STRENGTH	TEAM	ADJ.	CONF.	ADJ CONF.
Average RPI Loss:	104	RECORD	PCT. RANK	GAMES	SCHEDULE	OF SCHEDULE	RPI	RPI	RPI	RPI
DIV. I ONLY	15- 11	133	3-7	316	203	205	205	20	20	
DIV. I NON-CONF.	5- 4	140	0	345	118	239	239	23	23	
TOTALS	RPI 1-25	RPI 26-50	W-L RECORDS	RPI 51-100	RPI 101-150	RPI 150+				
15- 11	0- 0	0- 0	OVERALL	0- 6	0- 3	15- 2				
7- 4	0- 0	0- 0	HOME	0- 2	0- 1	7- 1				
7- 6	0- 0	0- 0	AWAY	0- 4	0- 2	7- 0				
1- 1	0- 0	0- 0	NEUTRAL	0- 0	0- 0	1- 1				
5- 4	0- 0	0- 0	NON-CONFERENCE	0- 2	0- 1	5- 1				
2- 0	0- 0	0- 0	HOME	0- 0	0- 0	2- 0				
2- 3	0- 0	0- 0	AWAY	0- 2	0- 1	2- 0				
1- 1	0- 0	0- 0	NEUTRAL	0- 0	0- 0	1- 1				
10- 7	0- 0	0- 0	CONFERENCE	0- 4	0- 2	10- 1				
5- 4	0- 0	0- 0	HOME	0- 2	0- 1	5- 1				
5- 3	0- 0	0- 0	AWAY	0- 2	0- 1	5- 0				
0- 0	0- 0	0- 0	NEUTRAL	0- 0	0- 0	0- 0				

RPI S	Opponent	Score	RPI S	Opponent	Score	RPI S	Opponent	Score	RPI S	Opponent	Score	Team's RPI: 205
						51	A Belmont	52 68	111	A Southeast Mo. St.	72 87	
						51	H Belmont	47 59	111	H Southeast Mo. St.	59 72	
						55	A UT Martin	62 71	118	A Vanderbilt	61 75	
						55	H UT Martin	65 86	160	A Samford	72 57	
						57	A Middle Tenn.	58 64	178	H Austin Peay	58 49	
						100	A Southern Ill.	65 76	181	N Northern Ill.	74 82	
									207	A Eastern Ill.	75 62	
									226	H Murray St.	77 72	
									252	H Jacksonville St.	50 66	
									254	H Lipscomb	78 58	
									276	A Morehead St.	75 55	
									276	H Morehead St.	82 75	
									288	A Eastern Ky.	60 42	
									288	H Eastern Ky.	87 82	
									333	N Detroit Mercy	69 47	
									336	A Tennessee St.	81 69	
									336	H Tennessee St.	88 47	
									337	A SIUE	65 50	
									340	A Western Caro.	62 58	
									347	H La.-Monroe	75 68	
LAST 10 Division I												
						51	A Belmont	52 68	111	A Southeast Mo. St.	72 87	
						111	H Southeast Mo. St.	59 72	55	A UT Martin	62 71	
						55	H UT Martin	65 86	336	H Tennessee St.	88 47	
						336	A Tennessee St.	81 69	51	H Belmont	47 59	
						252	H Jacksonville St.	50 66	288	H Eastern Ky.	87 82	

Non-Div I Games: Tenn. Wesleyan 94 45 Cumberland (TN) 88 51

Tennessee Tech

■ Loss, 
 ■ Non-Conf, 
 ■ S Site, 
 ■ Home 
 ■ A Away 
 N Neutral



Average RPI Win:	136	WON-LOST	WINNING	LAST 10	STRENGTH OF	OPP. STRENGTH	TEAM	ADJ.	CONF.	ADJ CONF.
Average RPI Loss:	67	RECORD	PCT. RANK	GAMES	SCHEDULE	OF SCHEDULE	RPI	RPI	RPI	RPI
DIV. I ONLY	17- 10	88	6-4	22	59	44	44	3	3	
DIV. I NON-CONF.	8- 4	90	0	95	148	87	87	3	3	
TOTALS	RPI 1-25	RPI 26-50	W-L RECORDS	RPI 51-100	RPI 101-150	RPI 150+				
17- 10	2- 4	1- 0	OVERALL	6- 4	3- 1	5- 1				
9- 5	1- 3	0- 0	HOME	2- 2	2- 0	4- 0				
7- 4	1- 0	1- 0	AWAY	4- 2	1- 1	0- 1				
1- 1	0- 1	0- 0	NEUTRAL	0- 0	0- 0	1- 0				
8- 4	1- 2	0- 0	NON-CONFERENCE	2- 1	0- 0	5- 1				
6- 1	1- 1	0- 0	HOME	1- 0	0- 0	4- 0				
1- 2	0- 0	0- 0	AWAY	1- 1	0- 0	0- 1				
1- 1	0- 1	0- 0	NEUTRAL	0- 0	0- 0	1- 0				
9- 6	1- 2	1- 0	CONFERENCE	4- 3	3- 1	0- 0				
3- 4	0- 2	0- 0	HOME	1- 2	2- 0	0- 0				
6- 2	1- 0	1- 0	AWAY	3- 1	1- 1	0- 0				
0- 0	0- 0	0- 0	NEUTRAL	0- 0	0- 0	0- 0				

RPI 1-25				RPI 26-50				Team's RPI: 44				RPI 51-100				RPI 101+			
RPI	S	Opponent	Score	RPI	S	Opponent	Score	RPI	S	Opponent	Score	RPI	S	Opponent	Score	RPI	S	Opponent	Score
4	H	Baylor	44 64	46	A	Oklahoma St.	61 56	56	A	Iowa St.	81 75	113	A	Kansas	67 82				
8	H	Stanford	69 64					56	H	Iowa St.	51 69	113	H	Kansas	85 77				
19	A	TCU	77 67					59	A	Tennessee	66 60	138	A	Texas Tech	81 66				
19	H	TCU	63 65					60	A	West Virginia	63 68	138	H	Texas Tech	92 66				
22	H	Arizona	58 83					60	H	West Virginia	50 44	208	A	Hawaii	60 73				
23	N	NC State	73 84					61	H	Ohio	73 60	245	H	Southern U.	93 39				
								66	A	Oklahoma	70 53	260	N	North Texas	63 57				
								72	A	South Fla.	57 64	306	H	UTRGV	85 69				
								92	A	Kansas St.	71 63	310	H	UTSA	84 53				
								92	H	Kansas St.	54 60	334	H	Northwestern St.	91 49				
LAST 10 Division I																			
19	A	TCU	77 67	138	A	Texas Tech	81 66	4	H	Baylor	44 64								
92	H	Kansas St.	54 60	66	A	Oklahoma	70 53	46	A	Oklahoma St.	61 56								
60	H	West Virginia	50 44	113	A	Kansas	67 82	56	H	Iowa St.	51 69								

Non-Div I Games:

Texas

■ Loss, 
 ■ Non-Conf, S Site, 
 ■ Home 
 ■ Away 
 N Neutral

Average RPI Win:	113	WON-LOST	WINNING	LAST 10	STRENGTH OF	OPP. STRENGTH	TEAM	ADJ.	CONF.	ADJ CONF.
Average RPI Loss:	30	RECORD	PCT. RANK	GAMES	SCHEDULE	OF SCHEDULE	RPI	RPI	RPI	RPI
DIV. I ONLY	22- 6	29	7-3	25	15	18	18	4	4	
DIV. I NON-CONF.	12- 1	10	0	34	26	7	7	5	5	
TOTALS	RPI 1-25	RPI 26-50	W-L RECORDS	RPI 51-100	RPI 101-150	RPI 150+				
22- 6	1- 2	3- 3	OVERALL	9- 1	3- 0	6- 0				
14- 2	1- 0	2- 1	HOME	2- 1	3- 0	6- 0				
6- 3	0- 2	1- 1	AWAY	5- 0	0- 0	0- 0				
2- 1	0- 0	0- 1	NEUTRAL	2- 0	0- 0	0- 0				
12- 1	1- 0	2- 1	NON-CONFERENCE	5- 0	0- 0	4- 0				
8- 0	1- 0	2- 0	HOME	1- 0	0- 0	4- 0				
2- 0	0- 0	0- 0	AWAY	2- 0	0- 0	0- 0				
2- 1	0- 0	0- 1	NEUTRAL	2- 0	0- 0	0- 0				
10- 5	0- 2	1- 2	CONFERENCE	4- 1	3- 0	2- 0				
6- 2	0- 0	0- 1	HOME	1- 1	3- 0	2- 0				
4- 3	0- 2	1- 1	AWAY	3- 0	0- 0	0- 0				
0- 0	0- 0	0- 0	NEUTRAL	0- 0	0- 0	0- 0				

RPI	S	Opponent	Score	RPI	S	Opponent	Score	RPI	S	Opponent	Score	RPI	S	Opponent	Score
12	A	Mississippi St.	57 69	26	H	Duke	79 58	52	A	Alabama	79 74	106	H	Auburn	84 54
19	H	TCU	70 68	28	N	Florida St.	58 80	52	H	Alabama	63 76	118	H	Vanderbilt	74 53
21	A	Kentucky	54 76	33	A	LSU	58 59	59	A	Tennessee	73 71	127	H	Florida	69 42
				33	H	LSU	54 57	65	A	Rice	62 61	161	H	Missouri	72 53
				39	A	Arkansas	84 77	69	A	Georgia	64 47	195	H	Little Rock	78 35
				46	H	Oklahoma St.	74 62	69	H	Georgia	64 63	198	H	Houston	72 43
								70	N	Georgia Tech	60 48	242	H	Central Ark.	76 46
								82	A	Southern California	74 64	287	H	Ole Miss	79 35
								86	N	Montana St.	78 67	293	H	Prairie View	80 38
								87	H	A&M-Corpus Christi	85 48				
LAST 10 Division I															
52	H	Alabama	63 76	12	A	Mississippi St.	57 69								
106	H	Auburn	84 54	33	A	LSU	58 59								
69	A	Georgia	64 47	69	H	Georgia	64 63								
59	A	Tennessee	73 71	161	H	Missouri	72 53								
118	H	Vanderbilt	74 53	52	A	Alabama	79 74								

Non-Div I Games:

Texas A&amp;M

## Texas Southern

Through Games Of Feb. 27, 2020

Average RPI Win:	272	WON-LOST	WINNING	LAST 10	STRENGTH OF	OPP. STRENGTH	TEAM	ADJ.	CONF.	ADJ CONF.
Average RPI Loss:	108	RECORD	PCT. RANK	GAMES	SCHEDULE	OF SCHEDULE	RPI	RPI	RPI	RPI
DIV. I ONLY	16- 9	86	8-2	280	280	147	147	32	32	
DIV. I NON-CONF.	5- 6	187	0	29	25	50	50	31	31	
TOTALS	RPI 1-25	RPI 26-50	W-L RECORDS	RPI 51-100	RPI 101-150	RPI 150+				
16- 9	0- 2	0- 0	OVERALL	1- 2	1- 2	14- 3				
7- 1	0- 0	0- 0	HOME	1- 0	0- 0	6- 1				
9- 6	0- 2	0- 0	AWAY	0- 2	1- 0	8- 2				
0- 2	0- 0	0- 0	NEUTRAL	0- 0	0- 2	0- 0				
5- 6	0- 2	0- 0	NON-CONFERENCE	1- 2	1- 2	3- 0				
1- 0	0- 0	0- 0	HOME	1- 0	0- 0	0- 0				
4- 4	0- 2	0- 0	AWAY	0- 2	1- 0	3- 0				
0- 2	0- 0	0- 0	NEUTRAL	0- 0	0- 2	0- 0				
11- 3	0- 0	0- 0	CONFERENCE	0- 0	0- 0	11- 3				
6- 1	0- 0	0- 0	HOME	0- 0	0- 0	6- 1				
5- 2	0- 0	0- 0	AWAY	0- 0	0- 0	5- 2				
0- 0	0- 0	0- 0	NEUTRAL	0- 0	0- 0	0- 0				

RPI 1-25				RPI 26-50				RPI 51-100				RPI 101+ Team's RPI: 147			
RPI	S	Opponent	Score	RPI	S	Opponent	Score	RPI	S	Opponent	Score	RPI	S	Opponent	Score
1	A	Oregon	63 99					56	A	Iowa St.	59 79	107	A	UT Arlington	74 63
13	A	Gonzaga	45 80					65	H	Rice	63 56	110	N	Utah	52 61
								77	A	Colorado	50 74	119	N	UAB	68 84
												152	A	Jackson St.	79 81
												152	H	Jackson St.	61 72
												159	A	Tulane	72 62
												208	A	Hawaii	74 57
												245	H	Southern U.	61 56
												248	A	Alabama A&M	65 58
												293	A	Prairie View	47 50
												293	H	Prairie View	88 65
												306	A	UTRGV	71 44
												327	A	Alabama St.	81 54
												332	H	Alcorn	105 70
												335	A	Ark.-Pine Bluff	77 46
												335	H	Ark.-Pine Bluff	78 77
												346	A	Grambling	89 85
												346	H	Grambling	85 62
												351	A	Mississippi Val.	86 79
												351	H	Mississippi Val.	88 58
LAST 10 Division I															
335	A	Ark.-Pine Bluff	77 46	327	A	Alabama St.	81 54								
351	A	Mississippi Val.	86 79	248	A	Alabama A&M	65 58								
346	H	Grambling	85 62	335	H	Ark.-Pine Bluff	78 77								
152	H	Jackson St.	61 72	351	H	Mississippi Val.	88 58								
293	A	Prairie View	47 50	346	A	Grambling	89 85								

Non-Div I Games:

Texas Southern

■ Loss, 
 ■ Non-Conf, 
 ■ S Site, 
 ■ Home 
 ■ A Away 
 N Neutral

Average RPI Win: <b>212</b>	WON-LOST	WINNING	LAST 10	STRENGTH OF	OPP. STRENGTH	TEAM	ADJ.	CONF.	ADJ CONF.
Average RPI Loss: <b>176</b>	RECORD	PCT. RANK	GAMES	SCHEDULE	OF SCHEDULE	RPI	RPI	RPI	RPI
DIV. I ONLY	9- 15	251	4-6	203	224	255	255	21	21
DIV. I NON-CONF.	5- 4	140	0	213	224	141	141	20	20
TOTALS	RPI 1-25	RPI 26-50	W-L RECORDS	RPI 51-100	RPI 101-150	RPI 150+			
9- 15	0- 1	0- 1	OVERALL	1- 2	1- 2	7- 9			
6- 6	0- 0	0- 0	HOME	1- 1	1- 0	4- 5			
3- 9	0- 1	0- 1	AWAY	0- 1	0- 2	3- 4			
0- 0	0- 0	0- 0	NEUTRAL	0- 0	0- 0	0- 0			
5- 4	0- 1	0- 0	NON-CONFERENCE	1- 0	0- 1	4- 2			
4- 0	0- 0	0- 0	HOME	1- 0	0- 0	3- 0			
1- 4	0- 1	0- 0	AWAY	0- 0	0- 1	1- 2			
0- 0	0- 0	0- 0	NEUTRAL	0- 0	0- 0	0- 0			
4- 11	0- 0	0- 1	CONFERENCE	0- 2	1- 1	3- 7			
2- 6	0- 0	0- 0	HOME	0- 1	1- 0	1- 5			
2- 5	0- 0	0- 1	AWAY	0- 1	0- 1	2- 2			
0- 0	0- 0	0- 0	NEUTRAL	0- 0	0- 0	0- 0			

RPI 1-25				RPI 26-50				RPI 51-100				RPI 101+ Team's RPI: 255			
RPI	S	Opponent	Score	RPI	S	Opponent	Score	RPI	S	Opponent	Score	RPI	S	Opponent	Score
19	A	TCU	52 <b>79</b>	47	A	Troy	50 <b>84</b>	87	H	A&M-Corpus Christi	57 48	107	A	UT Arlington	49 <b>69</b>
								93	A	Coastal Caro.	67 <b>75</b>	107	H	UT Arlington	72 55
								93	H	Coastal Caro.	59 <b>69</b>	113	A	Kansas	48 <b>68</b>
												158	H	New Orleans	51 49
												165	A	Dartmouth	61 51
												195	A	Little Rock	50 47
												195	H	Little Rock	66 <b>78</b>
												197	H	Louisiana	67 <b>73</b>
												211	A	Oral Roberts	57 <b>63</b>
												239	A	Appalachian St.	65 <b>73</b>
												239	H	Appalachian St.	47 <b>59</b>
												241	A	Morgan St.	62 <b>72</b>
												243	A	South Alabama	76 <b>78</b>
												257	A	Arkansas St.	83 69
												257	H	Arkansas St.	53 <b>56</b>
												300	H	Ga. Southern	72 68
												310	H	UTSA	74 69
												332	H	Alcorn	67 59
												347	H	La.-Monroe	55 <b>58</b>
LAST 10 Division I															
300	H	Ga. Southern	72 68	93	H	Coastal Caro.	59 <b>69</b>	107	H	UT Arlington	72 55				
107	A	UT Arlington	49 <b>69</b>	243	A	South Alabama	76 <b>78</b>	47	A	Troy	50 <b>84</b>				
257	A	Arkansas St.	83 69	197	H	Louisiana	67 <b>73</b>								
195	A	Little Rock	50 47												
239	H	Appalachian St.	47 <b>59</b>												

Non-Div I Games: Texas Lutheran 72 31 Tex. Permian Basin 83 45

Texas St.

■ Loss, 
 ■ Non-Conf, 
 ■ S Site, 
 ■ Home 
 ■ A Away 
 N Neutral

Average RPI Win:	217	WON-LOST	WINNING	LAST 10	STRENGTH OF	OPP. STRENGTH	TEAM	ADJ.	CONF.	ADJ CONF.
Average RPI Loss:	56	RECORD	PCT. RANK	GAMES	SCHEDULE	OF SCHEDULE	RPI	RPI	RPI	RPI
DIV. I ONLY	16- 10	94	4-6	211	75	138	138	3	3	
DIV. I NON-CONF.	11- 0	1	0	350	344	162	162	3	3	
TOTALS	RPI 1-25	RPI 26-50	W-L RECORDS	RPI 51-100	RPI 101-150	RPI 150+				
16- 10	1- 2	1- 3	OVERALL	2- 4	2- 1	10- 0				
12- 4	0- 1	1- 1	HOME	1- 2	1- 0	9- 0				
3- 6	1- 1	0- 2	AWAY	1- 2	1- 1	0- 0				
1- 0	0- 0	0- 0	NEUTRAL	0- 0	0- 0	1- 0				
11- 0	0- 0	0- 0	NON-CONFERENCE	0- 0	1- 0	10- 0				
9- 0	0- 0	0- 0	HOME	0- 0	0- 0	9- 0				
1- 0	0- 0	0- 0	AWAY	0- 0	1- 0	0- 0				
1- 0	0- 0	0- 0	NEUTRAL	0- 0	0- 0	1- 0				
5- 10	1- 2	1- 3	CONFERENCE	2- 4	1- 1	0- 0				
3- 4	0- 1	1- 1	HOME	1- 2	1- 0	0- 0				
2- 6	1- 1	0- 2	AWAY	1- 2	0- 1	0- 0				
0- 0	0- 0	0- 0	NEUTRAL	0- 0	0- 0	0- 0				

RPI	S	Opponent	Score	RPI	S	Opponent	Score	RPI	S	Opponent	Score	RPI	S	Opponent	Score	Team's RPI: 138
4	A	Baylor	79 87	44	A	Texas	66 92	56	A	Iowa St.	77 74	113	A	Kansas	50 67	
4	H	Baylor	62 77	44	H	Texas	66 81	56	H	Iowa St.	66 96	113	H	Kansas	89 72	
19	A	TCU	80 76	46	A	Oklahoma St.	58 74	60	A	West Virginia	60 67	115	A	San Diego	64 60	
				46	H	Oklahoma St.	109 79	66	H	Oklahoma	89 84	151	H	Sam Houston St.	99 57	
								92	A	Kansas St.	70 84	287	H	Ole Miss	84 48	
								92	H	Kansas St.	72 76	293	H	Prairie View	82 48	
												310	H	UTSA	115 58	
												318	H	Houston Baptist	59 51	
												334	H	Northwestern St.	79 49	
												335	H	Ark.-Pine Bluff	81 55	
												338	N	Purdue Fort Wayne	82 48	
												341	H	Florida A&M	98 60	
												347	H	La.-Monroe	83 38	
LAST 10 Division I																
46	A	Oklahoma St.	58 74	44	H	Texas	66 81									
56	A	Iowa St.	77 74	92	A	Kansas St.	70 84									
4	H	Baylor	62 77	46	H	Oklahoma St.	109 79									
60	A	West Virginia	60 67	4	A	Baylor	79 87									
113	H	Kansas	89 72	66	H	Oklahoma	89 84									

Non-Div I Games:

Texas Tech

■ Loss, 
 ■ Non-Conf, 
 S Site, 
 ■ Home 
 ■ Away 
 N Neutral

T  
o  
l  
e  
d  
o

Table 1

Toledo

Page 294

**T  
O  
W  
S  
O  
n**

T  
O  
W  
S  
O  
N

Non-Div I Games:	Chestnut Hill	86	49
------------------	---------------	----	----

Average RPI Win:	220	WON-LOST	WINNING	LAST 10	STRENGTH OF	OPP. STRENGTH	TEAM	ADJ.	CONF.	ADJ CONF.
Average RPI Loss:	82	RECORD	PCT. RANK	GAMES	SCHEDULE	OF SCHEDULE	RPI	RPI	RPI	RPI
DIV. I ONLY	20- 4	24	9-1	177	211	47	47	21	21	
DIV. I NON-CONF.	7- 2	53	0	94	66	25	25	20	20	
TOTALS	RPI 1-25	RPI 26-50	W-L RECORDS	RPI 51-100	RPI 101-150	RPI 150+				
20- 4	0- 1	0- 1	OVERALL	1- 1	3- 0	16- 1				
10- 1	0- 0	0- 0	HOME	1- 0	1- 0	8- 1				
8- 3	0- 1	0- 1	AWAY	0- 1	1- 0	7- 0				
2- 0	0- 0	0- 0	NEUTRAL	0- 0	1- 0	1- 0				
7- 2	0- 1	0- 1	NON-CONFERENCE	0- 0	2- 0	5- 0				
2- 0	0- 0	0- 0	HOME	0- 0	0- 0	2- 0				
3- 2	0- 1	0- 1	AWAY	0- 0	1- 0	2- 0				
2- 0	0- 0	0- 0	NEUTRAL	0- 0	1- 0	1- 0				
13- 2	0- 0	0- 0	CONFERENCE	1- 1	1- 0	11- 1				
8- 1	0- 0	0- 0	HOME	1- 0	1- 0	6- 1				
5- 1	0- 0	0- 0	AWAY	0- 1	0- 0	5- 0				
0- 0	0- 0	0- 0	NEUTRAL	0- 0	0- 0	0- 0				

RPI 1-25				RPI 26-50				Team's RPI: 47				RPI 51-100				RPI 101+			
RPI	S	Opponent	Score	RPI	S	Opponent	Score	RPI	S	Opponent	Score	RPI	S	Opponent	Score	RPI	S	Opponent	Score
12	A	Mississippi St.	82 122	26	A	Duke	85 99	93	A	Coastal Caro.	103 124	102	N	Kent St.	71 64	107	H	UT Arlington	85 69
								93	H	Coastal Caro.	84 77	108	A	Bethune-Cookman	68 62	160	A	Samford	74 65
												174	N	Toledo	71 64	195	H	Little Rock	77 59
												196	A	Chattanooga	90 51	197	A	Louisiana	67 64
												197	H	Louisiana	73 79	239	A	Appalachian St.	81 61
												239	H	Appalachian St.	84 55	243	H	South Alabama	85 68
												252	H	Jacksonville St.	94 64	255	H	Texas St.	84 50
												257	H	Arkansas St.	79 64	289	H	ETSU	79 61
												300	A	Ga. Southern	79 69	309	A	Georgia St.	71 57
												347	A	La.-Monroe	72 65	347	H	La.-Monroe	77 65
LAST 10 Division I																			
257	H	Arkansas St.	79 64	347	H	La.-Monroe	77 65	243	H	South Alabama	85 68	107	H	UT Arlington	85 69	255	H	Texas St.	84 50
195	H	Little Rock	77 59	257	H	Arkansas St.	79 64	309	A	Georgia St.	71 57	289	H	ETSU	79 61	300	A	Ga. Southern	79 69
239	A	Appalachian St.	81 61	197	A	Louisiana	67 64	103	A	Coastal Caro.	103 124	102	N	Kent St.	71 64	108	A	Bethune-Cookman	68 62
93	A	Coastal Caro.	84 77	26	A	Duke	85 99	174	N	Toledo	71 64	160	A	Samford	74 65	196	A	Chattanooga	90 51
197	A	Louisiana	67 64	12	A	Mississippi St.	82 122	93	H	Coastal Caro.	84 77	195	H	Little Rock	77 59	197	A	Louisiana	67 64

Non-Div I Games: AUM 72 42 Fort Valley St. 101 52

Troy



Average RPI Win: <b>188</b>	WON-LOST	WINNING	LAST 10	STRENGTH OF	OPP. STRENGTH	TEAM	ADJ.	CONF.	ADJ CONF.
Average RPI Loss: <b>101</b>	RECORD	PCT. RANK	GAMES	SCHEDULE	OF SCHEDULE	RPI	RPI	RPI	RPI
DIV. I ONLY	<b>12- 15</b>	<b>209</b>	<b>3-7</b>	<b>71</b>	<b>91</b>	<b>159</b>	<b>159</b>	<b>9</b>	<b>9</b>
DIV. I NON-CONF.	<b>5- 8</b>	<b>221</b>	<b>0</b>	<b>80</b>	<b>103</b>	<b>196</b>	<b>196</b>	<b>10</b>	<b>10</b>
TOTALS	RPI 1-25	RPI 26-50	W-L RECORDS	RPI 51-100	RPI 101-150	RPI 150+			
12- 15	0- 1	1- 2	OVERALL	1- 7	1- 1	9- 4			
7- 9	0- 0	1- 1	HOME	1- 4	0- 1	5- 3			
5- 4	0- 1	0- 0	AWAY	0- 2	1- 0	4- 1			
0- 2	0- 0	0- 1	NEUTRAL	0- 1	0- 0	0- 0			
5- 8	0- 0	0- 2	NON-CONFERENCE	0- 4	1- 1	4- 1			
3- 6	0- 0	0- 1	HOME	0- 3	0- 1	3- 1			
2- 0	0- 0	0- 0	AWAY	0- 0	1- 0	1- 0			
0- 2	0- 0	0- 1	NEUTRAL	0- 1	0- 0	0- 0			
7- 7	0- 1	1- 0	CONFERENCE	1- 3	0- 0	5- 3			
4- 3	0- 0	1- 0	HOME	1- 1	0- 0	2- 2			
3- 4	0- 1	0- 0	AWAY	0- 2	0- 0	3- 1			
0- 0	0- 0	0- 0	NEUTRAL	0- 0	0- 0	0- 0			

RPI	S	Opponent	Score	RPI	S	Opponent	Score	RPI	S	Opponent	Score	RPI	S	Opponent	Score	Team's RPI: 159
5	A	UConn	31 <b>74</b>	33	H	LSU	54 <b>59</b>	52	H	Alabama	56 <b>66</b>	126	A	Washington	64 62	
				38	H	UCF	60 59	57	H	Middle Tenn.	62 <b>64</b>	147	H	Texas Southern	62 <b>72</b>	
				49	N	Charlotte	56 <b>60</b>	71	N	Boston College	76 <b>89</b>	152	H	Jackson St.	82 46	
								72	A	South Fla.	56 <b>63</b>	166	A	Wichita St.	61 56	
								72	H	South Fla.	43 <b>53</b>	166	H	Wichita St.	68 <b>69</b>	
								77	H	Colorado	52 <b>62</b>	193	A	Memphis	62 <b>64</b>	
								80	A	Cincinnati	63 <b>87</b>	193	H	Memphis	59 55	
								80	H	Cincinnati	64 59	198	H	Houston	60 <b>66</b>	
												202	A	Southern Miss.	62 58	
												223	A	SMU	67 66	
												242	H	Central Ark.	65 38	
												243	H	South Alabama	53 <b>62</b>	
												267	A	Tulsa	50 46	
												267	H	Tulsa	64 62	
												300	H	Ga. Southern	56 40	
LAST 10 Division I																
80	A	Cincinnati	63 <b>87</b>	198	H	Houston	60 <b>66</b>									
5	A	UConn	31 <b>74</b>	267	A	Tulsa	50 46									
166	H	Wichita St.	68 <b>69</b>	72	A	South Fla.	56 <b>63</b>									
72	H	South Fla.	43 <b>53</b>	38	H	UCF	60 59									
193	A	Memphis	62 <b>64</b>	80	H	Cincinnati	64 59									

Non-Div I Games:

Tulane

  Loss, 
  Non-Conf, 
  S Site, 
  H Home 
  A Away 
N Neutral

Average RPI Win: <b>247</b>	WON-LOST	WINNING	LAST 10	STRENGTH OF	OPP. STRENGTH	TEAM	ADJ.	CONF.	ADJ CONF.
Average RPI Loss: <b>118</b>	RECORD	PCT. RANK	GAMES	SCHEDULE	OF SCHEDULE	RPI	RPI	RPI	RPI
DIV. I ONLY	7- 20	305	2-8	119	101	267	267	9	9
DIV. I NON-CONF.	5- 8	221	0	104	165	201	201	10	10
TOTALS	RPI 1-25	RPI 26-50	W-L RECORDS	RPI 51-100	RPI 101-150	RPI 150+			
7- 20	0- 1	0- 5	OVERALL	0- 4	0- 1	7- 9			
6- 7	0- 0	0- 2	HOME	0- 3	0- 0	6- 2			
1- 11	0- 1	0- 1	AWAY	0- 1	0- 1	1- 7			
0- 2	0- 0	0- 2	NEUTRAL	0- 0	0- 0	0- 0			
5- 8	0- 0	0- 4	NON-CONFERENCE	0- 1	0- 1	5- 2			
4- 2	0- 0	0- 1	HOME	0- 1	0- 0	4- 0			
1- 4	0- 0	0- 1	AWAY	0- 0	0- 1	1- 2			
0- 2	0- 0	0- 2	NEUTRAL	0- 0	0- 0	0- 0			
2- 12	0- 1	0- 1	CONFERENCE	0- 3	0- 0	2- 7			
2- 5	0- 0	0- 1	HOME	0- 2	0- 0	2- 2			
0- 7	0- 1	0- 0	AWAY	0- 1	0- 0	0- 5			
0- 0	0- 0	0- 0	NEUTRAL	0- 0	0- 0	0- 0			

RPI	S	Opponent	Score	RPI	S	Opponent	Score	RPI	S	Opponent	Score	RPI	S	Opponent	Score	Team's RPI: 267
5	A	UConn	34 <b>92</b>	31	N	Western Ky.	63 <b>76</b>	72	H	South Fla.	52 <b>68</b>	103	A	Abilene Christian	63 <b>73</b>	
				37	N	Marquette	60 <b>61</b>	80	A	Cincinnati	53 <b>78</b>	159	A	Tulane	62 <b>64</b>	
				38	H	UCF	49 <b>62</b>	94	H	Temple	65 <b>74</b>	159	H	Tulane	46 <b>50</b>	
				39	A	Arkansas	41 <b>91</b>	99	H	SFA	63 <b>67</b>	166	A	Wichita St.	46 <b>57</b>	
				46	H	Oklahoma St.	48 <b>78</b>					166	H	Wichita St.	61 <b>70</b>	
LAST 10 Division I																
				166	H	Wichita St.	61 <b>70</b>	193	A	Memphis	44 <b>63</b>					
				247	A	East Carolina	42 <b>59</b>	159	H	Tulane	46 <b>50</b>					
				223	H	SMU	65 58	223	A	SMU	38 <b>57</b>					
				80	A	Cincinnati	53 <b>78</b>	247	H	East Carolina	58 56					
				38	H	UCF	49 <b>62</b>	5	A	UConn	34 <b>92</b>					
												223	H	SMU	65 58	
												247	A	East Carolina	42 <b>59</b>	
												247	H	East Carolina	58 56	
												257	H	Arkansas St.	79 77	
												282	H	Colorado St.	61 55	
												290	H	LMU (CA)	75 56	

Non-Div I Games:

Tulsa

■ Loss, 
■ Non-Conf, 
■ S Site, 
■ H Home 
■ A Away 
N Neutral

UAB				STRENGTH OF SCHEDULE	OPP. STRENGTH OF SCHEDULE	TEAM RPI	ADJ. RPI	CONF. RPI	ADJ CONF. RPI
Average RPI Win:	211	WON-LOST RECORD	WINNING PCT. RANK						
Average RPI Loss:	94		LAST 10 GAMES						
DIV. I ONLY	15- 10	110	7-3	139	131	119	119	13	13
DIV. I NON-CONF.	6- 4	123	0	233	176	171	171	16	16
-----									
TOTALS	RPI 1-25	RPI 26-50	W-L RECORDS	RPI 51-100	RPI 101-150	RPI 150+			
15- 10	1- 0	0- 2	OVERALL	1- 5	2- 1	11- 2			
9- 4	1- 0	0- 1	HOME	0- 2	1- 1	7- 0			
5- 5	0- 0	0- 1	AWAY	1- 2	0- 0	4- 2			
1- 1	0- 0	0- 0	NEUTRAL	0- 1	1- 0	0- 0			
6- 4	0- 0	0- 0	NON-CONFERENCE	0- 2	2- 1	4- 1			
4- 1	0- 0	0- 0	HOME	0- 0	1- 1	3- 0			
1- 2	0- 0	0- 0	AWAY	0- 1	0- 0	1- 1			
1- 1	0- 0	0- 0	NEUTRAL	0- 1	1- 0	0- 0			
9- 6	1- 0	0- 2	CONFERENCE	1- 3	0- 0	7- 1			
5- 3	1- 0	0- 1	HOME	0- 2	0- 0	4- 0			
4- 3	0- 0	0- 1	AWAY	1- 1	0- 0	3- 1			
0- 0	0- 0	0- 0	NEUTRAL	0- 0	0- 0	0- 0			

RPI 1-25				RPI 26-50				RPI 51-100				RPI 101+ Team's RPI: 119			
RPI	S	Opponent	Score	RPI	S	Opponent	Score	RPI	S	Opponent	Score	RPI	S	Opponent	Score
25	H	Old Dominion	76 65	31	A	Western Ky.	65 69	57	A	Middle Tenn.	61 59	101	H	Boise St.	81 83
				49	H	Charlotte	75 83	57	H	Middle Tenn.	52 62	106	H	Auburn	80 75
								65	A	Rice	53 64	147	N	Texas Southern	84 68
								65	H	Rice	65 74	160	H	Samford	76 69
								66	A	Oklahoma	75 82	192	H	Fla. Atlantic	92 73
								77	N	Colorado	69 77	193	A	Memphis	52 77
												202	A	Southern Miss.	74 68
												221	H	UTEP	63 51
												233	A	Marshall	56 61
												243	H	South Alabama	77 61
												260	A	North Texas	51 50
												265	A	Louisiana Tech	71 51
												303	H	FIU	71 58
												310	H	UTSA	94 55
												332	A	Alcorn	86 65
												343	H	McNeese	97 70
-----															
LAST 10 Division I															
65	H	Rice	65 74	221	H	UTEP	63 51								
57	A	Middle Tenn.	61 59	310	H	UTSA	94 55								
57	H	Middle Tenn.	52 62	265	A	Louisiana Tech	71 51								
260	A	North Texas	51 50	202	A	Southern Miss.	74 68								
65	A	Rice	53 64	192	H	Fla. Atlantic	92 73								

Non-Div I Games: Ala.-Huntsville 74 57 Tuskegee 103 60

UAB

Loss, Non-Conf, S Site, H Home A Away N Neutral

Average RPI Win:	247	WON-LOST	WINNING	LAST 10	STRENGTH OF	OPP. STRENGTH	TEAM	ADJ.	CONF.	ADJ CONF.
Average RPI Loss:	168	RECORD	PCT. RANK	GAMES	SCHEDULE	OF SCHEDULE	RPI	RPI	RPI	RPI
DIV. I ONLY	14- 11	143	8-2	212	245	163	163	28	28	
DIV. I NON-CONF.	4- 8	235	0	134	115	214	214	26	26	
TOTALS	RPI 1-25	RPI 26-50	W-L RECORDS	RPI 51-100	RPI 101-150	RPI 150+				
14- 11	0- 1	0- 0	OVERALL	0- 3	1- 0	13- 7				
9- 3	0- 0	0- 0	HOME	0- 0	1- 0	8- 3				
5- 8	0- 1	0- 0	AWAY	0- 3	0- 0	5- 4				
0- 0	0- 0	0- 0	NEUTRAL	0- 0	0- 0	0- 0				
4- 8	0- 1	0- 0	NON-CONFERENCE	0- 3	1- 0	3- 4				
3- 2	0- 0	0- 0	HOME	0- 0	1- 0	2- 2				
1- 6	0- 1	0- 0	AWAY	0- 3	0- 0	1- 2				
0- 0	0- 0	0- 0	NEUTRAL	0- 0	0- 0	0- 0				
10- 3	0- 0	0- 0	CONFERENCE	0- 0	0- 0	10- 3				
6- 1	0- 0	0- 0	HOME	0- 0	0- 0	6- 1				
4- 2	0- 0	0- 0	AWAY	0- 0	0- 0	4- 2				
0- 0	0- 0	0- 0	NEUTRAL	0- 0	0- 0	0- 0				

RPI 1-25			RPI 26-50			RPI 51-100			RPI 101+ Team's RPI: 163		
RPI	S	Opponent	Score	RPI	S	RPI	S	Opponent	Score	RPI	S
8	A	Stanford	55 67			75	A	Fresno St.	65 73	130	H
						84	A	Minnesota	67 76	169	A
						86	A	Montana St.	65 77	185	A
										190	H
										194	A
										208	A
										208	H
										217	H
										218	H
										220	A
										220	H
										266	A
										266	H
										278	H
										280	A
										280	H
										291	H
										304	H
										305	A
										311	A
										311	H
LAST 10 Division I											
208	A	Hawaii	65 48	220	A	Cal St. Fullerton	72 61				
220	H	Cal St. Fullerton	61 71	266	H	UC Santa Barbara	66 63				
280	H	UC Irvine	65 53	278	H	CSUN	61 39				
311	H	Cal Poly	71 58	311	A	Cal Poly	42 36				
280	A	UC Irvine	68 73	266	A	UC Santa Barbara	56 46				

Non-Div I Games: William Jessup 96 32

UC Davis

■ Loss, 
 ■ Non-Conf, 
 ■ S Site, 
 ■ Home 
 ■ A Away 
 N Neutral

Average RPI Win:	247	WON-LOST	WINNING	LAST 10	STRENGTH OF	OPP. STRENGTH	TEAM	ADJ.	CONF.	ADJ CONF.
Average RPI Loss:	196	RECORD	PCT. RANK	GAMES	SCHEDULE	OF SCHEDULE	RPI	RPI	RPI	RPI
DIV. I ONLY	10- 17	255	6-4	271	241	280	280	28	28	
DIV. I NON-CONF.	3- 10	282	0	218	125	297	297	26	26	
TOTALS	RPI 1-25	RPI 26-50	W-L RECORDS	RPI 51-100	RPI 101-150	RPI 150+				
10- 17	0- 1	0- 0	OVERALL	0- 0	0- 3	10- 13				
6- 4	0- 0	0- 0	HOME	0- 0	0- 0	6- 4				
3- 9	0- 1	0- 0	AWAY	0- 0	0- 1	3- 7				
1- 4	0- 0	0- 0	NEUTRAL	0- 0	0- 2	1- 2				
3- 10	0- 1	0- 0	NON-CONFERENCE	0- 0	0- 3	3- 6				
2- 1	0- 0	0- 0	HOME	0- 0	0- 0	2- 1				
0- 5	0- 1	0- 0	AWAY	0- 0	0- 1	0- 3				
1- 4	0- 0	0- 0	NEUTRAL	0- 0	0- 2	1- 2				
7- 7	0- 0	0- 0	CONFERENCE	0- 0	0- 0	7- 7				
4- 3	0- 0	0- 0	HOME	0- 0	0- 0	4- 3				
3- 4	0- 0	0- 0	AWAY	0- 0	0- 0	3- 4				
0- 0	0- 0	0- 0	NEUTRAL	0- 0	0- 0	0- 0				

RPI 1-25			RPI 26-50			RPI 51-100			RPI 101+ Team's RPI: 280		
RPI	S	Opponent	Score	RPI	S	Opponent	Score	RPI	S	Opponent	Score
16	A	Oregon St.	57 86					109	A	Washington St.	59 87
								118	N	Vanderbilt	63 76
								121	N	Davidson	72 78
								153	H	San Jose St.	79 77
								155	N	North Ala.	60 88
								163	A	UC Davis	53 65
								163	H	UC Davis	73 68
								176	A	Southern Utah	68 82
								208	A	Hawaii	70 94
								208	H	Hawaii	72 71
								217	N	San Francisco	61 68
								218	H	Portland St.	61 70
								218	N	Portland St.	83 75
								220	H	Cal St. Fullerton	82 75
								223	A	SMU	56 59
								236	A	Denver	75 83
								266	A	UC Santa Barbara	57 67
								266	H	UC Santa Barbara	61 65
								278	A	CSUN	62 70
								278	H	CSUN	51 56
								290	H	LMU (CA)	80 65
								291	A	Long Beach St.	70 61
								291	H	Long Beach St.	46 56
								305	A	UC Riverside	77 53
								311	A	Cal Poly	68 57
								311	H	Cal Poly	54 51
LAST 10 Division I											
208	H	Hawaii	72 71	163	H	UC Davis	73 68				
311	H	Cal Poly	54 51	266	A	UC Santa Barbara	57 67				
291	A	Long Beach St.	70 61	305	A	UC Riverside	77 53				
163	A	UC Davis	53 65	208	A	Hawaii	70 94				
220	H	Cal St. Fullerton	82 75	291	H	Long Beach St.	46 56				

Non-Div I Games: Westcliff 93 41

UC Irvine

■ Loss, 
 ■ Non-Conf, S Site, 
 ■ Home 
 ■ Away 
 N Neutral

## UC Riverside

Through Games Of Feb. 27, 2020

Average RPI Win:	269	WON-LOST	WINNING	LAST 10	STRENGTH OF	OPP. STRENGTH	TEAM	ADJ.	CONF.	ADJ CONF.
Average RPI Loss:	204	RECORD	PCT. RANK	GAMES	SCHEDULE	OF SCHEDULE	RPI	RPI	RPI	RPI
DIV. I ONLY	8- 19	286	2-8	251	276	305	305	28	28	
DIV. I NON-CONF.	4- 10	259	0	184	220	260	260	26	26	
TOTALS	RPI 1-25	RPI 26-50	W-L RECORDS	RPI 51-100	RPI 101-150	RPI 150+				
8- 19	0- 2	0- 0	OVERALL	0- 1	0- 2	8- 14				
6- 6	0- 0	0- 0	HOME	0- 1	0- 0	6- 5				
2- 13	0- 2	0- 0	AWAY	0- 0	0- 2	2- 9				
0- 0	0- 0	0- 0	NEUTRAL	0- 0	0- 0	0- 0				
4- 10	0- 2	0- 0	NON-CONFERENCE	0- 1	0- 2	4- 5				
3- 2	0- 0	0- 0	HOME	0- 1	0- 0	3- 1				
1- 8	0- 2	0- 0	AWAY	0- 0	0- 2	1- 4				
0- 0	0- 0	0- 0	NEUTRAL	0- 0	0- 0	0- 0				
4- 9	0- 0	0- 0	CONFERENCE	0- 0	0- 0	4- 9				
3- 4	0- 0	0- 0	HOME	0- 0	0- 0	3- 4				
1- 5	0- 0	0- 0	AWAY	0- 0	0- 0	1- 5				
0- 0	0- 0	0- 0	NEUTRAL	0- 0	0- 0	0- 0				

RPI 1-25				RPI 26-50				RPI 51-100				RPI 101+ Team's RPI: 305			
RPI	S	Opponent	Score	RPI	S	Opponent	Score	RPI	S	Opponent	Score	RPI	S	Opponent	Score
1	A	Oregon	41 84					82	H	Southern California	59 76	105	A	VCU	51 67
22	A	Arizona	27 70									135	A	California	61 84
												163	H	UC Davis	75 70
												176	A	Southern Utah	68 79
												208	A	Hawaii	57 80
												208	H	Hawaii	59 65
												219	A	New Mexico	70 80
												220	A	Cal St. Fullerton	61 71
												220	H	Cal St. Fullerton	45 68
												221	A	UTEP	50 63
												244	H	CSU Bakersfield	53 52
												266	A	UC Santa Barbara	47 65
												266	H	UC Santa Barbara	66 61
												278	A	CSUN	67 62
												280	H	UC Irvine	53 77
												282	A	Colorado St.	40 52
												291	A	Long Beach St.	67 73
												291	H	Long Beach St.	58 57
												298	H	Utah Valley	67 53
												299	H	California Baptist	80 64
												311	A	Cal Poly	70 75
												311	H	Cal Poly	52 62
												316	A	New Mexico St.	60 58
												320	H	Weber St.	54 64
LAST 10 Division I															
220	H	Cal St. Fullerton	45 68	278	A	CSUN	67 62								
266	A	UC Santa Barbara	47 65	280	H	UC Irvine	53 77								
311	H	Cal Poly	52 62	291	A	Long Beach St.	67 73								
291	H	Long Beach St.	58 57	208	H	Hawaii	59 65								
220	A	Cal St. Fullerton	61 71	311	A	Cal Poly	70 75								

Non-Div I Games:

UC Riverside

■ Loss, 
 ■ Non-Conf, 
 ■ S Site, 
 ■ Home 
 ■ Away 
 N Neutral

Average RPI Win:	265	WON-LOST	WINNING	LAST 10	STRENGTH OF	OPP. STRENGTH	TEAM	ADJ.	CONF.	ADJ CONF.
Average RPI Loss:	202	RECORD	PCT. RANK	GAMES	SCHEDULE	OF SCHEDULE	RPI	RPI	RPI	RPI
DIV. I ONLY	11- 15	217	5-5	265	315	266	266	28	28	
DIV. I NON-CONF.	4- 8	235	0	180	298	267	267	26	26	
TOTALS	RPI 1-25	RPI 26-50	W-L RECORDS	RPI 51-100	RPI 101-150	RPI 150+				
11- 15	0- 1	0- 0	OVERALL	1- 1	0- 1	10- 12				
7- 5	0- 0	0- 0	HOME	1- 0	0- 1	6- 4				
3- 9	0- 1	0- 0	AWAY	0- 0	0- 0	3- 8				
1- 1	0- 0	0- 0	NEUTRAL	0- 1	0- 0	1- 0				
4- 8	0- 1	0- 0	NON-CONFERENCE	1- 1	0- 1	3- 5				
3- 2	0- 0	0- 0	HOME	1- 0	0- 1	2- 1				
0- 5	0- 1	0- 0	AWAY	0- 0	0- 0	0- 4				
1- 1	0- 0	0- 0	NEUTRAL	0- 1	0- 0	1- 0				
7- 7	0- 0	0- 0	CONFERENCE	0- 0	0- 0	7- 7				
4- 3	0- 0	0- 0	HOME	0- 0	0- 0	4- 3				
3- 4	0- 0	0- 0	AWAY	0- 0	0- 0	3- 4				
0- 0	0- 0	0- 0	NEUTRAL	0- 0	0- 0	0- 0				

RPI 1-25				RPI 26-50				RPI 51-100				RPI 101+ Team's RPI: 266			
RPI	S	Opponent	Score	RPI	S	Opponent	Score	RPI	S	Opponent	Score	RPI	S	Opponent	Score
22	A	Arizona	42 61					82	H	Southern California	57 46	133	H	Pacific	53 63
								99	N	SFA	56 67	153	H	San Jose St.	70 73
												163	A	UC Davis	63 66
												163	H	UC Davis	46 56
												185	A	Saint Mary's (CA)	43 64
												208	H	Hawaii	51 63
												220	A	Cal St. Fullerton	75 66
												220	H	Cal St. Fullerton	68 70
												232	H	San Diego St.	64 52
												238	A	Grand Canyon	57 58
												244	A	CSU Bakersfield	62 66
												278	A	CSUN	65 55
												278	H	CSUN	65 60
												280	A	UC Irvine	65 61
												280	H	UC Irvine	67 57
												291	A	Long Beach St.	53 59
												298	H	Utah Valley	59 51
												299	A	California Baptist	81 85
												305	A	UC Riverside	61 66
												305	H	UC Riverside	65 47
												311	A	Cal Poly	52 56
												311	H	Cal Poly	52 50
												348	N	Chicago St.	96 65
LAST 10 Division I															
				311	A	Cal Poly	52 56	208	H	Hawaii	51 63				
				305	H	UC Riverside	65 47	280	H	UC Irvine	67 57				
				278	H	CSUN	65 60	163	A	UC Davis	63 66				
				278	A	CSUN	65 55	220	A	Cal St. Fullerton	75 66				
				291	A	Long Beach St.	53 59	163	H	UC Davis	46 56				

Non-Div I Games: Ottawa (AZ) 72 57

UC Santa Barbara

■ Loss, 
 ■ Non-Conf, 
 ■ S Site, 
 ■ Home 
 ■ A Away 
 N Neutral

UCF										
Average RPI Win:	163	WON-LOST	WINNING	LAST 10	STRENGTH OF	OPP. STRENGTH	TEAM	ADJ.	CONF.	ADJ CONF.
Average RPI Loss:	53	RECORD	PCT. RANK	GAMES	SCHEDULE	OF SCHEDULE	RPI	RPI	RPI	RPI
DIV. I ONLY	17- 9	77	7-3	23	76	38	38	9	9	
DIV. I NON-CONF.	8- 4	90	0	22	95	43	43	10	10	
-----										
TOTALS	RPI 1-25	RPI 26-50	W-L RECORDS	RPI 51-100	RPI 101-150	RPI 150+				
17- 9	1- 3	0- 2	OVERALL	5- 3	1- 0	10- 1				
13- 1	1- 1	0- 0	HOME	3- 0	1- 0	8- 0				
4- 6	0- 1	0- 1	AWAY	2- 3	0- 0	2- 1				
0- 2	0- 1	0- 1	NEUTRAL	0- 0	0- 0	0- 0				
8- 4	1- 1	0- 2	NON-CONFERENCE	1- 1	1- 0	5- 0				
7- 0	1- 0	0- 0	HOME	0- 0	1- 0	5- 0				
1- 2	0- 0	0- 1	AWAY	1- 1	0- 0	0- 0				
0- 2	0- 1	0- 1	NEUTRAL	0- 0	0- 0	0- 0				
9- 5	0- 2	0- 0	CONFERENCE	4- 2	0- 0	5- 1				
6- 1	0- 1	0- 0	HOME	3- 0	0- 0	3- 0				
3- 4	0- 1	0- 0	AWAY	1- 2	0- 0	2- 1				
0- 0	0- 0	0- 0	NEUTRAL	0- 0	0- 0	0- 0				

RPI 1-25				RPI 26-50				RPI 51-100				RPI 101+			
RPI	S	Opponent	Score	RPI	S	Opponent	Score	RPI	S	Opponent	Score	RPI	S	Opponent	Score
5	A	UConn	53 66	30	A	FGCU	50 72	51	A	Belmont	37 72	150	H	Wright St.	69 53
5	H	UConn	52 59	41	N	James Madison	43 46	72	A	South Fla.	64 57	159	A	Tulane	59 60
11	N	UCLA	56 61					72	H	South Fla.	56 48	179	H	Delaware	75 49
15	H	Central Mich.	64 58					80	A	Cincinnati	64 81	185	H	Saint Mary's (CA)	67 58
								80	H	Cincinnati	49 42	187	H	Quinnipiac	80 58
								94	A	Temple	65 67	193	H	Memphis	82 66
								94	H	Temple	67 64	198	A	Houston	67 49
								99	A	SFA	63 57	213	H	Stetson	66 40
												223	H	SMU	67 57
												247	H	East Carolina	91 55
												267	A	Tulsa	62 49
												292	H	Pittsburgh	74 58
-----															
LAST 10 Division I															
94	H	Temple	67 64	267	A	Tulsa	62 49								
5	A	UConn	53 66	223	H	SMU	67 57								
72	H	South Fla.	56 48	94	A	Temple	65 67								
80	H	Cincinnati	49 42	193	H	Memphis	82 66								
198	A	Houston	67 49	159	A	Tulane	59 60								

Non-Div I Games:

UCF



Average RPI Win:	114	WON-LOST	WINNING	LAST 10	STRENGTH OF	OPP. STRENGTH	TEAM	ADJ.	CONF.	ADJ CONF.
Average RPI Loss:	58	RECORD	PCT. RANK	GAMES	SCHEDULE	OF SCHEDULE	RPI	RPI	RPI	RPI
DIV. I ONLY	23- 4	18	7-3	47	6	11	11	1	1	
DIV. I NON-CONF.	11- 0	1	0	195	44	21	21	1	1	
TOTALS	RPI 1-25	RPI 26-50	W-L RECORDS	RPI 51-100	RPI 101-150	RPI 150+				
23- 4	4- 2	3- 0	OVERALL	5- 1	6- 1	5- 0				
12- 1	2- 1	1- 0	HOME	2- 0	3- 0	4- 0				
10- 3	2- 1	1- 0	AWAY	3- 1	3- 1	1- 0				
1- 0	0- 0	1- 0	NEUTRAL	0- 0	0- 0	0- 0				
11- 0	1- 0	1- 0	NON-CONFERENCE	3- 0	1- 0	5- 0				
6- 0	0- 0	0- 0	HOME	1- 0	1- 0	4- 0				
4- 0	1- 0	0- 0	AWAY	2- 0	0- 0	1- 0				
1- 0	0- 0	1- 0	NEUTRAL	0- 0	0- 0	0- 0				
12- 4	3- 2	2- 0	CONFERENCE	2- 1	5- 1	0- 0				
6- 1	2- 1	1- 0	HOME	1- 0	2- 0	0- 0				
6- 3	1- 1	1- 0	AWAY	1- 1	3- 1	0- 0				
0- 0	0- 0	0- 0	NEUTRAL	0- 0	0- 0	0- 0				

RPI	S	Opponent	Score	RPI	S	Opponent	Score	RPI	S	Opponent	Score	RPI	S	Opponent	Score
1	H	Oregon	66 80	27	A	Arizona St.	70 61	53	A	Virginia	73 62	109	A	Washington St.	70 62
8	A	Stanford	79 69	27	H	Arizona St.	68 66	67	H	Yale	100 65	109	H	Washington St.	66 50
16	H	Oregon St.	83 74	38	N	UCF	61 56	69	A	Georgia	59 50	110	A	Utah	84 54
17	A	Indiana	68 58					77	A	Colorado	65 62	126	A	Washington	68 74
22	A	Arizona	66 92					82	A	Southern California	68 70	126	H	Washington	85 80
22	H	Arizona	70 58					82	H	Southern California	83 59	133	H	Pacific	68 57
												135	A	California	74 70
												224	H	Northern Colo.	92 58
												278	A	CSUN	58 44
												290	H	LMU (CA)	74 52
												291	H	Long Beach St.	86 51
												320	H	Weber St.	85 45
LAST 10 Division I															
126	A	Washington	68 74	8	A	Stanford	79 69								
109	A	Washington St.	70 62	27	A	Arizona St.	70 61								
16	H	Oregon St.	83 74	22	A	Arizona	66 92								
1	H	Oregon	66 80	109	H	Washington St.	66 50								
135	A	California	74 70	126	H	Washington	85 80								

Non-Div I Games:

UCLA

■ Loss, 
 ■ Non-Conf, S Site, 
 ■ Home 
 ■ Away 
 N Neutral

Average RPI Win:	115	WON-LOST	WINNING	LAST 10	STRENGTH OF	OPP. STRENGTH	TEAM	ADJ.	CONF.	ADJ CONF.
Average RPI Loss:	2	RECORD	PCT. RANK	GAMES	SCHEDULE	OF SCHEDULE	RPI	RPI	RPI	RPI
DIV. I ONLY	24- 3	10	8-2	18	11	5	5	9	9	
DIV. I NON-CONF.	10- 3	57	1-2	6	1	4	4	10	10	
TOTALS	RPI 1-25	RPI 26-50	W-L RECORDS	RPI 51-100	RPI 101-150	RPI 150+				
24- 3	2- 3	2- 0	OVERALL	9- 0	3- 0	8- 0				
11- 2	0- 2	1- 0	HOME	3- 0	2- 0	5- 0				
12- 1	2- 1	1- 0	AWAY	5- 0	1- 0	3- 0				
1- 0	0- 0	0- 0	NEUTRAL	1- 0	0- 0	0- 0				
10- 3	2- 3	0- 0	NON-CONFERENCE	5- 0	3- 0	0- 0				
4- 2	0- 2	0- 0	HOME	2- 0	2- 0	0- 0				
5- 1	2- 1	0- 0	AWAY	2- 0	1- 0	0- 0				
1- 0	0- 0	0- 0	NEUTRAL	1- 0	0- 0	0- 0				
14- 0	0- 0	2- 0	CONFERENCE	4- 0	0- 0	8- 0				
7- 0	0- 0	1- 0	HOME	1- 0	0- 0	5- 0				
7- 0	0- 0	1- 0	AWAY	3- 0	0- 0	3- 0				
0- 0	0- 0	0- 0	NEUTRAL	0- 0	0- 0	0- 0				

RPI	S	Opponent	Score	RPI	S	Opponent	Score	RPI	S	Opponent	Score	RPI	S	Opponent	Score
1	H	Oregon	56 74	38	A	UCF	59 52	53	H	Virginia	83 44	112	H	Notre Dame	81 57
2	A	South Carolina	52 70	38	H	UCF	66 53	54	A	Dayton	75 37	118	A	Vanderbilt	64 51
4	H	Baylor	58 74					59	H	Tennessee	60 45	135	H	California	72 61
20	A	DePaul	84 74					66	N	Oklahoma	97 53	159	H	Tulane	74 31
24	A	Ohio St.	73 62					72	A	South Fla.	67 47	166	H	Wichita St.	83 55
								78	A	Seton Hall	92 78	193	A	Memphis	68 56
								80	A	Cincinnati	105 58	193	H	Memphis	94 55
								80	H	Cincinnati	80 50	198	H	Houston	91 51
								94	A	Temple	83 54	223	A	SMU	80 42
												247	A	East Carolina	98 42
												267	H	Tulsa	92 34
LAST 10 Division I															
80	A	Cincinnati	105 58	193	H	Memphis	94 55								
38	H	UCF	66 53	1	H	Oregon	56 74								
159	H	Tulane	74 31	80	H	Cincinnati	80 50								
72	A	South Fla.	67 47	247	A	East Carolina	98 42								
2	A	South Carolina	52 70	59	H	Tennessee	60 45								

Non-Div I Games:

UConn

■ Loss, 
■ Non-Conf, S Site, 
■ Home 
■ Away 
N Neutral

Average RPI Win:	295	WON-LOST	WINNING	LAST 10	STRENGTH OF	OPP. STRENGTH	TEAM	ADJ.	CONF.	ADJ CONF.
Average RPI Loss:	190	RECORD	PCT. RANK	GAMES	SCHEDULE	OF SCHEDULE	RPI	RPI	RPI	RPI
DIV. I ONLY	3- 25	342	1-9	287	260	342	342	22	22	
DIV. I NON-CONF.	1- 10	329	0	306	211	336	336	21	21	
TOTALS	RPI 1-25	RPI 26-50	W-L RECORDS	RPI 51-100	RPI 101-150	RPI 150+				
3- 25	0- 0	0- 1	OVERALL	0- 2	0- 7	3- 15				
2- 12	0- 0	0- 1	HOME	0- 1	0- 3	2- 7				
1- 13	0- 0	0- 0	AWAY	0- 1	0- 4	1- 8				
0- 0	0- 0	0- 0	NEUTRAL	0- 0	0- 0	0- 0				
1- 10	0- 0	0- 1	NON-CONFERENCE	0- 1	0- 3	1- 5				
0- 5	0- 0	0- 1	HOME	0- 0	0- 1	0- 3				
1- 5	0- 0	0- 0	AWAY	0- 1	0- 2	1- 2				
0- 0	0- 0	0- 0	NEUTRAL	0- 0	0- 0	0- 0				
2- 15	0- 0	0- 0	CONFERENCE	0- 1	0- 4	2- 10				
2- 7	0- 0	0- 0	HOME	0- 1	0- 2	2- 4				
0- 8	0- 0	0- 0	AWAY	0- 0	0- 2	0- 6				
0- 0	0- 0	0- 0	NEUTRAL	0- 0	0- 0	0- 0				

RPI S	Opponent	Score	RPI S	Opponent	Score	RPI S	Opponent	Score	RPI S	Opponent	Score	Team's RPI: 342
28	H Florida St.	42 86	64	H IUPUI	49 88	113	A Kansas	50 91				
			92	A Kansas St.	40 84	117	A Green Bay	36 73				
						117	H Green Bay	49 75				
						146	H Western Mich.	52 80				
						149	A Valparaiso	37 63				
						150	A Wright St.	55 79				
						150	H Wright St.	43 58				
						172	H Eastern Mich.	59 68				
						184	A Northern Ky.	35 78				
						184	H Northern Ky.	46 88				
						199	A Miami (OH)	35 85				
						200	A Cleveland St.	44 84				
						200	H Cleveland St.	43 83				
						207	H Eastern Ill.	45 80				
						229	A Milwaukee	55 71				
						229	H Milwaukee	60 66				
						259	A Youngstown St.	65 77				
						259	H Youngstown St.	59 53				
						272	H Indiana St.	40 61				
						279	A Oakland	46 63				
						279	H Oakland	70 64				
						333	A Detroit Mercy	52 58				
						333	H Detroit Mercy	62 70				
						338	A Purdue Fort Wayne	50 61				
						348	A Chicago St.	73 61				
LAST 10 Division I												
229	H Milwaukee	60 66	279	A Oakland	46 63							
117	H Green Bay	49 75	200	H Cleveland St.	43 83							
150	A Wright St.	55 79	259	H Youngstown St.	59 53							
184	A Northern Ky.	35 78	64	H IUPUI	49 88							
333	A Detroit Mercy	52 58	117	A Green Bay	36 73							

Non-Div I Games:

UIC

■ Loss, 
 ■ Non-Conf, 
 ■ S Site, 
 ■ H Home 
 ■ A Away 
 N Neutral

Average RPI Win:	272	WON-LOST	WINNING	LAST 10	STRENGTH OF	OPP. STRENGTH	TEAM	ADJ.	CONF.	ADJ CONF.
Average RPI Loss:	198	RECORD	PCT. RANK	GAMES	SCHEDULE	OF SCHEDULE	RPI	RPI	RPI	RPI
DIV. I ONLY	9- 16	260	6-4	260	333	286	286	26	26	
DIV. I NON-CONF.	3- 7	252	0	226	322	278	278	27	27	
TOTALS	RPI 1-25	RPI 26-50	W-L RECORDS	RPI 51-100	RPI 101-150	RPI 150+				
9- 16	0- 0	0- 0	OVERALL	0- 3	0- 2	9- 11				
6- 4	0- 0	0- 0	HOME	0- 1	0- 0	6- 3				
3- 10	0- 0	0- 0	AWAY	0- 2	0- 2	3- 6				
0- 2	0- 0	0- 0	NEUTRAL	0- 0	0- 0	0- 2				
3- 7	0- 0	0- 0	NON-CONFERENCE	0- 1	0- 2	3- 4				
2- 1	0- 0	0- 0	HOME	0- 0	0- 0	2- 1				
1- 4	0- 0	0- 0	AWAY	0- 1	0- 2	1- 1				
0- 2	0- 0	0- 0	NEUTRAL	0- 0	0- 0	0- 2				
6- 9	0- 0	0- 0	CONFERENCE	0- 2	0- 0	6- 7				
4- 3	0- 0	0- 0	HOME	0- 1	0- 0	4- 2				
2- 6	0- 0	0- 0	AWAY	0- 1	0- 0	2- 5				
0- 0	0- 0	0- 0	NEUTRAL	0- 0	0- 0	0- 0				

RPI 1-25				RPI 26-50				RPI 51-100				RPI 101+				Team's RPI: 286	
RPI	S	Opponent	Score	RPI	S	Opponent	Score	RPI	S	Opponent	Score	RPI	S	Opponent	Score		
								79	A	Stony Brook	45	57	114	A	William & Mary	48	76
								79	H	Stony Brook	49	66	140	A	Mt. St. Mary's	61	71
								98	A	Syracuse	48	82	167	A	Binghamton	58	66
												167	H	Binghamton	43	61	
												168	A	Lafayette	65	58	
												173	A	Maine	74	54	
												191	N	La Salle	58	74	
												215	N	Kennesaw St.	44	59	
												227	A	UMass Lowell	64	75	
												227	H	UMass Lowell	65	52	
												241	H	Morgan St.	65	63	
												249	H	Howard	61	72	
												274	A	New Hampshire	51	56	
												274	H	New Hampshire	63	72	
												281	A	Wagner	60	67	
												297	A	Vermont	58	60	
												297	H	Vermont	54	47	
												321	A	Albany (NY)	51	56	
												321	H	Albany (NY)	54	44	
												331	H	Coppin St.	71	48	
												345	A	Hartford	56	47	
												345	H	Hartford	61	54	
LAST 10 Division I																	
				167	A	Binghamton	58	66	345	A	Hartford	56	47				
				297	H	Vermont	54	47	79	H	Stony Brook	49	66				
				321	H	Albany (NY)	54	44	321	A	Albany (NY)	51	56				
				274	A	New Hampshire	51	56	173	A	Maine	74	54				
				227	H	UMass Lowell	65	52	345	H	Hartford	61	54				

Non-Div I Games: Gettysburg 92 50

UMBC

■ Loss, 
 ■ Non-Conf, 
 ■ S Site, 
 ■ Home 
 ■ A Away 
 N Neutral

UMES				STRENGTH OF SCHEDULE	OPP. STRENGTH OF SCHEDULE	TEAM RPI	ADJ. RPI	CONF. RPI	ADJ CONF. RPI
Average RPI Win:	229	WON-LOST RECORD	WINNING PCT. RANK						
Average RPI Loss:	192		LAST 10 GAMES						
DIV. I ONLY	3- 21	330	1-9	192	313	325	325	29	29
DIV. I NON-CONF.	1- 10	329	0	77	149	293	293	29	29
-----									
TOTALS	RPI 1-25	RPI 26-50	W-L RECORDS	RPI 51-100	RPI 101-150	RPI 150+			
3- 21	0- 1	0- 2	OVERALL	0- 1	1- 4	2- 13			
2- 8	0- 0	0- 0	HOME	0- 0	1- 2	1- 6			
1- 13	0- 1	0- 2	AWAY	0- 1	0- 2	1- 7			
0- 0	0- 0	0- 0	NEUTRAL	0- 0	0- 0	0- 0			
1- 10	0- 1	0- 2	NON-CONFERENCE	0- 1	1- 3	0- 3			
1- 3	0- 0	0- 0	HOME	0- 0	1- 1	0- 2			
0- 7	0- 1	0- 2	AWAY	0- 1	0- 2	0- 1			
0- 0	0- 0	0- 0	NEUTRAL	0- 0	0- 0	0- 0			
2- 11	0- 0	0- 0	CONFERENCE	0- 0	0- 1	2- 10			
1- 5	0- 0	0- 0	HOME	0- 0	0- 1	1- 4			
1- 6	0- 0	0- 0	AWAY	0- 0	0- 0	1- 6			
0- 0	0- 0	0- 0	NEUTRAL	0- 0	0- 0	0- 0			

RPI 1-25				RPI 26-50				RPI 51-100				RPI 101+ Team's RPI: 325			
RPI	S	Opponent	Score	RPI	S	Opponent	Score	RPI	S	Opponent	Score	RPI	S	Opponent	Score
25	A	Old Dominion	39 48	35	A	Virginia Tech	43 86	98	A	Syracuse	50 65	108	H	Bethune-Cookman	53 62
				49	A	Charlotte	44 64					114	A	William & Mary	50 78
												123	H	Richmond	52 64
												140	H	Mt. St. Mary's	78 76
												141	A	UNC Greensboro	48 86
												156	A	N.C. A&T	57 72
												156	H	N.C. A&T	31 67
												180	A	Norfolk St.	45 68
												240	H	Georgetown	39 57
												241	A	Morgan St.	71 61
												241	H	Morgan St.	44 55
												247	A	East Carolina	42 57
												249	H	Howard	58 79
												263	A	Delaware St.	58 72
												275	H	Longwood	62 71
												307	A	N.C. Central	70 78
												307	H	N.C. Central	65 63
												331	A	Coppin St.	63 66
												341	H	Florida A&M	71 81
												350	A	South Carolina St.	55 60
-----															
								LAST 10 Division I							
156	A	N.C. A&T	57 72	241	A	Morgan St.	71 61								
307	A	N.C. Central	70 78	263	A	Delaware St.	58 72								
341	H	Florida A&M	71 81	241	H	Morgan St.	44 55								
108	H	Bethune-Cookman	53 62	350	A	South Carolina St.	55 60								
331	A	Coppin St.	63 66	180	A	Norfolk St.	45 68								

Non-Div I Games: Greensboro 65 48 Wesley 75 29

UMES

Loss, Non-Conf, S Site, H Home A Away N Neutral

Average RPI Win:	275	WON-LOST	WINNING	LAST 10	STRENGTH OF	OPP. STRENGTH	TEAM	ADJ.	CONF.	ADJ CONF.
Average RPI Loss:	170	RECORD	PCT. RANK	GAMES	SCHEDULE	OF SCHEDULE	RPI	RPI	RPI	RPI
DIV. I ONLY	15- 10	110	8-2	301	252	210	210	31	31	
DIV. I NON-CONF.	5- 7	205	0	260	62	265	265	32	32	
TOTALS	RPI 1-25	RPI 26-50	W-L RECORDS	RPI 51-100	RPI 101-150	RPI 150+				
15- 10	0- 1	0- 0	OVERALL	0- 1	0- 4	15- 4				
9- 5	0- 0	0- 0	HOME	0- 1	0- 3	9- 1				
6- 5	0- 1	0- 0	AWAY	0- 0	0- 1	6- 3				
0- 0	0- 0	0- 0	NEUTRAL	0- 0	0- 0	0- 0				
5- 7	0- 1	0- 0	NON-CONFERENCE	0- 1	0- 4	5- 1				
4- 4	0- 0	0- 0	HOME	0- 1	0- 3	4- 0				
1- 3	0- 1	0- 0	AWAY	0- 0	0- 1	1- 1				
0- 0	0- 0	0- 0	NEUTRAL	0- 0	0- 0	0- 0				
10- 3	0- 0	0- 0	CONFERENCE	0- 0	0- 0	10- 3				
5- 1	0- 0	0- 0	HOME	0- 0	0- 0	5- 1				
5- 2	0- 0	0- 0	AWAY	0- 0	0- 0	5- 2				
0- 0	0- 0	0- 0	NEUTRAL	0- 0	0- 0	0- 0				

RPI 1-25				RPI 26-50				RPI 51-100				RPI 101+ Team's RPI: 210			
RPI	S	Opponent	Score	RPI	S	Opponent	Score	RPI	S	Opponent	Score	RPI	S	Opponent	Score
14	A	Missouri St.	58 83					92	H	Kansas St.	67 74	104	H	Liberty	44 68
												121	H	Davidson	64 74
												133	A	Pacific	60 89
												148	H	Loyola Chicago	67 72
												161	H	Missouri	59 56
												218	H	Portland St.	87 69
												234	A	George Mason	64 58
												236	H	Denver	83 79
												238	A	Grand Canyon	74 53
												238	H	Grand Canyon	56 62
												244	A	CSU Bakersfield	60 70
												244	H	CSU Bakersfield	58 43
												298	A	Utah Valley	41 62
												299	A	California Baptist	83 81
												299	H	California Baptist	75 65
												301	A	Seattle U	76 65
												302	H	Eastern Wash.	66 55
												306	A	UTRGV	72 58
												306	H	UTRGV	60 56
												312	A	Omaha	53 57
												316	A	New Mexico St.	55 50
												316	H	New Mexico St.	56 52
												348	H	Chicago St.	73 57
LAST 10 Division I															
299	A	California Baptist	83 81	348	H	Chicago St.	73 57								
244	H	CSU Bakersfield	58 43	299	H	California Baptist	75 65								
238	H	Grand Canyon	56 62	238	A	Grand Canyon	74 53								
316	A	New Mexico St.	55 50	244	A	CSU Bakersfield	60 70								
306	A	UTRGV	72 58	316	H	New Mexico St.	56 52								

Non-Div I Games: Rockhurst 78 60 Science & Arts Okla74 43

UMKC

Loss, Non-Conf, S Site, H Home A Away N Neutral

Average RPI Win:	295	WON-LOST	WINNING	LAST 10	STRENGTH OF	OPP. STRENGTH	TEAM	ADJ.	CONF.	ADJ CONF.
Average RPI Loss:	141	RECORD	PCT. RANK	GAMES	SCHEDULE	OF SCHEDULE	RPI	RPI	RPI	RPI
DIV. I ONLY	14- 14	170	5-5	266	306	227	227	26	26	
DIV. I NON-CONF.	4- 9	250	0	254	282	287	287	27	27	
TOTALS	RPI 1-25	RPI 26-50	W-L RECORDS	RPI 51-100	RPI 101-150	RPI 150+				
14- 14	0- 0	0- 0	OVERALL	0- 5	0- 2	14- 7				
8- 6	0- 0	0- 0	HOME	0- 2	0- 1	8- 3				
6- 8	0- 0	0- 0	AWAY	0- 3	0- 1	6- 4				
0- 0	0- 0	0- 0	NEUTRAL	0- 0	0- 0	0- 0				
4- 9	0- 0	0- 0	NON-CONFERENCE	0- 3	0- 2	4- 4				
2- 4	0- 0	0- 0	HOME	0- 1	0- 1	2- 2				
2- 5	0- 0	0- 0	AWAY	0- 2	0- 1	2- 2				
0- 0	0- 0	0- 0	NEUTRAL	0- 0	0- 0	0- 0				
10- 5	0- 0	0- 0	CONFERENCE	0- 2	0- 0	10- 3				
6- 2	0- 0	0- 0	HOME	0- 1	0- 0	6- 1				
4- 3	0- 0	0- 0	AWAY	0- 1	0- 0	4- 2				
0- 0	0- 0	0- 0	NEUTRAL	0- 0	0- 0	0- 0				

RPI 1-25				RPI 26-50				RPI 51-100				RPI 101+				Team's RPI: 227	
RPI	S	Opponent	Score	RPI	S	Opponent	Score	RPI	S	Opponent	Score	RPI	S	Opponent	Score		
								67	H	Yale	59	67	113	A	Kansas	44	79
								71	A	Boston College	46	89	139	H	Massachusetts	58	74
								79	A	Stony Brook	41	60	165	H	Dartmouth	51	62
								79	H	Stony Brook	69	89	167	A	Binghamton	66	56
								95	A	Colgate	51	73	167	H	Binghamton	58	62
													171	A	Providence	38	63
													173	A	Maine	53	77
													173	H	Maine	66	57
													186	A	Merrimack	50	73
													188	H	Cornell	56	70
													274	A	New Hampshire	66	53
													274	H	New Hampshire	58	53
													286	A	UMBC	52	65
													286	H	UMBC	75	64
													297	H	Vermont	61	47
													317	H	Fairleigh Dickinson	61	56
													321	A	Albany (NY)	78	75
													321	H	Albany (NY)	53	51
													324	A	Bryant	55	35
													330	H	LIU Brooklyn	65	56
													345	A	Hartford	68	63
													345	H	Hartford	64	56
													349	A	Central Conn. St.	56	54
LAST 10 Division I																	
				321	A	Albany (NY)	78	75	79	H	Stony Brook	69	89				
				167	H	Binghamton	58	62	274	A	New Hampshire	66	53				
				345	H	Hartford	64	56	79	A	Stony Brook	41	60				
				173	A	Maine	53	77	297	H	Vermont	61	47				
				286	A	UMBC	52	65	321	H	Albany (NY)	53	51				

Non-Div I Games:

UMass Lowell

■ Loss, 
 ■ Non-Conf, 
 ■ S Site, 
 ■ H Home 
 ■ A Away 
 N Neutral

UNC Asheville

Through Games Of Feb. 27, 2020

Average RPI Win:	269	WON-LOST	WINNING	LAST 10	STRENGTH OF	OPP. STRENGTH	TEAM	ADJ.	CONF.	ADJ CONF.
Average RPI Loss:	209	RECORD	PCT. RANK	GAMES	SCHEDULE	OF SCHEDULE	RPI	RPI	RPI	RPI
DIV. I ONLY	13- 12	166	4-6	333	329	250	250	25	25	
DIV. I NON-CONF.	4- 3	138	0	336	341	237	237	28	28	
TOTALS	RPI 1-25	RPI 26-50	W-L RECORDS	RPI 51-100	RPI 101-150	RPI 150+				
13- 12	0- 0	0- 0	OVERALL	0- 1	1- 4	12- 7				
6- 5	0- 0	0- 0	HOME	0- 0	1- 2	5- 3				
6- 7	0- 0	0- 0	AWAY	0- 1	0- 2	6- 4				
1- 0	0- 0	0- 0	NEUTRAL	0- 0	0- 0	1- 0				
4- 3	0- 0	0- 0	NON-CONFERENCE	0- 1	0- 1	4- 1				
1- 1	0- 0	0- 0	HOME	0- 0	0- 1	1- 0				
2- 2	0- 0	0- 0	AWAY	0- 1	0- 0	2- 1				
1- 0	0- 0	0- 0	NEUTRAL	0- 0	0- 0	1- 0				
9- 9	0- 0	0- 0	CONFERENCE	0- 0	1- 3	8- 6				
5- 4	0- 0	0- 0	HOME	0- 0	1- 1	4- 3				
4- 5	0- 0	0- 0	AWAY	0- 0	0- 2	4- 3				
0- 0	0- 0	0- 0	NEUTRAL	0- 0	0- 0	0- 0				

RPI S	Opponent	Score	RPI S	Opponent	Score	RPI S	Opponent	Score	RPI S	Opponent	Score	Team's RPI: 250
						96	A Miami (FL)	46 75	116	A Campbell	52 59	
									116	H Campbell	60 52	
									141	H UNC Greensboro	40 67	
									143	A Hampton	59 68	
									143	H Hampton	66 76	
									175	H High Point	76 60	
									183	A Gardner-Webb	55 85	
									183	H Gardner-Webb	59 65	
									204	A Radford	63 50	
									245	N Southern U.	53 34	
									253	A Winthrop	50 43	
									253	H Winthrop	65 55	
									269	A Wofford	38 75	
									275	A Longwood	56 73	
									275	H Longwood	51 54	
									289	A ETSU	72 54	
									308	A Presbyterian	64 48	
									308	H Presbyterian	54 39	
									328	A USC Upstate	68 48	
									328	H USC Upstate	53 45	
									340	A Western Caro.	64 47	
									344	A Charleston So.	54 56	
									344	H Charleston So.	48 60	
									350	H South Carolina St.	82 51	
LAST 10 Division I												
			183	A Gardner-Webb	55 85		116	A Campbell	52 59			
			328	H USC Upstate	53 45		275	H Longwood	51 54			
			344	A Charleston So.	54 56		143	H Hampton	66 76			
			253	H Winthrop	65 55		253	A Winthrop	50 43			
			308	A Presbyterian	64 48		275	A Longwood	56 73			

Non-Div I Games: Montreat 89 45 Lenoir-Rhyne 68 48

UNC Asheville

Loss, Non-Conf, S Site, H Home A Away N Neutral



UNC Greensboro

Through Games Of Feb. 27, 2020

Average RPI Win:	251	WON-LOST	WINNING	LAST 10	STRENGTH OF	OPP. STRENGTH	TEAM	ADJ.	CONF.	ADJ CONF.
Average RPI Loss:	159	RECORD	PCT. RANK	GAMES	SCHEDULE	OF SCHEDULE	RPI	RPI	RPI	RPI
DIV. I ONLY	17- 8	66	6-4	284	277	141	141	27	27	
DIV. I NON-CONF.	8- 4	90	0	152	301	94	94	22	22	
TOTALS	RPI 1-25	RPI 26-50	W-L RECORDS	RPI 51-100	RPI 101-150	RPI 150+				
17- 8	0- 0	0- 0	OVERALL	0- 1	2- 2	15- 5				
10- 2	0- 0	0- 0	HOME	0- 0	0- 1	10- 1				
7- 6	0- 0	0- 0	AWAY	0- 1	2- 1	5- 4				
0- 0	0- 0	0- 0	NEUTRAL	0- 0	0- 0	0- 0				
8- 4	0- 0	0- 0	NON-CONFERENCE	0- 1	2- 2	6- 1				
4- 1	0- 0	0- 0	HOME	0- 0	0- 1	4- 0				
4- 3	0- 0	0- 0	AWAY	0- 1	2- 1	2- 1				
0- 0	0- 0	0- 0	NEUTRAL	0- 0	0- 0	0- 0				
9- 4	0- 0	0- 0	CONFERENCE	0- 0	0- 0	9- 4				
6- 1	0- 0	0- 0	HOME	0- 0	0- 0	6- 1				
3- 3	0- 0	0- 0	AWAY	0- 0	0- 0	3- 3				
0- 0	0- 0	0- 0	NEUTRAL	0- 0	0- 0	0- 0				

RPI S	Opponent	Score	RPI S	Opponent	Score	RPI S	Opponent	Score	RPI S	Opponent	Score	Team's RPI: 141
						93 A	Coastal Caro.	54 63	104 A	Liberty	58 53	
									116 A	Campbell	64 72	
									123 H	Richmond	62 70	
									129 A	Wake Forest	67 65	
									156 A	N.C. A&T	48 57	
									160 A	Samford	57 69	
									160 H	Samford	42 56	
									175 H	High Point	82 70	
									196 A	Chattanooga	59 74	
									196 H	Chattanooga	49 41	
									214 A	Furman	59 53	
									214 H	Furman	61 53	
									239 H	Appalachian St.	54 47	
									250 A	UNC Asheville	67 40	
									264 A	Col. of Charleston	69 56	
									269 A	Wofford	61 66	
									269 H	Wofford	49 45	
									289 A	ETSU	65 45	
									289 H	ETSU	63 47	
									309 H	Georgia St.	64 49	
									325 H	UMES	86 48	
									329 H	Mercer	67 51	
									340 A	Western Caro.	72 61	
									340 H	Western Caro.	54 43	
LAST 10 Division I												
160 A	Samford	57 69	196 A	Chattanooga	59 74							
214 H	Furman	61 53	160 H	Samford	42 56							
269 H	Wofford	49 45	329 H	Mercer	67 51							
340 A	Western Caro.	72 61	269 A	Wofford	61 66							
289 A	ETSU	65 45	214 A	Furman	59 53							

Non-Div I Games: Erskine 106 44 Concord 80 45 Lenoir-Rhyne 84 59

UNC Greensboro

Loss, Non-Conf, S Site, H Home A Away N Neutral

Average RPI Win:	256	WON-LOST	WINNING	LAST 10	STRENGTH OF	OPP. STRENGTH	TEAM	ADJ.	CONF.	ADJ CONF.
Average RPI Loss:	144	RECORD	PCT. RANK	GAMES	SCHEDULE	OF SCHEDULE	RPI	RPI	RPI	RPI
DIV. I ONLY	6- 17	303	2-8	141	214	273	273	14	14	
DIV. I NON-CONF.	2- 7	288	0	208	314	301	301	13	13	
TOTALS	RPI 1-25	RPI 26-50	W-L RECORDS	RPI 51-100	RPI 101-150	RPI 150+				
6- 17	0- 1	0- 3	OVERALL	0- 1	1- 4	5- 8				
3- 8	0- 0	0- 2	HOME	0- 1	0- 1	3- 4				
3- 8	0- 1	0- 1	AWAY	0- 0	1- 2	2- 4				
0- 1	0- 0	0- 0	NEUTRAL	0- 0	0- 1	0- 0				
2- 7	0- 1	0- 0	NON-CONFERENCE	0- 1	0- 2	2- 3				
1- 3	0- 0	0- 0	HOME	0- 1	0- 0	1- 2				
1- 3	0- 1	0- 0	AWAY	0- 0	0- 1	1- 1				
0- 1	0- 0	0- 0	NEUTRAL	0- 0	0- 1	0- 0				
4- 10	0- 0	0- 3	CONFERENCE	0- 0	1- 2	3- 5				
2- 5	0- 0	0- 2	HOME	0- 0	0- 1	2- 2				
2- 5	0- 0	0- 1	AWAY	0- 0	1- 1	1- 3				
0- 0	0- 0	0- 0	NEUTRAL	0- 0	0- 0	0- 0				

RPI 1-25				RPI 26-50				RPI 51-100				RPI 101+ Team's RPI: 273			
RPI	S	Opponent	Score	RPI	S	Opponent	Score	RPI	S	Opponent	Score	RPI	S	Opponent	Score
23	A	NC State	40 80	41	A	James Madison	52 76	93	H	Coastal Caro.	43 62	114	A	William & Mary	72 55
				41	H	James Madison	58 66					114	H	William & Mary	55 63
				42	H	Drexel	72 73					122	N	North Carolina	45 85
												125	A	Northeastern	61 63
												129	A	Wake Forest	55 65
												177	A	Towson	45 78
												177	H	Towson	41 62
												179	H	Delaware	71 65
												182	A	Elon	53 77
												182	H	Elon	57 60
												215	H	Kennesaw St.	56 58
												253	H	Winthrop	63 75
												264	A	Col. of Charleston	63 67
												264	H	Col. of Charleston	74 50
												275	A	Longwood	58 59
												308	A	Presbyterian	70 60
												319	A	Hofstra	62 59
												350	H	South Carolina St.	84 46
LAST 10 Division I															
				264	H	Col. of Charleston	74 50					125	A	Northeastern	61 63
				41	A	James Madison	52 76					319	A	Hofstra	62 59
				177	A	Towson	45 78					264	A	Col. of Charleston	63 67
				114	H	William & Mary	55 63					177	H	Towson	41 62
				182	H	Elon	57 60					41	H	James Madison	58 66

Non-Div I Games: Catawba 75 78 Mount Olive 75 67

UNCW

Loss, Non-Conf, S Site, H Home A Away N Neutral

UNI				STRENGTH OF SCHEDULE	OPP. STRENGTH OF SCHEDULE	TEAM RPI	ADJ. RPI	CONF. RPI	ADJ CONF. RPI
Average RPI Win:	165	WON-LOST RECORD	WINNING PCT. RANK						
Average RPI Loss:	61		LAST 10 GAMES						
DIV. I ONLY	15- 10	110	5-5	95	55	81	81	8	8
DIV. I NON-CONF.	7- 3	80	0	109	4	48	48	7	7
<hr/>									
TOTALS	RPI 1-25	RPI 26-50	W-L RECORDS	RPI 51-100	RPI 101-150	RPI 150+			
15- 10	1- 3	1- 3	OVERALL	4- 3	2- 0	7- 1			
9- 2	1- 1	1- 0	HOME	2- 1	2- 0	3- 0			
6- 6	0- 1	0- 3	AWAY	2- 1	0- 0	4- 1			
0- 2	0- 1	0- 0	NEUTRAL	0- 1	0- 0	0- 0			
7- 3	1- 1	0- 1	NON-CONFERENCE	2- 1	0- 0	4- 0			
3- 0	1- 0	0- 0	HOME	1- 0	0- 0	1- 0			
4- 1	0- 0	0- 1	AWAY	1- 0	0- 0	3- 0			
0- 2	0- 1	0- 0	NEUTRAL	0- 1	0- 0	0- 0			
8- 7	0- 2	1- 2	CONFERENCE	2- 2	2- 0	3- 1			
6- 2	0- 1	1- 0	HOME	1- 1	2- 0	2- 0			
2- 5	0- 1	0- 2	AWAY	1- 1	0- 0	1- 1			
0- 0	0- 0	0- 0	NEUTRAL	0- 0	0- 0	0- 0			

RPI 1-25				RPI 26-50				RPI 51-100				Team's RPI: 81		RPI 101+			
RPI	S	Opponent	Score	RPI	S	Opponent	Score	RPI	S	Opponent	Score		RPI	S	Opponent	Score	
10	H	Iowa	88 66	29	A	Drake	87 104	52	N	Alabama	77 87		148	H	Loyola Chicago	70 50	
14	A	Missouri St.	66 80	36	A	Bradley	47 61	56	A	Iowa St.	71 63		149	H	Valparaiso	77 70	
14	H	Missouri St.	55 66	36	H	Bradley	64 57	63	A	Illinois St.	57 65		161	A	Missouri	78 73	
24	N	Ohio St.	46 64	43	A	Creighton	54 57	63	H	Illinois St.	61 69		166	A	Wichita St.	61 50	
								64	H	IUPUI	51 50		262	H	North Dakota St.	95 63	
								100	A	Southern Ill.	60 57		272	A	Indiana St.	63 65	
								100	H	Southern Ill.	71 66		272	H	Indiana St.	73 43	
													312	A	Omaha	81 45	
													322	A	Evansville	67 49	
													322	H	Evansville	76 60	
LAST 10 Division I																	
				36	H	Bradley	64 57						14	H	Missouri St.	55 66	
				63	H	Illinois St.	61 69						149	H	Valparaiso	77 70	
				322	A	Evansville	67 49						148	H	Loyola Chicago	70 50	
				272	A	Indiana St.	63 65						63	A	Illinois St.	57 65	
				100	H	Southern Ill.	71 66						36	A	Bradley	47 61	

Non-Div I Games: Northwest Mo. St. 78 53

UNI

Loss, Non-Conf, S Site, H Home A Away N Neutral

Average RPI Win: <b>213</b>	WON-LOST	WINNING	LAST 10	STRENGTH OF	OPP. STRENGTH	TEAM	ADJ.	CONF.	ADJ CONF.
Average RPI Loss: <b>157</b>	RECORD	PCT. RANK	GAMES	SCHEDULE	OF SCHEDULE	RPI	RPI	RPI	RPI
DIV. I ONLY	<b>13- 16</b>	<b>207</b>	<b>3-7</b>	<b>175</b>	<b>182</b>	<b>216</b>	<b>216</b>	<b>17</b>	<b>17</b>
DIV. I NON-CONF.	<b>4- 7</b>	<b>225</b>	<b>0</b>	<b>166</b>	<b>104</b>	<b>248</b>	<b>248</b>	<b>19</b>	<b>19</b>
TOTALS	RPI 1-25	RPI 26-50	W-L RECORDS	RPI 51-100	RPI 101-150	RPI 150+			
13- 16	0- 0	0- 1	OVERALL	2- 4	1- 1	10- 10			
9- 7	0- 0	0- 1	HOME	2- 2	1- 0	6- 4			
4- 9	0- 0	0- 0	AWAY	0- 2	0- 1	4- 6			
0- 0	0- 0	0- 0	NEUTRAL	0- 0	0- 0	0- 0			
4- 7	0- 0	0- 1	NON-CONFERENCE	2- 2	0- 0	2- 4			
3- 4	0- 0	0- 1	HOME	2- 1	0- 0	1- 2			
1- 3	0- 0	0- 0	AWAY	0- 1	0- 0	1- 2			
0- 0	0- 0	0- 0	NEUTRAL	0- 0	0- 0	0- 0			
9- 9	0- 0	0- 0	CONFERENCE	0- 2	1- 1	8- 6			
6- 3	0- 0	0- 0	HOME	0- 1	1- 0	5- 2			
3- 6	0- 0	0- 0	AWAY	0- 1	0- 1	3- 4			
0- 0	0- 0	0- 0	NEUTRAL	0- 0	0- 0	0- 0			

RPI S	Opponent	Score	RPI S	Opponent	Score	RPI S	Opponent	Score	RPI S	Opponent	Score	Team's RPI: 216
26	H Duke	45 57	53	H Virginia	55 63	101	A Boise St.	52 81				
			62	H St. John's (NY)	79 75	101	H Boise St.	66 65				
			72	H South Fla.	61 51	153	A San Jose St.	60 62				
			75	A Fresno St.	58 72	153	H San Jose St.	63 76				
			75	H Fresno St.	66 72	164	H Wyoming	65 53				
			82	A Southern California	54 75	176	A Southern Utah	68 72				
						182	H Elon	44 50				
						194	A Pepperdine	69 44				
						219	A New Mexico	68 51				
						219	H New Mexico	64 80				
						220	H Cal St. Fullerton	58 64				
						232	A San Diego St.	39 48				
						232	H San Diego St.	72 67				
						238	A Grand Canyon	51 53				
						246	A Nevada	59 62				
						246	H Nevada	66 64				
						277	A Air Force	67 60				
						282	A Colorado St.	56 60				
						282	H Colorado St.	56 52				
						285	A Utah St.	60 46				
						285	H Utah St.	69 45				
						350	H South Carolina St.	66 57				
LAST 10 Division I												
153	H San Jose St.	63 76	246	A Nevada	59 62							
101	A Boise St.	52 81	75	A Fresno St.	58 72							
232	H San Diego St.	72 67	285	H Utah St.	69 45							
282	A Colorado St.	56 60	282	H Colorado St.	56 52							
219	H New Mexico	64 80	232	A San Diego St.	39 48							

Non-Div I Games:

UNLV

## USC Upstate

Through Games Of Feb. 27, 2020

Average RPI Win:	338	WON-LOST	WINNING	LAST 10	STRENGTH OF	OPP. STRENGTH	TEAM	ADJ.	CONF.	ADJ CONF.
Average RPI Loss:	182	RECORD	PCT. RANK	GAMES	SCHEDULE	OF SCHEDULE	RPI	RPI	RPI	RPI
DIV. I ONLY	6- 18	307	2-8	300	303	328	328	25	25	
DIV. I NON-CONF.	3- 4	201	0	323	205	281	281	28	28	
TOTALS	RPI 1-25	RPI 26-50	W-L RECORDS	RPI 51-100	RPI 101-150	RPI 150+				
6- 18	0- 1	0- 0	OVERALL	0- 1	0- 4	6- 12				
5- 7	0- 0	0- 0	HOME	0- 0	0- 2	5- 5				
1- 11	0- 1	0- 0	AWAY	0- 1	0- 2	1- 7				
0- 0	0- 0	0- 0	NEUTRAL	0- 0	0- 0	0- 0				
3- 4	0- 1	0- 0	NON-CONFERENCE	0- 1	0- 0	3- 2				
3- 0	0- 0	0- 0	HOME	0- 0	0- 0	3- 0				
0- 4	0- 1	0- 0	AWAY	0- 1	0- 0	0- 2				
0- 0	0- 0	0- 0	NEUTRAL	0- 0	0- 0	0- 0				
3- 14	0- 0	0- 0	CONFERENCE	0- 0	0- 4	3- 10				
2- 7	0- 0	0- 0	HOME	0- 0	0- 2	2- 5				
1- 7	0- 0	0- 0	AWAY	0- 0	0- 2	1- 5				
0- 0	0- 0	0- 0	NEUTRAL	0- 0	0- 0	0- 0				

RPI 1-25				RPI 26-50				RPI 51-100				RPI 101+ Team's RPI: 328			
RPI	S	Opponent	Score	RPI	S	Opponent	Score	RPI	S	Opponent	Score	RPI	S	Opponent	Score
2	A	South Carolina	32 112					69	A	Georgia	53 67	116	A	Campbell	38 50
												116	H	Campbell	72 80
												143	A	Hampton	40 60
												143	H	Hampton	73 86
												170	A	Jacksonville	43 87
												175	A	High Point	46 85
												175	H	High Point	45 81
												183	A	Gardner-Webb	53 63
												204	A	Radford	57 78
												204	H	Radford	41 57
												247	A	East Carolina	48 69
												250	A	UNC Asheville	45 53
												250	H	UNC Asheville	48 68
												253	H	Winthrop	38 52
												275	H	Longwood	62 70
												308	A	Presbyterian	42 55
												308	H	Presbyterian	70 60
												340	H	Western Caro.	70 62
												341	H	Florida A&M	74 61
												344	A	Charleston So.	71 64
												344	H	Charleston So.	70 53
												350	H	South Carolina St.	58 47
LAST 10 Division I															
204	A	Radford	57 78	308	H	Presbyterian	70 60								
250	A	UNC Asheville	45 53	116	H	Campbell	72 80								
143	H	Hampton	73 86	308	A	Presbyterian	42 55								
344	A	Charleston So.	71 64	204	H	Radford	41 57								
175	H	High Point	45 81	183	A	Gardner-Webb	53 63								

Non-Div I Games: Mars Hill 89 31 UNKNOWN 71 49

USC Upstate

Loss, Non-Conf, S Site, H Home A Away N Neutral

Average RPI Win:	244	WON-LOST	WINNING	LAST 10	STRENGTH OF	OPP. STRENGTH	TEAM	ADJ.	CONF.	ADJ CONF.
Average RPI Loss:	75	RECORD	PCT. RANK	GAMES	SCHEDULE	OF SCHEDULE	RPI	RPI	RPI	RPI
DIV. I ONLY	17- 10	88	7-3	125	167	107	107	21	21	
DIV. I NON-CONF.	6- 6	164	0	67	57	111	111	20	20	
TOTALS	RPI 1-25	RPI 26-50	W-L RECORDS	RPI 51-100	RPI 101-150	RPI 150+				
17- 10	0- 3	0- 2	OVERALL	1- 3	1- 1	15- 1				
10- 3	0- 0	0- 0	HOME	0- 2	1- 1	9- 0				
7- 4	0- 1	0- 1	AWAY	1- 1	0- 0	6- 1				
0- 3	0- 2	0- 1	NEUTRAL	0- 0	0- 0	0- 0				
6- 6	0- 3	0- 1	NON-CONFERENCE	1- 1	1- 1	4- 0				
3- 2	0- 0	0- 0	HOME	0- 1	1- 1	2- 0				
3- 1	0- 1	0- 0	AWAY	1- 0	0- 0	2- 0				
0- 3	0- 2	0- 1	NEUTRAL	0- 0	0- 0	0- 0				
11- 4	0- 0	0- 1	CONFERENCE	0- 2	0- 0	11- 1				
7- 1	0- 0	0- 0	HOME	0- 1	0- 0	7- 0				
4- 3	0- 0	0- 1	AWAY	0- 1	0- 0	4- 1				
0- 0	0- 0	0- 0	NEUTRAL	0- 0	0- 0	0- 0				

RPI 1-25				RPI 26-50				RPI 51-100				RPI 101+ Team's RPI: 107			
RPI	S	Opponent	Score	RPI	S	Opponent	Score	RPI	S	Opponent	Score	RPI	S	Opponent	Score
1	N	Oregon	54 91	46	N	Oklahoma St.	47 60	58	H	Marist	57 73	147	H	Texas Southern	63 74
6	N	Louisville	67 76	47	A	Troy	69 85	92	A	Kansas St.	57 53	150	H	Wright St.	68 62
7	A	Northwestern	47 74					93	A	Coastal Caro.	56 62	195	A	Little Rock	62 46
								93	H	Coastal Caro.	62 80	195	H	Little Rock	65 58
												197	H	Louisiana	79 52
												223	H	SMU	51 46
												239	A	Appalachian St.	82 60
												239	H	Appalachian St.	63 44
												243	A	South Alabama	68 45
												255	A	Texas St.	55 72
												255	H	Texas St.	69 49
												257	A	Arkansas St.	89 62
												257	H	Arkansas St.	71 44
												260	A	North Texas	68 49
												309	H	Georgia St.	58 32
												346	A	Grambling	88 54
												347	H	La.-Monroe	72 34
												348	H	Chicago St.	84 53
LAST 10 Division I															
309	H	Georgia St.	58 32	239	H	Appalachian St.	63 44								
255	H	Texas St.	69 49	255	A	Texas St.	55 72								
195	A	Little Rock	62 46	47	A	Troy	69 85								
257	A	Arkansas St.	89 62	243	A	South Alabama	68 45								
93	H	Coastal Caro.	62 80	347	H	La.-Monroe	72 34								

Non-Div I Games:

UT Arlington

Average RPI Win:	223	WON-LOST	WINNING	LAST 10	STRENGTH OF	OPP. STRENGTH	TEAM	ADJ.	CONF.	ADJ CONF.
Average RPI Loss:	71	RECORD	PCT. RANK	GAMES	SCHEDULE	OF SCHEDULE	RPI	RPI	RPI	RPI
DIV. I ONLY	19- 9	67	9-1	88	187	55	55	20	20	
DIV. I NON-CONF.	4- 7	225	0	15	8	114	114	23	23	
TOTALS	RPI 1-25	RPI 26-50	W-L RECORDS	RPI 51-100	RPI 101-150	RPI 150+				
19- 9	0- 3	0- 1	OVERALL	2- 3	0- 1	17- 1				
12- 1	0- 1	0- 0	HOME	2- 0	0- 0	10- 0				
7- 8	0- 2	0- 1	AWAY	0- 3	0- 1	7- 1				
0- 0	0- 0	0- 0	NEUTRAL	0- 0	0- 0	0- 0				
4- 7	0- 3	0- 1	NON-CONFERENCE	1- 3	0- 0	3- 0				
4- 1	0- 1	0- 0	HOME	1- 0	0- 0	3- 0				
0- 6	0- 2	0- 1	AWAY	0- 3	0- 0	0- 0				
0- 0	0- 0	0- 0	NEUTRAL	0- 0	0- 0	0- 0				
15- 2	0- 0	0- 0	CONFERENCE	1- 0	0- 1	14- 1				
8- 0	0- 0	0- 0	HOME	1- 0	0- 0	7- 0				
7- 2	0- 0	0- 0	AWAY	0- 0	0- 1	7- 1				
0- 0	0- 0	0- 0	NEUTRAL	0- 0	0- 0	0- 0				

RPI 1-25				RPI 26-50				RPI 51-100 Team's RPI: 55				RPI 101+			
RPI	S	Opponent	Score	RPI	S	Opponent	Score	RPI	S	Opponent	Score	RPI	S	Opponent	Score
6	H	Louisville	63 71	39	A	Arkansas	46 96	51	H	Belmont	74 57	111	A	Southeast Mo. St.	69 71
12	A	Mississippi St.	46 82					63	A	Illinois St.	47 70	160	H	Samford	80 75
13	A	Gonzaga	55 78					64	H	IUPUI	57 51	178	A	Austin Peay	69 61
								89	A	Saint Louis	50 56	178	H	Austin Peay	65 61
								100	A	Southern Ill.	59 70	196	H	Chattanooga	78 51
												205	A	Tennessee Tech	86 65
												205	H	Tennessee Tech	71 62
												207	A	Eastern Ill.	70 74
												207	H	Eastern Ill.	88 64
												226	A	Murray St.	89 64
												226	H	Murray St.	98 56
												252	A	Jacksonville St.	73 56
												252	H	Jacksonville St.	86 72
												254	H	Lipscomb	83 67
												276	A	Morehead St.	82 64
												288	A	Eastern Ky.	65 50
												336	H	Tennessee St.	88 71
												337	A	SIUE	79 39
												337	H	SIUE	75 58
LAST 10 Division I															
337	H	SIUE	75 58	252	H	Jacksonville St.	86 72								
252	A	Jacksonville St.	73 56	205	H	Tennessee Tech	71 62								
205	A	Tennessee Tech	86 65	276	A	Morehead St.	82 64								
207	H	Eastern Ill.	88 64	288	A	Eastern Ky.	65 50								
111	A	Southeast Mo. St.	69 71	337	A	SIUE	79 39								

Non-Div I Games:

UT Martin

■ Loss, 
 ■ Non-Conf, S Site, 
 ■ Home 
 ■ Away 
 N Neutral

Average RPI Win:	262	WON-LOST	WINNING	LAST 10	STRENGTH OF	OPP. STRENGTH	TEAM	ADJ.	CONF.	ADJ CONF.
Average RPI Loss:	132	RECORD	PCT. RANK	GAMES	SCHEDULE	OF SCHEDULE	RPI	RPI	RPI	RPI
DIV. I ONLY	14- 12	154	3-7	249	184	221	221	13	13	
DIV. I NON-CONF.	7- 4	100	0	319	331	262	262	16	16	
TOTALS	RPI 1-25	RPI 26-50	W-L RECORDS	RPI 51-100	RPI 101-150	RPI 150+				
14- 12	0- 2	1- 1	OVERALL	0- 3	1- 1	12- 5				
11- 6	0- 2	1- 0	HOME	0- 2	1- 0	9- 2				
3- 6	0- 0	0- 1	AWAY	0- 1	0- 1	3- 3				
0- 0	0- 0	0- 0	NEUTRAL	0- 0	0- 0	0- 0				
7- 4	0- 1	0- 0	NON-CONFERENCE	0- 0	1- 0	6- 3				
6- 3	0- 1	0- 0	HOME	0- 0	1- 0	5- 2				
1- 1	0- 0	0- 0	AWAY	0- 0	0- 0	1- 1				
0- 0	0- 0	0- 0	NEUTRAL	0- 0	0- 0	0- 0				
7- 8	0- 1	1- 1	CONFERENCE	0- 3	0- 1	6- 2				
5- 3	0- 1	1- 0	HOME	0- 2	0- 0	4- 0				
2- 5	0- 0	0- 1	AWAY	0- 1	0- 1	2- 2				
0- 0	0- 0	0- 0	NEUTRAL	0- 0	0- 0	0- 0				

RPI 1-25				RPI 26-50				RPI 51-100				RPI 101+ Team's RPI: 221			
RPI	S	Opponent	Score	RPI	S	Opponent	Score	RPI	S	Opponent	Score	RPI	S	Opponent	Score
22	H	Arizona	43 54	31	A	Western Ky.	65 78	57	A	Middle Tenn.	60 76	119	A	UAB	51 63
25	H	Old Dominion	69 77	49	H	Charlotte	82 76	57	H	Middle Tenn.	80 92	146	H	Western Mich.	76 46
								65	H	Rice	61 69	192	H	Fla. Atlantic	96 65
												202	A	Southern Miss.	89 72
												219	H	New Mexico	78 93
												223	A	SMU	56 60
												233	A	Marshall	66 76
												260	H	North Texas	67 63
												265	A	Louisiana Tech	80 87
												267	H	Tulsa	51 58
												303	H	FIU	64 34
												305	H	UC Riverside	63 50
												309	H	Georgia St.	71 68
												310	A	UTSA	85 59
												310	H	UTSA	94 54
												316	A	New Mexico St.	63 57
												316	H	New Mexico St.	65 45
												320	H	Weber St.	70 51
												332	H	Alcorn	92 47
LAST 10 Division I															
57	H	Middle Tenn.	80 92	49	H	Charlotte	82 76	57	H	Middle Tenn.	60 76				
310	A	UTSA	85 59	119	A	UAB	51 63								
233	A	Marshall	66 76	57	A	Middle Tenn.	60 76								
31	A	Western Ky.	65 78	260	H	North Texas	67 63								
25	H	Old Dominion	69 77	65	H	Rice	61 69								

Non-Div I Games:

UTEP

■ Loss, 
 ■ Non-Conf, S Site, 
 ■ Home 
 ■ Away 
 N Neutral



U  
T  
R  
G  
V

U  
T  
R  
G  
V

UTRGV

Page 321

TOTALS	RPI 1-25	RPI 26-50	W-L RECORDS	RPI 51-100	RPI 101-150	RPI 150+
3- 20	0- 1	0- 3	OVERALL	0- 2	0- 3	3- 11
2- 7	0- 1	0- 1	HOME	0- 1	0- 0	2- 4
1- 12	0- 0	0- 2	AWAY	0- 1	0- 2	1- 7
0- 1	0- 0	0- 0	NEUTRAL	0- 0	0- 1	0- 0
1- 7	0- 0	0- 1	NON-CONFERENCE	0- 0	0- 2	1- 4
1- 1	0- 0	0- 0	HOME	0- 0	0- 0	1- 1
0- 5	0- 0	0- 1	AWAY	0- 0	0- 1	0- 3
0- 1	0- 0	0- 0	NEUTRAL	0- 0	0- 1	0- 0
2- 13	0- 1	0- 2	CONFERENCE	0- 2	0- 1	2- 7
1- 6	0- 1	0- 1	HOME	0- 1	0- 0	1- 3
1- 7	0- 0	0- 1	AWAY	0- 1	0- 1	1- 4
0- 0	0- 0	0- 0	NEUTRAL	0- 0	0- 0	0- 0

RPI 1-25				RPI 26-50				RPI 51-100				RPI 101+				Team's RPI: 310	
RPI	S	Opponent	Score	RPI	S	Opponent	Score	RPI	S	Opponent	Score	RPI	S	Opponent	Score		
25	H	Old Dominion	43 62	31	A	Western Ky.	57 85	57	A	Middle Tenn.	48 69	110	N	Utah	45 91		
				44	A	Texas	53 84	65	H	Rice	62 74	119	A	UAB	55 94		
				49	H	Charlotte	47 67					138	A	Texas Tech	58 119		
												151	H	Sam Houston St.	77 81		
												192	H	Fla. Atlantic	53 80		
												202	A	Southern Miss.	65 82		
												208	A	Hawaii	50 62		
												221	A	UTEP	54 94		
												221	H	UTEP	59 85		
												233	A	Marshall	53 66		
												255	A	Texas St.	69 74		
												258	H	Incarnate Word	63 56		
												260	A	North Texas	55 94		
												260	H	North Texas	55 79		
												265	A	Louisiana Tech	82 73		
												303	H	FIU	60 45		
												306	A	UTRGV	64 75		
LAST 10 Division I																	
				260	A	North Texas	55 94	25	H	Old Dominion	43 62						
				221	H	UTEP	59 85	57	A	Middle Tenn.	48 69						
				31	A	Western Ky.	57 85	119	A	UAB	55 94						
				233	A	Marshall	53 66	65	H	Rice	62 74						
				49	H	Charlotte	47 67	260	H	North Texas	55 79						

UTSA

Page 322

Average RPI Win:	167	WON-LOST	WINNING	LAST 10	STRENGTH OF	OPP. STRENGTH	TEAM	ADJ.	CONF.	ADJ CONF.
Average RPI Loss:	60	RECORD	PCT. RANK	GAMES	SCHEDULE	OF SCHEDULE	RPI	RPI	RPI	RPI
DIV. I ONLY	13- 14	183	4-6	54	13	110	110	1	1	
DIV. I NON-CONF.	7- 4	100	0	298	144	193	193	1	1	
TOTALS	RPI 1-25	RPI 26-50	W-L RECORDS	RPI 51-100	RPI 101-150	RPI 150+				
13- 14	0- 8	1- 1	OVERALL	3- 2	4- 1	5- 2				
6- 9	0- 5	1- 1	HOME	1- 1	0- 1	4- 1				
5- 5	0- 3	0- 0	AWAY	2- 1	3- 0	0- 1				
2- 0	0- 0	0- 0	NEUTRAL	0- 0	1- 0	1- 0				
7- 4	0- 0	0- 1	NON-CONFERENCE	1- 1	1- 0	5- 2				
4- 2	0- 0	0- 1	HOME	0- 0	0- 0	4- 1				
1- 2	0- 0	0- 0	AWAY	1- 1	0- 0	0- 1				
2- 0	0- 0	0- 0	NEUTRAL	0- 0	1- 0	1- 0				
6- 10	0- 8	1- 0	CONFERENCE	2- 1	3- 1	0- 0				
2- 7	0- 5	1- 0	HOME	1- 1	0- 1	0- 0				
4- 3	0- 3	0- 0	AWAY	1- 0	3- 0	0- 0				
0- 0	0- 0	0- 0	NEUTRAL	0- 0	0- 0	0- 0				

RPI	S	Opponent	Score	RPI	S	Opponent	Score	RPI	S	Opponent	Score	RPI	S	Opponent	Score	Team's RPI: 110
1	A	Oregon	51 88	27	H	Arizona St.	75 71	74	A	BYU	77 73	109	A	Washington St.	78 66	
1	H	Oregon	63 90	32	H	South Dakota	81 84	77	A	Colorado	84 69	126	A	Washington	74 65	
8	A	Stanford	49 82					77	H	Colorado	70 80	135	A	California	71 62	
8	H	Stanford	64 97					80	A	Cincinnati	62 68	135	H	California	74 88	
11	H	UCLA	54 84					82	H	Southern California	67 65	147	N	Texas Southern	61 52	
16	A	Oregon St.	48 77									171	H	Providence	60 67	
16	H	Oregon St.	65 77									211	H	Oral Roberts	78 58	
22	H	Arizona	69 85									246	H	Nevada	68 62	
												256	A	Xavier	63 70	
												302	H	Eastern Wash.	87 49	
												310	N	UTSA	91 45	
												320	H	Weber St.	75 46	
LAST 10 Division I																
27	H	Arizona St.	75 71	126	A	Washington	74 65									
22	H	Arizona	69 85	16	H	Oregon St.	65 77									
135	H	California	74 88	1	H	Oregon	63 90									
8	H	Stanford	64 97	8	A	Stanford	49 82									
109	A	Washington St.	78 66	135	A	California	71 62									

Non-Div I Games:

Utah

■ Loss, 
■ Non-Conf, 
■ S Site, 
■ H Home 
■ A Away 
N Neutral

Average RPI Win: <b>232</b>	WON-LOST	WINNING	LAST 10	STRENGTH OF	OPP. STRENGTH	TEAM	ADJ.	CONF.	ADJ CONF.
Average RPI Loss: <b>174</b>	RECORD	PCT. RANK	GAMES	SCHEDULE	OF SCHEDULE	RPI	RPI	RPI	RPI
DIV. I ONLY	6- 22	317	1-9	133	208	285	285	17	17
DIV. I NON-CONF.	4- 6	212	0	85	215	158	158	19	19
TOTALS	RPI 1-25	RPI 26-50	W-L RECORDS	RPI 51-100	RPI 101-150	RPI 150+			
6- 22	0- 2	0- 0	OVERALL	0- 3	1- 2	5- 15			
3- 10	0- 0	0- 0	HOME	0- 1	0- 2	3- 7			
3- 12	0- 2	0- 0	AWAY	0- 2	1- 0	2- 8			
0- 0	0- 0	0- 0	NEUTRAL	0- 0	0- 0	0- 0			
4- 6	0- 2	0- 0	NON-CONFERENCE	0- 1	0- 1	4- 2			
3- 1	0- 0	0- 0	HOME	0- 0	0- 1	3- 0			
1- 5	0- 2	0- 0	AWAY	0- 1	0- 0	1- 2			
0- 0	0- 0	0- 0	NEUTRAL	0- 0	0- 0	0- 0			
2- 16	0- 0	0- 0	CONFERENCE	0- 2	1- 1	1- 13			
0- 9	0- 0	0- 0	HOME	0- 1	0- 1	0- 7			
2- 7	0- 0	0- 0	AWAY	0- 1	1- 0	1- 6			
0- 0	0- 0	0- 0	NEUTRAL	0- 0	0- 0	0- 0			

RPI 1-25				RPI 26-50				RPI 51-100				RPI 101+ Team's RPI: 285			
RPI	S	Opponent	Score	RPI	S	Opponent	Score	RPI	S	Opponent	Score	RPI	S	Opponent	Score
1	A	Oregon	52 <b>109</b>					74	A	BYU	50 <b>67</b>	101	A	Boise St.	58 <b>56</b>
16	A	Oregon St.	46 <b>75</b>					75	A	Fresno St.	64 <b>76</b>	101	H	Boise St.	59 <b>65</b>
								75	H	Fresno St.	61 <b>79</b>	136	H	Portland	64 <b>70</b>
												153	A	San Jose St.	38 <b>76</b>
												153	H	San Jose St.	61 <b>76</b>
												162	H	Idaho St.	69 <b>61</b>
												164	A	Wyoming	45 <b>64</b>
												164	H	Wyoming	54 <b>65</b>
												216	A	UNLV	45 <b>69</b>
												216	H	UNLV	46 <b>60</b>
												219	H	New Mexico	52 <b>54</b>
												220	A	Cal St. Fullerton	62 <b>83</b>
												232	A	San Diego St.	62 <b>66</b>
												232	H	San Diego St.	51 <b>59</b>
												246	A	Nevada	60 <b>69</b>
												260	H	North Texas	66 <b>55</b>
												277	A	Air Force	53 <b>52</b>
												277	H	Air Force	45 <b>62</b>
												282	A	Colorado St.	55 <b>56</b>
												282	H	Colorado St.	61 <b>67</b>
												291	A	Long Beach St.	56 <b>48</b>
												298	A	Utah Valley	49 <b>57</b>
												301	H	Seattle U	70 <b>63</b>
LAST 10 Division I															
219	H	New Mexico	52 <b>54</b>	101	A	Boise St.	58 <b>56</b>	216	A	UNLV	45 <b>69</b>	232	H	San Diego St.	51 <b>59</b>
153	A	San Jose St.	38 <b>76</b>	164	H	Wyoming	54 <b>65</b>	282	A	Colorado St.	55 <b>56</b>				
164	A	Wyoming	45 <b>64</b>												
75	H	Fresno St.	61 <b>79</b>												
282	H	Colorado St.	61 <b>67</b>												

Non-Div I Games: Dixie St. 61 49

Utah St.

## Utah Valley

Through Games Of Feb. 27, 2020

Average RPI Win:	285	WON-LOST	WINNING	LAST 10	STRENGTH OF	OPP. STRENGTH	TEAM	ADJ.	CONF.	ADJ CONF.
Average RPI Loss:	229	RECORD	PCT. RANK	GAMES	SCHEDULE	OF SCHEDULE	RPI	RPI	RPI	RPI
DIV. I ONLY	10- 14	227	5-5	324	335	298	298	31	31	
DIV. I NON-CONF.	1- 9	326	0	285	289	340	340	32	32	
TOTALS	RPI 1-25	RPI 26-50	W-L RECORDS	RPI 51-100	RPI 101-150	RPI 150+				
10- 14	0- 0	0- 0	OVERALL	0- 1	0- 1	10- 12				
6- 7	0- 0	0- 0	HOME	0- 0	0- 0	6- 7				
4- 7	0- 0	0- 0	AWAY	0- 1	0- 1	4- 5				
0- 0	0- 0	0- 0	NEUTRAL	0- 0	0- 0	0- 0				
1- 9	0- 0	0- 0	NON-CONFERENCE	0- 1	0- 1	1- 7				
1- 4	0- 0	0- 0	HOME	0- 0	0- 0	1- 4				
0- 5	0- 0	0- 0	AWAY	0- 1	0- 1	0- 3				
0- 0	0- 0	0- 0	NEUTRAL	0- 0	0- 0	0- 0				
9- 5	0- 0	0- 0	CONFERENCE	0- 0	0- 0	9- 5				
5- 3	0- 0	0- 0	HOME	0- 0	0- 0	5- 3				
4- 2	0- 0	0- 0	AWAY	0- 0	0- 0	4- 2				
0- 0	0- 0	0- 0	NEUTRAL	0- 0	0- 0	0- 0				

RPI S	Opponent	Score	RPI S	Opponent	Score	RPI S	Opponent	Score	RPI S	Opponent	Score	Team's RPI: 298
						74 A	BYU	57 71	101 A	Boise St.	69 77	
									154 H	Montana	52 63	
									162 H	Idaho St.	61 88	
									176 H	Southern Utah	58 71	
									210 H	UMKC	62 41	
									238 A	Grand Canyon	64 54	
									238 H	Grand Canyon	59 66	
									244 A	CSU Bakersfield	63 56	
									244 H	CSU Bakersfield	53 55	
									246 H	Nevada	57 60	
									266 A	UC Santa Barbara	51 59	
									285 H	Utah St.	57 49	
									299 A	California Baptist	67 80	
									299 H	California Baptist	74 57	
									301 A	Seattle U	80 82	
									301 H	Seattle U	70 58	
									305 A	UC Riverside	53 67	
									306 A	UTRGV	76 67	
									306 H	UTRGV	61 54	
									316 A	New Mexico St.	58 54	
									316 H	New Mexico St.	58 65	
									320 A	Weber St.	46 72	
									348 H	Chicago St.	89 58	
LAST 10 Division I												
			299 H	California Baptist	74 57		301 A	Seattle U	80 82			
			238 A	Grand Canyon	64 54		299 A	California Baptist	67 80			
			244 A	CSU Bakersfield	63 56		238 H	Grand Canyon	59 66			
			316 H	New Mexico St.	58 65		244 H	CSU Bakersfield	53 55			
			306 H	UTRGV	61 54		306 A	UTRGV	76 67			

Non-Div I Games: Antelope Valley 77 61 Ottawa (AZ) 99 50

Utah Valley

Loss, Non-Conf, S Site, H Home A Away N Neutral

Average RPI Win: <b>187</b>	WON-LOST	WINNING	LAST 10	STRENGTH OF	OPP. STRENGTH	TEAM	ADJ.	CONF.	ADJ CONF.
Average RPI Loss: <b>104</b>	RECORD	PCT. RANK	GAMES	SCHEDULE	OF SCHEDULE	RPI	RPI	RPI	RPI
DIV. I ONLY	<b>17- 11</b>	<b>101</b>	<b>7-3</b>	<b>114</b>	<b>113</b>	<b>105</b>	<b>105</b>	<b>12</b>	<b>12</b>
DIV. I NON-CONF.	<b>5- 8</b>	<b>221</b>	<b>0</b>	<b>108</b>	<b>126</b>	<b>210</b>	<b>210</b>	<b>12</b>	<b>12</b>
TOTALS	RPI 1-25	RPI 26-50	W-L RECORDS	RPI 51-100	RPI 101-150	RPI 150+			
17- 11	1- 0	0- 0	OVERALL	3- 6	3- 3	10- 2			
10- 5	1- 0	0- 0	HOME	2- 1	1- 3	6- 1			
6- 6	0- 0	0- 0	AWAY	1- 5	2- 0	3- 1			
1- 0	0- 0	0- 0	NEUTRAL	0- 0	0- 0	1- 0			
5- 8	1- 0	0- 0	NON-CONFERENCE	0- 5	0- 1	4- 2			
4- 3	1- 0	0- 0	HOME	0- 1	0- 1	3- 1			
0- 5	0- 0	0- 0	AWAY	0- 4	0- 0	0- 1			
1- 0	0- 0	0- 0	NEUTRAL	0- 0	0- 0	1- 0			
12- 3	0- 0	0- 0	CONFERENCE	3- 1	3- 2	6- 0			
6- 2	0- 0	0- 0	HOME	2- 0	1- 2	3- 0			
6- 1	0- 0	0- 0	AWAY	1- 1	2- 0	3- 0			
0- 0	0- 0	0- 0	NEUTRAL	0- 0	0- 0	0- 0			

RPI 1-25				RPI 26-50				RPI 51-100				RPI 101+				Team's RPI: 105	
RPI	S	Opponent	Score	RPI	S	Opponent	Score	RPI	S	Opponent	Score	RPI	S	Opponent	Score		
25	H	Old Dominion	62 49					54	A	Dayton	67 72	114	H	William & Mary	55 69		
								57	A	Middle Tenn.	63 86	123	A	Richmond	57 42		
								71	A	Boston College	52 87	123	H	Richmond	53 50		
								72	A	South Fla.	55 77	124	H	Duquesne	76 79		
								78	A	Seton Hall	33 53	137	H	George Washington	55 56		
								80	H	Cincinnati	56 58	139	A	Massachusetts	61 46		
								88	H	Fordham	62 52	156	H	N.C. A&T	58 69		
								89	A	Saint Louis	65 52	191	A	La Salle	67 61		
								89	H	Saint Louis	67 60	202	A	Southern Miss.	39 51		
												212	A	Rhode Island	75 54		
												234	A	George Mason	82 63		
												234	H	George Mason	48 36		
												235	H	Saint Joseph's	47 40		
												239	H	Appalachian St.	66 38		
												247	H	East Carolina	53 40		
												294	H	St. Bonaventure	56 47		
												305	H	UC Riverside	67 51		
												312	N	Omaha	74 66		
LAST 10 Division I																	
234	H	George Mason	48 36	137	H	George Washington	55 56										
89	H	Saint Louis	67 60	123	A	Richmond	57 42										
191	A	La Salle	67 61	124	H	Duquesne	76 79										
54	A	Dayton	67 72	88	H	Fordham	62 52										
294	H	St. Bonaventure	56 47	234	A	George Mason	82 63										

Non-Div I Games:

VCU

■ Loss, 
■ Non-Conf, 
■ S Site, 
■ H Home 
■ A Away 
N Neutral

## Valparaiso

Through Games Of Feb. 27, 2020

Average RPI Win: 249		WON-LOST	WINNING	LAST 10	STRENGTH OF	OPP. STRENGTH	TEAM	ADJ.	CONF.	ADJ CONF.
Average RPI Loss: 62		RECORD	PCT. RANK	GAMES	SCHEDULE	OF SCHEDULE	RPI	RPI	RPI	RPI
DIV. I ONLY		15- 10	110	5-5	259	102	149	149	8	8
DIV. I NON-CONF.		8- 3	68	0	334	197	149	149	7	7
TOTALS		RPI 1-25	RPI 26-50		W-L RECORDS		RPI 51-100	RPI 101-150	RPI 150+	
15- 10	0- 3	0- 3		OVERALL		1- 3	2- 0	12- 1		
7- 4	0- 1	0- 1		HOME		0- 2	1- 0	6- 0		
8- 5	0- 1	0- 2		AWAY		1- 1	1- 0	6- 1		
0- 1	0- 1	0- 0		NEUTRAL		0- 0	0- 0	0- 0		
8- 3	0- 2	0- 0		NON-CONFERENCE		0- 0	0- 0	8- 1		
4- 0	0- 0	0- 0		HOME		0- 0	0- 0	4- 0		
4- 2	0- 1	0- 0		AWAY		0- 0	0- 0	4- 1		
0- 1	0- 1	0- 0		NEUTRAL		0- 0	0- 0	0- 0		
7- 7	0- 1	0- 3		CONFERENCE		1- 3	2- 0	4- 0		
3- 4	0- 1	0- 1		HOME		0- 2	1- 0	2- 0		
4- 3	0- 0	0- 2		AWAY		1- 1	1- 0	2- 0		
0- 0	0- 0	0- 0		NEUTRAL		0- 0	0- 0	0- 0		

RPI 1-25				RPI 26-50				RPI 51-100				RPI 101+ Team's RPI: 149			
RPI	S	Opponent	Score	RPI	S	Opponent	Score	RPI	S	Opponent	Score	RPI	S	Opponent	Score
7	A	Northwestern	48 69	29	A	Drake	66 87	63	A	Illinois St.	78 70	148	A	Loyola Chicago	70 57
14	H	Missouri St.	68 81	36	A	Bradley	69 90	63	H	Illinois St.	60 72	148	H	Loyola Chicago	66 64
24	N	Ohio St.	38 89	36	H	Bradley	61 75	81	A	UNI	70 77	174	A	Toledo	61 54
								100	H	Southern Ill.	51 67	207	A	Eastern Ill.	78 66
												230	A	North Dakota	63 65
												251	H	Bowling Green	95 90
												262	A	North Dakota St.	66 54
												272	A	Indiana St.	75 56
												272	H	Indiana St.	61 45
												276	H	Morehead St.	55 53
												322	A	Evansville	88 66
												322	H	Evansville	72 54
												333	A	Detroit Mercy	77 58
												342	H	UIC	63 37
												348	H	Chicago St.	95 49
LAST 10 Division I															
148	A	Loyola Chicago	70 57	81	A	UNI	70 77								
63	A	Illinois St.	78 70	29	A	Drake	66 87								
36	A	Bradley	69 90	148	H	Loyola Chicago	66 64								
272	H	Indiana St.	61 45	36	H	Bradley	61 75								
322	H	Evansville	72 54	63	H	Illinois St.	60 72								

Non-Div I Games:

Valparaiso

■ Loss, 
 ■ Non-Conf, 
 ■ S Site, 
 ■ H Home 
 ■ A Away 
 N Neutral

# Vanderbilt

Through Games Of Feb. 27, 2020

Average RPI Win:	199	WON-LOST	WINNING	LAST 10	STRENGTH OF	OPP. STRENGTH	TEAM	ADJ.	CONF.	ADJ CONF.
Average RPI Loss:	53	RECORD	PCT. RANK	GAMES	SCHEDULE	OF SCHEDULE	RPI	RPI	RPI	RPI
DIV. I ONLY	13- 15	195	1-9	41	71	118	118	4	4	
DIV. I NON-CONF.	10- 3	57	0	107	238	73	73	5	5	
TOTALS	RPI 1-25	RPI 26-50	W-L RECORDS	RPI 51-100	RPI 101-150	RPI 150+				
13- 15	0- 5	0- 3	OVERALL	2- 4	3- 2	8- 1				
9- 6	0- 3	0- 1	HOME	1- 1	2- 0	6- 1				
3- 7	0- 2	0- 1	AWAY	1- 2	1- 2	1- 0				
1- 2	0- 0	0- 1	NEUTRAL	0- 1	0- 0	1- 0				
10- 3	0- 1	0- 1	NON-CONFERENCE	1- 1	2- 0	7- 0				
7- 1	0- 1	0- 0	HOME	1- 0	1- 0	5- 0				
2- 0	0- 0	0- 0	AWAY	0- 0	1- 0	1- 0				
1- 2	0- 0	0- 1	NEUTRAL	0- 1	0- 0	1- 0				
3- 12	0- 4	0- 2	CONFERENCE	1- 3	1- 2	1- 1				
2- 5	0- 2	0- 1	HOME	0- 1	1- 0	1- 1				
1- 7	0- 2	0- 1	AWAY	1- 2	0- 2	0- 0				
0- 0	0- 0	0- 0	NEUTRAL	0- 0	0- 0	0- 0				

RPI S	Opponent	Score	RPI S	Opponent	Score	RPI S	Opponent	Score	RPI S	Opponent	Score	Team's RPI: 118
2	A South Carolina	44 95	33	A LSU	55 61	52	A Alabama	61 98	106	A Auburn	62 70	
2	H South Carolina	57 93	39	H Arkansas	66 100	59	A Tennessee	63 67	106	H Auburn	77 55	
5	H UConn	51 64	45	N Rutgers	56 62	59	H Tennessee	69 78	126	A Washington	76 74	
12	H Mississippi St.	52 68				69	A Georgia	63 55	127	A Florida	60 68	
18	A Texas A&M	53 74				78	N Seton Hall	65 69	128	H Columbia	72 51	
						89	H Saint Louis	62 50	161	H Missouri	66 78	
									204	H Radford	80 46	
									205	H Tennessee Tech	75 61	
									214	H Furman	74 46	
									252	H Jacksonville St.	88 66	
									280	N UC Irvine	76 63	
									287	H Ole Miss	63 47	
									288	H Eastern Ky.	75 69	
									336	A Tennessee St.	106 55	
LAST 10 Division I												
33	A LSU	55 61	287	H Ole Miss	63 47							
59	A Tennessee	63 67	106	A Auburn	62 70							
161	H Missouri	66 78	59	H Tennessee	69 78							
2	A South Carolina	44 95	52	A Alabama	61 98							
18	A Texas A&M	53 74	12	H Mississippi St.	52 68							

Non-Div I Games:

Vanderbilt

Loss, Non-Conf, S Site, H Home A Away N Neutral



Average RPI Win:	307	WON-LOST	WINNING	LAST 10	STRENGTH OF	OPP. STRENGTH	TEAM	ADJ.	CONF.	ADJ CONF.
Average RPI Loss:	187	RECORD	PCT. RANK	GAMES	SCHEDULE	OF SCHEDULE	RPI	RPI	RPI	RPI
DIV. I ONLY	11- 16	233	3-7	329	324	297	297	26	26	
DIV. I NON-CONF.	5- 7	205	0	324	319	303	303	27	27	
TOTALS	RPI 1-25	RPI 26-50	W-L RECORDS	RPI 51-100	RPI 101-150	RPI 150+				
11- 16	0- 0	0- 0	OVERALL	0- 3	0- 2	11- 11				
8- 5	0- 0	0- 0	HOME	0- 1	0- 1	8- 3				
3- 11	0- 0	0- 0	AWAY	0- 2	0- 1	3- 8				
0- 0	0- 0	0- 0	NEUTRAL	0- 0	0- 0	0- 0				
5- 7	0- 0	0- 0	NON-CONFERENCE	0- 1	0- 2	5- 4				
4- 2	0- 0	0- 0	HOME	0- 0	0- 1	4- 1				
1- 5	0- 0	0- 0	AWAY	0- 1	0- 1	1- 3				
0- 0	0- 0	0- 0	NEUTRAL	0- 0	0- 0	0- 0				
6- 9	0- 0	0- 0	CONFERENCE	0- 2	0- 0	6- 7				
4- 3	0- 0	0- 0	HOME	0- 1	0- 0	4- 2				
2- 6	0- 0	0- 0	AWAY	0- 1	0- 0	2- 5				
0- 0	0- 0	0- 0	NEUTRAL	0- 0	0- 0	0- 0				

RPI S	Opponent	Score	RPI S	Opponent	Score	RPI S	Opponent	Score	RPI S	Opponent	Score	Team's RPI: 297
						79	A Stony Brook	49 67	139	H Massachusetts	49 83	
						79	H Stony Brook	68 72	148	A Loyola Chicago	76 78	
						84	A Minnesota	58 90	165	A Dartmouth	55 72	
									167	A Binghamton	53 76	
									167	H Binghamton	65 62	
									173	A Maine	59 70	
									173	H Maine	47 65	
									186	A Merrimack	53 78	
									212	A Rhode Island	74 77	
									227	A UMass Lowell	47 61	
									271	H Saint Francis (PA)	69 73	
									274	A New Hampshire	44 42	
									274	H New Hampshire	51 59	
									286	A UMBC	47 54	
									286	H UMBC	60 58	
									315	H Navy	64 56	
									321	A Albany (NY)	49 58	
									321	H Albany (NY)	52 36	
									324	H Bryant	71 66	
									326	H NJIT	65 59	
									330	A LIU Brooklyn	73 62	
									339	H Canisius	76 53	
									345	A Hartford	63 53	
									345	H Hartford	62 51	
LAST 10 Division I												
			286	A UMBC	47 54	173	A Maine	59 70				
			79	H Stony Brook	68 72	321	H Albany (NY)	52 36				
			167	A Binghamton	53 76	274	H New Hampshire	51 59				
			274	A New Hampshire	44 42	227	A UMass Lowell	47 61				
			345	H Hartford	62 51	173	H Maine	47 65				

Non-Div I Games: Norwich 86 40

Vermont

■ Loss, 
 ■ Non-Conf, 
 ■ S Site, 
 ■ H Home 
 ■ A Away 
 N Neutral

Villanova

Through Games Of Feb. 27, 2020

Average RPI Win:	141	WON-LOST	WINNING	LAST 10	STRENGTH OF	OPP. STRENGTH	TEAM	ADJ.	CONF.	ADJ CONF.
Average RPI Loss:	78	RECORD	PCT. RANK	GAMES	SCHEDULE	OF SCHEDULE	RPI	RPI	RPI	RPI
DIV. I ONLY	16- 11	119	6-4	62	65	76	76	6	6	
DIV. I NON-CONF.	6- 5	151	0	71	48	88	88	6	6	
TOTALS	RPI 1-25	RPI 26-50	W-L RECORDS	RPI 51-100	RPI 101-150	RPI 150+				
16- 11	1- 1	2- 4	OVERALL	5- 4	0- 1	8- 1				
9- 5	1- 0	2- 2	HOME	1- 2	0- 1	5- 0				
7- 6	0- 1	0- 2	AWAY	4- 2	0- 0	3- 1				
0- 0	0- 0	0- 0	NEUTRAL	0- 0	0- 0	0- 0				
6- 5	0- 0	1- 2	NON-CONFERENCE	2- 1	0- 1	3- 1				
3- 2	0- 0	1- 1	HOME	0- 0	0- 1	2- 0				
3- 3	0- 0	0- 1	AWAY	2- 1	0- 0	1- 1				
0- 0	0- 0	0- 0	NEUTRAL	0- 0	0- 0	0- 0				
10- 6	1- 1	1- 2	CONFERENCE	3- 3	0- 0	5- 0				
6- 3	1- 0	1- 1	HOME	1- 2	0- 0	3- 0				
4- 3	0- 1	0- 1	AWAY	2- 1	0- 0	2- 0				
0- 0	0- 0	0- 0	NEUTRAL	0- 0	0- 0	0- 0				

RPI 1-25				RPI 26-50				RPI 51-100 Team's RPI: 76				RPI 101+			
RPI	S	Opponent	Score	RPI	S	Opponent	Score	RPI	S	Opponent	Score	RPI	S	Opponent	Score
20	A	DePaul	69 85	37	A	Marquette	52 57	62	A	St. John's (NY)	67 62	137	H	George Washington	56 68
20	H	DePaul	76 58	37	H	Marquette	61 47	62	H	St. John's (NY)	66 64	171	H	Providence	51 49
				41	H	James Madison	52 56	69	A	Georgia	63 58	189	A	American	54 76
				42	A	Drexel	52 54	78	A	Seton Hall	61 55	191	A	La Salle	77 69
				43	H	Creighton	42 58	78	H	Seton Hall	63 65	206	H	Manhattan	63 51
				48	H	Penn	70 58	88	A	Fordham	73 66	235	H	Saint Joseph's	60 44
								91	A	Butler	61 63	240	A	Georgetown	48 40
								91	H	Butler	41 58	240	H	Georgetown	74 53
								94	A	Temple	69 74	256	A	Xavier	55 54
												256	H	Xavier	66 54
LAST 10 Division I															
20	H	DePaul	76 58	78	H	Seton Hall	63 65								
37	H	Marquette	61 47	62	H	St. John's (NY)	66 64								
240	A	Georgetown	48 40	37	A	Marquette	52 57								
91	A	Butler	61 63	20	A	DePaul	69 85								
256	A	Xavier	55 54	240	H	Georgetown	74 53								

Non-Div I Games:

Villanova

Loss, Non-Conf, S Site, H Home A Away N Neutral

Average RPI Win: 120		WON-LOST	WINNING	LAST 10	STRENGTH OF	OPP. STRENGTH	TEAM	ADJ.	CONF.	ADJ CONF.
Average RPI Loss: 49		RECORD	PCT. RANK	GAMES	SCHEDULE	OF SCHEDULE	RPI	RPI	RPI	RPI
DIV. I ONLY		13- 15	195	6-4	6	27	53	53	5	5
DIV. I NON-CONF.		5- 6	187	0	1	22	34	34	4	4
TOTALS		RPI 1-25	RPI 26-50	W-L RECORDS		RPI 51-100	RPI 101-150	RPI 150+		
13- 15	1- 6	4- 4		OVERALL		3- 2	1- 3	4- 0		
9- 4	1- 2	3- 1		HOME		2- 0	1- 1	2- 0		
4- 10	0- 3	1- 3		AWAY		1- 2	0- 2	2- 0		
0- 1	0- 1	0- 0		NEUTRAL		0- 0	0- 0	0- 0		
5- 6	1- 4	2- 1		NON-CONFERENCE		0- 1	0- 0	2- 0		
3- 2	1- 2	2- 0		HOME		0- 0	0- 0	0- 0		
2- 3	0- 1	0- 1		AWAY		0- 1	0- 0	2- 0		
0- 1	0- 1	0- 0		NEUTRAL		0- 0	0- 0	0- 0		
8- 9	0- 2	2- 3		CONFERENCE		3- 1	1- 3	2- 0		
6- 2	0- 0	1- 1		HOME		2- 0	1- 1	2- 0		
2- 7	0- 2	1- 2		AWAY		1- 1	0- 2	0- 0		
0- 0	0- 0	0- 0		NEUTRAL		0- 0	0- 0	0- 0		

RPI	S	Opponent	Score	RPI	S	Opponent	Score	RPI	S	Opponent	Score	RPI	S	Opponent	Score
5	A	UConn	44 83	26	A	Duke	47 62	70	A	Georgia Tech	51 61	112	H	Notre Dame	90 60
6	A	Louisville	56 71	26	H	Duke	66 63	71	A	Boston College	69 52	122	A	North Carolina	68 78
11	H	UCLA	62 73	28	A	Florida St.	55 63	82	A	Southern California	49 59	122	H	North Carolina	47 65
12	N	Mississippi St.	59 72	35	A	Virginia Tech	86 76	96	H	Miami (FL)	69 64	129	A	Wake Forest	56 62
21	H	Kentucky	47 50	35	H	Virginia Tech	61 69	98	H	Syracuse	57 41	216	A	UNLV	63 55
23	A	NC State	60 80	41	H	James Madison	55 49					222	H	Clemson	70 54
25	H	Old Dominion	56 53	45	A	Rutgers	63 73					278	A	CSUN	72 47
				50	H	Bucknell	84 60					292	H	Pittsburgh	66 55
LAST 10 Division I															
292	H	Pittsburgh	66 55	222	H	Clemson	70 54								
35	A	Virginia Tech	86 76	98	H	Syracuse	57 41								
26	A	Duke	47 62	122	A	North Carolina	68 78								
96	H	Miami (FL)	69 64	112	H	Notre Dame	90 60								
28	A	Florida St.	55 63	6	A	Louisville	56 71								

Non-Div I Games:

Virginia

■ Loss, 
■ Non-Conf, S Site, 
■ Home 
■ Away 
N Neutral

## Virginia Tech

Through Games Of Feb. 27, 2020

Average RPI Win:	137	WON-LOST	WINNING	LAST 10	STRENGTH OF	OPP. STRENGTH	TEAM	ADJ.	CONF.	ADJ CONF.
Average RPI Loss:	46	RECORD	PCT. RANK	GAMES	SCHEDULE	OF SCHEDULE	RPI	RPI	RPI	RPI
DIV. I ONLY	21- 7	42	7-3	75	41	35	35	5	5	
DIV. I NON-CONF.	10- 1	20	0	123	91	27	27	4	4	
TOTALS	RPI 1-25	RPI 26-50	W-L RECORDS	RPI 51-100	RPI 101-150	RPI 150+				
21- 7	0- 2	2- 2	OVERALL	6- 3	6- 0	7- 0				
13- 2	0- 1	2- 0	HOME	3- 1	3- 0	5- 0				
5- 4	0- 1	0- 2	AWAY	1- 1	3- 0	1- 0				
3- 1	0- 0	0- 0	NEUTRAL	2- 1	0- 0	1- 0				
10- 1	0- 0	1- 0	NON-CONFERENCE	2- 1	2- 0	5- 0				
6- 0	0- 0	1- 0	HOME	0- 0	2- 0	3- 0				
1- 0	0- 0	0- 0	AWAY	0- 0	0- 0	1- 0				
3- 1	0- 0	0- 0	NEUTRAL	2- 1	0- 0	1- 0				
11- 6	0- 2	1- 2	CONFERENCE	4- 2	4- 0	2- 0				
7- 2	0- 1	1- 0	HOME	3- 1	1- 0	2- 0				
4- 4	0- 1	0- 2	AWAY	1- 1	3- 0	0- 0				
0- 0	0- 0	0- 0	NEUTRAL	0- 0	0- 0	0- 0				

RPI 1-25				RPI 26-50				Team's RPI: 35	RPI 51-100				RPI 101+			
RPI	S	Opponent	Score	RPI	S	Opponent	Score		RPI	S	Opponent	Score	RPI	S	Opponent	Score
23	A	NC State	69 76	26	A	Duke	67 72		51	N	Belmont	60 58	104	H	Liberty	73 69
23	H	NC State	59 71	26	H	Duke	70 56		53	A	Virginia	69 61	112	A	Notre Dame	68 62
				28	A	Florida St.	62 86		53	H	Virginia	76 86	121	H	Davidson	88 68
				40	H	Purdue	67 54		65	N	Rice	54 45	122	A	North Carolina	72 63
									69	N	Georgia	72 77	122	H	North Carolina	76 70
									70	H	Georgia Tech	64 61	129	A	Wake Forest	73 62
									71	H	Boston College	70 49	166	N	Wichita St.	84 63
									96	H	Miami (FL)	69 45	183	H	Gardner-Webb	87 65
									98	A	Syracuse	65 67	222	H	Clemson	71 50
													234	A	George Mason	77 58
													271	H	Saint Francis (PA)	105 41
													292	H	Pittsburgh	68 56
													325	H	UMES	86 43
LAST 10 Division I																
				26	H	Duke	70 56		122	A	North Carolina	72 63				
				53	H	Virginia	76 86		23	H	NC State	59 71				
				112	A	Notre Dame	68 62		96	H	Miami (FL)	69 45				
				129	A	Wake Forest	73 62		98	A	Syracuse	65 67				
				70	H	Georgia Tech	64 61		222	H	Clemson	71 50				

Non-Div I Games:

Virginia Tech

■ Loss, 
 ■ Non-Conf, 
 ■ S Site, 
 ■ H Home 
 ■ A Away 
 N Neutral

Average RPI Win: <b>315</b>	WON-LOST	WINNING	LAST 10	STRENGTH OF	OPP. STRENGTH	TEAM	ADJ.	CONF.	ADJ CONF.
Average RPI Loss: <b>166</b>	RECORD	PCT. RANK	GAMES	SCHEDULE	OF SCHEDULE	RPI	RPI	RPI	RPI
DIV. I ONLY	9- 16	260	5-5	214	334	281	281	30	30
DIV. I NON-CONF.	3- 7	252	0	44	286	204	204	30	30
TOTALS	RPI 1-25	RPI 26-50	W-L RECORDS	RPI 51-100	RPI 101-150	RPI 150+			
9- 16	0- 1	0- 0	OVERALL	0- 5	0- 4	9- 6			
7- 5	0- 0	0- 0	HOME	0- 1	0- 2	7- 2			
2- 11	0- 1	0- 0	AWAY	0- 4	0- 2	2- 4			
0- 0	0- 0	0- 0	NEUTRAL	0- 0	0- 0	0- 0			
3- 7	0- 1	0- 0	NON-CONFERENCE	0- 5	0- 0	3- 1			
3- 1	0- 0	0- 0	HOME	0- 1	0- 0	3- 0			
0- 6	0- 1	0- 0	AWAY	0- 4	0- 0	0- 1			
0- 0	0- 0	0- 0	NEUTRAL	0- 0	0- 0	0- 0			
6- 9	0- 0	0- 0	CONFERENCE	0- 0	0- 4	6- 5			
4- 4	0- 0	0- 0	HOME	0- 0	0- 2	4- 2			
2- 5	0- 0	0- 0	AWAY	0- 0	0- 2	2- 3			
0- 0	0- 0	0- 0	NEUTRAL	0- 0	0- 0	0- 0			

RPI 1-25				RPI 26-50				RPI 51-100				RPI 101+ Team's RPI: 281			
RPI	S	Opponent	Score	RPI	S	Opponent	Score	RPI	S	Opponent	Score	RPI	S	Opponent	Score
3	A	Maryland	56 <b>119</b>					67	A	Yale	68 <b>87</b>	132	A	Robert Morris	47 <b>51</b>
								79	H	Stony Brook	45 <b>66</b>	132	H	Robert Morris	35 <b>77</b>
								83	A	Rider	63 <b>77</b>	140	A	Mt. St. Mary's	63 <b>78</b>
								91	A	Butler	58 <b>74</b>	140	H	Mt. St. Mary's	52 <b>67</b>
								95	A	Colgate	58 <b>74</b>	186	A	Merrimack	44 <b>55</b>
												259	A	Youngstown St.	42 <b>64</b>
												271	A	Saint Francis (PA)	50 <b>51</b>
												271	H	Saint Francis (PA)	55 50
												286	H	UMBC	67 60
												312	H	Sacred Heart	65 <b>79</b>
												314	A	St. Francis Brooklyn	74 53
												314	H	St. Francis Brooklyn	74 66
												317	H	Fairleigh Dickinson	61 <b>62</b>
												323	H	Saint Peter's	90 89
												324	A	Bryant	58 45
												326	H	NJIT	61 59
												330	H	LIU Brooklyn	63 61
												349	A	Central Conn. St.	63 <b>66</b>
												349	H	Central Conn. St.	63 56
LAST 10 Division I															
314	A	St. Francis Brooklyn	74 53	271	H	Saint Francis (PA)	55 50								
349	H	Central Conn. St.	63 56	317	H	Fairleigh Dickinson	61 <b>62</b>								
140	H	Mt. St. Mary's	52 <b>67</b>	324	A	Bryant	58 45								
186	A	Merrimack	44 <b>55</b>	349	A	Central Conn. St.	63 <b>66</b>								
132	H	Robert Morris	35 <b>77</b>	330	H	LIU Brooklyn	63 61								

Non-Div I Games: Staten Island 81 57

Wagner

■ Loss, 
 ■ Non-Conf, 
 ■ S Site, 
 ■ Home 
 ■ A Away 
 N Neutral

## Wake Forest

Through Games Of Feb. 27, 2020

Average RPI Win:	148	WON-LOST	WINNING	LAST 10	STRENGTH OF	OPP. STRENGTH	TEAM	ADJ.	CONF.	ADJ CONF.
Average RPI Loss:	93	RECORD	PCT. RANK	GAMES	SCHEDULE	OF SCHEDULE	RPI	RPI	RPI	RPI
DIV. I ONLY	14- 15	181	3-7	73	70	129	129	5	5	
DIV. I NON-CONF.	7- 4	100	0	126	206	113	113	4	4	
TOTALS	RPI 1-25	RPI 26-50	W-L RECORDS	RPI 51-100	RPI 101-150	RPI 150+				
14- 15	0- 2	1- 4	OVERALL	4- 5	3- 2	6- 2				
9- 6	0- 0	0- 3	HOME	3- 1	2- 2	4- 0				
3- 9	0- 2	1- 1	AWAY	0- 4	0- 0	2- 2				
2- 0	0- 0	0- 0	NEUTRAL	1- 0	1- 0	0- 0				
7- 4	0- 0	0- 1	NON-CONFERENCE	1- 1	2- 1	4- 1				
4- 2	0- 0	0- 1	HOME	0- 0	1- 1	3- 0				
1- 2	0- 0	0- 0	AWAY	0- 1	0- 0	1- 1				
2- 0	0- 0	0- 0	NEUTRAL	1- 0	1- 0	0- 0				
7- 11	0- 2	1- 3	CONFERENCE	3- 4	1- 1	2- 1				
5- 4	0- 0	0- 2	HOME	3- 1	1- 1	1- 0				
2- 7	0- 2	1- 1	AWAY	0- 3	0- 0	1- 1				
0- 0	0- 0	0- 0	NEUTRAL	0- 0	0- 0	0- 0				

RPI 1-25				RPI 26-50				RPI 51-100				RPI 101+ Team's RPI: 129			
RPI	S	Opponent	Score	RPI	S	Opponent	Score	RPI	S	Opponent	Score	RPI	S	Opponent	Score
6	A	Louisville	61 75	26	A	Duke	60 58	53	H	Virginia	62 56	112	H	Notre Dame	71 75
23	A	NC State	45 59	28	A	Florida St.	67 78	54	N	Dayton	78 59	116	H	Campbell	74 46
				28	H	Florida St.	65 70	62	A	St. John's (NY)	74 82	122	H	North Carolina	82 79
				35	H	Virginia Tech	62 73	70	A	Georgia Tech	52 62	127	N	Florida	73 68
				49	H	Charlotte	65 77	70	H	Georgia Tech	65 60	141	H	UNC Greensboro	65 67
								71	A	Boston College	54 67	182	A	Elon	69 57
								96	A	Miami (FL)	56 59	222	A	Clemson	66 52
								96	H	Miami (FL)	63 79	222	H	Clemson	63 58
								98	H	Syracuse	65 60	247	H	East Carolina	76 53
												264	H	Col. of Charleston	106 50
												273	H	UNCW	65 55
												289	A	ETSU	60 67
												292	A	Pittsburgh	48 53
LAST 10 Division I															
				96	H	Miami (FL)	63 79	70	A	Georgia Tech	52 62				
				122	H	North Carolina	82 79	112	H	Notre Dame	71 75				
				28	A	Florida St.	67 78	71	A	Boston College	54 67				
				35	H	Virginia Tech	62 73	292	A	Pittsburgh	48 53				
				222	A	Clemson	66 52	98	H	Syracuse	65 60				

Non-Div I Games:

Wake Forest

■ Loss, 
 ■ Non-Conf, 
 ■ S Site, 
 ■ H Home 
 ■ A Away 
 N Neutral

Average RPI Win:	161	WON-LOST	WINNING	LAST 10	STRENGTH OF	OPP. STRENGTH	TEAM	ADJ.	CONF.	ADJ CONF.
Average RPI Loss:	75	RECORD	PCT. RANK	GAMES	SCHEDULE	OF SCHEDULE	RPI	RPI	RPI	RPI
DIV. I ONLY	13- 14	183	3-7	55	43	126	126	1	1	
DIV. I NON-CONF.	8- 3	68	0	217	207	139	139	1	1	
TOTALS	RPI 1-25	RPI 26-50	W-L RECORDS	RPI 51-100	RPI 101-150	RPI 150+				
13- 14	2- 5	0- 2	OVERALL	2- 1	3- 4	6- 2				
7- 9	1- 2	0- 1	HOME	2- 0	0- 4	4- 2				
3- 5	0- 3	0- 1	AWAY	0- 1	3- 0	0- 0				
3- 0	1- 0	0- 0	NEUTRAL	0- 0	0- 0	2- 0				
8- 3	1- 0	0- 0	NON-CONFERENCE	0- 0	1- 1	6- 2				
4- 3	0- 0	0- 0	HOME	0- 0	0- 1	4- 2				
1- 0	0- 0	0- 0	AWAY	0- 0	1- 0	0- 0				
3- 0	1- 0	0- 0	NEUTRAL	0- 0	0- 0	2- 0				
5- 11	1- 5	0- 2	CONFERENCE	2- 1	2- 3	0- 0				
3- 6	1- 2	0- 1	HOME	2- 0	0- 3	0- 0				
2- 5	0- 3	0- 1	AWAY	0- 1	2- 0	0- 0				
0- 0	0- 0	0- 0	NEUTRAL	0- 0	0- 0	0- 0				

RPI	S	Opponent	Score	RPI	S	Opponent	Score	RPI	S	Opponent	Score	RPI	S	Opponent	Score	Team's RPI: 126
8	A	Stanford	56 77	27	A	Arizona St.	68 72	77	H	Colorado	61 52	109	A	Washington St.	65 56	
8	H	Stanford	41 58	27	H	Arizona St.	50 67	82	A	Southern California	78 81	109	H	Washington St.	59 66	
10	N	Iowa	70 63					82	H	Southern California	75 66	110	H	Utah	65 74	
11	A	UCLA	80 85									115	A	San Diego	65 47	
11	H	UCLA	74 68									118	H	Vanderbilt	74 76	
22	A	Arizona	53 64									135	A	California	67 64	
22	H	Arizona	58 66									135	H	California	74 81	
												159	H	Tulane	62 64	
												208	H	Hawaii	50 62	
												217	H	San Francisco	73 54	
												228	N	Iona	65 34	
												244	H	CSU Bakersfield	80 49	
												249	N	Howard	75 58	
												301	H	Seattle U	78 46	
												320	H	Weber St.	94 41	
LAST 10 Division I																
11	H	UCLA	74 68	110	H	Utah	65 74									
82	H	Southern California	75 66	135	H	California	74 81									
27	A	Arizona St.	68 72	8	H	Stanford	41 58									
22	A	Arizona	53 64	82	A	Southern California	78 81									
77	H	Colorado	61 52	11	A	UCLA	80 85									

Non-Div I Games:

Washington

■ Loss, 
 ■ Non-Conf, 
 S Site, 
 ■ Home 
 ■ Away 
 N Neutral

Average RPI Win:	180	WON-LOST	WINNING	LAST 10	STRENGTH OF	OPP. STRENGTH	TEAM	ADJ.	CONF.	ADJ CONF.
Average RPI Loss:	39	RECORD	PCT. RANK	GAMES	SCHEDULE	OF SCHEDULE	RPI	RPI	RPI	RPI
DIV. I ONLY	11- 17	239	2-8	10	32	109	109	1	1	
DIV. I NON-CONF.	7- 5	131	0	33	85	70	70	1	1	
TOTALS	RPI 1-25	RPI 26-50	W-L RECORDS	RPI 51-100	RPI 101-150	RPI 150+				
11- 17	0- 10	0- 2	OVERALL	2- 3	4- 2	5- 0				
7- 8	0- 4	0- 1	HOME	2- 1	1- 2	4- 0				
3- 6	0- 3	0- 1	AWAY	0- 2	3- 0	0- 0				
1- 3	0- 3	0- 0	NEUTRAL	0- 0	0- 0	1- 0				
7- 5	0- 4	0- 0	NON-CONFERENCE	1- 1	1- 0	5- 0				
5- 1	0- 1	0- 0	HOME	1- 0	0- 0	4- 0				
1- 1	0- 0	0- 0	AWAY	0- 1	1- 0	0- 0				
1- 3	0- 3	0- 0	NEUTRAL	0- 0	0- 0	1- 0				
4- 12	0- 6	0- 2	CONFERENCE	1- 2	3- 2	0- 0				
2- 7	0- 3	0- 1	HOME	1- 1	1- 2	0- 0				
2- 5	0- 3	0- 1	AWAY	0- 1	2- 0	0- 0				
0- 0	0- 0	0- 0	NEUTRAL	0- 0	0- 0	0- 0				

RPI	S	Opponent	Score	RPI	S	Opponent	Score	RPI	S	Opponent	Score	RPI	S	Opponent	Score	Team's RPI: 109
2	N	South Carolina	53 68	27	A	Arizona St.	59 62	74	H	BYU	67 50	101	A	Boise St.	80 68	
4	N	Baylor	66 89	27	H	Arizona St.	56 65	77	H	Colorado	69 59	110	H	Utah	66 78	
8	A	Stanford	58 77					82	A	Southern California	63 74	126	A	Washington	66 59	
8	H	Stanford	49 71					82	H	Southern California	60 66	126	H	Washington	56 65	
11	A	UCLA	50 66					96	A	Miami (FL)	68 74	135	A	California	96 75	
11	H	UCLA	62 70									135	H	California	92 66	
13	H	Gonzaga	53 76									194	H	Pepperdine	85 48	
17	N	Indiana	44 78									245	N	Southern U.	69 54	
22	A	Arizona	57 72									278	H	CSUN	71 61	
22	H	Arizona	67 74									280	H	UC Irvine	87 59	
												335	H	Ark.-Pine Bluff	85 56	
LAST 10 Division I																
82	H	Southern California	60 66	77	H	Colorado	69 59									
11	H	UCLA	62 70	8	H	Stanford	49 71									
22	A	Arizona	57 72	135	H	California	92 66									
27	A	Arizona St.	59 62	11	A	UCLA	50 66									
110	H	Utah	66 78	82	A	Southern California	63 74									

Non-Div I Games:

Washington St.

■ Loss, 
■ Non-Conf, 
■ S Site, 
■ H Home 
■ A Away 
N Neutral



Average RPI Win:	276	WON-LOST	WINNING	LAST 10	STRENGTH OF	OPP. STRENGTH	TEAM	ADJ.	CONF.	ADJ CONF.
Average RPI Loss:	175	RECORD	PCT. RANK	GAMES	SCHEDULE	OF SCHEDULE	RPI	RPI	RPI	RPI
DIV. I ONLY	3- 23	333	0-10	208	229	320	320	18	18	
DIV. I NON-CONF.	2- 7	288	0	176	219	261	261	17	17	
TOTALS	RPI 1-25	RPI 26-50	W-L RECORDS	RPI 51-100	RPI 101-150	RPI 150+				
3- 23	0- 1	0- 0	OVERALL	0- 2	0- 5	3- 15				
1- 9	0- 0	0- 0	HOME	0- 1	0- 1	1- 7				
2- 14	0- 1	0- 0	AWAY	0- 1	0- 4	2- 8				
0- 0	0- 0	0- 0	NEUTRAL	0- 0	0- 0	0- 0				
2- 7	0- 1	0- 0	NON-CONFERENCE	0- 0	0- 4	2- 2				
1- 1	0- 0	0- 0	HOME	0- 0	0- 1	1- 0				
1- 6	0- 1	0- 0	AWAY	0- 0	0- 3	1- 2				
0- 0	0- 0	0- 0	NEUTRAL	0- 0	0- 0	0- 0				
1- 16	0- 0	0- 0	CONFERENCE	0- 2	0- 1	1- 13				
0- 8	0- 0	0- 0	HOME	0- 1	0- 0	0- 7				
1- 8	0- 0	0- 0	AWAY	0- 1	0- 1	1- 6				
0- 0	0- 0	0- 0	NEUTRAL	0- 0	0- 0	0- 0				

RPI 1-25				RPI 26-50				RPI 51-100				RPI 101+ Team's RPI: 320			
RPI	S	Opponent	Score	RPI	S	Opponent	Score	RPI	S	Opponent	Score	RPI	S	Opponent	Score
11	A	UCLA	45 85					86	A	Montana St.	52 81	110	A	Utah	46 75
								86	H	Montana St.	67 102	120	A	Idaho	50 70
												126	A	Washington	41 94
												133	A	Pacific	53 76
												136	H	Portland	59 78
												154	A	Montana	57 85
												154	H	Montana	46 78
												162	A	Idaho St.	41 55
												162	H	Idaho St.	54 65
												169	A	Northern Ariz.	61 92
												169	H	Northern Ariz.	82 88
												176	A	Southern Utah	66 82
												176	H	Southern Utah	71 87
												218	H	Portland St.	57 76
												221	A	UTEP	51 70
												224	A	Northern Colo.	65 60
												224	H	Northern Colo.	65 69
												298	H	Utah Valley	72 46
												302	A	Eastern Wash.	53 63
												304	A	Sacramento St.	52 58
												304	H	Sacramento St.	67 91
												305	A	UC Riverside	64 54
												316	A	New Mexico St.	47 77
LAST 10 Division I															
176	A	Southern Utah	66 82	304	A	Sacramento St.	52 58								
162	A	Idaho St.	41 55	224	H	Northern Colo.	65 69								
86	H	Montana St.	67 102	176	H	Southern Utah	71 87								
154	H	Montana	46 78	154	A	Montana	57 85								
169	A	Northern Ariz.	61 92	86	A	Montana St.	52 81								

Non-Div I Games:

Weber St.

■ Loss, 
 ■ Non-Conf, 
 ■ S Site, 
 ■ Home 
 ■ A Away 
 N Neutral

## West Virginia

Through Games Of Feb. 27, 2020

Average RPI Win:	153	WON-LOST	WINNING	LAST 10	STRENGTH OF	OPP. STRENGTH	TEAM	ADJ.	CONF.	ADJ CONF.
Average RPI Loss:	43	RECORD	PCT. RANK	GAMES	SCHEDULE	OF SCHEDULE	RPI	RPI	RPI	RPI
DIV. I ONLY	16- 10	94	3-7	48	30	60	60	3	3	
DIV. I NON-CONF.	10- 1	20	0	163	169	41	41	3	3	
TOTALS	RPI 1-25	RPI 26-50	W-L RECORDS	RPI 51-100	RPI 101-150	RPI 150+				
16- 10	1- 3	1- 4	OVERALL	4- 3	3- 0	7- 0				
9- 4	0- 1	1- 1	HOME	1- 2	2- 0	5- 0				
3- 5	1- 2	0- 2	AWAY	1- 1	1- 0	0- 0				
4- 1	0- 0	0- 1	NEUTRAL	2- 0	0- 0	2- 0				
10- 1	1- 0	0- 1	NON-CONFERENCE	2- 0	0- 0	7- 0				
5- 0	0- 0	0- 0	HOME	0- 0	0- 0	5- 0				
1- 0	1- 0	0- 0	AWAY	0- 0	0- 0	0- 0				
4- 1	0- 0	0- 1	NEUTRAL	2- 0	0- 0	2- 0				
6- 9	0- 3	1- 3	CONFERENCE	2- 3	3- 0	0- 0				
4- 4	0- 1	1- 1	HOME	1- 2	2- 0	0- 0				
2- 5	0- 2	0- 2	AWAY	1- 1	1- 0	0- 0				
0- 0	0- 0	0- 0	NEUTRAL	0- 0	0- 0	0- 0				

RPI 1-25				RPI 26-50				RPI 51-100 Team's RPI: 60				RPI 101+			
RPI	S	Opponent	Score	RPI	S	Opponent	Score	RPI	S	Opponent	Score	RPI	S	Opponent	Score
4	A	Baylor	51 91	43	N	Creighton	75 82	56	H	Iowa St.	79 71	113	A	Kansas	68 49
4	H	Baylor	39 64	44	A	Texas	44 50	66	A	Oklahoma	58 68	113	H	Kansas	60 53
12	A	Mississippi St.	71 65	44	H	Texas	68 63	66	H	Oklahoma	49 73	138	H	Texas Tech	67 60
19	A	TCU	60 73	46	A	Oklahoma St.	57 60	85	N	Michigan St.	63 57	180	N	Norfolk St.	72 55
				46	H	Oklahoma St.	55 57	92	A	Kansas St.	74 63	188	H	Cornell	68 62
								92	H	Kansas St.	55 56	204	H	Radford	74 37
								98	N	Syracuse	71 69	219	N	New Mexico	73 60
												271	H	Saint Francis (PA)	74 45
												308	H	Presbyterian	56 40
												331	H	Coppin St.	82 47
LAST 10 Division I															
				4	H	Baylor	39 64	46	A	Oklahoma St.	57 60				
				113	H	Kansas	60 53	66	A	Oklahoma	58 68				
				44	A	Texas	44 50	56	H	Iowa St.	79 71				
				138	H	Texas Tech	67 60	19	A	TCU	60 73				
				92	H	Kansas St.	55 56	46	H	Oklahoma St.	55 57				

Non-Div I Games:

West Virginia

■ Loss, 
 ■ Non-Conf, 
 ■ S Site, 
 ■ H Home 
 ■ A Away 
 N Neutral

Average RPI Win:	290	WON-LOST	WINNING	LAST 10	STRENGTH OF	OPP. STRENGTH	TEAM	ADJ.	CONF.	ADJ CONF.
Average RPI Loss:	210	RECORD	PCT. RANK	GAMES	SCHEDULE	OF SCHEDULE	RPI	RPI	RPI	RPI
DIV. I ONLY	3- 23	333	2-8	268	332	340	340	27	27	
DIV. I NON-CONF.	1- 12	335	0	175	345	331	331	22	22	
TOTALS	RPI 1-25	RPI 26-50	W-L RECORDS	RPI 51-100	RPI 101-150	RPI 150+				
3- 23	0- 0	0- 0	OVERALL	0- 1	0- 5	3- 17				
2- 12	0- 0	0- 0	HOME	0- 1	0- 2	2- 9				
1- 11	0- 0	0- 0	AWAY	0- 0	0- 3	1- 8				
0- 0	0- 0	0- 0	NEUTRAL	0- 0	0- 0	0- 0				
1- 12	0- 0	0- 0	NON-CONFERENCE	0- 1	0- 3	1- 8				
1- 6	0- 0	0- 0	HOME	0- 1	0- 1	1- 4				
0- 6	0- 0	0- 0	AWAY	0- 0	0- 2	0- 4				
0- 0	0- 0	0- 0	NEUTRAL	0- 0	0- 0	0- 0				
2- 11	0- 0	0- 0	CONFERENCE	0- 0	0- 2	2- 9				
1- 6	0- 0	0- 0	HOME	0- 0	0- 1	1- 5				
1- 5	0- 0	0- 0	AWAY	0- 0	0- 1	1- 4				
0- 0	0- 0	0- 0	NEUTRAL	0- 0	0- 0	0- 0				

RPI S	Opponent	Score	RPI S	Opponent	Score	RPI S	Opponent	Score	RPI S	Opponent	Score	Team's RPI: 340
						93	H Coastal Caro.	43 66	116	H Campbell	40 61	
									121	A Davidson	51 101	
									122	A North Carolina	55 92	
									141	A UNC Greensboro	43 54	
									141	H UNC Greensboro	61 72	
									160	H Samford	50 62	
									182	A Elon	24 68	
									183	A Gardner-Webb	62 88	
									196	A Chattanooga	61 53	
									196	H Chattanooga	52 59	
									200	H Cleveland St.	61 68	
									205	H Tennessee Tech	58 62	
									214	A Furman	53 69	
									214	H Furman	59 69	
									250	H UNC Asheville	47 64	
									253	H Winthrop	60 63	
									264	A Col. of Charleston	62 73	
									269	A Wofford	63 76	
									269	H Wofford	58 65	
									289	A ETSU	49 76	
									289	H ETSU	57 62	
									328	A USC Upstate	62 70	
									329	A Mercer	54 60	
									329	H Mercer	51 40	
									344	H Charleston So.	69 64	
LAST 10 Division I												
			329	A Mercer	54 60		289	A ETSU	49 76			
			269	H Wofford	58 65		329	H Mercer	51 40			
			214	H Furman	59 69		160	H Samford	50 62			
			141	H UNC Greensboro	61 72		214	A Furman	53 69			
			196	A Chattanooga	61 53		269	A Wofford	63 76			

Non-Div I Games: Southern Wesleyan 70 37 UVa-Wise 64 55

Western Caro.

Loss, Non-Conf, S Site, H Home A Away N Neutral

Average RPI Win:	269	WON-LOST	WINNING	LAST 10	STRENGTH OF	OPP. STRENGTH	TEAM	ADJ.	CONF.	ADJ CONF.
Average RPI Loss:	99	RECORD	PCT. RANK	GAMES	SCHEDULE	OF SCHEDULE	RPI	RPI	RPI	RPI
DIV. I ONLY	12- 13	189	6-4	223	157	203	203	19	19	
DIV. I NON-CONF.	3- 7	252	0	167	59	236	236	18	18	
TOTALS	RPI 1-25	RPI 26-50	W-L RECORDS	RPI 51-100	RPI 101-150	RPI 150+				
12- 13	0- 0	0- 5	OVERALL	0- 4	1- 0	11- 4				
8- 3	0- 0	0- 2	HOME	0- 1	1- 0	7- 0				
4- 8	0- 0	0- 3	AWAY	0- 2	0- 0	4- 3				
0- 2	0- 0	0- 0	NEUTRAL	0- 1	0- 0	0- 1				
3- 7	0- 0	0- 3	NON-CONFERENCE	0- 2	1- 0	2- 2				
2- 1	0- 0	0- 1	HOME	0- 0	1- 0	1- 0				
1- 4	0- 0	0- 2	AWAY	0- 1	0- 0	1- 1				
0- 2	0- 0	0- 0	NEUTRAL	0- 1	0- 0	0- 1				
9- 6	0- 0	0- 2	CONFERENCE	0- 2	0- 0	9- 2				
6- 2	0- 0	0- 1	HOME	0- 1	0- 0	6- 0				
3- 4	0- 0	0- 1	AWAY	0- 1	0- 0	3- 2				
0- 0	0- 0	0- 0	NEUTRAL	0- 0	0- 0	0- 0				

RPI S	Opponent	Score	RPI S	Opponent	Score	RPI S	Opponent	Score	RPI S	Opponent	Score	Team's RPI: 203
29	A Drake	75 94	63	A Illinois St.	65 78	111	H Southeast Mo. St.	97 91	161	A Missouri	89 97	
32	A South Dakota	51 88	73	A South Dakota St.	45 75	207	N Eastern Ill.	52 60	211	A Oral Roberts	60 71	
32	H South Dakota	65 96	73	H South Dakota St.	48 89	211	H Oral Roberts	75 61	211	H Oral Roberts	75 61	
36	H Bradley	49 84	100	N Southern Ill.	65 79	230	A North Dakota	71 77	230	H North Dakota	91 74	
40	A Purdue	59 66				236	H Denver	82 75	262	A North Dakota St.	79 78	
						262	H North Dakota St.	86 79	272	H Indiana St.	83 72	
						312	A Omaha	83 69	312	H Omaha	79 66	
						338	A Purdue Fort Wayne	83 74	338	H Purdue Fort Wayne	79 68	
						348	A Chicago St.	88 78				
LAST 10 Division I												
211	A Oral Roberts	60 71	262	H North Dakota St.	86 79							
312	H Omaha	79 66	73	H South Dakota St.	48 89							
230	H North Dakota	91 74	230	A North Dakota	71 77							
32	A South Dakota	51 88	312	A Omaha	83 69							
338	A Purdue Fort Wayne	83 74	211	H Oral Roberts	75 61							

Non-Div I Games: Culver-Stockton 82 76 Ill.-Springfield 91 51 Mo. Baptist 90 69

Western Ill.

Average RPI Win:	176	WON-LOST	WINNING	LAST 10	STRENGTH OF	OPP. STRENGTH	TEAM	ADJ.	CONF.	ADJ CONF.
Average RPI Loss:	97	RECORD	PCT. RANK	GAMES	SCHEDULE	OF SCHEDULE	RPI	RPI	RPI	RPI
DIV. I ONLY	20- 6	36	10-0	109	92	31	31	13	13	
DIV. I NON-CONF.	8- 3	68	0	88	15	29	29	16	16	
TOTALS	RPI 1-25	RPI 26-50	W-L RECORDS	RPI 51-100	RPI 101-150	RPI 150+				
20- 6	1- 2	1- 1	OVERALL	4- 1	1- 0	13- 2				
11- 0	1- 0	0- 0	HOME	3- 0	1- 0	6- 0				
8- 6	0- 2	1- 1	AWAY	1- 1	0- 0	6- 2				
1- 0	0- 0	0- 0	NEUTRAL	0- 0	0- 0	1- 0				
8- 3	1- 1	0- 1	NON-CONFERENCE	3- 0	0- 0	4- 1				
4- 0	1- 0	0- 0	HOME	2- 0	0- 0	1- 0				
3- 3	0- 1	0- 1	AWAY	1- 0	0- 0	2- 1				
1- 0	0- 0	0- 0	NEUTRAL	0- 0	0- 0	1- 0				
12- 3	0- 1	1- 0	CONFERENCE	1- 1	1- 0	9- 1				
7- 0	0- 0	0- 0	HOME	1- 0	1- 0	5- 0				
5- 3	0- 1	1- 0	AWAY	0- 1	0- 0	4- 1				
0- 0	0- 0	0- 0	NEUTRAL	0- 0	0- 0	0- 0				

RPI 1-25				RPI 26-50				Team's RPI: 31				RPI 51-100				RPI 101+			
RPI	S	Opponent	Score	RPI	S	Opponent	Score	RPI	S	Opponent	Score	RPI	S	Opponent	Score	RPI	S	Opponent	Score
6	A	Louisville	56 75	40	A	Purdue	50 67	51	H	Belmont	77 46	119	H	UAB	69 65				
15	H	Central Mich.	93 58	49	A	Charlotte	60 56	57	H	Middle Tenn.	71 63	160	A	Samford	88 84				
25	A	Old Dominion	65 76					65	A	Rice	65 73	185	A	Saint Mary's (CA)	73 80				
								66	H	Oklahoma	74 63	192	A	Fla. Atlantic	69 56				
								68	A	Ball St.	91 86	192	H	Fla. Atlantic	68 59				
												195	H	Little Rock	77 58				
												202	A	Southern Miss.	81 65				
												221	H	UTEP	78 65				
												233	A	Marshall	74 65				
												233	H	Marshall	79 65				
												260	A	North Texas	54 61				
												265	A	Louisiana Tech	84 75				
												267	N	Tulsa	76 63				
												303	H	FIU	71 51				
												310	H	UTSA	85 57				
												329	A	Mercer	75 62				
LAST 10 Division I																			
192	A	Fla. Atlantic	69 56	265	A	Louisiana Tech	84 75												
233	H	Marshall	79 65	303	H	FIU	71 51												
310	H	UTSA	85 57	192	H	Fla. Atlantic	68 59												
221	H	UTEP	78 65	233	A	Marshall	74 65												
202	A	Southern Miss.	81 65	49	A	Charlotte	60 56												

Non-Div I Games:

Western Ky.

■ Loss, 
 ■ Non-Conf, S Site, 
 ■ Home 
 ■ Away 
 N Neutral

Average RPI Win:	216	WON-LOST	WINNING	LAST 10	STRENGTH OF	OPP. STRENGTH	TEAM	ADJ.	CONF.	ADJ CONF.
Average RPI Loss:	123	RECORD	PCT. RANK	GAMES	SCHEDULE	OF SCHEDULE	RPI	RPI	RPI	RPI
DIV. I ONLY	14- 11	143	5-5	193	146	146	146	10	10	
DIV. I NON-CONF.	6- 4	123	0	296	321	194	194	9	9	
TOTALS	RPI 1-25	RPI 26-50	W-L RECORDS	RPI 51-100	RPI 101-150	RPI 150+				
14- 11	0- 2	0- 1	OVERALL	1- 2	2- 1	11- 5				
7- 3	0- 1	0- 0	HOME	1- 0	1- 0	5- 2				
5- 7	0- 1	0- 1	AWAY	0- 1	1- 1	4- 3				
2- 1	0- 0	0- 0	NEUTRAL	0- 1	0- 0	2- 0				
6- 4	0- 0	0- 1	NON-CONFERENCE	0- 1	1- 0	5- 2				
2- 1	0- 0	0- 0	HOME	0- 0	0- 0	2- 1				
2- 2	0- 0	0- 1	AWAY	0- 0	1- 0	1- 1				
2- 1	0- 0	0- 0	NEUTRAL	0- 1	0- 0	2- 0				
8- 7	0- 2	0- 0	CONFERENCE	1- 1	1- 1	6- 3				
5- 2	0- 1	0- 0	HOME	1- 0	1- 0	3- 1				
3- 5	0- 1	0- 0	AWAY	0- 1	0- 1	3- 2				
0- 0	0- 0	0- 0	NEUTRAL	0- 0	0- 0	0- 0				

RPI 1-25				RPI 26-50				RPI 51-100				RPI 101+ Team's RPI: 146			
RPI	S	Opponent	Score	RPI	S	Opponent	Score	RPI	S	Opponent	Score	RPI	S	Opponent	Score
15	A	Central Mich.	60 76	34	A	Michigan	55 76	61	H	Ohio	73 72	102	A	Kent St.	63 75
15	H	Central Mich.	70 80					68	A	Ball St.	65 68	142	H	Buffalo	74 62
								79	N	Stony Brook	47 50	148	A	Loyola Chicago	70 60
												157	A	Akron	56 51
												157	H	Akron	79 71
												172	H	Eastern Mich.	79 83
												174	A	Toledo	70 58
												174	H	Toledo	84 72
												181	A	Northern Ill.	68 65
												192	H	Fla. Atlantic	79 80
												199	A	Miami (OH)	67 70
												221	A	UTEP	46 76
												236	N	Denver	79 70
												251	A	Bowling Green	63 72
												251	H	Bowling Green	69 55
												316	N	New Mexico St.	79 76
												333	H	Detroit Mercy	82 67
												342	A	UIC	80 52
												348	H	Chicago St.	90 69
LAST 10 Division I															
15	A	Central Mich.	60 76	172	H	Eastern Mich.	79 83								
174	A	Toledo	70 58	199	A	Miami (OH)	67 70								
251	H	Bowling Green	69 55	68	A	Ball St.	65 68								
181	A	Northern Ill.	68 65	157	H	Akron	79 71								
142	H	Buffalo	74 62	251	A	Bowling Green	63 72								

Non-Div I Games: Kentucky St. 80 41

Western Mich.

Average RPI Win:	214	WON-LOST	WINNING	LAST 10	STRENGTH OF	OPP. STRENGTH	TEAM	ADJ.	CONF.	ADJ CONF.
Average RPI Loss:	121	RECORD	PCT. RANK	GAMES	SCHEDULE	OF SCHEDULE	RPI	RPI	RPI	RPI
DIV. I ONLY	15- 12	148	5-5	222	94	166	166	9	9	
DIV. I NON-CONF.	8- 5	117	0	202	167	142	142	10	10	
TOTALS	RPI 1-25	RPI 26-50	W-L RECORDS	RPI 51-100	RPI 101-150	RPI 150+				
15- 12	0- 2	0- 2	OVERALL	4- 2	0- 0	11- 6				
9- 5	0- 0	0- 0	HOME	2- 2	0- 0	7- 3				
5- 6	0- 2	0- 1	AWAY	1- 0	0- 0	4- 3				
1- 1	0- 0	0- 1	NEUTRAL	1- 0	0- 0	0- 0				
8- 5	0- 1	0- 2	NON-CONFERENCE	2- 1	0- 0	6- 1				
6- 1	0- 0	0- 0	HOME	1- 1	0- 0	5- 0				
1- 3	0- 1	0- 1	AWAY	0- 0	0- 0	1- 1				
1- 1	0- 0	0- 1	NEUTRAL	1- 0	0- 0	0- 0				
7- 7	0- 1	0- 0	CONFERENCE	2- 1	0- 0	5- 5				
3- 4	0- 0	0- 0	HOME	1- 1	0- 0	2- 3				
4- 3	0- 1	0- 0	AWAY	1- 0	0- 0	3- 2				
0- 0	0- 0	0- 0	NEUTRAL	0- 0	0- 0	0- 0				

RPI 1-25				RPI 26-50				RPI 51-100				RPI 101+ Team's RPI: 166			
RPI	S	Opponent	Score	RPI	S	Opponent	Score	RPI	S	Opponent	Score	RPI	S	Opponent	Score
5	A	UConn	55 83	35	N	Virginia Tech	63 84	66	H	Oklahoma	88 83	159	A	Tulane	69 68
14	A	Missouri St.	55 68	43	A	Creighton	46 56	72	H	South Fla.	50 56	159	H	Tulane	56 61
								81	H	UNI	50 61	172	H	Eastern Mich.	63 52
								86	N	Montana St.	66 64	193	H	Memphis	60 69
								94	A	Temple	85 75	198	A	Houston	56 64
								94	H	Temple	72 70	211	A	Oral Roberts	66 79
												223	A	SMU	44 64
												223	H	SMU	67 72
												245	H	Southern U.	69 63
												247	A	East Carolina	61 53
												247	H	East Carolina	57 55
												265	A	Louisiana Tech	88 80
												267	A	Tulsa	70 61
												267	H	Tulsa	57 46
												318	H	Houston Baptist	59 42
												335	H	Ark.-Pine Bluff	100 50
												346	H	Grambling	77 65
LAST 10 Division I															
267	A	Tulsa	70 61	247	H	East Carolina	57 55								
223	H	SMU	67 72	223	A	SMU	44 64								
159	A	Tulane	69 68	198	A	Houston	56 64								
193	H	Memphis	60 69	72	H	South Fla.	50 56								
94	A	Temple	85 75	94	H	Temple	72 70								

Non-Div I Games:

Wichita St.

Average RPI Win: 235		WON-LOST	WINNING	LAST 10	STRENGTH OF		OPP. STRENGTH	TEAM	ADJ.	CONF.	ADJ CONF.
Average RPI Loss: 96		RECORD	PCT. RANK	GAMES	SCHEDULE		OF SCHEDULE	RPI	RPI	RPI	RPI
DIV. I ONLY		19- 7	47	7-3	291		132	114	114	14	14
DIV. I NON-CONF.		9- 2	37	0	303		187	107	107	13	13
TOTALS		RPI 1-25	RPI 26-50		W-L RECORDS		RPI 51-100	RPI 101-150		RPI 150+	
19- 7	0- 1	0- 3		OVERALL		0- 0	3- 2		16- 1		
8- 3	0- 1	0- 1		HOME		0- 0	1- 0		7- 1		
11- 4	0- 0	0- 2		AWAY		0- 0	2- 2		9- 0		
0- 0	0- 0	0- 0		NEUTRAL		0- 0	0- 0		0- 0		
9- 2	0- 1	0- 0		NON-CONFERENCE		0- 0	2- 1		7- 0		
4- 1	0- 1	0- 0		HOME		0- 0	0- 0		4- 0		
5- 1	0- 0	0- 0		AWAY		0- 0	2- 1		3- 0		
0- 0	0- 0	0- 0		NEUTRAL		0- 0	0- 0		0- 0		
10- 5	0- 0	0- 3		CONFERENCE		0- 0	1- 1		9- 1		
4- 2	0- 0	0- 1		HOME		0- 0	1- 0		3- 1		
6- 3	0- 0	0- 2		AWAY		0- 0	0- 1		6- 0		
0- 0	0- 0	0- 0		NEUTRAL		0- 0	0- 0		0- 0		

RPI 1-25					
RPI	S	Opponent	Score		
25	H	Old Dominion	58	69	
RPI 26-50					
RPI	S	Opponent	Score		
41	A	James Madison	70	84	
42	A	Drexel	74	84	
42	H	Drexel	54	61	
RPI 51-100					
RPI	S	Opponent	Score		
RPI 101+					
RPI	S	Opponent	Team's RPI:	114	
105	A	VCU	69	55	
123	A	Richmond	73	76	
125	A	Northeastern	55	61	
125	H	Northeastern	80	64	
137	A	George Washington	63	51	
177	A	Towson	83	75	
179	A	Delaware	78	60	
179	H	Delaware	68	58	
180	H	Norfolk St.	65	56	
182	A	Elon	84	77	
247	A	East Carolina	78	68	
263	A	Delaware St.	73	52	
264	A	Col. of Charleston	80	74	
264	H	Col. of Charleston	85	60	
273	A	UNCW	63	55	
273	H	UNCW	55	72	
286	H	UMBC	76	48	
295	A	Army West Point	77	65	
319	A	Hofstra	66	53	
319	H	Hofstra	71	42	
325	H	UMES	78	50	
345	H	Hartford	61	44	

Non-Div I Games:

William & Mary

Loss, Non-Conf, S Site, H Home A Away N Neutral



Average RPI Win:	283	WON-LOST	WINNING	LAST 10	STRENGTH OF	OPP. STRENGTH	TEAM	ADJ.	CONF.	ADJ CONF.
Average RPI Loss:	182	RECORD	PCT. RANK	GAMES	SCHEDULE	OF SCHEDULE	RPI	RPI	RPI	RPI
DIV. I ONLY	11- 15	217	4-6	262	318	253	253	25	25	
DIV. I NON-CONF.	3- 6	235	0	286	302	272	272	28	28	
TOTALS	RPI 1-25	RPI 26-50	W-L RECORDS	RPI 51-100	RPI 101-150	RPI 150+				
11- 15	0- 2	0- 0	OVERALL	0- 0	1- 3	10- 10				
5- 6	0- 0	0- 0	HOME	0- 0	1- 1	4- 5				
6- 8	0- 2	0- 0	AWAY	0- 0	0- 2	6- 4				
0- 1	0- 0	0- 0	NEUTRAL	0- 0	0- 0	0- 1				
3- 6	0- 2	0- 0	NON-CONFERENCE	0- 0	0- 0	3- 4				
0- 3	0- 0	0- 0	HOME	0- 0	0- 0	0- 3				
3- 2	0- 2	0- 0	AWAY	0- 0	0- 0	3- 0				
0- 1	0- 0	0- 0	NEUTRAL	0- 0	0- 0	0- 1				
8- 9	0- 0	0- 0	CONFERENCE	0- 0	1- 3	7- 6				
5- 3	0- 0	0- 0	HOME	0- 0	1- 1	4- 2				
3- 6	0- 0	0- 0	AWAY	0- 0	0- 2	3- 4				
0- 0	0- 0	0- 0	NEUTRAL	0- 0	0- 0	0- 0				

RPI 1-25				RPI 26-50				RPI 51-100				RPI 101+ Team's RPI: 253			
RPI	S	Opponent	Score	RPI	S	Opponent	Score	RPI	S	Opponent	Score	RPI	S	Opponent	Score
21	A	Kentucky	36 91									116	A	Campbell	47 63
25	A	Old Dominion	44 68									116	H	Campbell	58 61
												143	A	Hampton	48 62
												143	H	Hampton	72 66
												175	A	High Point	61 94
												175	H	High Point	69 63
												183	A	Gardner-Webb	59 71
												183	H	Gardner-Webb	49 54
												204	A	Radford	53 54
												228	H	Iona	61 68
												250	A	UNC Asheville	55 65
												250	H	UNC Asheville	43 50
												264	H	Col. of Charleston	73 84
												269	N	Wofford	59 60
												273	A	UNCW	75 63
												275	A	Longwood	63 60
												275	H	Longwood	74 63
												300	H	Ga. Southern	47 91
												307	A	N.C. Central	56 46
												308	H	Presbyterian	61 54
												328	A	USC Upstate	52 38
												340	A	Western Caro.	63 60
												344	A	Charleston So.	58 53
												344	H	Charleston So.	56 46
LAST 10 Division I															
275	A	Longwood	63 60	344	H	Charleston So.	56 46								
183	H	Gardner-Webb	49 54	175	A	High Point	61 94								
116	H	Campbell	58 61	250	H	UNC Asheville	43 50								
250	A	UNC Asheville	55 65	344	A	Charleston So.	58 53								
143	A	Hampton	48 62	275	H	Longwood	74 63								

Non-Div I Games:

Winthrop

■ Loss, 
 ■ Non-Conf, 
 S Site, 
 ■ Home 
 ■ Away 
 N Neutral

Average RPI Win:	208	WON-LOST	WINNING	LAST 10	STRENGTH OF	OPP. STRENGTH	TEAM	ADJ.	CONF.	ADJ CONF.
Average RPI Loss:	45	RECORD	PCT. RANK	GAMES	SCHEDULE	OF SCHEDULE	RPI	RPI	RPI	RPI
DIV. I ONLY	11- 18	249	1-9	37	51	145	145	2	2	
DIV. I NON-CONF.	8- 3	68	0	145	255	81	81	2	2	
TOTALS	RPI 1-25	RPI 26-50	W-L RECORDS	RPI 51-100	RPI 101-150	RPI 150+				
11- 18	0- 6	0- 6	OVERALL	2- 6	1- 0	8- 0				
7- 8	0- 3	0- 3	HOME	0- 2	1- 0	6- 0				
3- 9	0- 3	0- 2	AWAY	1- 4	0- 0	2- 0				
1- 1	0- 0	0- 1	NEUTRAL	1- 0	0- 0	0- 0				
8- 3	0- 0	0- 1	NON-CONFERENCE	1- 2	1- 0	6- 0				
6- 0	0- 0	0- 0	HOME	0- 0	1- 0	5- 0				
1- 2	0- 0	0- 0	AWAY	0- 2	0- 0	1- 0				
1- 1	0- 0	0- 1	NEUTRAL	1- 0	0- 0	0- 0				
3- 15	0- 6	0- 5	CONFERENCE	1- 4	0- 0	2- 0				
1- 8	0- 3	0- 3	HOME	0- 2	0- 0	1- 0				
2- 7	0- 3	0- 2	AWAY	1- 2	0- 0	1- 0				
0- 0	0- 0	0- 0	NEUTRAL	0- 0	0- 0	0- 0				

RPI	S	Opponent	Score	RPI	S	Opponent	Score	RPI	S	Opponent	Score	RPI	S	Opponent	Score	Team's RPI: 145
3	H	Maryland	56 85	34	H	Michigan	56 68	68	N	Ball St.	67 56	144	H	North Florida	75 62	
7	H	Northwestern	66 82	39	N	Arkansas	64 68	70	A	Georgia Tech	41 60	201	A	Illinois	73 64	
10	A	Iowa	71 97	40	A	Purdue	61 72	77	A	Colorado	57 74	207	H	Eastern Ill.	63 55	
10	H	Iowa	78 85	40	H	Purdue	59 62	84	A	Minnesota	72 62	209	H	Penn St.	71 65	
17	A	Indiana	65 75	45	A	Rutgers	43 63	84	H	Minnesota	64 73	229	H	Milwaukee	71 40	
24	A	Ohio St.	74 82	45	H	Rutgers	61 64	85	A	Michigan St.	52 69	262	A	North Dakota St.	64 63	
								90	A	Nebraska	50 65	269	H	Wofford	78 65	
								90	H	Nebraska	71 72	293	H	Prairie View	68 42	
												327	H	Alabama St.	85 67	
LAST 10 Division I																
45	A	Rutgers	43 63	24	A	Ohio St.	74 82									
7	H	Northwestern	66 82	84	H	Minnesota	64 73									
3	H	Maryland	56 85	201	A	Illinois	73 64									
10	A	Iowa	71 97	17	A	Indiana	65 75									
40	H	Purdue	59 62	90	H	Nebraska	71 72									

Non-Div I Games:

Wisconsin

■ Loss, 
■ Non-Conf, 
■ S Site, 
■ H Home 
■ A Away 
N Neutral

[illegible]

W  
o  
f  
f  
o  
r  
d

89 38

Loss, Non-Conf, S Site, H Home A Away N Neutral

Average RPI Win: <b>248</b>		WON-LOST	WINNING	LAST 10	STRENGTH OF	OPP. STRENGTH	TEAM	ADJ.	CONF.	ADJ CONF.
Average RPI Loss: <b>129</b>		RECORD	PCT. RANK	GAMES	SCHEDULE	OF SCHEDULE	RPI	RPI	RPI	RPI
DIV. I ONLY		<b>16- 11</b>	<b>119</b>	<b>7-3</b>	<b>220</b>	<b>220</b>	<b>150</b>	<b>150</b>	<b>22</b>	<b>22</b>
DIV. I NON-CONF.		<b>4- 6</b>	<b>212</b>	<b>0</b>	<b>221</b>	<b>67</b>	<b>200</b>	<b>200</b>	<b>21</b>	<b>21</b>
TOTALS		RPI 1-25	RPI 26-50	W-L RECORDS	RPI 51-100	RPI 101-150	RPI 150+			
16- 11	0- 0		0- 1	OVERALL	0- 3	1- 4	15- 3			
7- 4	0- 0		0- 0	HOME	0- 1	0- 2	7- 1			
8- 5	0- 0		0- 1	AWAY	0- 2	1- 1	7- 1			
1- 2	0- 0		0- 0	NEUTRAL	0- 0	0- 1	1- 1			
4- 6	0- 0		0- 1	NON-CONFERENCE	0- 1	0- 3	4- 1			
1- 1	0- 0		0- 0	HOME	0- 0	0- 1	1- 0			
2- 3	0- 0		0- 1	AWAY	0- 1	0- 1	2- 0			
1- 2	0- 0		0- 0	NEUTRAL	0- 0	0- 1	1- 1			
12- 5	0- 0		0- 0	CONFERENCE	0- 2	1- 1	11- 2			
6- 3	0- 0		0- 0	HOME	0- 1	0- 1	6- 1			
6- 2	0- 0		0- 0	AWAY	0- 1	1- 0	5- 1			
0- 0	0- 0		0- 0	NEUTRAL	0- 0	0- 0	0- 0			

[illegible]

Non-Div I Games:	Marian (IN)	64	60
------------------	-------------	----	----

Wright St.

■ Loss, ■ Non-Conf, S Site, H Home A Away N Neutral

## Wyoming

Through Games Of Feb. 27, 2020

Average RPI Win:	232	WON-LOST	WINNING	LAST 10	STRENGTH OF	OPP. STRENGTH	TEAM	ADJ.	CONF.	ADJ CONF.
Average RPI Loss:	159	RECORD	PCT. RANK	GAMES	SCHEDULE	OF SCHEDULE	RPI	RPI	RPI	RPI
DIV. I ONLY	15- 11	133	8-2	207	205	164	164	17	17	
DIV. I NON-CONF.	3- 5	224	0	215	202	259	259	19	19	
TOTALS	RPI 1-25	RPI 26-50	W-L RECORDS	RPI 51-100	RPI 101-150	RPI 150+				
15- 11	0- 1	0- 0	OVERALL	1- 3	1- 1	13- 6				
9- 5	0- 1	0- 0	HOME	1- 1	1- 0	7- 3				
6- 6	0- 0	0- 0	AWAY	0- 2	0- 1	6- 3				
0- 0	0- 0	0- 0	NEUTRAL	0- 0	0- 0	0- 0				
3- 5	0- 1	0- 0	NON-CONFERENCE	0- 2	0- 0	3- 2				
2- 3	0- 1	0- 0	HOME	0- 1	0- 0	2- 1				
1- 2	0- 0	0- 0	AWAY	0- 1	0- 0	1- 1				
0- 0	0- 0	0- 0	NEUTRAL	0- 0	0- 0	0- 0				
12- 6	0- 0	0- 0	CONFERENCE	1- 1	1- 1	10- 4				
7- 2	0- 0	0- 0	HOME	1- 0	1- 0	5- 2				
5- 4	0- 0	0- 0	AWAY	0- 1	0- 1	5- 2				
0- 0	0- 0	0- 0	NEUTRAL	0- 0	0- 0	0- 0				

RPI 1-25				RPI 26-50				RPI 51-100				RPI 101+ Team's RPI: 164			
RPI	S	Opponent	Score	RPI	S	Opponent	Score	RPI	S	Opponent	Score	RPI	S	Opponent	Score
13	H	Gonzaga	54 65					73	A	South Dakota St.	40 67	101	A	Boise St.	48 67
								75	A	Fresno St.	59 89	101	H	Boise St.	73 68
								75	H	Fresno St.	64 55	153	H	San Jose St.	80 45
								77	H	Colorado	56 66	185	H	Saint Mary's (CA)	69 67
												216	A	UNLV	53 65
												219	A	New Mexico	73 66
												219	H	New Mexico	71 74
												224	H	Northern Colo.	44 46
												232	A	San Diego St.	60 67
												232	H	San Diego St.	81 67
												236	A	Denver	57 71
												246	A	Nevada	84 79
												246	H	Nevada	83 59
												262	A	North Dakota St.	66 57
												277	A	Air Force	65 63
												277	H	Air Force	68 52
												282	A	Colorado St.	43 40
												282	H	Colorado St.	49 56
												285	A	Utah St.	65 54
												285	H	Utah St.	64 45
												351	H	Mississippi Val.	95 22
LAST 10 Division I															
				75	H	Fresno St.	64 55					219	H	New Mexico	71 74
				246	A	Nevada	84 79					101	A	Boise St.	48 67
				277	H	Air Force	68 52					153	H	San Jose St.	80 45
				285	H	Utah St.	64 45					285	A	Utah St.	65 54
				282	A	Colorado St.	43 40					232	H	San Diego St.	81 67

Non-Div I Games: Colo. Christian 70 31

Wyoming

■ Loss, 
 ■ Non-Conf, S Site, 
 ■ Home 
 ■ Away 
 N Neutral

Average RPI Win:	174	WON-LOST	WINNING	LAST 10	STRENGTH OF	OPP. STRENGTH	TEAM	ADJ.	CONF.	ADJ CONF.
Average RPI Loss:	91	RECORD	PCT. RANK	GAMES	SCHEDULE	OF SCHEDULE	RPI	RPI	RPI	RPI
DIV. I ONLY	3- 24	339	1-9	31	79	256	256	6	6	
DIV. I NON-CONF.	1- 10	329	0	26	108	253	253	6	6	
TOTALS	RPI 1-25	RPI 26-50	W-L RECORDS	RPI 51-100	RPI 101-150	RPI 150+				
3- 24	0- 3	0- 4	OVERALL	0- 11	1- 3	2- 3				
2- 12	0- 1	0- 2	HOME	0- 6	1- 1	1- 2				
1- 10	0- 1	0- 2	AWAY	0- 5	0- 1	1- 1				
0- 2	0- 1	0- 0	NEUTRAL	0- 0	0- 1	0- 0				
1- 10	0- 1	0- 0	NON-CONFERENCE	0- 5	1- 3	0- 1				
1- 4	0- 0	0- 0	HOME	0- 2	1- 1	0- 1				
0- 4	0- 0	0- 0	AWAY	0- 3	0- 1	0- 0				
0- 2	0- 1	0- 0	NEUTRAL	0- 0	0- 1	0- 0				
2- 14	0- 2	0- 4	CONFERENCE	0- 6	0- 0	2- 2				
1- 8	0- 1	0- 2	HOME	0- 4	0- 0	1- 1				
1- 6	0- 1	0- 2	AWAY	0- 2	0- 0	1- 1				
0- 0	0- 0	0- 0	NEUTRAL	0- 0	0- 0	0- 0				

RPI 1-25				RPI 26-50				RPI 51-100				RPI 101+ Team's RPI: 256			
RPI	S	Opponent	Score	RPI	S	Opponent	Score	RPI	S	Opponent	Score	RPI	S	Opponent	Score
7	N	Northwestern	59 79	37	A	Marquette	48 61	62	H	St. John's (NY)	67 75	110	H	Utah	70 63
20	A	DePaul	65 97	37	H	Marquette	60 80	68	A	Ball St.	49 70	127	N	Florida	64 67
20	H	DePaul	68 91	43	A	Creighton	55 62	76	A	Villanova	54 66	132	A	Robert Morris	57 71
				43	H	Creighton	62 76	76	H	Villanova	54 55	150	H	Wright St.	74 86
								77	H	Colorado	53 62	171	A	Providence	48 60
								78	H	Seton Hall	61 83	171	H	Providence	61 42
								80	H	Cincinnati	78 85	240	A	Georgetown	85 64
								83	A	Rider	57 64	240	H	Georgetown	50 63
								91	A	Butler	61 63	288	H	Eastern Ky.	55 56
								91	H	Butler	70 78				
								94	A	Temple	65 78				
LAST 10 Division I															
43	H	Creighton	62 76	76	H	Villanova	54 55								
171	H	Providence	61 42	91	A	Butler	61 63								
20	A	DePaul	65 97	171	A	Providence	48 60								
37	A	Marquette	48 61	43	A	Creighton	55 62								
240	H	Georgetown	50 63	37	H	Marquette	60 80								

Non-Div I Games:

Xavier

Average RPI Win:	202	WON-LOST	WINNING	LAST 10	STRENGTH OF	OPP. STRENGTH	TEAM	ADJ.	CONF.	ADJ CONF.
Average RPI Loss:	64	RECORD	PCT. RANK	GAMES	SCHEDULE	OF SCHEDULE	RPI	RPI	RPI	RPI
DIV. I ONLY	16- 7	62	6-4	102	135	67	67	7	7	
DIV. I NON-CONF.	10- 3	57	0	160	196	61	61	8	8	
TOTALS	RPI 1-25	RPI 26-50	W-L RECORDS	RPI 51-100	RPI 101-150	RPI 150+				
16- 7	0- 2	0- 1	OVERALL	1- 3	3- 1	12- 0				
7- 4	0- 1	0- 1	HOME	0- 1	0- 1	7- 0				
8- 3	0- 1	0- 0	AWAY	0- 2	3- 0	5- 0				
1- 0	0- 0	0- 0	NEUTRAL	1- 0	0- 0	0- 0				
10- 3	0- 1	0- 0	NON-CONFERENCE	1- 2	2- 0	7- 0				
5- 1	0- 0	0- 0	HOME	0- 1	0- 0	5- 0				
4- 2	0- 1	0- 0	AWAY	0- 1	2- 0	2- 0				
1- 0	0- 0	0- 0	NEUTRAL	1- 0	0- 0	0- 0				
6- 4	0- 1	0- 1	CONFERENCE	0- 1	1- 1	5- 0				
2- 3	0- 1	0- 1	HOME	0- 0	0- 1	2- 0				
4- 1	0- 0	0- 0	AWAY	0- 1	1- 0	3- 0				
0- 0	0- 0	0- 0	NEUTRAL	0- 0	0- 0	0- 0				

RPI 1-25				RPI 26-50				RPI 51-100 Team's RPI: 67				RPI 101+			
RPI	S	Opponent	Score	RPI	S	Opponent	Score	RPI	S	Opponent	Score	RPI	S	Opponent	Score
9	H	Princeton	39 55	48	H	Penn	51 53	62	H	St. John's (NY)	66 80	122	A	North Carolina	66 63
11	A	UCLA	65 100					75	N	Fresno St.	87 67	125	A	Northeastern	78 63
								95	A	Colgate	67 70	128	A	Columbia	85 60
								97	A	Harvard	57 66	128	H	Columbia	65 74
												165	A	Dartmouth	67 47
												171	H	Providence	82 79
												187	H	Quinnipiac	63 59
												188	A	Cornell	74 67
												188	H	Cornell	65 51
												225	A	Brown	73 40
												225	H	Brown	79 72
												227	A	UMass Lowell	67 59
												281	H	Wagner	87 68
												290	A	LMU (CA)	81 65
												312	H	Sacred Heart	87 40
												329	H	Mercer	68 60
LAST 10 Division I															
128	H	Columbia	65 74	97	A	Harvard	57 66								
188	H	Cornell	65 51	188	A	Cornell	74 67								
48	H	Penn	51 53	128	A	Columbia	85 60								
9	H	Princeton	39 55	225	A	Brown	73 40								
165	A	Dartmouth	67 47	225	H	Brown	79 72								

Non-Div I Games:

Yale

Average RPI Win:	264	WON-LOST	WINNING	LAST 10	STRENGTH OF	OPP. STRENGTH	TEAM	ADJ.	CONF.	ADJ CONF.
Average RPI Loss:	169	RECORD	PCT. RANK	GAMES	SCHEDULE	OF SCHEDULE	RPI	RPI	RPI	RPI
DIV. I ONLY	11- 15	217	2-8	257	281	259	259	22	22	
DIV. I NON-CONF.	5- 4	140	0	204	254	146	146	21	21	
TOTALS	RPI 1-25	RPI 26-50	W-L RECORDS	RPI 51-100	RPI 101-150	RPI 150+				
11- 15	0- 1	0- 0	OVERALL	1- 1	0- 5	10- 8				
7- 6	0- 0	0- 0	HOME	1- 0	0- 3	6- 3				
4- 9	0- 1	0- 0	AWAY	0- 1	0- 2	4- 5				
0- 0	0- 0	0- 0	NEUTRAL	0- 0	0- 0	0- 0				
5- 4	0- 1	0- 0	NON-CONFERENCE	0- 0	0- 2	5- 1				
3- 1	0- 0	0- 0	HOME	0- 0	0- 1	3- 0				
2- 3	0- 1	0- 0	AWAY	0- 0	0- 1	2- 1				
0- 0	0- 0	0- 0	NEUTRAL	0- 0	0- 0	0- 0				
6- 11	0- 0	0- 0	CONFERENCE	1- 1	0- 3	5- 7				
4- 5	0- 0	0- 0	HOME	1- 0	0- 2	3- 3				
2- 6	0- 0	0- 0	AWAY	0- 1	0- 1	2- 4				
0- 0	0- 0	0- 0	NEUTRAL	0- 0	0- 0	0- 0				

RPI S	Opponent	Score	RPI S	Opponent	Score	RPI S	Opponent	Score	RPI S	Opponent	Score	Team's RPI: 259
17	A Indiana	56 93				64	A IUPUI	69 77	102	H Kent St.	73 82	
						64	H IUPUI	75 73	117	H Green Bay	63 70	
									132	A Robert Morris	43 58	
									150	A Wright St.	41 91	
									150	H Wright St.	54 67	
									157	A Akron	62 91	
									172	H Eastern Mich.	79 77	
									184	A Northern Ky.	56 75	
									184	H Northern Ky.	55 59	
									200	A Cleveland St.	52 60	
									200	H Cleveland St.	84 72	
									229	A Milwaukee	54 59	
									229	H Milwaukee	62 74	
									271	A Saint Francis (PA)	56 46	
									279	A Oakland	79 74	
									279	H Oakland	73 86	
									281	H Wagner	64 42	
									288	A Eastern Ky.	72 63	
									333	A Detroit Mercy	62 47	
									333	H Detroit Mercy	72 66	
									339	H Canisius	87 59	
									342	A UIC	53 59	
									342	H UIC	77 65	
LAST 10 Division I												
229	A Milwaukee	54 59	150	H Wright St.	54 67							
279	H Oakland	73 86	64	A IUPUI	69 77							
333	H Detroit Mercy	72 66	342	A UIC	53 59							
200	H Cleveland St.	84 72	229	H Milwaukee	62 74							
184	H Northern Ky.	55 59	117	H Green Bay	63 70							

Non-Div I Games: Lake Erie 83 48 Muskingum 92 46

Youngstown St.

Loss, Non-Conf, S Site, H Home A Away N Neutral